



NC STATE
HOOPS
MEDIA GUIDE

2019
2020





GENERAL

Name of School:	NC State University
City/Zip:	Raleigh, NC 27695
Founded:	1887
Enrollment:	35,479
Nickname:	Wolfpack
Mascot:	Mr. and Ms. WUF
School Colors:	Red (PMS 186) and white
Arena:	PNC Arena
Capacity:	19,700
Conference:	Atlantic Coast Conference
Chancellor:	Dr. Randy Woodson
Athletics Director:	Boo Corrigan
Athletics Dept. Phone:	919-515-2101
Basketball Office Phone:	919-515-3134
Ticket Office Phone:	919-865-1510
	1-800-310-PACK

HISTORY

First Year of Basketball:	1910-11
All-Time Record:	1,723-1,049 (.622)
Record at PNC Arena:	235-97 (.708)
Years in NCAA Tourney (Last):	27 (2018)
NCAA Tourney Record:	37-25

ATHLETICS COMMUNICATIONS

Basketball Contact:	Craig Hammel
Cell Phone:	317-292-0858
Twitter:	@Hammel_Craig
E-Mail:	cwhamme2@ncsu.edu
Sr. Assoc. AD for Comm/Brand Mgmt:	Fred Demarest
Email:	fred_demarest@ncsu.edu
Press Row Phone:	919-861-6190
Ath Comm Mailing Address:	4011 Westchase Blvd (Suite 150) Raleigh, NC 27695
Website:	GoPack.com
Twitter:	@PackMensBball
Instagram:	@PackMensBball
Facebook:	NC State Basketball
YouTube:	NC State Hoops

TEAM INFORMATION

2018-19 Overall Record:	24-12
ACC record (Finish):	9-9 (t-8th)
Postseason Play:	NIT
Final Ranking:	None
Starters Returning/Lost:	3/2
Letterwinners Ret/Lost:	7/3
Newcomers:	8

TABLE OF CONTENTS

Quick Facts/Table of Contents	1
Media Information	2-4
Schedule/Roster	5
Player Profiles	6-27
Head Coach Kevin Keatts Profile	28-30
NC State Coaching Staff Profiles	31-36
Support Staff	37
NC State Administration	38-39
2018-19 Season Review	40-49
Wolfpack Basketball History/Tradition	50-60
Coaching Records	61
Letterwinners	62-63
All-Americans	64-68
Assistant Coaches	69
All-Time Jerseys	70
Honors and Awards	71-72
All-Time Records	74-75
Scoring	76-78
Rebounding	79-80
Field Goals	81
3-Point Field Goals	82
Free Throws	83
Assists	84
Blocks/Steals	85
Games/Minutes Played	86
Records by Class	87-89
Single-Season Highs	90-91
Single-Game Highs	92
NC State In ACC Stats	93
PNC Arena Records	94-95
Yearly Team Stats	96-97
Opponent Records	98
Victory Margin	99
In The ACC Tournament	100-101
ACC Tournament Records	102-104
ACC Tournament Stats	105-108
In the NCAA Tournament	109-110
NCAA Tournament Records	111-114
NCAA Tournament Stats	115-116
In The NIT	117
NIT Stats	118
Wins vs. The Top 25	119-120
Wins vs. No. 1	121
NC State in AP Poll	122
Year-By-Year Finishes	123-124
Year-By-Year Results	125-137
Vs. All Competition	138-139
Vs. All Conferences	140
Record vs. 2019-20 Opponents	141-146

CREDITS

Editor: Craig Hammel, Director of Athletics Communications
Graphic and Cover Designs: McLean Roberts, NC State Graphic Design
Photo Credits: Bill Howard, Mark McIntrye, Gene Galin, Rick Crank, Timothy Sofranco, Danny Karnik, Todd Kirkland, Danny Reise, Roger Winstead, NC State Men's Basketball, Jack Tarr, Anthony Barham.



ATHLETICS COMMUNICATION STAFF



CRAIG HAMMEL
DIRECTOR OF ATHLETICS COMMUNICATIONS (MBB CONTACT)
CELL: (317) 292-0858
EMAIL: cwhamme2@ncsu.edu
TWITTER: @Hammel_Craig



MATTI SMITH
ASSISTANT ATHLETICS COMMUNICATIONS DIRECTOR (SECONDARY MBB CONTACT)
CELL: (919) 880-3413
EMAIL: mmsmith9@ncsu.edu

ATHLETICS COMMUNICATIONS PHONE: (919) 746-9894

DELIVERY/OVERNIGHT ADDRESS:
4011 Westchase Blvd., Suite 150
Raleigh, NC 2760

COVERING NC STATE

The NC State Athletics Communications office is committed to making the media's work in covering the Wolfpack an enjoyable and productive experience.

MEDIA CREDENTIALS: Credentials are issued to working members of the media only. All requests for credentials should be made from sports editors of daily newspapers and sports directors of radio and television stations.

Requests should be made online via NC State's SportsSystems credentialing site. Any questions can be sent to Craig Hammel, Director of Athletics Communications (cwhamme2@ncsu.edu or 317-292-0858).

Season credentials will be granted only to daily newspapers and television/radio stations that cover NC State basketball on a regular basis. Other media outlets will be granted credentials on a single-game, space-available basis at the discretion of the NC State Athletics Communications Office.

INTERVIEW POLICIES: All student-athlete interview requests should be made through men's basketball communications contact Craig Hammel. Player interviews will be conducted after practice at the Dail Basketball Center or over the phone. If a media request cannot be fulfilled during this time frame, the athletics communications office will work with the media outlet to make arrangements to fulfill this request. There will be no interviews on game days.

TELEPHONE PLAYER INTERVIEWS: Please request phone interviews at least 24 hours in advance through NC State's athletics communications office. Telephone requests will be returned when players' schedules allow.

COVERING PRACTICE: NC State basketball practices are closed to the media.

MEDIA AVAILABILITY: Head coach Kevin Keatts will regularly conduct media availability throughout the season. Media availability will be announced via email by Craig Hammel. Coach Keatts and players will meet with the media on the Dail Center Practice Court following practice. Video of Coach Keatts's press availability will be available online on GoPack.com

POSTGAME INTERVIEWS: The NC State locker room will be closed following all games. Coach Keatts will be brought to the PNC Arena interview room and requested players will be made available at a designated place after each home game. On the road, Coach Keatts and players will be made available in an area designated by the host athletics communications staff. This locale will be made known to the media prior to the contest. Media inquiries during games can be made to Craig Hammel.

ON THE WEB/EMAIL/TWITTER: NC State news releases, statistics, and recaps are available at the school's official athletic web site www.GoPack.com. Please contact Craig Hammel to be added to the media email distribution list. Also, media members can follow Craig Hammel (@Hammel_Craig) on Twitter for media-related information.



GAME DAY MEDIA SERVICES

MEDIA PARKING: Available on a limited basis. Requests for parking passes should be made when submitting press and/or photo credential requests. All media parking is in the Stadium North Lot, under the football scoreboard.

MEDIA WILL CALL: The press entrance and the press will-call are located in the arena's south lobby at the box office entrance.

PRESS ROOM: The NC State press room is located on the south end, outer hallway of PNC Arena. A number of telephone lines are available in the press room for writers, photographers and radio. Wireless service is also available.

MEDIA SERVICES: Roster flip cards, rosters, statistics and game notes will be available in the press room prior to the game. Halftime stats will be delivered at intermission to both radios and TV, and the press room and press row. Final box scores, complete with a play-by-play account of the game, will be distributed as quickly as possible following the game. Audio of the coaches' quotes will also be distributed.

STAT BROADCAST: Live stats during games will be available online on StatBroadcast.com. The NC State StatBroadcast page is located at www.ncstate.statbroadcast.com.

PHOTOGRAPHERS: NCAA policy establishes that only photographers on assignment, both for print and television, will be afforded credentials. The photo zones have been marked off on each baseline, to the right of the basket as you face the action. Some photo spots have been assigned.

ACC MEDIA SERVICES

The ACC communications department offers up-to-date ACC statistics on a daily basis and a weekly coaches' teleconference throughout the season. Log on to www.theacc.com for more details and information.

ACC Men's Basketball Contact
 Andy Fledderjohann, Assistant Commissioner
 Office: (336) 369-1002
 Cell: (434) 906-0075
 Email: afledder@theacc.org

ACC COACHES TELECONFERENCE

Selected ACC head basketball coaches will be featured on eight Monday teleconferences during the 2019-20 season. The season's first teleconference will take place with all 15 coaches on Monday, January 6, 2018. Each coach will have 10 minutes to make an opening statement and answer questions. There will be an instant replay of each teleconference posted online at www.theacc.com each Monday afternoon.

MEDIA PHONE NUMBER: 888-221-1792

Kevin Keatts' ACC Teleconference Schedule

Monday, Jan. 6 - 11:10 a.m.	(15 coaches)
Monday, Jan. 13 - 11:10 a.m.	(15 coaches)
Monday, Feb. 3 - 11:10 a.m.	(13 coaches)
Monday, Feb. 10 - 11:10 a.m.	(13 coaches)
Monday, Feb. 17 - 11:10 a.m.	(13 coaches)
Monday, Feb. 24 - 11:10 a.m.	(13 coaches)



NC STATE BASKETBALL

RADIO AFFILIATES

Basketball broadcasts will air

30 minutes prior to game time.

Albemarle.....	WZKY-AM.....	1580
Asheville.....	WWNC-AM.....	570
Charlotte.....	WXRC-FM.....	95.7
Fayetteville.....	WFAY-AM.....	1230
Fayetteville.....	WFNC-AM.....	640
Greensboro/Triad.....	WVBZ-FM.....	105.7
Greenville.....	WECU-AM.....	1570
Jacksonville.....	WJCV-FM.....	98.3
Jacksonville.....	WJCV-AM.....	1290
Laurinburg.....	WLNC-AM.....	1300
Murfreesboro.....	WWDR-AM.....	1080
Nags Head.....	WZPR-FM.....	92.3
New Bern/Morehead City.....	WNBB-FM.....	97.9
Raleigh (Triangle).....	WRAL-FM.....	101.5
Roanoke Rapids.....	WSMY-AM.....	1400
Sanford.....	WWGP-AM.....	1050
Sanford.....	WFJA-FM.....	105.5
Wanchese (Outer Banks).....	WFMZ-FM.....	104.9
Wilmington.....	WRMR-FM.....	98.7
USA.....	Sirius.....	Satellite Raio

Subject to change

WOLFPACK SPORTS NETWORK

The Wolfpack Sports Network, one of the strongest collegiate sports networks in the nation, will be heard for the 60th year throughout North Carolina and globally via GoPack.com's All-Access multimedia channel during the 2019-20 basketball season.

The network is managed by Wolfpack Sports Properties, a joint venture between Learfield Sports and Raleigh's Capitol Broadcasting Company. It covers three of the 45 largest radio markets in the country and is made up of more than 20 affiliates that effectively blanket the state from the mountains to the coast. The flagship station is the powerful WRAL-FM, MIX 101.5 in Raleigh.

All the action is brought to devoted Wolfpack listeners by veteran play-by-play man and former North Carolina Sportscaster of the Year Gary Hahn, who is in his 31st season as the voice of the Wolfpack. Joining Hahn courtside is Tony Haynes, an NC State alumnus who is in his 22nd season providing analysis of the action.

Following each contest, both home and away, head coach Kevin Keatts will join the broadcast team courtside for a recap of the game action.

For more information about the Wolfpack Sports Network, contact:

Wolfpack Sports Properties
4011 Westchase Blvd., Suite 160,
Raleigh, N.C., 27607
(919) 664-8853



2019-20 SCHEDULE



2019-20 NC STATE MEN'S BASKETBALL NUMERICAL ROSTER

No.	Name	Pos.	Ht./Wt.	Yr.	Hometown/High School
0	D.J. Funderburk	F	6-10/225	So.	Cleveland, Ohio/Hargrave Military Academy
1	Dereon Seabron	G	6-7/180	Fr.	Norfolk, Va./Lake Taylor
2	Chase Graham	G	6-1/170	Fr.	Raleigh, N.C./Athens Drive
3	A.J. Taylor	F	6-6/205	So.	Davenport, Iowa/Davenport North
4	Jericole Hellems	F	6-7/205	So.	St. Louis, Mo./Chaminade
5	Thomas Allen	G	6-1/180	Jr.	Raleigh, N.C./Brewster Academy
10	Braxton Beverly	G	6-0/180	So.	Hazard, Ky./Hargrave Military Academy
11	Markell Johnson	G	6-1/175	Sr.	Cleveland, Ohio/East Tech
13	C.J. Bryce	G	6-5/210	Sr.	Charlotte, N.C./North Mecklenburg
15	Manny Bates	F	6-11/230	Fr.	Fayetteville, N.C./Northwood Temple Academy
21	Danny Dixon	F	6-10/230	Gr.	Grosse Pointe, Mich./Grosse Pointe Park South
22	Max Farthing	G	6-7/205	Fr.	Raleigh, N.C./Word of God Academy
24	Devon Daniels	G	6-5/205	Jr.	Battle Creek, Mich./Justin-Siena
31	Pat Andree	F	6-8/220	Gr.	Colts Neck, N.J./Christian Brothers Academy

Head Coach: Kevin Keatts (Marshall '11)
 Assistant Coach: James Johnson (Ferrum '93)
 Assistant Coach: Takayo Siddle (Gardner-Webb '09)
 Assistant Coach: Roy Roberson (Lynchburg '92)
 Director of Operations: Travis Hackert (Louisville '14)
 Director of Player Personnel: Anthony Wright (Maine '99)
 Director of Scouting/Quality Control: Hunter Henderson (NC State '16)
 Video Coordinator: Billy O'Meara (Louisville '11)
 Strength and Conditioning: Pat Murphy (UNC-Wilmington '04)
 Assistant Athletic Trainer: Ron Cooper (Daemen College '13)

NOVEMBER

11/5/19	GEORGIA TECH *	8:30 p.m.
11/10/19	DETROIT MERCY	4 p.m.
11/13/19	FIU	9 p.m.
11/16/19	ST. FRANCIS BROOKLYN %	TBD
11/19/19	ALCORN STATE %	7 p.m.
11/23/19	LITTLE ROCK %	1 p.m.
11/28/19	vs. Memphis %	4 p.m.

DECEMBER

12/4/19	WISCONSIN	9:15 p.m.
12/7/19	at Wake Forest *	TBD
12/15/19	at UNCG	3 p.m.
12/19/19	at Auburn	9 p.m.
12/22/19	THE CITADEL	6 p.m.
12/29/19	APPALACHIAN STATE	4 p.m.

JANUARY

1/4/20	at Clemson *	12 p.m.
1/8/20	NOTRE DAME *	7 p.m.
1/11/20	at Virginia Tech *	2 p.m.
1/15/20	MIAMI *	7 p.m.
1/18/20	CLEMSON *	2 p.m.
1/20/20	at Virginia *	7 p.m.
1/25/20	at Georgia Tech *	4 p.m.
1/27/20	NORTH CAROLINA *	7 p.m.

FEBRUARY

2/1/20	LOUISVILLE *	2 p.m.
2/5/20	at Miami *	8:30 p.m.
2/11/20	at Syracuse *	7 p.m.
2/16/20	at Boston College *	6 p.m.
2/19/20	DUKE *	9 p.m.
2/22/20	FLORIDA STATE *	4 p.m.
2/25/20	at North Carolina *	9 p.m.
2/29/20	PITT *	12 p.m.

MARCH

3/2/20	at Duke	7 p.m.
3/6/20	WAKE FOREST *	7 p.m.
March 10-14	ACC Championship	TBA
March 17-18	NCAA First Four	TBA
March 19-22	NCAA 1st and 2nd Rounds	TBA
March 26-29	NCAA Regionals	TBA

APRIL

April 4	NCAA Final Four	TBA
April 6	National Championship	9 p.m.

* ACC game

% - Barclays Center Classic

Home games in BOLD CAPS



#11 MARKELL JOHNSON

GUARD / 6'1" / 175 LBS. / SENIOR
CLEVELAND, OHIO
EAST TECH HS

2018-19 – Junior Season:

Appeared in 33 games, making 30 starts ... Averaged 12.6 points per game and led team with 139 assists ... Finished season sixth in the ACC in assists per game at 4.21 ... Finished seventh in the ACC in assist-to-turnover ratio at 2.2 ... Led team with 42.2 percent three-point field goal percentage ... Ranked fourth in the ACC in three-point field goal percentage ... Scored in double figures 21 times ... Had team-best six games of 20 or more points ... Led team in assists 21 times and in scoring 11 times ... Opened season with 17 points and five assists in win over Mount St. Mary's on Nov. 6 ... Scored 21 points at Wisconsin on Nov. 27 ... Scored 19 points on 7-of-10 shooting, passed out seven assists and grabbed six rebounds in win over Vanderbilt on Dec. 1 ... Scored a career-high 27 points, scoring 19 of the 27 in the second half, in win over Auburn on Dec. 19 ... Was named ACC Player of the Week for efforts in win over Auburn ... Scored 20 points on 6-of-8 shooting, including 4-of-6 from three-point range in win at Miami on Jan. 3 ... Had season-best and tied career-high with four steals against North Carolina on Jan. 8 ... After missing three games with injury, returned to lineup and had 16 points in win over Clemson on Jan. 26 ... Passed out season-best 10 assists at Duke on Feb. 16 ... Scored 25 points, hitting a career-best six three-pointers, in win over Wake Forest on Feb. 24 ... Scored game-high 23 points in comeback win over Clemson in the quarterfinals of the ACC Tournament ... Scored 13 points in the second half as Pack made second-largest halftime deficit comeback (16 points) in ACC Tournament history ... Made two free throws with 2.6 second remaining to give Pack one-point win ... Scored 26 points and grabbed career-high seven rebounds in win over Hofstra in NIT on March 19 ... Scored 19 points and hit all four three-pointers against Lipscomb on March 27.

2017-18 - Sophomore Season:

ACC Honorable Mention selection ... Started 24 of 26 games ... Averaged 8.9 points, 7.3 assists, 3.4 rebounds and 1.6 steals per game ... Averaged 7.31 assists per game to lead ACC ... Highest assist per game average for an NC State player since Chris Corchiani averaged 9.6 assists per game in the 1990-91 season ... Had double-digit assists in five straight games from Jan. 21 to Feb. 7 to become first player in program history with more than three consecutive double-digit assist games ... Averaged 8.14 assists per game in ACC play, almost three assists more than second place ... Finished season with 190 assists ... Led team and finished fifth in the ACC with 1.69 steals per game average ... Led team in assists in 20 games ... Scored in double figures 14 times and had eight games with double-digit assists ... Finished second on the team with four double-doubles ... Opened season with 14 points, nine assists and four steals

in win over VMI on Nov. 10 ... Had first career double-double with 10 points and 11 assists in win over Bryant on Nov. 14 ... 12 assists in win over South Carolina State on Dec. 2 ... Scored 17 points and had four steals in win over UMKC on Dec. 9 ... Passed out career-high 14 assists vs. Miami on Jan. 21 ... 14 assists are third-most by a player in PNC Arena history ... Second career double-double with career-high 20 points and 11 assists in win at UNC-Chapel Hill on Jan. 27 ... Scored 14 of his 20 points in final 2:58 of regulation and 5:00 overtime period ... Third career double-double with 15 points and 10 assists at Virginia Tech on Feb. 7 ... Hit career-best three three-pointers against Hokies ... Scored 16 points in win at Syracuse on Feb. 14, including three-pointer with 35 seconds remaining to break 70-70 tie ... Had a double-double with 10 points and 10 assists in win at Wake Forest on Feb. 17 ... Tied career-high with three three-pointers in win over Florida State on Feb. 25.

2016-17 - Freshman Season:

Appeared in 30 games, making three starts ... Youngest player on the team ... Finished second on the team in assists (68) and steals (26) ... Started final three games of regular season: at Georgia Tech (Feb. 21), Virginia (Feb. 25) and at Clemson (March 1) ... Finished the season with a 2.13:1 assist-to-turnover ratio ... Had a five-game stretch from Nov. 13-26 where he had 19 assists and three turnovers in 139 minutes of action ... Scored nine points, had six assists and four steals with zero turnovers in 27 minutes against Montana on Nov. 18 ... Scored eight points and passed out four assists vs Creighton on Nov. 20 ... In the 3 games at the Paradise Jam, had 14 assists, 7 steals and just 1 turnover in 83 minutes of action ... Had nine points on 3-of-5 shooting at Illinois on Nov. 29 ... Recorded five points, five assists, one block and one steal vs. Boston University on Dec. 3 ... Played 33 minutes off-the-bench vs. Pittsburgh, finishing with eight points and a season-best seven assists ... Scored a season-best 12 points on 6-of-9 shooting vs. Notre Dame on Feb. 18 ... Made first career start at Georgia Tech on Feb. 21, finishing with 5 points and 3 assists in a career-high 37 minutes ... Recorded second double-digit scoring game of the season, finishing with 11 points on 4-of-8 shooting, and had 4 assists and 3 steals vs. Virginia on Feb. 25.

Before State:

A consensus four-star recruit by 247Sports, ESPN, Rivals and Scout ... Was a top-100 overall recruit by ESPN (48), 247Sports (58) and Scout (66) ... Reclassified to the 2016 class after his junior year at East Tech High School ... Named Cleveland.com Boys Basketball Player of the Year, All-Ohio Player of the Year in Division 1 and Associated Press Northeast Lakes All-District Player of the Year in D2 after averaging 31.6 points, 7.4 rebounds and 3.5 steals as a junior in 2015-16 ... As a freshman scored 27 points and hit the game-winning shot in overtime to send East Tech to its first state semifinal since 1972 ... Played AAU basketball for King James Shooting Stars.

Personal:

Born August 25 ... Son of Sabrina Johnson ... Has an older sister, Markishia, and an older brother, Mark.

JOHNSON'S SINGLE-GAME BESTS

POINTS

Career 27, vs. Auburn (11/19/18)
ACC 25, vs. Wake Forest (2/24/19)

REBOUNDS

Career 7 (2x), last vs. Hofstra (3/19/19)
ACC 7, at Pittsburgh (1/24/18)

FG MADE

Career 9 (4x), last vs. Hofstra (3/19/19)
ACC 9, vs. Wake Forest (2/24/19)

FG ATTEMPTED

Career 17 (2x), last vs. Clemson (3/13/19)
ACC 17, vs. Clemson (3/13/19)

3FG MADE

Career 6, vs. Wake Forest (2/24/19)
ACC 6, vs. Wake Forest (2/24/19)

3FG ATTEMPTED

Career 10, vs. Georgia Tech (3/6/19)
ACC 10, vs. Georgia Tech (3/6/19)

FT MADE

Career 6, vs. Virginia (1/29/19)
ACC 6, vs. Virginia (1/29/19)

FT ATTEMPTED

Career 9 (2x), at Wake Forest (2/17/18)
ACC 9, at Wake Forest (2/17/18)

ASSISTS

Career 14, vs. Miami (1/21/18)
ACC 14, vs. Miami (1/21/18)

STEALS

Career 4 (6x), last vs. North Carolina (1/8/19)
ACC 4, vs. North Carolina (1/8/19)

BLOCKS

Career 2 (2x), last vs. Arizona (11/22/17)
ACC 1 (9x), last at Boston College (3/9/19)

MINUTES

Career 39, at North Carolina (1/27/18)
ACC 39, at North Carolina (1/27/18)

JOHNSON'S CAREER STATS

Year	GP-GS	Min	Avg	FG-FGA	Pct	3FG-FGA	Pct	FT-FTA	Pct	Off-Def	Tot-Avg	PF-FO	A	TO	Blk	Stl	Pts	Avg
2016-17	30-3	611	20.4	46-122	.377	12-48	.250	15-26	.577	15-34	49-1.6	56-2	68	32	10	26	119	4.0
2017-18	26-24	756	29.1	81-176	.460	27-66	.409	42-69	.609	15-73	88-3.4	63-3	190	84	6	44	231	8.9
2018-19	33-30	836	25.3	144-295	.488	68-161	.422	59-79	.747	23-64	87-2.6	68-0	139	72	6	35	415	12.6
TOTALS	89-57	2203	24.8	271-593	.457	107-275	.389	116-174	.667	53-171	224-2.5	187-5	397	188	22	105	765	8.6

Johnson vs. the ACC (regular season only)

Year	GP-GS	Min	Avg	FG-FGA	Pct	3FG-FGA	Pct	FT-FTA	Pct	Off-Def	Tot-Avg	PF-FO	A	TO	Blk	Stl	Pts	Avg
2016-17	18-3	345	19.2	27-67	.403	6-26	.231	9-12	.750	11-19	30-1.7	33-1	34	19	3	13	69	3.8
2017-18	14-12	421	30.1	41-94	.436	16-37	.432	24-39	.615	12-45	57-4.1	35-1	114	49	4	18	122	8.7
2018-19	15-13	410	27.3	56-134	.418	29-81	.358	26-35	.743	7-37	44-2.9	35-0	65	41	3	19	167	11.1
TOTALS	47-28	1176	25.0	124-295	.420	51-144	.354	59-86	.686	30-101	131-2.8	103-2	213	109	10	50	358	7.6



JOHNSON'S GAME-BY-GAME STATS

Johnson 2018-19 Game-By-Game Stats													Johnson 2016-17 Game-By-Game Stats															
Date	OPP	S	MIN	FG	3FG	FT	Off-Tot	PF	A	TO	BS	ST	PTS	Date	OPP	S	MIN	FG	3FG	FT	Off-Tot	PF	A	TO	BS	ST	PTS	
11/6	Mt. St. Mary's *		28	7-10	3-4	0-0	1-3	1	5	2	0	1	17	11/11	Ga. Southern		12	0-2	0-1	0-0	1-1	1	0	1	0	0	0	
11/10	MD. ES	*	23	2-4	0-2	0-0	1-1	1	7	1	0	0	4	11/13	St. Francis		21	3-4	0-0	0-2	0-3	3	3	1	1	0	6	
11/13	UNC Asheville *		4	1-1	1-1	0-0	0-0	1	1	0	1	0	3	11/18	vs. Montana \$		27	4-5	1-1	0-2	0-2	1	6	0	1	4	9	
11/17	Maine *		19	4-6	4-6	1-1	0-1	1	5	2	0	1	13	11/20	vs. Creighton \$		30	3-9	2-6	0-0	0-0	0	4	1	1	1	8	
11/20	Saint Peter's *		25	3-7	1-3	2-2	0-1	1	1	1	0	1	9	11/21	vs. St. Joseph's \$		26	0-5	0-2	0-0	0-1	4	4	0	0	0	2	0
11/24	Mercer *		30	6-10	4-8	0-0	0-1	1	5	2	0	1	13	11/26	Loyola (Chi.)		35	2-7	0-3	0-1	0-4	3	2	1	2	3	4	
11/27	@Wisconsin *		31	9-17	3-9	0-0	1-3	3	5	4	0	1	21	11/29	@Illinois		25	3-5	2-3	1-1	0-1	5	1	3	1	1	9	
12/1	Vanderbilt \$	*	26	7-10	1-2	4-6	3-6	3	7	2	0	0	19	12/3	Boston Univ.		25	1-4	1-2	2-4	1-4	1	5	2	1	1	5	
12/5	WCU *		17	3-5	1-3	1-2	0-0	2	4	1	0	1	8	12/10	Tennessee St.		22	0-3	0-2	2-2	1-1	1	0	2	0	0	2	
12/15	Penn State #		22	5-7	1-3	2-2	1-5	1	5	3	0	1	13	12/15	App. State		13	1-3	0-1	0-0	0-0	1	3	0	0	0	2	
12/19	Auburn *		33	9-15	5-8	4-9	1-4	1	4	1	0	3	27	12/18	Fairfield		12	1-1	0-0	1-2	1-2	1	1	1	0	1	3	
12/22	USC Upstate *		12	1-3	0-1	2-2	0-0	2	3	2	0	0	4	12/22	McNeese St.		18	1-7	0-1	0-0	0-0	2	5	1	0	0	2	
12/28	Loyola Md. *		14	0-2	0-0	0-0	0-1	0	4	2	0	0	0	12/31	@Miami		12	1-2	1-2	0-0	0-0	3	0	0	0	0	3	
1/3	@Miami		23	6-8	4-6	4-4	0-4	2	5	4	0	0	20	1/4	Va. Tech		9	2-3	0-1	0-0	0-0	2	1	0	0	1	4	
1/8	UNC *		25	4-12	1-7	2-3	0-0	3	4	5	0	4	11	1/7	@UNC		19	2-6	1-4	0-0	0-1	1	0	2	0	2	5	
1/12	Pitt *		9	0-1	0-1	0-1	0-1	0	3	0	0	1	0	1/11	@Boston Coll.		26	2-6	0-2	1-2	0-3	3	4	1	0	0	5	
1/26	Clemson		23	6-10	3-6	1-1	0-0	3	2	3	0	0	16	1/15	Ga. Tech		15	1-2	0-1	2-2	1-1	4	1	1	0	1	4	
1/29	Virginia *		31	3-11	2-9	6-7	1-6	1	2	3	0	3	14	1/17	Pittsburgh		33	4-9	0-1	0-0	3-3	2	7	2	0	1	8	
2/2	Va. Tech *		23	0-5	0-5	2-2	0-3	2	2	4	1	1	2	1/21	Wake Forest		24	2-6	0-3	1-2	0-3	2	2	2	0	2	5	
2/5	@UNC *		18	2-5	0-2	2-3	0-1	4	4	3	1	1	6	1/23	@Duke		21	1-4	0-0	0-0	1-1	1	0	1	0	1	2	
2/9	@Pitt *		34	3-8	3-6	1-2	0-1	2	8	2	0	2	10	1/29	@Louisville		21	0-1	0-1	2-2	0-1	2	2	1	0	0	2	
2/13	Syracuse *		32	2-4	1-3	0-2	0-3	2	5	5	0	1	5	2/1	Syracuse		19	0-2	0-2	0-0	2-2	5	4	1	0	1	0	
2/16	@Duke *		38	6-15	1-4	3-3	1-2	4	10	3	0	1	16	2/4	Miami		2	0-0	0-0	0-0	0-0	0	0	0	0	0	0	
2/20	Boston Coll. *		31	2-5	1-3	0-0	0-3	1	4	2	0	1	5	2/8	@Florida St.		11	0-0	0-0	0-0	0-1	1	0	1	1	0	0	
2/24	Wake Forest *		30	9-13	6-9	1-2	1-6	1	3	0	0	1	25	2/11	@Wake Forest		9	0-3	0-1	0-0	1-2	1	0	1	0	0	0	
3/2	@Florida St. *		29	5-12	3-7	1-2	0-3	4	2	3	0	1	14	2/15	UNC		9	1-1	1-1	0-0	0-0	1	0	2	0	0	3	
3/6	Ga. Tech *		36	5-13	4-10	3-3	2-5	4	5	1	0	0	17	2/18	Notre Dame		35	6-9	0-2	0-0	0-3	2	5	1	0	1	12	
3/9	@Boston Coll. *		28	3-12	0-3	0-0	2-6	2	6	3	1	2	6	2/21	@Ga. Tech *		37	1-5	1-3	2-2	2-4	1	3	1	0	0	5	
3/13	vs. Clemson %	*	34	8-17	4-9	3-3	1-2	2	4	2	0	1	23	2/25	Virginia *		34	4-8	2-2	1-2	1-3	1	4	2	1	3	11	
3/14	vs. Virginia %	*	35	4-9	2-5	3-4	2-4	1	1	2	0	1	13	3/1	@Clemson *		9	0-0	0-0	0-0	0-2	1	1	0	1	0	0	
3/19	Hofstra ^	*	26	9-16	3-7	5-6	2-6	4	5	3	0	0	26															
3/24	Harvard ^	*	25	4-12	2-6	3-4	1-2	3	5	0	1	2	13															
3/27	Lipscomb ^	*	22	6-10	4-4	3-4	2-2	2	5	1	1	2	19															

\$ - Paradise Jam, (St. Thomas, Virgin Islands)

% - ACC Tournament (Charlotte, N.C.); \$ - HoopHall Miami Invitational, (Miami, Fla.); # - Boardwalk Classic (Atlantic City, N.J.); ^ - NIT (Reynolds Coliseum)

Johnson 2017-18 Game-By-Game Stats														
Date	OPP	S	MIN	FG	3FG	FT	Off-Tot	PF	A	TO	BS	ST	PTS	
11/10	VMI	*	26	5-9	1-2	3-3	0-1	4	9	2	0	4	14	
11/12	Charleston So.	*	33	4-6	1-3	3-5	0-3	2	9	7	0	4	12	
11/14	Bryant	*	29	4-10	1-3	1-2	1-5	2	11	1	0	0	10	
11/16	Presbyterian	*	33	5-9	0-2	0-1	0-0	1	7	1	0	4	10	
11/22	Arizona \$	*	22	0-2	0-2	1-2	0-2	3	8	2	2	0	1	
11/23	UNI \$	*	21	3-10	2-4	1-1	0-1	2	3	3	0	1	9	
11/24	Tennessee \$	*	27	1-3	1-2	0-0	0-4	5	1	4	0	3	3	
11/29	Penn State	*	16	0-1	0-0	4-9	0-0	0	3	4	0	3	4	
12/2	South Carolina St.	*	27	2-4	1-1	2-2	0-2	0	12	3	0	1	7	
12/9	UMKC	*	36	6-12	2-4	3-3	2-4	1	3	4	0	4	17	
1/14	@Virginia	*	23	0-2	0-2	0-0	0-0	2	5	3	1	2	0	
1/18	Wake Forest	*	27	4-8	2-4	3-7	1-6	4	4	1	1	2	13	
1/21	Miami	*	31	0-4	0-1	0-0	0-3	2	14	6	1	0	0	
1/24	@Pittsburgh	*	31	2-4	1-1	0-0	2-7	2	12	2	0	3	5	
1/27	@UNC	*	39	7-15	2-5	4-4	1-5	1	11	3	0	1	20	
2/3	Notre Dame	*	27	2-4	1-1	0-0	1-6	2	10	3	0	1	5	
2/7	@Va. Tech	*	35	4-7	3-6	4-5	2-5	3	10	3	0	1	15	
2/10	UNC	*	34	5-8	1-1	1-2	1-5	3	9	6	1	1	12	
2/14	@Syracuse	*	30	6-10	2-5	2-3	2-5	5	5	3	0	2	16	
2/17	@Wake Forest*		34	2-6	1-3	5-9	1-2	1	10	2	0	0	10	
2/20	Boston Coll.	*	33	0-1	0-0	1-2	0-5	1	8	7	0	1	1	
2/25	Florida St.	*	32	4-12	3-4	1-2	1-4	4	6	4	0	1	12	
3/1	@Ga. Tech	*	18	2-5	0-1	0-0	0-1	3	5	5	0	1	4	
3/3	Louisville	*	27	3-8	0-3	3-5	0-3	2	5	1	0	2	9	
3/7	vs. Boston Coll. %	*	35	5-7	0-0	0-1	0-5	3	6	3	0	1	10	
3/15	vs. Seton Hall !	*	30	5-9	2-6	0-1	0-4	5	4	1	0	1	12	

% - ACC Tournament (Brooklyn, N.Y.); \$ - Battle 4 Atlantis, (Paradise Island, Bahamas); ! - NCAA Tournament (Wichita, Kan.)



#13 C.J. BRYCE

GUARD / 6'5" / 210 LBS. / SENIOR
 CHARLOTTE, N.C.
 NORTH MECKLENBURG HS (UNC WILMINGTON)

2018-19 – Junior Season:

Appeared in 36 games, making 35 starts ... Averaged 11.6 points and 4.6 rebounds per game ... Led team with 40 steals and ranked third on team with 63 assists ... Scored in double figures 21 times ... Led team in scoring five times, rebounding five times, assists four times and steals nine times ... Made NC State debut on Nov. 6 against Mount St. Mary's, finishing with 16 points on 8-of-13 shooting and added seven rebounds and four steals ... Had 13 points, seven rebounds and four steals in win over UNC Asheville on Nov. 13 ... Scored 18 points and had seven rebounds at Wisconsin on Nov. 27 ... Led team with season-best 23 points on 9-of-14 shooting, including 5-of-5 from three-point range, in win at Notre Dame on Jan. 19 ... Had 15 points and nine rebounds at Louisville on Jan. 24 ... Led team with 21 points, hitting 4-of-5 three-pointers, in win at Pitt on Feb. 9 ... Had lone double-double of the season with 18 points and a career-high tying 11 rebounds in win over Hofstra on March 19 ... Led team with 16 points and added 7 rebounds in win over Harvard on March 24.

2017-18 – Redshirt Season:

Sat out season to satisfy NCAA transfer requirements

2016-17 – Sophomore Season (at UNC-Wilmington):

First-Team All-CAA selection ... Leading scorer (17.4 ppg.) for a 29-6 team ... Started all 35 games ... Named CAA Tournament MVP after averaging 19.0 points in three games ... Scored career-high 28 points vs. Towson ... Had a double-double with 13 points and 10 rebounds at College of Charleston ... Double-double with 16 points and 10 rebounds vs. Hofstra ... Scored 27 points on 10-of-14 shooting at Delaware ... Matched career-high with seven assists at Drexel ... Posted first career double-double with 19 points and career-high tying 11 rebounds vs. Elon ... Played career-high 40

minutes at Clemson, scoring 18 points.

2015-16 – Freshman Season (at UNC-Wilmington):

CAA All-Rookie Team ... Led UNCW rookies with 10.1 points per game and 4.2 rebounds per game ... Ranked third among CAA freshmen in scoring and rebounding ... Named CAA Rookie of the Week four times ... Had 16 points on 6-of-8 shooting in NCAA Tournament game vs. Duke ... Had season-high 24 points, scoring 19 in second half, at Hofstra ... Pulled down career-high 11 rebounds at James Madison ... Scored 13 points, grabbed four rebounds and had three assists in collegiate debut.

High School:

Played two seasons for Duane Lewis at North Mecklenburg High School ... Team captain and MVP of senior season ... Averaged 24.0 points and 7.0 rebounds in senior season for Vikings ... Named All-State, All-District, All-Lake Norman and All-Charlotte Observer ... Voted Mecklenburg County Player of the Year ... Selected to Carolinas Classic All-Star team ... Collected Holden Classic and Arby's Classic MVP honors.

Personal:

Full Name is Clarence Leland Bryce ... Son of Clarence Bryce and Shannon Hilton.

BRYCE'S SINGLE-GAME BESTS

POINTS

Career28, vs. Towson (2/23/17)
 Conference.....28, vs. Towson (2/23/17)

REBOUNDS

Career 11 (3x), last vs. Hofstra (3/19/19)
 Conference..... 11 (2x), last vs. Elon (1/2/17)

FG MADE

Career11, vs. Towson (2/23/17)
 Conference.....11, vs. Towson (2/23/17)

FG ATTEMPTED

Career 20 (2x), last vs. Hofstra (3/19/19)
 Conference..... 20, at Elon (2/11/17)

3FG MADE

Career 5, at Notre Dame (1/19/19)
 Conference..... 5, at Notre Dame (1/19/19)

3FG ATTEMPTED

Career 8, at William & Mary (1/28/17)
 Conference..... 8, at William & Mary (1/28/17)

FT MADE

Career 10, vs Pfeiffer (12/3/16)
 Conference..... 9, vs. William & Mary (1/16/16)

FT ATTEMPTED

Career 12, vs. William & Mary (1/16/16)
 Conference..... 12, vs. William & Mary (1/16/16)

ASSISTS

Career 7 (2x), last at Drexel (1/5/17)
 Conference..... 7, at Drexel (1/5/17)

STEALS

Career 4 (2x), last vs. UNC Asheville (11/13/18)
 Conference..... 3 (2x), last at Hofstra (2/4/16)

BLOCKS

Career 3 (2x), last vs. Loyola Maryland (12/18/18)
 Conference..... 2, vs. Syracuse (2/13/19)

MINUTES

Career 40, at Clemson (12/28/16)
 Conference..... 38 (5x), last vs. Northeastern (2/25/17)

BRYCE'S CAREER STATS

Year	GP-GS	Min	Avg	FG-FGA	Pct	3FG-FGA	Pct	FT-FTA	Pct	Off-Def	Tot-Avg	PF-FO	A	TO	Blk	Stl	Pts	Avg
2015-16 (at UNC Wilmington)	32-30	733	22.9	118-223	.529	13-30	.433	68-107	.636	37-92	129-4.0	86-1	23	54	2	31	317	9.9
2016-17 (at UNC Wilmington)	35-35	1199	34.3	231-477	.484	42-127	.331	104-153	.680	60-129	189-5.4	80-2	104	66	7	33	608	17.4
2018-19 (at NC State)	36-35	979	27.2	155-331	.468	38-110	.345	68-90	.756	57-110	167-4.6	62-1	63	53	15	40	416	11.6
TOTALS	103-100	2911	28.3	504-1031	.489	93-267	.348	240-350	.686	154-331	485-4.7	228-4	190	173	24	10	1341	13.0

Bryce vs. the ACC (regular season only)

Year	GP-GS	Min	Avg	FG-FGA	Pct	3FG-FGA	Pct	FT-FTA	Pct	Off-Def	Tot-Avg	PF-FO	A	TO	Blk	Stl	Pts	Avg
2018-19	18-18	518	28.8	80-185	.432	26-71	.366	30-38	.789	24-52	76-4.2	33-1	36	30	6	17	216	12.0



BRYCE'S GAME-BY-GAME STATS

Bryce 2017-18 Game-by-Game Stats (at NC State)

Date	OPP	S	MIN	FG	3FG	FT	Off-Tot	PF	A	TO	BS	ST	PTS
11/6	Mt. St. Mary's *	27	8-13	0-1	0-0	3-7	4 1	1	1	0	4	16	
11/10	MD. ES *	22	2-5	0-1	4-4	1-6	2 1	1	1	0	1	8	
11/13	UNC Asheville *	26	4-8	1-2	4-7	3-7	2 4	2	0	4	13		
11/17	Maine *	26	4-7	2-2	4-5	4-8	0 4	2	0	0	14		
11/20	Saint Peter's *	28	2-5	1-2	4-5	1-4	2 3	0	2	0	9		
11/24	Mercer *	34	7-12	1-5	2-4	3-4	2 0	0	0	2	17		
11/27	@Wisconsin *	26	6-11	1-2	5-6	3-7	2 0	0	1	1	18		
12/1	Vanderbilt \$	24	4-11	1-3	0-0	1-6	1 2	2	0	0	9		
12/5	WCU *	24	3-7	1-2	0-0	0-3	0 0	2	2	0	7		
12/15	Penn State #	30	4-4	1-1	4-6	1-4	0 0	3	0	2	13		
12/19	Auburn *	12	0-2	0-2	1-2	0-0	2 1	1	0	2	1		
12/22	USC Upstate *	14	3-4	1-1	2-2	0-1	0 0	1	0	2	9		
12/28	Loyola Md. *	26	6-8	1-2	0-0	2-6	1 4	1	3	3	13		
1/3	@Miami *	25	4-10	0-3	2-2	3-9	3 2	1	0	0	10		
1/8	UNC *	33	4-10	1-4	4-6	1-3	1 4	1	1	3	13		
1/12	Pitt *	22	2-6	0-2	5-6	2-5	2 0	1	0	1	9		
1/15	@Wake Forest *	36	7-17	2-6	1-2	2-4	1 3	1	0	1	17		
1/19	@Notre Dame *	34	9-14	5-5	0-0	1-5	3 3	1	0	2	23		
1/24	@Louisville *	33	6-12	3-6	0-0	0-9	5 2	4	0	2	15		
1/26	Clemson *	33	5-8	3-3	2-2	0-7	0 2	2	0	0	15		
1/29	Virginia *	24	3-7	0-3	1-2	1-1	3 1	0	0	0	7		
2/2	Va. Tech *	33	3-13	0-6	1-2	0-4	1 0	0	0	1	7		
2/5	@UNC *	29	6-12	1-2	2-3	0-1	1 3	3	1	1	15		
2/9	@Pitt *	31	6-11	4-5	5-6	4-7	3 2	2	1	1	21		
2/13	Syracuse *	18	2-6	0-3	0-0	0-1	2 2	2	2	0	4		
2/16	@Duke *	25	5-10	2-2	1-1	2-5	1 3	2	0	0	13		
2/20	Boston Coll. *	34	6-11	1-4	4-4	2-4	2 2	0	0	2	17		
2/24	Wake Forest *	26	2-9	1-5	2-2	2-4	1 1	1	1	0	7		
3/2	@Florida St. *	34	3-10	1-3	0-0	0-1	4 2	5	0	2	7		
3/6	Ga. Tech *	18	1-8	0-4	0-0	2-2	0 1	1	0	1	2		
3/9	@Boston Coll. *	30	6-11	2-5	0-0	1-3	0 3	3	0	0	14		
3/13	Clemson %	27	1-4	0-0	0-0	0-3	1 1	1	1	0	2		
3/14	Virginia %	19	2-3	0-1	3-5	1-2	3 2	3	0	0	7		
3/19	Hofstra ^	35	8-20	1-6	1-1	8-11	3 2	2	0	0	18		
3/24	Harvard ^	33	6-12	0-3	4-5	1-7	2 0	0	0	1	16		
3/27	Lipscomb ^	28	5-10	0-3	0-0	1-5	2 2	1	0	1	10		

% - ACC Tournament (Charlotte, N.C.); \$ - HoopHall Miami Invitational, (Miami, Fla.);
- Boardwalk Classic (Atlantic City, N.J.); ^ - NIT (Reynolds Coliseum)

Bryce 2016-17 Game-by-Game Stats (at UNC Wilmington)

Date	OPP	S	MIN	FG	3FG	FT	Off-Tot	PF	A	TO	BS	ST	PTS
11/11	Claflin *	34	10-19	1-5	2-2	4-7	4 5	2	0	3	23		
11/14	@EKU *	34	10-17	1-4	0-3	3-7	4 1	1	0	2	21		
11/20	ETSU *	39	4-9	1-5	4-4	0-3	1 1	0	0	0	13		
11/25	vs. MTSUS *	29	3-9	0-4	0-0	1-5	2 4	3	0	0	6		
11/26	vs. Evansville\$ *	38	6-11	1-2	2-2	4-7	2 1	2	1	1	15		
11/27	vs. Toledo\$ *	28	7-9	0-0	0-0	1-1	3 1	1	0	1	14		
11/30	@W. Michigan *	27	7-14	1-3	3-5	5-8	2 1	5	0	2	18		
12/3	Pfeiffer *	32	7-12	1-3	10-11	0-3	4 7	1	3	0	25		
12/10	@St. Bonaventure *	36	6-17	2-5	3-5	2-2	1 3	1	0	2	17		
12/14	@Campbell *	35	8-14	2-3	8-11	2-2	2 4	0	0	2	26		
12/17	Radford *	30	6-11	0-3	2-3	0-1	1 3	2	0	2	14		
12/20	East Carolina *	39	9-18	1-6	6-10	1-8	3 3	1	0	2	25		
12/28	@Clemson *	40	7-19	3-7	1-2	2-4	1 0	2	1	0	18		
12/31	@Towson *	31	4-10	1-3	2-4	5-8	5 5	4	0	2	11		
1/2	Elon *	34	8-18	1-6	2-2	5-11	2 1	1	0	1	19		
1/5	@Drexel *	28	4-10	0-1	3-5	1-7	5 7	2	0	2	11		
1/7	@Delaware *	38	10-14	3-6	4-5	2-6	1 4	2	0	1	27		
1/12	William & Mary *	34	6-12	1-4	5-5	1-5	1 6	2	1	1	18		
1/14	Hofstra *	36	4-14	2-5	6-6	3-10	1 4	2	0	0	16		
1/19	@Col. of Charleston *	38	5-14	0-4	3-5	2-10	2 3	4	0	0	13		
1/21	Drexel *	26	4-11	1-2	1-2	0-2	3 1	1	0	0	10		
1/26	@James Madison *	34	4-10	2-7	1-3	2-3	3 4	3	0	0	11		
1/28	@William & Mary *	37	6-19	1-8	2-2	3-7	3 4	4	0	0	15		
2/2	Col. of Charleston *	38	8-10	1-2	4-6	1-3	2 5	0	0	2	21		
2/4	Delaware *	31	2-4	0-0	2-3	0-3	1 4	2	0	0	6		
2/9	James Madison *	31	8-13	1-3	2-2	1-7	1 2	2	1	0	19		
2/11	@Elon *	32	9-20	1-2	0-0	2-6	3 1	1	0	1	19		
2/16	@Northeastern *	38	5-15	2-4	6-8	0-9	2 2	2	0	0	18		
2/18	@Hofstra *	35	8-15	1-1	6-8	2-7	4 1	2	0	0	23		
2/23	Towson *	36	11-16	2-3	4-5	1-6	3 3	2	0	1	28		
2/25	Northeastern *	38	10-18	3-3	0-0	1-5	1 3	4	0	0	23		
3/4	vs. Delaware% *	34	7-16	1-3	2-7	1-4	1 2	3	0	1	17		
3/5	vs. William & Mary% *	34	7-13	1-4	1-2	0-4	2 2	1	0	3	16		
3/6	vs. Col. of Charleston% *	38	9-15	3-4	3-8	1-5	2 5	1	0	1	24		
3/16	vs. Virginia! *	37	2-11	0-2	4-7	1-3	2 1	0	0	0	8		

\$ - Challenge in Music City, Nashville, Tenn.; % - CAA Championship, North Charleston, S.C.;
! - NCAA Tournament, Second Round - Orlando, Fla.

Bryce 2015-16 Game-by-Game Stats (at UNC Wilmington)

Date	OPP	S	MIN	FG	3FG	FT	Off-Tot	PF	A	TO	BS	ST	PTS
11/13	Milligan *	25	4-11	1-3	4-6	1-4	2 3	2	0	4	13		
11/16	EKU *	11	0-3	0-1	0-0	1-2	3 0	1	0	0	0		
11/21	W. Michigan *	15	1-4	0-2	1-1	2-3	1 0	1	0	0	3		
11/28	@ETSU *	21	6-7	1-1	1-2	3-6	1 3	1	0	3	14		
12/2	Coker *	20	4-5	0-0	2-4	1-3	4 1	3	0	0	10		
12/12	@Georgetown *	15	1-2	0-0	1-1	0-2	4 1	1	0	0	3		
12/16	@ECU *	14	1-2	0-1	0-0	1-1	3 0	1	0	0	2		
12/19	@Radford *	25	5-12	1-2	3-3	1-5	1 0	2	0	2	14		
12/22	vs. Utah Valley\$ *	22	6-10	0-1	5-6	4-7	4 0	0	0	1	17		
12/23	vs. UMKCS *	22	4-7	1-2	3-3	1-7	3 4	1	0	1	12		
12/28	Campbell *	37	9-17	4-5	2-4	3-6	3 0	0	0	1	24		
12/31	Drexel *	29	5-11	0-3	4-4	0-1	2 0	2	0	3	14		
1/2	Northeastern *	27	2-5	1-2	0-0	2-3	3 0	1	1	0	5		
1/7	@Towson *	20	4-8	0-2	2-3	1-1	2 1	1	0	1	10		
1/9	@Delaware *	18	4-8	1-1	0-1	0-2	3 1	2	0	1	9		
1/14	@Elon *	26	2-6	0-1	3-6	2-8	3 0	2	1	0	7		
1/16	William & Mary *	27	5-6	1-1	9-12	1-2	2 0	2	0	2	20		
1/21	Delaware *	24	6-10	1-1	3-8	3-7	3 1	1	0	0	16		
1/24	@Drexel *	26	8-12	0-0	1-3	2-7	3 0	1	0	2	17		
1/28	@James Madison *	36	2-6	0-0	5-8	1-11	4 1	5	0	2	9		
1/30	Col. of Charleston *	31	3-5	0-0	4-5	0-1	2 1	3	0	1	10		
2/4	@Hofstra *	35	11-17	0-0	2-3	2-5	2 0	1	0	3	24		
2/6	@Northeastern *	31	6-9	1-1	2-3	2-2	3 2	4	0	1	15		
2/11	Elon *	29	5-11	0-0	0-2	1-5	5 0	1	0	0	10		
2/13	James Madison *	25	1-3	0-0	3-6	1-4	1 1	2	0	0	5		
2/16	@William & Mary *	7	0-2	0-0	0-0	1-3	3 1	2	0	0	0		
2/20	@Col. of Charleston *	15	1-1	0-0	0-0	0-2	3 0	3	0	0	2		
2/25	Hofstra *	23	3-5	0-0	0-2	0-3	3 1	0	0	2	6		
2/27	Towson *	8	1-4	0-0	0-0	0-2	2 0	3	0	0	2		
3/5	vs. Col. of Charleston% *	30	3-5	0-0	3-4	0-8	2 0	3	0	0	9		
3/6	vs. Northeastern% *	19	3-5	0-0	1-2	0-3	3 1	2	0	0	7		
3/7	vs. Hofstra% *	20	2-4	0-0	4-5	0-3	3 0	0	0	1	8		
3/17	vs. Duke! *	32	6-8	0-0	4-7	4-8	2 2	2	0	0	16		

\$ - Billy Minardi Classic, Louisville, Ky.; % - CAA Championship, Baltimore, Md.;
! - NCAA Tournament, Second Round - Providence, R.I.



#31 PAT ANDREE

FORWARD / 6'8" / 220 LBS. / GRADUATE
COLTS NECK, N.J.
CHRISTIAN BROTHERS ACADEMY (LEHIGH)

2018-19 – Junior Season (at Lehigh):

Averaged 12.9 points and a team-leading 6.2 rebounds ... Played in 29 games, starting 28 ... Shot 45.2 percent from the field (128-of-283) and 41.9 percent from three-point range (70-of-167) ... Finished eighth in the Patriot League in three-point percentage and fifth in three-pointers made ... Was also tied for 18th in the league in scoring and alone in seventh in rebounding ... Had double-figure points in 22-of-29 games, including a stretch of 14 straight from late November into January ... Eclipsed 20 points on three occasions, including 30 points once ... Recorded two double-doubles ... Named to the Academic All-Patriot League team for second straight season ... Posted a career-high 16 rebounds at Boston University (2/16) ... Strong effort vs. Navy (2/9), scoring a game-high 22 points on 7-of-12 shooting, including 5-of-7 from three. Added seven points and three assists ... Posted 16 points and career-high 6 assists at Navy (1/23) ... Sensational vs. Lafayette (1/2), scoring 23 points and grabbing 13 rebounds for his sixth-career double-double ... Scored 18 points at West Virginia (12/30), 15 coming in the first half ... Posted fifth-career double-double with 16 points and 10 rebounds in home opener vs. Marist (11/13) ... Stellar in season opener at Monmouth (11/6), scored career-high 31 points on 9-of-15 shooting, including 6-of-10 from three-point range. Added eight rebounds ... Named to the Patriot League Academic Honor Roll.

2017-18 – Sophomore Season (at Lehigh):

Finished third on the team (and 17th in the Patriot League) in scoring (12.6 points per game) ... Was second on the team and tied for eighth in the league in rebounding average (5.8) ... Shot 42.9 percent from three-point range (79-of-184), including 48.7 percent in Patriot League play (55-of-113) ... Overall percentage was fourth in the league and 23rd in the nation while league-only percentage was first ... Played in all 30 games, starting 29 ... Reached double-figure points in 21 games, scoring 20+ points three times ... Named to the Academic All-Patriot League team ... Recorded fourth-career double-double, scoring 15 points and adding 10 rebounds at Loyola (2/21) ... Scored 23 points on 7-of-11 shooting, including 4-of-8 from three-point range vs. Army West Point (2/17) ... Posted third-career double-double with 13 points and 10 rebounds at Colgate (2/14) ... In OT win vs. Bucknell (2/5), tied a season-high 24 points on 7-of-10 shooting, including 5-of-6 from three-point range.

Added nine rebounds and a steal ... Posted a season-high 24 points vs. Colgate (1/17), shooting 7-of-12 from the field including 4-of-6 from three-point range ... Posted second-career double-double with 11 points and 11 rebounds in Patriot League opener at Lafayette (12/29) ... Named to Patriot League Academic Honor Roll.

2016-17 – Freshman Season (at Lehigh):

Played in 27 games, with six starts ... Averaged 6.5 points and 3.9 rebounds per game ... Shot 40.3 percent from the field (64-of-159), including 38.5 percent from three-point range (40-of-104) ... Finished third on the team in made three-pointers ... Strong effort off the bench in win over Navy (2/15), scoring 12 points on 4-of-7 shooting, including 3-of-5 from three-point range ... Posted 13 points, seven rebounds, two assists and a block against Lafayette (1/21) ... Scored 10 points on 4-of-7 shooting at Navy (1/18) ... Impressive all-around effort at Bucknell (1/11), posting 16 points, eight rebounds, three assists and two blocks ... Posted first-career double-double against Cabrini (12/22), scoring 14 points while grabbing 15 rebounds ... Memorable game in rout of Saint Francis (Pa.) (12/12), scoring a career-high 30 points on a sizzling 10-of-12 three-point shooting. Ten made threes tied a school record and stood just one from tying Patriot League mark. Hit first eight three-point attempts of the evening, finishing just three tie of tying the all-time NCAA record for consecutive made threes in a game. Also became the first Lehigh freshman to score 30 points since C.J. McCollum in February of 2011 ... Named to Patriot League Academic Honor Roll.

High School:

All-time leading scorer in the history of Christian Brothers Academy ... Scored 1,987 points over his four years as a starter, breaking a school record that stood for more than 40 years ... As a senior, averaged 25.2 points per game, 10.4 rebounds and 3.4 assists while shooting 58 percent from the floor, including 45 percent from the three-point line ... Led team to its third consecutive Shore Conference Finals ... Selected to the Tri-State (N.J./N.Y./Conn.) All-Metro team by MSG Varsity ... Named first team All-State in New Jersey by MSG Varsity and the Newark Star Ledger ... Honored as the Shore Conference Player of the Year by the Shore Conference coaches, the Asbury Park Press, the Newark Star Ledger and multiple other news outlets ... As a junior, led team to the NJISSA Non-Public State Championship (South) and earned a third team All-State selection ... Was named third team All-Shore and first team All-Division as a freshman ... Played AAU for the NJ Playaz and the Jersey Shore Warriors and was rated a consensus three-star recruit by ESPN.

Personal:

Is the fourth of six children ... Father Tim played at the University of Notre Dame and was a teammate of Tim Kempton's father during the Digger Phelps era.

ANDREE'S SINGLE-GAME BESTS

POINTS

Career 31, at Monmouth (11/6/18)
Conference.....24 (2x), last vs. Bucknell (2/5/18)

REBOUNDS

Career 16, at Boston University (2/16/19)
Conference..... 16, at Boston University (2/16/19)

FG MADE

Career10, vs. Saint Francis (Pa.) (12/12/16)
Conference.....10, vs. Saint Francis (Pa.) (12/12/16)

FG ATTEMPTED

Career 16, at West Virginia (12/30/18)
Conference..... 13, at Loyola Maryland (2/21/18)

3FG MADE

Career10, vs. Saint Francis (Pa.) 12/12/16)
Conference..... 10, vs. Saint Francis (Pa.) 12/12/16)

3FG ATTEMPTED

Career12, vs. Saint Francis (Pa.) 12/12/16)
Conference..... 12, vs. Saint Francis (Pa.) 12/12/16)

FT MADE

Career 7, at Monmouth (11/6/18)
Conference.....6 (2x), last vs. Lafayette (1/2/19)

FT ATTEMPTED

Career 10, at Monmouth (11/6/18)
Conference..... 6 (5x), last vs. Army (2/20/19)

ASSISTS

Career6, at Navy (1/23/19)
Conference.....6, at Navy (1/23/19)

STEALS

Career 2 (7x), last at Bucknell (3/10/19)
Conference..... 2 (5x), last at Bucknell (3/10/19)

BLOCKS

Career2 (2x), last vs. American (1/14/18)
Conference..... 2 (2x), last vs. American (1/14/18)

MINUTES

Career43, vs. Bucknell (2/5/18)
Conference.....43, vs. Bucknell (2/5/18)

ANDREE'S CAREER STATS

Year	GP-GS	Min	Avg	FG-FGA	Pct	3FG-FGA	Pct	FT-FTA	Pct	Off-Def	Tot-Avg	PF-FO	A	TO	Blk	Stl	Pts	Avg
2016-17 (at Lehigh)	27-6	529	19.6	64-159	.403	40-104	.385	8-15	.533	16-88	104-3.9	43-1	17	28	9	7	176	6.5
2017-18 (at Lehigh)	30-29	840	28.0	126-275	.458	79-184	.429	46-54	.852	27-148	175-5.8	69-1	22	29	12	16	377	12.6
2018-19 (at Lehigh)	29-28	845	29.2	128-283	.452	70-167	.419	49-67	.731	21-160	181-6.2	52-0	48	27	5	14	375	12.9
TOTALS	86-63	2214	25.7	318-717	.444	189-455	.415	103-136	.757	64-396	460-5.3	164-2	87	84	26	37	928	10.8



ANDREE'S GAME-BY-GAME STATS

Andree 2018-19 Game-by-Game Stats (at Lehigh)

Date	OPP	S	MIN	FG	3FG	FT	Off-Tot	PF	A	TO	BS	ST	PTS
11/6	@Monmouth *	30	9-15	6-10	7-10	2-8	1 2	1	0	2	31		
11/9	@Miami *	29	3-10	2-5	2-3	0-7	2 1	1	0	0	10		
11/13	Marist *	33	6-9	3-4	1-1	2-10	3 1	0	0	0	16		
11/16	Princeton *	33	4-11	2-5	2-2	1-8	0 1	1	0	1	12		
11/21	@Siena *	21	3-6	2-5	0-0	0-4	3 1	0	0	0	8		
11/24	@Kansas St. *	31	4-10	4-7	0-0	1-4	3 0	0	0	0	12		
12/1	Arkansas St. *	25	6-11	2-5	0-0	0-2	0 3	0	0	1	14		
12/5	@Yale *	28	6-14	4-10	0-0	1-4	2 1	1	0	0	16		
12/8	@Mt. St. Mary's *	28	4-10	2-5	3-4	3-7	4 1	0	0	0	13		
12/22	SFU *	30	5-6	3-4	2-2	0-3	0 0	1	0	0	15		
12/30	@West Va. *	29	7-16	4-9	0-0	0-4	1 1	2	0	0	18		
1/2	Lafayette *	36	7-8	3-3	6-6	0-13	3 1	2	0	0	23		
1/6	Loyola Md. *	31	4-10	1-4	4-6	1-7	1 3	1	0	1	13		
1/9	@Holy Cross *	35	4-10	1-5	2-3	2-7	3 1	1	0	0	11		
1/12	@Colgate *	29	5-10	4-7	0-0	0-4	0 3	1	1	1	14		
1/16	American *	28	5-11	2-6	2-2	0-3	1 1	0	0	1	14		
1/19	Bucknell *	28	5-10	3-5	1-2	0-5	3 2	0	0	0	14		
1/23	@Navy *	26	5-11	2-7	4-5	0-0	2 6	1	0	1	16		
1/26	Boston Univ. *	33	3-7	2-5	2-2	1-8	3 0	1	0	0	10		
1/30	@Lafayette *	36	1-8	1-6	2-2	0-6	0 2	1	1	0	5		
2/2	@Army *	24	2-9	0-5	0-0	0-5	0 2	2	0	2	4		
2/4	Colgate *	21	3-7	1-3	0-2	2-9	2 0	1	0	0	7		
2/9	Navy *	25	7-12	5-7	3-5	1-7	2 3	1	0	0	22		
2/11	@Bucknell *	29	4-12	2-6	2-2	1-6	3 2	1	0	0	12		
2/16	@Boston Univ. *	27	4-9	1-4	0-2	2-16	0 1	2	1	0	9		
2/20	Army *	34	4-9	3-8	4-6	0-7	2 3	1	1	1	15		
2/24	Holy Cross *	32	5-10	3-7	0-0	1-8	1 5	2	0	0	13		
3/7	Army % *	28	2-7	2-7	0-0	0-5	3 0	0	1	1	6		
3/10	@Bucknell % *	26	1-5	0-3	0-0	0-4	4 1	2	0	2	2		

% - Patriot League Tournament

Andree's 2016-17 Game-by-Game Stats (at Lehigh)

Date	OPP	S	MIN	FG	3FG	FT	Off-Tot	PF	A	TO	BS	ST	PTS
11/11	@Xavier	20	2-4	1-2	0-0	1-2	3 3	1	0	0	5		
11/17	@Yale	27	4-7	3-6	0-0	2-8	1 1	1	0	0	11		
11/20	Princeton	20	2-5	1-2	0-0	0-5	2 0	0	1	0	5		
11/25	@Miss. St.	18	4-12	1-6	2-2	0-3	1 0	0	0	1	11		
11/27	@Arkansas St.	10	0-3	0-2	0-0	0-2	1 1	0	0	0	0		
12/6	@Stony Brook	11	0-2	0-2	0-0	0-3	2 0	2	1	0	0		
12/10	@Mt. St. Mary's	12	3-5	2-3	0-0	1-4	1 1	0	0	0	8		
12/12	SFU	25	10-14	10-12	0-0	1-8	4 0	3	1	1	30		
12/22	Cabrini *	30	5-10	2-4	2-4	3-15	2 0	0	0	0	14		
12/30	@Army	19	2-4	1-3	0-0	0-4	2 0	0	0	1	5		
1/2	@Boston Univ.	29	1-7	0-4	0-2	1-5	1 2	1	0	0	2		
1/5	Loyola Md.	17	2-6	0-3	0-0	0-2	3 0	2	0	1	4		
1/8	American	7	0-0	0-0	0-0	0-2	1 0	0	0	0	0		
1/11	@Bucknell	34	6-12	3-6	1-1	2-8	1 3	2	2	0	16		
1/14	Holy Cross *	31	3-7	2-3	1-2	1-4	1 2	0	0	0	9		
1/18	@Navy *	24	4-7	2-5	0-0	0-4	5 0	2	0	0	10		
1/21	Lafayette *	31	5-10	2-6	1-2	2-7	1 2	3	1	0	13		
1/25	@Colgate *	24	1-6	1-3	0-0	0-1	1 0	3	1	2	3		
1/30	Boston Univ. *	8	0-2	0-1	0-0	0-0	0 0	0	0	0	0		
2/8	Bucknell	13	1-3	1-3	0-0	0-3	1 0	0	0	0	3		
2/12	@Holy Cross	29	2-7	2-6	0-0	1-3	1 0	3	0	1	6		
2/15	Navy	18	4-7	3-5	1-2	0-2	0 1	0	1	0	12		
2/19	@Lafayette	17	1-6	1-5	0-0	0-1	1 0	3	0	0	3		
2/22	Colgate	19	0-4	0-4	0-0	0-4	2 1	1	0	0	0		
2/25	Army	19	1-4	1-4	0-0	0-2	2 0	1	0	0	3		
3/2	Colgate %	4	0-0	0-0	0-0	0-0	1 0	0	0	0	0		
3/5	@Boston Univ. %	13	1-5	1-4	0-0	1-2	2 0	0	1	0	3		

% - Patriot League Tournament

Andree 2017-18 Game-by-Game Stats (at Lehigh)

Date	OPP	S	MIN	FG	3FG	FT	Off-Tot	PF	A	TO	BS	ST	PTS
11/11	@Marist *	32	4-13	3-9	2-2	0-7	1 1	1	1	1	13		
11/14	Monmouth *	31	3-11	2-6	2-3	0-3	1 1	1	0	0	10		
11/17	Siena *	30	5-11	3-5	3-4	3-9	2 1	1	0	0	16		
11/19	Eastern Univ. *	25	4-10	3-8	3-3	0-4	1 0	0	1	1	14		
11/22	@USC *	17	2-7	2-7	0-0	0-0	1 0	2	0	0	6		
11/25	@Pitt *	24	2-10	2-8	0-0	0-4	4 1	1	1	0	6		
11/29	@Princeton *	11	1-3	0-1	0-1	1-1	2 0	0	1	0	2		
12/2	@Virginia *	32	3-9	2-8	0-0	0-8	2 0	1	0	0	8		
12/6	Yale *	23	3-7	3-5	0-0	1-3	3 1	1	0	2	9		
12/9	Mt. St. Mary's	5	0-2	0-2	0-0	1-4	2 0	2	0	0	0		
12/21	@SFU *	28	7-12	1-5	3-3	2-8	1 1	1	1	1	18		
12/29	@Lafayette *	28	4-10	3-6	0-0	2-11	1 1	0	0	0	11		
1/2	@Navy *	24	4-10	4-9	0-0	1-2	3 0	0	0	2	12		
1/5	Holy Cross *	36	6-11	5-9	0-0	1-7	1 2	1	1	0	17		
1/8	@Boston Univ. *	27	7-12	5-9	0-0	0-6	3 0	0	0	0	19		
1/11	@Bucknell *	31	5-10	4-6	0-0	2-6	4 2	3	0	0	14		
1/14	American *	31	6-12	3-5	4-4	1-9	2 1	1	2	0	19		
1/17	Colgate *	33	7-12	4-6	6-6	1-3	1 1	1	0	1	24		
1/20	@Army *	33	3-8	2-6	0-0	2-6	3 1	0	0	1	8		
1/24	Loyola Md. *	32	4-6	3-4	0-0	2-8	3 0	1	1	0	11		
1/27	Navy *	27	3-8	2-7	4-4	0-5	1 0	2	0	1	12		
1/29	@Holy Cross *	30	3-7	2-6	0-0	0-7	3 0	1	0	1	8		
2/3	Boston Univ. *	17	3-6	1-1	3-4	2-3	3 1	1	0	0	10		
2/5	Bucknell *	43	7-10	5-6	5-6	0-9	4 0	2	0	1	24		
2/10	@American *	42	4-9	3-7	2-4	0-7	2 3	1	1	1	13		
2/14	@Colgate *	33	4-6	1-3	4-5	2-10	2 1	1	0	2	13		
2/17	Army *	33	7-11	4-8	5-5	0-6	4 1	1	1	0	23		
2/21	@Loyola Md. *	32	6-13	3-9	0-0	1-10	2 1	0	0	1	15		
2/24	Lafayette *	22	3-9	1-6	0-0	0-4	2 0	0	1	0	7		
3/1	Boston Univ. % *	28	6-10	3-7	0-0	2-5	5 1	2	0	0	15		

% - Patriot League Tournament



#21 DANNY DIXON

FORWARD / 6'10" / 230 LBS. / GRADUATE
 GROSSE POINTE PARK, MICH.
 GROSSE POINTE PARK SOUTH (UMKC)

2018-19 – Junior Season (at UMKC):

Played in all 32 games for UMKC ... Averaged 7.5 points, 3.6 rebounds and .4 assists per game ... Scored a season high 16 points against Utah Valley (2/23), shooting 50% from field goal range and 100% from beyond the arc ... Grabbed a season high 12 rebounds against Eastern Washington University (11/17) ... Shot 45% from field range and 46% from the three-point line.

2017-18 – Redshirt Season:

Sat out season to satisfy NCAA transfer requirements.

2016-17 – Sophomore Season (at George Mason):

Four rebounds, three points vs. Longwood (12/12) ... Four points, two rebounds, two blocks vs. Prairie View A&M (12/22) ... Saw action in six games.

2015-16 – Freshman Season (at George Mason):

Saw action in 25 games...Opened season playing seven minutes against Colgate (11/13) and registered one rebound...Scored first field goal at Mercer (11/16) to finish with two points and three rebounds in 16 minutes... Tallied career-best four points against Wright State (11/28) going 2-for-3 from the field and added three rebounds... Matched season-best four points against Penn (12/5) hitting two free throws...Played career-high 21 minutes against Longwood (12/19) and posted career-high four rebounds and matched career-high four points...Dished out two assists, three points and one rebound in 14 minutes against Dayton (2/6)...Pulled down four rebounds at George Washington (3/1).

Personal: Multi-sport athlete at Grosse Pointe South High School...Averaged 19.0 points per game, 11.0 rebounds per game and 4.0 blocks per game in 2014...Shot 56.0 percent from the field and 72.0 percent at the free throw line...2014 Recreational Debut All-Tournament Team member...Also tabbed 2014 Detroit Free Press All-East First Team and McDonalds All-American nominee...Voted 2014 Most Valuable Player...2013 Best Defensive Player at Grosse Pointe South...Member of National Honor Society...Earned a spot on the All-Conference Academic Team in 2014... Attended the IMG Academy Post Graduate program last season where he averaged 9.0 points per game and 8.0 assists per game...Posted highs of 19 points versus

Montverde Post Grad and 12 rebounds versus Impact Academy ... Son of Jim Dixon and John and Sue Swegles ... Has two siblings: Jimmy and Sally ... Father, Jim Dixon, played collegiate basketball at Northern Illinois University ... Stepfather, John Swegles, swam at Eastern Michigan University.

DIXON'S SINGLE-GAME BESTS

POINTS

Career 16, at Utah Valley (2/23/19)
 Conference..... 16, at Utah Valley (2/23/19)

REBOUNDS

Career 12, at Eastern Washington (11/17/18)
 Conference..... 7, at UTRGV (2/2/19)

FG MADE

Career 7 (2x), last at South Dakota (12/8/18)
 Conference..... 5, at Utah Valley (2/23/19)

FG ATTEMPTED

Career 12 (2x), last at Fort Wayne (12/1/18)
 Conference..... 10, at Utah Valley (2/23/19)

3FG MADE

Career 2, at Utah Valley (2/23/19)
 Conference..... 2, at Utah Valley (2/23/19)

3FG ATTEMPTED

Career 3, at New Mexico State (1/31/19)
 Conference..... 3, at New Mexico State (1/31/19)

FT MADE

Career 5, at Grand Canyon (2/14/19)
 Conference..... 5, at Grand Canyon (2/14/19)

FT ATTEMPTED

Career 6, at UTRGV (2/2/19)
 Conference..... 6, at UTRGV (2/2/19)

ASSISTS

Career 3, at LSU (1/3/18)
 Conference..... 3, at LSU (1/3/18)

STEALS

Career 3, vs. Milwaukee (12/13/18)
 Conference... 1 (4x), last vs. New Mexico State (1/31/19)

BLOCKS

Career 2 (2x), last vs. Avila (11/24/18)
 Conference..... 1 (5x), last vs. UTRGV (3/2/19)

MINUTES

Career 31, vs. Grand Canyon (2/14/19)
 Conference..... 31, vs. Grand Canyon (2/14/19)

DIXON'S CAREER STATS

Year	GP-GS	Min	Avg	FG-FGA	Pct	3FG-FGA	Pct	FT-FTA	Pct	Off-Def	Tot-Avg	PF-FO	A	TO	Blk	Stl	Pts	Avg
2015-16 (at George Mason)	25-0	187	7.5	9-23	.391	0-0	.000	13-20	.650	12-19	31-1.2	26-0	7	9	5	0	31	1.2
2016-17 (at George Mason)	6-0	27	4.5	2-5	.400	0-0	.000	5-7	.714	4-4	8-1.3	3-0	0	3	2	0	9	1.5
2018-19 (at UMKC)	32-16	629	19.7	89-197	.452	7-15	.467	56-78	.718	34-80	114-3.6	74-3	13	36	6	12	241	7.5
TOTALS	63-16	843	13.4	100-225	.444	7-15	.467	74-105	.705	50-103	153-2.4	103-3	20	48	13	12	281	4.5



DIXON'S GAME-BY-GAME STATS

Dixon 2018-19 Game-By-Game Stats (at UMKC)

Date	OPP	S	MIN	FG	3FG	FT	Off-Tot	PF	A	TO	BS	ST	PTS
11/6	@LU Chicago *	18	0-3	0-1	0-0	0-2	1	0	2	0	0	0	0
11/8	@Iowa *	12	1-2	0-0	3-4	1-2	5	0	0	0	1	5	
11/11	@UConn *	22	6-12	0-0	3-4	0-6	3	0	1	0	1	15	
11/16	Morehead St. \$ *	23	4-8	0-0	4-4	1-4	3	0	0	0	0	12	
11/17	@EWU \$ *	25	3-9	0-0	0-1	3-12	1	1	1	0	0	6	
11/21	Drake *	12	0-2	0-0	1-2	0-3	4	0	2	0	1	1	
11/24	Avila *	20	5-6	0-0	4-6	2-10	1	0	3	2	0	14	
11/28	@S Dakota St. *	17	2-6	0-0	0-0	2-4	1	0	0	0	0	4	
12/1	@Fort Wayne	27	7-12	0-0	0-0	2-3	2	0	0	1	0	14	
12/8	@South Dakota	21	7-11	0-0	0-0	4-5	4	0	3	0	0	14	
12/13	Milwaukee	18	5-10	0-2	4-6	4-5	1	1	1	1	3	14	
12/15	McNeese	24	2-5	0-0	2-2	1-5	1	2	1	0	1	6	
12/19	@Central Mich.	26	5-6	0-0	2-4	1-5	3	0	2	0	1	12	
12/22	Elon	18	1-6	0-0	3-3	2-4	4	1	2	0	0	5	
12/27	@Creighton	20	1-3	0-0	0-0	0-0	3	0	1	0	0	2	
1/5	Chicago St.	12	1-2	0-0	0-0	0-1	2	0	0	0	0	2	
1/10	Cal. Baptist	21	3-5	0-0	2-6	0-3	3	0	1	0	0	8	
1/17	@CSU Bakersfield	19	3-4	0-0	1-2	1-1	1	0	1	0	0	7	
1/19	@Grand Canyon	14	1-3	0-0	0-0	2-2	1	1	2	0	0	2	
1/24	Utah Valley	19	3-5	0-0	0-0	0-4	5	1	1	0	1	6	
1/26	Seattle	29	3-7	1-2	3-5	0-0	1	0	1	0	0	10	
1/31	@NM State *	27	1-9	1-3	2-2	1-1	2	0	0	0	0	5	
2/2	@UTRGV *	17	3-6	0-0	4-6	1-7	2	0	0	0	0	10	
2/9	@Cal. Baptist *	21	1-5	0-0	0-0	0-3	1	0	1	0	0	2	
2/14	Grand Canyon *	31	2-6	0-1	5-5	1-4	3	2	0	0	1	9	
2/16	CSU Bakersfield *	16	4-7	0-0	4-4	1-2	3	1	0	1	0	12	
2/21	@Seattle *	19	1-6	0-0	2-2	1-4	1	1	2	0	1	4	
2/23	@Utah Valley	19	5-10	2-2	4-4	0-2	1	1	0	0	0	16	
2/28	NM State *	18	3-6	1-1	0-0	2-3	2	0	2	0	1	7	
3/2	UTRGV	12	2-3	1-1	2-2	1-5	5	0	3	1	0	7	
3/9	@Chicago St.	9	2-6	1-1	0-0	0-1	1	1	1	0	0	5	
3/14	Utah Valley % *	23	2-6	0-1	1-4	0-1	3	0	2	0	0	5	

\$ - 2K Classic Benefiting Wounded Warrior Project (Cheney, Wash.)

% - WAC Tournament (Las Vegas, Nev.)

Dixon 2016-17 Game-By-Game Stats (at George Mason)

Date	OPP	S	MIN	FG	3FG	FT	Off-Tot	PF	A	TO	BS	ST	PTS
11/12	Towson	7	0-0	0-0	0-0	0-1	0	0	0	0	0	0	0
11/21	Houston \$	4	0-0	0-0	2-2	0-0	0	0	0	0	0	0	2
12/7	@Penn State	1	0-0	0-0	0-0	0-0	0	0	0	0	0	0	0
12/12	Longwood	9	1-2	0-0	1-2	3-4	3	0	3	0	0	3	
12/22	Prairie View A&M	5	1-3	0-0	2-3	1-2	0	0	0	2	0	4	
2/14	Richmond	1	0-0	0-0	0-0	0-1	0	0	0	0	0	0	0

\$ - Gulf Coast Showcase (Estero, Fla.)

Dixon 2015-16 Game-By-Game Stats (at George Mason)

Date	OPP	S	MIN	FG	3FG	FT	Off-Tot	PF	A	TO	BS	ST	PTS
11/13	Colgate	7	0-0	0-0	0-0	0-1	2	0	1	0	0	0	0
11/16	@Mercer	16	1-2	0-0	0-0	1-3	3	1	0	1	0	2	
11/19	Ole Miss \$	4	0-0	0-0	0-0	0-1	0	0	1	0	0	0	0
11/20	Oklahoma St. \$	7	0-1	0-0	0-0	0-0	0	0	0	0	0	0	0
11/22	Virginia \$	10	0-0	0-0	1-2	1-2	1	0	0	0	0	1	
11/25	@Manhattan	3	0-0	0-0	2-2	1-2	0	0	2	0	0	2	
11/28	Wright State	11	2-3	0-0	0-1	1-3	2	0	1	1	0	4	
12/2	@Towson	3	0-1	0-0	0-0	0-0	0	0	0	0	0	0	0
12/5	Penn	8	1-1	0-0	2-2	0-1	1	0	0	0	0	4	
12/12	@JMU	13	0-1	0-0	0-0	0-0	3	1	1	0	0	0	0
12/19	Longwood	21	2-2	0-0	0-0	2-4	3	0	0	0	0	4	
12/22	Wagner	6	0-0	0-0	1-2	2-2	0	0	0	0	0	1	
1/2	@VCU	5	0-1	0-0	0-0	0-0	1	0	0	0	0	0	0
1/6	St. Bonaventure	2	0-0	0-0	2-2	0-1	0	0	0	0	0	2	
1/31	GWU	10	1-1	0-0	0-0	1-2	1	1	0	1	0	2	
2/3	@Richmond	2	0-0	0-0	0-0	1-1	1	0	0	0	0	0	0
2/6	Dayton	14	1-2	0-0	1-4	0-1	2	2	0	1	0	3	
2/9	@Rhode Island	4	0-1	0-0	2-2	0-0	0	0	0	0	0	2	
2/13	Davidson	2	0-0	0-0	0-0	0-0	0	0	0	0	0	0	0
2/17	Saint Louis	6	0-2	0-0	0-0	0-1	0	0	0	1	0	0	
2/21	@UMass	4	0-0	0-0	2-2	0-0	1	0	0	0	0	2	
2/24	VCU	7	0-0	0-0	0-1	0-2	2	0	0	0	0	0	0
2/27	@LaSalle	2	0-0	0-0	0-0	0-0	1	0	1	0	0	0	0
3/1	@GWU	16	1-4	0-0	0-0	1-4	1	1	2	0	0	2	
3/5	Richmond	4	0-1	0-0	0-0	0-0	1	1	0	0	0	0	0

\$ - Gildan Charleston Classic, (Charleston, S.C.)



BEVERLY'S GAME-BY-GAME STATS

Beverly 2018-19 Game-By-Game Stats

Date	OPP	S	MIN	FG	3FG	FT	Off-Tot	PF	A	TO	BS	ST	PTS
11/10	MD. ES		21	4-10	4-10	0-0	0-0	0	1	0	0	0	12
11/13	UNC Asheville		16	3-4	3-4	0-0	0-0	2	5	4	0	1	9
11/17	Maine		21	2-8	2-8	0-0	0-2	3	1	1	0	2	6
11/20	Saint Peter's		22	2-9	2-5	4-4	1-2	2	3	1	0	1	10
11/24	Mercer	*	23	0-4	0-4	1-4	0-1	2	4	0	0	0	1
11/27	@Wisconsin	*	34	3-8	1-4	1-2	0-0	3	2	0	0	0	8
12/1	Vanderbilt \$	*	30	1-7	1-3	1-2	0-3	2	3	1	0	0	4
12/5	WCU		14	1-6	1-5	0-0	0-0	4	2	1	0	2	3
12/15	Penn State #	*	31	7-10	3-4	1-1	0-3	4	5	1	0	0	18
12/19	Auburn	*	34	5-6	4-5	1-2	0-1	2	1	3	0	1	15
12/22	USC Upstate	*	22	0-2	0-2	1-2	0-0	1	1	1	0	1	1
12/28	Loyola Md.	*	21	5-7	3-5	0-0	0-3	2	2	3	0	1	13
1/3	@Miami	*	30	4-12	3-10	0-0	2-4	3	6	4	0	0	11
1/8	UNC	*	34	8-14	5-7	0-0	0-2	2	4	2	0	0	21
1/12	Pitt	*	37	3-9	2-8	1-2	1-1	0	4	1	0	3	9
1/15	@Wake Forest*	*	36	3-11	3-10	0-0	0-1	4	3	2	0	1	9
1/19	@Notre Dame*	*	34	1-9	1-6	0-0	0-4	2	4	2	0	0	3
1/24	@Louisville	*	39	7-11	5-8	0-0	0-1	4	3	4	0	1	19
1/26	Clemson	*	30	3-10	1-5	5-6	1-4	2	5	1	0	1	12
1/29	Virginia	*	34	3-8	2-6	0-0	0-0	1	1	0	0	1	8
2/2	Va. Tech	*	33	0-12	0-9	0-0	0-2	1	0	2	0	1	0
2/5	@UNC	*	28	5-7	4-5	3-4	0-0	4	2	0	0	2	17
2/9	@Pitt	*	32	6-13	5-9	0-0	1-2	0	1	0	0	1	17
2/13	Syracuse	*	38	4-8	4-8	9-9	0-0	2	4	0	0	0	21
2/16	@Duke	*	36	3-6	1-4	1-2	0-3	2	2	1	0	2	8
2/20	Boston Coll.	*	42	4-12	4-12	3-3	0-4	1	3	2	0	1	15
2/24	Wake Forest	*	23	3-8	2-6	0-0	0-2	4	4	0	0	2	8
3/2	@Florida St.	*	34	2-7	2-5	0-1	0-0	0	1	0	0	1	6
3/6	Ga. Tech	*	32	0-8	0-7	0-0	1-1	3	2	2	0	1	0
3/9	@Boston Coll.	*	27	3-8	3-7	0-0	1-5	0	0	1	0	1	9
3/13	Clemson %	*	36	2-6	0-4	0-1	0-0	1	1	0	0	1	4
3/14	Virginia %	*	22	2-8	0-5	3-3	0-1	2	0	0	0	0	7
3/19	Hofstra ^	*	32	4-10	1-6	0-0	0-2	1	4	0	1	0	9
3/24	Harvard ^	*	29	2-9	2-8	4-4	0-0	0	1	0	0	1	10
3/27	Lipscomb ^	*	27	2-8	2-5	0-2	0-4	2	3	1	0	0	6

% - ACC Tournament (Charlotte, N.C.); \$ - HoopHall Miami Invitational, (Miami, Fla.);
- Boardwalk Classic (Atlantic City, N.J.); ^ - NIT (Reynolds Coliseum)

Beverly 2017-18 Game-By-Game Stats

Date	OPP	S	MIN	FG	3FG	FT	Off-Tot	PF	A	TO	BS	ST	PTS
11/14	Bryant		16	1-7	0-3	0-0	0-2	2	1	0	0	2	2
11/16	Presbyterian		12	0-2	0-1	0-0	0-0	4	1	0	0	0	0
11/22	Arizona \$		27	5-7	3-5	7-9	0-1	3	2	1	0	2	20
11/23	UNI \$		34	3-10	2-7	0-0	1-4	2	1	0	0	0	8
11/24	Tennessee \$	*	35	5-13	0-3	0-0	2-2	1	2	3	0	2	10
11/29	Penn State	*	31	1-11	0-1	7-8	0-1	3	3	1	0	0	9
12/2	South Carolina St.	*	27	3-7	3-7	0-0	0-2	2	9	1	0	1	9
12/9	UMKC	*	31	4-8	2-4	2-2	0-3	2	7	1	0	1	12
12/16	UNCG	*	40	5-13	4-9	2-3	1-4	4	8	1	0	0	1
12/19	Robert Morris	*	37	1-8	0-6	6-6	1-2	2	4	3	0	0	8
12/22	Jacksonville	*	30	5-9	5-9	0-0	0-2	3	11	3	0	3	15
12/30	@Clemson	*	36	6-9	3-5	0-0	0-4	1	3	3	0	0	15
1/3	@Notre Dame*	*	40	3-11	2-7	0-0	1-2	3	5	3	0	0	8
1/6	Duke	*	33	3-5	2-2	6-6	0-1	2	5	2	0	2	14
1/11	Clemson	*	32	2-9	1-3	2-2	0-1	3	5	1	0	1	7
1/14	@Virginia	*	32	2-8	0-5	0-0	1-4	3	0	1	0	1	4
1/18	Wake Forest	*	34	3-6	2-4	2-2	1-5	4	9	2	0	0	10
1/21	Miami	*	32	4-7	2-4	0-0	2-4	0	2	2	0	1	10
1/24	@Pittsburgh	*	34	3-15	3-14	0-0	1-4	3	2	1	0	0	9
1/27	@UNC	*	38	3-11	2-7	2-3	0-1	3	1	0	0	2	10
2/3	Notre Dame	*	38	6-9	3-5	1-2	3-4	4	6	2	0	2	16
2/7	@Va. Tech	*	39	3-8	3-8	0-0	0-1	3	1	1	0	2	9
2/10	UNC	*	37	4-6	3-4	0-0	0-2	3	5	1	0	1	11
2/14	@Syracuse	*	29	2-4	2-3	0-0	0-1	3	3	0	0	1	6
2/17	@Wake Forest*	*	33	2-4	1-2	2-4	1-5	4	1	0	0	3	7
2/20	Boston Coll.	*	35	5-6	5-6	1-2	0-4	1	4	0	0	1	16
2/25	Florida St.	*	29	1-10	0-5	0-0	1-5	2	8	2	0	0	2
3/1	@Ga. Tech	*	37	5-8	3-5	0-0	2-2	3	6	1	0	1	13
3/3	Louisville		28	5-7	3-4	0-0	0-1	3	0	1	0	0	13
3/7	vs. Boston Coll. %	*	36	2-5	1-4	0-0	0-1	2	4	0	0	1	5
3/15	vs. Seton Hall !	*	31	0-5	0-4	0-0	0-0	5	2	0	0	0	0

% - ACC Tournament (Brooklyn, N.Y.); \$ - Battle 4 Atlantis, (Paradise Island, Bahamas);
! - NCAA Tournament (Wichita, Kan.)



#24 DEVON DANIELS

GUARD / 6'5" / 205 LBS. / JUNIOR
 BATTLE CREEK, MICH.
 JUSTIN-SIENA HS (UTAH)

2018-19 – Sophomore Season: Appeared in 36 games, making 13 starts ... Averaged 9.3 points and 4.4 rebounds per game ... Ranked third on the team with 22 blocks ... Scored in double figures 16 times ... Led team in scoring four times, rebounding five times and assists five times ... Led team with 20 points and added nine rebounds in win over UNC Asheville on Nov. 13 ... Scored season-best 21 points on 8-of-12 shooting in win over Western Carolina on Dec. 5 ... Scored 15 points and grabbed eight rebounds in win over Auburn on Dec. 19 ... Passed out a career-high seven assists in win over Loyola Maryland on Dec. 28 ... Made ACC debut against Miami and had 19 points on 7-of-10 shooting and added eight rebounds in win on Jan. 3 ... Scored 19 points on 9-of-14 shooting in win over Pitt on Jan. 12 ... Scored 15 points, grabbed six rebounds and had a career-high three blocks in win at Notre Dame on Jan. 19 ... Had a double-double with 19 points and a career-high tying 11 rebounds and added a career-high five steals in win over Boston College on Feb. 20.

2017-18 – Redshirt Season:
 Sat out season to satisfy NCAA transfer requirements.

2016-17 – Freshman Season (at Utah):

Appeared in 29 games, starting 26 ... Finished season fourth on team in scoring at 9.9 points per game ... Second on team in assists (78) and steals (25) ... Shot 57.1 percent (113-of-198) from the field ... Second highest field goal percentage of any freshman in the Pac-12 and eighth-best field goal percentage in the conference overall ... Had a streak during Pac-12 conference play where he shot 50 percent or better for eight consecutive games ... Was 48-of-71 shooting (67.6%) during that stretch ... Scored a season-high 24 points on 10-of-13 shooting in win over Washington on Jan. 21.

High School:

Played senior season at Prolific Prep in Napa, Calif. ... Teammates at Prolific Prep with Josh Jackson who was the fourth pick of the 2017 NBA Draft ... Played two seasons at Kalamazoo Central ... Led Central to SMAC East title and Class A regional finals as a junior ... Named to MLive Kalamazoo Gazette Boys Basketball Dream Team ... Averaged 16 points, six rebounds and four assists per game ... Played AAU for 1Nation.

Personal:

Son of Pete and Tiffany Daniels ... Has a little sister, Darian ... Also played football and track in high school.

DANIELS' SINGLE-GAME BESTS

POINTS

Career 24, at Washington (1/21/17)
 Conference..... 24, at Washington (1/21/17)

REBOUNDS

Career 11 (2x), last vs. Boston College (2/20/19)
 Conference..... 11, vs. Boston College (2/20/19)

FG MADE

Career 10, at Washington (1/21/17)
 Conference..... 10, at Washington (1/21/17)

FG ATTEMPTED

Career 18, vs. Boston College (2/20/19)
 Conference..... 18, vs. Boston College (2/20/19)

3FG MADE

Career 3 (4x), last vs. Georgia Tech (3/6/19)
 Conference..... 3 (3x), last vs. Georgia Tech (3/6/19)

3FG ATTEMPTED

Career 8, vs. Georgia Tech (3/6/19)
 Conference..... 8, vs. Georgia Tech (3/6/19)

FT MADE

Career 8, vs. Stephen F. Austin (12/25/16)
 Conference..... 4 (3x), last at Notre Dame (1/19/19)

FT ATTEMPTED

Career 10, vs. Stephen F. Austin (12/25/16)
 Conference..... 6, vs. Oregon State (1/28/17)

ASSISTS

Career 7, vs. Loyola Maryland (12/28/18)
 Conference..... 5 (3x), last vs. Wake Forest (2/24/19)

STEALS

Career 5, vs. Boston College (2/20/19)
 Conference..... 5, vs. Boston College (2/20/19)

BLOCKS

Career 3, at Notre Dame (1/19/19)
 Conference..... 3, at Notre Dame (1/19/19)

MINUTES

Career 38, vs. UCLA (1/14/17)
 Conference..... 38, vs. UCLA (1/14/17)

DANIELS' CAREER STATS

Year	GP-GS	Min	Avg	FG-FGA	Pct	3FG-FGA	Pct	FT-FTA	Pct	Off-Def	Tot-Avg	PF-FO	A	TO	Blk	Stl	Pts	Avg
2016-17 (at Utah)	29-26	779	26.9	113-198	.571	14-35	.400	46-64	.719	25-108	133-4.6	63-1	78	57	13	25	286	9.9
2018-19 (at NC State)	36-13	846	23.5	128-313	.409	37-119	.311	41-62	.661	30-127	157-4.4	83-0	56	66	22	32	334	9.3
Totals	65-39	1625	25.0	241-511	.472	51-154	.331	87-126	.690	55-235	290-4.5	146-1	134	123	35	57	620	9.5

Daniels vs. the ACC (regular season only)

Year	GP-GS	Min	Avg	FG-FGA	Pct	3FG-FGA	Pct	FT-FTA	Pct	Off-Def	Tot-Avg	PF-FO	A	TO	Blk	Stl	Pts	Avg
2018-19	18-5	424	23.6	64-159	.403	18-56	.321	19-25	.760	18-65	83-4.6	39-0	26	35	12	15	165	9.2



DANIELS' GAME-BY-GAME STATS

Daniels 2018-19 Game-by-Game Stats (at NC State)

Date	OPP	S	MIN	FG	3FG	FT	Off-Tot	PF	A	TO	BS	ST	PTS
11/6	Mt. St. Mary's *	30	4-12	1-6	1-2	1-6	1 2	1	1	2	1	2	10
11/10	MD. ES *	19	2-7	0-4	0-0	0-3	4 0	4	0	4	0	1	4
11/13	UNC Asheville *	26	8-16	1-5	3-3	1-9	4 1	2	1	2	1	2	20
11/17	Maine *	22	2-6	1-3	0-0	1-6	2 4	1	0	1	0	2	5
11/20	Saint Peter's *	15	1-2	1-1	2-3	0-2	4 2	2	2	0	0	0	5
11/24	Mercer	23	2-8	1-5	4-6	0-3	2 2	3	0	2	0	2	9
11/27	@Wisconsin	16	3-8	0-0	0-0	1-5	2 0	3	0	3	0	0	6
12/1	Vanderbilt \$	14	2-5	1-3	1-2	0-1	3 0	1	0	1	0	1	6
12/5	WCU *	23	8-12	3-5	2-3	0-4	3 2	0	0	0	0	0	21
12/15	Penn State # *	22	2-6	0-0	1-2	0-4	4 2	2	2	1	1	1	5
12/19	Auburn	26	7-13	1-5	0-2	1-8	2 2	4	0	1	0	1	15
12/22	USC Upstate	28	4-11	2-5	3-4	2-8	2 2	2	2	2	0	13	
12/28	Loyola Md.	27	3-5	0-1	3-3	0-0	2 7	3	1	2	2	9	
1/3	@Miami *	32	7-10	2-2	3-4	1-8	3 0	3	1	0	1	0	19
1/8	UNC *	22	0-4	0-2	1-2	0-2	4 1	2	1	1	1	1	1
1/12	Pitt	23	9-14	1-2	0-0	2-4	4 1	4	1	1	1	1	19
1/15	@Wake Forest*	26	3-10	1-3	0-0	1-8	2 2	3	0	0	0	7	
1/19	@Notre Dame *	27	5-14	1-5	4-4	3-6	2 0	1	3	0	1	15	
1/24	@Louisville *	25	3-7	2-4	2-2	1-7	3 2	6	1	0	1	10	
1/26	Clemson	19	3-5	0-1	0-0	0-3	1 0	1	0	0	0	6	
1/29	Virginia	32	4-11	2-3	0-0	1-2	1 3	0	0	1	1	10	
2/2	Va. Tech	22	1-4	1-3	0-0	1-2	0 0	1	0	0	0	3	
2/5	@UNC	18	5-12	0-3	0-0	0-0	2 1	4	0	1	1	10	
2/9	@Pitt	13	0-5	0-2	0-0	0-2	1 1	0	0	0	0	0	
2/13	Syracuse	26	2-7	0-3	3-3	0-7	1 3	0	0	2	7		
2/16	@Duke	21	2-6	0-2	0-2	0-4	2 0	2	1	2	4		
2/20	Boston Coll.	25	8-18	2-4	1-2	4-11	1 4	1	0	5	19		
2/24	Wake Forest	24	4-9	1-3	1-2	2-6	4 5	2	1	0	10		
3/2	@Florida St.	12	1-2	0-0	0-0	0-0	4 0	2	2	1	2		
3/6	Ga. Tech	31	4-11	3-8	2-2	1-4	2 1	1	2	1	13		
3/9	@Boston Coll.	26	3-10	2-6	2-2	1-7	2 2	2	0	0	10		
3/13	Clemson %	20	2-9	1-4	0-0	0-1	2 1	1	0	1	5		
3/14	Virginia %	31	2-6	1-4	1-4	0-1	1 2	0	1	0	6		
3/19	Hofstra ^	25	2-6	1-1	1-2	1-6	2 0	0	0	1	6		
3/24	Harvard ^	28	6-10	2-5	0-1	2-5	2 0	1	1	1	14		
3/27	Lipscomb ^	27	4-12	2-6	0-0	2-2	2 1	1	2	0	10		

% - ACC Tournament (Charlotte, N.C.); \$ - HoopHall Miami Invitational, (Miami, Fla.); # - Boardwalk Classic (Atlantic City, N.J.); ^ - NIT (Reynolds Coliseum)

Daniels 2016-17 Game-by-Game Stats (at Utah)

Date	OPP	S	MIN	FG	3FG	FT	Off-Tot	PF	A	TO	BS	ST	PTS
11/12	NW Nazarene *	24	2-6	0-0	3-5	2-7	2 2	2	1	1	1	7	
11/15	Concordia (Ore.) *	23	3-6	0-1	4-4	2-9	0 3	1	2	2	10		
11/18	Coppin State *	9	1-1	0-0	2-2	0-1	4 1	1	0	0	4		
11/25	UC Riverside *	28	7-10	0-1	0-0	3-11	0 5	3	1	1	14		
11/28	Butler *	28	4-7	0-2	1-1	0-2	4 0	2	0	1	9		
12/1	Montana St. *	29	6-11	0-1	6-7	3-5	4 4	1	0	1	18		
12/6	Utah Valley *	20	2-3	1-2	3-6	0-2	1 3	2	0	0	8		
12/10	@Xavier *	32	8-11	1-1	2-2	2-3	5 2	3	1	1	19		
12/17	Prairie View A&M *	12	0-0	0-0	4-4	0-2	1 0	2	1	0	4		
12/22	vs. San Francisco \$ *	28	5-7	0-0	1-3	2-3	4 2	1	1	1	11		
12/23	@ Hawai'i \$ *	27	3-6	0-0	0-1	0-5	0 1	1	1	0	6		
12/25	vs. Stephen F. Austin \$ *	31	4-6	0-1	8-10	1-5	4 4	3	0	2	16		
1/1	Colorado *	28	3-8	0-1	0-0	0-4	1 1	1	0	0	6		
1/5	@ Arizona *	37	6-11	0-0	0-0	2-7	1 5	1	1	0	12		
1/7	@ Arizona St. *	29	6-8	2-3	1-2	0-7	3 3	3	0	1	15		
1/12	USC *	32	6-9	3-3	2-3	0-3	2 2	1	1	2	17		
1/14	UCLA *	38	7-13	1-3	0-0	0-5	2 4	3	0	3	15		
1/18	@ Washington St. *	21	2-4	0-0	0-0	0-3	2 1	4	0	1	4		
1/21	@ Washington *	34	10-13	3-3	1-2	0-6	4 3	2	0	1	24		
1/26	Oregon *	35	5-9	1-3	0-0	0-4	4 5	4	1	0	11		
1/28	Oregon State	24	3-4	0-1	3-6	1-3	1 3	0	0	3	9		
2/2	@ California *	37	0-5	0-2	0-0	0-4	1 4	3	1	1	0		
2/4	@ Stanford *	28	1-4	0-0	0-0	1-5	3 4	3	0	0	2		
2/9	Washington St. *	32	4-6	0-2	0-0	0-5	3 4	4	0	1	8		
2/11	Washington *	27	7-9	2-3	0-0	3-8	1 3	1	0	1	16		
2/16	@ Oregon *	27	3-8	0-1	1-2	1-5	2 2	2	0	0	7		
2/19	@ Oregon St. *	32	3-8	0-1	2-2	0-5	2 3	1	0	0	8		
3/09	vs. California %	9	0-1	0-0	0-0	2-2	1 2	1	0	0	0		
3/14	vs. Boise St. !	18	2-4	0-0	2-2	0-2	1 2	1	1	1	6		

\$ - Hawaiian Airlines Diamond Head Classic, Honolulu, Hawai'i; % - Pac-12 Tournament, Las Vegas, Nev.; ! - NIT, Salt Lake City, Utah



#0^{DJ} FUNDERBURK

FORWARD / 6'10" / 225 LBS. / JUNIOR
 CLEVELAND, OHIO
 HARGRAVE MILITARY ACADEMY (NORTHWEST FLORIDA STATE)

2018-19 – Sophomore Season:

Appeared in all 36 games, making one start ... Led team in field goal percentage at 55.2% (107-of-194) and free throw percentage at 78.5% (95-of-121) ... Finished season eighth in the ACC in free throw percentage ... Also led team in blocked shots with 38 ... Averaged 1.22 blocks per game in ACC play to rank 10th in the conference ... Fourth on the team in rebounding per game (4.2) ... 75 offensive rebounds were second-most on the team ... Averaged 2.44 offensive rebounds per game in ACC play to rank ninth in the conference ... averaged 8.8 points per game ... Finished in a tie for second in ACC Sixth Man of the Year voting ... Scored in double figures 16 times ... Led team in scoring once, blocks 14 times, steals seven times and rebounding five times ... Opened season by hitting first 10 field goal attempts ... Scored 13 points on 5-of-5 shooting and had season-high three assists in win over Maryland Eastern Shore on Nov. 10 ... Had 16 points in win over Vanderbilt on Dec. 1 ... Had season-high in points (18), rebounds (9) and offensive rebounds (6) vs. Pitt on Jan. 12 ... Led team in scoring and tied season-highs in points (18) and rebounds (9) at Florida State on March 2 ... Had season-high nine rebounds three different times ... Twice had season-high four blocks against Pitt on Jan. 12 and vs. Wake Forest on Feb. 24 ... Had season-best three steals at Wake Forest on Jan. 15.

2017-18 – Freshman Season (at Northwest Florida State):

Started 33 of 34 games ... Averaged 11.5 points, 5.0 rebounds, 1.7 assists, 1.2 steals and 0.5 blocks per game ... Shot 51.1% from the field connecting on 136 of 266 field goal attempts ... Also made 19 three-pointers and shot 74.3% (101-of-136) from the free throw line ... Helped lead Raiders to 31-3 record and Panhandle Conference and Region 8 crowns ... Had season-best 22 points on 9-of-11 shooting in win over Tallahassee Community College on Jan. 18 ... ranked as the #1 JUCO recruit in the nation by Next Up Recruits.

2016-17 – Redshirt Season (at Ohio State):

Redshirt season at Ohio State

High School:

Consensus four-star recruit in the class of 2016 ... ranked as #49 overall player in his class by Scout ... ranked as #66 overall recruit by ESPN ... played senior season at Hargrave Military Academy ... averaged 18 points, nine rebounds and three assists per game ... teamed with current NC State guard Braxton Beverly to lead Tigers to a Prep School National Championship with a 47-1 record ... attended St. Edward High School in Lakewood, Ohio, prior to Hargrave ... Averaged 14.2 points and 6.7 rebounds per game to lead St. Edwards to the 2015 Division I State Final Four ... As a sophomore helped lead high school to 2014 Ohio Division I State Championship.

Personal:

Born on April 12 ... Son of Caren Crew and Derek Funderburk.

FUNDERBURK'S SINGLE-GAME BESTS

POINTS

Career 18 (2x), last at Florida State (3/2/19)
 ACC 18 (2x), last at Florida State (3/2/19)

REBOUNDS

Career 9 (3x), last at Boston College (3/9/19)
 ACC 9 (3x), last at Boston College (3/9/19)

FG MADE

Career 6 (3x), last vs. Georgia Tech (3/6/19)
 ACC 6 (3x), last vs. Georgia Tech (3/6/19)

FG ATTEMPTED

Career 10, vs. Vanderbilt (12/1/18)
 ACC 9 (4x), last vs. Georgia Tech (3/6/19)

3FG MADE

Career 1 (7x), last vs. Harvard (3/24/19)
 ACC 1 (3x), last at Florida State (3/2/19)

3FG ATTEMPTED

Career 2 (3x), last at Pitt (2/9/19)
 ACC 2 (3x), last at Pitt (2/9/19)

FT MADE

Career 9 (2x), last at Florida State (3/2/19)
 ACC 9 (2x), last at Florida State (3/2/19)

FT ATTEMPTED

Career 10 (2x), last at Florida State (3/2/19)
 ACC 10 (2x), last at Florida State (3/2/19)

ASSISTS

Career 3, vs. Maryland Eastern Shore (11/10/18)
 ACC 2, at Notre Dame (1/19/19)

STEALS

Career 3, at Wake Forest (1/15/19)
 ACC 3, at Wake Forest (1/15/19)

BLOCKS

Career 4 (2x), last vs. Wake Forest (2/24/19)
 ACC 4 (2x), last vs. Wake Forest (2/24/19)

MINUTES

Career 35, vs. Boston College (2/20/19)
 ACC 35, vs. Boston College (2/20/19)

FUNDERBURK'S CAREER STATS

Year	GP-GS	Min	Avg	FG-FGA	Pct	3FG-FGA	Pct	FT-FTA	Pct	Off-Def	Tot-Avg	PF-FO	A	TO	Blk	Stl	Pts	Avg
2018-19	36-1	716	19.9	107-194	.552	7-26	.269	95-121	.785	75-77	152-4.2	105-6	16	36	38	19	316	8.8

Funderburk vs. the ACC (regular season only)

Year	GP-GS	Min	Avg	FG-FGA	Pct	3FG-FGA	Pct	FT-FTA	Pct	Off-Def	Tot-Avg	PF-FO	A	TO	Blk	Stl	Pts	Avg
2018-19	18-1	396	22.0	55-108	.509	3-15	.200	54-67	.806	44-39	83-4.6	64-5	5	14	22	16	167	9.3



Funderburk 2018-19 Game-by-Game Stats

Date	OPP	S	MIN	FG	3FG	FT	Off-Tot	PF	A	TO	BS	ST	PTS
11/6	Mt. St. Mary's		20	4-4	0-0	1-2	4-6	2	1	0	2	0	9
11/10	MD. ES		18	5-5	1-1	2-4	3-5	1	3	0	1	0	13
11/13	UNC Asheville		21	4-6	0-0	3-3	3-6	1	0	0	3	1	11
11/17	Maine		17	1-3	0-0	2-2	1-2	1	0	2	1	0	4
11/20	Saint Peter's		13	3-5	0-1	1-1	2-6	3	1	1	0	0	7
11/24	Mercer		19	0-2	0-0	2-4	2-5	4	0	1	0	0	2
11/27	@Wisconsin		7	1-1	0-0	0-0	0-0	4	1	0	0	0	2
12/1	Vanderbilt \$		22	5-10	0-1	6-7	3-5	4	1	1	0	1	16
12/5	WCU		14	2-3	1-1	3-4	1-5	3	1	3	0	0	8
12/15	Penn State #		13	4-4	1-1	3-4	1-2	5	0	2	0	0	12
12/19	Auburn		15	1-6	0-1	2-2	1-3	2	0	1	0	0	4
12/22	USC Upstate		19	4-7	0-1	5-6	2-4	0	2	2	0	1	13
12/28	Loyola Md.		17	5-6	0-0	0-0	2-5	2	0	2	3	0	10
1/3	@Miami		16	3-3	1-1	1-2	1-4	5	0	1	1	2	8
1/8	UNC		22	6-7	0-0	3-3	2-5	3	0	0	2	1	15
1/12	Pitt		34	5-9	0-1	8-10	6-9	3	1	2	4	1	18
1/15	@Wake Forest		21	2-5	0-2	0-0	2-4	3	1	0	2	3	4
1/19	@Notre Dame		25	4-7	0-0	3-5	5-6	4	2	0	0	0	11
1/24	@Louisville *		20	2-5	0-1	0-0	2-3	3	0	1	0	2	4
1/26	Clemson		20	1-6	0-2	2-2	0-0	5	0	1	0	1	4
1/29	Virginia		14	1-4	0-0	0-1	0-1	3	0	1	1	1	2
2/2	Va. Tech		11	0-0	0-0	0-0	0-2	3	0	0	0	0	0
2/5	@UNC		20	6-9	1-1	1-3	2-5	3	0	0	1	0	14
2/9	@Pitt		29	3-9	0-2	6-6	4-5	2	0	0	2	2	12
2/13	Syracuse		18	3-4	0-0	6-6	1-2	3	0	3	0	0	12
2/16	@Duke		17	3-6	0-1	1-2	1-1	5	0	2	0	2	7
2/20	Boston Coll.		35	1-5	0-0	9-9	4-5	4	0	2	0	0	11
2/24	Wake Forest		22	3-7	0-1	2-4	3-7	3	0	1	4	0	8
3/2	@Florida St.		26	4-7	1-1	9-10	3-9	5	0	0	0	0	18
3/6	Ga. Tech		25	6-9	0-1	3-4	4-6	5	0	0	3	0	15
3/9	@Boston Coll.		21	2-6	0-1	0-0	4-9	2	1	0	2	1	4
3/13	Clemson %		20	3-4	0-0	2-3	0-4	2	0	1	1	0	8
3/14	Virginia %		30	4-6	0-1	4-5	1-3	3	0	3	1	0	12
3/19	Hofstra ^		25	1-5	0-2	3-4	3-4	1	0	1	1	0	5
3/24	Harvard ^		14	2-4	1-1	2-3	1-2	2	1	1	1	0	7
3/27	Lipscomb ^		16	3-5	0-0	0-0	1-2	1	0	1	2	0	6

% - ACC Tournament (Charlotte, N.C.); \$ - HoopHall Miami Invitational, (Miami, Fla.);

- Boardwalk Classic (Atlantic City, N.J.); ^ - NIT (Reynolds Coliseum)



#5 THOMAS ALLEN

GUARD / 6'1" / 180 LBS. / JUNIOR
 RALEIGH, N.C.
 BREWSTER ACADEMY (NEBRASKA)

2019-20 – Redshirt Season:
 Sitting out season to satisfy NCAA transfer requirements.

2018-19 – Sophomore Season (at Nebraska):
 Averaged 8.7 points per game on 44 percent shooting, including 36 percent from 3-point range, while chipping in 2.8 rebounds, 2.0 assists and 1.3 steals per game ... Played in NU's first 29 games, including 25 starts, before suffering a season-ending injury in the second half at No. 9 Michigan on Feb. 28 ... On the year, ranked eighth in the Big Ten with 1.3 steals per game and had multiple steals in 11 of 29 contests, including a career-high five steals in a win over Missouri State ... Finished with 10 double-figure performances, including a career-high 18 points against both Creighton and at Purdue ... Against Creighton, hit 7-of-11 shots from the field and added five rebounds and four assists in 35 minutes ... Followed up with 14 points on 5-of-7 shooting against Oklahoma State in Sioux Falls ... In Big Ten action, his best performance came at No. 15 Purdue, when he came off the bench to tie his career high with 18 points, including 5-of-6 from 3-point range, against the Boilermakers ... also grabbed a career high nine rebounds and added seven points and three assists in a one-point win over Minnesota.

2017-18 – Freshman Season (at Nebraska):
 Only freshman to crack the Huskers' rotation, averaged 3.2 points and 1.0 rebound per game while playing 32 contests ... One of the first guards off the bench, shot nearly 40 percent from the field, including 35 percent from 3-point range, and played nearly 10 minutes per contest ... Scored six or more points on eight occasions, including a pair of double-figure performances ... Enjoyed a breakout game against No. 13 Kansas on Dec. 16, setting then-personal bests in points (13), field goals (five), 3-pointers (three) and rebounds (two) in 14 minutes

of work ... Saw most extensive action against Delaware State on Dec. 22, finishing with season highs of 14 points, four assists and two steals in a career-high 26 minutes of work ... Played in all 18 Big Ten games as one of the first guards off the bench ... Tallied five points or more on five occasions, including an eight-point effort in the win over Wisconsin on Jan. 12 ... Also had five points and two rebounds in seven minutes in a win over No. 14 Minnesota on Dec. 5 and six points, including a pair of 3-pointers, in the Huskers' win in Minneapolis on Feb. 6.

Personal:
 Was one of the nation's top high school shooters and was a consensus top-100 recruit for the class of 2018. A four-star prospect by ESPN, Scout and Rivals ... Spent his senior season at Brewster Academy, helping Coach Jason Smith's team win its fifth National Prep title and a perfect 33-0 record. Brewster became the first New England Prep School Athletic Conference (NEPSAC) AAA team to finish unbeaten since Maine Central institute in 1998 ... Was chosen as the NEPSAC Class AAA Player of the Year and first-team NEPSAC, averaging 18 points per game on 55 percent shooting, including 48 percent from 3-point range ... Went 115-of-239 from 3-point range, highlighted by a school-record 11 3-pointers as part of a 50-point effort against Bridgton Academy ... Scored 19 points on 8-of-10 shooting in the national prep school championship game against Northfield Mount Hermon (Mass.) ... Made the all-tournament team at the National Prep School Invitational, an event that featured the 30 top prep schools in the country, plus several international teams, as he scored 21 points against South Kent (Conn.) ... Spent his first three years of high school at Garner High School, where he led the school to the North Carolina 4A State Championship as a sophomore in 2015 ... Averaged 18 points a game as Garner won its first boys basketball state championship ... As a junior, averaged 21.5 points, 5.6 assists, 3.1 rebounds and 2.5 steals per game as the Trojans won a school-record 29 games and advanced to the North Carolina Eastern Region Championship ... Was named the Greater Neuse River Conference Player of the Year and was a second-team North Carolina Basketball Coaches Association selection in 2016 ... Played for the Garner Road AAU program coached by Dwayne West ... Son of Clarence and Tonya Simmons ... Has one brother, Brandon Smith, and three sisters, Deshadia Allen, Tashari Allen and Racquel Simmons.

ALLEN'S SINGLE-GAME BESTS

POINTS

Career 18 (2x), last at Purdue (2/9/19)
 Conference..... 18, at Purdue (2/9/19)

REBOUNDS

Career 9, vs. Minnesota (2/13/19)
 Conference..... 5, vs. Wake Forest (2/24/19)

FG MADE

Career 7, vs. Creighton (12/8/18)
 Conference..... 6, at Purdue (2/9/19)

FG ATTEMPTED

Career 12, at Illinois (2/2/19)
 Conference..... 12, at Illinois (2/2/19)

3FG MADE

Career 5, at Purdue (2/9/19)
 Conference..... 5, at Purdue (2/9/19)

3FG ATTEMPTED

Career 6, at Purdue (2/9/19)
 Conference..... 6, at Purdue (2/9/19)

FT MADE

Career 4, vs. Illinois (12/2/18)
 Conference..... 4, vs. Illinois (12/2/18)

FT ATTEMPTED

Career 4 (2x), last at Iowa (1/6/19)
 Conference..... 4 (2x), last at Iowa (1/6/19)

ASSISTS

Career 5 (2x), last at Penn State (2/19/19)
 Conference..... 5, at Penn State (2/19/19)

STEALS

Career 3 (5x), last at Florida State (3/2/19)
 Conference..... 3, at Florida State (3/2/19)

BLOCKS

Career 1 (6x), last vs. Northwestern (2/16/19)
 Conference..... 1 (4x), last vs. Northwestern (2/16/19)

MINUTES

Career 38, vs. Northwestern (2/16/19)
 Conference..... 38, vs. Northwestern (2/16/19)

ALLEN'S CAREER STATS

Year	GP-GS	Min	Avg	FG-FGA	Pct	3FG-FGA	Pct	FT-FTA	Pct	Off-Def	Tot-Avg	PF-FO	A	TO	Blk	Stl	Pts	Avg
2017-18 (at Nebraska)	32-0	318	9.9	34-86	.395	17-48	.354	16-20	.800	5-26	31-1.0	8-0	17	20	0	7	101	3.2
2018-19 (at Nebraska)	29-25	874	30.1	96-220	.436	36-99	.364	25-29	.862	10-71	81-2.8	29-0	59	29	6	38	253	8.7
Totals	61-25	1192	19.5	130-306	.425	53-147	.361	41-49	.837	15-97	112-1.8	37-0	76	49	6	45	354	5.8



ALLEN'S GAME-BY-GAME STATS

Allen 2018-19 Game-by-Game Stats (at Nebraska)

Date	OPP	S	MIN	FG	3FG	FT	Off-Tot	PF	A	TO	BS	ST	PTS
11/6	MS Valley St	*	22	2-6	2-5	0-0	0-5	0	4	1	0	2	6
11/11	SE Louisiana	*	22	3-5	2-4	2-2	0-2	2	5	2	0	3	10
11/14	Seton Hall	*	27	3-10	1-5	0-0	0-2	1	0	0	0	0	7
11/19	Missouri St	\$	27	3-7	2-4	0-0	0-2	0	2	0	0	5	8
11/20	Texas Tech	\$	36	2-6	0-2	0-0	0-0	0	0	1	0	1	4
11/24	Western Ill.	*	23	3-7	0-3	0-0	0-4	0	2	1	1	1	6
11/26	@Clemson	*	31	2-4	1-1	0-0	0-1	0	3	1	0	1	5
12/2	Illinois	*	31	2-4	0-0	4-4	0-2	3	1	3	0	2	8
12/5	@Minnesota	*	33	4-6	1-3	0-1	0-3	1	3	0	0	2	9
12/8	Creighton	*	35	7-11	2-5	2-2	0-5	0	4	0	1	1	18
12/16	Oklahoma St		27	5-7	2-3	2-2	0-1	2	2	1	0	2	14
12/22	Cal St Fullerton		21	4-5	1-1	0-0	0-3	1	1	0	0	1	9
12/29	SW Minn St	*	25	3-7	2-3	2-2	0-0	0	2	0	0	1	10
1/2	@Maryland	*	36	3-8	1-3	0-0	0-1	2	1	0	0	1	7
1/6	@Iowa	*	35	3-8	1-4	3-4	2-4	2	4	1	0	1	10
1/10	Penn State	*	34	4-7	1-3	0-0	0-6	1	1	1	1	2	9
1/14	@Indiana	*	36	3-9	2-4	2-2	0-1	1	2	1	0	3	10
1/17	Michigan St	*	33	3-7	1-3	2-2	1-2	2	2	0	0	2	9
1/21	@Rutgers	*	28	2-6	1-2	0-0	0-3	3	2	2	0	2	5
1/26	Ohio State	*	34	2-11	1-5	0-0	1-4	0	1	1	1	3	5
1/29	Wisconsin	*	34	4-9	2-5	0-0	0-4	1	0	1	0	1	10
2/2	@Illinois	*	32	5-12	0-4	1-3	1-3	2	3	4	1	0	11
2/6	Maryland		29	2-6	1-3	2-2	1-2	1	0	1	0	0	7
2/9	@Purdue		26	6-9	5-6	1-1	1-2	1	1	1	0	0	18
2/13	Minnesota	*	33	3-9	1-4	0-0	1-9	0	3	1	0	1	7
2/16	Northwestern	*	38	3-9	1-3	2-2	0-4	1	2	3	1	0	9
2/19	@Penn State	*	34	5-10	1-5	0-0	1-2	1	5	2	0	0	11
2/23	Purdue	*	33	4-10	1-5	0-0	1-2	1	2	0	0	0	9
2/28	@Michigan	*	19	1-5	0-1	0-0	0-2	0	1	0	0	0	2

\$ - Hall of Fame Classic, (Kansas City, Kan.);

Allen 2017-18 Game-by-Game Stats (at Nebraska)

Date	OPP	S	MIN	FG	3FG	FT	Off-Tot	PF	A	TO	BS	ST	PTS
11/11	Eastern Ill.		16	2-6	2-3	0-0	0-1	0	2	1	0	0	6
11/13	North Texas		17	0-2	0-2	4-6	1-2	0	0	0	0	0	4
11/16	@St. John's		10	1-4	1-2	0-0	1-1	0	1	2	0	0	3
11/23	UCF	\$	4	0-2	0-0	0-0	0-0	0	0	0	0	0	0
11/24	Marist	\$	13	1-4	0-1	0-0	0-1	2	0	0	0	0	2
11/26	Long Beach St	\$	6	1-2	0-1	2-2	0-0	0	1	0	0	0	4
11/29	Boston Coll.		9	1-2	0-0	2-2	0-0	1	0	0	0	0	4
12/3	@Michigan St		11	0-1	0-0	0-0	0-0	0	0	0	0	0	0
12/5	Minnesota		7	2-2	1-1	0-0	0-2	0	0	0	0	0	5
12/9	@Creighton		7	0-1	0-1	0-0	0-1	0	1	0	0	0	0
12/16	Kansas		14	5-7	3-4	0-0	0-2	0	0	3	0	0	13
12/20	UTSA		15	1-1	1-1	3-4	0-3	1	1	0	0	1	6
12/22	Delaware St		26	6-11	2-6	0-0	0-1	1	4	1	0	2	14
12/29	Stetson		11	1-4	0-2	2-2	0-4	0	1	1	0	1	4
1/2	@Northwestern		5	0-2	0-1	0-0	0-1	0	0	0	0	1	0
1/6	@Purdue		5	0-1	0-0	0-0	0-0	1	1	1	0	0	0
1/9	Wisconsin		15	3-5	0-1	2-2	0-0	0	0	0	0	0	8
1/12	@Penn State		8	2-5	1-3	0-0	0-1	0	0	1	0	0	5
1/15	Illinois		14	1-4	1-4	1-1	0-0	1	1	0	0	0	4
1/18	Michigan		10	0-2	0-0	0-0	0-0	0	0	1	0	0	0
1/22	@Ohio State		9	0-1	0-1	0-0	0-1	0	0	1	0	0	0
1/24	@Rutgers		5	0-0	0-0	0-0	0-0	0	0	0	0	0	0
1/27	Iowa		9	1-3	1-3	0-0	0-0	0	0	0	0	0	3
1/29	@Wisconsin		14	2-4	1-3	0-1	0-1	0	1	1	0	0	5
2/6	@Minnesota		9	2-3	2-3	0-0	0-1	0	0	0	0	0	6
2/9	Rutgers		11	0-1	0-1	0-0	0-3	1	1	2	0	0	0
2/13	Maryland		6	0-1	0-1	0-0	1-2	0	1	2	0	1	0
2/18	@Illinois		5	0-0	0-0	0-0	0-0	0	0	2	0	0	0
2/20	Indiana		7	1-3	1-3	0-0	0-0	0	0	1	0	1	3
2/25	Penn State		4	0-0	0-0	0-0	0-1	0	0	0	0	0	0
3/2	Michigan	%	8	1-2	0-0	0-0	2-2	0	0	0	0	0	2
3/14	@Miss. St	^	8	0-0	0-0	0-0	0-0	0	1	0	0	0	0

% - Big Ten Tournament (New York, N.Y.); \$ - AdvoCare Invitational (Orlando, Fla.)

^ - NIT



#4 JERICOLE HELLEMS

FORWARD / 6'7" / 205 LBS. / SOPHOMORE
ST. LOUIS, MO.
CHAMINADE

2018-19 – Freshman Season:

Appeared in all 36 games ... Averaged 5.3 points and 2.5 rebounds per game ... Led the team in steals twice and blocks twice ... Scored in double figures in six games ... Had first career double-figure scoring game with 13 points on 5-of-9 shooting against Maryland Eastern Shore on Nov. 10 ... Had a season-best seven rebounds against UNC Asheville on Nov. 13 ... Scored a season-high 16 points on 5-of-7 shooting against Western Carolina on Dec. 5 ... Registered 13 points and six rebounds versus USC Upstate on Dec. 22 ... Tied season-high with 16 points and had season-highs in assists (4) and blocks (2) against Loyola Maryland on Dec. 28 ... Scored ACC-best 14 points against Wake Forest on Feb. 24.

Before State:

Consensus four-star recruit ... ranked as #83 overall player in his class by Rivals ... ranked as #88 player by Scout ... ranked as #3 player in Missouri by 247Sports ... finished high school career ranked third on high school's all-time scoring list behind NBA players Bradley Beal and Jayson Tatum ... as a senior averaged 23 points, 8 rebounds and 3 assists to lead program to Class 5 runner-up finish ... named Metro Catholic Conference Player of the Year ... first player in school's basketball history to win four consecutive district titles ... as a junior averaged 22 points, 7 rebounds, 3 assists and a steal for Chaminade ... scored 47 points in Belleville East Classic game against Althoff ... helped lead Chaminade to second consecutive Class 5 State Semifinal berth ... All-Metro selection as a junior ... played AAU Basketball for Bradley Beal Elite.

Personal:

Born on October 6 ... Son of Elizabeth Squibb and Torano Hellems ... Has an older brother, Torano.

HELLEMS' SINGLE-GAME BESTS

POINTS

Career 16 (2x), last vs. Loyola Maryland (12/28/18)
ACC.....14, vs. Wake Forest (2/24/19)

REBOUNDS

Career7, vs. UNC Asheville (11/13/18)
ACC.....5 (2x), last at Boston College (3/9/19)

FG MADE

Career 6 (2x), last vs. Loyola Maryland (12/28/18)
ACC.....4 (3x), last vs. Wake Forest (2/24/19)

FG ATTEMPTED

Career14, vs. USC Upstate (12/22/18)
ACC.....8 (4x), last at Boston College (3/9/19)

3FG MADE

Career3, vs. Maryland Eastern Shore (11/10/18)
ACC.....2, at Boston College (3/9/19)

3FG ATTEMPTED

Career6, vs. Maryland Eastern Shore (11/10/18)
ACC.....4 (4x), last at Boston College (3/9/19)

FT MADE

Career5 (3x), last at Florida State (3/2/19)
ACC.....5 (2x), last at Florida State (3/2/19)

FT ATTEMPTED

Career7, vs. Western Carolina (12/5/18)
ACC.....6, at Florida State (3/2/19)

ASSISTS

Career 4, vs. Loyola Maryland (12/28/18)
ACC.....2 (3x), last vs. Wake Forest (2/24/19)

STEALS

Career 2 (4x), last vs. Syracuse (2/13/19)
ACC.....2 (2x), last vs. Syracuse (2/13/19)

BLOCKS

Career 2, vs. Loyola Maryland (12/28/18)
ACC.....1 (3x), last at Boston College (3/9/19)

MINUTES

Career26, vs. USC Upstate (12/22/18)
ACC.....21, at Duke (2/16/19)

HELLEMS' CAREER STATS

Year	GP-GS	Min	Avg	FG-FGA	Pct	3FG-FGA	Pct	FT-FTA	Pct	Off-Def	Tot-Avg	PF-FO	A	TO	Blk	Stl	Pts	Avg
2018-19	36-0	491	13.6	71-184	.386	22-69	.319	27-36	.750	34-57	91-25	66-1	24	36	10	13	191	5.3

Hellems vs. the ACC (regular season only)

Year	GP-GS	Min	Avg	FG-FGA	Pct	3FG-FGA	Pct	FT-FTA	Pct	Off-Def	Tot-Avg	PF-FO	A	TO	Blk	Stl	Pts	Avg
2018-19	18-0	232	12.9	27-84	.321	8-31	.258	14-18	.778	18-26	44-24	38-1	10	20	4	5	76	4.2



HELLEMS' GAME-BY-GAME STATS

Hellems 2018-19 Game-by-Game Stats (at NC State)

Date	OPP	S	MIN	FG	3FG	FT	Off-Tot	PF	A	TO	BS	ST	PTS
11/6	Mt. St. Mary's	9	1-4	1-1	0-0	1-2	0 0	0	0	0	0	0	3
11/10	MD. ES	18	5-9	3-6	0-0	0-4	2 1	0	0	1	1	13	
11/13	UNC Asheville	19	2-9	0-5	5-6	3-7	2 2	4	0	1	9		
11/17	Maine	19	4-9	0-2	0-0	3-4	2 0	1	0	0	8		
11/20	Saint Peter's	17	4-7	2-3	0-0	0-2	2 0	1	1	0	10		
11/24	Mercer	8	1-2	1-1	0-0	1-2	1 0	1	1	0	3		
11/27	@Wisconsin	10	1-2	0-0	0-0	0-1	2 0	1	0	0	2		
12/1	Vanderbilt \$	23	4-10	1-2	0-0	1-3	2 2	0	0	0	9		
12/5	WCU	20	5-7	2-4	4-7	1-3	2 0	0	1	2	16		
12/15	Penn State #	16	0-2	0-0	0-0	0-3	2 0	0	0	0	0		
12/19	Auburn	17	2-3	0-1	1-2	1-2	1 2	2	0	0	5		
12/22	USC Upstate	26	6-14	1-4	0-0	1-6	2 2	1	1	1	13		
12/28	Loyola Md.	23	6-11	1-4	3-3	1-4	2 4	2	2	2	16		
1/3	@Miami	12	1-7	1-4	0-0	0-2	1 0	0	0	0	3		
1/8	UNC	15	3-8	1-4	0-0	1-1	0 1	0	1	0	7		
1/12	Pitt	11	0-8	0-0	0-0	1-1	3 0	0	1	2	0		
1/15	@Wake Forest	6	0-3	0-1	2-2	2-2	4 0	0	0	0	2		
1/19	@Notre Dame	12	2-4	0-0	0-2	2-5	3 0	1	0	1	4		
1/24	@Louisville	11	1-3	1-3	0-0	2-4	3 0	2	0	0	3		
1/26	Clemson	6	1-3	0-2	0-0	1-1	2 0	1	0	0	2		
1/29	Virginia	12	0-1	0-0	0-0	1-3	2 1	2	0	0	0		
2/2	Va. Tech	18	2-6	0-2	0-0	1-1	3 0	2	0	0	4		
2/5	@UNC	17	2-5	0-1	0-0	1-2	5 2	0	0	0	4		
2/9	@Pitt	14	2-4	0-1	0-0	2-3	2 2	1	0	0	4		
2/13	Syracuse	11	1-1	0-0	0-0	0-3	2 1	5	0	2	2		
2/16	@Duke	21	4-8	1-3	0-1	0-3	2 0	1	1	0	9		
2/20	Boston Coll.	7	1-3	0-0	0-0	0-1	1 0	0	0	0	2		
2/24	Wake Forest	19	4-7	1-4	5-5	0-0	2 2	2	0	0	14		
3/2	@Florida St.	17	1-3	1-1	5-6	2-4	1 0	0	0	0	8		
3/6	Ga. Tech	8	0-2	0-1	0-0	0-3	1 0	1	0	0	0		
3/9	@Boston Coll.	15	2-8	2-4	2-2	2-5	1 1	2	1	0	8		
3/13	Clemson %	10	1-4	1-2	0-0	1-1	1 1	1	0	0	3		
3/14	Virginia %	13	1-5	0-2	0-0	2-3	2 0	0	0	1	2		
3/19	Hofstra ^	1	0-0	0-0	0-0	0-0	0 0	2	0	0	0		
3/24	Harvard ^	6	0-1	0-0	0-0	0-0	1 0	0	0	0	0		
3/27	Lipscomb ^	4	1-1	1-1	0-0	0-0	2 0	0	0	0	3		

% - ACC Tournament (Charlotte, N.C.); \$ - HoopHall Miami Invitational, (Miami, Fla.);

- Boardwalk Classic (Atlantic City, N.J.); ^ - NIT (Reynolds Coliseum)



#3 A.J. TAYLOR

FORWARD / 6'6" / 205 LBS. / SOPHOMORE
DAVENPORT, IOWA
DAVENPORT NORTH (SOUTHWEST MISSISSIPPI COMMUNITY COLLEGE)

2018-19 – Freshman Season (at Southwest Mississippi Community College):

Averaged 9.0 points and 7.4 rebounds per game in 23.4 minutes of action ... Shot 47.9 percent from the field and 37.0 percent on three-pointers.

Personal:

Graduate of Davenport North High School ... Son of Ronesha Marshall & Michael Hadley ... His stepfather, Hadley, played college basketball at North Carolina Central.



#15 MANNY BATES

FORWARD / 6'11" / 230 LBS. / FRESHMAN
FAYETTEVILLE, N.C.
NORTHWOOD TEMPLE ACADEMY

2018-19 – Redshirt Season:

Sat out season to satisfy NCAA transfer requirements.

Before State:

Consensus four-star recruit ... Ranked as #78 overall player in his class by ESPN ... Ranked as #101 overall player by 247Sports ... Regarded as one of the best shot blockers in the 2018 class ... Limited playing time as a senior after having shoulder surgery ... McDonald's All-American Nominee and Under Armour All-American nominee ... As a junior led Northwood Temple Academy to NCISAA IA State Semifinals ... Spent his sophomore season at Jack Britt High School ... Played AAU basketball for Team Felton ... Averaged 8.4 points on 64% shooting, 5.2 rebounds and 3.4 blocks in 17 games for Team Felton in the spring of 2017.

Personal:

Born on March 14 ... Son of Carlos and Katie Bates ... Has an older brother, Glenn.



#1 DEREON SEABRON

GUARD / 6'7" / 180 LBS. / FRESHMAN
NORFOLK, VA.
LAKE TAYLOR

Before State:

Ranked as four-star and #102 overall recruit by 247Sports.com ... attended Massanutten Military Academy (Woodstock, Va.) for post-grad year in 2018-19 ... helped lead the Colonels to 32-4 record as team advanced to the Final Four of National Prep Championship ... team lost to Brewster Academy and fellow NC State signee Jalen Lecque in Final Four ... graduated from Lake Taylor High School in Norfolk, Va. ... was Virginia High School League Class 4A Player of the Year in 2017-18 ... led Titans to Class 4 State title, the first in program history ... scored 24 points and had 9 rebounds in double-overtime win in the state championship game ... averaged 22.5 points and 11 rebounds per game as a senior ... named Class 4A Region Player of the Year and All-Tidewater Player of the Year ... averaged 17.2 points and 7 rebounds per game as a junior in 2016-17 ... named All-4A East Region Team, First-Team All-Conference 17 and Second-Team All-Tidewater ... as a sophomore in 2015-16 helped lead Lake Taylor to its first state championship game appearance in school history.



#22 MAX FARTHING

GUARD / 6'7" / 205 LBS. / FRESHMAN
RALEIGH, N.C.
WORD OF GOD CHRISTIAN ACADEMY

Before State:

Played on varsity for three seasons at Word of God Christian Academy in Raleigh ... Was team captain as a senior and helped lead the Holy Rams to a 29-8 record ... was valedictorian of graduating class ... son of Hal and Gina Farthing ... has three older siblings - Hal, Caleb and Emily.



#2 CHASE GRAHAM

GUARD / 6'1" / 170 LBS. / FRESHMAN
RALEIGH, N.C.
ATHENS DRIVE

Before State:

Played on varsity for two seasons at Athens Drive High School in Raleigh ... Averaged 9.5 points per game as senior to help lead Jaguars to an 18-8 record and berth in North Carolina 4A Boys Basketball Championship ... Scored career-high 32 points in win over Trinity Academy as a senior ... Was named Student-Athlete of the Year at Athens Drive for the 2017-18 school year ... Was a 2019 Raleigh Sports Club Scholarship Recipient ... son of Elizabeth Graham .



THE KEATTS FILE

COACHING RESUME

NC STATE

(2017-pres.)

RECORD: 45-24 (20-16 ACC)

2018

Tie for Third Place Regular Season Finish

NCAA Tournament Bid

UNC WILMINGTON

(2014-17)

RECORD: 72-28 (41-13 CAA)

2017

CAA Regular Season & Tournament Champions

2016

CAA Regular Season & Tournament Champions

2015

CAA Regular Season Champions

LOUISVILLE

Assistant Coach

(2011-2014)

RECORD: 96-21

2014

AAC Regular Season & Tournament Champions

NCAA Sweet 16

2012

Big East Tournament Champions

NCAA Final Four

HARGRAVE MILITARY ACADEMY

(1999-2001 & 2003-2011)

RECORD: 263-17

2010

National Prep Final Four

2009

National Prep Runner-Up

2008

National Prep Champions

2007

National Prep Final Four

2006

National Prep Runner-Up

2005

National Prep Runner-Up

2004

National Prep Champions

KEVIN KEATTS



“I have an incredible respect for the history and tradition of NC State University, and am honored by the opportunity to lead the Wolfpack. There is an unbelievable commitment to basketball in Raleigh, and I share a vision with Debbie Yow and Chancellor Randy Woodson on what NC State can achieve.”

The 2019-20 season marks Kevin Keatts third year as head men’s basketball coach at NC State as he looks to continue to build a program that has won 45 games in his two years at the helm.

Keatts has an overall record of 45-24 and has guided NC State to a 20-16 ACC record in his two seasons with the Pack. His winning percentage of 56 percent in conference play is the best for an NC State coach in the first two years of his career since Press Maravich went 19-9 in ACC play from 1964-66.

Keatts’ NC State teams have a 33-8 home record in his two years as head coach, including a 12-6 mark in conference play. The Pack has defeated four ranked opponents at home, including two wins over top-10 ranked teams.

The Pack’s offense has averaged over 80 points in both seasons under Keatts. Prior to Keatts taking over the program, NC State hadn’t averaged over 80 points per game since the 1995-96 season. The 2018-19 NC State team averaged 80.1 points per game and scored 2,882 points which is the most points scored by an NC State team in program history.

The 2018-19 also hit 292 three-pointers, the second-most in program history. Both of Keatts’ NC State teams have been prolific from three-point

range as both rank in the top-10 for season three-point field goals made in program history.

In 2018-19, NC State won 24 games, its most wins since the 2012-13 season as the Pack advanced to the quarterfinals of the NIT. The Pack defeated eventual Final Four participant Auburn in non-conference play and went 9-9 in the ACC portion of its schedule.

In the 2017-18 season, Keatts took a program that was preseason picked 12th in the ACC and led them to five wins over ranked opponents and a 11-7 record in the ACC to finish in a tie for third place. Overall, the Pack finished the season with a 21-12 record and returned to the NCAA Tournament.

Keatts’ first squad served notice of its penchant for taking down ranked foes in November when the Pack defeated second-ranked Arizona and eventual number one pick in the NBA Draft Deandre Ayton in the opening round of the Battle for Atlantis. NC State entered ACC play with a 10-3 record and faced another second-ranked foe when Duke came to PNC Arena for the Pack’s ACC opener. Like the Arizona game, the Pack took down the highly ranked Blue Devils, pulling away in the second half for a double-digit win. Five days later, the Pack added another win over a ranked opponent as the Pack held off No. 19 Clemson by one point.

KEATTS YEAR-BY-YEAR AS A HEAD COACH

Year	School	Record	Conf.	Finish	Postseason
2014-15	UNC-Wilmington	18-14	12-6	T-1st	CIT-First Round
2015-16	UNC-Wilmington	25-8	14-4	T-1st	NCAA-First Round
2016-17	UNC-Wilmington	29-6	15-3	1st	NCAA-First Round
2017-18	NC State	21-12	11-7	T-3rd	NCAA-First Round
2018-19	NC State	24-12	9-9	T-8th	NIT-Quarterfinals
Totals	(5 seasons)	117-52	61-29		



At the end of January, NC State secured its third win over a top-10 opponent as the Pack went to Chapel Hill and defeated the Tar Heels in overtime. The Pack's final win over a ranked opponent came at the end of February when NC State dispatched 25th-ranked and eventual Elite 8 team Florida State by 20 points.

Keatts finished the regular season with 21 wins, tying with legendary coach Everett Case (21-4 in 1946-47) for the most regular season wins by a first year head coach in program history. The Pack's 11 ACC wins are the most for a first-year head coach in program history and the best ACC record for the team since the 2012-13 season.

The Pack's tie for third place finish in the ACC is the best regular season finish for the Pack in the ACC since the 2003-04 team finished in second place.

Keatts' first team at NC State set numerous program marks. The Pack set the program and PNC Arena for three-pointers with 19 in the win over Jacksonville in December. The Pack also set the PNC Arena record for points in a game with 116 in the win over Jacksonville. NC State set the PNC Arena record for assists in a game with 31 against South Carolina State and also twice tied the PNC Arena for fewest turnovers in a game with four against Clemson and Louisville.

Keatts came to NC State after three seasons as head coach of UNC-Wilmington. With the Seahawks, Keatts compiled a record of 72-28 (.720) and a 41-13 (.759) mark in Colonial Athletic Association play.

"When we set out to hire our next men's basketball coach, we wanted to identify someone with the pedigree, vision and plan to serve as the architect of NC State basketball," said Yow. "Kevin quickly emerged as the perfect fit in each of these areas. His history of success in building programs, of competing at a championship-level in every stop of his career, his commitment to player development and priority in academics make him a tremendous hire for us. We welcome

Kevin, his wife Georgette, and two sons K.J. and Kaden to the Wolfpack family."

Keatts led the Seahawks to postseason play all three years he was at UNC-Wilmington after taking over a program without a postseason berth in the previous eight seasons. The Seahawks went to the CIT in 2015 before making back-to-back NCAA Tournament appearances in 2016 and 2017. The 2016 NCAA Tournament appearance was the school's first since the 2005-06 campaign.

A native of Lynchburg, Va., he guided the Seahawks to CAA regular season titles all three years in Wilmington and was named CAA Coach of the Year in 2015 and 2016. He was the first coach in conference history to earn Coach of the Year accolades in back-to-back seasons.

The 2016-17 UNC-Wilmington team won a school-record 29 games as the team led the conference and ranked 10th in the nation in scoring heading into the NCAA Tournament, averaging 85.2 points per game.

In 2015-16, the Seahawks were tabbed to finish sixth in the CAA prior to the season, but UNCW tied the then school-record with 25 wins as Keatts piloted the team to its first CAA tournament title since 2006.

Keatts took over a program that finished last in the CAA in 2013-14 and led them to a share of the regular season title for its sixth regular season conference championship in 2014-15.

He came to UNC-Wilmington after three seasons as an assistant coach on Pitino's staff at Louisville and was elevated to associate head coach in January of 2014.

While on staff at Louisville, Keatts and the Cardinals went 96-21 (.821) and Keatts helped the Cardinals compile two straight top-10 recruiting classes en route to a pair of Big East Conference championships and NCAA Final Four appearances in 2012 and 2013.

In July 2013, after surveying more than 200 collegiate coaches, ESPN.com named him the third most respected/feared assistant coach in the nation.

Prior to arriving at Louisville, Keatts served as the head coach at Hargrave Military Academy in Chatham, Va. In 10 seasons with two separate stints at Hargrave (1999-2001, 2003-2011), he compiled a 263-17 record with two national prep championships (2004, 2008), three runner-up finishes (2005, 2006, 2009) and two other appearances among the final four prep teams (2007, 2010).

Keatts, who was inducted into Hargrave's Hall of Fame in 2011, won his second national prep title in 2008 with an unblemished 29-0 record – the school's first undefeated season. His teams lost one or fewer games six times.

Hargrave produced 103 players who signed NCAA Division I men's basketball scholarships during his 10 seasons and 18 others played on the NCAA Division II level.

He has coached nine players at the prep level who have reached the NBA, including Joe Alexander, Jordan Crawford, Josh Howard, Vernon Macklin, Mike Scott, Marreese Speights, Sam Young, David West and Korleone Young.

Keatts has also had stops as an assistant coach at Marshall and Southwestern Michigan College. He worked for two seasons at Marshall from 2001-03 and assisted with the program at Southwestern Michigan in Dowagiac, Mich., during the 1996-97 campaign.

He was a two-sport standout in football and basketball at Heritage High School in Lynchburg, Va., and went on to play four seasons of basketball as a point guard at Ferrum (Va.) College. He later earned his Bachelor's Degree while at Marshall.

Keatts and his wife Georgette, have two sons, K.J. and Kaden.



Keatts led the Pack to 21 wins in his inaugural season with the Pack, tying with legendary coach Everett Case for the most regular season wins in a debut season at NC State.



/// KEATTS YEAR-BY-YEAR

2018-19 (NC STATE)

24-12 overall, 9-9 ACC (t-8th)

11/6/18	MOUNT ST. MARY'S	W, 105-55
11/10/18	MD-EASTERN SHORE	W, 95-49
11/13/18	UNC ASHEVILLE	W, 100-49
11/17/18	MAINE	W, 82-63
11/20/18	SAINT PETER'S	W, 85-57
11/24/18	MERCER	W, 78-74
11/27/18	at Wisconsin (NR, 22)	L, 75-79
12/1/18	vs. Vanderbilt	W, 80-65
12/5/18	WESTERN CAROLINA	W, 100-67
12/15/18	vs. Penn State	W, 89-78
12/19/18	AUBURN (NR, 7)	W, 78-71
12/22/18	USC UPSTATE	W, 98-71
12/28/18	LOYOLA MD. (20, NR)	W, 97-64
1/3/19	at Miami (18, NR)	W, 87-82
1/8/19	NORTH CAROLINA (15, 12)	L, 82-90
1/12/19	PITT (15, NR)	W, 86-80
1/15/19	at Wake Forest (17, NR)	L, 67-71
1/19/19	at Notre Dame (17, NR)	W, 77-73
1/24/19	at Louisville (21, 23)	L, 77-84
1/26/19	CLEMSON (21, NR)	W, 69-67
1/29/19	VIRGINIA* (23, 3)	L, 65-66
2/2/19	VIRGINIA TECH (23, 12)	L, 24-47
2/5/19	at North Carolina (NR, 8)	L, 96-113
2/9/19	at Pitt	W, 79-76
2/13/19	SYRACUSE	W, 73-58
2/16/19	at Duke (NR, 2)	L, 78-94
2/20/19	BOSTON COLLEGE*	W, 89-80
2/24/19	WAKE FOREST	W, 94-74
3/2/19	at Florida State (NR, 18)	L, 73-78
3/6/19	GEORGIA TECH	L, 61-63
3/9/19	at Boston College	W, 73-47
	ACC TOURNAMENT (Charlotte, N.C.)	
3/13/19	vs. Clemson	W, 59-58
3/14/19	vs. Virginia (NR, 2)	L, 56-76
	NIT	
3/19/19	HOFSTRA	W, 84-78
3/24/19	HARVARD	W, 78-77
3/27/19	LIPSCOMB	L, 93-94

2017-18 (NC STATE)

21-12 overall, 11-7 ACC (3rd)

11/10/17	VMI	W, 102-67
11/12/17	CHARLESTON SOUTHERN	W, 78-56
11/14/17	BRYANT	W, 95-72
	BATTLE 4 ATLANTIS	
11/16/17	PRESBYTERIAN	W, 86-68
11/22/17	vs. Arizona (NR, 2)	W, 90-84
11/23/17	vs. Northern Iowa	L, 60-64
11/24/17	vs. Tennessee	L, 58-67
11/29/17	PENN STATE	W, 85-78
12/2/17	SOUTH CAROLINA STATE	W, 103-71
12/9/17	UMKC	W, 88-69
12/16/17	UNCG	L, 76-81
12/19/17	ROBERT MORRIS	W, 81-69
12/22/17	JACKSONVILLE	W, 116-64
12/30/17	at Clemson	L, 62-78
1/3/18	at Notre Dame	L, 58-88
1/6/18	DUKE (NR, 2)	W, 96-85
1/11/18	CLEMSON (NR, 19)	W, 78-77
1/14/18	at Virginia (NR, 3)	L, 51-68
1/18/18	WAKE FOREST	W, 72-63
1/21/18	MIAMI (NR, 25)	L, 81-86
1/24/18	at Pittsburgh	W, 72-68
1/27/18	at North Carolina (NR, 10)*	W, 95-91
2/3/18	NOTRE DAME	W, 76-58
2/7/18	at Virginia Tech	L, 75-85
2/10/18	NORTH CAROLINA	L, 89-96
2/14/18	at Syracuse	W, 74-70
2/17/18	at Wake Forest	W, 90-84
2/20/18	BOSTON COLLEGE	W, 82-66
2/25/18	FLORIDA STATE (NR, 25)	W, 92-72
3/1/18	at Georgia Tech	L, 75-78
3/3/18	LOUISVILLE	W, 76-69
	ACC TOURNAMENT (Brooklyn, N.Y.)	
3/7/18	vs. Boston College	L, 87-91
	NCAA TOURNAMENT (Wichita, Kan.)	
3/15/18	vs. Seton Hall	L, 83-94

2016-17 (UNCW)

29-6 overall, 15-3 CAA (1st)

11/11/16	Claffin	W, 110-64
11/14/16	at Eastern Kentucky *	W, 78-69
11/20/16	East Tennessee State	W, 68-59
	CHALLENGE IN MUSIC CITY	
11/25/16	vs. Middle Tennessee	L, 63-68
11/26/16	vs. Evansville	W, 65-62
11/27/16	vs. Toledo	W, 102-77
11/30/16	at Western Michigan	W, 97-92
12/3/16	Pfeiffer	W, 126-113
12/10/16	at St. Bonaventure	W, 81-80
12/14/16	at Campbell	W, 96-75
12/17/16	Radford	W, 100-64
12/20/16	East Carolina	W, 81-71
12/28/16	at Clemson	L, 73-87
12/31/16	at Towson	W, 76-67
1/2/17	Elon	W, 79-63
1/5/17	at Drexel	W, 90-72
1/7/17	at Delaware	W, 91-81
1/12/17	William & Mary	W, 101-77
1/14/17	Hofstra	W, 84-76
1/19/17	at College of Charleston	W, 65-59
1/21/17	Drexel	W, 87-74
1/28/17	at James Madison	W, 87-76
1/28/17	at William & Mary	L, 78-96
2/2/17	College of Charleston	L, 66-67
2/4/17	Delaware	W, 108-80
2/9/17	James Madison	W, 88-73
2/11/17	at Elon	L, 76-77
2/16/17	at Northeastern	W, 66-65
2/18/17	at Hofstra	W, 83-76
2/23/17	Towson	W, 83-78
2/25/17	Northeastern	W, 74-65
	CAA TOURNAMENT (North Charleston, S.C.)	
3/4/17	vs. Delaware	W, 91-82
3/5/17	vs. William & Mary	W, 105-94
3/6/17	vs. College of Charleston	W, 78-69
	NCAA TOURNAMENT (North Charleston, S.C.)	
3/16/17	vs. Virginia (NR, 24)	L, 71-76

2015-16 (UNCW)

25-8 overall, 14-4 CAA (t-1st)

11/13/15	Milligan	W, 100-62
11/16/15	Eastern Kentucky	W, 78-59
11/21/15	Western Michigan	W, 80-76
11/28/15	at East Tennessee State	W, 94-73
12/2/15	Coker	W, 93-73
12/12/15	at Georgetown	L, 82-87
12/16/15	at East Carolina	L, 73-78
12/19/15	at Radford	L, 67-69
	BILLY MINARDI CLASSIC	
12/22/15	vs. Utah Valley	W, 102-77
12/23/15	vs. UMKC	W, 76-56
12/28/15	Campbell	W, 106-83
12/31/15	Drexel	W, 75-63
1/2/16	Northeastern	L, 63-65
1/7/16	at Towson	L, 60-76
1/9/16	at Delaware	W, 85-67
1/14/16	at Elon	W, 91-82
1/16/16	William & Mary *	W, 97-94
1/21/16	Delaware	W, 79-70
1/24/16	at Drexel	W, 77-71
1/28/16	at James Madison	W, 78-73
1/30/16	College of Charleston	W, 66-55
2/4/16	at Hofstra	W, 70-67
2/6/16	at Northeastern	W, 90-73
2/11/16	Elon	W, 86-82
2/13/16	James Madison	W, 78-68
2/18/16	at William & Mary	L, 69-87
2/20/16	at College of Charleston *	W, 59-55
2/25/16	Hofstra	L, 69-70
2/27/16	Towson	W, 74-68
	CAA TOURNAMENT (Baltimore, Md.)	
3/5/16	vs. College of Charleston	W, 66-64
3/6/16	vs. Northeastern	W, 73-70
3/7/16	vs. Hofstra *	W, 80-73
	NCAA TOURNAMENT (Providence, R.I.)	
3/17/16	vs. Duke (NR, 19)	L, 85-93

2014-15 (UNCW)

18-14 overall, 12-6 CAA (t-1st)

11/15/14	at Old Dominion	L, 56-76
11/18/14	at UNC Greensboro	W, 84-72
11/22/14	at VMI	W, 110-93
11/29/14	at Davidson	L, 49-72
12/3/14	St. Andrews	W, 105-47
12/14/14	at Louisville (NR, 4)	W, 57-68
12/17/14	Liberty *	W, 73-70
12/20/14	East Carolina	W, 66-54
12/23/14	at Campbell	L, 63-69
12/27/14	at Minnesota	L, 82-108
12/30/14	at Ohio	L, 53-72
1/3/15	Hofstra	L, 56-68
1/5/15	at Northeastern	W, 75-68
1/8/15	Delaware *	W, 74-73
1/10/15	Drexel	W, 64-57
1/14/15	at William & Mary	L, 72-76
1/17/15	at Hofstra	W, 79-74
1/21/15	at College of Charleston *	W, 58-56
1/24/15	Towson	W, 69-65
1/28/15	Elon	W, 82-65
1/31/15	at Drexel	L, 76-85
2/4/15	at James Madison	W, 77-65
2/7/15	William & Mary	L, 53-56
2/11/15	College of Charleston	W, 58-45
2/14/15	Northeastern	W, 66-61
2/19/15	at Delaware	L, 59-70
2/21/15	at Towson	W, 73-69
2/25/15	James Madison	W, 74-54
2/28/15	at Elon	L, 55-74
	CAA TOURNAMENT (Baltimore, Md.)	
3/7/15	vs. College of Charleston	W, 79-53
3/8/15	vs. Northeastern	L, 71-78
	CIT	
3/18/15	at Sam Houston State	L, 71-87



JAMES JOHNSON

ASSISTANT COACH

3RD YEAR AT NC STATE / FERRUM COLLEGE '93

James Johnson enters his third season on staff at NC State.

Johnson was the first hire head coach Kevin Keatts made after taking over the program in March 2017.

No stranger to each other, Johnson and Keatts were teammates for two seasons at Ferrum College in Ferrum, Va., from 1991-93.

An experienced coach, Johnson has made his mark on the NC State program. In his first year, he helped transform Omer Yurtseven into an All-ACC player as the big man almost tripled his scoring output from the season before, while also improving his field goal percentage by more than 12 percent and making significant increases in rebounding and blocked shots.

In his second season, Johnson helped the Pack have a +4.3 rebounding margin, the program's best mark since the 2011-12 season and he helped develop sophomore forward DJ Funderburk into one of the best shooting big men in the league as Funderburk shot 55 percent from the field.

Johnson comes to the Wolfpack after two years as the Director of Basketball Operations for Jim Larranaga's program at Miami.

Johnson was the head coach of Virginia Tech for two seasons from 2012-2014.

His first Virginia Tech squad saw senior guard Erick Green become the first Hokie to be named Atlantic Coast Conference Player of the Year and lead the nation in scoring. Green would go on to be selected in the second round of the NBA Draft by the Utah Jazz.

Prior to serving as head coach, Johnson spent the previous five seasons on the basketball staff at Virginia Tech. He was the assistant coach from 2007-2011 and was promoted to associate head coach for the 2011-12 season. Virginia Tech had a record of 103-67 while Johnson was an assistant coach on head coach Seth Greenberg's staff.

Johnson joined Virginia Tech after two seasons with Larranaga at George Mason. The Patriots went a combined 45-23 in his two seasons and advanced to the 2006 NCAA Final Four before falling to eventual national champion Florida.

Prior to GMU, Johnson spent two seasons as an assistant coach at Penn State, one year at College of Charleston, two seasons at Elon and three years at Old Dominion. In 2001, Rivals.com named Johnson one of the Top 20 Assistant Coaches at Mid-Major Division I College Basketball.

He spent 1995-96 at Longwood College as an assistant, and after one season moved onto Hargrave Military Academy where he spent one season working with the post-graduate team. He left Hargrave in 1997 to join the staff at Old Dominion.

A native of Powhatan, Va., Johnson was a four-year player and three-year starter at Ferrum College. A three-time conference defensive player of the year, he helped guide his team to two conference championships and a berth in the NCAA Division III Tournament. He was also voted his team's most valuable player in 1993 and in 2001 was selected as one of the Top 10 players in Ferrum basketball history. In September of 2009, Johnson was elected into the Ferrum College Athletic Hall of Fame.

After graduating from Ferrum with a bachelor of science in psychology in 1993, he immediately stepped into the coaching ranks at his alma mater and served as an assistant for two seasons. Johnson helped guide the Panthers to a regular-season conference title.

Johnson is a member of the National Association of Basketball Coaches (NABC). He was a squad leader in the Army National Guard from 1989-91.



THE JOHNSON FILE

COACHING EXPERIENCE

Head Coach

Virginia Tech (2012-14)
Record: 22-41

Assistant Coach

NC State (2017-pres.)
Miami *DOBO (2015-17)
Virginia Tech (2007-12)
George Mason (2005-07)
Penn State (2003-05)
College of Charleston (2002-03)
Elon (2000-02)
Old Dominion (1997-2000)
Hargrave Military Academy (1996-97)
Longwood (1995-96)

POSTSEASON APPEARANCES

NC State

2019 NIT (Quarterfinals)

2018 NCAA Tournament (1st Rd.)

Miami

2017 NCAA Tournament (1st Rd.)

2016 NCAA Tournament (Sweet 16)

Virginia Tech

2011 NIT (2nd Rd.)

2010 NIT (Quarterfinals)

2009 NIT (2nd Rd.)

2008 NIT (Quarterfinals)

George Mason

2006 NCAA Tournament (Final Four)

College of Charleston
2003 NIT (2nd Rd.)

Old Dominion
1999 NIT (2nd Rd.)



TAKAYO SIDDLER

ASSISTANT COACH

3rd YEAR AT NC STATE / GARDNER-WEBB '09

Takayo Siddle joined NC State as an assistant coach in March of 2017.

Siddle is no stranger to Keatts as he played for him at Hargrave Military Academy and was an assistant coach under him at Hargrave as well.

Siddle has now been an assistant coach under Keatts for all six seasons Keatts has been a DI head coach.

Working with the guards, Siddle has helped develop one of the best offensive attacks in the ACC. NC State has averaged over 80 points per game in both seasons Siddle has been with the Pack. Prior to the last two seasons, the last NC State team to average over 80 points per game in a season was the 1995-96 team.

The Pack has been prolific from long-range the last two season. In 2018-19, NC State hit 292 three-pointers, the second-most in program history. The 2017-18 NC State team set a program record when it hit a 19 three-pointers in a win over Jacksonville.

Siddle has also played a major hand in the individual development of NC State's guards. Markell Johnson led the ACC in assists in Siddle's first season on staff and last season Johnson showed off his improved stroke as he shot 42% from three-point range for the season and is the ACC's top returning three-point field goal percentage shooter for the 2019-20 season.

Junior guard Braxton Beverly has hit 136 three-pointers in his first two seasons, the most of any NC State player in program history through their sophomore season.

Siddle was part of a staff that went 72-28 in three years at UNC-Wilmington as the Seahawks advanced to the postseason all three seasons, including two NCAA tournament appearances.

Siddle joined the UNCW program in the summer of 2014 after spending the previous four seasons as an assistant coach at his alma mater, Gardner-Webb. He was hired as an assistant coach at GWU by first-year head coach, and current Butler head coach, Chris Holtmann, an assistant coach at Gardner-Webb during Siddle's freshman and sophomore years as a Bulldog.

He arrived at GWU in 2010 following one season at Hargrave Military Academy, where Keatts was the head coach for 10 seasons.

In Siddle's year at Hargrave, the Tigers had 12 players sign NCAA Division I scholarships, including five in the ACC, SEC, Big East and Big Ten.

A native of Eden, N.C., Siddle played four seasons for the Bulldogs from 2005-09, appearing in 114 games. He played in 21 games during his freshman year when GWU upset Minnesota and East Carolina on the road and took defending national champion North Carolina to the final buzzer.

In 2006-07, he started all 30 games for Gardner-Webb as a sophomore and averaged a career-best 8.6 points per game with 104 assists.

As a junior in 2007-08, Siddle played in 32 games and helped Gardner-Webb beat No. 20 Kentucky at Rupp Arena and advance to the final four of the 2007 2K Sports College Hoops Classic in Madison Square Garden.

He was a prep standout for Coach John Harder at Morehead High School in Eden, where he averaged 27.0 points, 6.0 assists and 2.0 steals.

Siddle graduated from Gardner-Webb in 2009 with a Bachelor of Science Degree in Sociology.



COACHING EXPERIENCE

Assistant Coach
NC State (2017-Present)
UNC Wilmington (2014-17)
Gardner-Webb (2010-14)
Hargrave Military Academy (2009-10)

THE SIDDLER FILE

POSTSEASON APPEARANCES

NC State
2019 NIT (Quarterfinals)
2018 NCAA Tournament (1st Rd.)

UNC-Wilmington
2017 NCAA Tournament (1st Rd.)
2016 NCAA Tournament (1st Rd.)

2015 CIT (1st Rd.)

Gardner-Webb
2013 CIT (1st Rd.)



ROY ROBERSON

ASSISTANT COACH

2ND YEAR AT NC STATE / LYNCHBURG '92

Roy Roberson is in his second season as an assistant coach at NC State.

Roberson comes to the Wolfpack after spending 12 seasons as the head coach of E.C. Glass High School in Lynchburg, Va.

"I've known Roy for a long time and I'm excited to add him to our basketball staff," said head coach Kevin Keatts. "As a coach, he's won a lot of games, but it is his passion for his players and program that has always impressed me. He has a great energy and knowledge of the game and will be a great teacher and mentor for our student-athletes."

In his first season with the Pack, Roberson helped guide the Pack to 24 wins as NC State set a program record for points scored in a season and also had its best rebounding margin in eight seasons.

Roberson took over an E.C. Glass program that hadn't won a district game in three seasons and immediately brought the program back to relevance. After righting the ship, Roberson led the program to its first regional berth since 1995 in the 2009-10 season. In 2010-11, E.C. Glass won the Seminole District Championship and Region III – Division 4 Championship as Roberson was named the Seminole District Coach of the Year, Region III Coach of the Year and The News and Advance Area Coach of the Year. Two years later, Roberson again won Seminole District Coach of the Year honors as E.C. Glass advanced to the state semifinals. After the season, Roberson was a coach in the Virginia High School Coaches Association (VHSCA) All-Star game. In 2014-15, Roberson led E.C. Glass to a school-record 26 wins as he earned District, Conference and Region Coach of the Year honors. In 2017-18, E.C. Glass went 21-6 as Roberson garnered District and Region Coach of the Year honors.

After taking over a program that had gone three years without winning a district game, Roberson led E.C. Glass to an 80-20 district record over the last eight seasons as his teams advanced to two final fours and two final eight appearances and he had

players receive All-District recognition 33 times.

Prior to taking over the E.C. Glass program, Roberson was the head coach at Holy Cross for three seasons. He finished with a 57-28 record in three seasons at Holy Cross, including leading the program to a VISBA Division III State Championship in 2005. Roberson was named The News and Advance Area Coach of the Year, as well as VISBBA State Coach of the Year.

Roberson got his start in coaching as a three-year assistant coach at E.C. Glass from 1998-2001. He was the interim head coach for the 2001-02 season before spending one season as an assistant coach at Lynchburg College for the 2002-03 season.

A four-year letterman at Lynchburg College, Roberson finished his career with 1,169 points and graduated with a bachelor's degree in Accounting in 1992. He opened his own business, Roberson Financial Services, in 1995 and has earned the CLU™, ChFC™, and CASL™ designations through the American College in Bryn Mawr, PA.

Roberson and his wife have two daughters.



COACHING EXPERIENCE

Head Coach

E.C. Glass High School (2007-18)
Holy Cross Regional School (2003-06)

Assistant Coach

Lynchburg College (2002-03)
E.C. Glass High School (1998-01)



PREVIOUS EXPERIENCE

NC State (Director of Basketball Operations) 2019-pres.
NC State (Director of Scouting/Quality Control) 2017-19
UNC-Wilmington (Dir. of Basketball Operations) 2016-17
UNC-Wilmington (Video Coordinator) 2014-16
Louisville (Student Manager) 2010-14

TRAVIS HACKERT

DIRECTOR OF BASKETBALL OPERATIONS
3RD YEAR AT NC STATE / LOUISVILLE '14

Hackert is in his third season on the NC State men's basketball staff and his first as Director of Basketball Operations.

Hackert joined the NC State basketball staff after spending three seasons on Keatts' staff at UNC-Wilmington.

Hackert initially joined the Seahawks as the program's video coordinator for the 2014-15 and 2015-16 seasons.

This is Hackert's second stint as Director of Basketball Operations on Keatts' staff. He was previously a Director of Basketball Operations at UNCW in the 2016-17 season.

A native of Ludington, Mich., Hackert was a student manager at the University of Louisville from 2010-14 and was the head manager for the 2013-14 season.

He was responsible for filming and editing Cardinal practices and games, along with editing game film for opponent scouting. During Hackert's time at Louisville, the Cardinals made four NCAA

appearances, won three conference tournament titles, appeared in two Final Fours, and won the NCAA National Championship in 2013.

Hackert earned his Bachelor's Degree in Finance from Louisville in May of 2014.

Hackert and his wife, Ali, have two sons, Grady and Griffin.



PREVIOUS EXPERIENCE

NC State (Director of Basketball Operations) 2017-Pres.
Louisville (Director of Academic Services) 2012-17
Louisville (Asst. Director of Academic Services) 2005-12
Iowa State (Academic Counselor) 2004-05
Arizona (Academic Counselor) 2001-04
Maine (Academic Counselor) 2000-01

ANTHONY WRIGHT

DIRECTOR OF PLAYER PERSONNEL
3RD YEAR AT NC STATE / MAINE '99

The 2019-20 season marks Wright's third season on Kevin Keatts' staff at NC State.

Wright joined the NC State basketball staff after an eight-year stint at the University of Louisville with the men's basketball program.

Keatts was an assistant coach for Louisville for three seasons from 2011-14 and worked with Wright during that span.

During his final six seasons at Louisville, Wright oversaw the academic support for the Cardinals' men's basketball team as Director of Academic Services. Wright helped guide the Cardinals to earning nearly a 3.0 GPA for six straight semesters and the Cardinals won the 2010-11 BIG EAST Team Academic Excellence Award in posting the highest collective GPA among men's basketball teams.

A native of Scotch Plains, N.J., Wright previously worked with the men's basketball teams at Arizona (2001-04) and Iowa State (2004-05).

Wright was a two-time All-American wide receiver at Maine. He holds school records in single season

receptions (88), yards (1,169) and catches in a game (17). He is the only receiver in Maine history to have two back-to-back 1,000 yard seasons.

Wright earned a bachelor's degree in history from Maine in 1999. He earned a master's degree in Special Education from Louisville in 2008.



HUNTER HENDERSON

DIRECTOR OF SCOUTING/QUALITY CONTROL
3RD YEAR AT NC STATE / NC STATE '16

Henderson enters his third season back with NC State. His duties include preparing scouting reports for opponents, video breakdowns for the Wolfpack and opponents, and recruiting videos.

Henderson spent one season at UNC-Wilmington as the men's basketball video coordinator. Henderson played an integral role scouting opponents during the Seahawks run to win the CAA regular season and tournament championship advancing to the NCAA tournament. The Seahawks finished the season 29-6.

Henderson was a student manager for three years with the Wolfpack and was promoted to head manager in May of 2015. The Wolfpack advanced to the Sweet 16 in 2015, after reaching the ACC quarterfinal and advancing to the second round of the NCAA Tournament in 2014. He worked as the Pack's assistant video coordinator in 2015-16, assisting the Wolfpack coaching staff with video for scouting opponents.

Henderson began his coaching career as an assistant coach at Coastal Christian while attending Cape Fear Community College before

transferring to NC State.

Henderson graduated from NC State in May of 2016 with a degree in Sport Management.

PREVIOUS EXPERIENCE

NC State (Director of Scouting/Quality Control) 2019-pres.
NC State (Director of Multimedia Services) 2017-19
UNC-Wilmington (Video Coordinator) 2016-17
NC State (Student Manager) 2013-16



BILLY O'MEARA

VIDEO COORDINATOR
1ST YEAR AT NC STATE / LOUISVILLE '11

O'Meara is in his first season as a member of the NC State men's basketball staff.

O'Meara joins the Pack after five season as video coordinator at the University of Minnesota.

O'Meara came to the Twin Cities from the University of Florida, where he served as assistant video coordinator from 2011-2014. In that role, O'Meara was responsible for filming and editing UF practices and games, along with preparing scouting edits for upcoming opponents. He created all team and recruiting highlight films, along with coordinating film exchange and assisting with scouting reports and future game scheduling.

Prior to his time in Gainesville, O'Meara served as a four year student manager at his alma mater, the University of Louisville. He has also gained significant experience as a staff member for a number of summer college basketball camps.

O'Meara earned his bachelor's degree in sport administration from Louisville in May 2011.

He resides in Cary with his wife, Ali.

PREVIOUS EXPERIENCE

NC State (Video Coordinator) 2019-Pres.
Minnesota (Video Coordinator) 2014-19
Florida (Assistant Video Coordinator) 2011-14
Louisville (Student Manager) 2007-11



PREVIOUS EXPERIENCE

NC State (Strength & Conditioning Coach) 2017-Pres.
UNC-Wilmington (Head Strength & Conditioning Coach) 2007-17
UNC-Wilmington (Asst. Strength & Conditioning Coach) 2004-07

PAT MURPHY

STRENGTH & CONDITIONING COACH
3RD YEAR AT NC STATE / UNC-WILMINGTON '04

Murphy comes to NC State after working at UNC-Wilmington for 13 years.

The former UNCW baseball player spent three years as an aide in the strength and conditioning program before being promoted to Head Strength & Conditioning Coach in September of 2007.

The native of Goldsboro, N.C, moved into the strength and conditioning field after graduation and became a C.S.C.S. through the National Strength and Conditioning Association (NSCA). During his time at UNCW, Murphy oversaw the strength, speed, agility, power, balance and conditioning for all 19 Varsity sports. Murphy designed and implemented year-round, sport specific training plans to pave the road to each student-athlete's individual training goals and successes.

In Murphy's time with the program, Seahawk Strength sponsored 10 NSCA All-Americans and UNCW won 32 conference championships.

Murphy was a catcher for UNCW's baseball team and helped the Seahawks win the 2004 Colonial Athletic Association championship and reach

back-to-back NCAA Regionals in 2003 and 2004.

He appeared in 101 games during his four-year career with the Seahawks from 2001-04.

Murphy earned his Bachelor of Science Degree in Marketing from UNCW's Cameron School of Business in 2004.

Murphy and his wife, Brittany, have a daughter, Carmon, and a son, Drew.



PREVIOUS EXPERIENCE

NC State (Assistant Athletic Trainer) 2019-Pres.
Nevada (Assistant Director of Sports Medicine) 2017-19
Chicago Bears (Seasonal Athletic Trainer) 2016
Michigan State (Athletic Trainer - Football) 2015
Morgan State (Interim Head FB Athletic Trainer) 2014

RON COOPER

ASSISTANT ATHLETIC TRAINER
1ST YEAR AT NC STATE / DAEMEN COLLEGE '13

Cooper is in his first season as athletic trainer for the NC State men's basketball team.

He comes to Raleigh after two seasons at the University of Nevada as athletic trainer for the men's basketball and women's swimming & diving teams. Cooper was responsible for all health care aspects of both men's basketball and women's swimming & diving teams. He also oversaw the sports medicine department inventory and was in charge of new product research.

Cooper came to the Wolf Pack from the NFL's Chicago Bears where he worked as a seasonal athletic trainer.

While with the Bears, Cooper assisted with daily rehabilitation of the players. Additional duties included traveling with players to meet with specialty physicians, organization and coordination of athletic training equipment supplies, and supervision of summer training camp interns.

Prior to his time in the NFL he worked as an intern athletic trainer at Michigan State University

with the Spartan football team. While at MSU he performed daily rehabilitation, supervised undergraduate athletic training students in the MSU athletic training education program, served as a liaison between the athletes and physicians, documented injuries, scheduled physician appointments, and established post-concussion balance measurements.

Cooper also spent time at Morgan State University in Baltimore, Md. working as the interim head football athletic trainer for the football and men's basketball teams. He coordinated and handled all the athletic training needs of both teams in his time at MSU.

The Rochester, N.Y. native earned his bachelor's degree in health and fitness training from Daemen College in Amherst, N.Y. in 2013 and later his master's degree in athletic training in 2014. He also holds additional certifications through the National Academy of Sports Medicine as a Performance Enhancement Specialist and a Corrective Exercise Specialist.



PATRICK HART
Assistant Director of
Creative Media



RYAN HEATH
Graduate Manager



SAM HUNT
Graduate Manager



CRAIG PONDER
Graduate Manager



DAWN WINTERS
Exec. Assistant to the Head
Coach



MAGGIE BURGE
Director of Basketball
Administration



KIRK BROWN
Equipment Manager



JARID LONG
Assistant Sports Nutritionist



Head Coach Kevin Keatts and 2019-20 Basketball Managers

From (L-to-R): Josh Roberts, Austin Parker, Wes Manning, Bryce Davis, Gabe Gonnella, Kevin Keatts, Benjamin Williams, Caleb Kleven, Terence Greene, Sergio Rosales, Tanner Benton, Carl Dean.



DR. RANDY WOODSON

Dr. Randy Woodson was appointed the 14th chancellor of North Carolina State University on April 1, 2010. He brought to NC State more than 25 years of experience as an internationally renowned plant scientist and academic leader.

Under his leadership, NC State has built upon its reputation as a preeminent research institution. It is a time marked by many transformative changes – The opening of the James B. Hunt Jr. Library on Centennial Campus, the launch of the College of Sciences and the completion of the Lonnie Poole Golf Course. Woodson also guided the university in securing leadership roles in ground breaking research projects like the Next Generation Power Electronics National Manufacturing Innovation Institute, the Laboratory for Analytical Sciences, the Future Renewable Electric Energy Delivery and Management Systems Center and the Nanosystems Engineering Research Center.

Even in the face of unprecedented financial challenges, these advances were made possible thanks to Woodson's Strategic Plan and the accompanying Strategic Resource Management initiative, which aligned the university for greater effectiveness, efficiency and most importantly, greater student success.

At NC State, Woodson has solidified the spirit of the Land Grant university and its hallmarks of commitment and service, and spearheaded efforts to increase college access. As the landscape of funding for public universities

continues to change, NC State consistently ranks in the Top 5 best values among public universities in the U.S., according to publications like the Wall Street Journal and the Princeton Review.

During his tenure, Woodson has overseen two of the largest private gifts in university history. Additionally, the university's endowment nearly doubled and currently stands at \$900 million.

Woodson arrived at NC State from Purdue University, where he served as executive vice president for academic affairs and provost. He also served as the Glenn W. Sample Dean of Agriculture, associate dean of agriculture and director of the Office of Agricultural Research Programs at Purdue.

Woodson grew up in Fordyce, Arkansas and attended the University of Arkansas, receiving a B.S. in Horticulture. He received his M.S. and Ph.D. in Plant Physiology from Cornell University. He joined the Louisiana State University faculty in 1983, moving to Purdue University as an Assistant Professor of Horticulture in 1985. Prior to his administrative appointments, Woodson also served as head of the Department of Horticulture and Landscape Architecture at Purdue and was a visiting scholar at the École Nationale Supérieure Agronomique de Toulouse in France.

Over his decades-long career in higher education, Dr. Woodson has contributed a substantial body of knowledge to the field of plant science, which has been published in over 100 journal articles and book chapters. His research has covered topics such as plant genetics, molecular biology, biotechnology and sustainable bioproducts development, spanning the gap between the detailed science of plant physiology and the practical application of this knowledge in the field of horticulture. His research has been featured in stories published in BusinessWeek, The Futurist and Discover.

Woodson has received a number of professional honors during his career, including the Purdue University Agriculture Research Award, the American Society for Horticultural Science Outstanding Researcher Career Award and the Sagamore of the Wabash Award, the highest award presented by the governor of Indiana for service. He is a fellow of the American Society for Horticultural Science.

He and his wife Susan, an accomplished artist, have three adult children: Samantha, a librarian at Central Carolina Community College; Patrick, an agricultural engineer at the Research Triangle Institute; and Chloe, a care provider and educator in the TEACCH Autism Program at UNC-CH. The Woodsons have one granddaughter.





BOO CORRIGAN

Boo Corrigan was selected by Chancellor Randy Woodson as NC State Director of Athletics on January 29, 2019 and began his tenure in Raleigh on April 30, 2019.

Corrigan arrived at NC State after eight years as director of athletics at West Point. Under his leadership, Army excelled in competition but also surpassed ambitious fundraising goals, upgraded several facilities, added three varsity sports and created a new brand identity, all while cadet-athletes raised the bar academically. He was named a 2017 Athletic Director of the Year by the National Association of Collegiate Directors of Athletics.

At NC State, Corrigan leads a program that

includes 23 teams, revenue of about \$86 million and more than 200 full-time employees.

“I am honored to be selected by Chancellor Woodson to lead NC State Athletics, and my family and I are thrilled to be part of the Wolfpack,” said Corrigan. “NC State is a special institution with a long, proud athletic history and an incredible fan base. I’m excited to work with the university’s outstanding coaches, talented student-athletes and dedicated staff to build on the strong foundation developed over the last several years and look forward to moving NC State to even higher levels in all aspects of the student-athlete experience.”

Corrigan presided over one of the most successful eras in Army’s history, setting milestones and records in competition and in the classroom. He oversaw a program that claimed 20 Patriot League regular season or tournament championships and that sent 14 teams to the NCAA postseason. A total of 80 cadets earned a major award from their conference during his tenure.

Meanwhile, Army boasted 16 Academic All-Americans, including eight first-team selections. Since the start of the 2011-12 season, Army had nine Patriot League Scholar-Athletes of the Year.

Corrigan oversaw an unprecedented increase in athletic fundraising during his time at West

Point. Through his guidance the Army A Club experienced a 30 percent increase in membership while increasing the total money raised annually by 200 percent from \$2.5 million to approximately \$7.5 million. Corrigan also led significant growth of the Athletic Department’s endowments establishing 16 new funds, more than doubling the number of endowments, and growing the department’s total endowment funds by more than \$18 million in his tenure. In addition, Corrigan raised more than \$35 million in support of new and renovated facilities.

Throughout his career, Corrigan has placed a consistent emphasis on student-athlete wellness, prioritizing mental health and social-media training.

Corrigan is no stranger to the Atlantic Coast Conference. Before joining Army, Corrigan worked for three years in the athletic department at Duke, serving as senior associate athletic director for external affairs. He also served as assistant director of marketing at Florida State University from 1992 to 1996.

Corrigan also served five years as associate athletic director for marketing at the University of Notre Dame and three years as associate athletic director for marketing at the U.S. Naval Academy.

Corrigan spent much of his youth in Charlottesville while his father, Gene, served as Virginia’s athletic director from 1971-81. Gene Corrigan was later athletics director at Notre Dame and commissioner of the ACC.

Corrigan is married to the former Kristen Aceto, a field hockey and lacrosse player at the University of Virginia, who also earned a master’s degree from the school. The couple have three children, Finley (17), Tre (15) and Brian (14).

Corrigan received his bachelor’s degree in economics from the University of Notre Dame in 1990 and earned a master’s degree in education from Virginia Commonwealth University in 2013.





2018-19 REVIEW





**2018-19 NC State Basketball
NC State Combined Team Statistics (FINAL)
All games**



RECORD:	OVERALL	HOME	AWAY	NEUTRAL
ALL GAMES	24-12	17-5	4-6	3-1
CONFERENCE	9-9	5-4	4-5	0-0
NON-CONFERENCE	15-3	12-1	0-1	3-1

#	Player	gp-gs	min	Total		3-Point		F-Throw		Rebounds				pf	dq	a	to	blk	stl	pts	avg	
				fg-fga	fg%	3fg-fga	3fg%	ft-fa	ft%	off	def	tot	avg									
02	DORN, Torin	36-35	1027	28.5	209-434	.482	23-76	.303	63-107	.589	80	180	260	7.2	50	0	45	52	9	36	504	14.0
11	JOHNSON, Markell	33-30	836	25.3	144-295	.488	68-161	.422	59-79	.747	23	64	87	2.6	68	0	139	72	6	35	415	12.6
13	BRYCE, CJ	36-35	979	27.2	155-331	.468	38-110	.345	68-90	.756	57	110	167	4.6	62	1	63	53	15	40	416	11.6
10	BEVERLY, Braxton	35-29	1034	29.5	107-295	.363	76-219	.347	39-54	.722	8	50	58	1.7	68	0	88	41	1	30	329	9.4
24	DANIELS, Devon	36-13	846	23.5	128-313	.409	37-119	.311	41-62	.661	30	127	157	4.4	83	0	56	66	22	32	334	9.3
00	FUNDERBURK, DJ	36-1	716	19.9	107-194	.552	7-26	.269	95-121	.785	75	77	152	4.2	105	6	16	36	38	19	316	8.8
04	HELLEMS, Jericole	36-0	491	13.6	71-184	.386	22-69	.319	27-36	.750	34	57	91	2.5	66	1	24	36	10	13	191	5.3
33	WALKER, Wyatt	36-35	644	17.9	68-117	.581	2-5	.400	34-51	.667	66	95	161	4.5	107	1	30	39	33	16	172	4.8
05	LOCKETT, Eric	25-2	387	15.5	42-88	.477	11-26	.423	14-23	.609	30	43	73	2.9	39	0	31	18	4	14	109	4.4
21	STEERE, Ian	1-0	5	5.0	2-2	1.000	0-0	.000	0-0	.000	0	4	4	4.0	0	0	1	0	0	0	4	4.0
55	HARRIS, Blake	30-0	285	9.5	28-66	.424	8-19	.421	28-38	.737	7	32	39	1.3	43	1	46	30	0	22	92	3.1
Team											78	60	138				6					
Total.....		36	7250		1061-2319	.458	292-830	.352	468-661	.708	488	899	1387	38.5	691	10	539	449	138	257	2882	80.1
Opponents.....		36	7250		898-2037	.441	216-699	.309	556-790	.704	363	869	1232	34.2	628	-	468	560	151	224	2568	71.3

TEAM STATISTICS	ST	OPP	Date	Opponent	Score	Att.		
SCORING	2882	2568	11/06/18	MOUNT ST. MARY'S	w 105-55	13632		
Points per game	80.1	71.3	11/10/18	MARYLAND EASTERN SHORE	w 95-49	13586		
Scoring margin	+8.7	-	11/13/18	UNC ASHEVILLE	w 100-49	13620		
FIELD GOALS-ATT	1061-2319	898-2037	11/17/18	MAINE	w 82-63	13290		
Field goal pct	.458	.441	11/20/18	SAINT PETER'S	w 85-57	13308		
3 POINT FG-ATT	292-830	216-699	11/24/18	MERCER	w 78-74	12828		
3-point FG pct	.352	.309	11/27/18	at Wisconsin	L 75-79	17012		
3-pt FG made per game	8.1	6.0	12/01/18	vs Vanderbilt	w 80-65	5749		
FREE THROWS-ATT	468-661	556-790	12/05/18	WESTERN CAROLINA	w 100-67	5500		
Free throw pct	.708	.704	12/15/18	vs Penn State	w 89-78	5456		
F-Throws made per game	13.0	15.4	12/19/18	AUBURN	w 78-71	17793		
REBOUNDS	1387	1232	12/22/18	USC UPSTATE	w 98-71	14877		
Rebounds per game	38.5	34.2	12/28/18	LOYOLA MARYLAND	w 97-64	15098		
Rebounding margin	+4.3	-	* 01/03/19	at Miami (FL)	w 87-82	6983		
ASSISTS	539	468	* 01/08/19	NORTH CAROLINA	L 82-90	19500		
Assists per game	15.0	13.0	* 01/12/19	PITT	w 86-80	17695		
TURNOVERS	449	560	* 01/15/19	at Wake Forest	L 67-71	10157		
Turnovers per game	12.5	15.6	* 01/19/19	at Notre Dame	w 77-73	8709		
Turnover margin	+3.1	-	* 01/24/19	at Louisville	L 77-84	16322		
Assist/turnover ratio	1.2	0.8	* 01/26/19	CLEMSON	w 69-67	18180		
STEALS	257	224	* 01/29/19	VIRGINIA	Lot 65-66	18211		
Steals per game	7.1	6.2	* 02/02/19	VIRGINIA TECH	L 24-47	19500		
BLOCKS	138	151	* 02/05/19	at North Carolina	L 96-113	21124		
Blocks per game	3.8	4.2	* 02/09/19	at Pitt	w 79-76	8950		
ATTENDANCE	305744	166425	* 02/13/19	SYRACUSE	w 73-58	16335		
Home games-Avg/Game	22-13897	10-11584	* 02/16/19	at Duke	L 78-94	9314		
Neutral site-Avg/Game	-	4-12647	* 02/20/19	BOSTON COLLEGE	Wot 89-80	14435		
			* 02/24/19	WAKE FOREST	w 94-74	16053		
Score by Periods	1st	2nd	OT	Totals				
NC State	1389	1467	26	2882				
Opponents	1207	1343	18	2568				
					* 03/02/19	at Florida State	L 73-78	9988
					* 03/06/19	GEORGIA TECH	L 61-63	15803
					* 03/09/19	at Boston College	w 73-47	7279
					03/13/19	vs Clemson	w 59-58	19691
					03/14/19	vs Virginia	L 56-76	19691
					03/19/19	HOFSTRA	w 84-78	5500
					03/24/19	HARVARD	w 78-77	5500
					03/27/19	LIPSCOMB	L 93-94	5500

* = Conference game



**2018-19 NC State Basketball
NC State Combined Team Statistics (as of Mar 09, 2019)
Conference games only**



RECORD:	OVERALL	HOME	AWAY	NEUTRAL
ALL GAMES	9-9	5-4	4-5	0-0
CONFERENCE	9-9	5-4	4-5	0-0
NON-CONFERENCE	0-0	0-0	0-0	0-0

#	Player	gp-gs	min	avg	Total		3-Point		F-Throw		Rebounds				pf	dq	a	to	blk	stl	pts	avg			
					fg-fga	fg%	3fg-fga	3fg%	ft-fa	ft%	off	def	tot	avg											
02	DORN, Torin	18-17	544	30.2	97-222	.437	9-41	.220	27-48	.563	43	87	130	7.2	31	0	25	29	7	13	230	12.8			
13	BRYCE, CJ	18-18	518	28.8	80-185	.432	26-71	.366	30-38	.789	24	52	76	4.2	33	1	36	30	6	17	216	12.0			
11	JOHNSON, Markell	15-13	410	27.3	56-134	.418	29-81	.358	26-35	.743	7	37	44	2.9	35	0	65	41	3	19	167	11.1			
10	BEVERLY, Braxton	18-17	599	33.3	62-173	.358	47-132	.356	22-27	.815	7	29	36	2.0	35	0	49	24	0	19	193	10.7			
00	FUNDERBURK, DJ	18-1	396	22.0	55-108	.509	3-15	.200	54-67	.806	44	39	83	4.6	64	5	5	14	22	16	167	9.3			
24	DANIELS, Devon	18-5	424	23.6	64-159	.403	18-56	.321	19-25	.760	18	65	83	4.6	39	0	26	35	12	15	165	9.2			
05	LOCKETT, Eric	10-2	174	17.4	17-44	.386	4-15	.267	5-7	.714	15	15	30	3.0	19	0	10	6	1	8	43	4.3			
04	HELLEMS, Jericole	18-0	232	12.9	27-84	.321	8-31	.258	14-18	.778	18	26	44	2.4	38	1	10	20	4	5	76	4.2			
33	WALKER, Wyatt	18-17	276	15.3	27-52	.519	1-1	1.000	15-24	.625	38	40	78	4.3	51	0	13	16	13	10	70	3.9			
55	HARRIS, Blake	12-0	77	6.4	4-18	.222	2-4	.500	13-16	.813	2	11	13	1.1	8	0	10	5	0	9	23	1.9			
Team											39	28	67												1
Total.....		18	3650		489-1179	.415	147-447	.329	225-305	.738	255	429	684	38.0	353	7	249	221	68	131	1350	75.0			
Opponents.....		18	3650		461-1026	.449	103-332	.310	318-433	.734	195	475	670	37.2	301	-	238	253	86	109	1343	74.6			

TEAM STATISTICS	ST	OPP	Date	Opponent	Score	Att.
SCORING	1350	1343	* 01/03/19	at Miami (FL)	W 87-82	6983
Points per game	75.0	74.6	* 01/08/19	NORTH CAROLINA	L 82-90	19500
Scoring margin	+0.4	-	* 01/12/19	PITT	W 86-80	17695
FIELD GOALS-ATT	489-1179	461-1026	* 01/15/19	at Wake Forest	L 67-71	10157
Field goal pct	.415	.449	* 01/19/19	at Notre Dame	W 77-73	8709
3 POINT FG-ATT	147-447	103-332	* 01/24/19	at Louisville	L 77-84	16322
3-point FG pct	.329	.310	* 01/26/19	CLEMSON	W 69-67	18180
3-pt FG made per game	8.2	5.7	* 01/29/19	VIRGINIA	Lot 65-66	18211
FREE THROWS-ATT	225-305	318-433	* 02/02/19	VIRGINIA TECH	L 24-47	19500
Free throw pct	.738	.734	* 02/05/19	at North Carolina	L 96-113	21124
F-Throws made per game	12.5	17.7	* 02/09/19	at Pitt	W 79-76	8950
REBOUNDS	684	670	* 02/13/19	SYRACUSE	W 73-58	16335
Rebounds per game	38.0	37.2	* 02/16/19	at Duke	L 78-94	9314
Rebounding margin	+0.8	-	* 02/20/19	BOSTON COLLEGE	Wot 89-80	14435
ASSISTS	249	238	* 02/24/19	WAKE FOREST	W 94-74	16053
Assists per game	13.8	13.2	* 03/02/19	at Florida State	L 73-78	9988
TURNOVERS	221	253	* 03/06/19	GEORGIA TECH	L 61-63	15803
Turnovers per game	12.3	14.1	* 03/09/19	at Boston College	W 73-47	7279
Turnover margin	+1.8	-	* = Conference game			
Assist/turnover ratio	1.1	0.9				
STEALS	131	109				
Steals per game	7.3	6.1				
BLOCKS	68	86				
Blocks per game	3.8	4.8				
ATTENDANCE	155712	98826				
Home games-Avg/Game	9-17301	9-10981				
Neutral site-Avg/Game	-	0-0				

Score by Periods	1st	2nd	OT	Totals
NC State	634	690	26	1350
Opponents	647	678	18	1343



NC State's Record When...	
At Home.....	17-5
On the Road.....	4-6
Neutral.....	3-1
OT Game.....	0-0
Day Game.....	11-3
Night Game (after 6 p.m.).....	13-9
Lead at Halftime.....	20-4
Trail at Halftime.....	4-8
Tied at Halftime.....	0-0
Scores 100+ Points.....	3-0
Scores 90+ Points.....	7-2
Scores 80+ Points.....	15-3
Scores 70+ Points.....	22-7
Scores 60+ Points.....	23-10
Scores less than 60 Points.....	1-2
Opponent scores 100+ Points.....	0-1
Opponent scores 90+ Points.....	0-4
Opponent scores 80+ Points.....	3-5
Opponent scores 70+ Points.....	13-9
Opponent scores 60+ Points.....	17-11
Opponent scores less than 60 Points.....	7-1
Games decided by 1 point.....	2-2
Games decided by 5 points or less.....	6-6
Games decided by 6-9 points.....	4-2
Games decided by 10-19 points.....	4-2
Games decided by more than 20 points.....	9-2
Leads with 5 minutes to play.....	22-2
Trails with 5 minutes to play.....	2-10
Tied with 5 minutes to play.....	0-0
Shoots 50% or better.....	9-3
Shoots between 40-49%.....	14-4
Shoots under 40%.....	1-5
Opponent shoots 50% or better.....	3-5
Opponent shoots between 40-49%.....	12-6
Opponent shoots under 40%.....	9-1
Shoots 30% or better from 3-point.....	19-6
Shoots under 30% from 3-point.....	5-6
Opponent shoots 30% or better from 3-point.....	10-8
Opponent shoots under 30% from 3-point.....	14-4
Shoots 70% or better from the FT line.....	15-6
Shoots between 60-69% from the FT line.....	7-5
Shoots under 60% from the FT line.....	2-1
Opponent shoots 70% or better from the FT line.....	10-9
Opponent shoots between 60-69% from the FT line.....	9-3
Opponent shoots under 60% from the FT line.....	5-0
Commits 15 or more turnovers.....	8-1
Commits fewer than 15 turnovers.....	16-11
Forces 15+ turnovers.....	15-6
Forces fewer than 15 turnovers.....	9-6
Has fewer or same number of turnovers.....	20-10
Outrebounds opponent.....	16-4
Outrebounded by opponent.....	7-8
Ties opponents in rebounding.....	1-0
November.....	6-1
December.....	6-0
January.....	4-4
February.....	4-3
March.....	4-4
Monday.....	0-0
Tuesday.....	4-5
Wednesday.....	5-2
Thursday.....	1-2
Friday.....	1-0
Saturday.....	11-3
Sunday.....	2-0

Opponent	Starting Lineups						Result
Mount St. Mary's	Johnson	Bryce	Daniels	Dorn	Walker	W, 105-55	
Maryland Eastern Shore	Johnson	Bryce	Daniels	Dorn	Walker	W, 95-49	
UNC Asheville	Johnson	Bryce	Daniels	Dorn	Walker	W, 100-49	
Maine	Johnson	Bryce	Daniels	Dorn	Walker	W, 82-63	
Saint Peter's	Johnson	Bryce	Daniels	Dorn	Walker	W, 85-57	
Mercer	Johnson	Bryce	Beverly	Dorn	Walker	W, 78-74	
@ Wisconsin	Johnson	Bryce	Beverly	Dorn	Walker	L, 75-79	
vs. Vanderbilt	Johnson	Daniels	Beverly	Dorn	Walker	W, 80-65	
Western Carolina	Johnson	Bryce	Daniels	Dorn	Walker	W, 100-67	
vs. Penn State	Beverly	Bryce	Daniels	Dorn	Walker	W, 89-78	
Auburn	Johnson	Bryce	Beverly	Dorn	Walker	W, 78-71	
USC Upstate	Johnson	Bryce	Beverly	Dorn	Walker	W, 98-71	
Loyola University Maryland	Johnson	Bryce	Beverly	Dorn	Walker	W, 97-64	
@ Miami	Beverly	Bryce	Daniels	Dorn	Walker	W, 87-82	
UNC-Chapel Hill	Johnson	Bryce	Daniels	Dorn	Walker	L, 82-90	
Pitt	Johnson	Bryce	Beverly	Dorn	Walker	W, 86-80	
@ Wake Forest	Beverly	Bryce	Daniels	Dorn	Walker	L, 67-71	
@ Notre Dame	Beverly	Bryce	Daniels	Lockett	Walker	W, 77-73	
@ Louisville	Beverly	Bryce	Daniels	Dorn	Funderburk	L, 77-84	
Clemson	Beverly	Bryce	Lockett	Dorn	Walker	W, 69-67	
Virginia	Johnson	Bryce	Beverly	Dorn	Walker	L, 65-66	
Virginia Tech	Johnson	Bryce	Beverly	Dorn	Walker	L, 24-47	
@ UNC-Chapel Hill	Johnson	Bryce	Beverly	Dorn	Walker	L, 96-113	
@ Pittsburgh	Johnson	Bryce	Beverly	Dorn	Walker	W, 79-76	
Syracuse	Johnson	Bryce	Beverly	Dorn	Walker	W, 73-58	
@ Duke	Johnson	Bryce	Beverly	Dorn	Walker	L, 78-94	
Boston College	Johnson	Bryce	Beverly	Dorn	Walker	W, 89-80	
Wake Forest	Johnson	Bryce	Beverly	Dorn	Walker	W, 94-74	
@ Florida State	Johnson	Bryce	Beverly	Dorn	Walker	L, 73-78	
Georgia Tech	Johnson	Bryce	Beverly	Dorn	Walker	L, 61-63	
@ Boston College	Johnson	Bryce	Beverly	Dorn	Walker	W, 73-47	
vs. Clemson	Johnson	Bryce	Beverly	Dorn	Walker	W, 59-58	
vs. Virginia	Johnson	Bryce	Beverly	Dorn	Walker	L, 56-76	
Hofstra	Johnson	Bryce	Beverly	Dorn	Walker	W, 84-78	
Harvard	Johnson	Bryce	Beverly	Dorn	Walker	W, 78-77	
Lipscomb	Johnson	Bryce	Beverly	Dorn	Walker	L, 93-94	

Starting Lineups

W-L

13-9	Beverly, Bryce, Dorn, Johnson, Walker
6-1	Bryce, Daniels, Dorn, Johnson, Walker
2-1	Beverly, Bryce, Daniels, Dorn, Walker
1-0	Beverly, Bryce, Daniels, Lockett, Walker
1-0	Beverly, Daniels, Dorn, Johnson, Walker
1-0	Beverly, Bryce, Dorn, Lockett, Walker
0-1	Beverly, Bryce, Daniels, Dorn, Funderburk

Margin of Victory/Defeat

	1	2	3	4	5	6	7	8	9	10	11-15	16-19	20-24	25+
Wins	2	1	1	2	1	2	1	-	1	-	3	1	1	8
Losses	2	1	-	2	1	-	1	1	-	-	-	2	2	-

Most First Half Points

NC State	59	vs. Saint Peter's (11/20/18)
Opponents	56	UNC-Chapel Hill (2/5/19)

Most Second Half Points

NC State	65	vs. Mount St. Mary's (11/6/18)
Opponents	57	UNC-Chapel Hill (2/5/19)

Fewest First Half Points

NC State	14	vs. Virginia Tech (2/2/19)
Opponents	15	MD Eastern Shore (11/10/18)

Fewest Second Half Points

NC State	10	vs. Virginia Tech (2/2/19)
Opponents	16	Clemson (3/13/19)

Largest Halftime Lead

NC State	36	vs. MD Eastern Shore (11/10/18)
Opponents	16	UNC-Chapel Hill (2/5/19)

Largest Margin of Victory

NC State	51	vs. UNC Asheville (11/13/18)
Opponents	23	Virginia Tech (2/2/19)

How Scored First Points

Jump Shot	17
Lay-up	9
Free Throw	4
Three-Pointer	3
Dunk	2
Tip-In	1

Scored First Point

C.J. Bryce	10
Torin Dorn	10
Wyatt Walker	9
Braxton Beverly	4
Markell Johnson	3



INDIVIDUAL POINTS-REBOUNDS-ASSISTS

	Braxton Beverly	CJ Bryce	Devon Daniels	Torin Dorn	DJ Funderburk	Blake Harris	Jericole Hellems	Markell Johnson	Eric Lockett	Ian Steere	Wyatt Walker
Mount St. Mary's	DNP-INJ	16-7-1	10-6-2	28-9-0	9-6-1	8-4-3	3-2-0	17-3-5	5-2-1	4-4-1	5-6-4
MD Eastern Shore	12-0-1	8-6-1	4-3-0	22-10-1	13-5-3	6-2-2	13-4-1	4-1-7	6-5-6	DNP	7-4-1
UNC Asheville	9-0-5	13-7-4	20-9-1	13-8-2	11-6-0	8-2-3	9-7-2	3-0-1	4-4-4	-	10-3-0
Maine	6-2-1	14-8-4	5-6-4	15-5-2	4-2-0	3-0-2	8-4-0	13-1-5	9-5-2	-	5-4-1
Saint Peter's	10-2-3	9-4-3	5-2-2	12-2-3	7-6-1	4-3-4	10-2-0	9-1-1	11-6-3	-	8-2-0
Mercer	1-1-4	17-4-0	9-3-2	19-9-1	2-5-0	3-1-1	3-2-0	16-1-3	4-0-0	-	4-2-1
at Wisconsin	8-0-2	18-7-0	6-5-0	14-11-0	2-0-1	0-1-0	2-1-0	21-3-5	0-3-0	-	4-3-1
vs. Vanderbilt	4-3-3	9-6-2	6-1-0	10-7-0	16-5-1	3-1-0	9-3-2	19-6-7	0-0-0	-	4-4-1
Western Carolina	3-0-2	7-3-0	21-4-2	12-4-1	8-5-1	15-0-5	16-3-0	8-0-4	2-3-3	-	8-5-2
vs. Penn State	18-3-5	13-4-0	5-4-2	15-4-0	12-2-0	2-3-1	0-3-0	13-5-5	2-2-0	-	9-8-1
Auburn	15-1-1	1-0-1	15-8-2	6-5-2	4-3-0	1-0-0	5-2-2	27-4-4	DNP	-	4-3-1
USC Upstate	1-0-1	9-1-0	13-8-2	13-3-1	13-4-2	8-2-8	13-6-2	4-0-3	15-8-1	-	9-8-3
Loyola Maryland	13-3-2	13-6-4	9-0-7	17-8-2	10-5-0	2-1-2	16-4-4	0-1-4	8-4-0	-	9-5-0
Miami	11-4-6	10-9-2	19-8-0	7-2-3	8-4-0	INJ	3-2-0	20-4-5	0-2-1	-	9-11-0
UNC-Chapel Hill	21-2-4	13-3-4	1-2-1	12-10-1	15-5-0	0-1-1	7-1-1	11-0-4	DNP	-	2-4-1
Pitt	9-1-4	9-5-0	19-4-1	12-10-5	18-9-1	0-0-0	0-1-0	0-1-3	17-7-2	-	2-0-0
at Wake Forest	9-1-3	17-4-3	7-8-2	18-8-1	4-4-1	0-0-0	2-2-0	DNP	7-3-0	-	3-5-0
at Notre Dame	3-4-4	23-5-3	15-6-0	13-9-2	11-6-2	2-1-1	4-5-0	DNP	2-4-2	-	4-2-1
at Louisville	19-1-3	15-9-2	10-7-2	18-6-2	4-3-0	0-1-0	3-4-0	DNP	4-1-2	-	4-4-3
Clemson	12-4-5	15-7-2	6-3-0	9-3-0	4-0-0	DNP	2-1-0	16-0-2	5-5-0	-	0-3-2
Virginia	8-0-1	7-1-1	10-2-3	13-3-1	2-1-0	0-0-0	0-3-1	14-6-2	0-1-1	-	11-7-0
Virginia Tech	0-2-0	7-4-0	3-2-0	5-6-0	0-2-0	DNP	4-1-0	2-3-2	0-0-0	-	3-12-0
at UNC-Chapel Hill	17-0-2	15-2-3	10-0-1	11-5-0	14-5-0	5-1-2	4-2-2	6-1-4	6-3-1	-	8-3-2
at Pitt	17-2-1	21-7-2	0-2-1	13-8-2	12-5-0	DNP	4-3-2	10-1-8	2-4-1	-	0-2-0
Syracuse	21-0-4	4-1-2	7-7-3	16-12-3	12-2-0	DNP	2-3-1	5-3-5	DNP	-	6-9-1
at Duke	8-3-2	13-5-3	4-4-0	17-4-1	7-1-0	DNP	9-3-0	16-2-10	DNP	-	4-1-0
Boston College	15-4-3	17-4-2	19-11-4	17-8-1	11-5-0	3-0-0	2-1-0	5-3-4	DNP	-	0-0-0
Wake Forest	8-2-4	7-4-1	10-6-5	13-10-0	8-7-0	5-5-3	14-0-2	25-6-4	DNP	-	4-4-1
at Florida State	6-0-1	7-1-2	2-0-0	12-6-0	18-9-0	6-0-1	8-4-0	14-3-2	DNP	-	0-4-1
Georgia Tech	0-1-2	2-2-1	13-4-1	12-8-1	15-6-0	0-1-1	0-3-0	17-5-5	DNP	-	2-2-1
at Boston College	9-5-0	14-3-3	10-7-2	12-8-2	4-9-1	2-3-1	8-5-1	6-6-6	DNP	-	8-5-0
vs. Clemson	4-0-1	2-3-1	5-1-1	8-12-2	8-4-0	0-0-0	3-1-1	23-2-4	DNP	-	6-4-0
vs. Virginia	7-1-0	7-2-2	6-1-2	7-7-1	12-3-0	0-1-0	2-3-0	13-4-1	DNP	-	2-2-0
Hofstra	9-2-4	18-11-2	6-6-0	19-9-1	5-4-0	0-1-1	0-0-0	26-7-5	0-0-0	-	1-5-0
Harvard	10-0-1	16-7-0	14-5-0	10-8-1	7-2-1	4-0-1	0-0-0	13-2-5	0-1-1	-	4-5-0
Lipscomb	6-4-3	10-5-2	10-2-1	34-9-0	6-2-0	2-4-3	3-0-0	19-2-5	0-0-0	-	3-10-1

Points Leader*	Season	Career	Blocks Leader*	Season	Career	10+ Rebounds	Season	Career
Torin Dorn	9	19	DJ Funderburk	15	15	Wyatt Walker	3	27
Markell Johnson	11	11	Wyatt Walker	13	13	Torin Dorn	7	18
Braxton Beverly	5	6	Devon Daniels	10	10	CJ Bryce	1	5
CJ Bryce	5	5	Torin Dorn	3	10	Eric Lockett	0	5
Devon Daniels	4	4	Markell Johnson	1	7	Devon Daniels	1	2
DJ Funderburk	1	1	CJ Bryce	4	4			
Eric Lockett	1	1	Jericole Hellems	2	2			
			Eric Lockett	2	2			

Rebounds Leader*	Season	Career	10+ Assists	Season	Career
Torin Dorn	18	37	Markell Johnson	1	9
Wyatt Walker	7	7	Braxton Beverly	0	1
CJ Bryce	5	5	Eric Lockett	0	1
Devon Daniels	5	5			
DJ Funderburk	5	5			
Markell Johnson	0	2			
Eric Lockett	2	2			

Assists Leader*	Season	Career	20+ Points	Season	Career
Markell Johnson	21	49	CJ Bryce	2	16
Braxton Beverly	9	21	Torin Dorn	3	13
Devon Daniels	5	5	Markell Johnson	6	7
CJ Bryce	4	4	Eric Lockett	0	7
Blake Harris	3	3	Wyatt Walker	0	6
Torin Dorn	1	1	Braxton Beverly	2	3
Wyatt Walker	1	1	Devon Daniels	2	3

Steals Leader*	Season	Career	30+ Points	Season	Career
Markell Johnson	10	27	Torin Dorn	1	1
Torin Dorn	11	23	Eric Lockett	0	1
Braxton Beverly	5	13	Wyatt Walker	0	1
CJ Bryce	9	9			
DJ Funderburk	7	7			
Devon Daniels	6	6			
Blake Harris	6	6			
Wyatt Walker	3	3			
Jericole Hellems	2	2			
Eric Lockett	2	2			

-includes ties/NC State only

Free Throws in Final 4 Minutes of 2nd Half (& OT)	Player	Season	Career
Devon Daniels	6-6		1.000
Eric Lockett	4-4		1.000
Blake Harris	10-12		.833
Torin Dorn	20-25		.800
Markell Johnson	28-36		.778
CJ Bryce	22-30		.733
Wyatt Walker	4-6		.667
Braxton Beverly	9-15		.600
DJ Funderburk	5-9		.556
Jericole Hellems	2-5		.400



NC STATE GAME-BY-GAME LEADERS

OPPONENT	RESULT	POINTS	REBOUNDS	ASSISTS	STEALS	BLOCKS
Mount St. Mary's	W, 105-55	Torin Dorn - 28	Torin Dorn - 9	Markell Johnson - 5	CJ Bryce - 4	DJ Funderburk - 2
Maryland Eastern Shore	W, 95-49	Torin Dorn - 22	Torin Dorn - 10	Markell Johnson - 7	CJ Bryce - 1 Devon Daniels - 1 Torin Dorn - 1 Jericole Hellems - 1	Wyatt Walker - 2
UNC Asheville	W, 100-49	Devon Daniels - 20	Devon Daniels - 9	Braxton Beverly - 5	CJ Bryce - 4	DJ Funderburk - 3
Maine	W, 82-63	Torin Dorn - 15	CJ Bryce - 8	Markell Johnson - 5	Torin Dorn - 4	Torin Dorn - 1 DJ Funderburk - 1
Saint Peter's	W, 85-57	Torin Dorn - 12	DJ Funderburk - 6 Eric Lockett - 6	Blake Harris - 4	Blake Harris - 2	Wyatt Walker - 3
Mercer	W, 78-74	Torin Dorn - 19	Torin Dorn - 9	Braxton Bevelry - 4	Torin Dorn - 3	Jericole Hellems - 1 Wyatt Walker - 1
at Wisconsin	L, 75-79	Markell Johnson - 21	Torin Dorn - 11	Markell Johnson - 5	CJ Bryce - 1 Torin Dorn - 1 Blake Harris - 1 Markell Johnson - 1 Eric Lockett - 1	CJ Bryce - 1 Eric Lockett - 1
vs. Vanderbilt	W, 80-65	Markell Johnson - 19	Torin Dorn - 7	Markell Johnson - 7	Devon Daniels - 1 DJ Funderburk - 1 Blake Harris - 1	
Western Carolina	W, 100-67	Devon Daniels - 21	DJ Funderburk - 5 Wyatt Walker - 5	Blake Harris - 5	Torin Dorn - 4	CJ Bryce - 2
vs. Penn State	W, 89-78	Braxton Beverly - 18	Wyatt Walker - 8	Braxton Beverly - 5 Markell Johnson - 5	CJ Bryce - 2	Devon Daniels - 1
Auburn	W, 78-71	Markell Johnson - 27	Devon Daniels - 8	Markell Johnson - 4	Markell Johnson - 3	Wyatt Walker - 1
USC Upstate	W, 98-71	Eric Lockett - 15	Devon Daniels - 8 Eric Lockett - 8 Wyatt Walker - 8	Blake Harris - 8	CJ Bryce - 2 Wyatt Walker - 2	Devon Daniels - 2
Loyola Maryland	W, 97-64	Torin Dorn - 17	Torin Dorn - 8	Devon Daniels - 7	CJ Bryce - 3	Wyatt Walker - 4
at Miami	W, 87-82	Markell Johnson - 20	Wyatt Walker - 11	Braxton Beverly - 6	Torin Dorn - 2 DJ Funderburk - 2	Devon Daniels - 1 Torin Dorn - 1 DJ Funderburk - 1
UNC-Chapel Hill	L, 82-90	Braxton Beverly - 21	Torin Dorn - 10	Braxton Beverly - 4 CJ Bryce - 4 Markell Johnson - 4	Markell Johnson - 4	Torin Dorn - 2 DJ Funderburk - 2
Pitt	W, 86-80	Devon Daniels - 19	Torin Dorn - 10	Torin Dorn - 5	Braxton Beverly - 3	DJ Funderburk - 4
at Wake Forest	L, 67-71	Torin Dorn - 18	Devon Daniels - 8 Torin Dorn - 8	Braxton Beverly - 3 CJ Bryce - 3	DJ Funderburk - 3	DJ Funderburk - 2
at Notre Dame	W, 77-73	CJ Bryce - 23	Torin Dorn - 9	Braxton Beverly - 4	Devon Daniels - 3	
at Louisville	L, 77-84	Braxton Beverly - 19	CJ Bryce - 9	Braxton Beverly - 3 Wyatt Walker - 3	CJ Bryce - 2 DJ Funderburk - 2	Devon Daniels - 1 Eric Lockett - 1
Clemson	W, 69-67	Markell Johnson - 16	CJ Bryce - 7	Braxton Beverly - 5	Braxton Beverly - 1 Torin Dorn - 1 DJ Funderburk - 1	
Virginia	L, 65-66 (OT)	Markell Johnson - 14	Wyatt Walker - 7	Devon Daniels - 3	Markell Johnson - 3	Wyatt Walker - 3
Virginia Tech	L, 24-47	CJ Bryce - 7	Wyatt Walker - 12	Markell Johnson - 2	Wyatt Walker - 2	Wyatt Walker - 2
at UNC-Chapel Hill	L, 96-113	Braxton Beverly - 17	Torin Dorn - 5 DJ Funderburk - 5	Markell Johnson - 4	Eric Lockett - 3	Wyatt Walker - 3
at Pitt	W, 79-76	CJ Bryce - 21	Torin Dorn - 8	Markell Johnson - 8	DJ Funderburk - 2 Markell Johnson - 2	DJ Funderburk - 2
Syracuse	W, 73-58	Braxton Beverly - 21	Torin Dorn - 12	Markell Johnson - 5	Wyatt Walker - 3	CJ Bryce - 2
at Duke	L, 78-94	Torin Dorn - 17	CJ Bryce - 5	Markell Johnson - 10	Braxton Beverly - 2 Devon Daniels - 2 DJ Funderburk - 2	Devon Daniels - 1 Jericole Hellems - 1 Wyatt Walker - 1
Boston College	W, 89-80 (OT)	Devon Daniels - 19	Devon Daniels - 11	Devon Daniels - 4 Markell Johnson - 4	Devon Daniels - 5	
Wake Forest	W, 94-74	Markell Johnson - 25	Torin Dorn - 10	Devon Daniels - 5	Braxton Beverly - 2	DJ Funderburk - 4
at Florida State	L, 73-78	DJ Funderburk - 18	DJ Funderburk - 9	CJ Bryce - 2 Markell Johnson - 2	Blake Harris - 3	Devon Daniels - 1
Georgia Tech	L, 61-63	Markell Johnson - 17	Torin Dorn - 8	Markell Johnson - 5	Torin Dorn - 2	DJ Funderburk - 3
at Boston College	W, 73-47	CJ Bryce - 14	DJ Funderburk - 9	Markell Johnson - 6	Blake Harris - 2 Markell Johnson - 2	DJ Funderburk - 2
vs. Clemson	W, 59-58	Markell Johnson - 23	Torin Dorn - 12	Markell Johnson - 4	Braxton Beverly - 1 Devon Daniels - 1 Blake Harris - 1 Markell Johnson - 1	CJ Bryce - 1 DJ Funderburk - 1 Wyatt Walker - 1
vs. Virginia	L, 56-76	Markell Johnson - 13	Torin Dorn - 7	CJ Bryce - 2 Devon Daniels - 2	Torin Dorn - 1 Jericole Hellems - 1 Markell Johnson - 1	Devon Daniels - 1 DJ Funderburk - 1 Wyatt Walker - 1
Hofstra	W, 84-78	Markell Johnson - 26	CJ Bryce - 11	Markell Johnson - 5	Devon Daniels - 1 Torin Dorn - 1	Wyatt Walker - 2
Harvard	W, 78-77	CJ Bryce - 16	Torin Dorn - 8	Markell Johnson - 5	Markell Johnson - 2	Devon Daniels - 1 DJ Funderburk - 1 Markell Johnson - 1
Lipscomb	L, 93-94	Torin Dorn - 34	Wyatt Walker - 10	Markell Johnson - 5	Torin Dorn - 2 Markell Johnson - 2	Devon Daniels - 2 DJ Funderburk - 2 Wyatt Walker - 2



TEAM GAME-BY-GAME STATS

	Date	Result	FG-A	Pct.	3FG-A	Pct.	FT-A	Pct.	Rebounds			PF	Pts.	A	TO	BLK	ST	Min.	Pts. at Half
									O-D-Total										
Mount St. Mary's			20-61	.328	5-21	.238	10-16	.625	11-19-30	19	55	8	18	3	4	200	30		
at NC State	Nov. 6	W, 105-55	41-74	.554	10-22	.455	13-20	.650	19-33-52	13	105	18	8	6	12	200	40		
Maryland Eastern Shore			17-54	.315	5-19	.263	10-16	.625	9-15-24	17	49	9	15	4	9	200	15		
at NC State	Nov. 10	W, 95-49	35-62	.565	11-27	.407	14-17	.824	15-32-47	20	95	23	14	3	4	200	51		
UNC Asheville			17-51	.333	6-20	.333	9-16	.563	3-21-24	22	49	11	24	6	5	200	22		
at NC State	Nov. 13	W, 100-49	37-69	.536	7-19	.368	19-25	.760	15-36-51	21	100	22	15	7	13	200	44		
Maine			26-47	.553	2-14	.143	9-18	.500	3-21-24	8	63	17	18	3	10	200	24		
at NC State	Nov. 17	W, 82-63	30-67	.448	11-29	.379	11-16	.688	17-22-39	14	82	21	12	2	11	200	48		
Saint Peter's			18-54	.333	4-21	.190	17-26	.654	12-20-32	23	57	8	15	1	5	200	27		
at NC State	Nov. 20	W, 85-57	27-52	.519	10-20	.500	21-27	.778	9-27-36	21	85	20	12	6	6	200	59		
Mercer			23-44	.523	3-12	.250	25-34	.735	7-28-35	28	74	9	23	0	5	200	32		
at NC State	Nov. 24	W, 78-74	27-60	.450	8-27	.296	16-29	.552	14-16-30	25	78	12	11	2	8	200	37		
at Wisconsin			28-57	.491	11-21	.524	12-20	.600	8-22-30	12	79	16	11	4	3	200	29		
NC State	Nov. 27	L, 75-79	31-66	.470	7-18	.389	6-8	.750	11-25-36	24	75	9	11	2	5	200	36		
vs. Vanderbilt			22-56	.393	3-22	.136	18-30	.600	12-21-33	21	65	9	12	7	4	200	34		
NC State	Dec. 1	W, 80-65	30-64	.469	5-15	.333	15-22	.682	17-29-46	24	80	16	12	0	3	200	46		
Western Carolina			21-47	.447	6-19	.316	19-30	.633	11-27-38	22	67	9	33	2	5	200	33		
at NC State	Dec. 5	W, 100-67	37-69	.536	11-23	.478	15-24	.625	9-22-31	22	100	20	13	3	13	200	45		
vs. Penn State			27-64	.422	6-17	.353	18-27	.667	9-20-29	20	78	13	14	2	9	200	37		
NC State	Dec. 15	W, 89-78	34-56	.607	7-14	.500	14-20	.700	5-35-40	25	89	14	17	1	6	200	40		
Auburn			30-62	.484	5-25	.200	6-12	.500	15-22-37	20	71	13	25	3	11	200	27		
at NC State	Dec. 19	W, 78-71	28-53	.528	10-22	.455	12-23	.522	8-22-30	15	78	13	22	1	7	200	35		
USC Upstate			28-60	.467	7-25	.280	8-10	.800	10-16-26	17	71	14	21	3	8	200	32		
at NC State	Dec. 22	W, 98-71	36-67	.537	9-21	.429	17-24	.708	17-24-41	15	98	23	15	4	8	200	50		
Loyola Maryland			25-56	.411	5-14	.357	13-18	.722	9-15-24	14	64	13	21	2	10	200	30		
at NC State	Dec. 28	W, 97-64	40-64	.625	7-16	.438	10-12	.833	11-27-38	18	97	25	19	13	9	200	45		
at Miami			28-61	.459	10-25	.400	16-29	.552	9-20-29	14	82	12	7	1	7	200	45		
NC State	Jan. 3	W, 87-82	31-68	.456	11-30	.367	14-18	.778	18-33-51	23	87	17	16	3	4	200	37		
UNC-Chapel Hill			29-64	.453	10-25	.400	22-26	.846	14-37-51	20	90	20	23	5	4	200	47		
at NC State	Jan. 8	L, 82-90	31-73	.425	8-28	.286	12-17	.706	10-23-33	21	82	17	13	8	12	200	42		
Pitt			25-55	.455	6-13	.462	24-28	.857	9-25-34	21	80	13	17	4	8	200	40		
at NC State	Jan. 12	W, 86-80	30-71	.423	7-20	.350	19-25	.760	21-33-44	19	86	16	13	6	9	200	41		
at Wake Forest			23-52	.442	2-11	.182	23-28	.821	12-29-41	14	71	10	11	4	8	200	42		
NC State	Jan. 15	L, 67-71	27-73	.370	6-29	.207	7-9	.778	18-21-39	22	67	10	9	4	8	200	27		
at Notre Dame			24-59	.407	7-28	.250	18-24	.750	10-28-38	18	73	15	9	4	4	200	35		
NC State	Jan. 19	W, 77-73	30-69	.435	7-19	.368	10-15	.667	13-30-43	19	77	15	7	3	4	200	37		
at Louisville			26-53	.491	8-23	.348	24-29	.828	7-19-26	12	84	13	15	3	5	200	42		
NC State	Jan. 24	L, 77-84	30-65	.462	12-27	.444	5-7	.714	15-23-38	23	77	14	23	2	6	200	41		
Clemson			25-51	.490	0-7	.000	17-26	.654	10-23-33	16	67	5	15	4	8	200	24		
at NC State	Jan. 26	W, 69-67	24-54	.444	9-24	.375	12-13	.923	7-19-26	21	69	11	15	0	3	200	30		
Virginia			24-52	.462	4-10	.400	14-19	.737	11-28-39	22	66	15	16	6	2	225	27		
at NC State	Jan. 29	L, 65-66	22-64	.344	7-26	.269	14-21	.667	16-19-35	16	65	10	8	4	8	225	23		
Virginia Tech			16-45	.356	7-21	.333	8-13	.615	10-32-42	11	47	8	12	3	8	200	20		
at NC State	Feb. 2	L, 24-47	9-45	.167	2-28	.071	4-6	.667	14-22-36	16	24	2	10	3	5	200	14		
at UNC-Chapel Hill			37-66	.561	8-21	.381	31-37	.838	14-27-41	23	113	26	17	7	7	200	56		
NC State	Feb. 5	L, 96-113	37-74	.500	7-17	.412	15-24	.625	14-13-27	28	96	17	11	6	9	200	40		
at Pitt			26-55	.473	8-19	.421	16-19	.842	13-24-37	20	76	11	15	8	6	200	38		
NC State	Feb. 9	W, 79-76	26-64	.406	14-27	.519	13-21	.619	20-16-36	16	79	17	10	4	7	200	41		
Syracuse			21-60	.350	5-25	.200	11-22	.500	11-20-31	19	58	8	12	3	10	200	27		
at NC State	Feb. 13	W, 73-58	24-49	.490	5-18	.278	20-24	.833	7-35-42	17	73	19	20	4	10	200	30		
at Duke			35-66	.530	3-16	.188	21-28	.750	14-30-44	16	94	21	12	7	9	200	48		
NC State	Feb. 16	L, 78-94	33-66	.500	6-19	.316	6-11	.545	5-21-26	19	78	16	12	3	8	200	40		
Boston College			30-64	.469	11-29	.379	9-15	.600	15-24-39	19	80	13	18	4	4	225	37		
at NC State	Feb. 20	W, 89-80	29-67	.433	9-25	.360	22-26	.846	17-22-39	18	89	14	13	0	11	225	46		
Wake Forest			25-66	.379	7-22	.318	17-24	.708	11-26-37	21	74	14	10	2	5	200	32		
at NC State	Feb. 24	W, 94-74	31-67	.463	11-30	.367	21-30	.700	14-33-47	20	94	19	9						



Single-Game Highs & Lows - NC State vs. Opponents

TEAM HIGHS	NC STATE	OPPONENTS
POINTS	105 vs. Mount St. Mary's (11/6/18)	113 UNC-Chapel Hill (2/5/19)
FG MADE	41 vs. Mount St. Mary's (11/6/18)	37 UNC-Chapel Hill (2/5/19)
FG ATTEMPTS	75 vs. Hofstra (3/19/19)	68 Lipscomb (3/27/19)
FG%	.625 vs. Loyola Maryland (40-of-64) (12/28/18)	.581 Georgia Tech (25-of-43) (3/6/19)
3FG MADE	14 at Pitt (2/9/19)	14 Lipscomb (3/27/19)
3FG ATTEMPTS	35 vs. Georgia Tech (3/6/19)	29 Boston College (2/20/19)
3FG%	.519 at Pitt (14-of-27) (2/9/19)	.524 Wisconsin (11-of-21) (11/27/18)
FREE THROWS MADE	22 vs. Boston College (2/20/19)	31 UNC-Chapel Hill (2/5/19)
FREE THROW ATTEMPTS	30 vs. Wake Forest (2/24/19)	37 UNC-Chapel Hill (2/5/19)
FREE THROW %	1.000 at Boston College (6-of-6) (3/9/19)	.895 Hofstra (17-of-19) (3/19/19)
REBOUNDS	56 at Boston College (3/9/19)	51 UNC-Chapel Hill (1/8/19)
OFFENSIVE REBOUNDS	21 vs. Pitt (1/12/19)	15 Auburn (12/19/18)
ASSISTS	25 vs. Loyola Maryland (12/28/18)	15 Boston College (2/20/19)
STEALS	13 vs. UNC Asheville (11/13/18)	26 UNC-Chapel Hill (2/5/19)
BLOCKED SHOTS	13 vs. Western Carolina (12/5/18)	11 Auburn (12/19/18)
TURNOVERS	13 vs. Loyola Maryland (12/28/18)	9 Florida State (3/2/19)
FOULS	23 at Louisville (1/24/19)	33 Western Carolina (12/5/18)
FOULS	28 at UNC-Chapel Hill (2/5/19)	28 Mercer (11/24/18)
TEAM LOWS	NC STATE	OPPONENTS
POINTS	24 vs. Virginia Tech (2/2/19)	47 Virginia Tech (2/2/19)
FG MADE	9 vs. Virginia Tech (2/2/19)	47 Boston College (3/9/19)
FG ATTEMPTS	49 vs. Syracuse (2/13/19)	16 Virginia Tech (2/2/19)
FG%	.167 vs. Virginia Tech (9-of-56) (2/2/19)	16 Boston College (3/9/19)
3FG MADE	2 vs. Virginia Tech (2/2/19)	43 Georgia Tech (3/6/19)
3FG ATTEMPTS	14 vs. Penn State (12/15/18)	.267 Boston College (16-of-60) (3/9/19)
3FG%	.071 vs. Virginia Tech (2-of-28) (2/2/19)	0 Clemson (1/26/19)
FREE THROWS MADE	4 vs. Virginia Tech (2/2/19)	5 Georgia Tech (3/6/19)
FREE THROW ATTEMPTS	6 vs. Virginia Tech (2/2/19)	.000 Clemson (0-of-7) (1/26/19)
FREE THROW %	6 at Boston College (3/9/19)	5 Clemson (3/13/19)
	6 vs. Auburn (12-of-23) (12/19/18)	8 Clemson (3/13/19)
REBOUNDS	26 vs. Clemson (1/26/19)	.500 Maine (9-of-18) (11/17/18)
	26 at Duke (2/16/19)	.500 Auburn (6-of-12) (12/19/18)
OFFENSIVE REBOUNDS	5 vs. Penn State (12/15/18)	.500 Syracuse (11-of-22) (2/13/19)
	5 at Duke (2/16/19)	24 Maryland Eastern Shore (11/10/18)
ASSISTS	2 vs. Virginia Tech (2/2/19)	24 UNC Asheville (11/13/18)
STEALS	2 vs. Hofstra (3/19/19)	24 Maine (11/17/18)
BLOCKED SHOTS	0 vs. Vanderbilt (12/1/18)	24 Loyola Maryland (12/28/18)
	0 vs. Clemson (1/26/19)	3 UNC Asheville (11/13/18)
	0 vs. Boston College (2/20/19)	3 Maine (11/17/18)
TURNOVERS	7 at Notre Dame (1/19/19)	3 Georgia Tech (3/6/19)
	7 vs. Harvard (3/24/19)	5 Clemson (1/26/19)
FOULS	12 at Boston College (3/9/19)	2 Virginia (1/29/19)
	12 vs. Clemson (3/13/19)	0 Mercer (11/24/18)
FOULS		7 Miami (1/3/19)
		8 Maine (11/17/18)
		8 Boston College (3/9/19)
INDIVIDUAL HIGHS	NC STATE	OPPONENTS
POINTS	34 Torin Dorn, vs. Lipscomb (3/27/19)	44 Garrison Mathews, Lipscomb (3/27/19)
FG MADE	15 Torin Dorn, vs. Lipscomb (3/27/19)	14 Garrison Mathews, Lipscomb (3/27/19)
FG ATTEMPTS	22 Torin Dorn, vs. Lipscomb (3/27/19)	24 Garrison Mathews, Lipscomb (3/27/19)
FG% (min. 5 made)	1.000 (5-5) DJ Funderburk, vs. Maryland Eastern Shore (11/10/18)	1.000 (8-8) James Banks, III, Georgia Tech (3/6/19)
3FG MADE	6 Markell Johnson, vs. Wake Forest (2/24/19)	8 Garrison Mathews, Lipscomb (3/27/19)
3FG ATTEMPTS	12 Braxton Beverly, vs. Boston College (2/20/19)	14 Ryan Andino, Maryland Eastern Shore (11/10/18)
3FG% (MIN. 2 MADE)	1.000 (5-5) CJ Bryce, at Notre Dame (1/19/19)	1.000 (3-3) Khameron Davis, Pitt (1/12/19)
FREE THROWS MADE	9 Braxton Beverly, vs. Syracuse (2/13/19)	11 Djordje Dimitrijevic, Mercer (11/24/18)
	9 DJ Funderburk, vs. Boston College (2/20/19)	
	9 DJ Funderburk, at Florida State (3/2/19)	
FREE THROW ATTEMPTS	11 Wyatt Walker, vs. Virginia (1/29/19)	14 Marcquise Reed, Clemson (1/26/19)
FT% (MIN. 3 MADE)	1.000 (9-9) Braxton Beverly, vs. Syracuse (2/13/19)	1.000 (11-11) Djordje Dimitrijevic, Mercer (11/24/18)
	1.000 (9-9) DJ Funderburk, vs. Boston College (2/20/19)	
REBOUNDS	12 Wyatt Walker, vs. Virginia Tech (2/2/19)	16 John Mooney, Notre Dame (1/19/19)
	12 Torin Dorn (2x), last vs. Clemson (3/13/19)	
OFFENSIVE REBOUNDS	8 Wyatt Walker, at Miami (1/3/19)	7 Ebuka Izundu, Miami (1/3/19)
	8 CJ Bryce, vs. Hofstra (3/19/19)	
ASSISTS	10 Markell Johnson, at Duke (2/16/19)	10 RJ Barrett, Duke (2/16/19)
STEALS	5 Devon Daniels, vs. Boston College (2/20/19)	10 Ty Jerome, Virginia (3/14/19)
		4 Bryan Urrutia, Maryland Eastern Shore (11/10/18)
		4 Brandon Martin, USC Upstate (12/22/18)
		4 Jared Wilson-Frame, Pitt (1/12/19)
		4 Wabissa Bede, Virginia Tech (2/2/19)
		4 Marques Bolden, Duke (2/16/19)
		4 Ty Jerome, Virginia (3/14/19)
		4 Kenny Cooper, Lipscomb (3/27/19)
BLOCKED SHOTS	4 Wyatt Walker, vs. Loyola Maryland (12/28/18)	5 Terrell Brown, Pitt (2/9/19)
	4 DJ Funderburk, vs. Pitt (1/12/19)	5 James Banks, III, Georgia Tech (3/6/19)
	4 DJ Funderburk, vs. Wake Forest (2/24/19)	
TURNOVERS	6 Devon Daniels, at Louisville (1/24/19)	8 DeVon Baker, UNC Asheville (11/13/18)



SPECIALTY SCORING STATS

	Points in the Paint			Points off TOs			2nd Chance Points			Fast Break Points			Bench Points		
	ST	OPP	Margin	ST	OPP	Margin	ST	OPP	Margin	ST	OPP	Margin	ST	OPP	Mar
Mount St. Mary's	52	26	+26	25	6	+19	25	11	+14	11	12	-1	29	11	+18
MD Eastern Shore	42	20	+22	23	13	+10	21	6	+15	16	4	+12	50	7	+43
UNC Asheville	44	16	+28	33	15	+18	15	2	+13	27	10	+17	41	12	+29
Maine	30	46	-16	27	13	+14	17	5	+12	18	11	+7	30	15	+15
Saint Peter's	34	28	+6	21	17	+4	10	18	-8	9	4	+5	42	12	+30
Mercer	34	34	-	19	13	+6	11	9	+2	17	11	+6	21	9	+12
at Wisconsin	32	30	+2	11	14	-3	15	7	+8	10	16	-6	10	26	-16
vs. Vanderbilt	30	36	-6	12	11	+1	18	11	+7	2	7	-5	37	21	+16
Western Carolina	40	28	+12	32	10	+22	7	9	-2	18	2	+16	44	23	+21
vs. Penn State	46	34	+12	14	15	-1	7	7	-	4	8	-4	29	13	+16
Auburn	26	48	-22	17	27	-10	3	14	-11	19	16	+3	25	43	-18
USC Upstate	52	36	+16	26	13	+13	15	11	+4	19	16	+3	62	37	+25
Loyola Maryland	58	26	+32	35	16	+19	10	7	+3	39	16	+23	45	15	+30
at Miami	36	30	+6	10	20	-10	19	8	+11	13	14	-1	31	26	+5
UNC-Chapel Hill	44	30	+14	20	11	+9	8	11	-3	17	15	+2	43	9	+34
Pitt	40	34	+6	16	16	-	24	12	+12	18	14	+4	54	9	+45
at Wake Forest	34	36	-2	18	12	+6	19	12	+7	10	17	-7	13	23	-10
at Notre Dame	36	30	+6	4	8	-4	14	11	+3	4	7	-3	30	4	+26
at Louisville	30	28	+2	13	37	-24	7	10	-3	5	9	-4	11	21	-10
Clemson	18	42	-24	13	12	+1	6	10	-4	10	12	-2	28	13	+15
Virginia	24	32	-8	17	10	+7	13	13	-	14	2	+12	12	16	-4
Virginia Tech	8	14	-6	2	11	-9	2	6	-4	0	5	-5	7	5	+2
at UNC-Chapel Hill	50	50	-	18	15	+3	18	21	-3	6	20	-14	39	19	+20
at Pitt	12	36	-24	14	17	-3	13	15	-2	8	28	-20	18	8	+10
Syracuse	28	16	+12	11	24	-13	10	7	+3	15	7	+8	21	20	+1
at Duke	46	58	-12	5	22	-17	2	17	-15	2	8	-6	20	8	+12
Boston College	38	26	+12	24	16	+8	21	20	+1	24	6	+18	35	11	+24
Wake Forest	36	32	+4	17	12	+5	14	17	-3	24	18	+6	37	21	+16
at Florida State	28	36	-9	13	12	+1	17	11	+6	5	14	-9	34	25	+9
Georgia Tech	24	44	-20	9	9	-	20	2	+18	9	12	-3	28	2	+26
at Boston College	32	24	+8	15	7	+8	13	8	+5	11	8	+3	24	18	+6
vs. Clemson	32	26	+6	10	6	+4	4	12	-8	4	7	-3	16	10	+6
vs. Virginia	24	26	-2	11	16	-5	7	7	-	2	5	-3	20	9	+11
Hofstra	42	32	+10	15	13	+2	29	9	+20	11	15	-4	11	12	-1
Harvard	30	48	-18	23	9	+14	17	9	+8	10	10	-	25	18	+7
Lipscomb	44	34	+10	17	19	-2	14	14	-	17	26	-9	21	23	-2




LEAD/DEFICIT BREAKDOWN GAME-BY-GAME

	First Half Score			Second Half Score			Final Score			Largest		Times	Lead	Time L
	ST	OPP	Margin	ST	OPP	Margin	ST	OPP	Margin	Lead	Deficit	Tied	Changes	Min
Mount St. Mary's	40	30	+10	65	25	+40	105	55	+50	50	2	3	2	37:0
MD Eastern Shore	51	15	+36	44	34	+10	95	49	+46	49	0	0	0	38:2
UNC Asheville	44	22	+22	56	27	+29	100	49	+51	51	0	0	0	37:2
Maine	48	24	+24	34	39	-5	82	63	+19	27	0	0	0	39:3
Saint Peter's	59	27	+32	26	30	-4	85	57	+28	34	4	3	3	34:5
Mercer	37	32	+5	41	42	-1	78	74	+4	21	7	7	5	24:1
at Wisconsin	36	29	+7	39	50	-11	75	79	-4	12	4	6	8	31:5
vs. Vanderbilt	46	34	+12	31	34	-3	80	65	+15	16	0	0	0	39:0
Western Carolina	45	33	+12	55	34	+21	100	67	+33	37	1	2	2	37:5
vs. Penn State	40	37	+3	49	41	+8	89	78	+11	16	5	3	3	32:5
Auburn	35	27	+8	43	44	-1	78	71	+7	12	1	3	2	37:4
USC Upstate	50	32	+18	48	39	+9	98	71	+27	31	3	0	3	37:1
Loyola Maryland	45	30	+15	52	34	+18	97	64	+33	38	2	2	3	38:1
at Miami	37	45	-8	50	37	+13	87	82	+5	7	10	3	7	16:1
UNC-Chapel Hill	42	47	-5	40	43	-3	82	90	-8	0	14	2	0	0:0
Pitt	41	40	+1	45	40	+5	86	80	+6	9	5	4	8	26:5
at Wake Forest	27	42	-15	40	29	+11	67	71	-4	6	22	4	2	5:4
at Notre Dame	37	35	+2	40	38	+2	77	73	+4	8	3	8	3	33:0
at Louisville	41	42	-1	36	42	-6	77	84	-7	6	10	9	4	5:3
Clemson	30	24	+6	39	43	-4	69	67	+2	9	6	3	4	23:1
Virginia	23	27	-4	32	28	+4	65	66	-1	3	14	6	2	0:1
Virginia Tech	14	20	-6	10	27	-17	24	47	-23	0	25	1	0	0:0
at UNC-Chapel Hill	40	56	-16	56	57	-1	96	113	-17	0	28	1	0	0:0
at Pitt	41	38	+3	38	38	-	79	76	+3	14	4	8	7	28:3
Syracuse	30	27	+3	43	31	+12	73	58	+15	21	1	1	2	34:3
at Duke	40	48	-8	38	46	-8	78	-94	-16	0	16	2	0	0:0
Boston College	46	37	+9	27	36	-9	89	80	+9	14	3	7	8	34:4
Wake Forest	41	32	+9	53	42	+11	94	74	+20	23	0	0	0	39:3
at Florida State	30	35	-5	43	43	-	73	78	-5	0	9	4	0	0:0
Georgia Tech	33	28	+5	28	35	-7	61	63	-2	5	8	2	6	8:0
at Boston College	41	24	+17	32	23	+9	73	47	+26	28	4	2	6	34:2
vs. Clemson	26	42	-16	33	16	+17	59	58	+1	4	18	1	6	2:3
vs. Virginia	29	27	+2	27	49	-22	56	76	-20	6	24	2	5	15:4
Hofstra	39	42	-3	45	36	+9	84	78	+6	9	7	8	11	22:3
Harvard	38	39	-1	40	38	+2	78	77	+1	12	5	9	15	24:1
Lipscomb	47	38	+9	46	56	-10	93	94	-1	9	5	11	13	29:1




WOLFPACK HISTORY





The first basketball team in North Carolina State University history (then known as North Carolina A&M) played its first game in 1911. The Farmers lost to Wake Forest.



Raleigh's Municipal Auditorium was the first home of the Wolfpack basketball team.



Construction began on Reynolds Coliseum in 1943, but was delayed many times during World War II.



Legendary Wolfpack coach Everett Case brought the Indiana tradition of cutting down the nets after a tournament championship to NC State in 1946.

Few programs in the country can match the success that has been enjoyed by NC State. NCSU had humble basketball beginnings in 1911, but quickly developed a championship tradition. The Wolfpack has won a pair of national championships as well as 10 ACC titles and seven Southern Conference titles. What makes NC State basketball truly special, however, are the people who helped bring those championships to Raleigh.

What follows is just a small sampling of 105 years of NC State basketball history:

1910

Guy Bryan led a special committee that proposed the formation of North Carolina A&M's first basketball team.

FEB. 16, 1911

The first basketball game in NC State (North Carolina A&M at the time) history is played at Wake Forest. Wake, vastly more experienced, prevails 33-6.

FEB. 21, 1911

Wake Forest comes to town for the first intercollegiate basketball game ever played in Raleigh. The 19-18 A&M win at Pullen Hall was the first victory in school history.

1912

Athletics council votes to recognize basketball as a sport.

1918

North Carolina A&M becomes North Carolina State College.

MARCH 15, 1919

North Carolina A&M defeats the University of North Carolina, 39-29, to capture the undisputed state championship for the second straight season.

1923-24 SEASON

NC State, previously known as the Techs, becomes the Red Terrors, thanks to the play of Rochelle "Red" Johnson and the unveiling of a bright new red set of road uniforms.

1923-24 SEASON

State opens the doors of its first basketball facility, Frank Thompson Gym. Named in honor of the former Wolfpack athlete who died in action during World War I, the arena served as the basketball team's home for 24 years.

1924-25 SEASON

Gus Tebell takes over program and leads Wolfpack to its first of many accomplishments. Though not recognized, he is the first "legendary leader." Career totals include a 79-36 record, first team in school history to win 20 games, and his 1929 squad brought home NC State's only conference title in the first 35 years of the program.

MARCH 5, 1929

NC State wins its first Southern Conference Tournament Championship in Atlanta.

1931-32 SEASON

Maurice Rose becomes the first NC State basketball player to earn national recognition when the senior guard is tabbed as an honorable mention All-American.

FEB. 26, 1932

The Southern Conference Tournament moves to Raleigh's Memorial Auditorium. Except for a three-year run from 1948-50, Raleigh was the site of the Southern Conference Tournament (through 1953) and later the Atlantic Coast Conference Tournament (beginning in 1954) for the next 35 years.

FALL 1943

Construction begins on a new basketball arena and ROTC armory for NC State. The building, to become Reynolds Coliseum when finally completed, stalls during World War II and a girdered skeleton remains on campus before construction resumes more than four years later.

JULY 1, 1946

Everett Case officially becomes an NC State employee, changing the face of NC State basketball, as well as basketball in the entire Southeast.

FEB. 1, 1947

Case's Red Terrors defeat North Carolina 48-46 in an overtime game at Chapel Hill, the first in a streak of 15 wins over the White Phantoms/Tar Heels.

FEB. 25, 1947

The game between NC State and North Carolina has to be postponed when city fire officials close down Thompson gym the afternoon before the game. Desperate fans sneak in through bathroom windows, break down doors and hide in the basement before the fire chief cancels the game.

MARCH 6-8, 1947

Case leads NC State to its first Southern Conference championship since 1929. Following the championship game, Case and his team perform what was an Indiana high school tradition by cutting down the nets. Cutting down the nets soon becomes a nationwide trend.

DEC. 2, 1947

NC State plays its first basketball game as the Wolfpack, changing its name from Red Terrors.

FEB. 5, 1948

Construction on Reynolds Coliseum resumes when the final shipment of steel arrives in Raleigh. The building needs additional girders because of design changes made at the behest of Everett Case, who insists that the building's blueprints be expanded from a 9,000-seat building to more than 11,000.

DEC. 2, 1949

NC State plays the first game at Reynolds Coliseum (a 67-47 win over Washington & Lee), at the time the largest college basketball facility in the Southeast.

DEC. 28-30, 1949

The first Dixie Classic is held at Reynolds Coliseum, three days of basketball, three games a day.

MARCH 1950

The Wolfpack loses 78-73 to City College of New York in the semifinals of the NCAA Tournament. The Final Four appearance is the first for NC State.

JAN. 24, 1953

North Carolina comes to Reynolds Coliseum in the first matchup between the two schools since Frank McGuire became UNC's coach the previous summer. McGuire and the Tar Heels prevail in an upset, 70-69. The loss ends Case's 15-game winning streak over North Carolina. McGuire begins to add fuel to the budding rivalry between himself and Case by having his players cut down the Reynolds Coliseum nets following the game.

DEC. 8, 1953

NC State plays Wake Forest at Gore Gymnasium on the Wake campus in the first Atlantic Coast Conference game for both schools. The Deacons upset the No. 8 Wolfpack, 81-69.



/// HISTORY & TRADITION

MARCH 6, 1954

NC State defeats Wake Forest in overtime, 82-80, to win the first-ever ACC Tournament and earn the ACC's bid to the NCAA Tournament.

MARCH 5, 1955

NC State captures its second straight ACC Tournament title, defeating Duke 87-77 in the finals. The Pack finishes the year 28-4, but is ineligible for the NCAA Tournament because of NCAA sanctions.

1955-56 SEASON

Vic Bubas replaces longtime Everett Case assistant Butter Anderson on the Wolfpack coaching staff.

JAN. 18, 1956

NC State plays on television for the first time, losing at North Carolina, 73-69.

MARCH 1-3, 1956

NC State wins its third ACC Tournament in a row, setting a record for consecutive ACC championships that was not broken until 2002.

DEC. 29-31, 1958

The strongest Dixie Classic field ever assembles at Reynolds Coliseum for a sensational shootout. Included in the field are eight All-American players: Oscar Robertson (Cincinnati), Johnny Green (Michigan State), Don Goldstein (Louisville), Lou Pucillo (NC State), John Richter (NC State), and Lee Shaffer, York Larese and Doug Moe (North Carolina).

MARCH 7, 1959

Tenth-ranked NC State rips No. 5 North Carolina, 80-56, in the ACC Tournament championship game. The 1959 Wolfpack, one of Case's best teams, is ineligible for postseason play and finishes the season ranked No. 6 nationally with a 22-4 record.

SUMMER 1962

Everett Case, 62 years old and contemplating retirement, hand picks his successor by hiring Clemson head coach Press Maravich to be the Wolfpack's top assistant.

DEC. 7, 1964

Everett Case, his health failing, resigns as Wolfpack head coach two games into the 1964-65 season. Press Maravich becomes head coach.

DEC. 11, 1965

The longest game in NC State history went minutes, hours, even months longer than any other game. Due to a power outage during the Dec. 11 contest at Wake Forest, it wasn't until Feb. 23 that the Pack finished the game and routed the Deacons 101-75, completing the longest game in ACC history.

MARCH 4-6, 1965

NC State defeats No.8 Duke, 91-85, in the ACC Tournament final. Everett Case watches the game from a seat along press row, and following the final horn, the NC State players hoist their former coach on their shoulders and have him cut the championship nets for the 11th and final time.

APRIL 29, 1966

Press Maravich resigns as head coach at NC State to become head coach at Louisiana State University, where his son Pete Maravich goes on to set numerous NCAA scoring records.

APRIL 30, 1966

Everett Case passes away at Raleigh's Rex Hospital.

MAY 7, 1966

A former NC State football and basketball standout in the late 1940s, 39-year-old Florida coach Norman Sloan is tabbed as the Pack's new head coach.

MARCH 8, 1968

NC State plays No. 10 Duke in the ACC Tournament semifinals in one of the most bizarre games in college basketball history. The smaller Wolfpack tries to pull the Blue Devils away from the basket, looking to exploit its quickness. Norm Sloan orders the Wolfpack to hold the ball at midcourt and the slowdown unfolds. Duke led at the half 4-2, then in the second half, the Wolfpack then holds the ball for more than 13 minutes without any movement from the Blue Devils defense. The slowdown tactic works as NC State prevails 12-10.

DEC. 2, 1968

Al Heartley makes his debut as the first African-American basketball player at NC State. Heartley went on to enjoy a solid three-year career and was named team captain as a senior.

MARCH 7, 1970

NC State wins its sixth Atlantic Coast Conference championship with a 42-39 double-overtime upset of third-ranked South Carolina in the championship game.

APRIL 1970

Newland, N.C., native Tom Burleson signs a grant-in-aid with NC State, laying the first brick in the foundation of what is to become the ACC's greatest team ever. The 7-4 Burleson is featured on the cover of Sports Illustrated before ever playing a varsity game in college.

SPRING, 1971

The remaining pieces of the 1974 national championship nucleus are put in place when Coach Norm Sloan signs a brilliant recruiting class headed by 6-4 superstar-to-be David Thompson, 5-7 point guard Monte Towe and 6-7 power forward Tim Stoddard.

NOV. 27, 1972

David Thompson makes his collegiate debut with 33 points and 13 rebounds in a 130-53 rout of Appalachian State.

JAN. 14, 1973

In the first nationally televised Super Bowl Sunday basketball matchup, No. 3 NC State defeats No. 2 Maryland, 87-85, in College Park, Md.

MARCH 10, 1973

NC State completes the season with a perfect 27-0 record by defeating Maryland 76-74 in the ACC Tournament's championship game. The Pack is unable to participate in the postseason due to NCAA sanctions.

MARCH 9, 1974

In the greatest game in ACC history, NC State posts a pulsating 103-100 overtime victory over Maryland in the championship game of the 1974 ACC Tournament.

MARCH 23, 1974


NC State ends UCLA's seven-year reign as national champions with an 80-77 double-overtime victory over the Bruins in the semifinals of the 1974 NCAA Tournament in Greensboro, N.C.



NC State played its first game in Reynolds Coliseum in 1949.




Everett Case missed his first game in 30 years in 1952, when a sinus infection kept him in Raleigh while the team played at Louisville. He is seen here listening to the radio broadcast.




The 1954 Wolfpack squad claimed the first ACC Tournament Championship, and NC State won the first three overall.



In perhaps one of the most memorable ACC Tournament games, NC State downed Duke, 12-10, in 1968 - the lowest scoring game in tournament history.



David Thompson and the Wolfpack ended Bill Walton and UCLA's streak of seven straight NCAA Tournament wins, when the Pack won the 1974 National Championship.



David Thompson and Tommy Burluson were each featured on the cover of Sports Illustrated during their careers.



Perhaps the most famous basket in NCAA basketball history, Lorenzo Charles slams home the final shot in the 1983 NCAA Championship game.



Jim Valvano urged Wolfpack fans to "Never Give Up" during an emotional return to Reynolds Coliseum in 1993.

MARCH 25, 1974

NC State wins its first national championship by defeating Marquette, 76-64, in the championship game of the 1974 NCAA Tournament.

DEC. 5, 1974

The Wolfpack matches its school record for points in a game and shatters the school mark for largest margin of victory (86 points) with a smashing 144-58 rout of Buffalo State. The blowout is fueled by David Thompson's ACC record 57 points.

MARCH 1, 1975

David Thompson's uniform number 44 is retired prior to the Wolfpack's 103-80 win over UNC Charlotte in Thompson's last home game at Reynolds Coliseum. Thompson is whistled for a technical foul after slamming home a thunderous dunk, which became illegal in college basketball in 1966.

FEB. 24, 1980

Norman Sloan confirms that he will leave NC State at the conclusion of the 1980 season to return to the University of Florida.

MARCH 27, 1980

NC State names Jim Valvano as its 15th head basketball coach. The glib, quick-talking New Yorker quickly captures the imagination and hearts of Wolfpack fans.

FEB. 19, 1983

After seven consecutive losses to North Carolina, Wolfpack head coach Jim Valvano notches his first victory over Dean Smith and the third-ranked Tar Heels with a 70-63 win at Reynolds Coliseum.

MARCH 13, 1983

Four NC State players finish in double figures as NC State wins its ninth ACC championship with an 81-78 victory over All-America center Ralph Sampson and fourth-ranked Virginia in the ACC Tournament's championship game.

MARCH 18, 1983

After falling behind by six points with 70 seconds left in overtime, NC State rallies for a come-from-behind, 69-67, double-overtime victory over Pepperdine in the first round of the NCAA Tournament, one of many miracles for the Wolfpack in the NCAA Tourney.

MARCH 20, 1983

Thurl Bailey's tap-in of his own missed shot caps a stirring rally in the game's final minutes and lifts NC State to a 71-70 win over UNLV in the second round of the NCAA Tournament.

MARCH 26, 1983

Frustrated throughout his career by heartbreaking losses to Virginia, Dereck Whittenburg gains a measure of sweet revenge by hitting 11-of-16 shots from the field for a game-high 24 points to lift NC State to a 63-62 win over the Cavaliers in the finals of the NCAA West Regionals at Ogden, Utah.

APRIL 4, 1983

Lorenzo Charles's last-second dunk caps the final miracle comeback in the Wolfpack's Cinderella run to the 1983 national championship, a 54-52 win over top-ranked and heavily favored Houston.

MARCH 8, 1987

After a disappointing regular season, NC State rallies to win its 10th ACC championship with a thrilling 68-67 win over North Carolina in the tournament final. Vinny Del Negro wins Everett Case Award.

JAN. 7, 1989

Always looking forward, Wolfpack head coach Jim Valvano unveils the uniform trend of the future, the unitard. The unitard

is a one-piece, skin-tight uniform, but the Wolfpack players opt to wear the new uniform under the traditional basketball shorts. The team drops the new look after just two games.

MARCH 4, 1989

Chucky Brown scores 34 points and Rodney Monroe 26 as the Wolfpack subdues Wake Forest 110-103 in the regular-season finale, clinching the regular season title for the Wolfpack. The game is the longest in ACC history.

MARCH 19, 1989

Rodney Monroe, often double- and triple-teamed, tosses in a career-high 40 points to lead the Wolfpack to a 102-96 double-overtime win over Iowa in the second round of the NCAA Tournament.

APRIL 23, 1990

A former Wolfpack player under legendary coach Everett Case in the 1960s and freshman coach for two seasons after Case's retirement in 1964-65, Les Robinson is named NC State's 16th head coach.

JAN. 13, 1991

Trailing Georgia Tech 50-38 at halftime, NC State rallies behind Rodney Monroe's career-high 48 points and comes from behind to down the Yellow Jackets by a 90-83 score at Reynolds Coliseum. As a team, the Yellow Jackets barely outscore Monroe in the second half, 33-31.

JAN. 16, 1991

NC State's game against North Carolina at the Dean E. Smith Center in Chapel Hill is canceled by the outbreak of Operation Desert Storm in Kuwait.

JAN. 21, 1991

Chris Corchiani sets ACC career records for assists with 861 and steals with 276 in an 89-76 win over Marquette.

FEB. 6-7, 1991

NC State and North Carolina play one another on back-to-back nights, playing the regularly scheduled game at Reynolds Coliseum on February 6 and then playing at the Dean E. Smith Center in Chapel Hill on February 7. Tom Gugliotta scored 28 points and grabs 10 rebounds to lead the Wolfpack to a 97-91 victory at Reynolds Coliseum. North Carolina wins the second game at the Smith Center.

FEB. 16, 1991

Rodney Monroe scores 26 points in a 60-59 win at Connecticut to become NC State's all-time leading scorer with 2,327 career points.

FEB. 23, 1991

Rodney Monroe, held to two points in the first half, outscores the entire Virginia team in the second half, 31-30, to lead the Wolfpack to an 83-76 comeback win.

FEB. 25, 1991

Chris Corchiani doles out 13 assists at Tennessee to give him 972 for his career, an NCAA record.

FEB. 27, 1991

Chris Corchiani ties an ACC record for assists in a game by dishing out 20 in a 114-91 victory over Maryland. The 20 assists makes Corchiani the first player in NCAA history to record 1,000 career assists.



JAN. 22, 1992

Tom Gugliotta explodes for 36 points, pulls down eight rebounds, dishes out five assists, blocks two shots and has four steals to lead NC State to a 99-88 win over North Carolina at Reynolds Coliseum.

FEB. 22, 1992

The Wolfpack snaps a nine-game losing streak with a 99-94 victory over North Carolina at the Dean E. Smith Center in Chapel Hill. Kevin Thompson goes 12-for-14 from the floor and scores 29 points to lead the Wolfpack in scoring.

JAN. 4, 1995

Todd Fuller's 16 points and 11 rebounds lead NC State to a 80-70 win over No. 1 North Carolina in Reynolds Coliseum.

APRIL 17, 1996

Herb Sendek is named the 17th head coach in NC State basketball history.

MARCH 9, 1997

NC State's run to the championship game of the ACC Tournament ends with a 64-54 loss to North Carolina. The Wolfpack becomes the first and only team ever to advance from the play-in game all the way to the finals.

FEB. 21, 1998

Led by C.C. Harrison's 31 points, which included eight straight 3-pointers, the Wolfpack defeats No. 1 North Carolina, 86-72, in Chapel Hill.

JAN. 16, 1999

A crowd of 12,852 turns out for NC State's final meeting with rival North Carolina in Reynolds Coliseum, the largest crowd in the facility's 50-year history.

FEB. 24, 1999

The jerseys of seven Wolfpack All-Americans (Dick Dickey, Sammy Ranzino, Bobby Speight, Ronnie Shavlik, Vic Molodet, Lou Pucillo and John Richter) are honored at halftime of the final regularly-scheduled game in Reynolds Coliseum, a 71-63 win over Florida State.

MARCH 15, 1999

The Wolfpack falls to Princeton, 61-58, in the second round of the NIT, marking the final game played in storied Reynolds Coliseum. Freshman guard Anthony Grundy scores the last basket in Reynolds, hitting a 3-pointer with two-tenths of a second left.

NOV. 19, 1999

The Wolfpack takes the court for the first time in the new arena. A sellout crowd and an ESPN audience witnesses NC State's 67-63 win over Georgia.

MARCH 4, 2002

After leading the Wolfpack in points, rebounds, steals, and assists on the year, Anthony Grundy is named to the All-ACC squad. The 6-3 shooting guard was the Pack's first All-ACC pick since 1996.

MARCH 15, 2002

In its first appearance since the 1990-91 season in the NCAA Tournament, the Wolfpack comes back from a 12-point halftime deficit and defeats the Spartans, 69-58.

FEB. 25, 2003

The Wolfpack ties its own ACC record by connecting on all 22 of its free throw attempts in a 75-67 overtime win over North Carolina in Chapel Hill.

MARCH 16, 2003

NC State defeats Wake Forest, the top seed in the

ACC Tournament, to advance to the finals for the third time in Herb Sendek's seven years as head coach. The win locked the Pack into their second straight NCAA bid.

FEB. 15, 2004

The Wolfpack defeats top-ranked Duke at the RBC Center, 78-74.

MARCH 2004

Wolfpack junior swingman Julius Hodge is named the ACC Player of the Year and head coach Herb Sendek earns the league's Coach of the Year honor.

MARCH, 20, 2005

NC State advances to the Sweet Sixteen for the first time since 1986 by knocking off defending national champion Connecticut in the second round of the NCAA Tournament in Worcester, Mass.

MAY 9, 2006

Former Wolfpack standout Sidney Lowe is named NC State's 18th head coach. He is greeted by former teammates, coaches and hundreds of fans during and after the official press conference.

JUNE 29, 2006

For the second straight year, NC State has a player selected in the first round of the NBA Draft. Cedric Simmons was the No. 15 overall pick by the New Orleans/Oklahoma City Hornets.

MARCH 8-11, 2007

NC State becomes only the second team in the history of the ACC Tournament to play four games in four days. The Pack entered as the 10th seed, and reached the championship game for the third time in the last five years.

FEB. 16, 2008

NC State welcomed back many members of the 1983 National Championship team to the RBC Center to celebrate the 25th anniversary of the Pack's second national title

2009-10 SEASON

NC State celebrates its 100th season of basketball, as many former players return are honored throughout the season.

APRIL 5, 2011

Mark Gottfried is named the 19th head coach in school history.

2011-12 SEASON

NC State posts a 24-13 overall record under first-year head coach Mark Gottfried. The Pack earns its first NCAA Tournament berth since 2006 and advances to the Sweet Sixteen for the first time since 2005.

JAN. 12, 2013

NC State records its sixth win over a team ranked No. 1, toppling top-ranked Duke, 84-76. The victory capped a 10-game winning streak that catapulted NCSU to its second straight 24-win season.

2014-15 SEASON

NC State records wins over national champion Duke and at North Carolina before making its second run to the Sweet 16 in four years. Mark Gottfried's squad captured wins over four coaches in the Naismith Basketball Hall of Fame.

MARCH 17, 2017

Kevin Keatts is named the 20th head coach in school history.



Former coach Norm Sloan sank the symbolic last shot in Reynolds Coliseum on February 24, 1999.



The Wolfpack opened the doors to one of college basketball's finest facilities, then called the ESA, with a 67-63 win over Georgia on November 19, 1999.



Nate McMillan, who served as an assistant coach, celebrates with the USA Basketball Team after winning the gold medal at the 2008 Olympic



Mark Gottfried and C.J. Leslie celebrate NC State's 66-63 victory over Georgetown to advance to the Sweet Sixteen.



Although NC State won national titles in 1974 and 1983, those were not the only times the Wolfpack advanced all the way to the Final Four at the NCAA Tournament. NC State reached the Final Four for the first time in school history during the 1950 NCAA Tournament.



NC State took third place honors that season, claiming the now-defunct consolation game that was played between the two non-advancing teams from the semifinals. The Pack started off its run to the Final Four with an 87-74 win over Holy Cross in the regional semifinal. In the regional finals the next day, the Pack lost to City College of New York, 78-73. NC State recovered and downed Baylor in the national consolation game, 53-41.

The 1950 squad was full of stars that season: Sam Ranzino, Dick Dickey, Vic Bubas and Paul Horvath.

The 1950 team won both the Southern Conference regular season and Southern Conference Tournament titles, and ended the season with a 27-6 record.




Sam Ranzino was named MVP of the 1950 Southern Conference Tournament, and helped the Pack advance to its first Final Four.





1974 NCAA CHAMPIONS

Front row (L-R): Mike Sloan (student manager), Steve Smoral, Craig Kuszmaul, Mark Moeller, Monte Towe, David Thompson, Greg Hawkins, Moe Rivers, Bruce Dayhuff.
Center row (L-R): Eddie Biedenbach (assistant coach), Art Musselman (assistant coach), Steve Nuce, Dwight Johnson, Jerry Hunt, Tim Stoddard, Steve Smith, Ken Gehring, Sam Esposito (assistant coach), Norm Sloan (head coach).
Back row (L-R): Bill Lake, Tommy Burleson, Phil Spence, Mike Buurma.



NC State's first national championship team, the 1973-74 Wolfpack, may have been the best basketball team ever to play in the Atlantic Coast Conference. During the 1972-73 and 1973-74 seasons, the Wolfpack went 57-1 overall, 24-0 in regular-season ACC play, and won 32 straight games against ACC teams, all conference records that still stand today.

The 1973 and 1974 Wolfpack teams had winning streaks of 29 and 28 games (extended to 36 games the following year), and culminated its two-year domination of college basketball by dethroning perennial college kingpin UCLA in the semifinal and winning the 1974 national championship with a 12-point victory over Marquette in the title game.

The '74 Wolfpack was led by the peerless David Thompson, three-time ACC Player of the Year and the 1975 National Player of the Year. His supporting cast included two other All-Americans, 7-4 center Tommy Burleson and 5-7 point guard Monte

Towe. Future major league pitcher Tim Stoddard played power forward and perfected the alley-oop pass to Thompson, and Mo Rivers was Towe's backcourt mate. Raleigh native Phil Spence was the sixth man.

Coach Norm Sloan, recognizing the excellent chemistry on his talented team, employed a free-lance passing game with few set plays, allowing his players the freedom to create scoring opportunities and freeing himself to concentrate on late-game situations.

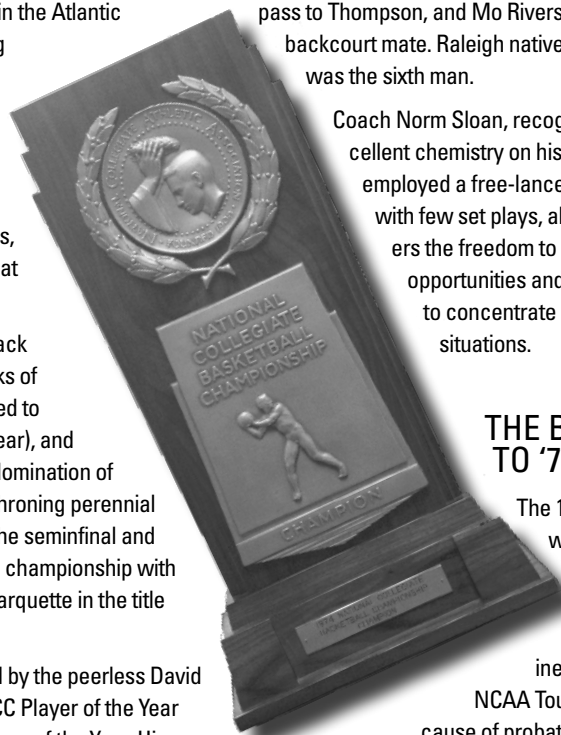
national championship in 1974 would be a disappointment.

NC State opened the season with a pair of easy wins and was unprepared for a mid-December showdown with UCLA, losing to the Bruins, 84-66. The loss made the Pack a more determined team, and NC State went through the rest of the regular season without losing again, finishing with a 24-1 overall record.

THE GREATEST GAME IN ACC HISTORY

The ACC featured two other top 10 teams that year – No. 4 Maryland and No. 8 North Carolina – but the Wolfpack went through the conference season unbeaten for the second year in a row.

There were no at-large bids to the NCAA Tournament in those days. The ACC Tournament champion went to the big dance; everyone else went home. As the first-place finisher in the regular season, the Wolfpack had a bye in the opening round of the tournament, blew out Virginia in the semifinals, and then downed Maryland 103-100 in overtime in what has been called one of the greatest college basketball game ever played.



THE BUILDUP TO '74

The 1972-73 Wolfpack went through the season undefeated at 27-0, but was ineligible for the NCAA Tournament because of probation. Prior to the '74 season, debate raged as to who was better, UCLA or NC State, and from the Wolfpack's perspective, it seemed that anything less than a



The game was one for the ages, a vintage ACC heart-stopper. Maryland hit 12 of its first 14 shots and jumped to a 25-12 lead after six minutes. NC State cut the lead to 55-50 at halftime. The momentum swung back and forth several times in the second half, but the pace never slowed and the tension got tighter and tighter.

Behind the spectacular play of Burluson, the Wolfpack held a 97-93 lead with 2:12 to play, but Maryland got two clutch baskets late to tie the game at 97-97 and send it into overtime. The lead changed hands three times in the overtime, and the outcome was not settled until the final minutes.

CHAMPIONS AT LAST

As the State-UCLA game approached, the anticipation continued to climb. Thousands of fans jammed Reynolds Coliseum each day to watch the Wolfpack's practices the week leading up to the Final Four, and when the two teams finally met at Greensboro Coliseum, they played a game that not only lived up to all expectations, but easily exceeded them.

Regulation ended in a 65-65 tie, then both teams scored just two points in the first overtime. UCLA took a seven-point lead in the second overtime and appeared well on its way to advancing to its eighth consecutive national championship game, but the Wolfpack battled back. David Thompson scored four straight points to give the Pack a 78-75 lead with 34 seconds to play and NC State went on to an 80-77 win.

Two nights later, the Wolfpack won the championship,

NC STATE 76 • MARQUETTE 64

Monday, March 25 • Greensboro, N.C.

Marquette	MIN	FG	FT	REB	PF	A	TP
Ellis	39	6-16	0-0	11	5	1	12
Tatum	20	2-7	0-0	3	4	1	4
Lucas	40	7-13	7-9	13	4	0	21
Walton	24	4-10	0-0	2	2	2	8
Washington	36	3-13	5-8	4	3	0	11
Delsman	5	0-0	0-0	0	2	0	0
Daniels	17	1-3	1-2	0	3	2	3
Campbell	12	2-3	0-0	1	3	0	4
Homan	6	0-4	1-2	6	2	1	1
Brennan	1	0-0	0-0	0	1	0	0
Totals	200	25-69	14-21	43	29	7	64


FG%: 1st Half: 39.4 2nd Half: 33.3 Game: 36.2
 FT%: 1st Half: 57.1 2nd Half: 71.4 Game: 66.7

NC State	MIN	FG	FT	REB	PF	A	TP
Stoddard	25	3-4	2-2	7	5	2	8
Thompson40	7-12	7-8	7	3	2	21	
Burluson	36	6-9	2-6	11	4	0	14
Rivers	40	4-9	6-9	2	2	5	14
Towe	37	5-10	6-7	3	1	2	16
Spence	19	1-2	1-2	3	2	3	3
Moeller	3	0-0	0-0	0	0	0	0
Totals	200	26-46	24-34	34	17	14	76

FG%: 1st Half: 57.7 2nd Half: 55.0 Game: 56.5
 FT%: 1st Half: 81.8 2nd Half: 65.2 Game: 70.0

Officials: Howell, Brown - Attendance: 15,792
 Technical Fouls: McGuire (2)

dropping Marquette 76-64 in a game most people don't even remember. The first half was tight before two technical fouls on Marquette coach Al McGuire ignited a 10-0 Wolfpack run late in the period. NC State's lead grew to as many as 19 points in the second half, and the Wolfpack cruised to its first national championship.





/// 1983 NATIONAL CHAMPIONS

1983 NCAA CHAMPIONS

Front row (L-R): Alvin Battle, Thurl Bailey, Sidney Lowe, Dereck Whittenburg, Quinton Leonard, Harold Thompson.
 Center row (L-R): George McClain, Walt Densmore, Walter "Dinky" Proctor, Cozell McQueen, Lorenzo Charles, Mike Warren, Terry Gannon, Ernie Myers.
 Back row (L-R): Craig Sink (manager), Gary Bryant (manager), Ed McLean (assistant coach), Ray Martin (assistant coach), Jim Valvano (head coach), Tom Abatemarco (assistant coach), Max Perry (graduate assistant), Steve Whitt (manager), Jim Rehbock (trainer).



NC State's second national championship was as unexpected as its first was anticipated. The 1983 Wolfpack, head coach Jim Valvano's third NC State team, was a veteran unit with a gifted backcourt in seniors Sidney Lowe and Dereck Whittenburg, and an All-America candidate at forward in senior Thurl Bailey. Although expectations were high that NC State could return to national prominence in 1983, few expected anyone from the ACC other than Virginia and North Carolina to contend for the national championship.

The Wolfpack, coming off a 22-10 season the year before, got off to a strong start. The Pack won seven of its first nine games, heading into a January 12 game at Reynolds against Virginia. UVA had won five straight from the Wolfpack prior to that meeting.

The season turned when Whittenburg, who had scored 27 first-half points and led the Pack to a 16-point lead late in the first half against the Cavaliers, broke his right foot when he landed wrong on the foot of a UVA player early in the second half. Not only did the Wolfpack let a big lead slip away and absorb its sixth consecutive loss to the Cavaliers, but team doctors informed Valvano after the game that Whittenburg was lost for the season.

Following Whittenburg's injury, NC State lost three of its first four games. Then, the tide began to turn. The Wolfpack won eight of its next 10 and began to pull back together as a unit. At 16-8 with three regular-season games remaining, things were looking up again. Whittenburg, recovering faster than expected, was cleared to return to the lineup.

He reappeared against the Cavaliers in Charlottesville, and though the Wolfpack lost, the season began to turn again. The Pack finished the regular season 17-10 following a 130-89 win over Wake Forest in the final game.

SURVIVE AND ADVANCE

Throughout the postseason, Valvano implored his team to stay close every game and put itself in a position to win at the end. "Survive and advance," Valvano would say, and the Wolfpack took his words to heart with last-minute wins over Wake Forest, North Carolina and Virginia to capture the ACC Tournament title.

The Pack was sent to Corvallis, Ore., for the NCAA West Regionals and a first-round date against Pepperdine. NC State missed its first 12 shots from the field against the Waves, but recovered and managed to force a 47-47 tie at the end of regulation. After Pepperdine built a six-point cushion with less than a minute to play in the first overtime period, it appeared the Wolfpack's season was slipping away.

Miraculously, the Wolfpack was able to cut the lead to two after Dane Suttle, an 84 percent free-throw shooter, missed the front ends of two one-and-ones. After Whittenburg missed a free throw, Cozell McQueen grabbed the rebound and threw in an incredible off-balance shot from eight feet to send the game into double overtime. NC State went on to a 69-67 victory in the second overtime, and the push toward Albuquerque had begun.

Sixth-ranked UNLV was up next, and after falling behind 52-40 with 11:40 to play, the Wolfpack went on a run. Bailey hit a jumper with 37 seconds left to cut



the lead to 70-69, and after Vegas missed the front end of a one-and-one, he was able to hit a fadeaway bank shot with four seconds to play for a 71-70 win.

NC State cruised to a 75-56 win over Utah in the regional semifinal matchup, setting up another meeting with Virginia in the regional final. Whittenburg continued his sparkling long-range bombing, and the Pack stayed close throughout. Virginia owned a 62-61 lead, when Sampson fouled Lorenzo Charles with 23 seconds remaining. Charles made both free throws, and the Pack was headed to the Final Four.

THE FINAL FOUR

Houston vs. Louisville was the headliner game in the first round of the Final Four, a game most people said would really decide the national championship. But while much of the basketball world awaited the Cougars and Cardinals, Jim Valvano and his Wolfpack came to Albuquerque and stole the show, on and off the court.

Valvano, glib and mercurial on his feet, immediately stole the media spotlight, taking the pressure off his team, which faced 18th-ranked Georgia in the other semifinal matchup. The Wolfpack smoked the Bulldogs, building an 18-point lead with less than five minutes to play before hanging on for a 67-60 win that sent NC State into its second national championship game in nine years.

When Houston destroyed Louisville in the other semifinal game, the NC State-Houston game was viewed as a major mismatch by the national media, though the Wolfpack had won four games against top 10 teams (North Carolina, Virginia twice, and UNLV) in the month of March.

Houston hoped to control the game with its superior front line, led by All-Americans Akeem Olajuwon and Clyde Drexler. The Wolfpack game plan was simple – control the tempo with its peerless guard play. Lowe played all 40 minutes, scored eight points, had eight assists, five steals and no turnovers. He dominated the game from the backcourt. Whittenburg played 39 outstanding minutes, hit six long-range bombs, scored 14 points and had five rebounds. Bailey and McQueen, meanwhile, helped tighten the defense on Olajuwon. Bailey delivered 15 points and five rebounds, and McQueen added four points and 12 rebounds.

The Pack forced the action in the first half and held a 33-25 lead at halftime, but Houston charged back after intermission and took 42-35 advantage following a 17-2 run. The Pack was once again searching for a miracle.

Turnovers and several missed free throws allowed the Wolfpack to tie the game at 52-52 with 1:59 to play, and after Houston missed the front end of a one-and-one with 1:05 to play, NC State worked the clock to the 44-second mark and called a timeout.

Valvano wanted to hold the ball until 10 seconds remained, and then have Lowe penetrate in hopes of creating a shot. Instead, State wound up with Whittenburg launching a wild shot from 30 feet. When the shot came up short, Charles was there to grab

NC STATE 54 • HOUSTON 52

Monday, April 4 • Albuquerque, N.M.

NC State	MIN	FG	FT	REB	PF	A	TP
Bailey	39	7-16	1-2	5	1	0	15
Charles	25	2-7	0-0	7	2	0	4
McQueen	34	1-5	2-2	12	4	1	4
Whittenburg	39	6-17	2-2	5	3	1	14
Lowe	40	4-9	0-1	0	2	8	8
Battle	4	0-1	2-2	1	1	1	2
Gannon	18	3-4	1-2	1	3	2	7
Myers	1	0-0	0-0	1	0	0	0
Totals	200	23-59	8-11	34	16	13	54

FG%: 1st Half: 39.4 2nd Half: 38.5 Game: 39.0
 FT%: 1st Half: 77.8 2nd Half: 50.0 Game: 72.7



Houston	MIN	FG	FT	REB	PF	A	TP
Drexler	25	1-5	2-2	2	4	0	4
Micheaus	18	2-6	0-0	6	1	0	4
Olajuwon	38	7-15	6-7	18	1	1	20
Franklin	35	2-6	0-1	0	0	3	4
Young	30	3-10	0-4	8	0	1	6
Anders	17	4-9	2-5	2	2	1	10
Cettys	20	2-2	0-0	2	3	2	4
Rose	7	0-1	0-0	1	2	0	0
Williams	10	0-1	0-0	4	3	1	0
Totals	200	21-55	10-19	44	16	9	52

FG%: 1st Half: 31.3 2nd Half: 47.8 Game: 38.2
 FT%: 1st Half: 50.0 2nd Half: 55.6 Game: 52.6

Officials: Nichols, Housman, Forte
 Technical Fouls: None; Attendance: 17,327
 Halftime: NC State 33, Houston 25


the rebound and slam it home as time expired to give the Wolfpack a 54-52 win and its second national championship.

For the second time in less than a decade, the state of North Carolina celebrated a Wolfpack national championship, and this time, the entire country was captivated thanks to the charismatic Valvano and the manner in which his determined team of underdogs slayed one Goliath after another in the month of March.






/// ACC CHAMPIONSHIP TEAMS




1954 ACC CHAMPIONS

Front row (L-R): Phil DiNardo, John Maglio, Ronnie Scheffel, Dick Tyler, Herb Applebaum, David Kelley, Jim Stevenson
 Center row: Bobby Adams, Doug Kincaid, David Gotkin, Mel Thompson, Vic Molodet, Bob Schrubbe
 Back row: Cliff Hafer, Nick Pond, Bob Seitz, Cliff Dwyer, Ronnie Shavlik, Lou Dickman




1955 ACC CHAMPIONS

Front row (L-R): Bucky Waters, Ronnie Scheffel, David Gotkin, John Maglio, Vic Molodet
 Center row: Gerald Prince, Lou Dickman, Cliff Hafer, Nick Pond, George Stepanovich
 Back row: Phil DiNardo, Cliff Dwyer, Bob Seitz, Ronnie Shavlik, Mike Miles



1956 ACC CHAMPIONS

Front row (L-R): Bucky Waters, John Maglio, Vic Molodet, Marvin Kessler
 Center row: Mike Miles, Ronnie Shavlik, Bob Seitz, Lou Dickman
 Back row: Nick Pond, George Stephanovich, Phil DiNardo, Cliff Hafer, Tom Hopper




1959 ACC CHAMPIONS

Front row (L-R): Dan Englehardt, Mark Reiner, Lou Pucillo, Bob McCann, Dick Culler
 Center row: Everett Case (head coach), Stan Niewierowski, Bob MacGillivray, Bruce Hoadley, Don Gallagher, Jon Ed Simbeck, Vic Bubas (assistant coach)
 Back row: George Stepanovich, Bob DiStefano, Larry Ranta, John Richter, Harold Atkins



1965 ACC CHAMPIONS


Front row (L-R): Press Maravich (head coach), Harold Keating (head trainer), Eddie Biedenbach, Larry Lakins, Billy Moffitt, Charlie Bryant (assistant coach)
 Center row: Frank Weedon (sports info. director), Pete Coker, Tom Mattocks, Sam Gealy, Larry Worsley
 Back row: Hal Blondeau, Ray Hodgdon, Gary Taylor, Jerry Moore, Gary Hale



1970 ACC CHAMPIONS

Front row (L-R): Jim Risinger, Vann Williford, Norman Sloan (head coach), Rick Anheuser, Al Heartley
 Center row: Charlie Bryant (assistant coach), Joe Dunning, Ed Leftwich, Sam Esposito (assistant coach)
 Back row: Dan Wells, Rennie Lovisa, Paul Coder, Doug Tilley

1973 ACC CHAMPIONS



Front row (L-R): Craig Kuszmaul, Greg Hawkins, Monte Towe, Joe Cafferky, Rick Holdt, David Thompson, Steve Smoral, Mark Moeller

Back row: Eddie Biedenbach (assistant coach), Art Musselman (assistant coach), Jerry Hunt, Steve Nuce, Tim Stoddard, Tommy Burleson, Steve Smith, Mike Dempsey, Leo Campbell, Norman Sloan (head coach), Sam Esposito (assistant coach).




1974 ACC CHAMPIONS

Front row (L-R): Mike Sloan (student manager), Steve Smoral, Craig Kuszmaul, Mark Moeller, Monte Towe, David Thompson, Greg Hawkins, Moe Rivers, Bruce Dayhuff.
 Center row (L-R): Eddie Biedenbach (assistant coach), Art Musselman (assistant coach), Steve Nuce, Dwight Johnson, Jerry Hunt, Tim Stoddard, Steve Smith, Ken Gehring, Sam Esposito (assistant coach), Norm Sloan (head coach).
 Back row (L-R): Bill Lake, Tommy Burleson, Phil Spence, Mike Burma.



1983 ACC CHAMPIONS

Front row (L-R): Alvin Battle, Thurl Bailey, Sidney Lowe, Dereck Whittenburg, Quinton Leonard, Harold Thompson.
 Center row (L-R): George McClain, Walt Densmore, Walter (Dinky) Proctor, Cozell McQueen, Lorenzo Charles, Mike Warren, Terry Gannon, Ernie Myers.
 Back row (L-R): Craig Sink (manager), Gary Bryant (manager), Ed McLean (assistant coach), Ray Martin (assistant coach), Jim Valvano (head coach), Tom Abatemarco (assistant coach), Max Perry (graduate assistant), Steve Whitt (manager), Jim Rehbock (trainer).



1987 ACC CHAMPIONS

Front row (L-R): Bennie Bolton, Vinny Del Negro, Kenny Drummond, Kelsey Weems, Quentin Jackson, Walker Lambiotte, Kenny Poston, Brian Howard
 Back row: Dick Stewart (assistant coach), Ernie Myers (student assistant coach), Jim Valvano (head coach), Chucky Brown, Mike Giomi, Charles Shackelford, Tevin Binns, Avie Lester, Andy Kennedy, Ed McLean (assistant coach), Ray Martin (assistant coach), Jim Rehbock (head trainer)



Since its inception in 1910, the NC State basketball program has been rich in tradition. The Wolfpack has won two national championships, gone to three Final Fours, won 10 Atlantic Coast Conference championships, won seven Dixie Classic championships and seven Southern Conference championships over the years.

NC State's tradition of excellence dates all the way back to the end of World War I. Coach Harry Hartsell's 1918 Techs were the first dominant team at NC State, compiling a 12-2 record after winning nine of their first 10 games. Since then, NC State has had a tradition of exceptional teams led by exceptional coaches, a tradition that continues to this day with Kevin Keatts, the 20th head coach in NC State basketball history.



NC STATE COACHING SUMMARY

Name	Years	W-L	Pct.
Piggy Hargrove	1911-12	1-7	.125
Chuck Sandborn	1913, 1916	11-13	.458
John Hegarty	1914	5-8	.385
H. S. Tucker	1915	5-5	.500
Harry Hartsell	1917-18, 1922-23	32-32	.500
Tal Safford	1919	11-3	.786
Richard Crozier	1920-21, 1924	24-35	.408
Gus Tebell	1925-30	79-36	.687
R. R. Sermon	1931-40	111-74	.600
Bob Warren	1941-42	21-16	.563
Leroy Jay	1943-46	28-45	.384
Everett Case	*1947-64	377-134	.738
Press Maravich	1964-66	38-13	.745
Norman Sloan	1966-80	266-127	.677
Jim Valvano	1980-90	209-114	.647
Les Robinson	1990-96	78-98	.434
Herb Sendek	1996-07	191-132	.591
Sidney Lowe	2007-11	71-62	.534
Mark Gottfried	2011-17	123-86	.589
Kevin Keatts	2018-	45-24	.652

* Includes two games as head coach in 1965 before retiring.



A

Abu, Abdul-Malik – 2015-16-17-18
Adell, Darnell – 1976
Allen, John – 1935-36
Albritton, Braxton – 2005-06-07
Almond, E.K. – 1944
Alverson, Lisa – 1983 (manager)
Anderson, Ron – 1998-99
Anheuser, Rick – 1969-70
Any, BeeJay - 2014-15-16-17
Apke, Mike – 1995-96 (manager)
Applebaum, Herb – 1953-54
Atkinson, H.E. – 1930-31
Atsür, Engin – 2004-05-06-07
Auksel, Pete – 1962-63-64
Auman, Earl – 1939-40
Austin, Claudia – 1983 (manager)
Austin, Clyde – 1977-78-79-80
Aycock, Charles – 1935-36

B

Bailey, Thurl – 1980-81-82-83
Bakalli, Migjen – 1991-92-93
Ball, Bill – 1941-42
Barber, Anthony - 2014-15-16
Bartels, Eddie – 1947-48-49
Battle, Alvin – 1983-84
Battle, Staats - 2012-13-14-15
Batts, Jr., Lavar – 2018
Bazemore, Jonathan – 2003-04-05-06 -07 (manager)
Bean, Keith – 1999
Beard, Clayton – 2008
Benjamin, Ishua – 1995-96-97-98
Bell, Michael – 2002
Bell, William – 1954-56-57-58
Bennerman, Cameron – 2003-04-05-06
Benson, Bill – 1971
Berlinski, Eddie – 1936-37
Berry, Connie Mack – 1937-38
Bessey, Aaron - 2012
Bethel, Tony – 2005-06
Beverly, Braxton – 2018-19
Biedenbach, Eddie – 1965-66-68
Binns, Teviin – 1986-87
Blondeau, Hal – 1964-65-66
Boger, Jim – 1946
Bolton, Bennie – 1984-85-86-87
Bolton-Fuhrman, Tyler - 2012 (manager)
Brackman, Andrew – 2005-06
Bragg, Seph – 2000-01-02 (manager)
Brake, J. E. – 1930
Brandenburg, Paul – 1951-52-53
Brannan, Toby – 1987-88 (manager)
Braucher, Dick – 1967-68-69
Brickhouse, Chris - 2014-15-16-17
Brown, Chucky – 1986-87-88-89
Brown, Harry L. – 1926-27
Brown, Lorenzo - 2011-12-13
Bryant, Gary – 1981 (manager)
Bryant, Miller – 2007-08-09-10-11 (manager)
Bryce, CJ - 2019
Bubas, Vic – 1948-49-50-51
Buffum, Luke – 1996-97-98
Burleson, Tom – 1972-73-74
Butts, Rodney – 1984

C

Cafferky, Joe – 1972-73

Campion, Paul – 1991
Cannon, Chase - 2013-14-15-16
Carpenter, W.L. – 1944
Carr, Kenny – 1975-76-77
Carter, Jason – 1994 (manager)
Cartier, Warren – 1947-48-49-50
Charles, Lorenzo – 1982-83-84-85
Cioffi, Nick - 2011 (manager)
Clark, G. – 1931
Clark, Justin – 2007
Clark, Ken – 1957-58-60
Clark, Patrick – 2004-05-06-07-08 (manager)
Cline, F. D. – 1918-19-20
Coder, Paul – 1970-71-72
Collins, Chad – 1996-97-98-99 (manager)
Collins, Jordan – 2002-03-04-05
Collins, Shain – 2009-10-11 (manager)
Coker, Pete – 1965-66
Coleman, Web – 1989 (manager)
Cook, Bob – 1950-51
Corchiani, Chris – 1988-89-90-91
Corchiani, Jr., Chris - 2015-16-17
Corkhill, Doug – 1977 (manager)
Costner, Brandon – 2007-08-09
Crawford, Cliff – 2000-01-02-03
Crawford, Monte – 1938-39-40
Cromartie, Roy – 1938-39-40

D

Dalrymple, Neil – 1935-36-37
D'Amico, Brian – 1988-89-90
Daniels, Devon - 2019
Daniels, Ricky – 1994-95
Darden, J.B. – 1928 (manager)
Davis, Craig – 1975-76-77-78
Davis, Darrell – 2007
Davis, Joe – 1946
Davis, Josh – 2010
Davis, Mark – 1992-93-94-95
Dawson, C.G. – 1944
Deakin, Danielle – 1990 (manager)
Degand, Farnold – 2008-09-10
Del Negro, Vinny – 1985-86-87-88
Densmore, Walt – 1983
De Thaey, Thomas - 2012
Dickey, Dick – 1947-48-49-50
Dickman, Lou – 1954-55-56
DiNardo, Phil – 1954-55-56
DiNardo, Tommy – 1983-84
DiStefano, Bob – 1959-60-61
Dixon, Don – 1935
Dorn, Torin – 2017-18-19
Dunning, Joe – 1970-71
Dwyer, Cliff – 1954-55

E

East, Dick – 1938-39-40
Eaton, Travis - 2012 (manager)
Edwards, J.R. – 1944
Ellington, Andy – 2003-04-05 (manager)
Englehardt, Dan – 1958-59-60
Evtimov, Ilian – 2002-04-05-06
Ewing, Dirk – 1976-77

F

Fasoulas, Panagiotis – 1986
Falk, Chris – 2002-03-04-05 (manager)
Feggins, Bryant – 1990-91, 94
Fells, Courtney – 2006-07-08-09
Ferguson, Trevor – 2007-08-09

Fletcher, Adam – 1991-92
Flythe, Stuart – 1933-34-35
Freeman, Allerik – 2018
Freeman, Lennard - 2014-15-16-18
Fuller, Todd – 1993-94-95-96
Fullwood, Diatra – 1987-88-89 (manager)
Funderburk, DJ - 2019

G

Gainey, Justin – 1997-98-99-00
Gallagher, Don – 1958-59-60
Gammon, Johnny – 1929-30-31
Gannon, Terry – 1982-83-84-85
Garrison, Bob – 1949
Gealy, Sam – 1965-66
Gioni, Mike – 1987
Goins, Ben – 1998 (manager)
Gonzalez, Javier – 2008-09-10-11
Goodwin, F. R. – 1928-29
Goss, Bobby – 1951-52-53
Gossell, Ron – 1963
Gotkin, Dave – 1952-53-54-55
Graham, Steve – 1972
Grant, Gavin – 2005-06-07-08
Green, Al – 1976-77
Green, Jordan – 2006-07-08-09-10 (mgr.)
Greenway, Spencer – 2009
Greiner, Don – 1963
Gresham, Gordon – 1926-27
Grundy, Anthony – 1999-00-01-02
Gugliotta, Tom – 1989-90-91-92
Guidry, Trey – 2001
Gurneau, S. – 1931

H

Hampton, John – 1999-00
Hafer, Cliff – 1955-56-57
Hahn, Bob – 1947-48-49
Hale, Gary – 1965-66
Hall, Jason – 2006 (manager)
Hamilton, Elwin – 1936-37-38
Harr, L. F. – 1928-29-30
Harrington, Adam – 1999
Harris, Blake - 2019
Harris, Bob – 1934-35
Harris, Simon – 2008-09
Harris, Tyler - 2012
Harrison, CC – 1995-96-97-98
Harrison, Marco – 1996
Harrow, Ryan - 2011
Hawkins, Greg – 1973-74
Harand, Joe – 1949-50
Hartzog, Lewis – 1946
Heartley, Al – 1969-70-71
Hellems, Jericole - 2019
Henderson, Terry - 2016-17
Hendricks, Julie – 1989-91-92 (manager)
Heuts, Bob – 1971
Hicks, Darius – 2017-18
Hickson, J.J. – 2008
Hill, P.G. – 1938-39
Hinnant, Mickey – 1989-90
Hoadley, Bruce – 1959-60-61
Hobbs, Milton – 1946
Hockfield, Joe – 1935
Hodgdon, Ray – 1964-65-66
Hodge, Julius – 2002-03-04-05
Holdt, Rick – 1971-72-73
Honeycutt, Adolf – 1935
Hopper, Tom – 1956-57-58

Hopson, Kim – 1989-90 (manager)
Horner, Dennis – 2007-08-09-10
Horvath, Paul – 1948-49-50-51
Howard, Brian – 1987-88-89-90
Howard, Michael – 2010-11 (manager)
Howell, Richard – 2010-11-12-13
Hudson, Paul – 1967
Hudson, Trevor – 2007-08-09-10 (manager)
Huffman, Phillip – 2006-07-08-09-10 (manager)
Hunt, Sam – 2018
Hunter, Kenya – 1997-98 (manager)
Hunter, Tino – 1996
Hyatt, Jeremy – 1994-95-96-97

I

Ibone, Chris – 2008-09-10 (manager)
Inge, Kenny – 1998-99-00-01
Isley, Nelson – 1968-69

J

Jackson, Quentin – 1985-86-87-88
Jackson, R.V. – 1944
Jackson, Robert – 1975-76
Jaworski, H.S. – 1944
Johnson, Alex - 2012
Johnson, Morris W. (John) – 1929-30-31
Johnson, Dwight – 1974
Johnson, M.B. – 1944
Johnson, Marcus – 2008
Johnson, Markell – 2017-18-19
Johnson, Red – 1923-24-25
Johnson, R.L. – 1931
Jones, Art – 1978-79-80-81
Jones, Selby – 1936-37-38
Jones, Trey - 2012 (manager)

K

Kane, Tommy – 1990-91-92-93 (manager)
Kapita, Ted – 2017
Katkaveck, Leo – 1942-46-47-48
Keeter, Brian – 1999-00-01-02
Kelley, Ron – 1998-99-00-01
Kennedy, Andy – 1987
Kessler, Marvin – 1956-57
Key, John – 1963
King, Bryan – 1995-96 (manager)
Kirk, Shaun - 2016-17-18
Knapp, Danny – 1952-53
Knox, Jamie – 1989-90-92
Kohler, Stan – 1944-46
Kornegay, Chuck – 1993
Kretzer, Bill – 1966-67-68
Kretzer, Billy – 1994-95-96
Kufuor, Enrico – 2009-10-11
Kukoy, William – 1951-52-53
Kuzmaul, Craig – 1973-74-75

L

Lacey, Trevor – 2015
Lakins, Larry – 1962-64-65
Langdon, David – 1984-85 (manager)
Lambeth, Woody – 1934-35
Lambiotte, Walker – 1986-87
Lay, Emmett – 1981-82
Lee, David – 1989, 1991
Lee, Desmond - 2014-15
Lee, Sung – 2004-05 (athletic trainer)
Leeper, Thomas – 1922-23



Leftwich, Ed – 1970-71
 Leonard, Quinton – 1982-83
 Lentz, Carl – 1999-00
 Leslie, C.J. - 2011-12-13
 Lester, Avie – 1987-88-89-90
 Lewis, Elbert – 1917-18
 Lewis, Jay - 2012-13
 Lewis, Marc – 1991-92-93
 Lewis, Tyler – 2013-14
 Lile, Carl – 1972
 Litchfield, Terry – 1961
Lockett, Eric - 2019
 Lovisa, Rennie – 1970-71-72
 Lowe, Sidney – 1980-81-82-83
 Lutz, Denny – 1960-61-62

M

MacGillivray, Bob – 1957-58-59
 Mackie, Rob – 2002 (athletic trainer)
 Maglio, John – 1955-56-57
 Mann, Bill – 1938-39
 Marshall, Curtis – 1992-93-94-96
 Martin, Adam – 2003-04-05 (manager)
 Martin, Caleb - 2015-16
 Martin, Cody - 2015-16
 Marvel, Russ – 1960-61-62
 Mason, J. H. – 1914-15-16
 Mason, John T. – 1929
 Mattocks, Tom – 1964-65-66
 Matthews, Kenny – 1978-79-80-81
 Maultsby, Whitney – 1939-40
 Mavredes, Bill – 1967-68-69
 Mays, Julius – 2009-10
 McCauley, Ben – 2006-07-08-09
 McClain, George – 1983-84-85
 McCann, Bob – 1959-60-61
 McCauley, Ben – 2006
 McComas, Jack – 1947-48-49
 McCoy, Chris – 2004-06
 McCuller, Lakista – 1992-93-94-95
 McCullum, Andre – 1997
 McDowall, Jack – 1927-28
 McKinney, Horace (Bones) – 1942
 McLean, Robert – 1967-68
 McMillan, Nate – 1985-86
 McQuage, Bob – 1933-34
 McQueen, Cozell – 1982-83-84-85
 Mejia, Dominick – 2003
 Meighen, Drew – 1999-00 (manager)
 Melvin, Marcus – 2001-02-03-04
 Miller, Archie – 1998-00-01-02
 Mills, Jim – 1940-41
 Mills, Joe – 1940-41
 Mock, Bernie – 1942-43
 Moeller, Mark – 1973-74-75
 Moffitt, Billy – 1964-65-66
 Molodet, Vic – 1954-55-56
 Monroe, Rodney – 1988-89-90-91
 Moore, Jerry – 1965-66
 Morgan, C. – 1930-31
 Morris, Eddie – 1951-52-53
 Morris, Edwin – 1946
 Muehlbauer, Anton – 1960-61
 Myers, Ernie – 1983-84-85-86

N

Neal, William K. – 1946
 Negley, Pete – 1947
 Nelms, George – 1931-32-33
 Nevitt, Chuck – 1980-81-82

Newman, Spencer – 2018
 Newman, Victor – 1992-93
 Nichols, Biff – 1974-75 (manager)
 Nickell, Richard – 1942
 Nickels, Dick – 1946
 Nieman, Bryan – 2006-07
 Niewierowski, Stan – 1959-60-61
 Nixon, George – 1986 (manager)
 Norton, Steve – 1996-97
 Nuce, Steve – 1972-73-74

O

Obi-Gwacham, Kaycee – 2009
 Odom, Michael – 1998-99-00-01-02 (manager)
 O'Donnell, Mike – 2004
 Outlaw, David – 1977-78-79 (manager)

P

Painter, DeShawn – 2010-11-12
 Palek, Paul – 2001 (manager)
 Parks, T. N. – 1921-22
 Parzych, Scott – 1979-80-81-82
 Payne, Raymond – 1939
 Perkins, Donnie – 1978-79
 Perry, Max – 1981-82
 Petty, Benjamin – 1999-00
 Phillips, E.J. – 1913-14
 Phillips, Matt – 1994-95 (manager)
 Pickens, F.P. – 1925-26
 Pickett, Howard – 1976 (manager)
 Pierre, Russell – 1984-85
 Pinder, Kindal – 1978-79
 Pinkins, Al – 1996-97
 Pittman, Kenneth – 2007
 Pond, Nick – 1955-56-57
 Poston, Kenny – 1986-87-88-89
 Powell, Josh – 2002-03
 Proctor, Walter – 1982-83
 Pucillo, Lou – 1957-58-59
 Punger, John – 1961-62
 Purcell, John - 2011
 Purvis, Rodney – 2013

Q

Quick, Betsy – 1996-97 (athletic trainer)

R

Rabb, Walter – 1936-37
 Ramsey, Tor – 1988 (manager)
 Ranzino, Sam – 1948-49-50-51
 Raymond, Jaqawn - 2012
 Rennie, Jim – 1935-38-39
 Rex, Ray – 1934-35
 Richards, Geoff – 1995-96
 Richter, John – 1957-58-59
 Ripple, J.H. – 1920-21
 Risinger, Jim – 1969-70-71
 Ritter, Chris – 1991
 Rivers, Morris – 1974-75
 Roach, Will – 2002-03-04-05
 Robinson, Anthony – 1991-92
 Robinson, Jevoni – 2013-14
 Robinson, Les – 1963-64
 Rohloff, Ken – 1961-62-63
 Rose, Bud – 1931-32
 Ross, Scott – 2005-06-07 (manager)
 Rowan, Maverick - 2016-17
 Russell, H. E. – 1931

Ruta, Scott – 1987-88 (manager)

S

Sakas, G.A. – 1944
 Scheffel, Ronnie – 1953-54-55
 Schwartz, Brent – 1998-99 (athletic trainer)
 Seale, Donnie – 1992-93
 Seitz, Bob – 1955-56-57
 Seitz, Evan – 2000-01-02-03-04 (manager)
 Serdich, Joe – 1967-68-69
 Sevier, James – 1939-40
 Shackelford, Charles – 1986-87-88
 Shackelford, Terry – 1984
 Shavlik, Ronnie – 1954-55-56
 Sherrill, Fred – 1977
 Sherrill, Scooter – 2001-02-03-04
 Simmons, Cedric – 2005-06
 Simon, Jason – 1990-91-92 (manager)
 Simons, Adam – 2004
 Sinnock, Pom – 1963
 Sloan, Mike – 1974-75 (manager)
 Sloan, Norman – 1947-48-49
 Smith, Jr., Dennis – 2017
 Smith, Kendall – 2009-10-11-12
 Smith, Ray – 1939-40
 Smith, Tracy – 2008-09-10-11
 Smoral, Steve – 1972
 Snow, Harold – 1947
 Speaks, Jon – 1961-62-63
 Speight, Bobby – 1951-52-53
 Spence, Phil – 1974-75-76
 Stepanovich, George – 1957-58-59
 Stine, Charles – 1947-48-49
 Stoddard, Tim – 1973-74-75
 Stokan, Gary – 1977
 Strayhorne, G. V. – 1941-42
 Strong, Danny – 1996-97
 Stroup, Howell – 1938-39-40
 Sudhop, Glenn – 1976-77-78-79
 Summey, Michael – 1997-98 (manager)
 Sutton, Jason – 1994-95-96-97
 Swartzberg, F.L. – 1944

T

Tabscot, J. C. – 1941-42
 Talib, Idris – 1999-00
 Taylor, Phil – 1964-65
 Temple, Ben – 1916-17
 Terrell, Tommy – 1995-96 (manager)
 Terrill, Lee – 1950-51
 Thomas, Johnny – 2009-10
 Thompson, David – 1973-74-75
 Thompson, Harold – 1981-82-83-84
 Thompson, John – 1985
 Thompson, Kevin – 1990-91-92-93
 Thompson, Mel – 1952-54
 Thompson, Tucker – 2017
 Thornton, Damon – 1997-98-99-00-01
 Tilley, Doug – 1969-70-71
 Towe, Monte – 1973-74-75
 Tortoriello, Ronnie - 2011-12 (manager)
 Trifunovich, Nick – 1967-68
 Trogden, R. B. – 1929 (manager)
 Turner, Howard – 1942-44
 Turner, Ralston - 2014-15
 Tyler, Dick – 1952-53-54

U

Upton, Blake – 1999 (manager)
 Urban, Michael – 1997-98 (manager)

V

Vandenberg, Jordan – 2010-11-13-14
 VanOsen, Henry – 1935-36-37
 Vickers, Tommy – 1990-91-92 (manager)


W

Wadsworth, Tyler – 1981-82 (manager)
 Wagner, Ivan – 1996
 Walker, Brian – 1977
 Walker, Steve – 1976-77
 Walker, Wyatt – 2019
 Wallace, Patrick – 2014-15
 Walls, Robert R. – 1977-78-79 (manager)
 Walters, Craig – 1976 (manager)
 Warren, Mike – 1982-83-84-85
 Warren, R.S. – 1928-29
 Warren, T.J. – 2013-14
 Warren, Tony – 1977-78-79
 Washburn, Chris – 1986
 Washington, Kyle - 2014-15
 Waters, Bucky – 1956-57-58
 Watkins, Levi – 2002-03-04-05
 Watts, Craig – 1978-79-80-81
 Webb, Anthony "Spud" – 1984-85
 Weber, Phil – 1981-1984
 Weems, Kelsey – 1986-87-88-89
 Wells, Dan – 1969-70-71
 Wells, Tim – 1997-98-99-00
 Wherry, Dan – 1960-61-62
 White, Dan – 1984-85 (manager)
 White, Tyler – 2010-11-12 (manager)
 Whitefield, Jim – 1962-63
 Whitley, Roland – 1989-90
 Whitney, Charles – 1977-78-79-80
 Whitt, Steve – 1982 (manager)
 Whittenburg, Dereck – 1980-81-82-83
 Wilkins, Ben – 1998-99-00-01 (manager)
 Wilkins, Damien – 2000-01
 Williams, Chad – 2007-08
 Williams, C.J. – 2009-10-11-12
 Williams, Cornelius – 1998-99-00-01
 Williams, Marshall – 2000
 Williams, Walt – 1995 (manager)
 Williford, Vann – 1968-69-70
 Wilson, Marcus – 1993-94-95-96
 Womble, Rufus – 1934
 Wood, Scott – 2010-11-12-13
 Woodward, J. – 1930
 Worsley, Larry – 1964-65-66
 Wright, E. E. – 1929
 Wright, Eddie – 1971 (manager)

Y

York, Melton – 1935-36-37
 York, Smedes – 1963
 Young, Henry – 1928-29
 Yurin, Bernie – 1951-52-53
 Yurtseven, Omer – 2017-18

Bold indicates current player.



DICK DICKEY


6-1 • FORWARD
ALEXANDRIA, IN
PLAYED: 1946-50

All-American: 1948 – Helms Foundation (1st), Converse (2nd), Associated Press (3rd); 1949 – Associated Press (HM); 1950 – Associated Press (2nd), Converse (2nd), Helms (3rd)

One of only three NC State players to earn All-America honors three times ... Is the only four-time all-conference selection in school history ... Led the Wolfpack to four straight Southern Conference titles ... Named to the

1950 NCAA Final Four all-tournament team ... Averaged 13.4 points per game in his four-year career, ranking as the school's eighth all-time leading scorer ... Following his NC State career, became the first Wolfpack player drafted by the NBA, going to the Boston Celtics in 1950.

Year	G	FG-FGA	FT-FTA	Pct	Pts	Avg
1946-47	31	155-na	68-120	.567	378	12.1
1947-48	29	158-na	133-188	.707	451	15.5
1948-49	30	122-na	111-180	.616	355	11.8
1949-50	33	155-na	150-222	.675	460	13.9
Totals	123	590-na	462-710	.651	1644	13.4



SAMMY RANZINO

6-2, FORWARD
GARY, IN
PLAYED: 1947-51

All-American: 1949 – Associated Press (HM); 1950 – Helms Foundation (1st), Converse (1st), Associated Press (2nd), UPI (3rd), Sporting News (3rd); 1951 – Consensus 1st Team (AP, UPI, Collier's Magazine, Look Magazine, NEA, Helms Foundation, International News Service), Converse (3rd).

Joins David Thompson and Dick Dickey as one of only three NC State players to earn All-

America honors three times ... Was a consensus first-team All-America as a senior ... Scored 1,967 points during his Wolfpack career – a record that stood until 1975, when David Thompson broke that mark ... Helped NC State win four consecutive Southern Conference titles and two Dixie Classic titles ... Was the Southern Conference's Most Outstanding Player in 1950.

Year	G	FG-FGA	Pct	FT-FTA	Pct	Reb-Avg	Pts	Avg
1947-48	32	105-na	na	46-71	.648	na	256	8.0
1948-49	33	157-na	na	68-98	.694	na	381	11.5
1949-50	33	241-721	.334	142-197	.721	na	624	18.9
1950-51	34	241-760	.317	224-305	.730	220-6.5	706	20.8
Totals	132	480-671	.715	480-671	.715	NA	1967	14.9



BOBBY SPEIGHT

6-8, FORWARD
RALEIGH, NC
PLAYED: 1950-53

All-American: 1952 – Helms (3rd); 1953 – Helms (2nd), Collier's Magazine (2nd), Associated Press (3rd), Converse (3rd)

Averaged 16.9 points per game as a senior and finished his career with 1,430 points ... Earned All-Southern Conference honors in 1952 and 1953 and led his team to two league titles ... Was just the third NC State player to score more than 500 points in a season ... Ranks

fourth in school history with 1,057 career rebounds ... Called the "fastest big man in college basketball" by coach Everett Case.

Year	G	FG-FGA	Pct	FT-FTA	Pct	Reb-Avg	Pts	Avg
1950-51	37	146-464	.315	72-99	.727	337-9.1	364	9.8
1951-52	33	211-563	.375	103-160	.645	364-11.0	525	15.9
1952-53	32	218-575	.379	105-145	.724	356-11.1	541	16.9
Totals	102	575-1602	.359	280-404	.693	1057-10.4	1430	14.0



VIC MOLODET


5-11, GUARD
EAST CHICAGO, IN
PLAYED: 1953-56

All-American: 1956 – Converse (1st)

Teamed with Ronnie Shavlik to lead the Wolfpack to three-straight ACC Championships, beginning with the first-ever ACC Tournament in 1954 ... The Pack's point guard, delighted Reynolds Coliseum crowds with his ballhandling and flashy style of play ... Earned All-ACC honors in 1955 and 1956 ... Selected to the All-Dixie Classic teams in 1954

and 1955 and was a member of the All-ACC Tournament squad in 1956 ... Ranks 20th in school history with 1,405 career points.

Year	G	FG-FGA	Pct	FT-FTA	Pct	Reb-Avg	Pts	Avg
1953-54	35	177-609	.291	128-200	.640	155-4.4	482	13.8
1954-55	32	157-380	.418	118-166	.711	136-4.2	432	13.5
1955-56	27	162-373	.434	167-196	.852	121-4.5	491	18.2
Totals	94	496-1362	.364	413-562	.735	412-4.4	1405	14.9




RONNIE SHAVLIK

6-8, CENTER
DENVER, CO
PLAYED: 1953-56

All-American: 1955 – Associated Press (2nd), UPI (2nd), NEA (2nd), Collier's Magazine (3rd), Converse Yearbook (3rd); 1956 – Collier's Magazine (1st), International News Service (1st), Look Magazine (1st), NEA (1st), Associated Press (2nd), UPI (2nd), Converse Yearbook (3rd), Helms Foundation (3rd)

The all-time leading rebounder in NC State history with 1,598 career boards ... Led NC State to three ACC titles in each of his three varsity seasons ... Averaged a staggering 19.5 rebounds as a senior ... Set the school record with 35 caroms against Villanova in 1955, while also adding 49 points ... Scored 55 points against William & Mary in 1954 ... Was named the Dixie Classic MVP in 1954 and 1955 ... Named the ACC Player of the Year in 1956 and first-team All-ACC in 1955 and 1956.

Year	G	FG-FGA	Pct	FT-FTA	Pct	Reb-Avg	Pts	Avg
1953-54	35	212-572	.371	120-215	.558	472-13.5	544	15.5
1954-55	32	260-646	.402	187-267	.700	581-18.2	707	22.1
1955-56	28	177-429	.413	156-227	.687	545-19.5	510	18.2
Totals	95	649-1647	.394	463-709	.653	1598-16.8	1761	18.5



JOHN RICHTER


6-8, CENTER
PHILADELPHIA, PA
PLAYED: 1956-59

All-American: 1959 – Converse (1st), NEA (2nd)

Finished his career with 1,109 points ... Ranks fifth all-time in school history with 936 career rebounds ... Averaged 14.2 rebounds per game as a senior in 1959 ... Was a second-team All-ACC selection in 1957 and 1958, while earning first-team honors in 1959 ... Earned All-ACC Tournament honors in 1959 ... Averaged 15.5 points as a sophomore and 17.0 points per

game his senior season ... Was a first-round pick of the Boston Celtics in the 1959 NBA draft.

Year	G	FG-FGA	Pct	FT-FTA	Pct	Reb-Avg	Pts	Avg
1956-57	24	136-262	.520	100-163	.610	305-12.7	372	15.5
1957-58	24	108-236	.457	78-130	.600	261-10.8	294	12.2
1958-59	26	158-369	.428	127-189	.672	370-14.2	443	17.0
Totals	74	402-867	.463	305-482	.632	936-12.6	1109	15.0



LOU PUCILLO


5-9, GUARD
PHILADELPHIA, PA
PLAYED: 1956-59

All-American: 1959 – Look Magazine (1st), Helms Foundation (1st), Associated Press (2nd), Converse (2nd), UPI (3rd)

Was named the ACC Player of the Year in 1959 after leading NC State to the ACC title ... Also named the ACC's Athlete of the Year in 1959 ... Named first-team All-ACC in 1958 and 1959 ... Averaged 15.7 points per game as a junior and 14.6 points as a senior ... Had a high game of

33 points against South Carolina in the 1958 ACC Tournament ... Called the "Bob Cousy of the collegians" by sportswriters.

Year	GP	FG-FGA	Pct	FT-FTA	Pct	Reb-Avg	Pts	Avg
1956-57	24	73-171	.427	38-63	.603	31-1.3	184	7.6
1957-58	24	151-344	.436	76-105	.724	60-2.5	378	15.7
1958-59	26	160-401	.395	62-97	.635	69-2.6	382	14.6
Totals	74	384-916	.415	176-265	.664	160-2.2	944	12.8



DAVID THOMPSON


6-4, FORWARD
BOILING SPRINGS, NC
PLAYED: 1972-75

All-American: 1973 - Unanimous, consensus first-team All-American; 1974 - Unanimous, consensus first-team All-American; 1975 - Unanimous, consensus first-team All-American

A three-time unanimous, consensus first-team All-American ... Named the AP National Player of the Year in 1974 and 1975 ... UPI Player of the Year, Dunlop Player of the Year, Naismith

Award winner, Kodak Award winner in 1975 ... ACC Player of the Year in 1973, 1974 and 1975 ... Earned MVP honors in 1973 World University Games ... ACC all-time scoring leader following his career ... Named to all-tournament team in every tournament he ever played in ... Was the first pick in the 1975 NBA draft.

Year	G-GS	FG-FGA	Pct	FT-FTA	Pct	Reb-Avg	A	Pts	Avg
1972-73	27-27	267-469	.569	132-160	.825	220-8.1	56	666	24.7
1973-74	31-31	325-594	.547	155-208	.745	245-7.9	85	805	26.0
1974-75	28-28	247-635	.546	144-197	.731	229-8.2	48	838	29.9
Totals	86-86	939-1698	.553	431-565	.763	694-8.1	189	2309	26.8



TOMMY BURLESON


7-4, CENTER
NEWLAND, NC
PLAYED: 1971-74

All-American: 1973 - USBWA (1st), Universal Sports (1st), UPI (3rd), AP (HM), NABC (3rd), Sporting News (HM), Basketball Weekly (HM); 1974 - UPI (2nd)

A three-time All-ACC selection and the winner of two Everett Case Awards as the ACC Tournament MVP ... Teamed with David Thompson to provide a lethal inside-outside combination on the Wolfpack's 1974 NCAA Championship team ...

Led the ACC in rebounding in 1972 and '73 ... A member of the 1972 U.S. Olympic basketball team ... Ranks among the Wolfpack's top 10 scorers (1,598 points) and rebounder (1,066 rebounds) ... Had 38 points and 13 rebounds in the finals of the 1974 ACC Tournament against Maryland ... NC State compiled a 73-11 record during his three years on the varsity.

Year	G	FG-FGA	Pct	FT-FTA	Pct	Reb-Avg	A	Pts	Avg
1971-72	26	214-412	.519	126-183	.689	365-14.0	na	554	21.3
1972-73	27	199-389	.512	84-115	.730	324-12.0	56	482	17.9
1973-74	31	228-442	.515	106-162	.654	377-12.2	51	562	18.1
Totals	84	641-1243	.516	316-460	.686	1066-12.7	107	1598	19.0



MONTE TOWE


5-7, GUARD
CONVERSE, IN
PLAYED: 1972-75

All-American: 1973 - UPI Small Team (1st); 1974 - UPI Small Team (1st); 1975 - Converse Small Team (1st)

Earned "Small-Team" All-America honors each of his three years on the Wolfpack varsity ... Teamed with David Thompson and Tommy Burleson to lead the Pack to the 1974 NCAA title ... Earned first-team All-ACC honors

in 1974 ... A heady floor leader who always seemed in command of the situation ... Ranks 11th in school history with 350 career assists.

Year	GP	FG-FGA	Pct	FT-FTA	Pct	Reb-Avg	PF-FO	A	Pts	Avg
1972-73	27	117-250	.468	35-48	.729	46-1.7	67-3	115	269	10.0
1973-74	31	168-325	.517	60-74	.811	67-2.2	82-0	119	396	12.8
1974-75	28	122-260	.469	46-64	.719	45-1.6	80-3	116	290	10.4
Totals	86	407-835	.487	141-186	.756	158-1.8	229-6	350	955	11.1



KENNY CARR


6-8, FORWARD
WASHINGTON, DC
PLAYED: 1974-77

All-American: 1976 - Citizens Savings Foundation (1st), The Sporting News (1st), UPI (3rd); 1977 - The Sporting News (1st), AP (HM)

One of the finest all-around players in NC State history ... Ranked sixth in career scoring and 11th in rebounding in school record books ... Was a member of the gold-medal winning USA Olympic team in 1976 ... Led the ACC in scoring as a sophomore (26.6 ppg) and junior

(21.0 ppg) ... Was a first-team All-ACC selection as a sophomore and junior ... Named to the All-ACC Tournament team twice ... As a sophomore, recorded games of 44 and 45 points against Duke, and also 40 against Western Kentucky that season ... Was the sixth overall selection in the 1977 NBA draft.

Year	G	FG-FGA	Pct	FT-FTA	Pct	Reb-Avg	A	Pts	Avg
1974-75	28	158-301	.525	70-101	.693	201-7.2	19	386	13.8
1975-76	30	322-607	.530	154-218	.706	310-10.3	62	798	26.6
1976-77	28	230-467	.493	128-198	.646	278-9.9	48	588	21.0
Totals	86	710-1375	.516	352-517	.680	789-9.2	129	1772	20.6



HAWKEYE WHITNEY


6-6, FORWARD
WASHINGTON, DC
PLAYED: 1976-80

All-American: 1980 - USBWA (1st), AP (HM)

The only player to place in the top 10 of the ACC's five major statistical categories in 1979 ... Led the Wolfpack in scoring for three seasons, one of just three NC State players to accomplish that feat ... Earned first-team All-ACC honors in 1979 and '80 ... Ranks in the top five in Wolfpack history in scoring and

field goals made ... Also eighth in career steals ... Is the only player in school history to be named the ACC Rookie of the Year ... Was the District Player of the Year in 1980 ... Was the 16th overall selection in the first round of the 1980 NBA draft by the then-Kansas City Kings.

Year	G	FG-FGA	Pct	FT-FTA	Pct	Reb-Avg	A	BS	S	Pts	Avg
1976-77	28	188-366	.514	34-62	.548	163-5.8	25	12	38	410	14.6
1977-78	31	193-420	.460	87-136	.640	167-5.4	56	12	37	473	15.3
1978-79	30	238-445	.535	84-118	.712	184-6.1	94	9	47	560	18.7
1979-80	28	207-397	.521	107-149	.718	138-4.9	84	19	44	521	18.6
Totals	117	826-1628	.507	312-465	.671	652-5.6	259	52	166	1964	16.8




LORENZO CHARLES

6-7, FORWARD
BROOKLYN, NY
PLAYED: 1981-85

All-American: 1984 – AP (3rd), UPI (HM)
Will always be remembered as the man who made the dunk that gave NC State the 1983 national championship ... Earned first-team All-ACC honors in 1984 and '85 ... Named to the NCAA All-Regional team in 1983 and '85 ... Ranks in the top 20 in school history in points and rebounds with 1,535 points and 730 caroms ... Averaged 18.1 ppg as a senior and 18.0 ppg as a junior.

Year	G-GS	Min	FG-FGA	Pct	FT-FTA	Pct	Reb-Avg	A	BS	S	Pts	Avg
1981-82	24-0	144	16-32	.500	20-32	.625	28-1.2	0	2	0	52	2.2
1982-83	36-35	928	109-201	.542	73-109	.670	215-6.0	18	15	16	291	8.1
1983-84	33-33	1156	222-411	.540	151-206	.733	275-8.3	35	26	15	595	18.0
1984-85	33-33	1104	236-411	.575	125-178	.703	212-6.4	28	23	14	597	18.1
Total	126-101	3332	583-1055	.553	369-525	.703	730-5.8	81	66	45	1535	12.2



CHRIS CORCHIANI


6-1, GUARD
MIAMI, FL
PLAYED: 1987-91

All-American: 1990 – The Sporting News (HM);
1991 – NABC (3rd), UPI (HM)

Finished his career as the NCAA's career leader in assists with 1,038, becoming the first player in NCAA history to break the 1,000 assist plateau ... Named second-team All-ACC in 1989 and 1991 ... Averaged 9.6 assists per game as a senior ... Equaled the ACC single-game assist record when he handed out 20

during NC State's 114-91 win over Maryland ... Was the third player in NCAA history to average over 8.0 assists for his career ... Is third in ACC history with 328 career steals ... Was an honorable mention All-America by The Sporting News in 1990.

Year	G-GS	Min	FG-FGA	Pct	3P-3PA	Pct	FT-FTA	Pct	Reb-Avg	A	BS	S	Pts	Avg
1987-88	32-21	788	61-120	.500	17-36	.472	60-72	.8333	44-1.4	235	1	61	202	6.3
1988-89	31-30	1015	101-204	.495	23-54	.426	99-123	.805	78-2.5	266	4	81	324	10.5
1989-90	30-30	1125	131-311	.421	33-82	.402	99-119	.832	53-2.1	238	1	95	394	13.1
1990-91	31-31	1169	160-434	.466	51-135	.378	134-163	.822	78-2.5	299	3	91	505	16.3
Total	124-112	4097	453-978	.463	124-307	.404	392-477	.822	263-2.1	1038	9	328	1425	11.5



TERRY GANNON


6-1, GUARD
JOLIET, IL
PLAYED: 1981-85

Academic All-American: 1984 – GTE/COSIDA;
1985 – GTE/COSIDA

One of the most celebrated student-athletes in NC State history ... Was the winner of the Alumni Athletics Trophy, the H.C. Kennett Award, the Jon Speaks Award and a two-time CoSIDA Academic All-American ... Was awarded a prestigious NCAA postgraduate scholarship ... Averaged 7.1 points per game for his career, and still ranks as the school's

best three-point (58.9 percent) and free-throw shooter (85.4 percent).

Year	GP-GS	Min	Avg	FG-FGA	Pct	FT-FTA	Pct	Reb-Avg	PF-FO	A	TO	Blk	Stl	Pts	Avg
1981-82	25-0	134	5.4	16-40	.400	18-23	.783	8-0.3	13-0	15	18	1	8	50	2.0
1982-83	36-0	549	15.3	76-146	.520	56-62	.903	27-0.7	48-0	42	26	0	18	261	7.2
1983-84	33-27	1031	31.2	150-316	.475	75-89	.843	50-1.5	62-0	114	62	0	29	375	11.4
1984-85	33-3	531	16.1	94-227	.414	26-31	.839	23-0.7	38-0	52	26	0	14	214	6.5
Total	127-30	2245	17.7	336-729	.461	175-205	.854	108-0.9	161-0	223	132	1	69	900	7.1



RODNEY MONROE


6-3, GUARD
HAGERSTOWN, MD
PLAYED: 1987-91

All-American: 1990 – AP (HM), The Sporting News (HM); 1991 – Basketball Weekly (1st), The Sporting News (1st), UPI (2nd), NABC (2nd), Basketball Times (3rd), AP (3rd)

The all-time leading scorer in school history with 2,551 career points ... Selected as the ACC's Player of the Year in 1991 ... A first-team All-ACC selection in 1989 and 1991 ... Led the ACC in scoring and was seventh nationally

as a senior, averaging 27.0 ppg ... Made the All-ACC Tournament squad in 1988 and 1991 ... Had a career-high 48 points, including 31 in the second half, to lead the Pack back from a 15-point deficit to defeat Georgia Tech in 1991 ... Led the ACC and set an NC State single-season record by shooting 88.5 percent from the line in 1991 ... As a sophomore, was absolutely phenomenal in the Pack's win over Iowa in the NCAA tournament, scoring 40 points ... Was an honorable mention All-America by The Sporting News and AP in 1990.

Year	G-GS	Min	FG-FGA	Pct	3P-3PA	Pct	FT-FTA	Pct	Reb-Avg	A	BS	S	Pts	Avg
1987-88	32-0	665	132-277	.477	49-114	.430	42-51	.824	77-2.4	47	4	19	355	11.1
1988-89	31-31	1064	240-513	.468	85-212	.401	98-123	.797	149-4.8	89	4	29	663	21.4
1989-90	30-30	1095	228-505	.451	84-174	.483	157-192	.818	130-4.3	75	5	25	697	23.2
1990-91	31-31	1165	285-641	.445	104-239	.435	162-183	.885	136-4.4	88	7	34	836	27.0
Total	124-92	3989	885-1936	.457	322-739	.436	459-549	.836	492-4.0	299	20	107	2551	20.6



TOM GUGLIOTTA


6-10, FORWARD
HUNTINGTON STATION, NY
PLAYED: 1988-92

All-American: 1992 – Basketball Times (3rd), NABC (3rd), Scripps-Howard (HM)

Made dramatic improvement from his freshman year to his final campaign at NC State ... Went from averaging 2.7 points and 1.7 rebounds as a freshman to earning All-ACC honors as a junior and senior ... As a senior he finished No. 2 in the ACC in scoring (22.5), first in rebounding (9.8) and first in 3-pointers per

game (3.1) ... Was unstoppable in the Pack's 99-88 win over North Carolina as a senior, scoring his career high 36 points by nailing 11-of-17 field goals, including 8-of-14 from 3-point range ... Ranks among the top 15 in school history in nearly every statistical category, evidence of his outstanding all-around game ... Selected No. 6 overall by the Washington Bullets in the 1992 NBA Draft.

Year	G-GS	Min	FG-FGA	Pct	3P-3PA	Pct	FT-FTA	Pct	Reb-Avg	A	BS	S	Pts	Avg
1988-89	21-0	171	18-42	.429	1-2	.500	19-29	.655	35-1.7	5	1	10	56	2.7
1989-90	30-29	889	135-268	.504	23-47	.489	41-61	.672	211-7.0	47	12	48	334	11.1
1990-91	31-31	1123	170-340	.500	66-166	.398	65-101	.644	281-9.1	87	34	53	471	15.2
1992-93	30-30	1107	240-534	.449	93-233	.399	102-149	.685	293-9.8	92	15	62	675	22.5
Totals	113-92	3287	563-1184	.476	183-448	.408	227-340	.668	820-7.3	231	62	173	1536	13.6



TODD FULLER


6-10, CENTER
CHARLOTTE, NC
PLAYED: 1992-96

All-American: 1996 – AP (HM)
Academic All-American: 1995 – GTE/COSIDA, 1996 – GTE/COSIDA

Was one of the country's premier student-athletes ... Named a GTE/CoSIDA first-team Academic All-American as a junior and senior ... Was named the 1996 Payne Webber Scholar-Athlete of the Year after sporting a

GPA of 3.97 ... Was a member of NC State's first Phi Beta Kappa class ... Also excelled on the court, earning All-ACC honors three times ... Was a unanimous first-team All-ACC selection as a senior, leading the ACC in scoring (20.9 ppg) and was second in rebounding (9.9 per game) ... Ranks 11th in school history in scoring (1,589), sixth in rebounding (887), and fourth in blocked shots (147) ... A 1996 NBA lottery pick by the Golden State Warriors (11th overall).

Year	G-GS	Min	FG-FGA	Pct	3P-3PA	Pct	FT-FTA	Pct	Reb-Avg	A	BS	S	Pts	Avg
1992-93	27-2	413	53-116	.457	1-2	.500	34-44	.773	97-3.6	6	8	1	141	5.2
1993-94	30-30	875	144-299	.488	0-4	.000	67-89	.753	253-8.4	33	38	11	355	11.8
1994-95	27-27	816	164-316	.519	0-6	.000	116-138	.841	229-8.5	35	45	7	440	16.3
1995-96	31-31	1044	225-445	.506	16-43	.372	183-229	.799	308-9.9	39	56	10	649	20.9
Total	115-90	3148	586-1176	.498	17-55	.309	400-500	.800	887-7.7	113	147	29	1585	13.8



JULIUS HODGE


6-7, FORWARD/GUARD
HARLEM, N.Y.
PLAYED: 2001-2005

All-American: 2004 – Sporting News (1st); espn.com (1st); College Insider (1st); AP (2nd); USBWA (2nd); NABC (2nd)

As a junior, was a consensus second-team All-American, he was a first-team choice by The Sporting News, ESPN.com and college-insider.com and was a second-team choice of the Associated, the NABC and the U.S.

Basketball Writers Association all during his junior season ... The 2004 ACC Player-of-the-Year ... A first-team All-ACC choice as both a sophomore and junior ... Named ACC Player of the Week twice during the year ... Led the ACC in field goal percentage at 50.7%, and was second in scoring with 18.2 points an outing ... Led the ACC with his 192 free throw attempts and 159 made free throws ... Finished his career ranked third in school history in scoring, first in minutes played ... Selected No. 20 overall by the Denver Nuggets in 2005.

Year	G-GS	Min	FG-FGA	Pct	3P-3PA	Pct	FT-FTA	Pct	Reb-Avg	A	BS	S	Pts	Avg
2001-02	33-33	907	115-260	.442	33-95	.347	89-120	.742	160-4.8	71	10	31	352	10.7
2002-03	31-31	1093	164-374	.439	41-125	.328	179-219	.817	190-6.1	109	23	39	548	17.7
2003-04	31-29	1081	189-373	.507	26-72	.361	159-192	.828	198-6.4	112	25	43	563	18.2
2004-05	34-32	1177	197-400	.493	14-55	.255	169-253	.668	225-6.6	162	24	48	577	17.0
Total	129-125	4258	665-1407	.473	114-347	.329	596-784	.760	773-6.0	454	82	161	2040	15.8



T.J. WARREN

6-8, FORWARD
DURHAM, N.C.
PLAYED: 2012-2014

All-American: 2014 - Sporting News (2nd); AP (2nd); NABC (3rd); USBWA (3rd)

Named 2014 ACC Player of the Year by both coaches and media ... Led ACC in scoring and field goal percentage in 2014, becoming third player ever to do so ... Averaged 24.9 points per game, the fifth-highest mark in NC State history ... Scored 25.5 points per game

in ACC play while leading the conference in steals in league play ... Recorded 9 games with 30+ points as a sophomore ... Scored 41 points or more twice ... 2013 All-ACC Freshmen Team ... Posted second-highest field goal percentage in school history as a freshman ... A 2014 NBA lottery pick by the Phoenix Suns (14th overall).

Year	G-GS	Min	FG-FGA	Pct	3P-3PA	Pct	FT-FTA	Pct	Reb-Avg	A	BS	S	Pts	Avg
2012-13	35-14	944	186-299	.622	14-27	.519	39-72	.542	146-4.2	28	15	42	425	12.1
2013-14	35-35	1238	342-652	.525	31-116	.267	156-226	.690	250-7.1	40	21	63	871	24.9
Total	70-49	2182	528-951	.555	45-143	.315	195-298	.654	396-5.7	68	36	105	1296	18.5



ASSISTANT COACH DIRECTORY

(since 1947)	
Name	Year(s)
Tom Abatemarco	1983-86
Butter Anderson	1947-55
Eddie Biedenbach	1970-78, 1994-96
Vic Bubas	1952-55 (FC), 1956-59
Charlie Bryant	1965-70
Thomas Carr	2017-18 (OP)
Pete Coker	1967 (FC)
Ed Conroy	1992-93
Al Daniel	1991-96
Jeff Dunlap	2011-17 (OP)
Orlando Early	2011-17
Sam Esposito	1968-69 (FC), 1970-78
Larry Farmer	2012 (DPD)
Marty Fletcher	1979-82
Justin Gainey	2009 (OP)
Terry Gannon	1986 (SA)
John Groce	1997-00
Travis Hackert	2020-Pres. (OP)
A.W. Hamilton	2018
Larry Harris	1997-11
Kenya Hunter	2002-04 (OP)
Larry Hunter	2002-05
James Johnson	2018-Pres.
Quentin Jackson	2007-08 (OP)
Wilbert Johnson	1974-78
Brian Lane	1993-95
Stan Lewter	1987-90
Bobby Lutz	2012-16
Press Maravich	1962-64
Ray Martin	1980-88
Benny McKaig	1980-82
Ed McLean	1982-87
Archie Miller	2004-05 (OP), 2006
Sean Miller	1997-01
Greg Morland	2006 (OP)
Clay Moser	1988-89 (VC)
Rob Moxley	2011-2016
	2016-17 (DPD)
Art Musselman	1971-74
Ernie Myers	1987 (SA)
Buzz Peterson	1991-93
George Pickett	1960-61 (FC), 1962
Mark Phelps	1997-00 (OP), 2001-06
Butch Pierre	2017
Lou Pucillo	1962-64 (FC)
Roy Roberson	2019-Pres.
Les Robinson	1965-66 (FC)
Heath Schroyer	2017
Takayo Siddle	2018-Pres.
Dick Stewart	1984-85 (VC), 1987-90
Gary Stokan	1978 (GA), 1979-80
Pete Strickland	2007-11
Lee Terrill	1956-59 (FC), 1960-61
Monte Towe	1979-80
Levi Watkins	2009-11 (OP)
	2011-13 (2OP)
Dereck Whittenburg	1986 (SA), 1989-90
	2013-16 (DPD)

Bold indicates current staff.
 GA — Graduate Assistant Coach
 SA — Student Assistant Coach
 VA — Volunteer Assistant Coach
 FC — Freshman Coach
 OP — Director of Basketball Operations
 2OP - Asst. Director of Basketball Operations
 DPD - Director of Player Development
 NOTE: years listed are dates when season ended

YEAR-BY-YEAR

(since 1947)

EVERETT CASE ERA

1946-47	Butter Anderson
1947-48	Butter Anderson
1948-49	Butter Anderson
1949-50	Butter Anderson
1950-51	Butter Anderson
1951-52	Butter Anderson, Vic Bubas
1952-53	Butter Anderson, Vic Bubas
1953-54	Butter Anderson, Vic Bubas
1954-55	Butter Anderson, Vic Bubas
1955-56	Vic Bubas, Lee Terrill
1956-57	Vic Bubas, Lee Terrill
1957-58	Vic Bubas, Lee Terrill
1958-59	Vic Bubas, Lee Terrill
1959-60	Lee Terrill, George Pickett
1960-61	Lee Terrill, George Pickett
1961-62	George Pickett, Lou Pucillo
1962-63	Press Maravich, Lou Pucillo
1963-64	Press Maravich, Lou Pucillo
1964-65	Press Maravich*, Charlie Bryant

PRESS MARAVICH ERA

1965-66	Charlie Bryant, Les Robinson
---------	------------------------------

NORM SLOAN ERA

1966-67	Charlie Bryant, Pete Coker
1967-68	Charlie Bryant, Sam Esposito
1968-69	Charlie Bryant, Sam Esposito
1969-70	Eddie Biedenbach, Charlie Bryant, Sam Esposito
1970-71	Eddie Biedenbach, Sam Esposito, Art Musselman
1971-72	Eddie Biedenbach, Sam Esposito, Art Musselman
1972-73	Eddie Biedenbach, Sam Esposito, Art Musselman
1973-74	Eddie Biedenbach, Sam Esposito, Art Musselman
1974-75	Eddie Biedenbach, Sam Esposito, Wilbert Johnson
1975-76	Eddie Biedenbach, Sam Esposito, Wilbert Johnson
1976-77	Eddie Biedenbach, Sam Esposito, Wilbert Johnson
1977-78	Eddie Biedenbach, Sam Esposito, Wilbert Johnson
	Gary Stokan
1978-79	Marty Fletcher, Gary Stokan, Monte Towe
1979-80	Marty Fletcher, Gary Stokan, Monte Towe

JIM VALVANO ERA

1980-81	Marty Fletcher, Ray Martin, Benny McKaig
1981-82	Marty Fletcher, Ray Martin, Benny McKaig
1982-83	Tom Abatemarco, Ray Martin, Ed McLean
1983-84	Tom Abatemarco, Ray Martin, Ed McLean, Dick Stewart
1984-85	Tom Abatemarco, Ray Martin, Ed McLean, Dick Stewart
1985-86	Tom Abatemarco, Terry Gannon, Ray Martin, Ed McLean, Dereck Whittenburg
1986-87	Ray Martin, Ed McLean, Ernie Myers, Dick Stewart
1987-88	Clay Moser, Stan Lewter, Ray Martin, Dick Stewart
1988-89	Clay Moser, Stan Lewter, Dick Stewart, Dereck Whittenburg
1989-90	Stan Lewter, Dick Stewart, Dereck Whittenburg

LES ROBINSON ERA

1990-91	Ed Conroy, Al Daniel, Buzz Peterson
1991-92	Ed Conroy, Al Daniel, Buzz Peterson
1992-93	Ed Conroy, Al Daniel, Buzz Peterson
1993-94	Eddie Biedenbach, Al Daniel, Brian Lane
1994-95	Eddie Biedenbach, Al Daniel, Brian Lane
1995-96	Eddie Biedenbach, Al Daniel

HERB SENDEK ERA

1996-97	John Groce, Larry Harris, Sean Miller
1997-98	John Groce, Larry Harris, Sean Miller
1998-99	John Groce, Larry Harris, Sean Miller
1999-00	John Groce, Larry Harris, Sean Miller
2000-01	Larry Harris, Sean Miller, Mark Phelps
2001-02	Larry Harris, Larry Hunter, Mark Phelps
2002-03	Larry Harris, Larry Hunter, Mark Phelps
2003-04	Larry Harris, Larry Hunter, Mark Phelps
2004-05	Larry Harris, Larry Hunter, Mark Phelps
2005-06	Larry Harris, Archie Miller, Mark Phelps

SIDNEY LOWE ERA

2006-07	Larry Harris, Pete Strickland, Monte Towe
2007-08	Larry Harris, Pete Strickland, Monte Towe
2008-09	Larry Harris, Pete Strickland, Monte Towe
2009-10	Larry Harris, Pete Strickland, Monte Towe
2010-11	Larry Harris, Pete Strickland, Monte Towe

MARK GOTTFRIED ERA

2011-12	Bobby Lutz, Orlando Early, Rob Moxley
2012-13	Bobby Lutz, Orlando Early, Rob Moxley
2013-14	Bobby Lutz, Orlando Early, Rob Moxley
2014-15	Bobby Lutz, Orlando Early, Rob Moxley
2015-16	Bobby Lutz, Orlando Early, Rob Moxley
2016-17	Orlando Early, Butch Pierre, Heath Schroyer

KEVIN KEATTS ERA

2017-18	James Johnson, Takayo Siddle, A.W. Hamilton
2018-19	James Johnson, Takayo Siddle, Roy Roberson

* Took over as head coach two games into the season after Everett Case retired after becoming sick.



/// ALL-TIME JERSEYS

0

DeShawn Painter (2011) †
Rodney Purvis (2012-13)
Abdul-Malik Abu (2015-18)
DJ Funderburk (2019-Pres.)

00

Danny Strong (1996-97)

1

Damien Wilkins (2000-01)
J.J. Hickson (2008)
Richard Howell (2010-13)
Trevor Lacey (2013-2015)
Lennard Freeman (2016-18) †

2

Anthony Grundy (2000-02) †
Simon Harris (2008-09)
Lorenzo Brown (2011-13)
Anthony Barber (2013-14) †
Torin Dorn (2017-19)

3

Clyde Austin (1977-80)
Mickey Hinnant (1989-90)
Lakista McCuller (1992-95)
Damon Thornton (1996-01)
Ilian Evtimov (2002-06)
Darrrell Davis (2007)
Terry Henderson (2015-17)
Lavar Batts, Jr. (2018)

4

Dereck Whittenburg (1980-83) †
Spud Webb (1984-85) †
Mark Davis (1992-95)
Ivan Wagner (1996)
Carl Lentz (1999)
Michael Bell (2001)
Dovonte Edwards (2002)
O'Donnell, Mike (2004)
Will Roach (2005) †
Courtney Fells (2006-09)
Enrico Kufuor (2010-11) †
Chris Brickhouse (2014-15) †
Dennis Smith, Jr. (2017)
Jericole Hellems (2019-Pres.)

5

Donnie Seale (1992-93)
Ishua Benjamin (1995-98)
Brian Keeter (1999-02)
Chris McCoy (2006)
Enrico Kufuor (2009) †
DeShawn Painter (2010)
C.J. Leslie (2010-13)
Desmond Lee (2013-15)
Darius Hicks (2017-18)
Eric Lockett (2019)

10

Whitey Bell (1954-58) †
Bob McCann (1959-61)
Tommy Mattocks (1964-66)
Dick Braucher (1967-69)
Carl Lile (1972)
Mo Rivers (1974-75)
Al Green (1976-77)
Max Perry (1981-82)
Tommy DiNardo (1983-84)
Nate McMillan (1985-86) *
Jason Sutton (1994-97)
Justin Flatt (2003)
Chris McCoy (2004)
Braxton Albritton (2005-07)
Javier Gonzalez (2008-11)
Chase Cannon (2011-12) †
Lennard Freeman (2013-15) †
Braxton Beverly (2018-pres.)

11

Kelsey Weems (1986-89)
Curtis Marshall (1992-94, 96)
Archie Miller (1998-02)
Gavin Grant (2005-08)
Markell Johnson (2017-Pres.)

12

Marvin Kessler (1956-57) †
Jim Whitfield (1962-63)
Larry Worsley (1964-66)
Paul Coder (1970-72)
George McLain (1983-85)
Adam Fletcher (1991-92)
Justin Gainey (1997-2000)
Dominick Mejia (2003-04)
Farnold Degand (2008-10)
Ryan Harrow (2011)
Tyler Lewis (2012-14)
Anthony Barber (2014-16)
Allerik Freeman (2018)

13

Panagiotis Fasoulas (1956-58)
Chris Corchiani (1988-91)
Cameron Bennerman (2003-06)
Marcus Johnson (2008)
Spencer Greenway (2009)
Thomas de Thaeys (2012)
Chris Corchiani, Jr. (2015-17)
CJ Bryce (2019-Pres.)

14

Bucky Waters (1956-58) †
John Punger (1961-62)
Larry Lakins (1963-65)
Vann Williford (1968-70) *
Greg Hawkins (1973-74)
Brian Walker (1977)
Phil Weber (1981-84)
Vinny Del Negro (1985-88) *
Al Pinkins (1996-97)
Engin Atsür (2004-07)
Jordan Vandenberg (2010-14)
Caleb Martin (2015-16)
Omer Yurtseven (2017-18)

15

Dinky Proctor (1982-83)
Roland Whitley (1989-90)
Ron Anderson (1997-98)
Idris Talib (1999-2000) †
Trevor Ferguson (2007-09)
Scott Wood (2009-13)
Chris Brickhouse (2013-14)
Cody Martin (2014-15)
Chris Brickhouse (2016-17) †
Sam Hunt (2018)

20

Lou Pucillo (1957-59) † *
Denny Lutz (1960-62)
Gary Hale (1965-66)
Bill Benson (1971)
Steve Smoral (1972)
Craig Davis (1975-78)
Jeremy Hyatt (1994-97)
Brian Neiman (2006-07)
Jay Lewis (2011-13)
Patrick Wallace (2013-15)

21

Andy Kennedy (1987)
Rodney Monroe (1988-91)
Kenny Inge (1998-01)
Levi Watkins (2002-05)
Bartos Lewandowski (2007)
C.J. Williams (2009-12)
BeeJay Anya (2014-17)

22

Bob MacGillivray (1957-59) †
John Key (1963)
Ken Rohloff (1961-63)
Billy Moffitt (1967-68)
Nick Trifunovich (1967-68)
Rick Holdt (1971-73)
Dwight Johnson (1974)
Darnell Adell (1976)
Spud Webb (1984-85) †
Brian Howard (1987-90)
Migjen Bakalli (1991-93)
John Hampton (1999-00)
Will Roach (2001-2004) †
Tony Bethel (2005-06)
Kenneth Pittman (2007)
Clayton Beard (2008)
Kendall Smith (2009) †
Josh Davis (2010)
Ben Amos (2011)
Ralston Turner (2012-14)
Shaun Kirk (2016-18)

23

Bennie Bolton (1984-87)
Jamie Knox (1989-90, 92)
C.C. Harrison (1995-98)
Adam Harrington (1999)
Scooter Sherrill (2001-2004)
Brandon Costner (2006) †
Tracy Smith (2008-11)
Ted Kapita (2017)

24

John Richter (1957-59) † *
Ken Clark (1957-58, 60) †
Terry Litchfield (1961)
John Key (1963)
Gary Hale (1965-66) †
Paul Hudson (1967)
Rick Anheuser (1969-70)
Tommy Burleson (1972-74) *
Tony Warren (1977-79)
Terry Gannon (1982-85)
Tom Gugliotta (1989-92) *
Anthony Grundy (1999) †
Trey Guidry (2001)
Julius Hodge (2002-05) *
Julius Mays (2009-10)
T.J. Warren (2012-14)
Maverick Rowan (2016-17)
Devon Daniels (2019-Pres.)

25

Monte Towe (1973-75) *
Gary Stoken (1977)
Dereck Whittenburg (1980-83) *
David Lee (1989, 91)
Marcus Wilson (1993-96)
Tim Wells (1997-2000)
Chad Williams (2007-08)
Kendall Smith (2010-12) †
Chase Cannon (2012-15)

30

Ken Clark (1957-58, 60) †
Russ Marvel (1960-62)
Hal Blondeau (1964-66)
Bill Mavredes (1967-69)
Ed Leftwich (1970-71)
Phil Spence (1974-76)
Harold Thompson (1981-84)
Kenny Poston (1986-89)
Idris Talib (1999)
Clifford Crawford (2000-03)
Johnny Thomas (2009-10)
Staats Battle (2011-15)

31

Ernie Myers (1983-86)
Geoff Richards (1995-96)
Dennis Horner (2007-10)
Spencer Newman (2018)

32

Tom Hopper (1956-58) †
Bruce Hoadley (1959-61)
Pom Sinnock (1963)
Jerry Moore (1965-66)
Al Heartley (1969-71)
Joe Cafferky (1972-73)
Kenny Carr (1975-77) *
Russell Pierre (1984-85)
Avie Lester (1987-90)
Ricky Daniels (1994-95)
Andre McCullum (1996)
Keith Bean (1999)
Marshall Williams (2000)
Jordan Collins (2002-05)
Kyle Washington (2013-2015)

33

Robert Jackson (1975-76)
Art Jones (1978-81)
Alvin Battle (1983-84)
Charles Shackelford (1986-88)
Anthony Robinson (1991-92)
Cornelius Williams (1997-01)
Josh Powell (2002-03)
Cedric Simmons (2005-06)
Brandon Costner (2007-09) †
Wyatt Walker (2019)

34

Dan Englehardt (1958-60)
Jon Speaks (1961-63)
Eddie Biedenbach (1965-66, 68)
Jim Risinger (1969-71)
Craig Kuszmaul (1973-75)
Dirk Ewing (1976-77)
Kenny Matthews (1978-81)
Quiton Leonard (1982-83)
Rodney Butts (1984)
Walker Lambiotte (1986-87)
Bryant Feggins (1990-91, 94)
Adam Simons (2004-05)
Ben McCauley (2006-09)
Jevoni Robinson (2012-14)

35

Sidney Lowe (1980-83) *
Quentin Jackson (1985-88)

40

Smedes York (1963)
Sam Gealy (1965-66)
Nelson Isley (1968-69)
Mark Moeller (1973-75)
Scott Parzych (1979-82)
Walt Densmore (1983)
Teviin Binns (1986-87)
Chuck Kornegay (1993)
Ron Kelley (1998-01)
Andrew Brackman (2005-06)
Kaycee Obi-Gwacham (2009-10)

41

Tiny Pinder (1978-79)
Thurl Bailey (1980-83) *
John Thompson (1985)
Mike Giomi (1987)

42

Don Gallagher (1958-60)
Pete Auskel (1962-64) †
Les Robinson (1963-64)
Dan Wells (1969-71)
Tim Stoddard (1973-75)
Steve Walker (1976-77)
Craig Watts (1978-81)
Mike Warren (1982-85)

Kevin Thompson (1990-93)
Tucker Thompson (2017-Pres.)

43

Hawkeye Whitney (1977-80)
Lorenzo Charles (1982-85)

44

(Number Now Retired)
Stan Niewierowski (1959-61)
Ron Gossell (1963)
Ray Hodgdon (1964-66)
Joe Serdich (1967-69)
Bob Heuts (1971)
David Thompsom (1973-75)

45

Donnie Perkins (1978-79)
Cozell McQueen (1982-85)
Marc Lewis (1991-93)
Luke Buffum (1996-98)
Benjamin Petty (1999-2000)
Justin Clark (2007)

50

Dan Wherry (1960-62)
Phil Taylor (1964-65)
Bill Kretzer (1966-68)
Doug Tilley (1969-71)
Steve Graham (1972)
Terry Shackelford (1984)
Chris Washburn (1986)
Steve Norton (1996-97)
Kristian Jensen (2001)

52

George Stepanovich (1957-59) †
Anton Muehlbauer (1960-61)
Don Greiner (1963)
Joe Dunning (1970-71)
Steve Nuce (1972-74)
Chuck Nevitt (1980-82)
Chucky Brown (1986-89)
Todd Fuller (1993-96) *

54

Bob DiStefano (1959-61)
Pete Auksel (1962-64) †
Pete Coker (1965-66)
Robert McLean (1967-68)
Renaldo Lovisa (1970-72)
Glenn Sudhop (1976-79)
Brian D'Amico (1988-90)
Bill Kretzer, Jr. (1994-96)
Marcus Melvin (2001-04)

55

Chuck Nevitt (1980-82) †
Blake Harris (2019-Pres.)

70

Dick Dickey (1947-50) *

71

Charlie Stine (1947-49)
Whitey Bell (1954-58) †

72

Jack McComas (1947-49)
Dave Gotkin (1952-55) †
Marvin Kessler (1956-57) †

73

Paul Brandenburg (1951-53)
Vic Molodet (1954-56) *

74

Bobby Goss (1951-53)
Dick Tyler (1952-54)

John Maglio (1955-57)

75

Norm Sloan (1947-49)
Lee Terrell (1950-51)
Dave Gotkin (1952-55) †
Bucky Waters (1956-58) †

76

Lio Katkaveck (1942, 46-48)
Bob Garrison (1949)
Cliff Hafer (1955-57)

77

Sam Ranzino (1948-51) *

78

Vic Bubas (1948-51)
Ronald Scheffel (1953-55)
Lou Pucillo (1957-59) † *

79

Warren Cartier (1947-50)
Bill Kukoy (1951-53)
Tom Hopper (1956-58) †

80

Joe Harand (1949-50) †
Bobby Speight (1951-53) *
Phil DiNardo (1954-56)
Ken Clark (1957-58, 60) †

81

Bob Cook (1950-51)
Herb Applebaum (1953-54)
Bob MacGillivray (1957-59) †

82

Bob Hahn (1947-49)
Bernie Yurin (1951-53)
Nick Pond (1955-57)

83

Eddie Bartels (1947-49)
Joe Harand (1949-50) †
Mel Thompson (1952, 54)
George Stepanovich (1957-59)

84

Paul Horvath (1948-51)
Bobby Goss (1951-53)
Ronnie Shavlik (1954-56) *
John Richter (1957-59) *

85

Eddie Morris (1951-53)
Lou Dickman (1954-56)

86

Dan Knapp (1952-53)

87

Cliff Dwyer (1954-56)

88

Bob Seitz (1955-57)

† – indicates that the player wore two different numbers during his career

* – indicates that the player's jersey (not the number) has been honored by NC State.

David Thompson's No. 44 is the only number in school history to be retired. Players that did not letter during their career have not been included.



NATIONAL/NCAA HONORS

National Player of the Year

- 1974 David Thompson
(Associated Press)
- 1975 David Thompson
(AP, UPI, USBWA, NABC,
Sporting News)

James Naismith Award

- 1975 David Thompson

Eastman Kodak Award

- 1975 David Thompson

Dunlop Athlete of the Year

- 1975 David Thompson

National Coach of the Year

- 1973 Norm Sloan (Basketball
Weekly)
- 1974 Norm Sloan (AP, USBWA)
- 1983 Jim Valvano (Eastern
Basketball, Spalding,
Hawkeye Rebounders
Club, Medalist Sports
Industries)

U.S. Olympians

- 1972 Tommy Burleson
- 1976 Kenny Carr

Naismith Memorial Hall of Fame

- 1982 Everett Case
- 1996 David Thompson

NCAA Silver Anniversary Award

- 1981 Ronnie Shavlik

Paine Webber Scholar

- Athlete of the Year
- 1996 Todd Fuller

GTE Academic

- All-America of the Year
- 1996 Todd Fuller

GTE/COSIDA

- Academic All-America
- 1984 Terry Gannon
- 1985 Terry Gannon
- 1995 Todd Fuller
- 1996 Todd Fuller

**NCAA Postgraduate
Scholarship Winners**

- 1966 Pete Coker
- 1985 Terry Gannon
- 1996 Todd Fuller

ACC HONORS

ACC ATHLETE OF THE YEAR

- 1959 Lou Pucillo
- 1973 David Thompson
- 1975 David Thompson

ACC PLAYER OF THE YEAR

- 1956 Ronnie Shavlik
- 1959 Lou Pucillo
- 1973 David Thompson
- 1974 David Thompson
- 1975 David Thompson
- 1991 Rodney Monroe
- 2004 Julius Hodge
- 2014 T.J. Warren

ACC COACH OF THE YEAR

- 1954 Everett Case
- 1955 Everett Case
- 1958 Everett Case
- 1965 Press Maravich
- 1970 Norm Sloan
- 1973 Norm Sloan
- 1974 Norm Sloan
- 1989 Jim Valvano
- 2004 Herb Sendek

ACC ROOKIE OF THE YEAR

- 1977 Hawkeye Whitney
- 2017 Dennis Smith, Jr.

ALL-ACC (1ST TEAM)

- 1954 Mel Thompson
- 1955 Ronnie Shavlik
- 1956 Ronnie Shavlik
- Vic Molodet
- Lou Pucillo
- 1958 Lou Pucillo
- 1959 Lou Pucillo
- John Richter
- Jon Speaks
- 1962 Larry Lakins
- 1965 Eddie Biedenbach
- 1966 Eddie Biedenbach
- 1968 Vann Williford
- 1969 Vann Williford
- 1970 Vann Williford
- 1972 Tommy Burleson
- 1973 David Thompson
- Tommy Burleson
- 1974 David Thompson
- Monte Towe
- 1975 David Thompson
- 1976 Kenny Carr
- 1977 Kenny Carr
- 1979 Hawkeye Whitney
- 1980 Hawkeye Whitney
- 1983 Thurl Bailey
- Sidney Lowe
- 1984 Lorenzo Charles
- 1985 Lorenzo Charles
- 1988 Vinny Del Negro
- Charles Shackelford
- 1989 Chucky Brown
- Rodney Monroe
- Rodney Monroe
- 1991 Rodney Monroe
- 1992 Tom Gugliotta
- 1996 Todd Fuller
- 2002 Anthony Grundy
- 2003 Julius Hodge
- 2004 Julius Hodge
- 2013 Richard Howell
- 2014 T.J. Warren
- 2015 Cat Barber

ALL-ACC (2ND TEAM)

- 1954 Vic Molodet
- 1955 Vic Molodet
- 1957 John Richter
- 1958 John Richter
- 1959 George Stepanovich
- 1960 Bob DiStefano
- 1961 Ken Rohloff
- 1962 John Pungler
- 1963 Ken Rohloff
- 1966 Pete Coker
- 1970 Paul Coder
- Ed Leftwich
- 1971 Ed Leftwich

- 1974 Tommy Burleson
- 1978 Clyde Austin
- Hawkeye Whitney
- 1981 Sidney Lowe
- 1982 Thurl Bailey
- Dereck Whittenburg
- 1986 Chris Washburn
- 1989 Chris Corchiani
- 1990 Rodney Monroe
- 1991 Chris Corchiani
- Tom Gugliotta
- 1995 Todd Fuller
- 1997 C.C. Harrison
- 1998 C.C. Harrison
- 2004 Marcus Melvin
- 2005 Julius Hodge
- 2010 Tracy Smith
- 2012 C.J. Leslie
- 2013 Lorenzo Brown
- 2015 Trevor Lacey
- 2017 Dennis Smith, Jr.

ALL-ACC (3RD TEAM)

- 1992 Kevin Thompson
- 1993 Kevin Thompson
- 1994 Todd Fuller
- 2006 Cameron Bennerman
- 2007 Brandon Costner
- 2012 Lorenzo Brown
- 2013 C.J. Leslie
- 2018 Omer Yurtseven

ACC 50TH ANNIVERSARY TEAM

- 2002 Tommy Burleson
- Rodney Monroe
- David Thompson
- Ronnie Shavlik

ACC LEGEND

- 1999 David Thompson
- 2000 Tommy Burleson
- 2001 Norm Sloan
- 2002 Lou Pucillo
- 2003 50th Anniversary Team
- 2004 Chris Corchiani
- 2005 Kenny Carr
- 2006 Bob Speight
- 2007 Tom Gugliotta
- 2008 Lorenzo Charles
- 2009 Monte Towe
- 2010 Rodney Monroe
- 2012 Todd Fuller
- 2013 Dereck Whittenburg
- 2014 Julius Hodge
- 2015 Vinny Del Negro
- 2016 Spud Webb
- 2017 Jim Valvano

ACC 6TH MAN OF THE YEAR

- 2015 BeeJay Anya

**MULTIPLE 1ST TEAM
ALL-ACC SELECTIONS**

- 3 Times**
- David Thompson
- 2 Times**
- Ronnie Shavlik
- Lou Pucillo
- Eddie Biedenbach
- Vann Williford
- Tommy Burleson
- Kenny Carr
- Hawkeye Whitney
- Lorenzo Charles
- Rodney Monroe
- Julius Hodge

ACADEMIC ALL-ACC TEAM

- 1965 Pete Coker
- 1966 Pete Coker
- Harold Blondeau
- 1970 Al Heartley
- Vann Williford
- 1984 Terry Gannon
- 1985 Terry Gannon
- 1986 Walker Lambiotte
- 1987 Walker Lambiotte
- 1994 Todd Fuller

- 1995 Todd Fuller
- 1996 Todd Fuller
- 2002 Ilian Evtimov
- Josh Powell
- 2006 Ilian Evtimov
- Ben McCauley
- 2007 Ben McCauley
- 2009 Johnny Thomas
- 2016 Maverick Rowan
- 2017 Torin Dorn
- Omer Yurtseven
- 2018 Braxton Beverly
- Allerik Freeman
- Sam Hunt
- 2019 Braxton Beverly
- Torin Dorn
- Wyatt Walker

ACC ALL-FRESHMAN TEAM

- 1995 Ishua Benjamin
- 1997 Damon Thornton
- 1998 Kenny Inge
- 1999 Adam Harrington
- 2002 Julius Hodge
- Josh Powell
- 2004 Engin Atsür
- 2007 Brandon Costner
- 2013 T.J. Warren
- 2017 Dennis Smith, Jr.

**ACC ALL-TOURNAMENT
(1ST TEAM)**

- 1954 Mel Thompson
- Ronnie Shavlik
- 1955 Ronnie Shavlik (MVP)
- 1956 Vic Molodet (MVP)
- John Maglio
- 1958 Lou Pucillo
- 1959 Lou Pucillo (MVP)
- John Richter
- George Stepanovich
- 1963 Ken Rohloff
- 1965 Larry Worsley (MVP)
- Larry Lakins
- 1966 Eddie Biedenbach
- Tommy Mattocks
- 1968 Eddie Biedenbach
- Vann Williford
- Vann Williford (MVP)
- 1970 Vann Williford (MVP)
- 1971 Paul Coder
- 1973 Tommy Burleson (MVP)
- David Thompson
- 1974 Tommy Burleson (MVP)
- David Thompson
- 1975 David Thompson
- Kenny Carr
- 1977 Kenny Carr
- 1983 Thurl Bailey
- Sidney Lowe (MVP)
- Dereck Whittenburg
- Vinny Del Negro (MVP)
- 1987 Charles Shackelford
- 1988 Charles Shackelford
- 1991 Rodney Monroe
- 1997 C.C. Harrison
- Justin Gainey
- 2000 Damien Wilkins
- 2002 Anthony Grundy
- Archie Miller
- 2003 Julius Hodge
- Marcus Melvin
- Josh Powell
- 2007 Brandon Costner
- Gavin Grant
- 2012 C.J. Leslie
- 2014 T.J. Warren

(2ND TEAM)

- 1954 Herb Applebaum
- 1955 Vic Molodet
- Phil DiNardo
- 1956 Ronnie Shavlik
- 1959 Bob MacGillivray
- 1960 Bob DiStefano
- 1965 Tommy Mattocks
- 1969 Vann Williford
- 1970 Ed Leftwich
- Joe Dunning
- 1971 Al Heartley



- 1974 Monte Towe
- 1975 Monte Towe
- 1979 Hawkeye Whitney
Clyde Austin
- 1982 Dereck Whittenburg
- 1983 Lorenzo Charles
- 1985 Spud Webb
- 1987 Bennie Bolton
Chuck Brown
Charles Shackelford
- 1988 Vinny Del Negro
Rodney Monroe
- 1991 Chris Corchiani
- 1997 Danny Strong
Jeremy Hyatt
- 1999 Anthony Grundy
- 2002 Julius Hodge
Marcus Melvin
Scooter Sherrill
- 2003 Julius Hodge
- 2004 Ilian Evtimov
- 2005 Julius Hodge
Engin Atesür
Courtney Fells
- 2007 Ben McCauley
Tracy Smith
Scott Wood
- 2012 Lorenzo Brown
- 2013 Scott Wood

EVERETT CASE AWARD

The Everett N. Case Award is presented each year to the outstanding performer in the prestigious ACC Tournament by a vote of the head basketball coaches. The award was named in honor of Coach Case for the 1965 tournament, and NC State's Larry Worsley was the first winner of the Everett Case Award.

- 1965 Larry Worsley
- 1970 Vann Williford
- 1973 Tommy Burleson
- 1974 Tommy Burleson
- 1983 Sidney Lowe
- 1987 Vinny Del Negro

NCAA TOURNAMENT HONORS

NCAA FINAL FOUR MVP

- 1974 David Thompson

ALL-NCAA FINALS

- 1950 Dick Dickey
- 1974 David Thompson
Tommy Burleson
Monte Towe
Thurl Bailey
Sidney Lowe
Dereck Whittenburg
- 1983

NCAA ALL-REGIONAL TEAMS

- 1950 Dick Dickey (East)
- 1954 Ronnie Shavlik (East)
- 1965 Larry Lakin (East)
- 1970 Vann Williford (East)
- 1974 David Thompson (East)
Tommy Burleson
Monte Towe
- 1983 Thurl Bailey (West)
Lorenzo Charles
Dereck Whittenburg
- 1985 Lorenzo Charles (West)
Spud Webb
- 1986 Chris Washburn
(Midwest)
Charles Shackelford
- 1989 Rodney Monroe (East)

ALL-SOUTHERN CONFERENCE

- 1929 Bob Warren
Frank Goodwin
Morris Johnson
- 1933 Gilbert Clark

- 1936 Connie Mack Berry
- 1937 Connie Mack Berry
- 1942 Bones McKinney
Dick Dickey
Pete Negley
Leo Katkavek
- 1948 Dick Dickey
Ed Bartels
- 1949 Dick Dickey
Sammy Ranzino
Vic Bubas
- 1950 Dick Dickey
Sammy Ranzino
Vic Bubas
- 1951 Sammy Ranzino
- 1952 Lee Terrill
Bobby Speight
- 1953 Bobby Speight

MULTIPLE 1ST TEAM ALL-SOUTHERN CONFERENCE SELECTIONS

4 Times

Dick Dickey

3 Times

Sammy Ranzino

2 Times

Connie Mack Berry

Vic Bubas

Bobby Speight

ALL-SOUTHERN CONFERENCE TOURNAMENT

- 1929 Frank Goodwin (1st Team)
L.F. Haar (1st Team)
R.S. Warren (2nd Team)
Henry Young (2nd Team)
- 1933 Gilbert Clark (1st Team)
- 1934 Ray Rex (1st Team)
- 1935 Ray Rex (2nd Team)
- 1937 Connie Mack Berry (2nd Team)
Bill Mann
- 1938 Connie Mack Berry (2nd Team)
- 1939 Bill Mann (2nd Team)
Jim Rennie (2nd Team)
- 1942 Bones McKinney (1st Team)
Bernie Mock (2nd Team)
Jack Tabscott (2nd Team)
- 1947 Dick Dickey (1st Team)
Pete Negley (1st Team)
Ed Bartels (2nd Team)
Leo Katkavek (2nd Team)
- 1948 Ed Bartels (1st Team)
Leo Katkavek (1st Team)
Warren Cartier (2nd Team)
Dick Dickey (2nd Team)
- 1950 Sammy Ranzino (MVP)
Dick Dickey (1st Team)
Vic Bubas (2nd Team)
Paul Horvath (2nd Team) 1951
Dick Dickey (1st Team)
- 1952 Bobby Speight (1st Team)
Lee Terrill (2nd Team)
- 1953 Mel Thompson (1st Team)
Bobby Speight (2nd Team)

DIXIE CLASSIC HONORS

(The Dixie Classic, held in Reynolds Coliseum, was the premier basketball tournament in the country from 1949-60.)

- Dixie Classic MVP
- 1949 Dick Dickey
- 1950 Sammy Ranzino
- 1951 Lee Terrill
- 1954 Ronnie Shavlik
- 1955 Ronnie Shavlik
- 1958 John Richter

ALL-DIXIE CLASSIC

- 1949 Sammy Ranzino
- 1950 Sammy Ranzino
- 1951 Lee Terrill
- 1954 Ronnie Shavlik
Vic Molodet
- 1955 Ronnie Shavlik
Vic Molodet
- 1956 John Maglio

- 1957 Whitey Bell
- 1958 Lou Pucillo
John Richter

H.C. KENNETT AWARD

(Awarded to the outstanding all-around student-athlete of the year at NC State.)

- 1965 Pete Coker
- 1969 Vann Williford
- 1973 David Thompson
- 1974 David Thompson
- 1982-83 Thurl Bailey
- 1984-85 Terry Gannon
- 1990-91 Chris Corchiani
Rodney Monroe
- 1991-92 Tom Gugliotta
- 1995-96 Todd Fuller
- 2005-06 Julius Hodge

NORRIS ATHLETIC TROPHY

(Awarded annually commencing 1924 to the best all-round athlete at NC State by Norris, Inc., of Atlanta, Ga., through its president, Frank E. Lowenstein, a State alumnus. Possession of this trophy depends, not only upon athletic ability, but upon general scholastic lines as well.)

- 1924 Rochelle Johnson
- 1927 Jack McDowall
- 1928 Jack McDowall,
- 1929 Frank Goodwin
- 1930 Maurice Johnson

ALUMNI ATHLETIC TROPHY

(Presented annually by the North Carolina State Alumni Association to the outstanding senior athlete, as voted upon by the student body. This trophy continues in the tradition of the Norris Athletic Trophy.)



- 1932 Bud Rose
- 1934 Bob McQuage
- 1935 Ray Rex
- 1937 Neill Dalrymple
- 1938 Eddie Berlinsky
- 1941 Howell Stroup
- 1948 Leo Katkavek
- 1949 Jack McComas, Jr.
- 1950 Dick Dickey
- 1951 Vic Bubas
- 1952 Lee Terrill
- 1953 Bobby Speight
- 1954 Mel Thompson
- 1955 Ronnie Scheffel
- 1956 Ronnie Shavlik
- 1957 Bob Seitz
- 1959 Lou Pucillo
- 1960 Don Gallagher
- 1961 Bruce Hoadley
- 1966 Pete Coker
- 1970 Vann Williford
- 1971 Al Heartley
- 1973 Rick Holdt
- 1974 Tommy Burleson
- 1975 David Thompson
- 1985 Terry Gannon
- 1988 Vinny Del Negro
- 1991 Chris Corchiani
Rodney Monroe
- 1992 Tom Gugliotta
- 1996 Todd Fuller

ACC HONOR ROLL

(The ACC Honor Roll is comprised of student-athletes who participated in a varsity sport and registered a GPA of 3.0 or better for the full academic year.)

- 1959 Bruce Hoadley, John Richter
- 1960 Bruce Hoadley
- 1961 Bruce Hoadley
- 1962 Robert Mayton, Smedes York
- 1963 John Key, Pomeroy Sinnock
Smedes York
- 1964 James Sellers
- 1965 Hal Blondeau, Pete Coker
- 1966 Hal Blondeau, Pete Coker
Ray Hodgdon, Larry Worsley
- 1970 Renaldo Lovisa, Van Williford
- 1971 Al Heartley, Renaldo Lovisa
James Risinger, Douglas Tilley
- 1972 Renaldo Lovisa
- 1974 Leo Campbell, Bill Lake
- 1975 Ralph Burts, Leo Campbell
Bruce Dayhuff, Greg Hawkins
Craig Kusmaul, Alan Leary
Mark Moeller, Mo Rivers
Julian Sparrow
- 1977 Brian Walker
- 1983 Terry Gannon
- 1984 Terry Gannon
- 1985 Terry Gannon
- 1986 Walker Lambiotte
- 1987 Walker Lambiotte
- 1991 Marc Lewis
- 1993 Todd Fuller
- 1994 Todd Fuller
- 1995 Todd Fuller
- 1996 Todd Fuller, Luke Buffum
- 1997 Luke Buffum, Steve Norton
Jason Sutton
- 1999 Ben Petty
- 2000 Ben Petty, John Hampton
- 2002 Ilian Evtimov, Brian Keeter
Josh Powell, Levi Watkins
- 2003 Ilian Evtimov
- 2004 Engin Atesür, Ilian Evtimov
Chris McCoy, Will Roach
- 2006 Ilian Evtimov, Ben McCauley
Chris McCoy, Brian Neiman
- 2007 Braxton Albritton, Justin Clark
- 2008 Ben McCauley
Johnny Thomas
- 2009 Enrico Kufuor
- 2010 Kendall Smith
- 2011 Kendall Smith
- 2014 Chase Cannon, Staats Battle
- 2015 Chase Cannon, Staats Battle
Chris Brickhouse
- 2017 **Braxton Beverly**, Allerik
Freeman, Sam Hunt
- 2018 **Braxton Beverly**, Wyatt Walker

Bold indicates current player.



WOLFPACK RECORDS





INDIVIDUAL

SCORING

Table with columns for Single Game, at PNC, at Reynolds, Away, vs. ACC, By a Fr., By a So., By a Jr., By a Sr., Season, and Career. Rows include David Thompson (27 FG, 3 FT) vs. Buffalo St. (12/4/74), T.J. Warren vs. Boston College (3/9/14), and Rodney Monroe (885 FG, 322 3FG, 459 FT) (1988-91).

SCORING AVERAGE

Table with columns for Season and Career. Rows include David Thompson (838 in 28 gms) (1974-75) and David Thompson (2,309 in 86 gms) (1973-75).

DOUBLE FIGURE SCORING GAMES

Table with columns for Season, Career, and Consecutive. Rows include T.J. Warren (2013-14), Rodney Monroe (1988-91), and Rodney Monroe (1989-91).

GAMES PLAYED

Table with columns for Season and Career. Rows include Lorenzo Brown (2011-12), Richard Howell (2011-12), Alex Johnson (2011-12), DeShawn Painter (2011-12), C.J. Williams (2011-12), and Scott Wood (2009-13).

GAMES STARTED

Table with columns for Season and Career. Rows include Lorenzo Brown (2011-12), Richard Howell (2011-12), C.J. Williams (2011-12), and Scott Wood (2009-13).

MINUTES PLAYED

Table with columns for Game, Season, and Career. Rows include Chucky Brown vs. Wake Forest (40T) (3/4/89), Gavin Grant (2006-07), and Scott Wood (138 gms) (2009-13).

20-PT. GAMES

Table with columns for Season and Career. Rows include T.J. Warren (2013-14) and Rodney Monroe (1988-91).

30-PT. GAMES

Table with columns for Season and Career. Rows include David Thompson (1974-75) and David Thompson (1973-75).

40-PT. GAMES

Table with columns for Season and Career. Rows include Kenny Carr (1975-76), David Thompson (1973-74), David Thompson (1974-75), and David Thompson (1973-75).

MOST FIELD GOALS

Table with columns for Game, Season, and Career. Rows include David Thompson vs. Buffalo State (12/5/74), David Thompson (1974-75), and David Thompson (1973-75).

MOST FIELD GOALS ATTEMPTED

Table with columns for Game, Season, and Career. Rows include Sammy Ranzino vs. Furman (12/1/51), Sammy Ranzino (1950-51), and Sammy Ranzino (1948-51).

FIELD GOAL PERCENTAGE

Table with columns for Game (min. 10 Att), Season (min. 100 FG Made), and Career. Rows include J.J. Hickson vs. William & Mary (12-12) (11/15/07), Josh Powell vs. North Carolina A&M (10-10) (12/14/02), Kevin Thompson (194-311) (1991-92), and Kevin Thompson (530-901) (1970-72).

3-POINT FIELD GOALS

Table with columns for Game, Season, and Career. Rows include Rodney Monroe vs. UNC Asheville (12/21/89), Rodney Monroe (1990-91)/Scott Wood (2012-13) (104), and Scott Wood (2009-13) (334).

3-POINT FIELD GOAL ATTEMPTS

Table with columns for Game, Season, and Career. Rows include Maverick Rowan vs. Syracuse (2/1/17), Rodney Monroe (1990-91) (239), and Scott Wood (2009-13) (809).

3-POINT FIELD GOAL PERCENTAGE

Table with columns for Game (min. 6 att.), Season, and Career. Rows include Allerik Freeman at North Carolina (7-7) (1/27/18), Migjen Bakalli vs. Southern Miss. (6-6) (3/14/91), Terry Gannon (53-90) (1982-83), and Terry Gannon (53-90) (1982-85) (*Total includes '83 season only).

FREE THROWS

Table with columns for Game, Season, and Career. Rows include Ronnie Shavlik vs. Penn State (12/9/54), Sammy Ranzino (1950-51), and Julius Hodge (2002-05).

FREE THROWS ATTEMPTED

Table with columns for Game, Season, and Career. Rows include Ronnie Shavlik vs. Villanova (1/29/55), Mel Thompson (1953-54), and Mel Thompson (1952-54).

CONSECUTIVE FREE THROWS MADE

Table with columns for Game. Row includes Vic Molodet vs. Wake Forest (12/6/55).

FREE THROW PERCENTAGE

Table with columns for Game (min. 15), Season, and Career. Rows include Vic Molodet vs. Wake Forest (16-16) (12/6/55), Scott Wood (85-93) (2012-13), and Terry Gannon (175-205) (1982-85).

REBOUNDS

Table with columns for Game, Season, and Career. Rows include Ronnie Shavlik vs. Villanova (1/1/55), Ronnie Shavlik (1954-55), and Ronnie Shavlik (1954-56).

REBOUND AVERAGE

Table with columns for Season and Career. Rows include Ronnie Shavlik (1955-56) and Ronnie Shavlik (1954-56).

OFFENSIVE REBOUNDS

Table with columns for Game, Season, and Career. Rows include Russell Pierre vs. Louisville (12/17/84), Richard Howell (2011-12), and Richard Howell (2009-13).

ASSISTS

Table with columns for Game, Season, and Career. Rows include Chris Corchiani vs. Maryland (2/27/91), Chris Corchiani (1990-91), and Chris Corchiani (1987-91).

STEALS

Table with columns for Game, Season, and Career. Rows include Mo Rivers vs. Clemson (1/12/74), Chris Corchiani (1989-90), and Chris Corchiani (1987-91).

BLOCKED SHOTS

Table with columns for Game, Season, and Career. Rows include BeeJay Anya vs. Jacksonville (11/20/14), Thurl Bailey (1982-83), and BeeJay Anya (2013-Present).

FOULS

Table with columns for Season and Career. Rows include Richard Howell (2011-12) and Cozell McQueen (1981-85).

ASSIST-TURNOVER RATIO

Table with columns for Season and Career. Rows include Tyler Lewis (135 assists to 38 turnovers) (2013-14) and Tyler Lewis (183 assists to 60 turnovers) (2012-14).

Bold indicates current player.



TEAM

SCORING

Game	144	vs. Ga. Southern, 12/4/72 (NCSU 144-100)
	144	vs. Buffalo St., 12/4/74 (NCSU 144-88)
Season	2,882	2018 (36 games)
Season Scoring Average	92.9	1973 (2,509 points in 27 games)
Fewest - Game	8	vs. Davidson, 1923 (Davidson 19-8)
Most Allowed	124	by Maryland, 12/20/78 (UM 124-110)
Fewest Allowed	8	by Wake Forest, 1918 (NCSU 30-8)
	8	by North Carolina, 1926 (NCSU 17-8)
Largest Victory Margin	77	vs. Appalachian St., 11/27/72 (NCSU 130-53)
Largest Defeat Margin	52	vs. North Carolina, 1921 (UNC 62-10)
Highest Combined Score	244	vs. Ga Southern, 12/4/72 (NCSU 144-100)

VICTORY MARGIN

Game	77	vs. Appalachian State, 11/27/72 (130-53)
Season:	+22.5	59.3-36.8 in 1964

FIELD GOALS MADE

Game	68	vs. Buffalo State, 12/4/74 (NCSU 144-88)
Season	1,157	1974 (31 games)

FIELD GOALS ATTEMPTED

Game	119	vs. Clemson, 2/5/55 (NCSU 119-85)
Season	2,864	1954 (33 games)

FIELD GOAL PERCENTAGE

Game	76.0% (19-25)	vs. Maryland, 2/24/82 (NCSU 52-38)
1st Half	80.0% (8-10)	vs. Duke, 1/5/63 (Duke 78-52)
2nd Half	80.0% (8-10)	vs. Maryland, 2/24/82 (NCSU 52-38)
Season	.521	1981-82 (706 of 1356)

3-POINTERS MADE

Game	19	vs. Jacksonville, 12/22/17 (NCSU 116-64)
Season	294	2004-05 (34 games)

3-POINTERS ATTEMPTED

Game	42	vs. Maryland, 1/26/91 (MD 104-100)
Season	809	1995-96 (31 games)

3-POINT PERCENTAGE

Game	.800	vs. Western Carolina (8-10), 11/29/82 (NCSU 103-66)
Season	.451	1982-83 (172 of 381)

FREE THROWS MADE

Game	47	vs. Penn State, 12/9/54 (NCSU 99-77)
Season	809	1953-54 (33 games)

FREE THROWS ATTEMPTED

Game	61	vs. Virginia Tech, 12/13/69, (NCSU 78-63)
Season	1277	1953-54 (33 games)

FREE THROW PERCENTAGE

Game	1.000 (22-22)	vs. North Carolina, 2/25/03 (NCSU 75-67)
	1.000 (22-22)	vs. Maryland, 1/16/65 (NCSU 73-67)
Season	.799 (481 of 602)	2003-04 (31 games)

REBOUNDS

Game	92	vs. South Carolina, 2/11/56 (NCSU 95-68)
Season	2,091	1950-51 (37 games)

OFFENSIVE REBOUNDS

Game	31	vs. Prairie View A&M, 11/26/94 (NCSU 104-56)
Season	488	2018-19 (36 games)

REBOUND MARGIN

Game	+49	vs. South Carolina, 2/11/56 (92-43 margin)
	+49	vs. Clemson, 2/5/55 (84-35 margin)
Season	+19.3	58.2-38.9, 1954-55 (32 games)

ASSISTS

Game	35	vs. Wake Forest, 3/5/83 (NCSU 130-89)
	35	vs. Brooklyn College, 2/16/87 (NCSU 107-79)
Season	652	1987-88 (32 games)
Per Game	20.4	1987-88 (652 in 32 games)

STEALS

Game	20	vs. Brooklyn College, (2/10/86) (NCSU 103-52)
Season	298	1989-90 (30 games)
Per Game	9.9	1989-90 (298 in 30 games)

BLOCKED SHOTS

Game	15	vs. UNC Wilmington, 2/16/83 (NCSU 90-69)
Season	184	2014-15 (36 games)
Per Game	5.12	1985-86 (174 in 34 games)

PERSONAL FOULS

Game	36	vs. Virginia, 1/28/78 (UVa 81-73 ot)
Season	724	1975-76 (30 games)

FEWEST TURNOVERS

Game	2	vs. Georgia Tech, 1/13/91 (NCSU 90-83)
Season	335	1992-93 (27 games)

TURNOVERS FORCED

Game	39	vs. Atlantic Christian, 12/1/72 (NCSU 110-40)
Season	641	1999-2000 (34 games)

ASSIST/TURNOVER RATIO

Game	10.0	vs. Georgia Tech, 1/30/91 (20 asst/2 TO)
Season	1.6	1987-88 (652 assists to 404 turnovers)

MISCELLANEOUS RECORDS

SINGLE GAME POINTS

1st Half	70	vs. Charleston Southern, 11/28/90 (NCSU 135-80)
2nd Half	76	vs. Ga. Southern, 12/4/72 (NCSU 144-100)
	76	vs. Buffalo St., 12/4/74 (NCSU 144-88)
Overtime (single period)	21	vs. North Carolina, 3/15/83
Overtime (all periods)	33	at Wake Forest, 3/4/89 (4 ots)

SEASON

Highest Opp. Scoring Avg.	83.5	1990-91 (2,587 points in 31 games)
Average Scoring Margin	+27.5	1947-48 (NCSU 75.2-47.7)
Longest Win Streak	28 gms.	1973-74

TRIPLE DOUBLES

NC State	Julius Hodge	vs. North Carolina A&T, 12/14/02 11 pts., 12 reb., 10 assists
	Dennis Smith, Jr.	vs. Virginia Tech, 1/4/17 27 pts., 11 reb., 11 assists
	Dennis Smith, Jr.	vs. Syracuse, 2/1/17 13 pts., 11 reb., 15 assists
Opponent	Bob Sura	Florida State, 1/15/95 19 pts., 12 rebs., 12 assists
	Bill Miller	Virginia, 2/1/55 11 pts., 10 reb., 10 assists



Julius Hodge was the author of NC State's first triple-double, which he posted against North Carolina A&T in 2002.



**POINTS
SINGLE GAME**

Rk	Player, Opponent (Date)	Pts
1.	David Thompson, Buffalo St. (12/5/74)	57
2.	Ronnie Shavlik, William & Mary (12/1/54)	55
3.	Ronnie Shavlik, Villanova (1/1/55)	49
4.	Rodney Monroe, Georgia Tech (1/13/91)	48
5.	Sammy Ranzino, Virginia Tech (1/23/51)	47
6.	Kenny Carr, Duke (1/2/76)	45
7.	Kenny Carr, Duke (1/24/76)	44
8.	Hawkeye Whitney, Clemson (1/30/79)	43
	David Thompson, Davidson (12/21/74)	43
	Ed Leftwich, Atlantic Christian (12/8/69)	43
	Sammy Ranzino, Georgetown (2/24/51)	43
12.	T.J. Warren, Boston College (3/9/14)	42
	David Thompson, UNC Asheville (12/3/74)	42
14.	T.J. Warren, Pittsburgh (3/3/14)	41
	David Thompson, Maryland (1/13/74)	41
16.	Rodney Monroe, Iowa (3/19/89)	40
	Kenny Carr, Western Ky. (12/26/75)	40
	David Thompson, Providence (3/14/74)	40
	David Thompson, Duke (2/20/74)	40
	David Thompson, Ga. Southern (12/14/72)	40
	Larry Lakins, Tulane (12/18/63)	40

SEASON

Rk	Player	Year	GP	Pts.
1.	T.J. Warren	2013-14	35	871
2.	David Thompson	1974-75	28	838
3.	Rodney Monroe	1990-91	31	836
4.	David Thompson	1973-74	31	805
5.	Kenny Carr	1975-76	30	798
6.	Cat Barber	2015-16	33	776
7.	Vann Williford	1969-70	30	710
8.	Ronnie Shavlik	1954-55	32	707
9.	Sammy Ranzino	1950-51	34	706
10.	Rodney Monroe	1989-90	30	697
11.	Tom Gugliotta	1991-92	30	675
12.	David Thompson	1972-73	27	666
13.	Rodney Monroe	1988-89	31	663
14.	Todd Fuller	1995-96	31	649
15.	Mel Thompson	1953-54	35	642

CAREER

Rk	Player	Years	GP	Points
1.	Rodney Monroe	1988-91	124	2,551
2.	David Thompson	1973-75	86	2,309
3.	Julius Hodge	2002-05	129	2,040
4.	Sammy Ranzino	1948-51	132	1,967
5.	Hawkeye Whitney	1977-80	117	1,964
6.	Kenny Carr	1975-77	86	1,772
7.	Ronnie Shavlik	1954-56	95	1,761
8.	Dick Dickey	1947-50	123	1,644
9.	Anthony Grundy	1999-02	121	1,641
10.	Tommy Burleson	1972-74	84	1,598
11.	Todd Fuller	1993-96	115	1,589
12.	Mel Thompson	1952-54	97	1,574
13.	Vann Williford	1968-70	81	1,543
14.	Tom Gugliotta	1989-92	112	1,536
15.	Lorenzo Charles	1982-85	126	1,535



T.J. Warren averaged 24.9 points per game in 2013-14 and set the NC State single-season record with 871 total points.

SCORING AVERAGE

SEASON

Rk	Player	Year	GP	Pts.	Avg.
1.	David Thompson	1974-75	28	838	29.9
2.	Rodney Monroe	1990-91	31	836	27.0
3.	Kenny Carr	1975-76	30	798	26.6
4.	David Thompson	1973-74	31	805	26.0
5.	T.J. Warren	2013-14	35	871	24.9
6.	David Thompson	1972-73	27	666	24.7
7.	Vann Williford	1969-70	30	710	23.7
8.	Cat Barber	2015-16	33	776	23.5
9.	Rodney Monroe	1989-90	30	697	23.2
10.	Tom Gugliotta	1991-92	30	675	22.5
11.	Ronnie Shavlik	1954-55	32	707	22.1
12.	Vann Williford	1968-69	25	540	21.6
13.	Rodney Monroe	1988-89	31	663	21.4
14.	Tommy Burleson	1971-72	26	554	21.3
15.	Kenny Carr	1976-77	28	588	21.0

CAREER

Rk	Player	Years	GP	Pts	Avg.
1.	David Thompson	1973-75	86	2309	26.8
2.	Kenny Carr	1975-77	86	1772	20.6
3.	Rodney Monroe	1988-91	124	2551	20.6
4.	Vann Williford	1968-70	81	1543	19.1
5.	Tommy Burleson	1972-74	84	1598	19.0
6.	Ronnie Shavlik	1954-56	95	1761	18.5
7.	T.J. Warren	2012-14	70	1296	18.5
8.	Hawkeye Whitney	1977-80	117	1964	16.8
9.	Mel Thompson	1952-54	97	1574	16.2
10.	Julius Hodge	2002-05	129	2040	15.8
11.	John Richter	1957-59	74	1109	15.0
12.	Vic Molodet	1954-56	94	1405	14.9
13.	Sammy Ranzino	1948-51	132	1967	14.9
14.	Cat Barber	2013-16	104	1507	14.5
15.	Bobby Speight	1951-53	102	1430	14.0

NC STATE'S 30+ SCORERS

Name	30+ Games	Name	30+ Games	Name	30+ Games
David Thompson	32	Anthony Grundy	2	C.J. Leslie	1
Rodney Monroe	21	J.J. Hickson	2	Bones McKinney	1
T.J. Warren	10	Ernie Myers	2	Lou Pucillo	1
Kenny Carr	10	Phil Spence	2	John Richter	1
Cat Barber	9	Julius Hodge	2	Joe Serdich	1
Sammy Ranzino	7	Eddie Biedenbach	1	Charles Shackelford	1
Tommy Burleson	6	Chucky Brown	1	Tracy Smith	1
Ronnie Shavlik	6	Pete Coker	1	Jon Speaks	1
Tom Gugliotta	5	Chris Corchiani	1	Bobby Speight	1
Vann Williford	5	Brandon Costner	1	Danny Strong	1
Lorenzo Charles	4	Vinny Del Negro	1	Kevin Thompson	1
Todd Fuller	4	Torin Dorn	1	Mel Thompson	1
Larry Lakins	4	Allerik Freeman	1	Ralston Turner	1
Dennis Smith, Jr.	4	David Gotkin	1	Chris Washburn	1
Hawkeye Whitney	3	C.C. Harrison	1	Scott Wood	1
Paul Coder	2	Ed Leftwich	1	Larry Worsley	1



20-POINT GAMES

SEASON				
Rk	Name	Year	GP	20 pt
1.	T.J. Warren	2013-14	35	31
2.	Rodney Monroe	1990-91	31	28
3.	David Thompson	1973-74	31	25
4.	David Thompson	1974-75	28	23

CAREER			
Rk	Name	Years	20 pt
1.	Rodney Monroe	1988-91	69
2.	David Thompson	1973-75	65

30-POINT GAMES


SEASON				
Rk	Player	Year	GP	30 pt
1.	David Thompson	1974-75	28	15
2.	Rodney Monroe	1990-91	31	10
	T.J. Warren	2013-14	35	10
4.	David Thompson	1972-73	27	9
	David Thompson	1973-74	31	9
6.	Rodney Monroe	1990-91	30	8
	Cat Barber	2015-16	33	8

CAREER			
Rk	Name	Years	30 pt
1.	David Thompson	1973-75	33
2.	Rodney Monroe	1988-91	21

40-POINT GAMES

SEASON				
Rk	Player	Year	GP	40 pt
1.	Kenny Carr	1976	30	3
	David Thompson	1974	31	3
	David Thompson	1975	28	3

CAREER			
Rk	Player	Years	40 pt
1.	David Thompson	1973-75	7
2.	Kenny Carr	1975-77	3
3.	T.J. Warren	2012-14	2
	Ronnie Shavlik	1954-56	2
	Rodney Monroe	1988-91	2
	Sammy Ranzino	1948-51	2



Rodney Monroe scored 20 or more points 69 times during his NC State playing career.

YEARLY SCORING LEADERS

Year	Name	G	Pts	Avg	Year	Name	G	Pts	Avg
1952-53	Bobby Speight	32	541	16.9	1986-87	Bennie Bolton	35	524	15.0
1953-54	Mel Thompson	35	642	18.3	1987-88	Chucky Brown	32	530	16.6
1954-55	Ronnie Shavlik	32	707	22.1	1988-89	Rodney Monroe	31	663	21.4
1955-56	Ronnie Shavlik	28	510	18.2	1989-90	Rodney Monroe	30	697	23.2
1956-57	John Richter	24	372	15.5	1990-91	Rodney Monroe	31	836	27.0
1957-58	Lou Pucillo	24	378	15.8	1991-92	Tom Gugliotta	30	675	22.5
1958-59	John Richter +	26	443	17.0	1992-93	Kevin Thompson	27	419	15.5
1959-60	Bob DiStefano	26	331	12.7	1993-94	Todd Fuller	30	355	11.8
1960-61	Bob DiStefano	25	330	13.2	1994-95	Todd Fuller	27	444	16.4
1961-62	Jon Speaks	17	296	17.4	1995-96	Todd Fuller +	31	649	20.9
1962-63	Jon Speaks	21	263	12.5	1996-97	C.C. Harrison	29	454	15.7
1963-64	Larry Lakins	12	249	20.8	1997-98	C.C. Harrison	32	531	16.6
1964-65	Larry Lakins	25	476	19.0	1998-99	Adam Harrington	32	372	11.6
1965-66	Eddie Biedenbach	27	437	16.2	1999-00	Anthony Grundy	33	412	12.5
1966-67	Bill Kretzer	26	304	11.7	2000-01	Anthony Grundy	29	423	14.6
1967-68	Eddie Biedenbach	26	367	14.1	2001-02	Anthony Grundy	34	606	17.8
1968-69	Vann Williford	25	540	21.6	2002-03	Julius Hodge	31	548	17.7
1969-70	Vann Williford	30	710	23.7	2003-04	Julius Hodge	31	563	18.2
1970-71	Ed Leftwich	25	409	16.4	2004-05	Julius Hodge	34	577	17.0
1971-72	Tommy Burleson	26	554	21.3	2005-06	Cam Bennerman	30	422	14.1
1972-73	David Thompson +	27	666	24.7	2006-07	Brandon Costner	36	605	16.8
1973-74	David Thompson +	31	805	26.0	2007-08	J.J. Hickox	31	458	14.8
1974-75	David Thompson +	28	838	29.9	2008-09	Brandon Costner	30	398	13.3
1975-76	Kenny Carr +	30	798	26.6	2009-10	Tracy Smith	35	578	16.5
1976-77	Kenny Carr +	28	588	21.0	2010-11	Tracy Smith	21	295	14.0
1977-78	Hawkeye Whitney	31	473	15.3	2011-12	C.J. Leslie	37	500	14.7
1978-79	Hawkeye Whitney	30	560	18.7	2012-13	C.J. Leslie	33	528	15.1
1979-80	Hawkeye Whitney	28	521	18.6	2013-14	T.J. Warren +	35	871	24.9
1980-81	Thurl Bailey	27	331	12.3	2014-15	Trevor Lacey	35	551	15.7
1981-82	Thurl Bailey	32	438	13.7	2015-16	Cat Barber +	33	776	23.5
1982-83	Thurl Bailey	36	601	16.7	2016-17	Dennis Smith, Jr.	32	580	18.1
1983-84	Lorenzo Charles	33	595	18.0	2017-18	Allerik Freeman	33	530	16.1
1984-85	Lorenzo Charles	33	597	18.1	2018-19	Torin Dorn	36	504	14.0
1985-86	Chris Washburn	34	599	17.6					

+ Indicates led ACC

1,000-POINT SCORERS

Rk	Name	Yrs	GP-GS	Pts
1.	Rodney Monroe	1988-91	124-92	2,551
2.	David Thompson	1973-75	86-86	2,309
3.	Julius Hodge	2002-05	129-125	2,040
4.	Sammy Ranzino	1948-51	132-NA	1,967
5.	Hawkeye Whitney	1977-80	117-NA	1,964
6.	Kenny Carr	1975-77	86-NA	1,772
7.	Ronnie Shavlik	1954-56	95-NA	1,761
8.	Dick Dickey	1947-50	123-NA	1,644
9.	Anthony Grundy	1999-02	121-99	1,641
10.	Tommy Burleson	1972-74	84-NA	1,598
11.	Todd Fuller	1993-96	115-90	1,585
12.	Mel Thompson	1952-54	97-NA	1,574
13.	Vann Williford	1968-70	81-NA	1,543
14.	Tom Gugliotta	1989-92	113-92	1,536
15.	Lorenzo Charles	1982-85	126-101	1,535
16.	Paul Horvath	1948-51	132-NA	1,513
17.	Cat Barber	2013-16	104-84	1,507
18.	Thurl Bailey	1980-83	123-NA	1,495
19.	Scott Wood	2009-13	138-136	1,467
20.	Bobby Speight	1951-53	102-NA	1,430
21.	Chris Corchiani	1988-91	124-112	1,425
22.	Vic Molodet	1954-56	94-NA	1,405
23.	Clyde Austin	1977-80	115-NA	1,383
24.	C.J. Leslie	2010-13	99-85	1,359
25.	Chucky Brown	1986-89	128-73	1,357
26.	Kenny Inge	1998-01	123-111	1,355
27.	Gavin Grant	2005-08	132-79	1,342
28.	Marcus Melvin	2001-04	122-90	1,301
29.	T.J. Warren	2012-14	70-49	1,296
30.	Charles Shackelford	1986-88	94-93	1,288
31.	Brandon Costner	2006-09	101-84	1,273
32.	Dereck Whittenburg	1980-83	109-NA	1,264
33.	Torin Dorn	2016-19	101-85	1,267
34.	Ishua Benjamin	1995-98	118-99	1,263
35.	Kevin Thompson	1990-93	118-88	1,250
36.	Ernie Myers	1983-86	135-90	1,249
37.	C.C. Harrison	1995-98	115-75	1,245
38.	Tracy Smith	2008-11	106-68	1,240
39.	Paul Coder	1970-72	83-NA	1,216
40.	Ilian Evtimov	2002-06	131-83	1,214
41.	Richard Howell	2009-13	132-81	1,214
42.	Engin Atsür	2004-07	119-114	1,181
43.	Abdul-Malik Abu	2014-18	128-100	1,174
44.	Lorenzo Brown	2010-13	101-95	1,167
45.	Ben McCauley	2006-09	124-81	1,138
46.	John Richter	1957-59	74-NA	1,109
47.	Tommy Mattocks	1964-66	71-NA	1,086
48.	Courtney Fells	2006-09	111-92	1,060
49.	Curtis Marshall	1992-96	116-94	1,052
50.	Lakista McCuller	1992-95	111-94	1,052
51.	Sidney Lowe	1980-83	120-NA	1,048
52.	Kenny Matthews	1978-81	116-NA	1,025



30+ POINT SCORING GAMES

- 57 David Thompson vs. Buffalo State, 1975
- 55 Ronnie Shavlik vs. William & Mary, 1955
- 49 Ronnie Shavlik vs. Villanova, 1955
- 48 Rodney Monroe vs. Georgia Tech, 1991
- 47 Sammy Ranzino vs. Virginia Tech, 1951
- 45 Kenny Carr vs. Duke, 1976
- 44 Kenny Carr vs. Duke, 1976
- 43 David Thompson at Davidson, 1975
Hawkeye Whitney at Clemson, 1979
Ed Leftwich vs. Atlantic Christian 1970
Sammy Ranzino vs. Georgetown, 1951
- 42 T.J. Warren vs. Boston College, 2014
David Thompson at UNC Asheville, 1975
- 41 T.J. Warren at Pittsburgh, 2014
David Thompson vs. Maryland, 1974
- 40 Rodney Monroe vs. Iowa, 1989
Kenny Carr vs. Western Kentucky, 1976
David Thompson vs. Duke, 1974
David Thompson vs. Providence, 1974
David Thompson vs. Georgia Southern, 1973
Larry Lakins at Tulane, 1964
- 39 Kenny Carr at UNC Asheville, 1976
Kenny Carr vs. Furman, 1976
David Thompson vs. Kent State, 1975
David Thompson vs. Clemson, 1975
David Thompson at Maryland, 1974
- 38 Cat Barber vs. Wake Forest, 2016
Kenny Carr vs. Clemson, 1976
David Thompson vs. Maryland, 1975
David Thompson vs. Virginia, 1975 (ACC)
Tommy Burleson vs. Maryland, 1974 (ACC)
Tommy Burleson vs. Virginia, 1972
Paul Coder vs. Auburn, 1970
- 37 Cat Barber vs. Winthrop, 2015
Rodney Monroe vs. North Carolina, 1991
Rodney Monroe vs. UNLV, 1989
David Thompson vs. Virginia, 1974 (ACC)
David Thompson at Maryland, 1973
Tommy Burleson vs. Georgia, 1972
- 36 Allerik Freeman vs. Seton Hall, 2018
Cat Barber vs. Georgia Tech, 2016
T.J. Warren vs. North Carolina, 2014
Tom Gugliotta vs. North Carolina, 1992
Tom Gugliotta at Chaminade, 1992
Chris Corchiani vs. Charleston South., 1991
David Thompson vs. UNC Charlotte, 1975
David Thompson vs. Georgia Tech, 1973
Vann Williford vs. Niagara, 1970 (NCAA)
- 35 Rodney Monroe vs. Duke, 1991
Rodney Monroe vs. Florida State, 1990
Ernie Myers vs. Duke, 1983
Hawkeye Whitney at Maryland, 1979
Hawkeye Whitney vs. Appalachian St., 1978
David Thompson vs. Furman, 1975
David Thompson at Clemson, 1974
Vann Williford vs. St. Bonaventure, 1970 (NCAA)

- Ronnie Shavlik vs. Penn State, 1955
Sammy Ranzino vs. Furman, 1951
- 34 Torin Dorn vs. Lipscomb, 2019
Cat Barber vs. Pittsburgh, 2015
T.J. Warren vs. Wake Forest, 2014
Rodney Monroe at Kansas, 1991
Chucky Brown vs. Wake Forest, 1989
Kenny Carr vs. Western Carolina, 1976
David Thompson vs. Memphis State, 1974
Vann Williford vs. Atlantic Christian, 1968
- 33 Cat Barber at Missouri, 2015
Ralston Turner vs. Tennessee, 2014
C. J. Leslie vs. St. Bonaventure, 2012
J.J. Hickson vs. Western Carolina, 2008
Tom Gugliotta vs. Fla. International, 1992
Rodney Monroe at Maryland, 1990
Rodney Monroe vs. Temple, 1990
Chris Washburn vs. Brooklyn College, 1986
Lorenzo Charles vs. North Carolina, 1985
Kenny Carr vs. North Carolina, 1976
Phil Spence vs. Michigan State, 1976
David Thompson vs. East Carolina, 1975
David Thompson at Maryland, 1975
David Thompson vs. Appalachian St., 1973
David Thompson vs. East Carolina, 1973
Larry Lakins vs. St. Joseph's, 1965 (NCAA)
Lou Pucillo vs. South Carolina, 1958
Sammy Ranzino vs. Rhode Island St., 1950
- 32 Dennis Smith, Jr., at Duke, 2017
Cat Barber vs. North Carolina, 2016
T.J. Warren vs. East Carolina, 2013
Anthony Grundy vs. Virginia, 2002
Tom Gugliotta at Maryland, 1992
Rodney Monroe vs. Wake Forest, 1991
Rodney Monroe vs. Virginia, 1991
Ernie Myers vs. Northeastern, 1984
David Thompson at North Carolina, 1975
David Thompson vs. Atlantic Christ., 1973
Joe Serdich at Virginia, 1968
Ronnie Shavlik vs. North Carolina, 1955
Dave Gotkin vs. South Carolina, 1953
Sammy Ranzino vs. Duke, 1951
Sammy Ranzino vs. Holy Cross, 1950
- 31 Dennis Smith, Jr., vs. Miami, 2017
Maverick Rowan vs. Syracuse, 2017
Dennis Smith, Jr., vs. Georgia Tech, 2017
Cat Barber at Florida State, 2016
Cat Barber at Pittsburgh, 2016
T.J. Warren at Virginia Tech, 2014
T. J. Warren vs. Florida State, 2013
Scott Wood at Florida State, 2010
Tracy Smith vs. Towson, 2009
J.J. Hickson vs. William & Mary, 2008
Julius Hodge vs. Wake Forest, 2003 (ACC)
C.C. Harrison at North Carolina, 1998
Danny Strong at Georgia Tech, 1996

- Todd Fuller vs. VMI, 1996
Rodney Monroe at Tennessee, 1991
Rodney Monroe at Georgia Tech, 1991
Rodney Monroe at Maryland, 1991
Rodney Monroe at East Tennessee St, 1991
Rodney Monroe vs. Wake Forest, 1990
Rodney Monroe vs. Georgia Tech, 1990
Rodney Monroe at UNLV, 1990
Rodney Monroe vs. UNC Asheville, 1990
Rodney Monroe vs. Monmouth, 1989
Tom Gugliotta vs. Mt. St. Mary's, 1991
Lorenzo Charles vs. Md.-Eastern Shore, 1985
Lorenzo Charles vs. UNC Wilmington, 1984
Kenny Carr vs. Western Carolina, 1977
Kenny Carr vs. Wake Forest, 1977
Kenny Carr vs. Clemson, 1977
David Thompson vs. Georgia Tech, 1975
David Thompson vs. Wake Forest, 1974
David Thompson at Duke, 1973
Vann Williford vs. Northwestern, 1970
Paul Coder vs. Auburn, 1970
John Richter vs. Duke, 1957
Ronnie Shavlik vs. Duke, 1954
Bobby Speight vs. South Carolina, 1952
Sammy Ranzino vs. Duke, 1950
- 30 Dennis Smith, Jr., vs. Loyola (Chicago), 2017
Cat Barber vs. Miami, 2016
T.J. Warren vs. Florida State, 2014
T.J. Warren vs. Eastern Kentucky, 2013
T.J. Warren vs. Florida Gulf Coast, 2013
Brandon Costner vs. Duke, 2007
Julius Hodge vs. North Carolina, 2003
Anthony Grundy vs. Wake Forest, 2000
Todd Fuller vs. Massachusetts, 1996
Todd Fuller vs. Western Carolina, 1996
Todd Fuller at Wake Forest, 1995
Kevin Thompson vs. Duke, 1993
Rodney Monroe vs. Pittsburgh, 1989
Charles Shackleford vs. Maryland, 1988
Vinny Del Negro vs. Chicago State, 1987
Lorenzo Charles vs. UTEP, 1985
Phil Spence vs. Western Kentucky, 1976
David Thompson vs. Maryland, 1975 (ACC)
David Thompson at Virginia, 1974
David Thompson vs. South Florida, 1973
David Thompson vs. Clemson, 1973
Tommy Burleson vs. Lehigh, 1973
Vann Williford vs. Atlantic Christian, 1968
Eddie Biedenbach vs. Furman, 1966
Pete Coker vs. Fordham, 1966
Larry Lakins at Duke, 1965
Larry Worsley vs. Duke, 1965 (ACC)
Jon Speaks at Virginia, 1962
Ronnie Shavlik vs. Clemson, 1956
Mel Thompson vs. North Carolina, 1954
Bones McKinney vs. Duke, 1942



REBOUNDS

Game		Reb.
Rk	Name, Opponent, Date	
1.	Ronnie Shavlik, Villanova (1/1/55)	35
2.	Ronnie Shavlik, So. Carolina (2/11/56)	34
3.	Ronnie Shavlik, BYU (12/21/55)	29
4.	Ronnie Shavlik, Clemson (2/4/56)	28
	Ronnie Shavlik, Virginia (2/1/55)	28
6.	Ronnie Shavlik, Eastern Ky. (12/10/55)	25
7.	Tommy Burleson, Providence (3/14/74)	24
	Ronnie Shavlik, No. Carolina (12/31/55)	24
	Ronnie Shavlik, So. Carolina (12/14/55)	24
	Ronnie Shavlik, Temple (12/4/55)	24
	Ronnie Shavlik, Furman (1/12/55)	24
	Ronnie Shavlik, Texas Tech (12/18/54)	24
	Ronnie Shavlik, Furman (12/1/53)	24
14.	J.J. Hickson, Clemson (2/16/08)	23
	Tommy Burleson, Pittsburgh (1/22/72)	23
	John Richter, So. Carolina (3/5/59)	23
	George Stepanovich, Maryland (2/14/59)	23
	Ronnie Shavlik, No. Carolina (2/21/56)	23
	Ronnie Shavlik, Penn State (12/3/55)	23
20.	Ronnie Shavlik, Maryland (1/12/56)	22
	Ronnie Shavlik, Canisius (3/12/56)	22
	Cliff Dwyer, Temple (12/4/54)	22
	Ronnie Shavlik, Seton Hall (12/28/53)	22

Season

Rk	Name	Year	GP	Reb.
1.	Ronnie Shavlik	1954-55	32	581
2.	Ronnie Shavlik	1955-56	28	545
3.	Ronnie Shavlik	1953-54	35	472
4.	Paul Horvath	1950-51	34	448
5.	Mel Thompson	1951-52	30	397
6.	Richard Howell	2012-13	35	380
6.	Tommy Burleson	1973-74	31	377
7.	John Richter	1958-59	26	370
8.	Tommy Burleson	1971-72	26	365
9.	Bobby Speight	1951-52	33	364
10.	Bobby Speight	1952-53	32	356
11.	Richard Howell	2011-12	37	342
12.	Mel Thompson	1953-54	35	338
13.	Bobby Speight	1950-51	37	337
14.	George Stepanovich	1958-59	26	331
15.	Mel Thompson	1952-53	32	328

Career

Rk	Name	Years	GP	Reb.
1.	Ronnie Shavlik	1954-56	95	1,598
2.	Tommy Burleson	1972-74	84	1,066
3.	Mel Thompson	1952-54	97	1,063
4.	Bobby Speight	1951-53	102	1,057
5.	Richard Howell	2009-13	132	1,055
6.	John Richter	1957-59	74	936
7.	Todd Fuller	1993-96	115	887
8.	Kenny Inge	1998-01	123	833
9.	Tom Gugliotta	1989-92	113	820
10.	Kevin Thompson	1990-93	118	815
11.	Cozell McQueen	1982-85	134	800
12.	Kenny Carr	1975-77	86	789
13.	Abdul-Malik Abu	2014-18	128	776
14.	Julius Hodge	2002-05	129	773
15.	Damon Thornton	1997-01	111	771
16.	Vann Williford	1968-70	81	760
17.	Thurl Bailey	1980-83	123	759
18.	Phil Spence	1974-76	88	742
19.	Charles Shackelford	1986-88	94	735
20.	Lorenzo Charles	1982-85	126	730

OFFENSIVE REBOUNDS

Game		Reb.
Rk	Name, Opponent, Date	
1.	Russell Pierre vs. Louisville (12/17/84)	11
2.	Omer Yurtseven vs. Northern Iowa (11/23/17)	10
	Tracy Smith vs. Wake Forest (2/11/09)	10
	Charles Shackelford vs. Ga. Tech (1/16/80)	10
4.	Richard Howell vs. Kansas (3/23/12)	9
	Richard Howell vs. Virginia (1/28/12)	9
	C.J. Leslie vs. Texas (11/21/11)	9
	Brandon Costner vs. NC Central (2/3/09)	9
	Damon Thornton vs. Fla. Atlantic (11/22/96)	9
	Todd Fuller vs. Maryland (1/20/96)	9
	Marc Lewis vs. Georgia Tech (1/27/93)	9
	Lorenzo Charles vs. Louisville (12/17/84)	9
	Lorenzo Charles vs. Wake Forest (1/21/84)	9
	Cozell McQueen vs. Maryland (1/29/83)	9



Richard Howell finished his career fifth on NC State's all-time rebounding chart with 1,055 boards. He is also the school's all-time leader with 392 offensive rebounds.



Season

Rk	Name	Year	GP	Reb.
1.	Richard Howell	2011-12	37	135
2.	Richard Howell	2012-13	35	131
3.	Kevin Thompson	1991-92	30	120
4.	Abdul-Malik Abu	2015-16	33	118
5.	Kevin Thompson	1990-91	31	114
6.	Todd Fuller	1995-96	31	108
	Charles Shackelford	1987-88	31	108
8.	Todd Fuller	1994-95	27	100
	Kevin Thompson	1992-93	27	100
10.	Damien Wilkins	1999-00	34	94
	Kenny Inge	1997-98	32	94
	Todd Fuller	1993-94	30	94

Career

Rk	Name	Years	GP	Reb.
1.	Richard Howell	2009-13	132	392
2.	Kevin Thompson	1990-93	118	370
3.	Kenny Inge	1998-01	123	341
4.	Todd Fuller	1993-96	115	340
5.	Damon Thornton	1997-01	111	270
6.	Abdul-Malik Abu	2014-18	101	257
7.	Julius Hodge	2002-05	129	255
8.	Tom Gugliotta*	1989-92	112	238
9.	Ron Kelley	1998-01	110	235
10.	C.J. Leslie	2010-13	99	221
11.	Ben McCauley	2006-09	124	213
12.	Tracy Smith	2008-11	106	217
13.	Bryant Feggins	1990-95	110	191
14.	Torin Dorn	2016-19	101	189
15.	Marcus Melvin	2001-04	122	174

* - Offensive rebounds not kept every season

REBOUND AVERAGE

Season

Rk	Name	Yr.	GP	Reb	Avg
1.	Ronnie Shavlik	1955-56	28	545	19.5
2.	Ronnie Shavlik	1954-55	32	581	18.1
3.	John Richter	1958-59	26	370	14.2
4.	Tommy Burleson	1971-72	26	365	14.0
5.	Ronnie Shavlik	1953-54	35	472	13.4
6.	Mel Thompson	1951-52	30	397	13.2
7.	Paul Horvath	1950-51	34	448	13.2
8.	George Stepanovich	1958-59	26	331	12.7
9.	John Richter	1956-57	24	305	12.7
10.	Tommy Burleson	1973-74	31	377	12.2
11.	Tommy Burleson	1972-73	27	324	12.0
12.	Cliff Dwyer	1954-55	28	324	11.6

YEARLY REBOUNDING LEADERS

Year	Name	G	Reb	Avg	Year	Name	G	Reb	Avg
1952-53	Bobby Speight	32	356	11.1	1987-88	Charles Shackelford +	31	297	9.6
1953-54	Ronnie Shavlik	35	472	13.5	1988-89	Chucky Brown	31	274	8.8
1954-55	Ronnie Shavlik	32	581	18.2	1989-90	Tom Gugliotta	30	211	7.0
1955-56	Ronnie Shavlik +	28	545	19.5	1990-91	Tom Gugliotta	31	281	9.1
1956-57	John Richter	24	305	12.7	1991-92	Tom Gugliotta+	30	293	9.0
1957-58	John Richter	24	261	10.9	1992-93	Kevin Thompson	27	246	9.1
1958-59	John Richter +	26	370	14.2	1993-94	Todd Fuller	30	253	8.4
1959-60	Bob DiStefano	26	237	9.1	1994-95	Todd Fuller	27	231	8.6
1960-61	Bob DiStefano	25	214	8.6	1995-96	Todd Fuller	31	308	9.9
1961-62	John Pungler	17	162	9.5	1996-97	Damon Thornton	23	161	7.0
1962-63	Pete Auksel	21	159	7.6	1997-98	Kenny Inge	32	238	7.4
1963-64	Pete Auksel	19	159	8.4	1998-99	Damon Thornton	32	202	6.3
1964-65	Pete Coker	25	250	10.0	1999-00	Damon Thornton	32	243	7.6
1965-66	Pete Coker	27	268	9.9	2000-01	Kenny Inge	29	209	7.2
1966-67	Bill Kretzer	26	187	7.2	2001-02	Anthony Grundy	34	186	5.5
1967-68	Vann Williford	26	210	8.1	2002-03	Julius Hodge	31	350	5.5
1968-69	Vann Williford	25	250	10.0	2003-04	Marcus Melvin	31	251	8.1
1969-70	Vann Williford	30	300	10.0	2004-05	Julius Hodge	34	255	6.6
1970-71	Paul Coder	27	227	8.4	2005-06	Cedric Simmons	32	203	6.3
1971-72	Tommy Burleson +	26	365	14.0	2006-07	Brandon Costner	36	264	7.3
1972-73	Tommy Burleson +	27	324	12.0	2007-08	J.J. Hickson	31	262	8.5
1973-74	Tommy Burleson	31	377	12.2	2008-09	Ben McCauley	30	234	7.8
1974-75	Phil Spence	28	281	10.0	2009-10	Tracy Smith	35	256	7.3
1975-76	Kenny Carr	30	310	10.3	2010-11	C.J. Leslie	30	216	7.2
1976-77	Kenny Carr	28	278	9.9	2011-12	Richard Howell	37	342	9.2
1977-78	Tiny Pinder	30	187	6.2	2012-13	Richard Howell	35	380	10.9
1978-79	Hawkeye Whitney	30	184	6.1	2013-14	T.J. Warren	35	250	7.1
1979-80	Hawkeye Whitney	28	138	4.9	2014-15	Lennard Freeman	35	197	5.6
1980-81	Thurl Bailey	27	165	6.1	2015-16	Abdul-Malik Abu	33	289	8.8
1981-82	Thurl Bailey	32	216	6.8	2016-17	Abdul-Malik Abu	32	224	7.0
1982-83	Thurl Bailey	36	276	7.7	2017-18	Omer Yurtseven	33	222	6.7
1983-84	Cozell McQueen	33	297	9.0	2018-19	Torin Dorn	36	260	7.2
1984-85	Cozell McQueen	33	227	6.9					
1985-86	Chris Washburn	34	229	6.7					
1986-87	Charles Shackelford	34	260	7.6					

+ Indicates led ACC

Career

(Min 40 Games)

Rk	Name	Yrs.	Gm	Reb	Avg
1.	Ronnie Shavlik	1954-56	95	1598	16.8
2.	Tommy Burleson	1972-74	84	1066	12.7
3.	John Richter	1957-59	74	936	12.7
4.	Mel Thompson	1952-54	97	1063	10.9
5.	Bobby Speight	1951-53	102	1057	10.4
6.	Pete Coker	1965-66	52	518	10.0
7.	Vann Williford	1968-70	81	760	9.4
8.	Kenny Carr	1975-77	86	789	9.2
9.	Phil Spence	1974-76	88	742	8.4
10.	Phil DiNardo	1954-56	86	705	8.2
11.	David Thompson	1973-75	86	694	8.1
12.	Richard Howell	2009-13	132	1055	8.0
13.	Paul Coder	1970-72	83	653	7.9
14.	Charles Shackelford	1986-88	94	735	7.8
15.	Todd Fuller	1993-96	115	887	7.7
16.	Pete Auksel	1962-64	57	418	7.3



Tommy Burleson is the Pack's No. 2 all-time leading rebounder with 1,066 boards. He led the ACC in rebounding in 1972 (14.0 rpg) and in 1973 (12.0).



FIELD GOALS MADE

Game		FGM
Rk	Name, Opponent (Date)	
1.	David Thompson, Buffalo St. (12/5/74)	27
2.	Ronnie Shavlik, Wm & Mary (12/1/54)	22
3.	David Thompson, Davidson (12/25/74)	19
4.	Hawkeye Whitney, Clemson (1/30/79)	18
	Kenny Carr, Western Ky. (12/26/75)	18
	Kenny Carr, Duke (1/2/76)	18
	Tommy Burleson, Maryland (3/9/74)	18
	Ed Leftwich, Atlantic Christian (12/8/69)	18

Season				
Rk	Name	Year	FGM	FGA
1.	David Thompson	1974-75	347	635
2.	T.J. Warren	2013-14	342	652
3.	David Thompson	1973-74	325	594
4.	Kenny Carr	1975-76	322	607
5.	Rodney Monroe	1990-91	285	641
6.	Vann Williford	1969-70	281	562
7.	David Thompson	1972-73	267	467
8.	Ronnie Shavlik	1954-55	260	646
9.	Thurl Bailey	1982-83	250	499
10.	Cat Barber	2015-16	248	572
11.	Chris Washburn	1985-86	241	429
	Sammy Ranzino	1950-51	241	760
	Sammy Ranzino	1949-50	241	721
14.	Tom Gugliotta	1991-92	240	534
	Rodney Monroe	1988-89	240	513

Career				
Rk	Name	Years	FGM	FGA
1.	David Thompson	1973-75	939	1698
2.	Rodney Monroe	1988-91	885	1936
3.	Hawkeye Whitney	1977-80	826	1628
4.	Sammy Ranzino	1948-51	744	2237
5.	Kenny Carr	1975-77	710	1375
6.	Julius Hodge	2002-05	665	1407
7.	Ronnie Shavlik	1954-56	649	1647
8.	Tommy Burleson	1972-74	641	1243
9.	Thurl Bailey	1980-83	611	1190
10.	Vann Williford	1968-70	594	1161
11.	Dick Dickey	1947-50	590	NA
12.	Anthony Grundy	1999-02	589	1362
13.	Todd Fuller	1993-96	586	1176
14.	Lorenzo Charles	1982-85	583	2260
15.	Clyde Austin	1977-80	577	1194

FIELD GOALS ATTEMPTED

Game		FGA
Rk	Name, Opponent, Date	
1.	Sammy Ranzino, Furman (12/1/51)	40
2.	Rodney Monroe, Ga. Tech (1/13/91)	37
	David Thompson, Buffalo St. (12/5/74)	37
3.	Ronnie Shavlik, Villanova (1/29/54)	36
4.	David Thompson, Davidson (12/21/74)	32

Season (Since 1950)				
Rk	Name	Year	GP	FGA
1.	Sammy Ranzino	1950-51	34	241
2.	Sammy Ranzino	1949-50	33	241
3.	T.J. Warren	2013-14	35	342
4.	Ronnie Shavlik	1954-55	32	260
5.	Rodney Monroe	1990-91	31	285
6.	David Thompson	1974-75	28	347
7.	Vic Molodet	1953-54	35	177
8.	Kenny Carr	1975-76	30	322
9.	David Thompson	1973-74	31	325
10.	Bobby Speight	1952-53	32	218
11.	Ronnie Shavlik	1953-54	35	212

YEARLY FG PERCENTAGE LEADERS (MIN. 3 FG MADE PER GAME)

Year	Name	Gm	FGM-FGA	FG%	Year	Name	Gm	FGM-FGA	FG%
1952-53	Bill Kukoy	32	127-334	.380	1986-87	Mike Giomi	35	106-209	.507
1953-54	Mel Thompson	35	213-525	.406	1987-88	Chucky Brown	32	226-395	.572
1954-55	Vic Molodet	32	157-380	.413	1988-89	Avie Lester	31	107-195	.549
1955-56	John Maglio	28	138-304	.454	1989-90	Brian D'Amico	30	94-170	.553
1956-57	John Richter +	24	136-262	.519	1990-91	Kevin Thompson	31	115-190	.605
1957-58	Bob MacGillivray	24	96-196	.490	1991-92	Kevin Thompson +	30	194-311	.624
1958-59	John Richter	26	158-369	.428	1992-93	Kevin Thompson	27	176-324	.543
1959-60	Don Gallagher	26	90-210	.429	1993-94	Bryant Figgins	30	111-226	.491
1960-61	Ken Rohloff	25	124-239	.519	1994-95	Todd Fuller	27	164-316	.519
1961-62	John Pungler	17	97-204	.475	1995-96	Todd Fuller	31	225-445	.506
1962-63	John Key	19	78-154	.506	1996-97	Damon Thornton	23	71-129	.550
1963-64	Larry Lakins+	12	97-162	.599	1997-98	Kenny Inge	32	115-223	.516
1964-65	Larry Lakins	25	193-362	.533	1998-99	Ron Kelley	33	138-268	.515
1965-66	Pete Coker	27	168-314	.535	1999-00	Damon Thornton	32	124-236	.525
1966-67	Jerry Moore	23	98-200	.490	2000-01	Kenny Inge	29	99-207	.478
1967-68	Vann Williford +	26	109-190	.574	2001-02	Marcus Melvin	34	114-231	.494
1968-69	Rick Anheuser	25	93-186	.500	2002-03	Josh Powell	31	144-252	.571
1969-70	Paul Coder	30	192-335	.573	2003-04	Julius Hodge +	31	189-373	.507
1970-71	Paul Coder	27	156-276	.565	2004-05	Julius Hodge	34	197-400	.493
1971-72	Paul Coder	26	94-168	.560	2005-06	Cedric Simmons	32	128-218	.582
1972-73	David Thompson	27	267-469	.569	2006-07	Ben McCauley	36	211-361	.584
1973-74	David Thompson	31	325-594	.547	2007-08	J.J. Hickson +	31	163-276	.591
1974-75	Phil Spence	28	147-254	.579	2008-09	Ben McCauley	30	136-253	.538
1975-76	Glenn Sudhop	30	114-211	.540	2009-10	Tracy Smith +	35	222-424	.524
1976-77	Hawkeye Whitney	28	188-366	.514	2010-11	Tracy Smith	21	113-228	.496
1977-78	Tony Warren	31	143-271	.528	2011-12	C.J. Leslie	34	192-336	.525
1978-79	Hawkeye Whitney	30	238-445	.535	2012-13	T. J. Warren +	35	186-299	.622
1979-80	Hawkeye Whitney	28	207-397	.521	2013-14	T.J. Warren +	35	342-652	.525
1980-81	Art Jones	23	115-216	.532	2014-15	Cat Barber	35	144-328	.439
1981-82	Thurl Bailey	32	171-312	.548	2015-16	Abdul-Malik Abu	33	165-337	.490
1982-83	Lorenzo Charles	36	109-201	.542	2016-17	Abdul-Malik Abu	32	153-289	.529
1983-84	Lorenzo Charles	33	222-411	.540	2017-18	Omer Yurtseven	33	187-327	.572
1984-85	Lorenzo Charles	33	236-411	.574	2018-19	Markell Johnson	33	144-295	.488
1985-86	Chris Washburn	34	241-429	.562					

+ Indicates led ACC

12.	Cat Barber	2015-16	33	248	572
13.	Bobby Speight	1951-52	33	211	563
14.	Vann Williford	1969-70	30	281	562
15.	Ed Leftwich	1969-70	30	223	538

Career				
Rk	Name	Years	GP	FGA
1.	Sammy Ranzino	1948-51	132	744
2.	Dick Dickey	1947-50	123	590
3.	Rodney Monroe	1988-91	124	885
4.	David Thompson	1973-75	86	939
5.	Ronnie Shavlik	1954-56	95	649
6.	Hawkeye Whitney	1977-80	117	826
7.	Bob Speight	1951-53	102	575
8.	Mel Thompson	1952-54	97	532
9.	Julius Hodge	2002-05	129	665
10.	Kenny Carr	1975-77	86	710
11.	Paul Horvath	1948-51	132	NA
12.	Anthony Grundy	1999-02	121	589
	Vic Molodet	1954-56	94	496
14.	Tommy Burleson	1972-74	84	641
15.	Clyde Austin	1977-80	115	577

FIELD GOAL PERCENTAGE

Season (Min 100 FG Made)				
Rk	Name	Year	FGM-A	FG%
1.	Kevin Thompson	1991-92	194-311	.624
2.	T. J. Warren	2012-13	186-299	.622
3.	Kevin Thompson	1990-91	115-190	.605
4.	J.J. Hickson	2007-08	163-276	.591
5.	Ben McCauley	2006-07	211-361	.584

6.	Cedric Simmons	2005-06	128-218	.582
7.	Phil Spence	1977-78	147-254	.579
8.	Lorenzo Charles	1984-85	236-411	.575
9.	Vann Williford	1967-68	109-190	.574
10.	Paul Coder	1969-70	192-335	.573
11.	Chucky Brown	1987-88	226-395	.572
	Omer Yurtseven	2017-18	187-327	.572
13.	Josh Powell	2002-03	144-252	.571
14.	Richard Howell	2012-13	183-321	.570
15.	David Thompson	1972-73	267-469	.569

Career (Min 200 FG Made)				
Rk	Name	Years	FGM-A	FG%
1.	Kevin Thompson	1990-93	530-901	.588
2.	Paul Coder	1970-72	442-779	.567
3.	Chucky Brown	1985-89	555-996	.557
4.	T.J. Warren	2012-14	528-951	.555
5.	Josh Powell	2001-03	239-432	.553
6.	David Thompson	1973-75	939-1698	.553
7.	Lorenzo Charles	1982-85	583-1055	.552
8.	Damon Thornton	1997-01	343-627	.547
9.	Phil Spence	1974-76	396-731	.542
	Omer Yurtseven	2016-18	240-443	.542
11.	Larry Lakins	1962-65	349-646	.540
12.	Ben McCauley	2006-09	438-819	.535
13.	Pete Coker	1965-66	300-567	.529
14.	Tommy Mattocks	1964-66	373-709	.526
15.	Tracy Smith	2008-11	471-905	.520



YEARLY 3-POINT FIELD GOAL PERCENTAGE LEADERS

Year	Player	3PM-3PA	Pct	Year	Player	3PM-3PA	Pct
1982-83	Terry Gannon	53-90	.589	2002-03	Scooter Sherrill	70-175	.400
1986-87	Vinny Del Negro	36-72	.500	2003-04	Engin Atsür	46-120	.383
1987-88	Rodney Monroe	49-114	.430	2004-05	Ilian Evtimov	66-155	.426
1988-89	Rodney Monroe	85-212	.401	2005-06	Tony Bethel	69-157	.439
1989-90	Rodney Monroe +	84-174	.483	2006-07	Brandon Costner	61-161	.379
1990-91	Migjen Bakalli	42-88	.477	2007-08	Gavin Grant	32-82	.390
1991-92	Curtis Marshall	37-88	.420	2008-09	Courtney Fells	43-108	.398
1992-93	Curtis Marshall	53-145	.366	2009-10	Scott Wood	63-169	.373
1993-94	Lakista McCuller	60-172	.349	2010-11	Scott Wood	72-172	.419
1994-95	Jeremy Hyatt	33-79	.418	2011-12	Scott Wood	95-232	.409
1995-96	Curtis Marshall	45-111	.405	2012-13	Scott Wood	104-236	.441
1996-97	C.C. Harrison	46-106	.434	2013-14	Ralston Turner	77-207	.372
1997-98	C.C. Harrison +	80-183	.437	2014-15	Trevor Lacey	78-199	.392
1998-99	Adam Harrington	71-198	.359	2015-16	Caleb Martin	79-219	.361
1999-00	Justin Gainey	38-100	.380	2016-17	Terry Henderson	78-203	.384
2000-01	Archie Miller	42-73	.575	2017-18	Sam Hunt	51-122	.418
2001-02	Marcus Melvin	46-105	.438	2018-19	Markell Johnson	68-161	.422

3-POINT FIELD GOALS MADE


Rk	Name	Opponent	Date	3FGM
1.	Rodney Monroe	UNC Asheville	(12/21/89)	9
2.	Maverick Rowan	Syracuse	(2/1/17)	8
	Ralston Turner	Tennessee	(12/17/14)	8
	C.C. Harrison	No. Carolina	(2/21/98)	8
	Tom Gugliotta	No. Carolina	(1/22/92)	8
	Migjen Bakalli	Maryland	(2/27/91)	8
7.	Allerik Freeman	North Carolina	(1/27/18)	7
	Allerik Freeman	Jacksonville	(12/22/17)	7
	Terry Henderson	Creighton	(11/20/16)	7
	Scott Wood	Virginia	(3/15/13)	7
	Scott Wood	Florida State	(1/12/10)	7
	Danny Strong	Georgia Tech	(2/23/96)	7
	Ishua Benjamin	Prairie View A&M	(11/26/94)	7
	Tom Gugliotta	Maryland	(2/13/92)	7
	Terry Gannon	Wake Forest	(3/5/83)	7
	Terry Gannon	Maryland	(1/29/83)	7
	Dereck Whittenburg	Virginia	(1/12/83)	7

Season				
Rk	Name	Year	GP	3FGM
1.	Scott Wood	2012-13	35	104
	Rodney Monroe	1990-91	31	104
3.	Scott Wood	2011-12	36	95
4.	Ralston Turner	2014-15	36	94
5.	Tom Gugliotta	1991-92	30	93
6.	Rodney Monroe	1988-89	31	85
7.	Rodney Monroe	1989-90	30	84
8.	Maverick Rowan	2015-16	33	81
9.	C.C. Harrison	1997-98	32	80
10.	Caleb Martin	2015-16	33	79

Career				
Rk	Name	Years	GP	3FGM
1.	Scott Wood	2009-13	138	334
2.	Rodney Monroe	1987-91	124	322
3.	Engin Atsür	2003-07	119	223
4.	Archie Miller	1998-02	123	218
5.	Ilian Evtimov	2002-06	131	199
6.	Lakista McCuller	1991-95	111	197
7.	Tom Gugliotta	1988-92	112	183
8.	Curtis Marshall	1991-96	116	179
9.	Ralston Turner	2013-15	72	171
10.	Marcus Melvin	2001-04	122	170
11.	Anthony Grundy	1999-02	121	164
12.	C.C. Harrison	1995-98	115	161

3-POINT FIELD GOALS ATTEMPTED

Rk	Name	Opponent	Date	3FGA
1.	Maverick Rowan	Syracuse	(2/1/17)	18
2.	Ralston Turner	Tennessee	(12/17/14)	17
	Chris Corchiani	Maryland	(1/26/91)	17
4.	Scott Wood	Syracuse	(12/4/10)	15
	Rodney Monroe	Virginia	(2/1/89)	15
	Ralston Turner	Maryland	(1/20/14)	15
7.	Braxton Beverly	Pittsburgh	(1/24/18)	14
	Anthony Grundy	Clemson	(1/13/01)	14
	Tom Gugliotta	No. Carolina	(1/22/92)	14
	Rodney Monroe	UNC Asheville	(12/21/89)	14



Archie Miller, now the head coach at Indiana, connected on 57.5 percent of his 3-point attempts in 2001, the second best season percentage in NC State annals.

Season

Rk	Name	Year	GP	3FGA
1.	Ralston Turner	2014-15	36	256
2.	Maverick Rowan	2015-16	33	241
3.	Rodney Monroe	1990-91	31	239
4.	Scott Wood	2012-13	35	236
5.	Tom Gugliotta	1991-92	30	233
6.	Scott Wood	2011-12	36	232
7.	Braxton Beverly	2018-19	35	219
	Caleb Martin	2015-16	33	219
9.	Rodney Monroe	1988-89	31	212
10.	Ralston Turner	2013-14	36	207
11.	Terry Henderson	2016-17	32	203
12.	Adam Harrington	1998-99	32	198
13.	Danny Strong	1995-96	31	189
14.	C.C. Harrison	1997-98	32	183
	Lakista McCuller	1994-95	27	183

Career

Rk	Name	Years	GP	3FGA
1.	Scott Wood	2009-13	138	809
2.	Rodney Monroe	1987-91	124	739
3.	Engin Atsür	2003-07	119	578
4.	Lakista McCuller	1991-95	111	564
5.	Archie Miller	1998-02	123	509
6.	Ilian Evtimov	2002-06	131	508
7.	Anthony Grundy	1999-02	121	493
8.	Curtis Marshall	1991-96	116	487
9.	Ishua Benjamin	1995-98	119	486
10.	Ralston Turner	2013-15	72	463
11.	Marcus Melvin	2001-04	122	450
12.	Tom Gugliotta	1988-92	112	448
13.	Scooter Sherrill	2001-04	117	412
14.	Courtney Fells	2006-09	111	407

3-POINT FIELD GOAL PERCENTAGE

Season (Min. 20 3FG Made)

Rk	Name	Year	3FGM-A	Pct
1.	Terry Gannon	1982-83	53-90	.589
2.	Archie Miller	2000-01	59-102	.575
3.	Vinny Del Negro	1986-87	36-72	.500
4.	Chris Corchiani	1987-88	20-40	.500
5.	Tom Gugliotta	1989-90	23-47	.489
6.	Rodney Monroe	1989-90	84-174	.483
7.	Migjen Bakalli	1990-91	42-88	.477
8.	Dereck Whittenburg	1982-83	39-82	.476
9.	Dennis Horner	2006-07	22-48	.458
10.	Scott Wood	2012-13	104-236	.441

Career (Min. 75 Attempts)

Rk	Name	Years	3FGM-A	Pct
1.	Terry Gannon	1981-85	53-90	.589
2.	Dereck Whittenburg	1979-83	39-82	.476
3.	Vinny Del Negro	1984-88	67-150	.447
4.	Rodney Monroe	1987-91	322-739	.436
5.	Bennie Bolton	1983-87	69-161	.429
6.	Archie Miller	1998-02	218-509	.428
7.	Tom Gugliotta	1988-92	183-448	.408
	Chris Corchiani	1987-91	127-311	.408
9.	Marcus Melvin	2001-04	111-286	.405
	Tim Wells	1997-01	49-121	.405

Bold indicates current player.



FREE THROWS MADE

Game			FTM
Rk	Name, Opponent, Date		
1.	Cat Barber, Winthrop (11/27/15)		19
	Ronnie Shavlik, Penn State (12/9/54)		19
3.	Cat Barber, Wake Forest (2/13/16)		17
	Kenny Carr, UNC Asheville (12/6/75)		17
	Ronnie Shavlik, Villanova (1/29/55)		17
	Mel Thompson, No. Carolina (1/19/54)		17
7.	Dereck Whittenburg, Wichita St. (12/29/81)		16
	Vic Molodet, Wake Forest (12/16/55)		16
9.	Chris Corchiani, Maryland (1/27/90)		15
10.	9 Players Tied (last Cat Barber 2016)		14

Season				
Rk	Name	Year	GP	FTM
1.	Cat Barber	2015-16	33	237
2.	Sammy Ranzino	1950-51	34	224
3.	Mel Thompson	1953-54	35	216
4.	Mel Thompson	1952-53	32	194
5.	Ronnie Shavlik	1954-55	32	187
6.	Todd Fuller	1995-96	31	183
7.	Julius Hodge	2002-03	31	179
8.	Julius Hodge	2004-05	34	169
9.	Vic Molodet	1955-56	27	167
10.	Rodney Monroe	1990-91	31	162

Career				
Rk	Name	Years	GP	FTM
1.	Julius Hodge	2002-05	129	596
2.	Sammy Ranzino	1948-51	132	479
3.	Kenny Inge	1998-01	123	476
4.	Ronnie Shavlik	1954-56	95	463
5.	Dick Dickey	1947-50	123	462
6.	Rodney Monroe	1988-91	124	459
7.	David Thompson	1973-75	86	431
8.	Cat Barber	2013-16	104	425
9.	Vic Molodet	1954-56	94	413
10.	Mel Thompson	1952-54	97	410
11.	Todd Fuller	1993-96	115	400
12.	Chris Corchiani	1988-91	124	392
13.	Gavin Grant	2005-08	132	381
14.	Lorenzo Charles	1982-85	126	369
15.	Vann Williford	1968-70	81	355

FREE THROWS ATTEMPTED

Game			FTM	FTA
Rk	Name, Opponent, Date			
1.	Ronnie Shavlik, Villanova (1/29/55)		26	
2.	Mel Thompson, No. Carolina (1/27/54)		23	
3.	Cat Barber, Winthrop (11/27/15)		22	
4.	Cat Barber, Wake Forest (2/13/16)		20	
	Mel Thompson, Duke (2/14/53)		20	
6.	Kenny Inge, Virginia (2/7/01)		19	
	Mel Thompson, West Virginia (3/6/53)		19	
8.	Kenny Carr, UNC Asheville (12/6/75)		18	
9.	13 Players Tied (last T.J. Warren 2014)		17	

Season				
Rk	Name	Year	FTM	FTA
1.	Mel Thompson	1953-54	216	335
2.	Sammy Ranzino	1950-51	224	305
3.	Mel Thompson	1952-53	194	299
4.	Cat Barber	2015-16	237	274
5.	Ronnie Shavlik	1954-55	187	267
6.	Julius Hodge	2004-05	169	253
7.	Todd Fuller	1995-96	183	229
8.	Ronnie Shavlik	1955-56	156	227
	Paul Horvath	1950-51	150	227
10.	T.J. Warren	2013-14	156	226

YEARLY FREE THROW PERCENTAGE LEADERS

Year	Name	G	FTM-FTA	Pct.	Year	Name	G	FTM-FTA	Pct.
1952-53	Herb Applebaum	29	51-70	.729	1984-85	Spud Webb	33	86-113	.761
1953-54	Herb Applebaum	35	87-120	.725	1985-86	Ernie Myers	34	88-106	.830
1954-55	Ronnie Scheffel	30	51-65	.785	1986-87	Vinny Del Negro	35	63-76	.887
1955-56	Vic Molodet	27	167-196	.852	1987-88	Vinny Del Negro	32	104-124	.839
1956-57	Bob Seitz	26	95-109	.872	1988-89	Chris Corchiani	31	99-123	.805
1957-58	Lou Pucillo	24	76-105	.724	1989-90	Chris Corchiani	30	89-119	.832
1958-59	Dan Englehardt	26	50-61	.820	1990-91	Rodney Monroe +	31	162-183	.885
1959-60	Dan Englehardt	22	50-57	.877	1991-92	Curtis Marshall	28	35-50	.700
1960-61	Bob DiStefano	25	112-137	.818	1992-93	Marc Lewis	23	32-41	.780
1961-62	Jon Speaks	17	76-98	.776	1993-94	Curtis Marshall	30	89-117	.761
1962-63	John Key	19	45-54	.833	1994-95	Todd Fuller	27	116-138	.841
1963-64	Larry Lakins	12	55-69	.797	1995-96	Todd Fuller	31	183-229	.799
1964-65	Tom Mattocks	26	75-97	.773	1996-97	Danny Strong	32	45-59	.763
1965-66	Pete Coker	27	82-101	.812	1997-98	Tim Wells	26	35-39	.897
1966-67	Nick Trifunovich	26	46-60	.767	1998-99	Tim Wells	33	68-77	.883
1967-68	Eddie Biedenbach	26	85-112	.759	1999-00	Justin Gainey	34	65-87	.747
1968-69	Joe Serdich	25	65-75	.867	2000-01	Archie Miller	20	26-32	.813
1969-70	Vann Williford	30	148-185	.800	2001-02	Archie Miller	34	67-78	.859
1970-71	Rick Holdt	27	74-89	.831	2002-03	Scooter Sherrill	31	47-54	.870
1971-72	Joe Cafferky	26	63-79	.797	2003-04	Ilian Evtimov	31	78-89	.876
1972-73	David Thompson	27	132-160	.825	2004-05	Andrew Brackman	35	83-103	.806
1973-74	Monte Towe	31	60-74	.811	2005-06	Ilian Evtimov	31	51-57	.895
1974-75	David Thompson	28	144-197	.731	2006-07	Engin Atsür	24	45-57	.789
1975-76	Phil Spence	30	88-107	.822	2007-08	Brandon Costner	39	74-90	.822
1976-77	Clyde Austin	28	59-80	.738	2008-09	Courtney Fells	27	36-42	.857
1977-78	Kenny Matthews	31	59-70	.843	2009-10	Julius Mays	36	55-64	.859
1978-79	Kenny Matthews	30	34-41	.829	2010-11	Scott Wood	31	36-39	.923
1979-80	Hawkeye Whitney	28	107-149	.718	2011-12	Scott Wood	36	88-97	.907
1980-81	Dereck Whittenburg	27	46-58	.793	2012-13	Scott Wood	35	85-93	.914
1981-82	Dereck Whittenburg	32	118-142	.831	2013-14	Tyler Lewis	36	32-43	.744
1982-83	Terry Gannon	36	56-62	.903	2014-15	Ralston Turner	36	67-80	.838
1983-84	Terry Gannon	33	75-89	.843	2015-16	Cat Barber	33	237-274	.865
					2016-17	Maverick Rowan	25	34-40	.850
					2017-18	Allerik Freeman	33	132-170	.776
					2018-19	DJ Funderburk	36	95-121	.785

+ Indicates led ACC

FREE THROW PERCENTAGE

Season (Minimum of 2.0 made per game)			
Rk	Player	Year	FTM-FTA Pct.
1.	Scott Wood	2012-13	85-93 .914
2.	Scott Wood	2011-12	88-97 .907
3.	Rodney Monroe	1990-91	162-183 .885
4.	Tim Wells	1998-99	68-77 .883
5.	Dan Englehardt	1959-60	50-57 .877
6.	Ilian Evtimov	2003-04	78-89 .876
7.	Justin Gainey	1998-99	76-87 .874
8.	Bob Seitz	1956-57	95-109 .872
9.	Ryan Harrow	2010-11	67-77 .870
10.	Joe Serdich	1968-69	65-75 .867

Career (Minimum of 100 Fts Made)			
Rk	Player	Years	FTM-FTA Pct.
1.	Scott Wood	2009-13	233-263 .886
2.	Terry Gannon	1982-85	175-205 .854
3.	Archie Miller	1998-02	165-195 .846
4.	Bob Seitz	1955-57	147-175 .840
5.	Scooter Sherrill	2001-04	164-196 .837
6.	Rodney Monroe	1988-91	459-549 .836
7.	Dan Englehardt	1958-60	112-134 .836
8.	Tim Wells	1997-00	110-133 .827
9.	Vinny Del Negro	1984-88	189-229 .825
10.	Chris Corchiani	1987-90	392-477 .822
11.	Julius Hodge	2002-05	427-531 .804
12.	Todd Fuller	1993-96	400-500 .800
13.	Dereck Whittenburg	1980-83	269-339 .794
14.	Cat Barber	2013-16	425-536 .793
15.	Ilian Evtimov	2002-06	227-287 .791



ASSISTS

Game

Rk	Name, Opponent, Date	Ast.
1.	Chris Corchiani, Maryland (2/27/91)	20
2.	Spud Webb, Northeastern (2/15/84)	18
	Sidney Lowe, West. Carolina (11/29/82)	18
4.	Dennis Smith Jr., Rider (12/28/16)	16
	Chris Corchiani, Florida St. (12/27/89)	16
	Chris Corchiani, Alabama St. (12/20/88)	16
	Chris Corchiani, Akron (11/28/88)	16
8.	Dennis Smith Jr., Syracuse (2/1/17)	15
	Ishua Benjamin, Sam Houston St. (12/18/97)	15
	Chris Corchiani, UNC Asheville (12/21/89)	15
	Chris Corchiani, Ga. Tech (2/20/88)	15
	Max Perry, East Carolina (1/24/81)	15

Season

Rk	Name	Year	GP	Ast.
1.	Chris Corchiani	1990-91	31	299
2.	Sidney Lowe	1982-83	36	271
3.	Chris Corchiani	1988-89	31	266
4.	Lorenzo Brown	2012-13	33	239
5.	Chris Corchiani	1989-90	30	238
6.	Chris Corchiani	1987-88	32	235
7.	Lorenzo Brown	2011-12	37	234
8.	Nate McMillan	1985-86	34	233
9.	Spud Webb	1983-84	33	199
10.	Dennis Smith, Jr.	2016-17	32	197

Career

Rk	Name	Years	GP	Ast.
1.	Chris Corchiani	1988-91	124	*1,038
2.	Sidney Lowe	1980-83	120	762
3.	Lorenzo Brown	2010-13	101	589
4.	Clyde Austin	1977-80	115	473
5.	Julius Hodge	2002-05	129	454
6.	Ishua Benjamin	1995-98	119	435
7.	Curtis Marshall	1992-96	116	430
8.	Cat Barber	2013-16	104	403
9.	Nate McMillan	1985-86	67	402
10.	Markell Johnson	2016-pr.	89	397
11.	Spud Webb	1984-85	66	373
12.	Engin Atsür	2004-07	119	365
13.	Anthony Grundy	1999-02	121	356
14.	Monte Towe	1973-75	86	350
15.	Justin Gainey	1997-00	128	344
16.	Gavin Grant	2005-08	132	339
17.	Javier Gonzalez	2008-11	119	336
18.	Cliff Crawford	2000-03	124	309
19.	Jeremy Hyatt	1994-97	119	307
20.	Ilian Evtimov	2002-06	131	304

*First player in NCAA history to reach 1,000 assists

ASSIST/TURNOVER RATIO

Season

Rk	Name	Year	Ast-TO	Ratio
1.	Tyler Lewis	2013-14	135-38	3.55
2.	Sidney Lowe	1982-83	271-81	3.35
3.	Braxton Beverly	2017-18	121-37	3.27
4.	Chris Corchiani	1987-88	235-79	2.97
5.	Quentin Jackson	1987-88	56-19	2.95
6.	Sidney Lowe	1980-81	184-65	2.83
7.	Sidney Lowe	1981-82	182-69	2.64
8.	Chris Corchiani	1988-89	266-103	2.58

YEARLY ASSIST LEADERS

Year	Player	Gms	Ast.	Avg
1972-73	Monte Towe	27	115	4.2
1973-74	Monte Towe	31	119	3.8
1974-75	Monte Towe	28	116	4.1
1975-76	Craig Davis	30	94	3.1
1976-77	Clyde Austin	28	139	4.9
1977-78	Clyde Austin	29	122	4.2
1978-79	Clyde Austin	30	121	4.0
1979-80	Sidney Lowe +	28	125	4.5
1980-81	Sidney Lowe	24	184	7.7
1981-82	Sidney Lowe +	32	182	5.7
1982-83	Sidney Lowe	36	271	7.5
1983-84	Spud Webb +	33	199	6.0
1984-85	Spud Webb	33	174	5.3
1985-86	Nate McMillan	34	233	6.8
1986-87	Vinny Del Negro	35	102	2.9
1987-88	Chris Corchiani	32	235	7.3
1988-89	Chris Corchiani +	31	266	8.6
1989-90	Chris Corchiani	30	238	7.9
1990-91	Chris Corchiani +	31	299	9.6
1991-92	Donnie Seale	24	108	4.5
1992-93	Curtis Marshall	27	116	4.3
1993-94	Curtis Marshall	30	134	4.5
1994-95	Ishua Benjamin	27	125	4.6
1995-96	Curtis Marshall	31	110	3.5

Year	Player	Gms	Ast.	Avg
1996-97	Jeremy Hyatt	32	97	3.0
1997-98	Ishua Benjamin	32	120	3.8
1998-99	Justin Gainey	33	126	3.8
1999-00	Justin Gainey	34	95	2.8
	Anthony Grundy	33	91	2.8
2000-01	Clifford Crawford	29	102	3.5
2001-02	Anthony Grundy	34	120	3.5
2002-03	Clifford Crawford	31	131	4.2
2003-04	Julius Hodge	31	112	3.6
2004-05	Julius Hodge	34	162	4.8
2005-06	Engin Atsür	32	109	3.4
2006-07	Engin Atsür	24	101	4.2
2007-08	Gavin Grant	31	91	2.9
2008-09	Javier Gonzalez	22	72	3.3
2009-10	Javier Gonzalez	35	129	3.7
2010-11	Lorenzo Brown	31	116	3.7
2011-12	Lorenzo Brown	37	234	6.3
2012-13	Lorenzo Brown +	33	239	7.2
2013-14	Tyler Lewis	36	135	3.8
2014-15	Cat Barber	35	130	3.7
2015-16	Cat Barber	33	147	4.5
2016-17	Dennis Smith, Jr. +	32	197	6.2
2017-18	Markell Johnson +	26	190	7.3
2018-19	Markell Johnson	33	139	4.2

+ indicates ACC Leader


9.	Sidney Lowe	1979-80	125-49	2.55
10.	Chris Corchiani	1990-91	299-119	2.51

Career

Rk	Name	Years	Ast-TO	Ratio
1.	Tyler Lewis	2012-14	183-60	3.05
2.	Sidney Lowe	1979-83	762-259	2.94
3.	Braxton Beverly	2017-pr.	209-78	2.68
4.	Chris Corchiani	1987-91	1038-400	2.60
5.	Spud Webb	1983-85	373-162	2.30
6.	Nate McMillan	1984-86	402-184	2.18
7.	Markell Johnson	2016-pr.	397-188	2.11
8.	Lorenzo Brown	2009-13	589-304	1.94
9.	Engin Atsür	2003-07	365-210	1.74
10.	Curtis Marshall	1992-96	430-272	1.58

MOST ASSISTS WITHOUT A TURNOVER

Rk	Name, Opponent, Date	Ast.
1.	Ishua Benjamin, Sam Houston St. (12/18/97)	15
2.	Chris Corchiani, Ga. Tech (1/13/91)	13
	Sidney Lowe, Clemson (2/9/83)	13
	Sidney Lowe, Clemson (2/4/81)	13
5.	Sidney Lowe, Virginia (1/12/83)	12
6.	Tyler Lewis, Virginia Tech (2/22/14)	11
	Chris Corchiani, Louisville (12/29/88)	11
	Quentin Jackson, Creighton (12/28/88)	11
	Sidney Lowe, Campbell (11/28/82)	11
	Sidney Lowe, Clemson (1/2/82)	11
11.	Cliff Crawford, Old Dominion (12/2/01)	10
	Terry Gannon, Campbell (12/30/84)	10
	Sidney Lowe, Duke (2/16/82)	10
	Sidney Lowe, Georgia Tech (1/10/81)	10



The first player in NCAA history to reach 1,000 assists, Chris Corchiani owns four of the top five single-season assist marks in program history.



BLOCKED SHOTS

Game			Blk
Rk	Name, Opponent, Date		
1.	BeeJay Anya, Jacksonville (11/20/14)		10
	Todd Fuller, William & Mary (1/11/95)		9
	Thurl Bailey, West Virginia (12/28/82)		9
4.	Pano Fasoulas, Radford (12/21/85)		8
	Tommy Burleson, East Carolina (12/5/73)		8
6.	BeeJay Anya, Tennessee State (12/10/16)		7
	Avie Lester, Iowa (3/19/89)		7
	Chuck Nevitt, St. Francis (12/2/81)		7
	Tommy Burleson, Marquette (3/25/74)		7
	Phil Spence, East Carolina (11/30/74)		7

Season (Since 1976)

Rk	Name	Year	GP	Blk
1.	Thurl Bailey	1982-83	36	95
2.	BeeJay Anya	2014-15	36	91
3.	Cedric Simmons	2005-06	32	80
4.	BeeJay Anya	2015-16	33	73
5.	Chuck Nevitt	1981-82	31	63
6.	Omer Yurtseven	2017-18	33	60
7.	Todd Fuller	1995-96	31	56
	Pano Fasoulas	1985-86	29	56
9.	C.J. Leslie	2011-12	37	54
10.	Damon Thornton	1999-00	32	50
11.	Kevin Thompson	1990-91	31	49
12.	Charles Shackelford	1986-87	34	48
13.	J.J. Hickson	2007-08	31	47
	Kevin Thompson	1991-92	30	47

Career (Since 1976)

Rk	Name	Years	GP	Blk
1.	BeeJay Anya	2013-17	129	243
2.	Thurl Bailey	1980-83	123	207
3.	Kevin Thompson	1990-93	118	150
4.	Damon Thornton	1997-01	110	146
5.	Todd Fuller	1993-96	115	143
6.	C.J. Leslie	2010-13	99	136
7.	Cozell McQueen	1982-85	134	121
8.	Glenn Sudhop	1976-79	117	117
9.	Cedric Simmons	2005-06	63	115
10.	Kenny Inge	1998-01	123	106
11.	Charles Shackelford	1986-88	94	101

STEALS

Game			Stls
Rk	Name, Opponent (Date)		
1.	Mo Rivers, Clemson (11/12/74)		10
2.	Justin Gainey, Virginia (3/10/00)		9
	Lorenzo Brown, UNC Asheville (11/11/11)		8
	Quentin Jackson, Maryland (2/25/87)		8
5.	Anthony Grundy, Georgia (11/19/99)		7
	Ishua Benjamin, No. Carolina (2/21/98)		7
	Jeremy Hyatt, Wake Forest (3/2/96)		7
	Chris Corchiani, Maryland (1/27/90)		7
	Chris Corchiani, Duke (1/26/89)		7
	Nate McMillan, Clemson (2/5/86)		7
	Nate McMillan, Monmouth (12/30/85)		7
	Spud Webb, Duke (2/20/85)		7
	Clyde Austin, Duke (11/27/76)		7
	Kenny Carr, Duke (2/18/76)		7
	Monte Towe, Vermont (12/7/73)		7

YEARLY LEADERS

YEARLY BLOCKED SHOTS LEADERS

Year	Name	Gms	Blks	Avg
1975-76	Kenny Carr	30	35	1.2
1976-77	Kenny Carr	28	38	1.3
1977-78	Glenn Sudhop	31	45	1.4
1978-79	Glenn Sudhop	28	17	0.6
1979-80	Thurl Bailey	28	24	0.8
1980-81	Thurl Bailey	27	44	1.6
1981-82	Chuck Nevitt	31	63	2.0
1982-83	Thurl Bailey	36	95	2.6
1983-84	Cozell McQueen	33	44	1.3
1984-85	Nate McMillan	33	35	1.0
1985-86	Pano Fasoulas	29	56	1.9
1986-87	Charles Shackelford	34	48	1.4
1987-88	Charles Shackelford	31	26	0.8
1988-89	Avie Lester	31	39	1.2
1989-90	Brian Howard	30	29	0.9
1990-91	Kevin Thompson	31	49	1.6
1991-92	Kevin Thompson	30	47	1.6
1992-93	Kevin Thompson	27	38	1.4
1993-94	Todd Fuller	30	38	1.3
1994-95	Todd Fuller	27	45	1.7
1995-96	Todd Fuller	31	56	1.8
1996-97	Damon Thornton	23	27	1.2
1997-98	Kenny Inge	32	31	1.0
1998-99	Damon Thornton	32	35	1.1
1999-00	Damon Thornton	32	50	1.6
2000-01	Damon Thornton	20	29	1.4
2001-02	Josh Powell	34	30	0.9
2002-03	Josh Powell	31	41	1.3
2003-04	Julius Hodge	31	25	0.8
2004-05	Andrew Brackman	34	40	1.1
2005-06	Cedric Simmons	32	80	2.5
2006-07	Courtney Fells	36	28	0.8
2007-08	J.J. Hickson	31	47	1.5
2008-09	Brandon Costner	30	28	0.9
2009-10	Tracy Smith	35	35	1.0
2010-11	C.J. Leslie	30	39	1.3
2011-12	C.J. Leslie	37	54	1.5
2012-13	C.J. Leslie	35	43	1.2
2013-14	BeeJay Anya	33	46	1.4
2014-15	BeeJay Anya	36	91	2.5
2015-16	BeeJay Anya	33	73	2.2
2016-17	BeeJay Anya	33	27	1.2
2017-18	Omer Yurtseven	33	60	1.8
2018-19	DJ Funderburk	36	38	1.1

YEARLY STEALS LEADERS

Year	Player	Gms	Stls	Avg
1975-76	Kenny Carr	30	59	1.9
1976-77	Brian Walker	26	57	2.2
1977-78	Clyde Austin	29	42	1.4
1978-79	Hawkeye Whitney	30	47	1.5
1979-80	Hawkeye Whitney	28	44	1.6
1980-81	Sidney Lowe+	24	53	2.2
1981-82	Sidney Lowe	32	46	1.4
1982-83	Sidney Lowe+	36	87	2.4
1983-84	Spud Webb	33	62	1.8
1984-85	Spud Webb	33	65	1.9
1985-86	Nate McMillan	34	90	2.6
1986-87	Charles Shackelford	34	34	1.0
1987-88	Chris Corchiani +	32	61	1.9
1988-89	Chris Corchiani +	31	81	2.6
1989-90	Chris Corchiani +	30	95	3.2
1990-91	Chris Corchiani	31	91	2.9
1991-92	Tom Gugliotta	30	62	2.1
1992-93	Curtis Marshall	27	31	1.5
1993-94	Curtis Marshall	30	37	1.2
1994-95	Ishua Benjamin	27	48	1.8
1995-96	Jeremy Hyatt	31	46	1.5
1996-97	Ishua Benjamin	32	47	1.5
1997-98	Ishua Benjamin	32	64	2.0
1998-99	Justin Gainey	33	47	1.4
1999-00	Anthony Grundy	33	69	2.1
2000-01	Anthony Grundy	29	63	2.2
2001-02	Anthony Grundy	34	70	2.1
2002-03	Clifford Crawford	31	66	2.1
2003-04	Julius Hodge	31	43	1.4
2004-05	Engin Atsür	35	57	1.6
2005-06	Engin Atsür	32	54	1.7
2006-07	Courtney Fells	36	40	1.1
2007-08	Javier Gonzalez	31	32	1.1
2008-09	Courtney Fells	27	28	1.1
2009-10	Javier Gonzalez	35	42	1.2
2010-11	Lorenzo Brown	31	40	1.3
2011-12	Lorenzo Brown +	37	67	1.8
2012-13	Lorenzo Brown	33	65	2.0
2013-14	T.J. Warren	35	63	1.8
2014-15	Trevor Lacey	35	31	0.9
2015-16	Cody Martin	33	40	1.2
2016-17	Dennis Smith, Jr.	32	62	1.9
2017-18	Markell Johnson	26	44	1.7
2018-19	CJ Bryce	36	40	1.1

+ Indicates led ACC

Season (Since 1976)

Rk	Name	Year	GP	Stls
1.	Chris Corchiani	1989-90	30	95
2.	Chris Corchiani	1990-91	31	91
3.	Nate McMillan	1985-86	34	90
4.	Sidney Lowe	1982-83	36	87
5.	Chris Corchiani	1988-89	31	81
6.	Anthony Grundy	2001-02	34	70
7.	Anthony Grundy	1999-00	33	69
8.	Lorenzo Brown	2011-12	37	67
9.	Justin Gainey	1999-00	34	66
	Clifford Crawford	2002-03	31	66

Career (Since 1976)

Rk	Name	Years	GP	Stls
1.	Chris Corchiani	1988-91	124	328
2.	Anthony Grundy	1999-02	121	239
3.	Sidney Lowe	1980-83	120	220
4.	Ishua Benjamin	1995-98	119	195
5.	Justin Gainey	1997-00	129	190
6.	Tom Gugliotta	1989-92	112	173
7.	Lorenzo Brown	2010-13	101	172
8.	Clifford Crawford	2000-03	124	167
9.	Hawkeye Whitney	1977-80	117	166
10.	Engin Atsür	2004-07	119	164
11.	Julius Hodge	2002-05	129	161
12.	Clyde Austin	1977-80	115	158
13.	Nate McMillan	1985-86	67	149



GAMES PLAYED

Season			
Rk	Name	Year	Games
1.	Lorenzo Brown	2011-12	37
	Richard Howell	2011-12	37
	Alex Johnson	2011-12	37
	DeShawn Painter	2011-12	37
	C.J. Williams	2011-12	37
6.	28 Players Tied		36

Career			
Rk	Name	Years	Games
1.	Scott Wood	2009-13	138
2.	Lennard Freeman	2013-18	136
3.	Ernie Myers	1983-86	135
4.	Cozell McQueen	1982-85	134
5.	Richard Howell	2009-13	132
	Gavin Grant	2005-08	132
	Sammy Ranzino	1948-51	132
8.	Ilian Evtimov	2002-06	131
9.	Bennie Bolton	1984-87	130
10.	Julius Hodge	2003-05	129
	BeeJay Anya	2013-17	129
12.	Abdul-Malik Abu	2014-18	128
	Dennis Horner	2007-10	128
	Justin Gainey	1997-00	128
	Chucky Brown	1986-89	128

GAMES STARTED

Season (Since 1979-80)			
Rk	Name	Year	Starts
1.	Lorenzo Brown	2011-12	37
	Richard Howell	2011-12	37
	C.J. Williams	2011-12	37
4.	Ralston Turner	2014-15	36
	Scott Wood	2009-10	36
	Ben McCauley	2006-07	36
	Thurl Bailey	1982-83	36
	Sidney Lowe	1982-83	36
8.	CJ Bryce	2018-19	35
	Torin Dorn	2018-19	35
	Wyatt Walker	2018-19	35
	Trevor Lacey	2014-15	35
	T.J. Warren	2013-14	35
	Richard Howell	2012-13	35
	Scott Wood	2012-13	35
	Dennis Horner	2009-10	35
	Tracy Smith	2009-10	35
	Brandon Costner	2006-07	35
	Courtney Fells	2006-07	35
	Gavin Grant	2006-07	35
	Engin Atsür	2004-05	35
	Bennie Bolton	1986-87	35
	Lorenzo Charles	1982-83	35

Career (Since 1979-80)

Rk	Name	Years	Starts
1.	Scott Wood	2009-13	136
2.	Julius Hodge	2002-05	125
3.	Engin Atsür	2004-07	114
4.	Chris Corchiani	1988-91	112
5.	Kenny Inge	1998-01	111
6.	Justin Gainey	1997-00	103
7.	Lorenzo Charles	1982-85	101
8.	Abdul-Malik Abu	2014-18	100
	Cozell McQueen	1982-85	100
10.	Anthony Grundy	1999-02	99
	Ishua Benjamin	1995-98	99
12.	Thurl Bailey	1980-83	98
13.	Curtis Marshall	1992-96	95
	Lorenzo Brown	2010-13	95
15.	Lakista McCuller	1992-95	94

By a Freshman (Since 1979-80)

Rk	Name	Year	Starts
1.	Scott Wood	2009-10	36
2.	Brandon Costner	2006-07	35
3.	Damien Wilkins	1999-00	34
4.	Julius Hodge	2001-02	33
5.	Dennis Smith, Jr.	2016-17	32
6.	Maverick Rowan	2015-16	31
	Kenny Inge	1997-98	31
8.	Josh Powell	2001-02	29
	Mark Davis	1989-90	29
	Charles Shackelford	1985-86	29

CONSECUTIVE STARTS

Season (Since 1979-80)			
Rk	Name	Years	Starts
1.	Lorenzo Charles	1982-85	98
2.	Thurl Bailey	1980-83	96
3.	Rodney Monroe	1989-91	92
4.	Todd Fuller	1994-96	88
	Kevin Thompson	1991-93	88
6.	Justin Gainey	1998-00	86
7.	Engin Atsür	2004-06	78
8.	Cozell McQueen	1983-85	75
9.	Marcus Melvin	2002-04	74
10.	Richard Howell	2011-13	72


MINUTES

Game			
Rk	Name, Opponent, Date		Min.
1.	Chucky Brown vs. Wake Forest (4ot) 3/4/89		59
2.	Rodney Monroe vs. Wake Forest (4ot) 3/4/89		56

Season				
Rk	Name	Year	GP	Min.
1.	Gavin Grant	2006-07	36	1,312
2.	Cat Barber	2015-16	33	1,278
3.	Lorenzo Brown	2011-12	37	1,268
4.	Trevor Lacey	2014-15	35	1,256
5.	Brandon Costner	2006-07	36	1,239
6.	T.J. Warren	2013-14	35	1,238
7.	Ben McCauley	2006-07	36	1,234
8.	Courtney Fells	2006-07	36	1,195
9.	Scott Wood	2012-13	35	1,189
10.	Scott Wood	2011-12	36	1,183
11.	Julius Hodge	2004-05	34	1,177
12.	Chris Corchiani	1990-91	31	1,169
13.	C.J. Williams	2011-12	37	1,150
14.	Engin Atsür	2004-05	35	1,141
15.	Ralston Turner	2014-15	36	1,136

Career				
Rk	Name	Years	GP	Mins.
1.	Scott Wood	2009-13	138	4,318
2.	Julius Hodge	2002-05	129	4,258
3.	Chris Corchiani	1988-91	124	4,097
4.	Rodney Monroe	1988-91	124	3,989
5.	Engin Atsür	2004-07	119	3,838
6.	Justin Gainey	1997-00	129	3,835
7.	Ishua Benjamin	1995-98	119	3,662
8.	Ilian Evtimov	2002-06	131	3,626
9.	Kenny Inge	1998-01	123	3,541
10.	Anthony Grundy	1999-02	121	3,536
11.	Gavin Grant	2005-08	132	3,430
12.	Marcus Melvin	2001-04	122	3,345
13.	Curtis Marshall	1992-96	116	3,323
14.	Tom Gugliotta	1989-92	112	3,287
15.	Kevin Thompson	1990-93	118	3,281

Note: Minutes were not kept before the 1981-82 season.



Scott Wood is NC State's all-time leader in games played (138), starts (136) and minutes played (4,318).



POINTS

Game		Pts.
Senior		
1. David Thompson vs. Buffalo St, 12/4/74		57
2. Rodney Monroe vs. Ga. Tech, 1/13/91		48
3. Sammy Ranzino vs. Va. Tech, 1/23/51		47
Junior		
1. Ronnie Shavlik vs. William & Mary, 12/1/54		55
2. Ronnie Shavlik vs. Villanova, 1/1/55		49
3. Kenny Carr vs. Duke, 1/24/76		44
Sophomore		
1. Ed Leftwich vs. Atlantic Christ., 12/8/69		43
2. T.J. Warren vs. Boston College, 3/9/14		42
3. T.J. Warren at Pittsburgh, 3/3/14		41
Freshman		
1. Ernie Myers vs. Duke, 1/26/83		35
2. J.J. Hickson vs. West Carolina, 12/29/07		33
3. Dennis Smith, Jr., at Duke 1/23/17		32

Senior	Season	Pts.	Year
1. David Thompson		838	1974-75
2. Rodney Monroe		836	1990-91
3. Vann Williford		710	1969-70
Junior			
1. David Thompson		805	1973-74
2. Kenny Carr		798	1975-76
3. Cat Barber		776	2015-16
Sophomore			
1. T.J. Warren		871	2013-14
2. David Thompson		666	1972-73
3. Rodney Monroe		663	1988-89
Freshman			
1. Brandon Costner		605	2006-07
2. Dennis Smith, Jr.		580	2016-17
2. J.J. Hickson		458	2007-08

SCORING AVERAGE

Rk	Player	G	Pts.	Avg.	Year
Senior					
1.	David Thompson	28	838	29.9	1974-75
2.	Rodney Monroe	31	836	27.0	1990-91
3.	Vann Williford	30	710	23.7	1969-70
Junior					
1.	Kenny Carr	30	798	26.6	1975-76
2.	David Thompson	31	805	26.0	1973-74
3.	Cat Barber	33	776	23.5	2015-16
Sophomore					
1.	T.J. Warren	35	871	24.9	2013-14
2.	David Thompson	27	666	24.7	1972-73
3.	Rodney Monroe	31	663	21.4	1988-99
Freshman					
1.	Dennis Smith, Jr.	32	580	18.1	2016-17
2.	Brandon Costner	36	605	16.8	2006-07
3.	J.J. Hickson	31	458	14.8	2007-08

REBOUNDS

Game		
Senior		
1. Ronnie Shavlik vs. So. Carolina, 2/11/56		34
2. Ronnie Shavlik vs. BYU, 12/21/55		29
3. Ronnie Shavlik vs. Clemson, 2/4/56		28
Junior		
1. Ronnie Shavlik vs. Villanova, 1/1/55		35
2. Ronnie Shavlik vs. Virginia, 2/1/55		28
3. Ronnie Shavlik vs. Texas Tech, 12/20/52		24

Ronnie Shavlik vs. Furman, 1/12/55 24

Sophomore	
1. Ronnie Shavlik vs. Furman, 12/1/53	24
2. Tommy Burleson vs. Pittsburgh, 1/22/72	23
3. Ronnie Shavlik vs. Seton Hall, 12/28/53	22

Freshman	
1. J.J. Hickson vs. Clemson, 2/16/08	23
2. C.J. Leslie vs. Youngstown St., 12/16/10	19
Brandon Costner vs. UNCW, 12/30/06	19

Season			
Senior			
1. Ronnie Shavlik	545	1955-56	
2. Paul Horvath	448	1950-51	
3. Tommy Burleson	377	1973-74	
Junior			
1. Ronnie Shavlik	581	1954-55	
2. Richard Howell	342	2011-12	
3. Mel Thompson	328	1952-53	

Sophomore			
1. Ronnie Shavlik	472	1953-54	
2. Mel Thompson	397	1951-52	
3. Tommy Burleson	365	1971-72	

Freshman			
1. Brandon Costner	264	2006-07	
2. J.J. Hickson	262	2007-08	
3. Kenny Inge	238	1997-98	

REBOUND AVERAGE

Rk	Player	G	Pts.	Avg.	Year
Senior					
1.	Ronnie Shavlik	28	545	19.5	1956
2.	John Richter	26	370	14.2	1959
3.	Paul Horvath	34	448	13.2	1951
Junior					
1.	Ronnie Shavlik	32	581	18.1	1955
2.	Tommy Burleson	27	324	12.0	1973
3.	Bobby Speight	33	364	11.0	1952
Sophomore					
1.	Tommy Burleson	26	365	14.0	1972
2.	Ronnie Shavlik	35	472	13.4	1954
3.	Mel Thompson	30	397	13.2	1952
Freshman					
1.	J.J. Hickson	31	262	8.5	2008
2.	Kenny Carr	28	201	8.2	1975
3.	Kenny Inge	32	238	7.4	1998

FIELD GOALS

Season			
Senior			
1. David Thompson	347	1974-75	
2. Rodney Monroe	285	1990-91	
3. Vann Williford	281	1969-70	
Junior			
1. David Thompson	325	1973-74	
2. Kenny Carr	322	1975-76	
3. Ronnie Shavlik	260	1954-55	
Sophomore			
1. T.J. Warren	342	2013-14	
2. David Thompson	267	1972-73	
3. Chris Washburn	241	1985-86	

Freshman			
1. Brandon Costner	193	2006-07	
2. Dennis Smith, Jr.	191	2016-17	
3. Hawkeye Whitney	188	1976-77	

FIELD GOALS ATTEMPTED

Season		FGA	Year
Senior			
1. Sammy Ranzino		760	1950-51
2. Rodney Monroe		641	1990-91
3. David Thompson		635	1974-75
Junior			
FGA			
1. Sammy Ranzino		721	1949-50
2. Ronnie Shavlik		646	1954-55
3. Kenny Carr		607	1975-76
Sophomore			
FGA			
1. Vic Molodet		609	1953-54
2. Ronnie Shavlik		572	1953-54
3. Ed Leftwich		538	1969-70
Freshman			
FGA			
1. Dennis Smith, Jr.		420	2016-17
2. Brandon Costner		407	2006-07
3. Maverick Rowan		389	2015-16

TOP FRESHMAN DEBUTS

SCORING DEBUT

Rk	Name	Pts.	Date
1.	J.J. Hickson	31	11/15/07
2.	Ivan Wagner	29	11/25/95
	Ishua Benjamin	29	11/26/94
4.	C.J. Leslie	21	11/12/10
5.	Damon Thornton	18	11/22/96
	Ernie Myers	18	11/29/82
7.	Ted Kapita	17	11/13/16
8.	Maverick Rowan	16	11/13/15
	Ryan Harrow	16	11/12/10
	Julius Hodge	16	11/14/01

REBOUNDING DEBUT

Rk	Name	Rebs.	Date
1.	Julius Hodge	11	11/14/01
	Chucky Brown	11	11/25/85
3.	Kenny Carr	9	11/30/74
4.	Ted Kapita	8	11/13/16
	Damon Thornton	8	11/22/96
	Chuck Kornegay	8	12/1/92
7.	J. J. Hickson	7	11/15/07
	Ben McCauley	7	11/18/05

ASSISTS DEBUT

Rk	Name	Asts.	Date
1.	Chris Corchiani	10	11/30/87
2.	Anthony 'Cat' Barber	6	11/8/13
	Tyler Lewis	6	11/9/12
4.	Dennis Smith, Jr.	5	11/11/16
5.	Five Players Tied	4	



/// RECORDS BY CLASS

FIELD GOAL PERCENTAGE

Senior	Season		Year
	Pct.		
1. Jordan Vandenberg	.680	(68-100)	2013-14
2. Lorenzo Charles	.575	(236-411)	1984-85
3. Richard Howell	.570	(183-321)	2012-13
Junior			
1. Kevin Thompson	.624	(194-311)	1991-92
2. Phil Spence	.579	(147-254)	1974-75
3. Archie Miller	.578	(59-102)	2000-01
Sophomore			
1. BeeJay Anya	.610	(64-105)	2014-15
2. Kevin Thompson	.605	(115-190)	1990-91
3. Cedric Simmons	.587	(128-218)	2005-06
Freshman			
1. T.J. Warren	.622	(186-299)	2012-13
2. J.J. Hickson	.591	(163-276)	2007-08
3. Damon Thornton	.550	(71-129)	1996-97

3-POINT FIELD GOALS MADE

Senior	Season		Year
	3FGM		
1. Scott Wood	104		2012-13
Rodney Monroe	104		1990-91
3. Tom Gugliotta	93		1991-92
Junior			
1. Scott Wood	95		2011-12
2. Rodney Monroe	84		1989-90
3. Ralston Turner	77		2013-14
Sophomore			
1. Rodney Monroe	85		1988-89
2. Caleb Martin	79		2015-16
3. Braxton Beverly	76		2018-19
Freshman			
1. Maverick Rowan	81		2015-16
2. Adam Harrington	71		1998-99
3. Scott Wood	63		2009-10

3-POINT FIELD GOALS ATTEMPTED

Senior	Season		Year
	3FGA		
1. Ralston Turner	256		2014-15
2. Rodney Monroe	239		1990-91
3. Scott Wood	236		2012-13
Junior			
1. Scott Wood	232		2011-12
2. Ralston Turner	207		2013-14
3. Trevor Lacey	199		2014-15
Sophomore			
1. Braxton Beverly	219		2018-19
2. Rodney Monroe	212		1988-89
3. Engin Atsür	175		2004-05
Freshman			
1. Adam Harrington	198		1998-99
2. Scott Wood	169		2009-10
3. Brandon Costner	161		2006-07

3-POINT FG PERCENTAGE

Senior	Season		Year
	Pct.		
1. Thurl Bailey	.667	(10-15)	1982-83
2. Dereck Whittenburg	.476	(39-82)	1982-83
3. Jordan Collins	.462	(24-52)	2004-05
Junior			
1. Archie Miller	.575	(42-73)	2000-01
2. Vinny Del Negro	.500	(36-72)	1986-87
3. Rodney Monroe	.483	(84-174)	1989-90
Sophomore			
1. Terry Gannon	.589	(53-90)	1982-83
2. Tom Gugliotta	.489	(23-47)	1998-90
Freshman			
1. T.J. Warren	.519	(14-27)	2012-13
2. Migjen Bakalli	.477	(42-88)	1990-91
3. Dennis Horner	.458	(22-48)	2006-07

FREE THROWS MADE

Senior	Season		FTs	Year
1. Sammy Ranzino	224		1950-51	
2. Mel Thompson	216		1953-54	
3. Todd Fuller	183		1995-96	
Junior				
1. Cat Barber	237		2015-16	
2. Mel Thompson	194		1952-53	
3. Ronnie Shavlik	187		1954-55	
Sophomore				
1. Julius Hodge	179		2002-03	
2. T.J. Warren	156		2013-14	
3. Dick Dickey	133		1947-48	
Freshman				
1. Brandon Costner	158		2006-07	
2. Dennis Smith, Jr.	143		2016-17	
3. J.J. Hickson	132		2007-08	

Bold indicates current player.



J.J. Hickson set the single-season standard for blocks by a freshman with 47 rejections during the 2007-08 campaign.



FREE THROWS ATTEMPTED

Senior		
Season	FTs	Year
1. Mel Thompson	335	1953-54
2. Sammy Ranzino	305	1950-51
3. Julius Hodge	253	2004-05
Junior		
1. Mel Thompson	299	1952-53
2. Cat Barber	274	2015-16
3. Ronnie Shavlik	267	1954-55
Sophomore		
1. T.J. Warren	226	2013-14
2. Julius Hodge	219	2002-03
3. Ronnie Shavlik	215	1953-54
Freshman		
1. Brandon Costner	219	2006-07
2. Dennis Smith, Jr.	200	2016-17
3. J.J. Hickson	195	2007-08

FREE THROW PERCENTAGE

Senior		
Season	Pct.	Year
1. Scott Wood	.914 (85-93)	2012-13
2. Ilian Evtimov	.895 (51-57)	2005-06
3. Rodney Monroe	.885 (162-183)	1990-91
Junior		
1. Scott Wood	.907 (88-97)	2011-12
2. Tim Wells	.883 (68-77)	1998-99
3. Justin Gainey	.874 (76-87)	1998-99
Sophomore		
1. Scott Wood	.923 (36-39)	2010-11
2. Ilian Evtimov	.876 (78-89)	2003-04
3. Julius Mays	.859 (55-64)	2009-10
Freshman		
1. Ryan Harrow	.870 (67-77)	2010-11
2. Tyler Lewis	.859 (55-64)	2012-13
3. Julius Mays	.852 (23-27)	2008-09

ASSISTS

Senior		
Season	Ast	Year
1. Chris Corchiani	299	1990-91
2. Sidney Lowe	271	1982-83
3. Nate McMillan	233	1985-86
Junior		
1. Lorenzo Brown	239	2012-13
2. Chris Corchiani	238	1989-90
3. Spud Webb	199	1983-84
Sophomore		
1. Chris Corchiani	266	1988-89
2. Lorenzo Brown	234	2011-12
3. Markell Johnson	190	2017-18
Freshman		
1. Chris Corchiani	235	1987-88
2. Dennis Smith, Jr.	197	2016-17
3. Cat Barber	126	2013-14

STEALS

Senior		
Season	Stls	Year
1. Chris Corchiani	91	1990-91
2. Nate McMillan	90	1985-86
3. Sidney Lowe	87	1982-83
Junior		
1. Chris Corchiani	95	1989-90
2. Lorenzo Brown	65	2012-13
3. Anthony Grundy	63	2000-01
Sophomore		
1. Chris Corchiani	81	1988-89
2. Anthony Grundy	69	2000-01
3. Lorenzo Brown	67	2011-12
Freshman		
1. Dennis Smith, Jr.	62	2016-17
2. Chris Corchiani	61	1987-88
3. Ishua Benjamin	48	1994-95

BLOCKED SHOTS

Senior		
Season	Blks	Year
1. Thurl Bailey	95	1982-83
2. Chuck Nevitt	63	1991-82
3. Todd Fuller	56	1995-96
Junior		
1. BeeJay Anya	73	2015-16
2. Kevin Thompson	47	1991-92
3. Todd Fuller	45	1994-95
Glenn Sudhop	45	1977-78
Sophomore		
1. BeeJay Anya	91	2014-15
2. Cedric Simmons	80	2005-06
3. Omer Yurtseven	60	2017-18
Freshman		
1. J.J. Hickson	47	2007-08
2. BeeJay Anya	46	2013-14
3. Andrew Brackman	40	2004-05

MINUTES PLAYED (SINCE 1985)

Senior		
Season	Min.	Year
1. Nate McMillan	1,208	1985-86
2. Scott Wood	1,189	2012-13
3. Julius Hodge	1,177	2004-05
Junior		
1. Gavin Grant	1,313	2006-07
2. Cat Barber	1,278	2015-16
3. Trevor Lacey	1,256	2014-15
Sophomore		
1. T.J. Warren	1,328	2013-14
2. Lorenzo Brown	1,268	2011-12
3. Ben McCauley	1,243	2006-07
Freshman		
1. Brandon Costner	1,239	2006-07
2. Dennis Smith, Jr.	1,114	2016-17
3. Maverick Rowan	1,102	2015-16

GAMES PLAYED

Senior		
Season	Gms	Year
1. C.J. Williams	37	2011-12
Alex Johnson	37	2011-12
3. Torin Dorn	36	2018-19
Wyatt Walker	36	2018-19
Dennis Horner	36	2009-10
Thurl Bailey	36	1982-83
Sidney Lowe	36	1982-83
Junior		
1. Richard Howell	37	2011-12
DeShawn Painter	37	2011-12
3. CJ Bryce	36	2018-19
Ralston Turner	36	2013-14
Desmond Lee	36	2013-14
Scott Wood	36	2011-12
Gavin Grant	36	2006-07
7. 5 Players Tied	35	
Sophomore		
1. Lorenzo Brown	37	2011-12
2. Devon Daniels	36	2018-19
DJ Funderburk	36	2018-19
Tyler Lewis	36	2013-14
Julius Mays	36	2009-10
Ben McCauley	36	2006-07
Courtney Fells	36	2006-07
Lorenzo Charles	36	1982-83
Terry Gannon	36	1982-83
Cozell McQueen	36	1982-83
Freshman		
1. Jericole Hellems	36	2018-19
Anthony 'Cat' Barber	36	2013-14
Kyle Washington	36	2013-14
Scott Wood	36	2009-10
Brandon Costner	36	2006-07
Dennis Horner	36	2006-07

GAMES STARTED (SINCE 1984)

Senior		
Season	Starts	Year
1. C.J. Williams	37	2011-12
2. Ralston Turner	36	2014-15
3. 7 Players Tied (last Dorn/Walker)	35	
Junior		
1. Richard Howell	37	2011-12
2. CJ Bryce	35	2018-19
Trevor Lacey	35	2014-15
Tracy Smith	35	2009-10
Gavin Grant	35	2006-07
Sophomore		
1. Lorenzo Brown	37	2011-12
2. Ben McCauley	36	2006-07
3. 3 Players Tied (last T.J. Warren)	35	
Freshman		
1. Scott Wood	36	2009-10
2. Brandon Costner	35	2006-07
3. Damien Wilkins	34	1999-00
4. Julius Hodge	33	2001-02



/// SINGLE-SEASON HIGHS

WINS

1.	30-1	1973-74
	30-7	1950-51
3.	29-3	1947-48
4.	28-4	1954-55
5.	27-0	1972-73
	27-6	1949-50
7.	26-10	1982-83
	26-7	1953-54
	26-6	1952-53
	26-5	1946-47

WINNING PERCENTAGE (min. 20 games played)

1.	1.000 (27-0)	1972-73
2.	.968 (30-1)	1973-74
3.	.906 (29-3)	1947-48
4.	.875 (28-4)	1954-55
5.	.857 (24-4)	1955-56
6.	.846 (22-4)	1958-59
7.	.838 (26-5)	1946-47
8.	.833 (20-4)	1925-26
9.	.818 (27-6)	1949-50
10.	.813 (26-6)	1952-53

GAMES PLAYED

1.	37	2011-12
	37	1950-51
3.	36	2018-19
	36	2014-15
	36	2013-14
	36	2009-10
	36	2006-07
	36	1982-83
8.	35	2012-13
	35	2004-05
	35	1986-87

POINTS

1.	2,882	2018-19
2.	2,839	1954-55
3.	2,833	1973-74
4.	2,807	1953-54
5.	2,769	1990-91
6.	2,714	1986-87
7.	2,708	2012-13
8.	2,697	2011-12
9.	2,682	2017-18
10.	2,671	1982-83

SCORING AVERAGE

1.	92.9	1972-73
2.	92.7	1974-75
3.	91.4	1973-74
4.	89.3	1990-91
5.	88.7	1954-55
6.	87.4	1975-76
7.	84.5	1988-89
8.	83.7	1969-70
9.	83.0	1987-88
10.	82.8	1955-56

SCORING MARGIN

1.	22.5 (59.3-36.8)	1963-64
2.	21.8 (92.9-71.1)	1972-73
3.	16.7 (91.4-74.7)	1973-74
4.	14.8 (92.7-77.9)	1974-75
5.	12.3 (82.8-70.5)	1955-56
6.	12.2 (88.7-76.5)	1954-55
7.	12.1 (80.2-68.1)	1953-54
8.	12.0 (83.7-71.7)	1969-70
9.	11.2 (83.0-71.8)	1987-88
10.	10.5 (84.5-74.0)	1988-89

NC STATE SCORING 110 POINTS OR MORE

Opponent	Score	Year	Opponent	Score	Year
Georgia Southern	144-100	1972-73	Maryland	114-91	1990-91
Buffalo State	144-88	1974-75	Mount St. Mary's	114-104	1990-91
Atlantic Christian	139-78	1969-70	Virginia	114-97	1954-55
Charleston Southern	135-80	1989-90	Virginia Tech	114-66	1950-51
Wake Forest	130-89	1982-83	Duke	113-87	1973-74
Appalachian State	130-53	1972-73	Atlantic Christian	113-75	1971-72
Furman	130-77	1965-66	Clemson	112-72	1954-55
Duquesne	126-77	1989-90	UNC Asheville	111-60	1975-76
William & Mary	126-99	1954-55	UNC Asheville	111-68	1974-75
South Florida	125-88	1972-73	Wake Forest	111-96	1973-74
Wake Forest	121-100	1965-66	Furman	111-91	1973-74
UNC Asheville	120-71	1995-96	Atlantic Christian	111-52	1967-68
Florida International	120-79	1990-91	William & Mary	111-97	1954-55
Western Carolina	119-84	1990-91	Southern Miss	110-85	1990-91
Western Carolina	119-61	1974-75	UNC Asheville	110-70	1989-90
Clemson	119-87	1969-70	Wake Forest	110-103	1988-89
Clemson	119-85	1954-55	Columbia	110-54	1988-89
Georgia Tech	118-94	1972-73	Maryland	(L) 110-124	1978-79
East Carolina	117-81	1975-76	Western Kentucky	110-98	1974-75
Lehigh	115-53	1972-73	Atlantic Christian	110-40	1972-73
			High Point	110-50	1947-48

FIELD GOALS MADE

1.	1,157	1973-74
2.	1,070	1974-75
3.	1,061	2018-19
4.	1,057	1975-76
5.	1,054	1972-73
6.	1,037	1987-88
7.	1,035	1977-78
8.	1,024	1954-55
9.	1,005	1986-87
10.	1,003	1969-70

FIELD GOALS ATTEMPTED

1.	2,864	1953-54
2.	2,656	1954-55
3.	2,319	2018-19
	2,319	1973-74
5.	2,142	1977-78
6.	2,134	2011-12
7.	2,129	1975-76
8.	2,108	1982-83
9.	2,107	1974-75
10.	2,100	1986-87
	2,100	1969-70

FIELD GOAL PERCENTAGE

1.	.521 (706-1356)	1981-82
2.	.519 (1054-2028)	1972-73
3.	.514 (1037-2016)	1987-88
4.	.508 (1070-2107)	1974-75
5.	.501 (994-1983)	1988-89
6.	.499 (770-1542)	1979-80
	.499 (1157-2319)	1973-74
8.	.497 (963-1940)	1984-85
	.497 (743-1496)	1980-81
10.	.496 (1057-2129)	1975-76

3-POINT FIELD GOALS MADE

1.	294	2004-05
2.	292	2018-19
	292	1995-96
4.	288	2005-06
5.	278	2001-02
6.	267	1990-91
7.	265	1991-92
8.	263	2017-18
9.	260	2003-04
10.	248	2002-03

3-POINT FGS ATTEMPTED

1.	830	2018-19
2.	809	1995-96
3.	795	2004-05
4.	777	2005-06
5.	773	2001-02
6.	753	2003-04
7.	725	1991-92
8.	707	2017-18
9.	696	2002-03
10.	661	2014-15

3-POINT FIELD GOAL PERCENTAGE

1.	.451 (172-381)	1982-83
2.	.432 (180-417)	1989-90
3.	.415 (267-644)	1990-91
4.	.413 (164-397)	1986-87
5.	.410 (125-305)	1987-88
6.	.391 (184-471)	2012-13
	.383 (141-368)	1988-89
8.	.375 (202-538)	2008-09
9.	.372 (263-707)	2017-18
10.	.372 (199-535)	1997-98

FREE THROWS MADE

1.	809	1953-54
2.	791	1954-55
3.	639	1955-56
4.	582	1998-99
5.	561	2001-02
6.	555	1983-84
7.	554	2012-13
8.	550	2006-07
9.	545	2011-12
10.	543	2015-16

FREE THROW ATTEMPTS

1.	1,277	1953-54
2.	1,106	1954-55
3.	869	1955-56
4.	859	1998-99
5.	813	2012-13
6.	789	1999-00
7.	787	1983-84
8.	777	2015-16
9.	774	2011-12
10.	768	1986-87

FREE THROW PERCENTAGE

1.	*.799 (481-602)	2003-04
2.	.770 (488-634)	2002-03
3.	.762 (516-677)	1990-91
4.	.755 (561-743)	2001-02
5.	.751 (509-678)	2005-06
6.	.735 (639-869)	1955-56
	.735 (457-622)	1995-96
8.	.731 (339-464)	1994-95
9.	.728 (550-756)	2006-07
10.	.720 (508-706)	1975-76

REBOUNDS

1.	1,864	1954-55
2.	1,735	1953-54
3.	1,663	1955-56
4.	1,452	1973-74
5.	1,430	1969-70
6.	1,390	2011-12
7.	1,387	2018-19
8.	1,369	2014-15
9.	1,306	2015-16
10.	1,294	1960-61
	1,294	1958-59

REBOUND AVERAGE

1.	59.4	1955-56
2.	58.2	1954-55
3.	51.8	1960-61
4.	49.7	1958-59
5.	49.6	1953-54
6.	47.7	1969-70
7.	46.9	1956-57
8.	46.8	1973-74
9.	46.6	1961-62
10.	46.5	1972-73

REBOUND MARGIN

1.	+19.3 (58.2-38.9)	1954-55
2.	+18.1 (59.4-41.3)	1955-56
3.	+14.0 (49.6-35.6)	1953-54
4.	+13.2 (46.9-33.7)	1956-57
5.	+9.4 (46.4-37.0)	1957-58
6.	+8.5 (49.7-41.2)	1958-59
7.	+7.8 (51.8-44.0)	1960-61
8.	+7.5 (46.5-39.0)	1972-73
9.	+6.5 (46.8-40.3)	1973-74
10.	+5.9 (35.9-30.0)	1998-99



ASSISTS

1.	652	1987-88
2.	601	1990-91
3.	600	1988-89
4.	577	2011-12
	577	1985-86
6.	566	1984-85
7.	554	1982-83
8.	547	2001-02
9.	539	2018-19
19.	533	1989-90

STEALS

1.	311	1999-00
2.	298	1989-90
3.	276	1976-77
4.	269	2001-02
	269	1988-89
6.	260	2004-05
	260	1987-88
8.	259	1996-97
9.	257	2018-19
10.	256	1998-99

BLOCKED SHOTS

1.	184	2014-15
2.	174	1985-86
3.	173	1982-83
4.	156	2004-05
	156	1999-00
6.	154	2009-10
7.	150	2011-12
	150	2005-06
	150	1981-82
10.	149	2013-14

TURNOVERS

1.	559	1998-99
2.	540	1999-00
3.	535	2006-07
4.	525	1986-87
5.	482	2000-01
6.	481	2007-08
7.	472	2009-10
8.	470	2011-12
9.	469	1991-92
10.	467	1983-84

TURNOVERS FORCED

1.	641	1999-00
2.	573	1998-99
3.	560	2018-19
4.	558	2001-02
5.	541	1996-97
6.	534	2004-05
	534	1987-88
8.	523	1986-87
9.	516	1988-89
10.	515	1989-90

FEWEST TURNOVERS

1.	335	1992-93
2.	349	2014-15
3.	362	1991-92
4.	366	2015-16
5.	375	2013-14
6.	376	2010-11
7.	400	2017-18
8.	411	1990-91
	411	1983-84
10.	428	1994-95
	428	2016-17

NC STATE IN OVERTIME

Year	OT	Opponent	Site	Result	Year	OT	Opponent	Site	Result
1915-16	1	Guilford	A	W, 44-38	1980-81	1	Maryland	A	L, 75-82
1923-24	1	South Carolina	H	L, 25-27	1982-83	2	Pepperdine	N	W, 69-67
1925-26	1	Guilford	H	W, 32-31		1	North Carolina	N	W, 94-91
1927-28	1	Wake Forest	H	W, 41-39	1983-84	1	Florida State	H	L, 71-74
1930-31	1	Auburn	A	L, 28-30		1	Duke	H	L, 70-73
1935-36	1	Clemson	H	W, 32-31	1984-85	1	SMU	H	W, 82-78
1936-37	1	Clemson	A	W, 41-40	1985-86	1	Clemson	A	W, 73-69
	1	Duke	A	L, 33-36		2	Ark.-Little Rock	N	W, 80-66
1945-46	1	Clemson	H	W, 51-46	1986-87	1	Iowa	N	L, 89-90
	1	Duke	H	L, 38-44		1	Wake Forest	A	W, 80-76
1946-47	1	North Carolina	A	W, 48-46		1	Duke	N	W, 71-64
1947-48	1	Holy Cross	N	L, 51-56		2	Wake Forest	N	W, 77-73
1949-50	1	Villanova	N	L, 64-65	1987-88	1	North Carolina	A	L, 73-75
1950-51	1	Eastern Ky.	H	W, 65-64	1988-89	4	Wake Forest*	A	W, 110-103
1951-52	2	Duke	A	W, 72-70		2	Iowa	N	W, 102-96
	1	North Carolina	A	W, 58-53	1989-90	1	Duke	A	L, 82-85
1952-53	1	Fordham	H	W, 73-70		2	Georgia Tech	H	L, 92-95
1953-54	1	Wake Forest	H	W, 82-80	1991-92	1	Princeton	H	L, 47-50
1954-55	1	St. John's	A	W, 76-75		1	Georgia Tech	H	L, 88-98
	1	Wake Forest	H	W, 75-73	1993-94	1	Campbell	H	L, 69-72
1955-56	1	Wake Forest	H	W, 80-78		1	Tennessee	A	W, 72-70
	4	Canisius	N	L, 78-79	1995-96	1	Maryland	A	L, 74-77
1956-57	1	Clemson	A	L, 94-96		2	Virginia	H	L, 82-84
1957-58	2	Duke	A	L, 75-76		1	Duke	A	L, 76-79
	1	North Carolina	A	W, 58-57		1	Georgia Tech	A	L, 83-92
	3	Maryland	H	W, 69-64	1996-97	1	Wake Forest	A	W, 60-59
	1	South Carolina	H	W, 66-61	1997-98	1	Georgia Tech	A	W, 71-63
1958-59	2	Wake Forest	H	W, 56-52		1	Clemson	A	W, 82-80
	1	Louisville	H	W, 67-61	1998-99	1	Virginia	A	L, 79-82
	1	North Carolina	H	L, 68-72	1999-00	1	Wake Forest	N	L, 59-62
	1	Clemson	N	W, 69-54		1	Duke	A	L, 88-92
1961-62	1	Maryland	A	W, 73-68	2000-01	1	Florida State	A	W, 84-81
	1	West Virginia	N	L, 81-82		1	Wake Forest	A	L, 69-74
1962-63	1	Maryland	A	W, 76-74	2002-03	1	North Carolina	A	W, 75-67
	1	North Carolina	H	L, 65-67		1	California (NCAA)	N	L, 74-76
	2	South Carolina	N	L, 52-61	2003-04	1	Boston College	A	L, 65-66
1963-64	1	Clemson	N	W, 45-43	2004-05	2	Clemson	A	W, 94-85
	1	Wake Forest	H	W, 56-53		2	Miami	A	W, 86-77
	1	South Carolina	N	L, 52-61		2	Boston College	H	L, 72-74
1964-65	1	Duke	A	L, 67-78	2006-07	1	UNCG	H	W, 95-93
1965-66	1	Maryland	H	W, 60-58		1	Duke (ACC)	N	W, 85-80
	1	Clemson	N	L, 74-76	2007-08	1	Miami	H	W, 79-77
1966-67	1	South Carolina	N	L, 62-65	2008-09	1	Georgia Tech	H	W, 76-71
	1	Wake Forest	H	W, 64-59		1	Miami	H	W, 84-81
	1	Tennessee	N	L, 62-65		1	Virginia Tech	A	L, 87-91
1967-68	1	Indiana	H	L, 97-101	2009-10	1	Florida	H	L, 61-62
1969-70	2	South Carolina	N	W, 42-39	2011-12	1	Clemson	A	L, 69-72
1970-71	1	Virginia Tech	H	W, 94-87	2012-13	1	Virginia Tech	H	W, 90-86
	1	West Virginia	H	W, 100-98	2013-14	1	Saint Louis	N	L, 80-83
	1	Clemson	N	W, 64-57		1	North Carolina	H	L, 84-85
1971-72	1	Duke	A	L, 73-74		1	NC Central	H	L, 72-82
1973-74	1	Maryland	N	W, 103-100	2015-16	1	LSU	N	W, 83-72
	2	UCLA	N	W, 80-77		1	Virginia Tech	A	L, 68-73
1974-75	1	North Carolina	H	88-85	2016-17	1	Tennessee State	H	W, 67-55
1975-76	1	Duke	A	W, 96-95		1	Syracuse	H	L, 93-100
1977-78	1	Virginia	A	L, 73-81	2017-18	1	North Carolina	A	W, 95-91
	3	Maryland	N	L, 108-109	2018-19	1	Virginia	H	L, 65-66
	1	Georgetown	N	W, 86-85		1	Boston College	H	W, 89-80
1978-79	2	Maryland	H	L, 81-82					

*Longest ACC game in history.

ASSIST/TURNOVER RATIO

1.	1.61	(652-404)	1987-88
2.	1.50	(601-402)	1990-91
3.	1.45	(600-413)	1988-89
4.	1.35	(533-395)	1989-90
5.	1.33	(531-400)	2017-18
6.	1.29	(453-351)	1994-95
7.	1.28	(566-441)	1984-85
8.	1.27	(577-456)	1985-86
9.	1.24	(466-375)	2013-14
10.	1.23	(577-470)	2011-12

SCORING DEFENSE

1.	36.8	1963-64
2.	49.1	1981-82
3.	54.7	1996-97
4.	60.3	1959-60
5.	61.3	1958-59
6.	61.4	1979-80
7.	61.5	1957-58
8.	62.1	1997-98
9.	63.1	1980-81
10.	63.2	1985-86

FG PERCENTAGE DEFENSE

1.	.330	(696-2086)	1955-56
2.	.350	(559-1551)	1959-60
3.	.353	(831-2356)	1953-54
4.	.359	(899-2508)	1954-55
5.	.360	(524-1450)	1957-58
6.	.370	(595-1622)	1958-59
7.	.380	(673-1784)	1956-57
8.	.390	(616-1579)	1967-68
9.	.400	(677-1692)	1960-61
10.	.403	(827-2052)	2014-15

* - indicates ACC record (seventh in NCAA history)



/// SINGLE-GAME HIGHS

MOST POINTS

1. Georgia Southern (12/4/72)	144
Buffalo State (12/5/74)	144
3. Atlantic Christian (12/8/69)	139
4. Charleston Southern (11/28/90)	135
5. Wake Forest (3/5/83)	130
Appalachian State (11/27/72)	130
Furman (2/21/66)	130
8. Duquesne (2/21/66)	126
William & Mary (2/9/55)	126
10. South Florida (12/8/72)	125

MOST POINTS — 1ST HALF

1. Charleston Southern (11/28/90)	70
2. Western Carolina (12/1/90)	69
Lehigh (1/12/73)	69
4. Georgia Southern (12/4/72)	68
Tulane (1/5/79)	68
Buffalo State (12/5/74)	68

MOST POINTS — 2ND HALF

1. Georgia Southern (12/4/72)	76
Buffalo State (1/5/74)	76
3. Wake Forest (3/5/83)	74
4. Furman (2/21/66)	72
5. North Carolina A&T (1/3/76)	69

MARGIN OF VICTORY

1. Appalachian State (12/1/72)	77 (130-53)
2. Atlantic Christian (11/27/72)	70 (110-40)
3. Chatham (12/8/47)	65 (100-35)
4. Lehigh (1/12/73)	62 (115-53)
5. Army (12/1/98)	61 (94-33)
North Carolina A&T (1/3/77)	61 (107-46)

MARGIN OF VICTORY (ACC)

1. Clemson (2/20/54)	54 (113-59)
2. Virginia (1/31/56)	44 (99-54)
3. Wake Forest (3/5/83)	41 (130-89)
4. Clemson (12/14/54)	40 (112-72)
5. Virginia (3/4/65)	37 (106-69)

WORST DEFEAT

1. North Carolina (1920-21)	52 (62-10)
2. North Carolina (1/8/2017)	51 (107-56)
3. VMI (1912-13)	49 (55-6)
4. Maryland (1/10/99)	46 (94-48)
North Carolina (2/6/93)	46 (104-58)

MOST REBOUNDS

1. South Carolina (2/11/56)	92
2. Clemson (2/5/55)	84
3. Furman (1/12/55)	80
William & Mary (1/21/56)	80
5. Virginia (1/31/56)	79
Clemson (2/4/56)	79

HIGHEST REBOUND MARGIN

1. South Carolina (2/11/56)	49 (92-43)
Clemson (2/5/55)	49 (84-35)
3. Davidson (12/5/53)	48 (71-23)
4. UNC Asheville (12/6/75)	44 (73-29)
5. Clemson (2/20/54)	42 (74-32)

BEST FIELD GOAL PCT

1. Maryland (2/24/82)	.760 (19-25)
2. North Carolina (2/20/80)	.735 (25-34)
3. UTEP (3/17/85)	.731 (30-41)
4. Baptist (2/8/88)	.683 (43-63)
5. Duquesne (12/7/89)	.677 (50-74)

BEST FG PERCENTAGE (1ST HALF)

(min. 10 attempts)

1. Duke (1/5/63)	.800 (8-10)
2. North Carolina (2/20/80)	.762 (16-21)
Wake Forest (2/28/81)	.762 (16-21)
4. Clemson (2/17/79)	.750 (21-28)
5. Maryland (2/24/82)	.733 (11-15)

BEST FG PERCENTAGE (2ND HALF)

(min. 10 attempts)

1. The Citadel (2/5/82)	.818 (9-11)
2. Maryland (2/24/82)	.800 (8-10)
3. Utah (3/24/83)	.789 (15-19)
4. Maryland (2/25/87)	.778 (14-18)
5. UTEP (3/17/85)	.773 (17-22)

LOWEST FG PERCENTAGE

1. Virginia Tech (2/2/19)	.167 (9-56)
2. St. John's (12/30/04)	.200 (13-65)
3. Maryland (2/10/99)	.255 (12-47)
4. Wake Forest (3/4/06)	.263 (15-57)
5. Gonzaga (12/17/02)	.266 (17-64)

FIELD GOALS

1. Buffalo State (12/5/74)	68
2. Georgia Southern (12/4/72)	60
3. Appalachian State (11/27/72)	58
4. Furman (2/21/66)	55
5. South Florida (12/8/72)	53

FIELD GOALS ATTEMPTED

1. Clemson (2/5/55)	119
2. Buffalo State (12/5/74)	112
3. South Florida (12/8/72)	111
4. South Carolina (2/11/56)	110
5. Virginia Tech (1/5/54)	108

FREE THROWS ATTEMPTED

(since 1973)

1. Charleston Southern (11/27/98)	52
2. Cincinnati (12/23/07)	50
Houston (12/12/98)	50
4. Old Dominion (12/2/00)	47
5. UNC Asheville (12/6/75)	46

FREE THROWS MADE

(since 1973)

1. Cincinnati (12/23/07)	37
Wake Forest (1/21/06)	37
3. Houston (12/12/98)	36
4. UNC Charlotte (12/2/83)	35
5. Charleston Southern (11/27/98)	34

HIGHEST FREE THROW PCT

(min. 15 attempts)

1. North Carolina (2/25/03)	1.000 (22-22)
Maryland (1/16/65)	1.000 (22-22)
Pittsburgh (1/24/18)	1.000 (15-15)
4. Georgia Tech (2/25/95)	.947 (18-19)

TURNOVERS FORCED

1. Atlantic Christian (12/1/72)	39
2. Clemson (1/12/74)	38
Appalachian State (11/27/72)	38
4. Vermont (11/30/87)	37
5. Biscayne (1/4/78)	35

FEWEST TURNOVERS

1. Georgia Tech (1/13/91)	2
2. North Carolina (3/9/97)	3
Clemson (2/1/97)	3
4. Louisville (3/3/18)	4
Clemson (1/11/18)	4
North Carolina (2/21/12)	4
Connecticut (2/16/91)	4
Tampa (12/2/87)	4

MOST TURNOVERS

1. North Carolina (2/7/72)	35
2. Cincinnati (12/23/06)	32
3. Maryland (1/10/99)	31
4. North Carolina (2/6/93)	30
Biscayne (1/4/78)	30
North Carolina (11/26/76)	30

3-POINTERS MADE

1. Jacksonville (12/22/17)	19
2. Florida State (2/10/92)	18
3. UNC Asheville (11/20/95)	17
4. Wake Forest (3/5/83)	16
Maryland (1/26/91)	16

3-POINTERS ATTEMPTED

1. Maryland (1/26/91)	42
2. North Carolina (1/4/96)	41
Georgia Tech (1/24/04)	41
4. Florida State (2/10/92)	40
5. Jacksonville (12/22/17)	38
North Carolina (1/4/95)	38

3-POINT FIELD GOAL PCT

(Min. 10 attempts)

1. West Carolina (11/29/83)	.800 (8-10)
2. Old Dominion (12/2/00)	.750 (6-8)
3. Virginia Tech (2/18/07)	.733 (11-15)
4. Virginia (3/9/02)	.722 (13-18)
5. Winthrop (12/21/87)	.692 (9-13)

PERSONAL FOULS

1. Virginia (1/28/78)	36
2. Morehead State (11/13/11)	34
Georgia Southern (12/4/72)	34
Weber State (11/24/93)	34
4. North Carolina (1/14/59)	33
North Carolina (2/24/76)	33
Iona (12/21/91)	33

ASSISTS


1. Wake Forest (3/5/83)	35
Brooklyn College (2/16/87)	35
3. Western Carolina (11/29/82)	34
Alabama State (12/20/88)	34
5. Buffalo State (12/5/74)	33
Duquesne (12/7/89)	33
Maryland (2/27/91)	33

STEALS

1. Brooklyn College (2/10/86)	20
2. Liberty (12/17/99)	19
Western Carolina (1/6/77)	19
Duke (11/27/76)	19
Florida Atlantic (11/22/96)	19
Vermont (11/30/87)	19
Monmouth (12/30/85)	19

BLOCKED SHOTS

1. UNC Wilmington (2/16/83)	15
2. Jacksonville (11/20/14)	14
New Orleans (11/29/09)	14
4. Loyola Maryland (12/28/18)	13
Tennessee Tech (11/12/10)	13
West Virginia (12/28/82)	13



Phil Spence tallied 15 points in the Pack's 144-88 win over Buffalo State in 1974. That team total ties as the most points scored in a game for the Wolfpack.



ACC YEARLY STAT LEADERS

SCORING				
Year	Name	G	Pts.	Pt/G
1959	John Richter	26	443	17.0
1973	David Thompson	27	666	24.7
1974	David Thompson	32	805	26.0
1975	David Thompson	28	838	29.9
1976	Kenny Carr	30	798	26.6
1977	Kenny Carr	28	588	21.0
1991	Rodney Monroe	31	836	27.0
1996	Todd Fuller	31	649	20.9
2014	T.J. Warren	35	871	24.9
2016	Cat Barber	33	776	23.5

REBOUNDS				
Year	Name	G	Reb.	R/G
1956	Ronnie Shavlik	28	545	19.5
1959	John Richter	26	370	14.2
1972	Tommy Burleson	26	365	14.0
1973	Tommy Burleson	27	324	12.0
1988	Charles Shackelford	31	297	9.6
1992	Tom Gugliotta	30	293	9.8
2013	Richard Howell	35	380	10.9

FIELD GOAL PERCENTAGE				
Year	Name	FGA	FGM	FG%
1957	John Richter	262	136	.519
1964	Larry Lakins	162	97	.599
1968	Vann Williford	190	109	.573
1992	Kevin Thompson	311	194	.624
2004	Julius Hodge	373	189	.507
2008	J.J. Hickson	276	163	.591
2010	Tracy Smith	222	424	.524
2013	T.J. Warren	186	299	.622
2014	T.J. Warren	652	342	.525

FREE THROW PERCENTAGE				
Year	Name	FTA	FTM	FT%
1991	Rodney Monroe	183	162	.885
2013	Scott Wood	85	93	.914

ASSISTS PER GAME				
Year	Name	Gms.	Assts	A/G
1981	Sidney Lowe	24	184	7.7
1983	Sidney Lowe	36	271	7.5
1989	Chris Corchiani	31	266	8.6
1991	Chris Corchiani	31	299	9.6
2013	Lorenzo Brown	33	239	7.2
2017	Dennis Smith, Jr.	32	197	6.2
2018	Markell Johnson	26	190	7.3

BLOCKS PER GAME				
Year	Name	Gms.	Blks	B/G
2015	BeeJay Anya	36	91	2.53

STEALS PER GAME				
Year	Name	Gms	Stls	S/G
1981	Sidney Lowe	36	87	2.4
1988	Chris Corchiani	32	61	1.9
1989	Chris Corchiani	31	81	2.6
1990	Chris Corchiani	30	95	3.2

3-POINT FIELD GOAL PERCENTAGE				
Year	Name	3FGM	3FGA	3FG%
1983	Terry Gannon	53	90	.589
1990	Rodney Monroe	84	174	.483
1998	C.C. Harrison	80	183	.437
2013	Scott Wood	104	236	.441

WOLFPACK IN ACC SINGLE-SEASON RECORDS

POINTS			
Rk	Name	Year	Pts.
8.	T.J. Warren	2014	871
10.	David Thompson	1975	838
11.	Rodney Monroe	1991	836

POINTS PER GAME			
Rk	Name	Year	Pt/Gm
5.	David Thompson	1975	29.9

REBOUNDS			
Rk	Name	Year	Reb.
1.	Ronnie Shavlik	1955	581
2.	Ronnie Shavlik	1956	545
6.	Ronnie Shavlik	1954	441

REBOUNDS PER GAME			
Rk	Name	Year	Reb/Gm
1.	Ronnie Shavlik	1956	19.5
3.	Ronnie Shavlik	1955	18.1

FIELD GOALS MADE			
Rk	Name	Year	FGM
1.	David Thompson	1975	347
2.	T.J. Warren	2014	342
7.	David Thompson	1974	325
8.	Kenny Carr	1976	322

ASSISTS			
Rk	Name	Year	Ast
3.	Chris Corchiani	1991	299

ASSISTS PER GAME			
Rk	Name	Year	A/G
2.	Chris Corchiani	1991	9.6
5.	Chris Corchiani	1989	8.6

STEALS			
Rk	Name	Year	Steals
7.	Chris Corchiani	1990	95

STEALS PER GAME			
Rk	Name	Year	S/G
3.	Chris Corchiani	1990	3.2
6.	Chris Corchiani	1991	2.9

3-POINT FG PERCENTAGE			
Rk	Name	Year	3FG%
5.	Vinny Del Negro	1987	.500

ASSISTS TO TURNOVER RATIO			
Rk	Name	Year	Ratio
5.	Sidney Lowe	1983	3.35:1

WOLFPACK IN ACC CAREER RECORDS

POINTS		
Rk	Name (Yrs)	Pts.
5.	Rodney Monroe (1987-91)	2,551
11.	David Thompson (1973-75)	2,309

POINTS PER GAME		
Rk	Name (Yrs)	Pts/Gm (Pts)
4.	David Thompson (1973-75)	26.85 (2,309)
20.	Kenny Carr (1975-77)	20.60 (1,772)
21.	Rodney Monroe (1987-91)	20.57 (2,551)

REBOUNDS		
Rk	Name (Yrs)	Reb
2.	Ronnie Shavlik (1954-56)	1,598
22.	Tom Burleson (1972-74)	1,066

REBOUNDS PER GAME		
Rk	Name (Yrs)	Reb/Gm (Reb)
2.	Ronnie Shavlik (1954-56)	16.8 (1,598)
9.	John Ritcher (1957-59)	12.64 (936)

ASSISTS		
Rk	Name (Yrs)	Ast.
2.	Chris Corchiani (1987-91)	1,038
10.	Sidney Lowe (1979-83)	762

ASSISTS PER GAME		
Rk	Name (Yrs)	Ast/Gm (Ast)
1.	Chris Corchiani (1987-91)	8.37 (1,038)
11.	Sidney Lowe (1979-83)	6.35 (762)
18.	Lorenzo Brown (2010-13)	5.831 (589)

STEALS		
Rk	Name (Yrs)	Steals
3.	Chris Corchiani (1987-91)	328
15.	Anthony Grundy (1998-02)	239
24.	Sidney Lowe (1979-83)	762

STEALS PER GAME		
Rk	Name (Yrs)	Stl/Gm (Stl)
2.	Chris Corchiani (1987-91)	2.64 (328)
13.	Nate McMillan (1984-86)	2.22 (149)
20.	Anthony Grundy (1998-02)	1.98 (239)
22.	Spud Webb (1983-85)	1.92 (127)

BLOCKS		
Rk	Name (Yrs)	Blocks
12.	BeeJay Anya (2013-17)	243
21.	Thurl Bailey (1979-83)	207

FIELD GOAL PERCENTAGE		
Rk	Name (Yrs)	Pct.
18.	Kevin Thompson (1989-93)	.588

FREE THROW PERCENTAGE		
Rk	Name (Yrs)	Pct.
3.	Scott Wood (2009-13)	.886

3-POINT FIELD GOALS MADE		
Rk	Name (Yrs)	3FG
5.	Scott Wood (2009-13)	334
7.	Rodney Monroe (1987-91)	322

3-POINT FG PERCENTAGE		
Rk	Name (Yrs)	Pct.
2.	Rodney Monroe (1987-91)	.436
5.	Archie Miller (1997-02)	.433
16.	Scott Wood (2009-13)	.410
23.	Tom Gugliotta (1988-92)	.408

Bold indicates active player



/// PNC ARENA RECORDS

LARGEST CROWD

19,722	NC State vs. North Carolina	2/9/00
19,722	NC State vs. North Carolina	1/28/01
19,722	NC State vs. Duke	1/13/02
19,722	NC State vs. North Carolina	2/24/02
19,722	NC State vs. North Carolina	1/26/03
19,722	NC State vs. Duke	2/15/04
19,722	NC State vs. North Carolina	2/29/04
19,722	NC State vs. Duke	1/13/05
19,722	NC State vs. North Carolina	2/22/05
19,722	NC State vs. Wake Forest	1/21/06
19,722	NC State vs. Maryland	2/5/06
19,722	NC State vs. North Carolina	2/22/06

MOST POINTS - INDIVIDUAL

43	John Gillon (Syracuse) vs. NC State	2/1/17
42	T.J. Warren vs. Boston College	3/9/14
40	Stephen Curry (Davidson) vs. Gonzaga	3/21/08
38	Cat Barber vs. Wake Forest	2/13/16
37	Cat Barber vs. Winthrop	11/27/15
37	Tiras Wade (UL-Lafayette) vs. NC State	12/15/04
36	Cat Barber vs. Georgia Tech	1/27/16
36	T.J. Warren vs. North Carolina	2/26/14
35	Marcus Paige (UNC) vs. NC State	2/26/14

MOST POINTS IN A GAME - TEAM

116	NC State (vs. Jacksonville)	12/22/17
113	North Carolina (vs. Mount St. Mary's)	3/21/08
108	North Carolina (vs. Arkansas)	3/23/08
105	NC State (vs. Mount St. Mary's)	11/6/18
104	NC State (vs. Virginia Tech)	1/4/17
104	NC State (vs. Fairleigh Dickinson)	12/21/02

MOST POINTS IN A GAME - COMBINED

193	Syracuse (100) vs. NC State (93)	2/1/17
188	NC State (95) vs. UNC Greensboro (93)	1/2/07
187	NC State (99) vs. Wake Forest (88)	2/13/16
187	North Carolina (113) vs. Mt. St. Mary's (74)	3/21/08
185	North Carolina (96) vs. NC State (89)	2/10/18
185	NC State (99) vs. Bucknell (86)	12/5/15
185	North Carolina (108) vs. Arkansas (77)	3/23/08

MOST POINTS IN LOSS - TEAM

93	NC State (vs. Syracuse)	2/1/17
93	UNC Greensboro (vs. NC State)	1/2/07
89	NC State (vs. North Carolina)	2/10/18
88	Wake Forest (vs. NC State)	2/13/16
88	Wofford (vs. NC State)	11/10/06

MOST POINTS IN A HALF - TEAM

65	NC State (vs. Mount St. Mary's)	11/6/18
62	NC State (vs. North Carolina)	2/24/02
61	North Carolina (vs. NC State)	2/10/18
60	NC State (vs. Jacksonville)	12/22/17
60	North Carolina (vs. Mount St. Mary's)	3/21/08

MOST POINTS IN A HALF - COMBINED

113	North Carolina (61) vs. NC State (52)	2/10/18
110	Virginia (56) vs. NC State (54)	2/7/01
108	North Carolina (57) vs. Arkansas (51)	3/23/08
101	North Carolina (60) vs. Mt. St. Mary's (41)	3/21/08
100	NC State (50) vs. Duke (50)	1/19/11

FEWEST POINTS IN A GAME - TEAM

24	NC State vs. Virginia Tech	2/2/19
29	NC Central vs. NC State	1/9/08
37	Coppin State vs. NC State	11/30/02
40	Yale vs. NC State	12/28/99
42	NC Central vs. NC State	1/30/10
42	Wofford vs. NC State	12/15/01

FEWEST POINTS IN A GAME - COMBINED

71	NC State (24) vs. Virginia Tech (47)	2/2/19
83	NC State (54) vs. NC Central (29)	1/9/08
93	NC State (50) vs. Presbyterian (43)	1/5/08
95	NC State (58) vs. Coppin State (37)	11/30/02
100	Coppin State (56) vs. Bethune Cookman (44)	3/6/07

FEWEST POINTS IN A HALF - TEAM

10	NC State vs. Virginia Tech	2/2/19
11	NC Central vs. NC State	1/9/08
11	UNC Asheville vs. NC State	11/21/03
13	Stetson vs. NC State	11/26/99
14	NC State vs. Virginia Tech	2/2/19

FEWEST POINTS IN A HALF - COMBINED

34	Virginia Tech (20) vs. NC State (14)	2/2/19
37	Virginia Tech (27) vs. NC State (10)	2/2/19
37	Presbyterian (20) vs. NC State (17)	1/5/08
38	NC State (27) vs. NC Central (11)	1/9/08
40	Florida (21) vs. NC State (19)	1/3/10

MOST FIELD GOALS MADE - INDIVIDUAL

15	Luke Maye (North Carolina) vs. NC State	2/10/18
14	Stephen Curry (Davidson) vs. Gonzaga	3/21/08
13	Dennis Smith, Jr. vs. Loyola (Chicago)	11/26/16
13	Cat Barber vs. Georgia Tech	1/27/16
13	Greivis Vasquez (Maryland) vs. NC State	3/1/09
13	Eddie House (Arizona State) vs. NC State	3/21/00
13	Tiras Wade (Louisiana-Laf.) vs. NC State	12/15/04

MOST FIELD GOALS MADE - TEAM

44	North Carolina vs. Arkansas	3/23/08
43	North Carolina vs. Mount St. Mary's	3/21/08
42	NC State vs. Jacksonville	12/22/17
42	North Carolina vs. NC State	2/15/17
41	NC State vs. Mount St. Mary's	11/6/18
41	NC State vs. Virginia Tech	1/4/17
41	NC State vs. South Carolina State	12/2/17

MOST FIELD GOALS MADE - COMBINED

75	North Carolina (40) vs. NC State (35)	2/10/18
72	North Carolina (44) vs. Arkansas (28)	3/23/08
71	North Carolina (43) vs. Mt. St. Mary's (28)	3/21/08
69	NC State (41) vs. South Carolina State (28)	12/2/17
69	NC State (35) vs. Wofford (34)	11/10/06

FEWEST FIELD GOALS MADE - TEAM

9	NC State vs. Virginia Tech	2/2/19
12	NC Central vs. NC State	1/9/08
13	NC Central vs. NC State	1/30/10
13	Yale vs. NC State	12/28/99
13	Wofford vs. NC State	12/5/01

FEWEST FIELD GOALS MADE - COMBINED

25	NC State (9) vs. Virginia Tech (16)	2/2/19
28	NC State (16) vs. NC Central (12)	1/9/08
35	NC State (18) vs. Presbyterian (17)	1/5/08
36	NC State (21) vs. Coppin State (15)	11/30/02
37	Florida State (17) vs. NC State (20)	2/2/00
37	The Citadel (19) vs. NC State (18)	11/23/01
37	NC State (20) vs. Maryland (17)	12/30/01

MOST FIELD GOAL ATTEMPTS - TEAM

80	Virginia Tech vs. NC State	2/16/13
79	NC State vs. Bryant	11/14/17
79	Penn State vs. NC State	11/29/00
77	NC State vs. Duke	1/10/01
76	Boston College vs. NC State	2/20/18
76	Appalachian State vs. NC State	12/15/16
76	UNC Charlotte vs. NC State	11/18/00

MOST FIELD GOAL ATTEMPTS - INDIVIDUAL

30	Eddie House (Arizona State) vs. NC State	3/21/00
27	Cat Barber (NC State) vs. Georgia Tech	1/27/16
26	Cat Barber (NC State) vs. North Carolina	2/24/16
26	Tiras Wade (UL-Lafayette) vs. NC State	12/15/04
25	Tony Carr (Penn State) vs. NC State	11/29/17

MOST FIELD GOAL ATTEMPTS - COMBINED

147	Rider (75) vs. NC State (72)	12/28/16
141	VCU (71) vs. Prairie View A&M (70)	11/16/01
140	Penn State (79) vs. NC State (61)	11/29/00
136	North Carolina (71) vs. NC State (65)	1/26/13
136	North Carolina (71) vs. Mt. St. Mary's (65)	3/21/08

BEST FG PCT - INDIVIDUAL (MIN. 7 FGM)

1.000	(12-12) J.J. Hickson vs. William & Mary	11/15/07
1.000	(9-9) Abdul-Malik Abu vs. Virginia Tech	1/4/17
1.000	(8-8) James Banks, III (GT) vs. NC State	3/6/19
1.000	(8-8) Torin Dorn vs. South Carolina State	12/2/17
1.000	(8-8) Richard Howell vs. Western Mich.	12/29/12
1.000	(8-8) Deon Thompson (UNC) vs. Arkansas	3/23/08
1.000	(8-8) Marcus Melvin vs. Wofford	12/5/01
1.000	(8-8) Josh Powell vs. Clemson	2/2/03

BEST FG PERCENTAGE - TEAM

.677 (44-65)	North Carolina vs. Arkansas	3/23/08
.667 (32-48)	NC State vs. Virginia Tech	2/18/07
.641 (41-64)	NC State vs. Virginia Tech	1/4/17
.636 (28-44)	NC State vs. Florida State	2/15/06
.634 (26-41)	Georgetown vs. Davidson	3/23/08
.634 (26-41)	NC State vs. Delaware State	11/17/06

LOWEST FIELD GOAL PERCENTAGE - TEAM

.167 (9-56)	NC State vs. Virginia Tech	2/2/19
.203 (12-59)	NC Central vs. NC State	1/9/08
.245 (13-53)	Wofford vs. NC State	12/5/01
.262 (16-61)	The Citadel vs. NC State	11/19/05
.265 (13-49)	NC Central vs. NC State	1/30/10

MOST FTS MADE IN A GAME - INDIVIDUAL

19	Cat Barber vs. Winthrop	11/27/15
19	Jeremy Ingram (NC Central) vs. NC State	11/20/13
17	Cat Barber vs. Wake Forest	2/13/16
15	Luke Maye (North Carolina) vs. NC State	2/10/18
15	Donald Copeland (Seton Hall) vs. NC State	1/25/06
15	Jason Williams (Duke) vs. NC State	1/10/01
15	Travis Watson (Virginia) vs. NC State	2/6/02

MOST FREE THROWS MADE IN A GAME - TEAM

41	NC Central vs. NC State	11/20/13
37	NC State vs. Cincinnati	12/23/08
37	NC State vs. Wake Forest	1/21/06
35	Maryland vs. NC State	12/30/01
34	NC State vs. Appalachian State	12/15/16
34	Duke vs. Seton Hall	3/20/04

MOST FTS MADE IN GAME - COMBINED

57	Maryland (35) vs. NC State (22)	12/30/01
56	NC State (37) vs. Wake Forest (19)	1/21/06
56	NC State (28) vs. Clemson (28)	1/17/04
55	Duke (30) vs. NC State (25)	3/1/08
52	NC State (29) vs. The Citadel (23)	11/19/05

MOST FREE THROW ATTEMPTS - INDIVIDUAL

22	Cat Barber vs. Winthrop	11/27/15
20	Cat Barber vs. Wake Forest	2/13/16
19	Kenny Inge vs. Virginia	2/7/01
18	C.J. Leslie vs. St. Bonaventure	12/22/12
18	Jason Williams (Duke) vs. NC State	1/10/01

MOST FT ATTEMPTS IN A GAME - TEAM

50	NC State vs. Cincinnati	12/23/07
49	Maryland vs. NC State	12/30/01
45	NC Central vs. NC State	11/20/13
44	NC State vs. Louisiana-Lafayette	12/15/04
43	NC State vs. Virginia Tech	2/16/13
43	NC State vs. Wake Forest	1/21/06

MOST FT ATTEMPTS IN A GAME - COMBINED

81	Maryland (49) vs. NC State (32)	12/30/01
78	NC Central (45) vs. NC State (33)	11/20/13
72	NC State (38) vs. Virginia (34)	2/7/01
69	Fordham (37) vs. Penn (32)	11/18/00
66	Duke (37) vs. NC State (29)	3/1/08

BEST FREE THROW PCT - INDIVIDUAL (MIN. 11 FTM)

1.000 (14-14)	John Gillon (Syracuse) vs. NC State	2/1/17
1.000 (13-13)	Troy Bell (Boston Coll) vs. NC State	1/6/03
1.000 (12-12)	Bubba Parham (VMI) vs. NC State	11/10/17
1.000 (12-12)	Cam Bennerman vs. Wake Forest	1/21/06
1.000 (11-11)	Djordje Dimitrijevic (Mercer) vs. NC State	11/24/18
1.000 (11-11)	Tracy Smith vs. Towson	12/31/08

BEST FREE THROW PCT - TEAM (MIN. 12 FTM)

1.000	(17-17) Fairfield vs. NC State	12/18/16
1.000	(12-12) Virginia vs. NC State	12/28/03
.950	(19-20) Virginia vs. NC State	1/9/10
.941	(16-17) Western Mich. vs. NC State	11/29/12
.941	(16-17) NC State vs. Maryland	3/4/04



MOST 3-POINT FGS MADE - INDIVIDUAL

9	John Gillon (Syracuse) vs. NC State	2/1/17
8	Maverick Rowan vs. Syracuse	2/1/17
8	Stephen Curry (Davidson) vs. Gonzaga	3/21/08
8	Kendall Toney (UNCG) vs. NC State	1/2/07
8	Jason Harris (Fordham) vs. Charlotte	11/17/00

MOST 3-POINT FGS MADE - TEAM

19	NC State vs. Jacksonville	12/22/17
17	ECU vs. Northwestern	11/15/01
16	UNC Greensboro vs. NC State	1/2/07
16	Wofford vs. NC State	11/10/06
15	Syracuse vs. NC State	2/1/17

MOST 3-POINT FGS MADE - COMBINED

29	Syracuse (15) vs. NC State (14)	2/1/17
25	Fordham (13) vs. UNC Charlotte (12)	11/17/00
24	NC State (19) vs. Jacksonville (5)	12/22/17
24	NC State (13) vs. Fairfield (11)	12/18/16
24	NC State (12) vs. North Carolina (12)	1/26/03

MOST 3-POINT FGS ATTEMPTED - INDIVIDUAL

18	Maverick Rowan vs. Syracuse	2/1/17
17	Ralston Turner vs. Tennessee	12/17/14
15	Stephen Curry (Davidson) vs. Georgetown	3/23/08
15	Stephen Curry (Davidson) vs. NC State	12/21/07
14	4 Players Tied (last Ryan Andino, MD-Eastern Shore)	

MOST 3-POINT FGS ATTEMPTED - TEAM

42	Fairfield vs. NC State	12/18/16
41	NC State vs. Georgia Tech	1/24/04
38	NC State vs. Jacksonville	12/22/17
36	UNC Greensboro vs. NC State	1/2/07
36	East Carolina vs. Northwestern	11/15/01
36	NC State vs. UNC Asheville	12/15/01

MOST 3-POINT FGS ATTEMPTED - COMBINED

67	Fairfield (42) vs. NC State (25)	12/18/16
59	NC State (41) vs. Georgia Tech (18)	1/24/04
58	NC State (32) vs. Syracuse (26)	2/1/17
58	NC State (35) vs. Boston College (23)	2/25/06
56	NC State (38) vs. Jacksonville (18)	12/22/17
56	Hampton (31) vs. Florida A&M (25)	3/7/07
56	NC State (33) vs. The Citadel (23)	11/19/05

BEST 3-POINT FG PCT - INDIVIDUAL (MIN. 5 MADE)

1.000 (5-5)	Brandon Costner vs. Marquette	12/22/08
.900 (9-10)	John Gillon (Syracuse) vs. NC State	2/1/17
.857 (6-7)	Andrius Jurkunas (Clemson) vs. NC State	2/27/00
.833 (5-6)	Terry Henderson vs. Miami	2/4/17
.800 (8-10)	Stephen Curry (Davidson) vs. Gonzaga	3/21/08

BEST 3-POINT FG PCT - TEAM (MIN. 6 MADE)

.750 (6-8)	UNC Greensboro vs. NC State	12/5/00
.733 (11-15)	NC State vs. Virginia Tech	2/18/07
.688 (11-16)	Virginia vs. NC State	2/25/17
.667 (6-9)	NC State vs. Cincinnati	12/23/07
.667 (12-18)	NC State vs. Miami	12/18/05
.667 (6-9)	NC State vs. Alabama A&M	12/28/11

MOST REBOUNDS IN A GAME - INDIVIDUAL

23	J.J. Hickson vs. Clemson	2/16/08
19	Richard Howell vs. Norfolk State	12/15/12
19	C.J. Leslie vs. Youngstown State	12/16/10
19	Brandon Costner vs. UNCW	12/30/06
18	Richard Howell vs. Duke	1/12/13
18	Richard Howell vs. Virginia	1/28/12

MOST REBOUNDS IN A GAME - TEAM

55	NC State vs. McNeese State	12/22/16
54	NC State vs. Liberty	12/17/99
53	NC State vs. Western Carolina	12/30/99
52	NC State vs. Mount St. Mary's	11/6/18
52	NC State vs. NC Central	2/3/09

MOST REBOUNDS IN A GAME - COMBINED

93	NC State (54) vs. Liberty (39)	12/17/99
92	Penn St. (49) vs. NC State (43)	11/29/00
90	Georgia Southern (46) vs. NC State (44)	11/11/16
90	Rutgers (46) vs. VCU (44)	11/15/01
86	NC State (48) vs. Robert Morris (38)	12/19/17
86	NC State (45) vs. Appalachian State (41)	12/15/16
86	NC State (50) vs. UNCA (36)	11/11/11
86	NC State (49) vs. UNC Greensboro (37)	11/30/08

REBOUND MARGIN

38	NC State (52) vs. NC Central (14)	2/3/09
28	NC State (55) vs. McNeese State (27)	12/22/16
27	NC State (51) vs. UNC Asheville (24)	11/13/18
26	North Carolina (48) vs. Mt. St. Mary's (22)	3/21/08
25	NC State (47) vs. Wake Forest (22)	1/8/11

MOST OFF REBOUNDS IN A GAME - INDIVIDUAL

11	CJ Anderson (Manhattan) vs. NC State	12/5/04
10	Tracy Smith vs. Wake Forest	2/11/09
9	Richard Howell vs. Virginia	1/28/12
9	Brandon Costner vs. NC Central	2/3/09
9	Jamie Skeen (Wake Forest) vs. NC State	2/28/07
9	Marcus Melvin vs. Georgia Tech	1/24/04

MOST OFF REBOUNDS IN A GAME - TEAM

27	Wake Forest vs. NC State	2/20/10
27	NC State vs. Virginia	2/10/10
24	NC State vs. Duke	1/10/01
23	NC State vs. Arizona	12/19/10
23	Boston College vs. NC State	1/6/07
23	The Citadel vs. NC State	11/19/05
23	NC State vs. Boston College	1/16/03

MOST OFF REBOUNDS IN A GAME - COMBINED

39	NC State (21) vs. Providence (18)	12/4/99
38	Wake Forest (27) vs. NC State (11)	2/20/10
38	NC State (22) vs. Maryland (16)	1/6/00
37	VCU (19) vs. Northwestern (18)	11/14/01

MOST ASSISTS - INDIVIDUAL

16	Dennis Smith, Jr. vs. Rider	12/28/16
15	Dennis Smith, Jr. vs. Syracuse	2/1/17
14	Markell Johnson vs. Miami	1/21/18
13	Lorenzo Brown vs. Duke	1/12/13
13	Kendall Marshall (UNC) vs. NC State	2/21/12

MOST ASSISTS - TEAM

31	NC State vs. South Carolina State	12/2/17
28	NC State vs. Jacksonville	12/22/17
28	NC State vs. Syracuse	2/1/17
28	North Carolina vs. Arkansas	3/23/08
27	NC State vs. Campbell	11/26/04

MOST ASSISTS - COMBINED

48	NC State (22) vs. Miami (26)	1/21/18
45	NC State (28) vs. Syracuse (17)	2/1/17
43	NC State (23) vs. Wofford (20)	11/10/06
42	NC State (31) vs. South Carolina State (11)	12/2/17
41	NC State (25) vs. Fairfield (16)	12/18/16
41	North Carolina (25) vs. Mt. St. Mary's (16)	3/21/08

MOST STEALS - INDIVIDUAL

8	Lorenzo Brown vs. UNC Asheville	11/11/11
7	Anthony Grundy vs. Georgia	11/19/99
6	Engin Atsür vs. Maryland	2/16/05
6	Carl Williams (Liberty) vs. NC State	12/17/99
5	24 Players Tied	

MOST STEALS - TEAM

19	NC State vs. Liberty	12/17/99
16	NC State vs. Boston College	1/19/12
16	Liberty vs. NC State	12/17/99
16	NC State vs. Yale	12/28/99

MOST STEALS - COMBINED

35	NC State (19) vs. Liberty (16)	12/17/99
28	NC State (14) vs. Syracuse (14)	2/3/01
27	NC State (16) vs. Yale (11)	12/28/99

MOST BLOCKS - INDIVIDUAL

9	Sean Williams (Boston Coll.) vs. NC State	2/25/06
7	Cedric Simmons (NC State) vs. Miami	12/18/05
6	9 Players Tied	

MOST BLOCKS - TEAM

14	NC State vs. New Orleans	11/29/09
13	NC State vs. Loyola Maryland	12/28/18
13	NC State vs. Tennessee Tech	11/12/10
12	Virginia Tech vs. NC State	2/10/10
12	NC State vs. Miami	12/18/05

MOST BLOCKS - COMBINED

17	NC State (13) vs. Tennessee Tech (4)	11/12/10
17	Virginia Tech (12) vs. NC State (5)	2/10/10
15	NC State (13) vs. Loyola Maryland (2)	12/28/18
15	Georgia Tech (10) vs. NC State (5)	1/15/17
15	Northwestern (9) vs. NC State (6)	12/1/09
15	NC State (14) vs. New Orleans (1)	11/29/09

MOST TURNOVERS - TEAM

31	Liberty vs. NC State	12/17/99
29	Yale vs. NC State	12/28/99
27	Bryant vs. NC State	11/14/17
27	Mt. Saint Mary's vs. NC State	11/22/02
26	Charleston Southern vs. NC State	11/25/00
26	New Hampshire vs. NC State	12/16/00

MOST TURNOVERS - COMBINED

55	Liberty (31) vs. NC State (24)	12/17/99
48	Charleston So. (26) vs. NC State (22)	11/25/00
48	Yale (29) vs. NC State (19)	12/28/99
47	Auburn (25) vs. NC State (22)	12/19/18
46	Florida A&M (24) vs. NC State (22)	11/28/03

FEWEST TURNOVERS - TEAM

4	NC State vs. Louisville	3/3/18
4	NC State vs. Clemson	1/11/18
4	NC State vs. North Carolina	2/21/12
5	Clemson vs. NC State	2/17/11
5	Davidson vs. Georgetown	3/23/08

FEWEST TURNOVERS - COMBINED

12	NC State (6) vs. Virginia Tech (6)	2/2/11
13	Miami (6) vs. NC State (7)	2/29/12
13	NC State (4) vs. North Carolina (9)	2/21/09
14	Clemson (5) vs. NC State (9)	2/17/11
14	North Carolina (6) vs. NC State (8)	2/22/06

MOST PERSONAL FOULS - TEAM

35	Cincinnati vs. NC State	12/23/07
35	Virginia vs. NC State	2/7/01
31	The Citadel vs. NC State	11/19/05
31	Delaware vs. NC State	11/20/05
30	3 Teams Tied	

MOST PERSONAL FOULS - COMBINED

61	Virginia (35) vs. NC State (26)	2/7/01
57	NC State (30) vs. Maryland (27)	12/30/01
56	The Citadel (31) vs. NC State (25)	11/19/05
53	Mercer (28) vs. NC State (25)	11/24/19
52	Cincinnati (35) vs. NC State (17)	12/23/07

LEAST PERSONAL FOULS - TEAM

5	NC State vs. Presbyterian	1/5/08
8	Maine vs. NC State	11/17/18
8	NC State vs. North Carolina	1/26/13
9	NC State vs. Western Carolina	12/31/11
9	Syracuse vs. NC State	12/17/11
9	NC State vs. Miami	1/23/11
9	NC State vs. New Orleans	11/29/09
9	NC State vs. Virginia Tech	2/18/07
9	NC State vs. New Hampshire	12/28/05
9	NC State vs. Clemson	2/27/00
9	Northwestern vs. East Carolina	11/15/01

LEAST PERSONAL FOULS - COMBINED

16	Presbyterian (11) vs. NC State (5)	1/5/08
20	NC State (10) vs. Coppin State (10)	11/30/02
22	Maine (8) vs. NC State (14)	11/17/18
22	Delaware State (12) vs. NC State (10)	11/17/06
22	Northwestern (9) vs. ECU (13)	11/15/01

MOST DISQUALIFICATIONS - TEAM

3	NC State vs. NC Central	11/20/13
3	East Carolina vs. NC State	12/17/08
3	Mount St. Mary's vs. NC State	12/16/06
3	Louisiana-Lafayette vs. NC State	12/16/04
3	Virginia vs. NC State	2/7/01
3	NC State vs. Duke	1/10/01
3	Georgia vs. NC State	11/19/99

LARGEST MARGIN OF VICTORY

55	NC State (99) vs. Campbell (44)	11/26/04
52	NC State (116) vs. Jacksonville (64)	12/22/17
51	NC State (100) vs. UNC Asheville (49)	11/13/18
50	NC State (105) vs. Mount St. Mary's (55)	11/6/18
46	NC State (95) vs. Maryland Eastern Shore (49)	11/10/18



/// YEARLY TEAM STATS

Year		G	Min	FG-FGA	Pct	3P-3PA	Pct	FT-FTA	Pct	OR-DR	Reb-Avg	PF-DQ	A	TO	BS	S	Pts-Avg
2018-19	NC STATE	36	7250	1061-2319	.458	292-830	.352	468-661	.708	488-899	1387-38.5	691-10	539	449	138	257	2882-80.1
	Opponents	36	7250	898-2037	.441	216-699	.309	556-790	.704	363-869	1232-34.2	628-	468	560	151	224	2568-71.3
2017-18	NC STATE	33	6625	965-2054	.470	263-707	.372	489-703	.696	401-775	1176-35.6	611-12	531	400	122	244	2682-81.3
	Opponents	33	6625	908-1952	.465	199-629	.316	462-657	.703	364-799	1163-35.2	600-	457	487	131	205	2477-75.1
2016-17	NC STATE	32	6450	888-1898	.468	226-635	.356	481-687	.700	329-832	1161-36.3	585-13	457	428	140	162	2483-77.6
	Opponents	32	6450	918-2039	.450	268-725	.370	443-619	.716	380-776	1156-36.1	577-	450	361	93	208	2547-79.6
2015-16	NC STATE	33	6650	866-1999	.433	207-595	.348	543-777	.699	457-849	1306-38.6	558-14	383	366	141	149	2482-75.2
	Opponents	33	6650	883-2016	.438	275-735	.374	415-598	.694	371-802	1173-35.5	680-15	469	334	136	206	2456-74.4
2014-15	NC STATE	36	7250	895-2054	.436	236-661	.357	499-727	.686	435-934	1369-38.0	637-13	415	375	184	138	2525-70.1
	Opponents	36	7250	827-2052	.403	212-643	.330	501-712	.704	402-845	1247-34.6	681-11	426	349	141	191	2367-65.8
2013-14	NC STATE	36	7300	950-2060	.461	160-525	.305	501-762	.657	422-817	1239-34.4	670-12	466	375	149	173	2561-71.1
	Opponents	36	7300	851-1997	.426	196-611	.321	606-851	.712	453-813	1266-35.2	703-14	406	414	124	205	2504-69.6
2012-13	NC STATE	35	7025	985-1987	.496	184-471	.391	554-813	.681	397-890	1287-36.8	545-13	511	433	147	227	2708-77.4
	Opponents	35	7025	899-2145	.419	209-693	.302	451-621	.726	430-746	1176-33.6	641-20	410	400	124	209	2458-70.2
2011-12	NC STATE	37	7425	977-2134	.458	198-557	.355	545-774	.704	456-934	1390-37.6	623-15	577	470	150	249	2697-72.9
	Opponents	37	7425	889-2140	.415	236-710	.332	487-687	.709	414-818	1232-33.3	656-16	425	461	132	238	2501-67.6
2010-11	NC STATE	31	6200	799-1818	.439	139-423	.329	454-654	.694	400-752	1152-37.2	533-9	442	376	138	191	2191-70.7
	Opponents	31	6200	789-1862	.424	163-509	.320	443-602	.736	407-728	1135-36.6	533-8	362	360	138	193	2184-70.5
2009-10	NC STATE	36	7225	857-1975	.434	193-580	.333	491-723	.679	411-846	1257-34.9	653-10	483	472	154	234	2398-66.6
	Opponents	36	7225	841-1990	.423	162-524	.309	478-728	.657	444-834	1278-35.5	654-13	410	474	134	260	2322-64.5
2008-09	NC STATE	30	6075	773-1626	.475	202-538	.375	441-615	.717	340-735	1075-35.8	480-10	458	435	114	168	2189-73.0
	Opponents	30	6075	771-1789	.431	173-518	.334	370-507	.730	360-613	973-32.4	560-16	343	336	97	255	2085-69.5
2007-08	NC STATE	31	6225	698-1534	.455	176-505	.349	514-715	.719	290-749	1039-33.5	496-7	411	481	143	157	2086-67.3
	Opponents	31	6225	802-1892	.424	193-525	.368	363-506	.717	414-657	1071-34.5	618-19	355	342	106	248	2160-69.7
2006-07	NC STATE	36	7250	908-1849	.491	214-599	.357	550-756	.728	294-863	1157-32.1	572-11	523	535	122	190	2580-71.7
	Opponents	36	7250	959-2177	.441	259-707	.366	397-581	.683	443-766	1209-33.6	703-21	485	438	99	272	2574-71.5
2005-06	NC STATE	32	6550	793-1704	.465	288-777	.371	509-678	.751	284-766	1050-32.8	565-14	500	434	150	233	2383-74.5
	Opponents	32	6550	765-1853	.413	185-597	.310	442-623	.709	416-729	1145-35.8	644-14	416	443	106	224	2157-67.4
2004-05	NC STATE	35	7000	871-1915	.455	294-795	.370	523-742	.705	375-746	1121-32.0	658-16	529	435	156	260	2559-73.1
	Opponents	35	7000	804-1860	.432	198-571	.347	508-729	.697	412-788	1200-34.3	689-18	402	534	110	218	2314-66.1
2003-04	NC STATE	31	6225	760-1688	.450	260-753	.345	481-602	.799	317-729	1046-33.7	577-15	454	420	69	208	2261-72.9
	Opponents	31	6225	717-1698	.422	172-550	.313	412-576	.715	352-673	1025-33.1	605-13	374	451	80	210	2018-65.1
2002-03	NC STATE	31	6250	755-1656	.456	248-696	.356	488-634	.770	302-687	989-31.9	580-12	456	440	100	238	2246-72.5
	Opponents	31	6250	730-1658	.440	179-530	.338	477-659	.724	334-663	997-32.2	594	394	452	87	231	2116-68.3
2001-02	NC STATE	34	6800	863-1910	.452	278-773	.360	561-743	.755	354-765	1119-32.9	645-6	547	452	72	269	2565-75.4
	Opponents	34	6800	799-1809	.442	169-538	.314	537-729	.737	338-789	1127-33.1	673	438	558	111	233	2304-67.8
2000-01	NC STATE	29	5850	732-1668	.439	170-469	.362	507-753	.673	397-702	1099-37.9	579-14	372	482	119	234	2141-73.8
	Opponents	29	5850	745-1694	.440	178-492	.362	428-645	.664	365-656	1021-35.2	649	386	468	98	204	2096-72.3
1999-00	NC STATE	34	6844	821-1920	.428	187-560	.334	518-789	.657	415-718	1234-36.3	605-14	431	540	156	311	2347-69.0
	Opponents	34	6844	781-1871	.417	154-481	.320	445-656	.689	407-781	1188-34.9	683	415	641	106	237	2161-63.6
1998-99	NC STATE	33	6624	798-1757	.454	185-503	.368	582-859	.678	385-670	1186-35.9	637-13	410	559	127	256	2363-71.6
	Opponents	33	6624	768-1728	.444	174-500	.348	459-706	.650	345-644	989-30.0	746-28	416	573	103	278	519-65.7
1997-98	NC STATE	32	6450	712-1634	.436	199-535	.372	439-613	.716	276-589	966-30.2	583-16	407	416	92	237	206.2-64.4
	Opponents	32	6450	716-1605	.446	142-442	.321	414-614	.674	358-693	1051-32.8	596-14	354	483	83	183	1988-62.1
1996-97	NC STATE	32	6425	692-1612	.429	193-534	.361	337-519	.649	274-578	939-29.3	530-15	339	421	47	259	1914-59.8
	Opponents	32	6425	623-1491	.418	135-459	.294	368-556	.662	316-678	994-31.1	562-10	350	541	86	182	1749-54.7
1995-96	NC STATE	31	6325	884-2017	.435	292-809	.361	457-622	.735	410-708	1218-39.3	562-9	530	438	115	239	2517-81.2
	Opponents	31	6325	854-1948	.439	207-583	.355	403-584	.690	420-725	1145-36.9	562-21	469	483	91	238	2318-74.8
1994-95	NC STATE	27	5400	754-1739	.421	210-613	.343	339-464	.731	396-622	1018-37.7	465-4	453	351	81	220	2051-76.0
	Opponents	27	5400	717-1567	.458	162-453	.358	343-511	.671	294-709	1003-37.1	436-3	406	428	81	165	1939-71.8
1993-94	NC STATE	30	6050	772-1879	.411	180-572	.315	348-534	.652	437-673	1110-37.0	610-14	466	440	95	200	2072-69.1
	Opponents	30	6050	792-1712	.463	155-412	.376	500-740	.676	368-743	1111-37.0	485-13	480	452	113	206	2039-74.6
1992-93	NC STATE	27	5400	695-1610	.432	174-524	.332	271-431	.629	363-551	914-33.9	448-11	388	389	76	142	1835-68.0
	Opponents	27	5400	768-1550	.495	159-381	.417	377-522	.722	301-603	904-33.5	473-8	493	335	79	178	2072-76.7
1991-92	NC STATE	30	6050	841-1822	.462	265-725	.366	370-589	.628	393-656	1049-35.0	500-7	502	469	84	186	2317-77.2
	Opponents	30	6050	929-1894	.490	171-451	.379	408-547	.746	357-692	1049-35.0	547-10	559	362	90	227	2437-81.2
1990-91	NC STATE	31	6200	993-2045	.486	267-644	.415	516-677	.762	406-738	1144-36.9	482-8	601	402	117	225	2769-89.3
	Opponents	31	6200	1021-2092	.488	172-489	.352	373-563	.633	404-706	1110-35.8	572-14	634	411	99	168	2587-83.5
1989-90	NC STATE	30	6075	924-1959	.472	180-417	.432	442-620	.713	418-631	1049-35.0	585-14	533	395	91	298	2470-82.3
	Opponents	30	6075	844-1747	.483	105-304	.345	459-666	.689	372-698	1070-35.7	553-22	504	515	123	186	2252-75.1
1988-89	NC STATE	31	6350	994-1983	.501	141-368	.383	492-703	.700	391-730	1121-36.2	580-13	600	413	127	269	2621-84.5
	Opponents	31	6350	883-1924	.459	116-341	.340	413-602	.686	389-717	1106-35.7	600-13	524	516	91	143	2295-74.0
1987-88	NC STATE	32	6425	1037-2016	.514	125-305	.410	457-645	.709	408-684	1092-34.1	559-9	652	404	120	260	2656-83.0
	Opponents	32	6425	893-1883	.474	101-265	.381	409-602	.679	357-687	1044-32.6	591-22	523	534	70	158	2296-71.8
1986-87	NC STATE	35	7125	1005-2100	.479	164-397	.413	540-768	.703	426-810	1236-35.3	663-10	525	525	107	228	2714-77.5
	Opponents	35	7125	1013-2107	.481	135-368	.367	458-667	.687	383-787	1170-33.4	717-24	607	523	73	197	2619-74.8

/// YEARLY TEAM STATS



Year		G	Min	FG-FGA	Pct	3P-3PA	Pct	FT-FTA	Pct	OR-DR	Reb-Avg	PF-DQ	A	TO	BS	S	Pts-Avg
1985-86	NC STATE	34	6875	961-1943	.495			479-694	.690		1153-33.9	581-14	577	456	174	255	2401-70.6
	Opponents	34	6875	872-1947	.448			406-590	.688		1085-31.9	631-12	508	495	52	171	2150-63.2
1984-85	NC STATE	33	6625	963-1940	.497			492-730	.674		1165-35.3	566-7	566	441	122	241	2418-73.3
	Opponents	33	6625	963-1940	.497			492-730	.674		1165-35.3	566-7	566	484	86	160	2418-73.3
1983-84	NC STATE	33	6650	887-1921	.462			557-787	.708		1219-36.9	584-11	510	467	117	184	2331-70.6
	Opponents	33	6650	924-1969	.469			365-553	.660		1037-31.4	679-26	611	411	97	195	2213-67.1
1982-83	NC STATE	36		995-2108	.472	172-381	.451	510-740	.689		1237-34.4	646-15	554		173	222	2671-74.2
	Opponents	36		933-2071	.450	104-282	.368	465-664	.700		1214-33.7	692-27	501		109	159	2435-67.6
1981-82	NC STATE	32		706-1356	.521			429-602	.713		862-26.9	467-6	407		150	134	1841-57.5
	Opponents	32		621-1481	.419			328-464	.707		755-23.6	566-17	402		59	121	1570-49.1
1980-81	NC STATE	27		743-1496	.497			301-426	.707		837-31.0	497-12	427		87	156	1787-66.2
	Opponents	27		660-1396	.473			383-537	.713		756-28.0	459-12	364		55	122	1703-63.1
1979-80	NC STATE	28		770-1542	.499			406-598	.679		865-30.9	589-17	446		77	194	1946-69.5
	Opponents	28		612-1332	.459			495-697	.710		839-30.0	568-14	323		61	121	1719-61.4
1978-79	NC STATE	30		954-1930	.494			448-639	.701		1125-37.5	675-32	393		82	192	2356-78.5
	Opponents	30		788-1725	.457			523-752	.695		997-33.2	625-29	301		64	108	2101-70.0
1977-78	NC STATE	31		1035-2142	.483			484-718	.674		1256-40.5	681-24	424		118	251	2554-82.4
	Opponents	31		879-1873	.469			572-793	.721		1076-34.7	662-27	350		100	139	2330-75.2
1976-77	NC STATE	28		915-1867	.490			380-599	.634		1091-39.0	577-15	388		122	276	2210-78.9
	Opponents	28		780-1647	.474			423-599	.706		961-34.3	576-25	344		103	170	1983-70.8
1975-76	NC STATE	30		1057-2129	.496			508-706	.720		1242-41.4	724-32	484		97	244	2622-87.4
	Opponents	30		932-1959	.476			579-784	.739		1091-36.4	670-38	378		69	182	2443-81.4
1974-75	NC STATE	28		1070-2107	.508			456-644	.708		1211-43.3	649-23	387				2596-92.7
	Opponents	28		871-1862	.468			439-638	.688		1085-38.8	612-27					2181-77.9
1973-74	NC STATE	31		1157-2319	.499			519-733	.708		1452-46.8	634-13	483				2833-91.4
	Opponents	31		957-2198	.435			403-608	.663		1249-40.3	691-28	347				2317-74.7
1972-73	NC STATE	27		1054-2028	.519			401-561	.715		1256-46.5	558-14	420				2509-92.9
	Opponents	27		779-1784	.437			363-534	.680		1054-39.0	585-32	201				1921-71.1
1971-72	NC STATE	26		825-1710	.482			391-578	.676		1194-45.9	474-15	274				2041-78.5
	Opponents	26		735-1745	.421			409-611	.669		1090-41.9	474-17	192				1879-72.3
1970-71	NC STATE	27		790-1760	.449			486-691	.703		1166-43.2	577-13	286				2066-76.5
	Opponents	27		772-1744	.443			548-771	.711		1204-44.6	510-26	249				2092-77.5
1969-70	NC STATE	30		1003-2100	.477			506-736	.687		1430-47.7	566-17	349				2512-83.7
	Opponents	30		819-2002	.409			513-741	.692		1308-43.6						2151-71.7
1968-69	NC STATE	25		699-1473	.474			389-543	.716		1014-40.6	487-16	227				1788-71.5
	Opponents	25		636-1492	.426			460-645	.713		955-38.2						1732-69.3
1967-68	NC STATE	26		731-1588	.460			379-573	.661		1049-40.3	537-17	279				1841-70.8
	Opponents	26		616-1579	.390			478-707	.676		1194-45.9						1710-65.7
1966-67	NC STATE	26		660-1598	.413			353-528	.668		1140-43.9	503-22	171				1673-64.4
	Opponents	26		683-1622	.422			433-657	.660		1136-43.7						1799-69.2
1965-66	NC STATE	27		898-1884	.476			398-559	.712		1034-38.3	518-17	219				2194-81.2
	Opponents	27		760-1697	.450			471-658	.716		1237-45.8	446-9	186				1991-73.8
1964-65	NC STATE	26		811-1699	.477			373-554	.673		1111-42.7	538-21	260				1995-76.7
	Opponents	26		669-1502	.445			447-710	.630		1097-42.2						1785-68.6
1963-64	NC STATE	19		444-955	.465			239-347	.688		646-34.0	285-12	92				1127-59.3
	Opponents	19		457-1054	.433			300-425	.705		695-36.5						1214-36.8
1962-63	NC STATE	21		579-1217	.475			306-437	.700		889-42.3	346-10					1464-69.5
	Opponents	21		565-1352	.410			309-460	.671		818-38.9	347-11					1439-68.5
1961-62	NC STATE	17		478-1079	.443			255-407	.626		794-46.6	326-8					1211-71.4
	Opponents	17		431-1049	.412			276-414	.667		715-42.0	325-18					1138-66.9
1960-61	NC STATE	25		732-1704	.429			468-679	.689		1294-51.8	455-na					1932-77.2
	Opponents	25		677-1692	.400			454-651	.700		1101-44.0	470-na					1808-72.3
1959-60	NC STATE	26		567-1427	.397			436-653	.667		1202-46.2	471-14					1570-60.3
	Opponents	26		559-1551	.350			447-665	.670		1057-40.6	466-na					1565-60.1
1958-59	NC STATE	26		656-1656	.396			465-696	.668		1294-49.7	444-19					1777-68.3
	Opponents	26		595-1622	.370			405-602	.670		1070-41.2	486-14					1595-61.3
1957-58	NC STATE	24		604-1401	.431			399-606	.658		1034-46.4	441-16	193				1607-66.9
	Opponents	24		524-1450	.360			429-616	.700		890-37.0	423-18					1477-61.5
1956-57	NC STATE	26		730-1666	.438			510-757	.673		1201-46.9	506-21					1970-75.7
	Opponents	26		673-1784	.380			587-843	.680		1029-33.7	463-20					1933-74.3
1955-56	NC STATE	28		840-2068	.406			639-869	.735		1663-59.4	508-23	215				2319-82.8
	Opponents	28		696-2086	.330			582-853	.680		1156-41.3	508-23					1974-70.5
1954-55	NC STATE	32		1024-2656	.385			791-1106	.715		1864-58.2	549-na					2839-88.7
	Opponents	32		899-2508	.359			651-944	.689		1247-38.9	632-na					2449-76.5
1953-54	NC STATE	35		999-2864	.348			809-1277	.696		1735-49.6	720-27	401				2807-80.2
	Opponents	35		831-2356	.353			721-1104	.653		1245-35.6						2383-68.1



/// OPPONENT RECORDS

SINGLE GAME - TEAM

MOST POINTS

1. Maryland (12/20/78)	124
2. North Carolina (2/5/19)	113
3. Creighton (11/20/16)	112

MOST FIELD GOALS

1. Maryland (3/9/74)	47
2. Mount St. Mary's (12/8/90)	46
3. Virginia (1/29/91)	43
Maryland (12/20/78)	43
Maryland (3/1/78)	43
Wake Forest (2/16/74)	43

MOST FIELD GOAL ATTEMPTS

1. Virginia Tech (12/12/70)	96
2. Georgia Southern (12/4/72)	91
3. Wake Forest (2/16/74)	90
West Virginia (12/6/71)	90

HIGHEST FG PERCENTAGE

1. Maryland (12/20/80)	.732	30-41
2. North Carolina (1/8/00)	.711	27-38
3. Ga. Tech (1/27/93)	.679	36-53

MOST FREE THROWS

1. Iona (12/21/91)	42
2. NC Central (11/20/13)	41
3. Maryland (10/20/78)	38

FEWEST FREE THROWS MADE

1. Richmond (1/15/89)	0
2. Howard (11/25/03)	1
3. Presbyterian (1/5/08)	2
Western Carolina (12/29/07)	2
South Carolina (11/23/07)	2
Syracuse (2/3/01)	2
Georgia Tech (1/25/97)	2
Ark-Pine Bluff (12/31/96)	2
Radford (11/30/94)	2
Clemson (2/26/92)	2
Pittsburgh (12/2/91)	2
Georgia Tech (1/14/89)	2
North Carolina (3/8/87)	2
Utah (3/24/83)	2
UNC Asheville (11/21/03)	2
East Carolina (12/28/06)	2

MOST 3-POINT FIELD GOALS

1. UNC Greensboro (1/2/07)	16
Wofford (11/10/06)	16
3. Syracuse (2/1/17)	15
Duke (2/8/97)	15
Kansas (12/10/94)	15

MOST 3-POINT FGS ATTEMPTED

1. Fairfield (12/18/16)	42
2. UNC Greensboro (1/2/07)	36
3. Wofford (11/10/06)	35

HIGHEST 3-POINT FG PCT

1. UNC Asheville	.889	8-9
2. UNC Greensboro	.750	6-8
3. Maryland (1/30/03)	.727	8-11
4. Wake Forest (3/2/91)	.700	7-10
5. Kansas (12/8/93)	.692	9-13

MOST REBOUNDS

1. Utah (12/31/65)	71
2. Canisius (3/12/56)	66
3. Virginia Tech (12/12/70)	64

MOST ASSISTS

1. Georgia Tech (1/27/93)	31
2. Georgia Tech (2/29/92)	30
Kansas (1/5/91)	30
North Carolina (2/6/91)	30
5. North Carolina (2/5/87)	29

MOST TURNOVERS

1. Atlantic Christian (12/1/72)	39
2. Clemson (1/12/74)	38
Appalachian State (11/27/72)	38
4. Vermont (11/30/87)	37
5. Biscayne (1/4/78)	35

MOST FOULS

1. West Virginia (3/17/97)	41
2. Virginia Tech (12/12/70)	39
3. Florida State (1/28/98)	38

SINGLE GAME - INDIVIDUAL

FIELD GOALS

18 Ernest Graham (MD), 12/20/78
17 John Lucas (MD), 1/28/71
17 John Gerdy (Davidson), 2/9/77
15 Chris Dobbs (Davidson), 2/7/77

FREE THROWS (SINCE 1973)

19 Jeremy Ingram (NC Central), 11/20/13
18 Jim Spanarkel (Duke), 2/15/78
17 Mike Gminski (Duke), 1/2/79

FTS ATTEMPTED (SINCE 1973)

22 Jim Spanarkel (Duke), 2/15/78
21 Vernon Maxwell (Florida), 3/13/87
21 Jeremy Ingram (NC Central), 11/20/13

3-POINT FIELD GOALS

11 Terry Brown (Kansas), 1/5/91
9 John Gillon (Syracuse), 2/1/17
8 Garrison Mathews (Lipscomb), 3/27/19
8 Kendall Toney (UNCG), 1/2/07

3-POINT FIELD GOAL ATTEMPTS

17 Terry Brown (Kansas), 1/5/91
16 Will Whittington (Marist), 3/16/07
15 Stephen Curry (Davidson), 12/21/07
15 Walt Williams (Maryland), 2/13/92

3-POINT FIELD GOAL PCT

(min. 5 attempts)

1.000 (5-5) Greg Gurley (Kansas), 12/8/93
1.000 (5-5) Keith Adkins (UNCW), 12/1/92

REBOUNDS

24 Allen Bristow (Va. Tech), 12/12/70
21 Ralph Sampson (Virginia), 1/12/83
20 Tim Duncan (Wake Forest), 12/7/96
20 Brian Shaw (UCSB), 12/23/87
20 William Franklin (Purdue), 12/10/71

ASSISTS

16 Brian Ellerbe (Rutgers), 12/27/84
15 Greivis Vasquez (Maryland), 2/9/08
15 Bobby Hurley (Duke), 2/21/93
14 John Crotty (Virginia), 1/29/91

STEALS


7 Sean Singletary (Virginia), 2/24/08
7 Frederick Lockett (Ark-Pine Bluff), 12/31/96
6 11 Players Tied

BLOCKED SHOTS

10 Jeff Withey (Kansas), 3/23/12
9 Sean Williams (Boston Coll.), 2/25/06
9 Mike Gminski (Duke), 2/15/78
7 4 Players (last R. Christmas, SU), 2/15/14

OPPONENT SINGLE-GAME SCORING RECORDS

Rk	Player, School (Date)	Pts	Site	NCSU Result
1.	John Mengelt, Auburn (12/5/70)	45	H	L, 95-91
2.	Garrison Mathews, Lipscomb (3/27/19)	44	H	L, 93-94
	Ernest Graham, Maryland (12/20/78)	44	A	L, 124-110
4.	John Gillon, Syracuse (2/1/17)	43	H	L, 100-93 (ot)
5.	Terry Brown, Kansas (1/5/91)	42	A	L, 105-94
6.	John Roche, South Carolina (2/17/71)	41	A	L, 79-63
7.	Tate Armstrong, Duke (2/18/76)	40	A	W, 96-95
	Loyd King, Virginia Tech (12/12/70)	40	H	W, 94-87
9.	Jeff Lamp, Virginia (1/27/79)	38	H	W, 87-67
10.	Tiras Wade, UL-Lafayette (12/15/04)	37	H	W, 78-72
	George Gilmore, Chaminade (12/29/91)	37	N	W, 93-89
	John Roche, Davidson (2/27/91)	37	H	L, 82-68
	John Gerdy, Davidson (12/7/77)	37	H	W, 104-94
14.	David Robinson, Navy (11/22/86)	36	N	W, 84-80
15.	Marcus Paige, North Carolina (2/26/14)	35	H	L, 85-84
	J.J. Redick, Duke (3/12/05)	35	N	L, 76-69
	Chris Dobbs, Davidson (12/7/77)	35	H	W, 104-94



Len Elmore (left) and Tommy Burleson went head-to-head for the 1974 ACC Tournament crown. Considered the best championship game ever played, the Pack prevailed 103-100, despite the Terps setting an opponent record for field goals made with 47.



OVERALL

Date	Opponent	Site	Score	Mar.
11/27/72	Appalachian State (8)	H	130-53	+77
12/1/72	Atlantic Christian (8)	H	110-40	+70
12/8/47	Chatham	H	100-35	+65
1/12/73	Lehigh (3)	H	115-53	+62
1/26/48	Hampden-Sydney	A	98-36	+62
12/1/98	Army	H	94-33	+61
1/3/77	North Carolina A&T	H	107-46	+61
12/8/69	Atlantic Christian	H	139-78	+61
11/28/50	Furman	H	102-41	+61
12/31/96	Arkansas-Pine Bluff	H	83-23	+60
1/23/48	High Point	H	110-50	+60
1/2/68	Atlantic Christian	H	111-52	+59
1/6/77	Western Carolina	H	107-49	+58
1/9/75	Western Carolina (4)	H	119-61	+58
12/5/53	Davidson	H	99-41	+58
12/5/74	Buffalo State (1)	H	144-88	+56
11/26/04	Campbell	H	99-44	+55
11/28/90	Charleston Southern	H	135-80	+55
12/7/73	Vermont (2)	H	97-42	+55
2/20/54	Clemson	H	113-59	+54
2/21/66	Furman	H	130-77	+53
12/22/17	Jacksonville	H	116-64	+52
11/13/19	UNC Asheville	H	100-49	+51
11/18/98	Campbell	H	87-36	+51
12/6/75	UNC Asheville (13)	A	111-60	+51
11/6/19	Mount St. Mary's	H	105-55	+50
1/7/97	UT-Pan American	H	75-25	+50

HOME

Date	Opponent	Site	Score	Mar.
11/27/72	Appalachian State	H	130-53	+77
12/1/72	Atlantic Christian	H	110-40	+70
12/8/47	Chatham	H	100-35	+65
1/12/73	Lehigh	H	115-53	+62
12/1/98	Army	H	94-33	+61
1/3/77	North Carolina A&T	H	107-46	+61
12/8/69	Atlantic Christian	H	139-78	+61
12/28/50	Furman	H	102-41	+61
12/31/96	Arkansas-Pine Bluff	H	83-23	+60
1/23/48	High Point	H	110-50	+60

IN PNC ARENA

Date	Opponent	Score	Mar.
11/26/04	Campbell	H 99-44	+55
12/22/17	Jacksonville	H 116-64	+52
11/13/19	UNC Asheville	H 100-49	+51
11/6/19	Mount St. Mary's	H 105-55	+50
11/10/19	Maryland Eastern Shore	H 95-49	+46
11/14/01	Prairie View A&M	H 95-51	+44
12/16/00	New Hampshire	H 103-59	+44
12/21/02	Fairleigh Dickinson	H 104-65	+39
11/9/12	Miami (Ohio) (6)	H 97-59	+38
12/15/01	UNC Asheville	H 92-54	+38
12/5/01	Wofford	H 80-42	+38
11/25/00	Charleston Southern	H 89-51	+38
11/20/14	Jacksonville	H 79-43	+36
11/10/17	VCU	H 102-67	+35
11/14/14	Jackson State	H 93-58	+35
1/30/10	NC Central	H 77-42	+35
12/17/99	Liberty	H 85-50	+35

AWAY

Date	Opponent	Site	Score	Mar.
1/26/48	Hampden-Sydney	A	98-36	+62
12/6/75	UNC Asheville (13)	A	111-60	+51
2/22/54	Davidson	A	101-54	+47
1/10/48	Furman	A	95-49	+46
12/3/74	UNC Asheville (1)	A	111-68	+43
2/25/48	VMI	A	90-47	+43
11/23/90	Florida International	A	120-79	+41
2/19/49	North Carolina (18)	A	79-39	+40
12/14/54	Clemson (4)	A	112-72	+40
2/17/53	Washington & Lee (15)	A	108-69	+39
1/14/12	Wake Forest	A	76-40	+36

DOUBLE DIGIT HALFTIME COMEBACKS

Date	Half	Diff.	Opponent	Final
1/26/74	39-49	-10	at Purdue	86-81
12/6/79	18-29	-11	Appalachian St.	59-53
2/20/85	31-41	-10	at Duke	70-66
2/23/85	25-37	-12	at Virginia	57-55
1/13/91	38-50	-12	Ga. Tech	90-83
12/23/14	22-37	-15	Louisiana Tech	73-65
2/23/91	32-47	-15	Virginia	83-76
12/19/92	25-42	-17	Oregon St.	69-68
2/24/02	36-46	-10	North Carolina	98-76
3/15/02	18-30	-12	vs. Michigan St.	69-58
2/4/04	30-46	-16	Wake Forest	73-68
3/9/07	26-40	-14	vs. Virginia	79-71
12/5/09	25-36	-11	at Marquette	77-73
12/16/10	21-34	-13	Youngstown St.	67-50
11/21/11	33-43	-10	vs. Texas	77-74
12/23/14	21-36	-15	vs. Louisiana Tech	73-65
3/13/19	26-42	-16	vs. Clemson	59-58

ACC HOME

Date	Opponent	Site	Score	Mar.
2/20/54	Clemson	H	113-59	+54
1/31/56	Virginia (4)	H	99-54	+45
2/14/01	Clemson	H	85-51	+34
2/2/60	Virginia	H	87-53	+34
2/5/55	Clemson (6)	H	119-85	+34
1/31/70	Clemson (8)	H	119-87	+32
2/8/58	South Carolina (9)	H	86-55	+31
2/16/02	Clemson (24)	H	83-54	+29
12/7/74	Virginia (1)	H	101-72	+29



C.J. Leslie scored 17 points and the Pack made 33 foul shots as NC State posted a 77-74 comeback victory over Texas in 2011-12.

ACC ROAD

Date	Opponent	Site	Score	Mar.
12/14/54	Clemson (4)	A	112-72	+40
1/14/12	Wake Forest	A	76-40	+36
12/15/54	South Carolina	A	91-62	+29
3/9/19	Boston College	A	73-47	+26
2/13/11	Wake Forest	A	80-55	+25
1/27/75	Duke (5)	A	95-51	+24
2/21/73	Duke (2)	A	74-50	+24
2/17/73	Wake Forest (2)	A	81-59	+22
2/14/09	Georgia Tech	A	86-65	+21
1/17/74	Virginia (3)	A	90-70	+20
2/7/62	Virginia	A	88-68	+20
3/5/00	¹⁷ Florida State (10)	A	70-51	+19
12/7/54	¹⁰ Wake Forest (17)	A	100-81	+19

ACC TOURNAMENT

Date	Opponent	Site	Score	Mar.
3/4/65	Virginia	N1	106-69	+37
3/3/55	Clemson (5)	N1	101-76	+25
3/7/59	⁹ North Carolina (10)	N1	80-56	+24
3/8/12	Boston College	N5	78-57	+21
3/8/74	Virginia (1)	N2	87-66	+21
3/8/02	Virginia	N3	92-72	+20
3/15/13	Virginia	N2	75-56	+19
3/14/13	Virginia Tech	N2	80-63	+17
3/11/05	³ Wake Forest	N4	81-65	+16
3/10/05	Florida State	N4	70-54	+16
3/3/60	Maryland	N1	74-58	+16
3/7/96	Florida State	N2	80-65	+15
3/5/99	Wake Forest	N3	66-52	+14
3/6/97	Georgia Tech	N2	60-46	+14
3/8/91	Georgia Tech	N3	82-68	+14

N1 - Raleigh, N.C.; N2 - Greensboro, N.C.; N3 - Charlotte, N.C.; N4 - Washington, D.C.; N5 - Atlanta, Ga.

VS. RANKED TEAMS

Date	Opponent	Site	Score	Mar.
3/14/91	²⁵ Southern Miss	N	114-85	+29
3/16/74	¹³ Pittsburgh (1)	N	100-72	+28
1/4/17	²¹ Virginia Tech	H	104-78	+26
3/7/59	⁵ North Carolina (10)	N1	80-56	+24
2/25/18	²⁶ Florida State	H	92-72	+20
12/7/54	¹⁰ Wake Forest (17)	A	100-81	+19
1/10/06	¹⁸ Boston College (15)	A	78-60	+18
3/11/05	³ Wake Forest	N4	81-65	+16
1/20/10	⁷ Duke	H	88-74	+14
3/14/74	⁵ Providence (1)	N	92-78	+14

POSTSEASON

Date	Opponent	Tourn	Score	Mar.
3/14/91	²⁵ Southern Miss	NCAA	114-85	+29
3/16/74	¹³ Pittsburgh (1)	NCAA	100-72	+28
3/23/00	Mississippi	NIT	77-54	+23
3/13/65	St. Joseph's	NCAA	103-81	+22
3/11/98	Kansas State	NIT	59-39	+20
3/14/70	Niagara	NCAA	108-88	+20
3/16/12	San Diego State	NCAA	79-65	+14
3/14/74	⁵ Providence (1)	NCAA	92-78	+14
3/24/50	Holy Cross	NCAA	87-74	+13
3/18/05	Charlotte	NCAA	75-63	+12
3/10/78	South Carolina	NIT	82-70	+12
3/25/74	³ Marquette (1)	NCAA	76-64	+12
3/28/50	Baylor	NCAA	53-41	+12

Opponent AP ranking listed before; NC State AP ranking in parenthesis



OVERALL RECORD: 72-56

Table with columns: Date, Site, Seed, Opponent (Seed), W/L, Score, Margin. Lists game results from 1954 to 1994.

ACC CHAMPIONSHIPS

Table with columns: Year, Site, Championship Game. Lists ACC championship games from 1954 to 1987.

VS. OPPONENTS

Table listing record against various opponents like Boston College, Clemson, Duke, Florida St., Georgia Tech, etc.

NC STATE RECORD BY ROUND, SEED, SITE

Table showing records by round (First Round, Second Round, etc.), seed (#1 seed, #2 seed, etc.), and site (Raleigh, Greensboro, etc.).

ACC TOURNAMENT MVP

Table listing MVP winners: Ronnie Shavlik (1955), Tommy Burleson (1973), Vic Molodet (1956), Tommy Burleson (1974), Lou Pucillo (1959), Sidney Lowe (1983), Larry Worsley (1965*), Vinny Del Negro (1987), Vann Williford (1970).

*Renamed the Everett Case Award in 1965.



Date	Site	Seed	Opponent (Seed)	W/L	Score	Margin
3/9/95	Greensboro, N.C.	8	Duke (9)	L	70-83	-13
3/7/96	Greensboro, N.C.	9	Florida State (8)	W	80-65	+15
3/8/96	Greensboro, N.C.	9	Georgia Tech (1)	L	73-88	-15
3/6/97	Greensboro, N.C.	8	Georgia Tech (9)	W	60-46	+14
3/7/97	Greensboro, N.C.	8	Duke (1)	W	66-60	+6
3/8/97	Greensboro, N.C.	8	Maryland (5)	W	65-58	+7
3/9/97	Greensboro, N.C.	8	North Carolina (3)	L	54-64	-10
3/5/98	Greensboro, N.C.	8	Florida State (7)	W	65-63	+2
3/6/98	Greensboro, N.C.	8	North Carolina (2)	L	46-73	-27
3/5/99	Charlotte, N.C.	5	Wake Forest (4)	W	66-52	+14
3/6/99	Charlotte, N.C.	5	Duke (1)	L	68-83	-15
3/10/00	Charlotte, N.C.	6	Virginia (3)	W	76-65	+11
3/11/00	Charlotte, N.C.	6	Maryland (2)	L	61-64	-3
3/9/01	Atlanta, Ga.	7	Duke (2)	L	61-76	-15
3/8/02	Charlotte, N.C.	4	Virginia (5)	W	92-72	+20
3/9/02	Charlotte, N.C.	4	Maryland (1)	W	86-82	+4
3/10/02	Charlotte, N.C.	4	Duke (2)	L	61-91	-30
3/14/03	Greensboro, N.C.	4	Georgia Tech (5)	W	71-65	+6
3/15/03	Greensboro, N.C.	4	Wake Forest (1)	W	87-83	+4
3/16/03	Greensboro, N.C.	4	Duke (3)	L	77-84	-7
3/12/04	Greensboro, N.C.	2	Florida State (7)	W	78-71	+7
3/13/04	Greensboro, N.C.	2	Maryland (6)	L	82-85	-3
3/10/05	Washington, D.C.	7	Florida State (10)	W	70-54	+16
3/11/05	Washington, D.C.	7	Wake Forest (2)	W	81-65	+14
3/12/05	Washington, D.C.	7	Duke (3)	L	69-76	-7
3/10/06	Greensboro, N.C.	4	Wake Forest (12)	L	71-82	-11
3/8/07	Tampa, Fla.	10	Duke (7)	W	85-80 (ot)	+5
3/9/07	Tampa, Fla.	10	Virginia (2)	W	79-71	+8
3/10/07	Tampa, Fla.	10	Virginia Tech (3)	W	72-64	+8
3/11/07	Tampa, Fla.	10	North Carolina (1)	L	80-89	-9
3/13/08	Charlotte, N.C.	12	Miami (5)	L	50-63	-13
3/12/09	Atlanta, Ga.	10	Maryland (7)	L	69-74	-5
3/11/10	Greensboro, N.C.	11	Clemson (6)	W	59-57	+2
3/12/10	Greensboro, N.C.	11	Florida State (3)	W	58-52	+6
3/13/10	Greensboro, N.C.	11	Georgia Tech (7)	L	54-57	-3
3/10/11	Greensboro, N.C.	10	Maryland (7)	L	67-75	-8
3/8/12	Atlanta, Ga.	5	Boston College (12)	W	78-57	+21
3/9/12	Atlanta, Ga.	5	Virginia (4)	W	67-64	+3
3/10/12	Atlanta, Ga.	5	North Carolina (1)	L	67-69	-2
3/14/13	Greensboro, N.C.	5	Virginia Tech (12)	W	80-63	+17
3/15/13	Greensboro, N.C.	5	Virginia (4)	W	75-56	+19
3/16/13	Greensboro, N.C.	5	Miami (1)	L	71-81	-10
3/13/14	Greensboro, N.C.	7	Miami (10)	W	67-58	+9
3/14/14	Greensboro, N.C.	7	Syracuse (2)	W	66-63	+3
3/15/14	Greensboro, N.C.	7	Duke (3)	L	67-75	-8
3/11/15	Greensboro, N.C.	7	Pittsburgh (10)	W	81-70	+11
3/12/15	Greensboro, N.C.	7	Duke (2)	L	53-77	-24
3/8/16	Washington, D.C.	12	Wake Forest (13)	W	75-72	+3
3/9/16	Washington, D.C.	12	Duke (5)	L	89-92	-3
3/7/17	Brooklyn, N.Y.	13	Clemson (12)	L	61-75	-14
3/7/18	Brooklyn, N.Y.	5	Boston College (12)	L	87-91	-4
3/13/19	Charlotte, N.C.	8	Clemson (9)	W	59-58	+1
3/14/19	Charlotte, N.C.	8	Virginia (1)	L	56-76	-20

NC STATE ACC TOURNAMENT SINGLE-GAME RECORDS

TEAM HIGHS

Points: 108 vs. Maryland (1978)
FGs Attempted: 102 vs. Maryland (1978)
FGs Made: 45 vs. Virginia (1965); vs. Maryland (1978)
Field Goal Pct.: .610 (25-41) vs. Virginia (2000)
3pt FGs Attempted: 28 vs. Duke (1995)
3pt FGs Made: 13 vs. Virginia (2002)
3pt Field Goal Pct.: .722 (13-18) vs. Virginia (2002)
FTs Attempted: 51 vs. Florida State (1996)
FTs Made: 37 vs. Duke (1956)
FT Pct.: 1.000 (22-22) vs. Maryland (1965); (14-14) vs. North Carolina (1987)
Rebounds: 67 vs. Clemson (1955)
Assists: 22 vs. Clemson (1988), Maryland (2002)

TEAM LOWS

Fewest Points: 12 vs. Duke (1968)
Fewest FGs Attempted: 13 vs. Duke (1968)
Fewest FGs Made: 4 vs. Duke (1968)
Lowest FG Pct.: .268 (15-56) vs. Clemson (1962)
Fewest Assists: 0 vs. Duke, 1968
Fewest Rebounds: 12 vs. Duke (1968)
Fewest FTs Att.: 5 vs. Duke (1963); vs. Maryland (1973)
Fewest FTs Made: 4 vs. Duke (1968); vs. Maryland (1973); vs. North Carolina (1977)
Lowest FT Pct.: .389 (7-18) vs. Virginia (1976)
Fewest 3pt FGs Attempted: 3 vs. Clemson (1988)
Fewest 3pt FGs Made: 1 vs. Clemson (1988)
Lowest 3pt FG Pct.: .118 (2-17) vs. Maryland (2011)

INDIVIDUAL

Points: 38, Tommy Burleson vs. Maryland (1974); David Thompson vs. Virginia (1975)
FGs Made: 18, Tommy Burleson vs. Maryland (1974)
FGs Attempted: 27, Vann Williford vs. Wake Forest (1969)
Field Goal %: 1.000, Art Jones (7-7) vs. Maryland; Mike Gioni (5-5) vs. North Carolina (1987)
Free Throws Made: 13, Julius Hodge vs. Maryland (2004)
Free Throws Attempted: 17, Tiny Pinder vs. Virginia (1979)
Free Throw Percentage: 1.000, Tommy Mattocks (9-9) vs. South Carolina (1966); Vinny Del Negro (9-9) vs. Duke (1987); Ilian Evtimov (8-8) vs. Florida State (2004); Gavin Grant (11-11) vs. Virginia Tech (2007); Dennis Horner (8-8) vs. Maryland (2009); Cat Barber (12-12) vs. Pittsburgh (2015)
3pt FGs Made: 7, Scott Wood vs. Virginia (2013)
3pt FGs Attempted: 12, Scott Wood vs. Virginia (2013)
Assists: 9, Phil DiNardo vs. Duke (1955); Herb Applebaum vs. Wake Forest (1954); Joe Cafferky vs. Duke (1972); Chris Corchiani vs. Georgia Tech (1991)
Blocked Shots: 6, Josh Powell vs. Georgia Tech (2003)
Steals: 9, Justin Gainey vs. Virginia (2000)
Rebounds: 23, John Richter vs. South Carolina (1959)
Minutes Played: 50, Rick Anheuser vs. South Carolina (1970); Paul Coder vs. South Carolina (1970); Joe Dunning vs. South Carolina (1970); Ed Leftwich vs. South Carolina (1970); Vann Williford vs. South Carolina (1970)



NC STATE TEAM RECORDS - SINGLE GAME

POINTS

Rk.	Opponent (Date)	Round	Site	Total
1.	Maryland (3/1/78)	Quarter	Greensboro, N.C.	108
2.	Virginia (3/4/65)	Quarter	Raleigh, N.C.	106
3.	Maryland (3/9/74)	Final	Greensboro, N.C.	103

FEWEST POINTS

1.	Duke (3/8/68)	Semi	Charlotte, N.C.	12
2.	Maryland (3/5/82)	Quarter	Greensboro, N.C.	40
3.	South Carolina (3/7/70)	Final	Charlotte, N.C.	42

VICTORY MARGIN

1.	Virginia (3/4/65)	Quarter	Raleigh, N.C.	37
2.	North Carolina (3/7/59)	Final	Raleigh, N.C.	24
3.	Boston College (3/8/12)	1st Rd.	Atlanta, Ga.	21
	Virginia (3/8/74)	Semi	Greensboro, N.C.	21

DEFEAT MARGIN

1.	Duke (3/10/02)	Final	Charlotte, N.C.	30
2.	North Carolina (3/6/98)	Final	Greensboro, N.C.	27
3.	Duke (3/12/15)	Quarter	Greensboro, N.C.	24

POINTS IN A LOSS

1.	Maryland (3/1/78)	Quarter	Greensboro, N.C.	108
2.	Boston College (3/7/18)	2nd Rd.	Brooklyn, N.Y.	87
3.	Maryland (3/13/04)	Semi	Greensboro, N.C.	82

FIELD GOALS

1.	Maryland (3/1/78)	Quarter	Greensboro, N.C.	45
	Virginia (3/4/65)	Quarter	Raleigh, N.C.	45
3.	Maryland (3/9/74)	Final	Greensboro, N.C.	44

FEWEST FIELD GOALS

1.	Duke (3/8/68)	Semi	Charlotte, N.C.	4
2.	Maryland (3/5/82)	Quarter	Greensboro, N.C.	9
3.	North Carolina (3/6/98)	Final	Greensboro, N.C.	13

FIELD GOAL ATTEMPTS

1.	Maryland (3/1/78)	Quarter	Greensboro, N.C.	102
2.	Clemson (3/3/55)	Quarter	Raleigh, N.C.	97
3.	South Carolina (3/2/61)	Quarter	Raleigh, N.C.	85

FEWEST FIELD GOAL ATTEMPTS

1.	Duke (3/8/68)	Semi	Charlotte, N.C.	13
2.	Virginia Tech (3/10/07)	Semi	Tampa, Fla.	21
	Maryland (3/5/82)	Quarter	Greensboro, N.C.	21

FIELD GOAL PERCENTAGE

1.	Virginia (3/10/00)	Quarter	Charlotte, N.C.	.610 (25-41)
2.	Duke (3/8/07)	1st Rd.	Tampa, Fla.	.608 (31-51)
3.	Virginia (3/8/02)	Quarter	Charlotte, N.C.	.604 (29-48)

LOWEST FIELD GOAL PERCENTAGE

1.	Clemson (3/1/62)	Quarter	Raleigh, N.C.	.268 (15-56)
2.	North Carolina (3/6/98)	Final	Greensboro, N.C.	.283 (13-46)
3.	North Carolina (3/9/68)	Final	Charlotte, N.C.	.293 (17-58)

POINTS/HALF

1.	Virginia (3/4/65)	Quarter	Raleigh, N.C.	63
2.	Virginia (3/8/74)	Semi	Greensboro, N.C.	58
3.	Boston College (3/7/18)	2nd Rd.	Brooklyn, N.Y.	56

FEWEST POINTS/HALF

1.	Duke (3/8/68)	Semi	Charlotte, N.C.	2
2.	Duke (3/8/68)	Semi	Charlotte, N.C.	10
3.	Maryland (3/5/82)	Quarter	Greensboro, N.C.	13
	North Carolina (3/4/54)	Quarter	Raleigh, N.C.	13

FREE THROWS

1.	Duke (3/2/56)	Semi	Raleigh, N.C.	37
2.	Duke (3/5/55)	Final	Raleigh, N.C.	33
3.	Virginia (3/1/79)	Quarter	Greensboro, N.C.	32

FEWEST FREE THROWS

1.	North Carolina (3/9/97)	Final	Greensboro, N.C.	4
	North Carolina (3/4/77)	Semi	Greensboro, N.C.	4
	Maryland (3/10/73)	Final	Greensboro, N.C.	4
	Duke (3/8/68)	Semi	Charlotte, N.C.	4

FREE THROW ATTEMPTS

1.	Florida State (3/7/96)	1st Rd.	Greensboro, N.C.	51
	Duke (3/5/54)	Semi	Raleigh, N.C.	51
3.	Duke (3/5/55)	Final	Raleigh, N.C.	43

FEWEST FREE THROW ATTEMPTS

1.	North Carolina (3/9/97)	Final	Greensboro, N.C.	5
	Maryland (3/10/73)	Final	Greensboro, N.C.	5
	Duke (3/1/63)	Semi	Raleigh, N.C.	5

FREE THROW PERCENTAGE

1.	North Carolina (3/8/87)	Final	Landover, Md.	1.000 (14-14)
	North Carolina (3/6/82)	Semi	Greensboro, N.C.	1.000 (6-6)
	Maryland (3/5/65)	Semi	Raleigh, N.C.	1.000 (22-22)
	Duke (3/1/63)	Semi	Raleigh, N.C.	1.000 (5-5)

LOWEST FREE THROW PERCENTAGE

1.	North Carolina (3/9/85)	Semi	Atlanta, Ga.	.417 (5-12)
2.	Virginia (3/9/12)	Quarter	Atlanta, Ga.	.444 (8-18)
	North Carolina (3/4/77)	Semi	Greensboro, N.C.	.444 (4-9)
	Duke (3/8/68)	Semi	Charlotte, N.C.	.444 (4-9)

3-POINT FIELD GOALS

1.	Virginia (3/8/02)	Quarter	Charlotte, N.C.	13
2.	Florida State (3/13/92)	Quarter	Charlotte, N.C.	12
	Virginia (3/13/83)	Final	Atlanta, Ga.	12

FEWEST 3-POINT FIELD GOALS

1.	Clemson (3/11/88)	Quarter	Greensboro, N.C.	1
2.	Five Times			2

3-POINT ATTEMPTS

1.	Florida State (3/13/92)	Quarter	Charlotte, N.C.	33
2.	Wake Forest (3/10/06)	Quarter	Greensboro, N.C.	29
3.	Duke (3/9/95)	1st Rd.	Charlotte, N.C.	28

FEWEST 3-POINT ATTEMPTS

1.	Clemson (3/11/88)	Quarter	Greensboro, N.C.	3
2.	North Carolina (3/8/87)	Final	Landover, Md.	6
	Duke (3/6/87)	Quarter	Landover, Md.	6

3-POINT PERCENTAGE

1.	Virginia (3/8/02)	Quarter	Charlotte, N.C.	.722 (13-18)
2.	Duke (3/12/88)	Semi	Greensboro, N.C.	.625 (5-8)
3.	Virginia (3/13/83)	Final	Atlanta, Ga.	.545 (12-22)

LOWEST 3-POINT PERCENTAGE

1.	Maryland (3/10/11)	1st Rd.	Greensboro, N.C.	.118 (2-17)
2.	Miami (3/13/08)	1st Rd.	Charlotte, N.C.	.133 (2-15)
3.	Virginia (3/14/19)	Quarter	Charlotte, N.C.	.150 (3-20)

REBOUNDS

1.	Clemson (3/3/55)	Quarter	Raleigh, N.C.	67
2.	South Carolina (3/2/61)	Quarter	Raleigh, N.C.	63
	South Carolina (3/5/59)	Quarter	Raleigh, N.C.	63
	Duke (3/5/55)	Final	Raleigh, N.C.	63

FEWEST REBOUNDS

1.	Duke (3/8/68)	Semi	Charlotte, N.C.	14
2.	Maryland (3/8/97)	Semi	Greensboro, N.C.	20
3.	North Carolina (3/9/97)	Final	Greensboro, N.C.	21

REBOUND MARGIN

1.	South Carolina (3/2/61)	Quarter	Raleigh, N.C.	23
	Wake Forest (3/3/56)	Final	Raleigh, N.C.	23
3.	North Carolina (3/7/59)	Final	Raleigh, N.C.	22



ASSISTS

1. Maryland (3/9/02)	Semi	Charlotte, N.C.	22
Clemson (3/11/88)	Quarter	Greensboro, N.C.	22
3. Florida State (3/13/92)	Quarter	Charlotte, N.C.	21

FEWEST ASSISTS

1. Duke (3/8/68)	Semi	Charlotte, N.C.	0
2. South Carolina (3/4/66)	Semi	Raleigh, N.C.	3
3. Duke (3/5/66)	Final	Raleigh, N.C.	4

BLOCKED SHOTS

1. Georgia Tech (3/14/03)	Quarter	Greensboro, N.C.	10
2. Maryland (3/5/82)	Quarter	Greensboro, N.C.	6
3. Miami (3/16/13)	Semi	Greensboro, N.C.	5
Wake Forest (3/11/05)	Quarter	Washington, D.C.	5
Georgia Tech (3/8/91)	Quarter	Charlotte, N.C.	5

STEALS

1. Florida State (3/5/98)	Semi	Greensboro, N.C.	13
Florida State (3/7/96)	1st Rd.	Greensboro, N.C.	13
3. Maryland (3/3/77)	Quarter	Greensboro, N.C.	12

FOULS

1. Virginia (3/4/65)	Quarter	Raleigh, N.C.	32
2. Duke (2/28/80)	Quarter	Greensboro, N.C.	31
3. Virginia (3/1/79)	Quarter	Greensboro, N.C.	29
Virginia (3/4/76)	Quarter	Landover, Md.	29
North Carolina (3/9/68)	Final	Charlotte, N.C.	29

OPPONENT TEAM RECORDS - SINGLE GAME

POINTS

Rk.	Opponent (Date)	Round	Site	Total
1.	Maryland (3/1/78)	Quarter	Greensboro, N.C.	109
2.	Maryland (3/9/74)	Final	Greensboro, N.C.	100
3.	Florida State (3/13/92)	Quarter	Charlotte, N.C.	93
	Duke (3/9/91)	Semi	Charlotte, N.C.	93

FIELD GOALS

1. Maryland (3/9/74)	Final	Greensboro, N.C.	47
2. Maryland (3/1/78)	Quarter	Greensboro, N.C.	43
3. Florida State (3/13/92)	Quarter	Charlotte, N.C.	39

FIELD GOAL ATTEMPTS

1. Duke (3/5/55)	Final	Raleigh, N.C.	102
2. Duke (3/2/56)	Semi	Raleigh, N.C.	86
3. Clemson (3/3/55)	Quarter	Raleigh, N.C.	83

FIELD GOAL PERCENTAGE

1. Duke (3/10/02)	Final	Charlotte, N.C.	.635 (33-52)
2. Florida State (3/13/92)	Quarter	Charlotte, N.C.	.639 (39-61)
3. Duke (3/9/91)	Semi	Charlotte, N.C.	.618 (34-55)

FREE THROWS

1. Wake Forest (3/4/60)	Semi	Raleigh, N.C.	37
2. Duke (2/28/80)	Quarter	Greensboro, N.C.	34
3. Clemson (3/1/56)	Quarter	Raleigh, N.C.	30

FREE THROW ATTEMPTS

1. Wake Forest (3/4/60)	Semi	Raleigh, N.C.	47
2. Duke (3/2/56)	Semi	Raleigh, N.C.	41
3. Duke (2/28/80)	Quarter	Greensboro, N.C.	40

FREE THROW PERCENTAGE

1. North Carolina (3/11/07)	Final	Tampa, Fla.	.958 (23-24)
2. South Carolina (3/4/66)	Semi	Raleigh, N.C.	.947 (18-19)
3. Maryland (3/9/02)	Semi	Charlotte, N.C.	.870 (20-23)

3-POINT FIELD GOALS

1. Duke (3/12/05)	Semi	Washington, D.C.	11
Florida State (3/12/04)	Quarter	Greensboro, N.C.	11
3. Virginia (3/14/19)	Quarter	Charlotte, N.C.	10

3-POINT FIELD GOAL ATTEMPTS

1. Florida State (3/7/96)	1st Rd.	Greensboro, N.C.	25
2. Clemson (3/13/19)	2nd Rd.	Charlotte, N.C.	23
Boston College (3/8/12)	1st Rd.	Atlanta, Ga.	23
Duke (3/8/07)	1st Rd.	Tampa, Fla.	23
Duke (3/12/05)	Semi	Washington, D.C.	23
Florida State (3/12/04)	Quarter	Greensboro, N.C.	23
Duke (3/16/03)	Final	Greensboro, N.C.	23

3-POINT FIELD GOAL PERCENTAGE

1. North Carolina (3/11/07)	Final	Tampa, Fla.	.600 (6-10)
2. Maryland (3/12/09)	1st Rd.	Atlanta, Ga.	.563 (9-16)
3. Georgia Tech (3/8/96)	Quarter	Greensboro, N.C.	.529 (9-17)

REBOUNDS

1. Clemson (3/1/62)	Quarter	Raleigh, N.C.	59
2. Duke (3/5/55)	Final	Raleigh, N.C.	58
3. Virginia (3/3/66)	Quarter	Raleigh, N.C.	55

ASSISTS

1. Duke (3/10/02)	Final	Charlotte, N.C.	24
2. Florida State (3/13/92)	Quarter	Charlotte, N.C.	23
3. Four Times			20

TURNOVERS


1. Maryland (3/1/78)	Quarter	Greensboro, N.C.	32
2. Virginia (3/4/76)	Quarter	Landover, Md.	29
3. Virginia (3/3/66)	Quarter	Raleigh, N.C.	24

BLOCKS

1. Maryland (3/11/00)	Semi	Charlotte, N.C.	8
Clemson (3/10/94)	1st Rd.	Charlotte, N.C.	8
3. Florida State (3/12/10)	Quarter	Greensboro, N.C.	7
Maryland (3/1/78)	Quarter	Greensboro, N.C.	7

STEALS

1. Miami (3/13/08)	1st Rd.	Charlotte, N.C.	11
Georgia Tech (3/14/03)	Quarter	Charlotte, N.C.	11
Duke (3/10/02)	Final	Charlotte, N.C.	11
Maryland (3/9/02)	Semi	Charlotte, N.C.	11



Both Bennie Bolton and Vinny Del Negro (MVP) were named to the 1987 ACC All-Tournament team, when the Wolfpack won its 10th ACC Tournament title.



NC STATE TEAM RECORDS - TOURNAMENT

POINTS

1.	2007 (4 games)	316
2.	1956 (3 games)	255
3.	1997 (4 games)	245

SCORING AVG (MIN. 2 GAMES)

1.	1974 (2 games)	95.0
2.	1965 (3 games)	91.0
	1955 (3 games)	91.0

FIELD GOALS MADE

1.	1965 (3 games)	109
2.	2007 (4 games)	106
3.	1975 (3 games)	100

FIELD GOALS ATTEMPTED

1.	1955 (3 games)	236
2.	1959 (3 games)	215
3.	1954 (3 games)	213

FIELD GOAL PCT (MIN. 2 GAMES)

1.	2007 (4 games)	.555 (106-191)
2.	1979 (2 games)	.544 (49-90)
3.	1974 (2 games)	.540 (81-150)

3-POINTERS MADE

1.	2002 (3 games)	30
2.	2005 (3 games)	26
	2003 (3 games)	26

3-POINTERS ATTEMPTED

1.	2005 (3 games)	71
2.	1997 (4 games)	70
3.	2002 (3 games)	61

3-POINT FG PCT (MIN. 2 GAMES)

1.	1988 (2 games)	.545 (6-11)
2.	2002 (3 games)	.492 (30-61)
3.	1991 (2 games)	.481 (13-27)

FREE THROWS MADE

1.	1956 (3 games)	81
2.	2007 (4 games)	80
3.	1955 (3 games)	79

FREE THROWS ATTEMPTED

1.	1954 (3 games)	110
2.	1956 (3 games)	106
3.	1955 (3 games)	106

FREE THROW PCT (MIN. 2 GAMES)

1.	2004 (2 games)	.818 (36-44)
2.	1963 (2 games)	.811 (30-37)
3.	1991 (2-games)	.804 (37-46)

REBOUNDS

1.	1955 (3 games)	185
2.	1959 (3 games)	169
3.	1956 (3 games)	164

REBOUND AVG (MIN. 2 GAMES)

1.	1955 (3 games)	61.7
2.	1959 (3 games)	56.3
3.	1956 (3 games)	54.7

ASSISTS

1.	2007 (4 games)	55
	2002 (3 games)	55
3.	2013 (3 games)	48

TURNOVERS

1.	2007 (4 games)	61
2.	2002 (3 games)	50
3.	2003 (3 games)	45

BLOCKS

1.	2003 (3 games)	15
2.	2013 (3 games)	10
	2005 (3 games)	10
4.	1982 (2 games)	9

STEALS

1.	2010 (3 games)	28
	1997 (4 games)	28
3.	2012 (3 games)	26

3-POINT FIELD GOALS

Rk.	Name	Opponent	Round	3FGM
1.	Scott Wood	Virginia (3/15/13)	Quarter	7
2.	Scott Wood	Miami (3/16/13)	Semi	6
	Scott Wood	Florida State (3/12/10)	Quarter	6
4.	6 Players Tied	(last A. Freeman 2018)	2nd. Rd.	5

3-POINT FIELD GOAL ATTEMPTS

Rk.	Name	Opponent	Round	3FGA
1.	Scott Wood	Virginia (3/15/13)	Quarter	12
	Ilian Evtimov	Florida State (3/10/05)	1st Rd.	11
3.	Scott Wood	Miami (3/16/13)	Semi	10
	Scott Wood	Florida State (3/12/10)	Quarter	10
	Cameron Bennerman	Wake Forest (3/10/06)	Quarter	10
	C.C. Harrison	North Carolina (3/6/98)	Quarter	10
	Danny Strong	Florida State (3/7/96)	1st Rd.	10

FREE THROWS

Rk.	Name	Opponent	Round	FTM
1.	Julius Hodge	Maryland (3/13/04)	Semi	13
2.	Tiny Pinder	Virginia (3/1/79)	Quarter	12
	David Thompson	Virginia (3/6/75)	Quarter	12

FREE THROW ATTEMPTS

Rk.	Name	Opponent	Round	FTA
1.	Tiny Pinder	Virginia (3/1/79)	Quarter	17
2.	Kenny Inge	Florida State (3/5/98)	Quarter	16
3.	J.J. Hickson	Miami (3/13/08)	1st Rd.	15
	Julius Hodge	Maryland (3/13/04)	Semi	15
	David Thompson	Virginia (3/6/75)	Quarter	15

REBOUNDS

Rk.	Name	Opponent	Round	Rebs.
1.	John Richter	South Carolina (3/5/59)	Quarter	23
2.	Kenny Carr	Maryland (3/3/77)	Quarter	21
	Ronnie Shavlik	Duke (3/5/55)	Finals	21

ASSISTS

Rk.	Name	Opponent	Round	Asts.
1.	Lorenzo Brown	Virginia Tech (3/14/13)	1st Rd.	12
2.	Chris Corchiani	Georgia Tech (3/8/91)	Quarter	9
	Joe Cafferky	Duke (3/9/72)	Quarter	9
	Herb Applebaum	Wake Forest (3/6/54)	Finals	9
	Phil DiNardo	Duke (3/5/55)	Finals	9

BLOCKS

Rk.	Name	Opponent	Round	Blks.
1.	Josh Powell	Georgia Tech (3/14/03)	Quarter	6
2.	Kevin Thompson	Georgia Tech (3/8/91)	Quarter	4
	Thurl Bailey	Maryland (3/5/82)	Quarter	4

STEALS

Rk.	Name	Opponent	Round	Stls.
1.	Justin Gainey	Virginia (3/10/00)	Quarter	9
2.	C.C. Harrison	Florida State (3/5/98)	Semi	6
3.	Lorenzo Brown	Boston College (3/8/12)	1st Rd.	5
	Javier Gonzalez	Florida State (3/12/10)	Quarter	5
	Ishua Benjamin	Duke (3/9/95)	1st Rd.	5

MINUTES

Rk.	Name	Opponent	Round	Mins.
1.	Rick Anheuser	South Carolina (3/7/70)	Finals	50
	Paul Coder	South Carolina (3/7/70)	Finals	50
	Joe Dunning	South Carolina (3/7/70)	Finals	50
	Ed Leftwich	South Carolina (3/7/70)	Finals	50
	Vann Williford	South Carolina (3/7/70)	Finals	50

NC STATE INDIVIDUAL RECORDS - SINGLE GAME

POINTS

Rk.	Name	Opponent	Round	Pts.
1.	David Thompson	Virginia (3/6/75)	Quarter	38
	Tommy Burleson	Maryland (3/9/74)	Final	38
3.	David Thompson	Virginia (3/8/74)	Semi	37

FIELD GOALS

Rk.	Name	Opponent	Round	FG
1.	Tommy Burleson	Maryland (3/9/74)	Final	18
2.	David Thompson	Virginia (3/8/74)	Semi	16
3.	Larry Worsley	Duke (3/6/65)	Final	14
	Lou Pucillo	South Carolina (3/6/58)	Quarter	14

FIELD GOAL ATTEMPTS

Rk.	Name	Opponent	Round	FGA
1.	Van Williford	Wake Forest (3/6/69)	Quarter	27
2.	David Thompson	Virginia (3/8/74)	Semi	26
3.	Hawkeye Whitney	Duke (2/28/80)	Quarter	24
	David Thompson	Maryland (3/9/74)	Finals	24
	Tommy Burleson	Duke (3/9/72)	Quarter	24

/// ACC TOURNAMENT STATS



Year (Seed)/Site	Date/Opponent	Result/Score	FG-FGA	Pct	3P-3PA	Pct.	FT-FTA	Pct	Off-Def	Tot	PF	A	TO	BS	ST	Pts
1954 (4) Raleigh, NC	North Carolina - 5	W, 52-51	19-61	.312	---	---	14-26	.538	---	32	22	6	---	---	---	52
	3/4/54		14-25	.560	---	---	23-34	.676	---	24	16	7	---	---	---	51
	Duke - 1	W, 79-75	25-74	.338	---	---	29-51	.569	---	47	17	12	---	---	---	79
	3/5/54		30-78	.385	---	---	15-25	.600	---	47	31	13	---	---	---	75
Wake Forest - 3	W, 82-80 ot	32-78	.410	---	---	18-33	.545	---	45	19	18	---	---	---	---	82
	3/6/54		30-61	.492	---	---	20-30	.667	---	27	21	19	---	---	---	80
1955 (1) Raleigh, NC	Clemson - 8	W, 101-76	39-97	.402	---	---	23-32	.719	---	67	17	12	---	---	---	101
	3/3/55		29-83	.349	---	---	18-30	.600	---	45	20	4	---	---	---	76
	Wake Forest - 4	W, 85-70	31-72	.431	---	---	23-31	.742	---	55	16	13	---	---	---	85
	3/4/55		26-61	.426	---	---	18-26	.692	---	31	17	11	---	---	---	70
Duke - 2	W, 87-77	27-64	.422	---	---	33-43	.767	---	63	18	15	---	---	---	---	87
	3/5/55		29-102	.284	---	---	19-32	.594	---	58	24	10	---	---	---	77
1956 (1) Raleigh, NC	Clemson - 8	W, 88-84	31-63	.492	---	---	26-39	.667	---	52	21	11	---	---	---	88
	3/1/56		27-81	.333	---	---	30-35	.857	---	45	22	8	---	---	---	84
	Duke - 4	W, 91-79	27-61	.443	---	---	37-42	.881	---	55	23	11	---	---	---	91
	3/2/56		23-86	.268	---	---	23-41	.561	---	42	23	8	---	---	---	79
Wake Forest - 3	W, 76-64	29-66	.439	---	---	18-25	.720	---	57	12	7	---	---	---	---	76
	3/3/56		26-73	.356	---	---	12-19	.632	---	34	16	16	---	---	---	64
1957 (5) Raleigh, NC	Wake Forest - 4	L, 57-66	21-48	.438	---	---	15-18	.833	---	34	20	10	---	---	---	57
	3/7/57		19-47	.404	---	---	28-37	.757	---	27	10	6	---	---	---	66
1958 (2) Raleigh, NC	South Carolina - 7	W, 66-61	26-66	.394	---	---	14-24	.583	---	43	13	7	---	---	---	66
	3/6/58		24-63	.381	---	---	13-16	.813	---	43	17	6	---	---	---	61
North Carolina - 3	L, 58-64	17-48	.354	---	---	24-31	.774	---	35	25	5	---	---	---	---	58
	3/7/58		20-46	.435	---	---	24-34	.706	---	34	19	6	---	---	---	64
1959 (1) Raleigh, NC	South Carolina - 8	W, 75-72 ot	27-79	.342	---	---	21-34	.618	---	63	23	13	---	---	---	75
	3/5/59		24-59	.407	---	---	24-33	.727	---	46	24	12	---	---	---	72
	Virginia - 5	W, 66-63	24-64	.375	---	---	18-26	.692	---	50	14	7	---	---	---	66
	3/6/59		25-72	.347	---	---	13-15	.867	---	46	19	5	---	---	---	63
North Carolina - 2	W, 80-56	31-72	.431	---	---	18-25	.720	---	56	23	9	---	---	---	---	80
	3/7/59		17-47	.362	---	---	22-34	.647	---	34	19	4	---	---	---	56
1960 (6) Raleigh, NC	Maryland - 3	W, 74-58	30-58	.517	---	---	14-23	.438	---	49	19	16	---	---	---	74
	3/3/60		18-62	.290	---	---	22-27	.814	---	33	17	3	---	---	---	58
	Wake Forest - 2	L, 66-71	19-61	.312	---	---	28-34	.824	---	48	29	10	---	---	---	66
3/1/60		17-55	.309	---	---	37-47	.787	---	35	23	2	---	---	---	---	71
	South Carolina - 6	L, 78-80	31-85	.365	---	---	16-24	.667	---	63	22	9	12	---	---	78
3/2/61		28-60	.467	---	---	24-33	.727	---	40	18	7	14	---	---	---	80
1962 (3) Raleigh, NC	Clemson - 6	L, 46-67	15-56	.268	---	---	16-27	.593	---	39	27	6	17	---	---	46
	3/1/62		25-49	.510	---	---	17-35	.486	---	59	20	8	18	---	---	67
1963 (5) Raleigh, NC	Clemson - 4	W, 79-78	27-61	.443	---	---	25-32	.781	---	42	24	6	11	---	---	79
	5/2/28/63		28-58	.483	---	---	22-32	.688	---	39	22	8	11	---	---	78
	Duke - 1	L, 65-82	30-58	.517	---	---	5-5	1.000	---	22	15	10	15	---	---	65
3/1/63		34-62	.548	---	---	14-19	.737	---	38	8	8	10	---	---	82	
1964 (8) Raleigh, NC	Duke - 1	L, 44-75	18-48	.375	---	---	8-13	.615	---	37	23	8	20	---	---	44
	3/5/64		28-57	.491	---	---	19-27	.704	---	35	12	7	6	---	---	75
1965 (2) Raleigh, NC	Virginia - 7	W, 106-69	45-80	.563	---	---	16-21	.762	---	52	32	20	19	---	---	106
	3/4/65		25-68	.368	---	---	19-43	.442	---	57	17	2	26	---	---	69
	Maryland - 3	W, 76-67	27-57	.473	---	---	22-22	1.000	---	29	20	10	10	---	---	76
	3/5/65		27-60	.450	---	---	13-18	.722	---	39	18	12	19	---	---	67
Duke - 1	W, 91-85	37-72	.514	---	---	17-27	.630	---	48	28	10	15	---	---	---	91
	3/6/65		30-64	.469	---	---	25-39	.641	---	46	22	6	14	---	---	85
1966 (2) Raleigh, NC	Virginia - 7	W, 86-77	35-69	.507	---	---	16-27	.593	---	41	11	12	12	---	---	86
	3/3/66		32-81	.395	---	---	13-17	.765	---	55	18	7	24	---	---	77
	South Carolina - 6	W, 75-62	25-44	.568	---	---	25-29	.862	---	25	20	3	12	---	---	75
	3/4/66		22-57	.386	---	---	18-19	.947	---	34	21	9	17	---	---	62
Duke - 1	L, 66-71	29-61	.475	---	---	8-11	.727	---	35	17	4	13	---	---	---	71
	3/5/66		29-68	.426	---	---	13-23	.565	---	49	11	3	14	---	---	66
1967 (8) Greenboro, NC	North Carolina - 1	L, 53-56	20-41	.488	---	---	13-16	.813	---	32	19	5	16	---	---	53
3/9/67		21-63	.333	---	---	14-23	.609	---	43	13	4	14	---	---	56	



/// ACC TOURNAMENT STATS

Year (Seed)/Site	Date/Opponent	Result/Score	FG-FGA	Pct	3P-3PA	Pct	FT-FTA	Pct	Off-Def	Tot	PF	A	TO	BS	ST	Pts
1968 (3)	Maryland - 6	W, 63-54	23-52	.442	---	---	17-26	.654	---	47	20	3	16	---	---	63
Charlotte, NC	3/8/68		19-60	.317	---	---	16-24	.667	---	40	20	8	11	---	---	54
	Duke - 2	W, 12-10	4-13	.308	---	---	4-9	.444	---	14	7	0	1	---	---	12
	3/8/68		2-11	.182	---	---	6-11	.545	---	14	8	0	4	---	---	10
	North Carolina - 1	L, 50-87	17-58	.293	---	---	16-32	.500	---	43	29	4	22	---	---	50
	3/9/68		30-67	.448	---	---	27-37	.730	---	61	23	8	15	---	---	87
1969 (4)	Wake Forest - 5	L, 73-81	29-70	.414	---	---	15-20	.750	---	42	24	10	---	---	---	73
Charlotte, NC	3/6/69		27-68	.397	---	---	27-33	.818	---	42	15	4	---	---	---	81
1970 (3)	Maryland - 6	W, 67-57	28-54	.519	---	---	11-24	.458	---	35	20	14	---	---	---	67
Charlotte, NC	3/5/70		21-59	.356	---	---	15-26	.577	---	42	19	7	---	---	---	57
	Virginia - 7	W, 67-66	27-56	.482	---	---	13-21	.619	---	32	19	11	---	---	---	67
	3/6/70		22-47	.468	---	---	22-27	.815	---	25	16	6	---	---	---	66
	South Carolina - 1	W, 42-39 2ot	16-41	.390	---	---	10-12	.833	---	23	14	8	---	---	---	42
	3/7/70		12-39	.308	---	---	15-19	.789	---	29	9	5	---	---	---	39
1971 (6)	Duke - 3	W, 68-61	26-56	.464	---	---	16-24	.667	---	36	8	8	10	---	---	68
Greensboro, NC	3/11/71		28-62	.452	---	---	5-10	.500	---	41	16	4	17	---	---	61
	South Carolina - 2	L, 56-69	21-48	.438	---	---	14-22	.636	---	35	23	8	15	---	---	56
	3/12/71		20-54	.370	---	---	29-33	.879	---	38	18	6	7	---	---	69
1972 (5)	Duke - 4	L, 60-73	26-69	.377	---	---	8-11	.727	---	36	23	19	10	---	---	60
Greensboro, NC	3/9/72		25-49	.510	---	---	23-30	.767	---	41	12	13	12	---	---	73
1973 (1)	Virginia - 5	W, 63-51	26-51	.510	---	---	11-17	.647	---	41	16	14	14	---	---	63
Greensboro, NC	3/9/73		23-61	.377	---	---	5-8	.625	---	31	19	6	12	---	---	51
	Maryland - 3	W, 76-74	36-81	.444	---	---	4-5	.800	---	44	17	13	9	---	---	76
	3/10/73		34-73	.466	---	---	6-12	.500	---	47	15	12	11	---	---	74
1974 (1)	Virginia - 4	W, 87-66	37-70	.528	---	---	13-23	.565	---	47	16	9	13	---	---	87
Greensboro, NC	3/8/74		28-64	.438	---	---	10-16	.625	---	33	20	8	16	---	---	66
	Maryland - 2	W, 103-100 ot	44-80	.550	---	---	15-26	.577	---	40	14	15	14	---	---	103
	3/9/74		47-77	.610	---	---	6-8	.750	---	33	19	20	15	---	---	100
1975 (4)	Virginia - 5	W, 91-85	35-63	.556	---	---	21-31	.677	---	34	26	9	16	---	---	91
Greensboro, NC	3/6/75		35-57	.614	---	---	15-21	.714	---	29	26	6	18	---	---	85
	Maryland - 1	W, 87-85	36-60	.600	---	---	15-23	.652	---	38	23	13	24	---	---	87
	3/7/75		36-73	.493	---	---	13-19	.684	---	35	23	7	15	---	---	85
	North Carolina - 2	L, 66-70	29-75	.387	---	---	8-10	.800	---	38	23	6	12	---	---	66
	3/8/75		26-51	.510	---	---	18-27	.667	---	41	18	19	19	---	---	70
1976 (3)	Virginia - 6	L, 63-75	28-69	.406	---	---	7-18	.389	---	37	29	6	15	0	3	63
Landover, MD	3/4/76		26-43	.605	---	---	23-34	.676	---	39	23	6	29	1	2	75
1977 (5)	Maryland - 4	W, 82-72	29-66	.439	---	---	24-36	.667	---	47	15	12	14	4	12	82
Greensboro, NC	3/3/77		31-65	.477	---	---	10-13	.769	---	35	27	14	17	5	9	72
	North Carolina - 1	L, 56-70	26-59	.441	---	---	4-9	.444	---	33	22	11	21	2	8	56
	3/4/77		25-52	.481	---	---	20-26	.769	---	35	17	16	15	1	9	70
1978 (3)	Maryland - 6	L, 108-109 3ot	45-102	.441	---	---	18-24	.750	---	52	27	9	23	2	11	108
Greensboro, NC	3/1/78		43-72	.597	---	---	23-30	.767	---	45	23	10	32	7	6	109
1979 (6)	Virginia - 3	W, 82-78	25-46	.543	---	---	32-42	.762	---	40	29	16	23	2	6	82
Greensboro, NC	3/1/79		26-65	.400	---	---	26-33	.788	---	34	33	7	14	2	3	78
	Duke - 2	L, 59-62	24-44	.545	---	---	11-12	.917	---	26	20	5	6	3	1	59
	3/2/79		24-49	.490	---	---	14-21	.667	---	25	11	10	3	0	3	62
1980 (3)	Duke - 6	L, 62-68	26-61	.426	---	---	10-16	.625	---	33	31	19	19	4	5	62
Greensboro, NC	2/28/80		17-37	.460	---	---	34-40	.850	---	31	20	11	19	4	4	68
1981 (7)	North Carolina - 2	L, 54-69	21-57	.368	---	---	12-17	.706	---	41	22	14	11	1	5	54
Landover, MD	3/5/81		25-46	.543	---	---	19-31	.613	---	27	15	17	9	2	7	69
1982 (4)	Maryland - 5	W, 40-28	9-21	.489	---	---	22-30	.733	---	24	10	5	12	6	4	40
Greensboro, NC	3/5/82		12-44	.273	---	---	4-6	.667	---	27	23	5	10	1	5	28
	North Carolina - 1	L, 46-58	20-48	.417	---	---	6-6	1.000	---	26	20	9	9	3	4	46
	3/6/82		19-43	.442	---	---	20-24	.833	---	30	10	11	8	0	6	58
1983 (4)	Wake Forest - 5	W, 71-70	28-68	.412	6-16	.375	9-15	.600	---	40	17	10	5	2	2	71
Atlanta, GA	3/11/83		25-53	.472	3-8	.375	17-21	.809	---	34	13	7	6	2	1	70
	North Carolina - 1	W, 91-84 ot	29-64	.453	6-16	.375	27-33	.818	---	46	23	14	8	3	3	91
	3/12/83		29-71	.408	6-18	.333	20-28	.714	---	35	26	11	5	6	4	84
	Virginia - 2	W, 81-78	27-56	.482	12-22	.545	15-25	.600	---	29	16	9	12	2	9	81
	3/13/83		30-60	.500	4-8	.500	14-19	.736	---	40	24	12	15	2	2	78

/// ACC TOURNAMENT STATS



Year (Seed)/Site	Date/Opponent	Result/Score	FG-FGA	Pct	3P-3PA	Pct	FT-FTA	Pct	Off-Def	Tot	PF	A	TO	BS	ST	Pts
1984 (7) Greensboro, NC	Maryland - 2	L, 63-69	26-60	.433	----	----	11-20	.550	----	39	20	14	8	2	5	63
	3/9/84		27-55	.491	----	----	15-20	.750	----	35	17	20	6	4	2	69
1985 (3) Atlanta, GA	Clemson - 6	W, 70-63	25-58	.431	----	----	20-24	.833	13-15	28	15	14	8	2	4	70
	3/8/85		27-55	.491	----	----	9-12	.750	16-21	37	20	12	17	1	1	63
	North Carolina - 2	L, 51-57	23-53	.434	----	----	5-12	.417	11-15	26	18	13	7	3	6	51
	3/9/85		22-43	.512	----	----	13-19	.684	10-23	33	15	14	12	1	5	57
1986 (4) Greensboro, NC	Virginia - 5	L, 62-64	27-51	.529	----	----	8-14	.571	----	24	12	14	9	3	4	62
	3/7/86		30-51	.588	----	----	4-5	.800	----	20	15	17	10	0	2	64
1987 (6) Landover, MD	Duke - 3	W, 71-64 ot	25-57	.439	2-6	.333	19-26	.731	12-33	45	18	11	14	2	4	71
	3/6/87		24-60	.400	5-16	.312	11-14	.786	9-21	30	25	14	13	3	4	64
	Wake Forest - 7	W, 77-73 2ot	29-72	.403	2-7	.286	17-26	.654	15-35	50	23	15	11	3	6	77
	3/7/87		27-59	.458	5-13	.385	14-21	.667	5-32	37	25	15	13	2	3	73
	North Carolina - 1	W, 68-67	26-46	.565	2-6	.333	14-14	1.000	10-20	30	12	15	19	1	2	68
	3/8/87		31-60	.517	3-9	.333	2-4	.500	10-10	20	14	20	13	0	9	67
1988 (2) Greensboro, NC	Clemson - 7	W, 79-72	31-53	.585	1-3	.333	16-19	.842	1-25	26	21	22	9	1	8	79
	3/11/88		27-56	.482	4-9	.444	14-25	.560	9-24	33	15	16	11	5	5	72
	Duke - 3	L, 71-73	25-52	.418	5-8	.625	16-23	.696	10-17	27	20	15	10	0	5	71
	3/12/88		26-55	.473	3-9	.333	18-27	.667	14-25	39	22	18	10	2	6	73
1989 (1) Atlanta, GA	Maryland - 8	L, 49-71	20-66	.303	3-18	.167	6-10	.600	18-12	30	24	13	14	3	7	49
	3/10/89		25-44	.568	1-3	.333	20-28	.714	11-31	42	11	13	19	3	6	71
1990 (6) Charlotte, NC	Georgia Tech - 3	L, 67-76	25-65	.385	6-20	.300	11-14	.786	14-28	42	23	12	13	2	5	67
	3/9/90		29-64	.453	2-17	.118	16-27	.593	14-25	39	17	11	10	3	4	76
1991 (4) Charlotte, NC	Georgia Tech - 5	W, 82-68	28-56	.500	6-12	.500	20-24	.833	8-27	35	10	17	11	5	6	82
	3/8/91		30-70	.429	3-11	.273	5-12	.417	19-23	42	17	13	15	2	5	68
	Duke - 1	L, 72-93	24-55	.436	7-15	.467	17-22	.773	9-15	24	19	14	18	3	4	72
	3/9/91		34-55	.618	4-9	.444	21-25	.840	8-21	29	20	17	16	3	7	93
1992 (7) Charlotte, NC	Florida State - 2	L, 80-93	29-63	.460	12-33	.364	10-19	.526	14-15	29	18	21	20	2	10	80
	3/13/92		39-61	.639	4-13	.308	11-19	.579	13-24	37	15	23	18	2	16	93
1993 (9) Charlotte, NC	Maryland (1st) - 8	L, 55-76	22-72	.306	4-21	.190	7-14	.500	24-26	50	20	11	17	1	5	55
	3/11/93		25-59	.424	4-13	.308	22-29	.759	13-30	43	17	19	9	3	9	76
1994 (9) Charlotte, NC	Clemson (1st) - 8	L, 63-76	23-73	.315	5-23	.217	12-18	.667	21-20	41	20	12	7	4	3	63
	3/10/94		26-53	.491	3-12	.250	21-31	.677	12-30	42	14	15	12	8	6	76
1995 (8) Greensboro, NC	Duke (1st) - 9	L, 70-83	25-72	.347	7-28	.250	13-16	.813	15-21	36	18	11	9	3	9	70
	3/9/95		27-57	.474	7-19	.368	22-30	.733	12-34	46	19	6	16	3	5	83
1996 (9) Greensboro, NC	Florida State (1st) - 8	W, 80-65	21-49	.429	8-20	.400	30-51	.588	12-30	42	24	17	19	2	13	80
	3/7/96		21-73	.288	3-25	.120	20-28	.714	25-26	51	36	4	18	2	10	65
	Georgia Tech - 1	L, 73-88	27-64	.422	7-25	.280	12-16	.750	13-17	30	22	10	16	3	10	73
	3/8/96		27-48	.563	9-17	.529	25-32	.781	8-25	33	14	17	20	2	10	88
1997 (8) Greensboro, NC	Georgia Tech (1st) - 9	W, 60-46	21-44	.477	4-12	.333	14-18	.778	3-24	27	12	7	9	0	5	60
	3/6/97		16-46	.348	5-18	.278	9-14	.643	10-23	33	17	7	13	2	2	46
	Duke - 1	W, 66-60	20-41	.488	4-12	.333	22-32	.688	3-25	28	19	8	10	0	5	66
	3/7/97		19-51	.373	3-18	.167	19-22	.864	8-22	30	24	8	14	1	5	60
	Maryland - 5	W, 65-58	22-46	.478	6-14	.429	15-21	.714	6-14	20	18	12	13	0	10	65
	3/8/97		22-44	.500	2-8	.250	12-19	.632	12-20	32	21	13	21	4	6	58
	North Carolina - 3	L, 54-64	20-61	.328	10-32	.313	4-5	.800	7-14	21	17	9	3	0	8	54
	3/9/97		23-39	.590	3-8	.375	15-20	.750	6-35	41	13	13	18	4	0	64
1998 (8) Greensboro, NC	Florida State (1st) - 7	W, 65-63	17-45	.378	3-9	.333	28-38	.737	9-23	32	16	5	12	4	13	65
	3/5/98		24-57	.421	5-11	.455	10-15	.667	14-23	37	25	10	17	6	1	63
	North Carolina - 2	L, 46-73	13-46	.283	5-19	.263	15-19	.789	9-25	34	19	5	22	3	6	46
	3/6/98		28-60	.467	1-8	.125	16-21	.762	11-26	37	14	19	11	4	10	73
1999 (5) Charlotte, NC	Wake Forest - 4	W, 66-52	21-61	.344	5-25	.200	19-28	.679	19-24	43	20	8	11	2	9	66
	3/5/99		18-46	.391	4-14	.286	12-19	.632	7-28	35	25	9	19	0	4	52
	Duke - 1	L, 68-83	23-62	.371	8-15	.533	14-20	.700	18-20	38	25	8	21	2	8	68
	3/6/99		27-53	.509	6-17	.353	23-34	.676	12-24	36	20	16	13	2	10	83
2000 (6) Charlotte, NC	Virginia - 3	W, 76-65	25-41	.610	5-12	.417	21-30	.700	6-27	33	17	18	23	1	11	76
	3/10/00		22-59	.373	4-21	.190	17-22	.773	14-14	28	24	10	19	1	8	65
	Maryland - 2	L, 61-64	20-56	.357	8-19	.421	13-25	.520	10-20	30	17	13	13	2	8	61
	3/11/00		24-48	.500	6-13	.462	10-23	.435	10-31	41	19	17	21	8	7	64
2001 (7) Atlanta, GA	Duke - 2	L, 61-76	23-58	.397	4-10	.400	11-17	.647	17-22	39	23	8	22	4	7	61
	3/9/01		24-59	.407	7-22	.318	21-31	.677	15-20	35	17	8	13	6	12	76
2002 (4) Charlotte, NC	Virginia - 5	W, 92-72	29-48	.604	13-18	.722	21-26	.808	8-24	32	23	20	16	1	11	92
	3/8/02		25-52	.481	7-15	.467	15-25	.600	10-13	23	22	17	16	6	8	72
	Maryland - 1	W, 86-82	29-49	.592	11-27	.407	17-28	.607	5-23	28	20	22	18	0	7	86
	3/9/02		29-61	.475	4-14	.286	20-23	.870	11-20	31	22	20	13	2	11	82
	Duke - 2	L, 61-91	22-60	.367	6-16	.375	11-14	.786	17-15	32	17	13	16	0	6	61
	3/10/02		33-52	.635	8-19	.421	17-20	.850	7-22	29	14	24	12	5	11	91



/// ACC TOURNAMENT STATS

Year (Seed)/Site	Date/Opponent	Result/Score	FG-FGA	Pct	3P-3PA	Pct	FT-FTA	Pct	Off-Def	Tot	PF	A	TO	BS	ST	Pts
2003 (4) Greensboro, NC	Georgia Tech - 5	W, 71-65	25-50	.500	11-21	.524	10-18	.556	10-26	36	15	17	17	10	1	71
	3/14/03		28-65	.431	2-12	.167	7-9	.778	13-20	33	22	12	7	3	11	65
	Wake Forest - 1	W, 87-83	24-48	.500	10-19	.526	29-35	.829	6-26	32	23	17	13	2	1	87
2004 (2) Greensboro, NC	Florida State - 7	W, 78-71	24-52	.462	11-26	.423	19-22	.864	8-21	29	20	15	12	2	9	78
	3/12/04		25-51	.490	11-23	.478	10-17	.588	10-22	32	21	17	16	1	7	71
	Maryland - 6	L, 82-85	27-52	.519	11-22	.500	17-22	.773	10-19	29	19	12	14	2	5	82
2005 (7) Washington, DC	Florida State (1st) - 10	W, 70-54	22-49	.449	10-26	.385	16-25	.640	5-26	31	17	16	9	3	8	70
	3/10/05		18-50	.360	3-18	.167	15-25	.600	11-26	37	21	6	14	4	6	54
	Wake Forest - 2	W, 81-65	30-59	.508	8-20	.400	13-16	.813	12-19	31	17	19	8	5	6	81
2006 (4) Greensboro, NC	Duke - 3	L, 69-76	24-55	.436	8-25	.320	13-18	.722	14-20	34	19	11	12	2	0	69
	3/12/05		28-56	.500	11-23	.478	9-19	.474	15-20	35	18	16	9	5	4	76
	Wake Forest - 12	L, 71-82	28-62	.452	10-29	.345	5-7	.714	5-19	24	26	13	15	1	6	71
2007 (10) Tampa, FL	Duke (1st) - 7	W, 85-80(ot)	31-51	.608	4-10	.400	19-29	.655	9-20	29	18	14	15	2	7	85
	3/8/07		30-61	.492	9-23	.391	11-15	.733	12-17	29	26	9	18	1	3	80
	Virginia - 2	W, 79-71	25-47	.532	8-19	.421	21-27	.778	6-27	33	17	17	14	1	2	79
2008 (12) Charlotte, NC	3/9/07		25-62	.403	6-21	.286	15-18	.833	12-20	32	24	12	11	2	2	71
	Virginia Tech - 3	W, 72-64	21-40	.525	6-13	.462	24-28	.857	0-28	28	17	13	17	4	6	72
	3/10/07		26-62	.419	4-10	.400	8-19	.421	12-21	33	22	8	10	1	9	64
2009 (10) Atlanta, GA	North Carolina - 1	L, 80-89	29-53	.547	6-14	.429	16-19	.842	8-16	24	18	11	15	1	5	80
	3/11/07		30-52	.577	6-10	.600	23-24	.958	6-18	24	19	12	10	1	9	89
	Miami (1st) - 5	L, 50-63	16-47	.340	2-15	.133	16-21	.762	12-20	32	21	8	17	3	6	50
2010 (11) Greensboro, NC	3/13/08		18-49	.367	1-9	.111	26-30	.867	14-22	36	17	8	9	4	11	63
	Maryland (1st) - 7	L, 69-74	26-59	.441	8-27	.296	9-11	.818	18-18	36	19	16	14	4	4	69
	3/12/09		25-53	.472	9-16	.563	15-21	.714	13-15	28	13	16	8	4	8	74
2011 (10) Greensboro, NC	Clemson (1st) - 6	W, 59-57	23-44	.523	3-11	.273	10-15	.667	10-24	34	15	8	19	3	11	59
	3/8/07		20-51	.392	7-19	.368	10-18	.556	11-14	25	15	9	15	2	10	57
	Florida State - 3	W, 58-52	19-43	.442	7-15	.467	13-20	.650	6-19	25	16	12	16	1	10	58
2012 (5) Atlanta, GA	3/9/07		20-52	.385	3-18	.167	9-17	.529	19-23	42	19	8	20	7	9	52
	Georgia Tech - 7	L, 54-57	19-62	.306	6-26	.231	10-19	.526	13-23	36	23	9	6	2	7	54
	3/10/07		18-41	.439	2-10	.200	19-32	.594	7-35	42	18	13	16	4	6	57
2013 (5) Greensboro, NC	Maryland (1st) - 7	L, 67-75	27-80	.338	2-17	.118	11-18	.611	19-28	47	17	9	8	1	10	67
	3/10/11		26-58	.448	4-11	.364	19-24	.792	7-39	46	16	13	17	5	5	75
	Boston Coll. (1st) - 12	W, 78-57	29-67	.433	8-19	.421	12-20	.660	15-28	43	16	16	11	3	11	78
2014 (7) Greensboro, NC	3/8/12		22-57	.386	7-23	.304	6-11	.545	9-26	35	21	15	19	3	5	57
	Virginia - 5	W, 67-64	27-50	.540	5-15	.333	8-18	.444	6-22	28	16	18	11	2	8	67
	3/9/12		23-53	.434	2-12	.167	16-20	.800	10-25	35	16	10	11	2	8	64
2015 (7) Greensboro, NC	North Carolina - 1	L, 67-69	26-58	.448	3-11	.273	12-18	.667	8-25	33	23	10	16	1	7	67
	3/10/12		24-54	.444	5-20	.250	16-22	.727	6-28	34	19	19	15	0	5	69
	Va. Tech (1st) - 12	W, 80-63	28-53	.528	5-16	.313	19-26	.731	10-30	40	12	18	12	2	5	80
2016 (12) Washington, D.C.	3/14/13		25-60	.417	4-18	.222	9-11	.818	7-18	25	21	10	9	3	5	63
	Virginia - 4	W, 75-56	27-59	.458	8-16	.500	13-16	.813	10-29	39	13	16	10	3	7	75
	3/15/13		21-54	.389	5-20	.250	9-15	.600	5-23	28	15	15	10	4	7	56
2017 (13) Brooklyn, N.Y.	Miami - 1	L, 71-81	25-50	.500	7-16	.438	14-25	.560	8-19	27	22	14	14	5	10	71
	3/16/13		26-57	.456	6-20	.300	23-30	.767	14-23	37	19	10	11	4	6	81
	Miami (2nd) - 10	W, 67-58	24-53	.453	5-12	.417	14-19	.737	11-14	25	17	17	5	0	8	67
2018 (5) Brooklyn, N.Y.	3/13/14		21-43	.542	3-12	.250	13-17	.765	11-20	31	20	6	15	4	3	58
	Syracuse - 2	W, 66-63	23-50	.460	5-14	.357	15-21	.714	8-25	33	20	14	9	3	2	66
	3/14/14		18-55	.327	4-17	.235	23-29	.793	15-21	36	17	9	7	6	6	63
2019 (7) Greensboro, NC	Duke - 3	L, 67-75	27-55	.491	2-14	.143	11-14	.786	13-15	28	19	13	7	2	4	67
	3/15/14		28-49	.571	7-17	.412	12-23	.522	11-16	27	18	12	6	1	4	75
	Pittsburgh (2nd) - 10	W, 81-70	26-49	.531	6-16	.375	23-29	.793	4-25	29	17	13	5	1	4	81
2020 (5) Brooklyn, N.Y.	3/11/15		23-53	.434	7-19	.368	17-25	.680	12-21	33	23	15	7	0	5	70
	Duke - 2	L, 53-77	20-56	.357	5-18	.278	8-13	.615	18-16	34	11	12	9	3	3	53
	3/12/15		30-53	.566	5-13	.385	12-13	.923	8-20	28	15	14	5	6	7	77
2021 (12) Washington, D.C.	Wake Forest (1st) - 13	W, 75-72	25-60	.417	10-23	.435	15-23	.652	14-25	39	19	12	14	7	5	75
	3/8/16		25-67	.373	8-24	.333	14-21	.667	20-25	45	20	17	16	6	9	72
	Duke (2nd) - 5	L, 89-82	36-65	.554	9-20	.450	8-11	.727	9-25	34	17	14	6	4	3	89
2022 (13) Brooklyn, N.Y.	3/9/16		33-63	.524	12-27	.444	14-22	.636	10-22	32	13	18	4	5	5	92
	3/7/17		19-50	.380	5-17	.294	18-26	.692	11-27	38	20	7	15	4	2	61
	Clemson (1st) - 12	W, 61-75	29-68	.426	7-21	.333	10-15	.667	17-25	42	17	13	9	3	6	75
2023 (5) Brooklyn, N.Y.	3/7/18		34-64	.531	11-21	.524	8-15	.533	8-23	31	18	17	12	3	4	87
	Boston College (2nd) - 12	L, 87-91	34-67	.507	7-21	.333	16-19	.842	13-26	39	14	19	10	1	5	91

NC State tournament seed listed after year; opponent seed listed after opponent; Italics means ACC Tournament Final game; First game is quarterfinal, second is semifinal unless first game marked as first round

/// ACC TOURNAMENT STATS



Year (Seed)/Site	Date/Opponent	Result/Score	FG-FGA	Pct	3P-3PA	Pct.	FT-FTA	Pct	Off-Def	Tot	PF	A	TO	BS	ST	Pts
2019 (8)	Clemson - 9	W, 59-58	23-56	.411	6-21	.286	7-9	.778	7-27	34	12	10	8	3	4	59
Charlotte, NC	3/13/19		22-62	.355	9-23	.391	5-8	.625	14-28	42	15	13	12	3	3	58
	Virginia - 1	L, 56-76	19-49	.388	3-20	.150	15-25	.600	8-21	29	18	6	9	3	3	56
	3/14/19		25-48	.521	10-21	.476	16-22	.727	5-28	33	19	18	9	1	7	76

NC State tournament seed listed after year; opponent seed listed after opponent; Italics means ACC Tournament Final game.



NC STATE NCAA TOURNAMENT RECORD BY SEED

(Since 1982)

As #3 seed:	4-3
As #4 seed:	0-1
As #5 seed:	2-1
As #6 seed:	10-2
As #7 seed:	1-2
As #8 seed:	2-3
As #9 seed:	0-2
As #10 seed:	3-2
As #11 seed:	2-2
As #12 seed:	1-1

NC STATE NCAA TOURNAMENT RECORD VS. SEED

(Since 1982)

vs. #1 seed:	3-3
vs. #2 seed:	1-3
vs. #3 seed:	2-1
vs. #4 seed:	2-1
vs. #5 seed:	0-2
vs. #6 seed:	1-3
vs. #7 seed:	4-0
vs. #8 seed:	0-2
vs. #9 seed:	1-1
vs. #10 seed:	2-1
vs. #11 seed:	4-0
vs. #12 seed:	2-0
vs. #13 seed:	0-0
vs. #14 seed:	3-1

NC STATE NCAA TOURNAMENT RECORD BY ROUND

First Round:	13-6
Second Round:	7-7
Regional Semis:	6-8
Regional Finals:	2-4
National Consolation:	1-0
National Semis:	2-0
National Finals:	2-0

NC STATE NCAA TOURNAMENT RECORD BY REGION

When Placed in the East:	11-9
When Placed in the Mideast:	0-1
When Placed in the West:	9-1
When Placed in the Midwest:	6-5

NC STATE NCAA TOURNAMENT RECORD BY SITE

In New York:	2-2
In Raleigh, N.C.:	4-3
In Philadelphia:	2-1
In College Park, Md.:	2-2
In Columbia, S.C.:	1-1
In Columbus, Ohio:	2-0
In Greensboro, N.C.:	2-1
In Indianapolis:	0-1
In Corvallis, Oregon:	2-0
In Ogden, Utah:	2-0

In Albuquerque, N.M.:	2-0
In Pittsburgh, Pa.:	2-0
In Denver:	1-1
In Minneapolis, Minn.:	2-0
In Kansas City, Mo.:	1-1
In St. Louis, Mo.:	0-1
In Syracuse, N.Y.:	0-3
In Lincoln, Neb.:	0-1
In Providence, R.I.:	2-0
In East Rutherford, N.J.:	0-1
In Washington, D.C.:	1-1
In Oklahoma City, Okla.:	0-1
In Orlando, Fla.:	1-2
In Wichita, Kan.:	0-1
In Worcester, Mass.:	2-0
In Dallas, Texas:	1-1
In Dayton, Ohio:	1-1

FINAL FOUR MVP

David Thompson, 1974

ALL-NCAA FINALS

1950	Dick Dickey
1974	Tommy Burleson
	David Thompson
	Monte Towe
1983	Thurl Bailey
	Sidney Lowe
	Dereck Whittenburg

ALL-REGIONAL

1950	Dick Dickey (East)
1954	Ronnie Shavlik (East)
1965	Larry Lakins (East)
1970	Vann Williford (East)
1974	Tommy Burleson (East)
	David Thompson
	Monte Towe
1983	Thurl Bailey (West)
	Lorenzo Charles
	Dereck Whittenburg
1985	Lorenzo Charles (West)
	Spud Webb
1986	Chris Washburn (Midwest)
	Charles Shackelford
1989	Rodney Monroe (East)

NC STATE NCAA TOURNAMENT

SERIES RECORDS

Alabama:	1-0
Arkansas-Little Rock:	1-0
Baylor:	1-0
California:	1-1
Canisius:	0-1
City College of NY:	0-1
UNC Charlotte:	1-0
Connecticut:	1-1
Cornell:	1-0
Florida:	0-1
George Washington:	1-0
Georgetown:	1-1
Georgia:	1-0
Holy Cross:	1-0
Houston:	1-0
Illinois:	0-1
Iowa:	2-1
Iowa State:	1-0
Kansas:	0-2
LaSalle:	0-1
Louisiana-Lafayette:	1-0
LSU:	1-0
Louisville:	0-1
Marquette:	1-0
Michigan State:	1-0
Murray State:	0-1
Neveda-Reno:	1-0
Niagara:	1-0
Oklahoma State:	0-1
Penn State:	1-0
Pepperdine:	1-0
Pittsburgh:	1-0
Princeton:	0-1
Providence:	1-0
Saint Louis:	0-1
San Diego State:	1-0
Seton Hall:	0-1
St. Bonaventure:	0-1
St. John's:	0-2
St. Joseph's:	1-1
South Carolina:	1-0
Southern Miss:	1-0
Tenn-Chattanooga:	0-1
Temple:	0-1
Texas:	0-1
UCLA:	1-0
UNLV:	1-0
Utah:	1-0
UTEP:	1-0
Vanderbilt:	0-1
Villanova:	2-0
Virginia:	1-0
Wisconsin:	0-1
Xavier:	1-0

RECORD IN NCAA TOURNAMENT OVERTIME GAMES: 3-2

Date	Site	Opponent	Result
3/12/56	Raleigh, N.C.	Canisius	L, 78-79****
3/23/74	Greensboro, N.C.	UCLA	W, 80-77**
3/18/83	Corvallis, Oregon	Pepperdine	W, 69-67**
3/19/89	Providence, R.I.	Iowa	W, 102-96**
3/20/04	Oklahoma City	California	L, 74-76
3/20/14	Orlando, Fla.	Saint Louis	L, 80-83

** - double overtime *** - triple overtime **** - quadruple overtime

NC STATE IN THE FINAL FOUR

Year	Champion	Score	Runner-Up	Third Place	Fourth Place	Final Four Site
1950	CCNY	71-68	Bradley	NC State	Baylor	New York, N.Y.
1974	NC State	76-64	Marquette	UCLA	Kansas	Greensboro, NC
1983	NC State	54-52	Houston	Louisville*	Georgia*	Albuquerque, NM



Date	Site	Seed	Region	Opponent (Seed)	W/L	Score
3/24/50	New York	NA	Regional Semifinals	Holy Cross	W	87-74
3/25/50	New York	NA	Regional Finals	City College of NY	L	73-78
3/28/50	New York	NA	Consolation	Baylor	W	53-41
3/20/51	Raleigh, N.C.	NA	First Round	Villanova	W	67-62
3/22/51	Raleigh, N.C.	NA	Regional Semifinals	Illinois	L	70-84
3/24/51	Raleigh, N.C.	NA	Consolation	St. John's	L	59-71
3/21/52	Raleigh, N.C.	NA	Regional Semifinals	St. John's	L	49-60
3/22/52	Raleigh, N.C.	NA	Consolation	Penn State	W	69-60
3/8/54	Philadelphia	NA	First Round	George Washington	W	75-73
3/13/54	Philadelphia	NA	Regional Semifinals	LaSalle	L	81-88
3/14/54	Philadelphia	NA	Consolation	Cornell	W	65-54
3/12/56	New York	NA	First Round	Canisius	L	78-79 (40T)
3/12/65	College Park, Md.	NA	Regional Semifinals	Princeton	L	48-66
3/13/65	College Park, Md.	NA	Consolation	St. Joseph's	W	103-81
3/13/70	Columbia, S.C.	NA	East Regional	St. Bonaventure	L	80-68
3/14/70	Columbia, S.C.	NA	Consolation	Niagara	W	108-88
3/14/74	Raleigh, N.C.	NA	East Regional	Providence	W	92-78
3/16/74	Raleigh, N.C.	NA	East Regional	Pittsburgh	W	100-72
3/23/74	Greensboro, N.C.	NA	NCAA Semifinals	UCLA	W	80-77 (20T)
3/25/74	Greensboro, N.C.	NA	NCAA Finals	Marquette	W	76-64
3/8/80	Greensboro, N.C.	4	2nd Round - East	Iowa (5)	L	64-77
3/12/82	Indianapolis	7	1st Round - Mideast	UT Chattanooga (10)	L	51-58
3/18/83	Corvallis, Oregon	6	1st Round-West	Pepperdine (11)	W	69-67
3/20/83	Corvallis, Oregon	6	2nd Round-West	UNLV (3)	W	71-70
3/24/83	Ogden, Utah	6	West Regional	Utah (10)	W	75-56
3/26/83	Ogden, Utah	6	West Regional	Virginia (1)	W	63-62
4/2/83	Albuquerque, N.M.	6	NCAA Semifinals	Georgia (4)	W	67-60
4/4/83	Albuquerque, N.M.	6	NCAA Finals	Houston (1)	W	54-52
3/15/85	Albuquerque, N.M.	3	1st Round - West	Nevada (14)	W	65-56
3/17/85	Albuquerque, N.M.	3	2nd Round -West	UTEP (11)	W	86-73
3/22/85	Denver	3	West Regional	Alabama (7)	W	61-55
3/24/85	Denver	3	West Regional	St. John's (1)	L	60-69
3/14/86	Minneapolis	6	1st Round-Midwest	Iowa (11)	W	66-64
3/16/86	Minneapolis	6	2nd Round-Midwest	Arkansas-Little Rock (14)	W	81-66 (20T)
3/21/86	Kansas City	6	Midwest Regional	Iowa State (7)	W	70-66
3/23/86	Kansas City	6	Midwest Regional	Kansas (1)	L	67-75
3/13/87	Syracuse, N.Y.	11	1st Round-East	Florida (6)	L	70-82
3/18/88	Lincoln, Neb.	3	1st Round-Midwest	Murray St. (14)	L	78-75
3/17/89	Providence, R.I.	5	1st Round-East	South Carolina (12)	W	81-66
3/19/89	Providence, R.I.	5	2nd Round - East	Iowa (4)	W	102-96 (20T)
3/24/89	East Rutherford, N.J.	5	East Regional	Georgetown (1)	L	61-69
3/14/91	College Park, Md.	6	1st Round-East	Southern Miss. (11)	W	114-85
3/16/91	College Park, Md.	6	2nd Round-East	Oklahoma St. (3)	L	64-73
3/15/02	Washington, D.C.	7	1st Round - East	Michigan State (10)	W	69-58
3/17/02	Washington, D.C.	7	2nd Round - East	Connecticut (2)	L	74-77
3/20/03	Oklahoma City, Okla.	9	1st Round - East	California (8)	L	74-76 (OT)
3/19/04	Orlando, Fla.	3	1st Round-Phoenix	Louisiana-Lafayette (14)	W	61-52
3/21/04	Orlando, Fla.	3	2nd Round-Phoenix	Vanderbilt (6)	L	73-75
3/18/05	Worcester, Mass.	10	1st Round-Syracuse	Charlotte (7)	W	75-63
3/20/05	Worcester, Mass.	10	2nd Round-Syracuse	Connecticut (2)	W	65-62
3/25/05	Syracuse, N.Y.	10	Syracuse Regional	Wisconsin	L	56-65
3/17/06	Dallas	10	1st Round - Atlanta	California (7)	W	58-52
3/19/06	Dallas	10	2nd Round - Atlanta	Texas (2)	L	54-75
3/16/12	Columbus, Ohio	11	2nd Round - St. Louis	San Diego State (6)	W	79-65
3/18/12	Columbus, Ohio	11	3rd Round - St. Louis	Georgetown (3)	W	66-63
3/23/12	St. Louis	11	St. Louis Regional	Kansas (2)	L	57-60
3/22/13	Dayton, Ohio	8	2nd Round - East	Temple (9)	L	72-76
3/18/14	Dayton, Ohio	12	1st Round - Midwest	Xavier (12)	W	74-59
3/20/14	Orlando, Fla.	12	2nd Round - Midwest	Saint Louis (5)	L	80-83 (OT)
3/19/15	Pittsburgh, Pa.	8	2nd Round - East	LSU (9)	W	66-65
3/21/15	Pittsburgh, Pa.	8	3rd Round - East	Villanova (1)	W	71-68
3/27/15	St. Louis	8	Syracuse Regional	Louisville (4)	L	65-75
3/15/18	Wichita, Kan.	9	1st Round - Midwest	Seton Hall (8)	L	83-94



SINGLE GAME

MOST POINTS

Rk.	Opponent (Date)	Round	Site	Total
1.	Southern Miss (3/14/91)	1st	College Park, Md.	114
2.	Niagara (1970)	Con.	Columbia, S.C.	108
3.	St. Joseph's (1965)	Con.	College Park, Md.	103

FEWEST POINTS

1.	Princeton (1965)	1st	College Park, Md.	48
2.	St. John's (3/21/52)	1st	Raleigh, N.C.	49
3.	UT-Chattanooga (3/12/82)	1st	Indianapolis, Ind.	51

WINNING MARGIN

1.	Southern Miss (3/14/91)	1st	College Park, Md.	29
2.	Pittsburgh (3/16/74)	Region Final	Raleigh, N.C.	28
3.	St. Joseph's (1965)	Con.	College Park, Md.	22

DEFEAT MARGIN

1.	Texas (3/19/06)	2nd	Dallas, Texas	21
2.	Princeton (1965)	1st	College Park, Md.	18
3.	Illinois (1951)	2nd	Raleigh, N.C.	14

POINTS IN A LOSS

1.	Seton Hall (3/15/18)	1st	Wichita, Kan.	83
2.	LaSalle (3/13/54)	Region Semi	Philadelphia, Pa.	81
3.	Saint Louis (3/20/14)	2nd	Orlando, Fla.	80

FIELD GOALS

1.	Southern Miss (3/14/91)	1st	College Park, Md.	38
2.	Iowa (3/19/89)	2nd	Providence, R.I.	36
3.	Pittsburgh (3/16/74)	Region Final	Raleigh, N.C.	35

FEWEST FIELD GOALS

1.	UL-Lafayette (3/19/04)	1st	Orlando, Fla.	18
	Michigan State (3/15/02)	1st	Washington, D.C.	18
3.	Kansas (3/23/12)	Region Semi	St. Louis	19
	Wisconsin (3/25/05)	Region Semi	Syracuse, N.Y.	19
	UT-Chattanooga (3/12/82)	1st	Indianapolis, Ind.	19

FIELD GOAL ATTEMPTS

1.	Providence (3/14/74)	Region Semi	Raleigh, N.C.	88
2.	Pittsburgh (3/16/74)	Region Final	Raleigh, N.C.	79
3.	UCLA (3/23/74)	Nat. Semi	Greensboro, N.C.	77

FEWEST FIELD GOAL ATTEMPTS

1.	Utah (3/24/83)	Region Semi	Ogden, Utah	41
	UTEP (3/17/85)	2nd	Albuquerque, N.C.	41
3.	Michigan State (3/15/02)	1st	Washington, D.C.	42
	California (3/17/06)	1st	Dallas, Texas	42

HIGHEST FIELD GOAL PERCENTAGE

1.	UTEP (3/17/85)	2nd	Albuquerque, N.M.	.731 (30-41)
2.	Utah (3/24/83)	Region Semi	Ogden, Utah	.683 (28-41)
3.	Iowa (3/19/89)	2nd	Providence, R.I.	.632 (36-57)

LOWEST FIELD GOAL PERCENTAGE

1.	Kansas (3/23/12)	Region Semi	St. Louis, Mo.	.284 (19-67)
2.	UL-Lafayette (3/19/04)	1st	Orlando, Fla.	.367 (18-49)
3.	Wisconsin (3/25/05)	Region Semi	Syracuse, N.Y.	.380 (19-50)

MOST POINTS IN A HALF

1.	Pittsburgh (3/16/74)	Region Final	Raleigh, N.C.	47
2.	Charlotte (3/18/05)	1st	Worcester, Mass.	46
3.	Vanderbilt (3/21/04)	2nd	Orlando, Fla.	45

FEWEST POINTS IN A HALF

1.	UT-Chattanooga (3/12/82)	1st	Indianapolis, Ind.	13
2.	Michigan State (3/15/02)	1st	Washington, D.C.	18
3.	Ark-Little Rock (3/16/86)	2nd	Indianapolis, Ind.	19

MOST FREE THROWS

1.	Michigan State (3/15/02)	1st	Washington, D.C.	31
2.	Pittsburgh (3/16/74)	Region Final	Raleigh, N.C.	30
3.	Southern Miss (3/14/91)	1st	College Park, Md.	26
	UTEP (3/17/85)	2nd	Albuquerque, N.M.	26

FEWEST FREE THROWS

1.	Vanderbilt (3/21/04)	2nd	Orlando, Fla.	6
	Iowa (3/8/80)	1st	Greensboro, N.C.	6
3.	Murray State (3/18/88)	1st	Lincoln, Neb.	7
	Florida (3/13/87)	1st	Syracuse, N.Y.	7
	Texas (3/19/06)	2nd	Dallas, Texas	7

MOST FREE THROW ATTEMPTS

1.	UTEP (3/17/85)	2nd	Albuquerque, N.M.	40
2.	Saint Louis (3/20/14)	2nd	Orlando, Fla.	37
	Pittsburgh (3/16/74)	Region Final	Raleigh, N.C.	37

FEWEST FREE THROW ATTEMPTS

1.	Vanderbilt (3/21/04)	2nd	Orlando, Fla.	8
2.	Iowa (3/8/80)	1st	Greensboro, N.C.	10
3.	Florida (3/13/87)	1st	Syracuse, N.Y.	11
	Houston (4/4/83)	Nat. Final	Albuquerque, N.M.	11

HIGHEST FREE THROW PERCENTAGE

1.	Southern Miss (3/14/91)	1st	College Park, Md.	.930
2.	Connecticut (3/20/05)	2nd	Worcester, Mass.	.882
3.	Charlotte (3/18/05)	1st	Worcester, Mass.	.864
	Oklahoma State (3/15/91)	2nd	College Park, Md.	.864

LOWEST FREE THROW PERCENTAGE

1.	Iowa (3/14/86)	1st	Minneapolis, Minn.	.476
2.	Iowa State (3/21/86)	Region Semi	Kansas City, Mo.	.526
3.	Saint Louis (3/20/14)	2nd	Orlando, Fla.	.541

MOST 3-POINT FIELD GOALS

1.	Vanderbilt (3/21/04)	2nd	Orlando, Fla.	13
2.	Southern Miss. (3/14/91)	1st	College Park, Md.	12
3.	Connecticut (3/17/02)	2nd	Washington, D.C.	11
	Seton Hall (3/15/18)	1st	Wichita, Kan.	11

FEWEST 3-POINT FIELD GOALS

1.	Michigan State (3/15/02)	1st	Washington, D.C.	2
2.	San Diego State (3/16/12)	2nd	Columbus, Ohio	3
	Texas (3/19/06)	2nd	Dallas, Texas	3

MOST 3-POINT ATTEMPTS

1.	Vanderbilt (3/21/04)	2nd	Orlando, Fla.	31
2.	Seton Hall (3/15/18)	1st	Wichita, Kan.	30
3.	Connecticut (3/17/02)	2nd	Washington, D.C.	26

FEWEST 3-POINT ATTEMPTS

1.	South Carolina (3/17/89)	1st	Providence, R.I.	7
2.	San Diego State (3/16/12)	2nd	Columbus, Ohio	9
	Michigan State (3/15/02)	1st	Washington, D.C.	9

HIGHEST 3-POINT PERCENTAGE

1.	South Carolina (3/17/89)	1st	Providence, R.I.	.570
2.	Iowa (3/19/89)	2nd	Providence, R.I.	.540
3.	Connecticut (3/20/05)	2nd	Worcester, Mass.	.500

LOWEST 3-POINT PERCENTAGE

1.	Texas	2nd	Dallas, Texas	.136
2.	Michigan State (3/15/02)	1st	Washington, D.C.	.222
3.	UL-Lafayette (3/19/04)	1st	Orlando, Fla.	.294

MOST REBOUNDS

1.	Providence (3/14/74)	Region Semi	Raleigh, N.C.	52
2.	Pittsburgh (3/16/74)	Region Final	Raleigh, N.C.	49
3.	Kansas (3/23/12)	Region Final	St. Louis, Mo.	47

FEWEST REBOUNDS

1.	Wisconsin (3/25/05)	Region Semi	Syracuse, N.Y.	21
2.	Utah (3/24/83)	Region Semi	Ogden, Utah	23
3.	California (3/17/06)	1st	Dallas, Texas	25

REBOUND MARGIN

1.	Pittsburgh (3/16/74)	Region Final	Raleigh, N.C.	23
2.	Providence (3/14/74)	Region Semi	Raleigh, N.C.	15
3.	UTEP (3/17/85)	2nd	Albuquerque, N.M.	13



MOST ASSISTS

1.	Southern Miss (3/14/91)	1st Round	College Park, Md.	21
	Murray State (3/18/88)	1st Round	Lincoln, Neb.	21
3.	Four Times			20

FEWEST ASSISTS

1.	Arkansas-L.R. (3/16/86)	2nd Round	Minneapolis, Minn.	7
	UT-Chattanooga (3/12/82)	1st Round	Indianapolis, Minn.	7
3.	Iowa (3/14/86)	1st Round	Minneapolis, Minn.	8

MOST BLOCKED SHOTS

1.	Iowa (3/19/89)	2nd Round	Providence, R.I.	11
2.	Xavier (3/18/14)	2nd Round	Dayton, Ohio	9
3.	3 Times Tied	(last 2005)		8

FEWEST BLOCKED SHOTS

1.	5 Times			0
----	---------	--	--	---

MOST STEALS

1.	Marquette (3/25/74)	Nat. Final	Greensboro, N.C.	12
2.	Connecticut (3/17/02)	2nd	Washington, D.C.	9
3.	UCLA (3/23/74)	Nat. Semi	Greensboro, N.C.	8

MOST FOULS

1.	Seton Hall (3/15/18)	1st	Wichita, Kan.	30
2.	St. John's (3/24/51)	Con.	Raleigh, N.C.	27
3.	Wisconsin (3/25/05)	Region Semi	Syracuse, N.Y.	25
	UT-Chattanooga (3/12/82)	1st	Indianapolis, Ind.	25
	Iowa (3/8/80)	1st	Greensboro, N.C.	25

TOURNAMENT

MOST POINTS

1.1983	(6 games)	399
2.1974	(4 games)	348
3.1986	(4 games)	283

MOST FIELD GOALS

1.1983	(6 games)	161
2.1974	(4 games)	129
3.1986	(4 games)	112

MOST FREE THROWS

1.1974	(4 games)	90
2.1983	(6 games)	77
3.1985	(4 games)	76

NC STATE INDIVIDUAL CAREER

Rk	Name	Years	Gm	Total
POINTS SCORED				
1.	Lorenzo Charles	1982, 83, 85	11	152
2.	Rodney Monroe	1988, 89, 91	6	144
FIELD GOALS MADE				
1.	Lorenzo Charles	1982, 83, 85	11	57
2.	Dereck Whittenburg	1980, 82, 83	11	53
FREE THROWS MADE				
1.	Lorenzo Charles	1982, 83, 85	11	38
	Rodney Monroe	1988, 89, 91	6	38
REBOUNDS				
1.	Lorenzo Charles	1982, 83, 85	11	91
2.	Cozell McQueen	1982, 83, 85	11	72
ASSISTS				
1.	Sidney Lowe	1980, 82, 83	8	59
2.	Chris Corchiani	1988, 89, 91	6	47

TOURNAMENT

Rk	Name	Year	Gm	Total
POINTS				
1.	Dereck Whittenburg	1983	6	120
2.	Thurl Bailey	1983	6	101
FIELD GOALS				
1.	Dereck Whittenburg	1983	6	47
	Thurl Bailey	1983	6	47
FREE THROWS				
1.	Dereck Whittenburg	1983	6	26
2.	Spud Webb	1985	4	24
REBOUNDS				
1.	Tommy Burleson	1974	4	61
2.	Lorenzo Charles	1983	6	51

GAME

Rk	Name	Year	Gm	Total
POINTS				
1.	David Thompson	Providence (3/14/74)	Reg. Semi	40
2.	Allerik Freeman	Seton Hall (3/15/18)	1st Round	36
FIELD GOALS				
1.	David Thompson	Providence (3/14/74)	Reg. Semi	16
2.	Rodney Monroe	Iowa (3/19/89)	2nd Round	13
FIELD GOAL ATTEMPTS				
1.	David Thompson	Providence (3/14/74)	Reg. Semi	29
2.	David Thompson	UCLA (3/23/74)	Nat. Semi.	25
FREE THROWS				
1.	Spud Webb	UTEP (3/17/85)	2nd Round	13
2.	Bennie Bolton	Ark-Little Rock (3/16/86)	2nd Round	12
FREE THROW ATTEMPTS				
1.	Spud Webb	UTEP (3/17/85)	2nd Round	17
2.	Bennie Bolton	Ark-Little Rock (3/16/86)	2nd Round	15
REBOUNDS				
1.	Tommy Burleson	Providence (3/14/74)	Reg. Semi.	24
2.	Richard Howell	Kansas (3/23/12)	Reg. Semi.	16
3.	Richard Howell	Temple (3/16/13)	2nd Round	15
ASSISTS				
1.	Chris Corchiani	Southern Miss (3/14/91)	1st Round	11
	Chris Corchiani	South Carolina (3/17/89)	1st Round	11
	Sidney Lowe	Georgia (4/2/83)	Nat. Semi	11

OPPONENT INDIVIDUAL

Rk	Name	Year	Gm	Total
POINTS				
1.	Caron Butler	Connecticut (3/17/02)	2nd Round	34
2.	Ed Horton	Iowa (3/19/89)	2nd Round	32
3.	Khalif Wyatt	Temple (3/16/13)	2nd Round	31
	Matt Freije	Vanderbilt (3/21/04)	2nd Round	31
FIELD GOALS				
1.	Ed Horton	Iowa (3/19/89)	2nd	13
	Bill Walton	UCLA (3/23/74)	Nat. Semi.	13
3.	Darrin Chancellor	Southern Miss (3/14/91)	1st Round	11
	Danny Manning	Kansas (3/23/86)	Reg. Fin.	11
FIELD GOALS ATTEMPTED				
1.	Myron Jackson	Ark-Little Rock (3/16/86)	2nd Round	29
2.	Roy Marble	Iowa (3/19/89)	2nd Round	23
3.	4 Players Tied			22
FREE THROWS				
1.	Vernon Maxwell	Florida (3/13/87)	1st Round	14
2.	Khalif Wyatt	Temple (3/16/13)	2nd Round	12
	Caron Butler	Connecticut (3/17/02)	2nd Round	12
4.	Matt Freije	Vanderbilt (3/21/04)	2nd Round	11
	Khadeen Carrington	Seton Hall (3/15/18)	1st Round	11



/// NCAA TOURNAMENT RECORDS

FREE THROW ATTEMPTS

1. Vernon Maxwell	Florida (3/13/87)	1st Round	21
2. Khalif Wyatt	Temple (3/16/13)	2nd Round	14
3. Khadeen Carrington	Seton Hall (3/15/18)	1st Round	13

REBOUNDS

1. Akeem Olajuwon	Houston (4/4/83)	Nat. Final	18
Bill Walton	UCLA (3/23/74)	Nat. Semi	18
3. Rob Loe	Saint Louis (3/20/14)	2nd Round	15

ASSISTS

1. Greg Lee	UCLA (3/23/74)	Nat. Semi.	10
-------------	----------------	------------	----

OPPONENT TEAM

MOST POINTS

1. Iowa (3/19/89)	2nd Round	Providence, R.I.	96
2. Seton Hall (3/15/18)	1st Round	Wichita, Kan.	94
3. Southern Miss (3/14/91)	1st Round	College Park, Md.	85

MOST FIELD GOALS

1. Iowa (3/19/89)	2nd Round	Providence, R.I.	36
2. Southern Miss (3/14/91)	1st Round	College Park, Md.	35
3. Providence (3/14/74)	Regional	Raleigh, N.C.	34

MOST FIELD GOAL ATTEMPTS

1. Southern Miss (3/14/91)	1st Round	College Park, Md.	77
2. Iowa (3/19/89)	2nd Round	Providence, R.I.	76
Pittsburgh (3/16/74)	Region Final	Raleigh, N.C.	76

MOST FREE THROWS

1. Seton Hall (3/15/18)	1st Round	Wichita, Kan.	31
2. Oklahoma State (3/15/91)	2nd Round	College Park, Md.	27
Iowa (3/8/80)	2nd Round	Greensboro, N.C.	27

MOST FREE THROW ATTEMPTS

1. Seton Hall (3/15/18)	1st Round	Wichita, Kan.	39
2. Iowa (3/8/80)	2nd Round	Greensboro, N.C.	37
3. UT-Chattanooga (3/12/82)	1st Round	Indianapolis, Ind.	35

HIGHEST FREE THROW PERCENTAGE

1. Connecticut (3/17/02)	2nd Round	Washington, D.C.	.955 (21-22)
2. Iowa (3/19/89)	2nd Round	Providence, R.I.	.952 (20-21)
3. Michigan State (3/15/02)	1st Round	Washington, D.C.	.944 (17-18)

MOST 3-POINT FIELD GOALS

1. Vanderbilt (3/21/04)	2nd Round	Orlando, Fla.	10
2. San Diego State (3/16/12)	2nd Round	Columbus, Ohio	8
Georgetown (3/18/12)	3rd Round	Columbus, Ohio	8
Charlotte (3/18/05)	1st Round	Worcester, Mass.	8
Southern Miss (3/14/91)	1st Round	College Park, Md.	8
Georgetown (3/24/89)	Region Semi	East Rutherford, N.J.	8

MOST 3-POINT FIELD GOAL ATTEMPTS

1. Georgetown (3/23/12)	3rd Round	Columbus, Ohio	25
Vanderbilt (3/21/04)	2nd Round	Orlando, Fla.	25
3. San Diego State (3/16/12)	2nd Round	Columbus, Ohio	23
Michigan State (3/15/02)	1st Round	Washington, D.C.	23

HIGHEST 3-POINT FIELD GOAL PERCENTAGE

1. Connecticut (3/17/02)	2nd Round	Washington, D.C.	.500 (4-8)
Georgetown (3/24/89)	Regional	East Rutherford, N.J.	.500 (8-16)
Florida (3/13/87)	1st Round	Syracuse, N.Y.	.500 (7-14)

MOST REBOUNDS

1. Kansas (3/23/12)	Region Semi	St. Louis, Mo.	50
2. Pepperdine (3/18/83)	1st Round	Corvallis, Ore.	47

MOST ASSISTS

1. Iowa (3/19/89)	2nd Round	Providence, R.I.	22
2. Iowa State (3/21/86)	Region Semi	Kansas City, Mo.	19
Virginia (3/26/83)	Region Final	Ogden, Utah	19

MOST TURNOVERS

1. Connecticut (3/17/02)	2nd Round	Washington, D.C.	21
2. Charlotte (3/18/05)	1st Round	Worcester, Mass.	20
Ark-Little Rock (3/16/86)	2nd Round	Minneapolis, Minn.	20
UCLA (3/23/74)	Nat. Semi.	Greensboro, N.C.	20

MOST BLOCKS

1. Kansas	Reg. Semi.	St. Louis, Mo.	11
2. Connecticut (3/17/02)	2nd Round	Washington, D.C.	8
Houston (4/4/83)	Nat. Final	Albuquerque, N.M.	8

MOST STEALS

1. Georgia (4/2/83)	Nat. Semi	Albuquerque, N.M.	12
2. 4 Teams Tied			9



Iliyan Evtimov played in the NCAA Tournament in each of his four seasons and helped the Pack defeat defending national champion Connecticut to reach the 2005 Sweet 16.

/// NCAA TOURNAMENT STATS



Date	Opponent	Result	FG-FGA	Pct.	3P-3PA	Pct.	FT-FTA	Pct.	Off-Def	Tot.	PF	A	TO	BS	ST	Pts.
(1974) East Region - Raleigh, N.C.																
3/14/74	Providence	W, 92-78	34-88	.386	----	----	24-31	.774	----	58	19	15	9	3	12	92
			34-75	.453	----	----	10-16	.625	----	44	26	10	17	7	6	78
3/16/74	Pittsburgh	W, 100-72	35-79	.443	----	----	30-37	.811	----	60	18	16	18	3	7	100
			31-76	.406	----	----	10-16	.625	----	34	31	8	17	1	2	72
National Semifinals/Finals - Greensboro, N.C.																
3/23/74	UCLA	W, 80-77	34-77	.442	----	----	12-20	.600	----	44	19	15	13	4	8	80
			33-71	.465	----	----	11-13	.846	----	44	18	17	20	0	4	77
3/25/74	Marquette	W, 76-64	26-46	.565	----	----	24-34	.706	----	34	17	14	23	8	12	76
			25-69	.362	----	----	14-21	.667	----	43	29	7	18	3	9	76
(1980 - 4 Seed) East Second Round - Greensboro, N.C.																
3/8/80	Iowa (5)	L, 64-77	29-61	.475	----	----	6-10	.600	----	29	25	19	13	4	3	64
			25-45	.556	----	----	27-37	.730	----	30	14	13	10	4	4	77
(1982 - 7 Seed) MidEast First Round - Indianapolis																
3/12/82	Chattanooga (10)	L, 51-58	19-45	.422	----	----	13-22	.591	----	31	25	7	12	1	5	51
			17-39	.436	----	----	24-35	.686	----	29	18	6	9	3	9	58
(1983 - 6 Seed) West First/Second Rounds - Corvallis, Oregon																
3/18/83	Pepperdine (11)	W, 69-67	27-64	.422	----	----	15-25	.600	----	43	24	10	10	5	7	69
			24-59	.407	----	----	19-32	.594	----	47	25	9	15	2	6	67
3/20/83	UNLV (3)	W, 71-70	29-60	.483	----	----	13-23	.565	----	43	21	15	8	2	2	71
			28-61	.459	----	----	14-23	.609	----	38	21	15	5	3	4	70
West Regional - Ogden, Utah																
3/24/83	Utah (10)	W, 75-56	28-41	.683	----	----	19-22	.864	----	23	8	12	13	5	3	75
			27-60	.450	----	----	2-5	.400	----	26	18	13	13	1	5	56
3/26/83	Virginia (1)	W, 63-62	26-55	.473	----	----	11-14	.786	----	27	16	14	6	1	6	63
			26-41	.634	----	----	10-19	.526	----	27	17	19	15	5	1	62
National Semifinals/Finals - Albuquerque, N.M.																
4/2/83	Georgia (4)	W, 67-60	28-52	.538	----	----	11-15	.733	----	37	13	19	16	7	3	67
			26-74	.351	----	----	8-13	.615	----	39	20	7	10	0	12	60
4/4/83	Houston (1)	W, 54-52	23-59	.390	----	----	8-11	.727	----	34	16	13	6	2	7	54
			21-55	.382	----	----	10-19	.526	----	44	16	9	13	8	0	52
(1985 - 3 Seed) West First/Second Rounds - Albuquerque, N.M.																
3/15/85	Nevada-Reno (14)	W, 65-56	25-56	.490	----	----	15-19	.789	----	36	16	13	17	4	5	65
			25-55	.454	----	----	6-13	.460	----	34	19	6	16	1	9	56
3/17/85	UTEP (11)	W, 86-73	30-41	.731	----	----	26-40	.650	----	36	19	14	19	5	3	86
			28-61	.459	----	----	17-20	.850	----	23	29	9	9	2	6	73
West Regional - Denver, Colorado																
3/22/85	Alabama (7)	W, 61-55	22-47	.468	----	----	17-27	.630	----	31	19	15	10	1	5	61
			23-50	.460	----	----	9-20	.450	----	37	21	12	11	3	3	55
3/24/85	St. John's (1)	L, 60-69	21-53	.396	----	----	18-23	.783	----	33	27	12	12	3	2	60
			22-49	.449	----	----	25-31	.806	----	35	18	14	8	3	8	69
(1986 - 6 Seed) Midwest First/Second Rounds - Minneapolis																
3/14/86	Iowa (11)	W, 66-64	28-61	.459	----	----	10-21	.476	----	42	19	8	8	0	5	66
			25-48	.520	----	----	14-26	.538	----	31	21	4	7	1	6	64
3/16/86	Ark-Little Rock (14)	W, 80-66	29-63	.460	----	----	22-31	.710	----	47	18	7	16	6	7	80
			27-74	.365	----	----	12-17	.706	----	44	29	8	20	1	6	66
Midwest Regional - Kansas City																
3/21/86	Iowa State (7)	W, 70-66	30-54	.556	----	----	10-19	.526	9-21	30	17	15	12	3	5	70
			26-64	.406	----	----	14-16	.875	19-23	42	19	19	14	1	6	66
3/23/86	Kansas (1)	L, 67-75	25-50	.500	----	----	17-25	.680	10-16	26	19	16	14	2	3	67
			30-52	.577	----	----	15-21	.714	10-20	30	20	16	13	1	4	75
(1987 - 11 Seed) East First Round - Syracuse, N.Y.																
3/13/87	Florida (6)	L, 70-82	29-59	.491	5-14	.357	7-11	.636	6-26	34	24	15	10	1	6	70
			25-54	.463	7-14	.500	25-34	.735	8-26	37	18	12	8	4	4	82
(1988 - 3 Seed) Midwest First Round - Lincoln, Neb.																
3/18/88	Murray State (14)	L, 75-78	31-73	.425	6-14	.429	7-13	.538	18-25	43	15	21	7	0	3	75
			29-58	.500	6-14	.429	14-22	.636	10-27	37	15	15	9	1	2	78
(1989 - 5 Seed) East First/Second Rounds - Providence, R.I.																
3/17/89	South Carolina (12)	W, 81-66	29-51	.567	4-7	.571	19-29	.651	6-26	32	21	19	14	4	4	81
			24-61	.393	3-9	.333	15-23	.652	12-22	34	23	16	9	2	4	66
3/19/89	Iowa (4)	W, 102-96	36-57	.632	7-13	.538	23-29	.793	8-19	27	20	19	11	11	5	102
			36-76	.474	4-13	.308	20-21	.952	20-15	35	22	22	11	2	4	96
East Regional Semifinal - East Rutherford, N.J.																
3/24/89	Georgetown (1)	L, 61-69	20-51	.392	5-11	.455	16-21	.762	13-19	32	18	11	10	2	2	61
			24-50	.480	8-16	.500	13-18	.722	12-22	34	20	9	11	6	3	69



/// NCAA TOURNAMENT STATS

Date	Opponent	Result	FG-FGA	Pct.	3P-3PA	Pct.	FT-FTA	Pct.	Off-Def	Tot.	PF	A	TO	BS	ST	Pts.
(1991 - 6 Seed) East First/Second Rounds - College Park, Md.																
3/14/91	Southern Miss (11)	W, 114-85	38-70	.543	12-25	.480	26-28	.929	16-28	44	10	21	9	6	4	114
			35-77	.455	8-22	.364	7-12	.583	16-17	33	17	18	9	4	3	85
3/16/91	Oklahoma St. (3)	L, 64-73	20-50	.400	5-12	.417	19-22	.864	11-18	29	21	9	16	4	5	64
			22-49	.449	2-11	.182	27-29	.931	9-21	30	19	17	13	2	4	73
(2002 - 7 Seed) East First/Second Rounds - Washington, D.C.																
3/15/02	Michigan St. (10)	W, 69-58	18-42	.429	2-9	.222	31-36	.861	4-24	28	18	9	10	1	7	69
			17-53	.321	7-23	.304	17-18	.944	12-21	33	28	8	16	2	4	58
3/17/02	Connecticut (2)	L, 74-77	26-64	.406	11-26	.423	11-15	.733	17-10	27	17	14	11	0	9	74
			26-42	.619	4-8	.500	21-22	.955	7-23	30	13	14	21	8	8	77
(2003 - 9 Seed) East First Round - Oklahoma City, Okla.																
3/20/03	California (8)	L, 74-76	25-56	.446	9-21	.429	15-20	.750	10-26	36	19	16	14	8	5	74
			27-64	.422	7-20	.350	15-23	.652	18-20	38	14	17	13	2	8	76
(2004 - 3 Seed) First/Second Rounds - Orlando, Fla.																
3/19/04	UL-Lafayette (14)	W, 61-52	18-49	.367	5-17	.294	20-24	.833	13-24	37	20	10	15	0	5	61
			16-49	.327	5-22	.227	15-23	.652	11-21	32	21	9	15	2	9	52
3/21/04	Vanderbilt (6)	L, 73-75	27-57	.474	13-31	.419	6-8	.750	13-18	31	20	13	6	1	1	73
			23-49	.469	10-25	.400	19-21	.905	10-17	27	13	15	8	2	4	75
(2005 - 10 Seed) First/Second Rounds - Worcester, Mass.																
3/18/05	Charlotte (7)	W, 75-63	26-59	.441	4-19	.211	19-22	.864	11-22	33	10	14	16	8	14	75
			23-58	.397	8-21	.381	9-14	.643	12-24	36	18	11	20	2	8	63
3/20/05	Connecticut (2)	W, 65-62	20-50	.400	10-20	.500	15-17	.882	7-19	26	18	13	13	4	10	65
			22-52	.423	2-14	.143	16-18	.889	9-22	31	16	9	14	4	3	62
Regional Semifinal - Syracuse, N.Y.																
3/25/05	Wisconsin (6)	L, 56-65	19-50	.380	9-22	.409	9-13	.692	2-19	21	25	12	13	5	10	56
			21-42	.500	4-10	.400	19-25	.760	4-31	35	14	7	18	0	2	65
(2006 - 10 Seed) First/Second Rounds - Dallas, Texas																
3/17/06	California (7)	W, 58-52	21-42	.500	5-16	.313	11-17	.647	7-18	25	15	10	11	1	5	58
			20-47	.426	5-16	.313	7-10	.700	9-17	26	18	9	13	1	7	52
3/19/06	Texas (2)	L, 54-75	22-56	.393	3-22	.136	7-12	.583	6-22	28	17	10	13	3	7	54
			26-56	.464	8-19	.421	15-19	.789	9-29	38	14	17	10	3	8	75
(2012 - 11 Seed) Second/Third Rounds - Columbus, Ohio																
3/16/12	San Diego St. (6)	W, 79-65	31-53	.585	3-9	.333	14-21	.667	5-33	38	13	13	10	3	3	79
			23-61	.377	8-23	.348	11-14	.786	8-21	29	17	9	9	2	3	65
3/18/12	Georgetown (3)	W, 66-63	20-54	.370	7-15	.467	19-31	.613	17-24	41	14	11	10	3	4	66
			21-51	.412	8-25	.320	13-17	.765	8-25	33	23	13	12	4	5	63
Regional Semifinal - St. Louis, Mo.																
3/23/12	Kansas (3)	L, 57-60	19-67	.284	6-21	.286	13-17	.765	21-26	47	17	10	14	6	7	57
			24-64	.375	1-14	.071	11-20	.550	20-30	50	14	13	14	11	9	60
(2013 - 8 Seed) Second/Third Rounds - Dayton, Ohio																
3/22/13	Temple (9)	L, 72-76	29-52	.558	4-13	.308	10-16	.625	7-27	34	24	14	13	2	3	72
			24-50	.480	7-18	.389	21-33	.636	4-20	24	15	13	5	4	5	76
(2014 - 12 Seed) First Four - Dayton, Ohio; Second/Third Rounds - Orlando, Fla.																
3/18/14	Xavier (12)	W, 74-59	29-53	.547	4-14	.286	12-16	.750	6-23	29	14	16	9	9	4	74
			23-55	.418	2-14	.143	11-16	.688	11-20	31	17	7	13	0	3	59
3/20/14	Saint Louis (5)	L, 80-83	28-60	.467	4-9	.444	20-37	.541	10-33	43	20	10	12	5	7	80
			31-64	.484	9-18	.500	12-26	.462	9-32	41	26	16	9	4	7	83
(2015 - 8 Seed) Second/Third Rounds - Pittsburgh, Pa.																
3/19/15	LSU (9)	W, 66-65	28-66	.424	5-24	.208	5-7	.714	11-28	39	15	11	11	2	2	66
			24-60	.400	5-15	.333	12-22	.545	13-28	41	10	14	8	6	5	65
3/21/15	Villanova (1)	W, 71-68	24-53	.453	3-11	.273	20-27	.741	13-32	45	21	11	10	4	2	71
			19-61	.311	9-28	.321	21-23	.913	12-20	32	22	7	5	3	5	68
Regional Semifinal - Syracuse, N.Y.																
3/27/15	Louisville (4)	L, 65-75	23-60	.383	9-20	.450	10-14	.714	11-25	36	19	10	7	3	3	65
			27-54	.500	3-12	.250	18-27	.667	7-27	34	13	15	5	4	5	75
(2018 - 9 Seed) First/Second Rounds - Wichita, Kan.																
3/15/18	Seton Hall (8)	L, 83-94	28-61	.459	11-30	.367	16-27	.593	11-23	34	30	14	10	0	4	83
			25-58	.483	7-21	.333	31-39	.795	11-29	40	23	12	7	2	6	94



NIT APPEARANCES: 12

NIT RECORD: 18-13

NIT FINAL FOURS: 4

NIT FINALS: 1

1947 (2-1) - 3rd Place

Quarterfinals (New York)	St. John's	W, 61-55
Semifinals (New York)	Kentucky	L, 42-60
Third Place (New York)	West Virginia	W, 64-52

1948 (0-1)

Quarterfinals (New York)	DePaul	L, 64-75
--------------------------	--------	----------

1976 (2-1) - 3rd Place

Quarterfinals (New York)	Holy Cross	W, 78-68
Semifinals (New York)	Charlotte	L, 79-80
Third Place (New York)	Providence	W, 74-69

1978 (3-1) - 2nd Place

1st Round (Raleigh, N.C.)	South Carolina	W, 82-70
Quarterfinals (Raleigh, N.C.)	Detroit	W, 84-77
Semifinals (New York)	Georgetown	W, 86-85 (ot)
Finals (New York)	Texas	L, 93-101

1984 (0-1)

1st Round (Raleigh, N.C.)	Florida State	L, 71-74 (ot)
---------------------------	---------------	---------------

1997 (1-1)

1st Round (Raleigh, N.C.)	SW Missouri St.	W, 77-66
2nd Round (Raleigh, N.C.)	West Virginia	L, 73-76

1998 (1-1)

1st Round (Raleigh, N.C.)	Kansas State	W, 59-39
2nd Round (Raleigh, N.C.)	Georgia	L, 55-61

1999 (1-1)

1st Round (Raleigh, N.C.)	Providence	W, 92-86
2nd Round (Raleigh, N.C.)	Princeton	L, 58-61

2000 (3-2) - 4th Place

1st Round (Raleigh, N.C.)	Tulane	W, 64-60
2nd Round (Raleigh, N.C.)	Arizona State	W, 60-57
Quarterfinals (Raleigh, N.C.)	Mississippi	W, 77-54
Semifinals (New York)	Wake Forest	L, 59-62 (ot)
Third Place (New York)	Penn State	L, 72-74

2007 (2-1)

1st Round (Philadelphia, Pa.)	Drexel	W, 63-56
2nd Round (Raleigh, N.C.)	Marist	W, 69-62
Quarterfinal (Morgantown, WVa.)	West Virginia	L, 66-71

2010 (1-1)

1st Round (Tampa, Fla.)	USF	W, 58-57
2nd Round (Birmingham, Ala.)	UAB	L, 52-72

2019 (2-1)

1st Round (Raleigh, N.C.)	Hofstra	W, 84-78
2nd Round (Raleigh, N.C.)	Harvard	W, 78-77
Quarterfinal (Raleigh, N.C.)	Lipscomb	L, 93-94

NC STATE NIT INDIVIDUAL RECORDS

Points	34
Torin Dorn vs. Lipscomb, 2019 in Raleigh (L, 93-94)	
Field Goals	15
Torin Dorn vs. Lipscomb, 2019 in Raleigh (L, 93-94)	
Field Goal Attempts	22
Torin Dorn vs. Lipscomb, 2019 in Raleigh (L, 93-94)	
3-Point Field Goals	4
Seven Times, last by Markell Johnson vs. Lipscomb, 2019 (L, 93-94)	
3-Point Field Goal Attempts	13
Danny Strong vs. West Virginia, 1997 in Raleigh (L, 73-76)	
Free Throws	9
Ben McCauley vs. Marist, 2007 in Raleigh (W, 69-62)	
Justin Gainey vs. Providence, 1999 in Raleigh (W, 92-86)	
Free Throw Attempts	13
Dennis Horner vs. UAB, 2010 in Birmingham (L, 52-72)	
Rebounds	21
Tiny Pinder vs. Detroit, 1978 in Raleigh (W, 84-77)	
Assists	13
Clyde Austin vs. Georgetown, 1978 in New York (W, 86-85)	
Blocks	4
Kenny Inge vs. Georgia, 1998 in Raleigh (L, 55-61)	
Steals	6
Jeremy Hyatt vs. West Virginia, 1997 in Raleigh (L, 73-76)	
Kenny Carr vs. Holy Cross, 1976 at New York (W, 78-68)	
Minutes	43
Lorenzo Charles vs. Florida State, 1984 in Raleigh (L, 71-74)	

NC STATE NIT TEAM RECORDS

Points	93
vs. Lipscomb, 2019 in Raleigh (L, 93-94)	
vs. Texas, 1978 at New York (L, 93-101)	
Field Goals	39
vs. Texas, 1978 at New York (L, 93-101)	
Field Goal Attempts	86
vs. Detroit, 1978 in Raleigh (W, 84-77)	
Field Goal Percentage	.623 (33-53)
vs. Holy Cross, 1976 at New York (W, 78-68)	
3-Point Field Goals	12
vs. West Virginia, 1997 in Raleigh (L, 73-76)	
3-Point Field Goal Attempts	34
vs. West Virginia, 1997 in Raleigh (L, 73-76)	
3-Point Field Goal Percentage	.474 (9-19)
vs. Lipscomb, 2019 in Raleigh (L, 93-94)	
vs. West Virginia, 2007 at Morgantown (L, 66-71)	
Free Throws	28
vs. Mississippi, 2000 in Raleigh (W, 77-54)	
Free Throw Attempts	36
vs. Mississippi, 2000 in Raleigh (W, 77-54)	
Rebounds	64
vs. Detroit, 1978 in Raleigh (W, 84-77)	
Assists	26
vs. Texas, 1978 at New York (L, 93-101)	
Turnovers	20
vs. Marist, 2007 in Raleigh (W, 69-62)	
Blocks	7
vs. Lipscomb, 2019 in Raleigh (L, 93-94)	
vs. Mississippi, 2000 in Raleigh (W, 77-54)	
Steals	14
vs. Holy Cross, 1976 at New York (W, 78-68)	



/// NIT STATS

Date	Opponent	Result/Score	FG-FGA	Pct.	3P-3PA	Pct.	FT-FTA	Pct.	Off-Def	Tot.	PF	A	TO	BS	ST	Pts.
1976 (2-1)																
3/15/76	vs. Holy Cross	W, 78-68	33-53	.623	----	----	12-21	.571	4-23	27	19	24	----	----	14	78
			28-61	.459	----	----	12-19	.632	15-22	37	19	14	----	----	6	68
3/18/76	vs. Charlotte	L, 79-80	33-60	.550	----	----	13-15	.864	8-21	29	25	24	----	----	5	79
			26-56	.464	----	----	28-34	.824	10-15	25	17	19	----	----	6	80
3/21/76	vs. Providence	W, 74-69	27-63	.429	----	----	20-27	.741	13-25	38	19	20	----	----	8	74
			28-65	.431	----	----	13-18	.722	9-26	35	22	12	----	----	7	69
1978 (3-1)																
3/10/78	South Carolina	W, 82-70	28-49	.571	----	----	26-35	.743	----	34	24	18	18	4	4	82
			23-53	.434	----	----	24-30	.800	----	19	27	7	10	1	3	70
3/14/78	Detroit	W, 84-77	36-86	.419	----	----	12-22	.545	----	64	21	13	17	2	3	84
			31-74	.419	----	----	15-23	.652	----	33	24	8	10	3	1	77
3/19/78	vs. Georgetown*	W, 86-85	38-72	.528	----	----	10-18	.556	16-14	30	25	20	----	----	6	86
			28-48	.583	----	----	29-35	.829	10-16	26	18	16	----	----	4	85
3/21/78	vs. Texas	L, 93-101	39-71	.549	----	----	15-23	.652	14-26	40	25	26	----	----	3	93
			41-79	.519	----	----	19-23	.826	15-17	32	18	25	----	----	11	101
1984 (0-1)																
3/13/84	Florida State*	L, 71-74	27-69	.391	----	----	17-21	.810	16-23	39	15	13	12	2	7	71
			32-66	.485	----	----	10-14	.714	8-27	35	17	26	12	5	6	74
1997 (1-1)																
3/12/97	SW Missouri State	W, 77-66	26-48	.542	11-26	.423	14-18	.778	8-16	24	13	19	12	1	8	77
			28-52	.538	4-12	.333	6-10	.600	8-15	23	19	13	13	1	5	66
3/17/97	West Virginia	L, 73-76	28-62	.452	12-34	.353	5-11	.455	7-18	25	15	18	10	1	10	73
			28-57	.491	4-13	.308	16-21	.762	13-28	41	11	19	15	1	7	76
1998 (1-1)																
3/11/98	Kansas State	W, 59-39	19-49	.388	5-16	.313	16-20	.800	10-21	31	13	10	9	1	9	59
			15-48	.313	2-10	.200	7-10	.700	13-23	36	19	7	19	2	4	39
3/17/98	Georgia	L, 55-61	19-58	.328	4-23	.174	13-17	.765	13-17	30	18	11	7	6	7	55
			22-51	.431	5-15	.333	12-17	.706	15-26	41	16	9	15	0	3	61
1999 (1-1)																
3/10/99	Providence	W, 92-86	30-56	.536	6-16	.375	26-33	.788	10-27	37	17	17	19	6	11	92
			31-73	.425	9-24	.375	15-22	.682	18-20	38	26	12	16	5	12	86
3/15/99	Princeton	L, 58-61	21-51	.412	5-16	.313	11-12	.917	14-15	29	16	11	10	2	5	58
			22-41	.537	8-17	.471	9-14	.643	8-16	24	13	13	13	5	8	61
2000 (3-2)																
3/14/00	Tulane	W, 64-60	21-48	.438	7-17	.412	15-27	.556	11-19	30	14	16	11	6	7	64
			23-52	.442	3-11	.273	11-12	.917	9-24	33	23	8	13	2	5	60
3/21/00	Arizona State	W, 60-57	20-51	.392	3-16	.188	17-23	.739	11-24	35	16	11	15	7	6	60
			23-57	.404	4-16	.250	7-9	.778	11-23	34	22	10	20	3	11	57
3/23/00	Ole Miss	W, 77-54	22-51	.431	5-14	.357	28-36	.778	15-29	44	20	12	19	7	8	77
			17-59	.288	7-19	.368	13-21	.619	16-18	34	26	6	18	4	12	54
3/28/00	vs. Wake Forest*	L, 59-62	18-61	.295	4-10	.400	19-23	.826	11-20	31	21	9	11	5	9	59
			23-55	.418	1-8	.125	15-19	.789	14-32	46	18	14	23	5	3	62
3/30/00	vs. Penn State	L, 72-74	26-55	.473	4-12	.333	16-18	.889	11-23	34	14	16	18	2	9	72
			28-55	.509	5-14	.357	13-16	.813	6-19	25	18	15	13	3	8	74
2007 (2-1)																
3/13/07	@ Drexel	W, 63-56	23-46	.500	5-12	.417	12-20	.600	5-25	30	15	9	11	2	5	63
			22-53	.415	5-22	.227	7-16	.438	9-22	31	19	15	10	2	7	56
3/16/07	Marist	W, 69-62	22-42	.524	1-13	.077	24-33	.727	9-31	40	18	10	20	6	3	69
			19-63	.302	9-32	.281	15-21	.714	13-17	30	25	10	11	1	13	62
3/20/07	@ West Virginia	L, 66-71	21-56	.375	9-19	.500	15-20	.750	14-25	39	12	13	12	0	4	66
			26-54	.481	12-24	.500	7-10	.700	5-24	29	16	21	10	5	5	71
2010 (1-1)																
3/16/10	@ USF	W, 58-57	23-55	.418	4-13	.308	8-10	.800	10-26	36	21	8	14	3	3	58
			17-40	.425	2-9	.222	21-31	.677	3-23	26	13	7	10	2	7	57
3/20/10	@ UAB	L, 52-72	19-53	.358	3-11	.273	11-20	.550	10-23	33	21	10	13	1	8	52
			26-51	.510	2-7	.286	18-27	.667	8-30	38	16	13	11	2	8	72
2019 (2-1)																
3/19/19	Hofstra	W, 84-78	33-75	.440	6-23	.261	12-16	.750	19-30	49	14	13	11	4	2	84
			27-65	.415	7-26	.269	17-19	.895	9-23	32	17	16	9	6	7	78
3/24/19	Harvard	W, 78-77	26-65	.400	8-27	.296	18-27	.667	17-16	33	18	10	7	3	5	78
			29-55	.527	5-19	.263	14-18	.778	11-26	37	21	10	17	8	3	77
3/27/19	Lipscomb	L, 93-94	38-72	.528	9-19	.474	8-13	.615	15-26	41	19	15	12	7	7	93
			34-68	.500	14-28	.500	12-17	.706	10-22	32	12	24	11	7	7	94



NC STATE TOP 25 WINS - 188

NC STATE TOP 10 WINS - 96

NC STATE TOP 5 WINS - 50

Date	Opponent	Score	Margin	AP	Site
1/17/50	Long Island	55-52	+3	3	Long Island, N.Y.
2/13/51	Louisville	92-78	+14	14	Raleigh, N.C.
3/20/51	Villanova	67-62	+5	20	Raleigh, N.C.
12/15/51	Eastern Kentucky	70-58	+12	19	Raleigh, N.C.
3/8/52	Duke	77-68	+9	12	Raleigh, N.C.
12/30/52	Holy Cross	76-74	+2	6	Raleigh, N.C.
3/5/54	Duke	79-75	+4	11	Raleigh, N.C.
3/8/54	George Washington	75-73	+2	9	Philadelphia, Pa.
12/7/54	Wake Forest	100-81	+19	17	Winston-Salem, N.C.
12/9/54	Penn State	99-77	+22	19	Raleigh, N.C.
12/29/54	Minnesota	85-84	+1	11	Raleigh, N.C.
1/8/55	Duke	96-91	+5	17	Durham, N.C.
1/22/55	LaSalle	76-73	+3	4	Raleigh, N.C.
2/19/55	Maryland	78-58	+20	11	Raleigh, N.C.
2/26/55	George Washington	68-59	+9	10	Raleigh, N.C.
12/17/55	West Virginia	92-71	+21	15	Raleigh, N.C.
12/21/55	BYU	95-81	+14	5	Raleigh, N.C.
12/31/55	North Carolina	82-60	+22	4	Raleigh, N.C.
2/14/56	Duke	90-81	+9	11	Raleigh, N.C.
2/21/56	North Carolina	79-73	+6	9	Raleigh, N.C.
3/2/56	Duke	91-79	+12	11	Raleigh, N.C.
3/3/56	Wake Forest	86-64	+22	20	Raleigh, N.C.
12/29/56	Duke	102-80	+22	9	Raleigh, N.C.
2/12/57	Duke	79-72	+7	17	Raleigh, N.C.
3/2/57	Wake Forest	75-71	+4	13	Raleigh, N.C.
1/15/58	North Carolina	58-57 (ot)	+1	6	Chapel Hill, N.C.
1/20/58	Maryland	57-48	+9	8	College Park, Md.
2/15/58	Maryland	69-64 (3OT)	+5	9	Raleigh, N.C.
12/30/58	Cincinnati	69-60	+9	2	Raleigh, N.C.
12/31/58	Michigan State	70-61	+9	7	Raleigh, N.C.
3/7/59	North Carolina	80-56	+24	5	Raleigh, N.C.
1/16/60	Wake Forest	51-45	+6	13	Raleigh, N.C.
2/7/61	Duke	61-59	+2	3	Raleigh, N.C.
1/6/62	Duke	61-60	+1	8	Durham, N.C.
2/6/62	Duke	71-55	+16	5	Raleigh, N.C.
3/6/65	Duke	91-85	+6	8	Raleigh, N.C.
3/8/68	Duke	12-10	+2	6	Charlotte, N.C.
3/1/69	South Carolina	67-64	+3	8	Raleigh, N.C.
1/24/70	Duke	77-76	+1	16	Durham, N.C.
3/7/70	South Carolina	42-39 (2OT)	+3	3	Charlotte, N.C.
12/18/70	North Carolina	82-70	+12	20	Greensboro, N.C.
3/11/71	Duke	68-61	+7	19	Greensboro, N.C.
2/29/72	North Carolina	85-84	+1	3	Raleigh, N.C.
12/16/72	North Carolina	68-61	+7	11	Greensboro, N.C.
1/14/73	Maryland	87-85	+2	2	College Park, Md.
1/31/73	Maryland	89-78	+11	3	Raleigh, N.C.
2/5/73	North Carolina	76-73	+3	8	Raleigh, N.C.
2/27/73	North Carolina	82-78	+4	7	Raleigh, N.C.
3/10/73	Maryland	76-74	+2	10	Greensboro, N.C.
12/29/73	Memphis State	98-83	+15	18	New Orleans, La.
1/4/74	North Carolina	78-77	+1	4	Greensboro, N.C.
1/13/74	Maryland	80-74	+6	3	Raleigh, N.C.
1/22/74	North Carolina	83-80	+3	4	Chapel Hill, N.C.
1/30/74	Maryland	86-80	+6	6	College Park, Md.
2/26/74	North Carolina	83-72	+11	4	Raleigh, N.C.
3/9/74	Maryland	103-100 (OT)	+3	5	Greensboro, N.C.
3/14/74	Providence	92-78	+14	5	Raleigh, N.C.

WINS VS. TOP 25

Norm Sloan	42
Jim Valvano	37
Everett Case	35
Herb Sendek	28
Les Robinson	14
Mark Gottfried	11
Sidney Lowe	9
Kevin Keatts	6
Press Maravich	1

WINS VS. TOP 10

Norm Sloan	27
Jim Valvano	21
Everett Case	18
Herb Sendek	14
Les Robinson	6
Mark Gottfried	3
Kevin Keatts	3
Sidney Lowe	3
Press Maravich	1

NC STATE'S WINS VS. TOP 25 OPPONENTS

1. North Carolina	32	Detroit	1
Duke	32	Eastern Kentucky	1
3. Wake Forest	16	Florida State	1
4. Maryland	14	Georgetown	1
5. Georgia Tech	10	Holy Cross	1
6. Virginia	7	Iowa	1
7. Louisville	5	Kentucky	1
8. Clemson	4	LaSalle	1
9. Villanova	3	Long Beach State	1
George Washington	3	Long Island	1
10. Georgia	2	LSU	1
Houston	2	Marquette	1
Miami	2	Memphis State	1
Pittsburgh	2	Michigan State	1
South Carolina	2	Minnesota	1
Syracuse	2	Missouri	1
UNLV	2	Navy	1
Virginia Tech	2	Notre Dame	1
West Virginia	2	Oklahoma	1
19. Arkansas	1	Penn State	1
Auburn	1	Providence	1
Boston College	1	SMU	1
BYU	1	St. John's	1
Cincinnati	1	Southern Miss	1
Connecticut	1	UCLA	1
DePaul	1	Wichita State	1

3/16/74	Pittsburgh	100-72	+28	13	Raleigh, N.C.
3/23/74	UCLA	80-77 (2OT)	+3	2	Greensboro, N.C.
3/25/74	Marquette	76-64	+12	3	Greensboro, N.C.
1/4/75	North Carolina	82-67	+15	8	Greensboro, N.C.
1/18/75	North Carolina	88-85 (OT)	+3	14	Raleigh, N.C.
2/4/75	Clemson	92-89	+3	16	Raleigh, N.C.
3/7/75	Maryland	87-85	+2	2	Greensboro, N.C.
1/18/76	North Carolina	68-67	+1	7	Chapel Hill, N.C.
1/19/77	North Carolina	75-73	+2	4	Raleigh, N.C.
2/26/77	Wake Forest	91-85	+6	11	Raleigh, N.C.
12/2/77	Wake Forest	79-77	+2	18	Greensboro, N.C.
2/11/78	Wake Forest	88-77	+11	14	Raleigh, N.C.
2/23/78	North Carolina	72-67	+5	8	Raleigh, N.C.
3/14/78	Detroit	84-77	+7	18	New York, N.Y.
11/26/78	Louisville	72-66	+6	4	Anchorage, Alaska
1/6/79	Long Beach State	100-73	+27	15	Raleigh, N.C.
1/12/80	Virginia	64-56	+9	8	Raleigh, N.C.
1/29/80	Clemson	80-67	+13	16	Raleigh, N.C.
2/9/80	Notre Dame	63-55	+8	9	South Bend, Ind.
2/13/80	Duke	76-59	+17	16	Raleigh, N.C.
2/20/80	North Carolina	63-50	+15	8	Raleigh, N.C.
2/28/81	Wake Forest	66-65	+1	12	Raleigh, N.C.
12/29/81	Wichita State	60-48	+12	3	Honolulu, Hawaii



/// WINS VS. TOP 25

12/28/82	West Virginia	67-59	+8	20	Meadowlands, N.J.
2/19/83	North Carolina	70-63	+7	3	Raleigh, N.C.
3/12/83	North Carolina	91-84 (OT)	+7	5	Atlanta
3/13/83	Virginia	81-78	+3	2	Atlanta
3/20/83	UNLV	71-70	+1	6	Corvallis, Oregon
3/26/83	Virginia	63-62	+1	4	Ogden, Utah
4/2/83	Georgia	67-60	+7	18	Albuquerque, N.M.
4/4/83	Houston	54-52	+2	1	Albuquerque, N.M.
11/19/83	Houston	76-64	+8	3	Springfield, Mass.
11/27/83	Arkansas	65-60	+5	14	Anchorage, Alaska
1/21/84	Wake Forest	80-69	+11	12	Raleigh, N.C.
2/12/84	Georgia Tech	68-67	+1	18	Raleigh, N.C.
1/23/85	Duke	89-71	+18	5	Raleigh, N.C.
1/30/85	Georgia Tech	61-53	+8	8	Atlanta
2/9/85	SMU	82-78 (OT)	+4	4	Raleigh, N.C.
2/16/85	North Carolina	85-76	+9	13	Raleigh, N.C.
2/20/85	Duke	70-66	+4	6	Durham, N.C.
12/25/85	UNLV	80-73	+7	12	Honolulu
2/2/86	Kentucky	54-51	+3	8	Raleigh, N.C.
2/8/86	Louisville	76-64	+8	16	Raleigh, N.C.
2/23/86	North Carolina	76-65	+11	1	Raleigh, N.C.
11/22/86	Navy	84-80	+4	9	Springfield, Mass.
1/21/87	Duke	87-74	+13	12	Raleigh, N.C.
3/6/87	Duke	71-64 (OT)	+7	14	Landover, Md.
3/8/87	North Carolina	68-67	+1	2	Landover, Md.
12/29/87	Louisville	80-75	+5	20	Honolulu
2/6/88	Duke	77-74	+3	4	Durham, N.C.
2/24/88	Duke	89-78	+11	5	Raleigh, N.C.
1/14/89	Georgia Tech	82-68	+14	19	Raleigh, N.C.
1/26/89	Duke	88-73	+15	8	Raleigh, N.C.
2/9/89	North Carolina	98-88	+10	6	Raleigh, N.C.
3/19/89	Iowa	102-96 (2OT)	+6	14	Providence, R.I.
12/2/89	Pittsburgh	100-87	+13	18	Charlotte, N.C.
12/5/89	St. John's	67-53	+14	15	Greensboro, N.C.
2/21/90	Duke	76-71	+5	3	Raleigh, N.C.
1/13/91	Georgia Tech	90-83	+7	24	Raleigh, N.C.
1/23/91	Duke	95-89	+6	9	Raleigh, N.C.
2/3/91	Georgia Tech	79-73	+6	23	Atlanta
2/6/91	North Carolina	97-91	+6	9	Raleigh, N.C.
2/23/91	Virginia	83-76	+7	20	Raleigh, N.C.
3/14/91	Southern Miss	114-85	+29	25	College Park, Md.
12/7/91	DePaul	97-83	+14	20	Charlotte, N.C.
1/22/92	North Carolina	99-88	+11	10	Raleigh, N.C.
2/22/92	North Carolina	99-94	+5	4	Chapel Hill, N.C.
1/26/94	Georgia Tech	84-78	+6	21	Raleigh, N.C.
1/4/95	North Carolina	80-70	+10	1	Raleigh, N.C.
12/29/95	Missouri	87-68	+19	18	Honolulu
1/27/96	Clemson	64-61	+3	18	Clemson, S.C.
2/3/96	North Carolina	78-75	+3	8	Raleigh, N.C.
2/1/97	Clemson	58-54	+4	7	Raleigh, N.C.
2/17/97	Wake Forest	60-59 (OT)	+1	4	Winston-Salem, N.C.
3/7/97	Duke	66-60	+6	7	Greensboro, N.C.
3/8/97	Maryland	65-58	+7	22	Greensboro, N.C.
11/11/97	Georgia	47-45	+2	19	East Rutherford, N.J.
12/4/97	Georgia Tech	71-69 (OT)	+2	22	Atlanta
2/21/98	North Carolina	86-72	+14	1	Chapel Hill, N.C.
12/23/98	Oklahoma	62-58	+4	23	San Juan, P.R.
12/1/99	Purdue	61-59	+2	19	West Lafayette, Ind.
1/6/00	Maryland	68-66	+2	12	Raleigh, N.C.
2/7/01	Virginia	90-80	+10	6	Raleigh, N.C.
12/8/01	Syracuse	82-68	+14	9	Syracuse, N.Y.
1/5/02	Virginia	81-74	+7	4	Charlottesville, Va.
2/6/02	Virginia	85-68	+17	8	Raleigh, N.C.
3/9/02	Maryland	86-82	+4	2	Charlotte, N.C.

1/22/03	Duke	80-71	+9	3	Raleigh, N.C.
3/15/03	Wake Forest	87-83	+4	9	Greensboro, N.C.
1/24/04	Georgia Tech	76-72	+4	11	Raleigh, N.C.
2/4/04	Wake Forest	73-68	+5	16	Raleigh, N.C.
2/15/04	Duke	78-74	+4	1	Raleigh, N.C.
2/25/04	Georgia Tech	79-69	+10	18	Atlanta
3/6/04	Wake Forest	81-70	+11	11	Winston-Salem, N.C.
1/16/05	Georgia Tech	76-68	+8	8	Raleigh, N.C.
2/16/05	Maryland	82-63	+19	22	Raleigh, N.C.
3/11/05	Wake Forest	81-65	+16	3	Washington, D.C.
3/20/05	Connecticut	65-62	+3	13	Worcester, Mass.
12/30/05	George Washington	79-58	+21	19	Raleigh, N.C.
1/10/06	Boston College	78-60	+18	18	Chestnut Hill, Mass
1/31/07	Virginia Tech	70-59	+11	16	Blacksburg, Va.
2/3/07	North Carolina	83-79	+4	3	Raleigh, N.C.
3/8/07	Duke	85-80 (ot)	+5	21	Tampa, Fla.
11/25/07	Villanova	69-68	+1	20	Orlando, Fla.
1/19/08	Miami	79-77 (ot)	+2	21	Raleigh, N.C.
2/11/09	Wake Forest	82-76	+6	7	Raleigh, N.C.
1/12/10	Florida State	88-81	+7	25	Tallahassee, Fla.
1/20/10	Duke	88-74	+14	7	Raleigh, N.C.
2/20/10	Wake Forest	68-54	+14	23	Raleigh, N.C.
3/18/12	Georgetown	66-63	+3	15	Columbus, Ohio
1/12/13	Duke	84-76	+8	1	Raleigh, N.C.
3/14/14	Syracuse	66-63	+3	11	Greensboro, N.C.
1/11/15	Duke	87-75	+12	2	Raleigh, N.C.
2/14/15	Louisville	74-65	+9	9	Louisville, Ky.
2/24/15	North Carolina	58-46	+12	15	Chapel Hill, N.C.
3/21/15	Villanova	71-68	+3	4	Pittsburgh, Pa.
11/24/15	LSU	83-72 (OT)	+11	22	Brooklyn, N.Y.
1/30/16	Miami	85-69	+16	15	Raleigh, N.C.
1/4/17	Virginia Tech	104-78	+26	21	Raleigh, N.C.
1/23/17	Duke	84-82	+2	17	Durham, N.C.
11/22/17	Arizona	90-84	+6	2	Paradise Island, Bahamas
1/6/18	Duke	96-85	+11	2	Raleigh, N.C.
1/11/18	Clemson	78-77	+1	19	Raleigh, N.C.
1/27/18	North Carolina	95-91 (OT)	+4	10	Chapel Hill, N.C.
2/25/18	Florida State	92-72	+20	25	Raleigh, N.C.
12/19/18	Auburn	78-71	+7	7	Raleigh, N.C.



NC STATE IS ONE OF ONLY 18 DIVISION I SCHOOLS TO REGISTER AT LEAST FIVE WINS OVER NO. 1 RANKED TEAMS.

NC STATE 54, HOUSTON 52 APRIL 4, 1983 • ALBUQUERQUE, N.M.

Lorenzo Charles' last-second dunk capped the final miracle comeback in the Wolfpack's Cinderella run to the 1983 national championship, a 54-52 win over top-ranked and heavily-favored Houston. The Pack forced the action in the first half and held a 33-25 lead at the half. Led by All-Americans Akeem Olajuwon and Clyde Drexler, Houston stormed back to take a 42-35 lead after a 17-2 run to start the second half. The Pack tied the game at 52-52 with 1:59 to play, and after some missed Houston free throws, NC State worked the clock down to 44 seconds and called a timeout. Dereck Whittenburg heaved a shot from 26 feet out. When the shot came up short, Charles was able to grab the miss just inches off the rim and slam it home as time expired.

NC STATE 76, NORTH CAROLINA 65 FEB. 23, 1986 • RALEIGH, N.C.

Center Chris Washburn played the entire 40 minutes and was 10-of-15 from the field for a game-high 26 points as NC State recorded its first-ever win over a top-ranked North Carolina squad, 76-65, in Chapel Hill. Bennie Bolton added 18 points, including two long jumpers in the final minutes to secure the win. NC State jumped out to a 38-27 halftime lead, and shot 63.6 percent (14-22) in the second half to secure the win.

NC STATE 80, NORTH CAROLINA 70 JAN. 4, 1995 • RALEIGH, N.C.

Four Wolfpack starters scored in double figures, as NC State handed No. 1 North Carolina an 80-70 loss at Reynolds Coliseum on ESPN. NC State hit 14-of-38 three-point tries on the day relying on its perimeter game, but also had 22 assists to only nine turnovers. Lakista McCuller hit six three-pointers, as he led the Pack with 24 points. Todd Fuller finished with a double-double of 16 points and 11 rebounds.

NC STATE 86, NORTH CAROLINA 72 FEB. 21, 1998 • CHAPEL HILL, N.C.

Led by C.C. Harrison's career-high 31 points, NC State was able to upend the top-ranked Tar Heels in Chapel Hill, 86-72. The Pack trailed only the first 3:42 of the game, then took the lead behind three-straight 3-pointers from Harrison. Harrison finished the game an amazing 8-of-9 from 3-point range, including making all seven in the first half. UNC cut the lead to 64-60, but the Pack hit 20 straight free throws in the game's final 4:23 for the win. Freshman Kenny Inge added a double-double of 16 points and 12 boards.

NC STATE 78, DUKE 74 FEB. 15, 2004 • RALEIGH, N.C.

Top-ranked Duke saw its 18-game winning streak snapped by No. 21 NC State as Marcus Melvin scored 18 points and Julius Hodge made two free throws with seven seconds left in the Wolfpack's 78-74 victory. NC State shot 52 percent and got half its points in the paint. The nation's top free throw shooting team made 12 straight from the line over the final 1:10 to help seal the program's first win over a No. 1 ranked team since 1998. Hodge had 14 of his 18 points in the second half.

NC STATE VS. NO. 1 (5-26)

Date	Opponent	Site	NCSU Rank	Result
3-13-54	LaSalle	N	10	L, 81-88
2-19-57	North Carolina	A	NR	L, 57-86
2-18-59	North Carolina	A	6	L, 67-74
1-29-66	Duke	A	NR	L, 77-84
12-15-73	UCLA	N	2	L, 66-84
12-1-78	Duke	N	6	L, 63-65
2-7-79	Notre Dame	H	NR	L, 52-53
2-11-81	Virginia	H	NR	L, 46-51
1-13-82	North Carolina	H	12	L, 41-61
2-10-82	Virginia	H	NR	L, 36-39
2-20-82	Virginia	A	NR	L, 40-45
3-6-82	North Carolina	N	NR	L, 46-58
4-4-83	Houston	N	16	W, 54-52
1-7-84	North Carolina	H	12	L, 60-81
2-18-84	North Carolina	A	NR	L, 71-95
1-4-86	North Carolina	A	NR	L, 79-80
2-23-86	North Carolina	H	20	W, 76-65
1-15-92	Duke	A	NR	L, 75-110
2-16-92	Duke	H	NR	L, 63-71
1-4-95	North Carolina	H	NR	W, 80-70
12-28-95	Massachusetts	N	NR	L, 68-87
12-21-96	Kansas	A	NR	L, 56-84
2-8-98	Duke	H	NR	L, 49-65
2-21-98	North Carolina	A	NR	W, 86-72
3-6-98	North Carolina	N	NR	L, 46-73
3-6-99	Duke	N	NR	L, 68-83
1-13-02	Duke	H	NR	L, 57-76
2-14-02	Duke	A	24	L, 71-108
2-15-04	Duke	H	21	W, 78-74
1-18-06	Duke	A	14	L, 68-81
1-12-08	North Carolina	A	NR	L, 62-93
1-12-13	Duke	H	20	W, 84-76

NC STATE 84, DUKE 76 JAN. 12, 2013 • RALEIGH, N.C.

No. 20 NC State, the preseason favorite to win the ACC, ended Duke's unbeaten start to the season, toppling the top-ranked Blue Devils 84-76 at PNC Arena. Junior C.J. Leslie scored a game-high 25 points to lead all scorers, but senior Richard Howell's strong work in the paint helped his team overcome Duke's early-game advantage on the boards. Howell finished with 16 points and 18 rebounds, his ninth double-double of the season and the 22nd of his career. Howell had 14 rebounds in the second half alone.



NC State captured its sixth win over a top-ranked team when it downed Duke 84-76 in 2013.



/// NC STATE IN THE AP POLL

RANKED IN THE AP POLL

Table with columns Rank, Times, Last. Lists ranks from #1 to #25 with corresponding AP poll dates.

1948-49 section with dates and ranks from 1/25/49 to Final.

1949-50 section with dates and ranks from 1/5/50 to Final.

1950-51 section with dates and ranks from 12/19/50 to Final.

1951-52 section with dates and ranks from 11/11/51 to Final.

1952-53 section with dates and ranks from 12/6/52 to Final.

1953-54 section with dates and ranks from 12/31/57 to Final.

1954-55 section with dates and ranks from 12/9/58 to Final.

1955-56 section with dates and ranks from 12/13/60 to Final.

1956-57 section with dates and ranks from 12/13/60 to Final.

1957-58 section with dates and ranks from 12/13/60 to Final.

1958-59 section with dates and ranks from 12/13/60 to Final.

1960-61 section with dates and ranks from 12/13/60 to Final.

1969-70 section with dates and ranks from 12/30/69 to Final.

1970-71 section with dates and ranks from Preseason to Final.

1971-72 section with dates and ranks from 12/7/71 to Final.

1972-73 section with dates and ranks from Preseason to Final.

1973-74 section with dates and ranks from Preseason to Final.

1974-75 section with dates and ranks from Preseason to Final.

1975-76 section with dates and ranks from Preseason to Final.

1976-77 section with dates and ranks from Preseason to Final.

1977-78 section with dates and ranks from 1/10/78 to Final.

1977-79 section with dates and ranks from Preseason to Final.

1978-79 section with dates and ranks from Preseason to Final.

1979-80 section with dates and ranks from 1/15/80 to Final.

1981-82 section with dates and ranks from 12/29/81 to Final.

1982-83 section with dates and ranks from Preseason to Final.

1983-84 section with dates and ranks from 11/29/83 to Final.

1984-85 section with dates and ranks from Preseason to Final.

1985-86 section with dates and ranks from Preseason to Final.

1986-87 section with dates and ranks from Preseason to Final.

1987-88 section with dates and ranks from 1/19/88 to Final.

1988-89 section with dates and ranks from Preseason to Final.

Final entry with rank 19.

1989-90 section with dates and ranks from Preseason to Final.

1999-00 section with dates and ranks from 12/20/99 to Final.

2001-02 section with date and rank 24.

2003-04 section with dates and ranks from Preseason to Final.

2004-05 section with dates and ranks from Preseason to Final.

2005-06 section with dates and ranks from 11/28/05 to Final.

2007-08 section with dates and ranks from Preseason to Final.

2012-13 section with dates and ranks from Preseason to Final.

2018-19 section with dates and ranks from 12/24/18 to Final.

/// YEAR-BY-YEAR FINISHES



Year	Overall			Final				Conference				Conference Tourn.			Coach	Postseason
	Win	Loss	Pct.	AP Rank	Home	Away	Neu.	Win	Loss	Pct.	Finish	Win	Loss	Finish		
1910-11	1	1	.500	----	1-1	0-0	0-0	----	----	----	----	----	----	----	Piggy Hargrove	----
1911-12	0	6	.000	----	0-6	0-0	0-0	----	----	----	----	----	----	----	Piggy Hargrove	----
1912-13	4	7	.364	----	----	----	----	----	----	----	----	----	----	----	Chuck Sandborn	----
1913-14	5	8	.385	----	5-7	0-1	0-0	----	----	----	----	----	----	----	John Hegarty	----
1914-15	5	5	.500	----	----	----	----	----	----	----	----	----	----	----	H.S. Tucker	----
1915-16	7	6	.538	----	6-2	1-4	0-0	----	----	----	----	----	----	----	Chuck Sandborn	----
1916-17	9	9	.500	----	9-7	0-2	0-0	----	----	----	----	----	----	----	Harry Hartsell	----
1917-18	12	2	.857	----	8-1	4-1	0-0	----	----	----	----	----	----	----	Harry Hartsell	----
1918-19	11	3	.786	----	11-3	0-0	0-0	----	----	----	----	----	----	----	Tal Stafford	----
1919-20	11	5	.688	----	7-2	4-3	0-0	----	----	----	----	----	----	----	Richard Crozier	----
1920-21	6	14	.300	----	6-12	0-2	0-0	----	----	----	----	----	----	----	Richard Crozier	----

SOUTHERN CONFERENCE ERA: 32 Seasons 444-253 (.637) 6 Regular Season Titles, 7 Tournament Championships

Year	Overall			Final				Conference				Conference Tourn.			Coach	Postseason
	Win	Loss	Pct.	AP Rank	Home	Away	Neu.	Win	Loss	Pct.	Finish	Win	Loss	Finish		
1921-22	6	13	.462	----	3-10	3-3	0-0	1	5	.167	11th	----	----	----	Harry Hartsell	----
1922-23	5	8	.385	----	5-7	0-1	0-0	1	2	.667	t-12th	----	----	----	Harry Hartsell	----
1923-24	7	16	.304	----	7-10	0-6	0-0	2	4	.333	t-12th	----	----	----	Richard Crozier	----
1924-25	11	7	.611	----	5-4	5-2	1-1	1	4	.200	t-14th	1	1	Quarterfinals	Gus Tebell	----
1925-26	20	4	.833	----	15-0	4-3	1-1	5	3	.625	t-7th	1	1	Quarterfinals	Gus Tebell	----
1926-27	12	5	.706	----	9-3	3-1	0-1	5	2	.714	6th	0	1	First Round	Gus Tebell	----
1927-28	10	8	.556	----	7-2	3-5	0-1	3	6	.333	14th	0	1	First Round	Gus Tebell	----
1928-29	15	6	.714	----	9-1	2-5	4-0	6	5	.545	11th	4	0	Champion	Gus Tebell	----
1929-30	11	6	.647	----	7-5	4-0	0-1	7	5	.583	11th	0	1	First Round	Gus Tebell	----
1930-31	8	8	.500	----	7-3	1-4	0-1	5	5	.500	11th	0	1	First Round	R.R. Sermon	----
1931-32	10	6	.625	----	8-3	2-2	0-1	6	4	.600	10th	0	1	First Round	R.R. Sermon	----
1932-33	11	8	.579	----	5-4	6-4	0-0	6	3	.667	4th	0	1	Quarterfinals	R.R. Sermon	----
1933-34	11	6	.647	----	10-4	1-2	0-0	6	5	.545	5th	1	1	Semifinals	R.R. Sermon	----
1934-35	10	9	.526	----	6-5	4-4	0-0	6	5	.545	6th	1	1	Semifinals	R.R. Sermon	----
1935-36	15	4	.789	----	11-2	4-2	0-0	10	3	.769	3rd	1	1	Semifinals	R.R. Sermon	----
1936-37	15	9	.625	----	13-4	2-5	0-0	14	7	.667	4th	1	1	Semifinals	R.R. Sermon	----
1937-38	13	6	.684	----	11-5	2-1	0-0	10	3	.769	2nd	0	1	Quarterfinals	R.R. Sermon	----
1938-39	10	7	.588	----	9-5	2-2	0-0	7	6	.538	6th	2	1	Semifinals	R.R. Sermon	----
1939-40	8	11	.421	----	8-8	0-3	0-0	5	10	.333	11th	----	----	----	R.R. Sermon	----
1940-41	6	9	.400	----	5-7	1-2	0-0	6	9	.400	11th	----	----	----	Bob Warren	----
1941-42	15	7	.682	----	13-6	2-1	0-0	9	4	.692	4th	2	1	Finals	Bob Warren	----
1942-43	7	9	.438	----	7-7	0-2	0-0	7	5	.583	t-7th	0	1	Quarterfinals	Leroy Jay	----
1943-44	5	13	.278	----	5-11	0-2	0-0	2	5	.286	9th	1	1	Semifinals	Leroy Jay	----
1944-45	10	11	.476	----	9-9	1-2	0-0	7	5	.583	6th	0	1	Quarterfinals	Leroy Jay	----
1945-46	6	12	.333	----	5-8	1-4	0-0	5	7	.417	t-9th	0	1	Quarterfinals	Leroy Jay	----
1946-47	26	5	.839	----	13-0	7-4	6-1	11	2	.846	1st	3	0	Champions	Everett Case	NIT Semi
1947-48	29	3	.935	----	17-0	11-1	1-2	12	0	1.000	1st	3	0	Champions	Everett Case	NIT Quarterfinals
1948-49	25	8	.758	13	9-1	10-5	6-2	14	1	.933	1st	3	0	Champions	Everett Case	----
1949-50	27	6	.818	5	16-3	5-2	6-1	12	2	.857	1st	3	0	Champions	Everett Case	NCAA Final Four
1950-51	30	7	.811	8	24-3	6-3	0-1	13	1	.929	1st	3	0	Champions	Everett Case	NCAA Region Semi
1951-52	24	10	.706	----	17-6	6-4	1-0	12	2	.857	2nd	3	0	Champions	Everett Case	NCAA First Round
1952-53	26	6	.813	18	18-3	6-3	2-0	13	3	.813	1st	2	1	Finals	Everett Case	----



/// YEAR-BY-YEAR FINISHES

ATLANTIC COAST CONFERENCE ERA: 62 Seasons

1,152-715 (.617) 7 Regular Season Titles, 10 Tournament Championships

Year	Overall			Final			Conference			Conference Tourn.			Coach	Postseason		
	Win	Loss	Pct.	AP Rank	Home	Away	Neu.	Win	Loss	Pct.	Finish	Win			Loss	Finish
1953-54	26	7	.788	----	18-4	3-2	5-1	5	3	.625	4th	3	0	Champions	Everett Case	NCAA Region Semi (2-1)
1954-55	28	4	.875	4	20-2	7-2	1-0	12	2	.857	1st	3	0	Champions	Everett Case	----
1955-56	24	4	.857	2	19-1	4-2	1-1	11	3	.786	1st	3	0	Champions	Everett Case	NCAA First Round
1956-57	15	11	.577	----	12-4	1-6	2-1	7	7	.500	t-4th	0	1	Quarterfinals	Everett Case	----
1957-58	18	6	.750	20	12-4	5-2	1-0	10	4	.714	t-2nd	1	1	Semifinals	Everett Case	----
1958-59	22	4	.846	6	13-2	7-2	2-0	12	2	.857	t-1st	3	0	Champions	Everett Case	----
1959-60	11	15	.423	----	11-5	0-7	0-3	5	9	.357	6th	1	1	Semifinals	Everett Case	----
1960-61	16	9	.640	----	10-4	2-5	4-0	8	6	.571	4th	0	1	Quarterfinals	Everett Case	----
1961-62	11	6	.647	----	6-2	3-3	2-1	10	4	.714	3rd	0	1	Quarterfinals	Everett Case	----
1962-63	10	11	.476	----	8-5	2-5	0-1	5	9	.357	t-4th	1	1	Semifinals	Everett Case	----
1963-64	8	11	.421	----	6-3	1-7	1-1	4	10	.286	t-7th	0	1	Quarterfinals	Everett Case	----
1964-65	21	5	.808	----	12-2	5-2	4-1	10	4	.714	t-2nd	3	0	Champions	Press Maravich	NCAA Region Semi
1965-66	18	9	.667	----	12-4	5-4	1-1	9	5	.643	2nd	2	1	Finals	Press Maravich	----
1966-67	7	19	.269	----	5-8	2-8	0-3	2	12	.143	8th	0	1	Quarterfinals	Norm Sloan	----
1967-68	16	10	.615	----	7-5	5-2	4-3	9	5	.643	t-3rd	2	1	Finals	Norm Sloan	----
1968-69	15	10	.600	----	7-3	4-3	4-4	8	6	.571	t-3rd	0	1	Quarterfinals	Norm Sloan	----
1969-70	23	7	.767	10	8-3	6-2	9-2	9	5	.643	t-2nd	3	0	Champions	Norm Sloan	NCAA Region Semi
1970-71	13	14	.481	----	6-4	2-8	5-2	5	9	.357	t-6th	1	1	Semifinals	Norm Sloan	----
1971-72	16	10	.615	----	11-2	1-5	4-3	6	6	.500	t-4th	0	1	Quarterfinals	Norm Sloan	----
1972-73	27	0	1.000	2	13-0	7-0	7-0	12	0	1.000	1st	2	0	Champions	Norm Sloan	----
1973-74	30	1	.968	1	14-0	6-0	10-1	12	0	1.000	1st	2	0	Champions	Norm Sloan	NCAA Champions
1974-75	22	6	.786	7	11-1	4-3	7-2	8	4	.667	t-2nd	2	1	Finals	Norm Sloan	----
1975-76	21	9	.700	----	12-2	4-3	5-4	7	5	.583	t-2nd	0	1	Quarterfinals	Norm Sloan	NIT Semi
1976-77	17	11	.607	----	12-2	2-6	3-3	6	6	.500	5th	1	1	Semifinals	Norm Sloan	----
1977-78	21	10	.677	----	15-2	3-4	3-4	7	5	.583	3rd	0	1	Quarterfinals	Norm Sloan	NIT Finals
1978-79	18	12	.600	----	11-5	0-5	7-2	3	9	.250	t-6th	1	1	Semifinals	Norm Sloan	----
1979-80	20	8	.714	----	12-1	4-4	4-3	9	5	.643	t-2nd	0	1	Quarterfinals	Norm Sloan	NCAA Second Round
1980-81	14	13	.519	----	7-6	2-5	5-2	4	10	.286	7th	0	1	Quarterfinals	Jim Valvano	----
1981-82	22	10	.688	----	12-3	4-4	6-3	7	7	.500	4th	1	1	Semifinals	Jim Valvano	NCAA First Round
1982-83	26	10	.722	16	11-4	3-6	12-0	8	6	.571	t-3rd	3	0	Champions	Jim Valvano	NCAA Champions
1983-84	19	14	.576	----	11-6	1-6	7-2	4	10	.286	7th	0	1	Quarterfinals	Jim Valvano	NIT First Round
1984-85	23	10	.697	16	14-2	4-5	5-3	9	5	.643	t-1st	1	1	Semifinals	Jim Valvano	NCAA Elite Eight
1985-86	21	13	.618	----	13-3	3-7	5-3	7	7	.500	t-4th	0	1	Quarterfinals	Jim Valvano	NCAA Elite Eight
1986-87	20	15	.571	----	12-4	3-8	5-3	6	8	.429	6th	3	0	Champions	Jim Valvano	NCAA First Round
1987-88	24	8	.750	14	15-3	5-3	4-2	10	4	.714	2nd	1	1	Semifinals	Jim Valvano	NCAA First Round
1988-89	22	9	.710	19	16-2	4-5	2-2	10	4	.714	1st	0	1	Quarterfinals	Jim Valvano	NCAA Sweet Sixteen
1989-90	18	12	.600	----	10-4	2-7	6-1	6	8	.429	t-5th	0	1	Quarterfinals	Jim Valvano	----
1990-91	20	11	.645	----	13-1	5-8	2-2	8	6	.571	t-3rd	1	1	Semifinals	Les Robinson	NCAA Second Round
1991-92	12	18	.400	----	7-8	2-6	3-4	6	10	.375	7th	0	1	Quarterfinals	Les Robinson	----
1992-93	8	19	.296	----	7-8	1-10	0-1	2	14	.125	t-8th	0	1	First Round	Les Robinson	----
1993-94	11	19	.367	----	8-7	2-8	1-4	5	11	.313	9th	0	1	First Round	Les Robinson	----
1994-95	12	15	.444	----	11-6	1-8	0-1	4	12	.250	8th	0	1	First Round	Les Robinson	----
1995-96	15	16	.484	----	9-6	3-7	3-3	3	13	.188	9th	1	1	Quarterfinals	Les Robinson	----
1996-97	17	15	.531	----	12-6	2-8	3-1	4	12	.250	8th	3	1	Finals	Herb Sendek	NIT Second Round
1997-98	17	15	.531	----	12-7	3-6	2-2	5	11	.313	8th	2	1	Quarterfinals	Herb Sendek	NIT Second Round
1998-99	19	14	.576	----	15-4	1-8	3-2	6	10	.375	t-5th	1	1	Semifinals	Herb Sendek	NIT Second Round
1999-00	20	14	.588	----	17-3	2-8	1-3	6	10	.375	t-6th	1	1	Semifinals	Herb Sendek	NIT Semifinals
2000-01	13	16	.448	----	11-6	2-7	0-3	5	11	.313	7th	0	1	Quarterfinals	Herb Sendek	----
2001-02	23	11	.676	----	14-4	6-5	3-2	9	7	.563	t-3rd	2	1	Finals	Herb Sendek	NCAA Second Round
2002-03	18	13	.581	----	13-3	3-7	2-3	9	7	.563	4th	2	1	Finals	Herb Sendek	NCAA First Round
2003-04	21	10	.677	15	14-2	5-6	2-2	11	5	.688	2nd	1	1	Semifinals	Herb Sendek	NCAA Second Round
2004-05	21	14	.600	----	11-6	5-5	5-3	7	9	.438	t-6th	2	1	Semifinals	Herb Sendek	NCAA Sweet 16
2005-06	22	10	.688	----	15-3	5-5	2-2	10	6	.625	4th	0	1	Quarterfinals	Herb Sendek	NCAA Second Round
2006-07	20	16	.556	----	14-6	3-9	3-1	5	11	.313	t-10th	3	1	Finals	Sidney Lowe	NIT Quarterfinals
2007-08	15	16	.484	----	10-6	2-9	3-1	4	12	.250	t-11th	0	1	First Round	Sidney Lowe	----
2008-09	16	14	.533	----	14-4	2-9	0-1	6	10	.375	10th	0	1	First Round	Sidney Lowe	----
2009-10	20	16	.556	----	10-7	5-8	5-1	5	11	.313	t-9th	2	1	Semifinals	Sidney Lowe	NIT Second Round
2010-11	15	16	.484	----	11-5	2-9	2-2	5	11	.313	t-10th	0	1	First Round	Sidney Lowe	----
2011-12	24	13	.649	----	13-6	5-4	6-3	9	7	.563	t-4th	2	1	Semifinals	Mark Gottfried	NCAA Sweet Sixteen
2012-13	24	11	.686	----	16-1	3-7	5-3	11	7	.611	t-4th	2	1	Semifinals	Mark Gottfried	NCAA Second Round
2013-14	22	14	.611	----	13-6	6-6	3-2	9	9	.500	t-7th	2	1	Semifinals	Mark Gottfried	NCAA Second Round
2014-15	22	14	.611	----	14-6	5-5	3-3	10	8	.556	t-6th	1	1	Quarterfinals	Mark Gottfried	NCAA Sweet 16
2015-16	16	17	.485	----	11-7	3-8	2-2	5	13	.278	13th	1	1	Second Round	Mark Gottfried	----
2016-17	15	17	.469	----	11-7	2-8	2-2	4	14	.222	13th	0	1	First Round	Mark Gottfried	----
2017-18	21	12	.636	----	16-3	4-5	1-4	11	7	.611	t-3rd	0	1	Second Round	Kevin Keatts	NCAA First Round
2018-19	24	12	.667	----	17-5	4-6	3-1	9	9	.500	t-8th	1	1	Quarterfinals	Kevin Keatts	NIT Third Round



**NC STATE'S
TOURNAMENT
CHAMPIONSHIPS**

NCAA National (2)
1974, 1983

Final Four (3)
1950, 1974, 1983

Atlantic Coast Conference (10)
1954, 1955, 1956, 1959, 1965, 1970,
1973, 1974, 1983, 1987

Southern Conference (7)
1929, 1947, 1948, 1949, 1950, 1951,
1952

Dixie Classic (7)
1949, 1950, 1951, 1952, 1954, 1955,
1958

Big Four Tournament (3)
1970, 1972, 1973

ECAC Holiday Festival (2)
1980, 1989

Triangle Classic (2)
1966, 1968

Great Alaska Shootout (2)
1978, 1983

BCA Invitational (2)
2001, 2004

Glenn Wilkes Classic (1)
2009

Old Spice Classic Classic (1)
2007

**Diet Pepsi Tournament of
Champions (1)**
1989

Rainbow Classic (1)
1987

Chaminade Classic (1)
1985

Gator Bowl (1)
1971

Sugar Bowl (1)
1973

Lafayette Cage Classic (1)
1969

1910-11
1-1 overall
Coach: Piggy Hargrove
Captains: Piggy Hargrove

Wake Forest	H	L	6	33
Wake Forest	H	W	19	18

1911-12
0-6 overall
Coach: Piggy Hargrove
Captains: Piggy Hargrove

Wake Forest	H	L	14	23
Guilford	H	L	21	24
Trinity (Duke)	H	L	27	30
Guilford	H	L	9	40
Wake Forest	H	L	9	50
Wake Forest	H	L	9	28

1912-13
4-7 overall
Coach: Chuck Sandborn
Captains: Jeff Phillips

Elon	NA	W	25	20
North Carolina	H	W	26	18
Wake Forest	H	W	43	26
Wake Forest	H	L	20	34
Virginia	A	L	10	53
VMI	H	L	6	55

(partial list not in chronological order)

1913-14
5-8 overall
Coach: John Hegarty
Captains: Jeff Phillips

South Carolina	H	W	30	15
Elon	H	W	23	22
Charlotte YMCA	H	W	42	21
Elon	A	L	19	35
Roanoke*	H	L	23	25
Wake Forest	H	L	15	24
Washington & Lee	H	L	15	48
Lynchburg YMCA	A	L	20	60
VMI	H	W	29	20
Trinity (Duke)	H	L	21	35
Wake Forest	H	L	22	29
Durham YMCA	H	W	33	27
Trinity (Duke)	H	L	25	33

1914-15
5-5 overall
Coach: H.S. Tucker
Captains: J.H. Mason

Atlantic Christian	H	W	64	21
Charlotte YMCA	A	L	24	26
Elon	H	L	22	29
Elon	A	L	11	24
Guilford	H	W	25	24
Trinity (Duke)	H	L	27	46
Trinity (Duke)	H	L	17	28
Virginia Tech	H	L	20	31
Virginia Tech	H	L	19	32

(partial list not in chronological order)

1915-16
7-6 overall
Coach: Chuck Sandborn
Captains: J.H. Mason

Charlotte YMCA	H	W	54	23
Davidson	A	L	23	24
Davidson	H	W	37	14
Duke	A	L	22	31
Duke	H	W	27	25
Durham YMCA	H	W	26	24
Elon	H	W	30	20
Guilford*	A	W	44	38
Guilford	H	W	59	24
VMI	H	L	20	48
Virginia Tech	A	L	16	29
Virginia Med. Coll.	H	W	57	20
Wake Forest	H	L	24	26
Wake Forest	A	L	23	34

(partial list not in chronological order)

1916-17
10-8 overall
Coach: Harry Hartsell
Captains: Ben Temple

Durham YMCA	H	W	35	20
Eastern Guilford	H	W	32	11
Guilford	H	W	39	24
Stetson	H	W	28	14
Davidson	H	W	32	26
Trinity (Duke)	H	L	24	32
Wake Forest	H	W	30	29
Virginia Tech	H	L	18	27
Elon	H	W	29	12
Washington & Lee	A	L	18	24
VMI	A	L	10	31
Catholic Univ.	H	L	21	25
Lynchburg YMCA	H	L	23	33
Trinity (Duke)	H	W	16	14
VMI	H	W	29	23
Elon	H	W	20	10
Trinity (Duke)*	H	L	0	2
Wake Forest	H	L	24	30

* Forfeit

1917-18
12-2 overall
Coach: Harry Hartsell
Captains: Elbert F. Lewis

Durham YMCA	H	W	27	25
Trinity (Duke)	H	L	26	35
Guilford	H	W	35	17
Wake Forest	H	W	30	8
Trinity (Duke)	H	W	28	18
Elon	H	W	38	18
Wake Forest	H	W	20	17
Elon	A	W	24	13
Lynchburg Ath. Club	A	W	27	15
Washington & Lee	A	W	48	20
VMI	A	L	18	35
Wake Forest	H	W	31	17
South Carolina	H	W	32	12
Trinity (Duke)	A	W	15	10

1918-19
11-3 overall
Coach: Tal Stafford
Captains: Franklin Cline

Durham YMCA	H	W	24	22
Camp Polk	H	W	42	13
Wake Forest	H	W	29	16
Trinity (Duke)	H	W	28	18
Trinity (Duke)	H	L	19	22
Guilford	H	W	66	22
Wake Forest	H	L	20	29
Elon	H	W	20	16
Guilford	H	W	31	14
Greensboro YMCA	H	L	25	33
Greensboro YMCA	H	W	29	27
Wake Forest	H	W	26	17
Chatham School	H	W	50	17
North Carolina	H	W	39	29

1919-20
11-5 overall
Coach: Richard Crozier
Captains: Franklin Cline

Durham YMCA	H	W	38	18
Trinity (Duke)	A	L	22	28
Elon	H	W	40	17
Davidson	H	W	30	10
Wake Forest	H	W	38	23
Guilford	H	W	44	25
Virginia Tech	A	L	17	42
Lynchburg A.C.	H	W	34	25
Washington & Lee	A	W	25	23
Guilford	A	W	33	25
Charlotte YMCA	H	L	33	42
Davidson	A	W	37	19
North Carolina	A	L	12	42
Wake Forest	A	W	30	18
North Carolina	H	W	32	21
Trinity (Duke)	H	L	24	25

1920-21
6-14 overall
Coach: Richard Crozier
Captains: John Ripple, Tommy Park, John Groomer

South Carolina	H	W	25	24
Trinity (Duke)	H	L	11	33
Guilford	H	L	25	32
Charlotte YMCA	H	L	17	37
Davidson	H	L	13	45
Florida	H	L	19	39
Guilford	H	L	18	25
Wake Forest	H	L	10	20
Elon	H	W	21	16
Davidson	H	W	29	28
North Carolina	A	L	10	62
Elon	A	L	13	20
Virginia Tech	H	L	12	42
Lynchburg Elks	H	L	34	35
VMI	A	L	20	45
Roanoke	H	L	15	24
Wofford	H	W	42	23
North Carolina	H	W	32	31
Wake Forest	H	W	20	10
Trinity (Duke)	H	L	26	34

1921-22
6-13 overall, 1-5 SC (11th)
Coach: Harry Hartsell
Captains: Tommy Park

South Carolina	H	W	19	14
Elon	H	W	34	31
Trinity (Duke)	H	L	19	22
Wake Forest	H	L	20	27
North Carolina	H	L	17	30
Lenoir-Rhyne	A	W	28	19
Elon	A	L	18	20
Guilford	A	W	34	28
Davidson	A	L	22	23
North Carolina	A	L	19	49
Davidson	H	L	21	25
Guilford	H	L	24	33
Virginia Tech	A	L	20	32
Washington & Lee	H	L	12	35
VMI	A	L	11	25
Elks' Club	H	W	25	24
Wake Forest	H	L	22	25
Washington & Lee	H	L	31	32
Trinity (Duke)	A	W	28	23

1922-23
5-8 overall, 1-2 SC (13th)
Coach: Harry Hartsell
Captains: Thomas Leeper

Raleigh YMCA	H	W	31	16
Elon	H	L	20	26
Wake Forest	H	L	20	27
Davidson	H	L	8	19
Elon	A	W	35	32
Florida	H	W	30	18
Guilford	H	W	28	25
Davidson	H	W	26	22
Wake Forest	H	L	22	25
North Carolina	H	L	9	39
North Carolina	A	L	25	45
Trinity (Duke)	H	L	27	32
Trinity (Duke)	H	L	20	31



/// YEAR-BY-YEAR RESULTS

1923-24
7-16 overall, 2-4 SC (t-12th)
Coach: Richard Crozier
Captains: Red Johnson

Mercer	H	L	17	38
Fort Bragg	H	W	51	26
Durham Elks	H	L	20	40
Elon	H	L	30	34
Trinity (Duke)	A	L	23	35
Wofford	H	W	32	15
Furman	H	W	32	25
Clemson	H	W	22	15
Georgia	H	L	24	49
Mercer	H	L	23	32
Florida	H	W	41	24
Stetson	H	W	23	16
Wake Forest	H	L	15	29
Davidson	A	L	13	24
Guilford	A	L	27	35
Elon	A	L	14	17
South Carolina*	H	L	25	27
North Carolina	A	L	9	44
Davidson	H	W	39	33
North Carolina	H	L	24	41
Guilford	H	L	22	31
Trinity (Duke)	H	L	15	32
Wake Forest	A	L	17	25

GUS TEBELL ERA
(79-36)

1924-25
11-7 overall, 1-4 SC (t-14th)
Captains: Red Johnson

Lynchburg	A	L	18	21
Hampden-Sydney	A	W	38	14
Richmond	A	W	22	14
Duke	H	W	29	22
Lynchburg	H	W	33	21
Wake Forest	H	L	24	29
Elon	A	W	30	18
Guilford	A	W	50	22
Wake Forest	A	W	26	25
Guilford	H	W	20	16
North Carolina	H	L	17	27
South Carolina	H	L	23	24
Georgia Tech	H	W	35	12-
North Carolina	A	L	10	29
Virginia	H	L	20	21
Elon	H	W	28	18

SC TOURNAMENT
 (Atlanta, GA)

Maryland	N	W	30	16
Tulane	N	L	24	41

1925-26
20-4 overall, 5-3 SC 9 (t-7th)
Captains: F.P. Pickens

Atlantic Christian	H	W	37	20
Durham YMCA	H	W	45	12
High Point	A	W	33	21
Lenoir-Rhyne	A	W	26	11
Davidson	A	W	33	24
Wake Forest	A	W	37	33
Clemson	H	W	43	23
Duke	H	W	28	27
Clemson	H	W	32	16
Georgia Tech	A	L	22	23
Georgia	A	L	25	26
Elon	H	W	29	25
Duke	H	W	32	24
North Carolina	A	L	21	31
Auburn	H	W	43	36
Wake Forest	H	W	27	18
Guilford	H	W	30	16
Georgia Tech	H	W	30	14
North Carolina	H	W	17	8
Davidson	H	W	35	19
Elon	A	W	27	18
Guilford*	H	W	32	31

SC TOURNAMENT
 (Atlanta, GA)

Auburn	N	W	32	26
Mississippi State	N	L	29	32

1926-27
12-5 overall, 5-2 SC (6th)
Coach: Gus Tebell
Captains: Gordon Gresham

Rocky Mount YMCA	H	W	38	16
Atlantic Christian	H	W	33	14
Lenoir-Rhyne	H	W	55	20
Wake Forest	H	L	18	20
Duke	H	W	36	22
Wake Forest	H	L	25	27
VMI	A	W	30	24
Washington & Lee	A	W	41	34
Virginia	A	W	19	13
North Carolina	A	L	20	40
Davidson	H	W	32	20
Virginia Tech	H	W	29	24
North Carolina	H	L	13	19
Duke	H	W	29	23
Maryland	H	W	38	23
Elon	H	W	33	19

SC TOURNAMENT
 (Atlanta, GA)

S Carolina	N	L	26	32
------------	---	---	----	----

1927-28
10-8 overall, 3-6 SC (14th)
Captains: Jack McDowall

Atlantic Christian	H	W	38	22
High Point	H	W	46	20
Lenoir Rhyne	H	W	46	25
Wake Forest*	H	W	41	39
Duke	A	L	32	29
Wake Forest	H	W	48	41
Georgia	H	L	38	31
South Carolina	A	W	48	22
South Carolina	A	L	38	30
North Carolina	H	L	31	21
Wake Forest	H	W	45	30
Maryland	A	L	36	24
Virginia	A	W	33	23
VMI	A	L	36	29
Washington & Lee	A	W	45	29
North Carolina	A	L	31	21
Duke	H	W	37	27

SC TOURNAMENT
 (Atlanta, GA)

Mississippi	N	L	40	35
-------------	---	---	----	----

1928-29
15-6 overall, 6-5 SC (11th)
Southern Conference Champions
Captains: Henry Young

Furman	H	W	43	34
Lenoir-Rhyne	H	W	36	22
Wake Forest	H	W	27	20
South Carolina	H	W	48	15
North Carolina	A	L	32	41
Duke	H	W	40	26
Virginia	H	W	41	15
Georgia	A	L	37	45
Mercer	A	L	31	39
Florida	A	W	44	19
Florida	A	W	39	20
South Carolina	A	L	32	34
Duke	A	L	21	32
North Carolina	H	L	34	35
Wake Forest	H	W	44	12
VMI	H	W	42	32
Davidson	H	W	30	22

SC TOURNAMENT
 (Atlanta, GA)

Tennessee	N	W	48	32
Clemson	N	W	31	28
Mississippi	N	W	34	32
Duke	N	W	44	35

1929-30
11-6 overall, 7-5 SC (11th)
Captains: John Johnson

Atlantic Christian	H	W	47	11
High Point	H	W	44	24
Wake Forest	H	W	38	10
Virginia Tech	A	W	31	17
Washington & Lee	H	L	28	39

VMI	A	W	29	22
Duke	H	L	31	35
North Carolina	H	L	25	27
Virginia	A	W	36	31
Maryland	A	W	28	26
Georgia	H	W	28	24
Duke	H	L	26	33
North Carolina	A	W	28	26
Maryland	H	L	19	21
Davidson	H	W	43	17
Virginia Tech	H	W	41	18

SC TOURNAMENT
 (Atlanta, GA)

Univ. of South	N	L	19	25
----------------	---	---	----	----

R.R. SERMON ERA
(111-74)

1930-31
8-8 overall, 5-5 SC (11th)
Captains: Game Captains

Villanova	H	W	32	21
Wake Forest	H	W	42	20
Davidson	A	L	19	26
Alabama	A	L	15	22
Alabama	H	L	17	23
Auburn*	H	L	28	30
Georgia	A	L	20	26
Virginia Tech	H	W	22	18
Duke	H	W	24	19
North Carolina	A	L	16	22
North Carolina	H	W	23	20
Duke	H	W	26	23
Wake Forest	H	L	19	20
Davidson	H	W	30	23
VMI	A	W	25	13

SC TOURNAMENT
 (Atlanta, GA)

Kentucky	N	L	28	33
----------	---	---	----	----

1931-32
10-6 overall, 6-4 SC (10th)
Captains: Bud Rose

William & Mary	H	W	29	19
Virginia Tech	H	W	33	17
Wake Forest	H	W	19	14
Duke	A	L	18	28
North Carolina	H	W	19	18
VMI	A	W	31	22
Washington & Lee	H	L	15	20
Virginia	A	L	17	20
Virginia Tech	A	W	22	18
Davidson	H	W	27	26
Wake Forest	H	L	24	27
Duke	H	L	21	25
Washington & Lee	H	W	30	20
VMI	H	W	29	15
North Carolina	A	W	36	17

SC TOURNAMENT
 (Atlanta, GA)

Auburn	N	L	33	34
--------	---	---	----	----

1932-33
11-8 overall, 6-3 SC (4th)
Captains: George Nelms

Atlantic Christian	H	W	50	38
George Washington	A	L	29	34
Catholic University	A	L	23	26
Furman	H	W	34	14
Virginia Tech	H	W	46	18
North Carolina	A	L	23	32
Duke	H	L	29	36
Virginia Tech	A	W	45	25
Washington & Lee	A	W	39	37
VMI	A	W	39	24
Virginia	A	W	31	27
Wake Forest	H	L	19	23
Davidson	A	W	39	16
South Carolina	A	L	25	49
Duke	A	W	40	28
Wake Forest	H	W	25	22
Davidson	H	W	35	20
North Carolina	H	L	28	35

SC TOURNAMENT
 (Raleigh, NC)

Washington & Lee	H	L	34	35
------------------	---	---	----	----

1933-34
11-6 overall, 6-5 SC (5th)
Captains: Bob McQuage

Clemson	H	W	36	27
Wake Forest	H	W	27	19
Davidson	A	W	32	29
Duke	H	L	29	33
Virginia	H	W	35	31
North Carolina	H	W	34	30
Virginia Tech	H	W	45	30
Washington & Lee	H	W	30	17
Wake Forest	H	W	33	19
Davidson	H	W	50	26
North Carolina	A	L	24	45
Virginia Tech	A	W	46	30
Washington & Lee	H	L	37	43
South Carolina	H	L	27	33
Duke	A	L	34	41

SC TOURNAMENT
 (Raleigh, NC)

South Carolina	H	W	43	24
Washington & Lee	H	L	28	32

1934-35
10-9 overall, 6-5 SC (6th)
Captains: Ray Rex

Wofford	H	L	34	37
Wake Forest	H	W	52	26
Duke	H	W	28	25
Davidson	A	W	29	21
Furman	A	L	26	27
Clemson	H	L	21	44
South Carolina	A	L	25	42
Virginia Tech	H	W	29	17
North Carolina	A	L	27	32
Wake Forest	H	W	39	20
South Carolina	H	W	30	25
Virginia Tech	A	W	40	21
VMI	A	W	31	27
Washington & Lee	A	W	35	26
North Carolina	H	L	35	37
Davidson	H	L	28	39
Duke	A	L	28	35

SC TOURNAMENT
 (Raleigh, NC)

VMI	H	W	42	30
North Carolina	H	L	28	30

1935-36
15-4 overall, 10-3 SC (3rd)
Captains: Charles Ayccock

Clemson	H	W	47	34
Davidson	H	W	55	17
Virginia	H	W	40	28
North Carolina	A	L	35	37
South Carolina	H	W	54	31
Duke	H	W	36	33
Virginia Tech	H	W	44	28
Wake Forest	H	W	36	22
Wake Forest	H	W	26	24
Virginia Tech	A	W	46	44
Washington & Lee	A	L	23	34
VMI	A	W	52	34
Davidson	H	W	43	32
South Carolina	A	W	39	23
Clemson	H	W	27	21
Duke	A	W	32	29
North Carolina	H	L	29	31

SC TOURNAMENT
 (Raleigh, NC)

Clemson*	H	W	32	31
North Carolina	H	L	28	36



1936-37
15-9 overall, 14-7 SC (4th)
Captains: Neil Dalrymple

William & Mary	H	W	49	21
South Carolina	H	W	40	36
Clemson	H	W	54	29
Wake Forest	H	W	49	31
Duquesne	H	L	33	53
Davidson	H	W	41	35
North Carolina	H	L	35	41
Duke	H	W	30	27
Virginia	H	W	40	17
Maryland	H	W	35	33
North Carolina	A	L	31	34
Virginia Tech	A	W	36	24
Washington & Lee	A	L	26	27
VMI	A	W	49	32
South Carolina	A	L	23	30
Clemson*	A	W	41	40
Davidson	H	W	51	34
Virginia Tech	H	W	38	29
Wake Forest	H	L	33	41
Duke*	A	L	33	36
Maryland	A	L	35	41
William & Mary	H	W	58	20

SC TOURNAMENT
(Raleigh, NC)

Maryland	H	W	42	35
Washington & Lee	H	L	23	34

1937-38
13-6 overall, 10-3 SC (2nd)
Captains: Connie M. Berry

McCrary Eagles	H	L	38	50
Roanoke College	H	W	36	34
Georgia	H	W	24	21
Georgia Tech	H	L	30	35
Wofford	H	W	48	25
South Carolina	A	W	37	27
Clemson	H	W	33	31
Davidson	H	W	25	24
Wake Forest	H	W	45	44
North Carolina	A	L	31	39
Duke	H	L	29	40
Clemson	H	W	55	35
South Carolina	H	W	41	22
The Citadel	H	W	43	29
Wake Forest	H	W	45	41
Davidson	H	W	46	34
Duke	A	W	49	45
North Carolina	H	L	32	41

SC TOURNAMENT
(Raleigh, NC)

Duke	H	L	44	33
------	---	---	----	----

1938-39
10-7 overall, 7-6 SC (6th)
Captains: P.G. Hill, Bill Mann

William & Mary	H	L	28	32
Florida	A	W	55	21
Florida	A	W	34	30
Stetson	H	W	25	16
Clemson	H	W	54	37
Wake Forest	H	L	26	46
Davidson	H	W	40	36
North Carolina	H	W	35	22
Duke	A	L	37	43
VMI	H	W	48	29
Maryland	H	W	46	40
Wake Forest	H	L	42	46
North Carolina	A	L	25	45
Duke	H	L	39	40
Virginia Tech	H	W	52	35

SC TOURNAMENT
(Raleigh, NC)

Duke	H	W	40	39
The Citadel	H	W	40	38
Maryland	H	L	53	29

1939-40
8-11 overall, 5-10 SC (11th)
Captains: James Sevier

Rocky Mount YMCA	H	W	26	20
McCrary Eagles	H	W	41	36

Appalachian	H	L	25	39
Davidson	H	L	41	53
South Carolina	A	L	26	33
Clemson	H	L	31	66
Clemson	H	L	38	43
North Carolina	A	L	41	52
Maryland	H	L	36	43
Duke	H	L	27	57
Miami	H	W	46	35
William & Mary	H	W	36	29
Wake Forest	H	W	38	32
Davidson	H	W	40	27
Wake Forest	H	L	23	61
North Carolina	H	L	36	60
Duke	A	L	37	46
South Carolina	H	W	37	26
Furman	H	W	32	31

BOB WARREN ERA
(21-16)

1940-41
6-9 overall, 6-9 SC (11th)
Captains: Ray Smith

Clemson	H	L	39	43
Davidson	H	W	48	39
Clemson	H	W	44	43
North Carolina	H	L	26	47
Wake Forest	H	L	40	50
Duke	A	W	39	38
The Citadel	H	L	50	57
Virginia Tech	A	L	35	54
VMI	A	L	28	40
Davidson	H	W	51	43
North Carolina	A	L	30	60
Wake Forest	H	W	40	37
Duke	H	L	37	44
VMI	H	W	37	35
South Carolina	H	L	40	56

1941-42
15-7 overall, 9-4 SC (4th)
Captains: C.V. Strayhome, J.C. Tabscot

McCrary Eagles	H	W	60	47
McCrary Eagles	H	W	46	37
Georgetown (Ky)	H	L	36	44
Hanes Hosiery	H	L	45	54
Hanes Hosiery	H	W	45	36
Davidson	H	W	71	36
Clemson	H	W	52	36
North Carolina	A	L	28	41
Coll. of Charleston	A	W	59	38
The Citadel	A	W	41	23
Davidson	H	W	60	43
Duke	H	L	28	40
Wake Forest	H	L	43	44
The Citadel	H	W	60	40
North Carolina	H	W	32	30
Duke	H	L	48	53
Wake Forest	H	W	44	38
Virginia Tech	H	W	54	43
South Carolina	H	W	64	54

SC TOURNAMENT
(Raleigh, NC)

South Carolina	H	W	56	43
William & Mary	H	W	53	52
Duke	H	L	34	45

LEROY JAY ERA
(28-45)

1942-43
7-9 overall, 7-5 SC (t-7th)
Captains: Bernie Mock

Clemson	H	W	48	40
Davidson	H	L	37	48
Fort Bragg	H	L	39	51
NC Pre-Flight	H	L	55	60
North Carolina	H	W	47	36
Virginia Tech	H	W	43	40
Chapel Hill Pre-Flight	H	L	37	38
Duke	A	L	47	60
Clemson	H	W	69	34

George Wash.	H	L	40	46
North Carolina	A	L	36	45
Wake Forest	H	W	42	37
Wake Forest	H	W	52	36
Duke	H	L	32	53
Davidson	H	W	53	45

SC TOURNAMENT
(Raleigh, NC)

Davidson	H	L	30	33
----------	---	---	----	----

1943-44
5-13 overall, 2-5 SC (9th)
Captains: Game Captains

Cherry Point	H	L	29	61
Seymour Johnson	H	L	33	53
Camp Butner	H	L	38	43
Fort Bragg	H	L	37	51
North Carolina	A	L	24	52
Camp Butner	H	W	43	42
NC Pre-Flight	H	L	32	71
North Carolina	H	L	27	42
Catawba	H	L	36	48
Duke	H	L	36	60
N.C. Pre-Flight	H	L	31	46
Catawba	H	W	42	22
Davidson	H	W	42	33
Davidson	H	L	27	41
Duke	A	L	32	53
Davidson	H	W	54	31

SC TOURNAMENT
(Raleigh, NC)

Maryland	H	W	42	23
Duke	H	L	40	32

1944-45
10-11 overall, 7-5 SC (6th)
Captains: Game Captains

Jamesville	H	W	35	23
Camp Butner	H	L	33	58
Fort Bragg	H	L	27	39
Seymour Johnson	H	L	23	39
Navy Pre-Flight	H	L	34	51
Maryland	H	W	46	32
William & Mary	H	W	54	37
Catawba	H	L	31	35
Davidson	H	W	44	31
Seymour Johnson	H	W	48	35
William & Mary	H	L	28	33
Maryland	A	W	57	42
North Carolina	A	L	46	61
Duke	A	L	38	48
Wake Forest	H	W	57	37
Catawba	H	W	36	32
Davidson	H	W	55	25
North Carolina	H	L	35	43
Wake Forest	H	W	46	38
Duke	H	L	40	47

SC TOURNAMENT
(Raleigh, NC)

North Carolina	H	L	55	28
----------------	---	---	----	----

1945-46
6-12 overall, 5-7 SC (t-9th)
Captains: Game Captains

Hanes Hosiery	H	W	60	59
Maryland	H	L	39	47
Clemson	A	W	48	43
Davidson	H	W	44	41
Duke	H	L	34	46
McCrary Eagles	H	L	29	54
Virginia	A	L	29	53
Maryland	A	L	33	37
North Carolina	A	L	34	71
Little Creek	H	L	34	45
Wright Field	H	L	43	65
Duke	A	L	33	56
Wake Forest	H	W	34	30
North Carolina	H	L	44	55
Clemson	H	W	51	46
Wake Forest	H	L	27	47
Davidson	H	W	49	42

SC TOURNAMENT
(Raleigh, NC)

Duke*	H	L	38	44
-------	---	---	----	----

EVERETT CASE ERA
(377-134)

1946-47
26-5 overall, 11-2 SC (1st)
Southern Conference
RS & Tournament Champions
Captains: Leo Katkaveck

12/3/46	CHERRY POINT MARINES	W	63-28
12/6/46	vs. McCrary Eagles (N1)	W	59-50
12/7/46	at Cherry Point Marines	L	50-46
12/10/46	HANES HOSIERY	W	75-40
12/20/46	vs. Tulane (N2)	W	54-44
12/21/46	at Anderson College	W	68-65
12/28/46	vs. Franklin College (N3)	W	69-50
12/30/46	vs. Holy Cross (N2)	W	58-42
1/1/47	at Akron	W	53-40
1/2/47	at Georgetown	W	52-41
1/4/47	at Hanes Hosiery	L	47-44
1/10/47	at Davidson	W	53-48
1/11/47	at Clemson	W	86-54
1/15/47	CLEMSON	W	69-21
1/18/47	at Duke	L	60-53
1/25/47	WAKE FOREST	W	65-48
1/28/47	FURMAN	W	53-33
2/1/47	at No. Carolina*	W	48-46
2/4/47	WM & MARY	W	45-33
2/6/47	NEW YORK UNIVERSITY	W	47-43
2/7/47	at Furman	W	71-51
2/10/47	THE CITADEL	W	75-35
2/14/47	at Wake Forest	L	44-39
2/18/47	DUKE	W	85-57
2/22/47	DAVIDSON	W	65-56

SC TOURNAMENT
(Durham, NC)

3/6/47	vs. Maryland	W	55-43
3/7/47	vs. George W Wash	W	70-47
3/8/47	No. Carolina	W	50-48

NIT
(New York, NY)

vs. St. John's	W	61-55
vs. Kentucky	L	60-42
vs. West Virginia	W	64-52

(N1) Asheville, N.C.
(N2) Indianapolis (N3) Shelbyville, Ind.



/// YEAR-BY-YEAR RESULTS

1947-48

**29-3 overall, 12-0 SC (1st)
Southern Conference**

**RS & Tournament Champions
Captain: Leo Katkaveck**

N/A	CHATHAM BLANKETEERS	W, 79-38
N/A	FORT BRAGG (82nd, AB)	W, 79-43
12/2/47	at Hanes Hosiery	W, 77-56
12/4/47	CATAWBA	W, 68-41
12/6/47	at High Point	W, 78-42
12/8/47	CHATHAM BLANKETEERS	W, 100-35
12/10/47	HANES HOSIERY	W, 62-48
N/A	FORT BRAGG (82nd, AB)	W, 85-40
12/18/47	at West Virginia	L, 68-64
12/20/47	at St. John's	W, 76-56
12/27/47	at Cincinnati	W, 65-54
12/30/47	vs. Holy Cross * (N1)	L, 56-51
1/5/48	GEORGE WASH	W, 67-45
1/9/48	vs. Davidson (N2)	W, 72-39
1/10/48	at Furman	W, 95-49
1/13/48	MCCRARY EAGLES	W, 93-45
1/23/48	HIGH POINT	W, 110-50
1/26/48	at Hampden-Sydney	W, 98-6
1/28/48	FURMAN	W, 73-34
1/31/48	at Wake Forest	W, 72-43
2/3/48	NO. CAROLINA	W, 81-42
2/7/48	GEORGETOWN	W, 87-46
2/14/48	at Duke	W, 44-43
2/17/48	DAVIDSON	W, 89-52
2/19/48	DUKE	W, 70-37
2/21/48	at No. Carolina	W, 69-45
2/25/48	at VMI	W, 90-47
2/28/48	WAKE FOREST	W, 65-54
	SC TOURNAMENT (Durham, NC)	
	WILLIAM & MARY	W, 73-52
	NO. CAROLINA	W, 55-50
	at Duke	W, 58-50
	NIT (New York, NY)	
	vs. DePaul	L, 75-64

(N1) New Orleans, La. (N2) Charlotte, N.C.

1948-49

**25-8 overall, 14-1 SC (1st)
Southern Conference**

**RS & Tournament Champions
Captains: Vic Bubas, Warren Cartier**

11/30/48	at Hanes Hosiery	L, 49-38
12/3/48	HANES HOSIERY	W, 53-47
12/6/48	GEORGE WASH	W, 66-37
12/10/48	WEST VIRGINIA	W, 56-36
12/17/48	vs. Pittsburgh (N1)	W, 77-42
12/20/48	at Nevada-Reno	W, 49-48
12/21/48	at Nevada-Reno	W, 70-51
12/23/48	at San Francisco	L, 54-47
	LOS ANGELES TOURNAMENT	
12/28/48	vs. Wyoming (N2)	L, 41-39
12/31/48	vs. Loyola (Ca.) (N2)	L, 61-59
1/4/49	vs. Canisius (N3)	W, 76-60
1/6/49	at Long Island	L, 65-61
1/8/49	at Villanova	L, 62-59
1/11/49	vs. Davidson (N4)	W, 64-47
1/12/49	LOUISVILLE	L, 72-71
1/15/49	at Duke	W, 53-52
1/18/49	at Furman	W, 81-57
1/22/49	NO. CAROLINA	W, 67-36
1/25/49	QUANTICO (15, NR)	W, 64-40
1/28/49	at Richmond (15, NR)	W, 77-56
1/29/49	at George Wash (15, NR)	W, 60-59
2/2/49	at Wake Forest (17, NR)	L, 52-49
2/5/49	at Wm & Mary (17, NR)	W, 66-52
2/8/49	WAKE FOREST	W, 83-39
2/11/49	DUKE	W, 47-44
2/15/49	DAVIDSON (18, NR)	W, 62-34
2/19/49	at No. Carolina (18, NR)	W, 79-39
2/22/49	FURMAN	W, 76-45
2/25/49	at Wash & Lee	W, 81-46
2/26/49	at LaSalle	W, 60-56
	SC TOURNAMENT (Durham, NC)	
3/3/49	vs. Wake Forest (15, NR)	W, 64-42
3/4/49	vs. No. Carolina (15, NR)	W, 43-40
3/4/49	George Wash (15, NR)	W, 55-39

(N1) Durham, N.C. (N2) Los Angeles, Calif. (N3) Cleveland, Ohio (N4) Charlotte, N.C.

REYNOLDS COLISEUM ERA

**1949-50
27-6 overall, 12-2 SC (1st)
Southern Conference**

**RS & Tournament Champions
Captain: Dick Dickey**

12/2/49	WASH & LEE	W, 67-47
12/5/49	DAVIDSON	W, 77-43
12/8/49	GEORGE WASH	W, 74-52
12/15/49	LOYOLA (Cal.)	W, 62-47
12/19/49	MICHIGAN	L, 54-46
12/20/49	MICHIGAN +	W, 63-52
12/28/49	RHODE ISLAND	W, 81-64
12/29/49	GA. TECH	W, 57-34
12/30/49	PENN STATE	W, 50-40
1/3/50	SAN FRANCISCO	W, 69-54
1/7/50	at Duke (7, NR)	L, 58-55
1/10/50	vs. Davidson (9, NR) (N1)	W, 44-38
1/12/50	WM & MARY (9, NR)	W, 72-58
1/14/50	LASALLE (9,13)	L, 66-51
1/17/50	at Long Island (12, 3)	W, 55-52
1/21/50	at No. Carolina (12, NR)	W, 61-57
1/25/50	LOUISVILLE (10, NR)	W, 79-53
1/28/50	VA. TECH (10, NR)	W, 81-56
2/2/50	at Wake Forest (9, NR)	W, 57-50
2/4/50	FURMAN (9, NR)	W, 74-38
2/7/50	at Wm & Mary (8, NR)	L, 54-50
2/11/50	WAKE FOREST (8, NR)	W, 73-35
2/14/50	DUKE (8, NR)	W, 68-50
2/18/50	at Louisville (8, NR)	W, 66-52
2/21/50	NO. CAROLINA (9, NR)	W, 70-44
2/25/50	VILLANOVA * (9, NR)	L, 65-64
	SC TOURNAMENT (Durham, NC)	
N/A	vs. Va. Tech	W, 67-42
N/A	vs. Wake Forest	W, 59-53
N/A	vs. Duke	W, 67-47
3/18/50	Conference All-Stars	W, 84-61
	NCAA TOURNAMENT (New York, NY)	
3/24/50	vs. Holy Cross	W, 87-74
3/25/50	vs. City College of NY	L, 78-73
3/28/50	vs. Baylor (N1)	W, 53-41

(N1) Charlotte, N.C. + Dixie Classic

**1950-51
30-7 overall, 13-1 SC (1st)
Southern Conference**

**RS & Tournament Champions
Captain: Sammy Ranzino**

11/28/50	FURMAN	W, 102-41
12/2/50	LOYOLA (Md.)	W, 71-53
12/5/50	DAVIDSON	W, 87-53
12/7/50	at George Washington	W, 86-71
12/14/50	EASTERN KENTUCKY	W, 65-64
12/16/50	at Temple	W, 83-62
12/18/50	MICHIGAN	W, 65-62
12/20/50	VILLANOVA (3,18) +	L, 68-61
12/28/50	TULANE (6, NR)	W, 89-75
12/29/50	WAKE FOREST (6, NR)	W, 72-56
12/30/50	COLGATE (6, NR)	W, 85-76
1/1/51	YALE (6, NR)	W, 85-57
1/3/51	GEORGE WASH (7, NR)	W, 93-59
1/6/51	at Duke (7, NR)	W, 77-71
1/9/51	at Davidson (7, NR)	W, 70-61
1/12/51	WM & MARY (7, NR)	W, 61-54
1/13/51	at Villanova (7, 16)	L, 66-64
1/16/51	at Wake Forest (9, NR)	W, 64-45
1/20/51	LASALLE (9, NR)	W, 76-74
1/23/51	VA. TECH (8, NR)	W, 114-66
1/27/51	NO. CAROLINA (8, NR)	W, 71-58
1/31/51	at Louisville (8, NR)	L, 86-70
2/3/51	at Wm & Mary (8, NR)	L, 88-78
2/6/51	TEMPLE (10, NR)	W, 86-58
2/10/51	DUKE (10, NR)	W, 75-65
2/13/51	LOUISVILLE (9, 14)	W, 92-78
2/17/51	at No. Carolina (9, NR)	W, 68-53
2/20/51	WAKE FOREST (9, NR)	W, 78-56
2/24/51	GEORGETOWN (9, NR)	W, 101-83
	SC TOURNAMENT (Raleigh, NC)	
3/1/51	SO. CAROLINA (8, NR)	W, 83-53
3/2/51	DUKE (8, NR)	W, 67-63
3/3/51	MARYLAND (8, NR)	W, 54-45

3/10/51	CONFERENCE ALL-STARS NIT (New York, NY)	W, 94-70
	vs. Seton Hall	L, 71-59
	NCAA Tournament (Raleigh, NC)	
3/20/51	VILLANOVA (8, 20)	W, 67-62
3/22/51	ILLINOIS (8, 5)	L, 84-70
3/24/51	ST. JOHN'S (8, 9)	L, 71-59

+ Dixie Classic

**1951-52
24-10 overall, 12-2 SC (2nd)
Southern Conference**

**Tournament Champions
Captain: Lee Terrill**

12/1/51	FURMAN	W, 89-53
12/4/51	at Davidson	W, 74-48
12/6/51	at Wake Forest	W, 65-62
12/13/51	TEXAS TECH (10, NR)	L, 63-62
12/15/51	EASTERN KY. (10, 19)	W, 70-58
12/18/51	at George Wash (9, NR)	W, 86-57
12/20/51	at Manhattan (9, NR)+	L, 69-50
12/27/51	NAVY (19, NR)	W, 71-51
12/28/51	NO. CAROLINA (19, NR)	W, 58-51
12/29/51	CORNELL (19, NR)	W, 51-49
1/2/52	FORDHAM (17, NR)	L, 62-59
1/5/52	at Duke ** (17, NR)	W, 72-70
1/8/52	vs. So. Carolina (N1)	W, 85-76
1/12/52	WM & MARY	W, 82-46
1/15/52	LOUISVILLE (17, 13)	L, 73-68
1/19/52	at Villanova (17, NR)	L, 86-71
1/22/52	LOYOLA (Md.)	W, 74-33
1/26/52	at No. Carolina*	W, 58-53
1/29/52	BOWLING GREEN	L, 72-67
2/2/52	VILLANOVA	W, 71-69
2/4/52	at Pittsburgh	W, 62-54
2/5/52	at Wm & Mary	L, 70-61
2/9/52	DAVIDSON	W, 72-49
2/12/52	DUKE	L, 71-58
2/16/52	GEORGE WASHINGTON	W, 71-58
2/19/52	at Louisville (NR, 15)	L, 82-67
2/23/52	NORTH CAROLINA	W, 71-52
2/26/52	WAKE FOREST	W, 65-51
3/1/52	CINCINNATI	W, 77-64
	SC TOURNAMENT (Raleigh, NC)	
3/6/52	FURMAN	W, 73-68
3/7/52	GEORGE WASHINGTON	W, 76-64
3/8/52	DUKE (NR, 12)	W, 77-68
	NCAA EASTERN REGIONALS (Raleigh, NC)	
3/21/52	ST. JOHN'S (NR, 10)	L, 60-49
3/22/52	PENN STATE	W, 69-60

(N1) Charlotte, N.C. + Dixie Classic

**1952-53
26-6 overall, 13-3 SC (1st)
Southern Conference**

**Regular Season Champions
Captains: Bob Speight, Bill Kukoy**

12/1/52	FURMAN	W, 77-69
12/4/52	WASHINGTON & LEE	W, 88-63
12/6/52	DAVIDSON	W, 82-47
12/9/52	at Wake Forest	L, 51-50
12/11/52	RHODE ISLAND	W, 105-66
12/13/52	EASTERN KENTUCKY	W, 88-75
12/18/52	at George Washington	W, 75-68
12/20/52	TEXAS TECH (6, NR)	W, 80-55
12/23/52	at St. John's (6, NR)	L, 67-56
12/27/52	DARTMOUTH (6, NR)+	W, 96-50
12/29/52	PRINCETON (6, NR)+	W, 87-63
12/30/52	HOLY CROSS (11, 6)+	W, 75-59
12/31/52	BYU (11, 6)+	W, 75-59
1/3/53	at Cincinnati (11, NR)	W, 77-72
1/6/53	at Davidson (9, NR)	W, 105-71
1/10/53	at Duke (9, NR)	W, 82-64
1/13/53	vs. Wm & Mary (8, NR)(N1)	W, 62-58
1/17/53	GEORGE WASH. (8, NR)	W, 76-69
1/24/53	NO. CAROLINA (8, NR)	L, 70-69
1/28/53	at Villanova (12, NR)	L, 89-81
1/31/53	WAKE FOREST (12, NR)	W, 99-80
2/4/53	vs. So. Carolina (15, NR)(N2)	W, 91-51
2/7/53	WM & MARY (15, NR)	W, 101-71
2/11/53	VILLANOVA (12, NR)	W, 94-72

2/14/53	DUKE (12, NR)	L, 84-82
2/17/53	at Wash. & Lee (15, NR)	W, 108-69
2/24/53	at No. Carolina (13, NR)	W, 87-66
2/28/53	FORDHAM * (13, NR)	W, 73-70
	CINCINNATI	W, 100-64
	SC TOURNAMENT (Raleigh, NC)	
3/5/53	NORTH CAROLINA (12, NR)	W, 86-54
3/6/53	WEST VIRGINIA (12, NR)	W, 85-80
3/7/53	WAKE FOREST (12, NR)	L, 71-70

(N1) Norfolk, Va. (N2) Charlotte, N.C. + Dixie Classic

ACC ERA

**1953-54
26-7 overall, 5-3 ACC (4th)
ACC Tournament Champions**

Captain: Mel Thompson

12/1/53	FURMAN	W, 100-74
12/5/53	DAVIDSON	W, 99-41
12/8/53	at Wake Forest (7, NR)	L, 81-69
12/12/53	EASTERN KY. (7, NR)	W, 83-60
12/19/53	PENN STATE (8, NR)	W, 89-74
12/22/53	RIO GRANDE (9, NR)	W, 92-77
12/26/53	PENN (9, NR) +	W, 71-69
12/28/53	SETON HALL (9, NR)	W, 72-70
12/29/53	NAVY (9, NR)	L, 85-75
12/30/53	WAKE FOREST (9, NR)	L, 86-79
1/2/54	at Villanova (9, NR)	W, 69-65
1/5/54	VIRGINIA TECH (20, NR)	W, 91-62
1/9/54	at Duke (20, 8)	L, 87-85
1/12/54	vs. South Carolina (N1)	W, 68-62
1/16/54	WAKE FOREST	W, 91-76
1/19/54	at North Carolina	W, 84-77
1/23/54	LA SALLE (NR, 19)	L, 88-78
1/30/54	ST. JOHN'S	W, 84-61
2/2/54	vs. Wm & Mary (N2)	W, 80-70
2/6/54	VILLANOVA	W, 82-70
2/9/54	DUKE (19, 15)	L, 90-89
2/13/54	WM & MARY (19, NR)	W, 65-48
2/16/54	vs. Virginia Tech (N3)	W, 96-54
2/20/54	CLEMSON	W, 113-59
2/22/54	at Davidson	W, 101-54
2/24/54	NORTH CAROLINA	W, 57-48
2/27/54	GEORGE WASHINGTON	W, 81-63
	ACC TOURNAMENT (Raleigh, NC)	
3/4/54	NORTH CAROLINA (18, NR)	W, 52-51
3/5/54	DUKE (18, 11)	W, 79-75
3/6/54	WAKE FOREST (18, NR)*	W, 82-80
	NCAA PLAYOFF (Durham, NC)	
3/8/54	vs. GW (1st Rd) (18, 9)	W, 75-73
	NCAA EASTERN REGIONAL (Philadelphia, PA)	
3/12/54	vs. La Salle (10, 1)	L, 88-81
3/13/54	vs. Cornell (10, NR)	W, 65-54

(N1) Charlotte, N.C. (N2) Norfolk, Va. (N3) Lynchburg, Va. + Dixie Classic



1954-55
28-4 overall, 12-2 ACC (1st)
ACC Tournament Champions
Captains: Dave Gotkin

12/1/54	WILLIAM & MARY	W, 111-97
12/4/54	TEMPLE	W, 70-65
12/7/54	at Wake Forest (10,17)	W, 100-81
12/9/54	PENN STATE	W, 99-77
12/11/54	EASTERN KY. (10,NR)	W, 66-53
12/14/54	at Clemson (4,NR)	W, 112-72
12/15/54	at South Carolina (4,NR)	W, 91-62
12/18/54	TEXAS TECH (4,NR)	W, 85-74
12/21/54	at St. John's* (5, NR)	W, 76-75
12/27/54	CORNELL (5, NR) +	W, 95-61
12/28/54	NORTH CAROLINA (2,NR)+	W, 47-44
12/29/54	MINNESOTA (2,11)	W, 85-84
1/1/55	at Villanova (2,NR)	L, 91-78
1/8/55	at Duke (3,17)	W, 96-91
1/12/55	FURMAN (2,NR)	W, 105-81
1/13/55	at Maryland (2,11)	L, 68-64
1/15/55	WAKE FOREST* (2,NR)	W, 75-73
1/18/55	NORTH CAROLINA (2,NR)	L, 84-80
1/22/55	LA SALLE (2,4)	W, 76-73
1/29/55	VILLANOVA (3,NR)	L, 107-96
2/1/55	VIRGINIA (6,NR)	W, 98-91
2/5/55	CLEMSON (6,NR)	W, 119-85
2/8/55	at Virginia (7,NR)	W, 114-97
2/9/55	vs. Wm & Mary (N1) (7,NR)	W, 126-99
2/12/55	SOUTH CAROLINA (7,NR)	W, 93-71
2/15/55	DUKE (7,NR)	W, 84-78
2/19/55	Maryland (7,11)	W, 78-58
2/22/55	at North Carolina (6,NR)	W, 79-75
2/26/55	GEORGE WASH. (6,10)	W, 68-59
ACC TOURNAMENT (Raleigh, NC)		
3/3/55	CLEMSON (5,NR)	W, 101-76
3/4/55	WAKE FOREST (5,NR)	W, 85-70
3/5/55	DUKE (5,NR)	W, 87-77
(N1) Norfolk, Va. + Dixie Classic		

1955-56
24-4 overall, 11-3 ACC (t-1st)
ACC Tournament Champions
Captains: Phil DiNardo

12/1/55	FLORIDA STATE	W, 88-63
12/3/55	PENN STATE	W, 78-42
12/6/55	at Wake Forest (3,NR)	W, 90-81
12/10/55	EASTERN KY. (3,NR)	W, 83-74
12/13/55	at Clemson (2,NR)	W, 100-83
12/14/55	vs. South Carolina (2,NR)	W, 90-65
12/17/55	WEST VIRGINIA (2,15)	W, 92-71
12/21/55	BYU (2,5)	W, 95-81
12/29/55	OREGON STATE (3,NR) +	W, 59-54
12/30/55	WAKE FOREST(3,NR) +	W, 70-58
1/7/56	at Duke (2,11)	L, 68-58
1/12/56	at Maryland (3,NR)	W, 73-64
1/18/56	at North Carolina (3,9)	L, 73-69
1/21/56	WM & MARY (3,NR)	W, 90-71
1/28/56	ST JOHN'S (4,NR)	W, 82-70
1/31/56	VIRGINIA (4,NR)	W, 99-54
2/4/56	CLEMSON (4,NR)	W, 105-88
2/7/56	at Virginia	W, 77-76
2/11/56	SOUTH CAROLINA (4,NR)	W, 95-68
2/14/56	DUKE (5,11)	W, 90-81
2/18/56	MARYLAND (5,NR)	L, 71-62
2/21/56	NORTH CAROLINA (6,9)	W, 79-73
2/25/56	WAKE FOREST* (6,NR)	W, 80-78
ACC TOURNAMENT (Raleigh, NC)		
3/1/56	CLEMSON (5,NR)	W, 88-84
3/2/56	DUKE (5,11)	W, 91-79
3/3/56	WAKE FOREST (5,20)	W, 86-64
NCAA TOURNAMENT (New York, NY)		
3/12/56	vs. Canisius**** (2,NR)	L, 79-78
(N1) Charlotte, N.C. + Dixie Classic		

1956-57
15-11 overall, 7-7 ACC (t-4th)
Captains: John Maglio, Cliff Hafer, Nick Pond, Bob Seitz

12/1/56	PITTSBURGH	W, 97-85
12/5/56	at Wake Forest	W, 73-63
12/8/56	PENN STATE	W, 66-60
12/11/56	at Clemson* (8,NR)	L, 96-94
12/12/56	vs. South Carolina (N1)(8,NR)	L, 75-61

12/15/56	vs. George Washington (N1) (8,NR)	W, 76-62
12/17/56	EASTERN KY. (8,NR)	W, 90-73
12/20/56	at La Salle (19,NR)	L, 83-76
12/22/56	at West Virginia (19,8)	L, 107-79
12/27/56	IOWA +	W, 84-70
12/28/56	WAKE FOREST +	L, 73-66
12/29/56	DUKE (NR,9)	W, 102-80
1/5/57	at Duke	L, 92-85
1/10/57	FLORIDA STATE	W, 63-58
1/15/57	NORTH CAROLINA (NR,2)	L, 57-83
1/19/57	at Maryland	L, 79-66
1/29/57	vs. Virginia (N2)	W, 80-63
2/2/57	CLEMSON	W, 75-71
2/5/57	VIRGINIA	W, 87-60
2/9/57	SOUTH CAROLINA	W, 98-85
2/12/57	DUKE (NR,17)	W, 79-72
2/16/57	MARYLAND	L, 56-49
2/19/57	at North Carolina (NR,1)	L, 86-57
2/23/57	VILLANOVA	W, 78-64
3/2/57	WAKE FOREST (NR,13)	W, 75-71
ACC TOURNAMENT (Raleigh, NC)		
3/7/57	WAKE FOREST (NR,20)	L, 66-57
(N1) Charlotte, N.C. (N2) Portsmouth, Va. + Dixie Classic		

1957-58
18-6 overall, 10-4 ACC (t-2nd)
Captains: Whitey Bell

12/2/57	ATLANTIC CHRISTIAN	W, 72-44
12/5/57	at Wake Forest	W, 62-51
12/7/57	PENN STATE	W, 80-62
12/10/57	at Clemson (12,NR)	L, 63-59
12/11/57	at South Carolina (12,NR)	W, 86-73
12/14/57	EASTERN KY. (12,NR)	W, 78-75
12/19/57	at Villanova (20,NR)	W, 57-56
12/26/57	NORTHWESTERN (13,NR)+W,	71-68
12/27/57	WAKE FOREST (13,NR) +	W, 63-61
12/28/57	NORTH CAROLINA (13,4)	L, 39-30
1/1/58	VIRGINIA (11,NR)	W, 84-70
1/11/58	at Duke** (13,NR)	L, 76-75
1/15/58	at North Carolina* (20,6)	W, 58-57
1/20/58	at Maryland (20,8)	W, 57-48
2/1/58	CLEMSON (10,NR)	W, 56-54
2/4/58	vs. Virginia (9,NR)	W, 61-58
2/8/58	SOUTH CAROLINA	W, 86-55
2/11/58	DUKE (10,8)	L, 65-48
2/15/58	MARYLAND**** (10,9)	W, 69-64
2/18/58	NORTH CAROLINA (9,16)	L, 81-69
2/22/58	LA SALLE (9,NR)	W, 71-62
3/1/58	WAKE FOREST (11,NR)	W, 91-70
ACC TOURNAMENT (Raleigh, NC)		
3/6/58	SOUTH CAROLINA* (14,NR)W,	66-61
3/7/58	NORTH CAROLINA (14,13)	L, 64-58
(N1) Portsmouth, Va. + Dixie Classic		

1958-59
22-4 overall, 12-2 ACC (t-1st)
ACC Tournament Champions
RS & Tournament
Captains: Lou Pucillo

12/1/58	PENN STATE	W, 70-54
12/3/58	at Maryland	W, 55-53
12/6/58	WAKE FOREST**	W, 56-52
12/9/58	at Clemson (5,NR)	W, 56-54
12/17/58	at La Salle (4,NR)	W, 82-66
12/19/58	at Kansas State (4,3)	L, 69-67
12/20/58	at Kansas (4,NR)	W, 66-63
12/29/58	LOUISVILLE* (6,NR) +	W, 67-61
12/30/58	CINCINNATI (5,2) +	W, 69-60
12/31/58	MICHIGAN STATE (5,7)	W, 70-61
1/6/59	VIRGINIA (2,NR)	W, 73-68
1/10/59	at Duke (2,NR)	W, 67-60
1/14/59	NORTH CAROLINA* (1,3)	L, 72-68
1/17/59	at Wake Forest	W, 64-59
NORTH-SOUTH DOUBLEHEADER		
1/30/59	vs. South Carolina (N1) (6,NR)W,	63-53
1/31/59	vs. Clemson*(N1) (6,NR)	W, 69-54
2/3/59	at Virginia (6,NR)	W, 87-70
2/7/59	SOUTH CAROLINA (6,NR)	W, 72-65
2/10/59	DUKE (6,NR)	W, 80-72
2/14/59	MARYLAND (2,NR)	W, 53-37
2/18/59	at North Carolina (6,1)	L, 74-67

2/21/59	VILLANOVA (6,NR)	W, 66-56
2/28/59	EASTERN KY. (7,NR)	L, 71-69
ACC TOURNAMENT (Raleigh, NC)		
3/5/59	SOUTH CAROLINA (10,NR)	W, 75-72
3/6/59	VIRGINIA (10,NR)	W, 66-63
3/7/59	NORTH CAROLINA (10,5)	W, 80-56
(N1) Charlotte, N.C. + Dixie Classic		

1959-60
11-15 overall, 5-9 ACC (6th)
Captains: Dan Englehardt

12/1/59	PENN STATE	W, 65-53
12/5/59	at Wake Forest	L, 73-59
12/8/59	at South Carolina	L, 71-70
12/11/59	KANSAS STATE	W, 66-59
12/12/59	KANSAS	L, 80-58
12/16/59	vs. Villanova (N1)	L, 68-56
12/19/59	at Georgia Tech	L, 80-53
12/28/59	DAYTON +	L, 36-32
12/29/59	HOLY CROSS +	L, 63-61
12/30/59	MINNESOTA	W, 67-48
1/5/60	at Virginia	L, 53-48
1/9/60	at Duke	L, 47-34
1/13/60	at North Carolina (NR,16)	L, 62-51
1/16/60	WAKE FOREST (NR,13)	W, 51-45
1/18/60	at Maryland	L, 63-53
1/23/60	EASTERN KY.	W, 58-50
1/30/60	CLEMSON	W, 90-69
2/2/60	VIRGINIA	W, 87-53
2/9/60	DUKE	W, 63-53
2/13/60	MARYLAND	W, 48-46
2/17/60	NORTH CAROLINA (NR,19)	L, 66-62
NORTH-SOUTH DOUBLEHEADER		
2/19/60	vs. South Carolina (N2)	L, 61-52
2/20/60	vs. Clemson (N2)	L, 45-43
2/26/60	LA SALLE	W, 80-65
ACC TOURNAMENT (Raleigh, NC)		
3/3/60	MARYLAND	W, 74-58
3/4/60	WAKE FOREST (NR, 18)	L, 71-66
(N1) Greensboro, N.C. (N2) Charlotte, N.C. + Dixie Classic		

1960-61
16-9 overall, 8-6 ACC (4th)
Captains: Stan Nierwiewowski

12/1/60	SOUTHERN ILLINOIS	W, 88-69
12/3/60	GEORGE WASHINGTON	W, 88-68
12/6/60	at Clemson	W, 70-67
12/10/60	THE CITADEL	W, 88-71
12/14/60	WAKE FOREST	L, 68-67
12/17/60	GEORGIA TECH	W, 82-76
12/21/60	at La Salle	W, 71-68
DIXIE CLASSIC		
12/29/60	VILLANOVA (10,NR)	L, 72-63
12/30/60	MARYLAND (10,NR)	W, 75-67
12/31/60	WAKE FOREST (10,NR)	W, 99-91
1/3/61	vs. Virginia(N1)	W, 94-71
1/7/61	at Duke (NR,8)	L, 81-67
1/14/61	at Wake Forest	L, 76-66
1/18/61	NORTH CAROLINA (NR,6)	L, 97-66
1/21/61	at Maryland	L, 75-57
1/28/61	SOUTH CAROLINA	W, 106-79
1/31/61	vs. Virginia(N2)	W, 91-58
2/4/61	at West Virginia	L, 86-78
2/7/61	DUKE (NR,3)	W, 61-59
2/13/61	MARYLAND	W, 83-66
2/15/61	at North Carolina (NR,7)	L, 62-56
NORTH-SOUTH DOUBLEHEADER		
2/17/61	vs. Clemson(N3)	W, 63-53
2/18/61	vs. South Carolina(N3)	W, 69-54
2/23/61	VILLANOVA	W, 78-65
ACC TOURNAMENT (Raleigh, NC)		
3/2/61	SOUTH CAROLINA	L, 80-78
(N1) Portsmouth, Va. (N2) Greensboro, N.C. (N3) Charlotte, N.C.		

1961-62
11-6 overall, 10-4 ACC (3rd)
Captains: Russ Marvel

12/2/61	TENNESSEE	W, 71-64
12/5/61	at Wake Forest (NR,3)	L, 77-65
12/12/61	at Maryland*	W, 73-68
1/6/62	at Duke (NR,8)	W, 61-60
1/13/62	at South Carolina	L, 62-56

1/17/62	at North Carolina	L, 66-56
1/20/62	MARYLAND	W, 68-61
1/27/62	CLEMSON	W, 80-64
1/30/62	VIRGINIA	W, 99-72
2/3/62	vs. West Virginia (N1)	L, 82-81
2/6/62	DUKE (NR,5)	W, 71-55
2/7/62	at Virginia	W, 88-68
2/14/62	NORTH CAROLINA	W, 85-57
NORTH-SOUTH DOUBLEHEADER		
2/16/62	vs. South Carolina (N2)	W, 63-53
2/17/62	vs. Clemson (N2)	W, 69-54
2/21/62	WAKE FOREST	L, 69-62
ACC TOURNAMENT (Raleigh, NC)		
3/1/62	CLEMSON	L, 67-46
(N1) Greensboro, N.C. (N2) Charlotte, N.C.		

1962-63
10-11 overall, 5-9 ACC (t-4th)
Captains: Jon Speaks, Ken Rohloff

12/3/62	at Clemson	W, 56-55
12/8/62	WAKE FOREST	L, 66-58
12/11/62	at Maryland*	W, 76-74
12/15/62	GEORGE WASH	W, 87-48
12/19/62	at Georgia Tech	L, 84-71
1/2/63	CORNELL	W, 69-63
1/5/63	at Duke (NR,7)	L, 78-52
1/9/63	at Virginia	L, 78-69
1/12/63	SOUTH CAROLINA	W, 71-63
1/16/63	at North Carolina*	L, 67-65
1/19/63	MARYLAND	W, 79-59
1/26/63	THE CITADEL	W, 82-65
1/30/63	at Wake Forest	L, 79-70
2/2/63	VIRGINIA	L, 84-75
2/9/63	DUKE (NR,6)	L, 56-55
2/12/63	NORTH CAROLINA	L, 68-63
NORTH-SOUTH DOUBLEHEADER		
2/15/63	CLEMSON	W, 61-52
2/16/63	vs. South Carolina** (N1)	L, 45-43
2/23/63	VMI	W, 88-72
ACC TOURNAMENT (Raleigh, NC)		
2/28/63	CLEMSON	W, 79-78
3/1/63	DUKE (NR,2)	L, 82-65

1963-64
8-11 overall, 4-10 ACC (t-7th)
Captains: Pete Auksel

11/30/63	VMI	W, 69-57
12/2/63	PENN STATE	W, 64-60
12/7/63	WAKE FOREST*	W, 56-53
12/10/63	at Maryland	L, 72-62
12/14/63	MERCER	W, 73-48
12/18/63	at Tulane	W, 104-88
1/4/64	at Duke (NR,7)	L, 91-70
1/8/64	at Virginia	L, 63-53
1/11/64	at South Carolina	L, 51-44
1/15/64	at North Carolina	L, 79-71
1/18/64	MARYLAND	W, 66-65
2/1/64	at Virginia	L, 50-48
2/5/64	DUKE (NR,7)	L, 66-48
2/8/64	CLEMSON	L, 66-55
NORTH-SOUTH DOUBLEHEADER		
2/14/64	vs. South Carolina* (N1)	L, 61-52
2/15/64	vs. Clemson* (N1)	W, 45-43
2/22/64	NORTH CAROLINA	W, 51-49
2/29/64	at Wake Forest	L, 71-55
ACC TOURNAMENT (Raleigh, NC)		
3/5/64	DUKE (NR,4)	L, 75-44
(N1) Charlotte, N.C.		



/// YEAR-BY-YEAR RESULTS

PRESS MARAVICH ERA (38-13)

1964-65
21-5 overall, 10-4 ACC (t-2nd)
ACC Tournament Champions
Captains: Larry Lakins, Pete Coker, Tommy Mattocks

12/1/64	FURMAN	W, 73-60
12/5/64	at Wake Forest	L, 86-80
12/8/64	at Maryland	W, 63-62
12/11/64	USC (N1)	W, 67-59
12/12/64	USC	W, 78-69
12/17/64	at Fordham	W, 65-64
1/2/64	YALE	W, 91-66
1/4/65	SOUTH CAROLINA	W, 68-49
1/6/65	at Virginia	W, 73-67
1/13/65	at North Carolina	W, 65-62
1/16/65	MARYLAND	W, 73-67
1/25/65	CENTENARY	W, 79-64
1/30/65	VIRGINIA	W, 92-69
2/3/65	DUKE (NR,6)	L, 84-74
2/6/65	at Clemson	W, 78-74
2/9/65	at Duke* (NR,6)	L, 78-67
2/13/65	GEORGIA TECH	W, 97-68
2/17/65	NORTH CAROLINA	L, 69-68

NORTH-SOUTH DOUBLEHEADER

2/19/65	vs. Clemson (N2)	W, 62-61
2/20/65	vs. South Carolina (N2)	W, 71-58
2/27/65	WAKE FOREST	W, 87-81

ACC TOURNAMENT (Raleigh, NC)

3/4/65	VIRGINIA	W, 106-69
3/5/65	MARYLAND	W, 76-67
3/6/65	DUKE (NR,8)	W, 91-85

NCAA EASTERN REGIONAL

(College Park, MD)		
3/12/65	vs. Princeton	L, 66-48
3/13/65	vs. St. Joseph's (NR,3)	W, 103-81

(N1) Greensboro, N.C. (N2) Charlotte, N.C.

† — Everett Case retired after 2 games 1-1

1965-66

18-9 overall, 9-5 ACC (2nd)
Captains: Tommy Mattocks, Pete Coker

12/1/65	GEORGIA	W, 92-76
12/7/65	at Maryland	L, 59-48
12/14/65	at Virginia	W, 98-87
12/18/65	at Georgia	W, 78-71
12/20/65	at Georgia Tech	W, 93-69
12/27/65	PENN STATE	L, 70-69
12/30/65	WEST VIRGINIA	W, 94-77
12/31/65	UTAH	L, 85-72
1/5/66	at South Carolina	W, 55-54
1/8/66	VIRGINIA	W, 86-69
1/13/66	at North Carolina	L, 83-75
1/15/66	MARYLAND*	W, 60-58
1/26/66	at Tennessee	L, 65-54
1/29/66	at Duke (NR,1)	L, 84-77
2/2/66	FORDHAM	W, 83-77
2/5/66	CLEMSON	W, 76-58
2/10/66	DUKE (NR,2)	L, 78-74
2/12/66	GEORGIA TECH	W, 102-93
2/15/66	NORTH CAROLINA	W, 87-77

NORTH-SOUTH DOUBLEHEADER

2/18/66	vs. South Carolina (N1)	W, 68-63
2/19/66	vs. Clemson (N1)*	L, 76-74*
2/21/66	FURMAN	W, 130-77
2/26/66	at Wake Forest	W, 101-75
2/28/66	WAKE FOREST	W, 121-100

ACC TOURNAMENT (Raleigh, NC)

3/3/66	VIRGINIA	W, 86-77
3/4/66	SOUTH CAROLINA	W, 75-62
3/5/66	DUKE (NR,3)	L, 71-66

(N1) Charlotte, N.C.

NORM SLOAN ERA (266-127)

1966-67
7-19 overall, 2-12 ACC (8th)
Captains: Game Captains

12/1/66	VMI	W, 67-58
12/3/66	WAKE FOREST	L, 87-67
12/7/66	MARYLAND	L, 54-38
12/10/66	TULANE	W, 85-58
12/16/66	at Loyola Marymount	L, 60-53
12/17/66	at USC	L, 71-55
12/21/66	at Utah	L, 86-76
12/29/66	PITTSBURGH^	W, 80-52
12/30/66	SOUTH CAROLINA^	W, 76-73
1/4/67	vs. Fordham (N1)	L, 65-63
1/7/67	at Maryland	L, 60-55
1/11/67	at North Carolina (NR,5)	L, 79-78
1/14/67	at Georgia Tech	L, 102-85
1/28/67	at Duke	L, 99-60
1/30/67	VIRGINIA	L, 83-70
2/4/67	at Clemson	L, 80-60
2/8/67	DUKE	L, 69-65
2/11/67	at Virginia	W, 70-59
2/14/67	NORTH CAROLINA (NR,4)	L, 77-60

NORTH-SOUTH DOUBLEHEADER

2/17/67	vs. Clemson (N2)	L, 62-50
2/18/67	vs. South Carolina (N2) *	L, 65-62
2/22/67	GEORGIA TECH	W, 65-61
2/25/67	at Wake Forest*	W, 64-59
3/1/67	vs. Tennessee* (NR,8) (N1)	L, 65-62
3/4/67	SOUTH CAROLINA	L, 59-54

ACC TOURNAMENT (Greensboro, NC)

3/9/67	NORTH CAROLINA (NR,4)	L, 56-53
--------	-----------------------	----------

(N1) Greensboro, N.C. (N2) Charlotte, N.C.

^ Triangle Classic

1967-68

16-10 overall, 9-5 ACC (t-3rd)
Captains: Eddie Biedenbach, Bill Kretzer

12/2/67	at Wake Forest	W, 79-63
12/6/67	at Maryland	W, 75-62
12/13/67	WILLIAM & MARY	W, 88-73
12/16/67	INDIANA* (NR,9)	L, 101-97
BOSTON GARDENS INVITATIONAL		
12/20/67	vs. Boston Coll. (NR,8) (N1)	L, 72-55
12/21/67	vs. La Salle (N1)	L, 68-63
12/28/67	ARMY^	W, 75-60
12/29/67	GEORGIA^	L, 62-56
1/2/68	ATLANTIC CHRISTIAN	W, 111-52
1/6/68	MARYLAND	W, 68-52
1/10/68	NORTH CAROLINA (NR,3)	L, 68-66
1/20/68	EAST CAROLINA	W, 83-67
1/22/68	at Jacksonville	W, 69-52
1/27/68	at Duke	L, 82-76
1/29/68	at Virginia	W, 79-77
2/3/68	CLEMSON	W, 78-66
2/10/68	VIRGINIA	W, 91-63
2/12/68	at North Carolina (NR,3)	L, 96-84

NORTH-SOUTH DOUBLEHEADER

2/16/68	vs. South Carolina (N2)	W, 72-59
2/17/68	vs. Clemson (N2)	W, 69-67
2/24/68	WAKE FOREST	L, 72-66
2/28/68	DUKE (NR,10)	L, 71-61
3/2/68	at South Carolina	W, 55-54

ACC TOURNAMENT (Charlotte, NC)

3/7/68	vs. Maryland	W, 63-54
3/8/68	vs. Duke (NR,6)	W, 12-10
3/9/68	vs. North Carolina (NR,5)	L, 87-50

(N1) Boston, Mass. (N2) Charlotte, N.C.

^ Triangle Classic

1968-69

15-10 overall, 8-6 ACC (t-3rd)
Captains: Dick Braucher, Joe Serdich

12/2/68	ATLANTIC CHRISTIAN	W, 82-75
12/5/68	at New York University	W, 61-49
12/14/68	at Indiana	L, 77-62

VANDERBILT TOURNAMENT

12/20/68	vs. Kansas State (N1)	L, 66-54
12/21/68	vs. Rice (N1)	W, 69-58
12/27/68	NAVY ^	W, 86-49
12/28/68	WAKE FOREST ^	W, 69-67
12/30/68	vs. Vanderbilt (N2)	L, 65-59
1/3/69	vs. Maryland (N2)	W, 95-80
1/4/69	vs. Virginia (N2)	W, 85-69
1/8/69	at North Carolina (NR,2)	L, 83-63
1/11/69	WAKE FOREST	L, 88-79
1/18/69	JACKSONVILLE	W, 76-72
1/25/69	at Duke	W, 77-74
1/28/69	at The Citadel	W, 84-65
2/1/69	at Clemson	L, 78-77
2/5/69	at Maryland	W, 86-81
2/8/69	VIRGINIA	W, 66-62
2/10/69	NORTH CAROLINA (NR,2)	L, 85-62

NORTH-SOUTH DOUBLEHEADER

2/14/69	vs. Clemson (N3)	W, 84-74
2/15/69	vs. South Carolina (N3)	L, 45-35
2/20/69	at Wake Forest	L, 52-49
2/26/69	DUKE	W, 88-73
3/1/69	SOUTH CAROLINA (NR, 8)	W, 67-64

ACC TOURNAMENT (Charlotte, NC)

3/6/69	WAKE FOREST	L, 81-73
--------	-------------	----------

(N1) Nashville, Tenn. (N2) Greensboro, N.C.

(N3) Charlotte, N.C. ^ Triangle Classic

1969-70

23-7 overall, 9-5 ACC (t-2nd)
ACC Tournament Champions
Captains: Vann Williford, Rich Anheuser

12/1/69	at William & Mary	W, 93-84
12/6/69	THE CITADEL	W, 105-59
12/8/69	ATLANTIC CHRISTIAN	W, 139-78
12/13/69	at Virginia Tech	W, 78-63
12/17/69	AUBURN	W, 76-69
12/22/69	at Vanderbilt	W, 76-70
LAFAYETTE CAGE CLASSIC		
12/26/69	vs. Alabama (N1)	W, 75-51
12/27/69	vs. Northwestern (N1)	W, 98-75
1/2/70	vs. Maryland (N2) (15, NR)	W, 92-57
1/3/70	vs. Virginia (N2) (15, NR)	W, 71-60
1/7/70	NORTH CAROLINA (10,4)	L, 78-69
1/10/70	at Wake Forest (10, NR)	W, 75-72
1/15/70	EAST CAROLINA (11, NR)	W, 100-81
1/24/70	at Duke (10, 16)	W, 77-76
1/26/70	AMERICAN (10, NR)	W, 107-67
1/31/70	CLEMSON (8, NR)	W, 119-87
2/4/70	MARYLAND (5, NR)	W, 64-54
2/7/70	at Virginia (5, NR)	W, 71-66
2/9/70	at North Carolina (5, 7)	L, 88-86

NORTH-SOUTH DOUBLEHEADER

2/13/70	vs. Georgia Tech (N3) (5, NR)	L, 89-77
2/14/70	vs. Clemson (N3) (5, NR)	W, 102-84
2/18/70	SOUTH CAROLINA (12,4)	L, 71-69
2/21/70	WAKE FOREST (12, NR)	W, 104-86
2/25/70	DUKE (14, NR)	L, 71-69
2/28/70	at South Carolina (14,4)	L, 85-69

ACC TOURNAMENT (Charlotte, NC)

3/5/70	vs. Maryland (19, NR)	W, 67-57
3/6/70	vs. Virginia (19, NR)	W, 67-66
3/7/70	vs. South Carolina ** (19,3)	W, 42-39

NCAA EASTERN REGIONAL

(Columbia, SC)		
3/13/70	vs. St. Bonaventure	L, 80-68
3/14/70	vs. Niagara (Cons.)	W, 108-88

(N1) Fayetteville, N.C. (N2) Greensboro, N.C.

(N3) Charlotte, N.C.

1970-71

13-14 overall, 5-9 ACC (t-6th)
Captains: Al Heartley

12/1/70	ATLANTIC CHRISTIAN	W, 104-74
12/5/70	at Auburn	L, 98-51
12/7/70	at Georgia	L, 87-78
12/12/70	VIRGINIA TECH *	W, 94-87

BIG FOUR TOURNAMENT

12/18/70	vs. North Carolina (N1) (NR,20)	W, 82-70
12/19/70	vs. Wake Forest (N1)	W, 73-70
12/22/70	vs. Davidson (N2)	W, 77-64
12/29/70	SANTA CLARA	W, 82-79
1/6/71	at Maryland	W, 83-81
1/9/71	WAKE FOREST	L, 83-76
1/13/71	at Duke	W, 93-89
1/18/71	at Clemson	L, 59-50
1/22/71	at Pittsburgh	L, 89-75
1/27/71	WEST VIRGINIA *	W, 100-98
2/3/71	MARYLAND	W, 71-61
2/6/71	at Virginia	L, 82-53
2/8/71	NORTH CAROLINA (NR, 8)	L, 65-63

NORTH-SOUTH DOUBLEHEADER

2/12/71	vs. Clemson* (N2)	W, 64-57
2/13/71	vs. Georgia Tech (N2)	L, 73-66
2/17/71	at South Carolina (NR, 7)	L, 79-63
2/20/71	at Wake Forest	L, 89-85
2/22/71	VIRGINIA	W, 97-77
2/24/71	DUKE	L, 82-78
2/27/71	SOUTH CAROLINA (NR, 7)	L, 82-69
3/3/71	at North Carolina (NR, 12)	L, 97-81

ACC TOURNAMENT (Greensboro, NC)

3/11/71	vs. Duke (NR,19)	W, 68-51
3/12/71	South Carolina (NR,6)	L, 69-56

(N1) Greensboro, N.C. (N2) Charlotte, N.C.

1971-72

16-10 overall, 6-6 ACC (t-4th)
Captains: Paul Coder

12/1/71	ATLANTIC CHRISTIAN	W, 113-75
12/4/71	GEORGIA	W, 92-81
12/6/71	at West Virginia	L, 87-75
12/10/71	PURDUE (20, NR)	W, 84-71
BIG FOUR TOURNAMENT		
12/17/71	vs. Duke (N1)	W, 67-62
12/18/71	vs. North Carolina (N1) (NR, 4)	L, 99-68
12/21/71	DAVIDSON	W, 79-67
GATOR BOWL TOURNAMENT		
12/28/71	vs. Illinois (N2)	L, 84-72
12/29/71	vs. Columbia (N2)	W, 76-48
1/2/72	VIRGINIA (NR,9)	L, 84-73
1/5/72	at Maryland (NR, 12)	L, 83-70
1/12/72	DUKE	W, 85-58
1/17/72	CLEMSON	W, 58-46
1/22/72	PITTSBURGH	W, 80-73
1/28/72	LEHIGH	W, 97-64
1/31/72	MARYLAND (NR, 18)	L, 66-65
2/5/72	at Virginia (NR,7)	L, 69-68
2/7/72	at North Carolina (NR,4)	L, 101-78

NORTH-SOUTH DOUBLEHEADER

2/11/72	vs. Georgia Tech (N3)	W, 87-70
2/12/72	vs. Clemson (N3)	W, 74-59
2/19/72	WAKE FOREST	W, 84-76
2/23/72	at Duke *	L, 74-73
2/26/72	EAST CAROLINA	W, 92-57
2/29/72	NORTH CAROLINA (NR,3)	W, 85-84
3/4/72	at Wake Forest	W, 86-78

ACC TOURNAMENT (Greensboro, NC)

3/9/72	vs. Duke	L, 73-60
--------	----------	----------

(N1) Greensboro, N.C. (N2) Jacksonville, Fla.

(N3) Charlotte, N.C.



1972-73

27-0 overall, 12-0 ACC (1st)
ACC Tournament Champions

Captains: Game Captains

11/27/72	APPALACHIAN ST. (8,NR)	W, 130-53
12/1/72	ATLANTIC CHRIST. (8,NR)	W, 110-40
12/4/72	GA. SOUTHERN (8,NR)	W, 144-100
12/8/72	SOUTH FLORIDA (6,NR)	W, 125-88
	BIG FOUR TOURNAMENT	
12/15/72	vs. Wake Forest (N1) (6,NR)	W, 88-83
12/16/72	vs. North Carolina (N1) (6,11)	W, 68-61
12/19/72	vs. Davidson (N2) (4,NR)	W, 103-90
12/23/72	at Georgia (4,NR)	W, 97-83
1/6/73	at Virginia (4,NR)	W, 68-61
1/10/73	DUKE (3,NR)	W, 94-87
1/12/73	LEHIGH (3,NR)	W, 115-53
1/14/73	at Maryland (3,2)	W, 87-85
1/20/73	at Clemson (2,NR)	W, 86-76
1/27/73	at Furman (2,NR)	W, 98-73
1/31/73	MARYLAND (2,3)	W, 89-78
2/3/73	VIRGINIA (2,NR)	W, 64-59
2/5/73	NORTH CAROLINA (2,8)	W, 76-73
	NORTH-SOUTH DOUBLEHEADER	
2/9/73	vs. Clemson (N2) (2,NR)	W, 68-61
2/10/73	vs. Ga. Tech (N2) (2,NR)	W, 118-94
2/13/73	EAST CAROLINA (2,NR)	W, 105-70
2/17/73	at Wake Forest (2,NR)	W, 81-59
2/21/73	at Duke (2,NR)	W, 74-50
2/24/73	CHARLOTTE (2,NR)	W, 100-64
2/27/73	NORTH CAROLINA (2,7)	W, 82-78
3/3/73	WAKE FOREST (2,NR)	W, 100-77
	ACC TOURNAMENT (Greensboro, NC)	
3/9/73	vs. Virginia (2,NR)	W, 63-51
3/10/73	vs. Maryland (2,10)	W, 76-74
	(N1) Greensboro, N.C. (N2) Charlotte, N.C.	

1973-74

30-1 overall, 12-0 ACC (1st)
National Champions

ACC Tournament Champions

Captains: Game Captains

12/5/73	EAST CAROLINA (2,NR)	W, 79-47
12/7/73	VERMONT (2,NR)	W, 97-42
12/15/73	vs. UCLA (2,1) (N1)	L, 84-66
12/18/73	GEORGIA (5,NR)	W, 94-60
	SUGAR BOWL TOURNAMENT	
12/28/73	vs. Villanova (N2) (5,NR)	W, 97-82
12/29/73	vs. Memphis St. (N2) (5,18)	W, 98-83
	BIG FOUR TOURNAMENT	
1/4/74	vs. North Carolina (N3) (5,4)	W, 78-77
1/5/74	vs. Wake Forest (N3) (5,NR)	W, 91-73
1/12/74	CLEMSON (4,NR)	W, 96-68
1/13/74	MARYLAND (4,3)	W, 80-74
1/17/74	at Virginia (3,NR)	W, 90-70
1/19/74	CHARLOTTE (3,NR)	W, 104-72
1/22/74	at North Carolina (3,4)	W, 83-80
1/26/74	at Purdue (3,NR)	W, 86-81
1/30/74	at Maryland (2,6)	W, 86-80
2/2/74	VIRGINIA (2,NR)	W, 105-93
2/4/74	at Duke (2,NR)	W, 92-78
	NORTH-SOUTH DOUBLEHEADER	
2/8/74	vs. Ga. Tech (N4) (2,NR)	W, 98-54
2/9/74	vs. Furman (N4) (2,NR)	W, 111-91
2/13/74	DAVIDSON (2,NR)	W, 105-78
2/16/74	WAKE FOREST (2,NR)	W, 111-96
2/20/74	DUKE (1, NR)	W, 113-87
2/23/74	at Clemson (1,NR)	W, 80-75
2/26/74	NORTH CAROLINA (1,4)	W, 83-72
3/2/74	WAKE FOREST (1,NR)	W, 72-63
	ACC TOURNAMENT (Greensboro, NC)	
3/8/74	vs. Virginia (1,NR)	W, 87-86
3/9/74	vs. Maryland* (1,5)	W, 103-100
	NCAA EASTERN REGIONAL (Raleigh, NC)	
3/14/74	PROVIDENCE (1,5)	W, 92-78
3/16/74	PITTSBURGH (1,13)	W, 100-72
	NCAA CHAMPIONSHIP (Greensboro, NC)	
3/23/74	vs. UCLA** (1,2)	W, 80-77
3/25/74	vs. Marquette (1,3)	W, 76-64
	(N1) St. Louis, Mo. (N2) New Orleans, La. (N3) Greensboro, N.C. (N4) Charlotte, N.C.	

1974-75

22-6 overall, 8-4 ACC (t-2nd)
Captains: Game Captains

11/30/74	EAST CAROLINA (1,NR)	W, 98-81
12/3/74	at UNC-Asheville (1,NR)	W, 111-68
12/5/74	BUFFALO STATE (1,NR)	W, 144-88
12/7/74	VIRGINIA (1, NR)	W, 101-72
12/14/74	vs. Oregon St. (N1) (1,NR)	W, 86-73
12/21/74	vs. Davidson (N2) (1,NR)	W, 95-79
12/27/74	KENT STATE (1,NR)	W, 99-61
12/28/74	PITTSBURGH (1,NR)	W, 86-70
	BIG FOUR TOURNAMENT	
1/3/75	vs. Wake Forest (1, NR) (N1)	L, 83-78
1/4/75	vs. North Carolina (1,8) (N1)	W, 82-67
1/9/75	WEST. CAROLINA (4,NR)	W, 119-61
1/16/75	at Maryland (4,5)	L, 103-85
1/18/75	NORTH CAROLINA* (4,14)	W, 88-85
1/25/75	WAKE FOREST (5,NR)	W, 106-80
1/27/75	at Duke (5,NR)	W, 95-71
2/1/75	MARYLAND (2,8)	L, 98-97
2/4/75	CLEMSON (6,16)	W, 92-89
	NORTH-SOUTH DOUBLEHEADER	
2/7/75	vs. Ga. Tech (N2) (6,NR)	W, 101-66
2/8/75	vs. Furman (N2) (6,NR)	W, 102-87
2/12/75	at Virginia (5,NR)	W, 59-46
2/15/75	at Wake Forest (5,NR)	W, 89-87
2/19/75	DUKE (4,NR)	W, 92-78
2/22/75	at Clemson (4,16)	L, 92-70
2/25/75	at North Carolina (7,14)	L, 76-74
3/1/75	UNC CHARLOTTE (7,NR)	W, 103-80
	ACC TOURNAMENT (Greensboro, NC)	
3/6/75	vs. Virginia (8,NR)	W, 91-85
3/7/75	vs. Maryland (8,2)	W, 87-85
3/8/75	vs. North Carolina (8,12)	L, 70-66
	(N1) Greensboro, N.C. (N2) Charlotte, N.C.	

1975-76

21-9 overall, 7-5 ACC (t-2nd)
Captain: Kenny Carr

11/29/75	THE CITADEL (13,NR)	W, 108-75
12/3/75	EAST CAROLINA (13,NR)	W, 117-81
12/6/75	at UNC Asheville	W, 111-60
12/13/75	WEST. CAROLINA (13,NR)	W, 109-94
12/20/75	vs. Michigan St. (N1) (9,NR)	W, 95-75
12/26/75	WESTERN KY. (9,NR)	W, 110-98
12/27/75	AUBURN (9,NR)	W, 79-74
	BIG FOUR TOURNAMENT	
1/2/76	vs. Duke (9,NR)	W, 104-95
1/3/76	vs. Wake Forest (9,NR)	L, 93-78
1/7/76	APPALACHIAN ST. (11,NR)	W, 82-51
1/10/76	ROLLINS (11,NR)	W, 79-75
1/14/76	MARYLAND (13,2)	L, 87-69
1/16/76	VIRGINIA (13,NR)	W, 78-71
1/18/76	at North Carolina (13,7)	W, 68-67
1/24/76	DUKE (11,NR)	W, 106-101
1/28/76	at Maryland (8,7)	L, 102-84
1/31/76	at Virginia (8,NR)	W, 75-73
2/3/76	CLEMSON (10,NR)	W, 97-89
	NORTH-SOUTH DOUBLEHEADER	
2/6/76	vs. Furman (N2) (10,NR)	W, 102-76
2/7/76	vs. Ga. Tech (N2) (10,NR)	L, 78-67
2/11/76	UNC CHARLOTTE (12,NR)	W, 67-64
2/14/76	WAKE FOREST (12,NR)	W, 87-85
2/18/76	at Duke* (12,NR)	W, 96-95
2/21/76	at Clemson (12,NR)	L, 103-90
2/24/76	NORTH CAROLINA (15,4)	L, 91-79
2/28/76	at Wake Forest (15,NR)	L, 98-96
	ACC TOURNAMENT (Landover, MD)	
3/4/76	vs. Virginia (17,NR)	L, 75-63
	NIT (New York, NY)	
3/15/76	vs. Holy Cross	W, 78-68
3/18/76	vs. UNC Charlotte	L, 80-79
3/21/76	vs. Providence	W, 74-69
	(N1) Greensboro, N.C. (N2) Charlotte, N.C.	

1976-77

17-11 overall, 6-6 ACC (5th)
Captain: Kenny Carr

11/26/76	vs. No. Carolina (N1) (15,3)	L, 78-66
11/27/76	vs. Duke (N1) (15,NR)	L, 84-82
12/4/76	PENN STATE	W, 87-61
12/8/76	APPALACHIAN STATE	W, 70-49

12/11/76	NEVADA	W, 83-70
12/20/76	at Michigan State	L, 78-60
12/22/76	Oregon State (N3)	L, 71-61
12/29/76	RICE	W, 93-72
12/30/76	EAST CAROLINA	W, 92-69
1/3/77	NORTH CAROLINA A&T	W, 107-46
1/6/77	WESTERN CAROLINA	W, 107-49
1/9/77	at Maryland (NR,15)	L, 87-80
1/15/77	at Virginia	W, 80-66
1/19/77	NORTH CAROLINA (NR,4)	W, 75-73
1/22/77	at Duke	W, 79-78
1/27/77	MARYLAND	L, 75-73
1/29/77	VIRGINIA	W, 73-57
2/1/77	at Clemson (NR,16)	L, 60-59
	NORTH-SOUTH DOUBLEHEADER	
2/4/77	vs. Furman (N2)	W, 98-91
2/5/77	vs. Georgia Tech (N2)	W, 81-71
2/9/77	DAVIDSON	W, 67-55
2/12/77	at Wake Forest (NR,4)	L, 84-77
2/16/77	DUKE	W, 92-74
2/19/77	CLEMSON (NR,19)	L, 68-66
2/23/77	at North Carolina (NR,9)	L, 90-73
2/26/77	WAKE FOREST (NR,11)	W, 91-85
	ACC TOURNAMENT (Greensboro, NC)	
3/3/77	vs. Maryland	W, 82-72
3/4/77	vs. North Carolina (NR,6)	L, 70-56
	(N1) Greensboro, N.C. (N2) Charlotte, N.C. (N3) Portland, Ore.	

1977-78

21-10 overall, 7-5 ACC (3rd)
Captains: Game Captains

11/26/77	APPALACHIAN STATE	W, 97-79
11/28/77	GEORGIA SOUTHERN	W, 98-80
	BIG FOUR TOURNAMENT	
12/2/77	vs. Wake Forest (NR,18)	W, 79-77
12/3/77	vs. North Carolina (NR,2)	L, 87-82
12/7/77	at Davidson	W, 104-94
12/10/77	at Penn State	W, 79-60
12/17/77	EAST CAROLINA	W, 106-80
12/28/77	ST JOSEPH'S	W, 70-61
12/29/77	DUQUESNE	W, 105-80
1/4/78	BISCAYNE	W, 76-42
1/7/78	DUKE	W, 74-50
1/11/78	MARYLAND (16,NR)	W, 88-82
1/14/78	VIRGINIA (16,15)	L, 74-68
1/18/78	at North Carolina (NR,5)	L, 69-64
1/21/78	IONA	W, 99-72
1/25/78	at Maryland	W, 80-73
1/28/78	at Virginia** (NR,18)	L, 81-73
1/31/78	CLEMSON	W, 73-69
	NORTH-SOUTH DOUBLEHEADER	
2/3/78	vs. Virginia Tech (N2)	W, 83-68
2/4/78	vs. Furman	L, 68-67
2/11/78	WAKE FOREST (NR,14)	W, 88-77
2/15/78	at Duke (NR,20)	L, 76-64
2/18/78	at Clemson	W, 72-65
2/21/78	at Notre Dame (NR,9)	L, 70-59
2/23/78	NORTH CAROLINA (NR, 8)	W, 72-67
2/25/78	at Wake Forest	L, 87-81
	ACC TOURNAMENT (Greensboro, NC)	
3/1/78	Maryland***	L, 109-108
	NIT (New York, NY)	
3/10/78	SOUTH CAROLINA	W, 82-70
3/14/78	DETROIT (NR,18)	W, 84-77
3/19/78	vs. Georgetown*	W, 86-85
3/21/78	vs. Texas (NR,17)	L, 101-93
	(N1) Greensboro, N.C. (N2) Charlotte, N.C.	

1978-79

18-12 overall, 3-9 ACC (t-6th)
Captains: Game Captains

	ALASKA SHOOTOUT	
11/24/78	vs. Texas A&M (N1) (12,NR)	W, 81-65
11/25/78	vs. Pepperdine (N1) (12,NR)	W, 91-63
11/26/78	vs. Louisville (N1) (12,4)	W, 72-66
	BIG FOUR TOURNAMENT	
12/1/78	vs. Duke (N2) (6,1)	L, 65-63
12/2/78	vs. Wake Forest (N2) (6,NR)	W, 77-70
12/6/78	DAVIDSON (8,NR)	W, 97-77
12/9/78	CAMPBELL (8,NR)	W, 108-83
12/16/78	UNC WILMINGTON (7,NR)	W, 75-51

12/20/78	at Maryland (4,NR)	L, 124-110
12/29/78	PENN STATE (9,NR)	W, 80-58
1/2/79	APPALACHIAN ST. (9,NR)	W, 58-50
1/5/79	TULANE (8,NR)	W, 104-58
1/6/79	LONG BEACH ST. (8,15)	W, 100-73
1/10/79	MARYLAND** (8,NR)	L, 82-81
1/13/79	at Virginia (8,NR)	L, 67-62
1/17/79	NORTH CAROLINA (14,2)	L, 70-69
1/21/79	DUKE (14,8)	L, 75-69
1/23/79	EAST CAROLINA (20,NR)	W, 104-88
1/27/79	VIRGINIA (20,NR)	W, 87-67
1/30/79	at Clemson	L, 85-72
	NORTH-SOUTH DOUBLEHEADER	
2/2/79	vs. Virginia Tech (N3)	W, 97-88
2/3/79	vs. Furman (N3)	W, 73-63
2/7/79	NOTRE DAME (NR,1)	L, 53-52
2/10/79	at Wake Forest	L, 60-56
2/14/79	at Duke (NR,5)	L, 66-48
2/17/79	CLEMSON	W, 83-58
2/22/79	at North Carolina (NR,4)	L, 71-56
2/24/79	WAKE FOREST	W, 90-66
	ACC TOURNAMENT (Greensboro, NC)	
3/1/79	vs. Virginia	W, 82-78
3/2/79	vs. Duke (NR,5)	L, 62-59
	(N1) Ancharage, Ak. (N2) Greensboro, N.C. (N3) Charlotte, N.C.	

1979-80

20-8 overall, 9-5 ACC (t-2nd)
Captains: Hawkeye Whitney, Clyde Austin

	BIG FOUR TOURNAMENT	
11/30/79	vs. No. Carolina (N1) (NR,6)	L, 97-84
12/1/79	vs. Wake Forest (N1)	W, 70-65
12/6/79	APPALACHIAN STATE	W, 59-53
12/9/79	ST. AUGUSTINE	W, 107-59
12/17/79	at Nevada	W, 82-66
12/19/79	CAMPBELL	W, 100-71
12/29/79	at Georgia Tech	W, 73-62
1/2/80	EAST CAROLINA	W, 83-68
1/5/80	TOWSON	W, 95-63
1/10/80	MARYLAND	W, 67-62
1/12/80	VIRGINIA (NR,8)	W, 64-56
1/16/80	at North Carolina (16,9)	L, 67-64
1/19/80	DUKE (16,5)	L, 67-56
1/23/80	at Maryland	L, 66-62
1/26/80	at Virginia (NR,17)	L, 49-47
1/29/80	CLEMSON (NR,16)	W, 80-67
	NORTH-SOUTH DOUBLEHEADER	
2/1/80	vs. Furman (N2)	W, 76-56
2/2/80	vs. The Citadel (N2)	W, 57-35
2/6/80	GEORGIA TECH	W, 60-49
2/9/80	at Notre Dame (NR,9)	W, 63-55
2/11/80	WAKE FOREST	W, 52-40
2/13/80	DUKE (NR,16)	W, 76-59
2/16/80	at Clemson (NR,10)	L, 78-70
2/20/80	NORTH CAROLINA (NR,8)	W, 63-50
2/23/80	at Wake Forest	W, 44-41
	ACC TOURNAMENT (Greensboro, NC)	
2/28/80	vs. Duke (19,NR)	L, 68-62
	NCAA EAST REGIONAL (Greensboro, NC)	
3/8/80	vs. Iowa	L, 77-64
	(N1) Greensboro, N.C. (N2) Charlotte, N.C.	



/// YEAR-BY-YEAR RESULTS

JIM VALVANO ERA (209-114)

1980-81 14-13 overall, 4-10 ACC (7th)

Captains: Game Captains

11/29/80	UNC WILMINGTON	W, 83-59
12/1/80	DAVIDSON	W, 89-72
BIG FOUR TOURNAMENT		
12/5/80	vs. Wake Forest (N1)	L, 87-57
12/6/80	vs. Duke (N1)	W, 74-60
12/13/80	CAMPBELL	W, 82-56
12/17/80	APPALACHIAN ST.	W, 71-47
12/20/80	at Maryland (NR,4)	L, 82-75
ECAC HOLIDAY FESTIVAL		
12/26/80	vs. Iona (N2)	W, 61-58
12/27/80	vs. St. John's (N2)	W, 64-55
1/3/81	at Clemson	L, 76-68
1/7/81	at Virginia (NR,3)	L, 63-55
1/10/81	GEORGIA TECH	W, 93-68
1/14/81	at North Carolina (NR,17)	L, 73-70
1/17/81	at Wake Forest (NR,5)	L, 60-52
1/21/81	DUKE	L, 56-47
1/24/81	EAST CAROLINA	W, 77-52
1/28/81	at Georgia Tech	W, 70-55
1/31/81	NORTH CAROLINA (NR,12)	L, 57-54
2/4/81	CLEMSON	L, 82-76
NORTH-SOUTH DOUBLEHEADER		
2/6/81	vs. Furman (N3)	W, 77-60
2/7/81	vs. St. Joseph's (N3)	W, 47-42
2/11/81	VIRGINIA (NR,1)	L, 51-46
2/14/81	NOTRE DAME (NR,12)	L, 71-55
2/19/81	at Duke	W, 52-51
2/25/81	MARYLAND (NR,17)	L, 76-72
2/28/81	WAKE FOREST (NR,12)	W, 66-65
ACC TOURNAMENT (Landover, Md.)		
3/5/81	vs. North Carolina (NR,12)	L, 59-54
(N1) Greensboro, N.C.	(N2) New York, N.Y.	(N3) Charlotte, N.C.

1981-82 22-10 overall, 7-7 ACC (4th)

Captains: Game Captains

11/28/81	CAMPBELL	W, 68-53
11/30/81	vs. Davidson (N1)	W, 76-55
12/2/81	ST FRANCIS (Pa.)	W, 89-56
12/5/81	ST PETER'S	W, 44-33
12/9/81	APPALACHIAN STATE	W, 66-38
12/12/81	MARYLAND	W, 74-53
12/19/81	UNC-WILMINGTON	W, 77-43
RAINBOW CLASSIC		
12/27/81	vs. Michigan State (N2)	W, 67-46
12/29/81	vs. Wichita State (N2) (NR,3)	W, 60-48
12/30/81	vs. Rice (N2) (20, NR)	L, 51-47
1/2/82	CLEMSON (20, NR)	W, 75-59
1/4/82	SOUTHERN MISS (15, NR)	W, 46-45
1/9/82	at Georgia Tech (15, NR)	W, 55-49
1/13/82	NORTH CAROLINA (12, 1)	L, 61-41
1/15/82	at Wake Forest (12, NR)	W, 52-50
1/20/82	at Duke (14, NR)	L, 49-48
1/23/82	EAST CAROLINA	W, 63-53
1/26/82	GEORGIA TECH (17, NR)	W, 49-40
1/30/82	at North Carolina (17, 2)	L, 58-44
2/3/82	at Clemson	L, 65-54
NORTH-SOUTH DOUBLEHEADER		
2/5/82	vs. The Citadel (N1)	W, 54-44
2/6/82	vs. Furman (N1)	W, 67-55
2/10/82	VIRGINIA (NR, 1)	L, 39-36
2/13/82	at Notre Dame	W, 62-42
2/16/82	DUKE	W, 72-56
2/20/82	at Virginia (NR, 1)	L, 45-40
2/22/82	LOYOLA (Md)	W, 80-52
2/24/82	at Maryland	W, 52-38
2/27/82	WAKE FOREST (NR, 18)	L, 50-46
ACC TOURNAMENT (Greensboro, N.C.)		
3/5/82	vs. Maryland	W, 40-28
3/6/82	vs. North Carolina (NR, 1)	L, 58-46
NCAA MIDEAST REGIONAL (Indianapolis, Ind.)		
3/12/82	vs. Chattanooga	L, 58-51
(N1) Charlotte, N.C.	(N2) Honolulu, Hawaii	

1982-83 26-10 overall, 8-6 ACC (t-3rd) National Champions ACC Tournament Champions Captains: Sidney Lowe, Dereck Whittenburg, Thurl Bailey

11/29/82	WEST CAROLINA (16, NR)	W, 103-66
12/3/82	NC A&T (18, NR)	W, 100-70
12/8/82	EAST CAROLINA (18, NR)	W, 57-49
12/11/82	MICHIGAN STATE (18, NR)	W, 45-41
12/21/82	at Louisville (15, 14)	L, 57-52
12/28/82	vs. West Virginia (N1) (17, 20)	W, 67-59
1/3/83	FA. DICKINSON (17, NR)	W, 111-76
1/7/83	at Clemson (16, NR)	W, 76-70
1/9/83	at Missouri (16, 15)	L, 49-42
1/12/83	VIRGINIA (19, 2)	L, 88-80
1/15/83	GA. TECH (19, NR)	W, 81-61
1/19/83	at North Carolina (NR, 3)	L, 99-81
1/22/83	at Wake Forest	L, 91-73
1/23/83	MEMPHIS STATE (NR, 6)	L, 57-53
1/26/83	DUKE	W, 94-79
1/29/83	at Maryland	L, 86-81
2/2/83	at Georgia Tech	W, 74-64
NORTH-SOUTH DOUBLEHEADER		
2/4/83	vs. Furman (N2)	W, 51-48
2/5/83	vs. The Citadel (N2)	W, 57-47
2/9/83	CLEMSON	W, 90-83
2/12/83	NOTRE DAME	L, 43-42
2/16/83	UNC WILMINGTON	W, 90-69
2/19/83	NORTH CAROLINA (NR, 3)	W, 70-63
2/23/83	at Duke	W, 96-79
2/27/83	at Virginia (NR, 3)	L, 86-75
3/3/83	MARYLAND	L, 67-58
3/5/83	WAKE FOREST	W, 130-89
ACC TOURNAMENT (Atlanta, Ga.)		
3/11/83	vs. Wake Forest	W, 71-70
3/12/83	vs. No. Carolina* (NR, 5)	W, 91-84
3/13/83	vs. Virginia (NR, 2)	W, 81-78
NCAA 1st & 2nd ROUND (Corvallis, Ore.)		
3/18/83	vs. Pepperdine** (16, NR)	W, 69-67
3/20/83	vs. UNLV (16, 6)	W, 71-70
NCAA WEST REGIONAL (Ogden, Utah)		
3/24/83	vs. Utah (16, NR)	W, 75-56
3/26/83	vs. Virginia (16, 4)	W, 63-62
NCAA FINAL FOUR (Albuquerque, N.M.)		
4/2/83	vs. Georgia (16, 18)	W, 67-60
4/4/83	vs. Houston (16, 1)	W, 54-52
(N1) East Rutherford, N.J.	(N2) Charlotte, N.C.	

1983-84 19-14 overall, 4-10 ACC (7th) Captain: Harold Thompson

HALL OF FAME TIP-OFF CLASSIC		
11/19/83	vs. Houston (N1) (NR, 3)	W, 76-64
ALASKA SHOOTOUT		
11/25/83	at Alaska-Anchorage	W, 68-60
11/26/83	vs. Santa Clara (N2)	W, 78-75
11/27/83	vs. Arkansas (N2) (NR, 14)	W, 65-60
12/2/83	vs. Charlotte (N3) (7, NR)	W, 79-60
12/3/83	vs. Virginia Tech (N3) (7, NR)	L, 89-65
12/7/83	WESTERN CAROLINA (8, NR)	W, 82-61
12/10/83	HOFSTRA (8, NR)	W, 82-56
12/17/83	LOUISVILLE (6, 16)	L, 83-79
12/20/83	NC A&T (13, NR)	W, 84-71
12/28/83	TOWSON (13, NR)	W, 88-49
12/30/83	CAMPBELL (13, NR)	W, 80-65
1/4/84	MARYLAND (12, 5)	L, 59-55
1/7/84	NORTH CAROLINA (12, 1)	L, 81-60
1/9/84	at Clemson (12, NR)	L, 63-61
1/11/84	at Virginia	L, 57-54
1/15/84	at Georgia Tech	L, 56-47
1/18/84	UNC WILMINGTON	W, 81-53
1/21/84	WAKE FOREST (NR, 12)	W, 80-69
1/26/84	at Duke	W, 79-76
1/30/84	MISSOURI	W, 66-53
NORTH-SOUTH DOUBLEHEADER		
2/3/84	vs. The Citadel (N4)	W, 50-49
2/4/84	vs. Furman (N4)	W, 95-72
2/8/84	CLEMSON	W, 69-59
2/12/84	GEORGIA TECH (NR, 18)	W, 68-67
2/15/84	NORTHEASTERN	W, 77-74

2/18/84	at North Carolina (NR, 1)	L, 95-71
2/23/84	DUKE* (NR, 14)	L, 73-70
2/25/84	VIRGINIA	L, 74-63
2/29/84	at Maryland (NR, 19)	L, 63-50
3/3/84	at Wake Forest (NR, 17)	L, 84-75
ACC TOURNAMENT (Greensboro, N.C.)		
3/9/84	vs. Maryland (NR, 14)	L, 69-63
NIT (Raleigh, NC)		
3/13/84	FLORIDA STATE*	L, 74-71
(N1) Springfield, Mass.	(N2) Anchorage, Ak.	(N3) Greensboro, N.C.
(N4) Charlotte, N.C.		

1984-85 23-10 overall, 9-5 ACC (t-1st) Captains: Lorenzo Charles, Terry Gannon, Cozell McQueen

11/24/84	CAMPBELL (13, NR)	W, 94-54
11/26/84	UCSB (13, NR)	W, 93-70
12/3/84	HARTFORD (11, NR)	W, 83-46
12/5/84	NC A&T (10, NR)	W, 101-54
12/8/84	WEST CAROLINA (10, NR)	W, 103-67
12/15/84	GEORGIA TECH (9, 12)	L, 66-64
12/19/84	ST. FRANCIS (14, NR)	W, 82-64
ECAC HOLIDAY FESTIVAL		
12/27/84	vs. Rutgers (N1) (14, NR)	W, 80-68
12/29/84	vs. St. John's (N1) (14, 5)	L, 66-56
1/2/85	at Maryland (17, 19)	L, 58-56
1/5/85	at Kentucky	L, 78-62
1/8/85	VIRGINIA	W, 51-45
1/10/85	at Clemson	W, 71-68
1/16/85	at North Carolina (NR, 6)	L, 86-76
1/19/85	FLORIDA STATE	W, 72-66
1/23/85	DUKE (NR, 5)	W, 89-71
1/26/85	at Louisville	L, 84-78
1/30/85	at Georgia Tech (NR, 8)	W, 61-53
2/2/85	at Wake Forest	L, 91-64
2/6/85	CLEMSON	W, 69-57
2/9/85	SMU* (NR, 4)	W, 82-78
2/13/85	MD-EASTERN SHORE	W, 90-51
2/16/85	NORTH CAROLINA (NR, 13)	W, 85-76
2/20/85	at Duke (NR, 6)	W, 70-66
2/23/85	at Virginia	W, 57-55
2/27/85	MARYLAND (16, NR)	L, 71-70
3/2/85	WAKE FOREST (16, NR)	W, 66-64
ACC TOURNAMENT (Atlanta, Ga.)		
3/8/85	vs. Clemson (18, NR)	W, 70-63
3/9/85	vs. No. Carolina (18, 6)	L, 57-51
NCAA 1st & 2nd ROUND (Albuquerque, N.M.)		
3/15/85	vs. Nevada (16, NR)	W, 65-56
3/17/85	vs. UTEP (16, NR)	W, 86-73
NCAA WEST REGIONAL (Denver, Colo.)		
3/22/85	vs. Alabama (16, NR)	W, 61-55
3/24/85	vs. St. John's (16, 3)	L, 69-60
(N1) New York, N.Y.		

1985-86 21-13 overall, 7-7 ACC (t-4th) Captains: Nate McMillan, Ernie Myers

11/25/85	WEST CAROLINA (17, NR)	W, 80-57
11/27/85	FURMAN (15, NR)	W, 94-56
11/30/85	at Loyola Chicago	L, 60-58
12/2/85	TAMPA	W, 88-64
12/4/85	at Florida State	L, 76-67
12/7/85	vs. Kansas (N1) (NR, 7)	L, 71-56
12/19/85	WAKE FOREST	W, 77-64
12/21/85	RADFORD	W, 92-57
CHAMINADE CLASSIC		
12/24/85	vs. Chaminade (N1)	W, 64-46
12/25/85	vs. UNLV (N1) (NR, 12)	W, 80-73
12/30/85	MONMOUTH	W, 106-53
1/4/86	at North Carolina (NR, 1)	L, 80-79
1/8/86	NC A&T	W, 66-48
1/11/86	at Duke (NR, 3)	L, 74-67
1/15/86	CLEMSON	W, 60-57
1/18/86	at Wake Forest	W, 45-44
1/23/86	at Maryland	W, 67-55
1/25/86	VIRGINIA	W, 55-53
1/29/86	GEORGIA TECH (NR, 3)	L, 67-54
2/2/86	KENTUCKY (NR, 8)	W, 54-51
2/5/86	at Clemson*	W, 73-69
2/8/86	LOUISVILLE (NR, 16)	W, 76-64

2/10/86	BROOKLYN COLLEGE	W, 103-52
2/13/86	MARYLAND (17, NR)	L, 67-66
2/15/86	DUKE (17, 2)	L, 72-70
2/19/86	at Virginia (20, NR)	L, 69-60
2/23/86	NORTH CAROLINA (20, 1)	W, 76-65
2/27/86	at Georgia Tech (18, 4)	L, 69-57
3/1/86	at Oklahoma (18, 14)	L, 72-69
ACC TOURNAMENT (Greensboro, N.C.)		
3/7/86	vs. Virginia	L, 64-62
NCAA 1st & 2nd ROUND		
3/14/86	vs. Iowa (N2)	W, 66-64
3/16/86	vs. Ark-Little Rock** (N2)	W, 81-66
NCAA MIDWEST REGIONAL (Kansas City, Mo.)		
3/21/86	vs. Iowa State	W, 70-66
3/23/86	vs. Kansas (NR, 2)	L, 75-67
(N1) Honolulu, Hawaii	(N2) Minneapolis, Minn.	

1986-87 20-15 overall, 6-8 ACC (6th) ACC Tournament Champions Captain: Benny Bolton

HALL OF FAME TIP-OFF CLASSIC		
11/22/86	vs. Navy (N1) (17, 9)	W, 84-80
ALASKA SHOOTOUT		
11/28/86	vs. Texas (N2) (17, NR)	W, 69-68
11/29/86	vs. Iowa* (N2) (17, 10)	L, 90-89
11/30/86	UTAH STATE (17, NR)	W, 94-82
12/3/86	EAST TENN. ST. (18, NR)	W, 104-85
12/6/86	at West. Carolina (18, NR)	W, 96-75
12/13/86	DUQUESNE (15, NR)	W, 82-59
12/17/86	UNC-ASHEVILLE (12, NR)	W, 81-65
12/27/86	at Tampa (11, NR)	L, 67-62
12/30/86	LOYOLA-CHICAGO (19, NR)	W, 97-85
1/3/87	MARYLAND (19, NR)	W, 69-47
1/7/87	at Clemson (18, 20)	L, 73-69
1/10/87	GEORGIA TECH (18, NR)	W, 63-62
1/15/87	WAKE FOREST (17, NR)	W, 75-67
1/18/87	at North Carolina (17, 3)	L, 96-78
1/21/87	DUKE (20, 12)	W, 87-74
1/25/87	vs. Kansas (N3) (20, NR)	L, 74-60
1/28/87	at Virginia	L, 61-60
1/31/87	OKLAHOMA (NR, 10)	L, 86-82
2/2/87	at DePaul (NR, 8)	L, 84-62
2/5/87	NORTH CAROLINA (NR, 3)	L, 95-79
2/7/87	at Louisville	L, 87-75
2/9/87	WINTHROP	W, 85-58
2/11/87	CLEMSON (NR, 12)	L, 78-75
2/14/87	at Georgia Tech	L, 87-76
2/16/87	BROOKLYN COLLEGE	W, 107-79
2/19/87	at Duke (NR, 17)	L, 65-50
2/22/87	VIRGINIA	L, 72-65
2/25/87	at Maryland	W, 85-72
2/28/87	at Wake Forest*	W, 80-76
3/2/87	CHICAGO STATE	W, 86-78
ACC TOURNAMENT (Landover, Md.)		
3/6/87	vs. Duke* (NR, 14)	W, 71-64
3/7/87	vs. Wake Forest**	W, 77-73
3/8/87	vs. North Carolina (NR, 2)	W, 68-67
NCAA EAST REGIONAL (Syracuse, N.Y.)		
3/13/87	vs. Florida	L, 82-70
(N1) Springfield, Mass.	(N2) Anchorage, Ak.	(N3) Kansas City, Mo.



1987-88

24-8 overall, 10-4 ACC (2nd)

Captains: Vinny Del Negro, Quentin Jackson

11/30/87	VERMONT	W, 108-58
12/2/87	TAMPA	W, 85-60
12/19/87	KANSAS (NR,17)	L, 74-67
12/21/87	WINTHROP	W, 93-59
12/23/87	at UC Santa Barbara	L, 96-78
	RAINBOW CLASSIC	
12/28/87	vs. Creighton (N1)	W, 86-55
12/29/87	vs. Louisville (N1) (NR,20)	W, 80-75
12/30/87	vs. Arizona State (N1)	W, 83-71
1/3/88	CORNELL	W, 95-72
1/6/88	CLEMSON	W, 70-61
1/13/88	MORGAN STATE	W, 103-54
1/16/88	at Georgia Tech	W, 76-74
1/20/88	at Wake Forest (20,NR)	L, 71-67
1/24/88	NORTH CAROLINA (20,2)	L, 77-73
1/27/88	at Maryland	W, 83-81
1/31/88	DEPAUL	W, 71-66
2/3/88	VIRGINIA	W, 75-69
2/6/88	at Duke (NR,4)	W, 77-74
2/8/88	BAPTIST	W, 116-68
2/11/88	at North Carolina* (16,6)	L, 75-73
2/13/88	LOUISVILLE (16,NR)	W, 101-89
2/15/88	UMBC (16,NR)	W, 99-77
2/18/88	at Clemson (14,NR)	W, 88-63
2/20/88	GEORGIA TECH (14, NR)	L, 87-84
2/24/88	DUKE (18,5)	W, 89-78
2/27/88	at Virginia (18,NR)	W, 64-63
2/29/88	UNC ASHEVILLE (18,NR)	W, 87-76
3/3/88	MARYLAND (16, NR)	W, 74-68
3/6/88	WAKE FOREST (16,NR)	W, 86-82
	ACC TOURNAMENT (Greensboro, N.C.)	
3/11/88	vs. Clemson (11,NR)	W, 79-72
3/12/88	vs. Duke (11,8)	L, 73-72
	NCAA MIDWEST REGIONAL (Lincoln, Neb.)	
3/18/88	vs. Murray St. (14,NR)	L, 78-75
	(N1) Honolulu, Hawaii (N2) Greensboro, N.C. (N3) Lincoln, Neb.	

1988-89

22-9 overall, 10-4 ACC (1st)

Captains: Game Captains

11/26/88	COLUMBIA (18,NR)	W, 110-54
11/28/88	AKRON (18,NR)	W, 87-67
12/3/88	at SMU (16,NR)	L, 59-57
12/20/88	ALABAMA ST. (17,NR)	W, 109-81
12/22/88	COPPIN STATE (17,NR)	W, 100-67
12/27/88	MONMOUTH (18,NR)	W, 95-50
12/30/88	VMI (18,NR)	W, 105-79
1/2/89	TOWSON (18,NR)	W, 83-77
1/5/89	at Clemson (16,NR)	W, 73-65
1/7/89	TEMPLE (16,NR)	W, 71-59
1/12/89	COAST. CAROLINA (15,NR)	W, 97-69
1/14/89	GEORGIA TECH (15,19)	W, 82-68
1/18/89	WAKE FOREST (15,NR)	W, 82-64
1/21/89	at North Carolina (15,13)	L, 84-81
1/26/89	DUKE (15,8)	W, 88-73
1/29/89	at Maryland (15,NR)	W, 90-67
2/1/89	at Virginia (13,NR)	L, 91-71
2/4/89	at DePaul (13,NR)	L, 81-74
2/9/89	NORTH CAROLINA (17,6)	W, 98-88
2/12/89	UNLV (17,19)	L, 89-80
2/15/89	CLEMSON (19,NR)	W, 90-75
2/18/89	at Georgia Tech (19,NR)	W, 71-69
2/20/89	UNC ASHEVILLE (19,NR)	W, 90-75
2/23/89	at Duke (17,9)	L, 86-65
2/26/89	VIRGINIA (17,NR)	L, 76-75
3/2/89	MARYLAND (20,NR)	W, 84-77
3/4/89	at Wake Forest****(20,NR)W	W, 110-103
	ACC TOURNAMENT	
3/10/89	vs. Maryland (N1) (17,NR)	L, 71-49
	NCAA TOURNAMENT	
	East Sub-Region	
3/17/89	vs. South Carolina (N2) (19,NR)W	W, 81-66
3/19/89	vs. Iowa** (N2) (19,14)	W, 102-96
	NCAA East Region	
3/24/89	vs. Georgetown (N3) (19,2)	L, 69-61
	(N1) Atlanta, Ga. (N2) Providence, R.I. (N3) East Rutherford, N.J.	

1989-90

18-12 overall, 6-8 ACC (t-5th)

Captains: Game Captains

	PRESEASON NIT	
11/15/89	RICHMOND (19,NR)	W, 57-48
11/17/89	at DePaul (19,NR)	L, 70-63
11/27/89	APPALACHIAN ST. (25,NR)	W, 97-67
	TOURNAMENT OF CHAMPIONS	
12/1/89	vs. Ohio State (N1) (25,NR)	W, 68-54
12/2/89	vs. Pittsburgh (N1) (25,18)	W, 100-87
	ACC-BIG EAST CHALLENGE	
12/5/89	vs. St. John's (19,15)	W, 67-53
12/7/89	DUQUESNE (19,NR)	W, 126-77
12/19/89	EAST TENN ST. (15,NR)	L, 92-82
12/21/89	UNC ASHEVILLE (15,NR)	W, 110-70
	ECAC FESTIVAL	
12/27/89	vs. Florida St. (N3) (19,NR)	W, 90-72
12/29/89	vs. Seton Hall (N3) (19,NR)	W, 65-62
1/3/90	CLEMSON (18,NR)	W, 79-77
1/6/90	vs. Temple (N4) (18,NR)	W, 74-71
1/10/90	BOSTON UNIV. (17, NR)	W, 95-70
1/13/90	at Georgia Tech (17,9)	L, 92-85
1/18/90	at Wake Forest (19,NR)	W, 61-57
1/20/90	NORTH CAROLINA (19,NR)	L, 91-81
1/24/90	at Duke* (NR,8)	L, 85-82
1/27/90	MARYLAND	W, 81-61
1/31/90	VIRGINIA	W, 84-58
2/3/90	at UNLV (NR,12)	L, 88-82
2/7/90	at North Carolina	W, 88-77
2/10/90	DEPAUL	W, 80-71
2/12/90	at Clemson	L, 89-81
2/17/90	GA. TECH** (NR,13)	L, 95-92
2/21/90	DUKE (NR,3)	W, 76-71
2/25/90	at Virginia	L, 77-71
2/28/90	at Maryland	L, 96-95
3/4/90	WAKE FOREST	L, 93-91
	ACC TOURNAMENT (Charlotte, N.C.)	
3/9/90	vs. Ga. Tech (NR,14)	L, 76-67
	(N1) Charlotte, N.C. (N2) Greensboro, N.C. (N3) New York, N.Y. (N4) Atlantic City, N.J.	

LES ROBINSON ERA (78-98)

1990-91

20-11 overall, 8-6 ACC (t-3rd)

Captains: Chris Corchiani, Rodney Monroe

11/23/90	at Florida International	W, 120-79
11/28/90	CHARLESTON SOUTHERN	W, 135-80
12/1/90	WESTERN CAROLINA	W, 119-84
	ACC-BIG EAST CHALLENGE	
12/4/90	at Syracuse (NR,4)	L, 86-79
12/8/90	MOUNT ST. MARY'S	W, 114-104
12/22/90	UNC ASHEVILLE	W, 99-60
12/29/90	at East Tenn. St. (NR,20)	L, 94-91
1/2/91	CLEMSON	W, 74-70
1/5/91	at Kansas	L, 105-94
1/7/91	COASTAL CAROLINA	W, 86-78
1/13/91	GEORGIA TECH (NR,24)	W, 90-83
1/19/91	at Wake Forest	L, 97-76
1/21/91	MARQUETTE	W, 89-76
1/23/91	DUKE (NR,9)	W, 95-89
1/26/91	at Maryland	L, 104-100
1/29/91	at Virginia (NR,15)	L, 104-72
2/3/91	at Georgia Tech (NR,23)	W, 79-73
2/6/91	NORTH CAROLINA (NR,9)	W, 97-91
2/7/91	at North Carolina (NR,9)	L, 92-70
2/10/91	at Clemson	W, 72-62
2/13/91	ROBERT MORRIS	W, 90-88
2/16/91	at Connecticut	W, 60-59
2/20/91	at Duke (NR,7)	L, 72-65
2/23/91	VIRGINIA (NR,20)	W, 83-76
2/25/91	at Tennessee	W, 90-82
2/27/91	MARYLAND	W, 114-91
3/2/91	WAKE FOREST	L, 89-84
	ACC TOURNAMENT (Charlotte, N.C.)	
3/8/91	vs. Georgia Tech	W, 82-68
3/9/91	vs. Duke (NR,6)	L, 93-72
	NCAA TOURNAMENT	
	East Sub-Region	
3/14/91	vs. South Miss (N1) (NR,25)	W, 114-85
3/16/91	vs. Okla. State (N1) (NR,14)	L, 73-64
	(N1) Charlotte, N.C. (N2) College Park, Md.	

1991-92

12-18 overall, 6-10 ACC (7th)

Captain: Tom Gugliotta

11/23/91	FLORIDA INTERNATIONAL	W, 80-69
11/30/91	WESTERN CAROLINA	W, 101-79
	ACC-BIG EAST CHALLENGE	
12/2/91	vs. Pittsburgh (N1)	W, 78-77
	TOURNAMENT OF CHAMPIONS	
12/6/91	vs. Alabama (N2) (NR,15)	L, 77-66
12/7/91	vs. DePaul (N2) (NR,20)	W, 97-83
12/18/91	PRINCETON*	L, 50-47
12/21/91	vs. Iona (N3)	L, 102-86
	ALOHA INVITATIONAL	
12/29/91	vs. Chamaine (N4)	W, 93-89
12/30/91	vs. Western Kentucky (N4)	L, 84-82
1/4/92	DAVIDSON	W, 83-63
1/8/92	GEORGIA TECH (NR,14)	L, 80-63
1/11/92	MARYLAND	W, 94-88
1/15/92	at Duke (NR,1)	L, 110-75
1/18/92	at Clemson	W, 78-75
1/22/92	NORTH CAROLINA (NR,10)	W, 99-88
1/25/92	at Florida State	L, 98-76
1/27/92	TENNESSEE	L, 92-78
1/29/92	at Wake Forest	L, 86-73
2/1/92	VIRGINIA	L, 80-69
2/4/92	at Marquette	L, 66-42
2/6/92	at East Tennessee State	L, 72-66
2/10/92	FLORIDA STATE (NR,23)	L, 87-79
2/13/92	at Maryland	L, 77-74
2/16/92	DUKE (NR,1)	L, 71-63
2/22/92	at North Carolina (NR,4)	W, 99-94
2/26/92	CLEMSON	W, 63-61
2/29/92	at Georgia Tech*	L, 98-88
3/4/92	at Virginia	L, 74-68
3/7/92	WAKE FOREST	W, 77-74
	ACC TOURNAMENT (Charlotte, N.C.)	
3/13/92	vs. Florida State (NR,18)	L, 93-80
	(N1) Hartford, Conn. (N2) Charlotte, N.C. (N3) White Plains, N.Y. (N4) Honolulu, Hawaii	

1992-93

8-19 overall, 2-14 ACC (t-8th)

Captain: Kevin Thompson

12/1/92	UNC WILMINGTON	L, 96-84
12/3/92	UNC ASHEVILLE	W, 72-69
12/5/92	CONNECTICUT	L, 81-74
12/16/92	at Princeton	L, 50-41
12/19/92	OREGON STATE	W, 69-68
12/21/92	at Kansas (NR,2)	L, 84-64
1/2/93	IONA	W, 88-66
1/7/93	NORTH CAROLINA (NR,6)	L, 100-67
1/9/93	VIRGINIA (NR,25)	L, 73-56
1/11/93	at Davidson	W, 63-58
1/16/93	at Florida State	L, 70-54
1/21/93	at Duke (NR,6)	L, 92-56
1/23/93	MARYLAND	L, 70-65
1/27/93	at Georgia Tech (NR,18)	L, 85-74
1/31/93	CLEMSON	W, 72-70
2/4/93	WAKE FOREST (NR,13)	L, 65-54
2/6/93	at North Carolina (NR,6)	L, 104-58
2/11/93	at Virginia (NR,24)	L, 75-66
2/13/93	TENNESSEE	W, 74-72
2/15/93	UNCG	W, 87-65
2/17/93	FLORIDA STATE (NR,9)	L, 72-71
2/21/93	DUKE (NR,7)	L, 91-82
2/24/93	at Maryland	L, 88-71
2/28/93	GEORGIA TECH	W, 68-60
3/3/93	at Clemson	L, 92-82
3/6/93	at Wake Forest (NR,14)	L, 80-68
	ACC TOURNAMENT (Charlotte, N.C.)	
3/11/93	vs. Maryland	L, 76-55
	(N1) Charlotte, N.C.	

1993-94

11-19 overall, 5-11 ACC (9th)

Captain: Marc Lewis

	ALASKA SHOOTOUT	
11/24/93	vs. Weber State (N1)	L, 94-80
11/26/93	vs. UW-Green Bay (N1)	L, 76-56
11/27/93	vs. Hawaii (N1)	W, 83-48
12/2/93	UNCG	W, 75-65
12/4/93	CAMPBELL*	L, 72-69
12/8/93	KANSAS (NR,7)	L, 74-57

12/11/93	UNC ASHEVILLE	W, 70-58
12/22/93	at Oregon State	W, 66-58
12/28/93	vs. UCLA (N2) (NR,8)	L, 81-75
1/2/94	DAVIDSON	L, 64-63
1/5/94	at North Carolina (NR,2)	L, 88-58
1/9/94	at Virginia	L, 79-58
1/16/94	FLORIDA STATE	W, 78-70
1/20/94	DUKE (NR,5)	L, 92-65
1/22/94	at Maryland (NR,25)	L, 102-70
1/26/94	GEORGIA TECH (NR,21)	W, 84-78
1/29/94	at Clemson	L, 95-73
2/2/94	at Wake Forest	L, 72-60
2/5/94	NORTH CAROLINA (NR,2)	L, 77-64
2/7/94	at Tennessee*	W, 72-70
2/9/94	VIRGINIA	W, 67-54
2/14/94	NC A&T	W, 85-64
2/16/94	at Florida State	L, 75-70
2/20/94	at Duke (NR,6)	L, 85-58
2/23/94	MARYLAND	W, 79-71
2/26/94	at Georgia Tech (NR,23)	L, 81-69
2/28/94	FLORIDA ATLANTIC	L, 75-71
3/2/94	CLEMSON	L, 82-63
3/5/94	WAKE FOREST	W, 71-63
	ACC TOURNAMENT (Charlotte, N.C.)	
3/10/94	vs. Clemson	L, 76-63
	(N1) Anchorage, Ak. (N2) Greensboro, N.C.	



After his NC State days, Vinnie Del Negro went on to play 11 seasons in the NBA.



/// YEAR-BY-YEAR RESULTS

1994-95

12-15 overall, 4-12 ACC (8th)

Captains: Mark Davis, Lakista McCuller

11/26/94	PRARIE VIEW A&M	W, 104-56
11/28/94	HOWARD	W, 101-60
11/30/94	RADFORD	W, 99-62
12/5/94	CHARLESTON SOUTHERN	W, 96-69
12/10/94	KANSAS (NR,5)	L, 96-91
12/22/94	UNC ASHEVILLE	W, 77-55
12/28/94	at UCLA (NR,2)	L, 88-80
12/31/94	MD-EASTERN SHORE	W, 75-53
1/2/95	WINTHROP	W, 89-46
1/4/95	NORTH CAROLINA (NR,1)	W, 80-70
1/7/95	VIRGINIA	L, 76-65
1/11/95	WILLIAM & MARY	W, 80-64
1/15/95	at Florida State	L, 107-79
1/18/95	at Duke	W, 77-60
1/22/95	MARYLAND (NR,8)	L, 84-67
1/25/95	at Georgia Tech (NR,21)	L, 75-71
1/28/95	CLEMSON	L, 60-55
1/29/95	WAKE FOREST (NR,11)	L, 69-61
2/4/95	at North Carolina (NR,2)	L, 82-63
2/8/95	at Virginia (NR,17)	L, 65-55
2/15/95	FLORIDA STATE	W, 86-77
2/18/95	DUKE	W, 84-79
2/22/95	at Maryland (NR,7)	L, 84-71
2/25/95	GEORGIA TECH (NR,24)	L, 72-68
3/1/95	at Clemson	L, 62-45
3/4/95	at Wake Forest (NR,9)	L, 83-68
ACC TOURNAMENT (Charlotte, NC)		
3/9/95	vs. Duke	L, 83-70
(N1) Charlotte, N.C.		

1995-96

15-16 overall, 3-13 ACC (9th)

Captains: Todd Fuller, Curtis Marshall

11/25/95	VMI	W, 104-78
11/27/95	WINTHROP	W, 97-48
11/30/95	WOFFORD	W, 99-60
12/9/95	DAVIDSON	W, 84-80
12/20/95	UNC ASHEVILLE	W, 120-71
12/23/95	at Cal Poly SLO	W, 102-83
RAINBOW CLASSIC		
12/28/95	vs. UMass (N1) (NR,1)	L, 87-68
12/29/95	vs. Missouri (N1) (NR,18)	W, 87-68
12/30/95	vs. Illinois (N1) (NR,12)	L, 85-76
1/2/96	WESTERN CAROLINA	W, 102-71
1/4/96	at North Carolina (NR,16)	L, 96-72
1/6/96	at Virginia	L, 73-69
1/9/96	BOSTON UNIVERSITY	W, 78-68
1/13/96	FLORIDA STATE	W, 71-65
1/15/96	at Central Florida	W, 81-74
1/18/96	DUKE	L, 71-70
1/20/96	at Maryland*	L, 77-74
1/24/96	GEORGIA TECH	L, 76-71
1/27/96	at Clemson (NR,18)	W, 64-61
1/31/96	at Wake Forest (NR,12)	L, 66-62
2/3/96	NORTH CAROLINA (NR,8)	W, 78-75
2/8/96	VIRGINIA**	L, 84-82
7-UP SHOOTOUT		
2/11/96	vs. Arizona State (N2)	W, 89-69
2/14/96	at Florida State	L, 79-66
2/17/96	at Duke*	L, 79-76
2/22/96	MARYLAND	L, 86-84
2/25/96	at Georgia Tech*(NR,23)	L, 92-83
2/28/96	CLEMSON	L, 80-76
3/2/96	WAKE FOREST (NR,13)	L, 72-70
ACC TOURNAMENT (Greensboro, N.C.)		
3/7/96	vs. Florida State	W, 80-65
3/8/96	vs. Georgia Tech (NR,18)	L, 88-73
(N1) Honolulu, Hawaii (N2) Phoenix, Ariz. (N3) Greensboro, N.C.		

HERB SENDEK ERA (191-132)

1996-97

17-15 overall, 4-12 ACC (8th)

Captains: Al Pinkins, Jeremy Hyatt, Danny Strong, Jason Sutton

11/22/96	FLORIDA ATLANTIC	W, 68-53
11/25/96	PENN STATE	W, 44-41
11/27/96	LAMAR	W, 67-52
11/30/96	at Memphis	W, 67-46

12/3/96	WINTHROP	W, 57-28
12/7/96	WAKE FOREST (NR,2)	L, 53-45
12/19/96	CENTRAL FLORIDA	W, 70-52
12/21/96	at Kansas (NR,1)	L, 84-56
12/31/96	ARKANSAS-PINE BLUFF	W, 83-23
1/4/97	at Florida State	L, 71-51
1/7/97	TEXAS-PAN AMERICAN	W, 75-25
1/12/97	MARYLAND (NR,19)	L, 68-69
1/15/97	at North Carolina (NR,22)	L, 59-56
1/18/97	at Clemson (NR,3)	L, 51-42
1/21/97	DUKE (NR,10)	L, 70-55
1/25/97	at Georgia Tech	L, 54-53
1/28/97	at Virginia	L, 56-50
2/1/97	CLEMSON (NR,7)	W, 58-54
2/5/97	at Maryland (NR,7)	L, 66-56
2/8/97	at Duke (NR,8)	L, 80-51
2/12/97	NORTH CAROLINA (NR,16)	L, 45-44
2/17/97	at Wake Forest* (NR,4)	L, 60-59
2/19/97	VIRGINIA	L, 55-46
2/22/97	GEORGIA TECH	W, 72-51
2/26/97	FLORIDA STATE	W, 67-44
3/1/97	WOFFORD	W, 68-39
ACC TOURNAMENT (Greensboro, N.C.)		
3/6/97	vs. Georgia Tech	W, 60-46
3/7/97	vs. Duke (NR,7)	W, 66-60
3/8/97	vs. Maryland (NR,22)	W, 65-58
3/9/97	vs. North Carolina (NR,5)	L, 64-54
NIT		
(Raleigh, N.C.)		
3/12/97	SW MISSOURI STATE	W, 77-66
3/17/97	WEST VIRGINIA	L, 76-73
(N1) Greensboro, N.C.		

1997-98

17-15 overall, 5-11 ACC (8th)

Captains: Ishua Benjamin, C.C. Harrison

IKON COACHES VS. CANCER CLASSIC		
11/11/97	vs. Georgia (N1) (NR,19)	W, 47-45
11/12/97	vs. Princeton (N1)	L, 38-36
11/17/97	WOFFORD	W, 71-49
11/25/97	NORTH TEXAS	W, 92-75
11/29/97	at Penn State	L, 61-57
12/4/97	at Georgia Tech*(NR,22)	W, 71-69
12/7/97	MD-BALTIMORE COUNTY	W, 66-49
12/18/97	SAM HOUSTON STATE	W, 89-60
12/20/97	SOUTH CAROLINA STATE	W, 68-67
12/22/97	HAMPTON	W, 86-61
12/31/97	MOREHEAD STATE	W, 63-41
1/3/98	FLORIDA STATE (NR,19)	L, 68-55
1/7/98	at Duke (NR,2)	L, 64-50
1/10/98	MARYLAND	L, 68-65
1/14/98	MEMPHIS	W, 71-60
1/18/98	at Virginia	L, 59-56
1/21/98	NORTH CAROLINA (NR,2)	L, 74-60
1/25/98	GEORGIA TECH	W, 56-51
1/28/98	at Florida State	L, 64-52
1/31/98	at Clemson*	W, 82-80
2/4/98	WAKE FOREST	L, 68-62
2/8/98	DUKE (NR,1)	L, 65-49
2/11/98	at Maryland (NR,24)	L, 78-63
2/14/98	NORFOLK STATE	W, 81-63
2/18/98	VIRGINIA	W, 74-55
2/21/98	at North Carolina (NR,1)	W, 86-72
2/26/98	CLEMSON	L, 77-72
3/1/98	at Wake Forest	L, 71-57
ACC TOURNAMENT (Greensboro, N.C.)		
3/5/98	vs. Florida State	W, 65-63
3/6/98	vs. North Carolina (NR,1)	L, 73-46
NIT (Raleigh, N.C.)		
3/11/98	KANSAS STATE	W, 59-39
3/17/98	GEORGIA	L, 61-55
(N1) Meadowlands, N.J. (N2) Greensboro, N.C.		

1998-99

19-14 overall, 6-10 ACC (t-5th)

Captains: Game Captains

11/14/98	MD-EASTERN SHORE	W, 81-60
11/18/98	CAMPBELL	W, 87-36
11/21/98	COASTAL CAROLINA	W, 81-56
11/24/98	at Providence	L, 80-69
11/27/98	CHARLESTON SOUTHERN	W, 93-57
12/1/98	ARMY	W, 94-33
12/5/98	at Duke (NR,4)	L, 89-69
12/12/98	HOUSTON	W, 100-73
12/17/98	WINTHROP	W, 81-51

PUERTO RICO HOLIDAY CLASSIC

12/21/98	vs. Middle Tenn. St (N1)	W, 91-59
12/22/98	vs. Ohio State (N1)	L, 81-64
12/23/98	vs. Oklahoma (NR,23)	W, 62-58
1/2/99	GEORGIA TECH	W, 75-69
1/5/99	at Clemson (NR,21)	L, 80-72
1/10/99	at Maryland (NR,5)	L, 94-48
1/14/99	VIRGINIA	W, 82-72
1/16/99	NORTH CAROLINA (NR,9)	L, 59-56
1/20/99	WOFFORD	W, 77-65
1/23/99	at Florida State	L, 71-59
1/28/99	WAKE FOREST	W, 70-59
1/30/99	DUKE (NR,2)	L, 80-61
2/2/99	at Georgia Tech	W, 51-50
2/6/99	CLEMSON	W, 84-71
2/10/99	MARYLAND (NR,7)	L, 63-50
2/14/99	at Virginia*	L, 82-79
2/18/99	at North Carolina (NR,14)	L, 62-53
2/21/99	TULANE	W, 74-60
2/24/99	FLORIDA STATE	W, 71-63
2/28/99	at Wake Forest	L, 74-45
ACC TOURNAMENT (Charlotte, N.C.)		
3/5/99	vs. Wake Forest	W, 66-52
3/6/99	vs. Duke (NR,1)	L, 83-68
NIT		
(Raleigh, N.C.)		
3/10/99	PROVIDENCE	W, 92-86
3/15/99	PRINCETON	L, 61-58
(N1) San Juan, P.R. (N2) Charlotte, N.C.		

PNC ARENA ERA

1999-00

20-14 overall, 6-10 ACC (t-6th)

Captain: Justin Gainey

11/19/99	GEORGIA	W, 67-63
11/23/99	OLD DOMINION	W, 75-61
11/26/99	STETSON	W, 79-45
12/1/99	at Purdue (NR,19)	W, 61-59
12/4/99	PROVIDENCE	W, 64-60
12/12/99	UNC ASHEVILLE	W, 80-58
12/17/99	LIBERTY	W, 85-50
12/22/99	at Tulane (25,NR)	L, 73-62
12/28/99	YALE	W, 67-40
12/30/99	WESTERN CAROLINA	W, 79-53
1/6/00	MARYLAND (NR,12)	W, 68-66
1/8/00	at North Carolina (NR,14)	L, 83-75
1/12/00	VIRGINIA	W, 65-62
1/16/00	WAKE FOREST	W, 76-56
1/19/00	at Duke*(NR,5)	L, 92-88
1/22/00	GEORGIA TECH	W, 66-58
1/27/00	at Clemson (21,NR)	L, 59-42
1/29/00	ARIZONA STATE	W, 79-68
2/2/00	FLORIDA STATE	W, 68-58
2/6/00	at Maryland (NR,25)	L, 78-73
2/9/00	NORTH CAROLINA	L, 70-62
2/12/00	at Virginia	L, 88-82
2/15/00	at Wake Forest	L, 71-53
2/19/00	DUKE (NR,3)	L, 71-66
2/24/00	at Georgia Tech	L, 66-63
2/27/00	CLEMSON	L, 66-63
3/5/00	at Florida State	W, 70-51
ACC TOURNAMENT (Charlotte, N.C.)		
3/10/00	vs. Virginia	W, 76-65
3/11/00	vs. Maryland (NR,20)	L, 64-61
NIT (Raleigh, N.C.)		
3/14/00	TULANE	W, 64-60
3/21/00	ARIZONA STATE	W, 60-57
3/23/00	MISSISSIPPI	W, 77-54
NIT (New York, N.Y.)		
3/28/00	vs. Wake Forest	L, 62-59
3/30/00	vs. Penn State	L, 74-72
(N1) Charlotte, N.C. (N2) New York, N.Y.		

2000-01

13-16 overall, 5-11 ACC (7th)

Captains: Kenny Inge, Archie Miller, Damien Wilkins

COSIDA CLASSIC		
11/17/00	PENN	W, 77-64
11/18/00	UNC CHARLOTTE	L, 95-78
11/22/00	vs. Fresno State (N1)	L, 82-63
11/25/00	CHARLESTON SOUTHERN	W, 89-51
11/29/00	PENN STATE	W, 84-76
12/2/00	at Old Dominion	W, 87-78

12/5/00	UNCG	W, 77-76
12/9/00	vs. Georgia	L, 68-63
12/16/00	NEW HAMPSHIRE	W, 103-59
12/22/00	UNC ASHEVILLE	W, 87-66
12/30/00	CAL POLY	W, 91-63
1/6/01	at Virginia (NR,8)	L, 88-81
1/10/01	DUKE (NR,2)	L, 84-78
1/13/01	at Clemson	L, 72-69
1/16/01	GEORGIA TECH	W, 72-60
1/21/01	MARYLAND (NR,12)	L, 75-61
1/25/01	at Florida State*	W, 84-81
1/28/01	NORTH CAROLINA (NR,5)	L, 60-52
1/31/01	at Wake Forest*(NR,12)	L, 74-69
2/3/01	SYRACUSE (NR,12)	L, 54-53
2/7/01	VIRGINIA (NR,6)	W, 90-80
2/11/01	at Duke (NR,3)	L, 101-75
2/14/01	CLEMSON	W, 85-51
2/17/01	at Georgia Tech	L, 69-54
2/20/01	at Maryland (NR,20)	L, 95-66
2/25/01	FLORIDA STATE	W, 71-46
2/28/01	at North Carolina (NR,4)	L, 76-63
3/4/01	WAKE FOREST (NR,23)	L, 76-58
ACC TOURNAMENT (Atlanta, Ga.)		
3/9/01	vs. Duke (NR,3)	L, 76-61
(N1) Hall of Fame Tip-Off -- Springfield, Mass. (N2) Delta Classic -- Atlanta (N3) Atlanta, Ga.		

2001-02

23-11 overall, 9-7 ACC (t-3rd)

Captain: Archie Miller

BCA INVITATIONAL		
11/14/01	PRAIRIE VIEW A&M	W, 95-51
11/15/01	SAN JOSE STATE	W, 78-56
11/16/01	EAST CAROLINA	W, 71-47
11/20/01	JAMES MADISON	W, 75-58
11/23/01	THE CITADEL	W, 63-53
11/27/01	at Ohio State	L, 64-50
12/1/01	MASSACHUSETTS	L, 69-62
12/5/01	WOFFORD	W, 80-42
12/8/01	at Syracuse (NR,9)	W, 82-68
12/15/01	UNC ASHEVILLE	W, 92-54
12/19/01	CHARLESTON SOUTHERN	W, 70-50
12/23/01	at Houston	W, 67-66
12/30/01	MARYLAND (NR,8)	L, 72-65
1/5/02	at Virginia (NR,4)	W, 81-74
1/8/02	FLORIDA STATE	W, 77-62
1/13/02	DUKE (NR,1)	L, 76-57
1/15/02	at Clemson	W, 80-79
1/19/02	GEORGIA TECH	W, 84-71
1/23/02	at North Carolina	W, 77-59
1/26/02	TEMPLE	W, 80-61
1/30/02	WAKE FOREST (NR,19)	L, 82-81
2/3/02	at Maryland (NR,3)	L, 89-73
2/6/02	VIRGINIA (NR,8)	W, 85-68
2/10/02	at Florida State	W, 76-67
2/14/02	at Duke (24,1)	L, 108-71
2/16/02	Clemson (24,NR)	W, 83-54
2/20/02	at Georgia Tech	L, 65-59
2/24/02	NORTH CAROLINA	W, 98-76
3/2/02	at Wake Forest (NR,22)	L, 83-71
ACC TOURNAMENT (Charlotte, N.C.)		
3/8/02	vs. Virginia	W, 92-72
3/9/02	vs. Maryland (NR,2)	W, 86-82
3/10/02	vs. Duke (NR,3)	L, 91-61
NCAA TOURNAMENT (Washington, D.C.)		



Marcus Melvin played in three NCAA Tournaments at NC State.

2002-03

18-13 overall, 9-7 ACC (4th)

Captain: Clifford Crawford

11/22/02	MOUNT ST. MARY'S	W, 84-60
11/30/02	COPPIN STATE	W, 58-37
12/4/02	NORTHWESTERN	W, 74-47
12/8/02	SOUTH CAROLINA	W, 76-64
12/14/02	NC A&T*	W, 101-63
12/17/02	vs. Gonzaga \$	L, 69-60
12/21/02	FAIRLEIGH DICKINSON	W, 104-65
12/29/02	WOFFORD	W, 86-71
1/2/03	at Massachusetts	L, 68-56
1/5/03	VIRGINIA	W, 75-63
1/11/03	at Georgia Tech	L, 85-61
1/16/03	BOSTON COLLEGE	L, 93-81
1/18/03	at Florida State	W, 70-63
1/22/03	DUKE (NR,3)	W, 80-71
1/26/03	NORTH CAROLINA	W, 86-77
1/30/03	at Maryland (NR,10)	L, 75-60
2/2/03	CLEMSON	W, 78-56
2/6/03	at Wake Forest (NR,14)	L, 73-58
2/9/03	at Virginia	L, 61-58
2/12/03	GEORGIA TECH	W, 63-57
2/15/03	at Temple	L, 76-54
2/18/03	FLORIDA STATE	W, 71-60
2/22/03	at Duke (NR,8)	L, 79-68
2/25/03	at North Carolina*	W, 75-67
3/2/03	MARYLAND (NR,14)	L, 68-65
3/5/03	at Clemson	W, 63-60
3/8/03	WAKE FOREST (NR,9)	L, 78-72
ACC TOURNAMENT (Greensboro, N.C.)		
3/14/03	vs. Georgia Tech	W, 71-65
3/15/03	vs. Wake Forest (NR,9)	W, 87-83
3/16/03	vs. Duke (NR,2)	L, 84-77
NCAA TOURNAMENT (Oklahoma City)		
3/20/03	vs. California*	L, 76-74

\$ Jimmy V Classic - East Rutherford, N.J.

(N1) Greensboro, N.C. (N2) Oklahoma City

* Game played in Reynolds Coliseum

2003-04

21-10 overall, 11-5 ACC (2nd)

Captains: Marcus Melvin, Scooter Sherrill

11/21/03	UNC ASHEVILLE (24,NR)	W, 71-46
11/25/03	HOWARD (25,NR)	W, 71-51
11/28/03	FLORIDA A&M (25,NR)	W, 92-62

12/2/03	at Michigan	L, 68-61
12/7/03	MILWAUKEE	W, 77-71
12/13/03	HARTFORD^	W, 78-49
12/20/03	at South Carolina	L, 58-55
12/28/03	VIRGINIA	W, 86-69
1/3/04	UNC WILMINGTON	W, 68-50
1/7/04	BYU	W, 89-62
1/11/04	at Florida State	W, 58-53
1/15/04	at Duke (NR,2)	L, 76-57
1/17/04	CLEMSON	W, 86-69
1/20/04	at Boston College*	L, 66-65
1/24/04	GEORGIA TECH (NR,11)	W, 76-72
1/28/04	at North Carolina (NR,12)	L, 68-66
2/1/04	at Maryland	W, 81-69
2/4/04	WAKE FOREST (NR,16)	W, 73-68
2/7/04	at Virginia	W, 79-63
2/10/04	FLORIDA STATE (21,NR)	W, 75-59
2/15/04	DUKE (21,1)	W, 78-74
2/18/04	at Clemson (13,NR)	L, 60-55
2/22/04	WASHINGTON (13,NR)	W, 77-72
2/25/04	at Georgia Tech (14,18)	W, 79-69
2/29/04	NORTH CAROLINA (14,12)	L, 71-64
3/3/04	MARYLAND (16,NR)	L, 70-69
3/6/04	at Wake Forest (16,11)	W, 81-70
ACC TOURNAMENT (Greensboro, N.C.)		
3/12/04	vs. Florida State	W, 78-71
3/13/04	vs. Maryland	L, 85-82
NCAA TOURNAMENT (Orlando, Fla.)		
3/19/04	vs. Louisiana-Lafayette	W, 61-52
3/21/04	vs. Vanderbilt	L, 75-73

(N1) Greensboro, N.C. (N2) Orlando, Fla.

* Game played in Reynolds Coliseum

2004-05

21-14 overall, 7-9 ACC (t-6th)

Captains: Jordan Collins, Julius Hodge, Levi Watkins

BCA INVITATIONAL		
11/17/04	NEW ORLEANS (19,NR)	W, 92-58
11/18/04	ELON (19,NR)	W, 71-45
11/19/04	EAST CAROLINA (19,NR)	W, 100-66
11/26/04	CAMPBELL (17,NR)	W, 99-44
11/29/04	PURDUE (13,NR)	W, 60-53
12/5/04	MANHATTAN (13,NR)	W, 76-60
12/11/04	LIBERTY (12,NR)^	W, 94-60
12/15/04	UL-LAFAYETTE (12,NR)	W, 78-72
12/19/04	at Washington (12,16)	L, 68-64
12/21/04	at BYU (12,NR)	W, 72-61
ECAC HOLIDAY FESTIVAL		
12/29/04	vs. Columbia (N1) (17,NR)	W, 84-74
12/30/04	vs. St. John's (N1) (17,NR)	L, 63-45
1/2/05	WEST VIRGINIA (17,NR)	L, 82-69
1/9/05	at Miami	L, 67-66
1/13/05	DUKE (NR,5)	L, 86-74
1/16/05	GEORGIA TECH (NR,8)	W, 76-68
1/19/05	at Virginia Tech	L, 72-71
1/23/05	at Maryland	W, 85-69
1/26/05	FLORIDA STATE	L, 70-64
1/29/05	at Clemson	W, 80-70
2/3/05	at North Carolina (NR,2)	L, 95-71
2/5/05	VIRGINIA	L, 64-62
2/10/05	at Wake Forest (NR,6)	L, 86-75
2/13/05	at Georgia Tech	W, 53-51
2/16/05	MARYLAND (22,NR)	W, 82-63
2/22/05	NORTH CAROLINA (NR,2)	L, 81-71
2/26/05	VIRGINIA TECH	W, 74-54
3/2/05	at Virginia	W, 82-72
3/6/05	WAKE FOREST (NR,4)	L, 55-53
ACC TOURNAMENT (Washington, D.C.)		
3/10/05	vs. Florida State	W, 70-54
3/11/05	vs. Wake Forest (NR,3)	W, 81-65
3/12/05	vs. Duke (NR,5)	L, 76-69
NCAA TOURNAMENT (Worcester, Mass.)		
3/18/05	vs. Charlotte	W, 75-63
3/20/05	vs. Connecticut (NR,13)	W, 65-62
NCAA TOURNAMENT REGIONAL (Syracuse, N.Y.)		
3/25/05	vs. Wisconsin (NR,20)	L, 65-56

(N1) New York, N.Y. (N2) Washington, D.C.

(N3) Worcester, Mass. (N4) Syracuse, N.Y.

* Game played in Reynolds Coliseum

2005-06

22-10 overall, 10-6 ACC (4th)

Captains: Cameron Bennerman, Tony Bethel, Ilian Evtimov

11/18/05	STETSON	W, 91-61
11/19/05	THE CITADEL	W, 91-59
11/20/05	DELAWARE	W, 73-57
11/23/05	VMI	W, 75-55
11/26/05	vs. Notre Dame (N1)	W, 61-48
11/30/05	at Iowa (24,14)	L, 45-42
12/10/05	APPALACHIAN ST. (25,NR)^	W, 92-68
12/14/05	UNC ASHEVILLE (25,NR)	W, 86-56
12/18/05	MIAMI (21,NR)	W, 81-69
12/22/05	at Alabama (21,NR)	W, 68-64
12/28/05	NEW HAMPSHIRE (19,NR)	W, 81-62
12/30/05	GEORGE WASH. (19,12)	W, 79-58
1/3/06	UNCG (13,NR)	W, 83-52
1/7/06	at North Carolina (13,25)	L, 82-69
1/10/06	at Boston College (18,15)	W, 78-60
1/14/06	GEORGIA TECH (18,NR)	W, 87-78
1/18/06	at Duke (14,1)	L, 81-68
1/21/06	WAKE FOREST (14,NR)	W, 92-82
1/25/06	SETON HALL (15,NR)	L, 83-65
1/29/06	at Clemson** (15,NR)	W, 94-85
2/1/06	VIRGINIA (17,NR)	W, 66-64
2/5/06	MARYLAND (18,NR)	W, 62-58
2/8/06	at Miami*** (16,NR)	W, 86-77
2/12/06	at Georgia Tech (16,NR)	L, 71-68
2/15/06	FLORIDA STATE (21,NR)	W, 86-64
2/18/06	at Virginia Tech (21,NR)	W, 70-64
2/22/06	NORTH CAROLINA (15,21)	L, 95-71
2/25/06	BOSTON COLLEGE (15,11)	L, 74-72
3/4/06	at Wake Forest (22,NR)	L, 76-63
ACC TOURNAMENT (Greensboro, N.C.)		
3/10/06	vs. Wake Forest (22,NR)	L, 82-71
NCAA TOURNAMENT (Dallas, Texas)		
3/17/06	vs. California	W, 58-52
3/19/06	vs. Texas (NR,9)	L, 75-54

(N1) Wooden Classic - Indianapolis, Ind.

(N2) Greensboro, N.C. (N3) Dallas, Texas

SIDNEY LOWE ERA (86-78)

2006-07

20-16 overall, 5-11 ACC (t-10th)

Captains: Enjin Astsür, Gavin Grant

11/11/06	WOFFORD	W, 92-88
11/17/06	DELAWARE STATE	W, 63-43
11/21/06	VALPARAISO	W, 78-64
11/24/06	GARDNER-WEBB	W, 88-76
11/27/06	MICHIGAN	W, 74-67
12/3/06	at Virginia (NR,25)	L, 67-62
12/6/06	at West Virginia	L, 71-60
12/9/06	SAVANNAH STATE^	W, 74-53
12/16/06	MOUNT ST MARY'S	W, 80-65
12/20/06	ALABAMA (NR,10)	L, 82-75
12/23/06	at Cincinnati	L, 80-71
12/28/06	EAST CAROLINA	W, 64-57
12/30/06	UNC WILMINGTON	W, 72-51
1/2/07	UNCG*	W, 95-93
1/6/07	BOSTON COLLEGE	L, 74-58
1/9/07	CLEMSON (NR,17)	L, 87-76
1/13/07	at Wake Forest	W, 88-74
1/20/07	DUKE (NR,14)	L, 79-56
1/24/07	VIRGINIA	L, 71-58
1/31/07	at Virginia Tech (NR,16)	W, 70-59
2/3/07	NORTH CAROLINA (NR,3)	W, 83-79
2/6/07	at Georgia Tech	L, 74-65
2/10/07	at Miami	L, 80-65
2/14/07	MARYLAND	L, 85-70
2/18/07	VIRGINIA TECH	W, 81-56
2/21/07	at North Carolina (NR,5)	L, 83-64
2/24/07	at Florida State	L, 78-52
2/28/07	WAKE FOREST	W, 73-66
3/3/07	at Maryland	L, 79-59
ACC TOURNAMENT (Tampa, Fla.)		
3/8/07	vs. Duke*(NR,21)	W, 85-80
3/9/07	vs. Virginia	W, 79-71
3/10/07	vs. Virginia Tech	W, 72-64
3/11/07	vs. North Carolina (NR,8)	L, 89-80
NIT		
3/13/07	at Drexel	W, 63-56

3/16/07	MARIST ^	W, 69-62
3/20/07	at West Virginia	L, 71-66

(N1) Tampa, Fla.

* Game played in Reynolds Coliseum

2007-08

15-16 overall, 4-12 ACC (t-11th)

Captains: Brandon Costner, Courtney Fells, Gavin Grant

11/15/07	WILLIAM & MARY (21,NR)	W, 66-47
11/18/07	NEW ORLEANS (21,NR)	L, 65-63
OLD SPICE CLASSIC		
11/22/07	vs. Rider (N1)	W, 72-63
11/23/07	vs. South Carolina (N1)	W, 63-61
11/25/07	vs. Villanova (N1) (NR,20)	W, 69-68
11/28/07	at Michigan State (24,10)	L, 81-58
12/8/07	at East Carolina	L, 75-69
12/15/07	SOUTH CAROLINA STATE	W, 74-49
12/21/07	DAVIDSON	W, 67-66
12/23/07	CINCINNATI	W, 85-77
12/27/07	at Seton Hall	W, 79-73
12/29/07	WESTERN CAROLINA	W, 74-62
1/5/08	PRESBYTERIAN	W, 50-43
1/9/08	NC CENTRAL	W, 54-29
1/12/08	at North Carolina (NR,1)	L, 92-63
1/15/08	at Clemson (NR,24)	L, 71-64
1/19/08	MIAMI*(NR,21)	W, 79-77
1/23/08	GEORGIA TECH	L, 77-74
1/26/08	at Florida State	W, 69-66
1/31/08	at Virginia Tech (NR,3)	L, 92-72
2/3/08	WAKE FOREST	W, 67-65
2/5/08	VIRGINIA TECH	W, 73-63
2/9/08	at Maryland	L, 84-70
2/14/08	at Boston College	L, 82-65
2/16/08	CLEMSON	L, 71-64
2/20/08	NORTH CAROLINA (NR,3)	L, 84-70
2/24/08	at Virginia	L, 78-60
2/27/08	FLORIDA STATE	L, 72-62
3/1/08	DUKE (NR,7)	L, 87-86
3/8/08	at Wake Forest	L, 78-67

ACC TOURNAMENT (Charlotte, N.C.)

3/13/08	vs. Miami	L, 63-50
---------	-----------	----------

(N1) Orlando, Fla. (N2) Charlotte, N.C.

2008-09

16-14 overall, 6-10 ACC (10th)

Captains: Brandon Costner, Courtney Fells, Ben McCauley

11/15/08	at New Orleans	W, 65-59
11/22/08	HIGH POINT^	W, 69-56
11/25/08	WINTHROP	W, 74-48
11/30/08	UNCG	W, 79-52
12/6/08	at Davidson (NR,22)	L, 72-67
12/13/08	WINSTON-SALEM ST.^	W, 74-46
12/17/08	EAST CAROLINA	W, 87-76
12/20/08	LIPSCOMB	W, 75-58
12/22/08	MARQUETTE	L, 68-65
12/29/08	LOYOLA (Md.)	W, 62-60
12/31/08	TOWSON	W, 88-68
1/3/09	at Florida	L, 68-66
1/10/09	at Clemson (NR,12)	L, 63-51
1/13/09	FLORIDA STATE	L, 78-65
1/17/09	GEORGIA TECH	W, 76-71
1/20/09	at Duke (NR,2)	L, 73-56
1/24/09	at Boston College	L, 79-68
1/27/09	MIAMI*	W, 84-81
1/31/09	NORTH CAROLINA	L, 93-76
2/3/09	NC CENTRAL	W, 87-59
2/8/09	at Virginia Tech	L, 91-87
2/11/09	WAKE FOREST (NR,7)	W, 82-76
2/14/09	at Georgia Tech	W, 86-65
2/18/09	at North Carolina (NR,3)	L, 89-80
2/21/09	VIRGINIA	W, 72-67
2/26/09	at Wake Forest (NR,13)	L, 85-78
3/1/09	MARYLAND	L, 71-60
3/4/09	BOSTON COLLEGE	W, 74-69
3/7/09	at Miami	L, 72-64

ACC TOURNAMENT (Atlanta, Ga.)

3/12/09	vs. Maryland	L, 74-69
---------	--------------	----------

* Game played in Reynolds Coliseum



/// YEAR-BY-YEAR RESULTS

2009-10

20-16 overall, 5-11 ACC (t-9th)

Captains: Dennis Horner, Tracy Smith

GLENN WILKES CLASSIC

11/12/09	GEORGIA STATE	W, 69-53
11/20/09	vs. Akron (N1)	W, 66-45
11/21/09	vs. Austin Peay (N1)	W, 66-59
11/22/09	vs. Auburn (N1)	W, 60-58
11/29/09	NEW ORLEANS	W, 69-52
12/1/09	NORTHWESTERN	L, 65-53
12/5/09	at Marquette	W, 77-73
12/12/09	GEORGIA SOUTHERN [^]	W, 75-57
12/17/09	ELON	W, 79-76
12/20/09	at Wake Forest	L, 67-59
12/23/09	at Arizona	L, 76-74
12/29/09	WINTHROP	W, 68-52
12/31/09	at UNCG	W, 89-67
1/3/10	FLORIDA*	L, 62-61
1/6/10	HOLY CROSS	W, 87-70
1/9/10	VIRGINIA	L, 70-62
1/12/10	at Florida State (NR,25)	W, 88-81
1/16/10	CLEMSON (NR,24)	L, 73-70
1/20/10	DUKE (NR,7)	W, 88-74
1/23/10	at Maryland	L, 88-64
1/26/10	NORTH CAROLINA	L, 77-63
1/30/10	NC CENTRAL	W, 77-42
2/3/10	at Virginia	L, 59-47
2/6/10	at Georgia Tech (NR,21)	L, 73-71
2/10/10	VIRGINIA TECH	L, 72-52
2/13/10	at North Carolina	L, 74-61
2/17/10	MARYLAND	L, 67-58
2/20/10	WAKE FOREST (NR,23)	W, 68-54
2/27/10	at Miami	W, 71-66
3/3/10	at Virginia Tech	L, 71-59
3/7/10	BOSTON COLLEGE	W, 66-54
ACC TOURNAMENT (Greensboro, N.C.)		
3/11/10	vs. Clemson	W, 59-57
3/12/10	vs. Florida State	W, 58-52
3/13/10	vs. Georgia Tech	L, 57-54
NIT		
3/16/10	at South Florida	W, 58-57
3/20/10	at UAB	L, 72-52
(N1)	Daytona Beach, Fla.	

2010-11

15-16 overall, 5-11 ACC (t-10th)

Captains: Tracy Smith, C.J. Williams

11/12/10	TENNESSEE TECH	W, 82-69
CHARLESTON CLASSIC		
11/18/10	vs. East Carolina (N1)	W, 85-65
11/19/10	vs. George Mason (N1)	W, 78-65
11/21/10	vs. Georgetown(N1)(NR,20)	L, 82-67
11/27/10	FAIRLEIGH DICKINSON	W, 77-67
12/1/10	at Wisconsin	L, 87-48
12/4/10	at Syracuse (NR,8)	L, 65-59
12/11/10	USC UPSTATE [^]	W, 79-60
12/16/10	YOUNGSTOWN STATE	W, 67-50
12/19/10	ARIZONA	L, 72-62
12/22/10	DELAWARE STATE	W, 72-70
12/28/10	ALABAMA A&M	W, 82-51
1/1/11	SAN DIEGO	W, 76-54
1/5/11	at Elon (Greensboro, N.C.)	W, 87-72
1/8/11	WAKE FOREST	W, 90-69
1/11/11	at Boston College	L, 75-66
1/15/11	at Florida State	L, 84-71
1/19/11	DUKE (NR,4)	L, 92-78
1/23/11	MIAMI	W, 72-70
1/25/11	at Clemson	L, 60-50
1/29/11	at North Carolina	L, 84-64
2/2/11	VIRGINIA TECH	L, 77-69
2/5/11	at Duke (NR,5)	L, 76-52
2/13/11	at Wake Forest	W, 80-55
2/17/11	CLEMSON	W, 69-61
2/20/11	at Maryland	L, 87-80
2/23/11	NORTH CAROLINA (NR,19)	L, 75-63
2/26/11	GEORGIA TECH	W, 79-74
3/1/11	at Virginia	L, 69-58
3/6/11	FLORIDA STATE	L, 72-62
ACC TOURNAMENT (Greensboro, N.C.)		
3/10/11	vs. Maryland	L, 75-67

(N1) Charleston, S.C.
[^] Game played in Reynolds Coliseum

MARK GOTTFRIED ERA (123-86)

2011-12

24-13 overall, 9-7 ACC (t-4th)

Captain: C.J. Williams

11/11/11	UNC ASHEVILLE	W, 84-79
LEGENDS CLASSIC		
11/13/11	MOREHEAD STATE	W, 91-61
11/16/11	PRINCETON	W, 60-58
LEGENDS CLASSIC		
11/19/11	vs. Vanderbilt (N1) (NR,18)	L, 86-79
11/21/11	vs. Texas (N1)	W, 77-74
11/25/11	ELON [^]	W, 82-67
11/30/11	INDIANA	L, 86-75
12/4/11	at Stanford	L, 76-72
12/12/11	NC CENTRAL [^]	W, 65-60
12/17/11	SYRACUSE (NR,1)	L, 88-72
12/20/11	vs. St. Bonaventure (N2)	W, 67-65
12/22/11	NORTHEASTERN	W, 88-59
12/29/11	CAMPBELL [^]	W, 87-81
12/31/11	WESTERN CAROLINA	W, 82-55
1/4/12	DELAWARE STATE	W, 78-44
1/8/12	MARYLAND	W, 79-74
1/11/12	GEORGIA TECH	L, 82-71
1/14/12	at Wake Forest	W, 76-40
1/19/12	BOSTON COLLEGE	W, 76-62
1/22/12	at Miami	W, 78-73
1/26/12	at North Carolina (NR,7)	L, 74-55
1/28/12	VIRGINIA (NR,19)	L, 61-60
2/1/12	at Boston College	W, 56-51
2/4/12	WAKE FOREST	W, 87-76
2/9/12	at Georgia Tech	W, 61-52
2/16/12	at Duke (NR,5)	L, 78-73
2/18/12	FLORIDA STATE (NR,20)	L, 76-62
2/21/12	NORTH CAROLINA (NR,7)	L, 86-74
2/25/12	at Clemson*	L, 72-69
2/29/12	MIAMI	W, 77-73
3/4/12	at Virginia Tech	W, 70-58
ACC TOURNAMENT (Atlanta, Ga.)		
3/8/12	vs. Boston College	W, 78-57
3/9/12	vs. Virginia	W, 67-64
3/10/12	vs. North Carolina (NR,4)	L, 69-67
NCAA TOURNAMENT (Columbus, Ohio)		
3/16/12	vs. San Diego State (NR,22)	W, 79-65
3/18/12	vs. Georgetown (NR,15)	W, 66-63
NCAA MIDWEST REGIONAL (St. Louis, Mo.)		
3/23/12	vs. Kansas (NR,5)	L, 60-57
(N1) East Rutherford, N.J. (N2) Rochester, N.Y.		
[^] Game played in Reynolds Coliseum		

2012-13

24-11 overall, 11-7 ACC (t-4th)

Captains: Game Captains

11/9/12	MIAMI (OH) (6,NR)	W, 97-59
PUERTO RICO TIP-OFF		
11/15/12	vs. Penn State (N1) (6,NR)	W, 72-55
11/16/12	vs. UMass (N1) (6,NR)	W, 94-76
11/18/12	vs. Oklahoma St. (N1) (6,NR)	L, 76-56
11/23/12	UNC ASHEVILLE (16,NR)	W, 82-80
ACC/BIG TEN CHALLENGE		
11/27/12	at Michigan (18,3)	L, 79-72
12/4/12	vs. Connecticut (25,NR)	W, 69-65
12/8/12	CLEVELAND ST. [^] (25,NR)	W, 80-63
12/15/12	NORFOLK STATE (25,NR)	W, 84-62
12/18/12	STANFORD (25,NR)	W, 88-79
12/22/12	ST. BONAVENTURE (25,NR)	W, 92-73
12/29/12	WESTERN MICH. (23,NR)	W, 84-68
12/31/12	UNCG (23,NR)	W, 89-68
1/5/13	at Boston College (23,NR)	W, 78-73
1/9/13	GEORGIA TECH (20,NR)	W, 83-70
1/12/13	DUKE (20,1)	W, 84-76
1/16/13	at Maryland (14,NR)	L, 51-50
1/20/13	CLEMSON (14,NR)	W, 66-62

1/22/13	at Wake Forest (18,NR)	L, 86-84
1/26/13	NORTH CAROLINA (18,NR)	W, 91-83
1/29/13	at Virginia (19,NR)	L, 58-55
2/2/13	MIAMI (19,14)	L, 79-78
2/7/13	at Duke (NR,4)	L, 98-85
2/10/13	at Clemson	W, 58-57
2/16/13	VIRGINIA TECH*	W, 90-86
2/19/13	FLORIDA STATE	W, 84-66
2/23/13	at North Carolina	L, 76-65
2/27/13	BOSTON COLLEGE	W, 82-64
3/3/13	at Georgia Tech	W, 70-57
3/6/13	WAKE FOREST	W, 81-66
3/9/13	at Florida State	L, 71-67
ACC TOURNAMENT (Greensboro, N.C.)		
3/14/13	vs. Virginia Tech	W, 80-63
3/15/13	vs. Virginia	W, 75-56
3/16/13	vs. Miami (NR,9)	L, 81-71
NCAA TOURNAMENT (Dayton, Ohio)		
3/22/13	vs. Temple	L, 76-72
(N1) Bayaron, Puerto Rico (N2) New York, N.Y.		
[^] Game played in Reynolds Coliseum		

2013-14

22-14 overall, 9-9 ACC (t-7th)

Captains: Game Captains

11/8/13	APPALACHIAN STATE	W, 98-77
11/12/13	at Cincinnati	L, 68-57
11/16/13	CAMPBELL	W, 81-66
11/20/13	NC CENTRAL*	L, 82-72
11/26/13	FLORIDA GULF COAST	W, 82-62
11/30/13	EASTERN KENTUCKY	W, 75-56
ACC/BIG TEN CHALLENGE		
12/4/13	NORTHWESTERN	W, 69-48
12/7/13	LONG BEACH STATE	W, 76-66
12/14/13	DETROIT [^]	W, 82-79
12/18/13	at Tennessee	W, 65-58
12/21/13	EAST CAROLINA	W, 90-79
12/28/13	MISSOURI (NR,25)	L, 68-64
12/30/13	at UNCG	W, 68-64
1/4/14	PITTSBURGH	L, 74-62
1/7/14	at Notre Dame	W, 77-70
1/11/14	VIRGINIA	L, 76-45
1/15/14	at Wake Forest	L, 70-69
1/18/14	at Duke (NR,23)	L, 95-60
1/20/14	MARYLAND	W, 65-56
1/26/14	GEORGIA TECH	W, 80-78
1/29/14	FLORIDA STATE	W, 74-70
2/1/14	at North Carolina	L, 84-70
2/8/14	at Miami	W, 56-55
2/11/14	WAKE FOREST	W, 82-67
2/15/14	at Syracuse (NR,1)	L, 56-55
2/18/14	at Clemson	L, 73-56
2/22/14	at Virginia Tech	W, 71-64
2/26/14	NORTH CAROLINA*(NR,19)	L, 85-84
3/1/14	MIAMI	L, 85-70
3/3/14	at Pittsburgh	W, 71-64
3/9/14	BOSTON COLLEGE	W, 78-68
ACC TOURNAMENT (Greensboro, N.C.)		
3/13/14	vs. Miami	W, 67-58
3/14/14	vs. Syracuse (NR,11)	W, 66-63
3/15/14	vs. Duke (NR,7)	L, 75-67
NCAA TOURNAMENT (Dayton, Ohio)		
3/18/14	vs. Xavier	W, 74-59
NCAA MIDWEST REGIONAL (Orlando, Fla.)		
3/20/14	vs. Saint Louis* (NR,25)	L, 83-80
[^] Game played in Reynolds Coliseum		

2014-15

22-14 overall, 10-8 ACC (t-6th)

Captains: Game Captains

11/14/14	JACKSON STATE	W, 93-58
11/17/14	HOFSTRA	W, 76-64
11/20/14	JACKSONVILLE	W, 79-43
11/23/14	SOUTH FLORIDA	W, 68-65
11/26/14	RICHMOND	W, 84-72
11/28/14	BOISE STATE	W, 60-54
ACC/BIG TEN CHALLENGE		

12/2/14	at Purdue	L, 66-61
12/6/14	WAKE FOREST	W, 78-65
12/12/14	CHARLESTON SOUTH. [^]	W, 86-50
12/14/14	WOFFORD [^]	L, 55-54
12/17/14	TENNESSEE	W, 83-72
12/20/14	vs. West Va. (N1) (NR,22)	L, 83-69
12/23/14	LOUISIANA TECH	W, 73-65
12/30/14	CINCINNATI	L, 76-60
1/3/15	PITTSBURGH	W, 68-50
1/7/15	at Virginia (NR,3)	L, 61-51
1/11/15	DUKE (NR,2)	W, 87-75
1/14/15	NORTH CAROLINA (NR,15)	L, 81-79
1/17/15	at Florida State	W, 72-63
1/22/15	at Miami	L, 65-60
1/25/15	NOTRE DAME* (NR,8)	L, 81-78
1/28/15	CLEMSON	L, 68-57
1/31/15	at Georgia Tech*	W, 81-80
2/3/15	at Wake Forest	L, 88-84
2/11/15	VIRGINIA (NR,2)	L, 51-47
2/14/15	at Louisville (NR,9)	W, 74-65
2/21/15	VIRGINIA TECH	W, 69-53
2/24/15	at North Carolina (NR,15)	W, 58-46
2/28/15	at Boston College	L, 79-63
3/3/15	at Clemson	W, 66-61
3/7/15	SYRACUSE	W, 71-57
ACC TOURNAMENT (Greensboro, N.C.)		
3/11/15	vs. Pittsburgh	W, 81-70
3/12/15	vs. Duke (NR,2)	L, 77-53
NCAA TOURNAMENT (Pittsburgh, Pa.)		
3/19/15	vs. LSU	W, 66-65
3/21/15	vs. Villanova (NR,4)	W, 71-68
NCAA EAST REGIONAL (Syracuse, N.Y.)		
3/27/15	vs. Louisville (NR,10)	L, 75-65
[^] Game played in Reynolds Coliseum		

2015-16

16-17 overall, 5-13 ACC (13th)

Captain: Game Captains

11/13/15	WILLIAM & MARY	L, 68-85
11/15/15	SOUTH ALABAMA	W, 88-70
11/18/15	IUPUI	W, 79-56
LEGENDS CLASSIC		
11/23/15	vs. Arizona State	L, 76-79
11/24/15	vs. LSU*(NR,22)	W, 83-72
11/27/15	WINTHROP	W, 87-79
12/1/15	MICHIGAN	L, 59-66
12/5/15	BUCKNELL	W, 99-86
12/13/15	at South Florida	W, 65-46
12/16/15	HIGH POINT	W, 76-73
12/19/15	at Missouri	W, 73-59
12/22/15	UNCG	W, 58-52
12/29/15	NORTHEASTERN	W, 72-66
1/2/16	at Virginia Tech*	L, 68-73
1/7/16	LOUISVILLE (NR,16)	L, 72-77
1/10/16	at Wake Forest	L, 74-77
1/13/16	FLORIDA STATE	L, 78-85
1/16/16	at North Carolina (NR,5)	L, 55-67
1/20/16	at Pittsburgh	W, 76-61
1/23/16	DUKE (NR,20)	L, 78-88
1/27/16	GEORGIA TECH	L, 83-90
1/30/16	MIAMI (NR,15)	W, 85-69
2/1/16	at Florida State	L, 73-77
2/6/16	at Duke	L, 80-88
2/13/16	WAKE FOREST	W, 99-88
2/15/16	at Virginia (NR,7)	L, 53-73
2/20/16	CLEMSON	W, 77-74
2/24/16	NORTH CAROLINA (NR,7)	L, 68-80
2/27/16	at Syracuse	L, 66-75
3/2/16	BOSTON COLLEGE	W, 73-72
3/5/16	at Notre Dame	L, 75-89
ACC TOURNAMENT (Washington, D.C.)		
3/8/16	vs. Wake Forest	W, 75-72
3/9/16	vs. Duke (NR,19)	L, 89-92



2016-17
15-17 overall, 4-14 ACC (13th)

Captain: Game Captains

11/11/16	GEORGIA SOUTHERN	W, 81-79
11/13/16	ST. FRANCIS BROOKLYN PARADISE JAM	W, 86-61
11/18/16	vs. Montana	W, 85-72
11/20/16	vs. Creighton (NR, 20)	L, 94-112
11/21/16	vs. Saint Joseph's	W, 73-63
11/26/16	LOYOLA (CHICAGO)	W, 79-77
11/29/16	at Illinois	L, 74-88
12/3/16	BOSTON UNIVERSITY	W, 77-73
12/10/16	TENNESSEE STATE* ^	W, 67-55
12/15/16	APPALACHIAN STATE	W, 97-64
12/18/16	FAIRFIELD	W, 99-78
12/22/16	McNEESE STATE	W, 89-57
12/28/16	RIDER	W, 99-71
12/31/16	at Miami	L, 63-81
1/4/17	VIRGINIA TECH (NR, 21)	W, 104-78
1/8/17	at North Carolina (NR, 14)	L, 56-107
1/11/17	at Boston College	L, 66-74
1/15/17	GEORGIA TECH	L, 76-86
1/17/17	PITTSBURGH	W, 79-74
1/21/17	WAKE FOREST	L, 88-93
1/23/17	at Duke (NR, 17)	W, 84-82
1/29/17	at Louisville (NR, 13)	L, 60-85
2/1/17	SYRACUSE *	L, 93-100
2/4/17	MIAMI	L, 79-84
2/8/17	at Florida State (NR, 14)	L, 71-95
2/11/17	at Wake Forest	L, 58-88
2/15/17	NORTH CAROLINA (NR, 10)	L, 73-97
2/18/17	NOTRE DAME (NR, 25)	L, 72-81
2/21/17	at Georgia Tech	W, 71-69
2/25/17	VIRGINIA (NR, 18)	L, 55-70
3/1/17	at Clemson	L, 74-78
	ACC TOURNAMENT (Brooklyn, N.Y.)	
3/7/17	vs. Clemson	L, 61-75

KEVIN KEATTS ERA
(45-24)

2017-18
21-12 overall, 11-7 ACC (3rd)

Captain: Game Captains

11/10/17	VMU	W, 102-67
11/12/17	CHARLESTON SOUTHERN	W, 78-56
11/14/17	BRYANT	W, 95-72
	BATTLE 4 ATLANTIS	
11/16/17	PRESBYTERIAN	W, 86-68
11/22/17	vs. Arizona (N1) (NR, 2)	W, 90-84
11/23/17	vs. Northern Iowa (N1)	L, 60-64
11/24/17	vs. Tennessee (N1)	L, 58-67
11/29/17	PENN STATE	W, 85-78
12/2/17	SOUTH CAROLINA STATE	W, 103-71
12/9/17	UMKC ^	W, 88-69
12/16/17	UNCG	L, 76-81
12/19/17	ROBERT MORRIS	W, 81-69
12/22/17	JACKSONVILLE	W, 116-64
12/30/17	at Clemson	L, 62-78
1/3/18	at Notre Dame	L, 58-88
1/6/18	DUKE (NR, 2)	W, 96-85
1/11/18	CLEMSON (NR, 19)	W, 78-77
1/14/18	at Virginia (NR, 3)	L, 51-68
1/18/18	WAKE FOREST	W, 72-63
1/21/18	MIAMI (NR, 25)	L, 81-86
1/24/18	at Pittsburgh	W, 72-68
1/27/18	at North Carolina (NR, 10)*	W, 95-91
2/3/18	NOTRE DAME	W, 76-58
2/7/18	at Virginia Tech	L, 75-85
2/10/18	NORTH CAROLINA (NR, 21)	L, 89-96
2/14/18	at Syracuse	W, 74-70
2/17/18	at Wake Forest	W, 90-84
2/20/18	BOSTON COLLEGE	W, 82-66
2/25/18	FLORIDA STATE (NR, 25)	W, 92-72
3/1/18	at Georgia Tech	L, 75-78
3/3/18	LOUISVILLE	W, 76-69
	ACC TOURNAMENT (Brooklyn, N.Y.)	
3/7/18	vs. Boston College	L, 87-91
	NCAA TOURNAMENT (Wichita, Kan.)	
3/15/18	vs. Seton Hall	L, 83-94
	(N1) Paradise Island, Bahamas	

2018-19
24-12 overall, 9-9 ACC (t-8th)

Captain: Game Captains

11/6/18	MOUNT ST. MARY'S	W, 105-55
11/10/18	MD-EASTERN SHORE	W, 95-49
11/13/18	UNC ASHEVILLE	W, 100-49
11/17/18	MAINE	W, 82-63
11/20/18	SAINT PETER'S	W, 85-57
11/24/18	MERCER	W, 78-74
11/27/18	at Wisconsin (NR, 22)	L, 75-79
12/1/18	vs. Vanderbilt (N1)	W, 80-65
12/5/18	WESTERN CAROLINA ^	W, 100-67
12/15/18	vs. Penn State (N2)	W, 89-78
12/19/18	AUBURN (NR, 7)	W, 78-71
12/22/18	USC UPSTATE	W, 98-71
12/28/18	LOYOLA MD. (20, NR)	W, 97-64
1/3/19	at Miami (18, NR)	W, 87-82
1/8/19	NORTH CAROLINA (15, 12)	L, 82-90
1/12/19	PITT (15, NR)	W, 86-80
1/15/19	at Wake Forest (17, NR)	L, 67-71
1/19/19	at Notre Dame (17, NR)	W, 77-73
1/24/19	at Louisville (21, 23)	L, 77-84
1/26/19	CLEMSON (21, NR)	W, 69-67
1/29/19	VIRGINIA* (23, 3)	L, 65-66
2/2/19	VIRGINIA TECH (23, 12)	L, 24-47
2/5/19	at North Carolina (NR, 8)	L, 96-113
2/9/19	at Pitt	W, 79-76
2/13/19	SYRACUSE	W, 73-58
2/16/19	at Duke (NR, 2)	L, 78-94
2/20/19	BOSTON COLLEGE*	W, 89-80
2/24/19	WAKE FOREST	W, 94-74
3/2/19	at Florida State (NR, 18)	L, 73-78
3/6/19	GEORGIA TECH	L, 61-63
3/9/19	at Boston College	W, 73-47
	ACC TOURNAMENT (Charlotte, N.C.)	
3/13/19	vs. Clemson	W, 59-58
3/14/19	vs. Virginia (NR, 2)	L, 56-76
	NIT	
3/19/19	HOFSTRA ^	W, 84-78
3/24/19	HARVARD ^	W, 78-77
3/27/19	LIPSCOMB ^	L, 93-94

(N1) HoopHall Miami Invitational - Miami, Fla.

(N2) Boardwalk Classic - Atlantic City, N.J.

* - Overtime

** - 2 OT

*** - 3 OT

**** - 4 OT

Numbers in parenthesis indicate AP ranking (NC State listed first)



/// ALL-TIME COMPETITION

Opponent	1st Meeting	Last Meeting	Series Record	Opponent	1st Meeting	Last Meeting	Series Record
Akron	1946-47	2009-10	3-0	Elon	1912-13	2011-12	22-8
Alabama	1930-31	2006-07	3-4	Fairfield	2016-17	2016-17	1-0
Alabama A&M	2010-11	2010-11	1-0	Farleigh Dickinson	1982-83	2010-11	3-0
Alabama State	1988-89	1988-89	1-0	Florida	1920-21	2009-10	6-4
Alaska-Anchorage	1983-84	1983-84	1-0	Florida A&M	2003-04	2003-04	1-0
American	1969-70	1969-70	1-0	Florida Atlantic	1993-94	1996-97	1-1
Anderson (Ind.)	1946-47	1946-47	1-0	Florida Gulf Coast	2013-14	2013-14	1-0
Appalachian State	1939-40	2016-17	12-1	Florida International	1990-91	1991-92	2-0
Arizona	2009-10	2017-18	1-2	Florida State	1955-56	2018-19	31-26
Arizona State	1987-88	2015-16	4-1	Fordham	1951-52	1966-67	3-2
Arkansas	1983-84	1983-84	1-0	Franklin (Ind.)	1946-47	1946-47	1-0
Arkansas-Little Rock	1985-86	1985-86	1-0	Fresno State	2000-01	2000-01	0-1
Arkansas-Pine Bluff	1996-97	1996-97	1-0	Furman	1923-24	1985-86	31-2
Army	1967-68	1998-99	2-0	Gardner-Webb	2006-07	2006-07	1-0
Atlantic Christian	1914-15	1972-73	13-0	Georgetown	1946-47	2011-12	5-2
Auburn	1925-26	2018-19	6-3	Georgetown (Ky.)	1941-42	1941-42	0-1
Austin Peay	2009-10	2009-10	1-0	George Mason	2010-11	2010-11	1-0
Baptist	1987-88	1987-88	1-0	George Washington	1932-33	2005-06	20-2
Baylor	1949-50	1949-50	1-0	Georgia	1923-24	2000-01	10-9
Biscayne	1977-78	1977-78	1-0	Georgia State	2009-10	2009-10	1-0
Boston College	1967-68	2018-19	13-11	Georgia Southern	1972-73	2016-17	4-0
Boston University	1989-90	2016-17	3-0	Georgia Tech	1924-25	2018-19	57-41
Bowling Green	1951-52	1951-52	1-0	Gonzaga	2002-03	2002-03	0-1
Brigham Young	1952-53	2004-05	4-0	Guilford	1911-12	1925-26	14-8
Brooklyn College	1985-86	1986-87	2-0	Hampden-Sydney	1924-25	1947-48	2-0
Bryant	2017-18	2017-18	1-0	Hampton	1997-98	1997-98	1-0
Bucknell	2015-16	2015-16	1-0	Hartford	1984-85	2003-04	2-0
Buffalo State	1974-75	1974-75	1-0	Harvard	2018-19	2018-19	1-0
California	2002-03	2005-06	1-1	Hawaii	1993-94	1993-94	1-0
Cal-Santa Barbara	1984-85	1987-88	1-1	High Point	1925-26	2015-16	7-0
Cal Poly	1995-96	2000-01	2-0	Hofstra	1983-84	2018-19	3-0
Campbell	1978-79	2013-14	10-1	Holy Cross	1946-47	2009-10	5-2
Canisius	1948-49	1955-56	1-1	Houston	1982-83	2001-02	4-0
Catawba	1943-44	1947-48	3-2	Howard	1994-95	2003-04	2-0
Catholic Univ.	1916-17	1932-33	0-2	Illinois	1950-51	2016-17	0-4
Centenary	1964-65	1964-65	1-0	Indiana	1967-68	2011-12	0-3
Central Florida	1995-96	1996-97	2-0	Iona	1977-78	1988-89	3-1
Charleston Southern	1987-88	2017-18	8-0	Iowa	1956-57	2005-06	3-3
College of Charleston	1941-42	1941-42	1-0	Iowa State	1985-86	1985-86	1-0
Chaminade	1985-86	1991-92	2-0	IUPUI	2015-16	2015-16	1-0
Charlotte	1972-73	2004-05	6-2	Jacksonville	1967-68	2017-18	4-0
Chicago State	1986-87	1986-87	1-0	James Madison	2001-02	2001-02	1-0
Cincinnati	1947-48	2014-15	6-3	Jamesville	1944-45	1944-45	1-0
The Citadel	1937-38	2005-06	16-1	Kansas	1958-59	2011-12	1-11
Clemson	1923-24	2018-19	103-53	Kansas State	1958-59	1997-98	2-2
Cleveland State	2012-13	2012-13	1-0	Kent State	1974-75	1974-75	1-0
Coastal Carolina	1988-89	1998-99	3-0	Kentucky	1930-31	1985-86	1-3
Colgate	1950-51	1950-51	1-0	Lamar	1996-97	1996-97	1-0
Columbia	1971-72	2004-05	3-0	La Salle	1948-49	1967-68	7-5
Connecticut	1990-91	2012-13	3-2	Lehigh	1971-72	1972-73	2-0
Coppin State	1988-89	2002-03	2-0	Lenoir-Rhyne	1921-22	1928-29	5-0
Cornell	1951-52	1987-88	5-0	Liberty	1999-00	2004-05	2-0
Creighton	1987-88	2016-17	1-1	Lipscomb	2008-09	2018-19	1-1
Dartmouth	1952-53	1952-53	1-0	Long Beach State	1978-79	2013-14	2-0
Davidson	1915-16	2008-09	69-14	Long Island	1948-49	1949-50	1-1
Dayton	1959-60	1959-60	0-1	Louisiana-Lafayette	2003-04	2004-05	2-0
Delaware	2005-06	2005-06	1-0	Louisville	1948-49	2018-19	10-12
Delaware State	2006-07	2011-12	3-0	Loyola University Maryland	1950-51	2018-19	5-0
DePaul	1947-48	1989-90	3-4	Loyola of Chicago	1985-86	2016-17	2-1
Detroit	1977-78	2013-14	2-0	Loyola Marymount	1948-49	1966-67	1-2
Drexel	2006-07	2006-07	1-0	LSU	2014-15	2015-16	2-0
Duke	1911-12	2018-19	101-146	Lynchburg	1924-25	1924-25	1-1
Duquesne	1936-37	1989-90	3-1	Maine	2018-19	2018-19	1-0
East Carolina	1967-68	2013-14	20-1	Manhattan	1951-52	2004-05	1-1
Eastern Guilford	1916-17	1916-17	1-0	Marist	2006-07	2006-07	1-0
Eastern Kentucky	1950-51	2013-14	10-1	Marquette	1973-74	2009-10	3-2
East Tennessee State	1986-87	1991-92	1-3	Maryland	1924-25	2013-14	74-77

/// ALL-TIME COMPETITION



Opponent	1st Meeting	Last Meeting	Series Record	Opponent	1st Meeting	Last Meeting	Series Record
Maryland-Baltimore County	1987-88	1997-98	2-0	San Francisco	1948-49	1949-50	1-1
Maryland-Eastern Shore	1984-85	2018-19	4-0	San Jose State	2001-02	2001-02	1-0
Massachusetts	1995-96	2012-13	1-3	Santa Clara	1970-71	1983-84	2-0
McNeese State	2016-17	2016-17	1-0	Savannah State	2006-07	2006-07	1-0
Memphis	1973-74	1997-98	3-1	Seton Hall	1950-51	2017-18	3-3
Mercer	1923-24	2018-19	2-3	University of the South	1929-30	1929-30	0-1
Miami	1939-40	2018-19	12-11	South Alabama	2015-16	2015-16	1-0
Miami (Ohio)	2012-13	2012-13	1-0	South Carolina	1912-13	2007-08	49-28
Michigan	1949-50	2015-16	3-4	South Carolina State	1997-98	2017-18	3-0
Michigan State	1958-59	2007-08	5-2	South Florida	1972-73	2015-16	4-0
Middle Tennessee State	1998-99	1998-99	1-0	Southern California	1964-65	1966-67	2-1
Minnesota	1954-55	1959-60	2-0	Southern Illinois	1960-61	1960-61	1-0
Mississippi	1927-28	1999-00	2-1	Southern Methodist	1984-85	1988-89	1-1
Mississippi State	1925-26	1925-26	0-1	Southern Mississippi	1981-82	1990-91	2-0
Missouri	1982-83	2015-16	3-2	SW Missouri State	1997-98	1997-98	1-0
Monmouth	1985-86	1985-86	2-0	St. Augustine's	1979-80	1979-80	1-0
Montana	2016-17	2016-17	1-0	St. Bonaventure	1969-70	2012-13	2-1
Morehead State	1997-98	2011-12	2-0	St. Francis Brooklyn	2016-17	2016-17	1-0
Morgan State	1987-88	1987-88	1-0	St. Francis (Pa.)	1981-82	1984-85	2-0
Mount St. Mary's	1990-91	2018-19	4-0	St. John's	1946-47	2004-05	8-5
Murray State	1987-88	1987-88	0-1	St. Joseph's	1964-65	2016-17	4-0
Navy	1951-52	1986-87	3-1	Stanford	2011-12	2012-13	1-1
UNLV	1982-83	1989-90	2-2	Stetson	1916-17	2005-06	5-0
Nevada	1948-49	1984-85	5-0	Syracuse	1990-91	2018-19	5-7
New Hampshire	2000-01	2005-06	2-0	Tampa	1985-86	1987-88	2-1
New Orleans	2004-05	2009-10	3-1	Temple	1950-51	2012-13	6-2
New York	1946-47	1968-69	2-0	Tennessee	1928-29	2017-18	7-4
City College of New York	1949-50	1949-50	0-1	Tennessee-Chattanooga	1981-82	1981-82	0-1
Niagara	1969-70	1969-70	1-0	Tennessee State	2016-17	2016-17	1-0
Norfolk State	1997-98	2012-13	2-0	Tennessee Tech	2010-11	2010-11	1-0
North Carolina	1912-13	2018-19	78-158	Texas	1977-78	2011-12	2-2
North Carolina A&T	1976-77	2002-03	7-0	Texas A&M	1978-79	1978-79	1-0
North Carolina Central	2007-08	2013-14	4-1	Texas El-Paso	1984-85	1984-85	1-0
Northern Iowa	2017-18	2017-18	0-1	Texas Pan American	1996-97	1996-97	1-0
UNC Asheville	1974-75	2018-19	19-0	Texas Tech	1951-52	1954-55	2-1
UNC Wilmington	1978-79	2006-07	7-1	Towson	1979-80	2008-09	4-0
UNCG	1992-93	2017-18	10-1	Tulane	1924-25	1999-00	7-2
North Texas	1997-98	1997-98	1-0	UCLA	1973-74	1994-95	1-3
Northeastern	1983-84	2015-16	3-0	UAB	2009-10	2009-10	0-1
Northwestern	1957-58	2013-14	4-1	UMKC	2017-18	2017-18	1-0
Notre Dame	1977-78	2018-19	6-8	USC Upstate	2010-11	2018-19	2-0
Ohio State	1989-90	2001-02	1-2	Utah	1965-66	1982-83	1-2
Oklahoma	1985-86	1998-99	1-2	Utah State	1986-87	1986-87	1-0
Oklahoma State	1990-91	2012-13	0-2	Valparaiso	2006-07	2006-07	1-0
Old Dominion	1999-00	2000-01	2-0	Vanderbilt	1968-69	2018-19	2-3
Oregon State	1955-56	1993-94	4-1	Vermont	1973-74	1987-88	2-0
Pennsylvania	1953-54	2000-01	2-0	Villanova	1930-31	2014-15	13-10
Penn State	1949-50	2018-19	18-3	Virginia	1912-13	2018-19	82-67
Pepperdine	1978-79	1982-83	2-0	Virginia Military	1912-13	2017-18	23-8
Pittsburgh	1948-49	2018-19	17-2	Virginia Tech	1914-15	2018-19	40-17
Prarie View A&M	1994-95	2001-02	2-0	Wake Forest	1910-11	2018-19	144-106
Presbyterian	2007-08	2017-18	2-0	Washington	2003-04	2004-05	1-1
Princeton	1952-53	2011-12	2-5	Washington & Lee	1913-14	1952-53	12-12
Providence	1973-74	1999-00	4-1	Weber State	1974-75	1974-75	0-1
Purdue	1971-72	2014-15	4-1	Western Carolina	1974-75	2018-19	15-0
Radford	1985-86	1994-95	2-0	Western Kentucky	1975-76	1991-92	1-1
Rhode Island	1949-50	1952-53	2-0	Western Michigan	2012-13	2012-13	1-0
Rice	1968-69	1981-82	2-1	West Virginia	1946-47	2014-15	7-10
Richmond	1924-25	2014-15	4-0	Wichita State	1981-82	1981-82	1-0
Rider	2007-08	2016-17	2-0	William & Mary	1931-32	2015-16	23-6
Rio Grande	1953-54	1953-54	1-0	Winston-Salem State	2008-09	2008-09	1-0
Roanoke	1913-14	1937-38	1-2	Winthrop	1986-87	2015-16	9-0
Robert Morris	1990-91	2017-18	2-0	Wisconsin	2004-05	2018-19	0-3
Rollins	1975-76	1975-76	1-0	Wisconsin-Green Bay	1993-94	1993-94	0-1
Rutgers	1984-85	1984-85	1-0	Wisconsin-Milwaukee	2003-04	2003-04	1-0
Saint Louis	2013-14	2013-14	0-1	Wofford	1920-21	2014-15	10-2
Saint Peter's	1981-82	2018-19	2-0	Wright Field	1945-46	1945-46	0-1
Sam Houston State	1997-98	1997-98	1-0	Wyoming	1948-49	1948-49	0-1
San Diego	2010-11	2010-11	1-0	Xavier	2013-14	2013-14	1-0
San Diego State	2011-12	2011-12	1-0	Yale	1950-51	1999-00	3-0
				Youngstown State	2010-11	2010-11	1-0



/// VS. ALL CONFERENCES

VS. THE ACC

Table with columns: Team, W-L, H, A, N, PNC, Last 10, Streak, Last Meeting. Lists ACC member institutions and their records.

Note: All records are NC State's overall record vs. the ACC's current member institutions.

Main table listing conference records for various leagues including America East, Big East, Colonial Athletic Association, Mid-American, Ohio Valley, Southland, Atlantic Sun, Big Ten, Ivy League, Mountain West, Southeastern, West Coast, and Western Athletic.

/// SERIES RECORD VS. 2019-20 OPPONENTS



ALCORN STATE (0-0)

11/19/19 - REYNOLDS COLISEUM 7 P.M. - ACCNX
First Meeting

APPALACHIAN STATE (12-1)

12/29/19 - PNC ARENA 4 P.M. - ACCN
NCSU HOME: 12-1
NCSU AWAY: 0-0
NCSU NEUTRAL: 0-0
BIGGEST WIN: +77 (1972)
BIGGEST LOSS: -14 (1940)
MOST NCSU POINTS SCORED: 130 (1972)
1939-40 h L 25-39
1972-73 h W 130-53
1975-76 h W 82-51
1976-77 h W 70-49
1977-78 h W 97-79
1978-79 h W 58-50
1979-80 h W 59-53
1980-81 h W 71-47
1981-82 h W 66-38
1989-90 h W 97-67
2005-06 h W 92-68
2013-14 h W 98-77
2016-17 h W 97-64

AUBURN (6-3)

12/19/19 - AUBURN, AL 9 P.M. - ESPN2
NCSU HOME: 4-1
NCSU AWAY: 0-1
NCSU NEUTRAL: 2-1
BIGGEST WIN: +7 (3x, last done in 2018-19)
BIGGEST LOSS: -47 (98-51 - 1970)
MOST NCSU POINTS SCORED: 79 (1975)
1925-26 h W 43-36
1925-26 n1 W 32-26
1930-31 h L 28-30
1931-32 n1 L 33-34
1969-70 h W 76-69
1970-71 a L 51-98
1975-76 h W 79-74
2009-10 n2 W 60-58
2018-19 h W 78-71
1-Atlanta; 2-Dayton Beach, Fla.

BOSTON COLLEGE (13-11)

2/16/20 - CHESTNUT HILL, MA 6 P.M. - ACCN
NCSU HOME: 8-3
NCSU IN PNC: 8-3
NCSU AWAY: 4-6
NCSU NEUTRAL: 1-2
LAST 10 GAMES: 7-3
LONGEST WIN STREAK: 6 (2012-14)
LONGEST LOSING STREAK: 4 (2006-2009)
BIGGEST WIN: +26 (73-47 - 2019)
BIGGEST LOSS: -17 (72-55 - 1968, 82-65 - 2008)
MOST NCSU POINTS SCORED: 89 (2019)
1967-68 n1 L 55-72
2002-03 h L 81-93
2003-04 a L 66-65*
2005-06 a W 78-60
h L 72-74**
2006-07 h L 58-74
2007-08 a L 65-82
2008-09 a L 68-79
h W 74-69
2009-10 h W 66-54
2010-11 a L 66-75
2011-12 h W 76-62
a W 56-51
n2 W 78-57
2012-13 a W 78-73
h W 82-64
2013-14 h W 78-68
2014-15 a L 63-79
2015-16 h W 73-72
2016-17 a L 66-74
2017-18 h W 82-66
n3 L 87-91
2018-19 h W 89-80*
a W 73-47
1-Boston; 2-Atlanta; 3-Brooklyn

CLEMSON (103-53)

1/4/20 - CLEMSON, SC 12 P.M. - ACCN
1/18/20 - PNC ARENA 2 P.M. - RSN

NCSU HOME: 50-14
NCSU IN PNC: 9-5
NCSU IN REYNOLDS: 32-7
NCSU AWAY: 33-32
NCSU AT LITTLEJOHN: 19-25
NCSU NEUTRAL: 20-6
SINCE 1954: 81-44
LAST 10 GAMES: 5-5
LONGEST WIN STREAK: 15 (1941-56)
LONGEST LOSING STREAK: 6 (1992-95)
BIGGEST WIN: +54 (113-59, 1954)
BIGGEST LOSS: -35 (66-31, 1940)
MOST NCSU POINTS SCORED: 119 (1970)
1923-24 a W 22-15
1925-26 h W 43-23
a W 32-16
1928-29 n1 W 31-28
1933-34 h W 36-27
1934-35 a L 21-44
1935-36 h W 47-34
a W 27-21
1936-37 n2 W 32-31*
h W 54-29
a W 41-40*
1937-38 a W 33-31
h W 55-35
1938-39 h W 54-37
1939-40 a L 31-66
h L 38-48
1940-41 a L 39-48
h W 44-43
1941-42 h W 52-36
1942-43 a W 48-40
h W 69-34
1945-46 a W 48-43
h W 51-46*
1946-47 a W 86-54
h W 69-21
1953-54 h W 113-59
1954-55 a W 112-72
h W 119-85
n3 W 101-76
1955-56 a W 100-83
h W 105-88
n3 W 88-84
1956-57 a L 94-96*
h W 75-71
1957-58 a L 59-63
h W 56-54
1958-59 a W 56-54
n4 W 69-54*
1959-60 h W 90-69
n4 L 62-65
1960-61 a W 70-67
n4 W 63-52
1961-62 h W 80-64
n4 W 73-71
1962-63 n3 L 46-67
a W 56-55
n4 W 66-50
n5 W 79-78
1963-64 h L 52-66
n6 W 45-43*
1964-65 a W 78-74
n6 W 62-61
1965-66 h W 76-58
n6 L 74-76*
1966-67 a L 60-80
n6 L 50-62
1967-68 h W 78-66
a W 69-67
1968-69 a L 77-78
n6 W 84-74
1969-70 h W 119-87
n4 W 102-84
1970-71 a L 50-59
n4 W 64-57*
1971-72 h W 58-46
n4 W 74-59
1972-73 a W 86-76
n4 W 68-61
1973-74 h W 96-68
a W 80-75
1974-75 h W 92-89
a L 70-92

1975-76 h W 97-89
a L 90-103
1976-77 a L 59-60
h L 66-68
1977-78 h W 73-69
a W 72-65
1978-79 a L 72-85
h W 83-58
1979-80 h W 80-67
a L 70-78
1980-81 a L 68-76
h L 76-82
1981-82 h W 75-59
a L 54-65
1982-83 a W 76-70
h W 90-83
1983-84 a L 61-63
h W 69-59
1984-85 a W 71-68
h W 69-57
n7 W 70-63
1985-86 h W 60-57
a W 73-69*
1986-87 a L 69-73
h L 75-78
1987-88 h W 70-61
a W 88-63
n8 W 79-71
1988-89 a W 73-65
h W 90-75
1989-90 h W 79-77
a L 81-89
1990-91 h W 74-70
a W 72-62
1991-92 h W 78-75
a W 63-61
1992-93 h W 72-70
a L 82-92
1993-94 a L 73-95
h L 63-82
n9 L 63-76
1994-95 h L 55-60
a L 45-62
1995-96 a W 64-61
h L 76-80
1996-97 a L 42-51
h W 58-54
1997-98 a W 82-80*
h L 72-77
1998-99 a L 72-80
h W 84-71
1999-00 a L 42-59
h L 63-66
2000-01 a L 69-72
h W 85-51
2001-02 a W 80-79
h W 83-54
2002-03 h W 78-56
a W 63-60
2003-04 h W 86-69
a L 55-60
2004-05 a W 80-70
2005-06 a W 94-85**
2006-07 h L 76-87
2007-08 a L 54-70
h L 64-71
2008-09 a L 51-63
2009-10 h L 70-73
n8 W 59-57
10-11 h W 50-60
h W 69-61
2011-12 a L 69-71*
2012-13 h W 66-62
a W 58-57
2013-14 a L 56-73
2014-15 h L 57-68
a W 66-61
2015-16 h W 77-74
2016-17 a L 74-78
n10 L 61-75
2017-18 a L 62-78
h W 78-77
2018-19 h W 69-67
n9 W 59-58
1-Atlanta (SCT); 2-Raleigh (SCT); 3-Raleigh (ACC); 4-Charlotte; 5-Raleigh (Dixie); 6-Charlotte (NSD); 7-Atlanta (ACC); 8-Greensboro (ACC); 9-Charlotte (ACC);

10-Brooklyn (ACC)
DETROIT (2-0)
11/10/19 - PNC ARENA 4 P.M. - RSN
NCSU HOME: 1-0
NCSU AWAY: 0-0
NCSU NEUTRAL: 1-0
BIGGEST WIN: +7 (1978)
MOST NCSU POINTS SCORED: 84 (1978)
1977-78 n1 W 84-77
2013-14 h W 82-79
1-New York (NIT)
DUKE (101-147)
2/19/20 - PNC ARENA 9 P.M. - ESPN
3/2/20 - DURHAM, NC 7 P.M. - ESPN
NCSU HOME: 59-69
NCSU IN PNC: 6-8
NCSU IN REYNOLDS: 35-25
NCSU AWAY: 32-62
NCSU NEUTRAL: 10-16
SINCE 1954: 61-87
LAST 10 GAMES: 3-7
LONGEST WIN STREAK: 9 (1973-76)
LONGEST LOSING STREAK: 15 (1940-46)
BIGGEST WIN: +33 (70-37, 1948)
BIGGEST LOSS: -39 (99-60, 1967)
MOST NCSU POINTS SCORED: 113 (1974)
1911-12 h L 28-31
a W 26-13
1912-13 h L 18-22
a L 14-32
1913-14 h L 21-35
h L 25-33
1914-15 h L 27-46
h L 17-28
1915-16 a L 22-31
h W 27-25
1916-17 h L 24-32
h W 16-14
h L 0-2+
1917-18 h L 26-35
h W 28-18
a W 15-10
1918-19 h W 28-18
h L 19-22
1919-20 a L 22-28
h1 L 24-25
1920-21 h L 12359
h L 26-34
1921-22 h L 19-22
a W 28-23
1922-23 h L 27-32
h L 20-31
1923-24 a L 23-35
h L 15-32
1924-25 h W 29-22
1925-26 h W 28-27
h W 32-24
1926-27 h W 36-22
h W 29-23
1927-28 a L 29-32
h W 37-27
1928-29 h W 40-26
a L 21-32
n2 W 44-35
1929-30 h L 31-35
h L 26-33
1930-31 h W 24-19
h W 26-23
1931-32 a L 18-28
h L 21-25
1932-33 h L 29-36
a W 40-28
1933-34 h L 29-33
a L 34-41
1934-35 a W 28-25
a L 28-35
1935-36 h W 36-33
a W 32-29
1936-37 h W 30-27
a L 33-36*
1937-38 h L 29-40
a W 49-45
h L 33-44
1938-39 a L 37-43
h L 26-29
n3 W 40-39
1939-40 h L 27-57



/// SERIES RECORD VS. 2019-20 OPPONENTS

1940-41	a	L	37-46
	a	W	39-38
	h	L	37-44
1941-42	a	L	28-40
	h	L	48-53
	h3	L	34-45
1942-43	a	L	47-60
	h	L	32-53
1943-44	h	L	36-60
	a	L	32-53
	h3	L	32-40
1944-45	a	L	38-48
	h	L	40-47
1945-46	h	L	34-46
	a	L	33-56
	h3	L	38-44*
1946-47	a	L	53-60
	h	W	83-57
1947-48	a	W	44-43
	h	W	70-37
	a4	W	58-50
1948-49	a	W	53-52
	h	W	47-44
1949-50	a	L	55-58
	h	W	68-50
	a4	W	67-47
1950-51	a	W	77-71
	h	W	75-65
	h3	W	67-63
1951-52	a	W	72-70#
	h	L	58-71
	h3	W	77-68
1952-53	a	W	82-64
	h	L	82-84
1953-54	a	L	85-87
	h	L	89-90
	h3	W	79-75
1954-55	a	W	96-91
	h	W	84-78
	h5	W	87-77
1955-56	a	L	58-68
	h	W	90-81
	h6	W	91-79
1956-57	h7	W	102-80
	a	L	85-92
	h	W	79-72
1957-58	a	L	75-76#
	h	L	48-65
1958-59	a	W	67-60
	h	W	80-72
1959-60	a	L	34-47
	h	W	63-53
1960-61	a	L	67-81
	h	W	61-59
1961-62	a	W	61-60
	h	W	71-55
1962-63	a	L	52-78
	h	L	55-56
	h6	L	65-82
1963-64	a	L	70-91
	h	L	48-66
	h8	L	44-75
1964-65	h	L	74-84
	a	L	67-78*
	h7	W	91-85
1965-66	a	L	77-84
	h	L	74-78
	h7	L	66-71
1966-67	a	L	60-99
	h	L	65-69
1967-68	a	L	76-82
	h	L	61-71
	n9	W	43079
1968-69	a	W	77-74
	h	W	88-73
1969-70	a	W	77-76
	h	L	69-71
1970-71	a	W	93-89
	h	L	78-82
	n10	W	68-61
1971-72	n10	W	67-62
	h	W	85-58
	a	L	73-74*
	n10	L	60-73
1972-73	h	W	94-87
	a	W	74-50
1973-74	a	W	92-78
	h	W	113-87
1974-75	a	W	95-71
	h	W	92-78

1975-76	n10	W	104-95
	h	W	106-101
	a	W	96-95*
1976-77	n10	L	82-84
	a	W	79-78
	h	W	92-74
1977-78	h	W	74-50
	a	L	64-76
1978-79	n10	L	63-65
	h	L	69-75
	a	L	48-66
	n10	L	59-62
1979-80	a	L	56-67
	h	W	76-59
	n10	L	62-68
1980-81	n10	W	74-60
	h	L	47-56
	a	W	52-51
1981-82	a	L	48-49
	h	W	72-56
1982-83	h	W	94-79
	a	W	96-79
1983-84	a	W	79-76
	h	L	70-73*
1984-85	h	W	89-71
	a	W	70-66
1985-86	a	L	64-74
	h	L	70-72
1986-87	h	W	87-74
	a	L	50-66
	n11	W	71-64*
1987-88	a	W	77-74
	h	W	89-78
	n10	L	71-73
1988-89	h	W	88-73
	a	L	65-86
1989-90	a	W	82-85*
	h	W	76-71
1990-91	h	W	95-89
	a	L	65-72
	n9	L	72-93
1991-92	a	L	75-110
	h	L	63-71
1992-93	a	L	56-92
	h	L	82-91
1993-94	h	L	65-92
	a	L	58-85
1994-95	a	W	77-60
	h	W	84-79
	n10	L	70-83
1995-96	h	L	70-71
	a	L	76-79*
1996-97	h	L	55-70
	a	L	51-80
	n10	W	66-60
1997-98	a	L	50-64
	h	L	49-65
1998-99	a	L	69-89
	h	L	61-80
	n9	L	68-83
1999-00	a	L	88-92*
	h	L	66-71
2000-01	a	L	78-84
	h	L	75-101
	n12	L	61-76
2001-02	h	L	57-76
	a	L	71-108
	n13	L	61-91
2002-03	h	W	80-71
	a	L	68-79
	n10	L	77-84
2003-04	a	L	57-76
	h	W	78-74
2004-05	h	L	74-86
	n14	L	69-76
2005-06	a	L	68-81
2006-07	h	L	56-79
2007-08	n15	W	85-80*
	a	L	72-92
	h	L	86-87
2008-09	a	L	56-73
2009-10	h	W	88-74
2010-11	h	L	78-92
	a	L	52-76
2011-12	a	L	73-78
2012-13	h	W	84-76
	a	L	85-98
2013-14	a	L	60-95
	n10	L	67-75
2014-15	h	W	87-75

2015-16	n10	L	53-77
	h	L	78-88
	a	L	80-88
	n14	L	89-92
2016-17	a	W	84-82
2017-18	h	W	96-85
2018-19	a	L	78-94
1-Raleigh (SBC); 2-Atlanta (SCT-final); 3-Raleigh (SCT); 4-Durham (SCT); 5-Raleigh (ACC-final); 6-Raleigh (ACC-semi); 7-Raleigh (Dixie); 8-Raleigh (ACC-1st rd); 9-Charlotte (ACC-semi); 10-Greensboro (ACC); 11-Landover (ACC); 12-Atlanta (ACC); 13-Charlotte (ACC-Final); 14-Washington, D.C. (ACC); 15-Tampa, Fla. (ACC); +Forfeit			
FLORIDA INTERNATIONAL (2-0)			
11/13/19 - PNC ARENA 9 P.M. - RSN			
NCSU HOME: 1-0			
NCSU AWAY: 1-0			
NCSU NEUTRAL: 0-0			
BIGGEST WIN: +41 (1990)			
MOST NCSU POINTS SCORED: 120 (1990)			
1990-91	a	W	120-79
1991-92	h	W	80-69
FLORIDA STATE (31-26)			
2/22/20 - PNC ARENA 4 P.M. - TBD			
NCSU HOME: 17-9			
NCSU IN PNC: 9-6			
NCSU IN REYNOLDS: 8-3			
NCSU AWAY: 8-15			
NCSU NEUTRAL: 6-2			
LAST 10 GAMES: 4-6			
LONGEST WIN STREAK: 12 (1998-2004)			
LONGEST LOSING STREAK: 5 (1991-93)			
BIGGEST WIN: +25 (88-63 - 1956, 71-46 - 2001)			
BIGGEST LOSS: -28 (107-79, 1995)			
MOST NCSU POINTS SCORED: 107 (1995)			
1955-56	h	W	88-63
1956-57	h	W	63-58
1983-84	n1	L	71-74*
1984-85	h	W	72-66
1985-86	a	L	67-76
1989-90	n2	W	90-72
1991-92	a	L	76-98
	h	L	79-87
	n3	L	80-97
1992-93	a	L	54-70
	h	L	71-72
1993-94	h	W	78-70
	a	L	70-75
1994-95	a	L	79-107
	h	W	86-77
1995-96	h	W	71-65
	a	L	66-79
	n4	W	80-65
1996-97	a	L	51-71
	h	W	67-44
1997-98	h	L	55-68
	a	L	52-64
	n4	W	65-63
1998-99	a	L	59-71
	h	W	71-63
1999-00	h	W	68-58
	a	W	70-51
2000-01	a	W	84-81*
	h	W	71-46
2001-02	h	W	77-62
	a	W	76-67
2002-03	a	W	70-63
	h	W	71-60
2003-04	a	W	58-63
	h	W	75-59
	n5	W	78-71
2004-05	h	L	64-70
	n6	W	70-54
2005-06	h	W	86-64
2006-07	a	L	52-78
2007-08	a	W	69-66
	h	L	62-72
2008-09	h	L	65-78
2009-10	a	W	88-81
	n5	W	58-52
2010-11	a	L	71-84
2010-11	h	L	62-72
2011-12	h	L	62-76
2012-13	h	W	84-66

2013-14	a	L	67-71
	h	W	74-70
2014-15	a	W	72-63
2015-16	h	L	85-78
	a	L	73-77
2016-17	a	L	71-95
2017-18	h	W	92-72
2018-19	a	L	73-78
1-Raleigh (NIT-1st rd.); 2-New York (ECAC-semi); 3-Charlotte (ACC-1st rd.); 4-Greensboro (ACC-1st rd.); 5-Greensboro (ACC-Quarterfinals); 6-Washington, D.C. (ACC-1st rd.)			

GEORGIA TECH (57-41)

11/5/19 - PNC ARENA 8:30 P.M. - ACCN
1/25/20 - ATLANTA, GA 4 P.M. - RSN

NCSU HOME: 31-13			
NCSU IN PNC: 11-5			
NCSU IN REYNOLDS: 18-7			
NCSU AWAY: 18-22			
NCSU AT MCCAMISH PAVILION: 17-21			
NCSU AT PHILIPS ARENA: 1-0			
NCSU NEUTRAL: 8-6			
SINCE 1979: 41-32			
LAST 10 GAMES: 6-4			
LONGEST WIN STREAK: 9 (1977-83)			
LONGEST LOSING STREAK: 7 (1993-97)			
BIGGEST WIN: +44 (98-54, 1974)			
BIGGEST LOSS: -27 (80-53, 1960)			
MOST NCSU POINTS SCORED: 118 (1973)			
1924-25	h	W	35-12
1925-26	a	L	22-23
	h	W	30-14
1937-38	h	L	30-35
1949-50	h	W	57-34
1959-60	a	L	53-80
1960-61	h	W	82-76
1962-63	a	L	71-84
1964-65	h	W	97-68
1965-66	a	W	93-69
	h	W	102-93
1966-67	a	L	85-102
	h	W	65-61
1969-70	n2	L	77-89
1970-71	n2	L	66-73
1971-72	n2	W	87-70
1972-73	n2	W	118-94
1973-74	n2	W	98-54
1974-75	n2	W	101-66
1975-76	n2	L	67-78
1976-77	n2	W	81-71
1979-80	a	W	73-62
	h	W	60-49
1980-81	h	W	93-68
	a	W	70-55
1981-82	a	W	55-49
	h	W	49-40
1982-83	h	W	81-61
	a	W	74-64
1983-84	a	L	47-56
	h	W	68-67
1984-85	h	L	64-66
	a	W	61-53
1985-86	h	L	54-67
	a	L	57-69
1986-87	h	W	63-62
	a	L	76-87
1987-88	a	W	76-74
	h	L	84-87
1988-89	h	W	82-68
	a	W	71-69
1989-90	a	L	85-92
	h	L	92-95#
1990-91	n3	L	67-76
	h	W	90-83
	a	W	79-73
	n3	W	82-68
1991-92	h	L	63-80
	a	L	88-98*
1992-93	a	L	74-85
	h	W	68-60
1993-94	h	W	84-78
	a	L	69-81
1994-95	a	L	71-75
	h	L	68-72
1995-96	h	L	71-76
	a	L	83-92*

/// SERIES RECORD VS. 2019-20 OPPONENTS



1996-97	n4	L	73-88
	a	L	53-54
	h	W	72-51
	n5	W	60-46
1997-98	a	W	71-69*
	h	W	56-51
1998-99	h	W	75-69
	a	W	51-50
1999-00	h	W	66-58
	a	L	63-66
2000-01	h	W	72-60
	a	L	54-69
2001-02	h	W	84-71
	a	L	59-65
2002-03	a	L	61-85
	h	W	63-57
	n4	W	71-65
2003-04	h	W	76-72
	a	W	79-69
2004-05	h	W	76-68
	a	W	53-51
2005-06	h	W	87-78
	a	L	68-71
2006-07	a	L	65-74
2007-08	h	L	74-77
2008-09	h	W	76-71*
	a	W	86-65
2009-10	a	L	71-73
	n6	L	54-57
2010-11	h	W	79-74
2011-12	h	L	71-82
	a	W	61-52
2012-13	h	W	83-70
	a	W	70-57
2013-14	h	W	80-78*
2014-15	a	W	81-80*
2015-16	h	L	90-83
2016-17	h	L	76-86
	a	W	71-69
2017-18	a	L	75-78
2018-19	h	L	61-63

1-Raleigh (Dixie-semi); 2-Charlotte
3-Charlotte (ACC-1st rd.); 4-Greensboro
(ACC-quart.); 5-Greensboro (ACC-1st rd.);
6-Greensboro (ACC-semi)

LITTLE ROCK (1-0)

11/23/19 - PNC ARENA 1 P.M. - ACCNX
NCSU HOME: 0-0
NCSU AWAY: 0-0
NCSU NEUTRAL: 1-0
BIGGEST WIN: +15 (1986)
MOST NCSU POINTS SCORED: 81 (1986)
1985-86 n1 W 81-66
1-Minneapolis (NCAA-2nd rd.)

LOUISVILLE (10-12)

2/1/20 - PNC ARENA 2 P.M. - TBD
NCSU HOME: 6-4
NCSU IN PNC: 1-1
NCSU IN REYNOLDS: 5-3
NCSU AWAY: 2-7
NCSU NEUTRAL: 2-1
SINCE 1954: 7-7
LAST 10 GAMES: 5-5
LONGEST WIN STREAK: 3 (1987-2014)
LONGEST LOSING STREAK: 3 (1983-85,
2015-17)
BIGGEST WIN: +16 (79-53, 1949)
BIGGEST LOSS: -25 (85-60, 2017)
MOST NCSU POINTS SCORED: 89 (1988)
1948-49 h L 71-72
1949-50 h W 79-53
a W 66-52
1950-51 a L 70-86
h W 92-78
1951-52 h L 68-73
a L 67-82
1958-59 h W 67-61*
1978-79 n1 W 72-66
1982-83 a L 52-57
1983-84 h L 79-83
1984-85 a L 78-84
1985-86 h W 76-64
1986-87 a L 76-87
1987-88 n2 W 80-75
h W 101-89
2014-15 a W 74-65

2015-16	n3	L	65-75
2016-17	h	L	72-77
2017-18	a	L	60-85
2018-19	h	W	76-69
	a	L	77-84

1-Honolulu, Hawaii; 2-Anchorage, Ak.;
3-Syracuse, N.Y. (NCAA)

MEMPHIS (3-1)

11/28/19 - BROOKLYN, NY 4 P.M. - ESPN2
NCSU HOME: 1-1
NCSU AWAY: 1-0
NCSU NEUTRAL: 1-0
BIGGEST WIN: +21 (1996)
BIGGEST LOSS: -4 (1983)
MOST NCSU POINTS SCORED: 98 (1973)
1973-74 n1 W 98-83
1982-83 h L 53-57
1996-97 a W 67-46
1997-98 h W 71-60
1-New Orleans

MIAMI (12-11)

1/15/20 - PNC ARENA 7 P.M. - RSN
2/5/20 - CORAL GABLES, FL 8:30 P.M. -
ACCN
NCSU HOME: 6-4
NCSU IN PNC: 5-4
NCSU AWAY: 5-5
NCSU NEUTRAL: 1-2
SINCE 2004: 11-11
LAST 10 GAMES: 4-6
LONGEST WIN STREAK: 3 (2010-12)
LONGEST LOSING STREAK: 2 (2x, last
2016-17)
BIGGEST WIN: +16 (85-69, 2016)
BIGGEST LOSS: -18 (81-63, 2016)
MOST NCSU POINTS SCORED: 87, (2019)
1939-40 h W 46-35
2004-05 a L 66-67
2005-06 h W 81-69
a W 86-77**
2006-07 a L 65-80
2007-08 h W 79-77*
n1 L 50-63
2008-09 h W 84-81*
a L 64-72
2009-10 a W 71-66
2010-11 h W 72-70
2011-12 a W 78-73
2012-13 h L 78-79
n2 L 71-81
2013-14 a W 56-55
h L 70-85
n3 W 67-58
2014-15 a L 60-65
2015-16 h W 85-69
2016-17 a L 63-81
h L 79-84
2017-18 h L 81-86
2018-19 a W 87-82

1-Charlotte (ACC-1st rd.); 2-Greensboro
(ACC semi); 3-Greensboro (ACC 2nd rd.)

NORTH CAROLINA (78-158)

1/27/20 - PNC ARENA 7 P.M. - ESPN
2/25/20 - CHAPEL HILL, NC 9 P.M. - TBD
NCSU HOME: 45-67
NCSU IN PNC: 4-16
NCSU IN REYNOLDS: 29-29
NCSU AWAY: 24-76
NCSU AT SMITH CENTER: 7-26
NCSU NEUTRAL: 9-15
SINCE 1954: 47-105
LAST 10 GAMES: 2-8
LONGEST WIN STREAK: 15 (1947-52)
LONGEST LOSING STREAK: 13 (1933-38,
2006-12)
BIGGEST WIN: +40 (79-39, 1949)
BIGGEST LOSS: -52 (62-10, 1921)
MOST NCSU POINTS SCORED: 99 (1992)
1912-13 h W 26-18
1918-19 h1 W 39-29
1919-20 a L 12-42
h W 32-21
1920-21 a L 10-62
h W 32-31

1921-22	h	L	17-30
	a	L	19-49
1922-23	h	L	9-39
	a	L	26-45
1923-24	a	L	9-44
	h	L	24-41
1924-25	h	L	17-27
	a	L	10-29
1925-26	a	L	21-31
	h	W	17-8
1926-27	a	L	20-40
	h	L	13-19
1927-28	h	L	21-31
	a	L	21-31
1928-29	a	L	32-41
	h	L	34-35
1929-30	h	L	25-27
	a	W	28-26
1930-31	a	L	16-22
	h	W	23-20
1931-32	h	W	19-18
	a	W	36-17
1932-33	a	L	23-32
	h	L	28-35
1933-34	a	W	34-30
	h	L	24-45
1934-35	a	L	27-32
	h	L	35-37
	n2	L	28-30
1935-36	a	L	35-37
	h	L	29-31
	n2	L	28-36
1936-37	h	L	35-41
	a	L	31-34
1937-38	a	L	31-39
	h	L	32-41
1938-39	h	W	35-22
	a	L	25-45
1939-40	a	L	41-52
	h	L	36-60
1940-41	h	L	26-47
	a	L	30-60
1941-42	a	L	28-41
	h	W	32-30
1942-43	h	W	47-36
	a	L	36-45
1943-44	a	L	24-52
	h	L	27-32
1944-45	a	L	46-61
	h	L	35-43
	n3	L	28-55
1945-46	a	L	34-71
	h	L	44-55
1946-47	a	W	48-46*
	n4	W	50-48
1947-48	h	W	81-42
	a	W	69-45
	n5	W	55-50
1948-49	h	W	67-36
	a	W	79-39
	n5	W	43-40
1949-50	a	W	61-57
	h	W	70-44
1950-51	h	W	71-58
	a	W	68-53
1951-52	n6	W	58-51
	h	W	58-53*
	a	W	71-52
1952-53	h	L	69-70
	a	W	87-66
	n3	W	86-54
1953-54	a	W	84-77
	h	W	57-48
	n7	W	52-51
1954-55	n6	W	47-44
	h	L	80-84
	a	W	79-75
1955-56	n8	W	82-60
	a	L	69-73
	h	W	79-73
1956-57	h	L	57-83
	a	L	57-86
1957-58	n8	L	30-39
	a	W	58-57#
	h	L	69-81
	n9	L	58-64
1958-59	h	L	68-72*
	a	L	67-74

1959-60	n10	W	80-56
	a	L	51-62
	h	L	62-66
1960-61	h	L	66-97
	a	L	56-62
1961-62	a	L	56-66
	h	W	85-57
1962-63	a	L	65-67*
	h	L	63-68
1963-64	a	L	71-79
	h	W	51-49
1964-65	a	W	65-62
	h	L	68-69
1965-66	a	L	75-83
	h	W	87-77
1966-67	a	L	78-79
	h	L	60-77
	n11	L	53-56
1967-68	h	L	66-68
	a	L	84-96
	n12	L	50-87
1968-69	a	L	63-83
	h	L	62-85
1969-70	h	L	69-78
	a	L	86-88
1970-71	n13	W	82-70
	h	L	63-65
	a	L	81-97
1971-72	n13	L	68-99
	a	L	78-101
	h	W	85-84
1972-73	n13	W	68-61
	h	W	76-73
	a	W	82-78
1973-74	n14	W	78-77
	a	W	83-80
	h	W	83-72
1974-75	n15	W	82-67
	h	W	88-85
	a	L	74-76
	n16	L	66-70
1975-76	a	W	68-67
	h	L	79-91
1976-77	n14	L	66-78
	h	W	75-73
	a	L	73-90
	n17	W	56-70
1977-78	n13	L	82-87
	a	L	64-69
	h	W	72-67
1978-79	h	L	69-70
	a	L	56-71
1979-80	n14	L	84-97
	a	L	64-67
	h	W	63-50
1980-81	a	L	70-73
	h	L	54-57
	n18	L	54-69
1981-82	h	L	41-61
	a	L	42-62
	n17	L	46-58
1982-83	a	L	81-99
	h	W	70-63
	n19	W	91-84
1983-84	h	L	60-81
	a	L	71-95
1984-85	a	L	76-86
	h	W	85-76
	n19	L	51-57
1985-86	a	L	79-90
	h	W	76-65
1986-87	a	L	78-96
	h	L	79-96
	n20	W	68-67
1987-88	h	L	73-77
	a	L	73-75*
1988-89	a	L	81-84
	h	W	98-88
1989-90	h	L	81-91
	a	W	88-77
1990-91	h	W	97-91
	a	L	70-92
1991-92	h	W	99-88
	a	W	99-94
1992-93	h	L	67-100
	a	L	58-104
1993-94	a	L	58-88
	h	L	64-77



/// SERIES RECORD VS. 2019-20 OPPONENTS

1994-95	h	W	80-70
	a	L	63-82
1995-96	a	L	72-96
	h	W	78-75
1996-97	a	L	56-59
	h	L	44-45
	n16	L	54-64
1997-98	h	L	60-74
	a	W	86-72
	n11	L	46-73
1998-99	h	L	56-59
	a	L	53-62
1999-00	a	L	75-83
	h	L	62-70
2000-01	h	L	52-60
	a	L	63-76
2001-02	a	W	77-59
	h	W	98-76
2002-03	h	W	86-77
	a	W	75-67*
2003-04	a	L	66-68
	h	L	64-71
2004-05	a	L	71-95
	h	L	71-81
2005-06	a	L	69-82
	h	L	71-95
2006-07	h	W	83-79
	a	L	64-83
	n21	L	80-89
2007-08	a	L	62-93
	h	L	70-84
2008-09	h	L	76-93
	a	L	80-89
2009-10	h	L	63-77
	a	L	61-74
2010-11	a	L	64-84
2010-11	h	L	63-75
2011-12	a	L	55-74
	h	L	74-86
	n22	L	67-69
2012-13	h	W	91-83
	a	L	65-76
2013-14	a	L	70-84
	h	L	84-85*
2014-15	h	L	79-81
	a	W	58-46
2015-16	a	L	55-67
	h	L	68-80
2016-17	a	L	56-107
	h	L	73-97
2017-18	a	W	95-91*
	h	L	89-96
2018-19	h	L	82-90
	a	L	96-113

1-(SBC); 2-Raleigh (SCT-semi); 3-Raleigh (SCT-1st rd.); 4-Durham (SCT-final); 5-Durham (SCT-semi); 6-Raleigh (Dixie-semi); 7-Raleigh (ACC-1st rd.); 8-Raleigh (Dixie-semi); 9-Raleigh (ACC-semi); 10-Raleigh (ACC-final); 11-Greensboro (ACC-1st rd.); 12-Charlotte (ACC-final); 13-Greensboro (B4-final); 14-Greensboro (B4-semi); 15-Greensboro (B4-cons.); 16-Greensboro (ACC-final); 17-Greensboro (ACC-semi); 18-Landover (ACC-1st rd.); 19-Atlanta (ACC-semi); 20-Landover (ACC-final); 21-Tampa, Fla. (ACC-final); 22-Atlanta, GA (ACC - semi)

NOTRE DAME (6-8)
1/8/20 - PNC ARENA 7 P.M. - TBD
NCSU HOME: 1-5
NCSU IN PNC: 1-2
NCSU IN REYNOLDS: 0-3
NCSU AWAY: 4-3
NCSU NEUTRAL: 1-0
SINCE 2014: 3-4
LAST 10 GAMES: 5-5
LONGEST WIN STREAK: 2, 2005-14 & 2018-19
LONGEST LOSING STREAK: 4, 2015-18
BIGGEST WIN: +20 (62-42, 1981)
BIGGEST LOSS: -30 (88-58, 2018)
MOST NCSU POINTS SCORED: 78, in 2015

1977-78	a	L	59-70
1978-79	h	L	52-53
1979-80	a	W	63-55
1980-81	h	L	55-71

1981-82	a	W	62-42
1982-83	h	L	42-43
2005-06	n1	W	61-48
2013-14	a	W	77-70
2014-15	h	L	78-81*
2015-16	a	L	75-89
2016-17	h	L	72-81
2017-18	a	L	58-88
	h	W	76-58
2018-19	a	W	77-73

2018-19
1-Indianapolis

PITT (17-2)
2/29/20 - PNC ARENA 12 P.M. - ACCN
NCSU HOME: 9-1
NCSU IN PNC: 3-1
NCSU IN REYNOLDS: 6-0
NCSU AWAY: 4-1
NCSU AT PETERSEN EVENTS CENTER: 4-0
NCSU NEUTRAL: 4-0
SINCE 2014: 8-1
LAST 10 GAMES: 9-1
LONGEST WIN STREAK: 8 (2014-2019)
LONGEST LOSING STREAK: N/A
BIGGEST WIN: +35 (77-42, 1948-49)
BIGGEST LOSS: -14 (89-75, 1970-71)
MOST NCSU POINTS SCORED: 100 (TWICE, 1974 & 1990)

1948-49	n1	W	77-42
1951-52	h	W	97-85
1956-57	h	W	97-85
1966-67	h	W	80-52
1970-71	a	L	75-89
1971-72	h	W	80-73
1973-74	h	W	100-72
1974-75	h	W	86-70
1989-90	n2	W	100-87
1991-92	n3	W	78-77
2013-14	h	L	62-74
	a	W	74-67
2014-15	h	W	68-50
	n4	W	81-70
2015-16	a	W	78-61
2016-17	h	W	79-74
2017-18	a	W	72-68
2018-19	h	W	86-80
	a	W	79-76

1-Durham, N.C.; 2-Charlotte; 3-Hartford, Conn.; 4-Greensboro (ACC)

ST. FRANCIS BROOKLYN (1-0)
11/16/19 - REYNOLDS COLISEUM TBD - ACCNX
NCSU HOME: 1-0
BIGGEST WIN: +25 (2016)
MOST NCSU POINTS SCORED: 86 (2016)
2016-17 h W 86-61

SYRACUSE (5-7)
2/11/20 - SYRACUSE, NY 7 P.M. - TBD
NCSU HOME: 2-3
NCSU IN PNC: 2-3
NCSU AWAY: 2-4
NCSU AT THE CARRIER DOME: 2-4
NCSU NEUTRAL: 1-0
SINCE 2014: 4-3
LAST 10 GAMES: 5-5
LONGEST WIN STREAK: 2 (2014-15 & 2018-19)
LONGEST LOSING STREAK: 3 (2011-14)
BIGGEST WIN: +15 (73-58 - 2019)
BIGGEST LOSS: -16 (88-72, 2012)
MOST NCSU POINTS SCORED: 93 (2017)

1990-91	a	L	79-86
2000-01	h	L	53-54
2001-02	a	W	82-68
2010-11	a	L	59-65
2011-12	h	L	72-88
2013-14	a	L	55-56
	n1	W	66-63
2014-15	h	W	71-57
2015-16	a	L	66-75
2016-17	h	L	93-100*
2017-18	a	W	74-70
2018-19	h	W	73-58

1-Greensboro, N.C. (ACC-quarter)

THE CITADEL (16-1)
12/22/19 - PNC ARENA 6 P.M. - ACCN
NCSU HOME: 10-1
NCSU AWAY: 2-0
NCSU NEUTRAL: 4-0
BIGGEST WIN: +46 (1969)
BIGGEST LOSS: -7 (1941)
MOST NCSU POINTS SCORED: 108 (1975)

1937-38	h	W	43-29
1938-39	h	W	40-38
1940-41	h	L	50-57
1941-42	a	W	41-23
	h	W	60-40
1946-47	h	W	75-35
1960-61	h	W	88-71
1962-63	h	W	82-65
1968-69	a	W	84-65
1969-70	h	W	105-59
1975-76	h	W	108-75
1979-80	n1	W	57-35
1981-82	n1	W	54-44
1982-83	n1	W	57-47
1983-84	n1	W	50-49
2000-01	h	W	63-53
2005-06	h	W	91-59

1-Charlotte

UNCG (10-1)
12/15/19 - GREENSBORO, NC 3 P.M. - TBD
NCSU HOME: 8-1
NCSU AWAY: 2-0
NCSU NEUTRAL: 0-0
BIGGEST WIN: +31 (2006)
BIGGEST LOSS: -5 (2017)
MOST NCSU POINTS SCORED: 95 (2007)

1992-93	h	W	87-65
1993-94	h	W	75-65
2000-01	h	W	77-76
2005-06	h	W	83-52
2006-07	h	W	95-93*
2008-09	h	W	79-52
2009-10	a	W	89-67
2012-13	h	W	89-68
2013-14	a	W	68-64
2015-16	h	W	58-52
2017-18	h	L	76-81

VIRGINIA (82-67)
1/20/20 - CHARLOTTESVILLE, VA 7 P.M. - ESPN
NCSU HOME: 38-23
NCSU IN PNC: 7-8
NCSU IN REYNOLDS: 30-15
NCSU AWAY: 23-41
NCSU AT JOHN PAUL JONES ARENA: 0-8
NCSU NEUTRAL: 21-3
SINCE 1954: 71-60
LAST 10 GAMES: 1-9
LONGEST WIN STREAK: 11 (1954-59, 1972-76)
LONGEST LOSING STREAK: 8 (2014-19)
BIGGEST WIN: +45 (99-54, 1956)
BIGGEST LOSS: -43 (53-10, 1912-13)
MOST NCSU POINTS SCORED: 114 (1955)

1912-13	a	L	10-53
1924-25	h	L	20-21
1926-27	a	W	13-9
1927-28	a	W	33-23
1928-29	h	W	41-15
1929-30	a	W	36-31
1931-32	a	L	17-20
1932-33	a	W	31-27
1933-34	h	W	35-31
1935-36	h	W	40-28
1936-37	h	W	40-17
1945-46	a	L	29-53
1954-55	h	W	98-91
	a	W	114-97
1955-56	h	W	99-54
	a	W	77-76
1956-57	n1	W	80-63
	h	W	87-60
1957-58	h	W	84-70
	n1	W	61-58
1958-59	h	W	73-68
	a	W	87-70
	n2	W	66-63
1959-60	a	L	48-53
	h	W	87-53

1960-61	n1	W	94-71
	n3	W	91-58
1961-62	h	W	99-72
	a	W	88-68
1962-63	a	L	69-78
	h	L	75-84
1963-64	a	L	53-63
	a	L	48-50
1964-65	a	W	73-67
	h	W	92-69
	n4	W	106-69
1965-66	a	W	98-87
	h	W	86-69
	n4	W	86-77
1966-67	h	L	70-83
	a	W	70-59
1967-68	a	W	79-77
	h	W	91-63
1968-69	n3	W	95-80
	h	W	66-62
1969-70	n3	W	71-60
	a	W	71-66
	n5	W	67-66
1970-71	a	L	53-79
	h	W	97-77
1971-72	h	L	73-84
	a	L	68-69
1972-73	a	W	68-61
	h	W	64-59
	n6	W	63-51
1973-74	a	W	90-70
	h	W	105-93
	n6	W	87-66
1974-75	h	W	101-72
	a	W	59-46
	n7	W	91-85
1975-76	h	W	78-71
	a	W	75-73
	n8	L	63-75
1976-77	a	W	80-66
	h	W	73-57
1977-78	h	L	68-74
	a	L	73-81*
1978-79	a	L	62-67
	h	W	87-67
	n7	W	82-78
1979-80	h	W	64-56
	a	L	47-49
1980-81	a	L	55-63
	h	L	46-51
1981-82	h	L	36-39
	a	L	40-45
1982-83	h	L	80-88
	a	L	75-86
	n9	W	81-78
	n10	W	63-62
1983-84	h	L	54-57
	a	L	63-74
1984-85	h	W	51-45
	a	W	57-55
1985-86	h	W	55-53
	a	L	60-69
	n7	L	62-64
1986-87	a	L	60-61
	a	L	65-72
1987-88	h	W	75-69
	a	W	64-63
1988-89	a	L	71-91
	h	L	75-76
1989-90	h	W	84-58
	a	L	71-77
1990-91	a	L	72-104
	h	W	83-76
1991-92	h	L	69-80
	a	L	68-74
1992-93	h	L	56-73
	a	L	66-75
1993-94	a	L	58-79
	h	W	67-54
1994-95	h	L	65-76
	a	L	55-65
1995-96	a	L	69-73
	h	L	82-84#
1996-97	a	L	50-56
	h	L	46-55
1997-98	a	L	56-59
	h	W	74-55
1998-99	h	W	82-72

/// SERIES RECORD VS. 2019-20 OPPONENTS



1999-00	a	L	79-82*
	h	W	65-62
	a	L	82-88
	n11	W	76-65
2000-01	a	L	81-88
	h	W	90-80
2001-02	a	W	81-74
	h	W	85-68
	n11	W	92-72
2002-03	h	W	75-63
	a	L	58-61
2003-04	h	W	86-69
	a	W	79-63
2004-05	h	L	62-64
	a	W	82-72
2005-06	h	W	66-64
2006-07	a	L	62-67
	h	L	58-71
	n12	W	79-71
2007-08	a	L	60-78
2008-09	h	W	72-67
2009-10	h	L	62-70
	a	L	47-59
2010-11	a	L	58-69
2011-12	h	L	60-61
	n13	W	67-64
2012-13	a	L	55-58
	n14	W	75-56
2013-14	h	L	45-76
2014-15	a	L	51-61
	h	L	47-51
2015-16	a	L	53-73
2016-17	h	L	74-78
2017-18	a	L	51-68
2018-19	h	L	65-66*
	n11	L	56-76

1-Portsmouth; 2-Raleigh (ACC-semi);
3-Greensboro; 4-Raleigh (ACC-1st rd.);
5-Charlotte (ACC-semi); 6-Greensboro
(ACC-semi); 7-Greensboro (ACC-1st
rd.); 8-Landover (ACC-1st rd.); 9-Atlanta
(ACC-final); 10-Ogden (NCAA-west final);
11 - Charlotte (ACC-quarterfinal); 12-Tampa,
Fla. (ACC quarterfinal); 13- Atlanta, Ga.
(ACC-quarterfinal); 14-Greensboro (ACC-
quarterfinal)

VIRGINIA TECH (40-17)

1/11/20 - BLACKSBURG, VA 2 P.M. - RSN
NCSU HOME: 23-6
NCSU IN PNC: 6-2
NCSU IN REYNOLDS: 4-0
NCSU AWAY: 11-9
NCSU AT CASSELL COLISEUM: 5-5
NCSU NEUTRAL: 6-2
SINCE 2005: 12-8
LAST 10 GAMES: 6-4
LONGEST WIN STREAK: 17 (1927-39)
LONGEST LOSING STREAK: 7 (1915-22)
BIGGEST WIN: +48 (114-66, 1951)
BIGGEST LOSS: -30 (42-12, 1921)
MOST NCSU POINTS SCORED: 114 (1950-51)

1914-15	h	L	20-31
	h	L	19-32
1915-16	a	L	16-29
1916-17	h	L	18-27
1919-20	a	L	17-42
1920-21	n1	L	12-42
1921-22	a	L	20-32
1926-27	h	W	29-24
1929-30	a	W	31-17
	h	W	41-18
1930-31	h	W	22-18
1931-32	h	W	33-17
	a	W	22-18
1932-33	h	W	46-18
	a	W	45-25
1933-34	h	W	45-30
	a	W	46-30
1934-35	h	W	29-17
	a	W	40-21
1935-36	h	W	44-28
	a	W	46-44
1936-37	a	W	36-24
	h	W	38-29
1938-39	h	W	52-35
1940-41	a	L	35-54
1941-42	h	W	54-43

1942-43	h	W	43-40
1949-50	h	W	81-56
	n2	W	67-42
1950-51	h	W	114-66
1953-54	h	W	91-62
	n3	W	96-54
1969-70	a	W	78-63
1970-71	h	W	94-87
1977-78	n4	W	83-68
1978-79	n4	W	97-88
1983-84	n5	L	65-89
2004-05	a	L	71-72
	h	W	74-54
2005-06	a	W	70-64
2006-07	a	W	70-59
	h	W	81-56
	n6	W	72-64
2007-08	h	W	73-63
2008-09	a	L	87-91*
2009-10	h	L	52-72
	a	L	59-71
2010-11	h	L	69-77
2011-12	a	W	70-58
2012-13	h	W	90-86*
	n7	W	80-63
2013-14	a	W	71-64
2014-15	h	W	69-53
2015-16	a	L	68-73
2016-17	h	W	104-78
2017-18	a	L	75-85
2018-19	h	L	24-47

1 - Lexington, Ky.; 2 - Durham, N.C.;
3 - Lynchburg, Va.; 4 - Charlotte, N.C.; 5 -
Greensboro; 6 - Tampa, Fla. (ACC-semi);
7 - Greensboro (ACC-1st rd.)

WAKE FOREST (144-106)

12/7/19 - WINSTON-SALEM, NC TBD - ACCN
3/6/20 - PNC ARENA 7 PM - ACCN
NCSU HOME: 100-55
NCSU IN PNC: 15-5
NCSU IN REYNOLDS: 44-21
NCSU AWAY: 29-43
NCSU AT LAWRENCE JOEL: 6-23
NCSU NEUTRAL: 15-8
SINCE 1954: 86-66
LAST 10 GAMES: 5-5
LONGEST WIN STREAK: 10 (1949-52, 1954-56)
LONGEST LOSING STREAK: 7 (1921-25)
BIGGEST WIN: +43 (92-39, 1949)
BIGGEST LOSS: -41 (50-9, 1911-12)
MOST NCSU POINTS SCORED: 130 (1982-83)

1910-11	h	L	6-33
	h	W	19-18
1911-12	h	L	14-23
	h	L	9-50
	h	L	9-28
1912-13	h	W	43-26
	h	L	20-34
1913-14	h	L	15-24
	h	L	22-29
1915-16	h	L	24-26
	a	L	23-34
1916-17	h	W	30-29
	h	L	24-30
1917-18	h	W	30-8
	h	W	20-17
	h	W	31-17
1918-19	h	W	29-16
	h	L	20-29
	h	W	26-17
1919-20	h	W	38-23
	a	W	30-18
1920-21	h	L	10-20
	h	W	20-10
1921-22	h	L	20-27
	h	L	22-25
1922-23	h	L	20-27
	h	L	22-25
1923-24	h	L	15-29
	a	L	17-25
1924-25	h	L	24-29
	a	W	26-25
1925-26	a	W	37-33
	h	W	27-18
1926-27	h	L	18-20
	h	L	25-27
1927-28	h	W	41-39*

1928-29	h	W	48-41
	h	W	45-30
	h	W	27-20
	h	W	44-12
1929-30	h	W	38-10
1930-31	h	W	42-20
	h	L	19-20
1931-32	h	W	19-14
	h	L	24-27
1932-33	h	L	19-23
	h	W	25-22
1933-34	h	W	27-19
	h	W	33-19
1934-35	h	W	52-26
	h	W	39-20
1935-36	h	W	36-22
	h	W	26-24
1936-37	h	W	49-31
	h	L	33-41
1937-38	h	W	45-44
	h	W	45-41
1938-39	h	L	26-46
	h	L	42-46
1939-40	h	W	38-32
	h	L	23-61
1940-41	h	L	40-50
	h	W	40-37
1941-42	h	L	43-44
	h	W	44-38
1942-43	h	W	42-37
	h	W	52-36
1944-45	h	W	57-37
	h	W	46-38
1945-46	h	W	34-30
	h	L	27-47
1946-47	h	W	65-48
	a	L	39-44
1947-48	a	W	72-43
	h	W	65-54
1948-49	a	L	49-52
	h	W	82-39
	n1	W	64-42
1949-50	h	W	57-50
	h	W	73-35
	n2	W	59-53
1950-51	h3	W	72-56
	a	W	64-45
	h	W	78-56
1951-52	a	W	65-62
	h	W	65-51
1952-53	a	L	50-51
	h	W	99-80
	h4	L	70-71
1953-54	a	L	69-81
	h3	L	79-86
	h	W	91-76
	h5	W	82-80*
1954-55	a	W	100-81
	h	W	75-73*
	h6	W	85-70
1955-56	a7	W	90-81
	h3	W	70-58
	h	W	80-78*
	h5	W	86-74
1956-57	a	W	73-63
	h3	L	66-73
	h	W	75-71
	h8	L	57-66
1957-58	a	W	62-51
	h3	W	63-61
	h	W	91-70
1958-59	h	W	56-52#
	a	W	64-59
1959-60	a	L	59-73
	h	W	51-45
	h6	L	66-71
1960-61	h	L	67-68
	h9	W	99-91
	a	L	66-76
1961-62	a	L	65-77
	h	L	62-69
1962-63	h	L	58-66
	a	L	70-79
1963-64	h	W	56-53*
	a	L	55-71
1964-65	a	L	80-86
	h	W	87-81
1965-66	a	W	101-75
	h	W	121-100
1966-67	h	L	67-87

1967-68	a	W	64-59*
	a	W	79-63
	h	L	66-72
1968-69	h10	W	69-67
	h	L	79-88
	a	L	49-52
	n11	L	73-81
1969-70	a	W	75-72
	h	W	104-86
1970-71	n12	W	73-70
	h	L	76-83
	a	L	85-89
1971-72	h	W	84-76
	a	W	86-78
1972-73	n12	W	88-83
	a	W	81-59
	h	W	100-77
1973-74	n12	W	91-73
	h	W	111-96
	h	W	72-63
1974-75	n12	L	78-83
	h	W	106-80
	a	W	89-87
1975-76	n12	L	78-93
	h	W	87-85
	a	L	96-98
1976-77	a	L	77-84
	h	W	91-85
1977-78	n12	W	79-77
	h	W	88-77
	a	L	81-89
1978-79	n12	W	77-70
	h	L	56-60
	h	W	90-66
1979-80	n13	W	70-65
	h	W	52-40
	a	W	44-41
1980-81	n14	L	57-87
	a	L	52-60
	h	W	66-65
1981-82	a	W	52-50
	h	L	46-50
1982-83	n15	L	73-91
	h	W	130-89
	n16	W	71-70
1983-84	h	W	80-69
	a	L	75-84
1984-85	n15	L	64-91
	h	W	66-64
1985-86	h	W	77-64
	n15	W	45-44
1986-87	h	W	75-67
	a	W	80-76*
	n17	W	77-73#
1987-88	a	L	67-71
	h	W	86-82
1988-89	h	W	82-64
	a	W	110-103%
1989-90	a	W	61-57
	h	L	91-93
1990-91	a	L	76-97
	h	L	84-89
1991-92	a	L	73-86
	h	W	77-74
1992-93	h	L	54-65
	a	L	68-80
1993-94	a	L	60-72
	h	W	71-63
1994-95	h	L	61-69
	a	L	68-83
1995-96	a	L	62-66
	h	L	70-72
1996-97	h	L	45-53
	a	W	60-59*
1997-98	h	L	62-68
	a	L	57-71
1998-99	h	W	70-59
	a	L	45-75
1999-00	n18	W	66-52
	h	W	76-56
	a	L	53-71
	n19	L	59-62
2000-01	a	L	69-74*
	h	L	58-76
2001-02	h	L	81-82
	a	L	71-83
2002-03	a	L	58-73
	h	L	72-78
	n18	W	87-83
2003-04	h	W	73-68
	a	W	81-70



/// SERIES RECORD VS. 2019-20 OPPONENTS

2004-05	a	L	75-86
	h	L	53-55
	n20	W	81-65
2005-06	h	W	92-82
	a	L	63-76
	n18	L	71-82
2006-07	a	W	88-74
	h	W	73-66
1998-99	h	W	67-65
	a	L	67-78
2008-09	h	W	82-76
	a	L	78-85
2009-10	a	L	59-67
	h	W	68-54
2010-11	h	W	90-69
	a	W	80-55
2011-12	a	W	76-40
	h	W	87-76
2012-13	a	L	84-86
	h	W	81-60
2013-14	a	L	69-70
	h	W	82-67
2014-15	h	W	78-65
	a	L	84-88
2015-16	a	L	74-77
	h	W	99-88
	n	W	75-72
2016-17	h	L	88-93
	a	L	58-88
2017-18	h	W	72-63
	a	W	90-84
2018-19	a	L	67-71
	h	W	94-74

1 - Durham (SCT-first round);
 2 - Durham (SCT - semi); 3 - Raleigh
 (Dixie - Semi); 4 - Raleigh (SCT - final); 5 -
 Raleigh (ACC-final); 6-Raleigh (ACC-semi);
 7- Winston-Salem; 8-Raleigh (ACC-First
 round); 9-Raleigh (Dixie - 5th); 10-Raleigh
 (TC-final); 11 - Charlotte (ACC-first round);
 12-Greensboro (B4 final); 13-Greensboro
 (B4-consolation); 14-Greensboro (B4-semi);
 15-Greensboro; 16 -Atlanta (ACC-first round);
 17-Landover (ACC-semi); 18-Greensboro
 (ACC-semi); 19-New York (NIT - semi);
 20-Washington, D.C. (ACC-Quarter)

WISCONSIN (0-3)

12/4/19 - PNC ARENA 9:15 P.M. - ESPN2

NCSU AWAY: 0-2

NCSU NEUTRAL: 0-1

BIGGEST LOSS: -39 (87-48, 12/1/10)

MOST NCSU POINTS SCORED: 75, 11/27/18)

2004-05	n1	L	56-65
2010-11	a	L	48-87
2018-19	a	L	75-79



CBS (19-20)

Date	Opponent	Site	Result
1/27/18	North Carolina	A	W, 95-91 (ot)
3/5/16	Notre Dame	A	L, 75-89
1/23/16	Duke	H	L, 78-88
3/7/15	Syracuse	H	W, 71-57
1/11/15	Duke	H	W, 87-75
1/18/14	Duke	A	L, 60-95
2/2/13	Miami	H	L, 78-79
3/16/12	Georgetown (NCAA)	N	W, 66-63
1/3/09	Florida	A	L, 66-68
3/1/08	Duke	H	L, 86-87
3/19/06	Texas (NCAA)	N	L, 54-75
3/17/06	California (NCAA)	N	W, 58-52
3/4/06	Wake Forest	A	L, 63-76
2/25/06	Boston College	H	L, 72-74 (2ot)
3/25/05	Wisconsin (NCAA)	N	L, 56-65
3/20/05	Connecticut (NCAA)	N	W, 65-62
3/18/05	Charlotte (NCAA)	N	W, 75-63
3/21/04	Vanderbilt (NCAA)	N	L, 73-75
3/19/04	La.-Lafayette (NCAA)	N	W, 61-52
3/6/04	Wake Forest	A	W, 81-70
3/20/03	California (NCAA)	N	L, 74-76 (ot)
2/22/03	Duke	A	L, 68-79
3/17/02	Connecticut (NCAA)	N	L, 74-77
3/15/02	Michigan St. (NCAA)	N	W, 69-58
3/2/02	Wake Forest	A	L, 71-83
2/3/01	Syracuse	H	L, 53-54
3/16/91	Oklahoma St. (NCAA)	N	L, 64-73
3/14/91	Southern Miss (NCAA)	N	W, 114-85
2/16/91	Connecticut	A	W, 60-59
1/6/90	Temple	N	W, 74-71
3/24/89	Georgetown (NCAA)	N	L, 61-69
3/19/89	Iowa (NCAA)	N	W, 102-96 (2ot)
3/17/89	South Carolina (NCAA)	N	W, 81-66
1/7/89	Temple	H	W, 71-59
3/18/88	Murray State (NCAA)	N	L, 75-78
3/13/87	Florida (NCAA)	N	L, 70-82
3/23/86	Kansas (NCAA)	N	L, 67-75
3/21/86	Iowa State (NCAA)	N	W, 70-66
3/16/86	Ark-Little Rock (NCAA)	N	W, 81-66 (2ot)
3/14/86	Iowa (NCAA)	N	W, 66-64
12/7/85	Kansas	N	L, 56-71

ABC (4-14)

Date	Opponent	Site	Result
1/31/09	North Carolina	H	L, 76-93
3/3/07	Maryland	A	L, 59-79
2/3/07	North Carolina	H	W, 83-79
1/20/07	Duke	H	L, 56-79
2/18/06	Virginia Tech	A	W, 70-64
3/8/03	Wake Forest	H	L, 72-78
2/15/03	Temple	A	L, 54-76
2/11/01	Duke	A	L, 75-101
1/21/01	Maryland	H	L, 61-75
2/19/00	Duke	H	L, 66-71
2/21/99	Tulane	H	W, 74-60
3/1/98	Wake Forest	A	L, 57-71
2/8/98	Duke	H	L, 49-65
2/11/96	Arizona St.	N	W, 89-69
2/20/94	Duke	A	L, 58-85
2/21/93	Duke	H	L, 82-91
2/16/92	Duke	H	L, 63-71
12/19/87	Kansas	H	L, 67-740

ESPN (67-79)

Date	Opponent	Site	Result
3/14/19	Virginia (ACC)	N	L, 56-76
3/13/19	Clemson (ACC)	N	W, 59-58
2/16/19	Duke	A	L, 78-94
1/8/19	North Carolina	H	L, 82-90
3/7/18	Boston College (ACC) *	N	L, 87-91
3/3/18	Louisville	H	W, 76-69

2/3/18	Notre Dame	H	W, 76-58	2/10/99	Maryland	H	L, 50-63
1/11/18	Clemson	H	W, 78-77	1/16/99	North Carolina	H	L, 56-59
1/6/18	Duke	H	W, 96-85	12/5/98	Duke	A	L, 69-89
2/25/17	Virginia	H	L, 55-70	3/17/98	Georgia†	H	L, 55-61
2/18/17	Notre Dame	H	L, 72-81	3/6/98	North Carolina (ACC) *	N	L, 46-73
1/23/17	Duke	A	W, 84-82	3/5/98	Florida State (ACC)	N	W, 65-63
1/8/17	North Carolina	A	L, 56-107	2/26/98	Clemson	H	L, 72-77
3/9/16	Duke (ACC) *	N	L, 89-92	1/21/98	North Carolina	H	L, 60-74
2/15/16	Virginia	A	L, 53-73	1/10/98	Maryland	H	L, 65-68
2/6/16	Duke	A	L, 80-88	1/7/98	Duke	A	L, 50-64
1/16/16	North Carolina	A	L, 55-67	11/12/97	Princeton	N	L, 36-38
3/12/15	Duke (ACC) *	N	L, 77-53	3/17/97	West Virginia†	H	L, 73-76
3/11/15	Pittsburgh (ACC) *	N	W, 81-70	3/12/97	SW Missouri St.(NIT)	H	W, 77-66
3/15/14	Duke (ACC) *	N	L, 67-75	3/9/97	North Carolina (ACC) *	N	L, 54-64
3/14/14	Syracuse (ACC) *	N	W, 66-63	3/8/97	Maryland (ACC) *	N	W, 65-58
3/13/14	Miami (ACC) *	N	W, 67-58	3/7/97	Duke (ACC) *	N	W, 66-60
11/12/13	Cincinnati	A	L, 57-68	3/6/97	Georgia Tech (ACC)	N	W, 60-46
3/16/13	Miami (ACC)	N	L, 71-81	12/7/96	Wake Forest	H	L, 45-53
2/23/13	North Carolina	A	L, 65-76	3/8/96	Georgia Tech (ACC) *	N	L, 88-73
1/26/13	North Carolina	H	W, 91-83	3/7/96	Florida State (ACC)	N	W, 80-65
1/12/13	Duke	H	W, 84-76	2/22/96	Maryland	H	L, 84-86
12/4/12	Connecticut	N	W, 69-65	1/27/96	Clemson	A	W, 64-61
11/27/12	Michigan	A	L, 72-79	12/29/95	Missouri	N	W, 87-68
3/8/12	Boston College (ACC)!	N	W, 78-57	12/28/95	Massachusetts	N	L, 68-87
1/26/12	North Carolina	A	L, 55-74	3/9/95	Duke (ACC)	N	L, 70-83
2/5/11	Duke	A	L, 52-76	1/28/95	Clemson	H	L, 55-60
1/29/11	North Carolina	A	L, 64-84	1/7/95	Virginia*	H	L, 65-76
1/19/11	Duke	H	L, 78-92	1/4/95	North Carolina	H	W, 80-70
3/13/10	Georgia Tech (ACC) *	N	L, 54-57	3/10/94	Clemson (ACC)	N	L, 63-76
2/13/10	North Carolina	A	L, 61-74	2/9/94	Virginia	H	W, 67-54
2/20/08	North Carolina	H	L, 70-84	3/11/93	Maryland (ACC)	N	L, 55-76
2/14/08	Boston College	A	L, 65-82	2/11/93	Virginia	A	L, 66-75
1/12/08	North Carolina	A	L, 62-93	1/21/93	Duke	A	L, 56-92
11/28/07	Michigan State	A	L, 58-81	12/16/92	Princeton	A	L, 41-50
3/20/07	West Virginia (NIT)	A	L, 66-71	12/5/92	Connecticut	H	L, 74-81
3/11/07	North Carolina (ACC) *	N	L, 80-89	3/13/92	Florida State (ACC) *	N	L, 83-93
3/10/07	Virginia Tech (ACC) *	N	W, 72-64	1/29/92	Wake Forest	A	L, 73-86
3/9/07	Virginia (ACC) *	N	W, 79-71	1/22/92	North Carolina*	H	W, 99-88
3/8/07	Duke (ACC) *	N	W, 85-80 (ot)	12/18/91	Princeton	H	L, 47-50 (ot)
3/10/06	Wake Forest* (ACC) *	N	L, 71-82	12/2/91	Pittsburgh	N	W, 78-77
1/18/06	Duke	A	L, 68-81	3/9/91	Duke (ACC) *	N	L, 72-93
3/12/05	Duke (ACC) *	N	L, 69-76	3/8/91	Georgia Tech (ACC) *	N	W, 82-68
3/11/05	Wake Forest (ACC) *	N	W, 81-65	2/23/91	Virginia*	H	W, 83-76
3/10/05	Florida State (ACC) *	N	W, 70-54	2/20/91	Duke	A	L, 65-72
2/10/05	Wake Forest	A	L, 75-86	2/6/91	North Carolina*	H	W, 97-91
2/3/05	North Carolina	A	L, 71-95	1/2/91	Clemson	H	W, 74-70
1/13/05	Duke	H	L, 74-86	12/4/90	Syracuse	A	L, 79-86
3/13/04	Maryland (ACC) *	N	L, 82-85	2/21/90	Duke*	H	W, 76-71
3/12/04	Florida State* (ACC)	N	W, 78-71	2/17/90	Georgia Tech*	H	L, 92-95 (2ot)
2/25/04	Georgia Tech	H	W, 79-69	2/7/90	North Carolina	A	W, 88-77
1/28/04	North Carolina	A	L, 66-68	1/31/90	Virginia	H	W, 84-58
3/16/03	Duke (ACC) *	N	L, 77-84	1/24/90	Duke	A	L, 82-85 (ot)
3/15/03	Wake Forest (ACC) *	N	W, 87-83	1/18/90	Wake Forest	A	W, 61-57
3/14/03	Georgia Tech (ACC) *	N	W, 71-65	1/3/90	Clemson	H	W, 79-77
2/9/03	Virginia	A	L, 58-61	12/5/89	St. John's	N	W, 67-53
1/2/03	Massachusetts	A	L, 56-68	11/17/89	DePaul^	A	L, 63-70
12/17/02	Gonzaga	N	L, 70-79	11/15/89	Richmond^	H	W, 57-48
3/10/02	Duke (ACC) *	N	L, 61-91	3/2/89	Maryland	H	W, 94-77
3/9/02	Maryland (ACC) *	N	W, 86-82	2/23/89	Duke	A	L, 65-86
3/8/02	Virginia (ACC) *	N	W, 92-72	2/18/89	Georgia Tech	A	W, 71-69
2/14/02	Duke	A	L, 71-108	2/9/89	North Carolina	H	W, 98-88
1/26/02	Temple	H	W, 80-61	1/26/89	Duke	H	W, 88-73
3/9/01	Duke* (ACC)	N	L, 61-76	1/5/89	Clemson	A	W, 73-65
2/28/01	North Carolina	A	L, 63-76	3/3/88	Maryland	H	W, 74-68
2/7/01	Virginia	H	W, 90-80	2/27/88	Virginia	A	W, 64-63
1/31/01	Wake Forest	A	L, 69-74 (ot)	2/20/88	Georgia Tech	H	L, 84-87
1/10/01	Duke	H	L, 78-84	2/18/88	Clemson	A	W, 88-63
3/28/00	Wake Forest (NIT)	N	L, 59-62 (ot)	2/11/88	North Carolina	A	L, 73-75 (ot)
3/21/00	Arizona State (NIT)	H	W, 60-57	2/6/88	Duke	A	W, 77-74
3/11/00	Maryland (ACC) *	N	L, 61-64	1/16/88	Georgia Tech	A	W, 76-74
3/10/00	Virginia (ACC) *	N	W, 76-65	2/19/87	Duke	A	L, 50-65
2/12/00	Virginia	A	L, 82-88	1/3/87	Maryland	H	W, 69-47
2/9/00	North Carolina	H	L, 62-70	2/27/86	Georgia Tech	A	L, 57-69
1/22/00	Georgia Tech	H	W, 66-58	11/30/86	Utah State	N	W, 94-82
3/6/99	Duke (ACC) *	N	L, 68-83	11/29/86	Iowa	N	L, 89-90 (ot)
3/5/99	Wake Forest (ACC) *	N	W, 66-52	11/28/86	Texas	N	W, 69-68



/// NC STATE ON TV (SINCE 1985-86)

ESPN2 (40-51)

Date	Opponent	Site	Result
3/19/19	Hofstra (NIT)	H	W, 84-78
3/2/19	Florida State	A	L, 73-78
1/26/19	Virginia	H	L, 65-66 (ot)
12/19/18	Auburn	H	W, 78-71
12/1/18	Vanderbilt	N	W, 80-65
11/27/18	Wisconsin	A	L, 75-79
11/24/17	Tennessee	N	L, 58-67
11/23/17	Northern Iowa	N	L, 60-64
3/7/17	Clemson (ACC)	N	L, 61-75
2/8/17	Florida State	A	L, 71-95
2/1/17	Syracuse	H	L, 93-100 (ot)
3/8/16	Wake Forest (ACC)	N	W, 75-72
1/2/16	Virginia Tech	A	L, 68-73 (ot)
12/1/15	Michigan	H	L, 59-66
11/24/15	LSU	N	W, 83-72 (ot)
2/21/15	Virginia Tech	H	W, 69-53
2/14/15	Louisville	A	W, 74-65
1/14/15	North Carolina	H	L, 81-79
1/7/15	Virginia	A	L, 61-51
12/20/14	West Virginia	N	L, 83-69
12/17/14	Tennessee	H	W, 83-72
2/1/14	North Carolina	A	L, 70-84
1/11/14	Virginia	H	L, 45-76
12/28/13	Missouri	H	L, 64-68
3/15/13	Virginia (ACC)	N	W, 75-56
3/9/13	Florida State	A	L, 67-71
2/19/13	Florida State	H	W, 84-66
2/16/13	Virginia Tech	H	W, 90-86 (ot)
1/29/13	Virginia	A	L, 55-58
1/16/13	Maryland	A	L, 50-51
1/5/13	Boston College	A	W, 78-73
12/18/12	Stanford	H	W, 88-79
11/18/12	Oklahoma State	N	L, 56-76
11/16/12	Massachusetts	N	W, 94-76
11/15/12	Penn State	N	W, 72-55
1/28/12	Virginia	H	L, 60-61
12/17/11	Syracuse	H	L, 72-76
11/25/11	Indiana	H	L, 75-86
3/10/11	Maryland\$	N	L, 67-75
2/17/11	Clemson	H	W, 69-61
2/2/11	Virginia Tech	H	L, 69-77
12/4/10	Syracuse	A	L, 59-65
12/1/10	Wisconsin	A	L, 48-87
3/12/10	Florida State (ACC)#	N	W, 58-52
1/23/10	Maryland	A	L, 64-88
3/12/09	Maryland\$	N	L, 69-74
1/31/08	Duke#	A	L, 72-92
1/23/08	Georgia Tech	H	L, 74-77
11/25/07	Villanova	N	W, 69-68
11/23/07	South Carolina	N	W, 63-61
11/22/07	Rider	N	W, 72-63
2/14/07	Maryland	H	L, 70-85
11/27/06	Michigan	H	W, 74-67
1/7/06	North Carolina	A	L, 69-82
11/30/05	Iowa	A	L, 42-45
11/29/04	Purdue	H	W, 60-53
1/20/04	Boston College	A	L, 65-66 (ot)
1/7/04	BYU	H	W, 89-62
12/2/03	Michigan	A	L, 61-68
3/5/03	Clemson	A	W, 63-60
2/6/03	Wake Forest	A	L, 58-73
1/16/03	Boston College	H	L, 81-93
12/4/02	Northwestern	H	W, 74-49
2/6/02	Virginia	H	W, 85-68
1/30/02	Wake Forest	H	L, 81-82
12/8/01	Syracuse	A	W, 82-68
11/27/01	Ohio State	A	L, 50-64
1/28/01	North Carolina#	H	L, 52-60
1/25/01	Florida State	A	W, 84-81 (ot)
11/29/00	Penn State	H	W, 84-76
2/24/00	Georgia Tech	A	L, 63-66
1/29/00	Arizona State	H	W, 79-68
1/6/00	Maryland	H	W, 68-66
12/1/99	Purdue	A	W, 61-59
11/19/99	Georgia	H	W, 67-63
2/24/99	Florida State	H	W, 71-63
1/30/99	Duke#	H	L, 61-80
1/14/99	Virginia	H	W, 82-72
2/21/98	North Carolina#	A	W, 86-72
11/11/97	Georgia	N	W, 47-45
1/25/97	Georgia Tech#	A	L, 53-54

1/12/97	Maryland#	H	L, 59-68
2/25/96	Georgia Tech#	A	L, 83-92 (ot)
2/17/96	Duke	A	L, 76-79 (ot)
1/20/96	Maryland#	A	L, 74-77 (ot)
1/13/96	Florida State#	H	W, 71-65
1/6/96	Virginia#	A	L, 69-73
2/18/95	Duke#	H	W, 84-79
3/5/94	Wake Forest#	H	W, 71-63
2/5/94	North Carolina#	H	L, 64-77
1/29/94	Clemson#	A	L, 73-95

ESPNU (45-21)

Date	Opponent	Site	Result
3/27/19	Lipscomb (NIT)	H	L, 93-94
3/24/19	Harvard (NIT)	H	W, 78-77
2/24/19	Wake Forest	H	W, 94-74
1/3/19	Miami	A	W, 87-82
12/15/18	Penn State	N	W, 89-78
2/25/18	Florida State	H	W, 92-72
1/14/18	Virginia	A	L, 51-68
11/29/17	Penn State	H	W, 85-78
1/17/17	Pittsburgh	H	W, 79-74
1/15/17	Georgia Tech	H	L, 76-86
12/15/16	Appalachian State	H	W, 97-64
11/29/16	Illinois	A	L, 74-88
1/10/16	Wake Forest	A	L, 74-77
1/6/16	Louisville	H	L, 72-77
12/13/15	South Florida	A	W, 65-46
11/15/15	South Alabama	H	W, 88-70
1/25/15	Notre Dame	H	W, 81-78 (ot)
12/30/14	Cincinnati	H	L, 76-60
12/6/14	Wake Forest	H	W, 78-65
12/2/14	Purdue	A	L, 66-61
3/14/13	Virginia Tech (ACC)%	N	W, 80-63
3/3/13	Georgia Tech	A	W, 70-57
1/20/13	Clemson	H	W, 66-62
3/9/14	Boston College	H	W, 78-68
3/3/14	Pittsburgh	A	W, 71-64
2/18/14	Clemson	A	L, 73-56
2/11/14	Wake Forest	H	W, 82-67
1/26/14	Georgia Tech	H	W, 80-78 (ot)
1/20/14	Maryland	A	W, 65-56
12/18/13	Tennessee	H	W, 65-58
12/4/13	Northwestern	H	W, 68-47
12/31/12	UNC Greensboro	H	W, 89-68
12/29/12	Western Michigan	H	W, 84-68
3/10/12	North Carolina (ACC)%	N	L, 67-69
3/9/12	Virginia (ACC)%	N	W, 67-62
3/4/12	Virginia Tech	A	W, 70-58
1/8/12	Maryland	H	W, 79-74
1/11/11	Boston College	A	L, 66-75
11/21/10	Georgetown	N	L, 67-82
11/19/10	George Mason	N	W, 78-65
3/20/10	UAB (NIT)	A	L, 52-72
3/16/10	USF (NIT)	A	W, 58-57
2/10/10	Virginia Tech	H	L, 52-72
2/3/10	Virginia	A	L, 47-59
12/1/09	Northwestern	H	L, 53-65
3/4/09	Boston College	H	W, 74-69
1/27/09	Miami	H	W, 84-81 (ot)
1/13/09	Florida State	H	L, 65-78
12/22/08	Marquette	H	L, 65-68
2/27/08	Florida State	H	L, 62-72
2/5/08	Virginia Tech	H	W, 73-63
3/13/07	Drexel (NIT)	A	W, 63-56
2/28/07	Wake Forest	H	W, 73-66
1/2/07	UNC Greensboro	H	W, 95-93 (ot)
12/30/06	UNC Wilmington	H	W, 71-52
12/28/06	East Carolina	H	W, 64-57
12/23/06	Cincinnati	A	L, 71-80
2/15/06	Florida State	H	W, 88-64
2/8/06	Miami	A	W, 86-77 (2ot)

RSN (19-10)

Date	Opponent	Site	Result
3/9/19	Boston College	A	W, 73-47
3/6/19	Georgia Tech	H	L, 61-63
2/20/19	Boston College	H	W, 89-80 (ot)
12/22/18	USC Upstate	H	W, 98-71
11/20/18	Saint Peter's	H	W, 85-57
11/10/18	Maryland-Eastern Shore	H	W, 95-49
2/20/18	Boston College	H	W, 82-66
2/7/18	Virginia Tech	A	L, 75-85

1/24/18	Pittsburgh	A	W, 72-68
12/30/17	Clemson	A	L, 62-78
12/22/17	Jacksonville	H	W, 116-64
12/16/17	UNCG	H	L, 76-81
12/2/17	South Carolina State	H	W, 103-71
2/11/17	Wake Forest	A	L, 58-88
1/11/17	Boston College	A	L, 66-74
12/31/16	Miami	A	L, 63-81
12/10/16	Tennessee State	H	W, 67-55 (ot)
3/2/16	Boston College	H	W, 73-72
2/13/16	Wake Forest	H	W, 99-88
12/29/15	Northeastern	H	W, 72-66
12/5/15	Bucknell	H	W, 99-86
3/3/15	Clemson	A	W, 66-61
2/28/15	Boston College	A	L, 79-63
12/14/14	Wofford	H	L, 55-54
12/12/14	Charleston Southern	H	W, 86-50
11/20/14	Jacksonville	H	W, 79-43
1/22/13	Wake Forest	A	L, 84-86
12/8/12	Cleveland State	H	W, 80-63
2/29/12	Miami	H	W, 77-73
1/11/12	Georgia Tech	H	L, 71-82

TBS (2-3)

Date	Opponent	Site	Result
3/15/18	Seton Hall (NCAA)	N	L, 83-94
3/27/15	Louisville (NCAA)	N	L, 75-65
3/21/15	Villanova (NCAA)	N	W, 71-68
3/19/15	LSU (NCAA)	N	W, 66-65
3/22/13	Temple (NCAA)	N	L, 72-76

TNT (0-2)

Date	Opponent	Site	Result
3/20/14	Saint Louis (NCAA)	N	L, 80-83 (ot)
3/23/12	Kansas (NCAA)	N	L, 57-60

TRU TV (2-0)

Date	Opponent	Site	Result
3/18/14	Xavier (NCAA)	N	W, 74-59
3/16/11	San Diego St. (NCAA)	N	W, 79-65

- ^ Preseason NIT
- * Split between ESPN/Raycom
- # Split between ESPN2/Raycom
- ! Split between ESPN/ACCN
- % Split between ESPNU/ACCN



2019
2020

SCHEDULE

- OCT. 27 - MOUNT OLIVE (EXH.) - 2 PM
- NOV. 5 - GEORGIA TECH - 8:30 PM
- NOV. 10 - DETROIT MERCY - 4 PM
- NOV. 13 - FIU - 9 PM
- NOV. 16 - ST. FRANCIS BROOKLYN[^] - TBD
- NOV. 19 - ALCORN STATE[^] - 7 PM
- NOV. 23 - LITTLE ROCK* - 1 PM
- NOV. 28 - MEMPHIS* (BROOKLYN, NY) - 4 PM
- DEC. 4 - WISCONSIN% - 9:15 PM
- DEC. 7 - @ WAKE FOREST - TBD
- DEC. 15 - @ UNCG - 3 PM
- DEC. 19 - @ AUBURN - 9 PM
- DEC. 22 - THE CITADEL - 6 PM
- DEC. 29 - APPALACHIAN STATE - 4 PM
- JAN. 4 - @ CLEMSON - 12 PM
- JAN. 8 - NOTRE DAME - 7 PM
- JAN. 11 - @ VIRGINIA TECH - 2 PM
- JAN. 15 - MIAMI - 7 PM
- JAN. 18 - CLEMSON - 2 PM
- JAN. 20 - @ VIRGINIA - 7 PM
- JAN. 25 - @ GEORGIA TECH - 4 PM
- JAN. 27 - NORTH CAROLINA - 7 PM
- FEB. 1 - LOUISVILLE - 2 PM
- FEB. 5 - @ MIAMI - 8:30 PM
- FEB. 11 - @ SYRACUSE - 7 PM
- FEB. 16 - @ BOSTON COLLEGE - 6 PM
- FEB. 19 - DUKE - 9 PM
- FEB. 22 - FLORIDA STATE - 4 PM
- FEB. 25 - @ NORTH CAROLINA - 9 PM
- FEB. 29 - PITT - 12 PM
- MAR. 2 - @ DUKE - 7 PM
- MAR. 6 - WAKE FOREST - 7 PM
- MAR 10-14 - ACC TOURNAMENT (GREENSBORO, NC) - TBA
- MAR. 17 - APR. 6 - NCAA TOURNAMENT - TBA

[^] PLAYED IN REYNOLDS COLISEUM

* BARCLAYS CENTER CLASSIC

% BIG TEN/ACC CHALLENGE

All home games in bold are played at  unless noted. Dates and times (ET) are subject to change. For tickets, visit GoPack.com/MBBTickets.