



CONFÉDÉRATION  
ORNITHOLOGIQUE  
MONDIALE

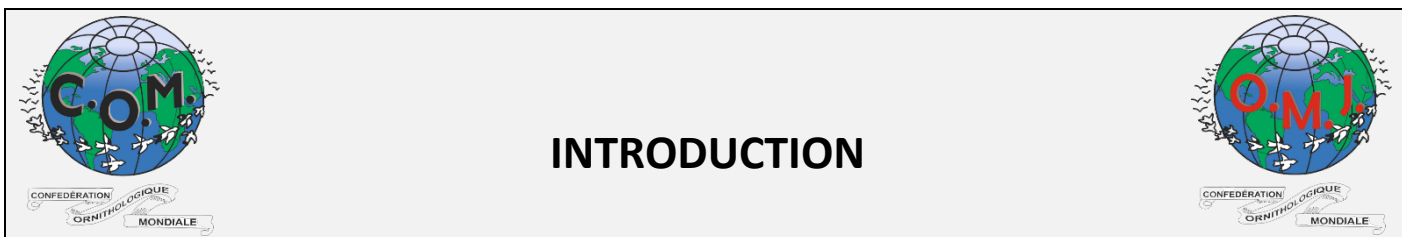


CONFÉDÉRATION  
ORNITHOLOGIQUE  
MONDIALE

# STANDARDS O.M.J./C.O.M. TYPE CANARIES

Property of C.O.M. / O.M.J. – Reproduction strictly prohibited /  
Istanbul December 2021 Congress OMJ section E1/ E2





At the initiative of the Interim President of the O.M.J. Jean Pierre Rotzetter, under the direction of interim responsible Jorge Quintas, a meeting of expert judges of type canaries was held. The following countries were physically present: Italy, Portugal, the Netherlands, Uruguay, Spain and Serbia. By ZOOM: France, Brazil and the United Kingdom. Germany was represented by a written vote sent before the meeting. These 10 countries met in special conditions imposed by the covid 19 pandemic, on December 3, 2021 in Istanbul (Turkey) to establish the update of these standards:

## **STANDARDS O.M.J. / C.O.M. OF TYPE CANARIES**

**The work they have done has allowed us to establish this document, which must be an important reference for all O.M.J. judges and for all breeders.**

We hope that it will allow good harmonization among all member countries.

Next update planned for 2022

**Interim President of O.M.J.**

**Jean-Pierre Rotzetter**

**Interim responsables - Section E**

**Jean Verbelen  
Jorge Quintas**



**The elaboration of a standard is a work that involves the collaboration of a large team worldwide, for which OMJ is grateful for its collaboration.**

**English translation by : Barbara Rosario (USA), Albert Zomer (NL) and Jorge Quintas (PT).**

**The reproduction and use of all or part of these documents is prohibited without the authorization of their authors and the COM/OMJ (photos and text).**

**Only this version is recognized by the COM. All earlier versions are obsolete.**



## Table of Contents

• <b>STANDARDS O.M.J. / C.O.M. OF TYPE CANARIES</b> .....	3
• Smooth Feathers.....	7
• Section E1.....	7
• Frills.....	8
• Section E2.....	8
• Generalities and Judgement.....	9
• Variety.....	9
• Colors.....	10
• Shape and Size.....	13
• Plumage.....	14
• Maintenance and Position.....	15
• Condition, Well-being and Impression.....	16
• Stamm Definition.....	16
• <b>Harmony</b> .....	18
• <b>Criteria for Non Judgement</b> .....	19
• Criteria for Wrong Class.....	19
• <b>Criteria for Disqualification</b> .....	20
• BREED AND COUNTRY OF ORIGIN.....	21
• ENGLAND.....	21
• ITALY.....	22
• SPAIN.....	22
• GERMANY.....	22
• FRANCE.....	23
• SWITZERLAND.....	23
• BELGIUM.....	23
• JAPAN / BELGIUM.....	23
• PORTUGAL.....	23
• <b>STANDARDS O.M.J. / C.O.M. OF TYPE CANARIES</b> .....	24
• <b>E1</b> .....	24
• Portuguese Harlequin.....	25
• German Crest (Deutsche Haube).....	29
• Irish Fancy.....	34
• Lizard.....	38
• Gloster.....	43
• Crested/Crestbred.....	47
• Norwich.....	51
• Border.....	55
• Fife Fancy.....	60
• Japanese Hoson.....	64
• Raza Española.....	68
• Scotch Fancy.....	72
• Bernois.....	76
• Belgian Bossu.....	80
• Llarguet Español.....	84
• Lancashire (Cobby/Plainhead).....	88
• Münchener.....	92
• Rheinländer.....	96



- Salentino ..... 100
- Yorkshire ..... 104
- **STANDARDS O.M.J. / C.O.M. OF TYPE CANARIES** ..... 108
- **E2** ..... 108
- Frills - Section E2 ..... 109
- Gibber Italicus ..... 111
- Giboso Español ..... 115
- Giraldillo Sevillano ..... 119
- South Frill ..... 123
- Swiss Frill ..... 127
- Mélado Tinerfeño ..... 131
- Fiorino ..... 135
- AGI (Arricciato Gigante Italiano) ..... 139
- North Frill ..... 143
- Parisian Frill ..... 147
- Mehringer ..... 151
- Padovan ..... 155
- Rogetto ..... 159



# Smooth Feathers

## Section E1

- 1) Portuguese Harlequin
  - Crested (Poupa)
  - Non-Crested (Par)
- 2) Bernois
- 3) Border
- 4) Belgian Bossu
- 5) Crest
  - Crested
  - Crestbred
- 6) Fife Fancy
- 7) Gloster
  - Corona
  - Consort
- 8) Japanese Hoso
- 9) German Crest
- 10) Irish Fancy
- 11) Lancashire
  - Crested (Copy)
  - Non-Crested (Plainhead)
- 12) Lizard
  - Blue (white ground)
  - Golden (intensif, intensif red)
  - Silver (non-intensive, non-intensive red)
- 13) Llarguet Español
- 14) Münchener
- 15) Norwich
- 16) Raza Española



- 17) Rheinländer
  - Crested
  - Non-Crested
- 18) Scotch Fancy
- 19) Salentino
  - Crested
  - Non-Crested
- 20) Yorkshire

**New breeds in recognition**

Benacus, London Fancy, Persian Rasmi

## Frills Section E2

- 1) A.G.I.
- 2) Fiorino
  - Crested
  - Non-Crested
- 3) Parisian Frill
- 4) Swiss Frill
- 5) South Frill
- 6) North Frill
- 7) Gibber Italicus
- 8) Giboso Español
- 9) Giraldillo Sevillano
- 10) Mehringer
- 11) Mélado Tinerfeño
- 12) Padovano
  - Crested
  - Non-Crested
- 13) Rogetto





## Generalities and Judgement

Section E – Type canaries, bred by the owner

### Variety

- White background
- 100% Lipochrome
- Variegated Lipochrome
- 100 % Melanin
- Variegated Melanin

**Except for :**

**Cinnamon Class :** When existing, all cinnamon must go inside it, including variegated or melanine, intensive or non intensive unless existing intensive class, crest or non crest without white ground. ***Also includes all other different melanine : agate, isabel, pastel, jaspe, satinette, phaeo etc., without white ground.***

**Lancashire** (only lipochrome)

White (melanin accepted in the crest)

Yellow (melanin accepted in the crest)

**Lizard** (only melanin)

Blue (white ground)

Gold (yellow intensive and red intensive ground)

Silver (yellow non-intensive and red non-intensive ground)

**Rheinländer** (only lipochrome)

White (melanin accepted in the crest)

Yellow (melanin accepted in the crest)

Red (melanin accepted in the crest)

**Portuguese Harlequin** (red mosaïque factor, mandatory variegated)

**German Crest**

Same as colour canaries (melanin accepted only in the crest for the lipochromes).



## Colors

<i>Red Factor allowed</i>	<i>Red factor not allowed</i>
AGI	
Portuguese Harlequin	Bernois
Fiorino	Border Fancy
North Frill	Belgian Bossu
Parisian Frill	Crestbred
South Frill	Crested
Gibber Italicus	Fife Fancy
Giboso Español	Swiss Frill
Giraldillo Sevillano	Gloster Consort
German Crest	Gloster Corona
Japanese Hoso	Irish fancy
Lizard	Lancashire
Llarguet Español	Münchener
Mehringer	Scotch Fancy
Mélado Tinerfeño	
Norwich	
Padovan	
Rheinländer	
Rogetto	
Salentino	
Yorkshire	
Raza Española	

### Characteristics

Typical color of the variety according to the standard.



## **Pigment analysis (from the poephila monograph)**

Considering that color is not a physical property of the objects around us, but rather a decoding of our brain that receives and processes certain information from the environment (electromagnetic waves that affect the field of view).

In fact, each of us distinguishes the different chromatic tones thanks to our entire visual system perceiving the range of reflected waves in space that determine the spectrum of vision.

Therefore, before analyzing this part of the judgment sheet, it is essential, both for a correct evaluation of the subjects, to understand the genetic mechanism of their mutations, and to know that the coloration is given by the pigments and the special structure of the plumage.

The pigments are distinguished in:

➤ **Lipochromes**, which attributes coloration by means of carotenoids acquired from the diet:

- Astaxanthine red color
- Lutein yellow color


➤ **Melanins**, which in turns are distinguished by :

- Eumelanin, which attributes to the plumage, depending on the concentration, the colors that go from black to dark brown;
- Pheomelanin, which attributes to the plumage, depending on the concentration, the colors that range from rust to yellow.

### **Lipochrome**

Lipochromes are fatty pigments, which are generated in the bird, according to their diet, are deposited in the feathers, giving them their relative specific color. They are soluble in oils and fats. This dye is also observed in vegetables and called carotenoid, it gives rise to the yellow and red colors of the feathers. Different tones of lipochrome, depending on the concentration of it on the pen, generate precise gradations on the interested parts.





## Melanin

Melanins are the other major group of pigments that give color to animals. It is a dark pigment, which is found in some cells of the body of animals. The main biological function is to protect individuals from ultraviolet rays, absorbing harmful radiation and transforming energy into harmless heat through a process called ultrafast internal conversion. This property allows melanin to dissipate more than 99.9% of the radiation absorbed by heat. These pigments are produced by the body, unlike lipochromes which are incorporated according to their diet.

### Black eumelanin

Black eumelanin is a pigment present in all species of their ancestral variety. As the name suggests, it gives the bird black tones, provided that the feathers have a normal structure that allows them to absorb all the light waves they receive. As in lipochromes, black eumelanin can have infinite shades depending on the degree of presence in the feather. The more concentrated the pigment, the more black, intense and shiny tones will be obtained.



All feathers have the keratin layer, which covers the central area of the feather, where melanic pigments are located.

### Brown Eumelanin

Brown eumelanin is given by a mutation. This mutation causes an alteration of the enzymes involved in the process of melanogenesis, reason why they are verified changes in it and the ancestral black eumelanin, becomes brown.

By itself, this pigment has the same characteristics as black eumelanin. The only variation is the tone it will bring to the bird's plumage. Similarly, under the normal structure of the feather will produce brown and/or brown shades.



As with black eumelanin in brown we can find infinite amounts of shades, which vary from the lightest to the darkest depending on the degree of concentration of the pigment that the feather possesses, ranging from very dark brown in cases of high concentration and tone, to light beige or cream in areas of great dispersion.

## **Pheomelanin**

Pheomelanin, like black eumelanin, is found in almost all birds in their ancestral (classical) form.

It is the most interesting pigment to analyze given the wide range of shades it offers us depending on the degree of concentration, but mainly because unlike the pigments already considered (shades and tones in the same color range) pheomelanin has different colors (ochre yellow, rusty red, light brown, etc.) and each of them with a minor or major degree of expression, depending on the concentration of the pigment on large feathers and / or small feathers (example of small feathers, chest and back).

As well as the effect of light waves first absorbed by the feather and then refracted.





## **Shape and Size**

### **Characteristics**

Typical shape and size of the variety according to the standard.

### **Penalizing defects that do not correspond to the standard of the breed:**

- Size : smaller or larger
- Head : flat or too small, or on the contrary too large and heavy in proportion with the body
- Back : concave or convex not corresponding to the standard of the breed
- Chest : flat or narrow or prominent and massive
- Trunk : too thin or too massive
- Legs : too long with a thin tibia and visible thighs, or too short or covered with plumage from the abdomen.

<b>Way of measuring the size of a canary</b>	
For breeds of normal position, are measured by the existing distance between the top of the head and the tip of the tail.	
For breeds with angular position, it is the sum of the lengths from the tip of the beak to the highest part of the shoulders plus the length of this part of the shoulders to the tip of the tail.	
For elliptical breeds, it is the sum of the lengths formed from the tip of the beak to the shoulders, from there to the base of the tail and from there to the tip of the tail.	
For “bowed” breeds it is the length of the arc from the top of the head to the tip of the tail.	

## Plumage

### Characteristics

The plumage consists of feathers and quills. It should be complete, intact, uniform, smooth, compact, tight and shiny (Except for frills canaries).

The feathers will have to overlap each other like well-ordered tiles.

The tail and wings should be compact, closed and intact.

**Penalizing defects that do not correspond to the standard of the breed:**

- Plumage too long and abundant, making the mantle less compact.
- Plumage too abundant on the flanks, eyebrows too bushy and marked.
- Split in the throat and on the chest
- Loose plumage on one or both flanks, abdomen or chest
- Rooster feathers (except in some frill canaries and the Crest)
- Back with feathers that tend to separate
- Short and sparse plumage (except in Gibber, Giboso and Giraldillo)
- Not finished moult
- Remiges and rectrices not uniform (with regrowing feathers)
- Broken remiges and rectrices (wings and tail)
- Wing feathers not complete and not uniformly in-line
- Fan or/and swallow tail are considered "serious defects"

## Maintenance and Position

Attitude and position of the bird, in movement, not amorphous.

### Characteristics

By position, we mean the attitude of the body of the subject and how it presents itself on the perch in the cage.

So the form and position, often compare and influence each other. A canary in which the form leaves something to be desired will hardly have a good position and vice versa. Excellent form can be summarized as: strength, pride and vivacity.

### There are two types of penalty faults:

#### 1. Character

- Wild or restless
- Shy and fearful



## 2. Structural

- Wings carried too low and slack along the body
- Crossed wings
- Tail carried too low with a concave or convex tail body line, not corresponding to the standard

## Condition, Well-being and Impression

A bird will have a good impression if it presents itself clean and healthy.

### Condition of the bird :

- Short beak
- Nails taken care of
- Health of the bird

### Impression :

- Cleanliness of the cage
- Well-being of the bird

## Stamm Definition

To be recognized as a stamm of color canary or type canary, the 4 birds that form it will have to be of the same breed, variety and type and be absolutely identical between them at the level :

- **The background color, including the difference between intensive and non-intensive (or mosaic).**
- **The melanin color (classic or mutation have to be the same in the 4 birds).**
- **Sex (if visible dimorphism)**

In case of non-conformity, each bird will be judged normally, but no harmony will be awarded.

Only the total sum of points for the four birds will be recorded, but whatever the result, the stamm will not be awarded a medal.

In posture canaries, although the above mentioned basilar uniformity requirements are maintained, the following are accepted in stamm.

- **Lipochrome stamm :**
  - A stamm composed only of pure lipochrome birds (no melanin spots will be tolerated)
- **Melanin stamm :**
  - A stamm composed only of pure melanin birds (no lipochrome spots will be tolerated).





- **Variegated stamms :**
- All shapes of variegation are accepted in 1 stamm if the 4 birds presented have more or less the same proportions of variegation so that they look alike. (A stamm must be as uniform as possible).

*Exceptions are the Lancashire, the Rheinländer and the German Crested, where the melanin is limited in the crest. For melanin German Crest, they must be 100% melanin, including the crest.*

*The Lizard, where the location of the melanin is well defined on the body, beak and legs. In this case, the type of “cap” design must be respected: all with the “Clear or almost clear cap”, or all with the “broken cap”, or all with the “Non cap or almost non cap”.*

Melanin is accepted in the beak, feet, toes and nails of lipochromes except for German Crests. For lipochromic canaries the melanin plumage is limited to the crest.

**Will be accepted :**

**In stamm :**

- **Lipochrome stamm** : 100% lipochrome.
- **Melanin stamm** : 100% melanin.

Only melanin spots in lipochromes and lipochromic spots in melanins on legs, beak and nails will be accepted. The exception are the “German Crested” where the color is judged according to the criteria of the color canaries.

Lipochrome variegation in the crest of melanin crested canaries will be considered variegated canaries.

- **Variegated stamm :**

All forms of variegation are accepted in stamm, as long as all 4 birds have the same proportion of variegation. They must also have the same melanin and the same background color.

If melanin spots are only found in the crest of crested canaries, these will be considered as 100% lipochrome.

These rules are also valid for birds exhibited in individual classes.

## Harmony

### General considerations :

A stamm is composed of 4 (four) subjects which, as part of the competition, must be of the same phenotype "Type, Category, Variety, Sex".

If the judge does not find these considerations, he must in any case judge all the subjects, which will not be considered as a stamm and therefore will not give points of harmony to this stamm and will be excluded from the competition.

### Harmony: 6 points available.

The harmony of a stamm is defined by 6 points minus the difference between the subject with the highest points and the lowest points.

DESCRIPTION	Harmony Points
<b>Identical Points</b> Of the four subjects.	6
<b>Difference of 1 point</b> Between the subject with the highest points and the lowest points.	5
<b>Difference of 2 points</b> Between the subject with the highest points and the lowest points.	4
<b>Difference of 3 points</b> Between the subject with the highest points and the lowest points.	3
<b>Difference of 4 points</b> Between the subject with the highest points and the lowest points.	2
<b>Difference of 5 points</b> Between the subject with the highest points and the lowest points.	1
<b>Difference of 6 points or more</b> Between the subject with the highest points and the lowest points.	0

## Criteria for Non Judgement

### Criteria for Non judgement (NJ):

- Partial or total lack of a limb, one or more toes, one or more nails.
- Deformed foot(s), stiff toe(s).
- One-eyed or blind.
- Significant lack of rectrices and/or remiges.
- Presence of melanin feathers (except in the crest) in Lancashire, Rheinlander or in lipochrome German Crest.
- Presence of lipochrome feathers in the Lizard (except in the cap) or in the German Crest melanin.
- Presence of one or more white nails in a Lizard or in a Black German Crest melanin.
- Presence of artificial pigmentation in breeds where that is not allowed.
- Obvious presence of plumage cyst ("lumps").
- Atypical bird.
- Injured and/or sick subject.
- Any subject with combination of several breeds.
- Any cases not included or not provided for above will be submitted to the Control Commission.

## Criteria for Wrong Class

### Criteria for Wrong Class (Declassé - DC):

Any bird presented for judgment in the wrong class must be downgraded (DC). It will be necessary for the judge to indicate the right class in which the bird should have been registered.

The bird is judged on the basis of the criteria of the right class where it should have been registered.

The bird in this situation, even if it has an assigned rating, will not receive any award.

If one or more birds are in the wrong class in a stam, then they are not considered a stam.

All birds will be judged, there is no total rating referring to the stam nor the note of the harmony of the stam, there are only the individual notes of the birds (in the judgment sheet must be indicated the correct class of the bird/s registered incorrectly).

In the event that all the birds of the stam are of the same class and are incorrectly registered in another class, they actually constitute a stam and the final notation of the stam is added as well as the harmony, but they will be considered wrong class (DC).

In both cases, regardless of the final rating, no prize will be awarded to these birds.



## Criteria for Disqualification

Any indication in the bird or in the cage that is relevant to be understood as a situation of manipulation or attempt to identify that bird. The bird will not be judged and the acronym - DQ (disqualified) will be placed on the judgment sheet.

### Criteria for Disqualification (DQ):

- Whenever a sign or marking of a bird or of a cage is visible. For example: bird with more than one ring, absence of the ring, ring with irregularity (open, unofficial, etc.)
- Any exogenous alteration/manipulation of the bird that involves tampering with its characteristics influencing its competitiveness. For example, feathers handled, glued, cut and/or painted.

# BREED AND COUNTRY OF ORIGIN

## ENGLAND

<b>Scotch Fancy</b> 	<b>Border</b> 	<b>Fife Fancy</b> 
<b>Norwich</b> 	<b>Yorshire</b> 	<b>Gloster</b> 
<b>Crest</b> 	<b>Lancashire</b> 	<b>Irish Fancy</b> 
<b>Lizard</b> 		

## ITALY

<b>A G I</b> 	<b>Padovan</b> 	<b>Fiorino</b> 
<b>Gibber Italicus</b> 	<b>Il Salentino</b> 	<b>Rogetto</b> 

## SPAIN

<b>Raza Española</b> 	<b>Giboso Español</b> 	<b>Melado Tinerfeño</b> 
<b>Llarguet Español</b> 	<b>Giraldillo Sevillano</b> 	

## GERMANY

<b>Münchener</b> 	<b>German Crest</b> 	<b>Méhringer</b> 
<b>Rheinländer</b> 		

## FRANCE

Parisian Frill



North Frill



South Frill




## SWITZERLAND

Swiss Frill




Bernois



## BELGIUM

Belgian Bossu




## JAPAN / BELGIUM

Japanese Hosu



## PORTUGAL

Portuguese Harlequin



**STANDARDS O.M.J. / C.O.M. OF  
TYPE CANARIES  
E1**





## Portuguese Harlequin

### Standard

Points	Descriptions
<b>Body (shape) Chest/Wings 20</b>	Elongated body, slender with slightly visible shoulders. Chest slightly rounded. Back narrow, straight, in line with the tail. Long wings, well adhered to the body and without crossing or drooping.
<b>Crest / Head / Neck 15</b>	The Crest (Crested Harlequin) - triangular shape (2 angles behind and 1 virtual in front) radiating from a central point at the top of the cap and dropping, adherent and symmetrically, without covering the eyes and beak. Head (Non-crested Harlequin) – Head narrow, elongated, wider behind than in front. Strong and proportionate beak. Bright and clearly visible eyes. Well-defined and harmonious neck, making the head clearly stand out of the body.
<b>Size 15</b>	16 cm / 6.3 inches.
<b>Color 15</b>	Balanced variegated with the simultaneous presence of red and chalk white lipochrome, having bright red in the characteristic areas of the mosaic red factor. The resulting sexual dimorphism is characterized by a greater extension of red lipochrome in males than in females. Artificial colouring is mandatory.
<b>Position / Movement 15</b>	Erect and majestic position (60°). Body well raised and head raised. Cheerful birds with agile movements.
<b>Plumage 10</b>	Smooth, compact, silky and well adhered to the body.
<b>Legs and Tail 5</b>	Strong, long and slightly bent legs, preferably variegated. Well visible thighs. Tail long, narrow and slightly bifurcated at the end, preferably variegated.
<b>General Condition 5</b>	Perfect health and hygiene. Vivacity and good adaptation to the show cage.




**Technical drawing**



**Photographs**



# Judgement Sheet

 <p><b>C.O.M.</b> CONFÉDÉRATION ORNITHOLOGIQUE MONDIALE</p>	<h2 style="margin: 0;">JUDGEMENT SHEET</h2>	 <p><b>O.M.J.</b> CONFÉDÉRATION ORNITHOLOGIQUE MONDIALE</p>	
	<b>Exhibitor</b>  		
	<b>Breeder Number</b>	<b>Ring (s)</b>	<b>Country</b>
<h3 style="margin: 0;">Portuguese Harlequin</h3>			
<b>Description:</b>	Crested <input type="checkbox"/> Non crested <input type="checkbox"/>	<b>E</b>	<b>Class</b>
<b>Cage number</b>			
<b>Body / Chest / Wings</b>	<b>20</b>		
<b>Crest, Head and Neck</b>	<b>15</b>		
<b>Size</b> 16 cm / 6.3 inches	<b>15</b>		
<b>Color</b>	<b>15</b>		
<b>Position 60° / Movement</b>	<b>15</b>		
<b>Plumage</b>	<b>10</b>		
<b>Legs and Tail</b>	<b>5</b>		
<b>General Condition</b>	<b>5</b>		
<b>Total</b>	<b>100</b>		
<b>Observations :</b>	<b>Total</b>		
	<b>Harmony</b>		
	<b>Total of stamm</b>		
<b>Date :</b>	<b>Location :</b>		
<b>Judge :</b>	<b>Classification :</b>		

**Show Cage :**

Type B (color canary) with 2 round perches separated by 12 cm / 4.72 inches.

Diameter 12 mm / 0.47 of an inch.



**Red mosaic factor.**


**Artificial coloration mandatory.**

## German Crest (Deutsche Haube)

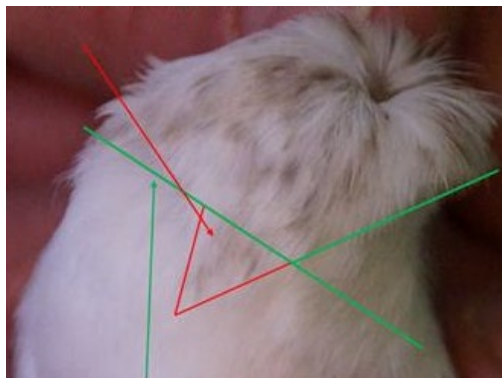
### Standard

Points	Descriptions
<b>Crest 30</b>	<p>The crest corresponds to the shape of the head, which is oval. It starts from a small and distinct central point.</p> <p>Seen from the side the crest partially covers the beak and extends to the nape of the neck.</p> <p>The passage of the crest into the plumage of the nape of the neck is smooth with no gap.</p> <p>The eyes remain visible.</p>
<b>Color 20</b>	<p>The characteristic of the color is the same as for the Color canaries (are judged according to the respective standard of the color canaries). No variegation is allowed.</p> <p>Lipochromes can have a lipochromic, dark, grizzled crest.</p> <p>The presence of pigment in the crest of lipochromes cannot exceed the limit of the nap of the neck which is characterized by an imaginary straight line that passes between the mandibles and the eye.</p>
<b>Type and Size 15</b>	<p>The shape and type of the bird are identical to those of the color canaries.</p> <p>The wings, well adhered to the body without crossing each other.</p> <p>The size is 13.5 cm / 5.31 inches up to 14.5 cm / 5.70 inches.</p>
<b>Plumage 15</b>	<p>Smooth and well adhered to the body.</p> <p>Narrow and slightly forked tail, length according to the length of the bird.</p>
<b>Position 10</b>	<p>Alert, but not worried. Forming a 45° angle.</p>
<b>General condition 10</b>	<p>The bird is clean and shows itself in good condition.</p>

## Technical drawing



On the red line the melanin is out of the crest.






The green line is the delimitation of the authorized presence of melanin in the crest on lipochromic german crest.

# Photographs



# Judgement Sheet

	JUDGEMENT SHEET			
	<b>Exhibitor</b>			
	<b>Breeder Number</b>	<b>Ring (s)</b>	<b>Country</b>	
German Crest				
<b>Description:</b>		<b>E</b>	<b>Class</b>	
<b>Cage number</b>				
<b>Crest</b>	<b>30</b>			
<b>Color</b>	<b>20</b>			
<b>Type and Size</b>	<b>15</b>			
<b>Plumage</b>	<b>15</b>			
<b>Position</b>	<b>10</b>			
<b>General Condition</b>	<b>10</b>			
<b>Total</b>	<b>100</b>			
<b>Observation :</b>		<b>Total</b>		
		<b>Harmony</b>		
		<b>Total of stamm</b>		
<b>Date :</b>		<b>Location :</b>		
<b>Judge :</b>		<b>Classification :</b>		



**Show Cage :**

Type B (color canary) with 2 round perches separated by 12cm / 4.72 inches.

Diameter 12 mm / 0.47 of an inch.



**The color characteristics are the same as the color canaries.**

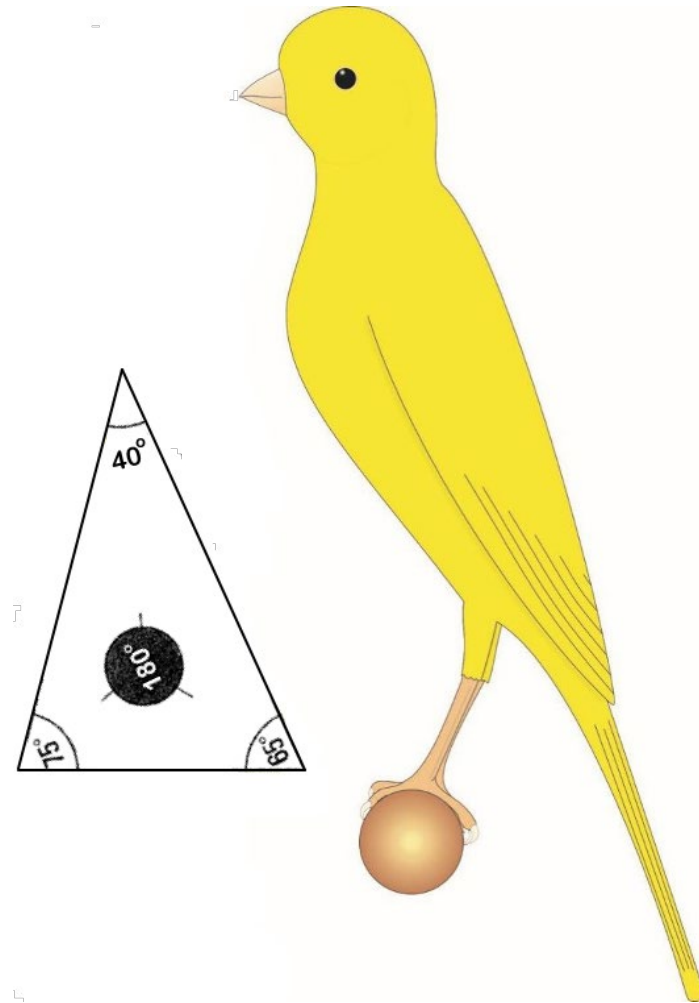
**In the lipochromes the presence of melanin is only allowed in the crest.**

# Irish Fancy

## Standard

Points	Descriptions
<b>Head 20</b>	Small, narrow and neat. Rising slightly from a small beak. Good clear eyes.
<b>Body 20</b>	Shoulder width: 3.3 cm / 1.9 inches. Spindle-shaped body, well proportioned. Wings well adherent to the body. Visible neck.
<b>Plumage 15</b>	Well closed and compact. Giving a clear appearance of natural colour. Show distinct and clear outlines.
<b>Movement and Position 15</b>	Alert, with quick, likely movements. Position on the perch from 65° to 75°.
<b>Size 10</b>	Size 12.5 cm / 4.92 inches to 13 cm / 5.11 inches maximum.
<b>Tail 10</b>	Closed and well carried.
<b>Legs and Feet 5</b>	Average length. Visible thighs.
<b>General Condition 5</b>	Healthy and clean. All colors are allowed, except red. Coloring food is not allowed.




## Technical drawing



## Photographs



# Judgement Sheet

	<b>JUDGEMENT SHEET</b>				
	<b>Exhibitor</b>				
	<b>Breeder Number</b>	<b>Ring (s)</b>		<b>Country</b>	
<b>Irish Fancy</b>					
<b>Description:</b>			<b>E</b>	<b>Class</b>	
<b>Cage number</b>					
<b>Head</b>	<b>20</b>				
<b>Body</b>	<b>20</b>				
<b>Plumage</b>	<b>15</b>				
<b>Movement and Position</b>	<b>15</b>				
<b>Size</b>	<b>10</b>				
<b>Tail</b>	<b>10</b>				
<b>Legs and Feet</b>	<b>5</b>				
<b>General Condition</b>	<b>5</b>				
<b>Total</b>	<b>100</b>				
<b>Observation :</b>		<b>Total</b>			
		<b>Harmony</b>			
		<b>Total of stamm</b>			
<b>Date :</b>		<b>Location :</b>			
<b>Judge :</b>		<b>Classification :</b>			

**Show Cage :**

Type B (color canary) with 2 round perches separated by 12cm / 4.72 inches.

Diameter 12 mm / 0.47 of an inch.



**All colors are allowed except red.**


## Lizard

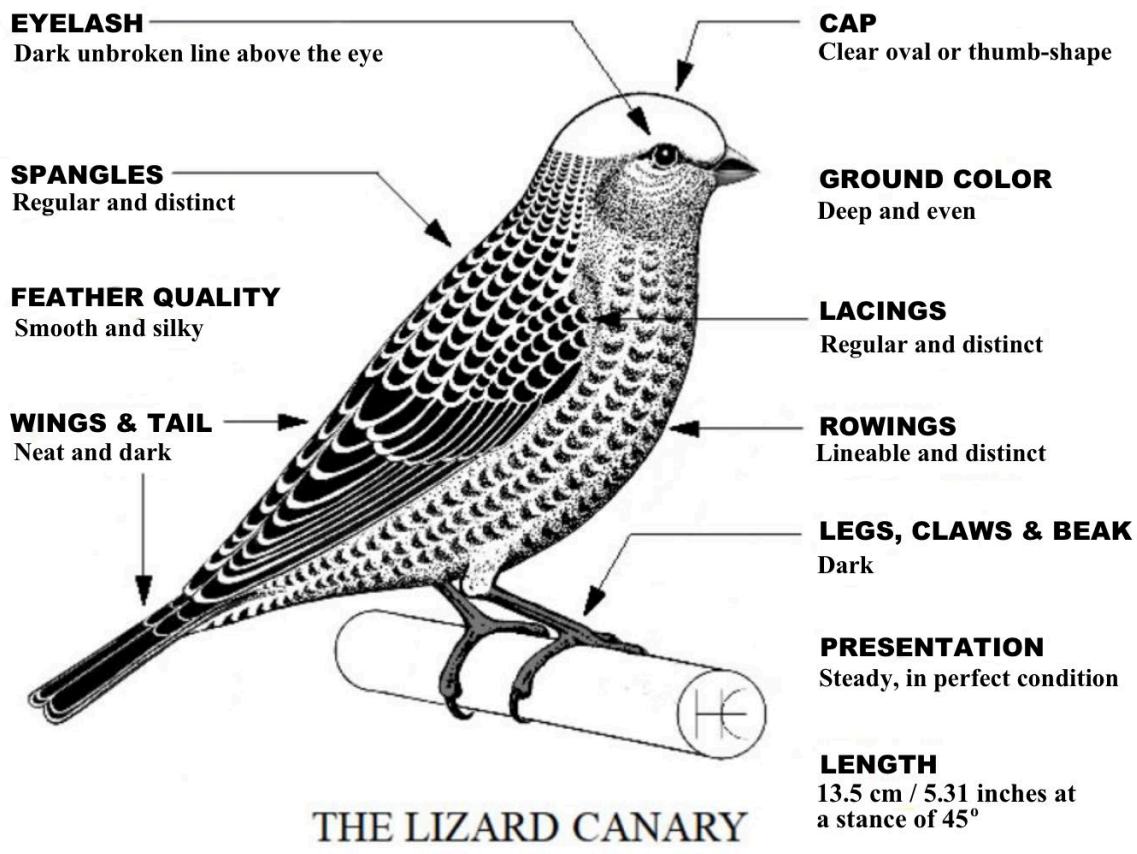
### Standard

Points	Descriptions
<b>Dorsal design (Spangles) 30</b>	<p>The design of the back is formed by small scales, in the shape of a half-moon, perfectly aligned and separated from each other, enlarging towards the base of the wings.</p> <p>It is highlighted, with the background color that appears between each design. The spangles are dark as possible.</p> <p>Eumelanin should be oxidized (as black as possible). The presence of brown is to be penalized. The design must be visible in the broken part of the cap.</p>
<b>Chest design (Rowings) 15</b>	<p>The chest design is slightly more attenuated and wider. Drawn from the underside of the beak to the base of the tail, the rowings remain clearly visible, aligned and increasing in size towards the belly and flanks.</p>
<b>Feather quality 15</b>	<p>Very shiny, perfectly adherent to the body and not rough at all.</p>
<b>Ground Colour 10</b>	<p>Yellow, white or red.</p> <p>The ground colour is regular and uniform. Golden yellow for intensive and straw yellow for silver.</p> <p>The non intensive effect must be very well distributed.</p> <p>Red coloring allowed. The darker the better.</p> <p>The blue lizard, it exists as a dominant color and so the eumelanine is dispersed in the plumage and mixes with the white ground colour giving a tight and relatively short bluish-gray impression.</p>
<b>Cap 10</b>	<p>a) The clear cap has an oval shape and starts above the upper mandible, passes over the eye and stops at the base of the skull. Its color is the background color without any spots inside.</p> <p>Up to 10% melanin is allowed in the border of the cap (Nearly clear cap).</p> <p>b) The broken cap shows one or more pigmented parts having the typical design of spangles and are the narrowing extension of the back design.</p> <p>c) The non cap have the design of the back that continues in a tapering fashion over the entire surface of the cap.</p> <p>Up to 10% lipochrome is allowed in the head (Nearly non cap).</p> <p>Note that all Lizards caps are equally rated according to the standard. This is valid for gold, silver or blue, colored or not.</p> <p>Also for clear cap, broken cap or non cap, male or female. Birds with a broken cap are equal for the standard and can only lose a few points in relation to the 10 points provided.</p> <p>The perfection of the design in the broken parts, will be mainly taken into consideration.</p>

<b>Beak, Legs and Nails</b> <b>10</b>	They should be as black as possible. Light colored beak, legs and nails are penalized.
<b>Size and presentation</b> <b>5</b>	Alert and lively. Good presentation. The size may not exceed 13.5 cm / 5.31 inches.
<b>Covert feathers</b> <b>Wings and tail</b> <b>Eyelash</b> <b>5</b>	Covert feathers: form typical black lace borders that cover the base of the wing feathers, separated from each other. Wings and tail: The tail and wing feathers are as black as possible. Tail tight and relatively short. Wings well adhered to the body. Eyelashes: form a line of black feathers that separates the eye and accentuates the oval shape of the cap.

### Technical drawing








**Photographs**





# Judgement Sheet

	<h2 style="margin: 0;">JUDGEMENT SHEET</h2>					
	<b>Exhibitor</b>					
	<b>Breeder Number</b>		<b>Ring (s)</b>		<b>Country</b>	
<b>Lizard</b>						
<b>Description:</b>	Blue Clear cap	Gold Broken cap	Silver Non cap	E	<b>Class</b>	
<b>Cage number</b>						
<b>Dorsal design (Spangles)</b>		<b>30</b>				
<b>Chest design (Rowings)</b>		<b>15</b>				
<b>Feather quality</b>		<b>15</b>				
<b>Ground Colour</b>		<b>10</b>				
<b>Cap</b>		<b>10</b>				
<b>Beak, Legs and Nails</b>		<b>10</b>				
<b>Size and presentation</b>		<b>5</b>				
<b>Covert feathers, wings, tail, eyelash</b>		<b>5</b>				
<b>Total</b>		<b>100</b>				
<b>Observation :</b>			<b>Total</b>			
			<b>Harmony</b>			
			<b>Total of stamm</b>			
<b>Date :</b>			<b>Location :</b>			
<b>Judge :</b>			<b>Classification :</b>			

**Show Cage :**

Type B (color canary) with 2 round perches separated by 12cm / 4.72 inches.

Diameter 12 mm / 0.47 of an inch.



**Ground Colors: yellow, white or red.**


## Gloster

### Standard

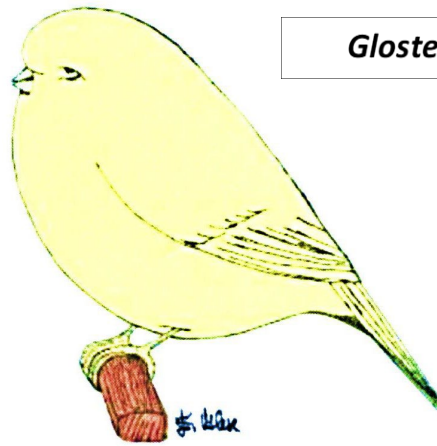
Points	Descriptions
<b>Size 20</b>	The small as possible (max. 11 cm / 4.33 inches).
<b>Corona Consort 20</b>	<u>Corona</u> : very round and full. Adherent in the neck. Central point in the middle of the head and as small as possible. Eye still visible. <u>Consort</u> : very round and broad, eyebrows well marked, full cheeks. Beak conical and small.
<b>Body 20</b>	Back well filled, slightly rounded. Wings well closed. Chest very broad, round and stocky without prominence. Full neck, invisible when head ends and body begins.
<b>Plumage 20</b>	Close, firm, shiny and natural color.
<b>Position 5</b>	Proud. Semi-erect. Lively movement.
<b>Tail 5</b>	Short, narrow, at the same inclination as the back.
<b>Legs and feet 5</b>	Short legs, slightly bent. Not visible thighs.
<b>Condition 5</b>	Healthy. Not damaged, clean. All colors are allowed, except red.

## Technical drawing

*Gloster corona*






*Gloster consort*



## Photographs



# Judgement Sheet

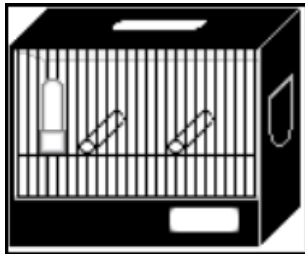
	<h2 style="margin: 0;">JUDGEMENT SHEET</h2>				
	<b>Exhibitor</b>				
	<b>Breeder Number</b>	<b>Ring (s)</b>	<b>Country</b>		
<b>Gloster</b>					
<b>Description :</b>		Corona <input type="checkbox"/>	Consort <input type="checkbox"/>	<b>E</b>	<b>Class</b>
<b>Cage number</b>					
<b>Size</b>	(11 cm / 4.33 inches)	<b>20</b>			
<b>Corona - Consort</b>		<b>20</b>			
<b>Body</b>		<b>20</b>			
<b>Plumage</b>		<b>20</b>			
<b>Position</b>		<b>5</b>			
<b>Tail</b>		<b>5</b>			
<b>Legs and feet</b>		<b>5</b>			
<b>Condition</b>		<b>5</b>			
<b>Total</b>		<b>100</b>			
<b>Observation :</b>		<b>Total</b>			
		<b>Harmony</b>			
		<b>Total for stamm</b>			
<b>Date :</b>		<b>Location :</b>			
<b>Judge :</b>		<b>Classification :</b>			



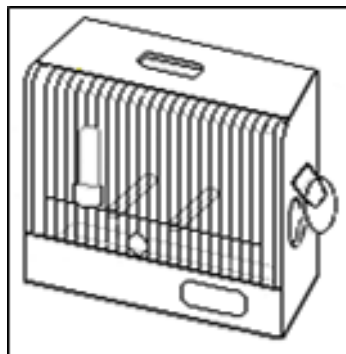
**Show cage :**

Type C4 « Gloster » with 2 oval perches spaced 7.5 cm / 2.95 inches apart.

Diameter 12 x 9 mm – 0.51 x 0.35 of an inch.



Or failing that in cage type B « Color canary »




**All colors are allowed except red.**

## Crested/Crestbred

### Standard

Points	Descriptions
<b>Crest (Crested)</b>  <b>Head (Crestbred)</b>  <b>Beak</b> <b>Eyebrows</b>  <b>50</b>	<p><u>Crest</u> : Large and perfectly round, proportionally distributed around a small central point. The feathers of the crest are abundant, long, wide and cover the eye, part of the beak and the back of the head. A crest can never be consider too big. A drooping crest will always have preference.</p> <p><u>Head</u> : Broad and round in all directions. Long and abundant feathers start from the base of the beak and completely cover the skull to fall on the back of the head. A good crestbred head feather must, if turned over, reach the tip of the beak.</p> <p><u>Beak</u> : Short.</p> <p><u>Eyebrows</u> : heavy and drooping.</p>
<b>Plumage, tail</b> <b>Wings, color</b>  <b>25</b>	<p>An abundance of feathers but without frills. Short and narrow tail. The wings cannot exceed the base of the tail. Rooster feathers on either side of the tail. All colors are allowed except red.</p>
<b>Body, Syze</b> <b>15</b>	<p>The shape of the Bullfinch. Not stocky. ± 17 cm / 6.7 inches, well filled chest.</p>
<b>Condition</b> <b>5</b>	<p>Healthy, clean and accustomed to the cage.</p>
<b>Legs and feet</b> <b>5</b>	<p>Short legs with elbows and thighs well set back.</p>

Technical drawing



Photograph






# Judgement Sheet



## JUDGEMENT SHEET



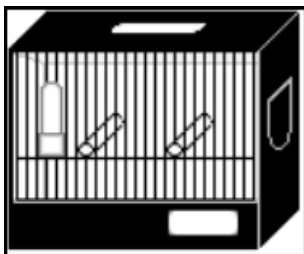
	<b>Exhibitor</b>				
	<b>Breeder Number</b>		<b>Ring (s)</b>		<b>Country</b>
<b>Crested/Crestbred</b>					
<b>Description:</b>				<b>E</b>	<b>Class</b>
Crested <input type="checkbox"/>		Crestbred <input type="checkbox"/>			
<b>Cage number</b>					
Crest (Crested)	50				
Head and Neck (Crestbred)					
Beak and Eyebrows					
Plumage, Tail, Wings and Color	25				
Body, Size	15				
Condition	5				
Legs and Feet	5				
<b>Total</b>	<b>100</b>				
<b>Observation :</b>		<b>Total</b>			
		<b>Harmony</b>			
		<b>Total for stamm</b>			
<b>Date :</b>		<b>Location :</b>			
<b>Judge :</b>		<b>Classification :</b>			



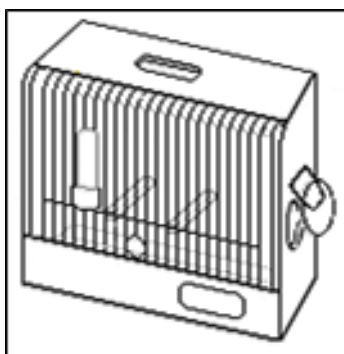
**Show cage :**

Type C5 « Crest » with 2 oval perches spaced 12 cm / 4.80 inches apart.

Diameter 13 x 9 mm / 0.35 x 0.51 of an inch.



Or failing that in cage type B « Color canary »



**All colors are allowed except red.**

## Norwich

### Standard

Points	Descriptions
<b>Shape – Type Presentation Size 25</b>	Short and stocky body, with full and broad chest. Wide and full back. The rather large chest-back distance brings out a ball effect. Not too erect, not too reclining, phlegmatic carriage. Position : 45° angle. Size : 16 to 16,5 cm / 6.35 to 6.5 inches.
<b>Plumage 20</b>	Rich, full, tight and shiny, necessary to have the contours well pronounced.
<b>Nap and Neck 10</b>	The neck is short, full and broad without no retouching. Also very full in the throat.
<b>Head 10</b>	The head is round, heavy and full. The front of the forehead is full and wide. Chubby cheeks. The beak is short and conical. The eyes are well placed in relationship of the beak and remain visible.
<b>Wings 10</b>	Short wings well-adhered to the body.
<b>Color 10</b>	All colors are allowed, including orange - red. Rich and brilliant color.
<b>Tail 5</b>	Short and tight tail in relation to the whole bird, well placed in the axis of the body.
<b>Legs and feet 5</b>	Neither too long nor too short, robust. The thighs are visible only when the bird is moving.
<b>Condition 5</b>	Healthy, without defects or deformities.




## Technical drawing



## Photograph



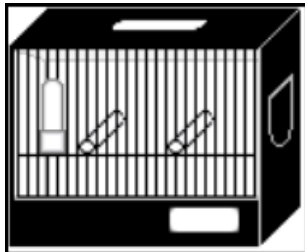
# Judgement Sheet

	<h2 style="margin: 0;">JUDGEMENT SHEET</h2>				
	<b>Exhibitor</b>				
	<b>Breeder Number</b>		<b>Ring (s)</b>		<b>Country</b>
<b>Norwich</b>					
<b>Description :</b>				<b>E</b>	<b>Class</b>
<b>Cage number</b>					
<b>Shape – Type</b>	<b>Presentation</b>	<b>Size</b>			
<b>Plumage</b>		<b>25</b>			
<b>Nap and Neck</b>		<b>20</b>			
<b>Head</b>		<b>10</b>			
<b>Wings</b>		<b>10</b>			
<b>Color</b>		<b>10</b>			
<b>Tail</b>		<b>5</b>			
<b>Legs and Feet</b>		<b>5</b>			
<b>Condition</b>		<b>5</b>			
<b>Total</b>		<b>100</b>			
<b>Observation :</b>			<b>Total</b>		
			<b>Harmony</b>		
			<b>Total for stamm</b>		
<b>Date :</b>			<b>Location :</b>		
<b>Judge :</b>			<b>Classification :</b>		

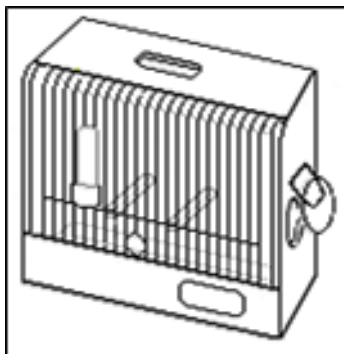
**Show cage :**

Type C6 « Norwich » with 2 oval perches spaced 9 cm / 3.54 inches apart

Diameter 13 x 9 mm / 0.51 x 0.35 of an inch



Or failing that in cage type B « Color canary »




**All colors are allowed including red (orange)**

## Border

### Standard

Points	Descriptions
<b>Position and Carriage 15</b>	Gay, jaunty, with full poise of the head standing at an ideal angle of 60°.
<b>Body 15</b>	The profile when viewed to the side will have a well filled and rounded body showing no heaviness with a curve to the chest and back in harmony running in a straight downward curve to the root of the tail. Viewed from above the shoulders shall be in balance with the depth of body showing a nicely rounded bird from all angles. Splits in the chest feathering to be avoided.
<b>Color 15</b>	Rich, soft and pure, as level in tint as possible throughout, but extreme depth and hardness such as color feeding gives are debarred. Any exhibit showing the effects of colour feeding will be disqualified.
<b>Head and Neck 10</b>	Head well rounded and neat when viewed from any angle, beak fine. Eyes clear and positioned to rest on an imaginary line drawn as an extension to the line between the upper and lower mandible of the beak, very slightly forward of a central point of of the head. Neck in keeping with the head, showing a distinguishing break between head and shoulders. The size of the head should be in balance with the body. Cuts or openings in the feathering between the head and the body should be avoided.
<b>Wings 10</b>	Compact and carried close to the body, covering the back, with a full compliment of primary and secondary flight feathers meeting at the tips. Outer flight tips to meet at the root of the tail. Primaries and secondaries to be pointed.
<b>Plumage 10</b>	Close, firm and fine in quality, presenting a smooth, silken glossy appearance, free from browiness, frill or roughness and cuts or splits in the chest and neck feathers.
<b>Health and Condition 10</b>	Condition and cleanliness shall be essential.
<b>Legs and Feet 5</b>	Must be of sufficient length and showing thigh all in harmony with the size of the bird allowing it to adopt a gay jaunty stance. Feet in keeping with the legs, both to be clean and without blernish.
<b>Tail 5</b>	Close packed and narrow, being nicely rounded and well filled in at the root.
<b>Size 5</b>	The ideal length from the top of the head to the tip of the tail is 14.6 cm / 5.75 inches. Length should be in proportion and balance with the other features of the bird.

Technical drawing








# Photographs



# Judgement Sheet


	JUDGEMENT SHEET			
	<b>Exhibitor</b>			
	<b>Breeder Number</b>	<b>Ring (s)</b>	<b>Country</b>	
Border				
<b>Description:</b>			<b>E</b>	<b>Class</b>
<b>Cage number</b>				
<b>Position 60° and Carriage</b>	<b>15</b>			
<b>Body</b>	<b>15</b>			
<b>Colour</b>	<b>15</b>			
<b>Head and Neck</b>	<b>10</b>			
<b>Wings</b>	<b>10</b>			
<b>Plumage</b>	<b>10</b>			
<b>Health and Condition</b>	<b>10</b>			
<b>Legs and Feet</b>	<b>5</b>			
<b>Tail</b>	<b>5</b>			
<b>Size</b>	<b>14,6 cm / 5.75 inches</b>	<b>5</b>		
<b>Total</b>	<b>100</b>			
<b>Observation :</b>		<b>Total</b>		
		<b>Harmony</b>		
		<b>Total for stamm</b>		
<b>Date :</b>		<b>Location :</b>		
<b>Judge :</b>		<b>Classification :</b>		



**Show cage :**

Type C3 « Border » with 2 perches spaced 10.2 cm / 4 inches apart.

Diameter 14 mm / 0.55 of an inch.





**All colours are allowed except red.**

## Fife Fancy

### Standard

Points	Descriptions
<b>Size 20</b>	11 cm / 4.3 inches maximum.
<b>Body and Back 15</b>	Egg-shaped body. Rounded chest, without prominence. Shape of a heart, seen from the front. Round and slightly curved back.
<b>Head and Neck 10</b>	Small and perfectly spherical head. Short, conical beak. Deep neck. Well centered eyes.
<b>Position and movement 10</b>	Proud. Semi-erect 60°. Head raised. Gay, jaunty with graceful movements.
<b>Plumage 10</b>	Smooth. Well adhered to the body. Good quality.
<b>Color 10</b>	Rich, soft and pure color. Artificial colouring prohibited.
<b>Wings 10</b>	Of the length adapted to the body. Joining on the rump without crossing each other.
<b>Legs 5</b>	Short thighs are partially visible. Legs of medium length.
<b>Tail 5</b>	Short and tight, round at the base.
<b>Health and Condition 5</b>	In good condition and healthy, without deformities or other defects.




Technical drawing



Photograph




# Judgement Sheet

	JUDGEMENT SHEET			
	<b>Exhibitor</b>			
	<b>Breeder Number</b>	<b>Ring (s)</b>	<b>Country</b>	
Fife Fancy				
<b>Description:</b>			<b>E</b>	<b>Class</b>
<b>Cage number</b>				
<b>Size</b>	11 cm. / 4.3 inches	<b>20</b>		
<b>Body and Back</b>		<b>15</b>		
<b>Head and Neck</b>		<b>10</b>		
<b>Position and Movement</b>		<b>10</b>		
<b>Plumage</b>		<b>10</b>		
<b>Color</b>		<b>10</b>		
<b>Wings</b>		<b>10</b>		
<b>Legs</b>		<b>5</b>		
<b>Tail</b>		<b>5</b>		
<b>Health and Condition</b>		<b>5</b>		
<b>Total</b>		<b>100</b>		
<b>Observation :</b>		<b>Total</b>		
		<b>Harmony</b>		
		<b>Total for stamm</b>		
<b>Date :</b>		<b>Location :</b>		
<b>Judge :</b>		<b>Classification :</b>		



**Show cage :**

Type C3 « Border » with 2 round perches spaced 8.8 cm / 3.5 inches apart  
Diameter 12 mm / 0.47 of an inch



**All colors are allowed except red.**

## Japanese Hoso

### Standard

Points	Descriptions
<b>Position (holding) and motion 25</b>	Half-moon shape. Visible thighs. Slightly curved legs. On the move.
<b>Form 20</b>	<u>Body</u> : thin, arched, cylindrical in shape. Frills in the feathers not allowed.
<b>Size 20</b>	11,5 cm. / 4.52 inches max.
<b>Shoulders and Back 15</b>	Shoulders high, narrow and well rounded. No hollow between the shoulders. Well rounded back.
<b>Head and Neck 10</b>	<u>Head</u> : small, oval, serpentine. <u>Neck</u> : long and narrow.
<b>Tail 5</b>	Narrow, as close to the perch as possible. Extension of the curved line of the back. Slightly forked.
<b>Condition 5</b>	Healthy. Clean. Smooth plumage. All colors are allowed.





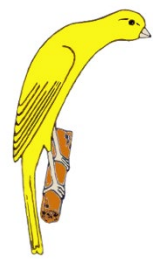
**Technical drawing**



**Photograph**




# Judgement Sheet

	<h2 style="margin: 0;">JUDGEMENT SHEET</h2>				
	<b>Exhibitor</b>				
	<b>Breeder Number</b>		<b>Ring (s)</b>		<b>Country</b>
<b>Japanese Hosonaka</b>					
<b>Description:</b>				<b>E</b>	<b>Class</b>
<b>Cage number</b>					
<b>Position (holding) and Motion</b>	<b>25</b>				
<b>Form</b>	<b>20</b>				
<b>Size</b> 11,5 cm / 4.52 inches	<b>20</b>				
<b>Shoulders and Back</b>	<b>15</b>				
<b>Head and Neck</b>	<b>10</b>				
<b>Tail</b>	<b>5</b>				
<b>Condition</b>	<b>5</b>				
<b>Total</b>		<b>100</b>			
<b>Observation :</b>		<b>Total</b>			
		<b>Harmony</b>			
		<b>Total for stamm</b>			
<b>Date :</b>		<b>Location :</b>			
<b>Judge :</b>		<b>Classification :</b>			

**Show cage :**

Type C3 « Border » with 2 round perches spaced 8.8 cm / 3.46 inches apart

Diameter 12 mm / 0.47 of an inch




**All colors are allowed.**

## Raza Española

### Standard

Points	Descriptions
<b>Size 25</b>	As small as possible. Maximum 11 cm / 4.33 inches.
<b>Shape 25</b>	Narrow and thin back and chest. Without prominence. Cylindrical body. Slightly flattened back.
<b>Head and Neck 15</b>	Small head in form of a hazelnut. Thin and short neck, well cleared from the body. Small and conical beak.
<b>Thighs and Legs 10</b>	Short and flexed legs. Thighs not very visible. Short tarsus (14 mm / 0.55 of an inch) and short toes.
<b>Wings and Tail 10</b>	In proportion to the size of the bird. Well adhered to the body. Wings ending in a point, without crossing. Tail medium length, narrow and slightly forked. (Fish tail).
<b>Plumage 5</b>	Compact and closed. Well adhered to the body.
<b>Position and Agility 5</b>	Lively in free and agile movement. Normal position 45°.
<b>Condition 5</b>	Clean, healthy and active. Color: All colors are allowed.




## Technical drawing



## Photograph



# Judgement Sheet


	<h2 style="margin: 0;">JUDGEMENT SHEET</h2>				
	<b>Exhibitor</b>				
	<b>Breeder Number</b>		<b>Ring (s)</b>		<b>Country</b>
<b>Raza Española</b>					
<b>Description:</b>				<b>E</b>	<b>Class</b>
<b>Cage number</b>					
<b>Size</b>	11 cm. / 4.3 inches	<b>25</b>			
<b>Shape</b>		<b>25</b>			
<b>Head and Neck</b>		<b>15</b>			
<b>Thighs and Legs</b>		<b>10</b>			
<b>Wings and Tail</b>		<b>10</b>			
<b>Plumage</b>		<b>5</b>			
<b>Position and Agility</b>	45°	<b>5</b>			
<b>Condition</b>		<b>5</b>			
<b>Total</b>		<b>100</b>			
<b>Observation :</b>			<b>Total</b>		
			<b>Harmony</b>		
			<b>Total for stamm</b>		
<b>Date :</b>			<b>Location :</b>		
<b>Judge :</b>			<b>Classification :</b>		



**Show cage :**

Type C3 « Border » with 2 round perches spaced 8.8 cm / 3.46 inches apart

Diameter 12 mm / 0.47 of an inch



**All colors are allowed.**

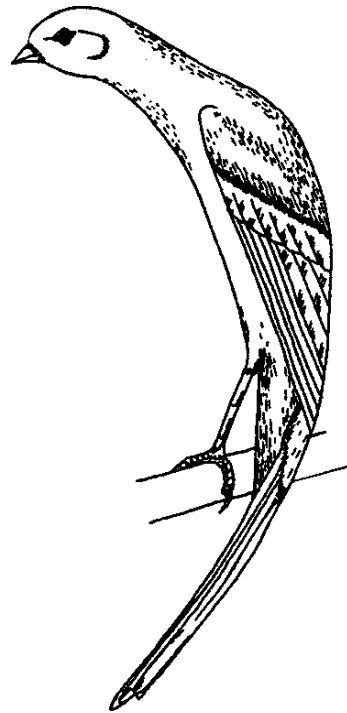
## Scotch Fancy

### Standard

Points	Descriptions
<b>Position and Motion</b> <b>25</b>	Half-moon shape.  In motion.  Legs slightly bent.
<b>Form</b> <b>20</b>	<u>Body</u> : long, slim and gradually decreasing in cylindrical shape.  Short Legs.  Convex above and concave below.
<b>Shoulders and Back</b> <b>20</b>	<u>Shoulders</u> narrow and well rounded. No hallow between the shoulders.  <u>Back</u> well rounded, forming an arch.
<b>Head and Neck</b> <b>10</b>	<u>Head</u> : small, oval.  <u>Neck</u> : long and narrow.
<b>Size</b> <b>10</b>	± 17 cm / 6.7 inches.
<b>General Condition and Plumage</b> <b>10</b>	Healthy and clean. Smooth plumage.  No frills.  All colors are allowed, except red.
<b>Tail</b> <b>5</b>	Long and narrow, as much as possible below the perch.  Extension of the curved line of the back.






**Technical drawing**



**Photograph**




# Judgement Sheet

	<h2 style="margin: 0;">JUDGEMENT SHEET</h2>				
	<b>Exhibitor</b>				
	<b>Breeder Number</b>		<b>Ring (s)</b>		<b>Country</b>
<b>Scotch Fancy</b>					
<b>Description:</b>				<b>E</b>	<b>Class</b>
<b>Cage number</b>					
<b>Position and Motion</b>	<b>25</b>				
<b>Form</b>	<b>20</b>				
<b>Shoulders and Back</b>	<b>20</b>				
<b>Head and Neck</b>	<b>10</b>				
<b>Size</b>	<b>10</b>				
<b>Condition and Plumage</b>	<b>10</b>				
<b>Tail</b>	<b>5</b>				
<b>Total</b>	<b>100</b>				
<b>Observation :</b>		<b>Total</b>			
		<b>Harmony</b>			
		<b>Total for stamm</b>			
<b>Date :</b>		<b>Location :</b>			
<b>Judge :</b>		<b>Classification :</b>			

**Show cage :**

Type C3 « Border » with 2 round perches spaced 10,2 cm. / 4 inches apart

Diameter 12 mm / 0.47 of an inch




**All colors are allowed except red.**

## Bernois

### Standard

Points	Descriptions
<b>Position Presentation Size 25</b>	Fairly erect position. Calm. 16 – 16,5 cm ; 6.3 – 6.5 inches.
<b>Head and Neck 20</b>	Head wide and flat, having forehead. The back of the skull: angular. Neck not too short.
<b>Chest - Shoulders and Body 20</b>	Well filled chest. Visible shoulders (wing attachment). Long and keel-shaped body. Long back.
<b>Wings and Tail 10</b>	Long wings that touch each other without crossing. Long and narrow tail, which forms a line with the back.
<b>Thighs and Legs 10</b>	Half visible thighs, with short feathers. Rather long legs, slightly bent.
<b>Plumage and Color 10</b>	Smooth plumage, tight and well adhered to the body. Uniform or variegated color. The red color is not allowed.
<b>Condition 5</b>	Healthy, without defects and deformities.




Technical drawing



Photograph



# Judgement Sheet

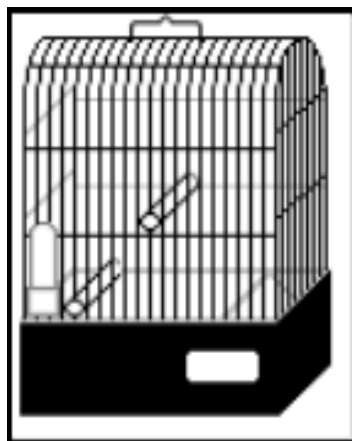
	<h2 style="margin: 0;">JUDGEMENT SHEET</h2>			
	<b>Exhibitor</b>			
	<b>Breeder Number</b>	<b>Ring (s)</b>	<b>Country</b>	
<b>Bernois</b>				
<b>Description:</b>			<b>E</b>	<b>Class</b>
<b>Cage number</b>				
<b>Position, Presentation and Size</b>	<b>25</b>			
<b>Head and Neck</b>	<b>20</b>			
<b>Chest, Shoulders and Body</b>	<b>20</b>			
<b>Wings and Tail</b>	<b>10</b>			
<b>Thighs and Legs</b>	<b>10</b>			
<b>Plumage and color</b>	<b>10</b>			
<b>Condition</b>	<b>5</b>			
<b>Total</b>	<b>100</b>			
<b>Observation :</b>		<b>Total</b>		
		<b>Harmony</b>		
		<b>Total for the stamm</b>		
<b>Date :</b>		<b>Location :</b>		
<b>Judge :</b>		<b>Classification :</b>		



**Show cage :**

Type C2 « Tunnel » with 2 round perches  
(1 top perch in the middle of the cage + 1 bottom perch on the 4th bar from the left).

Diameter 12 mm / 0.47 of an inch



**All colors are allowed except red.**

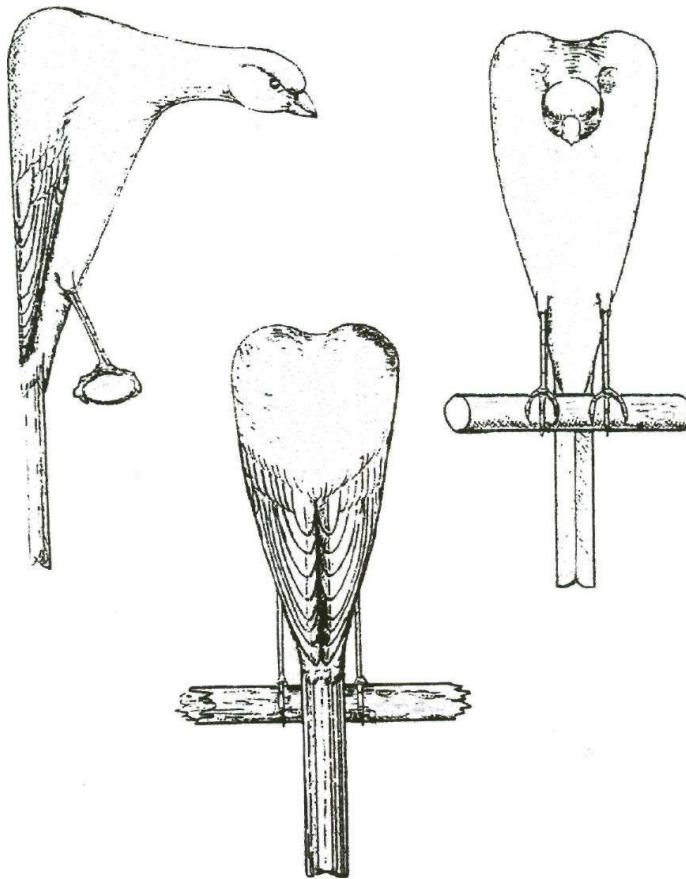
## Belgian Bossu

### Standard

Points	Descriptions
<b>Position 40</b>	In the working position, the bird stretches the neck forward, shrugs the shoulders. In the shape of a 7. The head is invisible seen from behind. The back forms a vertical straight line with the tail. The bird pulls slightly on the legs.
<b>General shape of the body 25</b>	Long and wide chest, in the shape of a triangular corner, seen from the back or from the side. Full broad back, without being too hollow or too round. Shoulders: wide and high. Wings: long, adhered to the body.
<b>Head and Neck 15</b>	Small, oval head. Long and thin neck.
<b>Plumage and Tail 10</b>	Shiny plumage, as smooth as possible. Long, straight, narrow and well closed tail, in a straight line with the back. All colors are allowed except red.
<b>Size 5</b>	17 - 18 cm ; 6.7 – 7.08 inches. The size is measured from the tip of the beak to the end of the tail following the line of the back.
<b>Legs and Feet 5</b>	Long legs, slightly bent, well feathered. The thighs stick to the body.






**Technical drawing**



**Photograph**



# Judgement Sheet

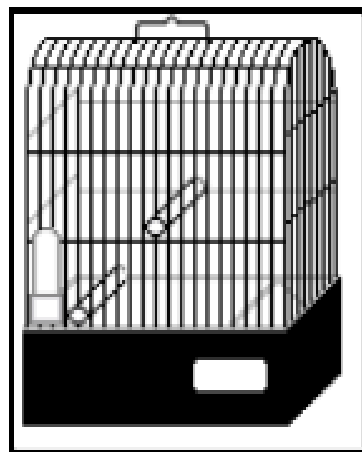
	<h2 style="margin: 0;">JUDGEMENT SHEET</h2>				
	<b>Exhibitor</b>				
	<b>Breeder Number</b>		<b>Ring (s)</b>		<b>Country</b>
<b>Belgian Bossu</b>					
<b>Description:</b>				<b>E</b>	<b>Class</b>
<b>Cage number</b>					
<b>Position</b>	<b>40</b>				
<b>General shape of the body</b>	<b>25</b>				
<b>Head and Neck</b>	<b>15</b>				
<b>Plumage and Tail</b>	<b>10</b>				
<b>Size</b>	<b>5</b>				
<b>Legs and Feet</b>	<b>5</b>				
<b>Total</b>		<b>100</b>			
<b>Observation :</b>		<b>Total</b>			
		<b>Harmony</b>			
		<b>Total for stamm</b>			
<b>Date :</b>		<b>Location :</b>			
<b>Judge :</b>		<b>Classification :</b>			



**Show cage :**

Type C2 « Tunnel » with 2 round perches  
(1 top perch in the middle of the cage + 1 bottom perch on the 4th bar from the left)

Diameter 12 mm / 0.47 of an inch




**All colors are allowed except red.**

## Llarguet Español

### Standard

Points	Descriptions
<b>Position 20</b>	Erect. Forming an angle of 60°.
<b>Body 20</b>	Elongated, slightly cylindrical, thin. Narrow, thin, without roundness.
<b>Size 15</b>	17 cm / 6,9 inches (minimum).
<b>Legs 10</b>	Long, slightly bent, thighs visible and covered with short feathers.
<b>Head and Neck 10</b>	Head: Small, oval. With conical and well proportioned beak. Neck: Medium, thin, it separates the head from the body.
<b>Wings and Tail 10</b>	Wings: Very long, adhered to the body, without crossing. Tail: Very long, narrow, ends slightly forked.
<b>Plumage and Color 10</b>	Short, smooth, compact, well adhered to the body. Uniform or variegated. Red factor allowed.
<b>General condition 5</b>	Healthy, clean. Comfortable int the cage.




**Technical drawing**



**Photographie**



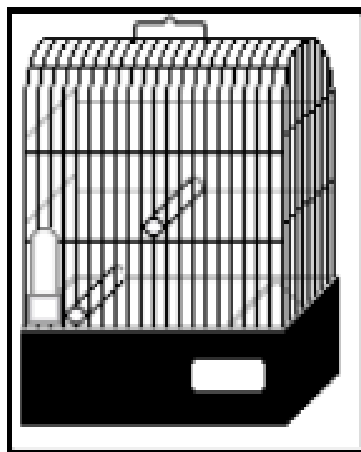
# Judgement Sheet

	JUDGEMENT SHEET			
	<b>Exhibitor</b>			
	<b>Breeder Number</b>	<b>Ring (s)</b>	<b>Country</b>	
Llarguet Español				
<b>Description:</b>			<b>E</b>	<b>Class</b>
<b>Cage number</b>				
<b>Position</b>	<b>60º</b>	<b>20</b>		
<b>Body</b>		<b>20</b>		
<b>Size (17 cm / 6.9 inches minimum)</b>		<b>15</b>		
<b>Legs</b>		<b>10</b>		
<b>Head and Neck</b>		<b>10</b>		
<b>Wings and Tail</b>		<b>10</b>		
<b>Plumage and Color</b>		<b>10</b>		
<b>General condition</b>		<b>5</b>		
<b>Total</b>		<b>100</b>		
<b>Observation :</b>		<b>Total</b>		
		<b>Harmony</b>		
		<b>Total for stamm</b>		
<b>Date :</b>		<b>Location :</b>		
<b>Judge :</b>		<b>Classification :</b>		

**Show cage :**

Type C2 « Tunnel » with 2 round perches  
(1 top perch in the middle of the cage + 1 bottom perch on the 4th bar from the left)

Diameter 12 mm / 0.47 of an inch



**All colors are allowed.**

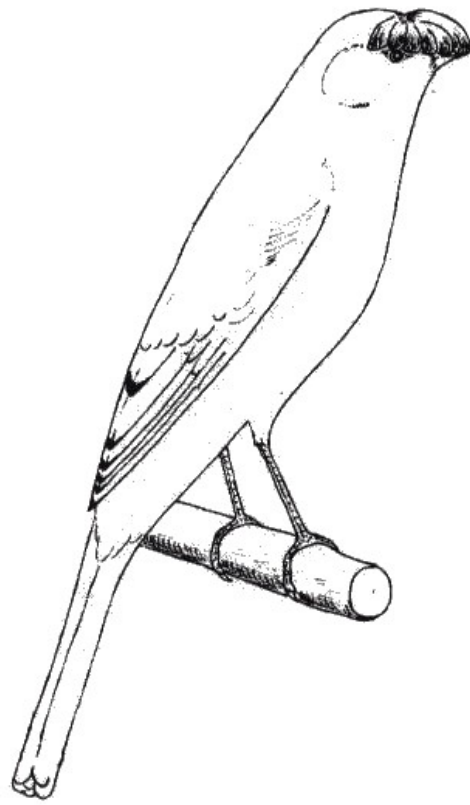
## Lancashire (Cuppy/Plainhead)

### Standard

Points	Descriptions
<b>Head and Crest</b> <b>25</b>	<u>Plainhead</u> : strong and broad, with well-defined eyebrows protruding. <u>Cuppy</u> : horseshoe shaped, well adhered to the nap of the neck. Grizzle and dark crests are allowed.
<b>Size</b> <b>25</b>	21 cm / 8.25 inches. The trend in breeding will be to increase the size of the bird.
<b>Body, Plumage and Legs</b> <b>20</b>	Full and long body. Full chest. Broad shoulders. Long wings. Plumage well furnished, thin and rather long. Legs long, strong and slightly bent.
<b>Position</b> <b>15</b>	Erect and graceful posture. Tail long and wide, does not follow the line of the back so as to form a curve from the head to the tip of the tail.
<b>Nape and Neck</b> <b>10</b>	Full, robust and thick.
<b>Condition</b> <b>5</b>	Healthy, without defects. Uniform color, yellow and white, intensive and non intensive. No melanin allowed except in the crest.





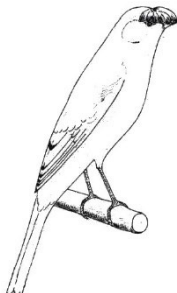
**Technical drawing**



**Photograph**



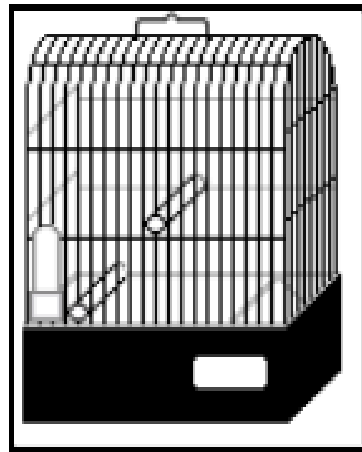
# Judgement Sheet

	<b>JUDGEMENT SHEET</b>				
	<b>Exhibitor</b>				
	<b>Breeder Number</b>	<b>Ring (s)</b>	<b>Country</b>		
<b>Lancashire (Cuppy/Plainhead)</b>					
<b>Description :</b>	Cuppy <input type="checkbox"/>	Plainhead <input type="checkbox"/>	<b>E</b>	<b>Class</b>	
<b>Cage number</b>					
<b>Head and Crest</b>	<b>25</b>				
<b>Size</b>	<b>25</b>				
<b>Body, Plumage and Legs</b>	<b>20</b>				
<b>Position</b>	<b>15</b>				
<b>Nape and Neck</b>	<b>10</b>				
<b>Condition</b>	<b>5</b>				
<b>Total</b>	<b>100</b>				
<b>Observation :</b>	<b>Total</b>				
	<b>Harmony</b>				
	<b>Total for stamm</b>				
<b>Date :</b>	<b>Location :</b>				
<b>Judge :</b>	<b>Classification :</b>				

**Show cage :**

Type C2 « Tunnel » with 2 round perches  
(1 top perch in the middle of the cage + 1 bottom perch on the 4th bar from the left)

Diameter 14 mm / 0.55 of an inch



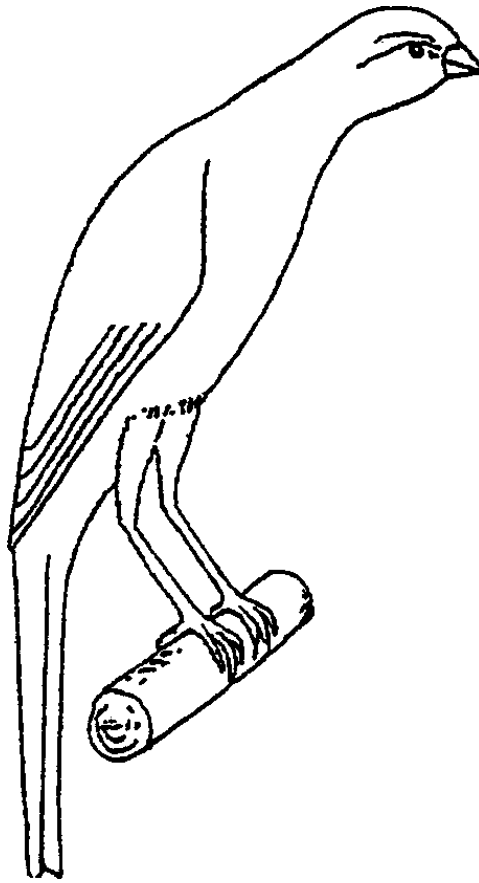
**Only yellow and white are allowed.  
No melanin except in the crest.**

## Münchener

### Standard

Points	Descriptions
<b>Position 20</b>	Erect position. Forms with head, neck and back, a curved line. Half-moon-shaped in the upper part of the body.
<b>Head and Neck 20</b>	Small head. Long and thin neck.
<b>Chest, Shoulders and Wings 20</b>	Narrow chest and shoulders. Long wings and well adhered to the body.
<b>Tail 10</b>	Long and narrow tail that extends the line of the back, staying away from the perch.
<b>Legs 10</b>	Long and slightly bent legs.
<b>Plumage and Color 10</b>	Smooth plumage. All colors are allowed except red.
<b>Size 5</b>	15 to 16 cm / 6 to 6.3 inches, maximum.
<b>Condition 5</b>	Healthy, without deformities or defects.



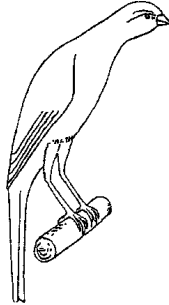
Technical drawing



Photograph



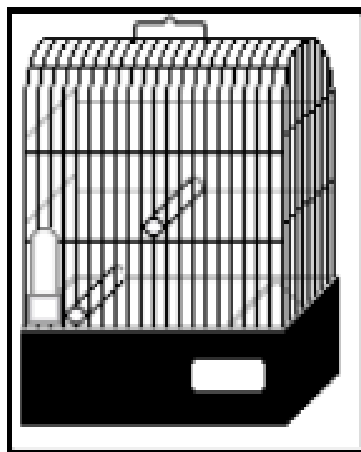
# Judgement Sheet

	<b>JUDGEMENT SHEET</b>				
	<b>Exhibitor</b>				
	<b>Breeder Number</b>	<b>Ring (s)</b>	<b>Country</b>		
<b>Münchener</b>					
<b>Description:</b>			<b>E</b>	<b>Class</b>	
<b>Cage number</b>					
<b>Position</b>	<b>20</b>				
<b>Head and Neck</b>	<b>20</b>				
<b>Chest, Shoulders and Wings</b>	<b>20</b>				
<b>Tail</b>	<b>10</b>				
<b>Legs</b>	<b>10</b>				
<b>Plumage and Color</b>	<b>10</b>				
<b>Size (15 to 16cm / 6 to 6.3 inches)</b>	<b>5</b>				
<b>Condition</b>	<b>5</b>				
<b>Total</b>	<b>100</b>				
<b>Observation :</b>		<b>Total</b>			
		<b>Harmony</b>			
		<b>Total for stamm</b>			
<b>Date :</b>		<b>Location :</b>			
<b>Judge :</b>		<b>Classification :</b>			

**Show cage :**

Type C2 « Tunnel » with 2 round perches  
(1 top perch in the middle of the cage + 1 bottom perch on the 4th bar from the left)

Diameter 12 mm / 0.47 of an inch



**All colors are allowed except red.**


## Rheinländer

### Standard

Points	Descriptions
<b>Head and Crest</b> <b>20</b>	The crest should be horseshoe-shaped. Above the eyes, the crest extends forward. The crest should be symmetrical starting in the center of the head. The transition from the crest to nape of the neck should be flat and without a note of a crest. The "plainhead" with a fairly broad and slightly rounded head with recognizable eyebrows. Grey and dark crested are allowed.
<b>Body</b> <b>20</b>	Slim and elegant. The chest and back are slightly rounded.
<b>Position</b> <b>20</b>	Erect, the back is slightly rounded.
<b>Size</b> <b>15</b>	No larger than 12 cm / 4.72 inches.
<b>Plumage</b> <b>10</b>	Smooth and well adhered to the body.
<b>Legs</b> <b>5</b>	Thin, delicate and slightly bent legs. The thighs are slightly visible.
<b>Tail</b> <b>5</b>	Narrow and slightly forked.
<b>Condition</b> <b>5</b>	Healthy. Clean. Uniform color, yellow, red and white. No melanin except in the crest.






**Technical drawing**



**Photograph**



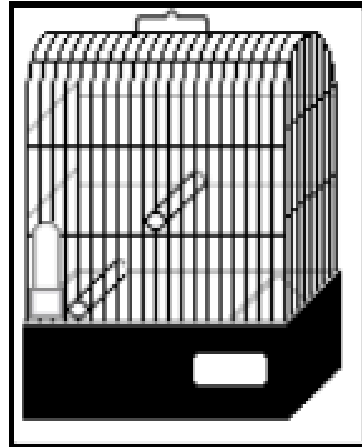
# Judgement Sheet

	JUDGEMENT SHEET			
	<b>Exhibitor</b>			
	<b>Breeder Number</b>	<b>Ring (s)</b>	<b>Country</b>	
Rheinländer (Crest/Non-Crest)				
<b>Description:</b>	Crest <input type="checkbox"/>	Non-Crest <input type="checkbox"/>	<b>E</b>	<b>Class</b>
<b>Cage number</b>				
<b>Head and Crest</b>	<b>20</b>			
<b>Body</b>	<b>20</b>			
<b>Position</b>	<b>20</b>			
<b>Size maximum 12 cm / 4.72 inches</b>	<b>15</b>			
<b>Plumage</b>	<b>10</b>			
<b>Legs</b>	<b>5</b>			
<b>Tail</b>	<b>5</b>			
<b>Condition</b>	<b>5</b>			
<b>Total</b>	<b>100</b>			
<b>Observation :</b>	<b>Total</b>			
	<b>Harmony</b>			
	<b>Total for stamm</b>			
<b>Date :</b>	<b>Location :</b>			
<b>Judge :</b>	<b>Classification :</b>			

**Show cage :**

Type C2 « Tunnel » with 2 round perches  
(1 top perch in the middle of the cage + 1 bottom perch on the 4th bar from the left)

Diameter 12 mm / 0.47 of an inch



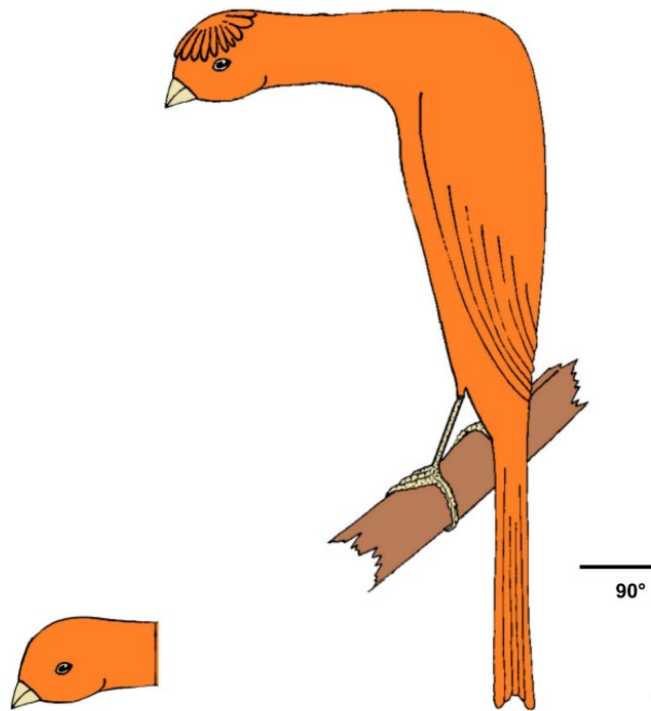
**Only yellow, red and white are allowed.  
No melanin except in the crest.**

## Salentino

### Standard

Points	Descriptions
<b>Position 25</b>	The position is at right angles with the neck stretched and of medium length, the back perpendicular to the perch with the tail being the natural continuation.
<b>Body Shape 20</b>	The body should not form triangles wherever it is observed. The chest should be flattened without prominence. The back forms a straight line to the tail, the shoulders should be tight, not high and should not show any depression with the back. The tail will be slightly open, dovetail.
<b>Size 20</b>	The ideal size is 12.5 cm / 5 inches or less.
<b>Crest - Head 15</b>	<b>The crest</b> should be well centered, of oval shape, compact, perfectly adhered to the head, formed of feathers which do not cover the eyes. <b>The head</b> is oval and slightly flattened at the top.
<b>Plumage and Color 10</b>	Smooth, tight and well adhered plumage on each part of the body, the plumage should not be loose and must be without frilling. <b>Ground color</b> : artificial red coloring, should be bright and evenly distributed. Exceptions are subjects with white ground color, without coloring.
<b>Legs 5</b>	The legs should be slightly bent and parallel carried.
<b>General Condition 5</b>	Clean, healthy, attentive and lively.




## Technical drawing



## Photograph



# Judgement Sheet

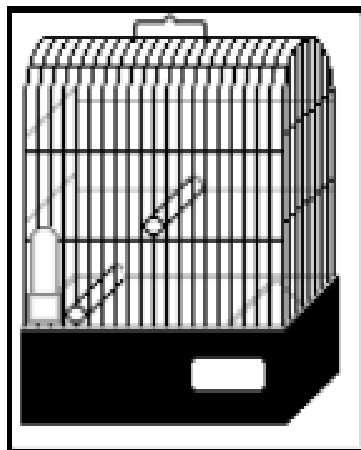
	<h2 style="margin: 0;">JUDGEMENT SHEET</h2>					
	<b>Exhibitor</b>					
	<b>Breeder Number</b>		<b>Ring (s)</b>		<b>Country</b>	
<b>Salentino (Crest/Non-Crest)</b>						
<b>Description:</b>			Crest <input type="checkbox"/>	Non-Crest <input type="checkbox"/>	<b>E</b>	<b>Class</b>
<b>Cage number</b>						
<b>Position</b>	<b>25</b>					
<b>Body Shape</b>	<b>20</b>					
<b>Size</b>	<b>20</b>					
<b>Crest - Head</b>	<b>15</b>					
<b>Plumage and Color</b>	<b>10</b>					
<b>Legs</b>	<b>5</b>					
<b>General condition</b>	<b>5</b>					
<b>Total</b>		<b>100</b>				
<b>Observation :</b>			<b>Total</b>			
			<b>Harmony</b>			
			<b>Total for stamm</b>			
<b>Date :</b>			<b>Location :</b>			
<b>Judge :</b>			<b>Classification :</b>			



**Show cage :**

Type C2 « Tunnel » with 2 round perches  
(1 top perch in the middle of the cage + 1 bottom perch on the 4th bar from the left)

Diameter 12 mm / 0.47 of an inch



**Red coloring mandatory except white ground color.**

## Yorkshire

### Standard

Points	Descriptions
<b>Position 25</b>	Erect attitude, fearless carriage. Long legs, slightly bent, visible thighs.
<b>Plumage 25</b>	Compact, short and tight plumage. Wings proportionally long and symmetrically carried on each side of the back axis, touching a compact and tight tail.
<b>Head 20</b>	Full and round head. Full neck, carried evenly towards the top of the shoulders and back. Short beak. The eyes as close as possible to the center of the head.
<b>Body 10</b>	Shoulders proportionally broad, round and well carried and gradually emerging at the head. Full and deep chest, corresponding to the width and roundness of the shoulders and beginning at the base of the beak. All round and gradually decreasing (back and abdomen) towards the tail. The abdomen and the underside of the tail forming a straight line.
<b>Size 10</b>	Minimum 17 cm / 6.7 inches.
<b>Condition and Color 10</b>	Pure and well distributed color in case of artificial coloring. In good condition and healthy. Clean. All colors are allowed.






**Technical drawing**



**Photograph**



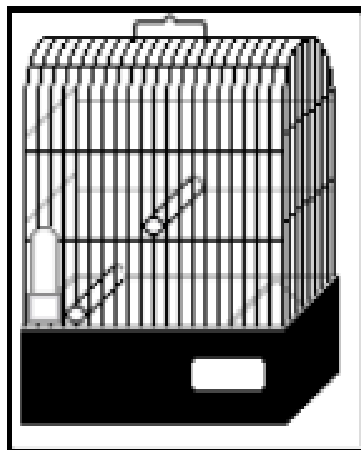
# Judgement Sheet

	<h2 style="margin: 0;">JUDGEMENT SHEET</h2>				
	<b>Exhibitor</b>				
	<b>Breeder Number</b>		<b>Ring (s)</b>		<b>Country</b>
<b>Yorkshire</b>					
<b>Description:</b>				<b>E</b>	<b>Class</b>
<b>Cage number</b>					
<b>Position</b>	<b>25</b>				
<b>Plumage</b>	<b>25</b>				
<b>Head</b>	<b>20</b>				
<b>Body</b>	<b>10</b>				
<b>Size (Minimum 17 cm / 6.7 inches)</b>	<b>10</b>				
<b>Condition and Color</b>	<b>10</b>				
<b>Total</b>	<b>100</b>				
<b>Observation :</b>		<b>Total</b>			
		<b>Harmony</b>			
		<b>Total for stamm</b>			
<b>Date :</b>		<b>Location :</b>			
<b>Judge :</b>		<b>Classification :</b>			

**Show cage :**

Type C2 « Tunnel » with 2 oval perches  
(1 top perch in the middle of the cage + 1 bottom perch on the 4th bar from the left)

Diameter 14 x 9 mm / 0.55 x 0.35 of an inch



**All colors are allowed.**

**STANDARDS O.M.J. / C.O.M. OF  
TYPE CANARIES  
E2**



## Frills - Section E2

### HEAVY FRILLED (ABUNDANT CURL):

- Parisian Frill
- A.G.I.
- Crested Padovan
- Non-crested Padovan
- North Frill
- Mélado Tinerfeño
- Mehringer
- Rogetto

### LIGHT FRILLED:

- South Frill
- Swiss Frill
- Gibber Italicus
- Giboso Español
- Giraldillo Sevillano
- Crested Fiorino
- Non-crested Fiorino

### The Frilling

We distinguish three main frilling:

The mantle, the jabot and the fins.

a) The Mantle or the Back frill

- Straight median line wich covers all or part of the back symmetrically.
- In the shape of a rose and/or “bouquet”

b) The Jabot: Chest frill in the shape of either

- Shell
- Basket
- Heart



c) Fins:

- Symmetrical and raised frills of the flanks.

To recognize the different frills apart from their respective frilling, there is also the position:

The position :

- Erected:
  - A.G.I. (60°)
  - Fiorino (55°)
  - Mehringer
  - North Frill (60°)
  - Padovan (65°)
  - Rogetto (60°)
- Semi erect:
  - Parisian Frill.
- In shape of 1:
  - Giboso Español
  - Giraldillo Sevillano
  - Mélado Tinerfeño
- In shape of 7:
  - Gibber Italicus
  - South Frill.
- In shape of half-moon:
  - Swiss Frill.




## Gibber Italicus

### Standard

Points	Descriptions
<b>Position 15</b>	Permanently in the shape of 7. The head and neck go down lower than the shoulders. The head and neck form an angle of almost 90° with the body.
<b>Head and Neck 15</b>	<u>Head</u> : Serpentine, very small, smooth. <u>Neck</u> : As long and smooth as possible, slightly curved.
<b>Legs and Feet 10</b>	Long and as perpendicular as possible with a slight inclination towards the back. Bare thighs on the front. The tarsus is perpendicular to the foot without forming an angle with the heel.
<b>Mantle 10</b>	Distributed symmetrically and well adhered to the wings. Not implanted too high.
<b>Jabot 10</b>	Small, short and symmetrical. In the shape of a comma. A small part of the sternum exposed at the throat.
<b>Fins 10</b>	Short but symmetrical, raised towards the shoulders without reaching them.
<b>Size 10</b>	Length 14 to 15 cm / 5.5 to 6 inches. Perfect proportions.
<b>Wings 5</b>	Regular and well adhered to the body.
<b>Tail 5</b>	Straight, narrow, homogeneous and complete.
<b>Plumage 5</b>	Rough and scanty, smooth abdomen. Only exposed in intensive and short plumage.
<b>Condition 5</b>	Active and healthy. All colors are allowed.

Technical drawing



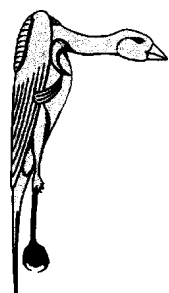


Photograph





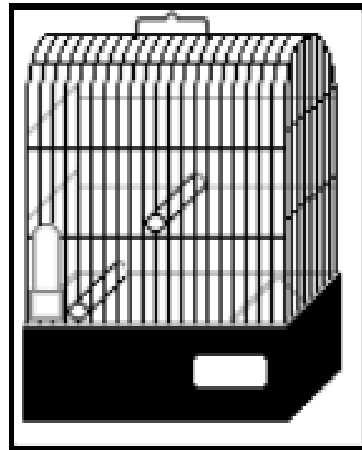
# Judgement Sheet

	JUDGEMENT SHEET			
	<b>Exhibitor</b>			
	<b>Breeder Number</b>	<b>Ring (s)</b>	<b>Country</b>	
Gibber Italicus				
<b>Description:</b>			<b>E</b>	<b>Class</b>
<b>Cage number</b>				
<b>Position</b>	<b>15</b>			
<b>Head and Neck</b>	<b>15</b>			
<b>Legs and Feet</b>	<b>10</b>			
<b>Mantle</b>	<b>10</b>			
<b>Jabot</b>	<b>10</b>			
<b>Fins</b>	<b>10</b>			
<b>Size (14 to 15 cm / 5.5 to 6 inches)</b>	<b>10</b>			
<b>Wings</b>	<b>5</b>			
<b>Tail</b>	<b>5</b>			
<b>Plumage</b>	<b>5</b>			
<b>Condition</b>	<b>5</b>			
<b>Total</b>	<b>100</b>			
<b>Observation :</b>		<b>Total</b>		
		<b>Harmony</b>		
		<b>Total for stamm</b>		
<b>Date :</b>		<b>Location :</b>		
<b>Judge :</b>		<b>Classification :</b>		

**Show cage :**

Type C2 « Tunnel » with 2 round perches  
(1 top perch in the middle of the cage + 1 bottom perch on the 4th bar from the left)

Diameter 12 mm / 0.47 of an inch



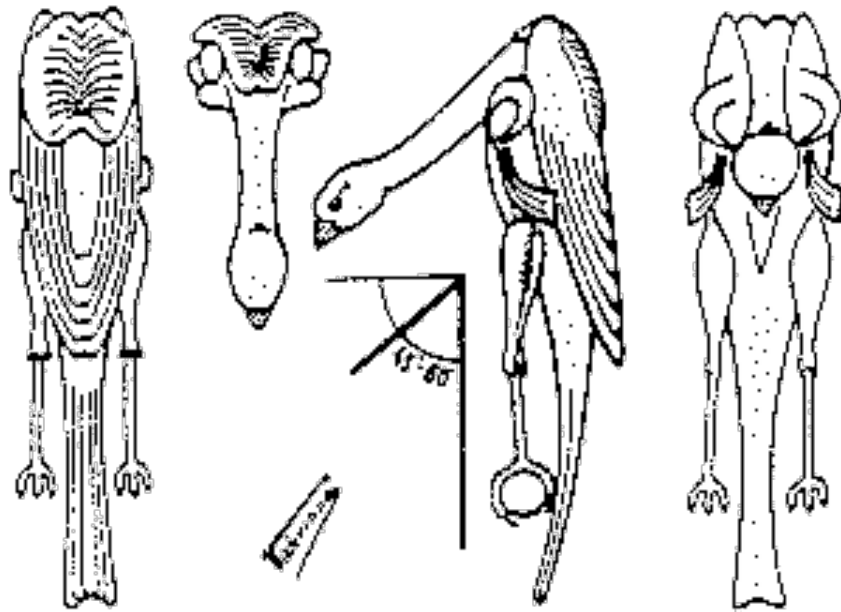
**All colors are allowed.**

## Giboso Español

### Standard

Points	Descriptions
<b>Position and Type 20</b>	In the shape of 1. In position, the neck and head should form an angle of 45° to 60° with the trunk. Type : shows clearly the frilled and smooth parts.
<b>Head and Neck 20</b>	Small, serpentine and smooth head. Conical and proportionate beak. Neck: Very long, smooth and slender downwards.
<b>Size 10</b>	Minimum 18 cm / 7 inches.
<b>Legs and Thighs 10</b>	Long and rigid legs. Thighs un-feathered in front and slightly bent back.
<b>Chest Frills (Jabot) Abdomen 10</b>	Well proportioned with the frilling inwards on each side towards the center, so as to show the sternum completely bare. Smooth abdomen.
<b>Wings and Back frills 10</b>	Wings long in proportion and well adhered to the body without crossing. The tips of the wings slightly detached from the body. In proportion. Shoulders carried high with symmetrically distributed frills on each side of a midline that forms a mantle that covers well the back.
<b>Fins 5</b>	Slight frilling that start symmetrically on each side of the body to form two small flanks.
<b>Tail 5</b>	In proportion to the body, narrow and directed slightly towards the perch to touch it gently.
<b>Plumage 5</b>	Plumage well closed on the smooth parts and sparse on the frilled parts. All colors are allowed.
<b>Condition 5</b>	Healthy and clean. Used to the show cage.




Technical Drawing



Photograph



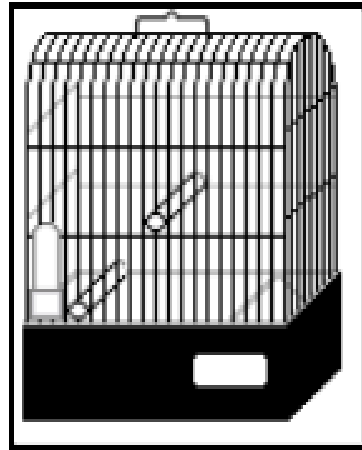
# Judgement Sheet

	<b>JUDGEMENT SHEET</b>				
	<b>Exhibitor</b>				
	<b>Breeder Number</b>		<b>Ring (s)</b>		<b>Country</b>
<b>Giboso Español</b>					
<b>Description:</b>				<b>E</b>	<b>Class</b>
<b>Cage number</b>					
<b>Position and Type</b>	<b>20</b>				
<b>Head and Neck</b>	<b>20</b>				
<b>Size</b>	<b>10</b>				
<b>Legs and Thighs</b>	<b>10</b>				
<b>Chest Frills (Jabot) Abdomen</b>	<b>10</b>				
<b>Wings and Back Frills</b>	<b>10</b>				
<b>Fins</b>	<b>5</b>				
<b>Tail</b>	<b>5</b>				
<b>Plumage</b>	<b>5</b>				
<b>Condition</b>	<b>5</b>				
<b>Total</b>	<b>100</b>				
<b>Observation :</b>		<b>Total</b>			
		<b>Harmony</b>			
		<b>Total for stamm</b>			
<b>Date :</b>		<b>Location :</b>			
<b>Judge :</b>		<b>Classification :</b>			

**Show cage :**

Type C2 « Tunnel » with 2 round perches  
(1 top perch in the middle of the cage + 1 bottom perch on the 4th bar from the left)

Diameter 14 mm / 0.55 of an inch.



**All colors are allowed.**

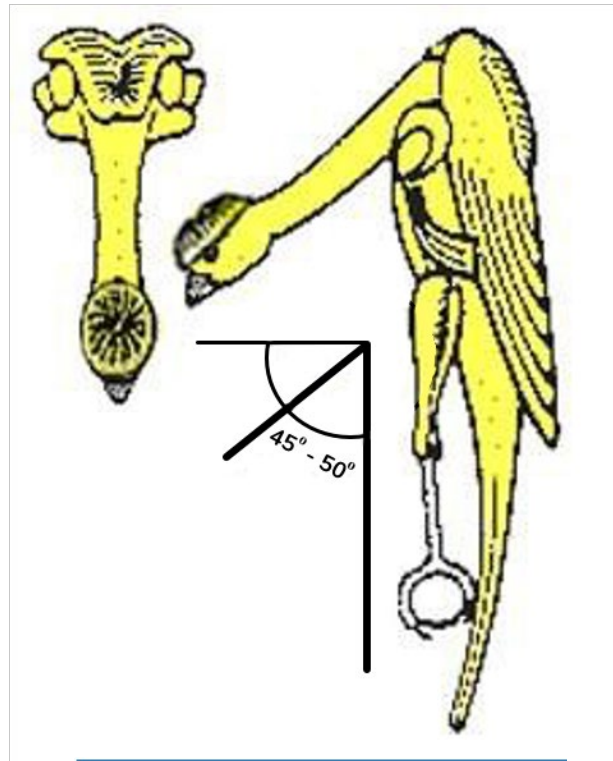


## Giraldillo Sevillano



### Standard

Points	Descriptions
<b>Position 20</b>	In the shape of one (1), the trunk at the vertical to the perch, neck inclined with an angle of minimum 45 ° and the tail that touches the perch.
<b>Size 15</b>	Max. 15 cm. / 6 inches, preference will be given to the smallest. The size is calculated as follows: A) from the tip of the beak to the center of the shoulders. B) from the center of the shoulders to the base of the tail. C) from the base of the tail to the tip of the tail. B and C should not be more than 9 cm / 3.5 inches.
<b>Crest 15</b>	Crest oval as the head, bushy, with feathers as long as possible, with a central point and adhered to the nape of the neck.
<b>Head and Neck 15</b>	<u>Head</u> : small, oval, slightly raised in relation to the neck line and covered with smooth feathers. Proportionate beak. <u>Neck</u> : Very long, thin, sloping and covered with smooth feathers. Without frills.
<b>Legs 10</b>	Very long, rigid. Thighs un-feathered in front and visible at the junction with the body.
<b>Chest 5</b>	Long, narrow with visible sternum, looking like a comma . A feathered sternum is to be penalized to the maximum.
<b>Back 5</b>	Long in form, narrow, shoulders carried high. Short, symmetrical, well proportioned mantle distributed on each side of the midline of the back. Wings adhered to the body without crossing each other, the tips of the wings slightly detaching from the body.
<b>Flanks 5</b>	Symmetrical in volume and height, small and adherent to the body. If it misses a fin, strong penalization.
<b>Tail 5</b>	Narrow, closed and grazing the perch, ending in an inverted "M" shape.
<b>General Condition and Plumage 5</b>	Plumage : fine, well adhered to the body. Healthy and clean. Complete plumage. Only the crested is allowed in judgement.

Technical drawing






Photograph





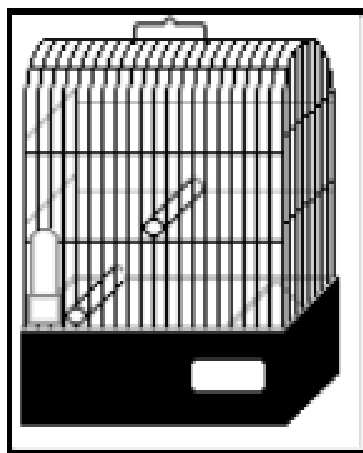
# Judgement Sheet

	JUDGEMENT SHEET			
	<b>Exhibitor</b>			
	<b>Breeder Number</b>	<b>Ring (s)</b>	<b>Country</b>	
Giraldillo Sevillano				
<b>Description:</b>			<b>E</b>	<b>Class</b>
<b>Cage number</b>				
<b>Position</b>	<b>20</b>			
<b>Size</b>	<b>15</b>			
<b>Crest</b>	<b>15</b>			
<b>Head and Neck</b>	<b>15</b>			
<b>Legs</b>	<b>10</b>			
<b>Chest</b>	<b>5</b>			
<b>Back</b>	<b>5</b>			
<b>Flanks</b>	<b>5</b>			
<b>Tail</b>	<b>5</b>			
<b>General Condition and Plumage</b>	<b>5</b>			
<b>Total</b>	<b>100</b>			
<b>Observation :</b>		<b>Total</b>		
		<b>Harmony</b>		
		<b>Total for stamm</b>		
<b>Date :</b>		<b>Location :</b>		
<b>Judge :</b>		<b>Classification :</b>		

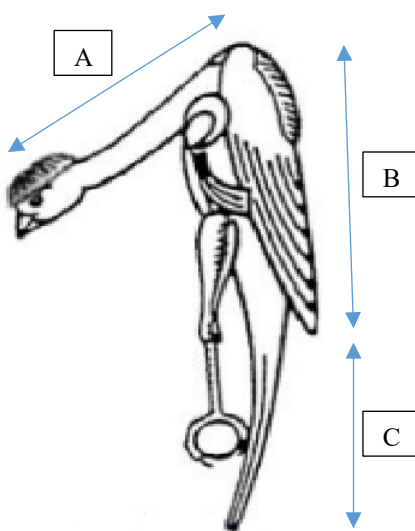
**Show cage :**

Type C2 « Tunnel » with 2 round perches  
(1 top perch in the middle of the cage + 1 bottom perch on the 4th bar from the left)

Diameter 12 mm / 0.47 of an inch



**Only the crested is allowed.  
All colors are allowed.**




## South Frill

### Standard

Points	Descriptions
<b>Position 15</b>	In the shape of number 7.
<b>Legs 10</b>	Long, straight and well feathered.
<b>Plumage 10</b>	As smooth as possible, without frills in the expected areas: head, neck and abdomen.
<b>Size 10</b>	17 cm / 6.7 inches.
<b>Mantle 10</b>	Symmetrical, well developed. Clear and straight midline. Carried high.
<b>Chest Frills 10</b>	Symmetrical. Basket shape.
<b>Fins 10</b>	Upward and symmetrical. High implantation just in front of the thighs.
<b>Head and Neck 10</b>	<u>Head</u> : fine, serpentine and smooth. <u>Neck</u> : long and smooth; leaning forward.
<b>Tail 5</b>	Narrow and closed.
<b>Wings 5</b>	Joined wings, not crossed.
<b>Condition 5</b>	Good presentation. Optimal health. All colors are allowed.




Technical drawing



Photograph



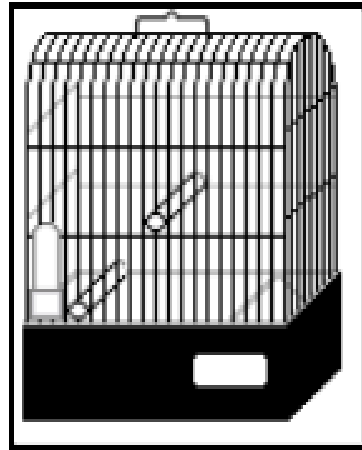
# Judgement Sheet

	JUDGEMENT SHEET			
	<b>Exhibitor</b>			
	<b>Breeder Number</b>	<b>Ring (s)</b>	<b>Country</b>	
South Frill				
<b>Description:</b>			<b>E</b>	<b>Class</b>
<b>Cage number</b>				
<b>Position</b>	<b>15</b>			
<b>Legs</b>	<b>10</b>			
<b>Plumage</b>	<b>10</b>			
<b>Size</b>	<b>10</b>			
<b>Mantle</b>	<b>10</b>			
<b>Chest frills</b>	<b>10</b>			
<b>Fins</b>	<b>10</b>			
<b>Head and Neck</b>	<b>10</b>			
<b>Tail</b>	<b>5</b>			
<b>Wings</b>	<b>5</b>			
<b>Condition</b>	<b>5</b>			
<b>Total</b>		<b>100</b>		
<b>Observation :</b>		<b>Total</b>		
		<b>Harmony</b>		
		<b>Total for stamm</b>		
<b>Date :</b>		<b>Location :</b>		
<b>Judge :</b>		<b>Classification :</b>		

**Show cage :**

Type C2 « Tunnel » with 2 round perches  
(1 top perch in the middle of the cage + 1 bottom perch on the 4th bar from the left)

Diameter 12 mm / 0.47 of an inch



**All colors are allowed.**

## Swiss Frill

### Standard

Points	Descriptions
<b>Posture and form</b> <b>15</b>	Elliptical shape. Half moon.
<b>Legs</b> <b>15</b>	Long and slightly bent. Thighs feathered. Too rigid legs give the bird a too angular position. Bird taking the bar attitude typical of the South Frill (minimum 4 points of penalty).
<b>Size</b> <b>10</b>	17 to 18 cm / 6.7 to 7 inches.
<b>Head and Neck</b> <b>10</b>	Head : small and oval. Neck : long and fine. Without frilling.
<b>Plumage</b> <b>10</b>	Head, neck and abdomen without frilling.
<b>Back frills</b> <b>"mantle"</b> <b>10</b>	Symmetrical and covering about 2/3 of the back.
<b>Chest frills</b> <b>10</b>	Symmetrical. Basket shape.
<b>Fins</b> <b>10</b>	Symmetrical and well developed. Well established and raised.
<b>Tail and Wings</b> <b>5</b>	Long tail. Narrow passing slightly under the perch. Long wings that do not cross.
<b>Condition</b> <b>5</b>	Healthy. Without deformations or defects. All colors are allowed, except red.

**Technical drawing**






**Photograph**





# Judgement Sheet

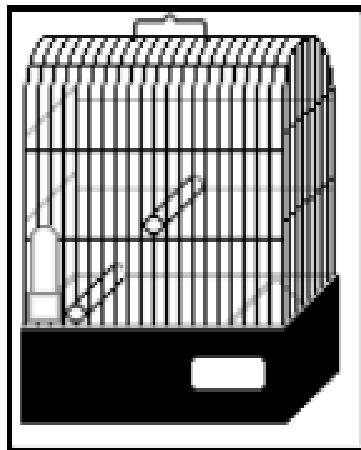
	<h2 style="margin: 0;">JUDGEMENT SHEET</h2>				
	<b>Exhibitor</b>				
	<b>Breeder number</b>		<b>Ring (s)</b>		<b>Country</b>
<b>Swiss Frill</b>					
<b>Description :</b>				<b>E</b>	<b>Class</b>
<b>Cage number</b>					
<b>Posture and Form</b>	<b>15</b>				
<b>Legs</b>	<b>15</b>				
<b>Size</b>	<b>10</b>				
<b>Head and Neck</b>	<b>10</b>				
<b>Plumage</b>	<b>10</b>				
<b>Back frills "mantle"</b>	<b>10</b>				
<b>Chest Frills</b>	<b>10</b>				
<b>Fins</b>	<b>10</b>				
<b>Tail and Wings</b>	<b>5</b>				
<b>Condition</b>	<b>5</b>				
<b>Total</b>		<b>100</b>			
<b>Observation :</b>		<b>Total</b>			
		<b>Harmony</b>			
		<b>Total for stamm</b>			
<b>Date :</b>		<b>Location :</b>			
<b>Judge :</b>		<b>Classification :</b>			



**Show cage :**

Type C2 « Tunnel » with 2 round perches  
(1 top perch in the middle of the cage + 1 bottom perch on the 4th bar from the left)

Diameter 12 mm / 0.47 of an inch



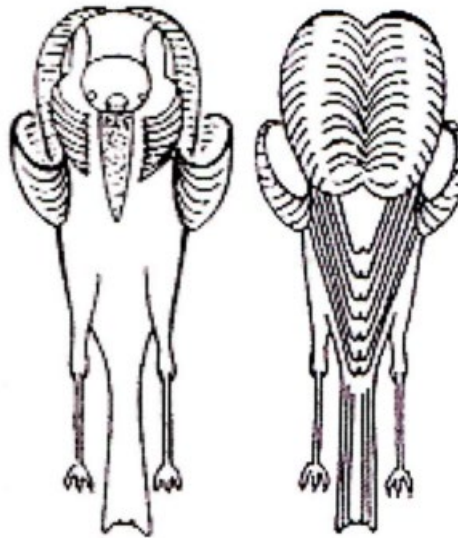
**All colors are allowed except red.**

## Mélado Tinerfeño

### Standard

Points	Descriptions
<b>Position 20</b>	Erected in the shape of number 1, seen from behind the head is not visible. In the working position, the shoulders are raised, as high as possible. Head and neck projected forward. The legs are vertical and straight. Tail perpendicular to the perch. Shape: large, voluminous, perfectly noticeable in the areas of smooth and curly feathers.
<b>Neck and Head 20</b>	Neck: as long as possible and thick (from beak to shoulder more than 5 cm / 2 inches), covered with smooth feathers. Cylindrical. Always projected forward and downward forming an angle of 45° or less to the body. Head: Proportionate, covered with smooth feathers. Conical and proportionate beak.
<b>Jabot (Chest) 20</b>	Wide, with short frills that arise symmetrically from each side of the chest to the center, so as to allow to see the sternum and abdomen covered with smooth and short feathers. Smooth abdomen.
<b>Fins (flanks) 10</b>	Curly feathers which are born on both sides of the body and form two large fins, tight, symmetrical without adherence to the wings.
<b>Size 10</b>	Minimum 18 cm / 7 inches.
<b>Mantle (shoulders) and Wings 10</b>	Broad, with high shoulders, with feathers that start symmetrically from the midline of the back and fall abundantly on both sides of the back forming a very voluminous mantle. Long and well adhered to the body, without crossing.
<b>Legs and Tail 5</b>	Long, stiff, with feathered thighs. Long and tight tail. Perpendicular to the perch.
<b>General condition 5</b>	Healthy and clean. Accustomed to the cage. All colors are allowed.




**Technical drawing**



**Photograph**



# Judgement Sheet

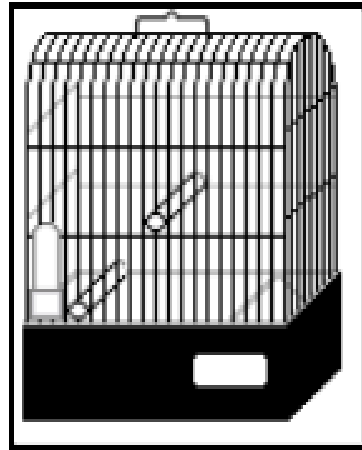
	JUDGEMENT SHEET			
	<b>Exhibitor</b>			
	<b>Breeder Number</b>	<b>Ring (s)</b>	<b>Country</b>	
Mélado Tinerfeño				
<b>Description :</b>			<b>E</b>	<b>Class</b>
<b>Cage number</b>				
<b>Position</b>	<b>20</b>			
<b>Neck and Head</b>	<b>20</b>			
<b>Jabot (Chest)</b>	<b>20</b>			
<b>Fins (Flanks)</b>	<b>10</b>			
<b>Size minimum 18 cm / 7 inches</b>	<b>10</b>			
<b>Mantle (Shoulders) an Wings</b>	<b>10</b>			
<b>Legs and Tail</b>	<b>5</b>			
<b>General Condition</b>	<b>5</b>			
<b>Total</b>	<b>100</b>			
<b>Observation :</b>		<b>Total</b>		
		<b>Harmony</b>		
		<b>Total for stamm</b>		
<b>Date :</b>		<b>Location :</b>		
<b>Judge :</b>		<b>Classification :</b>		



**Show cage :**

Type C2 « Tunnel » with 2 round perches  
(1 top perch in the middle of the cage + 1 bottom perch on the 4th bar from the left)

Diameter 12 mm / 0.47 of an inch



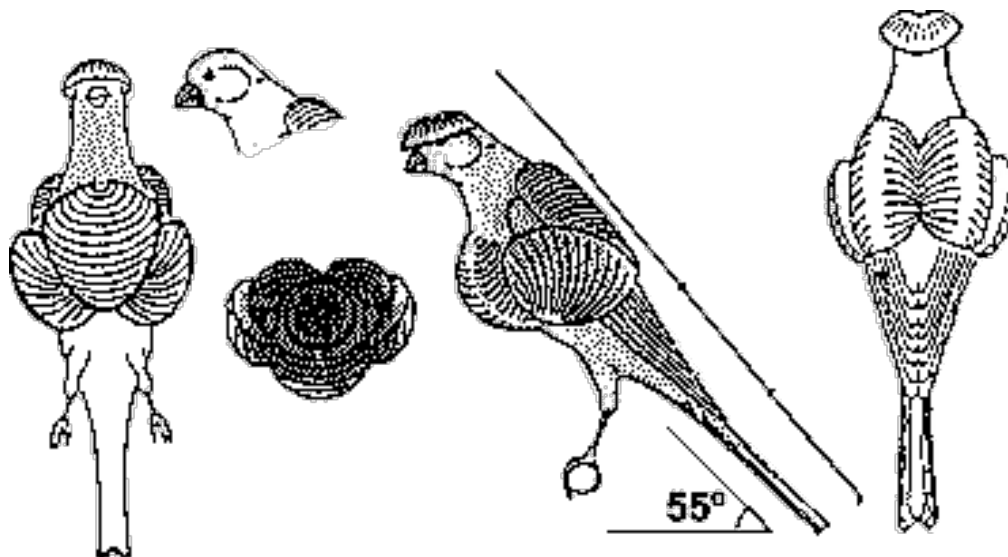
**All colors are allowed.**

## Fiorino

### Standard

Points	Descriptions
<b>Size and Shape</b>  <b>15</b>	Voluminous. Good shape, well filled. 13 cm / 5.1 inches – with perfect proportions.
<b>Head and Neck</b>  <b>15</b>	<u>Crest</u> : round and regular, symmetrical. Central point of the crest well in the center of the skull. Visible eye. <u>Non-crest</u> : large, smooth and round head with visible eyebrows. <u>Neck</u> : smooth, well exposed with or without small bare spot.
<b>Position</b>  <b>10</b>	Erected, body and tail forms an angle of 55° with the horizontal.
<b>Plumage</b>  <b>10</b>	Silky, voluminous. Smooth on the abdomen.
<b>Mantle and Shoulders</b>  <b>10</b>	<u>Mantle</u> : symmetrically distributed on the whole back. <u>Shoulders</u> : well developed.
<b>Fins</b>  <b>10</b>	Voluminous, symmetrical, raised just above the edge of the shoulders. Good implantation like the other lightly frill feathers.
<b>Jabot</b>  <b>10</b>	Symmetrical, voluminous. Closed shell shape.
<b>Wings</b>  <b>5</b>	Regular, complete and well adhered to the body.
<b>Legs and Thighs</b>  <b>5</b>	Long, well feathered, strong toes and nails.
<b>Tail</b>  <b>5</b>	Short and narrow.
<b>Condition</b>  <b>5</b>	Clean, active and healthy. All colors are allowed.

Technical drawing






Photograph






# Judgement Sheet

	<b>JUDGEMENT SHEET</b>				
	<b>Exhibitor</b>				
	<b>Breeder Number</b>	<b>Ring (s)</b>	<b>Country</b>		
<b>Fiorino (Crest/Non Crest)</b>					
<b>Description :</b>		Crest <input type="checkbox"/>	Non Crest <input type="checkbox"/>	<b>E</b>	<b>Class</b>
<b>Cage number</b>					
<b>Size and Shape</b>	<b>15</b>				
<b>Head and Neck</b>	<b>15</b>				
<b>Position</b>	<b>10</b>				
<b>Plumage</b>	<b>10</b>				
<b>Mantle and Shoulders</b>	<b>10</b>				
<b>Fins</b>	<b>10</b>				
<b>Jabot</b>	<b>10</b>				
<b>Wings</b>	<b>5</b>				
<b>Legs and Thighs</b>	<b>5</b>				
<b>Tail</b>	<b>5</b>				
<b>Condition</b>	<b>5</b>				
<b>Total</b>	<b>100</b>				
<b>Observation :</b>		<b>Total</b>			
		<b>Harmony</b>			
		<b>Total for stamm</b>			
<b>Date :</b>		<b>Location :</b>			
<b>Judge :</b>		<b>Classification :</b>			

**Show cage :**

Type C3 « Border » with 2 round perches spaced 10.2 cm / 4 inches apart

Diameter 12 mm / 0.47 of an inch




**All colors are allowed.**

## AGI (Arricciato Gigante Italiano)

### Standard

Points	Descriptions
<b>Head, Neck, Collar</b>  <b>15</b>	<u>Head</u> : round and voluminous with a conical beak, broad at the base. Complete or partial curl of the head (Cap), the eye is visible. <u>Neck</u> : smooth feathers with a frill in the shape of a collar all around. <u>Collar</u> : straight and turned up, shaped like a gutter.
<b>Fins</b>  <b>15</b>	Voluminous, long. Broad above the thighs, rising symmetrically on both sides to the curve of the wings.
<b>Size</b>  <b>10</b>	Minimum length 21 cm / 8.2 inches. In harmony with the whole.
<b>Plumage</b>  <b>10</b>	Supple and fine, very voluminous. All colors are allowed.
<b>Mantle and Bouquet</b>  <b>10</b>	<u>Mantle</u> : wide, long, very extensive feathers forming a rose-like curl from the central area on the back. <u>Bouquet</u> : small, but the arrangement on the rump is abundant.
<b>Jabot and Abdomen</b>  <b>10</b>	<u>Jabot</u> : voluminous. On both sides, the feathers converge upwards, forming a "fan" in the area near the collar, without causing any opening. <u>Abdomen</u> : rich in frills. The feathers are oriented upwards and unite with the jabot without forming empty spaces.
<b>Tail</b>  <b>10</b>	Long and wide, with rooster feathers. The end is closed.
<b>Position</b>  <b>5</b>	Proud, forming an angle of about 60° by relative to the perch. The tail, in the continuation of the back is slightly drooping.
<b>Wings</b>  <b>5</b>	Regular and powerful, adhered to the body. A slight crossing of the ends is allowed.
<b>Legs and Feet</b>  <b>5</b>	<u>Legs</u> : Robust and strong. <u>Feet</u> : strong, ensuring a good grip on the perch. Twisted or tended to twist nails.
<b>General condition</b>  <b>5</b>	The bird is clean and presents itself in good condition. Vigilant attitude, used to the exhibition cage.




Technical drawing



Photograph



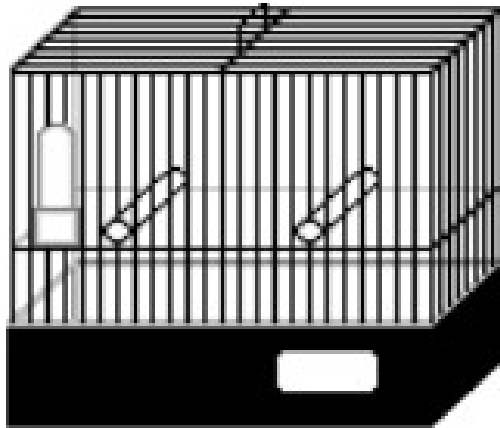
# Judgement Sheet

	<h2 style="margin: 0;">JUDGEMENT SHEET</h2>			
	<b>Exhibitor</b>			
	<b>Breeder Number</b>	<b>Ring (s)</b>	<b>Country</b>	
<b>AGI</b>				
<b>Description:</b>			<b>E</b>	<b>Class</b>
<b>Cage number</b>				
<b>Head, Neck, Collar</b>	<b>15</b>			
<b>Fins</b>	<b>15</b>			
<b>Size</b>	<b>10</b>			
<b>Plumage</b>	<b>10</b>			
<b>Mantle and Bouquet</b>	<b>10</b>			
<b>Jabot and Abdomen</b>	<b>10</b>			
<b>Tail</b>	<b>10</b>			
<b>Position</b>	<b>5</b>			
<b>Wings</b>	<b>5</b>			
<b>Legs and Feet</b>	<b>5</b>			
<b>General condition</b>	<b>5</b>			
<b>Total</b>	<b>100</b>			
<b>Observation :</b>		<b>Total</b>		
		<b>Harmony</b>		
		<b>Total for stamm</b>		
<b>Date :</b>		<b>Location :</b>		
<b>Judge :</b>		<b>Classification :</b>		

**Show cage :**

Type C1 « Parisian Frill » with 2 round perches spaced 12 to 13 cm / 4.72 to 5.11 inches apart.

Diameter 14 mm / 0.55 of an inch



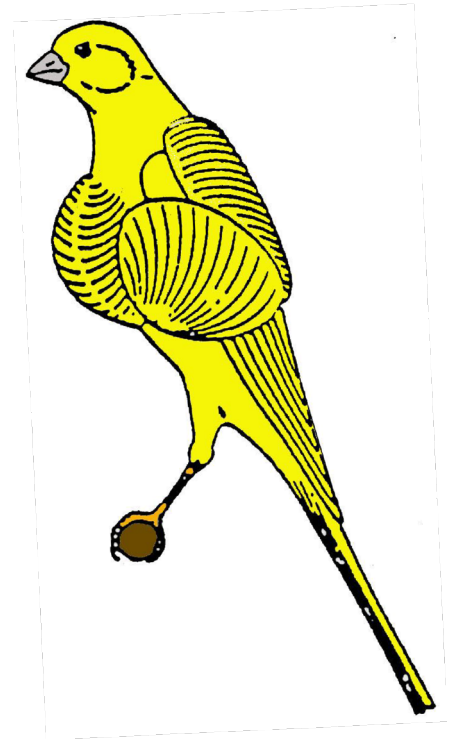
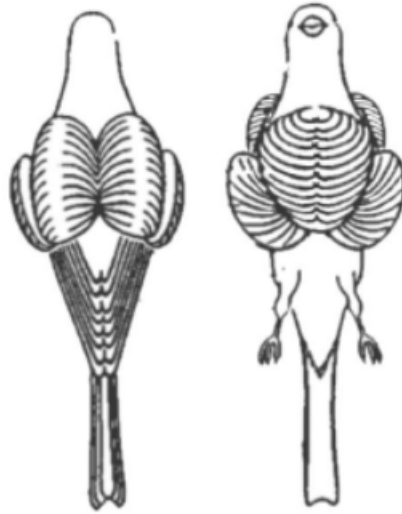
**All colors are allowed.**

## North Frill

### Standard

Points	Descriptions
<b>Shoulders and Mantle 15</b>	Symmetrical mantle, well developed, starting from the midline towards the shoulders. Well developed (2/3 of the back).
<b>Chest Frill 15</b>	In the shape of a closed shell.
<b>Fins 15</b>	Symmetrically implanted; from the fins to the shoulders. Implantation not too high or too low, in front of the legs.
<b>Position 15</b>	Erect position (60°). Legs quite long, slightly bent.
<b>Size 10</b>	17 to 18 cm / 6.7 to 7 inches.
<b>Head and Neck 10</b>	Small round head, not too heavy beak. Thin neck. Head, neck and nape are free of curls. Neck of proportionate length.
<b>Abdomen 10</b>	Absence of frilling.
<b>Tail 5</b>	Long and narrow tail.
<b>General condition 5</b>	In good health. Clean, without deformations or defects.

Technical drawing






Photograph





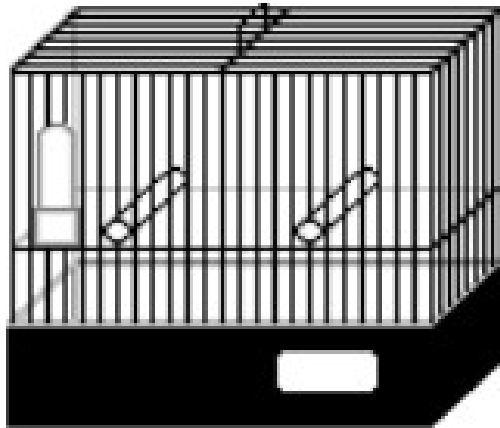
# Judgement Sheet

	<h2 style="margin: 0;">JUDGEMENT SHEET</h2>			
	<b>Exhibitor</b>			
	<b>Breeder Number</b>	<b>Ring (s)</b>	<b>Country</b>	
<b>North Frill</b>				
<b>Description:</b>			<b>E</b>	<b>Class</b>
<b>Cage number</b>				
<b>Shoulders and Mantle</b>	<b>15</b>			
<b>Chest Frill</b>	<b>15</b>			
<b>Fins</b>	<b>15</b>			
<b>Position</b>	<b>15</b>			
<b>Size</b>	<b>10</b>			
<b>Head and Neck</b>	<b>10</b>			
<b>Abdomen</b>	<b>10</b>			
<b>Tail</b>	<b>5</b>			
<b>General condition</b>	<b>5</b>			
<b>Total</b>	<b>100</b>			
<b>Observation :</b>		<b>Total</b>		
		<b>Harmony</b>		
		<b>Total for stamm</b>		
<b>Date :</b>		<b>Location :</b>		
<b>Judge :</b>		<b>Classification :</b>		

**Show cage :**

Type C1 « Parisian Frill » with 2 round perches spaced 12 to 13 cm / 4.72 to 5.1 inches apart

Diameter 12 mm / 0.47 of an inch



**All colors are allowed.**

## Parisian Frill

### Standard

Points	Descriptions
<b>Head - Collar Sideburns 15</b>	<u>Beak</u> : strong. <u>Head</u> : strong with a helmet of feathers folded down to the left or to the right on each side. The head is inserted into the shoulders by a corolla of straightened feathers forming a collar. The cheeks are provided with sideburns.
<b>Mantle or Shoulders Bouquet 15</b>	<u>Mantle</u> : long, covering 2/3 of the length of the wings, broad, falling symmetrically on each side of the median line of the back. <u>Bouquet</u> : abundant, implanted in the bottom of the mantle and between the wings, directed on the left or on the right.
<b>Jabot 15</b>	Voluminous, closed in the shape of a shell, symmetrical with no hole underneath.
<b>Fins 15</b>	Strong, wide, symmetrical, well established in the flanks. Oriented as much as possible towards the top of the back. Totally distinct from the jabot.
<b>Rooster feathers Olive - Breeches 10</b>	<u>Rooster feathers</u> : abundant, falling on each side of the tail. <u>Olive</u> : presence of a bouquet of tight feathers going from the femur to the birth of the tail. <u>Breeches</u> : abundant, leaving no holes under the abdomen.
<b>Legs, Tail, Wings 10</b>	<u>Legs and Feet</u> : long, strong with thick nails, the thumbnail at least twisted into a corkscrew. <u>Tail</u> : long and thick, its tip is square. The whole practically follows the line of the back. <u>Wings</u> : long, without exaggerated crossing.
<b>Size, Shape, Position 10</b>	<u>Size</u> : the largest possible and with minimum 19 cm / 7.5 inches. <u>Shape</u> : harmonious – Massive appearance. <u>Position</u> : semi-erect, proud, majestic.
<b>Plumage and condition 10</b>	<u>Plumage</u> : abundant, voluminous and silky. <u>Condition</u> : presented in good health and cleanliness. All colors are allowed.




Technical drawing



Photograph



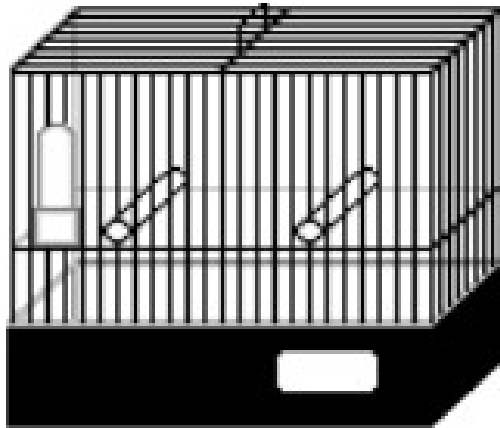
# Judgement Sheet

	<h2 style="margin: 0;">JUDGEMENT SHEET</h2>			
	<b>Exhibitor</b>			
	<b>Breeder Number</b>	<b>Ring (s)</b>	<b>Country</b>	
<b>Parisian Frill</b>				
<b>Dénomination:</b>			<b>E</b>	<b>Class</b>
<b>Cage number</b>				
<b>Head – Collar Sideburns</b>	<b>15</b>			
<b>Mantle or Shoulders, Bouquet</b>	<b>15</b>			
<b>Jabot</b>	<b>15</b>			
<b>Fins</b>	<b>15</b>			
<b>Rooster feathers, Olive - Breeches</b>	<b>10</b>			
<b>Legs, Tail, Wings</b>	<b>10</b>			
<b>Size, Shape, Position</b>	<b>10</b>			
<b>Plumage and condition</b>	<b>10</b>			
<b>Total</b>	<b>100</b>			
<b>Observation :</b>		<b>Total</b>		
		<b>Harmony</b>		
		<b>Total for stamm</b>		
<b>Date :</b>		<b>Location :</b>		
<b>Judge :</b>		<b>Classification :</b>		

**Show cage :**

Type C1 « Parisian Frill » with 2 round perches spaced 12 to 13 cm / 4.72 to 5.1 inches apart

Diameter 14 mm / 0.55 of an inch



**All colors are allowed.**

## Mehringer

### Standard

Points	Descriptions
<b>Size 20</b>	13 cm / 5.1 inches.
<b>Mantle and Bouquet 15</b>	<u>Mantle</u> : voluminous, falling symmetrically on each side of a median line. <u>Bouquet</u> : The bouquet is an additional plumage, implanted in the bottom of the mantle and between the wings, directed on the left or on the right side.
<b>Jabot and Abdomen 15</b>	The plumage on both sides of the chest runs and touches in the middle of the chest. The abdomen is also frilled.
<b>Fins 15</b>	The flanks above the thighs are voluminous and on both sides symmetrically rising.
<b>Head, Collar, Sideburns 10</b>	The head of the Mehringer is rather broad and well frilled, it must be in harmony with the proportions of the body. The head is inserted into the shoulders by a corolla of straightened feathers forming a collar. The cheeks are provided with sideburns.
<b>Legs and Feet 5</b>	Short, with frilled legs.
<b>Tail 5</b>	The tail should be wide and tight. Rooster feathers are present on both sides of the tail.
<b>Position 5</b>	The maintenance is erected. The head, back and tail should show a straight line.
<b>Plumage 5</b>	Voluminous and silky.
<b>Condition 5</b>	Presented in good conditions of health and cleanliness. All colors are allowed.

**Technical drawing**






**Photograph**





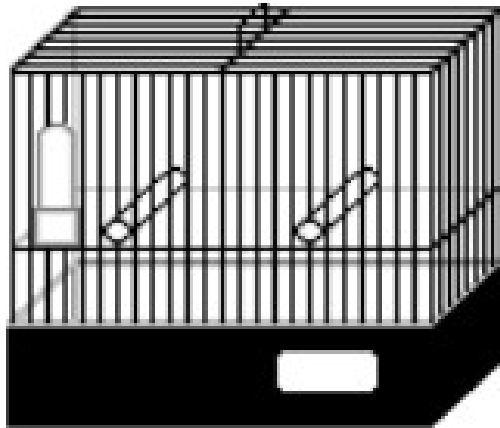
# Judgement Sheet

	<b>JUDGEMENT SHEET</b>				
	<b>Exhibitor</b>				
	<b>Breeder Number</b>		<b>Ring (s)</b>		<b>Country</b>
<b>Mehringer</b>					
<b>Description:</b>				<b>E</b>	<b>Class</b>
<b>Cage number</b>					
<b>Size</b>	13 cm / 5.1 inches	20			
<b>Mantle and Bouquet</b>		15			
<b>Jabot and Abdomen</b>		15			
<b>Fins</b>		15			
<b>Head, Collar, Sideburns</b>		10			
<b>Legs and Feet</b>		5			
<b>Tail</b>		5			
<b>Position</b>		5			
<b>Plumage</b>		5			
<b>Condition</b>		5			
<b>Total</b>		<b>100</b>			
<b>Observation :</b>		<b>Total</b>			
		<b>Harmony</b>			
		<b>Total for stamm</b>			
<b>Date :</b>		<b>Location :</b>			
<b>Judge :</b>		<b>Classification :</b>			

**Show cage :**

Type C1 « Parisian Frill » with 2 round perches spaced 12 to 13 cm / 4.72 to 5.1 inches apart

Diameter 12 mm / 0.47 of an inch



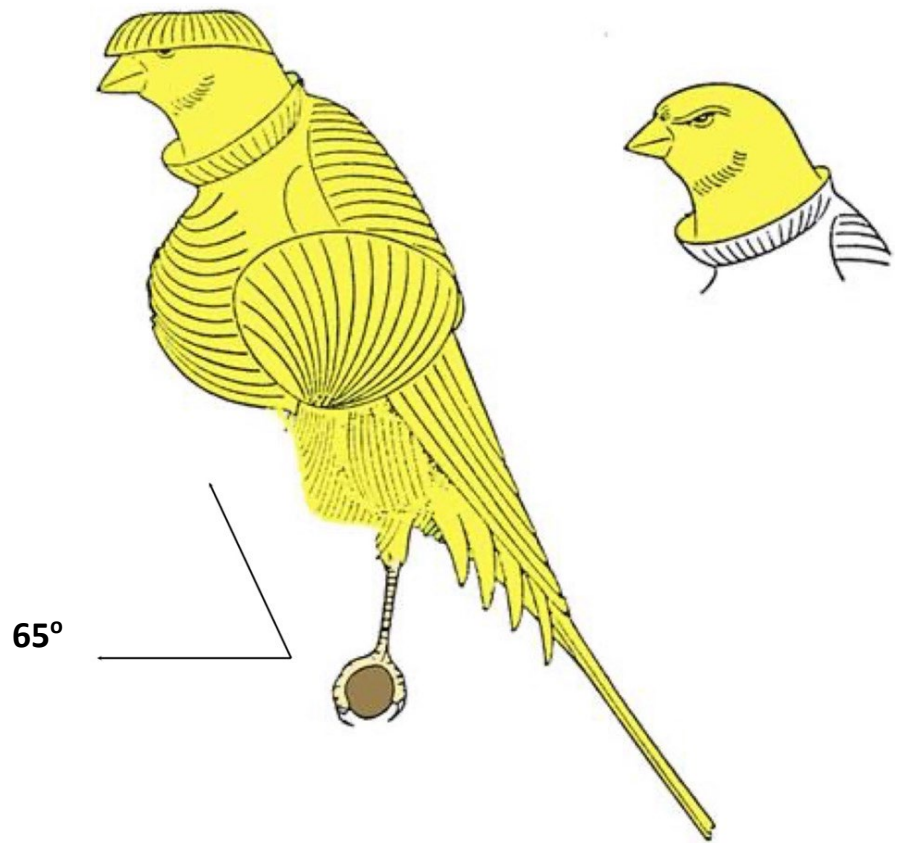
**All colors are allowed.**

## Padovan

### Standard

Points	Descriptions
<b>Head, Crest, Neck and Collar 20</b>	<p>Beak: adapted to the size of the bird. The crest is composed of soft feathers which fall on the beak and the eyes.</p> <p>The crest covers well the back of the head.</p> <p>Smooth and well released neck.</p> <p>Complete collar at the base. A minimal bare part on the back of the head is allowed.</p> <p>The non-crest bird should have a large and smooth head with well-defined eyebrows.</p>
<b>Plumage 10</b>	<p>Silky and abundant.</p> <p>Voluminous on the abdomen.</p>
<b>Size 10</b>	18 – 19 cm / 7.08 – 7.48 inches with perfect proportions.
<b>Position 10</b>	<p>Well erected.</p> <p>The head, body and tail form an angle of <math>\pm 65^\circ</math> with the horizontal.</p>
<b>Jabot 10</b>	<p>Voluminous, rising with void below the jabot.</p> <p>Separation between jabot and abdomen with light frilling.</p>
<b>Mantle 10</b>	Voluminous and symmetrically distributed to cover the entire back.
<b>Fins 10</b>	Voluminous, symmetrically implanted and raised to the mantle.
<b>Wings 5</b>	Regular and well adhered.
<b>Legs and Feet 5</b>	<p>Well feathered thighs.</p> <p>Strong legs, feet and nails.</p> <p>Nails not corkscrewed.</p>
<b>Tail 5</b>	Homogeneous, provided with rooster feathers on each side of the tail, long and broad.
<b>Condition 5</b>	<p>Active, clean and in good health.</p> <p>All colors are allowed.</p>




**Technical drawing**



**Photograph**



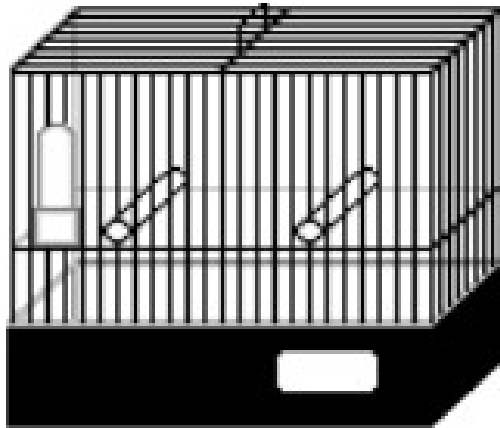
# Judgement Sheet

	JUDGEMENT SHEET			
	<b>Exhibitor</b>			
	<b>Breeder Number</b>	<b>Ring (s)</b>	<b>Country</b>	
Padovan (Crest/Non Crest)				
<b>Description:</b>	Crest <input type="checkbox"/>	Non Crest <input type="checkbox"/>	<b>E</b>	<b>Class</b>
<b>Cage N°</b>				
<b>Head, Crest, Neck and Collar</b>	<b>20</b>			
<b>Plumage</b>	<b>10</b>			
<b>Size</b>	<b>10</b>			
<b>Position</b>	<b>10</b>			
<b>Jabot</b>	<b>10</b>			
<b>Mantle</b>	<b>10</b>			
<b>Fins</b>	<b>10</b>			
<b>Wings</b>	<b>5</b>			
<b>Legs and Feet</b>	<b>5</b>			
<b>Tail</b>	<b>5</b>			
<b>Condition</b>	<b>5</b>			
<b>Total</b>	<b>100</b>			
<b>Observation :</b>	<b>Total</b>			
	<b>Harmony</b>			
	<b>Total for stamm</b>			
<b>Date :</b>	<b>Location :</b>			
<b>Judge :</b>	<b>Classification :</b>			

**Show cage :**

Type C1 « Parisian Frill » with 2 round perches spaced 12 to 13 cm / 4.72 to 5.1 inches apart

Diameter 12 mm / 0.47 of an inch



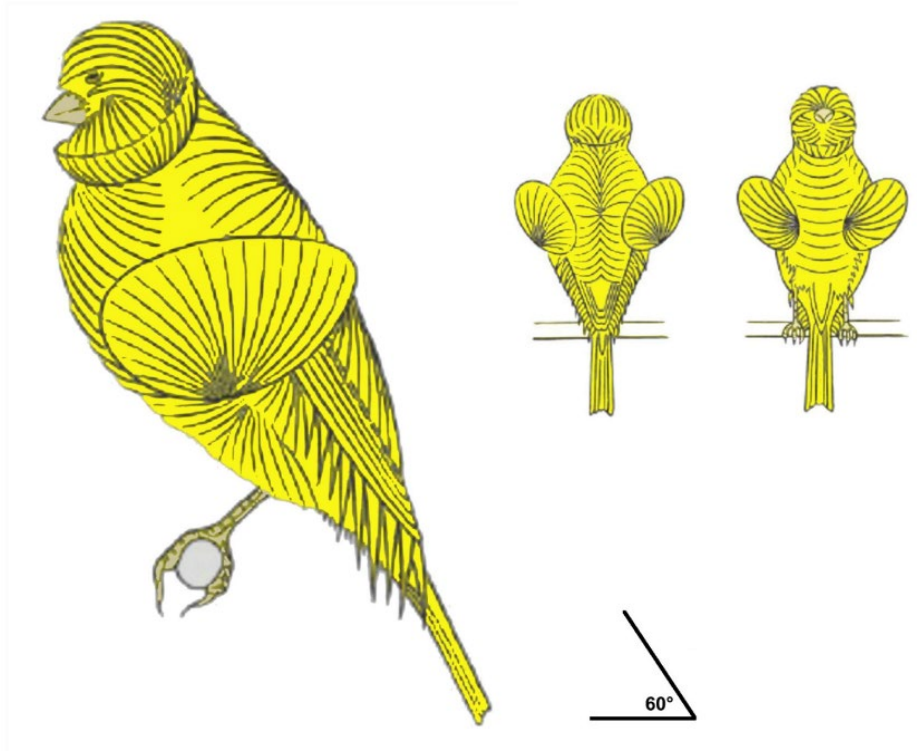
**All colors are allowed.**

## Rogetto

### Standard

Points	Descriptions
<b>Size 20</b>	Length 15 cm / 6 inches or less.
<b>Head and Neck 20</b>	Voluminous head with a full cap or full cap tendency. Abundant sideburns and with an obvious collar.
<b>Mantle 10</b>	Ample and symmetrical mantle. Voluminous in the shape of a rose. Double bouquet.
<b>Flanks 10</b>	Thick and wide, well curved upwards, symmetrical.
<b>Jabot 10</b>	Full, symmetrical, starting from the abdomen to the chest without interruption.
<b>Position 5</b>	Erect. Head, trunk and tail in line.
<b>Plumage 5</b>	Silky.
<b>Wings 5</b>	Complete, well adhered to the body, not crossing each other.
<b>Legs 5</b>	In proportion with the bird.
<b>Tail 5</b>	Short. Visible and symmetrical rooster feathers.
<b>General Condition 5</b>	Optimal health and with a perfectly clean plumage. A canary that is not in good health must be excluded from judging.

Technical drawing






Photograph





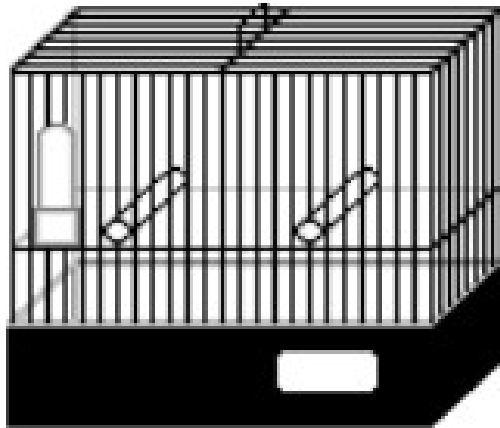
# Judgement Sheet

	JUDGEMENT SHEET			
	<b>Exhibitor</b>			
	<b>Breeder Number</b>	<b>Ring (s)</b>	<b>Country</b>	
Rogetto				
<b>Description:</b>			<b>E</b>	<b>Class</b>
<b>Cage number</b>				
<b>Size maximum 15 cm / 6 inches</b>	<b>20</b>			
<b>Head and Neck</b>	<b>20</b>			
<b>Mantle</b>	<b>10</b>			
<b>Flanks</b>	<b>10</b>			
<b>Jabot</b>	<b>10</b>			
<b>Position</b>	<b>5</b>			
<b>Plumage</b>	<b>5</b>			
<b>Wings</b>	<b>5</b>			
<b>Legs</b>	<b>5</b>			
<b>Tail</b>	<b>5</b>			
<b>General condition</b>	<b>5</b>			
<b>Total</b>	<b>100</b>			
<b>Observation :</b>		<b>Total</b>		
		<b>Harmony</b>		
		<b>Total for stamm</b>		
<b>Date :</b>		<b>Location :</b>		
<b>Judge :</b>		<b>Classification :</b>		

**Show cage :**

Type C1 « Parisian Frill » with 2 round perches spaced 12 to 13 cm / 4.72 to 5.1 inches apart

Diameter 12 mm / 0.47 of an inch



**All colors are allowed.**

