

Report on Student Health and Counseling Center and Student ID Card Fee



Agenda

- **Governance**
- **History**
- **Purpose**
- **Revenues and Expenditures**
- **Questions**



Governance



- **Executive Order 1054** – *CSU Fee Policy*
- **Executive Order 1053** – *Policy on Student Mental Health*
- **Executive Order 943** – *CSU University Health Policy*
- **Executive Order 637** – *CSU Policy on Student Health Services*

History

- Both fees are Category II fees, and are required to be paid to enroll or attend the university
- Category II fees are established or adjusted either through student fee referendum or alternative consultation and must be approved by the Chancellor
- Both fees are charged for Spring, Fall, and Summer. The Student ID Card fee is also charged for Intersession.

History

- Student Health Center fee of \$25.00 was first charged in 1993.
- In Fall 2005, to improve and augment health and counseling services, the fee was increased \$5.00 per semester from 2006 through 2008 increasing the per semester fee to \$45.00.

In Spring 2012, to expand mental health and counseling services, the fee was increased \$25 for Fall 2012 and \$2.00 per semester over the next five semesters, increasing the fee by \$35 for a total of \$80 per semester by Spring 2015.



History

- The Student ID Card Fee was initially \$1.00 per semester, increased to \$2.00 per semester around 2001, and increased to \$4.00 per semester for Spring 2003.

Purpose



- Student ID Card

To support cost of maintaining the Titan Card program including the cost of staffing, systems and program support, and equipment.

Purpose



- Student Health and Counseling Center Fee

To provide basic student health and counseling services and support Student Health Center operations as required per Chancellor's Office Executive Order 943 and 1053
Student Health Advisory Committee

“Student Health Centers shall be established and maintained to facilitate the retention of students matriculated in state-supported programs of the university and to enhance the academic performance of students through accessible and high quality medical care, public health prevention programs, and educational programs and services.”

- Student Health Advisory Committee

Student ID Card Fees

Revenues and Expenditures

| | <u>12/13</u> | <u>13/14</u> |
|-----------------------|---------------------|--------------------|
| Revenues | 324,752.75 | 342,261.17 |
| Expenditures | | |
| Titan Card Operations | 409,976.18 | 355,472.00 |
| Support Group | 51,200.00 | 51,993.00 |
| | <u>461,176.18</u> | <u>407,465.00</u> |
| Net Deficit | <u>(136,423.43)</u> | <u>(65,203.83)</u> |

TitanCard Features

- Official Cal State Fullerton identification card
- Stored-value card (Titan Tender), meal plans, etc.
- Facilities and events access card (door access, computer labs, lab printers, athletics events, attendance tracking, etc.)
- OPTIONAL - US Bank Checking Account card
- More info about TitanCard services at:
 - <http://www.fullerton.edu/IT/services/TitanCard/index.asp>

Key Statistics for TitanCard: 2012-13

- Cards created: 19,003
- Number of cash transactions at TitanCard office: 46,555
- Cash Transactions on campus via TitanCard: \$751,109
- Activities tracked on TitanCard readers: 216,943
- TitanTender Deposits: \$652,853

Key Statistics for TitanCard: 2013-14

- Cards created: 21,651
- Number of cash transactions at TitanCard office: 41,457
- Cash Transactions on campus via TitanCard: \$651,515
- Activities tracked on TitanCard readers: 219,034
- TitanTender Deposits: \$653,064

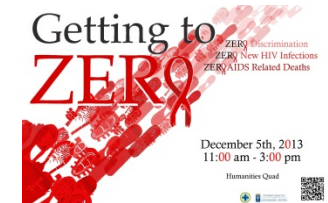

Replacement Card Fee at Other CSU's

| CSU Campus | Replacement Card Fee |
|-----------------------|----------------------|
| San Diego | \$20.00 |
| San Francisco (* \$2) | \$20.00 |
| Channel Islands | \$15.00 |
| Pomona | \$15.00 |
| Sacramento | \$15.00 |
| Fullerton (* \$4) | \$10.00 |
| Fresno (* \$5) | \$10.00 |
| Monterey Bay | \$10.00 |
| San Bernardino | \$10.00 |
| Bakersfield (* \$4) | \$ 5.00 |
| Los Angeles | \$ 5.00 |
| Long Beach (* \$5) | \$ 5.00 |
| Chico (* \$2) | \$ 2.00 |

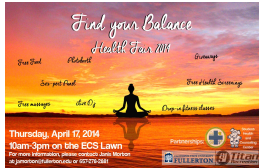
Student Health and Counseling Center Fees

Revenues and Expenditures

| | 12/13 | 13/14 |
|------------------------------|--------------------|--------------------|
| Revenues | 5,576,282 | \$6,268,292 |
| Expenditures | | |
| Administration | \$334,987 | \$319,744 |
| CAPS | \$929,689 | \$1,752,407 |
| Clinic Operation (Providers) | \$1,219,312 | \$1,552,411 |
| Health Promotion | \$243,451 | \$447,376 |
| Information Systems | \$176,738 | \$149,639 |
| Laboratory | \$211,822 | \$282,274 |
| Medical Records/FD | \$400,609 | \$360,543 |
| Nursing | \$638,314 | \$776,398 |
| Pharmacy | \$187,306 | \$146,943 |
| Physical Therapy | \$156,517 | \$170,785 |
| Radiology | \$111,156 | \$85,313 |
| Special Projects | \$0 | \$25,479 |
| Work Orders | \$20,733 | \$78,856 |
| Family PACT | \$87,858 | \$143,918 |
| Other | \$924,322 | \$645,747 |
| | \$5,642,813 | \$6,937,832 |
| Net Deficit | (\$66,531) | (\$669,540) |



SHCC- How Do We Compare



Student Health and Counseling Center
California State University, Fullerton

FREE NUTRITION WORKSHOPS
at the
Student Health Center



Schedule an appointment for a Nutrition Workshop:
Phone: 657.278.7223
657.278.2800
Email: dhoang@fullerton.edu

<http://www.fullerton.edu/shcc>



| 2014-15 California State University Tuition and Fee Rates | | | | | | | | | | |
|--|---|----------------|-------------------|-----------------|------------------------------------|---------------------------------|--------------------------|---------------------|---------------------------|--|
| | Undergraduate Tuition Fee* | | Health Facilities | Health Services | Instructionally Related Activities | Materials Services & Facilities | Student Body Association | Student Body Center | Tuition Fee + Campus Fees | |
| | Up to 6 units | Above 6 units | | | | | | | | |
| Bakersfield | \$3,174 | \$5,472 | \$6 | \$285 | \$162 | \$57 | \$363 | \$447 | \$6,792 | |
| Channel Islands | 3,174 | 5,472 | 6 | 190 | 250 | 135 | 144 | 324 | 6,521 | |
| Chico | 3,174 | 5,472 | 6 | 266 | 276 | 82 | 130 | 770 | 7,002 | |
| Dominguez Hills | 3,174 | 5,472 | 6 | 150 | 10 | 40 | 135 | 326 | 6,139 | |
| East Bay | 3,174 | 5,472 | 6 | 225 | 129 | 243 | 129 | 360 | 6,564 | |
| Fresno | 3,174 | 5,472 | 6 | 216 | 264 | 46 | 69 | 226 | 6,299 | |
| Fullerton | 3,174 | 5,472 | 6 | 156 | | | 148 | 268 | 6,315 | |
| Humboldt | 3,174 | 5,472 | 6 | 408 | | | | | 7,171 | |
| Long Beach | 3,174 | 5,472 | 6 | 90 | | | | | | |
| Los Angeles | 3,174 | 5,472 | 6 | 165 | | | | | | |
| Maritime Academy | 3,174 | 5,472 | 14 | 680 | | | | | | |
| Monterey Bay | 3,174 | 5,472 | 0 | 126 | | | | | | |
| Northridge | 3,174 | 5,472 | 6 | 118 | | | | | | |
| Pomona | 3,174 | 5,472 | 6 | 243 | | | | | | |
| Sacramento | 3,174 | 5,472 | 32 | 234 | | | | | | |
| San Bernardino | 3,174 | 5,472 | 39 | 221 | | | | | | |
| San Diego | 3,174 | 5,472 | 50 | 300 | | | | | | |
| San Francisco | 3,174 | 5,472 | 6 | 298 | | | | | | |
| San Jose | 3,174 | 5,472 | 113 | 276 | | | | | | |
| San Luis Obispo | 3,174 | 5,472 | 9 | 295 | | | | | | |
| San Marcos | 3,174 | 5,472 | 50 | 288 | | | | | | |
| Sonoma | 3,174 | 5,472 | 32 | 368 | | | | | | |
| Stanislaus | 3,174 | 5,472 | 16 | 354 | | | | | | |
| Average | \$3,174 | \$5,472 | \$19 | \$259 | | | | | | |
| Credential Program Tuition Fee* | \$3,684 | \$6,348 | | | | | | | | |
| Graduate/Post Baccalaureate Tuition Fee* | \$3,906 | \$6,738 | | | | | | | | |
| Education Doctorate Tuition Fee* | | \$11,118 | | | | | | | | |
| Nursing Practice Doctorate Tuition Fee* | | \$14,340 | | | | | | | | |
| Physical Therapy Doctorate Tuition Fee* | | \$16,148 | | | | | | | | |
| Graduate Business Professional Fee* | \$169/quarter unit, \$254/semester unit in addition to graduate tuition fee and non-resident tuition fee if | | | | | | | | | |
| Non Resident Tuition Fee* | \$248/quarter unit or \$372/semester unit in addition to applicable tuition fee rates. | | | | | | | | | |
| *The campus mandatory fees are paid in addition to the above tuition fees. | | | | | | | | | | |



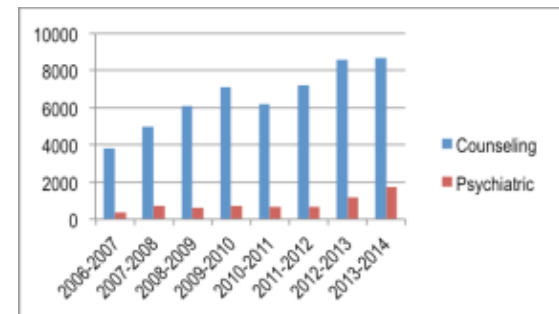
What Did CSUF Students Get



- ProtoCall – After Hours Crisis Intervention
- Expansion of Health Education and Promotion
- Pharmacist
- 1 Psych NP
- 2 Case Managers
- Additional Counselors
- Increased Services at Irvine
- Increased Medical Services - about 4500 more visits last year (20% Increase)



- *PHUN Hut has interacted with over 10,000 students already this academic year*
- *Nearly 50%, or 18,724 individual CSUF students, used services at SHCC last year with over 60,000 visits!*



Questions

