



CALIFORNIA STATE UNIVERSITY
FULLERTON[™]

Consolidated Course Fee

An Overview of History & Use

February 25, 2016

Lisa Kopecky
Assistant Vice President of
Academic Operations & Finance

Funds Use

Consolidated Course Fee revenues are used by the colleges to fund instructional supplies, software, equipment, maintenance, upgrades, materials, instructional support services and to provide other value added educational experiences not provided as part of the basic requirement for a course/lab.

COMMUNITY HEALTH POVERTY SIMULATION - SEPTEMBER 12, 2015



Over 150 nursing students serve the community every semester through our Community Health Nursing classes. The rotation includes 120 hours per student placed at Departments of Public Health in Los Angeles, Orange, Riverside, or San Bernardino counties as well as other community based organizations serving the homeless, under served populations, migrant families, youth at risk, youth with disabilities, etc.



For the very first time, as an introduction to the course, the School of Nursing hosted a life-like, Monopoly-style poverty simulation exercise to increase awareness about the complexities of living in day-to-day poverty and to gain a better understanding of the types of patients they will encounter throughout their career.

"Poverty is not a game for over 49 million people living in the United States." -Dr. Maria Matza (Nursing Community Health Lead)

Permitted Uses



Prohibited Purchases

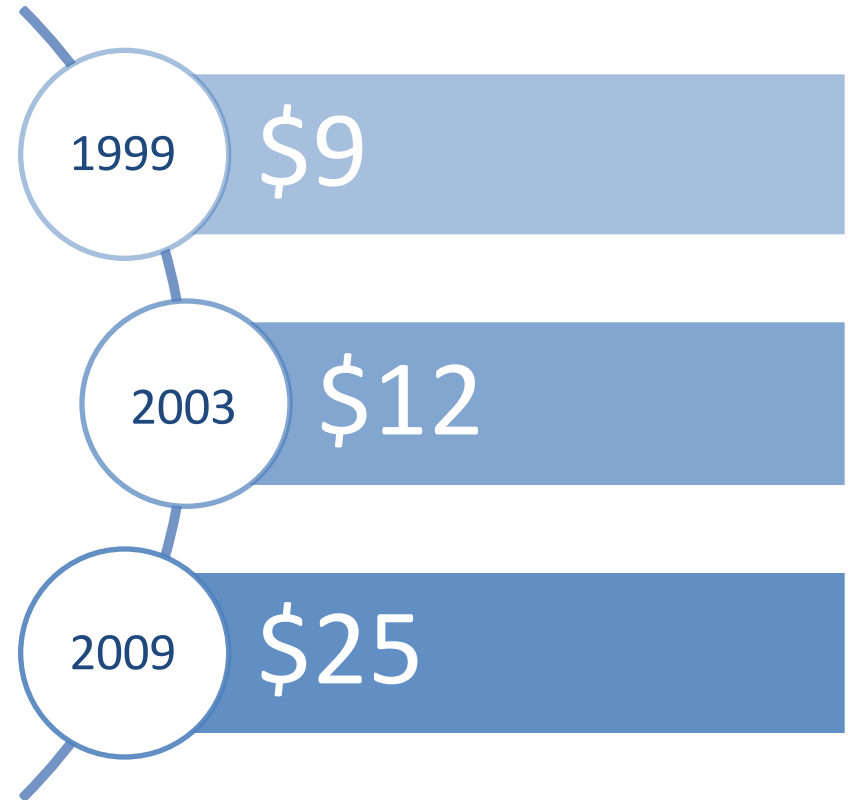


If an expense is associated with the basic course description it is covered by the standard OE & E allocation funded by tuition fees; includes white boards, markers, copy paper, projector bulbs, basic chairs & desks, pointers, podiums.

Salaries are prohibited except for individuals specifically hired to design or develop a value added instructional activity or to provide specialized training.

History

First established in 1999 to consolidate many different individual course and material fees that were charged to students at that time, the fee was set at \$9 per student per term then was raised to \$12 in fall 2003 and to \$25 in fall 2009.



Determination and Distribution of Increases

- Initial fee established by consolidating course/packet fees previously charged
- Increases factored in inflation and requests submitted by the colleges
- Per college allocation when fee initially established remains fixed; net changes are distributed 40% based on FTES and 60% based on documented need
- Irvine Campus receives 50% of the allocation for FTES at that campus



Oversight



- List of permitted uses maintained by Provost's Office
 - Training is provided to all new deans / department chairs
- Permitted uses reviewed annually at department coordinator and college budget analyst training sessions
 - Balances are monitored throughout the year
 - "Is this eligible" questions are answered by Provost's Office
- Summary of expenses reported to the Chancellor's Office annually

Benefits

100% of funds collected are for college use and benefit students in the following way:

- Ensures access to leading-edge facilities for improved learning opportunities
- Expands real-world experience that benefit students as they move into their careers (e.g. Broadcast Studios, Skills Labs, High Tech Machinery)
- Provides hands-on learning using software and equipment currently used by businesses and corporations providing better preparation for students when joining the work force
- Provides for more in-class demonstrations and projects with ample supplies and materials provided
- Allows for the maintenance, retention and instructional use of equipment donated by external parties or obtained through research efforts
- Ensures that all students have access to quality instruction without being burdened with high materials and supplies fees for designated areas of study dissuades new requests to charge students for instructional materials, supplies or course packets not presently funded by campus operating resources

Annual Receipts

	2012-13	2013-14	2014-15
Fall	\$ 980,024.90	\$ 978,962.36	\$ 966,888.33
Intersession	\$ 54,655.00	\$ 42,375.00	\$ 42,266.25
Spring	\$ 884,605.32	\$ 920,520.93	\$ 949,606.72
Summer	\$ 185,593.46	\$ 220,706.98	\$ 210,493.01
	\$ 2,104,878.68	\$ 2,162,565.27	\$ 2,169,254.31

Summary of Funds Use

Category	2012-13	2013-14	2014-15
Classroom / Lab Furniture	1.8%	0.3%	2.8%
Course Books / Packets / Subscriptions / Publications	1.1%	19.6%	24.4%
Events / Symposiums / Seminars / Guest Lectures	1.3%	1.3%	2.7%
Field Trips / Research	0.9%	1.7%	0.6%
Honorariums / Stipends	3.4%	4.2%	7.2%
Instructional Materials / Supplies	5.5%	10.2%	9.1%
Instructional Software / Hardware	73.4%	38.8%	39.7%
Life Models	3.1%	5.2%	4.2%
Repairs / Maintenance	1.5%	4.2%	2.2%
Study Abroad / Away	8.1%	14.0%	6.7%
Wireless Service / Info Tech / Communication Costs	0.1%	0.5%	0.3%
	100%	100%	100%



College of the Arts
fullerton.edu/arts








College of Communications
communications.fullerton.edu







College of Engineering
& Computer Science
fullerton.edu/ecs



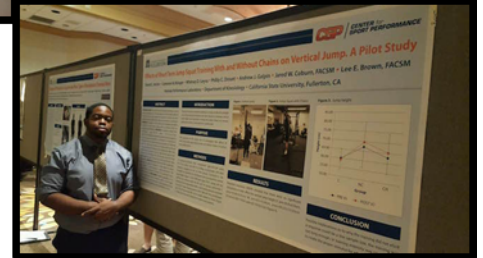
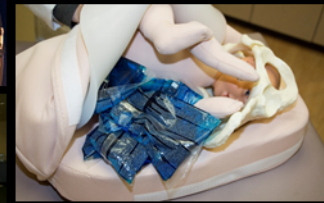


College of Education
ed.fullerton.edu





College of Health
& Human Development
hhd.fullerton.edu





College of Humanities
& Social Sciences
hss.fullerton.edu





Mihaylo College of
Business & Economics
business.fullerton.edu





College of Natural Sciences
& Mathematics
nsm.fullerton.edu



A nighttime photograph of a modern, multi-story university building. The building is illuminated from within, and its windows are lit up. In the foreground, several palm trees are decorated with warm white string lights. The sky is a deep blue. The word "Questions?" is overlaid in a dark blue, serif font in the upper center of the image.

Questions?