



CALIFORNIA STATE UNIVERSITY  
**FULLERTON**<sup>™</sup>

# Consolidated Course Fee

## An Overview of History and Use

February 19, 2021

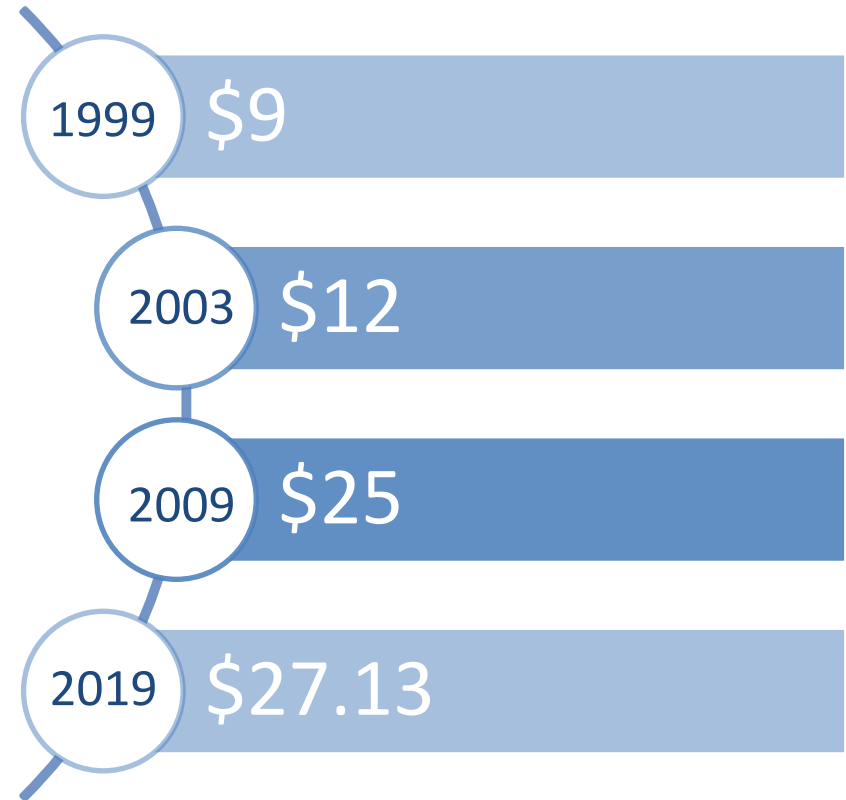


Alyssa Adamson

Executive Director  
Academic Finances & Space Management

# History

- Headcount fee
- Established in 1999 to consolidate many different individual course/material fees that were charged to students at that time
- As of 16-17 fee is adjusted annually for inflation based on the Higher Education Price Index (HEPI)
- 20-21 fee is at \$27.81



# Approved Use of Funds

Consolidated Course Fee revenues are used by the colleges to fund instructional supplies and services and other value-added educational experiences not provided as part of the basic requirement for a course/lab.

## Examples:

Guest speakers/life models, specialized training, software, equipment, maintenance, upgrades, and other materials.



# Prohibited Purchases

If an expense is associated with the basic course description, it is covered by the standard OE & E allocation funded by tuition fees.



## Examples of prohibited purchases:

White boards, markers, copy paper, projector bulbs, basic chairs, desks, pointers, podiums, etc.

Note: Salaries are prohibited except for individuals specifically hired to design or develop a value added instructional activity or to provide specialized training.

## Distribution of Funds

- Initial distribution of funds based on course mix and documented need
- Monitored throughout the year providing an opportunity for reallocation to colleges where there's a need



# Oversight



- Permitted uses reviewed annually at department coordinator and college budget analyst training sessions
- Training is provided to all new deans/department chairs/budget staff
- Balances are monitored throughout the year
- “Is this eligible” questions are answered by Provost’s Office
- Summary of expenses reported to the Chancellor’s Office annually



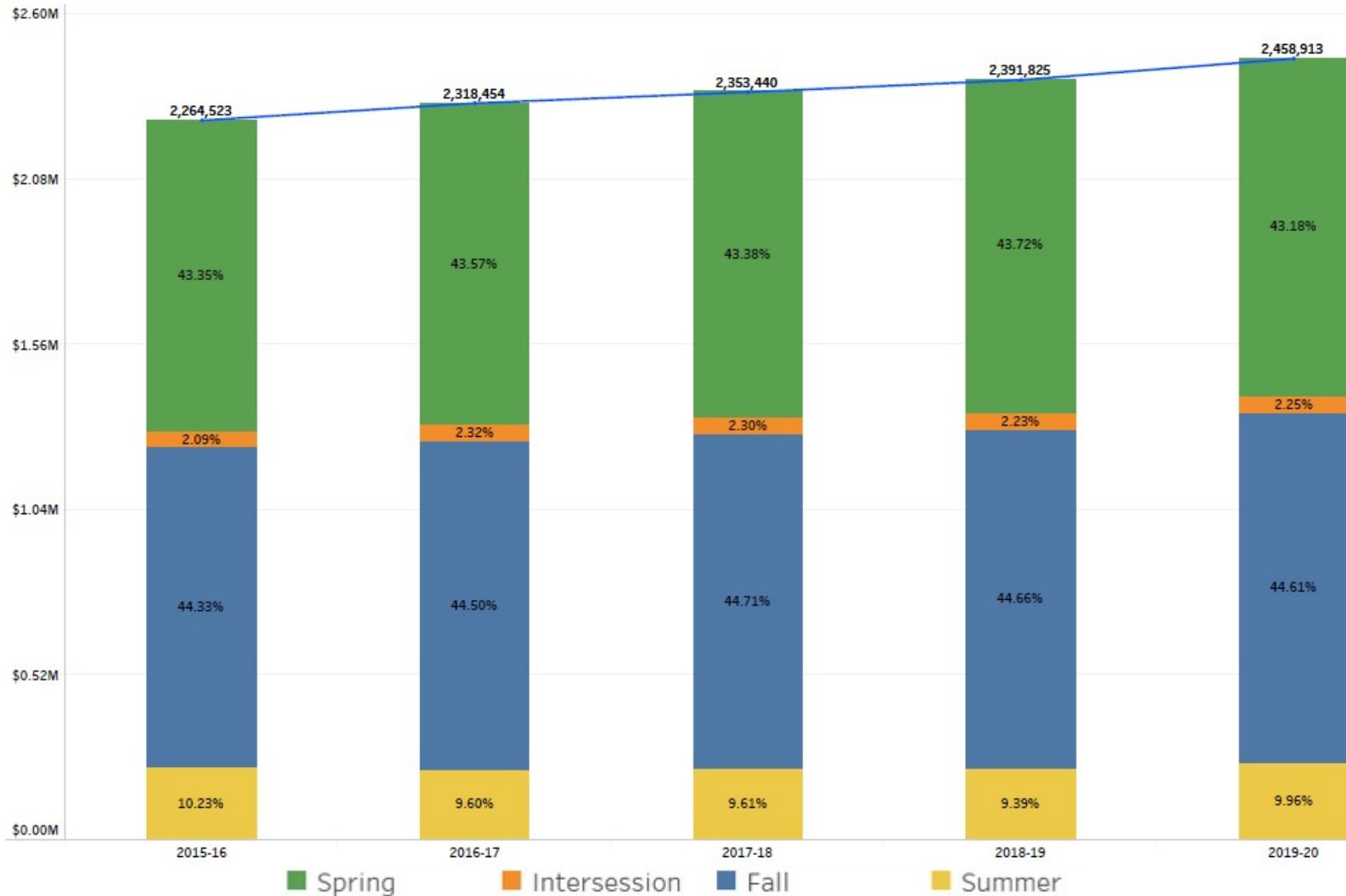
## Benefits

- Access to leading-edge technologies for improved learning opportunities
- Hands-on learning using software and equipment currently used by corporations preparing students for the work force
- Ensures that all students have access to quality instruction without being burdened with high materials and supplies fees
- Provides opportunities for more in-class demonstrations and projects

# Annual Receipts

## Fee Collection by Term

### FY 2015-16 thru FY 2019-20

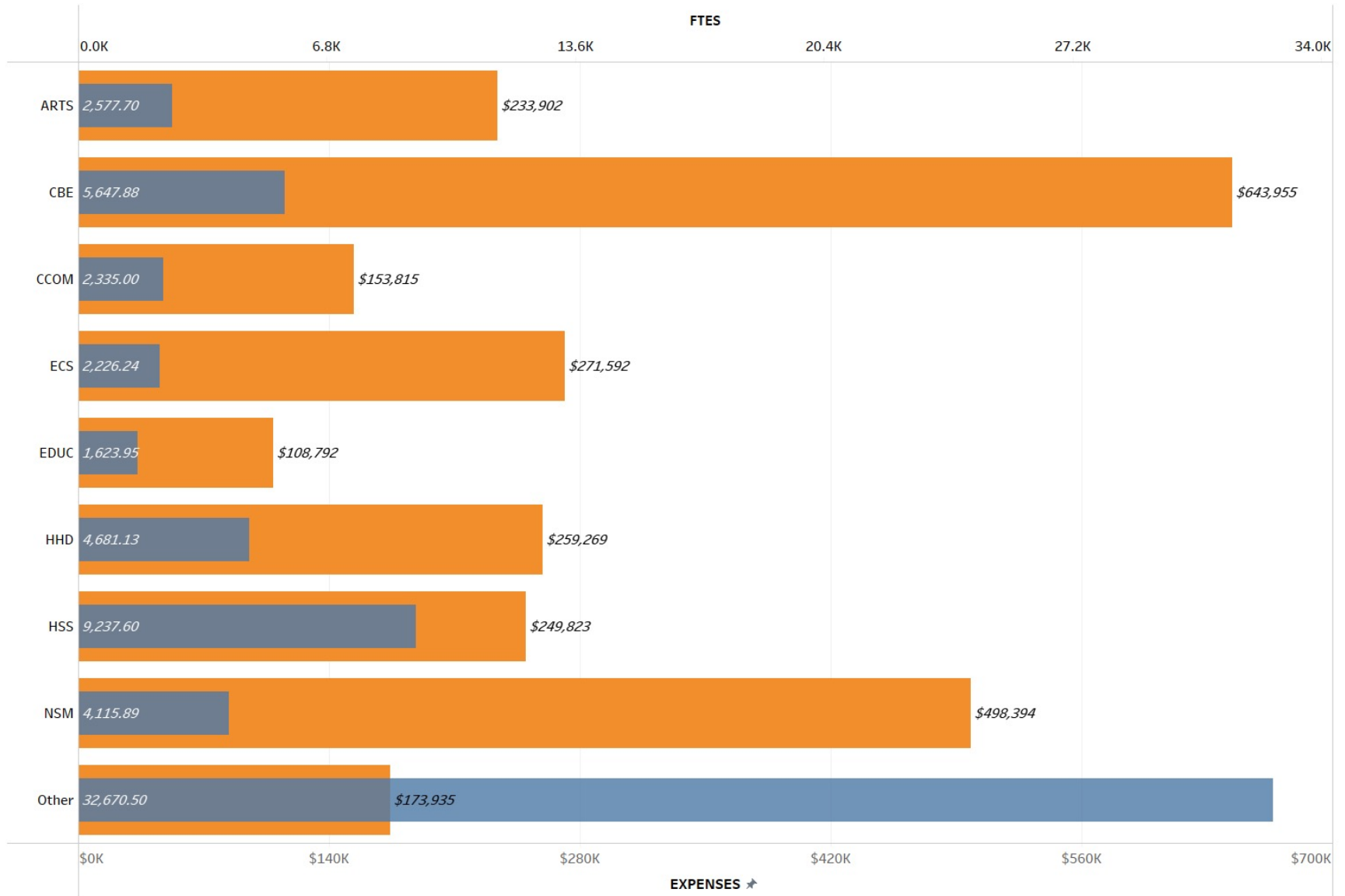




# Summary of Use of Funds

Category	2015-16	2016-17	2017-18	2018-19	2019-20
Equipment	12.51%	10.65%	8.33%	16.51%	9.95%
Events	0.88%	0.96%	0.80%	0.77%	0.52%
Furniture	2.29%	2.28%	0.23%	1.01%	4.90%
Instructional Support	4.18%	3.23%	3.40%	8.57%	8.85%
Materials/Supplies	33.95%	31.35%	39.74%	28.80%	33.30%
Repairs/Maintenance	2.68%	2.03%	1.44%	2.86%	1.13%
Subscriptions	4.61%	3.98%	0.24%	0.67%	0.98%
Technology	35.84%	43.26%	43.65%	40.38%	39.98%
Travel	3.05%	2.26%	2.18%	0.44%	0.38%
<b>Grand Total</b>	<b>100.00%</b>	<b>100.00%</b>	<b>100.00%</b>	<b>100.00%</b>	<b>100.00%</b>

# 2019-20 Expenses and FTES by College



# CCF Funded Activities

College of  
Health  
and Human  
Development



*Equipment upgrades in the Nursing Simulation lab*

# CCF Funded Activities

College  
of the  
Arts



*Student Art Exhibits, Fall Dance Theatre and University Singers*

# CCF Funded Activities


College of  
Natural  
Sciences  
and  
Mathematics



*Mathematics computer lab and Geology field and lab equipment*

# CCF Funded Activities

College of  
Engineering  
and Computer  
Sciences



**Mentor  
Graphics**

**KEYSIGHT  
TECHNOLOGIES**

**cādence**

*CS 301 Upgrades, Acer 3VK Milling Machine and design software*



Questions?