

**表 7 : 香港高級程度會考歷年報考情況及成績統計**

**Table 7 : HKALE Entries and results statistics over the years**

香港考試及評核局於一九八零年開始舉辦香港高級程度會考(高考)。早年的統計一般以學校考生及全體考生(包括學校考生及自修生)列出。由一九九六年開始，所有學校考生成績的統計只包括提供正規高級程度會考課程的日校，並由二零零一年開始提供日校首次報考考生的分析。

The Hong Kong Examinations and Assessment Authority started to conduct the Hong Kong Advanced Level Examination (HKALE) in 1980. In the earlier years, the examination statistics were generally published in terms of school candidates and all candidates (including both school and private candidates). With effect from 1996, all analyses of results of school candidates include only candidates from day schools offering a normal HKALE curriculum (day school candidates). Statistics of day school first attempters have been provided since 2001.

表 7a 列出1980-2012年香港高級程度會考學校數目及報考人數(包括學校考生、自修生及全體考生)。

Table 7a shows the number of participating schools and candidate entries (school candidates, private candidates and all candidates) in the HKALE from 1980 to 2012.

表 7b 列出2001-2012年香港高級程度會考日校數目及日校報考人數。

Table 7b shows the number of day schools and the candidate entries from these schools in the HKALE from 2001 to 2012.

表 7c 以直條圖列出2001-2012年香港高級程度會考考生報考人數統計(包括男、女生的分析)。統計表分首次報考日校考生及日校考生列出。

Table 7c shows a bar chart distribution of candidate entries in the HKALE from 2001 to 2012 (male and female statistics are also provided). Separate charts are shown for day school first attempters and day school candidates.

表 7d-7f 分別列出首次報考日校考生、日校考生及全體考生在2001-2012年香港高級程度會考各科的成績表現。統計包括每科每年的考生出席人數及考獲A級、C級或以上和E級或以上的百分率。

Tables 7d-7f show respectively the performance of day school first attempters, day school candidates and all candidates in the HKALE from 2001 to 2012. The statistics include the number of candidates who sat each subject and the percentages awarded grade A, grade C or above and grade E or above.

表 7a : 1980 – 2012 年香港高級程度會考學校數目及報考人數

Table 7a : 1980 – 2012 HKALE Number of participating schools and candidate entries

年份 Year	學校數目(日校及夜校) No. of Schools (day and evening)	學校考生(日校及夜校) School Candidates (day and evening schools)	自修生 Private Candidates	全體考生 All Candidates
1980	135	8 084	4 080	12 164
1981	147	9 969	3 466	13 435
1982	149	10 768	3 892	14 660
1983	157	11 368	4 220	15 588
1984	174	12 596	3 892	16 488
1985	233	15 212	3 632	18 844
1986	263	16 433	4 767	21 200
1987	274	16 503	4 929	21 432
1988	285	16 096	5 219	21 315
1989	295	15 471	4 031	19 502
1990	292	13 977	3 874	17 851
1991	290	12 873	3 672	16 545
1992	287	13 568	3 311	16 879
1993	301	18 684	3 391	22 075
1994	372	22 999	3 089	26 088
1995	385	24 167	4 620	28 787
1996	389	24 814	5 280	30 094
1997	391	25 319	5 544	30 863
1998	403	25 794	6 373	32 167
1999	412	27 148	6 937	34 085
2000	422	28 217	7 332	35 549
2001	435	28 897	7 202	36 099
2002	451	29 862	7 137	36 999
2003	466	29 317	7 343	36 660
2004	468	29 105	6 899	36 004
2005	472	28 261	5 568	33 829
2006	475	28 671	6 306	34 977
2007	475	29 808	6 800	36 608
2008	480	30 802	7 461	38 263
2009	474	29 788	8 859	38 647
2010	478	30 918	8 856	39 774
2011	492	32 135	9 934	42 069
2012	494	31 666	9 906	41 572

報考人數曲線圖 Candidate Entries Graph

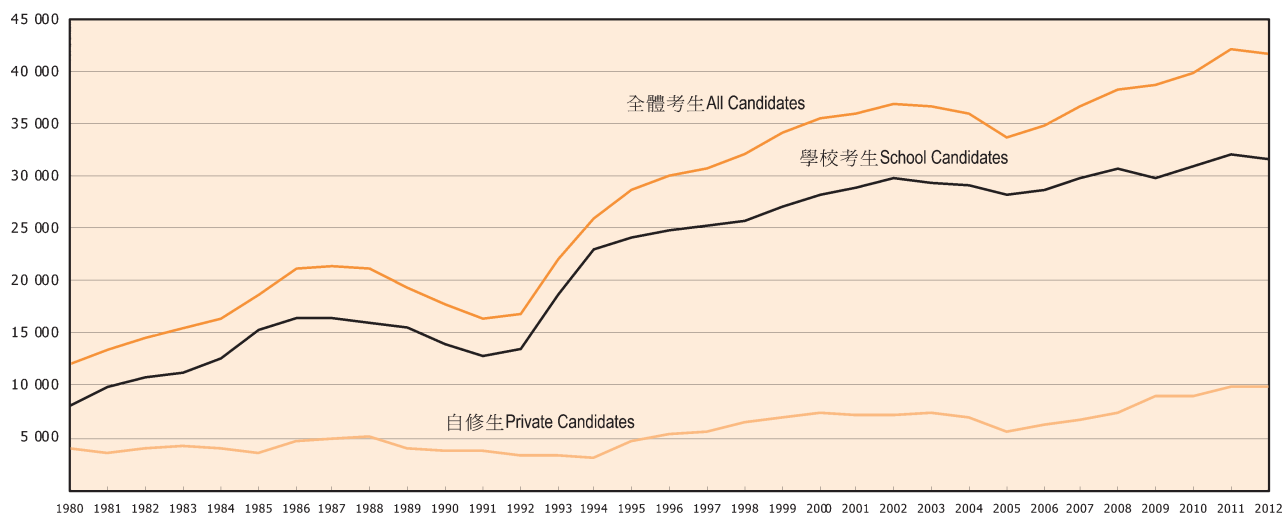


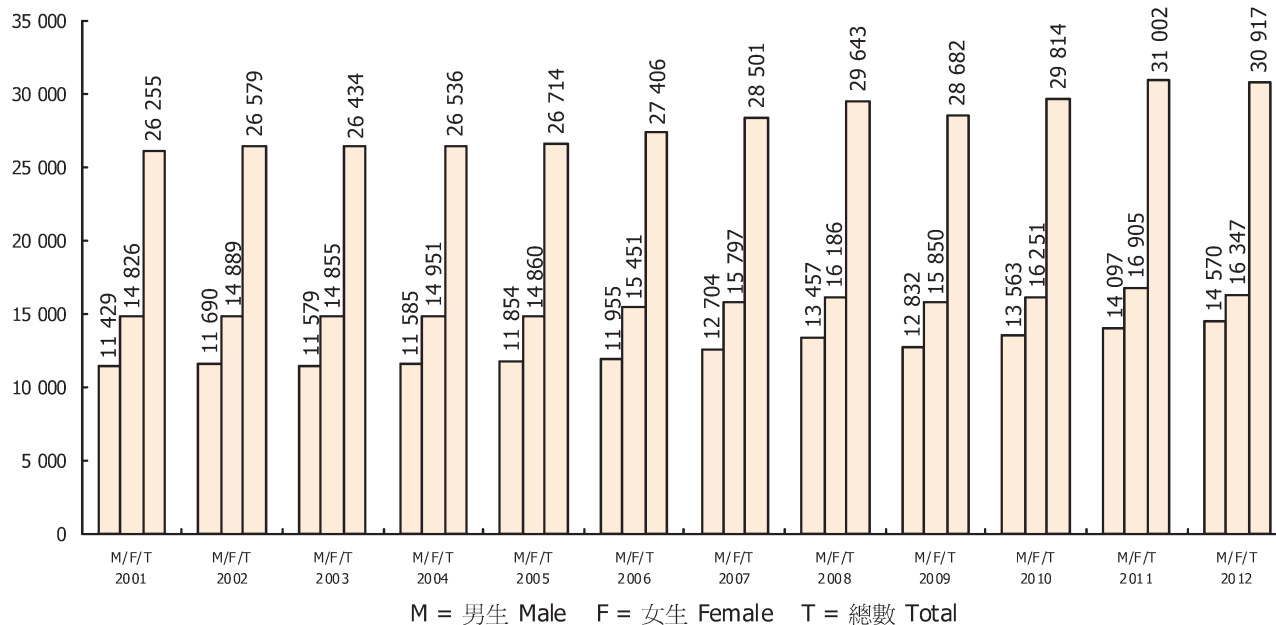
表 7b : 2001 – 2012 年香港高級程度會考日校數目及報考人數

Table 7b : 2001 – 2012 HKALE Number of day schools and candidate entries

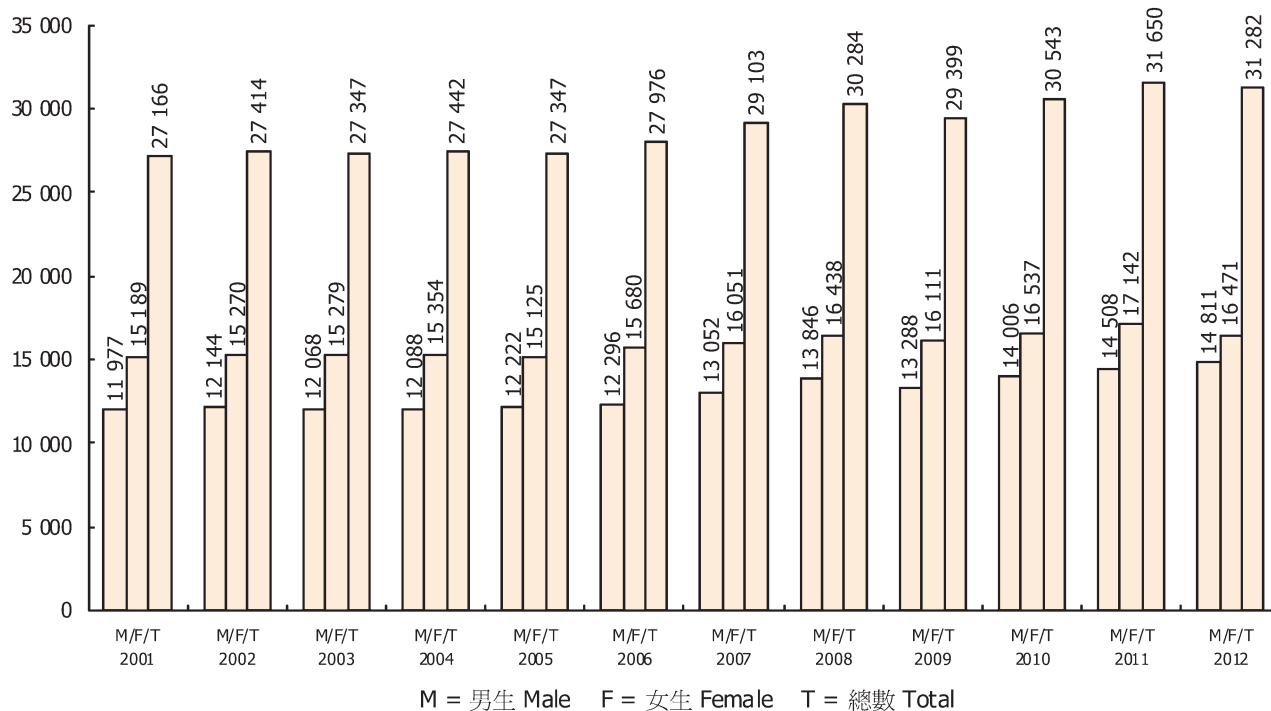
年份 Year	日校數目 No. of Day Schools	日校考生報考人數 Day School Candidates	首次報考日校考生 Day School First Attempters	
			報考人數 Number of candidates	佔日校考生人數百分率 Percentage of day school candidates
2001	399	27 166	26 255	96.6%
2002	405	27 414	26 579	97.0%
2003	418	27 347	26 434	96.7%
2004	423	27 442	26 536	96.7%
2005	437	27 347	26 714	97.7%
2006	448	27 976	27 406	98.0%
2007	452	29 103	28 501	97.9%
2008	459	30 284	29 643	97.9%
2009	460	29 399	28 682	97.6%
2010	472	30 543	29 814	97.6%
2011	473	31 650	31 002	98.0%
2012	471	31 282	30 917	98.8%

**表 7c : 2001 – 2012 年香港高級程度會考男女考生報考人數統計**  
**Table 7c : 2001 – 2012 HKALE Number of male and female candidate entries**

**首次報考日校考生 Day School First Attempters**



**日校考生 Day School Candidates**



**表 7d : 2001 – 2012 年香港高級程度會考科目成績概覽**  
**Table 7d : 2001 – 2012 HKALE Statistics of candidates' results in individual subjects**

首次報考日校考生  
**Day School First Attempters**

科目 Subject	程度 Level		考試年份 Examination Year											
			2001	2002	2003	2004	2005	2006	2007	2008	2009	2010	2011	2012
應用數學 Applied Mathematics	A	出席人數 No. sat	1 021	1 005	868	894	878	968	892	951	905	866	808	719
		A%	8.3	8.1	7.6	7.0	6.9	6.7	7.4	7.9	8.4	8.4	8.9	8.5
		C*%	39.5	38.5	35.1	36.2	33.3	30.9	31.8	31.3	37.3	34.2	35.5	35.9
		E*%	86.6	85.2	86.2	87.5	81.2	85.1	85.7	84.6	87.3	80.8	84.9	85.7
	AS	出席人數 No. sat	1 174	1 084	1 020	962	920	925	870	878	833	848	756	821
		A%	3.3	4.3	3.3	2.8	2.1	1.4	2.1	1.9	1.7	1.8	2.6	3.5
		C*%	25.2	26.6	21.6	16.8	19.6	15.5	17.0	15.9	21.1	19.0	16.7	18.9
		E*%	83.1	73.8	73.2	70.7	73.6	73.9	77.0	72.0	74.3	75.5	70.0	74.4
生物 Biology	A	出席人數 No. sat	5 451	5 384	5 787	6 029	6 088	6 114	6 315	6 740	6 643	6 796	7 259	7 345
		A%	3.3	3.7	3.1	2.6	2.3	2.8	2.7	2.7	2.7	2.5	3.0	3.1
		C*%	19.9	21.7	20.3	18.9	17.7	19.0	19.3	19.1	20.2	20.7	21.4	20.4
		E*%	77.9	77.9	78.0	75.6	70.6	69.2	70.9	69.8	74.7	75.3	77.6	72.2
企業概論 Business Studies	A	出席人數 No. sat	2 058	2 180	2 183	2 245	2 298	2 519	2 777	3 168	2 942	3 092	3 203	3 047
		A%	2.4	2.1	2.4	3.0	4.7	3.6	4.1	5.0	4.4	6.3	4.9	6.9
		C*%	15.5	14.7	13.6	15.7	24.4	19.7	20.9	20.3	21.9	24.4	23.4	21.6
		E*%	63.8	63.4	65.2	64.1	74.0	73.3	73.7	66.1	70.1	68.0	66.2	69.3
化學 Chemistry	A	出席人數 No. sat	9 627	9 491	9 701	9 848	9 644	9 758	10 330	10 531	10 298	10 887	11 387	11 390
		A%	4.8	5.0	4.1	3.8	3.6	3.4	3.3	3.4	3.5	3.3	4.0	4.5
		C*%	26.1	25.1	25.3	24.5	24.4	24.1	24.1	23.6	23.2	23.9	24.7	25.6
		E*%	81.5	80.8	80.1	78.2	78.6	75.9	75.0	73.8	75.2	76.3	76.0	78.5
	AS	出席人數 No. sat	431	396	377	308	277	315	292	287	186	180	154	180
		A%	3.9	4.0	4.0	3.6	3.2	2.9	2.7	2.8	2.7	2.2	1.9	1.7
		C*%	23.4	22.7	21.2	21.4	19.5	19.0	18.2	18.1	16.1	18.9	17.5	15.6
		E*%	72.6	70.2	73.7	73.1	73.3	72.4	71.2	71.1	69.9	71.7	71.4	70.6
中國歷史 Chinese History	A	出席人數 No. sat	3 453	3 642	3 627	3 851	4 011	4 032	4 204	4 268	4 144	4 195	4 338	4 365
		A%	3.0	2.9	3.3	2.8	2.8	3.4	3.1	3.7	4.4	4.0	4.8	4.7
		C*%	17.6	17.2	19.0	19.2	17.4	18.9	21.4	20.5	26.0	24.9	27.9	29.8
		E*%	65.8	66.1	70.5	70.1	66.2	73.0	75.1	72.8	75.9	74.9	76.7	77.3
	AS	出席人數 No. sat	722	681	611	500	521	513	482	494	426	377	370	269
		A%	3.3	5.1	2.3	4.0	4.2	2.7	4.4	3.2	1.9	2.1	1.9	3.3
		C*%	17.7	20.1	17.2	23.2	21.3	21.1	27.4	20.6	18.8	19.1	22.2	22.7
		E*%	57.3	74.6	68.4	81.0	70.4	74.7	79.9	68.4	74.2	73.2	73.0	75.5

**表 7d : 2001 – 2012 年香港高級程度會考科目成績概覽**  
**Table 7d : 2001 – 2012 HKALE Statistics of candidates' results in individual subjects**

首次報考日校考生  
**Day School First Attempters**

科目 Subject	程度 Level		考試年份 Examination Year											
			2001	2002	2003	2004	2005	2006	2007	2008	2009	2010	2011	2012
中國語文 及文化 Chinese Language and Culture	AS	出席人數 No. sat	26 168	26 476	26 352	26 463	26 644	27 347	28 439	29 577	28 613	29 728	30 908	30 806
		A%	2.5	2.8	2.6	2.0	2.8	2.6	2.7	2.3	2.4	2.5	2.3	1.9
		C*%	19.2	20.0	21.7	21.9	23.3	24.8	25.6	24.8	25.0	26.8	27.1	26.6
		E*%	89.4	91.2	92.2	93.7	93.4	94.2	94.1	94.3	94.9	95.4	95.3	96.1
中國文學 Chinese Literature	A	出席人數 No. sat	3 221	3 047	2 986	2 850	2 943	3 060	3 097	2 986	2 932	2 876	2 820	2 784
		A%	4.1	3.8	4.4	4.2	5.0	4.7	5.2	5.0	5.3	4.9	5.5	5.7
		C*%	22.9	24.7	23.9	23.9	28.5	26.4	28.7	29.2	28.9	28.2	31.3	31.5
		E*%	74.2	75.0	74.8	73.9	80.6	81.8	80.6	83.9	81.9	80.9	82.1	84.5
電腦應用 Computer Applications	AS	出席人數 No. sat	3 586	3 918	3 725	3 558	3 422	3 574	3 162	3 008	2 680	2 476	2 490	2 283
		A%	2.5	2.5	2.4	2.0	2.4	2.2	2.5	1.7	2.2	2.9	2.5	1.9
		C*%	17.5	15.9	16.5	17.6	18.4	16.1	19.2	16.8	19.1	18.8	17.9	17.2
		E*%	64.8	65.2	65.5	72.7	74.1	70.6	70.2	77.5	79.2	76.1	73.6	75.7
電腦 Computer Studies	A	出席人數 No. sat	246	245	208	136	142	114	108	55	85	104	57	59
		A%	5.3	4.5	2.9	3.7	2.1	3.5	3.7	3.6	4.7	4.8	7.0	8.5
		C*%	28.5	26.5	27.9	26.5	27.5	28.1	28.7	27.3	29.4	31.7	33.3	32.2
		E*%	78.5	78.0	75.0	79.4	82.4	83.3	83.3	83.6	82.4	84.6	82.5	88.1
經濟學 Economics	A	出席人數 No. sat	7 655	7 860	7 638	7 649	7 501	7 768	8 049	8 366	8 039	8 088	8 658	8 463
		A%	3.9	3.9	3.5	3.6	3.3	3.6	3.8	4.6	4.2	4.5	4.0	4.5
		C*%	22.0	22.4	20.7	20.7	20.8	20.5	21.5	22.1	22.5	25.1	23.7	26.1
		E*%	71.1	69.4	72.2	71.2	69.8	70.8	70.5	73.7	77.2	76.4	74.9	77.6
	AS	出席人數 No. sat	212	248	259	217	252	292	285	257	297	287	256	334
		A%	0.5	1.2	0.4	2.3	0.8	0	0.4	0.8	0.7	0.7	0	0.9
		C*%	9.4	6.0	7.3	11.1	12.7	5.1	3.9	4.7	9.1	5.9	6.6	9.3
		E*%	57.1	47.2	58.3	54.8	58.7	46.9	49.5	49.4	55.6	57.1	60.5	71.3
電子學 Electronics	AS	出席人數 No. sat	132	149	114	100	103	79	66	29	18	25	26	29
		A%	0.8	0.7	0.9	1.0	1.0	1.3	1.5	6.9	11.1	4.0	3.8	3.4
		C*%	3.8	4.7	4.4	6.0	5.8	7.6	7.6	13.8	22.2	20.0	19.2	13.8
		E*%	40.9	43.6	44.7	40.0	39.8	43.0	42.4	44.8	50.0	48.0	46.2	48.3
倫理 及宗教 Ethics and Religious Studies	AS	出席人數 No. sat	116	107	125	129	169	175	163	160	133	197	196	332
		A%	3.4	2.8	3.2	2.3	3.0	2.9	2.5	3.1	2.3	2.5	3.1	2.7
		C*%	21.6	17.8	18.4	17.1	20.1	21.1	21.5	21.9	21.8	23.9	22.4	22.9
		E*%	77.6	74.8	80.0	76.0	78.1	78.9	81.0	80.0	82.0	81.7	83.7	83.4

**表 7d : 2001 – 2012 年香港高級程度會考科目成績概覽**  
**Table 7d : 2001 – 2012 HKALE Statistics of candidates' results in individual subjects**

首次報考日校考生  
**Day School First Attempters**

科目 Subject	程度 Level		考試年份 Examination Year											
			2001	2002	2003	2004	2005	2006	2007	2008	2009	2010	2011	2012
地理 Geography	A	出席人數 No. sat	5 688	5 885	5 687	5 567	5 898	5 991	6 460	6 596	6 241	6 598	7 007	6 736
		A%	3.6	4.0	3.8	3.4	4.2	3.6	4.2	3.6	3.3	3.1	3.1	3.3
		C*%	21.5	24.6	24.4	22.4	25.4	26.7	26.9	24.6	23.1	23.6	24.5	25.6
		E*%	73.7	75.9	76.5	75.6	78.6	80.9	80.1	78.5	76.9	78.0	80.3	77.3
政府 與公共事務 Government and Public Affairs	A	出席人數 No. sat	139	179	142	157	151	167	124	143	114	89	109	106
		A%	7.9	8.9	11.3	8.9	7.9	6.0	5.6	5.6	6.1	7.9	9.2	8.5
		C*%	34.5	35.8	39.4	33.8	34.4	36.5	39.5	39.9	40.4	47.2	49.5	49.1
		E*%	84.2	87.2	86.6	82.8	84.8	85.6	90.3	90.2	90.4	89.9	94.5	90.6
	AS	出席人數 No. sat	135	118	106	132	89	94	78	73	67	71	78	81
		A%	0	10.2	3.8	11.4	10.1	6.4	9.0	1.4	1.5	5.6	5.1	1.2
		C*%	18.5	35.6	13.2	37.9	37.1	27.7	30.8	24.7	13.4	31.0	34.6	11.1
		E*%	59.3	82.2	42.5	84.8	78.7	77.7	82.1	79.5	91.0	88.7	89.7	79.0
歷史 History	A	出席人數 No. sat	2 227	2 361	2 445	2 508	2 966	3 219	3 360	3 413	3 316	3 703	3 882	3 987
		A%	5.1	5.0	4.9	4.0	4.7	7.3	5.8	5.0	6.0	7.0	7.1	5.0
		C*%	27.9	26.6	27.9	26.7	29.5	33.0	37.8	32.1	36.3	37.1	38.5	36.6
		E*%	78.9	78.8	80.1	80.0	79.9	84.2	86.2	85.2	86.7	89.1	88.3	86.6
歷史 (課程甲) History (Syllabus A)	AS	出席人數 No. sat	923	905	702	594	645	653	594	539	501	451	448	407
		A%	4.6	3.6	3.1	1.9	2.2	3.5	3.0	3.5	5.0	5.5	2.9	3.2
		C*%	25.9	19.8	19.9	17.5	17.5	21.7	27.6	22.6	37.1	31.7	21.4	27.3
		E*%	76.2	71.4	76.8	77.4	68.1	76.9	81.5	80.0	88.0	85.1	79.5	81.1
歷史 (課程乙) History (Syllabus B)	AS	出席人數 No. sat	381	297	304	333	306	246	276	297	219	169	142	108
		A%	2.4	1.7	3.6	2.4	1.0	2.8	5.1	3.7	0.9	3.6	3.5	0
		C*%	18.4	17.2	18.1	14.4	20.3	15.4	31.5	22.2	18.7	33.1	34.5	17.6
		E*%	70.9	70.0	78.0	73.3	73.9	71.5	82.6	83.2	77.2	89.9	88.7	80.6
通識教育 Liberal Studies	AS	出席人數 No. sat	1 244	1 260	1 179	1 253	1 361	1 855	2 510	2 932	3 014	3 039	2 772	2 375
		A%	5.8	5.1	6.1	4.4	5.8	3.5	4.6	4.2	3.7	3.1	2.8	2.3
		C*%	32.2	28.6	26.3	27.5	25.1	21.2	24.3	20.6	23.7	21.3	23.2	23.5
		E*%	84.6	76.7	80.0	81.0	78.1	77.5	76.3	74.4	75.3	75.7	75.8	72.9

**表 7d : 2001 – 2012 年香港高級程度會考科目成績概覽**  
**Table 7d : 2001 – 2012 HKALE Statistics of candidates' results in individual subjects**

首次報考日校考生  
**Day School First Attempters**

科目 Subject	程度 Level		考試年份 Examination Year											
			2001	2002	2003	2004	2005	2006	2007	2008	2009	2010	2011	2012
英語文學 Literature in English	A	出席人數 No. sat	132	134	151	130	107	127	130	127	122	153	145	125
		A%	9.1	9.7	11.3	10.0	9.3	9.4	10.0	10.2	10.7	11.1	10.3	9.6
		C*%	37.1	38.8	42.4	38.5	39.3	44.1	45.4	44.1	44.3	46.4	44.1	44.0
		E*%	91.7	90.3	90.7	90.8	89.7	91.3	91.5	90.6	89.3	90.8	90.3	92.8
	AS	出席人數 No. sat	53	75	51	45	34	38	50	43	48	53	46	47
		A%	3.8	4.0	3.9	4.4	5.9	5.3	6.0	14.0	10.4	3.8	4.3	2.1
		C*%	9.4	12.0	37.3	31.1	26.5	23.7	30.0	32.6	35.4	20.8	32.6	25.5
		E*%	75.5	73.3	88.2	86.7	91.2	68.4	78.0	65.1	62.5	66.0	73.9	76.6
數學 及統計學 Mathematics and Statistics	AS	出席人數 No. sat	5 060	5 208	5 401	5 391	5 323	5 861	5 843	5 973	5 726	5 942	5 928	5 917
		A%	3.2	3.0	2.6	2.1	2.3	2.8	2.9	2.9	2.6	3.0	3.0	2.5
		C*%	20.3	19.0	18.9	17.2	17.9	17.1	18.6	18.0	18.7	18.4	18.2	18.9
		E*%	77.8	73.4	72.2	72.8	69.4	73.0	72.8	72.9	76.0	74.0	75.2	72.9
物理 Physics	A	出席人數 No. sat	10 060	9 886	9 708	9 502	9 131	9 268	9 780	9 839	9 710	10 172	10 318	10 499
		A%	5.1	5.2	4.9	4.4	4.4	4.4	4.0	3.9	4.0	4.1	4.7	5.0
		C*%	26.6	26.6	27.0	26.1	24.9	25.9	24.9	24.0	24.4	25.1	26.0	26.4
		E*%	78.3	79.3	78.9	78.4	74.2	74.6	73.1	73.1	75.0	76.8	76.7	78.4
	AS	出席人數 No. sat	663	596	444	463	426	443	363	316	250	207	143	136
		A%	0.2	0.7	0.9	0	0	0	0.3	0.9	1.2	1.0	1.4	1.5
		C*%	5.7	6.7	4.7	4.8	4.2	1.6	4.7	6.6	8.4	10.1	11.9	12.5
		E*%	64.4	64.3	54.7	57.5	41.3	41.1	49.0	54.4	63.2	66.7	67.8	71.3
會計學原理 Principles of Accounts	A	出席人數 No. sat	3 802	3 948	3 906	3 885	3 829	4 044	4 191	4 541	4 477	4 697	4 894	4 673
		A%	3.3	3.4	3.3	3.6	4.0	3.4	4.5	4.5	5.3	4.5	4.4	5.6
		C*%	19.5	20.1	20.8	20.7	23.2	19.8	23.1	21.4	24.4	24.1	25.7	25.4
		E*%	68.0	64.6	69.7	69.2	71.9	68.1	71.4	70.5	75.1	74.7	76.1	76.2
心理學 Psychology	A	出席人數 No. sat	306	421	334	410	404	422	476	476	365	373	369	374
		A%	10.1	11.6	9.6	8.5	7.4	7.1	6.7	6.7	8.5	8.8	9.5	9.1
		C*%	38.9	37.8	36.8	38.3	38.6	41.5	41.0	41.8	43.8	45.3	46.6	46.3
		E*%	84.0	81.5	80.8	82.0	80.0	82.7	82.8	83.8	84.1	85.8	88.9	88.8
	AS	出席人數 No. sat	101	27	63	18	65	40	61	25	45	31	49	38
		A%	5.9	7.4	19.0	0	1.5	0	8.2	0	8.9	0	6.1	0
		C*%	34.7	33.3	42.9	22.2	20.0	10.0	34.4	0	28.9	12.9	36.7	2.6
		E*%	77.2	88.9	90.5	61.1	76.9	62.5	86.9	80.0	73.3	64.5	83.7	28.9



**表 7d : 2001 – 2012 年香港高級程度會考科目成績概覽**  
**Table 7d : 2001 – 2012 HKALE Statistics of candidates' results in individual subjects**

首次報考日校考生  
**Day School First Attempters**

科目 Subject	程度 Level		考試年份 Examination Year											
			2001	2002	2003	2004	2005	2006	2007	2008	2009	2010	2011	2012
純粹數學 Pure Mathematics	A	出席人數 No. sat	7 118	7 030	6 715	6 507	6 320	6 474	6 656	6 734	6 472	6 556	6 614	6 510
		A%	6.0	5.6	5.6	4.7	4.9	4.4	5.0	4.9	4.2	4.8	5.4	4.5
		C*%	29.2	29.4	29.4	27.7	28.0	27.5	26.9	25.2	25.5	26.9	29.4	28.7
		E+%	80.9	81.2	79.7	78.7	80.5	81.9	81.1	76.1	75.7	81.5	80.6	81.2
英語運用 Use of English	AS	出席人數 No. sat	26 205	26 525	26 379	26 496	26 666	27 368	28 452	29 583	28 628	29 771	30 961	30 870
		A%	1.2	1.1	0.9	0.8	0.7	0.7	0.8	0.9	0.9	1.0	1.0	1.0
		C*%	15.6	15.7	15.2	15.7	15.6	15.7	15.4	15.4	16.4	15.7	15.4	15.6
		E+%	79.5	79.8	79.1	79.4	76.5	74.4	74.0	74.4	76.5	75.0	75.0	74.9
視覺藝術 Visual Arts	A	出席人數 No. sat	77	119	103	102	139	162	191	189	218	236	271	268
		A%	2.6	3.4	5.8	2.9	10.1	28.4	29.8	16.9	7.3	8.9	10.3	19.4
		C*%	31.2	47.9	79.6	61.8	66.9	92.6	93.2	85.7	72.0	62.7	56.8	81.0
		E+%	85.7	92.4	99.0	97.1	95.7	99.4	100	100	98.6	96.6	93.7	99.6
	AS	出席人數 No. sat	32	50	35	31	27	41	33	32	14	6	7	13
		A%	0	4.0	5.7	0	7.4	9.8	15.2	6.3	0	0	0	23.1
		C*%	12.5	24.0	42.9	32.3	33.3	73.2	75.8	62.5	50.0	66.7	0	92.3
		E+%	59.4	74.0	91.4	90.3	81.5	100	97.0	100	85.7	100	71.4	100
全部科目 All Subjects	A	出席人數 No. sat	62 645	63 172	62 561	62 581	62 630	64 299	67 140	69 123	67 023	69 481	72 139	71 450
		A%	4.4	4.5	4.2	3.8	4.0	4.0	4.2	4.2	4.2	4.3	4.5	4.7
		C*%	24.0	24.4	24.2	23.4	24.1	24.3	25.0	23.9	24.8	25.6	26.5	26.9
		E+%	75.8	75.6	76.4	75.3	75.1	75.7	75.8	74.7	76.6	77.5	77.8	78.2
	AS	出席人數 No. sat	67 384	68 166	67 287	67 020	67 271	69 888	72 019	74 503	71 698	73 858	75 730	75 046
		A%	2.2	2.2	2.0	1.6	1.9	1.9	2.0	1.8	1.9	2.0	1.8	1.6
		C*%	18.1	18.1	18.5	18.7	19.3	19.6	20.4	19.7	20.6	20.9	20.9	20.8
		E+%	81.9	82.1	82.4	83.7	82.0	81.6	81.7	82.1	83.7	83.2	83.3	83.4

**表 7e : 2001 – 2012 年香港高級程度會考科目成績概覽**  
**Table 7e : 2001 – 2012 HKALE Statistics of candidates' results in individual subjects**

日校考生  
 Day School Candidates

科目 Subject	程度 Level		考試年份 Examination Year											
			2001	2002	2003	2004	2005	2006	2007	2008	2009	2010	2011	2012
應用數學 Applied Mathematics	A	出席人數 No. sat	1 073	1 045	914	925	901	985	918	970	919	882	821	730
		A%	8.1	7.8	7.5	7.0	6.8	6.6	7.2	7.7	8.4	8.3	8.8	8.6
		C*%	38.9	38.4	35.0	36.5	33.0	30.9	31.8	30.9	37.3	33.9	35.1	36.2
		E+%	86.6	85.5	86.0	87.7	81.7	85.3	85.6	84.8	87.3	81.1	84.8	85.9
	AS	出席人數 No. sat	1 229	1 147	1 073	1 014	947	951	894	911	866	874	780	834
		A%	3.2	4.2	3.2	2.7	2.1	1.5	2.0	1.9	1.7	1.7	2.6	3.5
		C*%	25.5	26.2	21.6	17.0	19.9	15.9	17.2	16.6	21.1	19.0	16.5	18.8
		E+%	83.8	74.5	74.2	71.7	73.8	73.9	77.3	72.8	74.7	75.9	70.3	74.2
生物 Biology	A	出席人數 No. sat	5 610	5 553	5 969	6 253	6 245	6 227	6 448	6 855	6 787	6 939	7 398	7 420
		A%	3.2	3.5	3.0	2.5	2.3	2.7	2.7	2.7	2.7	2.5	2.9	3.1
		C*%	19.7	21.4	20.2	18.8	17.6	19.0	19.4	19.1	20.2	20.7	21.4	20.2
		E+%	78.1	78.2	78.4	76.0	70.7	69.3	71.1	70.0	74.9	75.4	77.7	72.1
企業概論 Business Studies	A	出席人數 No. sat	2 139	2 243	2 256	2 308	2 349	2 562	2 819	3 225	3 018	3 155	3 259	3 087
		A%	2.3	2.1	2.4	3.0	4.6	3.6	4.0	4.9	4.3	6.2	4.9	6.8
		C*%	15.6	15.0	13.6	15.9	24.3	19.7	20.9	20.3	21.7	24.3	23.4	21.4
		E+%	64.4	64.2	65.9	64.4	74.2	73.4	73.7	66.4	70.0	68.1	66.0	69.5
化學 Chemistry	A	出席人數 No. sat	9 925	9 780	10 007	10 212	9 893	9 952	10 533	10 755	10 536	11 139	11 606	11 517
		A%	4.7	4.9	4.0	3.7	3.6	3.4	3.3	3.4	3.5	3.4	4.0	4.4
		C*%	26.1	24.9	25.5	24.7	24.6	24.4	24.2	23.9	23.3	24.2	24.9	25.7
		E+%	81.7	81.1	80.4	78.6	78.9	76.1	75.2	74.1	75.4	76.6	76.3	78.5
	AS	出席人數 No. sat	444	410	388	314	284	319	300	292	191	180	155	180
		A%	3.8	3.9	3.9	3.5	3.5	2.8	2.7	2.7	2.6	2.2	1.9	1.7
		C*%	23.2	22.4	21.6	21.7	20.1	19.1	18.0	17.8	15.7	18.9	18.1	15.6
		E+%	73.2	70.2	74.2	73.6	73.9	72.7	71.0	70.9	70.7	71.7	71.6	70.6
中國歷史 Chinese History	A	出席人數 No. sat	3 580	3 740	3 765	3 986	4 104	4 131	4 305	4 354	4 239	4 301	4 446	4 415
		A%	3.0	2.8	3.3	2.8	2.8	3.4	3.1	3.7	4.4	4.0	4.8	4.7
		C*%	18.0	17.5	19.3	19.3	17.6	19.1	21.5	20.6	26.2	25.0	27.9	29.8
		E+%	66.3	66.7	71.1	70.4	66.3	73.3	75.3	72.9	76.0	75.2	76.8	77.3
	AS	出席人數 No. sat	740	694	625	504	525	517	483	496	426	383	373	270
		A%	3.4	5.2	2.2	4.0	4.4	2.7	4.3	3.2	1.9	2.1	1.9	3.3
		C*%	18.2	20.2	17.1	23.2	21.3	21.1	27.3	20.6	18.8	19.1	22.0	22.6
		E+%	58.0	74.8	68.6	81.0	70.7	74.7	79.7	68.5	74.2	73.4	72.7	75.2

**表 7e : 2001 – 2012 年香港高級程度會考科目成績概覽**  
**Table 7e : 2001 – 2012 HKALE Statistics of candidates' results in individual subjects**

日校考生  
**Day School Candidates**

科目 Subject	程度 Level		考試年份 Examination Year											
			2001	2002	2003	2004	2005	2006	2007	2008	2009	2010	2011	2012
中國語文 及文化 Chinese Language and Culture	AS	出席人數 No. sat	27 073	27 305	27 260	27 358	27 265	27 909	29 022	30 194	29 308	30 436	31 522	31 146
		A%	2.5	2.8	2.6	1.9	2.8	2.6	2.6	2.2	2.4	2.4	2.3	1.9
		C*%	19.1	20.0	21.8	21.9	23.2	24.8	25.6	24.7	24.8	26.7	27.0	26.5
		E*%	89.4	91.2	92.2	93.8	93.4	94.2	94.1	94.3	94.8	95.4	95.3	96.1
中國文學 Chinese Literature	A	出席人數 No. sat	3 324	3 121	3 086	2 933	2 967	3 115	3 175	3 035	2 973	2 940	2 867	2 799
		A%	4.0	3.8	4.5	4.2	5.1	4.8	5.2	4.9	5.2	4.9	5.5	5.8
		C*%	22.8	24.9	24.1	23.9	28.7	26.3	28.8	29.2	28.9	28.3	31.2	31.5
		E*%	74.5	75.2	75.3	74.0	80.6	81.8	80.7	83.8	81.9	80.9	82.2	84.5
電腦應用 Computer Applications	AS	出席人數 No. sat	3 681	4 013	3 810	3 642	3 475	3 613	3 183	3 032	2 704	2 493	2 504	2 291
		A%	2.5	2.5	2.4	1.9	2.4	2.2	2.5	1.7	2.1	2.9	2.5	1.9
		C*%	17.5	16.1	16.5	17.6	18.3	16.2	19.2	16.8	19.2	18.8	17.9	17.2
		E*%	65.3	65.6	65.7	73.0	74.1	70.8	70.3	77.6	79.3	76.2	73.7	75.8
電腦 Computer Studies	A	出席人數 No. sat	265	253	219	144	143	115	110	55	89	105	57	60
		A%	4.9	4.3	3.2	3.5	2.1	3.5	3.6	3.6	4.5	4.8	7.0	8.3
		C*%	27.5	26.5	27.4	25.7	27.3	27.8	29.1	27.3	28.1	31.4	33.3	31.7
		E*%	79.2	77.5	75.8	80.6	82.5	83.5	83.6	83.6	82.0	84.8	82.5	88.3
經濟學 Economics	A	出席人數 No. sat	7 910	8 069	7 852	7 859	7 664	7 908	8 187	8 492	8 216	8 242	8 790	8 527
		A%	3.9	3.9	3.5	3.6	3.3	3.6	3.7	4.5	4.1	4.5	4.0	4.5
		C*%	22.3	22.5	20.8	20.7	21.0	20.6	21.6	22.1	22.5	25.3	23.9	26.2
		E*%	71.5	69.8	72.6	71.4	70.1	71.0	70.6	73.8	77.3	76.6	75.1	77.7
	AS	出席人數 No. sat	218	254	262	223	255	295	292	264	299	296	262	334
		A%	0.5	1.2	0.4	2.2	0.8	0	0.3	1.1	0.7	0.7	0	0.9
		C*%	9.2	6.3	7.6	10.8	12.5	5.1	3.8	4.9	9.0	6.4	6.9	9.3
		E*%	56.4	48.4	58.8	54.3	58.4	47.1	49.0	49.6	55.2	57.1	60.3	71.3
電子學 Electronics	AS	出席人數 No. sat	137	151	116	104	105	85	66	29	18	25	26	29
		A%	0.7	0.7	0.9	1.0	1.0	1.2	1.5	6.9	11.1	4.0	3.8	3.4
		C*%	3.6	4.6	4.3	6.7	5.7	7.1	7.6	13.8	22.2	20.0	19.2	13.8
		E*%	40.9	43.7	44.8	40.4	41.0	40.0	42.4	44.8	50.0	48.0	46.2	48.3
倫理 及宗教 Ethics and Religious Studies	AS	出席人數 No. sat	118	108	125	137	172	177	168	164	145	225	211	371
		A%	3.4	2.8	3.2	2.2	2.9	2.8	2.4	3.0	2.1	2.2	2.8	2.4
		C*%	21.2	17.6	18.4	18.2	19.8	21.5	21.4	22.0	20.7	22.2	21.8	23.2
		E*%	78.0	74.1	80.0	75.9	77.9	79.1	81.0	79.9	80.7	83.1	82.9	83.6

**表 7e : 2001 – 2012 年香港高級程度會考科目成績概覽**  
**Table 7e : 2001 – 2012 HKALE Statistics of candidates' results in individual subjects**

日校考生  
 Day School Candidates

科目 Subject	程度 Level		考試年份 Examination Year											
			2001	2002	2003	2004	2005	2006	2007	2008	2009	2010	2011	2012
地理 Geography	A	出席人數 No. sat	5 849	6 046	5 867	5 717	6 015	6 107	6 576	6 711	6 378	6 754	7 140	6 795
		A%	3.5	4.0	3.8	3.4	4.3	3.6	4.3	3.6	3.4	3.1	3.1	3.3
		C*%	21.7	24.6	24.7	22.5	25.6	26.9	27.1	24.7	23.3	23.8	24.7	25.7
		E*%	74.1	76.1	76.8	75.8	78.8	80.9	80.2	78.5	76.9	78.2	80.4	77.4
政府 與公共事務 Government and Public Affairs	A	出席人數 No. sat	147	182	146	160	154	170	125	143	115	89	114	114
		A%	7.5	8.8	11.0	8.8	7.8	5.9	5.6	5.6	6.1	7.9	8.8	7.9
		C*%	34.0	36.3	39.7	33.8	35.7	37.1	40.0	39.9	40.0	47.2	50.0	46.5
		E*%	83.0	87.4	87.0	82.5	85.1	85.3	90.4	90.2	90.4	89.9	93.9	90.4
	AS	出席人數 No. sat	137	121	109	132	92	96	79	73	68	75	86	88
		A%	0.7	9.9	3.7	11.4	9.8	6.3	8.9	1.4	1.5	5.3	4.7	1.1
		C*%	19.7	37.2	12.8	37.9	38.0	27.1	30.4	24.7	13.2	30.7	36.0	10.2
		E*%	59.9	82.6	41.3	84.8	79.3	77.1	82.3	79.5	91.2	89.3	90.7	76.1
歷史 History	A	出席人數 No. sat	2 280	2 426	2 520	2 567	3 024	3 299	3 442	3 492	3 412	3 805	3 971	4 040
		A%	5.0	4.9	4.9	3.9	4.6	7.3	5.8	4.9	6.1	7.0	7.3	5.0
		C*%	27.7	26.3	27.9	26.6	29.4	33.2	38.0	32.3	36.6	37.3	38.6	36.8
		E*%	78.7	78.9	80.3	80.2	79.9	84.4	86.2	85.4	86.8	89.2	88.3	86.7
歷史 (課程甲) History (Syllabus A)	AS	出席人數 No. sat	946	923	722	602	653	670	602	547	511	457	453	410
		A%	4.4	3.6	3.2	1.8	2.1	3.4	3.0	3.5	4.9	5.5	2.9	3.2
		C*%	25.6	19.8	19.9	17.3	17.8	21.8	27.7	22.7	37.2	31.7	21.2	27.3
		E*%	76.0	71.7	76.9	77.4	68.3	77.0	81.2	80.1	87.9	85.1	78.8	81.2
歷史 (課程乙) History (Syllabus B)	AS	出席人數 No. sat	395	304	318	344	310	249	284	304	220	174	145	108
		A%	2.3	1.6	3.5	2.3	1.3	2.8	4.9	3.6	0.9	3.4	3.4	0
		C*%	18.2	17.8	18.6	14.5	20.3	15.7	31.3	22.0	18.6	33.3	34.5	17.6
		E*%	71.9	69.7	78.3	73.5	74.2	71.9	82.7	82.9	77.3	90.2	88.3	80.6
通識教育 Liberal Studies	AS	出席人數 No. sat	1 272	1 280	1 206	1 271	1 372	1 867	2 530	2 959	3 053	3 066	2 787	2 391
		A%	5.9	5.0	6.1	4.4	5.8	3.5	4.6	4.2	3.7	3.1	2.8	2.3
		C*%	32.3	28.3	26.0	27.4	25.0	21.2	24.2	20.5	23.6	21.3	23.3	23.5
		E*%	84.4	76.5	80.1	81.2	78.3	77.5	76.2	74.5	75.1	75.7	75.9	73.0

**表 7e : 2001 – 2012 年香港高級程度會考科目成績概覽**  
**Table 7e : 2001 – 2012 HKALE Statistics of candidates' results in individual subjects**

日校考生  
 Day School Candidates

科目 Subject	程度 Level		考試年份 Examination Year											
			2001	2002	2003	2004	2005	2006	2007	2008	2009	2010	2011	2012
英語文學 Literature in English	A	出席人數 No. sat	132	134	151	130	107	128	130	127	122	153	145	125
		A%	9.1	9.7	11.3	10.0	9.3	9.4	10.0	10.2	10.7	11.1	10.3	9.6
		C*%	37.1	38.8	42.4	38.5	39.3	43.8	45.4	44.1	44.3	46.4	44.1	44.0
		E*%	91.7	90.3	90.7	90.8	89.7	91.4	91.5	90.6	89.3	90.8	90.3	92.8
	AS	出席人數 No. sat	53	79	51	45	34	38	50	43	48	53	46	48
		A%	3.8	3.8	3.9	4.4	5.9	5.3	6.0	14.0	10.4	3.8	4.3	2.1
		C*%	9.4	11.4	37.3	31.1	26.5	23.7	30.0	32.6	35.4	20.8	32.6	25.0
		E*%	75.5	72.2	88.2	86.7	91.2	68.4	78.0	65.1	62.5	66.0	73.9	77.1
數學 及統計學 Mathematics and Statistics	AS	出席人數 No. sat	5 222	5 358	5 562	5 566	5 432	5 952	5 959	6 067	5 841	6 020	6 007	5 950
		A%	3.1	3.0	2.6	2.1	2.3	2.9	2.9	2.8	2.7	3.0	3.0	2.5
		C*%	20.3	19.0	19.0	17.3	17.8	17.2	18.6	17.9	18.8	18.4	18.2	18.8
		E*%	78.1	73.7	72.4	73.2	69.6	73.3	72.9	73.0	76.0	74.2	75.4	73.0
物理 Physics	A	出席人數 No. sat	10 421	10 201	10 052	9 845	9 350	9 459	9 969	10 063	9 947	10 399	10 513	10 640
		A%	4.9	5.1	4.8	4.3	4.4	4.3	4.0	3.9	3.9	4.1	4.6	5.0
		C*%	26.4	26.3	26.8	26.0	24.9	25.9	24.8	24.1	24.2	25.1	26.0	26.4
		E*%	78.6	79.5	79.1	78.6	74.3	74.9	73.2	73.4	75.1	77.0	76.9	78.3
	AS	出席人數 No. sat	680	617	463	478	430	449	376	319	253	209	143	138
		A%	0.1	0.6	0.9	0	0	0	0.3	0.9	1.2	1.0	1.4	1.4
		C*%	5.6	6.6	5.0	4.8	4.2	1.6	4.5	6.9	9.1	10.0	11.9	12.3
		E*%	64.9	64.3	54.4	58.4	41.2	41.4	48.9	54.9	63.2	67.0	67.8	71.7
會計學原理 Principles of Accounts	A	出席人數 No. sat	3 927	4 053	4 029	3 968	3 905	4 111	4 255	4 619	4 559	4 775	4 962	4 706
		A%	3.3	3.3	3.2	3.6	4.0	3.4	4.5	4.5	5.3	4.5	4.3	5.6
		C*%	19.7	19.9	21.0	20.8	23.3	19.8	23.2	21.5	24.3	24.1	25.7	25.4
		E*%	68.6	65.0	70.2	69.5	72.0	68.2	71.4	70.8	75.3	74.8	76.2	76.2
心理學 Psychology	A	出席人數 No. sat	309	430	344	422	406	424	482	486	375	380	378	376
		A%	10.0	11.4	9.9	8.5	7.4	7.1	6.6	6.6	8.3	8.7	9.3	9.0
		C*%	38.8	37.4	36.9	38.4	38.7	41.3	40.9	41.6	42.9	45.0	45.8	46.0
		E*%	83.5	80.9	81.1	81.8	80.0	82.5	83.0	83.5	83.5	85.8	87.8	88.6
	AS	出席人數 No. sat	105	28	64	18	67	41	61	28	45	31	50	38
		A%	5.7	7.1	18.8	0	1.5	0	8.2	0	8.9	0	6.0	0
		C*%	33.3	32.1	42.2	22.2	19.4	12.2	34.4	0	28.9	12.9	36.0	2.6
		E*%	75.2	89.3	90.6	61.1	76.1	63.4	86.9	75.0	73.3	64.5	82.0	28.9

**表 7e : 2001 – 2012 年香港高級程度會考科目成績概覽**  
**Table 7e : 2001 – 2012 HKALE Statistics of candidates' results in individual subjects**

日校考生  
 Day School Candidates

科目 Subject	程度 Level		考試年份 Examination Year											
			2001	2002	2003	2004	2005	2006	2007	2008	2009	2010	2011	2012
純粹數學 Pure Mathematics	A	出席人數 No. sat	7 420	7 296	6 974	6 760	6 475	6 619	6 804	6 924	6 654	6 736	6 755	6 609
		A%	5.8	5.5	5.4	4.6	4.8	4.3	5.0	4.8	4.1	4.7	5.3	4.5
		C*%	29.2	29.2	29.5	27.5	28.1	27.6	26.8	25.1	25.4	26.7	29.4	28.8
		E+%	81.4	81.5	80.0	79.0	80.6	82.1	81.1	76.5	75.7	81.5	80.7	81.3
英語運用 Use of English	AS	出席人數 No. sat	27 112	27 353	27 288	27 392	27 292	27 931	29 042	30 217	29 332	30 481	31 588	31 226
		A%	1.2	1.1	0.9	0.8	0.7	0.7	0.8	0.9	0.9	1.0	0.9	1.0
		C*%	15.2	15.4	15.0	15.5	15.4	15.5	15.2	15.3	16.1	15.4	15.2	15.4
		E+%	79.8	80.1	79.3	79.6	76.6	74.5	74.1	74.5	76.3	74.9	74.9	74.7
視覺藝術 Visual Arts	A	出席人數 No. sat	78	122	105	105	140	163	191	189	219	238	273	269
		A%	2.6	3.3	5.7	2.9	10.0	28.2	29.8	16.9	7.3	9.2	10.3	19.3
		C*%	30.8	47.5	79.0	61.0	67.1	92.6	93.2	85.7	71.7	62.6	56.8	81.0
		E+%	85.9	91.8	99.0	97.1	95.7	99.4	100	100	98.2	96.6	93.8	99.6
	AS	出席人數 No. sat	32	52	39	31	28	41	33	32	14	6	7	13
		A%	0	3.8	7.7	0	7.1	9.8	15.2	6.3	0	0	0	23.1
		C*%	12.5	25.0	46.2	32.3	35.7	73.2	75.8	62.5	50.0	66.7	0	92.3
		E+%	59.4	75.0	89.7	90.3	82.1	100	97.0	100	85.7	100	71.4	100
全部科目 All Subjects	A	出席人數 No. sat	64 768	65 069	64 645	64 622	64 028	65 569	68 469	70 495	68 558	71 032	73 495	72 229
		A%	4.3	4.4	4.1	3.8	3.9	4.0	4.1	4.1	4.1	4.3	4.5	4.7
		C*%	24.0	24.3	24.2	23.4	24.2	24.3	25.1	24.0	24.8	25.7	26.6	27.0
		E+%	76.1	75.9	76.7	75.6	75.3	75.9	75.9	74.9	76.7	77.7	77.9	78.2
	AS	出席人數 No. sat	69 641	70 244	69 522	69 203	68 759	71 229	73 424	75 971	73 342	75 484	77 145	75 865
		A%	2.1	2.2	2.0	1.6	1.9	1.9	2.0	1.8	1.8	1.9	1.8	1.6
		C*%	17.9	18.0	18.4	18.6	19.2	19.6	20.3	19.6	20.4	20.7	20.8	20.7
		E+%	82.1	82.3	82.5	83.9	82.1	81.6	81.8	82.2	83.7	83.2	83.2	83.4

**表 7f : 2001 – 2012 年香港高級程度會考科目成績概覽**  
**Table 7f : 2001 – 2012 HKALE Statistics of candidates' results in individual subjects**

全體考生  
All Candidates

科目 Subject	程度 Level		考試年份 Examination Year											
			2001	2002	2003	2004	2005	2006	2007	2008	2009	2010	2011	2012
應用數學 Applied Mathematics	A	出席人數 No. sat	1 271	1 266	1 131	1 073	1 018	1 088	1 052	1 094	1 067	1 016	942	848
		A%	6.9	6.5	6.1	6.2	6.1	6.0	6.4	6.9	7.4	7.2	7.6	7.8
		C*%	34.1	34.0	30.6	33.1	30.2	28.8	29.5	28.6	34.0	30.8	32.1	33.8
		E*%	83.3	82.8	82.7	84.1	78.5	83.0	82.8	82.6	84.0	77.5	81.0	83.5
	AS	出席人數 No. sat	1 523	1 480	1 342	1 164	1 040	1 038	1 001	994	996	978	899	930
		A%	2.6	3.3	2.7	2.3	1.9	1.4	1.9	1.7	1.6	1.5	2.4	3.1
		C*%	22.1	22.2	19.3	15.4	19.1	15.1	15.9	16.3	20.2	17.7	16.2	17.8
		E*%	80.2	69.6	70.6	70.4	72.0	73.5	75.9	71.2	73.7	74.5	68.7	74.3
生物 Biology	A	出席人數 No. sat	6 687	6 787	7 081	7 088	6 913	6 896	7 056	7 504	7 624	7 757	8 252	8 020
		A%	2.7	2.9	2.6	2.3	2.1	2.5	2.5	2.5	2.4	2.3	2.7	2.9
		C*%	16.9	17.9	17.8	17.0	16.4	17.8	18.2	18.1	18.9	19.5	20.1	19.2
		E*%	74.2	72.8	75.8	74.2	69.7	68.0	69.6	69.1	73.7	73.6	76.5	70.2
企業概論 Business Studies	A	出席人數 No. sat	2 701	2 803	2 864	2 947	2 803	3 094	3 450	3 836	3 875	4 009	4 261	3 886
		A%	1.9	1.7	1.9	2.4	4.0	3.1	3.3	4.3	3.4	5.2	3.8	5.5
		C*%	13.3	12.7	11.3	13.4	22.3	17.7	17.9	18.6	18.1	21.4	20.1	18.0
		E*%	59.8	60.5	62.8	60.5	69.8	70.6	70.0	64.2	65.1	63.7	61.2	64.2
化學 Chemistry	A	出席人數 No. sat	11 623	11 783	11 789	11 659	10 961	10 920	11 369	11 823	11 764	12 295	12 817	12 369
		A%	4.1	4.1	3.4	3.3	3.3	3.1	3.1	3.1	3.1	3.1	3.7	4.2
		C*%	23.3	21.4	23.3	22.8	23.4	23.3	23.2	22.9	22.1	23.2	23.8	24.8
		E*%	79.2	77.4	78.5	76.9	77.8	75.4	74.2	73.2	74.3	75.6	75.3	77.5
	AS	出席人數 No. sat	483	444	419	330	301	331	310	301	197	184	160	187
		A%	3.5	3.6	3.6	3.3	3.3	2.7	2.6	3.0	2.5	2.7	1.9	1.6
		C*%	21.7	20.9	21.2	20.9	18.9	18.4	17.7	18.3	15.2	19.0	17.5	15.0
		E*%	72.5	69.4	73.5	74.2	72.1	71.3	70.0	70.8	69.5	71.7	70.6	69.0
中國歷史 Chinese History	A	出席人數 No. sat	4 514	4 732	4 701	4 834	4 607	4 644	4 859	4 853	4 837	4 881	5 044	4 843
		A%	2.6	2.4	2.9	2.5	2.6	3.1	2.9	3.4	4.1	3.7	4.6	4.3
		C*%	15.8	15.3	17.0	17.3	17.0	18.1	20.5	19.4	25.0	23.5	26.9	28.2
		E*%	61.8	62.3	66.8	66.3	64.6	71.5	73.7	71.1	73.8	72.9	74.9	74.7
	AS	出席人數 No. sat	891	790	699	555	568	558	510	518	465	420	393	293
		A%	2.8	4.6	2.0	4.0	4.0	2.5	4.1	3.1	1.7	1.9	2.0	3.1
		C*%	15.8	18.6	15.9	21.8	20.6	19.7	26.5	19.9	18.5	17.6	21.6	21.8
		E*%	53.8	71.5	65.8	78.4	69.2	72.9	78.4	67.6	72.9	70.2	71.0	72.4

**表 7f : 2001 – 2012 年香港高級程度會考科目成績概覽**  
**Table 7f : 2001 – 2012 HKALE Statistics of candidates' results in individual subjects**

全體考生  
All Candidates

科目 Subject	程度 Level		考試年份 Examination Year											
			2001	2002	2003	2004	2005	2006	2007	2008	2009	2010	2011	2012
中國語文 及文化 Chinese Language and Culture	AS	出席人數 No. sat	33 188	33 843	33 197	32 432	30 447	31 038	32 131	33 401	33 052	34 281	35 442	34 453
		A%	2.1	2.3	2.2	1.6	2.5	2.4	2.4	2.0	2.1	2.2	2.1	1.7
		C*%	16.5	17.3	19.3	19.6	21.7	23.3	24.1	23.2	22.9	25.0	25.2	24.9
		E*%	86.8	88.5	90.1	91.8	91.9	92.8	92.7	92.9	92.9	93.9	93.6	94.4
中國文學 Chinese Literature	A	出席人數 No. sat	4 027	3 721	3 719	3 499	3 127	3 478	3 647	3 459	3 387	3 336	3 246	3 067
		A%	3.4	3.3	3.8	3.6	4.9	4.4	4.7	4.5	4.8	4.5	5.0	5.4
		C*%	20.1	23.0	21.8	21.0	27.8	25.1	26.9	27.5	26.8	27.0	29.4	30.1
		E*%	71.1	72.8	71.9	69.4	79.3	80.6	78.8	82.7	79.9	79.5	80.7	82.8
電腦應用 Computer Applications	AS	出席人數 No. sat	4 138	4 529	4 223	3 982	3 681	3 804	3 317	3 165	2 850	2 625	2 613	2 390
		A%	2.3	2.2	2.2	1.8	2.3	2.1	2.4	1.7	2.1	2.7	2.4	1.9
		C*%	16.7	15.1	15.5	16.8	17.6	15.8	18.6	16.4	18.8	18.4	17.5	17.1
		E*%	64.5	65.0	64.7	72.5	73.2	70.4	69.5	77.5	79.5	76.2	73.6	75.6
電腦 Computer Studies	A	出席人數 No. sat	301	280	243	169	151	120	147	82	93	115	64	68
		A%	4.3	3.9	2.9	3.0	2.0	3.3	2.7	2.4	4.3	4.3	6.3	7.4
		C*%	24.6	25.0	24.7	23.7	25.8	26.7	21.8	19.5	29.0	29.6	29.7	30.9
		E*%	76.7	75.4	74.5	79.9	82.1	82.5	63.3	59.8	81.7	80.9	81.3	82.4
經濟學 Economics	A	出席人數 No. sat	9 642	9 961	9 565	9 372	8 607	8 829	9 174	9 444	9 290	9 206	9 842	9 278
		A%	3.3	3.2	3.1	3.1	3.0	3.4	3.4	4.2	3.8	4.2	3.8	4.3
		C*%	20.0	19.8	18.9	18.8	20.0	19.7	20.4	21.4	21.9	24.7	23.5	26.0
		E*%	68.5	65.9	69.8	68.3	68.4	69.9	69.2	72.8	76.4	76.0	74.2	76.9
	AS	出席人數 No. sat	298	325	365	290	309	357	348	343	379	357	336	407
		A%	0.3	0.9	0.5	2.4	0.6	0	0.3	0.9	0.8	0.6	0	0.7
		C*%	7.0	5.2	6.3	9.7	12.0	5.0	3.7	6.1	7.4	6.2	6.8	8.8
		E*%	47.3	45.2	48.8	52.4	56.3	43.7	47.4	49.9	53.0	57.7	54.5	66.1
電子學 Electronics	AS	出席人數 No. sat	151	157	124	112	109	89	69	29	20	25	27	29
		A%	1.3	0.6	0.8	0.9	0.9	1.1	1.4	6.9	10.0	4.0	3.7	3.4
		C*%	4.0	4.5	6.5	6.3	5.5	6.7	7.2	13.8	20.0	20.0	18.5	13.8
		E*%	41.7	43.9	46.8	41.1	41.3	40.4	43.5	44.8	45.0	48.0	48.1	48.3
倫理 及宗教 Ethics and Religious Studies	AS	出席人數 No. sat	144	135	141	157	196	207	220	311	573	895	1 076	1 408
		A%	2.8	3.0	2.8	2.5	2.6	2.9	2.3	2.9	0.5	0.7	0.7	2.5
		C*%	20.1	14.8	17.7	19.7	18.4	21.3	20.5	22.5	13.6	9.9	16.3	21.4
		E*%	77.8	71.1	75.9	73.9	74.5	77.3	77.7	74.3	63.7	77.5	77.0	84.5



**表 7f : 2001 – 2012 年香港高級程度會考科目成績概覽**  
**Table 7f : 2001 – 2012 HKALE Statistics of candidates' results in individual subjects**

全體考生  
All Candidates

科目 Subject	程度 Level		考試年份 Examination Year											
			2001	2002	2003	2004	2005	2006	2007	2008	2009	2010	2011	2012
地理 Geography	A	出席人數 No. sat	7 016	7 227	7 007	6 725	6 638	6 775	7 331	7 506	7 370	7 673	8 122	7 440
		A%	3.0	3.5	3.3	3.0	4.0	3.4	4.1	3.5	3.1	3.0	2.8	3.1
		C*%	19.4	22.0	22.5	20.6	24.5	25.7	26.5	24.1	21.9	22.6	23.6	24.7
		E*%	70.5	72.3	73.5	72.6	77.3	79.6	79.0	77.3	75.0	76.4	78.5	75.6
政府 與公共事務 Government and Public Affairs	A	出席人數 No. sat	167	205	165	177	183	194	155	179	164	188	250	410
		A%	6.6	7.8	10.3	7.9	6.6	6.2	4.5	4.5	4.3	4.8	6.0	2.4
		C*%	29.9	32.7	37.6	30.5	31.1	35.1	33.5	33.5	31.7	25.0	40.0	21.7
		E*%	77.2	82.4	83.6	80.2	77.0	82.5	83.2	81.6	79.3	67.0	80.0	77.1
	AS	出席人數 No. sat	157	132	129	145	110	123	95	97	149	190	283	373
		A%	0.6	9.8	3.9	11.0	8.2	4.9	7.4	1.0	0.7	2.1	4.9	0.3
		C*%	17.8	35.6	12.4	37.2	31.8	22.0	28.4	21.6	7.4	23.7	31.4	13.1
		E*%	55.4	81.8	39.5	82.8	71.8	65.0	74.7	77.3	70.5	75.3	88.7	71.8
歷史 History	A	出席人數 No. sat	2 760	2 859	2 959	3 026	3 390	3 702	3 929	4 034	4 039	4 470	4 763	4 807
		A%	4.2	4.2	4.3	3.3	4.2	6.9	5.5	4.5	5.4	6.5	6.8	4.6
		C*%	24.1	23.4	25.4	23.4	27.8	31.7	36.8	30.3	34.1	35.5	37.0	35.4
		E*%	73.3	75.1	77.4	76.3	77.8	82.7	85.1	83.9	84.8	87.0	86.5	84.5
歷史 (課程甲) History (Syllabus A)	AS	出席人數 No. sat	1 047	1 000	792	646	698	709	647	584	550	497	491	448
		A%	4.1	3.3	3.0	1.7	2.0	3.4	3.4	3.3	4.7	5.0	2.9	2.9
		C*%	24.4	19.2	19.3	16.6	17.0	20.7	27.7	22.1	36.0	30.8	20.2	26.8
		E*%	74.2	71.8	74.9	75.4	67.2	76.0	80.4	78.4	86.9	84.5	76.0	78.3
歷史 (課程乙) History (Syllabus B)	AS	出席人數 No. sat	458	386	383	385	326	271	301	320	241	198	164	138
		A%	2.0	1.3	2.9	2.3	1.2	2.6	4.7	3.4	0.8	3.0	3.7	0
		C*%	16.2	15.8	16.7	13.5	19.9	14.8	30.2	21.3	17.4	31.3	33.5	15.2
		E*%	68.8	67.1	75.2	70.6	73.9	69.4	81.4	80.9	75.5	86.9	86.6	74.6
通識教育 Liberal Studies	AS	出席人數 No. sat	1 367	1 375	1 318	1 362	1 444	1 989	2 739	3 190	3 307	3 335	3 106	2 666
		A%	5.5	4.7	5.7	4.1	5.7	3.3	4.3	3.9	3.5	2.9	2.6	2.2
		C*%	30.8	27.1	24.7	26.4	24.0	20.6	23.0	19.6	22.1	20.2	21.5	22.0
		E*%	82.7	74.6	78.4	79.9	77.0	76.3	74.0	72.9	72.1	73.4	73.0	70.1

**表 7f : 2001 – 2012 年香港高級程度會考科目成績概覽**  
**Table 7f : 2001 – 2012 HKALE Statistics of candidates' results in individual subjects**

全體考生  
All Candidates

科目 Subject	程度 Level		考試年份 Examination Year											
			2001	2002	2003	2004	2005	2006	2007	2008	2009	2010	2011	2012
英語文學 Literature in English	A	出席人數 No. sat	135	138	158	135	108	129	132	133	123	156	148	133
		A%	8.9	9.4	10.8	9.6	9.3	10.1	9.8	9.8	10.6	10.9	10.1	9.0
		C*%	37.0	37.7	41.1	37.8	38.9	44.2	44.7	45.1	43.9	45.5	43.2	41.4
		E*%	90.4	88.4	88.0	88.1	88.9	91.5	90.2	90.2	89.4	89.7	89.2	88.7
	AS	出席人數 No. sat	55	82	51	46	36	39	51	45	49	58	48	51
		A%	3.6	3.7	3.9	4.3	5.6	5.1	5.9	15.6	10.2	3.4	4.2	2.0
		C*%	9.1	13.4	37.3	30.4	25.0	23.1	29.4	33.3	34.7	19.0	33.3	23.5
		E*%	74.5	73.2	88.2	87.0	91.7	69.2	76.5	64.4	61.2	63.8	72.9	74.5
數學 及統計學 Mathematics and Statistics	AS	出席人數 No. sat	6 242	6 616	6 680	6 396	5 954	6 496	6 566	6 682	6 598	6 754	6 680	6 451
		A%	2.8	2.5	2.3	1.9	2.1	2.7	2.8	2.7	2.4	3.0	3.0	2.5
		C*%	18.4	16.7	17.2	16.0	17.1	16.6	18.2	17.5	18.3	18.4	17.8	18.4
		E*%	75.3	70.6	70.0	71.3	68.0	72.3	72.1	71.9	74.8	73.5	74.4	72.0
物理 Physics	A	出席人數 No. sat	12 184	12 360	11 902	11 388	10 355	10 377	10 840	11 033	11 073	11 548	11 709	11 474
		A%	4.3	4.2	4.1	3.7	4.0	4.0	3.7	3.5	3.6	3.7	4.2	4.7
		C*%	23.5	23.0	24.4	23.7	23.3	24.5	23.5	23.2	22.7	23.9	24.5	25.5
		E*%	76.3	76.2	77.4	76.5	73.2	73.9	72.1	72.9	74.0	75.7	75.8	77.6
	AS	出席人數 No. sat	834	729	511	519	464	473	395	333	273	215	151	146
		A%	0.1	0.5	0.8	0	0	0	0.3	0.9	1.1	0.9	1.3	1.4
		C*%	4.6	5.8	4.5	4.4	3.9	1.5	4.3	6.6	9.2	10.7	13.2	11.6
		E*%	60.6	61.0	54.8	57.8	40.7	40.8	48.1	55.3	62.6	67.0	68.2	69.9
會計學原理 Principles of Accounts	A	出席人數 No. sat	4 747	4 952	4 832	4 504	4 362	4 577	4 762	5 175	5 259	5 397	5 619	5 131
		A%	2.9	2.7	2.8	3.2	3.6	3.1	4.1	4.1	4.7	4.1	3.9	5.1
		C*%	17.7	17.2	18.8	18.9	22.4	18.8	22.0	20.5	22.8	22.9	25.0	24.2
		E*%	66.2	61.4	66.8	65.9	71.1	67.2	69.9	69.5	73.7	73.7	74.9	74.6
心理學 Psychology	A	出席人數 No. sat	407	518	443	525	506	523	573	587	477	483	527	542
		A%	7.6	9.7	7.9	7.2	5.9	5.7	5.8	5.5	6.7	6.8	6.6	6.6
		C*%	30.7	32.0	30.2	31.4	31.6	35.2	36.1	35.6	35.6	36.9	34.3	34.9
		E*%	73.7	74.3	74.0	70.3	69.2	73.0	77.0	76.5	74.2	74.7	74.4	73.4
	AS	出席人數 No. sat	122	48	85	45	90	74	81	59	72	68	98	93
		A%	4.9	6.3	16.5	0	1.1	0	6.2	0	5.6	0	4.1	1.1
		C*%	29.5	25.0	34.1	11.1	14.4	8.1	25.9	1.7	20.8	8.8	21.4	5.4
		E*%	69.7	66.7	76.5	37.8	63.3	51.4	76.5	57.6	56.9	42.6	64.3	26.9

**表 7f : 2001 – 2012 年香港高級程度會考科目成績概覽**  
**Table 7f : 2001 – 2012 HKALE Statistics of candidates' results in individual subjects**

全體考生  
**All Candidates**

科目 Subject	程度 Level		考試年份 Examination Year											
			2001	2002	2003	2004	2005	2006	2007	2008	2009	2010	2011	2012
純粹數學 Pure Mathematics	A	出席人數 No. sat	8 963	8 978	8 529	8 058	7 375	7 462	7 653	7 848	7 748	7 829	7 791	7 513
		A%	4.9	4.6	4.6	3.9	4.3	4.0	4.6	4.4	3.6	4.3	4.8	4.2
		C*%	26.0	26.1	27.2	25.0	26.5	26.0	25.5	24.1	23.6	25.3	27.9	27.7
		E+%	78.8	78.6	78.2	77.1	79.6	80.8	79.8	75.5	74.1	79.9	78.6	79.9
英語運用 Use of English	AS	出席人數 No. sat	34 482	35 302	34 775	34 158	32 164	33 129	34 527	36 140	36 034	37 232	39 115	38 869
		A%	0.9	0.9	0.7	0.6	0.6	0.6	0.7	0.7	0.7	0.8	0.8	0.8
		C*%	12.6	12.6	12.6	13.1	13.6	13.8	13.3	13.4	13.9	13.4	13.0	13.1
		E+%	75.3	75.1	75.1	75.2	72.8	70.9	70.4	71.0	71.6	70.4	69.7	69.1
視覺藝術 Visual Arts	A	出席人數 No. sat	96	148	142	133	159	186	228	231	258	273	324	303
		A%	2.1	2.7	5.6	2.3	8.8	24.7	27.2	14.7	8.5	8.4	8.6	18.2
		C*%	27.1	41.2	74.6	54.9	63.5	89.8	89.5	80.5	69.4	59.7	52.8	79.5
		E+%	80.2	87.2	94.4	92.5	93.7	98.4	99.1	98.7	97.7	93.4	90.7	99.3
	AS	出席人數 No. sat	39	61	43	36	32	45	38	37	16	6	11	16
		A%	0	3.3	7.0	0	6.3	8.9	13.2	5.4	0	0	0	18.8
		C*%	10.3	23.0	44.2	27.8	31.3	75.6	68.4	59.5	43.8	66.7	9.1	81.3
		E+%	53.8	72.1	88.4	77.8	78.1	100	94.7	97.3	81.3	100	63.6	100
全部科目 All Subjects	A	出席人數 No. sat	77 685	79 166	77 655	75 703	71 472	73 114	76 357	78 821	78 448	80 632	83 721	80 132
		A%	3.7	3.7	3.5	3.3	3.6	3.7	3.8	3.8	3.7	3.9	4.1	4.4
		C*%	21.2	21.2	21.9	21.2	22.9	23.1	23.8	22.9	23.3	24.4	25.3	25.8
		E+%	72.9	72.2	74.1	72.8	73.8	74.6	74.4	73.8	75.0	76.0	76.2	76.5
	AS	出席人數 No. sat	85 684	87 487	85 319	82 790	77 992	80 803	83 346	86 549	85 821	88 318	91 093	89 348
		A%	1.8	1.8	1.7	1.3	1.7	1.7	1.8	1.6	1.6	1.7	1.6	1.4
		C*%	15.4	15.4	16.1	16.4	17.6	18.0	18.7	18.0	18.4	18.9	18.8	18.7
		E+%	78.8	78.9	79.6	81.0	79.6	79.3	79.3	79.7	80.3	80.2	79.7	79.6