

PARLIAMENTARY SCORECARD 2006-2007

ASSESSING THE PERFORMANCE
OF UGANDA'S LEGISLATORS



A Publication of Africa Leadership Institute (AFLI)

PARLIAMENTARY SCORECARD 2006-2007

**ASSESSING THE PERFORMANCE OF
UGANDA'S LEGISLATORS**



Parliamentary Scorecard 2006-2007: Assessing the Performance of Uganda's
Legislators

A publication of the Africa Leadership Institute with technical support from
Projset Uganda, Stanford University and Columbia University. Funding provided
by the Royal Netherlands Embassy in Uganda.

All rights reserved. Published December 2007.

Design and Printing by Some Graphics Ltd.
Tel: +256 752 648576; +256 414 272013
Fax: +256 414 272013

Africa Leadership Institute
For Excellence in Governance, Security and Development
P.O. Box 23277 Kampala, Uganda
Tel: +256 414 578739
Plot 7a Naguru Summit View Road
Email: info@aflia.org

TABLE OF CONTENTS

I.	Acknowledgements	i
II.	Abbreviations	iii
III.	Foreword	iv
IV.	Executive Summary	vi
V.	Report on the Parliamentary Performance Scorecard	1
	1 Purpose	1
	2 Data Sources.....	4
	3 Measures	5
	A. MP Profile	7
	B. Overall Grades for Performance	7
	C. Disaggregated Performance	10
	Plenary Attendance	10
	Plenary Participation	11
	Plenary Influence	12
	Committee Attendance	14
	Committee Participation	15
	D. Political Position	17
	E. Topic	19
	F. Scope	20
	4 The Performance of Parliament	21
	5 How Does the 8 th Parliament Compare to the 7 th ?	29
	6 Looking Ahead: Measuring Constituency Performance	30
	7 A Note on the Speaker, Dep. Speaker, and Ex Officios	32
	8 Limitations of Our Data	33
	9 Disseminating the Scorecard to Voters	35
	10 Conclusion	37
VI.	Scorecards for Elected MPs	39
VII.	Scorecards for Ex Officio MPs	358
VIII.	Appendix A: LC-V Meeting Attendance	371
IX.	Appendix B: Constituency Workshops	378
X.	Appendix C: Technical Notes	383
XI.	Appendices D & E: Maps of Constituencies and Districts	393
XII.	Appendix F: Committee Membership; Transcript and Attendance Data Summary	399
XIII.	Index	406

ACKNOWLEDGEMENTS

All great initiatives face challenges. AFLI is indebted to those who have helped the Scorecard project to surpass the many hurdles we have encountered.

We are grateful first to those who have supported this project from its beginning as a pilot project during the final year of the 7th Parliament. The United States Department of State's Human Rights and Democracy Fund provided timely funding to get the Scorecard off the ground, and the Royal Netherlands Embassy – which has become a committed partner to the Project – offered additional and substantial support, enabling AFLI to share the results of the pilot widely and to receive feedback, which contributed to the improvements that culminated in this publication.

We extend our thanks to the many people and organisations that, along with the Netherlands Embassy, have helped to make the second incarnation of the Scorecard even more successful than the pilot.

Several offices and agencies of the Government of Uganda (GoU) gave their time and support to this project from its infancy. Though there have been bumps along the way, we look forward to many years of constructive engagement with GoU. We would like to thank the Office of the Clerk to Parliament, Parliament's Public Relations Office, the Ministry of Local Government, and the Ministry of Education and Sports for their assistance in our data collection efforts.

In addition to the institutional support of the aforementioned bodies, we appreciate the unwavering commitment of the people who worked with AFLI to make sure that the Scorecard happened. Projset Consultants and Director/Principal Consultant M.J. Robert Kintu provided invaluable advice on the design and implementation of the scorecard, and the research assistants seconded by Projset – Byamah Hillary, Gwoke Joachim, Musunga Douglas, Nansubuga Josephine and Okello Francis – contributed not only hours of sometimes tedious computer work, but also their insight into the Ugandan political process.

We would also like to thank the people from AFLI who have made this project possible. The Executive Board – Hon. David Pulkol, Hon. Elly Karuhanga, Hon. Jessica Eriyo, Mr. Tobias Onweng, Mr. Sylvester Kugonza, Mr. Levi Ochieng, Mr. David Mukholi, Dr. Juma Okuku, and Mr. Frank Muhereza – made many

important decisions regarding the trajectory of the project. Executive Director Oscar Okech Kanyangareng and Executive Assistant Patrick Muhumuza provided much needed guidance and support. We also appreciate the strategic counsel and technical support provided by the senior external advisers to the project, Professor Macartan Humphreys of Columbia University and Professor Jeremy Weinstein of Stanford University. Nathan Falck and Jeffrey Love, also of Stanford University, served as Projector Coordinators and we thank them for their superb and tireless work on behalf of the project. Thank you to Jeffrey Krutz of Columbia University for preparing the maps of parliamentary constituencies from data made available by the Uganda Bureau of Statistics.

In addition, we thank the participants in AFLI's first Scorecard Peer Review Panel for their insightful feedback on the Scorecard's content and design. Special thanks to Ben Bella Ilakut of Uganda Christian University, Hon. Aggrey Awori, Jolly Mugisha of UWONET, Norbert Mao, Gulu LC-V Chairman, Mwambutsya Ndebesa and Nakitende Milly of Makerere University, Larak Arthur of the Uganda National NGO Forum, Edith Kibalama of Kituo Cha Katiba, Ndabi Barbara of the Foundation for Human Rights Initiative, Barbara Nambi of the Foundation for Human Rights Initiative and Joyce Ngaiza of the Embassy of the Netherlands.

And finally, our thanks go to the people of Uganda, whose comments and feedback allowed us to improve our methodology immensely, and for whom this project is ultimately designed. We only hope that you find some use in its pages.

ABBREVIATIONS

AFLI – Africa Leadership Institute
Cnty. – County
CP – Conservative Party
DP – Democratic Party
DPM – Deputy Prime Minister
FDC – Forum for Democratic Change
GoU – Government of Uganda
ICT – Information and Communication Technology
INDEP – Independent
JEEMA – Justice Education Economy Morality (Justice Forum)
MP – Member of Parliament
Mun. – Municipality
NRM – National Resistance Movement
OPM – Office of the Prime Minister
OVP – Office of the Vice President
PWD – People with Disabilities
UPC – Uganda People’s Congress
UPDF – Uganda People’s Defence Forces

FOREWORD

The history of Uganda's democracy since independence in 1962 has been one of upheavals.

Uganda practiced multi-party democracy from independence until 1971, when a military junta took over and ruled by decree. In 1980, multi-party democracy was restored but usurped again by a military junta in 1985. In 1986, after a five year guerilla war, the National Resistance Movement (NRM) government came to power. Thereafter, the NRM instituted a no-party political system based on individual merit. Constitutional reforms in 1995 and 2005 introduced more civil and political rights, with the latter restoring multi-party democracy.

During the period of constitutional reform, significant power was removed from the Office of the President, and the executive arm of government by extension, and transferred to Parliament. As a result, Parliament has had a greater role to play in monitoring the executive, including scrutinizing the annual budget before it is passed and auditing government expenditures.

But this increased responsibility does not come without challenges. The actions of Members of Parliament (MPs) are far removed from the day-to-day lives of voters, who rarely know what their MPs actually do. So, while Parliament is empowered to hold the executive accountable, who may hold the MPs accountable? Some MPs only visit their constituency during election time to solicit votes and then disappear until the next election. Moreover, whatever information is available publicly from Parliament is presented in legal jargon making it difficult for the ordinary person to track the work of their MPs and make an informed evaluation of that work. And in a new multi-party era, after 20 years of no-party rule, it is more important than ever that voters have objective and transparent information to help them assess the performance of MPs as individuals and of Parliament in general.

AFLI has stepped in to provide voters with the information they need to assess how their MPs perform in Parliament. The Parliamentary Performance Scorecard builds on the work AFLI conducted in the pilot Scorecard of the 7th Parliament, but now includes improved measures and additional coverage of work in both plenary


and committee sessions. AFLI hopes to further improve the Scorecard next year with measures of constituency service as well.

Beyond describing the performance of individual MPs, the Parliamentary Performance Scorecard assesses the performance of Parliament in general. Specifically, the report describes patterns of performance by party, ascension, gender group, and region in an effort to help voters understand how the institution itself is functioning and how their MP compared with others in the country.

In short, the Parliamentary Scorecard is an innovative project that we hope will help to strengthen democracy in Uganda. It does not aim to find fault with MPs or Parliament, but instead to help Parliament serve its citizens better. As such, it seeks to entrench a culture and spirit of democracy, accountable leadership, and human freedom. This report covers the first session of the 8th Parliament of Uganda. The Scorecard will be produced annually, culminating in a consolidated report at the end of five years.

On behalf of the AFLI Board, I invite you to read this report, and it is my sincere hope that you find it very useful in driving continued democratic reforms in Uganda.

Thank You,



Elly Karuhanga
Vice-Chairman
Africa Leadership Institute Executive Board

EXECUTIVE SUMMARY

A central principle of modern democracy is that by choosing their leaders through electoral processes, citizens are able to hold governments accountable for their actions. The constitution of Uganda provides the legal framework for accountable government of this form. But for Ugandan democracy to be truly effective, voters need to be in a position to evaluate the performance of their representatives and make informed choices about who to elect or re-elect as their representatives.

The Parliamentary Performance Scorecard seeks to help in this task by providing Ugandan citizens with accurate, objective, and comprehensive information about their elected leaders on an annual basis. It is the ambition of the Africa Leadership Institute (ALI) that the Scorecard will contribute to greater transparency and, ultimately, greater democratic accountability in Uganda.

The Parliamentary Performance Scorecard emphasises work in two arenas in which MPs execute their formal responsibilities as advocates for the interests of their constituents and the country.

- First, the Scorecard evaluates each MP on his or her attendance, participation, and influence in plenary debates. *Attendance* reflects the simple fact of being present for plenary business. *Participation* reflects the share of debate for which an MP is directly responsible. *Influence* reflects the share of the debate by other MPs that responds to issues raised by a given MP. For each of these three areas, the Scorecard reports a score and a percentile rank for each MP. In addition, the Scorecard provides qualitative information about the positions MPs take in plenary debates and summarises the topics on which they focus.
- Second, because much of Parliament's work is conducted in committee sessions, the Scorecard provides information on committee membership and reports data on the attendance and participation of MPs in committee meetings. Again, the Scorecard reports a score and a percentile rank, enabling the reader to assess how an MP performs relative to all other MPs in Parliament.

The accompanying report provides a thorough description of each measure and emphasises a few caveats that are important to bear in mind when

considering the performance of MPs. It includes the full set of scores for each MP, presented on individual Scorecards. Finally, the report describes Parliament's overall performance and the performance of different subgroups within it.

With respect to Parliament's overall performance, a number of key findings stand out:

- First, average attendance is surprisingly poor. On average, Uganda's MPs attended just 23 out of 89 plenary sessions, and some never attended at all! Committee attendance rates were also low, centring around 41%. On the basic issue of attendance, there is considerable scope for improved performance by Uganda's elected representatives.
- Second, although MPs from Opposition parties appear to perform slightly better on average than MPs from the NRM or independent MPs, the difference is small. The major differences in the performance of MPs are across individuals, *not* across political parties.
- Third, while front benchers and party leaders perform better on average—in part, due to their particular role in plenary debates—it is still the case that individual backbenchers can score very highly. Indeed, some of the highest scoring MPs in Parliament are backbenchers.
- Fourth, on average, male MPs do marginally better than female MPs in Parliament. However, many individual women do extremely well and, among those elected by universal adult suffrage, women perform better than men on many measures.
- Fifth, there are important differences across MPs based on how they ascended to their seats. On average, MPs elected through universal adult suffrage perform particularly well, those elected to represent special interests do less well, and those MPs that represent the army perform especially poorly.
- Finally, there is a good deal of consistency across geographic regions of the country. There is no evidence that some regions are better represented by their MPs than others.

In addition to providing a description of how MPs perform, the report also describes next steps for the Scorecard. Two issues bear emphasis:

- The first relates to the **improvements** that we hope will be possible in the future. One goal is for the Scorecard to report information on how MPs vote in Parliament. This is presently impossible since no formal records of individual votes are kept. Second, we hope to provide measures of the activities MPs undertake in their constituencies. Again, to do so will require making use of information that is not presently in the public domain. Support from Parliament and from individual MPs will be required to improve the Scorecard in this way.
- The second relates to our **dissemination campaigns**. Creating the Scorecard is only the first step. To fully develop the potential of the Scorecard as a mechanism for strengthening accountability in Uganda, AFLI is committed to getting this information into the hands of voters. To do so, every year until the next parliamentary election, AFLI will organise civic education workshops to discuss the performance of MPs in a sample of geographic constituencies. MPs will be invited to attend the workshop held in their constituency in an effort to foster dialogue between constituents and MPs about the activities they undertake in Kampala. Because we cannot possibly visit every constituency in Uganda, AFLI has identified, in advance, the set of constituencies in which we will hold workshops through a fair and transparent process. These constituencies and the method used to identify them are listed in this report.

The founding principles of the Parliamentary Performance Scorecard are objectivity, transparency, and accuracy – values which we believe are embodied in this publication. But this is a living project that will grow and evolve over the remaining years of the Eighth Parliament and beyond. With this publication, we are setting an important precedent, an example that we hope civil society leaders in other countries, both in Africa and beyond, will find inspiring and useful. We are dedicated to producing the most complete and rigorous Scorecard possible every year, and in that spirit, we are open to the advice of Members of Parliament, party leaders, civil society, and the public at large. We welcome your critiques and practical pointers, and, as always, we are open to incorporating any additional data that may be made available to us in future years. With your help, we can make Ugandan democracy stronger.

REPORT ON THE PARLIAMENTARY PERFORMANCE SCORECARD

1 PURPOSE

Democracy is based on the idea that citizens have the right to freely choose their leaders and that, by doing so, they can hold governments accountable for their actions. The basic right of citizens to make, contribute to, and influence decisions that affect them has its roots in classical and contemporary political theory.

The right to hold office and participate in the affairs of the community and the principle of equality before the law were upheld in ancient Greece and Rome. These ideals were later developed and adopted by the American and French revolutions and are now honored widely throughout the world. One of the most fundamental of these rights is political equality; through political equality, the full diversity of interests and values can be brought into policy debate and can be incorporated into decisions. In classical theory, every citizen should have a right to participate equally and no citizen should represent or make decisions on behalf of another. All other conceptions of democratic governance emanate from this theory and presuppose a basic and equal right to public participation.

Contemporary theorists continue to debate these issues. One school of thought argues that the role of the public should be limited to the periodic election of its leaders. Having everyone participate on a continual basis, they argue, is impractical in large societies. Others insist instead that citizens benefit not just from the outcomes of decisions but from direct engagement in decision-making. Participation strengthens, deepens, and enriches individuals' understanding and appreciation of their own capacities and enhances their ability to work productively with others. Participation therefore has both an expressive and educative effect. This approach suggests that representative democracies run the risk of preventing the full development of individual moral and intellectual qualities even if the governing few prove to be entirely competent in handling administrative tasks.

The Parliamentary Performance Scorecard Project is based on the idea that the right response to these concerns is to recognise that it is possible to work within the framework of representative government but still maintain a high

degree of public participation in decision making. By empowering constituents to monitor their elected representatives, the Scorecard Project can provide intrinsic benefits by strengthening civic engagement and substantive benefits by producing a more accountable Parliament.

In fact, the constitution of Uganda provides the legal framework for accountable government of this form. The Uganda Information Act 2006 also protects citizens' freedom of access to government information. Unfortunately, however, most Ugandans still find it difficult to follow the activities of their government and cannot meaningfully assess the performance of their elected representatives. For Ugandan democracy to be truly effective, voters need to be in a position to make informed choices about who to elect or re-elect as their representatives.

The Parliamentary Performance Scorecard seeks to help in this task by providing Ugandan citizens with accurate, objective, and comprehensive information about the performance of their elected leaders. Because Parliament is the critical forum in which citizens' concerns are debated by their elected representatives, the Scorecard gives voters the information they need to assess how their Members of Parliament (MPs) perform. It is the ambition of the Africa Leadership Institute (ALI) that the Scorecard will contribute to greater transparency and, ultimately, greater democratic accountability in Uganda.

Building upon the pilot Scorecard of the final year of the Seventh Parliament, this Scorecard is distinctive in that it offers fair, reliable, and transparent measures of how MPs perform in plenary sessions and parliamentary committees. The methodology has been modified, grading criteria have been refined, and the scope of our measures has broadened as we have taken into account the lessons learned from the pilot study and the feedback received from MP's and the public.

The grades do not reflect a political agenda and no personal politics have swayed the scores assigned to individual MPs. Indeed, the scores are based on publicly available data collected systematically over the course of the year and can be checked and replicated by any individual wishing to do so.

The Parliamentary Performance Scorecard emphasises work in two arenas in which MPs execute their formal responsibilities as advocates for the interests of their constituents and the country: plenary and committee sessions of Parliament.

- **Plenary Sessions.** MPs are obligated to attend plenary sessions. These meetings provide members with an opportunity to present the views of their constituents, raise new issues, and debate the important challenges facing Uganda. For this reason, the Scorecard evaluates MPs on their attendance, participation, and influence in these plenary debates and provides information on the positions they take and the topics on which they focus.
- **Committee Activities.** Much of Parliament's work is conducted in committee sessions, where bills are reviewed and amended, budgetary decisions are made, and important oversight duties are performed. An approach that focuses only on what happens in plenary sessions alone runs the risk of not giving enough credit to MPs for the activities they undertake behind the scenes. To reflect this work, the Scorecard provides information on committee membership and reports data on the attendance and participation of MPs in committee meetings.

Of course, we recognise that an MP's responsibilities extend beyond the walls of Parliament. Specifically, MPs are expected to consult regularly with their constituents and local government representatives. Indeed, many MPs maintain offices and staff in their constituencies. AFLI is committed to adding measures to the Scorecard that capture the extent to which MPs engage productively and consistently with their constituencies. We examined a number of possible measures this year, but determined that the production of fair and transparent measures will require a much greater level of co-operation and dialogue from Parliament and individual MPs. While the information necessary for evaluating how MPs perform in Parliament itself is publicly available, the activities that MPs undertake in their constituencies are not systematically recorded. AFLI is, however, prepared to work closely with Parliament, local government officers, the Ministry of Local Government, and other civil society organisations to measure and evaluate these activities with an eye toward the next Scorecard.

The Parliamentary Performance Scorecard is the most ambitious attempt yet to open government to public scrutiny and to help voters realise their right to information about their elected officials. But we firmly believe that MPs will also benefit from this effort as constituents come to better understand the work that takes place in Parliament. Whereas MPs previously struggled to gain appreciation for their activities in Kampala and the constraints they face in their work, the Scorecard will provide them with a tool to better communicate what they do to their constituents. They will also be able, for the first time, to reflect on and improve their own performance based on the data provided here in advance of the next general election.

2 DATA SOURCES

Through this Scorecard, AFLI seeks to help citizens make sense of Parliament's activities. To do so, we build upon important steps that Parliament has already taken to make its activities transparent. Much of the information on which the Scorecard is based, such as the debates in plenary sessions, are recorded and transcribed into a collection of documents called the "Hansard." The Hansard has been carefully maintained by Parliament and has been made available publicly on Parliament's website. However, while the Hansard provides an excellent record of MP activity, it is difficult for most voters to access (one needs a computer) and understand (it is lengthy and available only in English). The Scorecard seeks to make this publicly available data comprehensible and accessible to the average Ugandan voter.

The Scorecard also draws on information that Parliament regularly collects, such as plenary and committee attendance registries, which are public information but which are not easily accessible to constituents. Some of these data are incomplete, leading to gaps in some of the measures. We are confident, however, that the quality of the data is improving over time and that gaps will be filled in future Scorecards. Finally, we also rely on some new sources of data. For the first time, committee meetings are being recorded and transcribed. These transcripts are essential and permit us to evaluate how MPs perform in committee.

Importantly, the Scorecard remains a work in progress. Because the Scorecard captures only the first session of the five-year term of the Eighth Parliament, there is substantial room for greater co-operation between AFLI, Parliament, and MPs to improve the measures contained in this report. Innovations such as comprehensive (and electronic) records of votes, regular reports on constituency visits by each MP to the Clerk, a public registry of MPs' local offices and staff, public dissemination of committee reports with signatures, and the provision of online access to attendance registers would all contribute to the push for transparency and democratic accountability in Uganda.

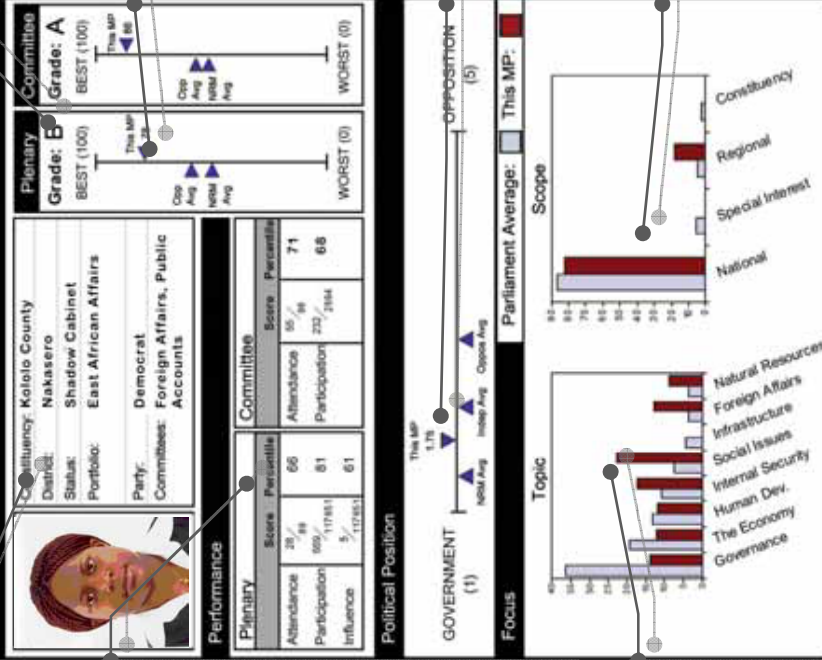
3 MEASURES

The data presented in the Parliamentary Performance Scorecard can be divided into two broad categories: *performance* data, which we use as the basis for an MP's overall grade and relative standing, and *positional* data, which records the issues on which MPs focus and the positions they take.

Performance data include MPs' **attendance** and **participation** in both plenary and committee meetings, as well as the **influence** they demonstrate in driving the business of Parliament forward in plenary sessions. Positional data report the focus of each MP, in terms of the topic and the scope of items he or she contributes to in plenary debate, as well as the positions an MP takes on business initiated by the Government and the Opposition sides. The performance data are used to generate grades for each MP. *We do not generate grades based on the positions MPs take* since although everyone favours better performance, people justifiably have different views on what positions MPs should take and which issues they should emphasise.

A sample scorecard is provided on the next page, and, in what follows, each measure is described in detail.

A. The **profile** provides information on the MP.



C. The **performance scores** show the components that are used to determine the overall scores and grades. For each item, the Scorecard first shows the raw **score** (the share of meetings attended; the share of debate that can be attributed to the MP; the share of debate that was influenced by an MP) and then provides a **percentile** to show how the MP performed relative to other MPs. This MP attended 27 of 89 sessions. This is better than 66% of MPs, but worse than 34% of MPs.

B. The boxes report **grades** for this MP in plenary and committee. The top sixth of MPs receive an A grade, the next sixth receive a B and so on.

The **arrows** show how well this MP performed compared to other MPs. The best MPs get a score of 100; the worst get a score of 0. A score of 78 (for example) means that this MP did better than 78% of MPs. However, 22% of MPs did at least as well as this MP. The average scores of Opposition and NRM members are marked for reference.

D. The marker shows the extent to which **positions** taken by the MP supported or opposed government positions. The average scores of Opposition and NRM members are also marked for reference.

E. The (darker) red bars show the share of time each MP devoted to different **substantive topics**. The (lighter) gray bars show the extent to which parliament as a whole focused on these topics.

F. The (darker) red bars show the share of time each MP devoted to **national, regional, constituency, and special interest issues**. The (lighter) gray bars show the extent to which parliament as a whole focused on these sectors.

A. *MP Profile*

The profile provides background information on the MP. Constituency and district are reported, along with the MP's status (Prime Minister, Vice President, Minister, Shadow Cabinet Member, Committee Chairperson or Backbencher) and Portfolio, which refers to the responsibilities the MP holds, where applicable, as a member of the cabinet or shadow cabinet. In addition, the profile provides the MP's party affiliation (if any) and lists the committees on which the MP serves. The MP described in the sample Scorecard, Ndaiba Barbara, is fictional and this sample Scorecard has been generated for illustrative purposes only. According to the Scorecard, the MP was elected to Parliament by universal suffrage to represent Kololo County in Nakasero District and holds a position as the Shadow Minister for East African Affairs. She is a member of the Democrat Party and sits on the Foreign Affairs and Public Accounts Committees.

B. *Overall Grades for Performance*

The performance section summarises the grades the MP received for plenary and committee performance.¹ Each summary reports the ranking of the average of the percentile scores achieved on the individual measures in each category.² The average score provides an easy way to combine the scores on the different sub-components. In essence, each component carries equal weight. Because this is not the only way to combine the sub-components, we encourage readers to examine each part of the aggregate score when they assess the performance of their MP.

The percentile scores should be interpreted as follows. If an MP has a score of 70 for plenary this means that the average of his rankings on each of the three component measures (attendance, participation, influence) was better than that of 70% of MPs. Overall, the MP on the sample Scorecard did well, receiving marks of "B" for plenary and "A" for committee. The system used to convert

¹ The overall performance box for ex officio members – the only part of the ex officio Scorecard that differs substantially from the sample – contains a list of the 13 ex officio members, ranked according to plenary performance. Each ex officio MP's name is highlighted on his own Scorecard, and the rank is displayed above the list.

² Readers should note that the *ranking* of the average percentile scores is not the same as the average percentile score.

scores into letter grades is simple: the top sixth of MPs receive an A, the next sixth receive a B and so on. The lowest sixth receive an F. Grades of C and D are as average (in the middle of the distribution), while E grades are below average. The 10 MPs who performed the best in plenary sessions are listed in Table 1. The 10 best in committee are included in Table 2.

Table 1: Top 10 in Plenary

MP	Party	Status	Plenary Percentile
Ogenga Latigo Morris	FDC	Leader of Opposition	100
Kubeketerya James	NRM	Chairperson	99
Nsubuga William	NRM	Backbencher	98
Banyenzaki Henry	NRM	Backbencher	98
Jachan-Omach Mandir Fred	NRM	State Minister	98
Kamya Beti Olive Namisango Turwomwe	FDC	Shadow Cabinet	97
Odit John	UPC	Chairperson	97
Kaddunabbi Lubega Ibrahim	NRM	Chairperson	97
Alaso Alice Asianut	FDC	Backbencher	96
Byanyima Nathan	NRM	Chairperson	96

Table 2: Top 10 in Committee

MP	Party	Status	Committee Percentile
Baliddawa Edward Kafufu	NRM	Chairperson	100
Nyombi Peter	INDEP	Chairperson	99
Odit John	UPC	Chairperson	99
Omolo Peter	FDC	Backbencher	98
Ssentongo Nabulya Theopista	FDC	Backbencher	97
Mugambe Kif Omusana Joseph	NRM	Chairperson	97
Kwebiha Joyce	NRM	Chairperson	97
Katuramu Hood Kiribedda	NRM	Backbencher	95
Ekanya Geoffrey	FDC	Chairperson	95
Sebuliba Mutumba Richard	DP	Backbencher	95

There are a number of issues to bear in mind when interpreting these results. First, the scores for the plenary and committee systems capture two distinct ways of engaging in parliamentary activities. We do not make a claim here about which of the two is more important, nor do we create an average score across these measures. It is worth noting though that performance on these two measures is positively related. On average, the same MPs appear to do well or poorly on both measures (the correlation between the scores is about 35%).

Second, in order to help the reader understand how his or her MP compares to other MPs, we provide the average score for members of the Opposition and the NRM. One should be cautious in comparing the average scores of the NRM to the average scores of the Opposition. The reason is that these differences can reflect two very different things. On the one hand, they may reflect real differences in effort and performance across parties. On the other hand, they may reflect the different advantages parties have in Parliament which permit them to perform better or worse on average on the measures used in the scorecard. For example, it is possible that government parties in general have more opportunities to introduce major legislation and thereby generate more debate, so better performance by the party in government could reflect this advantage rather than a difference in effort.

Similarly, one should think critically when comparing the scores of members with different status in Parliament. For example, while some Ministers surely do make more of an effort to perform well in Parliament than other members, these Ministers may also have certain advantages, such as the right or the obligation to present Government bills on the floor, that allow them to wield more influence than backbenchers in plenary sessions.

Finally, it should be noted that in approximately one third of cases, MPs do not have an overall grade for their work in committee meetings. This arises in cases in which, despite our best efforts, it was impossible to gather data on an MP's committee attendance and/or participation. In some cases, this is because committees did not maintain records of attendance. In other cases, these records may have been kept but were not systematically filed. This problem of missing data has been especially important for four committees: National Economy, Defence, Commissions, and the Business Committee. Also, although we have

made great strides in recording committee activities, recordings were not made for all meetings during the first session of the 8th Parliament. Overall, we have committee transcripts for more than 25% of total committee sessions (a table describing the distribution of transcripts across committees is included in the appendix). The lack of data means that the effort of some MPs will be underrepresented; we expect, however, that this problem will be reduced in future years. Thus, readers should not interpret a missing score as an indicator of poor performance. It reflects quite simply the absence of data.

C. Disaggregated Performance Scores – Plenary & Committee

The overall plenary score is based on three measures: Attendance, Participation and Influence.

Attendance. The attendance measure records the percent of plenary sessions at which an MP was present during the period 18 May 2006 – 27 May 2007. This measure is based primarily on whether an MP signed the attendance book for a given session. In some cases, MPs failed to sign the log book even though they were present and spoke in session. In such cases, where there is evidence that the individual participated even though he or she did not sign the log book, we record the member as present. Readers should recognise that it is possible that some MPs were present but not given credit for it. This only occurs if the MP did not sign the attendance book and, in addition, did not contribute to the discussion on that day.

Further, we recognise that some MPs may be absent from Parliament on official business, for example attending the East African Parliament. In principle, these absences could be discounted in the attendance measure. However, this was not done in this year's Scorecard. At present, data on excused absences are not publicly available and the records currently kept on official leave do not distinguish leave for official business from excused absences of a personal nature.

There were a total of 89 sessions this year, and according to official records, the MP described in the sample Scorecard attended 25 of these. Her attendance rate is therefore 25/89, or 28%.

After we calculate these scores for every individual we convert them into a percentile. This allows voters to compare each MP's attendance to that of the rest of Parliament. Thus, although 28% attendance may seem low, in fact it is relatively high compared to other MPs. The percentile score indicates that this MP's attendance rate was in fact better than that of 66% of MPs (but poorer than that of 34%).

The top 10 performers in terms of plenary attendance are listed in Table 3. As can be seen in the table, these high performing MPs come from both NRM and Opposition parties and include both party leaders and backbenchers.

Table 3: Top 10 in Plenary Attendance

MP	Party	Status	Attendance %
Kubeketerya James	NRM	Chairperson	57
Okello Okello John Livingstone	UPC	Backbencher	55
Banyenzaki Henry	NRM	Backbencher	54
Nsibambi Apolo Robin	NRM	Prime Minister	51
Okupa Elijah	FDC	Backbencher	49
Alaso Alice Asianut	FDC	Backbencher	49
Nsubuga William	NRM	Backbencher	49
Ogenga Latigo Morris.W	FDC	Leader of Opposition	48
Odit John	UPC	Chairperson	47
Tinkasiimire Barnabas Ateenyi	NRM	Backbencher	45
Wadri Kassiano Ezati	FDC	Backbencher	45

Participation. We measure participation in plenary sessions by counting the total number of lines spoken by an MP. All types of contributions are counted with the exception of committee reports presented in plenary sessions. The delivery of a committee report is excluded because it reflects the work of the entire committee and not simply that of the particular MP that delivers the report. In addition, all contributions are given equal weight (thus we do not weight points of order or questions any less than ministerial statements). Our approach to measuring participation is simple and transparent. We recognize that with this measure there is a risk, however, that MPs might be rewarded for talking too

much! For that reason, voters should be sure to examine the more qualitative measures which provide information about *what* their MPs talk about.

In the example provided, the MP contributed 569 of the total of 117,651 lines spoken during the session. In fact this is a relatively high level of participation: the average contribution among all MPs is 352 lines, so 569 is well above average. This MP's percentile score is 80, meaning that only 20% of MPs participated at a higher rate.

The top 10 MPs in terms of participation in plenary sessions are listed in Table 4. This list is dominated by members of the cabinet and the shadow cabinet. One backbencher, Okecho William, however, makes the list with a participation rate almost four times greater than that of the average MP.

Table 4: Top 10 in Plenary Participation

Member	Party	Status	Participation
Nandala Mafabi Nathan	FDC	Shadow Cabinet	3517
Ogenga Latigo Morris.W	FDC	Leader of Opposition	3310
Namirembe Bitamazire Geraldine	NRM	Minister	2635
Kaddunabbi Lubega Ibrahim.I	NRM	Chairperson	2511
Kiyonga Chrispus Bazarrabusa	NRM	Minister	2275
Kamya Beti Olive Namisango Turwamwe	FDC	Shadow Cabinet	2111
Opio Gabriel	NRM	Minister of State	1911
Okecho William	IND	Backbencher	1822
Suruma Ezra	NRM	Minister	1820
Jachan-Omach Mandir Fred	NRM	Minister of State	1794

Influence. As we noted, the measures of attendance and participation are simple and transparent. However, they say little about the quality of an MP's participation. Assessing the quality of an intervention is difficult and is likely subject to dispute. We have adopted an approach that uses information about how other MPs react to a given intervention in order to estimate the importance of what each MP says. Unimportant or non-contentious issues are unlikely to produce significant reactions; more fundamental contributions around difficult issues are

more likely to generate sustained discussion by other MPs. Put simply, in generating this measure we are assuming that Parliament is likely to spend more time on important issues than on unimportant ones. An MP's influence is thus a measure of the extent to which he or she directs the Parliament to issues of importance.

The influence measure is constructed as follows. We say that an MP has *influenced* a part of the debate whenever other MPs are responding to statements made by or items raised by that MP. In some cases, MPs may speak but their interventions do not generate any interest or responses from other MPs. In other cases, an MP's interventions may be so influential that they set the course of the subsequent debate. The influence measure reports the share of the debate that an MP has influenced in this way.

As an example, consider a case in which an MP raises a point of order regarding parliamentary proceedings and two other MPs respond, speaking three lines each, after which the first MP responds to the comments in four lines. In this case, the six lines of response by other MPs are counted towards this MP's influence score; these constitute parts of the debate that the MP has influenced. We do not, however, include the MP's own (direct or indirect) responses to the issues he raised. In this way, this measure allows us to capture the impact each MP has on debate in Parliament, while not rewarding them for speaking at great length on their own initiatives.

While this measure is likely to capture important aspects of influence, two caveats should be noted. The first is that it is possible that an MP makes an intervention that has a profound impact on the direction a discussion takes but does not provoke substantial direct reaction by other MPs. Such influential contributions will be underrepresented by this measure. Second, it is possible that many MPs are prepared to push a debate in a given direction; these MPs may then nominate one person to take the specified action. In such cases, this measure only attributes credit to the initiator and not to the group of MPs as a whole.

Table 5 lists the top performers on the influence score. As with the participation score, we see that NRM members figure prominently in this list. And

indeed, whereas the top two scorers in the participation ranking were Opposition party members, the top 4 scorers for influence are all NRM members.

Table 5: Top 10 in Plenary Influence

Member	Party	Status	Influence
Jachan-Omach Mandir Fred	NRM	Minister of State	5913
Kiyonga Chrispus Bazarrabusa	NRM	Minister	5466
Kaddunabbi Lubega Ibrahim	NRM	Chairperson	4947
Suruma Ezra	NRM	Minister (ex Officio)	4366
Ogenga Latigo Morris.W	FDC	Leader of Opposition	2812
Odit John	UPC	Chairperson	2499
Kubeketerya James	NRM	Chairperson	2421
Byanyima Nathan	NRM	Chairperson	2389
Ekanya Geofrey	FDC	Chairperson	2070
Ruhakana Rugunda	NRM	Minister (Ex Officio)	2051

Committee Attendance. The disaggregated scores for committee work follow a similar logic to that for the plenary. However, the attendance measure for committees is slightly more complicated to construct because different MPs are members of different committees and so had more or less opportunity to attend. The method we use is the following. For each MP, we examined all of the committee meetings for which we have attendance sheets or transcripts and for which, based on committee membership data provided by the Clerk to Parliament, the MP ought to have been present.³ For these meetings, a member is recorded as being present if he or she is recorded on the attendance sheets or if he or she spoke at the meeting. The MP's score is then given simply by the share of these meetings at which the MP is recorded as being present.

³ While we use lists of committee members for the first session provided to us by the Clerk to Parliament, it is possible that there are inaccuracies in these lists or that MPs changed committee membership during the term. Such errors would be unfortunate, but we have done our best to use the most reliable information collected and provided to us by the Clerk.

As with attendance in plenary sessions, there is again a chance that some MPs will be recorded as being absent at some meetings even though they were present. But this will arise only if the official mechanism for recording attendance (in this case the attendance sheet) is incomplete or missing and the MP in question was silent throughout the meeting. As before, the Scorecard reports the relative performance of each MP (the percentile) as compared with the performance of all other MPs.

Table 6 lists the 10 MPs who performed best on committee attendance. While many of the MPs who did best on committee attendance are committee chairpersons, several of the top performers sit on the back bench.

Table 6: Top 10 in Committee Attendance

MP	Party	Status	Attendance %
Baliddawa Edward Kafufu	NRM	Chairperson	91
Ssentongo Nabulya Theopista	NRM	Chairperson	89
Nyombi Peter	INDEP	Chairperson	81
Magulumaali Mugumya Erasmus	INDEP	Backbencher	81
Byanyima Nathan	NRM	Chairperson	80
Bintu Abwooli Lukumu Jalia	NRM	Chairperson	79
Yiga Anthony	NRM	Backbencher	78
Tubwita Bagaya Grace Bukenya	NRM	Backbencher	78
Omolo Peter	FDC	Backbencher	76
Mugambe KifOmusana Joseph	NRM	Chairperson	76

Committee Participation. Participation in committee sessions is measured in a very simple way and one that is similar to that used in the plenary. The measure reports the share of lines each MP speaks in the committee meetings he or she is known to have attended and for which we have a transcript. The participation score is calculated as a share of total lines spoken at meetings attended by the MP, to account for the fact that some committees have much longer meetings than others. It is important to emphasise that this score measures participation only at

those meetings that an individual attended. If an individual attends few meetings but participates very actively in those meetings, then this individual will get a low attendance score but a high participation score; his or her participation score will not be affected by the fact that he or she attended infrequently.

Table 7 lists the MPs aside from Ministers who scored best on the committee participation score; Table 8 reports the top performing ministers.⁴ The score reported is the lines spoken by the given MP as a share of the total lines spoken in all committee meetings at which he or she was present (whether or not he or she was a member according to the clerk's records). As with the other measures of participation and influence, we see that MPs with official roles – in this case committee chairpersons – dominate the list. The reader should observe, however, that three backbenchers and a Shadow Minister were able to make it into the top 10 in committee participation, despite the advantages and official responsibilities bestowed upon chairpersons.

Table 7: Top 10 Non-Ministers in Committee Participation

MP	Party	Status	Participation %
Ekanya Geoffrey	FDC	Chairperson	37
Bintu Abwooli Lukumu Jalia	NRM	Chairperson	30
Byamukama Nulu	NRM	Backbencher	28
Tashobya N. Stephen	NRM	Backbencher	27
Kikungwe Issa	DP	Chairperson	27
Odit John	UPC	Chairperson	23
Kawanga John Baptist	DP	Shadow Cabinet	23
Dombo Lumala Emmanuel	NRM	Chairperson	23
Ssekikubo Theodore	NRM	Backbencher	22
Baliddawa Edward Kafufu	NRM	Chairperson	22

⁴ We separate Ministers from those outside of Government leadership in the tables because Ministers are called to give official testimony before committees so often that they have a systematic advantage over non-Ministers on this measure. However, Ministers are included in our rankings for purposes of calculating the overall committee grade.

Table 8: Top 10 Ministers in Committee Participation

MP	Party	Status	Participation %
Tibamanya Urban P.K	NRM	State Minister	69
Rukutana Mwesigwa	NRM	State Minister	54
Onek Obaloker Hilary	NRM	Minister	51
Mukaye Wabudeya Beatrice	NRM	Minister	46
Bbumba Syda Namirembe	NRM	Minister	43
Mukwaya Balunzi Janat	NRM	Minister	40
Atubo Omara Daniel	IND	Minister	36
Otafiire Kahinda	NRM	Minister	35
Namirembe Bitamazire Geraldine	NRM	Minister	34
Nasasira John	NRM	Minister	33

There is no influence measure for MPs' performance in committee meetings. This is because no parliamentary business is officially initiated in committees, and the debate in committee meetings is intended to be more informal.

Returning to the MP in our sample Scorecard, we see that she had a strong attendance record. Her attendance rate of 57% places her above 71% of other MPs. In addition, this MP participated very actively in those meetings that she attended. Her participation in meetings accounted for 232 out of 2884 lines, or almost 10% of the activity of meetings at which she was present. This rate is higher than that of 68% of MPs.⁵

D. Political Position

The next set of measures reported in the Scorecard captures aspects of the MP's position. While political party affiliation is often an important indicator of an MP's

⁵ In fact it is relatively rare that MPs do well on *both* measures of committee performance; some show up but participate little; others show up less but participate actively when they do. As a result, people who do well on both tend to have very high ranking average scores. In the case we are looking at here, the MP had scores of 71 and 68; the average of these is just 69½, however this average yields an overall percentile for committee work of 86.

political views, it is limited in that it does not reveal differences among members of the same party. For voters to be able to make informed decisions at election time, it is important that they have access to more detailed information about the positions MPs actually take in Parliament.

The first measure of position — political position — provides an estimate of how frequently an MP sides with the Government or with the Opposition. For each statement made by an MP in plenary sessions, we generate a score ranging from purely pro-Government behaviour (1) to wholly Opposition behaviour (5). A score of 3 was used to represent neutral positions. The Scorecard reports the average of all positions taken by an MP in plenary session (for all MPs who took at least two positions during the year). A score close to 1 suggests that an MP typically took pro-Government positions, while a score close to 5 indicates that the MP typically took anti-Government positions. A score closer to the middle means either that the individual was typically neutral or that the person varied from item to item on how pro- or anti- Government the positions he or she took were.

Ideally, to measure position we would take advantage of recorded votes on bills. However, the absence of an electronic voting system (or any mechanism at all for recording votes consistently) in the Ugandan Parliament makes this impossible.

Instead, to measure position, we graded all new items introduced in Parliament as Government- or Opposition-sponsored (or neutral).⁶ Each time an MP spoke about one of these items, we recorded how strongly the statement supported a Government position (or opposed an Opposition position). For example, if the Foreign Affairs Minister proposes a resolution on the security situation in Sudan, those MPs who take a stance supporting that resolution are given a pro-Government score, because the item was initiated by a member of the Government cabinet. If an MP makes a statement objecting to the resolution, he receives an Opposition score for that item. If a response is ambiguous or takes no real stance on the item, it is graded as neutral.

⁶ Items were coded as pro-Government if they were introduced by a Minister, a Minister of State, or the Chief Whip of the NRM. Items were coded as pro-Opposition if they were introduced by the Leader of the Opposition or a Shadow Cabinet member.

Two steps were taken to help ensure the reliability of this measure. First, for each item we asked two distinct individuals to make independent evaluations of the positions taken in each speech. If these two coders disagreed we asked a third person, a referee, to make a final determination. Second, we asked the coders to record how certain they were about their assessments. In all cases, data were used only when the coders were able to make clear and confident determinations. It is possible, therefore, that some MPs took positions in favour of or against a motion but with insufficient clarity for the position to be registered in their score. Similarly, it is possible that many MPs took positions on items, but did not do so in statements on the floor of Parliament; in such cases, of course, their position on these issues is not captured in our score.

It is important to note that the ability of the Government to effectively set the agenda in Parliament has a major impact on the average position scores for all MPs. In fact, it is not the case that the average score is neutral or even that the average Opposition score is “pro-Opposition.” The reason for this is simple and relates to the way the measure is constructed. Many resolutions and other items of business introduced by Government are uncontroversial in their most basic form (even if some Opposition MPs, and even some NRM MPs, may object to the details of their implementation). Opposition MPs may therefore be scored as supporting a Government position simply because the issue at hand is not a divisive one. As a result, almost all MPs appear to fall on the pro-Government side of the political continuum. Readers should use the average position scores for NRM and Opposition MPs as the appropriate benchmark by which to judge where each MP falls on the political spectrum, rather than the extremes suggested by the Government-Opposition continuum.

Returning now to the example Scorecard, this MP’s position score is 1.75. Although this MP is a member of the shadow cabinet, the recorded position is on average pro-Government.

E. Topic

The business of Parliament is varied and cuts across a variety of topics. Different MPs choose to engage different issues, with some concentrating their energies on

issues of governance, for example, while others focus on social issues. The topic section of the Scorecard reports the share of an MP's contributions that focus on each of eight important sectors: the economy and trade, internal security, foreign affairs, social issues, governance, infrastructure, environment and natural resources, and human development. The graph on each MP's Scorecard includes two pieces of information. The (darker) red bars provide information on the individual MP, while the (lighter) grey bars represent information about how much time Parliament as a whole spends on the different issues.

The "topics" graph for the sample MP shows that she focused on a diverse set of issues, concentrating more on social issues and internal security than Parliament as a whole, which spent much more time on human development, governance (including budget and oversight) and the economy. In addition, this MP spent much of her time on Foreign Affairs, a topic that falls within her mandate in the shadow cabinet.

F. Scope

A second way in which contributions differ across MPs is with respect to the *scope* of their contributions. To help voters understand the perspective of their MP, the Scorecard reports the percentage of each MP's contributions that is devoted to national, regional, constituency, and special interest issues. As a basis for comparison, the Scorecard also reports the share of parliamentary business devoted to each sector.

In general, we see that for most of Parliament, topics of national interest were of greatest concern, while those benefitting special interests produced the least debate. There are, however, differences across MPs. This MP's "scope" graph shows that, like the rest of Parliament, she spent the majority of her time on national issues and devoted relatively little time to regional, constituency, and special interest concerns.

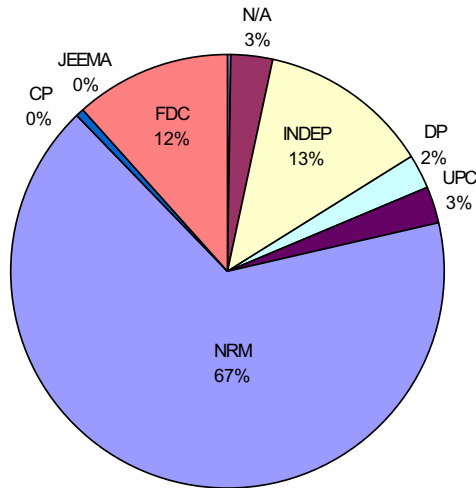
4 THE PERFORMANCE OF PARLIAMENT

The percentile scores that we provide for each MP should help voters understand how each MP behaves in relation to all other MPs. For a fuller appreciation of the meaning of these scores, however, it is helpful to have more information about how Parliament as a whole – and different groups within it – are performing.

Party. When one examines the data thoroughly, a number of important findings emerge. The first of these has to do with party membership. The beginning of the Eighth Parliament was an auspicious milestone for Uganda’s crucial new experiment—a return to multiparty politics in the national legislature.

Under the individual merit system in place since the NRM took power in 1986, Ugandan MPs operated without the support or the constraints of formal party organisations. But parties now support candidates for elections and frame the debate on national issues, providing MPs with a like-minded caucus where they can seek support on issues important to their constituents and collectively set the parliamentary agenda.

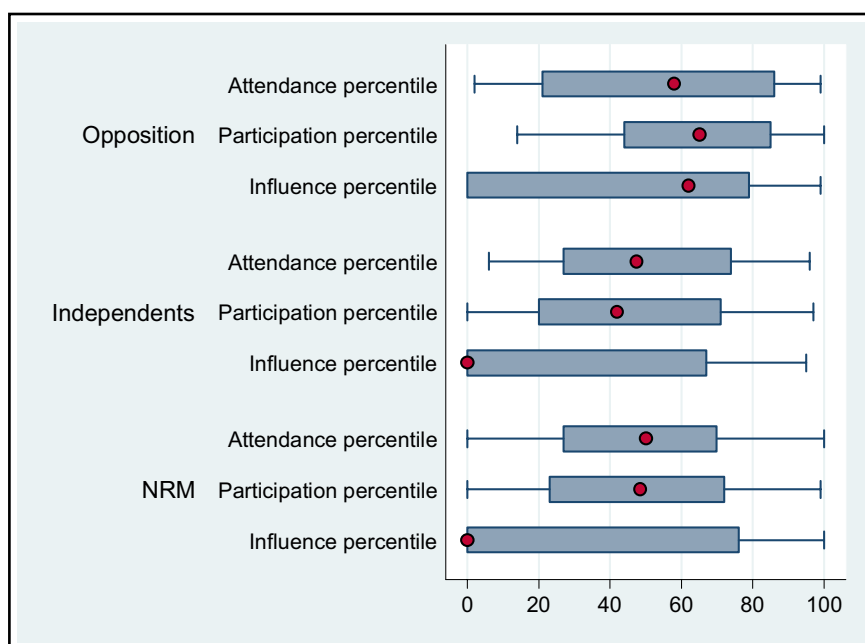
Figure 1: Party Membership



It is natural then that Ugandan voters will look to see how different parties perform on the score card. Figure 1 shows the share of seats each party

controls, and Figure 2 shows the *distribution* of scores across the three disaggregated components of the plenary scores. These are broken down by party affiliation for NRM members, members of the Opposition, and Independents.

Figure 2: Distribution of Plenary Performance across Parties



This figure shows the distribution of (percentile) scores across three groupings of parties for the three plenary performance measures. Each distribution is represented by a box of different widths. The width of each box shows where 50% of the scores of a given party are concentrated. If a box begins at the 25th percentile for example and ends at the 60th percentile, this means that 50% of a party's members scored between 25 and 60. The red dot in the middle of each box denotes the median performance. If the dot is at the 60th percentile for example that means that half the party scored at least 60 while half scored no more than 60.

As is evident in the figure, Opposition members do better on average than members of the NRM and Independents across all three measures. Independents and NRM members score equally well on average. However, as the

graph shows, *most of the variation takes place within parties, not across parties.*⁷ Many NRM members score better than Opposition members and vice versa. The implication is clear: party membership is a relatively poor predictor of performance. How well an individual does depends on his or her individual performance, and his or her place within a party, and not simply to which party he or she belongs.

Besides these major party blocks there are many other reference groups against which voters might wish to compare the performance of their representatives. For example, does a particular MP do well or poorly compared to other candidates from his region, or compared to other male candidates? Some MPs represent geographical constituencies while others speak for special interests; how does a particular MP compare to other candidates representing different types of constituencies?

The ability to make such contextual comparisons can let voters make fairer judgements than those that can be made based on overall scores alone. Further, an examination of the systematic differences between groups can help voters appreciate some of the structural features that make it easier for some representatives to score better than others.

Table 8 provides the information needed to allow voters to make these judgements. The table provides information on the behaviour of MPs across all of the disaggregated measures with breakdowns by party, ascension, status, gender and region.

⁷ Statistically, the difference between average Opposition party performance and that of other members is significant at the 95% level. However this difference itself only accounts for 1% of the variation in MP performance.

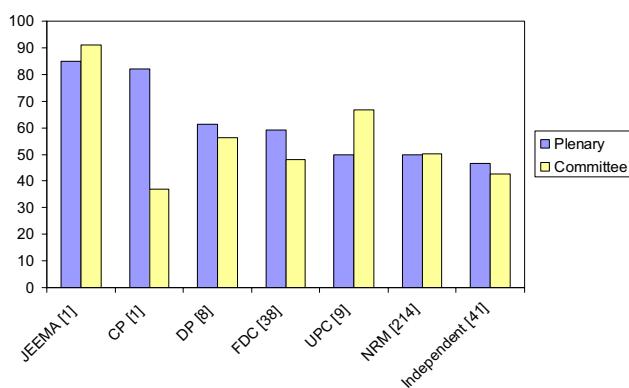
Table 9: Correlates of Performance

	Average Attendance (of 89)	Average Participation (of 117,651)	Average Influence (of 117,651)	Average Plenary Percentile	Average Committee Attendance %	Average Committee Participation %	Average Committee Percentile
ALL MPs [332]	23	356	287	49	41%	9%	49
BY PARTY							
JEEMA [1]	38	772	4	85	61%	11%	91
CP [1]	26	391	1473	81	32%	6%	37
DP [8]	27	546	250	62	43%	11%	57
FDC [38]	26	665	309	59	39%	8%	48
UPC [9]	25	363	299	50	44%	8%	67
NRM [213]	24	329	322	50	44%	9%	51
INDEP [42]	23	265	141	47	39%	6%	41
No party / Not applicable [20]	10	152	152	21	16%	7%	22
BY ASCENSION							
Universal Adult Suffrage [215]	25	414	325	53	42%	9%	50
Workers [5]	21	260	357	48	34%	4%	36
PWD [5]	22	141	25	48	46%	6%	51
Women Representative [79]	23	248	160	46	44%	7%	50
<i>Ex-officio</i> [13]	14	507	841	46	N/A	N/A	N/A
Youth [5]	21	121	0	34	36%	3%	41
UPDF [10]	8	45	0	8	16%	4%	22

	Average Attendance (of 89)	Average Participation (of 117,651)	Average Influence (of 117,651)	Average Plenary Percentile	Average Committee Attendance %	Average Committee Participation %	Average Committee Percentile
BY STATUS							
Government Leadership [70]	19	531	579	53	N/A	24%	N/A
Opposition Leadership [22]	29	893	446	75	44%	9%	60
Backbencher [240]	24	256	187	46	41%	6%	44
BY GENDER (All MPs)							
Men [232]	23	397	321	50	40%	8%	48
Women [100]	23	263	208	47	44%	9%	49
BY GENDER (Universal Suffrage MPs only)							
Men [201]	25	415	314	53	42%	9%	51
Women [14]	25	396	478	58	40%	10%	40
BY REGION							
West [76]	26	334	287	53	43%	10%	51
North [64]	25	409	312	53	37%	9%	47
East [79]	25	396	221	52	45%	8%	53
Central [75]	21	345	309	46	44%	8%	49

The party breakdown (shown in aggregate in Figure 3) confirms what we have seen already. Opposition members on average do better than NRM members or Independents; in addition, it demonstrates that this pattern is consistent across all Opposition parties, although sometimes for different reasons. JEEMA, for example (represented by only one MP: Kyanjo Hussein), does especially well on participation but poorly on influence. CP (also represented by only one MP: Nampijja Lukyamuzi Susan) does less well on participation but does extremely well on influence. One can see from the table that the successful performance of the Opposition overall (relative to the NRM and Independents) arises from high participation scores, not from influence. Figure 4 illustrates the differences among parties in plenary and committee performance, with the number of MPs in each party listed after the party's name.

Figure 3: Performance by Party

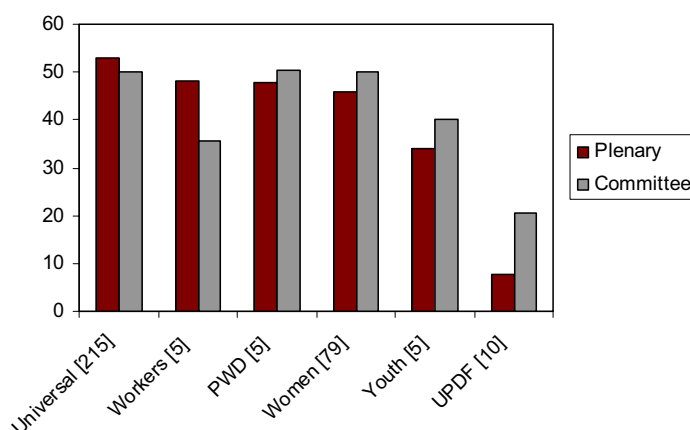


Ascension. A striking pattern emerges when performance is broken down by ascension. The data, presented in Figure 4, suggest a number of clear differences in performance as a function of ascension. Members elected by universal adult suffrage, who make up about 64% of MPs perform better on average than all other members. On average, their percentile placement is at least 5 points above those of the representatives for women, youth, the disabled, and workers. The lowest scorers, by a substantial margin, are the representatives of the UPDF. MPs representing the UPDF attend rarely, participate infrequently, and have no perceptible influence on debate according to our measures. Again, the interpretation of these patterns should be a subject for national debate. We do not

make claims here about whether these patterns reflect differences in the quality of individual MPs or more structural features of parliamentary participation.

At the same time, parties put constraints on their members in Parliament, as has been demonstrated this year, for example, by the many news stories about NRM “rebel” MPs who have been reminded to voice their disagreements only behind the closed doors of the party caucus. Some have argued that it is in the caucus where the most honest debate occurs, where MPs may freely speak their minds, and where important decisions on party positions are made. The initiatives brought to the caucus by party members can then be reassigned to more senior or more “appropriate” MPs to be raised on the floor of Parliament. Critics suggest, however, that the net effect is to prevent backbenchers from voicing their thoughts and receiving credit for their initiatives in Parliament.

Figure 4: Performance by Ascension



The data from this year’s Scorecard suggest that parliamentary business is indeed dominated by a small number of MPs, often leaders of their respective parties. As Table 9 shows, ruling party and Opposition leaders (a term that encompasses the Prime Minister, Ministers and Ministers of State, Shadow Ministers, the party whip, and the Leader of the Opposition) both score highly on average, although for somewhat different reasons. Opposition leaders receive high scores for their high levels of participation. Government leaders participate less on

average, but are more influential when they do participate. The average cabinet or shadow cabinet member has a participation and influence score that is 3 to 5 times greater than that of a typical backbencher. Thus while it is entirely appropriate to reward MPs who are able to put themselves in a position of great influence within their party, voters should be aware that the participation and influence scores of backbenchers may not indicate a lack of energy or initiative.

However, although party membership and seniority do matter, the results also suggest that there is considerable space for members to excel based on their own energy. Table 10 reports the scores for the top ten backbenchers with respect to overall plenary performance. All are in the top 10 percent overall and two of them are in the top 1 percent. Backbenchers clearly can excel and this is true both for MPs from the NRM and the Opposition.

Table 10: Top Ten Backbenchers

Member	Party	Plenary Percentile
Kubeketerya James	NRM	99
Banyenzaki Henry	NRM	98
Nsubuga William	NRM	98
Kaddunabbi Lubega Ibrahim I.	NRM	97
Byanyima Nathan	NRM	96
Odit John	UPC	96
Ekanya Geoffrey	FDC	96
Alaso Alice Asianut	FDC	96
Dombo Lumala Emmanuel	NRM	96
Okecho William	INDEP	95

Gender. The Ugandan political system recognises the important role that women have to play in politics. We report scores for 79 women’s representatives, as well as a further 14 elected through universal suffrage and 6 who represent other special interests. The results in Table 8 suggest that on average women’s performance in Parliament is marginally lower than that of men. It is also clear, however, that this difference does not reflect any innate differences in the political

capacity of women representatives since, as one can see in the table, once attention is focused on the most highly performing MPs — those elected by universal suffrage — the women do just as well, and on some measures better, than their male counterparts.

Region. A final question of interest is to know whether different regions are receiving better representation. Is it the case, for example, that parliamentary business is dominated by individuals from one particular region or that members representing some other region are underperforming? The evidence from this year's Scorecard suggests that on most fronts this is not the case. Surprisingly, MPs from the Central region score lower than all other MPs on attendance. These same members do slightly better, however, on influence relative to other members. Finally, members from the North and Central do somewhat worse on average in terms of their work in committee. Overall, however, all of these differences are relatively small and in most cases do not indicate any systematic differences across members as a function of the regions that they represent. This is an encouraging indicator of the inclusiveness of Uganda's parliamentary political processes.

5 ATTENDANCE: HOW DOES THE 8TH PARLIAMENT COMPARE TO THE 7TH?

Some readers might recall the pilot performance audit AFLI conducted at the end of the Seventh Parliament, released just before the parliamentary elections in 2006. Owing to a short timeline and limited resources, the audit reported on the performance of MPs based on a random sample of 67 sittings in plenary session, for which attendance and performance data were gathered.

Much discussion in the aftermath of the report's release focused on the poor attendance of many MPs at Parliament. It was pointed out that MP's are paid on a monthly basis under the assumption that they are actively participating in parliamentary sessions. A look at the data for the Seventh Parliament was disturbing in this respect. On average, MPs attended Parliament 27% of the time. There were some strong performers, such as Awori Aggrey (who attended 63% of the time), Wagonda Muguli John Wilson (60%), Balemezi Nalubega Lydia (52%), Nsubuga Nsambu (52%), and Sebuliba Mutumba Richard (52%). But only these

five MPs (out of a total of 305) attended more than 50% of the sampled sessions. And 15 MPs attended not a single session in the sample.

Our data for the first year of the Eighth Parliament are more comprehensive. They cover all 89 sittings and permit a comparison of attendance between the Seventh and Eighth Parliaments. But the news is not especially encouraging. The average share of meetings attended during the first year of the Eighth Parliament is slightly lower than in the Seventh Parliament. In 2006-07, MPs attended 23% of plenary sittings on average.

Again, there were some good performers such as Kubeketerya James (57%), Okello Okello John Livingstone (55%), and Banyenzaki Henry (54%). In total, 4 MPs (out of a total of 330, not including the Speaker and Deputy Speaker) attended more than 50% of the sessions. As a small mark of improvement, only 3 MPs attended not a single session this past year.

6 LOOKING AHEAD: MEASURING CONSTITUENCY PERFORMANCE

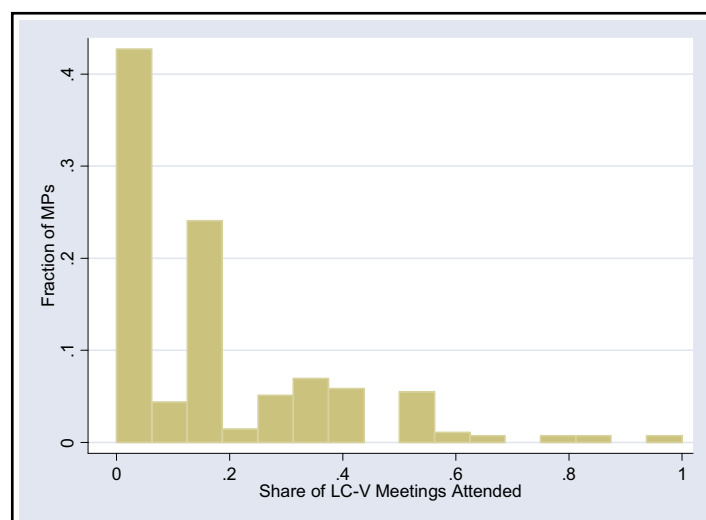
Members of Parliament report that, in addition to the work they conduct in Kampala, they spend a great deal of time in their constituencies participating in local government meetings and attending to the needs of community members. AFLI believes that MPs should be recognised for the efforts they undertake in their constituencies. However, without greater co-operation from Parliament and MPs themselves, we will not be in a position to measure these valuable activities fairly. While plenary and committee sessions are transcribed and made publicly available, no records are kept of the activities MPs undertake in their constituencies.

It is our ambition in next year's Scorecard to be able to report information about three dimensions of MP performance in the constituency. The first is the share of LC-V meetings attended by each MP. MPs are formally invited to attend these meetings so that they can better represent the interests of the local area in national debates. The second relates to constituency infrastructure. We seek to recognise those MPs who maintain a physical office and staff person in their constituency to attend to citizens' concerns. The final dimension covers

constituency visits. Given the resources provided to MPs to travel to their constituencies, it is reasonable to assess MPs on how often they visit the voters they represent.

Although we cannot provide a comprehensive measure of constituency performance for 2006-2007, we were able to obtain measures of LC-V meeting attendance for those MPs with a geographic constituency. The data are based on LC-V attendance registers and meeting minutes across the 79 districts in existence during the sampled period.

Figure 7: Share of LC-V Meetings Attended by MPs



As Figure 7 demonstrates, more than 40% of MPs representing a geographic area did not attend a single LC-V meeting in the six month period between June 2006 and May 2007. Moreover, attendance at LC-V meetings was low for both MPs in Government and those in the Opposition. On average, NRM MPs performed slightly better on this measure, with the NRM MPs attending about 18% of LC-V meetings, while Opposition MPs attended about 12% of the time.

We do not include this measure in the Scorecard because it represents only one of the many ways in which service to the constituency can be measured. Nonetheless, we report the results for each MP in a table so that voters are aware of how MPs are performing on this dimension. This table, organised by district, can be found in appendix A.

7 A NOTE ON THE SPEAKER, DEPUTY SPEAKER, AND EX OFFICIO MPs

While we have used these measures to assign grades to nearly all MPs, the Speaker and the Deputy Speaker have special responsibilities that prevent them from carrying out the duties normally required of MPs. In fact, the Rules of Parliament specifically prohibit the presiding officer from taking part in any parliamentary debate or voting on Bills before the House. Thus, it would be inaccurate to measure the performance of the Speaker and the Deputy Speaker on the same scale as that of all other MPs and would likely under represent the performance of the Speaker and Deputy Speaker, as was regrettably done in AFLI's pilot scorecard for the 7th Parliament.

However, while the Rules of Parliament may in many cases prevent the Speaker and the Deputy Speaker's from participating fully in the business of Parliament in a manner that would be reflected in this Scorecard, both of these Members are integral to the functioning of Uganda's legislature. Indeed, no session of Parliament may proceed until the Speaker, the Deputy Speaker, or an Assistant Speaker is present. Further, the presiding officer is charged with the responsibility of preserving order and decorum in the House, and he or she holds the final authority concerning questions of order and practice. Thus, while AFLI has decided not to include any measures of the performance of the Speaker or the Deputy Speaker in this Scorecard, this should be seen not as a criticism of their performance, but rather as a reflection of their unique official roles in Parliament.

In addition, ex officio MPs – selected most often to fill Ministerial positions – have unique rights and responsibilities that allow them, in some cases, to perform in ways that other MPs cannot, for example by presenting official government business. For this reason, while we have graded the 13 unelected MPs

on the same measures as the rest of Parliament, we do not include them in the percentile calculations, but instead rank them only against the other ex officio members.

8 LIMITATIONS OF OUR DATA

AFLI is committed to producing an objective, transparent, and nonpartisan evaluation of parliamentary performance. At the same time, the Scorecard cannot capture every relevant aspect of MP performance. Readers should keep a few caveats in mind when assessing the data reported here.

First, because AFLI strives to remain an objective observer of Parliament's activities, none of the measures in the Scorecard assess the relevance or quality of contributions made by MPs. Participation and influence scores are based only on the quantity of contributions made by those representatives and on the length of the debate following those contributions. Failing to maintain this impartiality would make it impossible to produce a purely objective evaluation. Similarly, our measures do not reward or penalise the particular positions MPs take on any issue. While we have coded contributions as "Government" or "Opposition", we do not assign a grade for these positions or claim that either perspective is superior.

Second, there are areas in which the data available to us are incomplete, making it difficult to produce a comprehensive Scorecard. First, some of Parliament's work is not captured in official records. For example, our effort to measure constituency activities is hindered by a lack of official data on offices, staff, and local visits, which Parliament does not collect. MPs' efforts to lobby ministries or to promote local development projects are also often informal and unverifiable. Even votes in plenary sessions go unrecorded, and the archives of committee reports with signatures are poorly maintained. In all of these areas, improved records would help us make our measures more precise.

In addition, some work is well documented but is conducted behind closed doors, and thus the public cannot access the records. We cannot know, for example, which MP first raised an issue in a party caucus meeting. Because parties caucus in secret, we are unable to include participation and influence at these

conferences in the Scorecard. This points to one of the limitations of transparency – not all activity can be fully transparent and available to voters. In such instances in which voters cannot observe the activities of their representatives, they need to use other criteria – such as the extent to which ultimate policy outcomes reflect the voter’s goals – to determine the effectiveness of their representatives.

Finally, we recognise that each MP’s situation is different, which may make any attempt to compare the performance of all MPs imperfect. The constitutional requirements of certain MPs, such as the Speaker or Deputy Speaker, make them inherently incomparable to other MPs and prevent them from participating in the daily debate and fulfilling other duties that all MPs normally perform. The unique circumstances of individual MPs are infinitely varied and may affect their score in any number of ways. For example, each MP has a different relationship with his or her local councillors and other leaders, meaning that some MPs attend many LC-V meetings, while others choose to boycott the meetings in protest – or may simply not be invited. Still other MPs may take advantage of worthy opportunities to travel or otherwise work on behalf of their constituencies at the cost of committee or plenary sessions – for example, some MPs have been invited to represent Parliament at the Juba peace talks or at meetings of the East African Parliament. In each of these cases, we have attempted to collect data that would allow us to take these differences into account. In some cases, though this is simply not possible, as data are not available (excused absence lists, for example).

One anomaly we have taken pains to account for in the Scorecard relates to MPs who were elected through by-elections and those who were ousted or died during the term. It is not accurate or fair to compare MPs who have taken office during the Eighth Parliament or left office before the end of the session to MPs who have had a full term in office. Thus, MPs elected and ousted in by-elections and MPs who have died are scored against the full set of MPs, but only for the period in which the MP has been in office. For example, if an MP has served since April 2007 (i.e. for the last three months of the first year of the Eighth Parliament),

his or her percentile scores will be based on a comparison of his or her performance to all other MPs based on that three month period alone.⁸

Despite these caveats, our measures comprehensively report on the constitutionally required activities of MPs. We do not, however, reward MPs for activities that are not a part of their legal mandate. For example, while many voters might choose to vote for an MP based on how often the representative attends local funerals or how much he or she provides in school fees for children in the constituency, these activities are not part of an MP's legal obligations, so it would be unfair and misleading to grade legislators on these actions.

In recognising that there are limitations inherent in any attempt to assess MPs according to consistent criteria, we emphasise again that the Scorecard is a tool to start a discussion about the best way to recognise the work of MPs and inform voters. We encourage voters, members of the media, and government officials alike to query their representatives on the scores laid out here. It is possible that some aspects of an MP's performance are not captured fully by our measures, and thus that some MPs have received lower scores than are warranted. Of course, it is also possible that some MPs have received scores higher than their overall performances merit. The Scorecard should not be taken in isolation, nor interpreted as encouragement to vote for or against any particular Members of Parliament. It should simply be taken for what it is — accurate and objective information on many of the activities that MPs perform on behalf of their constituents, and indeed of all Ugandans.

9 DISSEMINATING THE SCORECARD TO VOTERS

Assessing how MPs perform in Parliament through the Scorecard is only the first step. To fully develop the potential of the Scorecard as a mechanism for

⁸ Due to the timing of our data entry, we did not collect information on Kithende Kalibogha Apolinaris, former MP for Bukonjo County East, who was replaced on November 14, 2006. In future, we will be collecting and reporting data on MPs ousted in by elections.

strengthening accountability in Uganda, AFLI is committed to getting this information into the hands of voters.

Because of language differences and the problems of illiteracy and a lack of access to television and radio in many rural constituencies, AFLI cannot rely on the publication of the Scorecard in Kampala alone. AFLI plans to visit voters directly in constituencies in an effort to deliver the information to those who ultimately cast the votes on election day.

The Scorecard will be produced on an annual basis — one for each year of the Eighth Parliament. Every year until the next parliamentary election, following the release of the Scorecard, AFLI will organise civic education workshops in a sample of geographic constituencies. These workshops will provide a forum in which representatives of AFLI can present the results of the Scorecard in a way that the local population can understand. MPs will be invited to attend the workshop held in their constituency in an effort to foster dialogue between constituents and MPs about the activities they undertake in Kampala.

Because we cannot possibly visit every constituency in Uganda, AFLI has identified the set of constituencies in which we will hold workshops through a fair and transparent process. First, we separated those MPs with a geographic constituency into three categories: those representing Government, those aligned with the Opposition, and those sitting in Parliament as Independents. Then, within each category, we ordered MPs from best to worst in terms of how they performed in plenary sessions. Finally, we selected every second MP from each of the three lists as an MP whose constituency we would visit.

Put simply, we selected the constituencies in which we would hold workshops through a fair lottery, ensuring that the number of workshops held in constituencies represented by Government, Opposition, and Independents is *reflective of their relative representation in Parliament*. In total, AFLI plans to visit 147 constituencies over the next four years. 97 (66%) are constituencies represented by the NRM, 29 (20%) are represented by an MP in the Opposition, and 21 (14%) are

represented by an Independent MP.⁹ The constituencies we will visit are evenly spread around the country, with approximately a quarter each in the northern, central, eastern, and western regions. 96 constituencies are represented by men and 51 by women. The constituencies selected for civic education workshops are presented in Appendix B.

In addition to workshops for MPs representing geographic constituencies, AFLI expects to conduct dissemination efforts for special interest MPs as well. AFLI will organise meetings with the main interest group associations – the National Organisation of Trade Unions, the Army Council, and organisations representing youth and people with disabilities – at the regional or national level to inform members of these groups of the results of the Scorecard.

10 CONCLUSION

The founding principles of the Parliamentary Performance Scorecard are objectivity, transparency, and accuracy – values which we believe are embodied in this publication. But this is a living project that will grow and evolve over the remaining years of the Eighth Parliament and beyond. With this publication, we are setting an important precedent, an example that we hope civil society leaders in other countries, both in Africa and beyond, will find inspiring and useful. We are dedicated to producing the most complete and rigorous Scorecard possible every year, and in that spirit, we are open to the advice of MPs, party leaders, civil society, and the public at large. We welcome your critiques and practical pointers, and, as always, we are open to incorporating any additional data that may be made available to us in future years. With your help, we can make Ugandan democracy stronger.

⁹ 68% of elected MPs belong to the NRM, 18% are members of the Opposition, and 14% are Independents.

SCORECARDS: ELECTED MPs

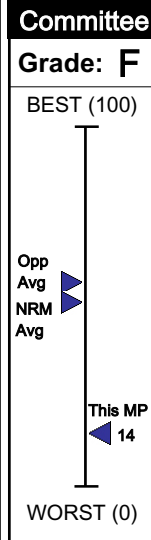
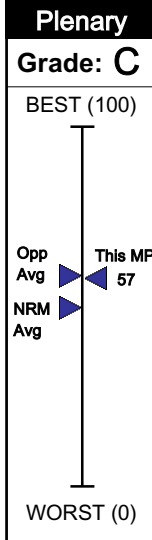


Aadroa Onzima Alex



Constituency: Maracha County
District: Arua
Status: Shadow Cabinet
Portfolio: Defence and Security

Party: FDC
Committees: Defence



Performance

Plenary		
	Score	Percentile
Attendance	18 / 89	27
Participation	295 / 117651	65
Influence	6 / 117651	62

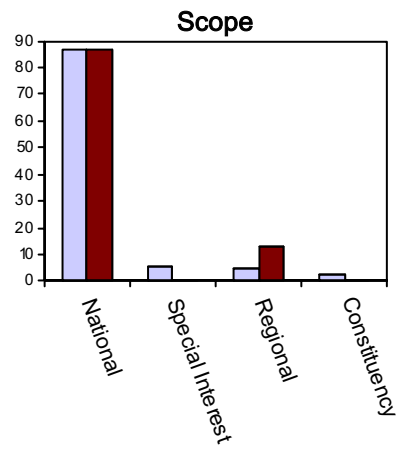
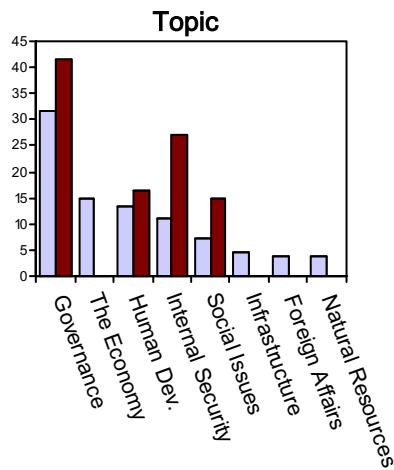
Committee		
	Score	Percentile
Attendance	4 / 13	36
Participation	34 / 2739	14

Political Position

INSUFFICIENT POSITION DATA AVAILABLE

Focus

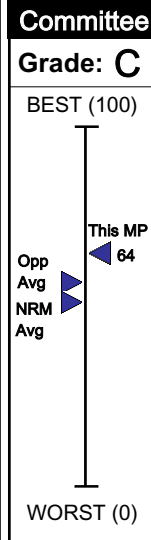
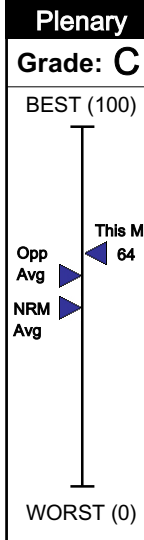
Parliament Average: ■ This MP: ■



Abura Pirir Samuel



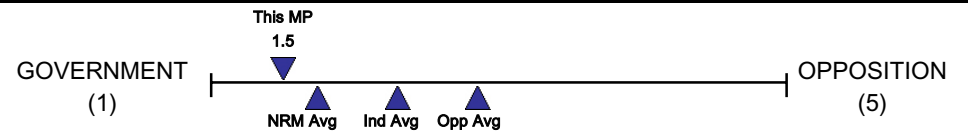
Constituency:	Matheniko County
District:	Moroto
Status:	Backbencher
Portfolio:	None
Party:	NRM
Committees:	Defence



Performance

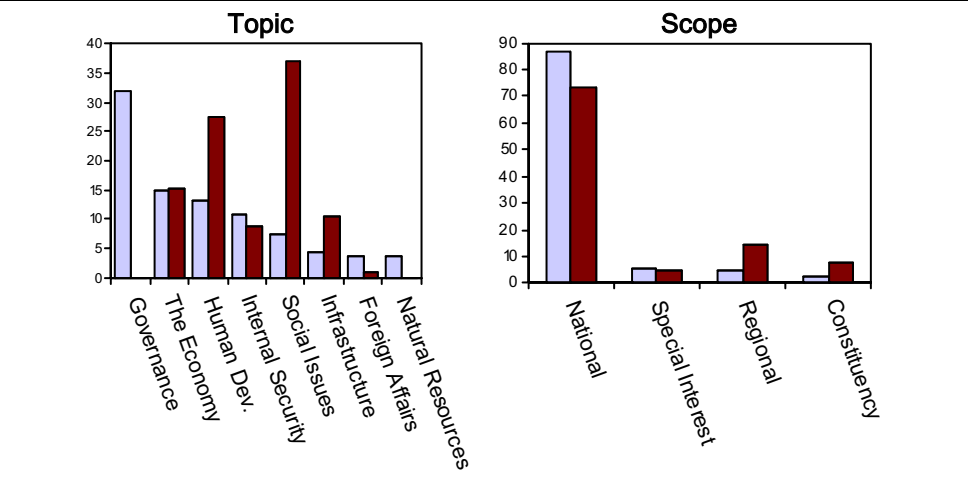
Plenary			Committee		
	Score	Percentile		Score	Percentile
Attendance	36 / 89	89	Attendance	3 / 13	26
Participation	222 / 117651	60	Participation	75 / 376	89
Influence	0 / 117651	0			

Political Position



Focus

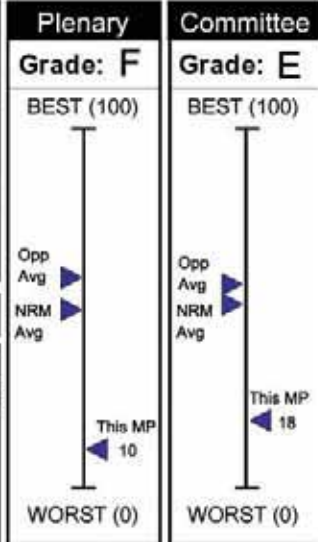
Parliament Average: ■ This MP: ■



Acen Rhoda



Constituency:	Women
District:	Amuria
Status:	Backbencher
Portfolio:	None
Party:	FDC
Committees:	Gender



Performance

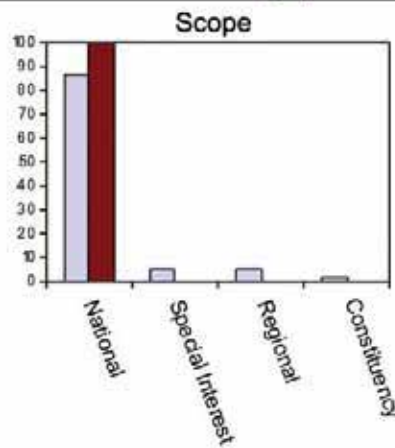
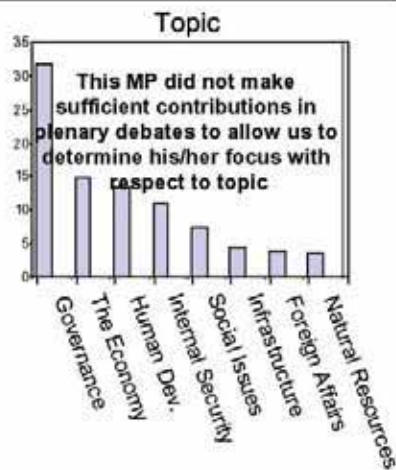
Plenary			Committee		
	Score	Percentile		Score	Percentile
Attendance	3/80	2	Attendance	4/38	12
Participation	85/117651	37	Participation	7/137	49
Influence	0/117651	0			

Political Position

INSUFFICIENT POSITION DATA AVAILABLE

Focus

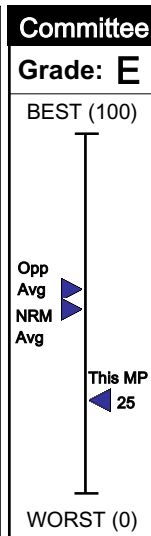
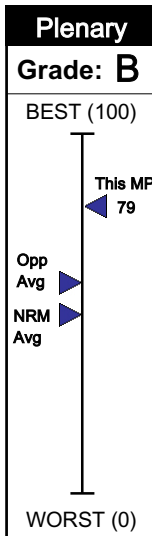
Parliament Average: This MP:



Achia Remigio



Constituency:	Pian County
District:	Nakapiripirit
Status:	Backbencher
Portfolio:	None
Party:	NRM
Committees:	Legal & Parl., National Economy, Agriculture



Performance

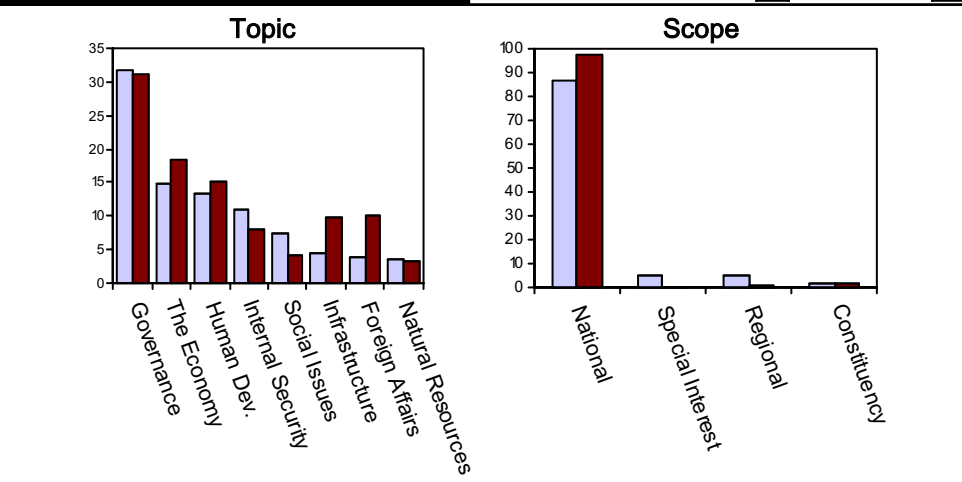
Plenary			Committee		
	Score	Percentile		Score	Percentile
Attendance	22 / 89	45	Attendance	12 / 129	10
Participation	699 / 117651	84	Participation	40 / 552	61
Influence	422 / 117651	84			

Political Position



Focus

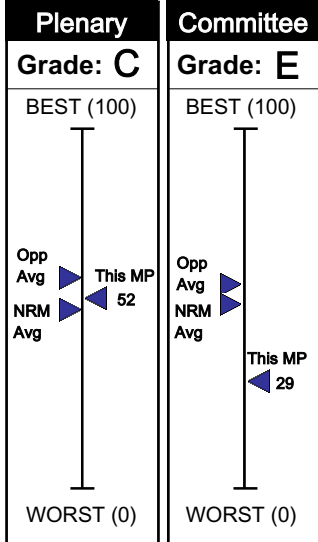
Parliament Average: ■ This MP: ■



Achia Terence Naco



Constituency:	Bokora County
District:	Moroto
Status:	Backbencher
Portfolio:	None
Party:	NRM
Committees:	Public Accounts, Public Service



Performance

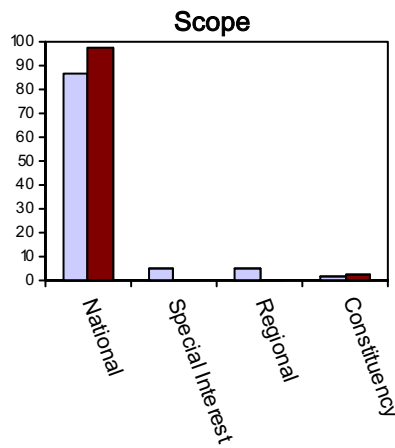
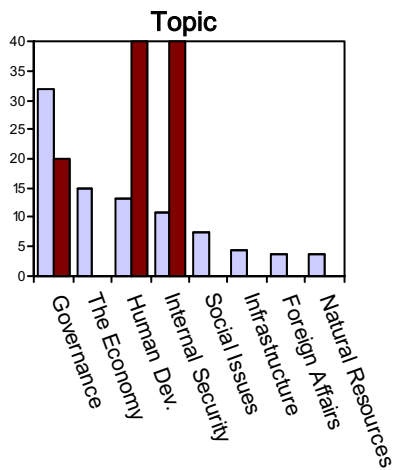
Plenary			Committee		
	Score	Percentile		Score	Percentile
Attendance	31 / 89	78	Attendance	48 / 112	53
Participation	103 / 117651	42	Participation	150 / 5306	27
Influence	0 / 117651	0			

Political Position

INSUFFICIENT POSITION DATA AVAILABLE

Focus

Parliament Average: ■ This MP: ■



Achila Alepar Margaret



Constituency:	Women
District:	Kotido
Status:	Backbencher
Portfolio:	None
Party:	NRM
Committees:	None

Plenary	Committee
Grade: D	Grade: N/A
BEST (100)	Not Available
<div style="display: flex; align-items: center; justify-content: center;"> <div style="border-left: 1px solid black; border-right: 1px solid black; width: 100%; height: 100%; position: relative;"> <div style="position: absolute; top: 0; left: 0; right: 0; border-bottom: 1px solid black; height: 2px;"></div> <div style="position: absolute; bottom: 0; left: 0; right: 0; border-top: 1px solid black; height: 2px;"></div> </div> </div>	
<div style="display: flex; align-items: center; justify-content: center;"> <div style="margin-right: 5px;">Opp Avg</div> <div style="width: 10px; height: 10px; background-color: blue; border: 1px solid black; margin-right: 5px;"></div> </div>	
<div style="display: flex; align-items: center; justify-content: center;"> <div style="margin-right: 5px;">NRM Avg</div> <div style="width: 10px; height: 10px; background-color: blue; border: 1px solid black; margin-right: 5px;"></div> </div>	
<div style="display: flex; align-items: center; justify-content: center;"> <div style="margin-right: 5px;">This MP</div> <div style="width: 10px; height: 10px; background-color: blue; border: 1px solid black; margin-right: 5px;"></div> <div style="margin-left: 5px;">33</div> </div>	
WORST (0)	

Performance

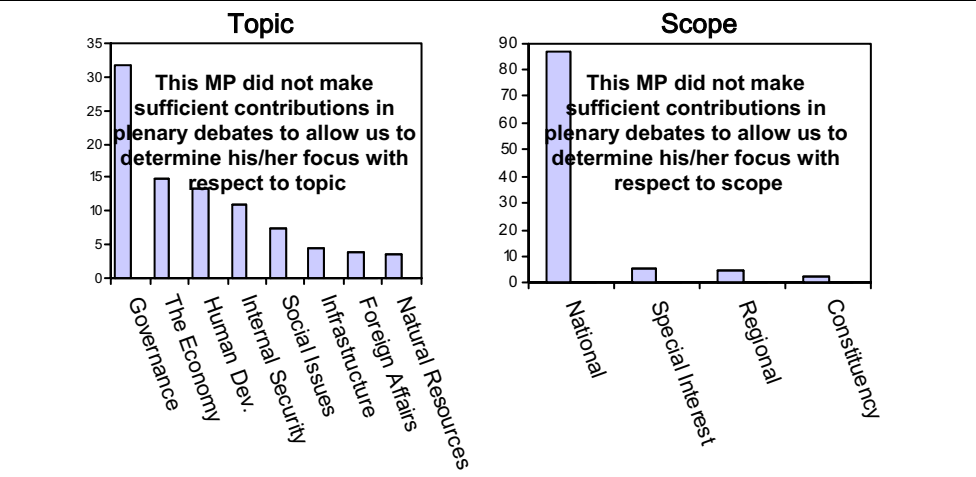
Plenary			Committee		
	Score	Percentile		Score	Percentile
Attendance	29 / 89	70	Attendance	N/A	N/A
Participation	0 / 117651	0	Participation	6 / 2744	7
Influence	0 / 117651	0			

Political Position

INSUFFICIENT POSITION DATA AVAILABLE

Focus

Parliament Average: This MP:



Aciro Concy



Constituency:	Women
District:	Amuru
Status:	Backbencher
Portfolio:	None
Party:	Independent
Committees:	None

Plenary
Grade: F
BEST (100)
WORST (0)

Committee
Grade: N/A
Not Available

Performance

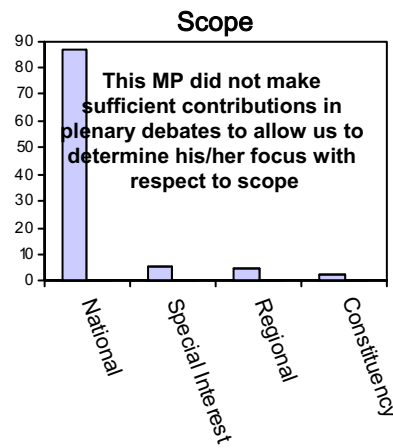
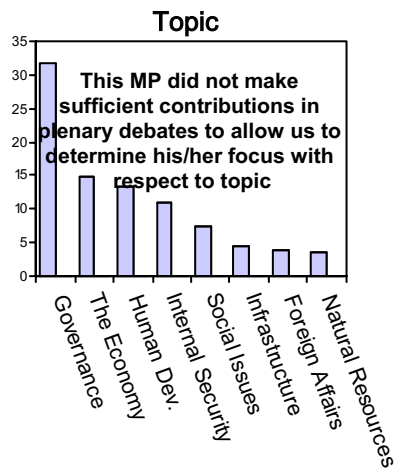
Plenary			Committee		
	Score	Percentile		Score	Percentile
Attendance	10 / 89	8	Attendance	N/A	N/A
Participation	0 / 117651	0	Participation	N/A	N/A
Influence	0 / 117651	0			

Political Position

INSUFFICIENT POSITION DATA AVAILABLE

Focus

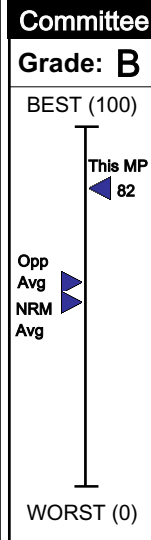
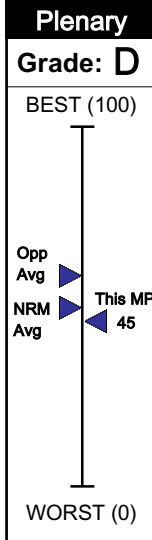
Parliament Average: This MP:



Ahabwe Godfrey Perez



Constituency:	Rubanda County East
District:	Kabale
Status:	Committee Chairperson
Portfolio:	None
Party:	NRM
Committees:	Commissions, Business, Tourism



Performance

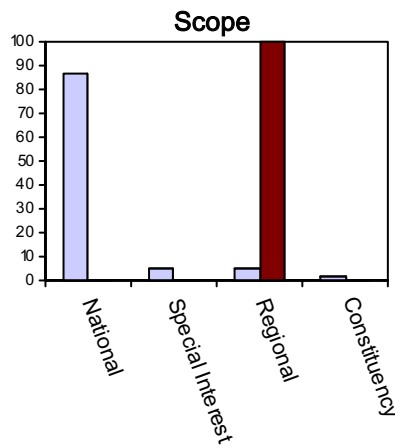
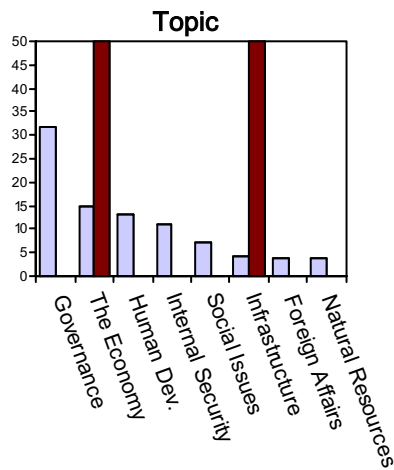
Plenary			Committee		
	Score	Percentile		Score	Percentile
Attendance	26 / 89	58	Attendance	29 / 50	74
Participation	2 / 117651	12	Participation	187 / 2977	57
Influence	3 / 117651	58			

Political Position

INSUFFICIENT POSITION DATA AVAILABLE

Focus

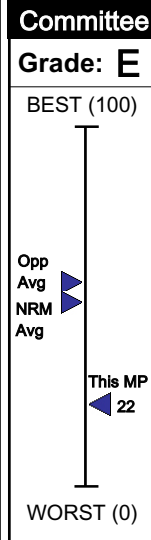
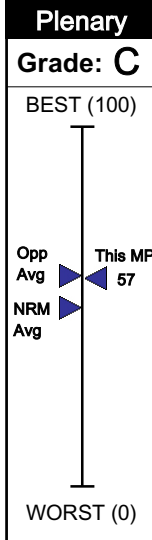
Parliament Average: ■ This MP: ■



Akbar Hussein Godi



Constituency:	Arua Municipality
District:	Arua
Status:	Backbencher
Portfolio:	None
Party:	FDC
Committees:	Commissions, Foreign Affairs



Performance

Plenary		
	Score	Percentile
Attendance	18 / 89	27
Participation	223 / 117651	61
Influence	22 / 117651	67

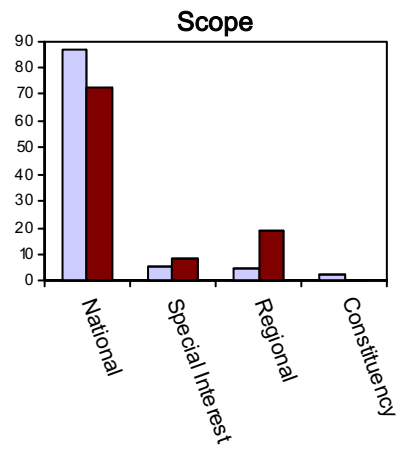
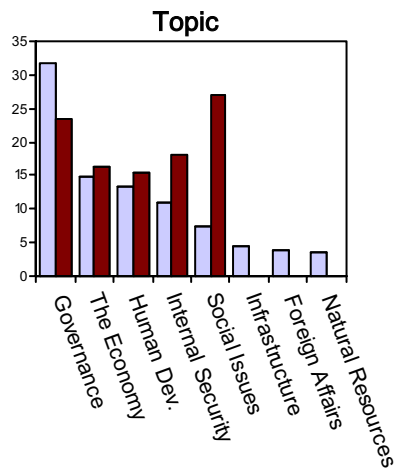
Committee		
	Score	Percentile
Attendance	5 / 39	14
Participation	36 / 627	53

Political Position

INSUFFICIENT POSITION DATA AVAILABLE

Focus

Parliament Average: █ This MP: █



Akello Judith Franca



Constituency:	Women
District:	Pader
Status:	Backbencher
Portfolio:	None
Party:	FDC
Committees:	None

Plenary	Committee
Grade: D	Grade: N/A
BEST (100)	Not Available
WORST (0)	

Performance

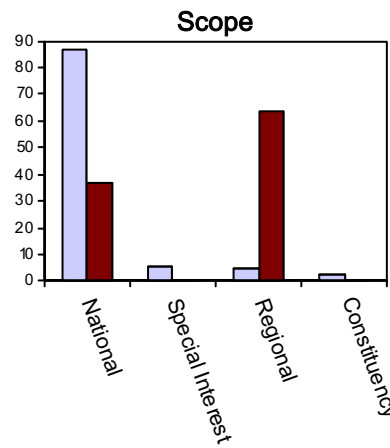
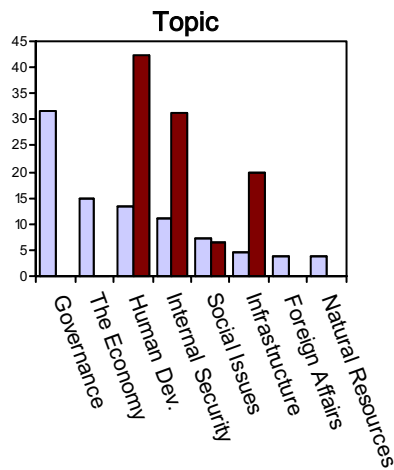
Plenary			Committee		
	Score	Percentile		Score	Percentile
Attendance	17 / 89	24	Attendance	N/A	N/A
Participation	90 / 117651	38	Participation	136 / 997	81
Influence	1 / 117651	57			

Political Position

INSUFFICIENT POSITION DATA AVAILABLE

Focus

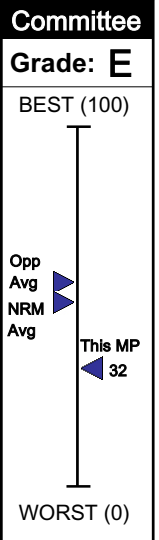
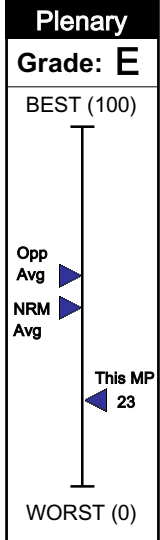
Parliament Average: ■ This MP: ■



Akena James Micheal Jimmy



Constituency:	Lira Municipality
District:	Lira
Status:	Backbencher
Portfolio:	None
Party:	UPC
Committees:	Government Assurances, Natural Resources



Performance

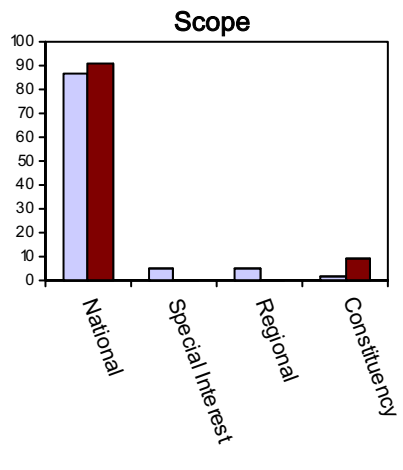
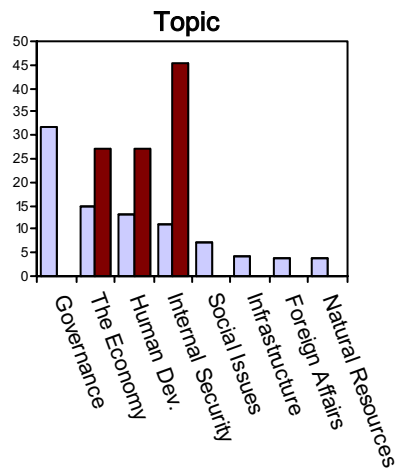
Plenary			Committee		
	Score	Percentile		Score	Percentile
Attendance	13 / 89	14	Attendance	10 / 55	19
Participation	119 / 117651	47	Participation	31 / 402	64
Influence	0 / 117651	0			

Political Position

INSUFFICIENT POSITION DATA AVAILABLE

Focus

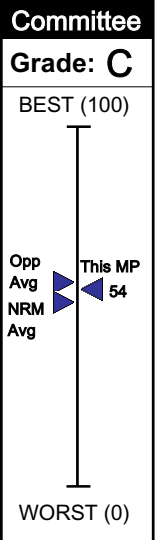
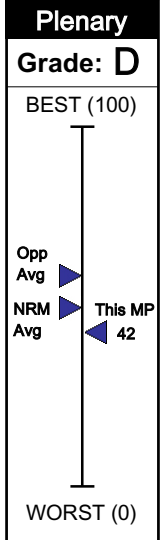
Parliament Average: ■ This MP: ■



Akiror Agnes Egnyu



Constituency:	Women
District:	Kumi
Status:	Backbencher
Portfolio:	None
Party:	FDC
Committees:	HIV/AIDS, Foreign Affairs, Tourism



Performance

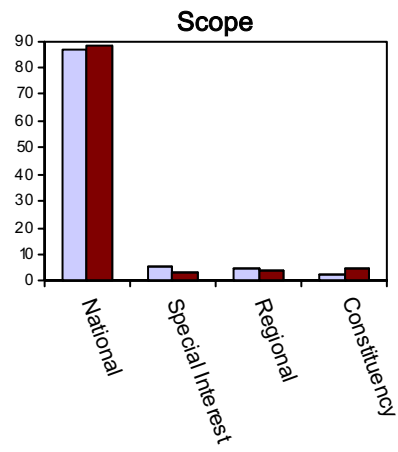
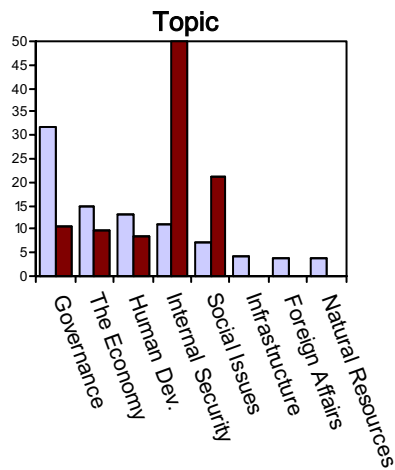
Plenary			Committee		
	Score	Percentile		Score	Percentile
Attendance	20 / 89	37	Attendance	11 / 54	24
Participation	211 / 117651	59	Participation	69 / 422	85
Influence	0 / 117651	0			

Political Position

INSUFFICIENT POSITION DATA AVAILABLE

Focus

Parliament Average: ■ This MP: ■



Akol Rose Okullu



Constituency:	Women
District:	Bukedea
Status:	Backbencher
Portfolio:	None
Party:	NRM
Committees:	None

Plenary	Committee
Grade: F	Grade: N/A
BEST (100)	Not Available
Opp Avg	
NRM Avg	
This MP 15	
WORST (0)	

Performance

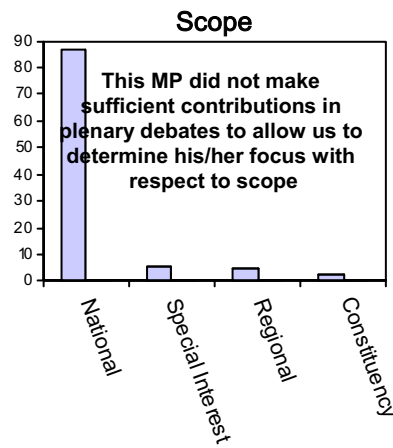
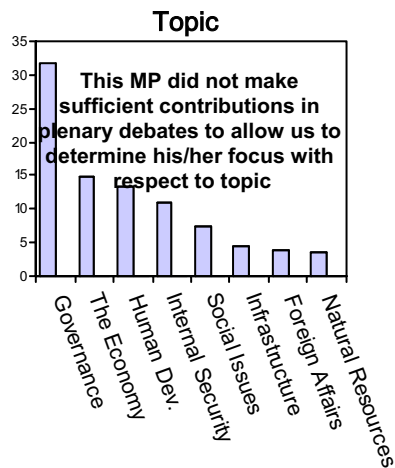
Plenary			Committee		
	Score	Percentile		Score	Percentile
Attendance	21 / 89	40	Attendance	N/A	N/A
Participation	0 / 117651	0	Participation	N/A	N/A
Influence	0 / 117651	0			

Political Position

INSUFFICIENT POSITION DATA AVAILABLE

Focus

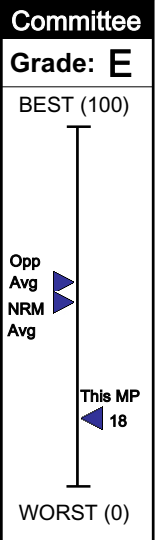
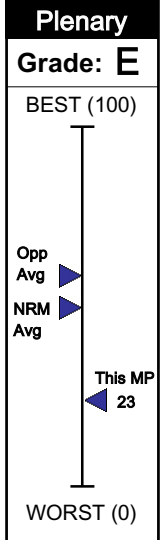
Parliament Average: This MP:



Akumu Mavenjina Catherine



Constituency:	Women
District:	Nebbi
Status:	Backbencher
Portfolio:	None
Party:	NRM
Committees:	Legal and Parliamentary, Appointments



Performance

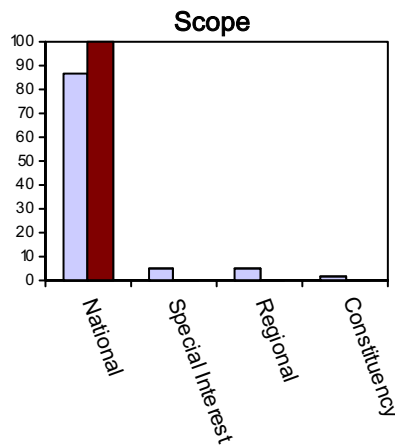
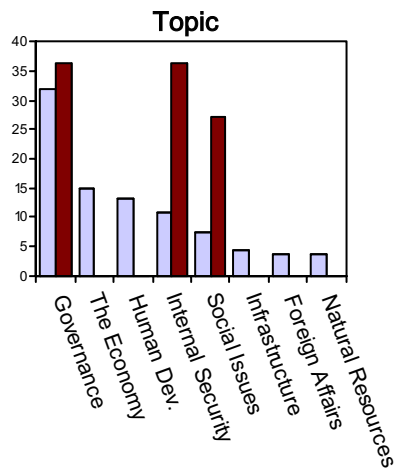
Plenary			Committee		
	Score	Percentile		Score	Percentile
Attendance	20 / 89	37	Attendance	30 / 81	44
Participation	44 / 117651	24	Participation	5 / 371	16
Influence	0 / 117651	0			

Political Position

INSUFFICIENT POSITION DATA AVAILABLE

Focus

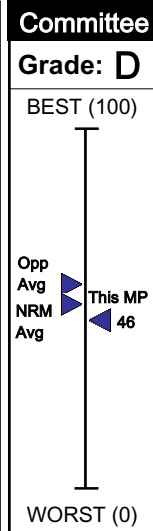
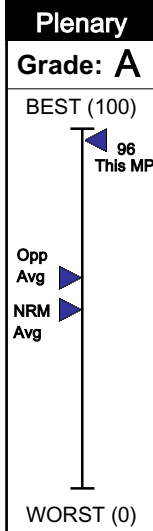
Parliament Average: ■ This MP: ■



Alaso Alice Asianut




Constituency:	Women
District:	Soroti
Status:	Backbencher
Portfolio:	None
Party:	FDC
Committees:	Social Services, HIV/AIDS



Performance

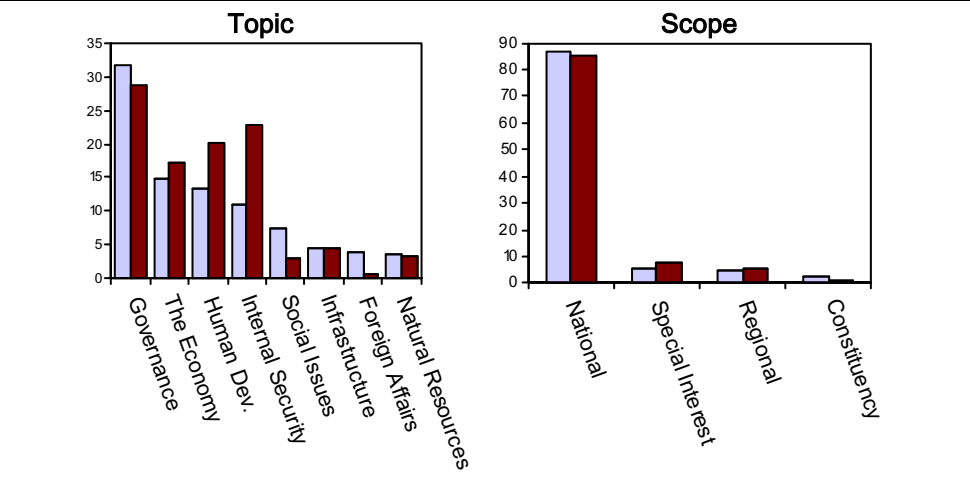
Plenary			Committee		
	Score	Percentile		Score	Percentile
Attendance	49 / 89	98	Attendance	9 / 38	27
Participation	1768 / 117651	97	Participation	65 / 627	73
Influence	669 / 117651	87			

Political Position



Focus

Parliament Average: ■ This MP: ■



Alintuma Nsambu John.C



Constituency: Bukoto County East
District: Masaka
Status: Minister of State
Portfolio: Information & Communication Technology
Party: NRM
Committees: N/A

Plenary	Committee
Grade: F	Grade: N/A
BEST (100)	Not Available
Opp Avg ▶	
NRM Avg ▶	
This MP ▶ 8	
WORST (0)	

Performance

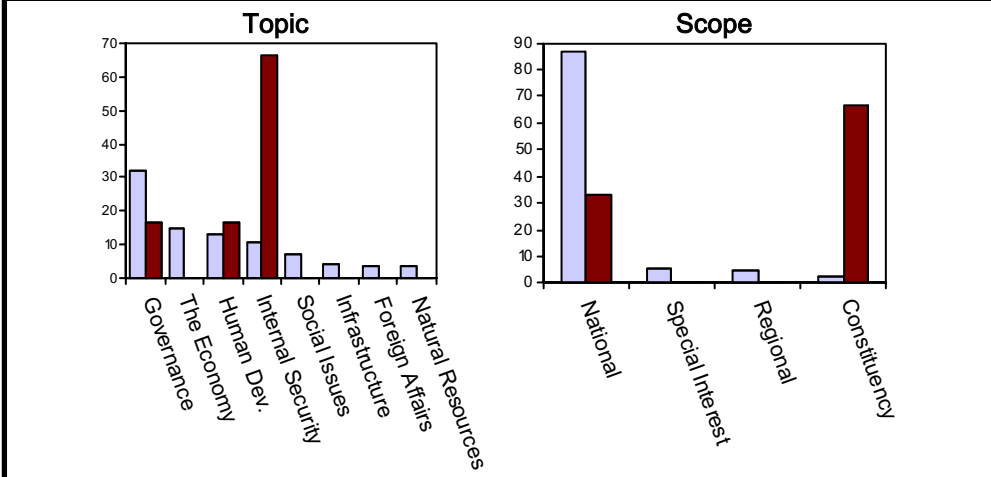
Plenary			Committee		
	Score	Percentile		Score	Percentile
Attendance	13 / 89	14	Attendance	N/A	N/A
Participation	18 / 117651	18	Participation	489 / 3985	77
Influence	0 / 117651	0			

Political Position

INSUFFICIENT POSITION DATA AVAILABLE

Focus

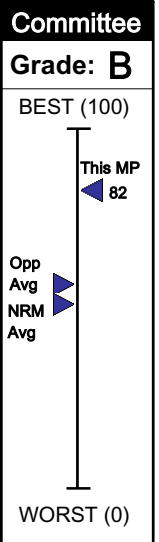
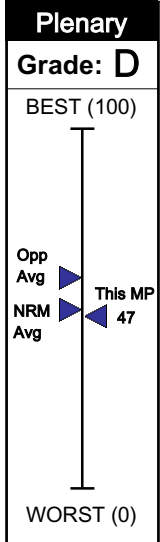
Parliament Average: ■ This MP: ■



Alisemera Babiha Jane



Constituency:	Women
District:	Bundibugyo
Status:	Backbencher
Portfolio:	None
Party:	NRM
Committees:	HIV/AIDS, Social Services



Performance

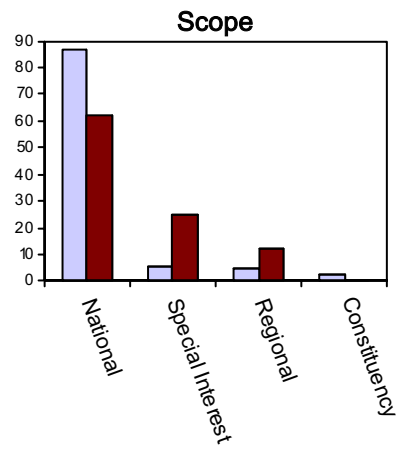
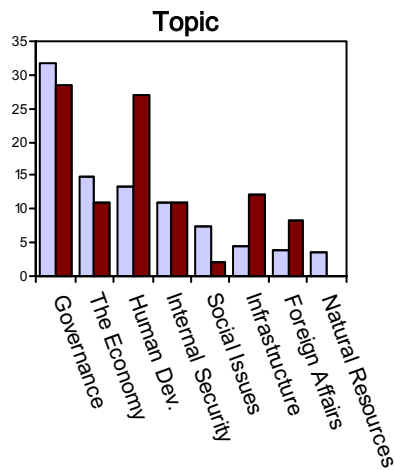
Plenary			Committee		
	Score	Percentile		Score	Percentile
Attendance	24 / 89	49	Attendance	16 / 38	52
Participation	215 / 117651	60	Participation	275 / 2148	79
Influence	0 / 117651	0			

Political Position

INSUFFICIENT POSITION DATA AVAILABLE

Focus

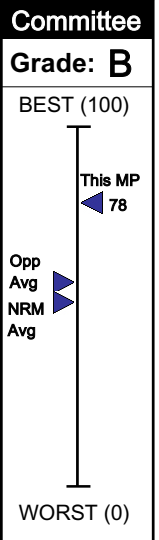
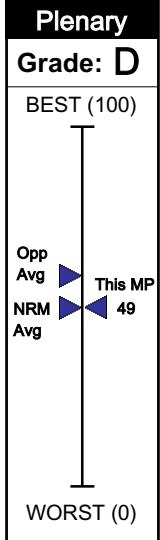
Parliament Average: ■ This MP: ■



Alupo Jessica R. Epel



Constituency:	Women
District:	Katakwi
Status:	Backbencher
Portfolio:	None
Party:	NRM
Committees:	Government Assurances, Defence



Performance

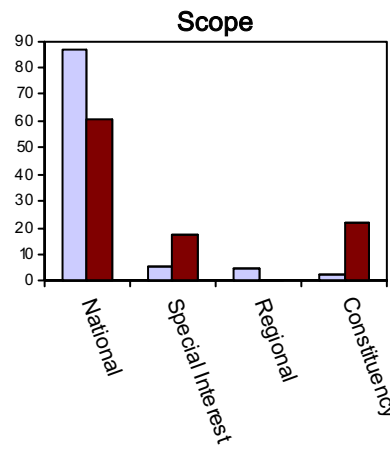
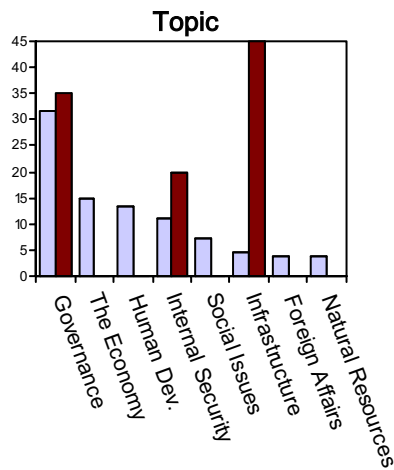
Plenary			Committee		
	Score	Percentile		Score	Percentile
Attendance	28 / 89	66	Attendance	16 / 32	62
Participation	121 / 117651	47	Participation	133 / 1612	66
Influence	0 / 117651	0			

Political Position

INSUFFICIENT POSITION DATA AVAILABLE

Focus

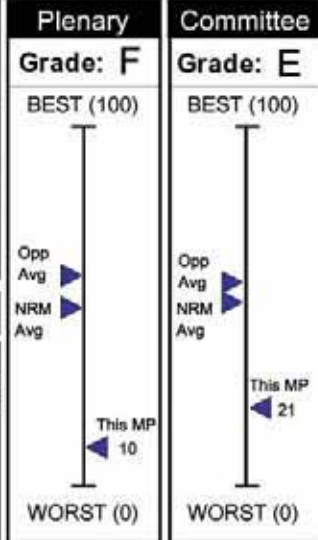
Parliament Average: ■ This MP: ■



Amali Caroline Okao



Constituency:	Women
District:	Amolatar
Status:	Backbencher
Portfolio:	None
Party:	Independent
Committees:	Tourism



Performance

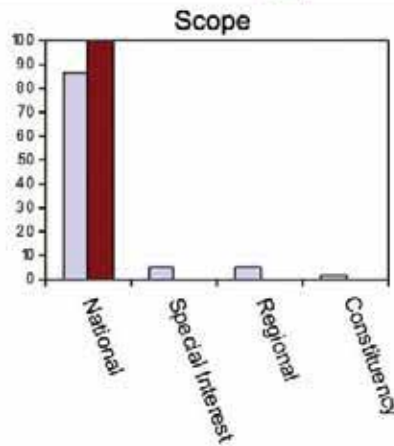
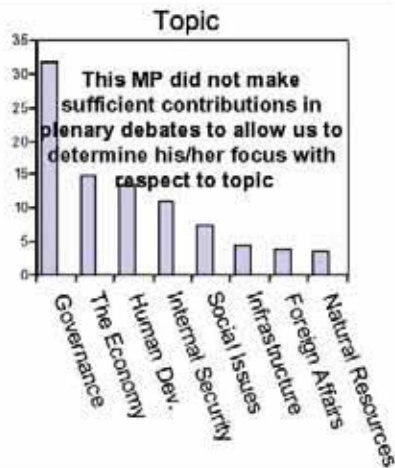
Plenary			Committee		
	Score	Percentile		Score	Percentile
Attendance	9/89	6	Attendance	5/26	22
Participation	68/117651	31	Participation	13/299	43
Influence	0/117651	0			

Political Position

INSUFFICIENT POSITION DATA AVAILABLE

Focus

Parliament Average: This MP:



Amongi Beatrice Lagada



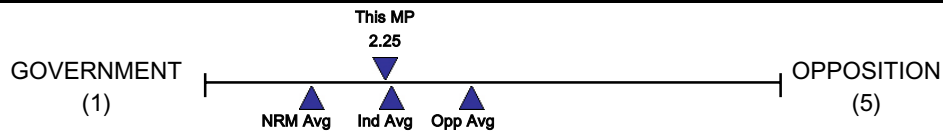
Constituency:	Women
District:	Oyam
Status:	Backbencher
Portfolio:	None
Party:	NRM
Committees:	Tourism

Plenary	Committee
Grade: B	Grade: N/A
BEST (100)	Not Available
This MP 67	
Opp Avg	
NRM Avg	
WORST (0)	

Performance

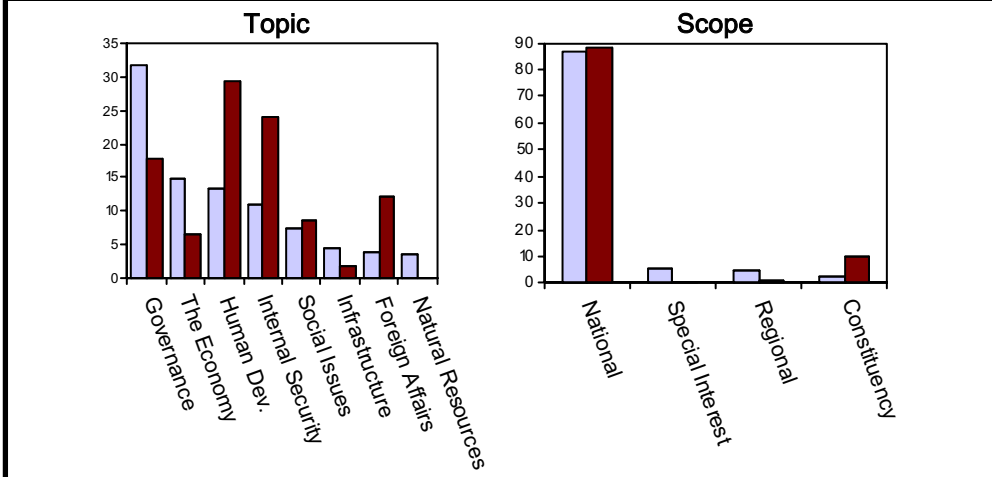
Plenary			Committee		
	Score	Percentile		Score	Percentile
Attendance	29 / 89	70	Attendance	N/A	N/A
Participation	569 / 117651	81	Participation	70 / 1150	55
Influence	0 / 117651	0			

Political Position



Focus

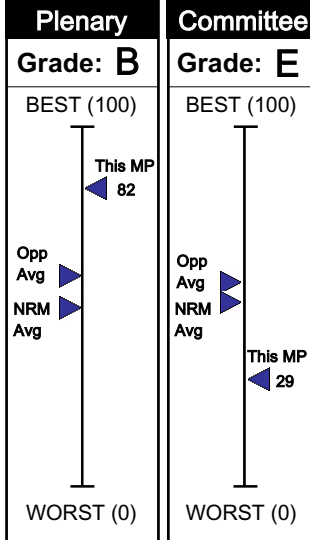
Parliament Average: ■ This MP: ■



Amongi Betty Ongom



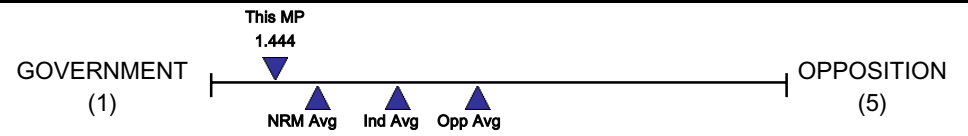
Constituency:	Women
District:	Apac
Status:	Backbencher
Portfolio:	None
Party:	Independent
Committees:	Tourism



Performance

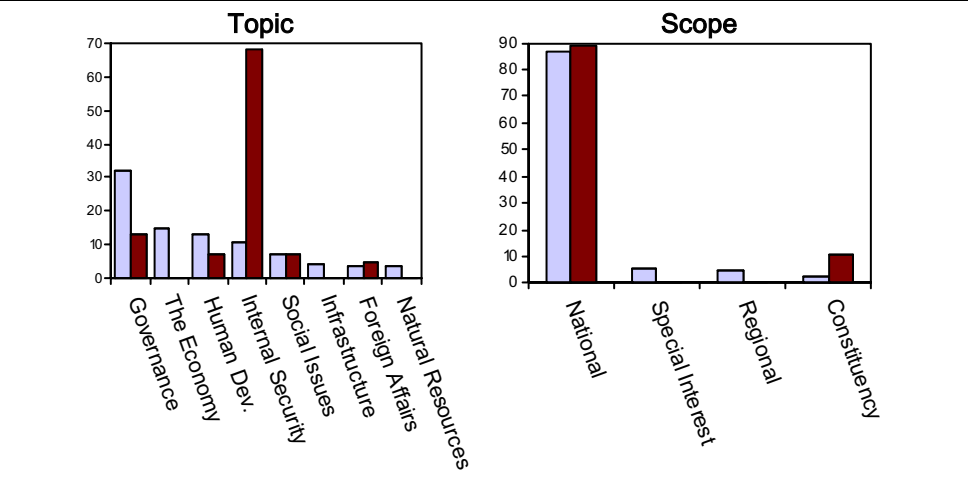
Plenary			Committee		
	Score	Percentile		Score	Percentile
Attendance	24 / 89	49	Attendance	7 / 26	30
Participation	628 / 117651	82	Participation	23 / 431	51
Influence	1455 / 117651	94			

Political Position



Focus

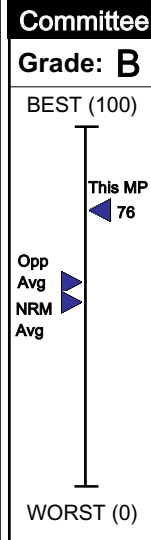
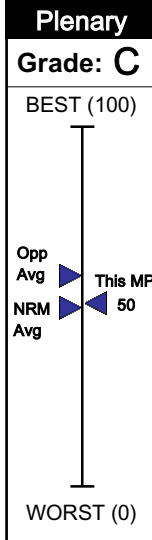
Parliament Average: This MP:



Amuge Rebecca Otengo



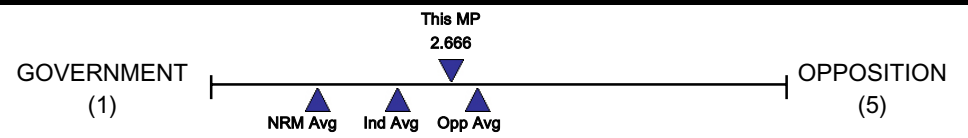
Constituency:	Women
District:	Lira
Status:	Shadow Cabinet
Portfolio:	Public Service
Party:	Independent
Committees:	Public Service, HIV/AIDS



Performance

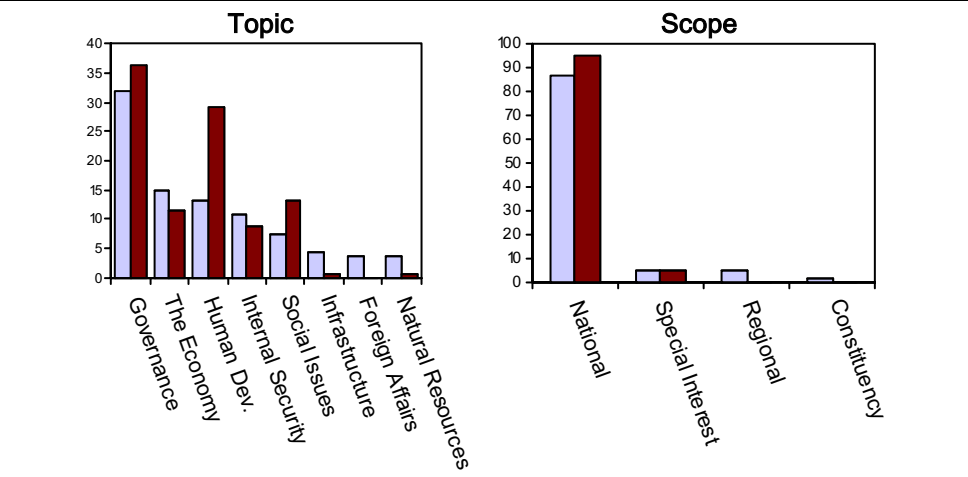
Plenary			Committee		
	Score	Percentile		Score	Percentile
Attendance	22 / 89	45	Attendance	14 / 40	41
Participation	382 / 117651	71	Participation	177 / 1099	84
Influence	0 / 117651	0			

Political Position



Focus

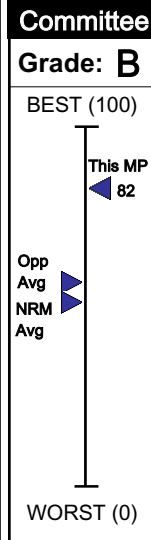
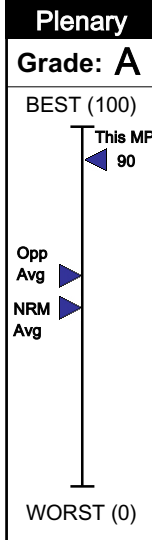
Parliament Average: This MP:



Amuriat Oboi Patrick



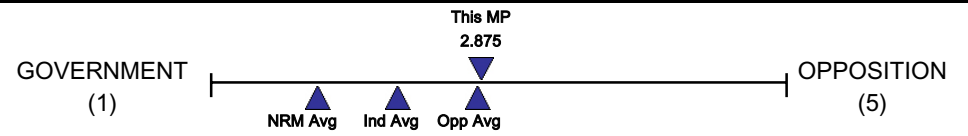
Constituency: Kumi County
District: Kumi
Status: Shadow Cabinet
Portfolio: Works and Infrastructure Development
Party: FDC
Committees: Infrastructure, Science & Technology



Performance

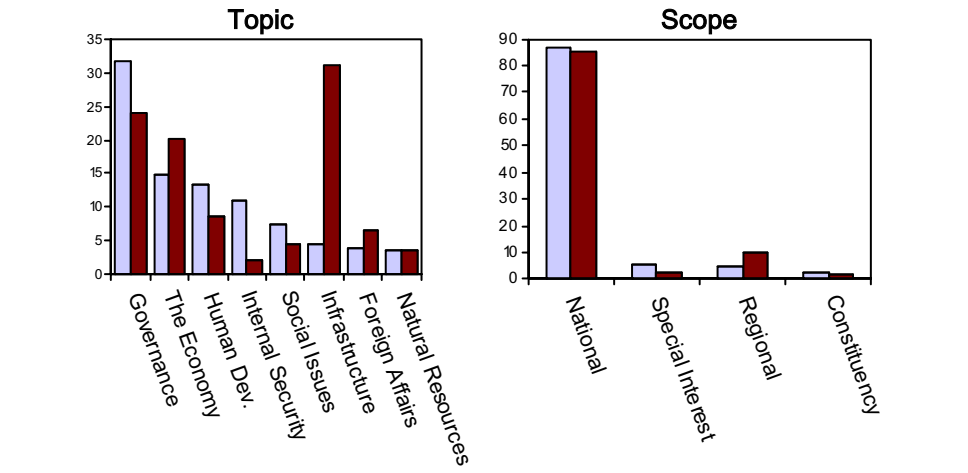
Plenary			Committee		
	Score	Percentile		Score	Percentile
Attendance	37 / 89	90	Attendance	41 / 58	92
Participation	1167 / 117651	92	Participation	145 / 3594	40
Influence	28 / 117651	68			

Political Position



Focus

Parliament Average: ■ This MP: ■

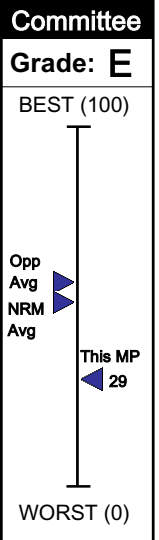
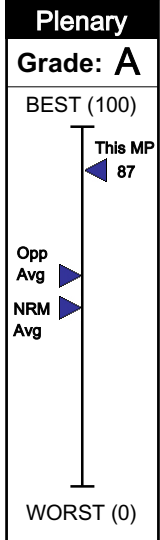


Angiro Gutomoi Charles



Constituency: Erute County North
District: Lira
Status: Backbencher
Portfolio: None

Party: Independent
Committees: Science & Technology, Trade
 Tourism & Industry

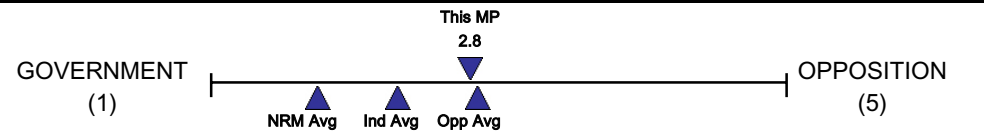


Performance

Plenary		
	Score	Percentile
Attendance	37 / 89	90
Participation	583 / 117651	81
Influence	75 / 117651	73

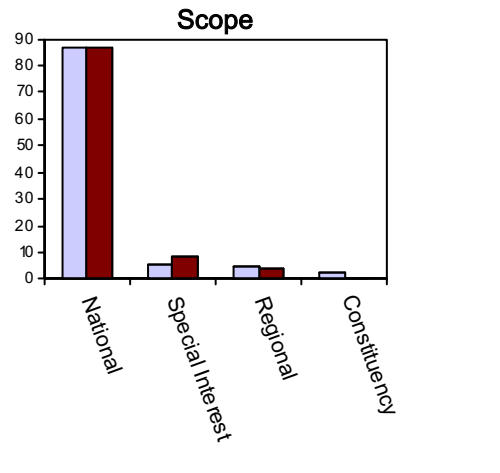
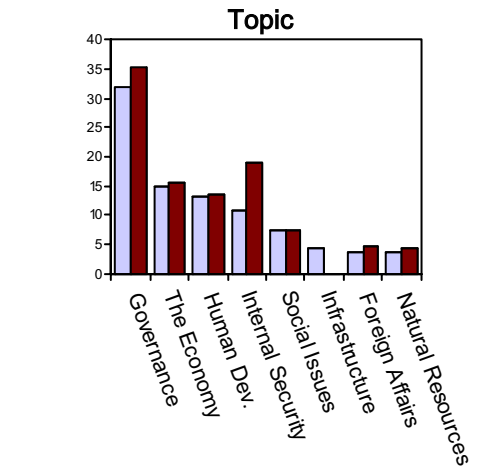
Committee		
	Score	Percentile
Attendance	18 / 37	61
Participation	41 / 2825	19

Political Position



Focus

Parliament Average: ■ This MP: ■

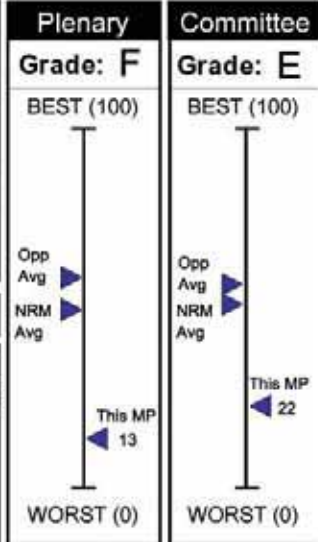


Angufiru Margaret



Constituency: Ayivu County
District: Arua
Status: Backbencher
Portfolio: None

Party: Independent
Committees: Appointments, Foreign Affairs



Performance

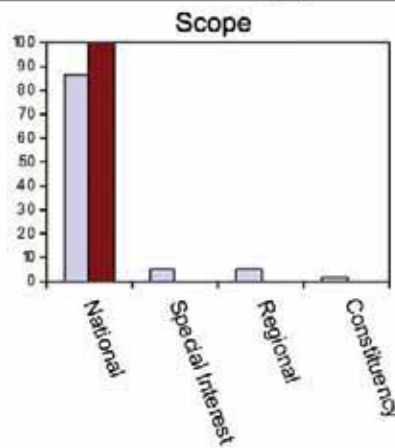
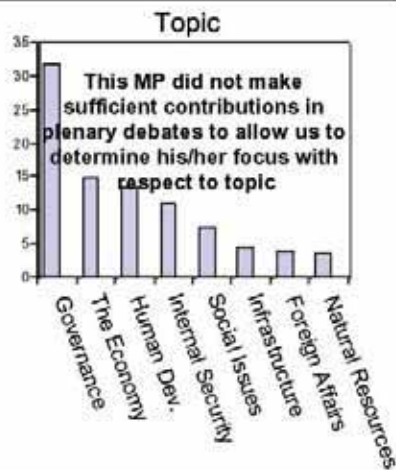
Plenary			Committee		
	Score	Percentile		Score	Percentile
Attendance	18/80	21	Attendance	11/22	62
Participation	38/117651	22	Participation	0/557	0
Influence	0/117651	0			

Political Position

INSUFFICIENT POSITION DATA AVAILABLE

Focus

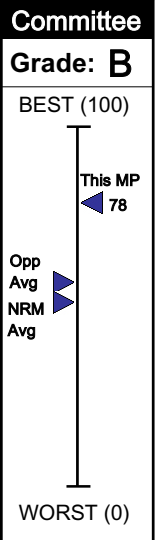
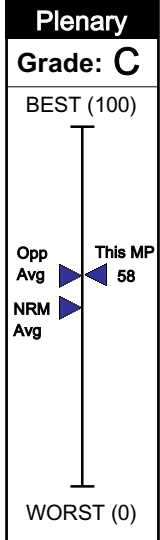
Parliament Average: This MP:



Anokbonggo Willy Washington



Constituency:	Kwania County
District:	Apac
Status:	Backbencher
Portfolio:	None
Party:	UPC
Committees:	HIV/AIDS, Social Services



Performance

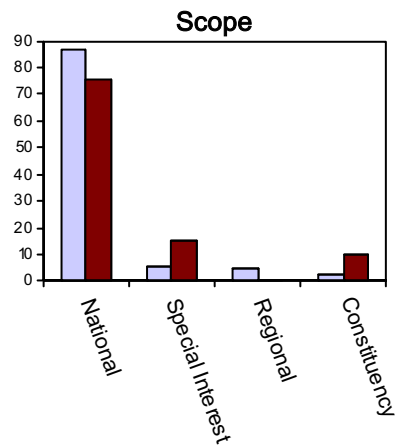
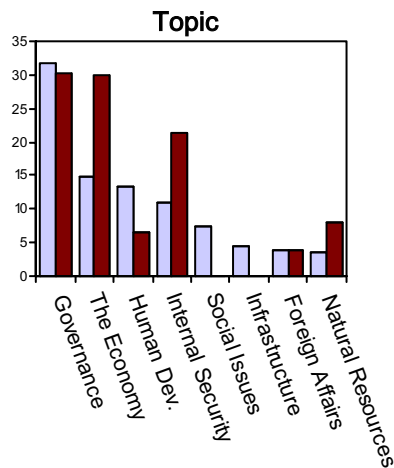
Plenary			Committee		
	Score	Percentile		Score	Percentile
Attendance	29 / 89	70	Attendance	24 / 38	82
Participation	234 / 117651	62	Participation	121 / 2531	45
Influence	0 / 117651	0			

Political Position

INSUFFICIENT POSITION DATA AVAILABLE

Focus

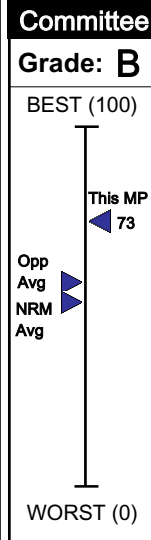
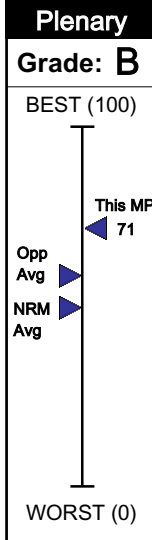
Parliament Average: ■ This MP: ■



Aol Betty Ocan



Constituency: Women
District: Gulu
Status: Shadow Cabinet
Portfolio: Rehabilitation, Relief and Disaster Management
Party: FDC
Committees: Government Assurances, Presidential Affairs

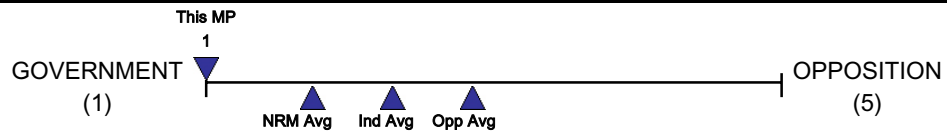


Performance

Plenary		
	Score	Percentile
Attendance	26 / 89	58
Participation	438 / 117651	74
Influence	2 / 117651	58

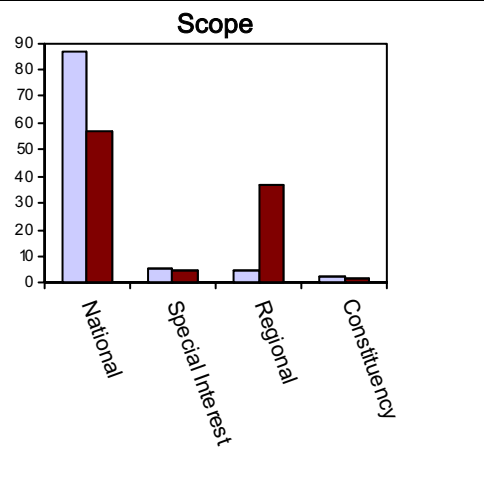
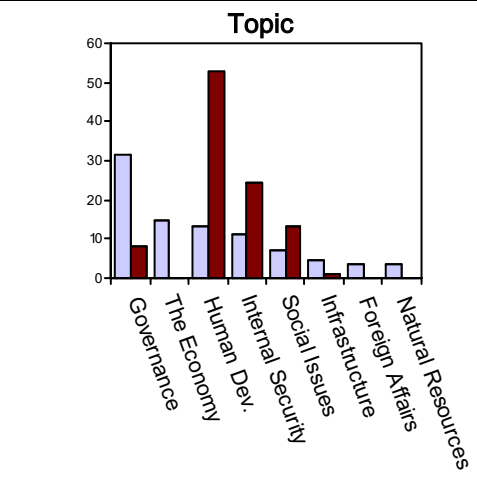
Committee		
	Score	Percentile
Attendance	26 / 42	81
Participation	32 / 760	42

Political Position



Focus

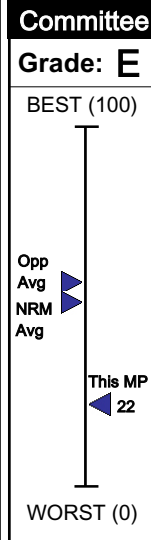
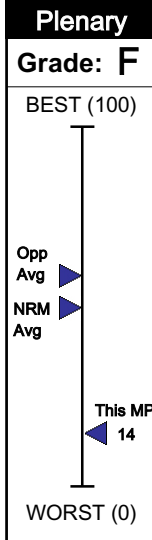
Parliament Average: This MP:



Apilinga Moses Tako



Constituency:	West Moyo County
District:	Moyo
Status:	Backbencher
Portfolio:	None
Party:	UPC
Committees:	Science & Technology, ICT



Performance

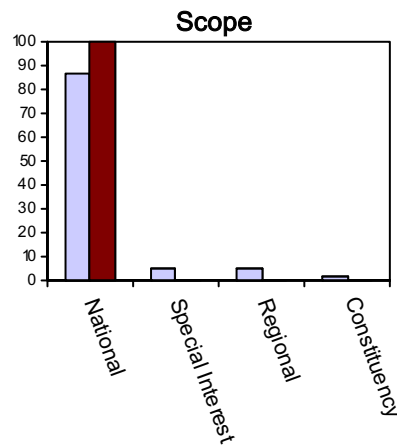
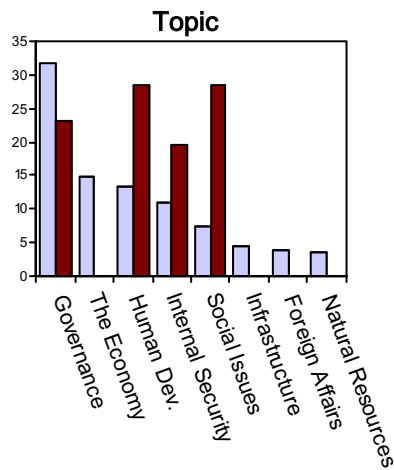
Plenary			Committee		
	Score	Percentile		Score	Percentile
Attendance	4 / 89	2	Attendance	14 / 46	35
Participation	111 / 117651	44	Participation	204 / 6195	32
Influence	0 / 117651	0			

Political Position

INSUFFICIENT POSITION DATA AVAILABLE

Focus

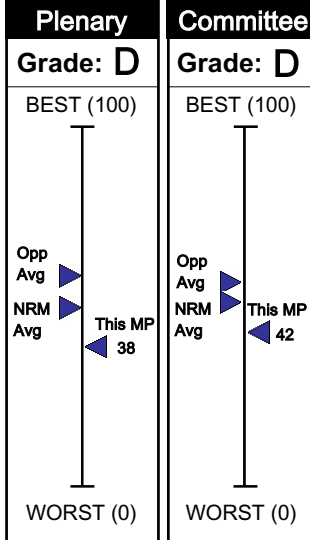
Parliament Average: ■ This MP: ■



Arapkissa Yekko John



Constituency:	Kween County
District:	Kapchorwa
Status:	Backbencher
Portfolio:	None
Party:	Independent
Committees:	Natural Resources, HIV/AIDS



Performance

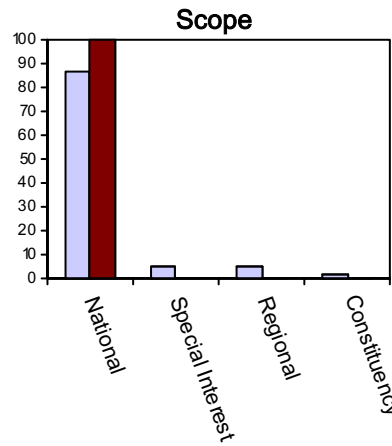
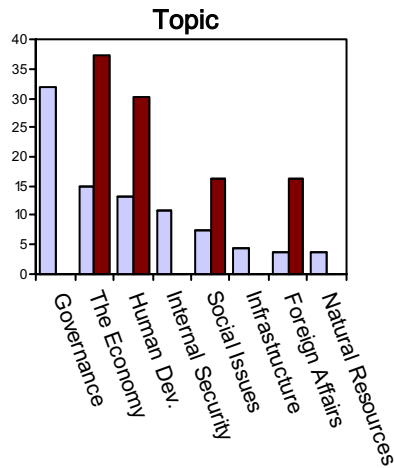
Plenary			Committee		
	Score	Percentile		Score	Percentile
Attendance	26 / 89	58	Attendance	29 / 49	76
Participation	53 / 117651	26	Participation	12 / 859	17
Influence	0 / 117651	0			

Political Position

INSUFFICIENT POSITION DATA AVAILABLE

Focus

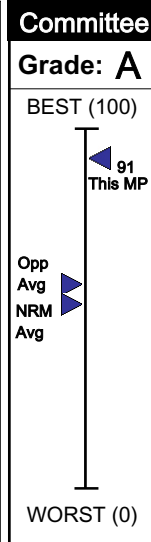
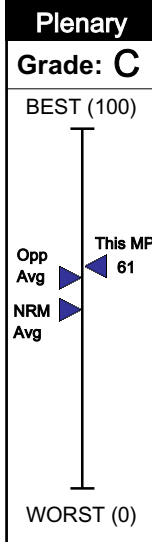
Parliament Average: ■ This MP: ■



Arimpa Kigyagi John



Constituency:	Mbarara Municipality
District:	Mbarara
Status:	Backbencher
Portfolio:	None
Party:	NRM
Committees:	National Economy, Natural Resources



Performance

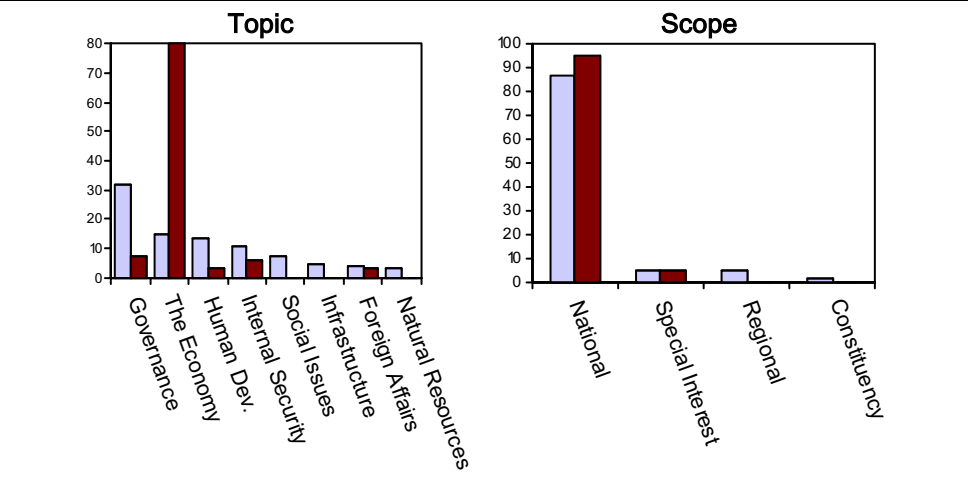
Plenary			Committee		
	Score	Percentile		Score	Percentile
Attendance	20 / 89	37	Attendance	25 / 46	69
Participation	234 / 117651	62	Participation	109 / 701	83
Influence	35 / 117651	70			

Political Position

INSUFFICIENT POSITION DATA AVAILABLE

Focus

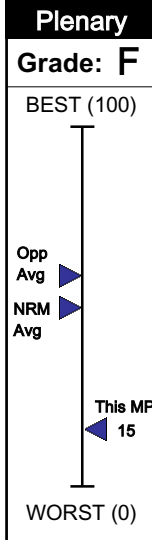
Parliament Average: ■ This MP: ■



Aronda Nyakairima



Constituency:	UPDF
District:	N/A
Status:	Backbencher
Portfolio:	None
Party:	N/A
Committees:	Public Accounts, National Economy, Foreign Affairs



Committee
Grade: N/A
Not Available

Performance

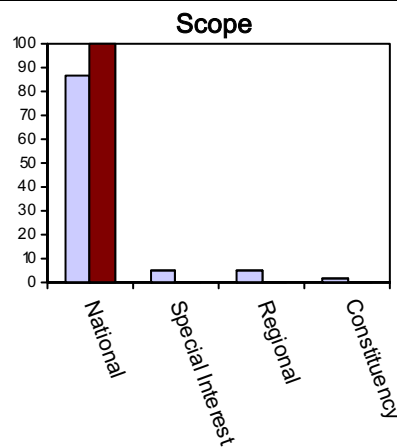
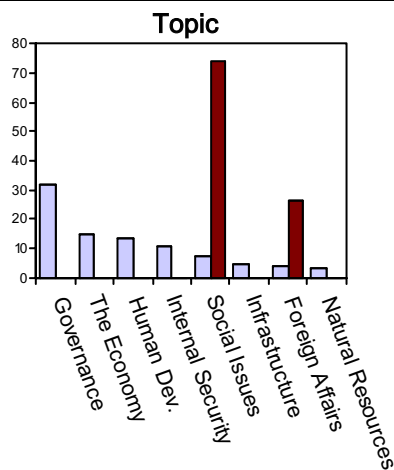
Plenary			Committee		
	Score	Percentile		Score	Percentile
Attendance	7 / 89	4	Attendance	1 / 100	3
Participation	114 / 117651	46	Participation	N/A	N/A
Influence	0 / 117651	0			

Political Position

INSUFFICIENT POSITION DATA AVAILABLE

Focus

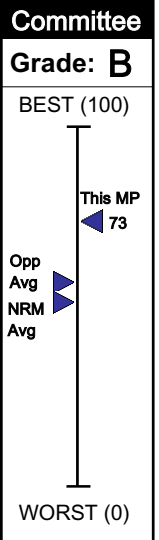
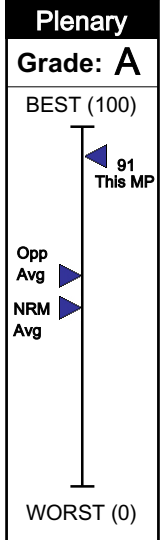
Parliament Average: ■ This MP: ■



Arumadri John Drazu



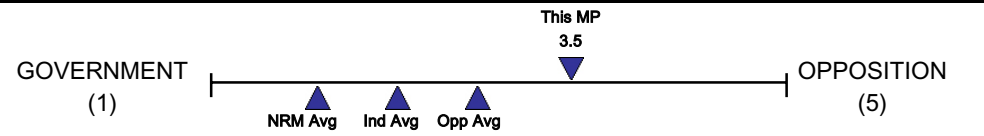
Constituency:	Madi-Okollo County
District:	Arua
Status:	Shadow Cabinet
Portfolio:	Local Government
Party:	FDC
Committees:	National Economy, Public Service



Performance

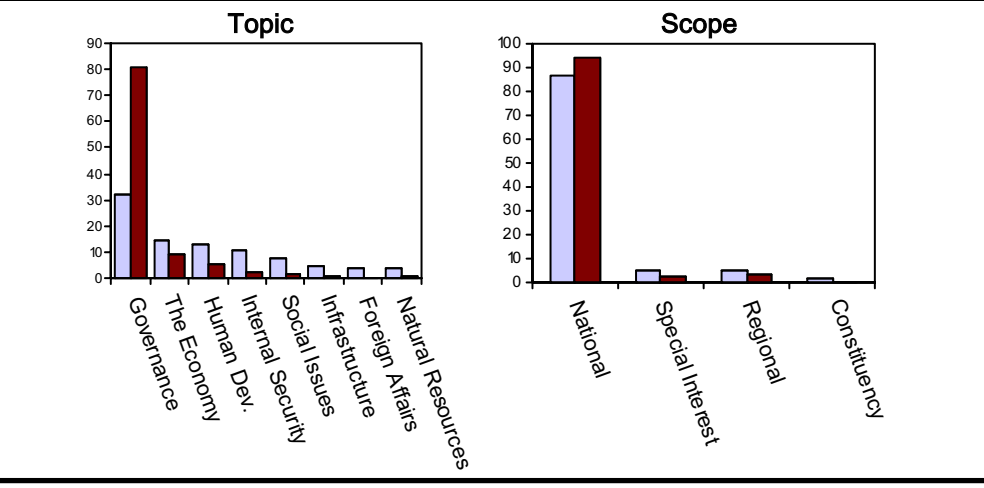
Plenary			Committee		
	Score	Percentile		Score	Percentile
Attendance	33 / 89	81	Attendance	14 / 37	44
Participation	516 / 117651	78	Participation	292 / 2362	77
Influence	1197 / 117651	93			

Political Position



Focus

Parliament Average: ■ This MP: ■

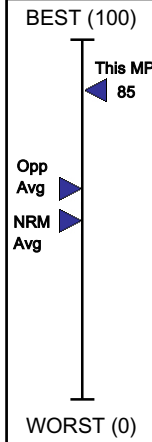


Atim Anywar O. Beatrice

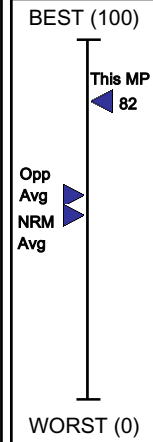


Constituency:	Women
District:	Kitgum
Status:	Shadow Cabinet
Portfolio:	Water and Environment
Party:	FDC
Committees:	Natural Resources

Plenary
Grade: A



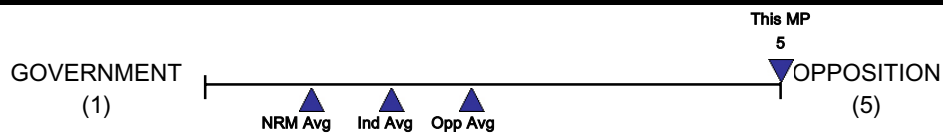
Committee
Grade: B



Performance

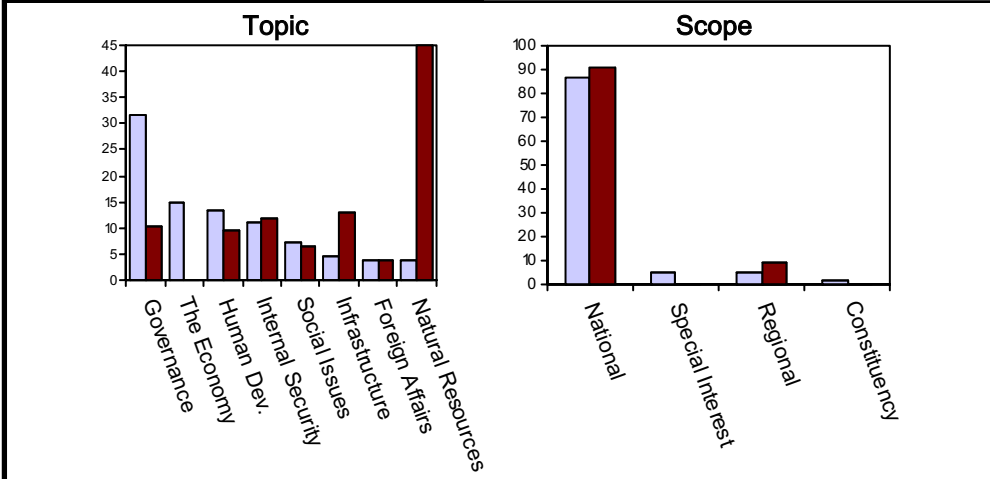
Plenary			Committee		
	Score	Percentile		Score	Percentile
Attendance	33 / 89	81	Attendance	27 / 36	95
Participation	701 / 117651	85	Participation	21 / 588	36
Influence	54 / 117651	71			

Political Position



Focus

Parliament Average: ■ This MP: ■



Atim Ogwal Cecilia



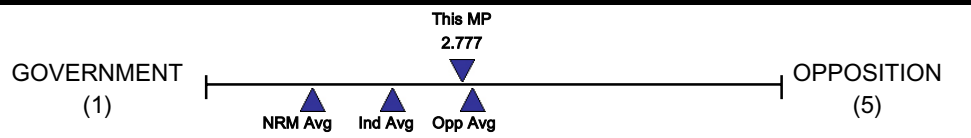
Constituency:	Women
District:	Dokolo
Status:	Backbencher
Portfolio:	None
Party:	Independent
Committees:	Foreign Affairs

Plenary	Committee
Grade: B	Grade: N/A
BEST (100)	Not Available
This MP 71	
Opp Avg	
NRM Avg	
WORST (0)	

Performance

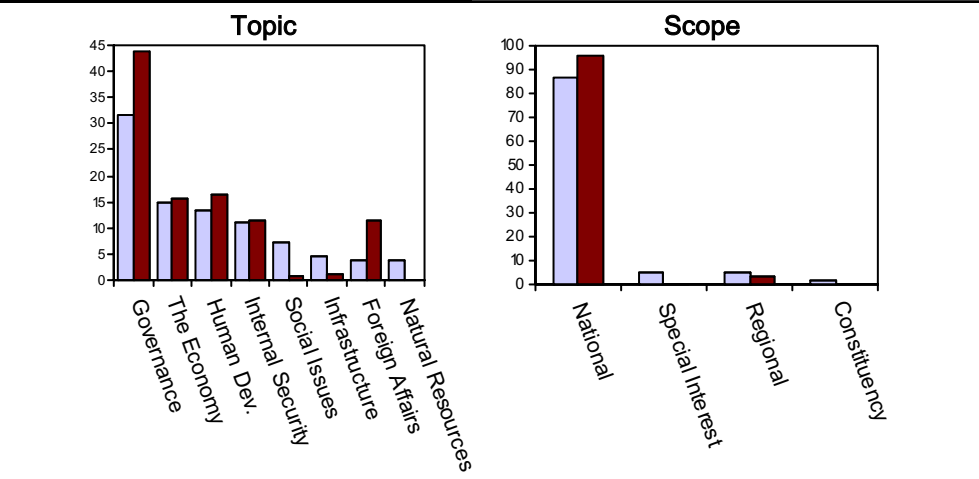
Plenary			Committee		
	Score	Percentile		Score	Percentile
Attendance	20 / 89	37	Attendance	N/A	N/A
Participation	765 / 117651	86	Participation	N/A	N/A
Influence	17 / 117651	67			

Political Position



Focus

Parliament Average: ■ This MP: ■



Atubo Omara Daniel



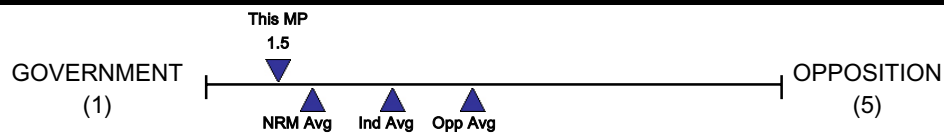
Constituency:	Otuke County
District:	Lira
Status:	Minister
Portfolio:	Lands, Housing and Urban Development
Party:	Independent
Committees:	N/A

Plenary	Committee
Grade: A	Grade: N/A
BEST (100)	Not Available
91 This MP	
Opp Avg	
NRM Avg	
WORST (0)	

Performance

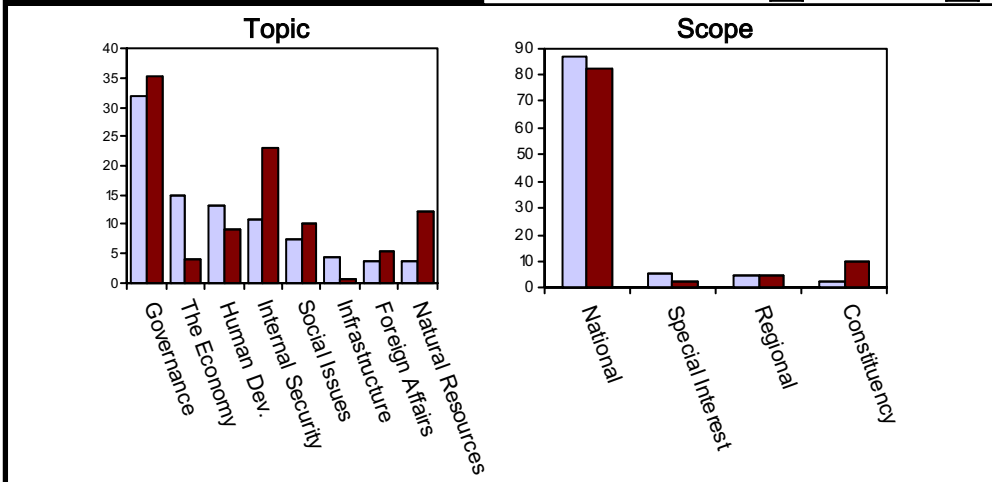
Plenary			Committee		
	Score	Percentile		Score	Percentile
Attendance	39 / 89	93	Attendance	N/A	N/A
Participation	840 / 117651	90	Participation	229 / 641	97
Influence	177 / 117651	77			

Political Position



Focus

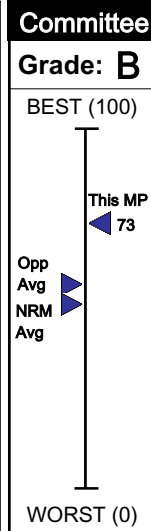
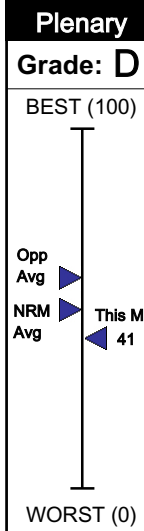
Parliament Average: ■ This MP: ■



Auru Anne



Constituency:	Women
District:	Moyo
Status:	Backbencher
Portfolio:	None
Party:	Independent
Committees:	Gender



Performance

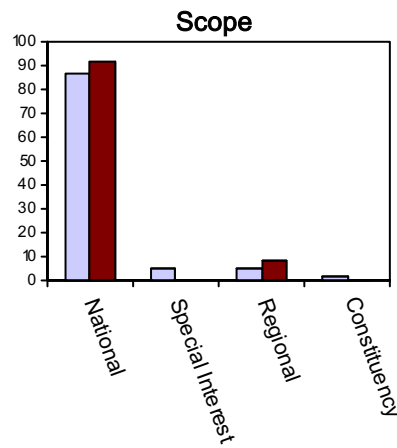
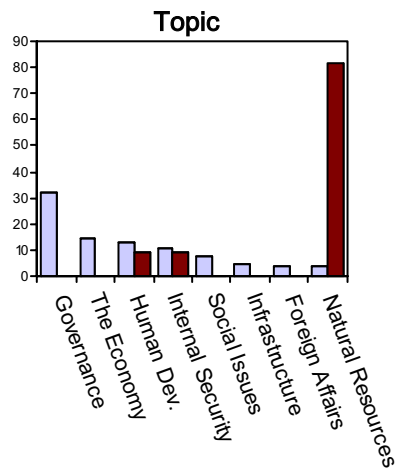
Plenary			Committee		
	Score	Percentile		Score	Percentile
Attendance	24 / 89	49	Attendance	27 / 39	90
Participation	90 / 117651	38	Participation	122 / 3527	34
Influence	0 / 117651	0			

Political Position

INSUFFICIENT POSITION DATA AVAILABLE

Focus

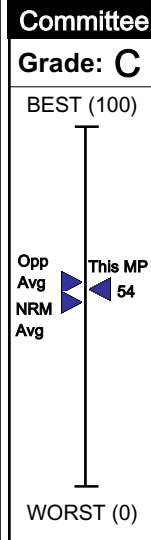
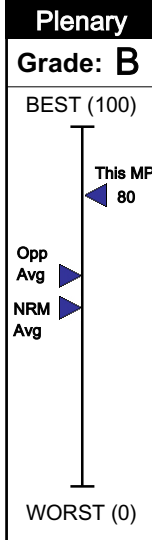
Parliament Average: ■ This MP: ■



Baba Diri Margaret



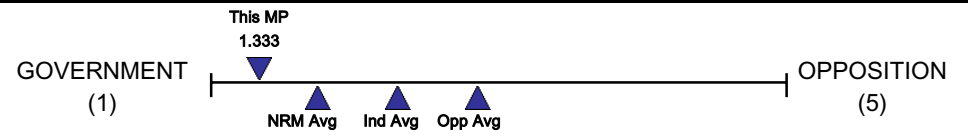
Constituency:	Women
District:	Koboko
Status:	Backbencher
Portfolio:	None
Party:	NRM
Committees:	Equal Opportunities, Infrastructure



Performance

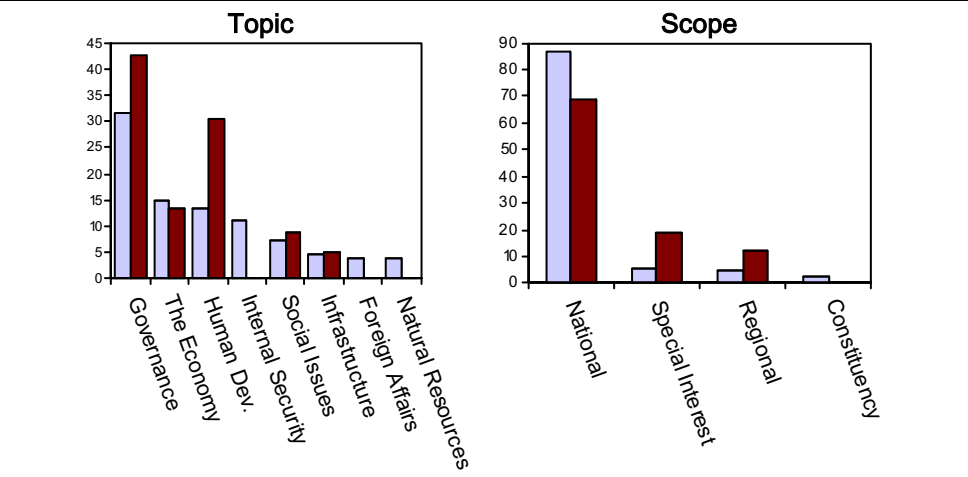
Plenary			Committee		
	Score	Percentile		Score	Percentile
Attendance	33 / 89	81	Attendance	27 / 65	51
Participation	392 / 117651	73	Participation	78 / 1256	56
Influence	13 / 117651	66			

Political Position



Focus

Parliament Average: █ This MP: █



Baba James Boliba



Constituency:	Koboko County
District:	Koboko
Status:	Minister of State
Portfolio:	Vice President's Office
Party:	NRM
Committees:	N/A

Plenary	Committee
Grade: E	Grade: N/A
BEST (100)	Not Available
<div style="display: flex; align-items: center; justify-content: center;"> <div style="border-left: 1px solid black; border-right: 1px solid black; width: 100%; height: 100%;"></div> </div>	
<div style="display: flex; align-items: center; justify-content: center;"> <div style="margin-right: 5px;">Opp Avg</div> <div style="width: 10px; height: 10px; background-color: blue; border: 1px solid black;"></div> </div>	
<div style="display: flex; align-items: center; justify-content: center;"> <div style="margin-right: 5px;">NRM Avg</div> <div style="width: 10px; height: 10px; background-color: blue; border: 1px solid black;"></div> </div>	
<div style="display: flex; align-items: center; justify-content: center;"> <div style="margin-right: 5px;">This MP</div> <div style="width: 10px; height: 10px; background-color: blue; border: 1px solid black;"></div> </div>	
<div style="display: flex; align-items: center; justify-content: center;"> <div style="margin-right: 5px;">28</div> <div style="width: 10px; height: 10px; background-color: blue; border: 1px solid black;"></div> </div>	
WORST (0)	

Performance

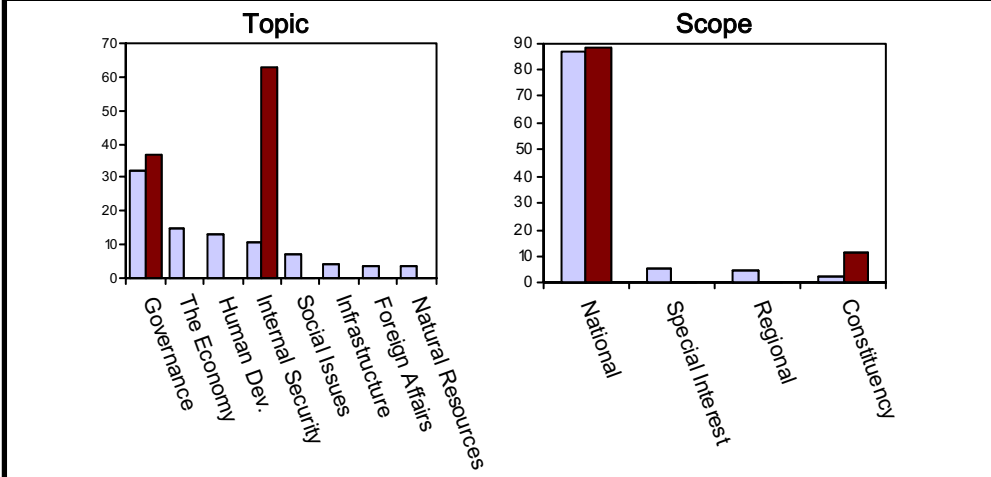
Plenary			Committee		
	Score	Percentile		Score	Percentile
Attendance	18 / 89	27	Attendance	N/A	N/A
Participation	101 / 117651	41	Participation	N/A	N/A
Influence	0 / 117651	0			

Political Position

INSUFFICIENT POSITION DATA AVAILABLE

Focus

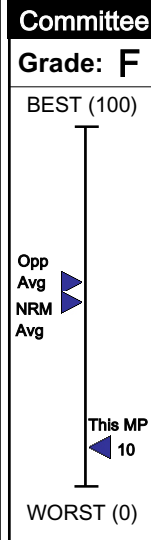
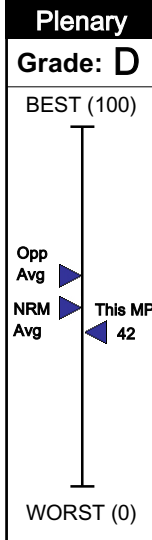
Parliament Average: This MP:



Badda Fred



Constituency:	Bujumba County
District:	Kalangala
Status:	Backbencher
Portfolio:	None
Party:	Independent
Committees:	Government Assurances, Agriculture



Performance

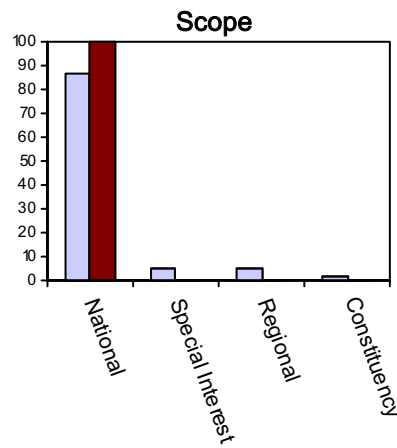
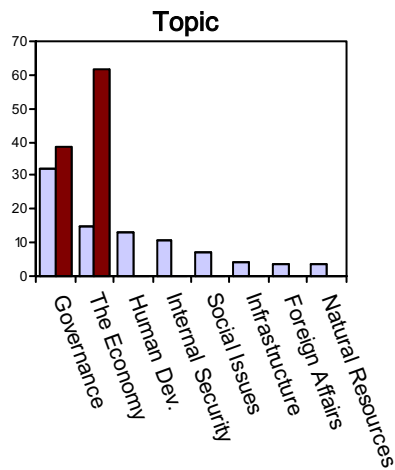
Plenary			Committee		
	Score	Percentile		Score	Percentile
Attendance	19 / 89	33	Attendance	10 / 64	18
Participation	27 / 117651	20	Participation	4 / 150	25
Influence	44 / 117651	71			

Political Position

INSUFFICIENT POSITION DATA AVAILABLE

Focus

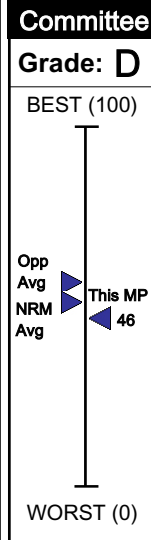
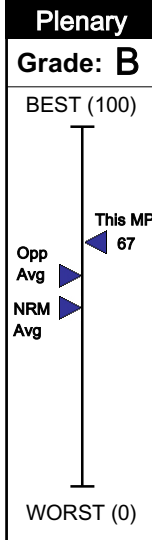
Parliament Average: ■ This MP: ■



Bagiire Aggrey Henry



Constituency:	Bunya County West
District:	Mayuge
Status:	Backbencher
Portfolio:	None
Party:	NRM
Committees:	Agriculture, Commissions



Performance

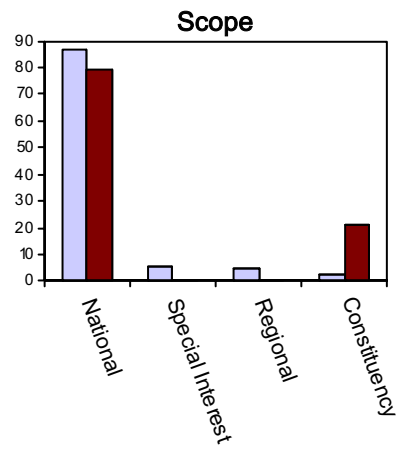
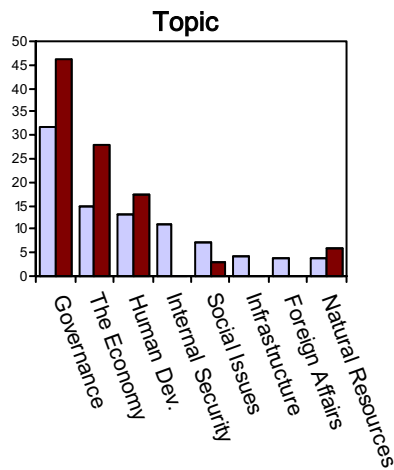
Plenary			Committee		
	Score	Percentile		Score	Percentile
Attendance	27 / 89	62	Attendance	34 / 69	62
Participation	104 / 117651	42	Participation	227 / 5865	38
Influence	157 / 117651	76			

Political Position

INSUFFICIENT POSITION DATA AVAILABLE

Focus

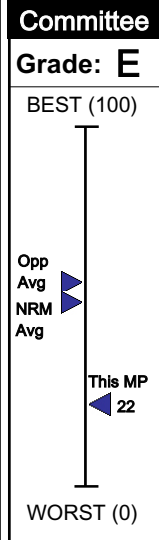
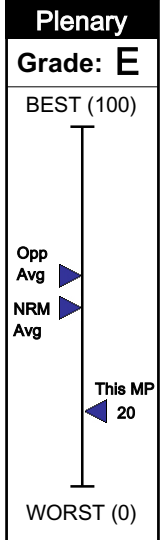
Parliament Average: ■ This MP: ■



Bahane Niyibizi Silver



Constituency:	Bufumbira County North
District:	Kisoro
Status:	Backbencher
Portfolio:	None
Party:	NRM
Committees:	Tourism, Local Government



Performance

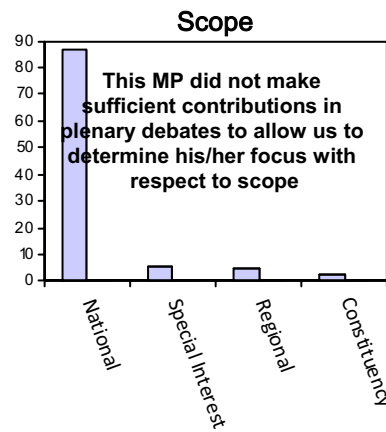
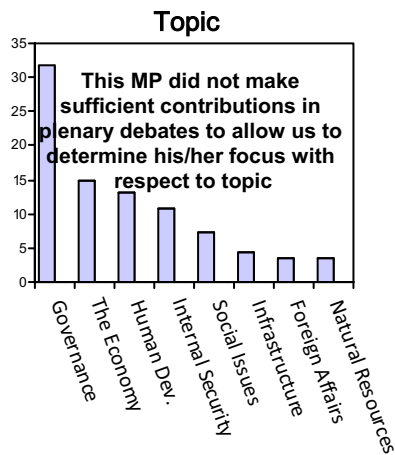
Plenary			Committee		
	Score	Percentile		Score	Percentile
Attendance	24 / 89	49	Attendance	43 / 95	56
Participation	0 / 117651	0	Participation	34 / 3110	12
Influence	0 / 117651	0			

Political Position

INSUFFICIENT POSITION DATA AVAILABLE

Focus

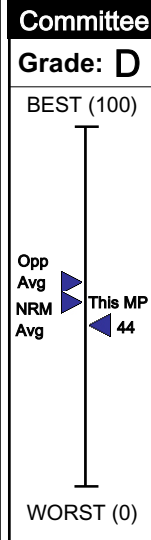
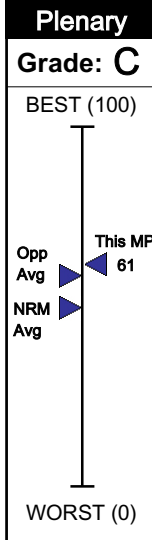
Parliament Average: ■ This MP: ■



Bahati David



Constituency:	Ndorwa County West
District:	Kabale
Status:	Backbencher
Portfolio:	None
Party:	NRM
Committees:	National Economy, ICT



Performance

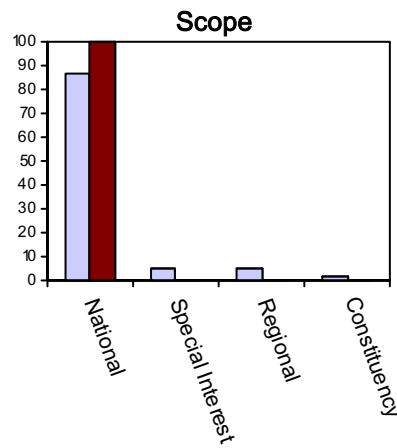
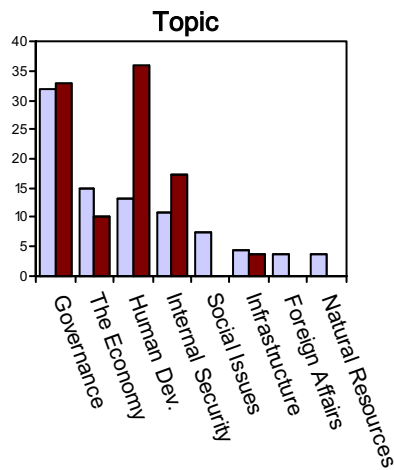
Plenary			Committee		
	Score	Percentile		Score	Percentile
Attendance	34 / 89	85	Attendance	23 / 45	65
Participation	173 / 117651	56	Participation	189 / 5959	30
Influence	0 / 117651	0			

Political Position

INSUFFICIENT POSITION DATA AVAILABLE

Focus

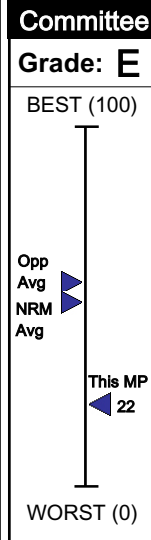
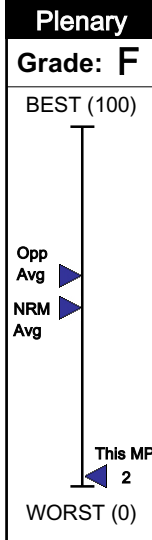
Parliament Average: ■ This MP: ■



Bakaluba Mukasa Peter



Constituency:	Mukono County North
District:	Mukono
Status:	Backbencher
Portfolio:	None
Party:	NRM
Committees:	Equal Opportunities,



Performance

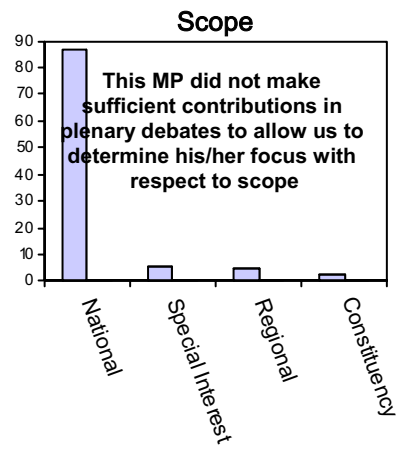
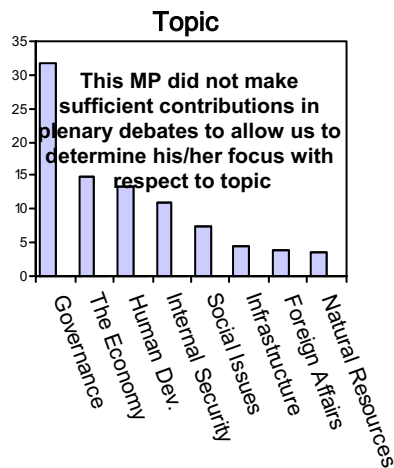
Plenary			Committee		
	Score	Percentile		Score	Percentile
Attendance	9 / 89	6	Attendance	1 / 18	6
Participation	0 / 117651	0	Participation	25 / 364	60
Influence	0 / 117651	0			

Political Position

INSUFFICIENT POSITION DATA AVAILABLE

Focus

Parliament Average: ■ This MP: ■

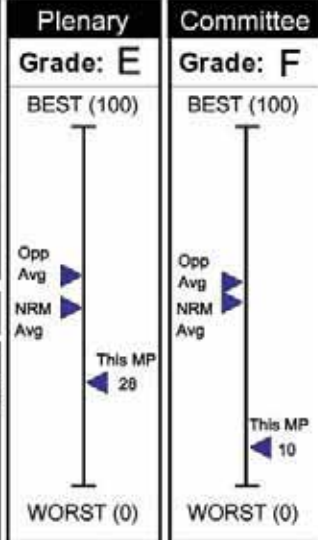


Bakeine Mabel L. K.



Constituency: Bugangaizi County
District: Kibale
Status: Backbencher
Portfolio: None

Party: NRM
Committees: Local Government, Infrastructure



Performance

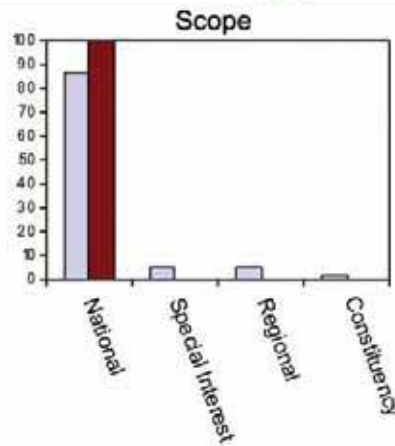
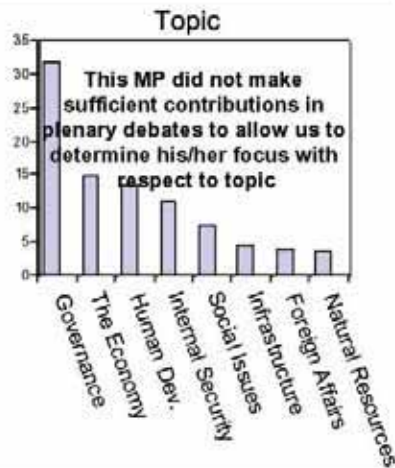
Plenary			Committee		
	Score	Percentile		Score	Percentile
Attendance	20 / 80	37	Attendance	31 / 118	29
Participation	69 / 117651	31	Participation	23 / 1979	13
Influence	0 / 117651	0			

Political Position

INSUFFICIENT POSITION DATA AVAILABLE

Focus

Parliament Average: This MP:



Bakkabulindi Charles



Constituency:	Workers
District:	N/A
Status:	Minister of State
Portfolio:	Sports
Party:	NRM
Committees:	N/A

Plenary
Grade: F
BEST (100)
WORST (0)

Committee
Grade: N/A
<p>Not Available</p>

Performance

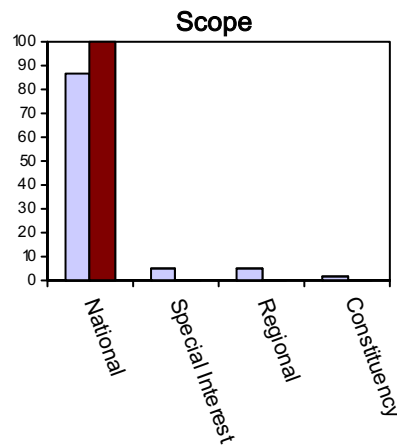
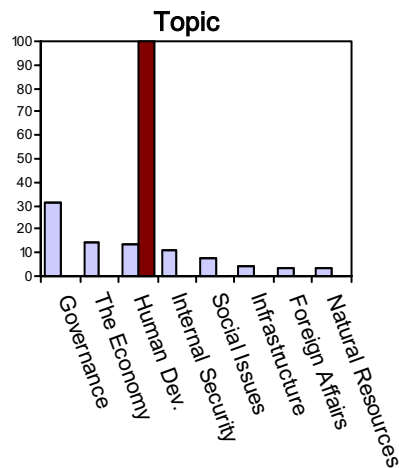
Plenary			Committee		
	Score	Percentile		Score	Percentile
Attendance	7 / 89	4	Attendance	N/A	N/A
Participation	26 / 117651	19	Participation	N/A	N/A
Influence	0 / 117651	0			

Political Position

INSUFFICIENT POSITION DATA AVAILABLE

Focus

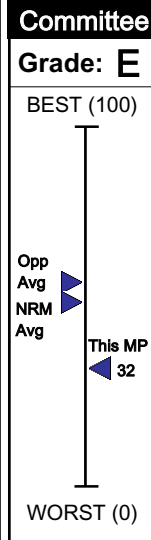
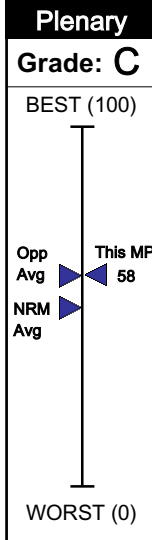
Parliament Average: ■ This MP: ■



Bako Christine Abia



Constituency:	Women
District:	Arua
Status:	Shadow Cabinet
Portfolio:	Education and Sports
Party:	FDC
Committees:	Social Services, Budget



Performance

Plenary		
	Score	Percentile
Attendance	24 / 89	49
Participation	601 / 117651	81
Influence	0 / 117651	0

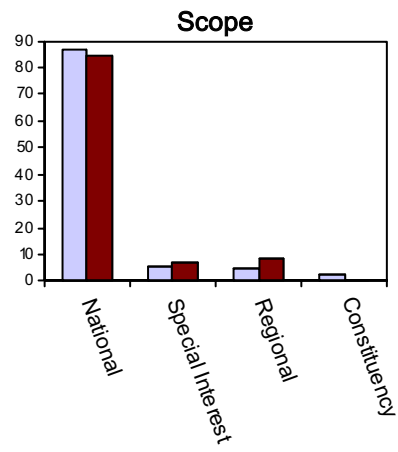
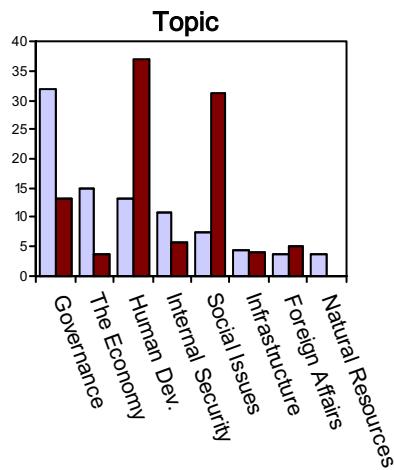
Committee		
	Score	Percentile
Attendance	5 / 43	14
Participation	43 / 473	70

Political Position

INSUFFICIENT POSITION DATA AVAILABLE

Focus

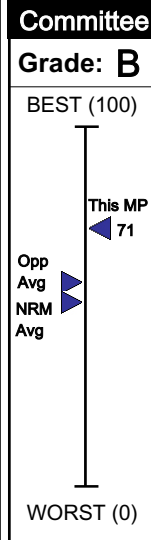
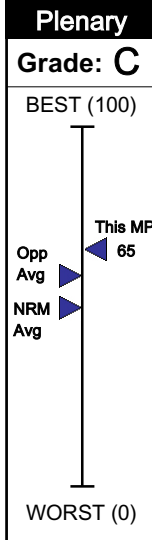
Parliament Average: ■ This MP: ■



Bakunda Alex Byarugaba



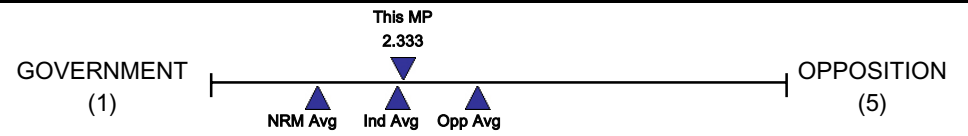
Constituency:	Isingiro County South
District:	Isingiro
Status:	Backbencher
Portfolio:	None
Party:	NRM
Committees:	Local Government, Public Service



Performance

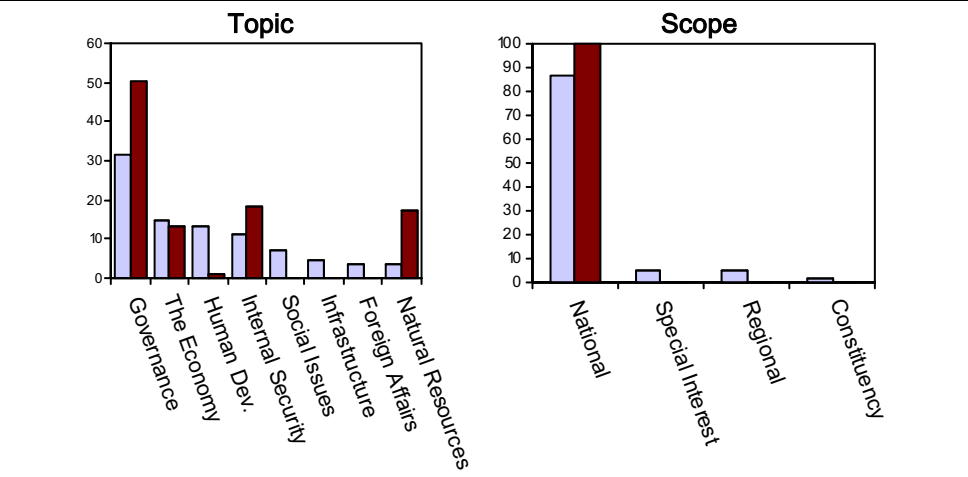
Plenary			Committee		
	Score	Percentile		Score	Percentile
Attendance	33 / 89	81	Attendance	64 / 96	86
Participation	352 / 117651	69	Participation	387 / 1E+0	34
Influence	0 / 117651	0			

Political Position



Focus

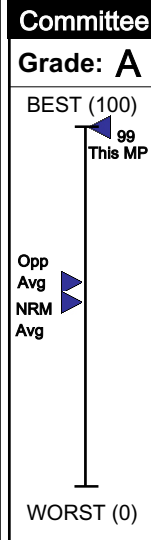
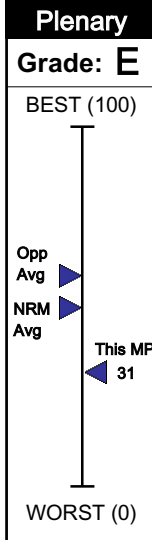
Parliament Average: ■ This MP: ■



Baliddawa Edward Kafufu



Constituency:	Kigulu County North
District:	Iganga
Status:	Committee Chairperson
Portfolio:	None
Party:	NRM
Committees:	Business, Science & Technology, ICT



Performance

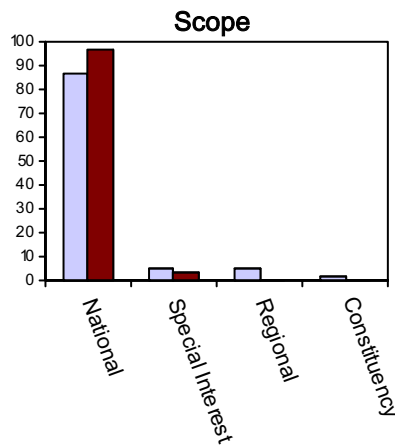
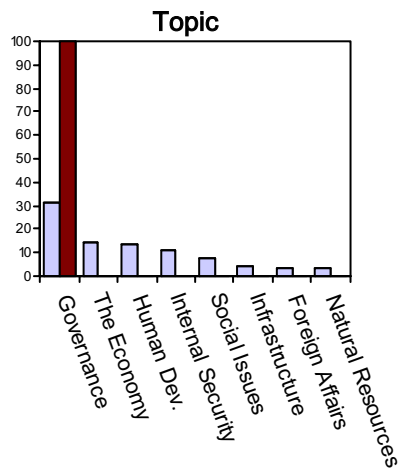
Plenary			Committee		
	Score	Percentile		Score	Percentile
Attendance	22 / 89	45	Attendance	42 / 46	100
Participation	51 / 117651	25	Participation	1830 / 8471	90
Influence	0 / 117651	0			

Political Position

INSUFFICIENT POSITION DATA AVAILABLE

Focus

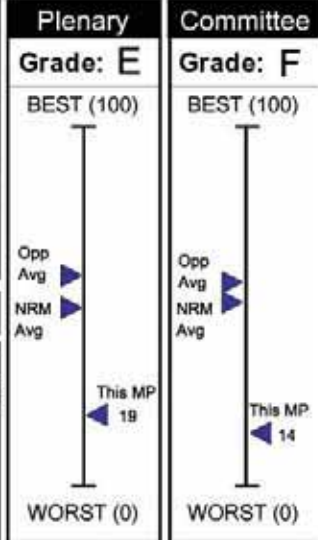
Parliament Average: ■ This MP: ■



Balikowa Henry



Constituency:	Budlope County
District:	Kamuli
Status:	Backbencher
Portfolio:	None
Party:	NRM
Committees:	Budget, Gender



Performance

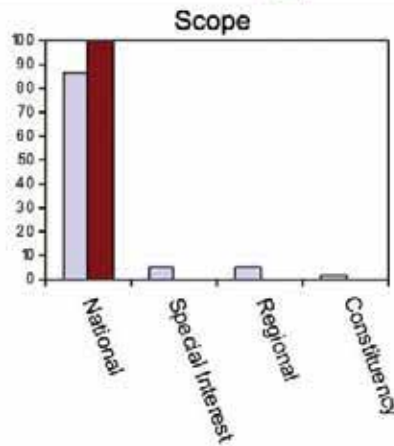
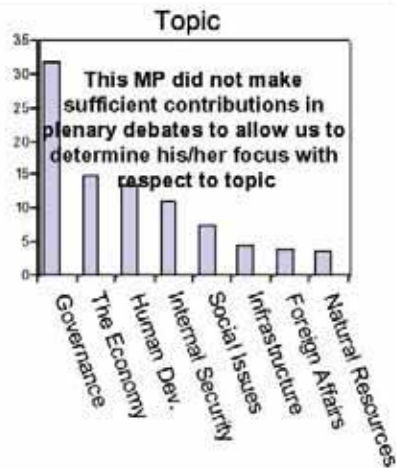
Plenary			Committee		
	Score	Percentile		Score	Percentile
Attendance	18/80	27	Attendance	16/57	32
Participation	46/117651	24	Participation	31/2182	18
Influence	0/117651	0			

Political Position

INSUFFICIENT POSITION DATA AVAILABLE

Focus

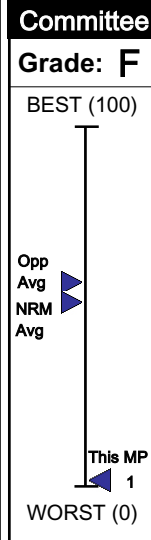
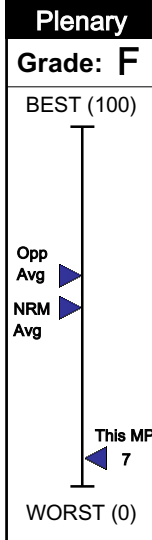
Parliament Average: ■ This MP: ■



Balikudembe Mutebi Joseph



Constituency:	Busiuro County South
District:	Wakiso
Status:	Backbencher
Portfolio:	None
Party:	DP
Committees:	Appointments, Gender



Performance

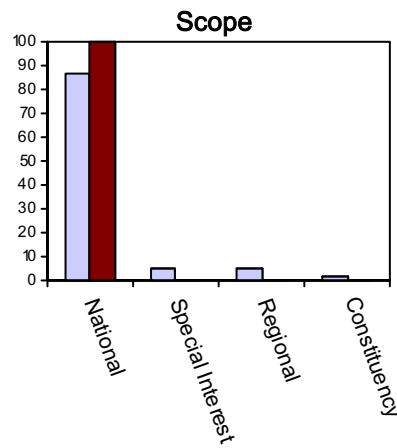
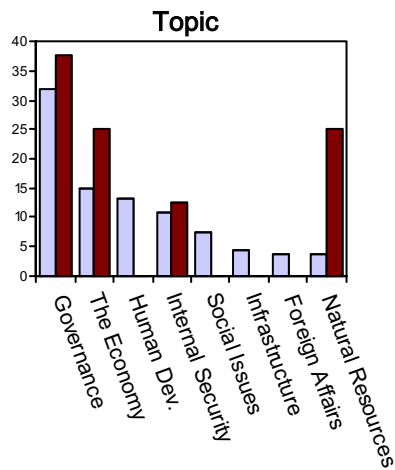
Plenary			Committee		
	Score	Percentile		Score	Percentile
Attendance	12 / 89	11	Attendance	3 / 46	8
Participation	15 / 117651	16	Participation	0 / 462	0
Influence	0 / 117651	0			

Political Position

INSUFFICIENT POSITION DATA AVAILABLE

Focus

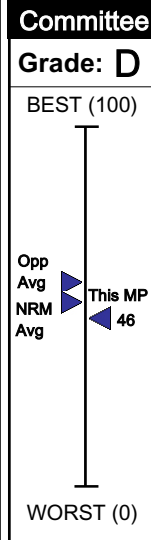
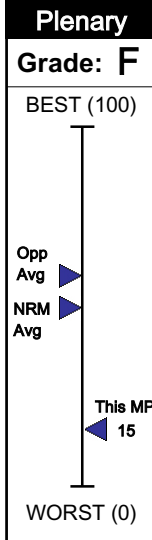
Parliament Average: ■ This MP: ■



Balingirira Abdul Nakendo



Constituency:	Bukooli County North
District:	Bugiri
Status:	Backbencher
Portfolio:	None
Party:	NRM
Committees:	Government Assurances, Foreign Affairs



Performance

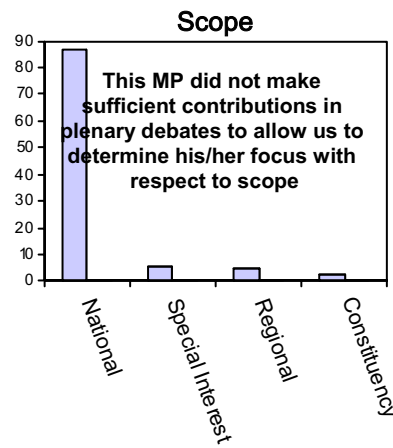
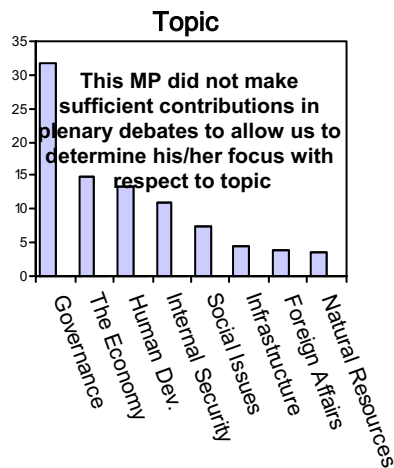
Plenary			Committee		
	Score	Percentile		Score	Percentile
Attendance	21 / 89	40	Attendance	15 / 34	54
Participation	0 / 117651	0	Participation	23 / 475	47
Influence	0 / 117651	0			

Political Position

INSUFFICIENT POSITION DATA AVAILABLE

Focus

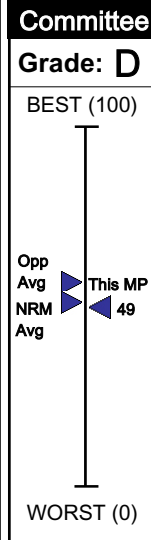
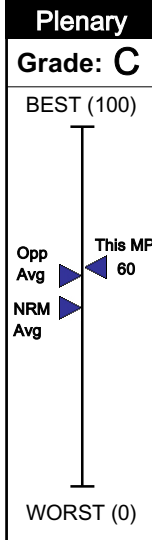
Parliament Average: ■ This MP: ■



Balyejjusa Julius



Constituency:	People with Disabilities
District:	N/A
Status:	Backbencher
Portfolio:	None
Party:	NRM
Committees:	Finance, National Economy



Performance

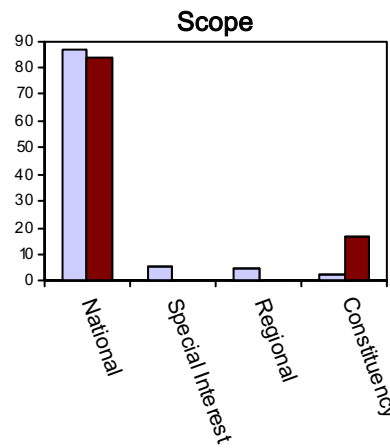
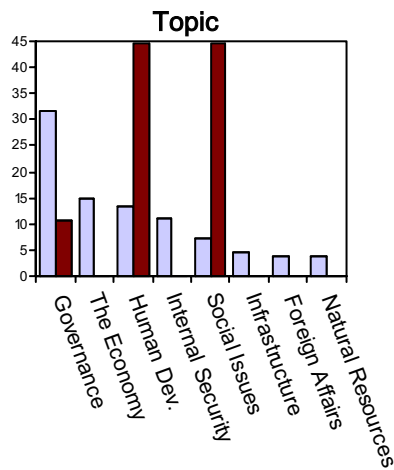
Plenary			Committee		
	Score	Percentile		Score	Percentile
Attendance	25 / 89	54	Attendance	13 / 39	39
Participation	110 / 117651	43	Participation	49 / 673	62
Influence	28 / 117651	68			

Political Position

INSUFFICIENT POSITION DATA AVAILABLE

Focus

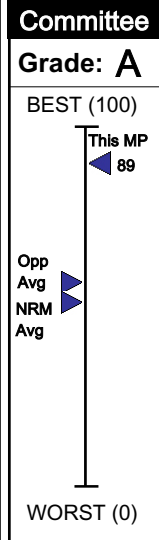
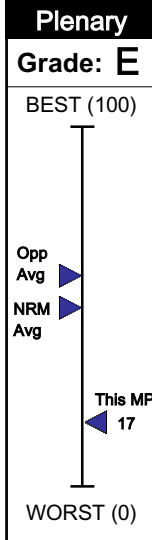
Parliament Average: ■ This MP: ■



Bangirana Kawoya Anifa



Constituency:	Women
District:	Sembabule
Status:	Backbencher
Portfolio:	None
Party:	NRM
Committees:	HIV/AIDS, Natural Resources



Performance

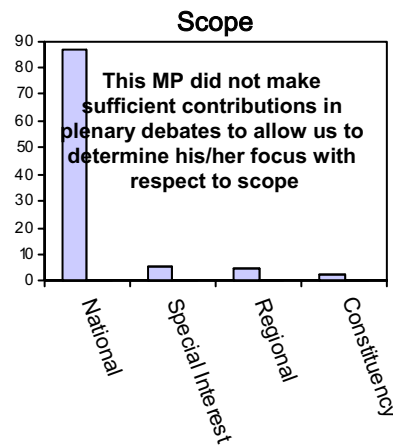
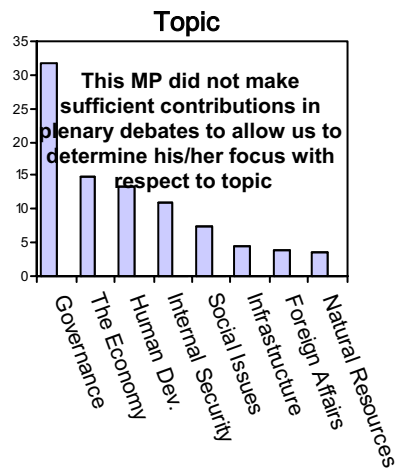
Plenary			Committee		
	Score	Percentile		Score	Percentile
Attendance	22 / 89	45	Attendance	30 / 49	80
Participation	0 / 117651	0	Participation	63 / 726	69
Influence	0 / 117651	0			

Political Position

INSUFFICIENT POSITION DATA AVAILABLE

Focus

Parliament Average: ■ This MP: ■

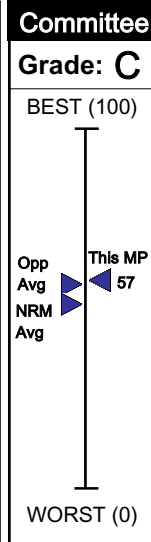
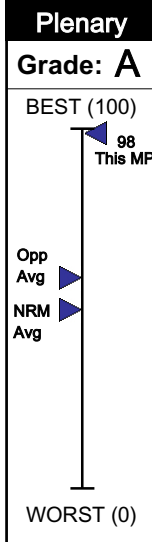


Banyenzaki Henry



Constituency: Rubanda County West
District: Kabale
Status: Backbencher
Portfolio: None

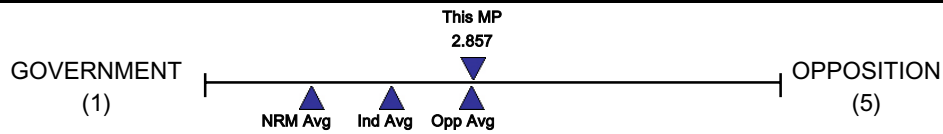
Party: NRM
Committees: Budget, Finance



Performance

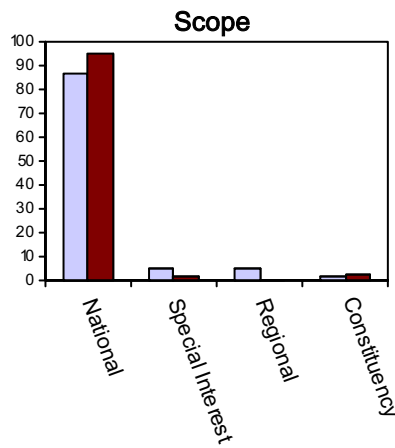
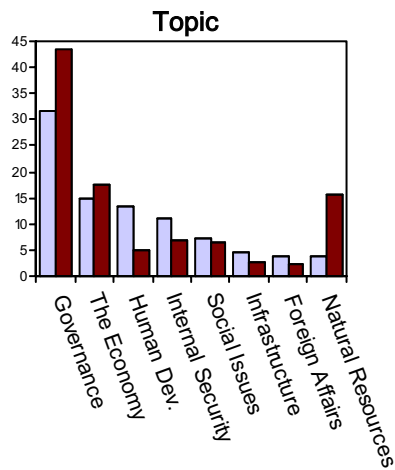
Plenary			Committee		
	Score	Percentile		Score	Percentile
Attendance	54 / 89	99	Attendance	32 / 47	89
Participation	1520 / 117651	96	Participation	32 / 1866	20
Influence	1946 / 117651	96			

Political Position



Focus

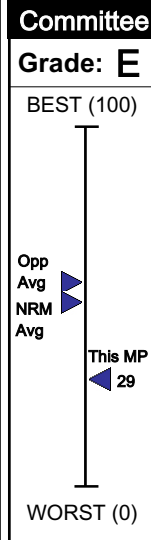
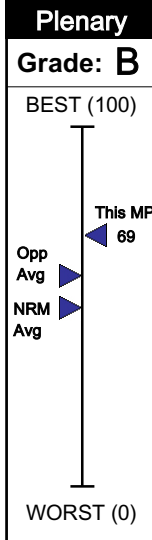
Parliament Average: █ This MP: █



Bartille Johnson Toskin



Constituency:	Kongasis County
District:	Bukwa
Status:	Backbencher
Portfolio:	None
Party:	NRM
Committees:	Public Accounts, Infrastructure



Performance

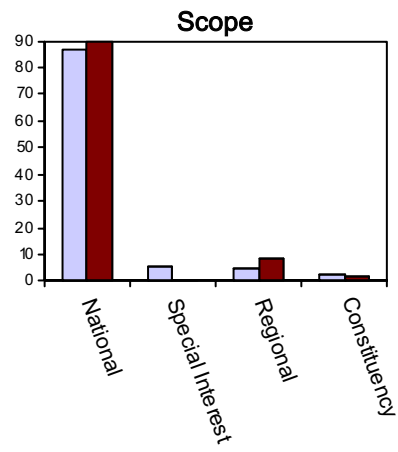
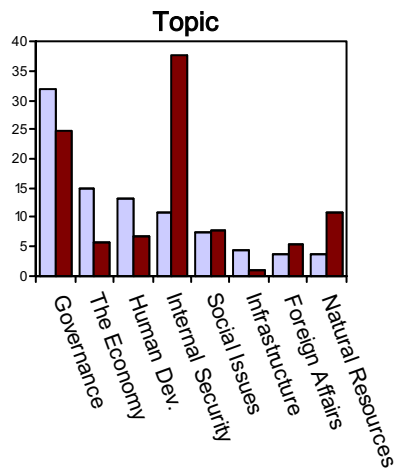
Plenary			Committee		
	Score	Percentile		Score	Percentile
Attendance	34 / 89	85	Attendance	59 / 132	55
Participation	396 / 117651	73	Participation	73 / 2965	24
Influence	0 / 117651	0			

Political Position

INSUFFICIENT POSITION DATA AVAILABLE

Focus

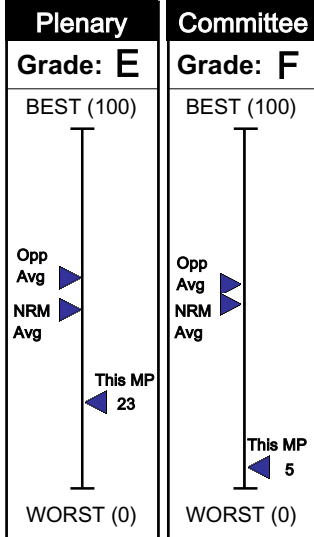
Parliament Average: ■ This MP: ■



Barumba Beatrice Rusaniya



Constituency:	Women
District:	Kiruhura
Status:	Backbencher
Portfolio:	None
Party:	Independent
Committees:	Social Services, Appointments



Performance

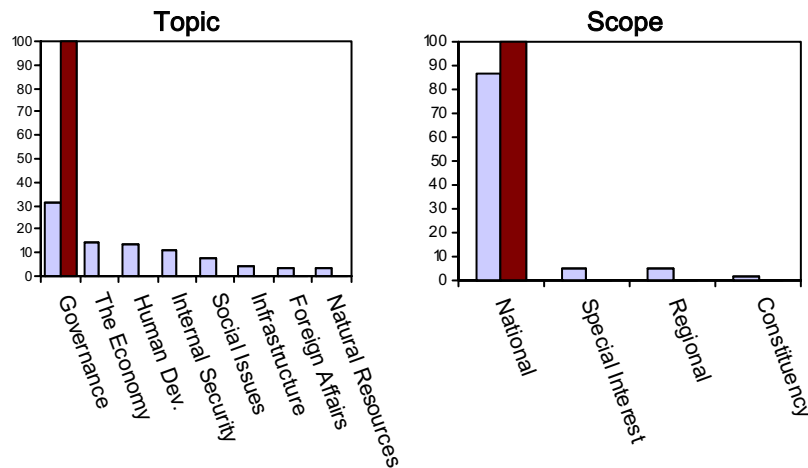
Plenary			Committee		
	Score	Percentile		Score	Percentile
Attendance	18 / 89	27	Attendance	7 / 32	25
Participation	68 / 117651	31	Participation	0 / 400	0
Influence	0 / 117651	0			

Political Position

INSUFFICIENT POSITION DATA AVAILABLE

Focus

Parliament Average: ■ This MP: ■

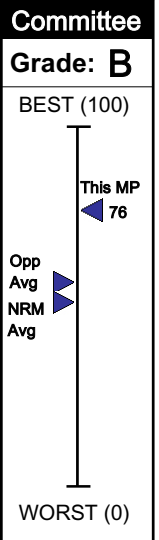
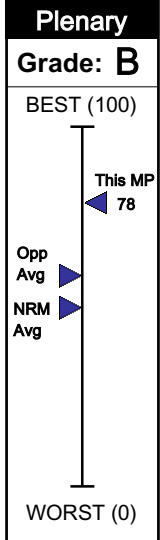


Baryomunsi Chris



Constituency: Kinkiizi County East
District: Kanungu
Status: Backbencher
Portfolio: None

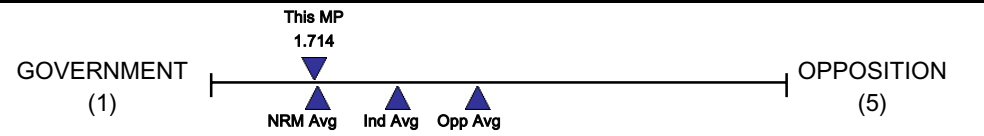
Party: NRM
Committees: HIV/AIDS, Social Services



Performance

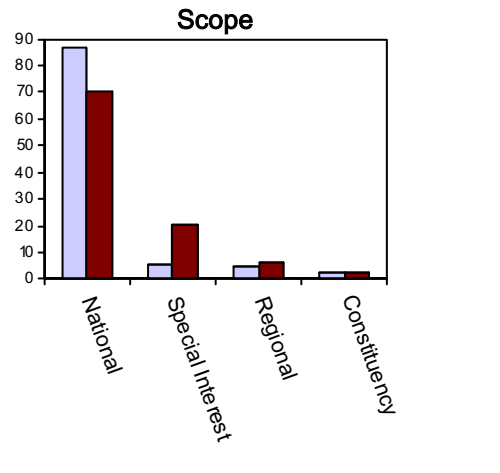
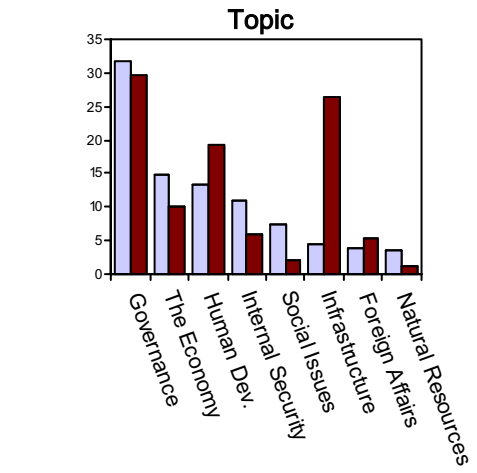
Plenary			Committee		
	Score	Percentile		Score	Percentile
Attendance	42 / 89	95	Attendance	15 / 38	47
Participation	830 / 117651	89	Participation	307 / 2421	79
Influence	0 / 117651	0			

Political Position



Focus

Parliament Average: ■ This MP: ■



Bazana Kabwegyere Tarsis



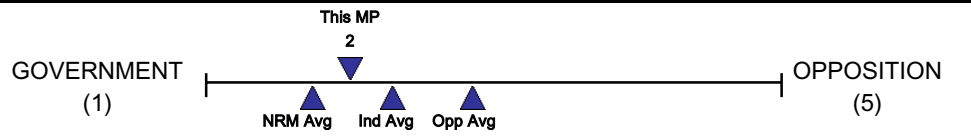
Constituency:	Igara County West
District:	Bushenyi
Status:	Minister
Portfolio:	Relief and Disaster Preparedness
Party:	NRM
Committees:	N/A

Plenary	Committee
Grade: A	Grade: N/A
BEST (100)	Not Available
▲ 93 This MP	
▲ Opp Avg	
▲ NRM Avg	
WORST (0)	

Performance

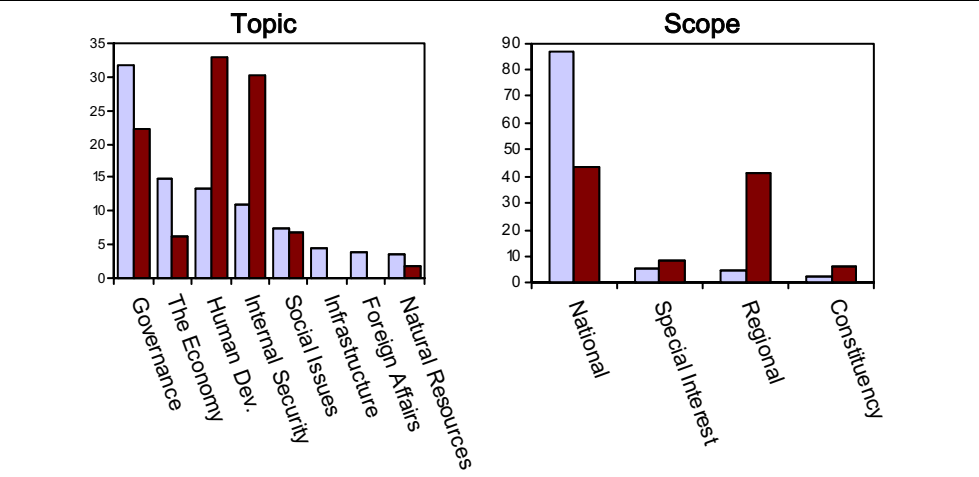
Plenary			Committee		
	Score	Percentile		Score	Percentile
Attendance	35 / 89	86	Attendance	N/A	N/A
Participation	1269 / 117651	92	Participation	N/A	N/A
Influence	948 / 117651	91			

Political Position



Focus

Parliament Average: This MP:



Bbumba Syda Namirembe



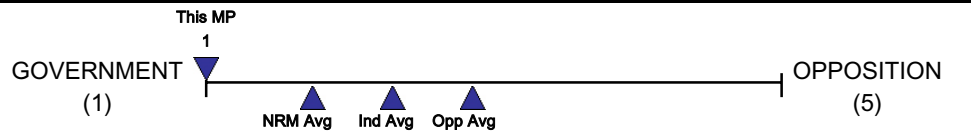
Constituency:	Nakaseke County
District:	Nakaseke
Status:	Minister
Portfolio:	Gender, Labour and Social Affairs
Party:	NRM
Committees:	N/A

Plenary	Committee
Grade: B	Grade: N/A
BEST (100)	Not Available
This MP 74	
Opp Avg	
NRM Avg	
WORST (0)	

Performance

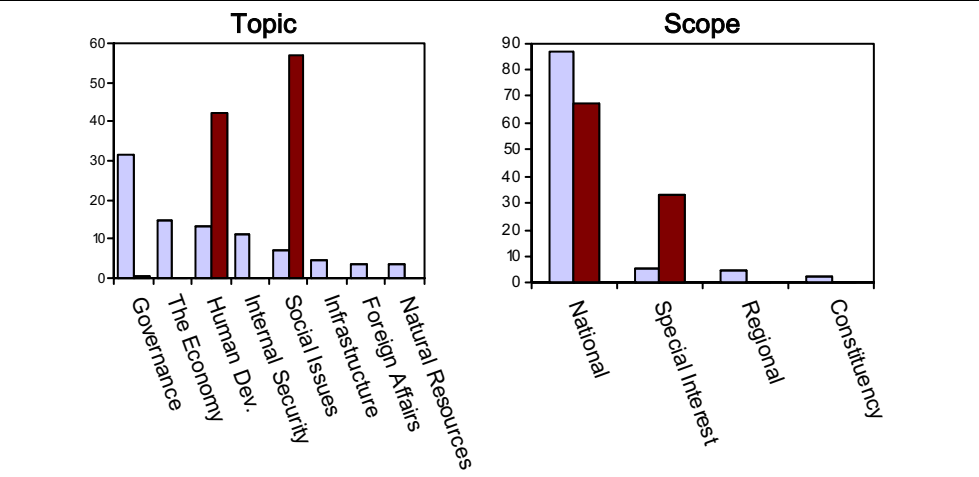
Plenary			Committee		
	Score	Percentile		Score	Percentile
Attendance	16 / 89	21	Attendance	N/A	N/A
Participation	601 / 117651	81	Participation	232 / 544	98
Influence	1741 / 117651	94			

Political Position



Focus

Parliament Average: ■ This MP: ■



Bihande Bwambale Yokasi



Constituency:	Bukonjo County East
District:	Kasese
Status:	Backbencher
Portfolio:	None
Party:	FDC
Committees:	Defence

Plenary	Committee
Grade: E	Grade: N/A
BEST (100)	Not Available
Opp Avg ▶	
NRM Avg ▶	
This MP ▶ 27	
WORST (0)	

Performance

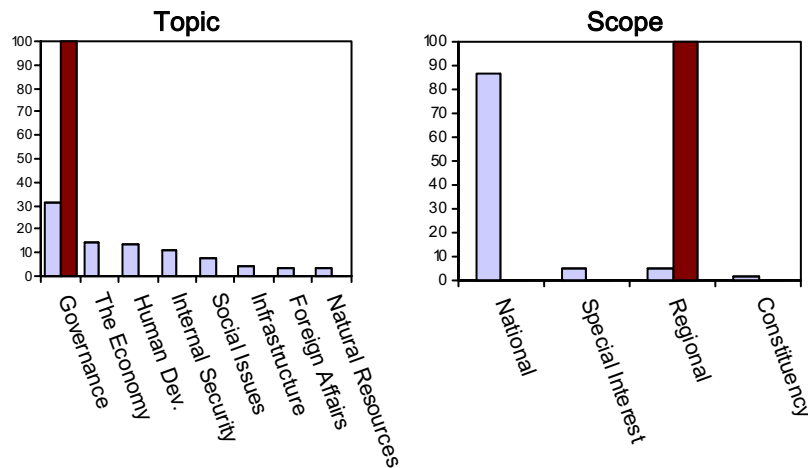
Plenary			Committee		
	Score	Percentile		Score	Percentile
Attendance	29 / 52	46	Attendance	0 / 9	0
Participation	9 / 72359	14	Participation	N/A	N/A
Influence	0 / 72359	0			

Political Position

INSUFFICIENT POSITION DATA AVAILABLE

Focus

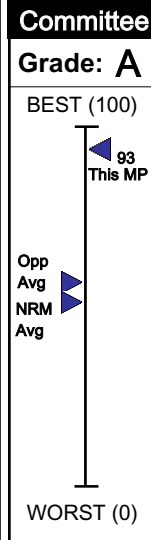
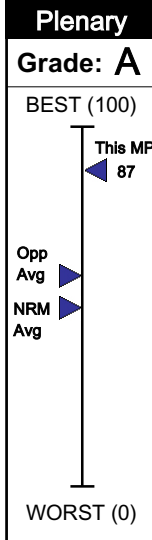
Parliament Average: ■ This MP: ■



Bikwasizehi K. Deusedit



Constituency:	Buhweju County
District:	Bushenyi
Status:	Committee Chairperson
Portfolio:	None
Party:	NRM
Committees:	Science & Technology, Business, Agriculture



Performance

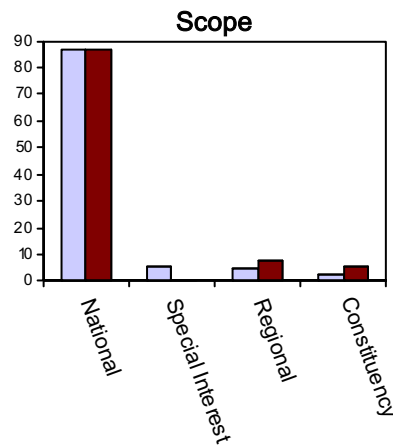
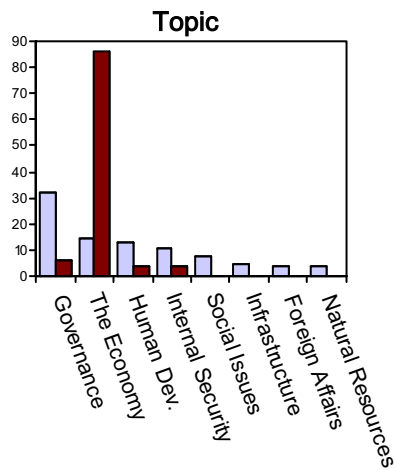
Plenary			Committee		
	Score	Percentile		Score	Percentile
Attendance	34 / 89	85	Attendance	42 / 56	95
Participation	347 / 117651	68	Participation	237 / 3328	60
Influence	1005 / 117651	91			

Political Position

INSUFFICIENT POSITION DATA AVAILABLE

Focus

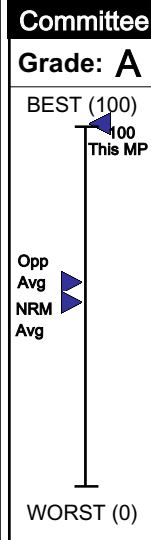
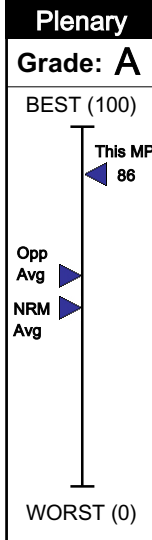
Parliament Average: ■ This MP: ■



Bintu Abwooli Lukumu Jalia



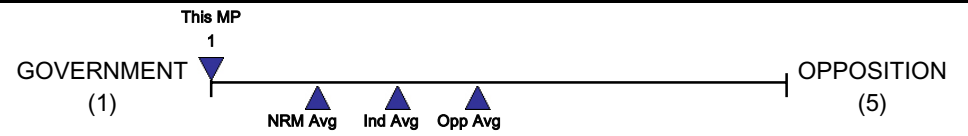
Constituency:	Women
District:	Masindi
Status:	Committee Chairperson
Portfolio:	None
Party:	NRM
Committees:	Business, Equal Opportunities, Foreign Affairs



Performance

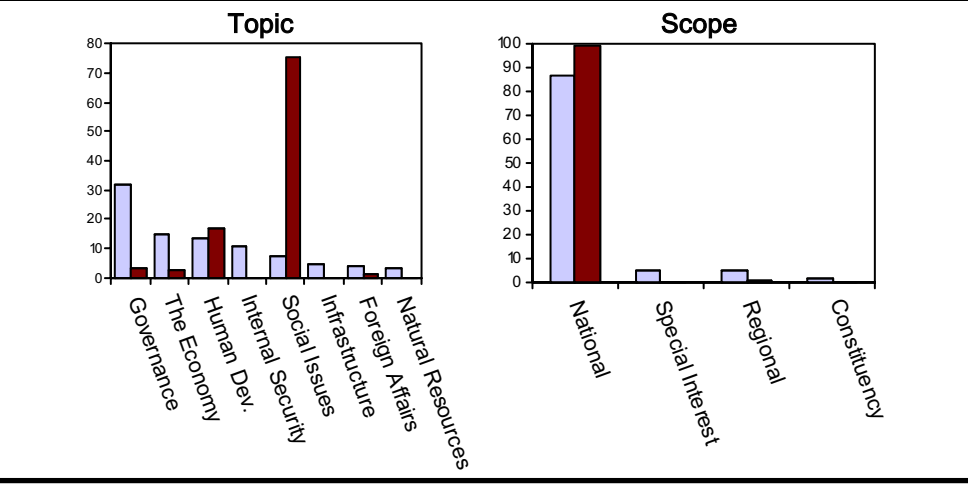
Plenary			Committee		
	Score	Percentile		Score	Percentile
Attendance	29 / 89	70	Attendance	26 / 33	98
Participation	755 / 117651	86	Participation	411 / 1387	95
Influence	540 / 117651	86			

Political Position



Focus

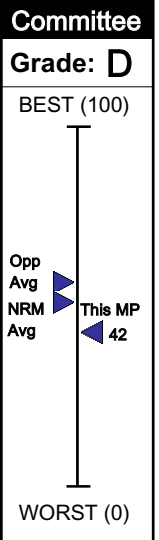
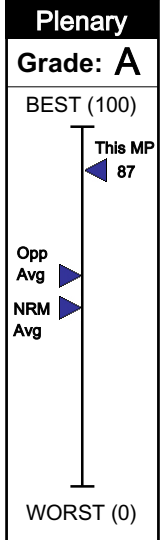
Parliament Average: This MP:



Birekeraawo Nsubuga Mathius



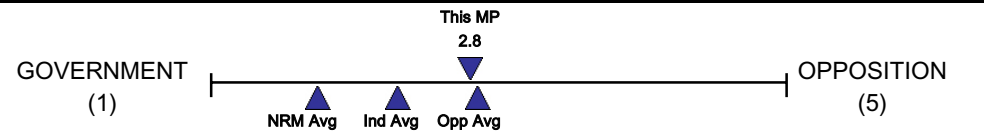
Constituency:	Bukoto County South
District:	Masaka
Status:	Backbencher
Portfolio:	None
Party:	DP
Committees:	Finance



Performance

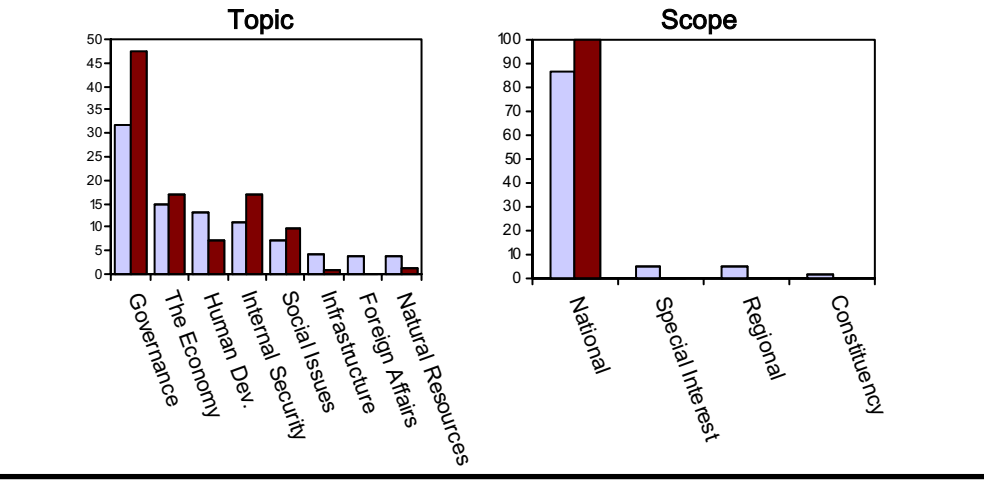
Plenary			Committee		
	Score	Percentile		Score	Percentile
Attendance	37 / 89	90	Attendance	19 / 29	86
Participation	647 / 117651	83	Participation	7 / 1295	8
Influence	67 / 117651	72			

Political Position



Focus

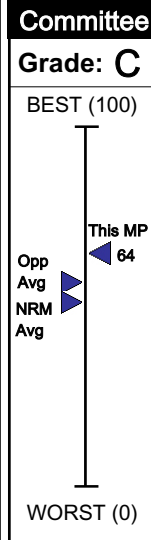
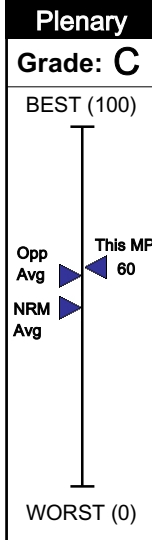
Parliament Average: ■ This MP: ■



Boona Emma



Constituency:	Women
District:	Mbarara
Status:	Backbencher
Portfolio:	None
Party:	NRM
Committees:	Foreign Affairs, Local Government



Performance

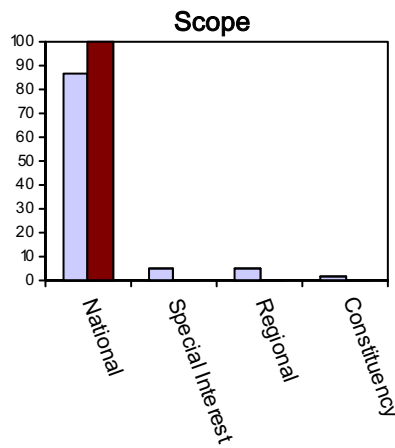
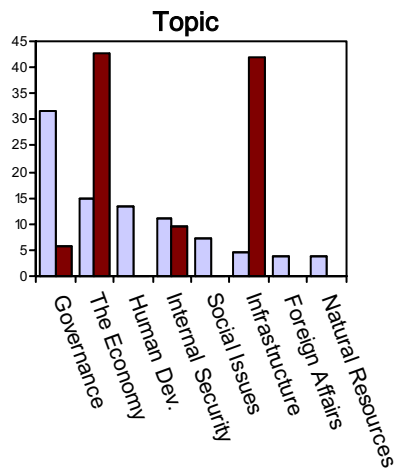
Plenary			Committee		
	Score	Percentile		Score	Percentile
Attendance	33 / 89	81	Attendance	55 / 84	85
Participation	171 / 117651	55	Participation	257 / 8140	29
Influence	0 / 117651	0			

Political Position

INSUFFICIENT POSITION DATA AVAILABLE

Focus

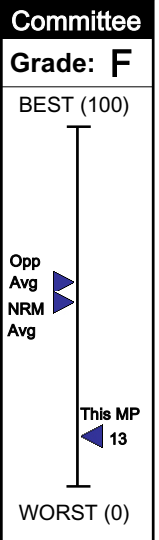
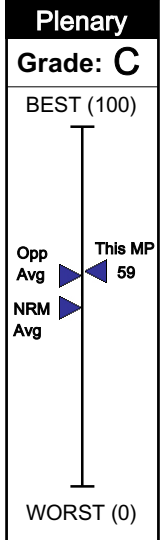
Parliament Average: ■ This MP: ■



Bucyanayandi Tress



Constituency:	Bufumbira County South
District:	Kisoro
Status:	Backbencher
Portfolio:	None
Party:	Independent
Committees:	Commissions, Public Service



Performance

Plenary		
	Score	Percentile
Attendance	34 / 89	85
Participation	149 / 117651	52
Influence	0 / 117651	0

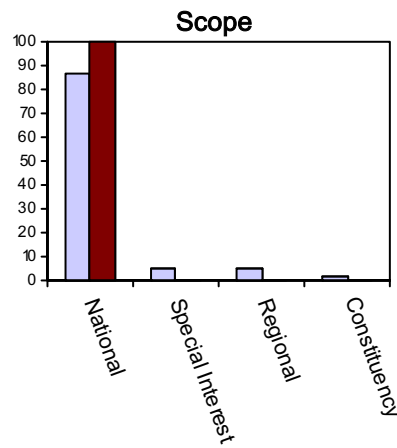
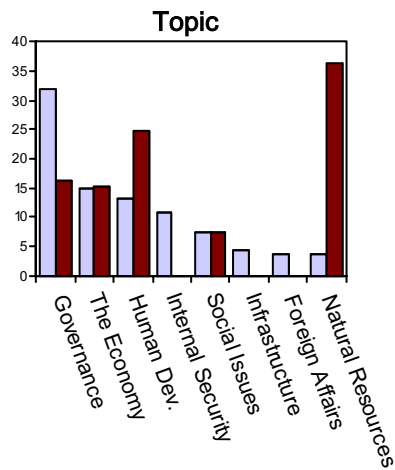
Committee		
	Score	Percentile
Attendance	15 / 51	33
Participation	26 / 2267	13

Political Position

INSUFFICIENT POSITION DATA AVAILABLE

Focus

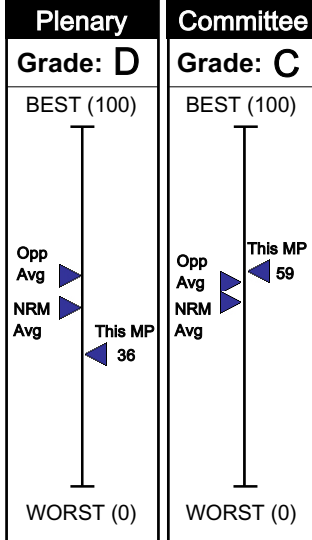
Parliament Average: ■ This MP: ■



Bukeni Gyabi Fred



Constituency:	Bubulo County West
District:	Manafwa
Status:	Backbencher
Portfolio:	None
Party:	NRM
Committees:	Commissions, Natural Resources



Performance

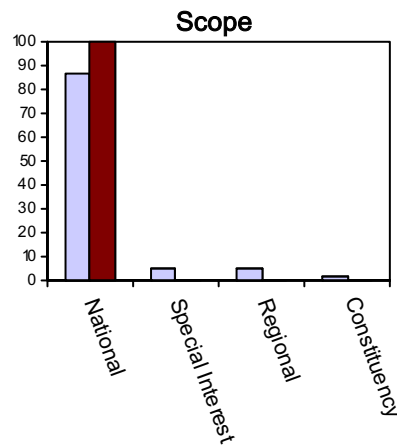
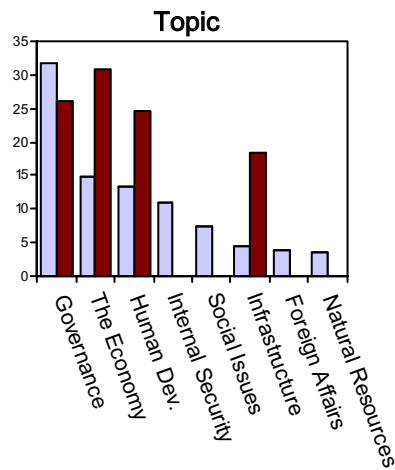
Plenary			Committee		
	Score	Percentile		Score	Percentile
Attendance	24 / 89	49	Attendance	21 / 60	41
Participation	65 / 117651	30	Participation	450 / 5091	70
Influence	0 / 117651	0			

Political Position

INSUFFICIENT POSITION DATA AVAILABLE

Focus

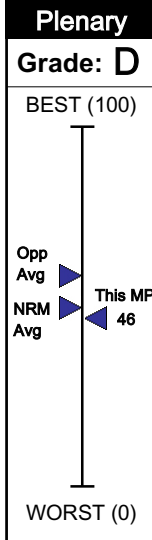
Parliament Average: ■ This MP: ■



Bukenya Gilbert Balibaseka



Constituency:	Busiuro County North
District:	Wakiso
Status:	Vice President
Portfolio:	None
Party:	NRM
Committees:	N/A



Committee
Grade: N/A
Not Available

Performance

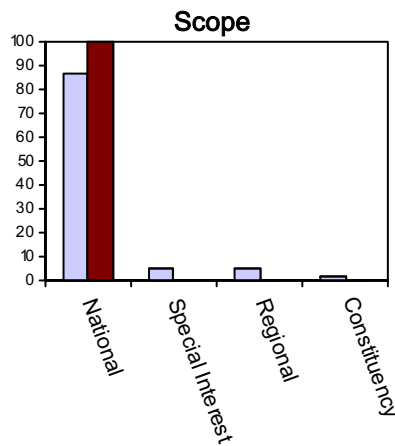
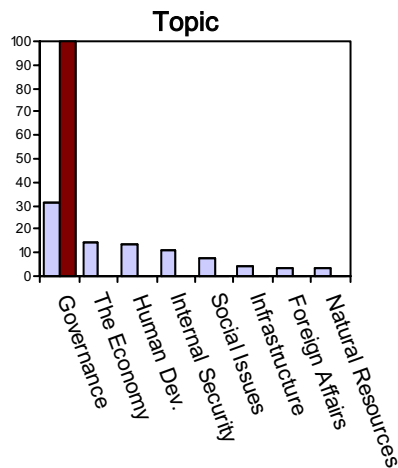
Plenary			Committee		
	Score	Percentile		Score	Percentile
Attendance	4 / 89	2	Attendance	N/A	N/A
Participation	139 / 117651	50	Participation	N/A	N/A
Influence	480 / 117651	85			

Political Position

INSUFFICIENT POSITION DATA AVAILABLE

Focus

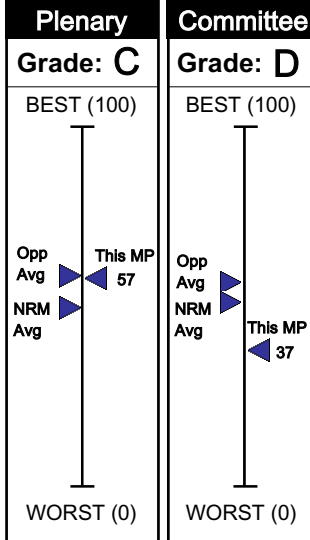
Parliament Average: ■ This MP: ■



Busima Cosmas Mafabi W.



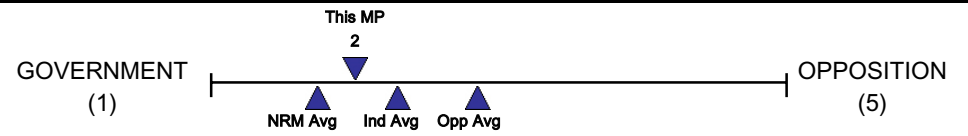
Constituency:	Budadiri County East
District:	Sironko
Status:	Backbencher
Portfolio:	None
Party:	NRM
Committees:	Science & Technology, Infrastructure



Performance

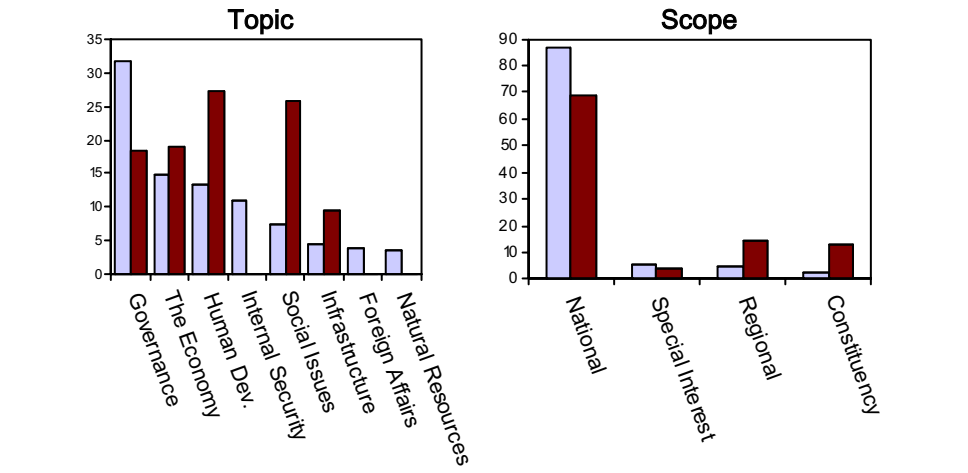
Plenary			Committee		
	Score	Percentile		Score	Percentile
Attendance	29 / 89	70	Attendance	30 / 58	66
Participation	187 / 117651	57	Participation	42 / 1524	26
Influence	0 / 117651	0			

Political Position



Focus

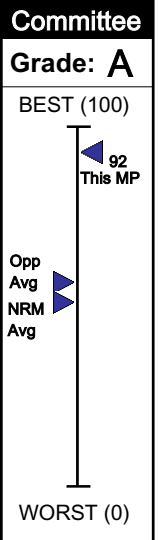
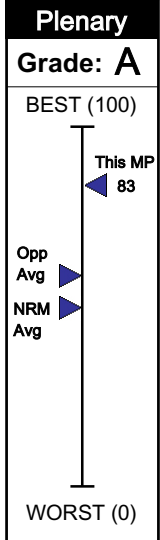
Parliament Average: ■ This MP: ■



Busingye Karoro Okurut Mary



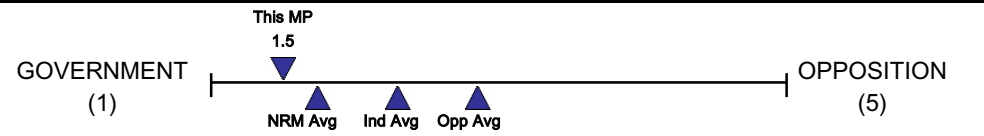
Constituency:	Women
District:	Bushenyi
Status:	Committee Chairperson
Portfolio:	None
Party:	NRM
Committees:	Business, Presidential Affairs, Rules



Performance

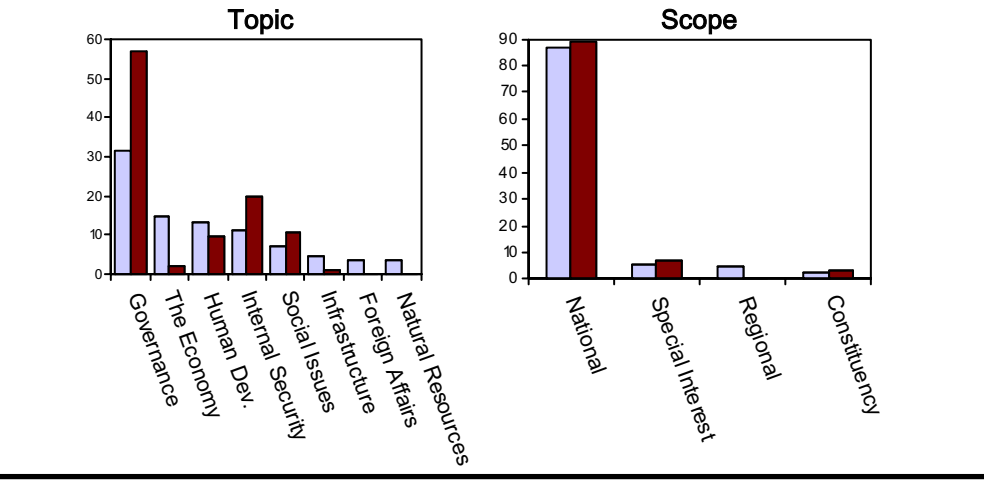
Plenary			Committee		
	Score	Percentile		Score	Percentile
Attendance	30 / 89	75	Attendance	23 / 40	73
Participation	325 / 117651	67	Participation	121 / 925	80
Influence	757 / 117651	88			

Political Position



Focus

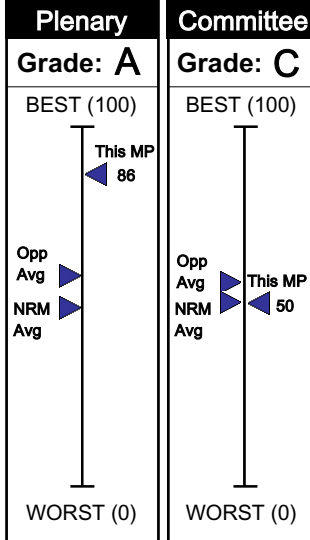
Parliament Average: █ This MP: █



Butime Rwakaikara Tom



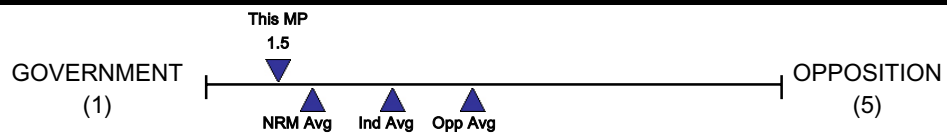
Constituency:	Mwenge County North
District:	Kyenjojo
Status:	Backbencher
Portfolio:	None
Party:	NRM
Committees:	Commissions, Presidential Affairs



Performance

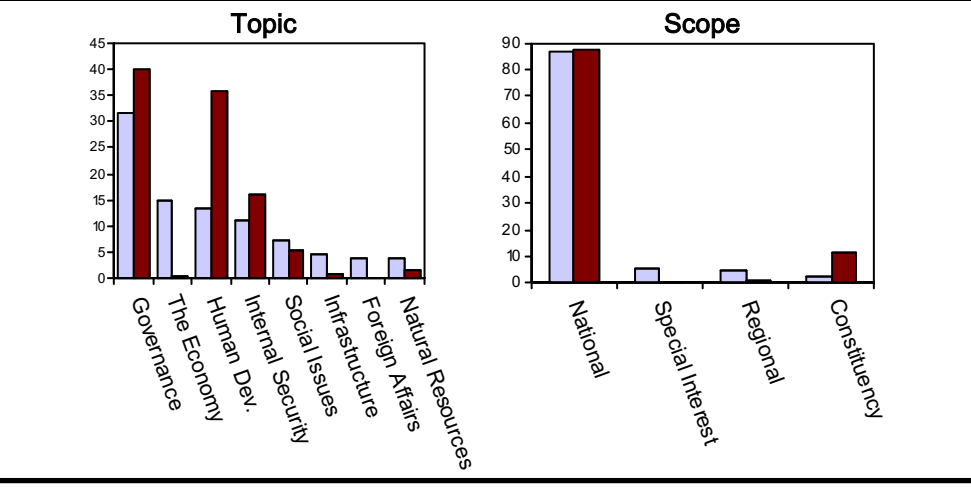
Plenary			Committee		
	Score	Percentile		Score	Percentile
Attendance	28 / 89	66	Attendance	22 / 47	58
Participation	858 / 117651	90	Participation	338 / 7219	45
Influence	516 / 117651	85			

Political Position



Focus

Parliament Average: ■ This MP: ■



Buturo Nsaba James



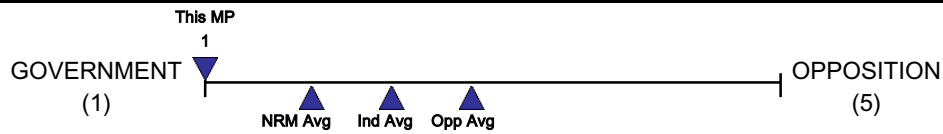
Constituency:	Bufumbira County East
District:	Kisoro
Status:	Minister of State
Portfolio:	Office of Vice President (Ethics)
Party:	NRM
Committees:	N/A

Plenary	Committee
Grade: C	Grade: N/A
BEST (100)	Not Available
This MP 65	
Opp Avg	
NRM Avg	
WORST (0)	

Performance

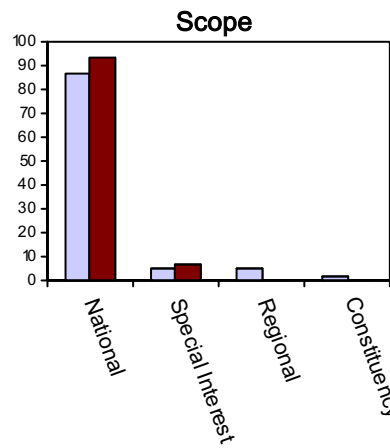
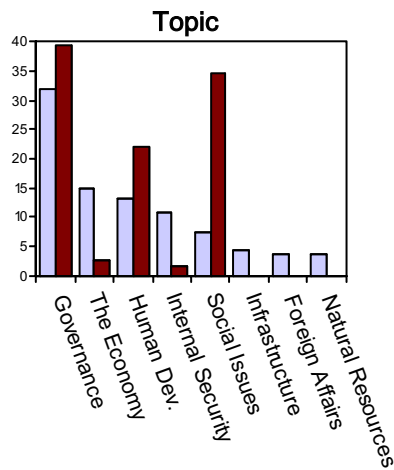
Plenary			Committee		
	Score	Percentile		Score	Percentile
Attendance	21 / 89	40	Attendance	N/A	N/A
Participation	430 / 117651	74	Participation	N/A	N/A
Influence	9 / 117651	64			

Political Position



Focus

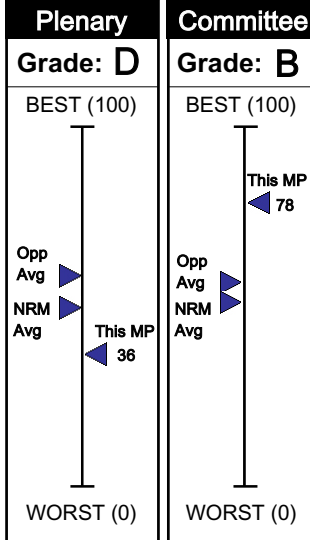
Parliament Average: ■ This MP: ■



Bwerere Kasole Lwanga Edward



Constituency:	Buwekula County
District:	Mubende
Status:	Backbencher
Portfolio:	None
Party:	NRM
Committees:	Social Services, Government Assurances



Performance

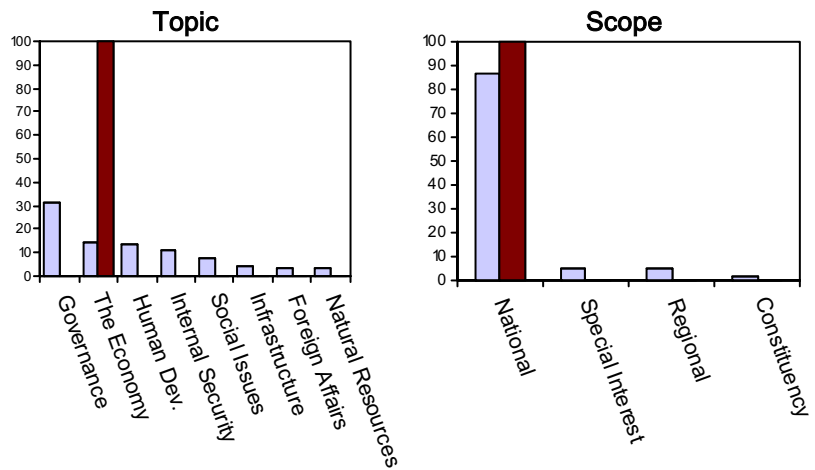
Plenary			Committee		
	Score	Percentile		Score	Percentile
Attendance	28 / 89	66	Attendance	27 / 44	80
Participation	12 / 117651	15	Participation	92 / 1846	48
Influence	0 / 117651	0			

Political Position

INSUFFICIENT POSITION DATA AVAILABLE

Focus

Parliament Average: ■ This MP: ■



Byabagambi John



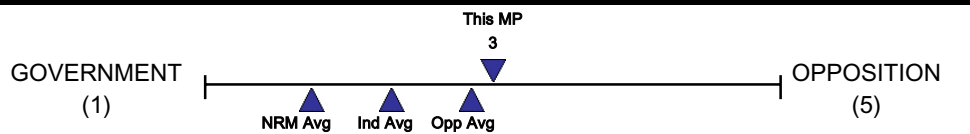
Constituency:	Ibanda County South
District:	Ibanda
Status:	Minister of State
Portfolio:	Works
Party:	NRM
Committees:	N/A

Plenary	Committee
Grade: B	Grade: N/A
BEST (100)	Not Available
This MP 69	
Opp Avg	
NRM Avg	
WORST (0)	

Performance

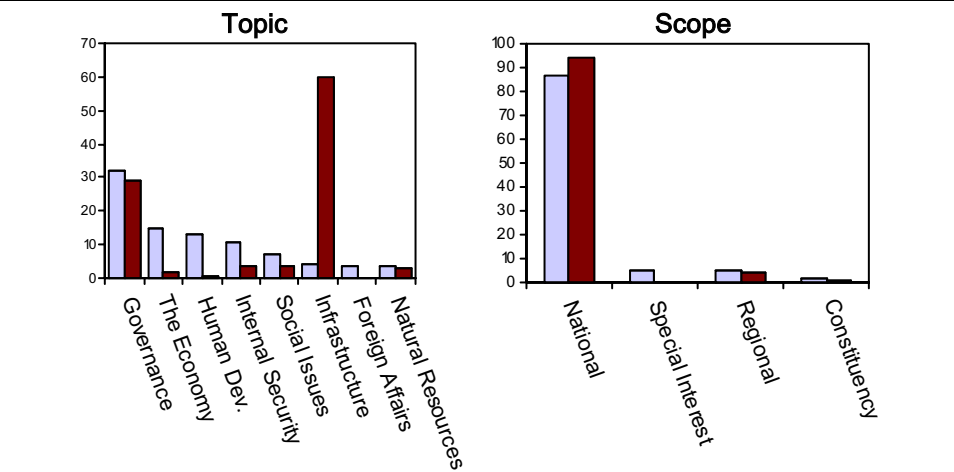
Plenary			Committee		
	Score	Percentile		Score	Percentile
Attendance	18 / 89	27	Attendance	N/A	N/A
Participation	1321 / 117651	93	Participation	N/A	N/A
Influence	8 / 117651	64			

Political Position



Focus

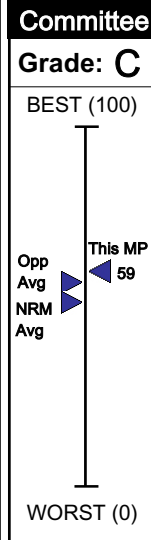
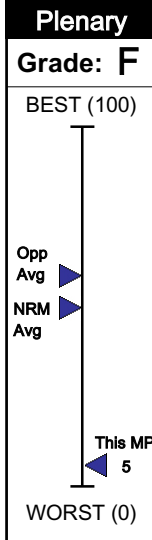
Parliament Average: ■ This MP: ■



Byamukama Nulu



Constituency:	Kitagwenda County
District:	Kamwenge
Status:	Backbencher
Portfolio:	None
Party:	NRM
Committees:	Gender



Performance

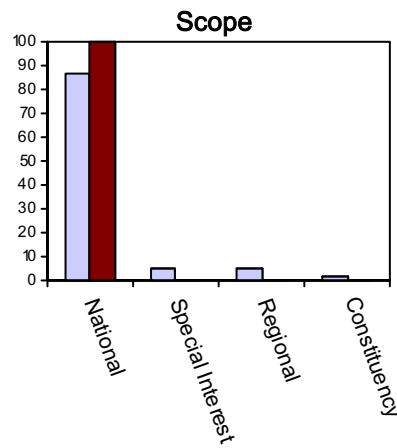
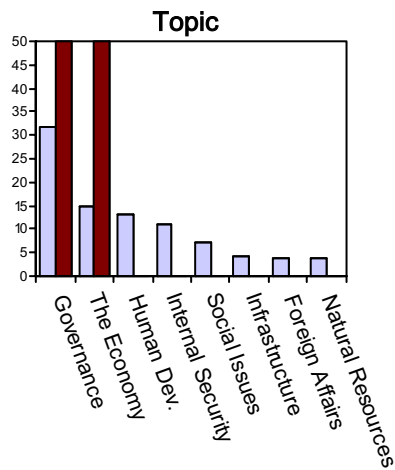
Plenary			Committee		
	Score	Percentile		Score	Percentile
Attendance	12 / 89	11	Attendance	6 / 39	17
Participation	5 / 117651	13	Participation	38 / 137	95
Influence	0 / 117651	0			

Political Position

INSUFFICIENT POSITION DATA AVAILABLE

Focus

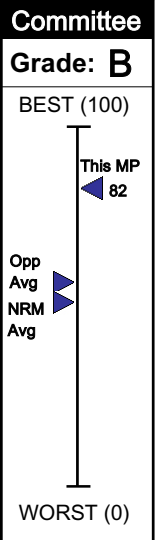
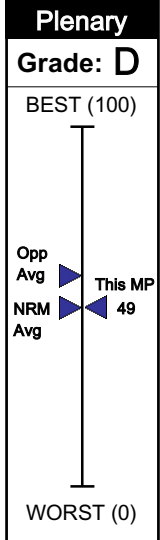
Parliament Average: ■ This MP: ■



Byanagwa Samuel Rwamafa



Constituency:	Rukiga County
District:	Kabale
Status:	Backbencher
Portfolio:	None
Party:	NRM
Committees:	Social Services, Budget



Performance

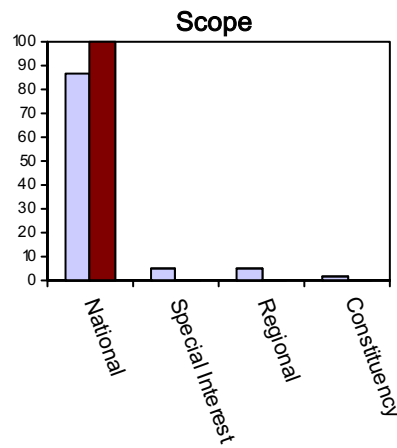
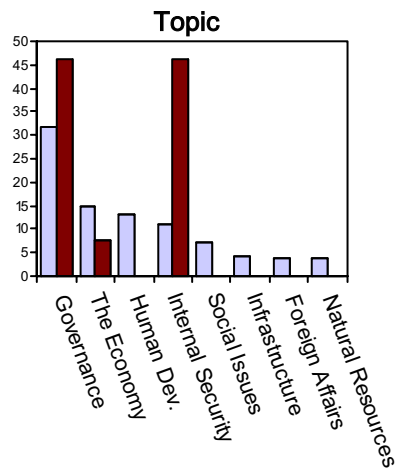
Plenary			Committee		
	Score	Percentile		Score	Percentile
Attendance	37 / 89	90	Attendance	26 / 43	78
Participation	42 / 117651	23	Participation	87 / 1491	54
Influence	0 / 117651	0			

Political Position

INSUFFICIENT POSITION DATA AVAILABLE

Focus

Parliament Average: ■ This MP: ■

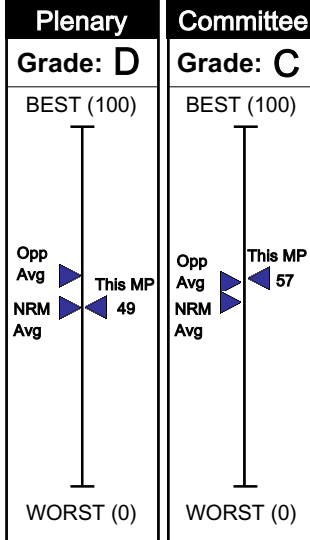


Byandala Abraham James



Constituency: Katikamu County North
District: Luwero
Status: Backbencher
Portfolio: None

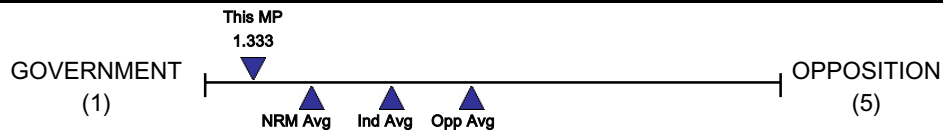
Party: NRM
Committees: Infrastructure, Science & Technology



Performance

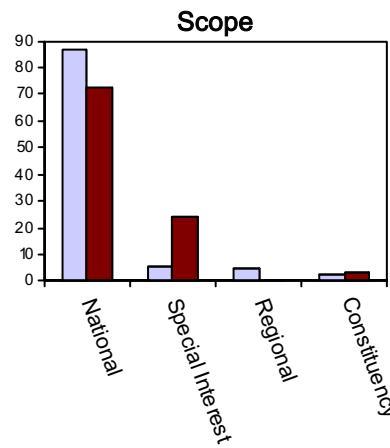
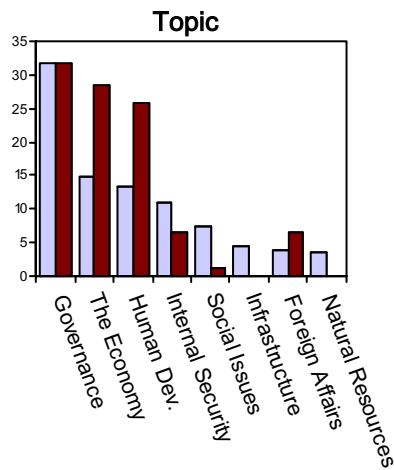
Plenary			Committee		
	Score	Percentile		Score	Percentile
Attendance	27 / 89	62	Attendance	43 / 58	94
Participation	156 / 117651	53	Participation	59 / 4443	16
Influence	0 / 117651	0			

Political Position



Focus

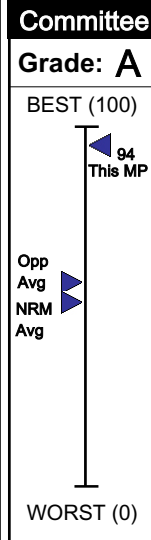
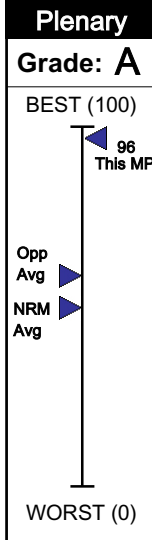
Parliament Average: ■ This MP: ■



Byanyima Nathan



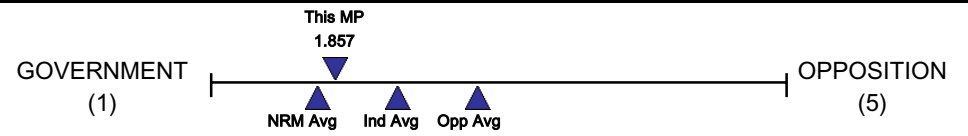
Constituency:	Bukanga County
District:	Isingiro
Status:	Committee Chairperson
Portfolio:	None
Party:	NRM
Committees:	Infrastructure, Infrastructure, Budget



Performance

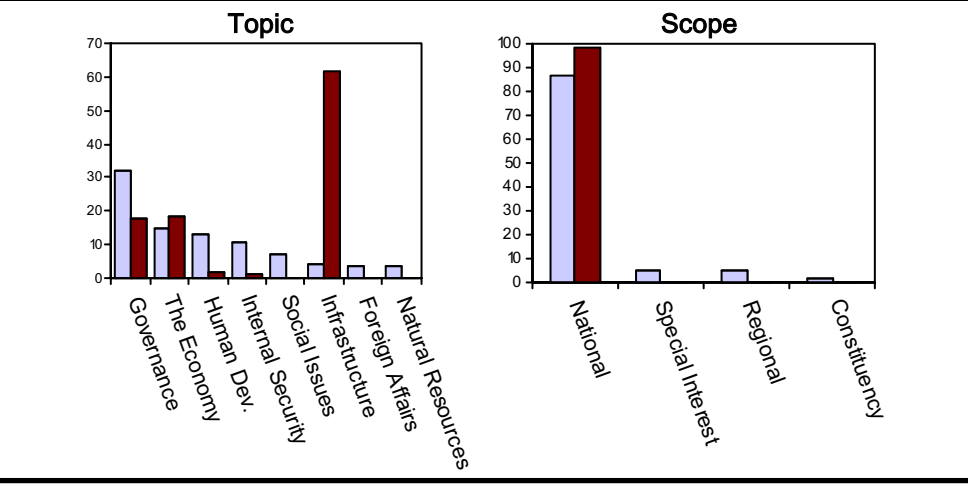
Plenary			Committee		
	Score	Percentile		Score	Percentile
Attendance	39 / 89	93	Attendance	52 / 65	98
Participation	1078 / 117651	91	Participation	134 / 1640	66
Influence	2389 / 117651	98			

Political Position



Focus

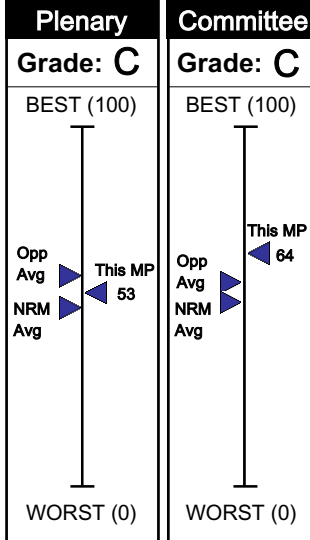
Parliament Average: ■ This MP: ■



Byenkya Nyakaisiki Beatrice



Constituency:	Women
District:	Hoima
Status:	Backbencher
Portfolio:	None
Party:	NRM
Committees:	HIV/AIDS, Public Service



Performance

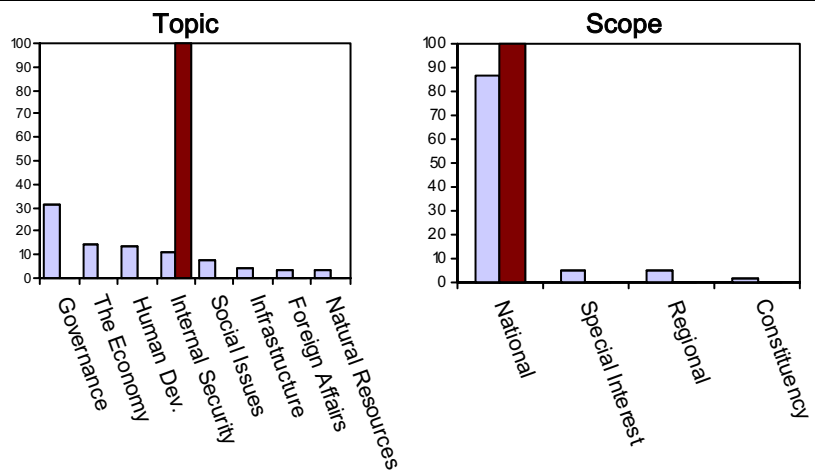
Plenary			Committee		
	Score	Percentile		Score	Percentile
Attendance	24 / 89	49	Attendance	18 / 40	55
Participation	34 / 117651	20	Participation	98 / 1427	60
Influence	280 / 117651	81			

Political Position

INSUFFICIENT POSITION DATA AVAILABLE

Focus

Parliament Average: ■ This MP: ■



Chekamondo Rukiya Kulany



Constituency:	Women
District:	Kapchorwa
Status:	Minister of State
Portfolio:	Privatisation
Party:	NRM
Committees:	N/A

Plenary	Committee
Grade: B	Grade: N/A
BEST (100)	Not Available
<div style="display: flex; align-items: center; justify-content: center;"> <div style="border-left: 1px solid black; border-right: 1px solid black; width: 100%; height: 100%;"></div> <div style="margin-left: 5px;"> <p style="font-size: small;">This MP 73</p> </div> </div>	
<div style="display: flex; align-items: center; justify-content: center;"> <div style="border-left: 1px solid black; border-right: 1px solid black; width: 100%; height: 100%;"></div> <div style="margin-left: 5px;"> <p style="font-size: small;">Opp Avg</p> </div> </div>	
<div style="display: flex; align-items: center; justify-content: center;"> <div style="border-left: 1px solid black; border-right: 1px solid black; width: 100%; height: 100%;"></div> <div style="margin-left: 5px;"> <p style="font-size: small;">NRM Avg</p> </div> </div>	
WORST (0)	

Performance

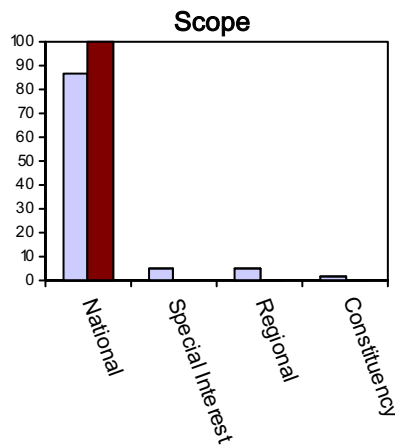
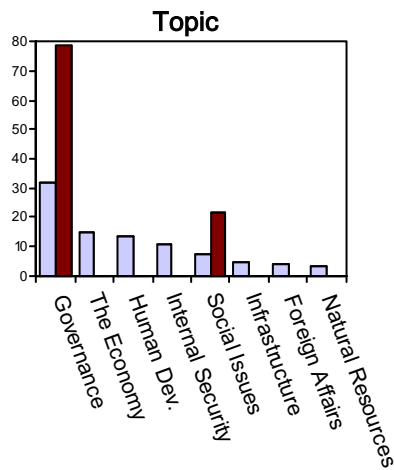
Plenary			Committee		
	Score	Percentile		Score	Percentile
Attendance	25 / 89	54	Attendance	N/A	N/A
Participation	189 / 117651	58	Participation	N/A	N/A
Influence	236 / 117651	80			

Political Position

INSUFFICIENT POSITION DATA AVAILABLE

Focus

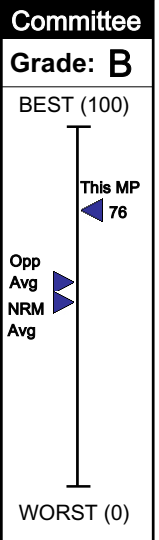
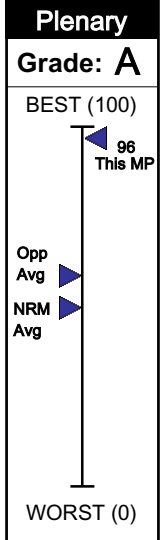
Parliament Average: ■ This MP: ■



Dombo Lumala Emmanuel



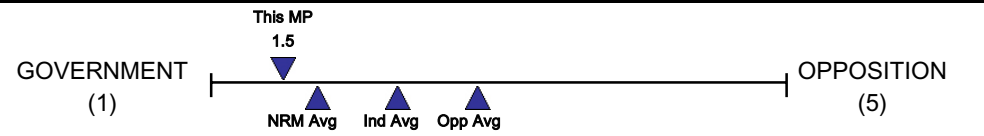
Constituency:	Bunyole County
District:	Butaleja
Status:	Committee Chairperson
Portfolio:	None
Party:	NRM
Committees:	National Economy, Business



Performance

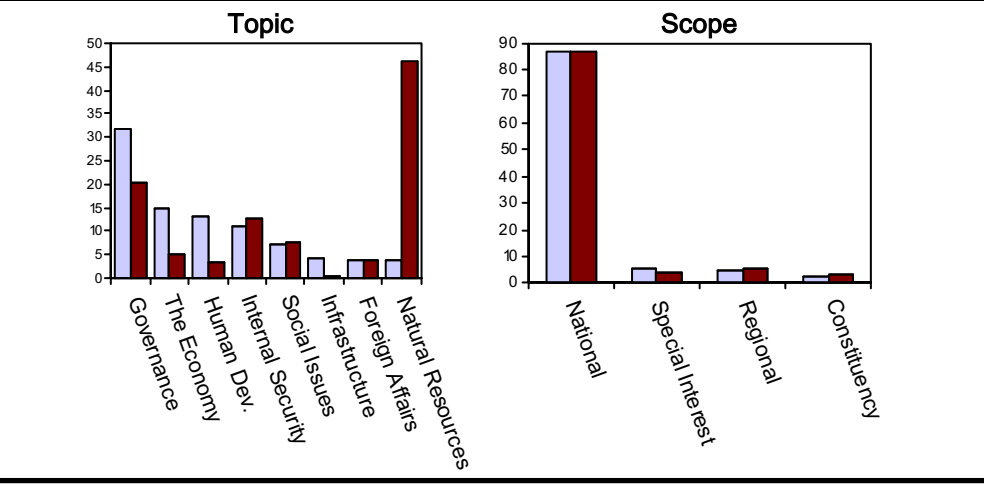
Plenary			Committee		
	Score	Percentile		Score	Percentile
Attendance	38 / 89	92	Attendance	3 / 10	33
Participation	1352 / 117651	94	Participation	343 / 1501	91
Influence	1405 / 117651	93			

Political Position



Focus

Parliament Average: This MP:



D'Ujanga Giw Simon



Constituency:	Okoro County
District:	Nebbi
Status:	Minister of State
Portfolio:	Energy
Party:	NRM
Committees:	N/A

Plenary	Committee
Grade: E	Grade: N/A
BEST (100)	Not Available
<div style="display: flex; justify-content: center; align-items: center;"> <div style="border-left: 1px solid black; border-right: 1px solid black; width: 100%; height: 100%;"></div> </div>	
<div style="display: flex; justify-content: center; align-items: center;"> <div style="margin-right: 5px;">Opp Avg</div> <div style="width: 10px; height: 10px; background-color: blue; border: 1px solid black;"></div> </div>	
<div style="display: flex; justify-content: center; align-items: center;"> <div style="margin-right: 5px;">NRM Avg</div> <div style="width: 10px; height: 10px; background-color: blue; border: 1px solid black;"></div> </div>	
<div style="display: flex; justify-content: center; align-items: center;"> <div style="margin-right: 5px;">This MP</div> <div style="width: 10px; height: 10px; background-color: blue; border: 1px solid black;"></div> </div>	
WORST (0)	

Performance

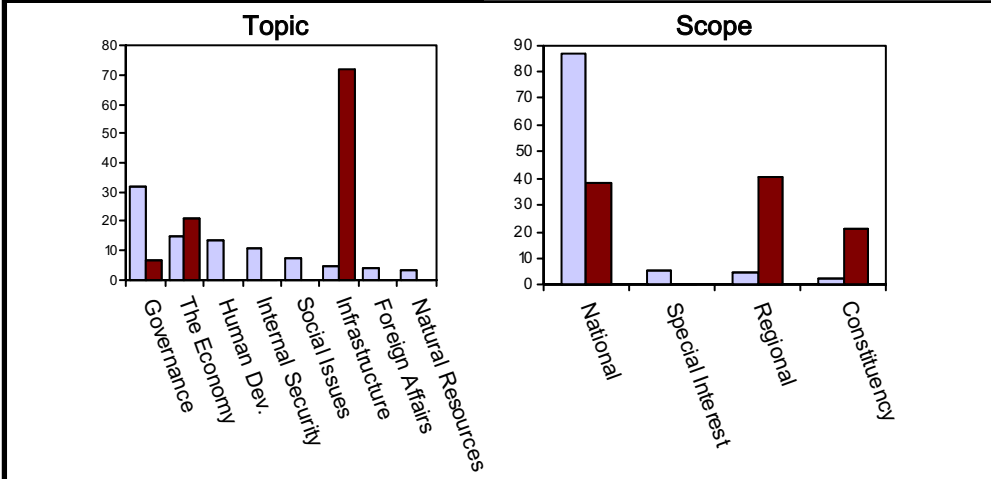
Plenary			Committee		
	Score	Percentile		Score	Percentile
Attendance	19 / 89	33	Attendance	N/A	N/A
Participation	57 / 117651	27	Participation	N/A	N/A
Influence	0 / 117651	0			

Political Position

INSUFFICIENT POSITION DATA AVAILABLE

Focus

Parliament Average: This MP:

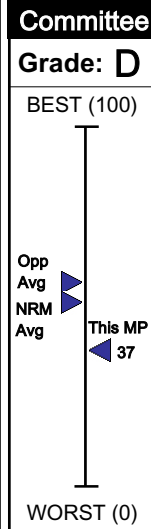
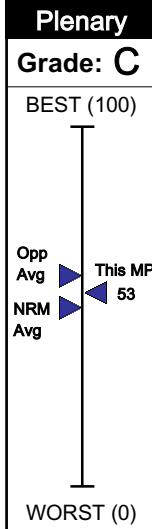


Ebong David



Constituency: Maruzi County
District: Apac
Status: Backbencher
Portfolio: None

Party: Independent
Committees: Rules, Defence



Performance

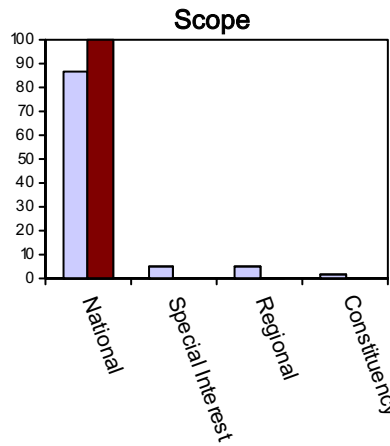
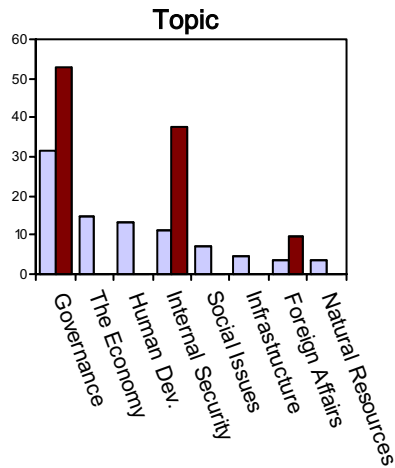
Plenary			Committee		
	Score	Percentile		Score	Percentile
Attendance	18 / 89	27	Attendance	6 / 30	22
Participation	287 / 117651	65	Participation	74 / 853	69
Influence	1 / 117651	57			

Political Position

INSUFFICIENT POSITION DATA AVAILABLE

Focus

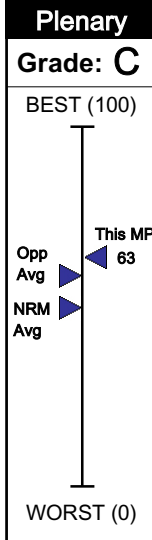
Parliament Average: ■ This MP: ■



Ecweru Musa Francis



Constituency:	Amuria County
District:	Amuria
Status:	Minister of State
Portfolio:	Office of Prime Minister (Disaster Preparedness)
Party:	NRM
Committees:	N/A



Committee	
Grade:	N/A
Not Available	

Performance

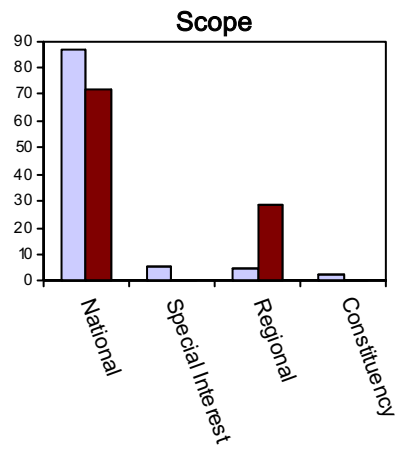
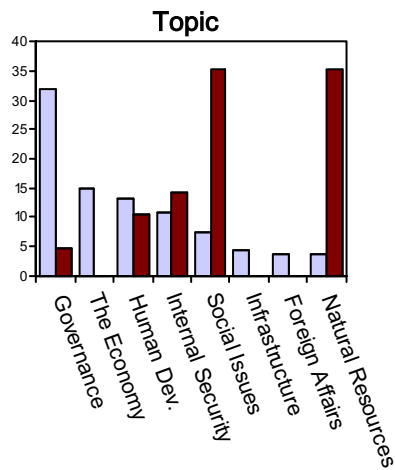
Plenary			Committee		
	Score	Percentile		Score	Percentile
Attendance	17 / 89	24	Attendance	N/A	N/A
Participation	250 / 117651	64	Participation	N/A	N/A
Influence	472 / 117651	84			

Political Position

INSUFFICIENT POSITION DATA AVAILABLE

Focus

Parliament Average: ■ This MP: ■



Ejua Simon



Constituency:	Vurra County
District:	Arua
Status:	Minister of State
Portfolio:	Transport
Party:	NRM
Committees:	N/A

Plenary

Grade: **F**

BEST (100)

Opp
Avg

NRM
Avg

This MP
3

WORST (0)

Committee

Grade: **N/A**

Not
Available

Performance

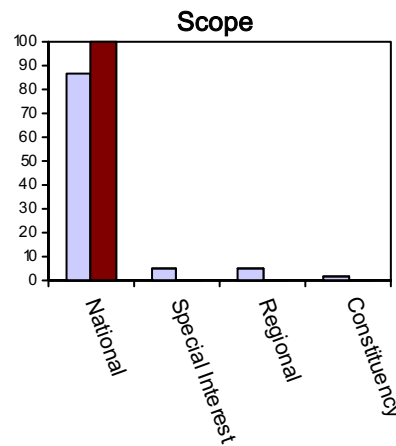
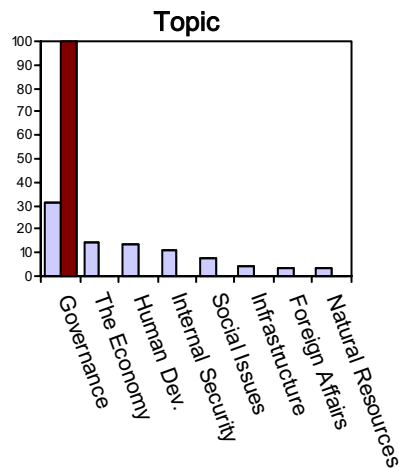
Plenary			Committee		
	Score	Percentile		Score	Percentile
Attendance	6 / 89	3	Attendance	N/A	N/A
Participation	5 / 117651	13	Participation	N/A	N/A
Influence	0 / 117651	0			

Political Position

INSUFFICIENT POSITION DATA AVAILABLE

Focus

Parliament Average: ■ This MP: ■

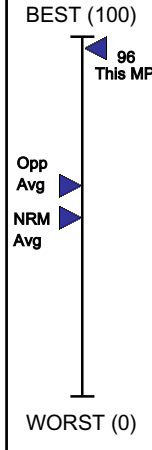


Ekanya Geoffrey

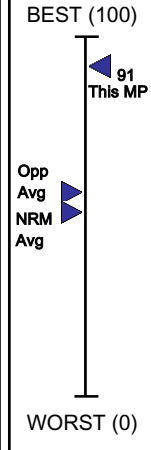


Constituency: Tororo County
District: Tororo
Status: Committee Chairperson
Portfolio: None
Party: FDC
Committees: Business, Local Government, Infrastructure

Plenary
Grade: A



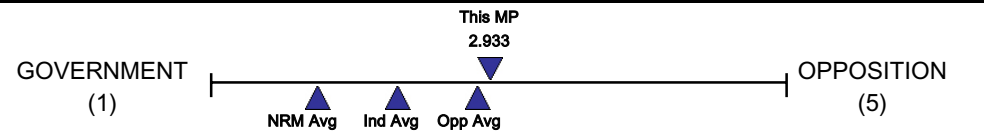
Committee
Grade: A



Performance

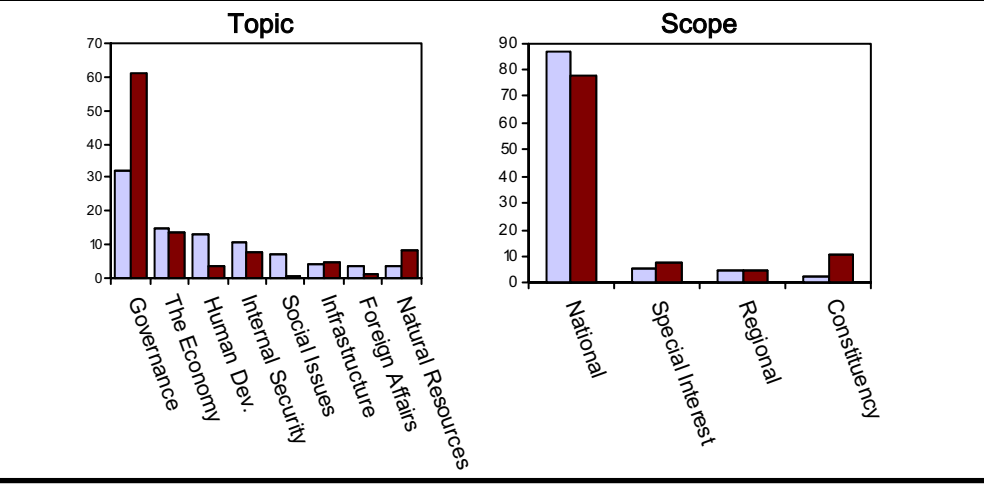
Plenary			Committee		
	Score	Percentile		Score	Percentile
Attendance	37 / 89	90	Attendance	52 / 116	55
Participation	1295 / 117651	93	Participation	4047 / 1E+0	97
Influence	2070 / 117651	97			

Political Position



Focus

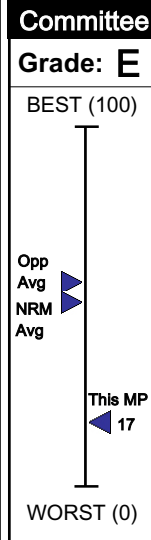
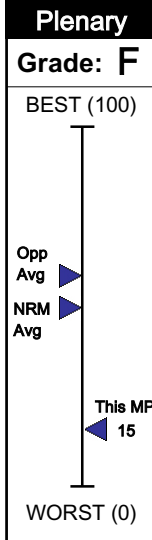
Parliament Average: █ This MP: █



Ekeku Charles Willy



Constituency:	Soroti Municipality
District:	Soroti
Status:	Backbencher
Portfolio:	None
Party:	FDC
Committees:	Tourism, Local Government



Performance

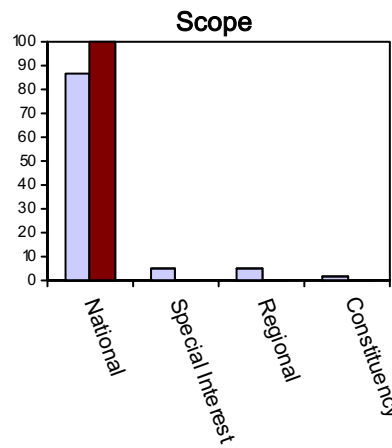
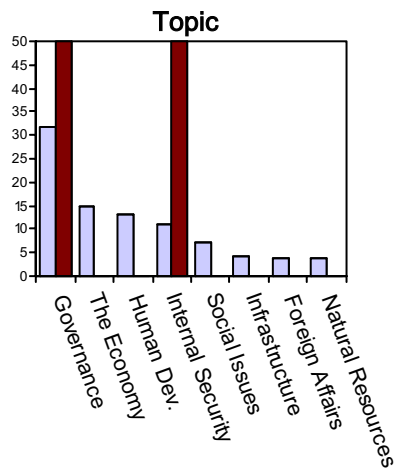
Plenary			Committee		
	Score	Percentile		Score	Percentile
Attendance	16 / 89	21	Attendance	36 / 95	45
Participation	51 / 117651	25	Participation	49 / 6339	10
Influence	0 / 117651	0			

Political Position

INSUFFICIENT POSITION DATA AVAILABLE

Focus

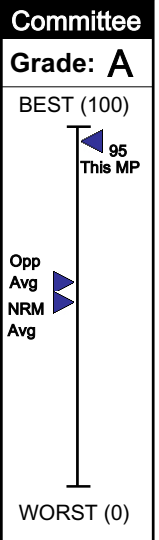
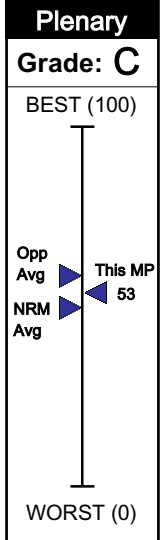
Parliament Average: ■ This MP: ■



Ekwau Ibi Florence



Constituency:	Women
District:	Kaberaimaido
Status:	Shadow Cabinet
Portfolio:	Lands and Physical Planning
Party:	FDC
Committees:	Natural Resources



Performance

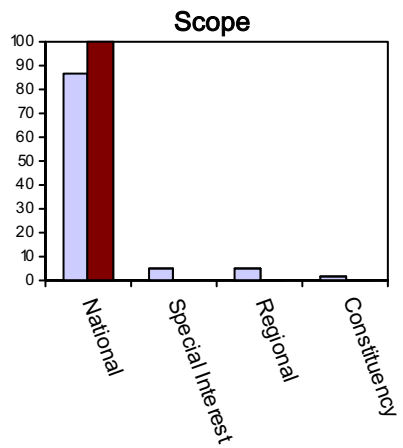
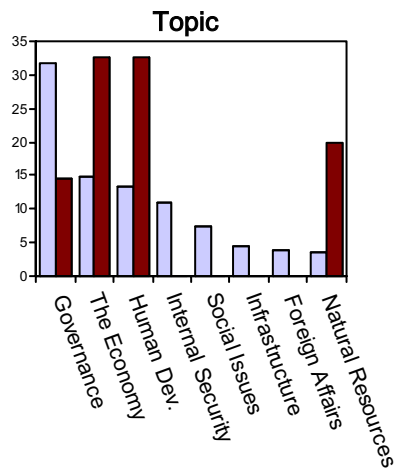
Plenary			Committee		
	Score	Percentile		Score	Percentile
Attendance	28 / 89	66	Attendance	24 / 36	86
Participation	185 / 117651	57	Participation	109 / 787	82
Influence	0 / 117651	0			

Political Position

INSUFFICIENT POSITION DATA AVAILABLE

Focus

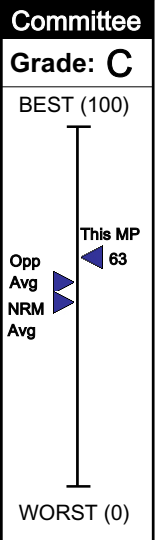
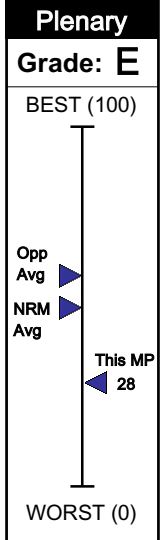
Parliament Average: ■ This MP: ■



Emigu Julius Peter



Constituency:	Kaberaimaido County
District:	Kaberaimaido
Status:	Backbencher
Portfolio:	None
Party:	FDC
Committees:	Equal Opportunities, Presidential Affairs



Performance

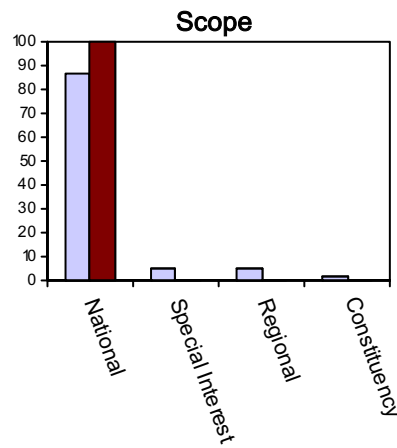
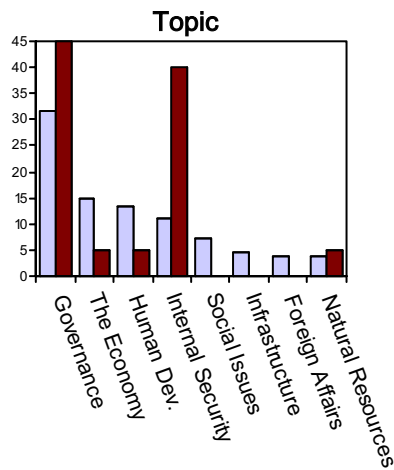
Plenary			Committee		
	Score	Percentile		Score	Percentile
Attendance	22 / 89	45	Attendance	28 / 41	90
Participation	40 / 117651	22	Participation	36 / 1426	24
Influence	0 / 117651	0			

Political Position

INSUFFICIENT POSITION DATA AVAILABLE

Focus

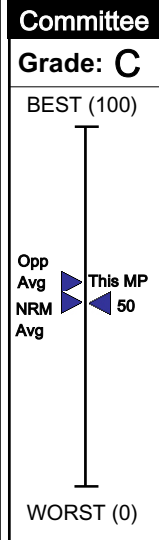
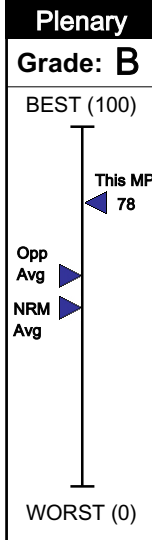
Parliament Average: ■ This MP: ■



Epetai Francis



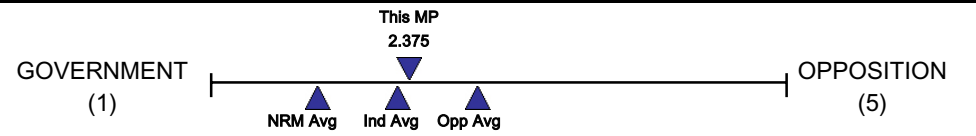
Constituency:	Ngora County
District:	Kumi
Status:	Shadow Cabinet
Portfolio:	Health
Party:	FDC
Committees:	Social Services, National Economy,



Performance

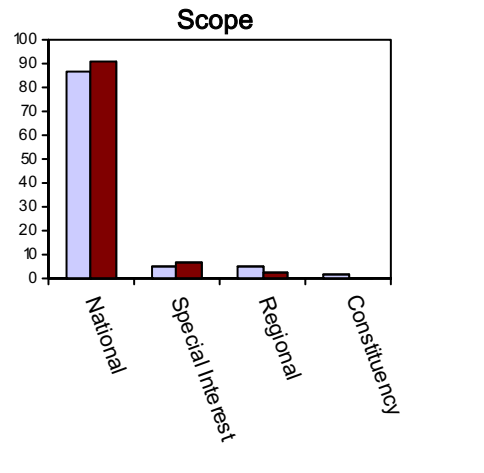
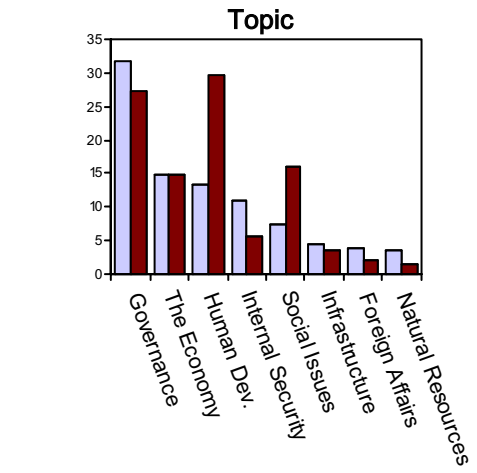
Plenary			Committee		
	Score	Percentile		Score	Percentile
Attendance	27 / 89	62	Attendance	9 / 35	28
Participation	749 / 117651	85	Participation	99 / 823	77
Influence	7 / 117651	63			

Political Position



Focus

Parliament Average: ■ This MP: ■



Eriyo Jessica



Constituency:	Women
District:	Adjumani
Status:	Minister of State
Portfolio:	Environment
Party:	NRM
Committees:	N/A

Plenary	Committee
Grade: B	Grade: N/A
BEST (100)	Not Available
<div style="display: flex; align-items: center; justify-content: center;"> <div style="border-left: 1px solid black; border-right: 1px solid black; width: 100%; height: 100%;"></div> <div style="margin-left: 5px;"> <p style="font-size: 0.8em;">This MP 75</p> </div> </div>	
<div style="display: flex; align-items: center; justify-content: center;"> <div style="border-left: 1px solid black; border-right: 1px solid black; width: 100%; height: 100%;"></div> <div style="margin-left: 5px;"> <p style="font-size: 0.8em;">Opp Avg</p> </div> </div>	
<div style="display: flex; align-items: center; justify-content: center;"> <div style="border-left: 1px solid black; border-right: 1px solid black; width: 100%; height: 100%;"></div> <div style="margin-left: 5px;"> <p style="font-size: 0.8em;">NRM Avg</p> </div> </div>	
WORST (0)	

Performance

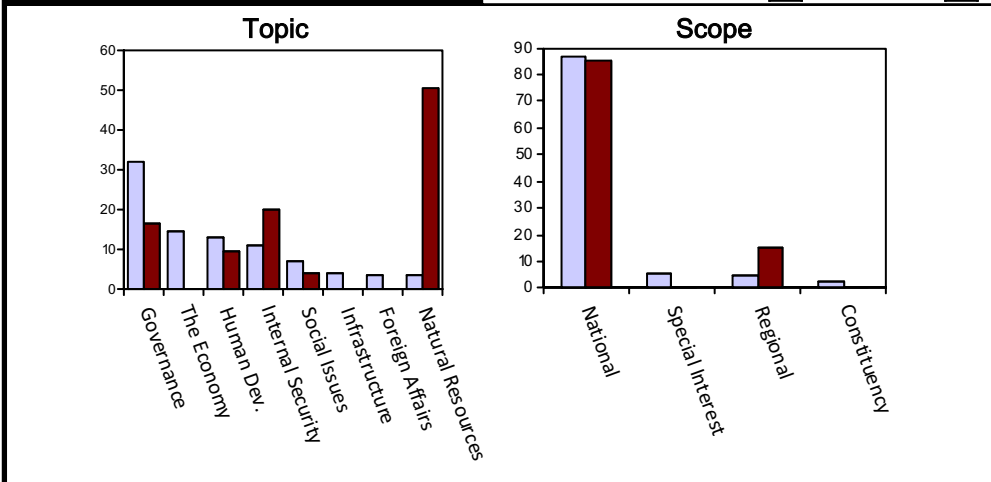
Plenary			Committee		
	Score	Percentile		Score	Percentile
Attendance	27 / 89	62	Attendance	N/A	N/A
Participation	404 / 117651	74	Participation	N/A	N/A
Influence	9 / 117651	64			

Political Position

INSUFFICIENT POSITION DATA AVAILABLE

Focus

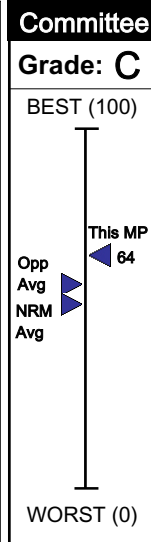
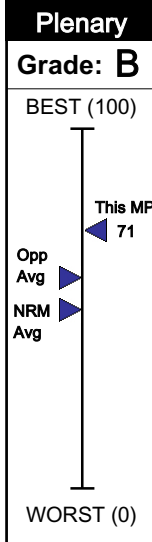
Parliament Average: This MP:



Euku Simon Ross



Constituency:	Kalaki County
District:	Kaberaimaido
Status:	Backbencher
Portfolio:	None
Party:	UPC
Committees:	Public Accounts, Legal and Parliamentary



Performance

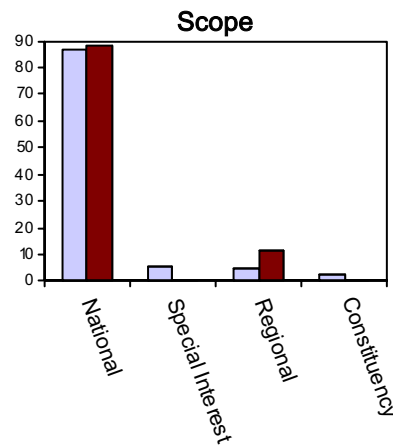
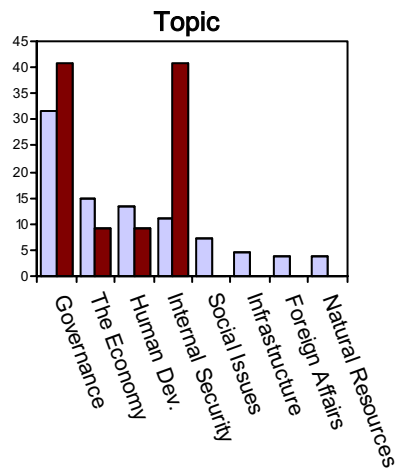
Plenary			Committee		
	Score	Percentile		Score	Percentile
Attendance	26 / 89	58	Attendance	82 / 159	65
Participation	205 / 117651	59	Participation	356 / 6610	52
Influence	61 / 117651	72			

Political Position

INSUFFICIENT POSITION DATA AVAILABLE

Focus

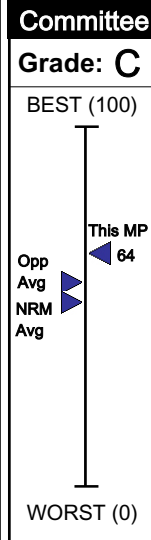
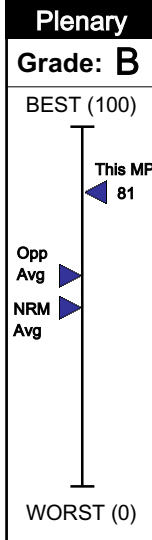
Parliament Average: ■ This MP: ■



Fungaroo Kaps Hassan



Constituency:	Obongi County
District:	Moyo
Status:	Backbencher
Portfolio:	None
Party:	FDC
Committees:	Defence, Equal Opportunities



Performance

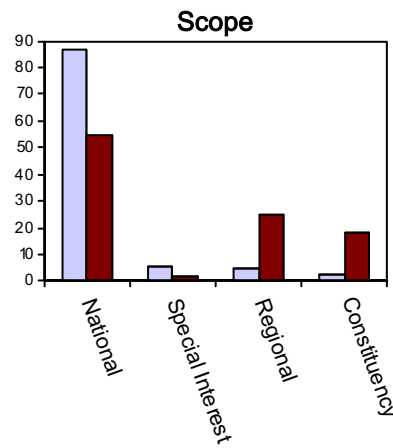
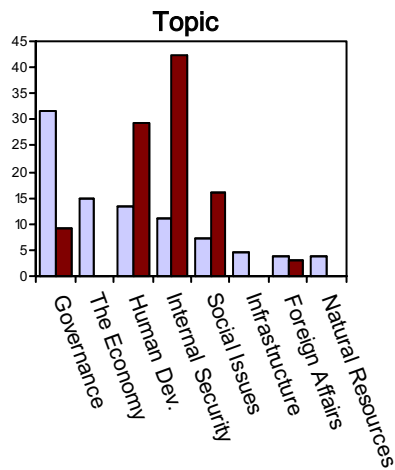
Plenary			Committee		
	Score	Percentile		Score	Percentile
Attendance	29 / 89	70	Attendance	12 / 31	47
Participation	439 / 117651	75	Participation	301 / 3312	70
Influence	204 / 117651	79			

Political Position

INSUFFICIENT POSITION DATA AVAILABLE

Focus

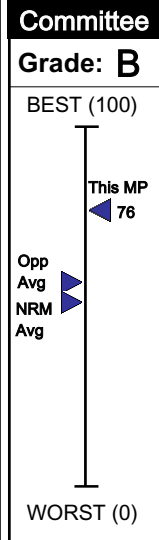
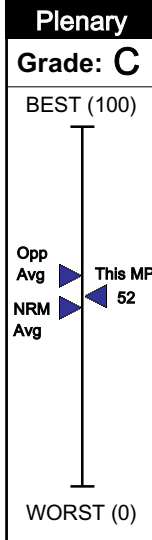
Parliament Average: ■ This MP: ■



Gudoï Yahaya



Constituency:	Bungokho County North
District:	Mbale
Status:	Backbencher
Portfolio:	None
Party:	NRM
Committees:	Appointments, National Economy, Foreign Affairs



Performance

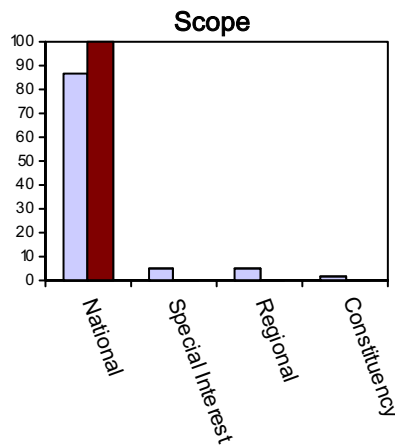
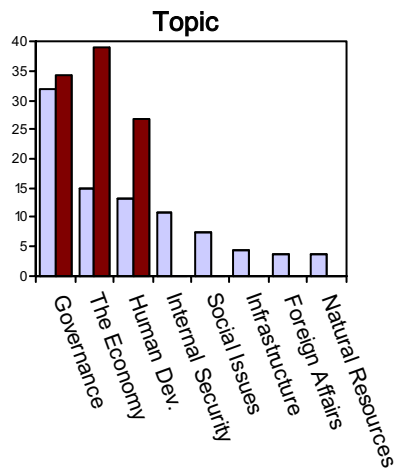
Plenary			Committee		
	Score	Percentile		Score	Percentile
Attendance	31 / 89	78	Attendance	13 / 22	76
Participation	110 / 117651	43	Participation	18 / 347	50
Influence	0 / 117651	0			

Political Position

INSUFFICIENT POSITION DATA AVAILABLE

Focus

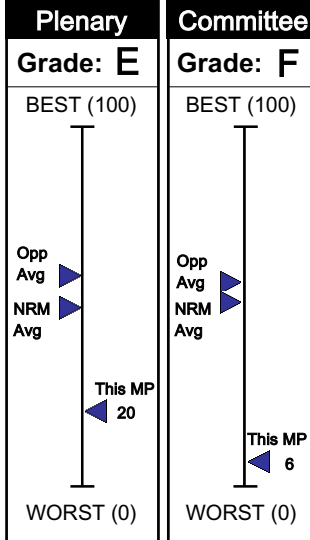
Parliament Average: ■ This MP: ■



Guma Gumisiriza David



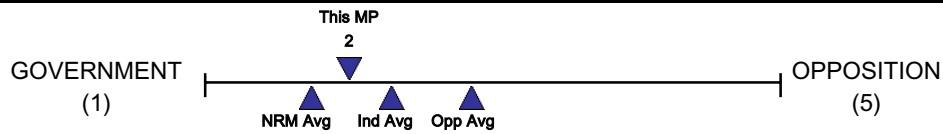
Constituency:	Ibanda County North
District:	Ibanda
Status:	Backbencher
Portfolio:	None
Party:	NRM
Committees:	National Economy, Finance



Performance

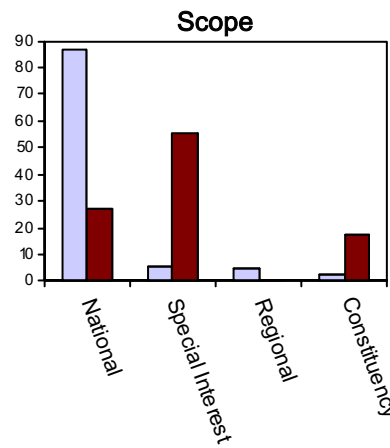
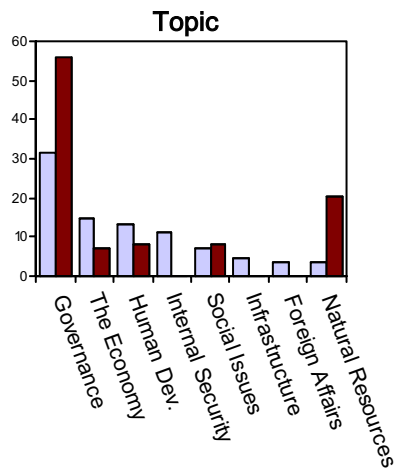
Plenary			Committee		
	Score	Percentile		Score	Percentile
Attendance	15 / 89	17	Attendance	4 / 39	12
Participation	99 / 117651	40	Participation	10 / 534	21
Influence	0 / 117651	0			

Political Position



Focus

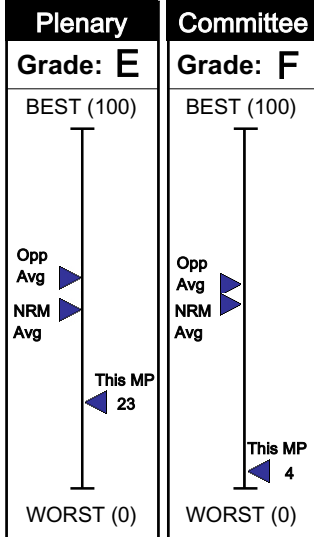
Parliament Average: ■ This MP: ■



Hashaka Kabahweza Florence



Constituency:	Women
District:	Kamwenge
Status:	Backbencher
Portfolio:	None
Party:	NRM
Committees:	Public Accounts, Agriculture, Finance



Performance

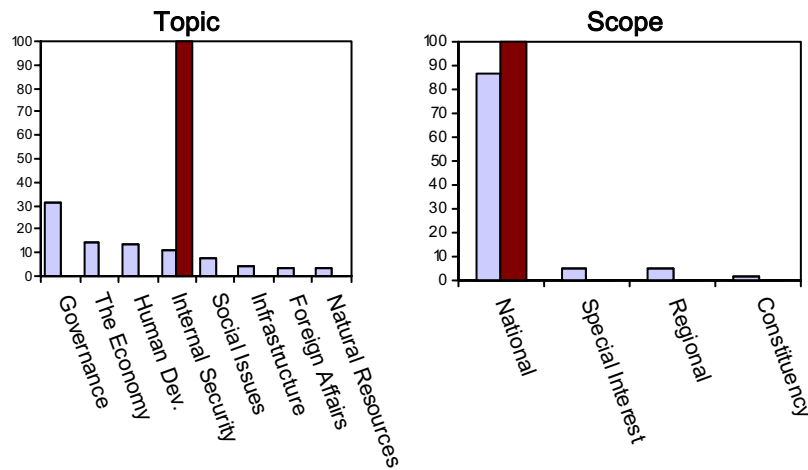
Plenary			Committee		
	Score	Percentile		Score	Percentile
Attendance	17 / 89	24	Attendance	15 / 159	10
Participation	83 / 117651	36	Participation	15 / 1189	15
Influence	0 / 117651	0			

Political Position

INSUFFICIENT POSITION DATA AVAILABLE

Focus

Parliament Average: ■ This MP: ■



Hyuha Samali Dorothy



Constituency:	Women
District:	Butaleja
Status:	Minister
Portfolio:	Without Portfolio
Party:	NRM
Committees:	N/A

Plenary
Grade: **D**

BEST (100)

Opp Avg ▲
NRM Avg ▲
This MP ▲ 47

WORST (0)

Committee
Grade: **N/A**

Not Available

Performance

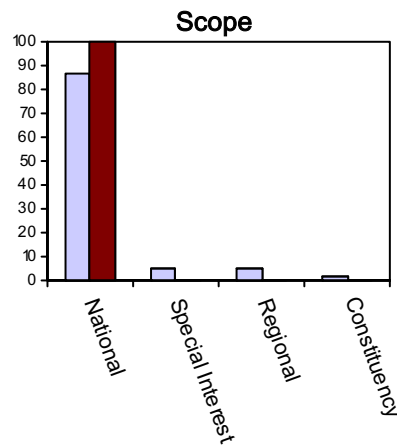
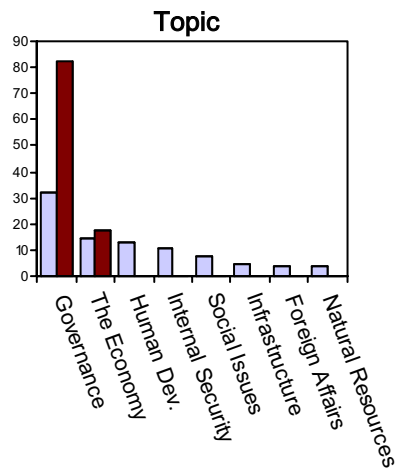
Plenary			Committee		
	Score	Percentile		Score	Percentile
Attendance	13 / 89	14	Attendance	N/A	N/A
Participation	113 / 117651	45	Participation	N/A	N/A
Influence	212 / 117651	79			

Political Position

INSUFFICIENT POSITION DATA AVAILABLE

Focus

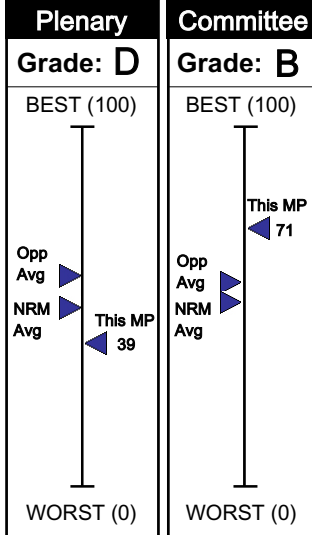
Parliament Average: ■ This MP: ■



Igeme Nathan Nabeta



Constituency:	Jinja Municipality East
District:	Jinja
Status:	Backbencher
Portfolio:	None
Party:	NRM
Committees:	ICT, Commissions



Performance

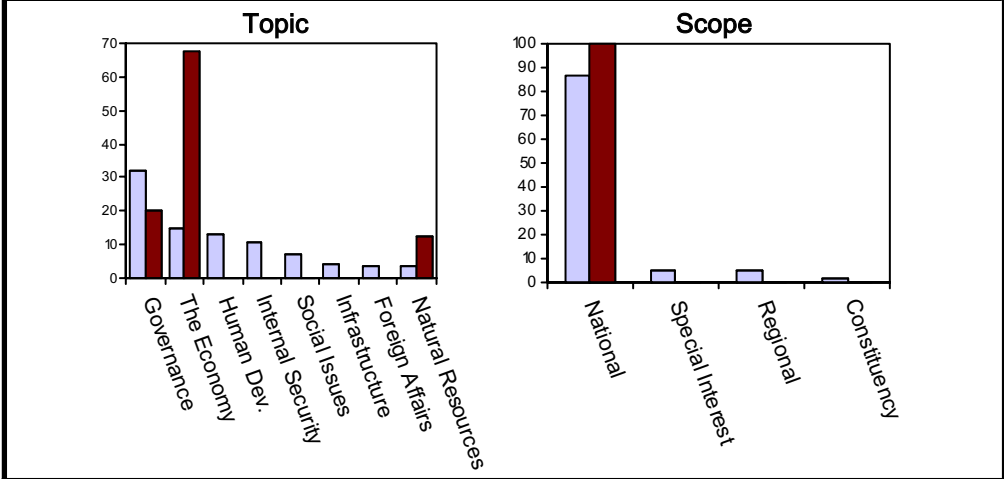
Plenary			Committee		
	Score	Percentile		Score	Percentile
Attendance	13 / 89	14	Attendance	21 / 59	42
Participation	81 / 117651	35	Participation	598 / 4776	78
Influence	17 / 117651	67			

Political Position

INSUFFICIENT POSITION DATA AVAILABLE

Focus

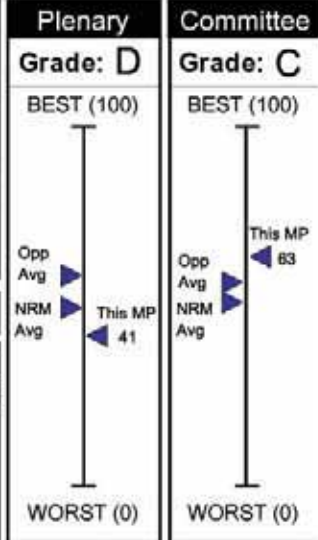
Parliament Average: ■ This MP: ■



Iriama Rose



Constituency: Women
District: Nakapiripirit
Status: Backbencher
Portfolio: None
Party: Independent
Committees: Equal Opportunities, Finance



Performance

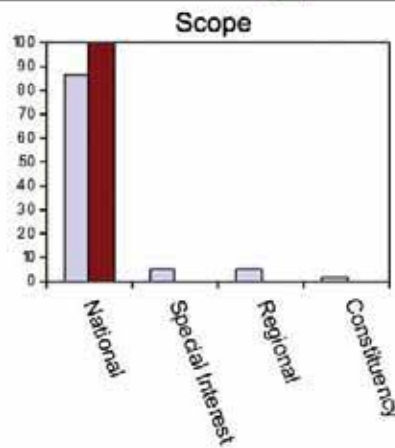
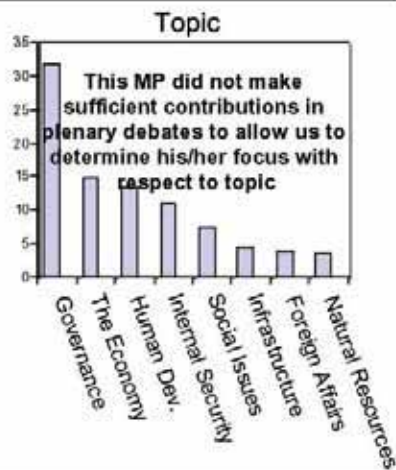
Plenary			Committee		
	Score	Percentile		Score	Percentile
Attendance	30/80	75	Attendance	20/47	52
Participation	17/117651	17	Participation	104/1418	62
Influence	0/117651	0			

Political Position

INSUFFICIENT POSITION DATA AVAILABLE

Focus

Parliament Average: This MP:



Jachan-Omach Mandir Fred



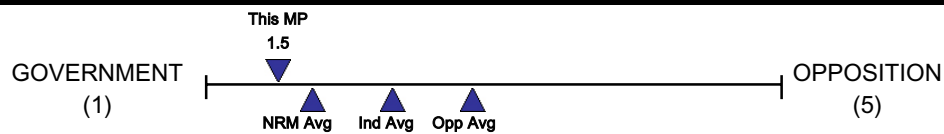
Constituency: Jonam County
District: Nebbi
Status: Minister of State
Portfolio: Finance (General Duties)
Party: NRM
Committees: N/A

Plenary	Committee
Grade: A BEST (100) ▲ 98 This MP Opp Avg ▲ NRM Avg ▲ WORST (0)	Grade: N/A Not Available

Performance

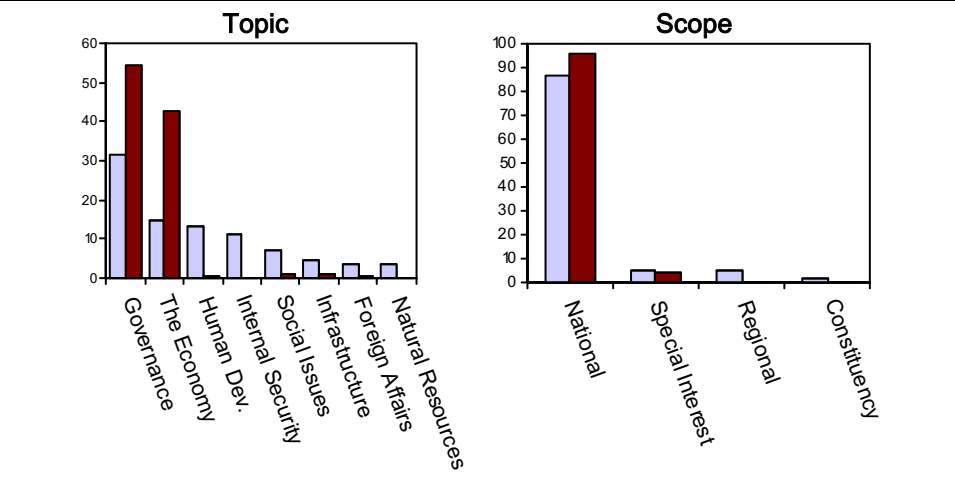
Plenary			Committee		
	Score	Percentile		Score	Percentile
Attendance	38 / 89	92	Attendance	N/A	N/A
Participation	1794 / 117651	97	Participation	363 / 1548	92
Influence	5913 / 117651	100			

Political Position



Focus

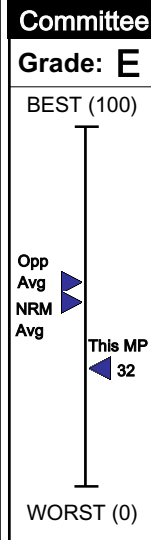
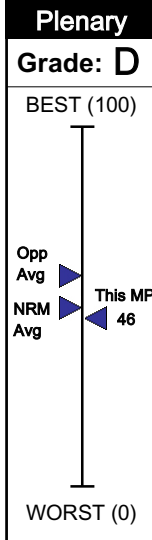
Parliament Average: ■ This MP: ■



Kaahwa Erisa Ammoti



Constituency:	Buruuli County
District:	Masindi
Status:	Backbencher
Portfolio:	None
Party:	NRM
Committees:	Commissions, Social Services



Performance

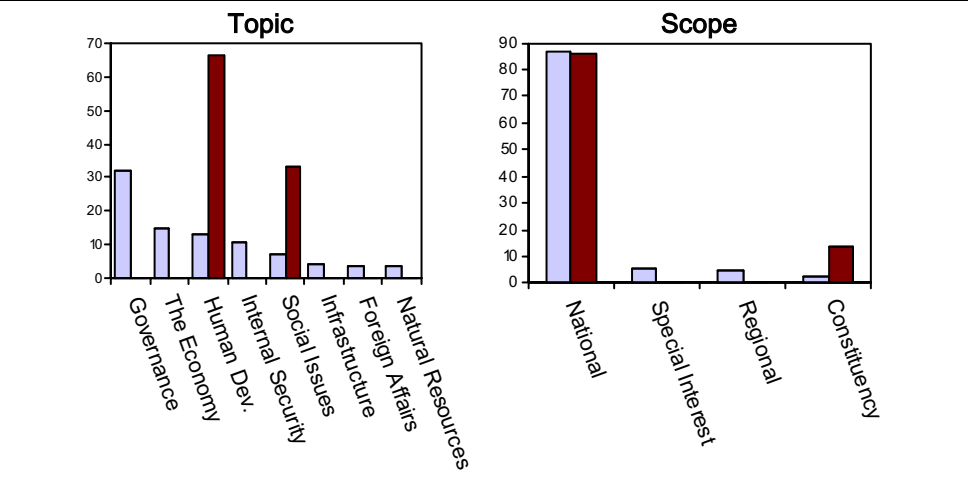
Plenary			Committee		
	Score	Percentile		Score	Percentile
Attendance	30 / 89	75	Attendance	20 / 49	50
Participation	80 / 117651	34	Participation	139 / 4168	33
Influence	0 / 117651	0			

Political Position

INSUFFICIENT POSITION DATA AVAILABLE

Focus

Parliament Average: ■ This MP: ■



Kabakumba Labwoni Masiko Princess



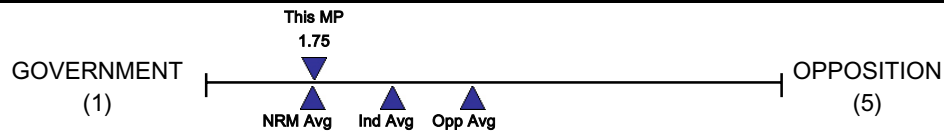
Constituency:	Buhenje County
District:	Masindi
Status:	Chief Whip
Portfolio:	None
Party:	NRM
Committees:	Business

Plenary	Committee
Grade: A	Grade: N/A
BEST (100)	Not Available
This MP 90	
Opp Avg	
NRM Avg	
WORST (0)	

Performance

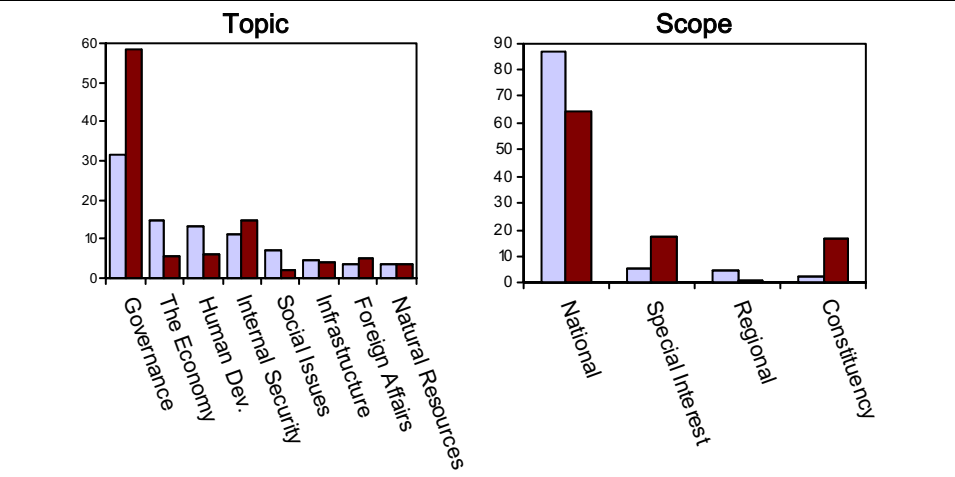
Plenary			Committee		
	Score	Percentile		Score	Percentile
Attendance	39 / 89	93	Attendance	N/A	N/A
Participation	307 / 117651	66	Participation	N/A	N/A
Influence	1161 / 117651	92			

Political Position



Focus

Parliament Average: ■ This MP: ■



Kabanda Sabano Pherry



Constituency:	Women
District:	Budaka
Status:	Backbencher
Portfolio:	None
Party:	NRM
Committees:	None

Plenary	Committee
Grade: E	Grade: N/A
BEST (100)	Not Available
<div style="display: flex; align-items: center; justify-content: center;"> <div style="border-left: 1px solid black; border-right: 1px solid black; width: 100%; height: 100%;"></div> </div>	
<div style="display: flex; align-items: center; justify-content: center;"> <div style="margin-right: 5px;">Opp Avg</div> <div style="width: 10px; height: 10px; background-color: blue; border: 1px solid black;"></div> </div>	
<div style="display: flex; align-items: center; justify-content: center;"> <div style="margin-right: 5px;">NRM Avg</div> <div style="width: 10px; height: 10px; background-color: blue; border: 1px solid black;"></div> </div>	
<div style="display: flex; align-items: center; justify-content: center;"> <div style="margin-right: 5px;">This MP</div> <div style="width: 10px; height: 10px; background-color: blue; border: 1px solid black;"></div> </div>	
WORST (0)	

Performance

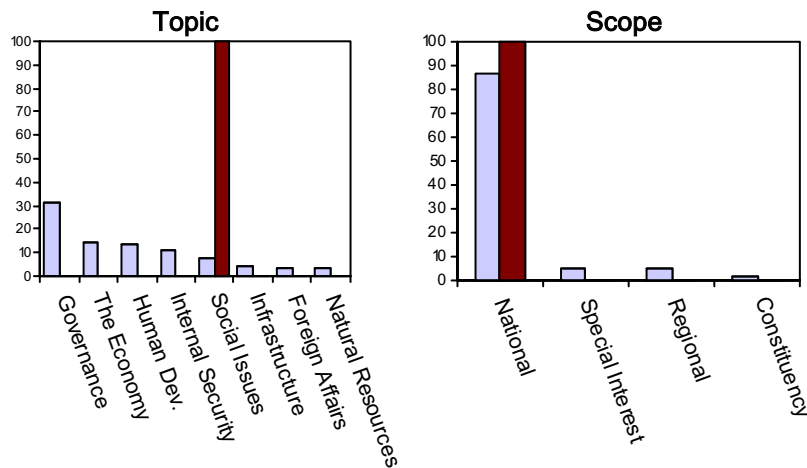
Plenary			Committee		
	Score	Percentile		Score	Percentile
Attendance	19 / 89	33	Attendance	N/A	N/A
Participation	17 / 117651	17	Participation	N/A	N/A
Influence	0 / 117651	0			

Political Position

INSUFFICIENT POSITION DATA AVAILABLE

Focus

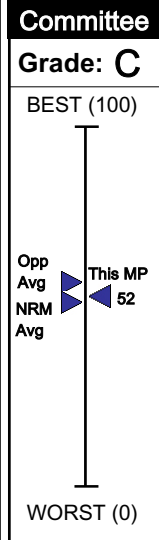
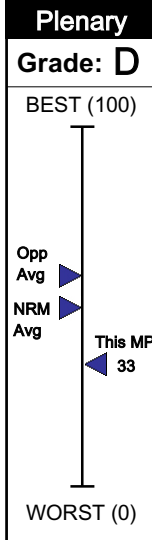
Parliament Average: This MP:



Kabuusu Moses Wagaba



Constituency:	Kyamuswa County
District:	Kalangala
Status:	Backbencher
Portfolio:	None
Party:	Independent
Committees:	National Economy, Agriculture

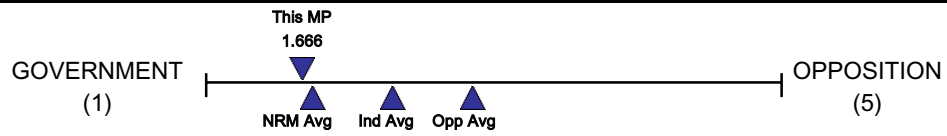


Performance

Plenary		
	Score	Percentile
Attendance	19 / 89	33
Participation	113 / 117651	45
Influence	0 / 117651	0

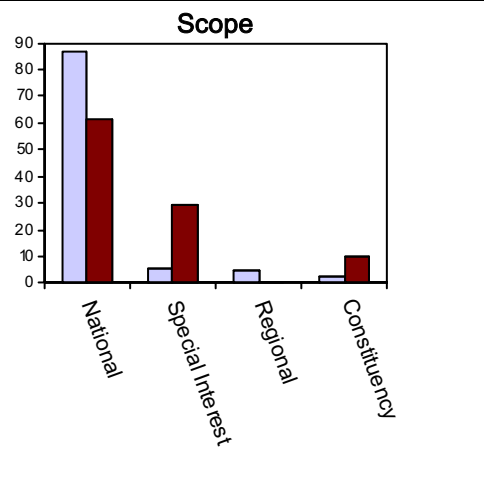
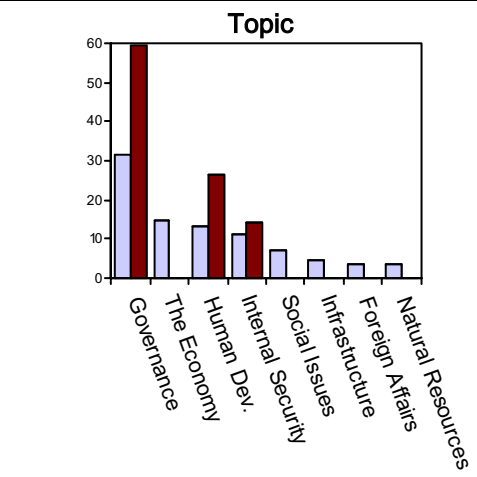
Committee		
	Score	Percentile
Attendance	22 / 55	47
Participation	88 / 1369	58

Political Position



Focus

Parliament Average: ■ This MP: ■



Kaddumukasa Ssozi Jerome



Constituency:	Mityana County South
District:	Mityana
Status:	Backbencher
Portfolio:	None
Party:	Independent
Committees:	None

Plenary	Committee
Grade: F	Grade: N/A
BEST (100)	Not Available
Opp Avg	
NRM Avg	
WORST (0)	

This MP
4

Performance

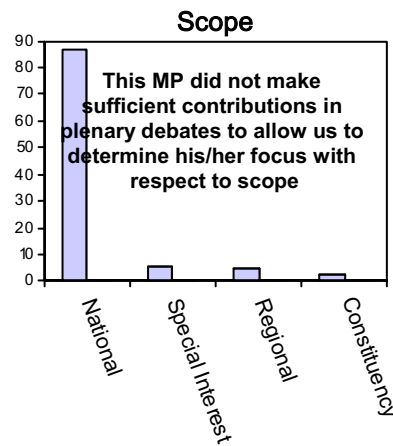
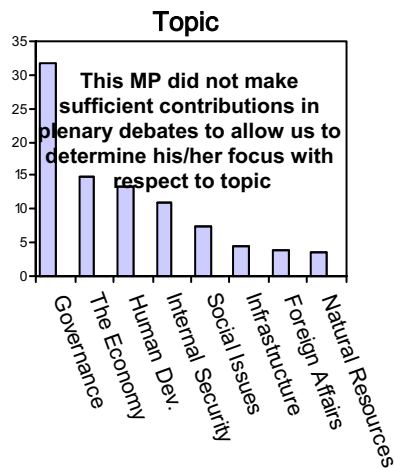
Plenary			Committee		
	Score	Percentile		Score	Percentile
Attendance	13 / 89	14	Attendance	N/A	N/A
Participation	0 / 117651	0	Participation	N/A	N/A
Influence	0 / 117651	0			

Political Position

INSUFFICIENT POSITION DATA AVAILABLE

Focus

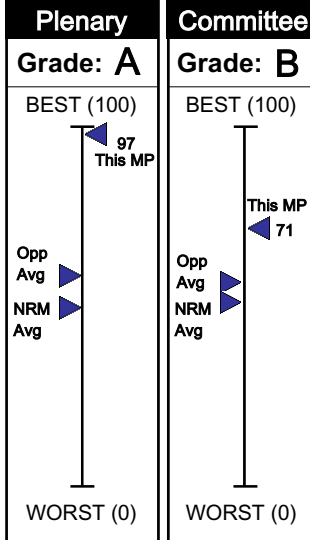
Parliament Average: This MP:



Kaddunabbi Lubega Ibrahim.I



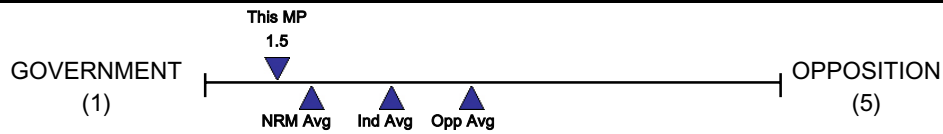
Constituency:	Butambala County
District:	Mpigi
Status:	Committee Chairperson
Portfolio:	None
Party:	NRM
Committees:	National Economy, Business



Performance

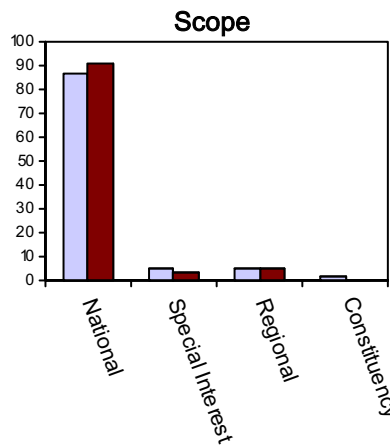
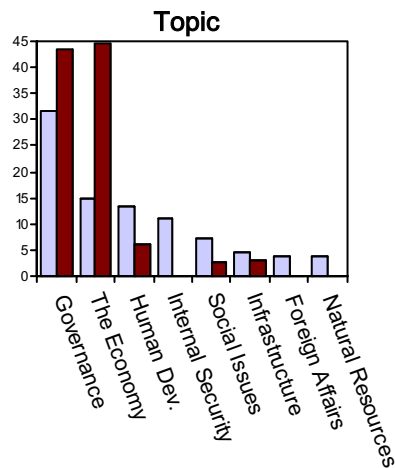
Plenary			Committee		
	Score	Percentile		Score	Percentile
Attendance	34 / 89	85	Attendance	21 / 39	67
Participation	2511 / 117651	99	Participation	174 / 3119	53
Influence	4947 / 117651	99			

Political Position



Focus

Parliament Average: ■ This MP: ■



Kafabusa Werikhe Michael



Constituency:	Bungokho County South
District:	Mbale
Status:	Minister of State
Portfolio:	Housing
Party:	NRM
Committees:	N/A

Plenary	Committee
Grade: F	Grade: N/A
BEST (100)	Not Available
<div style="display: flex; align-items: center; justify-content: center;"> <div style="border-left: 1px solid black; border-right: 1px solid black; width: 100%; height: 100%;"></div> </div>	
Opp Avg ▶ NRM Avg ▶	
This MP ▶ 3 WORST (0)	

Performance

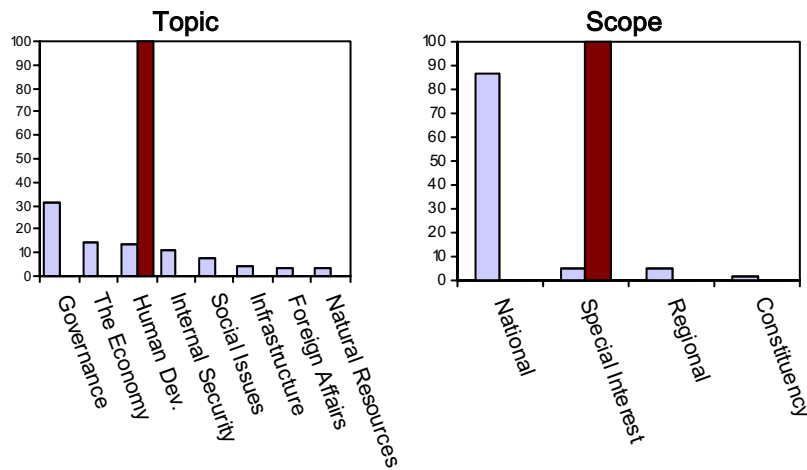
Plenary			Committee		
	Score	Percentile		Score	Percentile
Attendance	9 / 89	6	Attendance	N/A	N/A
Participation	4 / 117651	12	Participation	N/A	N/A
Influence	0 / 117651	0			

Political Position

INSUFFICIENT POSITION DATA AVAILABLE

Focus

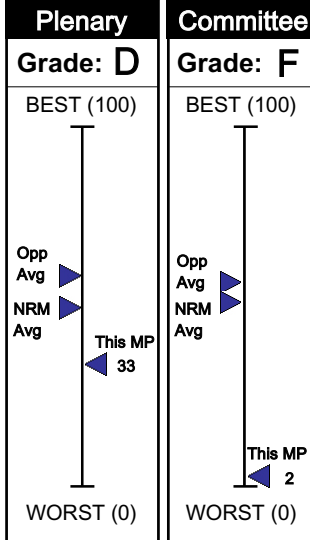
Parliament Average: ■ This MP: ■



Kajara Aston Peterson



Constituency:	Mwenge County South
District:	Kyenjojo
Status:	Backbencher
Portfolio:	None
Party:	NRM
Committees:	Rules, Business, Legal and Parliamentary



Performance

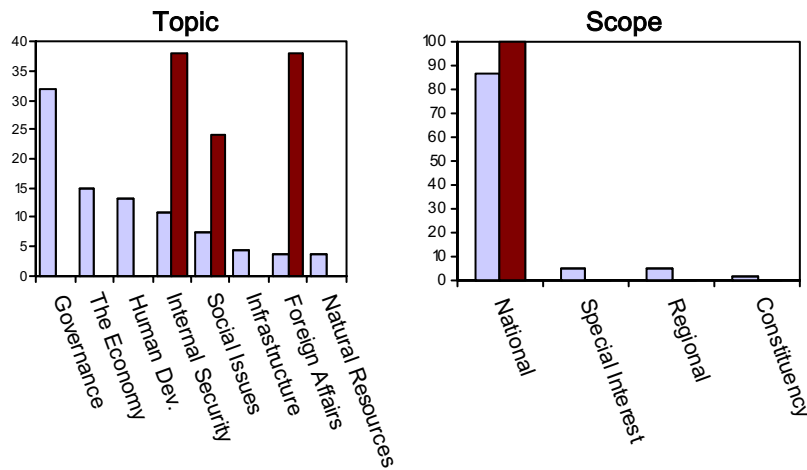
Plenary			Committee		
	Score	Percentile		Score	Percentile
Attendance	16 / 89	21	Attendance	9 / 91	11
Participation	187 / 117651	57	Participation	0 / 393	0
Influence	0 / 117651	0			

Political Position

INSUFFICIENT POSITION DATA AVAILABLE

Focus

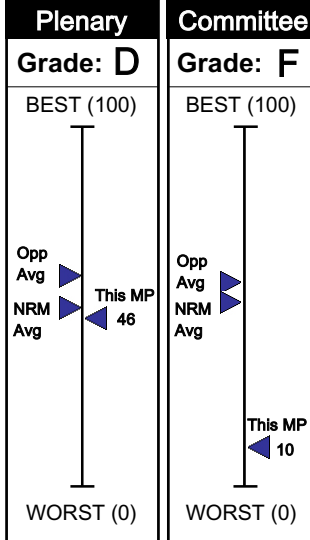
Parliament Average: ■ This MP: ■



Kajeke Wilfred



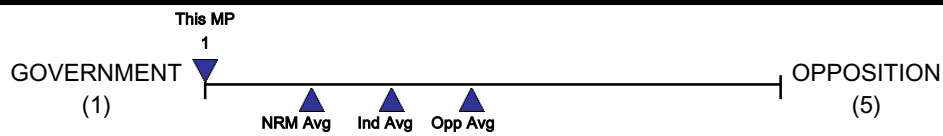
Constituency:	Mbale Municipality
District:	Mbale
Status:	Shadow Cabinet
Portfolio:	Communication, ICT, Science and Technology
Party:	FDC
Committees:	ICT, HIV/AIDS



Performance

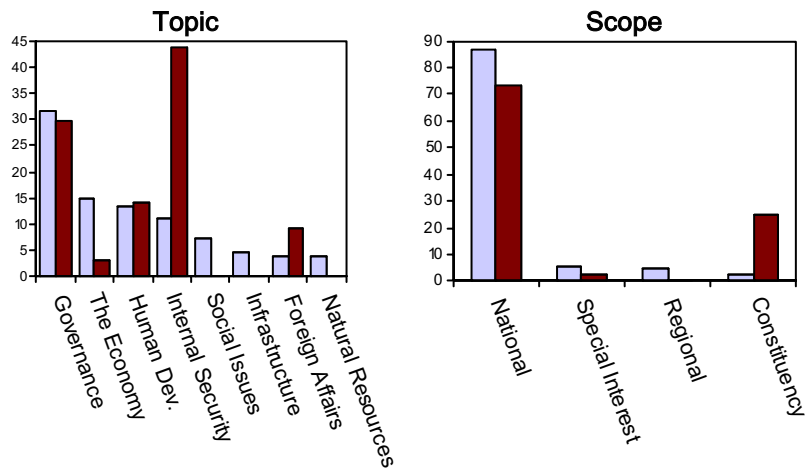
Plenary			Committee		
	Score	Percentile		Score	Percentile
Attendance	22 / 89	45	Attendance	16 / 48	39
Participation	244 / 117651	63	Participation	0 / 806	0
Influence	0 / 117651	0			

Political Position



Focus

Parliament Average: ■ This MP: ■

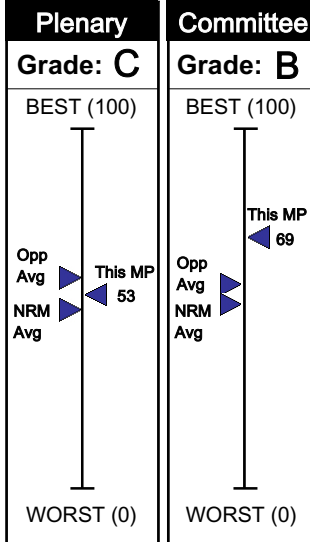


Kakoba Onyango



Constituency: Bulkwe County North
District: Mukono
Status: Backbencher
Portfolio: None

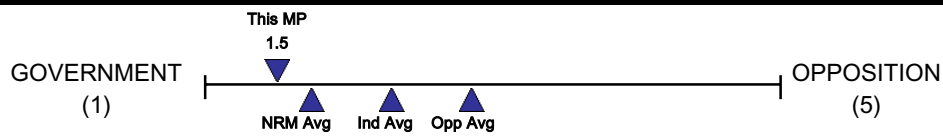
Party: NRM
Committees: Foreign Affairs, Government Assurances



Performance

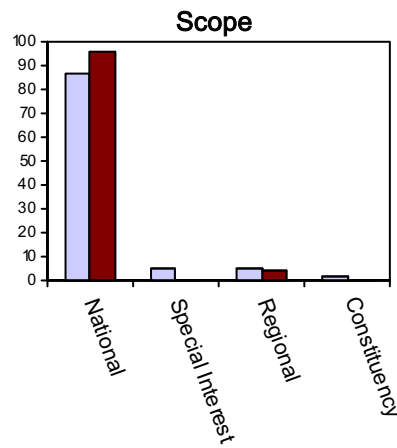
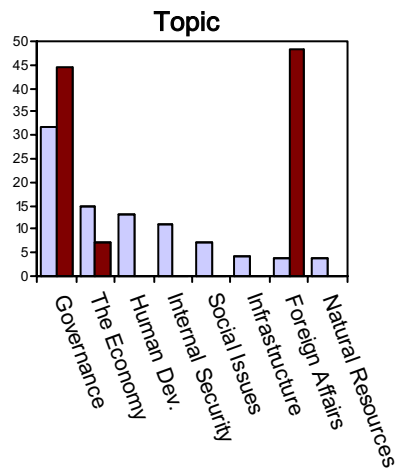
Plenary			Committee		
	Score	Percentile		Score	Percentile
Attendance	33 / 89	81	Attendance	12 / 34	42
Participation	108 / 117651	43	Participation	54 / 453	76
Influence	0 / 117651	0			

Political Position



Focus

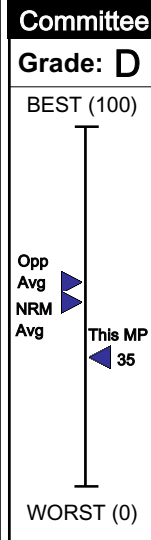
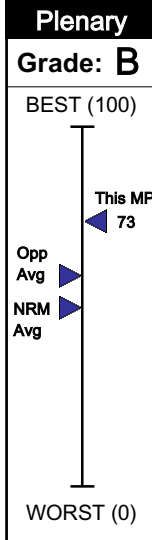
Parliament Average: ■ This MP: ■



Kakooza James



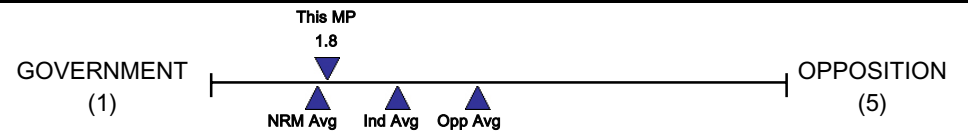
Constituency:	Kabula County
District:	Lyantonde
Status:	Backbencher
Portfolio:	None
Party:	NRM
Committees:	Commissions, Finance



Performance

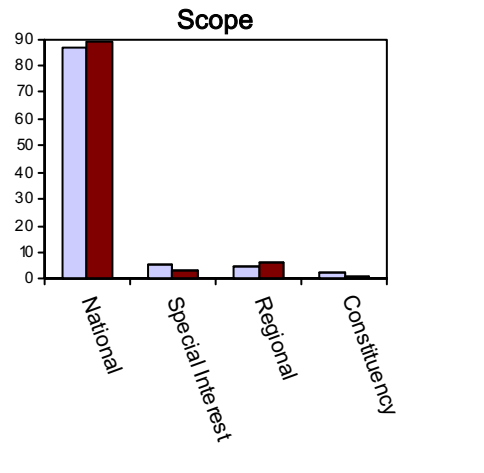
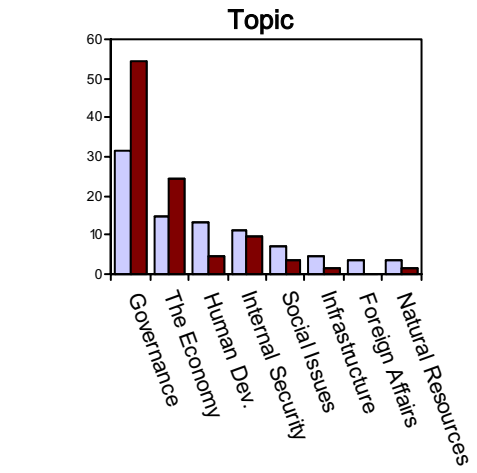
Plenary			Committee		
	Score	Percentile		Score	Percentile
Attendance	40 / 89	94	Attendance	15 / 53	32
Participation	384 / 117651	72	Participation	287 / 4783	55
Influence	0 / 117651	0			

Political Position



Focus

Parliament Average: █ This MP: █

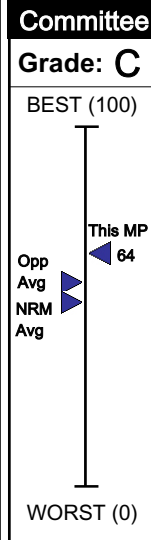
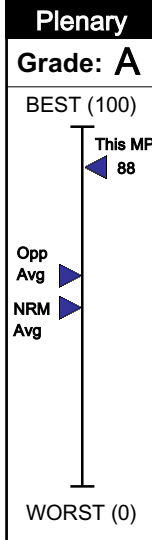


Kaliba Steven



Constituency: Fort Portal Municipality
District: Kabarole
Status: Backbencher
Portfolio: None

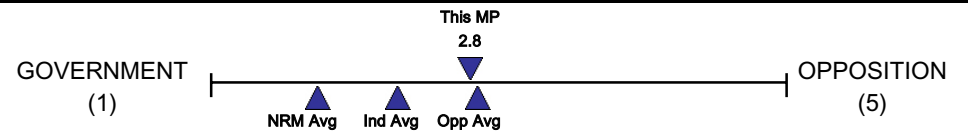
Party: NRM
Committees: Foreign Affairs, Local Government



Performance

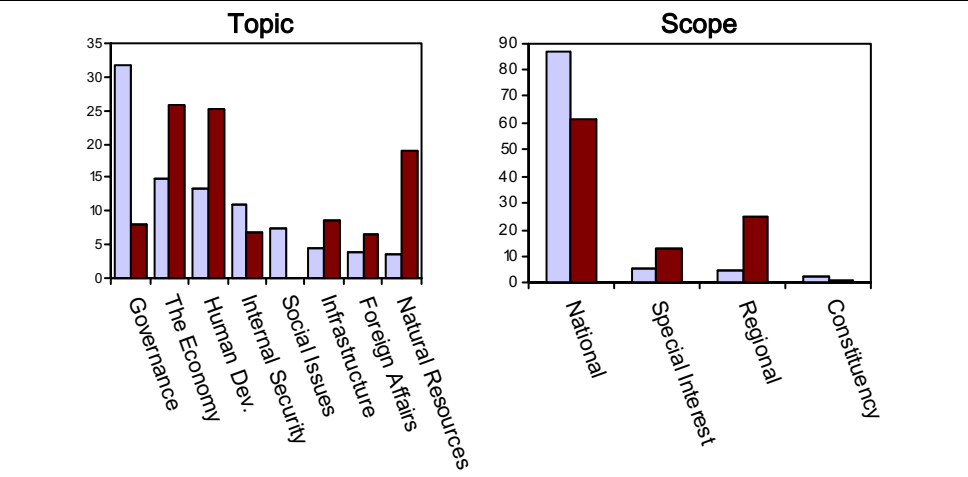
Plenary			Committee		
	Score	Percentile		Score	Percentile
Attendance	42 / 89	95	Attendance	49 / 84	75
Participation	520 / 117651	79	Participation	335 / 8212	40
Influence	83 / 117651	74			

Political Position



Focus

Parliament Average: █ This MP: █



Kamanda Bataringaya Cos



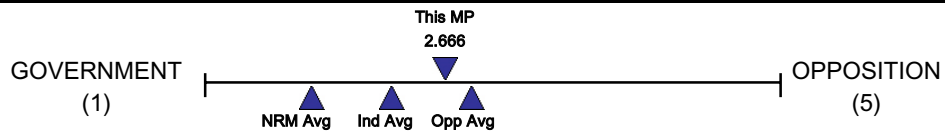
Constituency:	Bwamba County
District:	Bundibugyo
Status:	Minister of State
Portfolio:	Minerals
Party:	NRM
Committees:	N/A

Plenary	Committee
Grade: E	Grade: N/A
BEST (100)	Not Available
Opp Avg	
NRM Avg	
This MP 20	
WORST (0)	

Performance

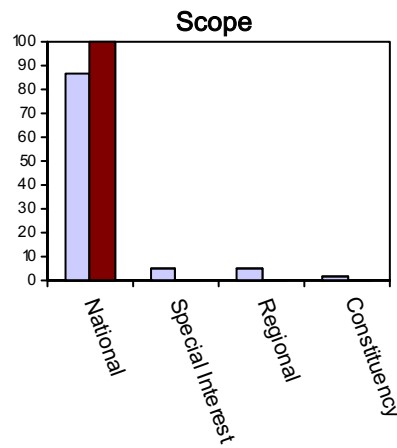
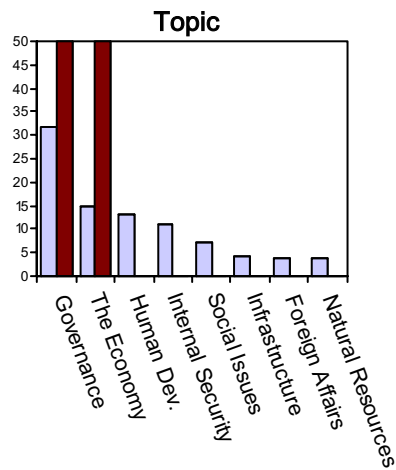
Plenary			Committee		
	Score	Percentile		Score	Percentile
Attendance	21 / 89	40	Attendance	N/A	N/A
Participation	17 / 117651	17	Participation	N/A	N/A
Influence	0 / 117651	0			

Political Position



Focus

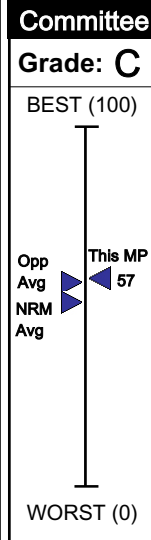
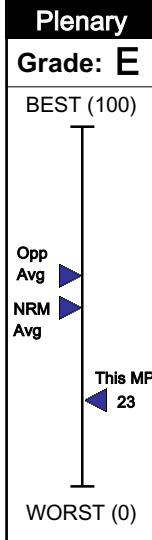
Parliament Average: ■ This MP: ■



Kamba Saleh M.W.



Constituency:	Kibuku County
District:	Pallisa
Status:	Backbencher
Portfolio:	None
Party:	NRM
Committees:	Defence, Public Accounts



Performance

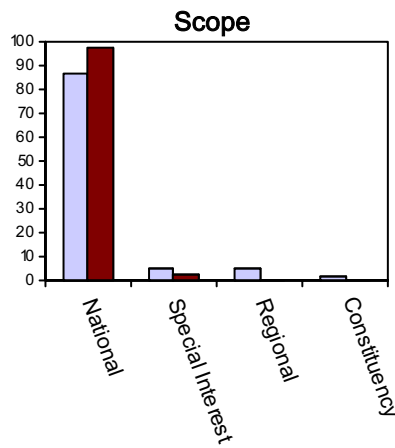
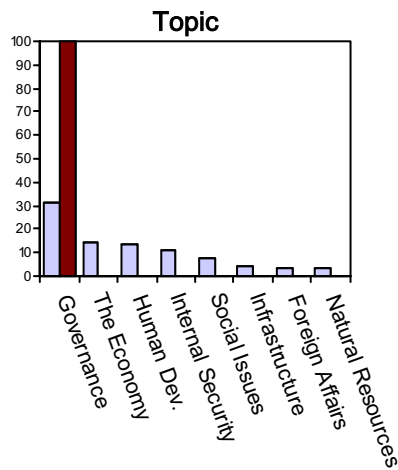
Plenary			Committee		
	Score	Percentile		Score	Percentile
Attendance	18 / 89	27	Attendance	51 / 98	66
Participation	69 / 117651	31	Participation	188 / 4131	44
Influence	0 / 117651	0			

Political Position

INSUFFICIENT POSITION DATA AVAILABLE

Focus

Parliament Average: ■ This MP: ■



Kamuntu Ephraim



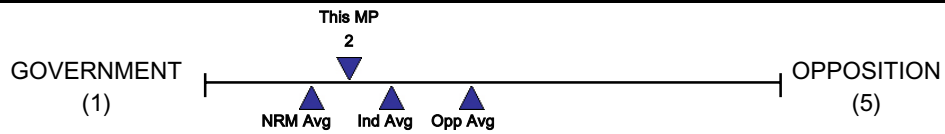
Constituency:	Sheema County South
District:	Bushenyi
Status:	Minister of State
Portfolio:	Industry
Party:	NRM
Committees:	N/A

Plenary	Committee
Grade: B	Grade: N/A
BEST (100)	Not Available
 This MP 79	
Opp Avg	
NRM Avg	
WORST (0)	

Performance

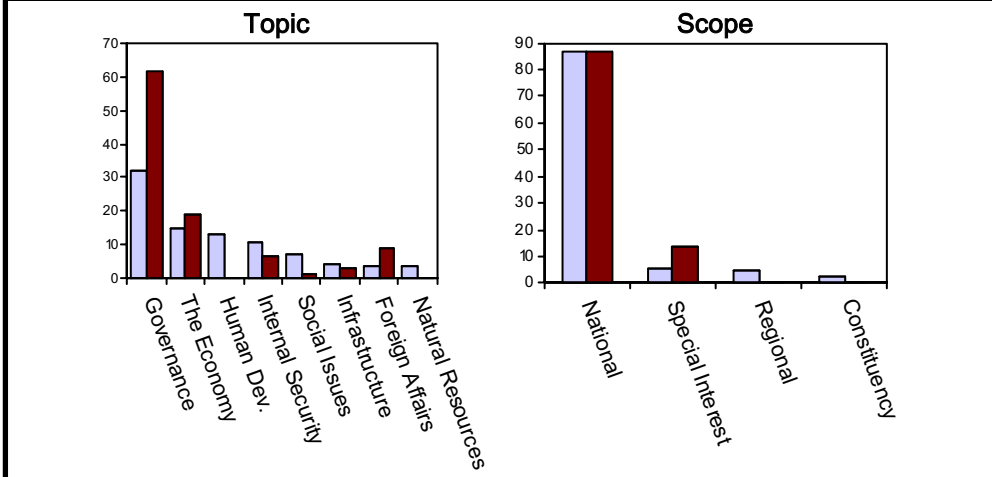
Plenary			Committee		
	Score	Percentile		Score	Percentile
Attendance	35 / 89	86	Attendance	N/A	N/A
Participation	373 / 117651	70	Participation	N/A	N/A
Influence	3 / 117651	58			

Political Position



Focus

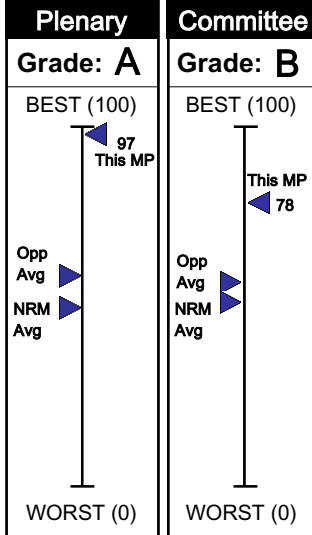
Parliament Average:
 This MP:



Kanya Beti Olive Namisango Turwomwe



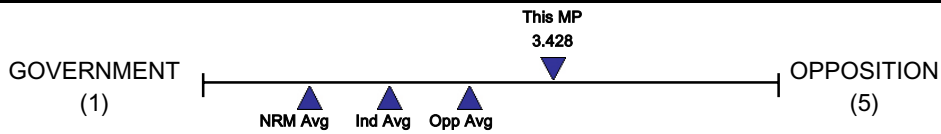
Constituency: Rubaga Division North
District: Kampala
Status: Shadow Cabinet
Portfolio: Agriculture, Animal Industry and Fisheries
Party: FDC
Committees: Agriculture, National Economy



Performance

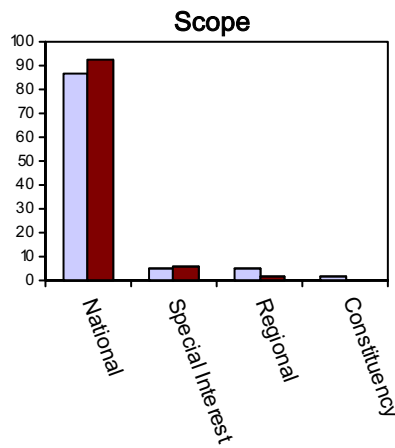
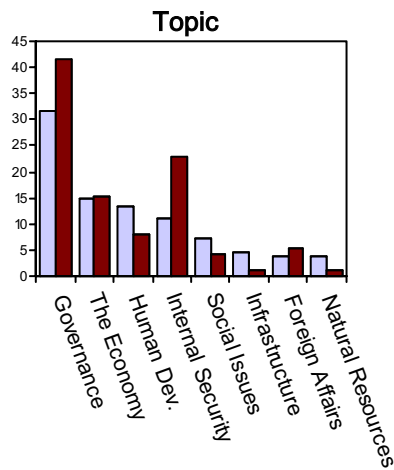
Plenary			Committee		
	Score	Percentile		Score	Percentile
Attendance	44 / 89	96	Attendance	21 / 55	45
Participation	2111 / 117651	98	Participation	213 / 1320	84
Influence	1015 / 117651	91			

Political Position



Focus

Parliament Average: ■ This MP: ■



Kasaija Matia



Constituency:	Buyanja County
District:	Kibale
Status:	Minister of State
Portfolio:	Internal Affairs
Party:	NRM
Committees:	N/A

Plenary	Committee
Grade: A	Grade: N/A
BEST (100)	Not Available
 This MP 86	
Opp Avg	
NRM Avg	
WORST (0)	

Performance

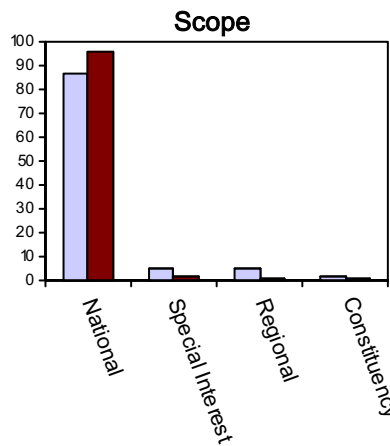
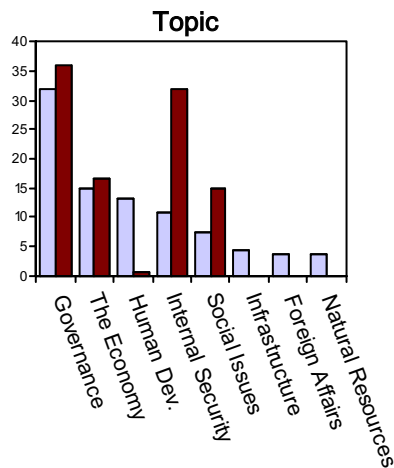
Plenary			Committee		
	Score	Percentile		Score	Percentile
Attendance	29 / 89	70	Attendance	N/A	N/A
Participation	819 / 117651	89	Participation	105 / 1562	59
Influence	304 / 117651	81			

Political Position

INSUFFICIENT POSITION DATA AVAILABLE

Focus

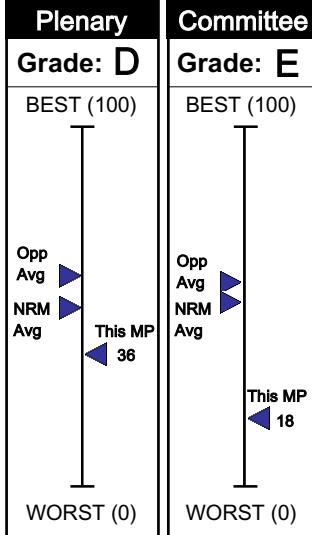
Parliament Average: ■ This MP: ■



Kasaija Stephen Kagwera



Constituency:	Burahya County
District:	Kabarole
Status:	Backbencher
Portfolio:	None
Party:	NRM
Committees:	Budget, Agriculture



Performance

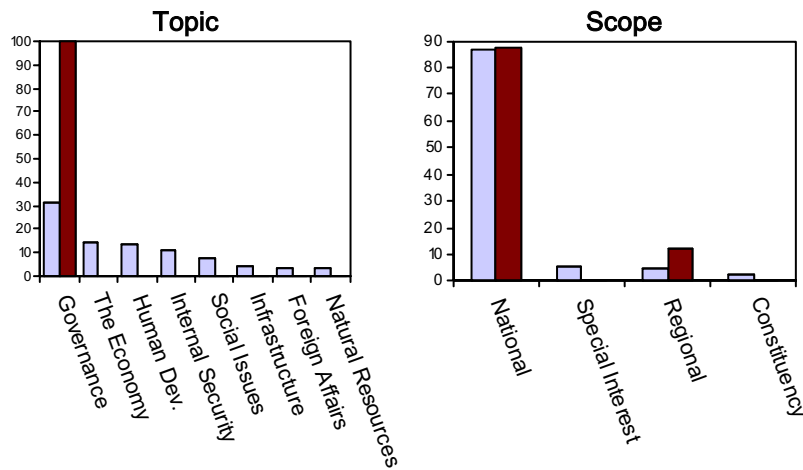
Plenary			Committee		
	Score	Percentile		Score	Percentile
Attendance	22 / 89	45	Attendance	15 / 63	27
Participation	80 / 117651	34	Participation	64 / 1939	32
Influence	0 / 117651	0			

Political Position

INSUFFICIENT POSITION DATA AVAILABLE

Focus

Parliament Average: ■ This MP: ■



Kasamba Mathias



Constituency:	Kakuuto County
District:	Rakai
Status:	Backbencher
Portfolio:	None
Party:	NRM
Committees:	None

Plenary	Committee
Grade: E	Grade: N/A
BEST (100)	Not Available
<div style="display: flex; align-items: center; justify-content: center;"> <div style="border-left: 1px solid black; border-right: 1px solid black; width: 100%; height: 100%;"></div> </div>	
Opp Avg	
NRM Avg	
This MP 20	
WORST (0)	

Performance

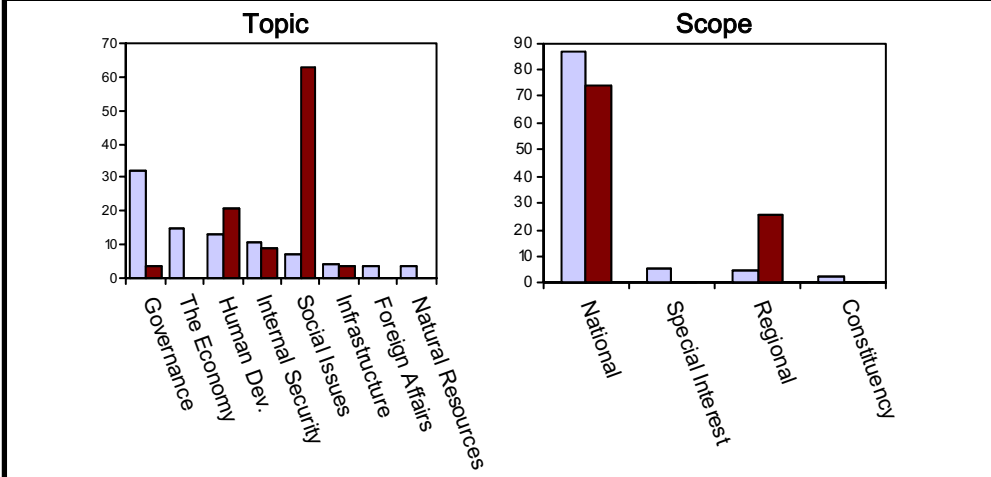
Plenary			Committee		
	Score	Percentile		Score	Percentile
Attendance	18 / 89	27	Attendance	N/A	N/A
Participation	58 / 117651	29	Participation	N/A	N/A
Influence	0 / 117651	0			

Political Position

INSUFFICIENT POSITION DATA AVAILABLE

Focus

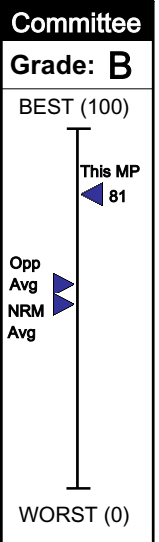
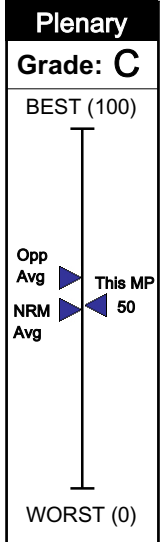
Parliament Average: This MP:



Kashaija Robert



Constituency:	Youth
District:	N/A
Status:	Backbencher
Portfolio:	None
Party:	NRM
Committees:	Appointments, Presidential Affairs



Performance

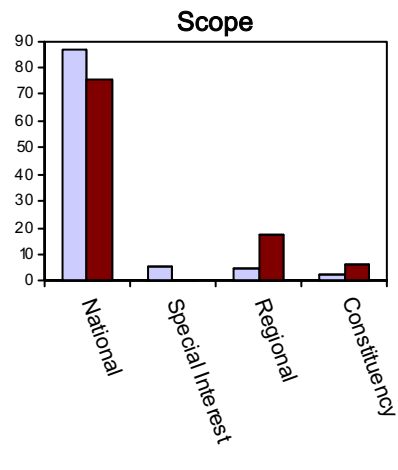
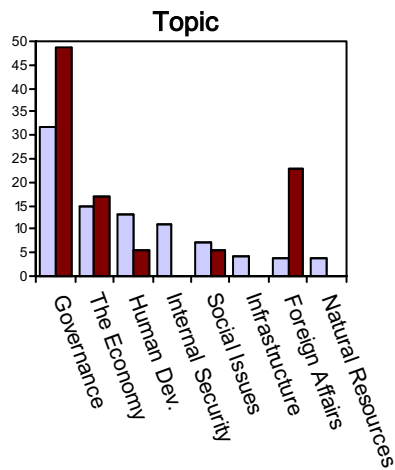
Plenary			Committee		
	Score	Percentile		Score	Percentile
Attendance	30 / 89	75	Attendance	18 / 30	77
Participation	107 / 117651	42	Participation	34 / 633	51
Influence	0 / 117651	0			

Political Position

INSUFFICIENT POSITION DATA AVAILABLE

Focus

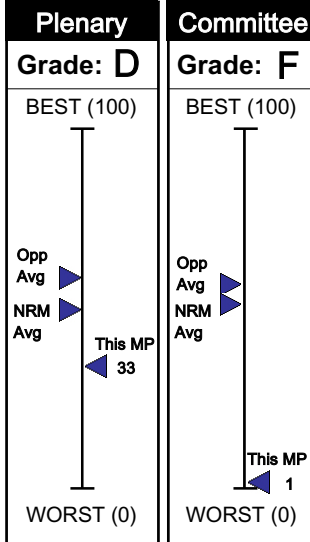
Parliament Average: ■ This MP: ■



Kasigwa Harry



Constituency:	Jinja Municipality West
District:	Jinja
Status:	Shadow Cabinet
Portfolio:	Energy and Mineral Development
Party:	FDC
Committees:	Natural Resources



Performance

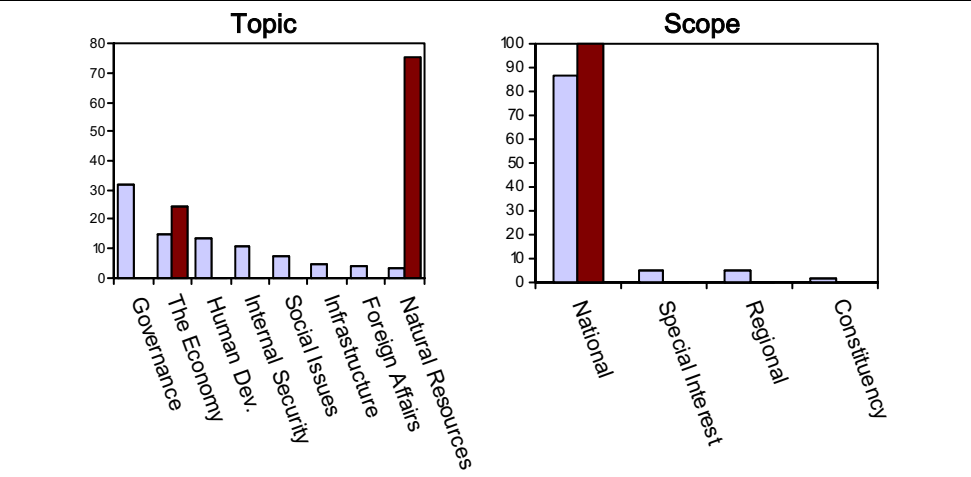
Plenary			Committee		
	Score	Percentile		Score	Percentile
Attendance	11 / 89	9	Attendance	2 / 36	6
Participation	353 / 117651	69	Participation	0 / 275	0
Influence	0 / 117651	0			

Political Position

INSUFFICIENT POSITION DATA AVAILABLE

Focus

Parliament Average: ■ This MP: ■



Kasozi Joseph Muyomba



Constituency:	Youth
District:	N/A
Status:	Backbencher
Portfolio:	None
Party:	NRM
Committees:	Presidential Affairs, HIV/AIDS

Plenary	Committee
Grade: F	Grade: N/A
BEST (100)	Not Available
Opp Avg	
NRM Avg	
This MP 14	
WORST (0)	

Performance

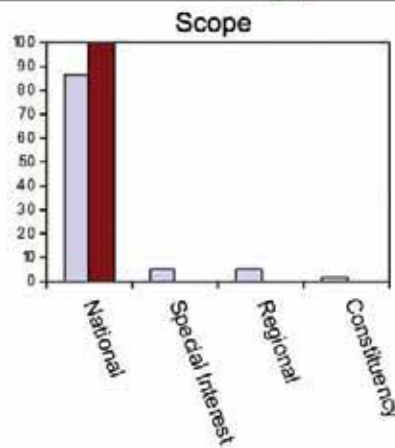
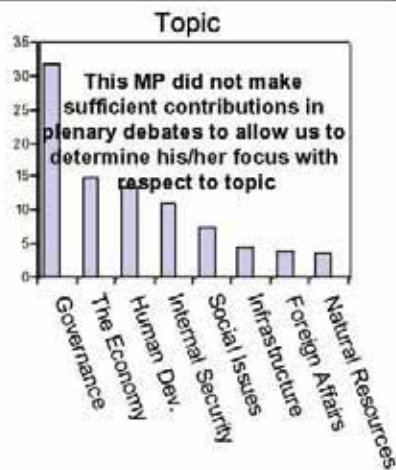
Plenary			Committee		
	Score	Percentile		Score	Percentile
Attendance	17/80	24	Attendance	3/36	10
Participation	34/117651	20	Participation	N/A	N/A
Influence	0/117651	0			

Political Position

INSUFFICIENT POSITION DATA AVAILABLE

Focus

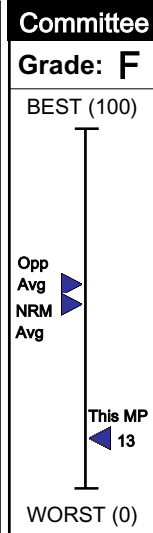
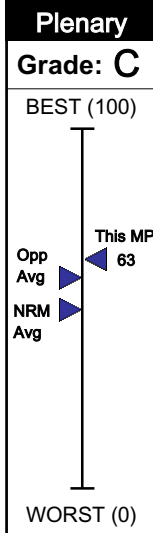
Parliament Average: This MP:



Kasule Lumumba Justine



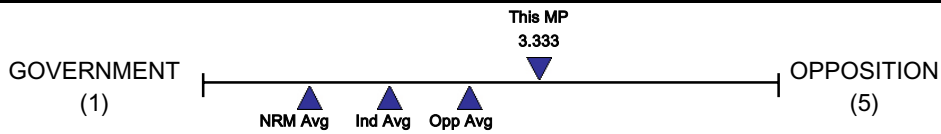
Constituency:	Women
District:	Bugiri
Status:	Backbencher
Portfolio:	None
Party:	NRM
Committees:	Gender, HIV/AIDS



Performance

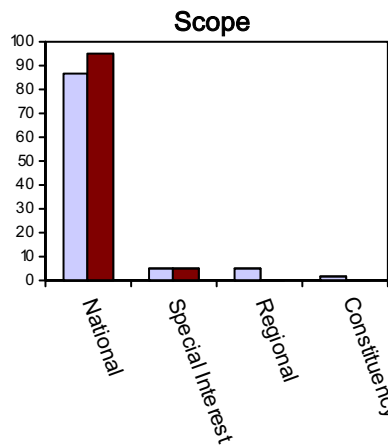
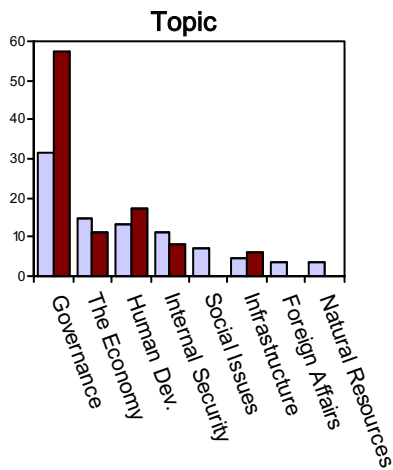
Plenary			Committee		
	Score	Percentile		Score	Percentile
Attendance	21 / 89	40	Attendance	4 / 52	9
Participation	246 / 117651	63	Participation	5 / 137	37
Influence	34 / 117651	69			

Political Position



Focus

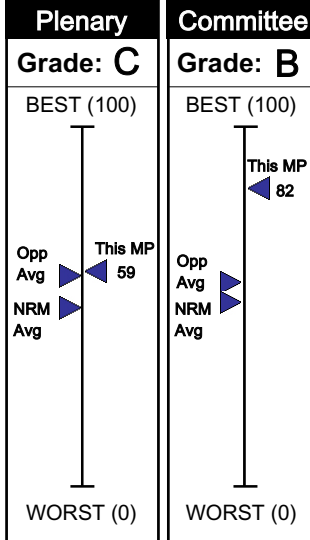
Parliament Average: ■ This MP: ■



Katende Gordon Sematiko



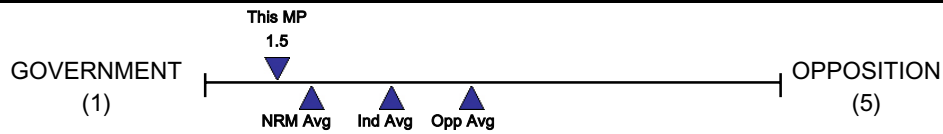
Constituency:	Mityana County North
District:	Mityana
Status:	Backbencher
Portfolio:	None
Party:	NRM
Committees:	ICT, Science & Technology



Performance

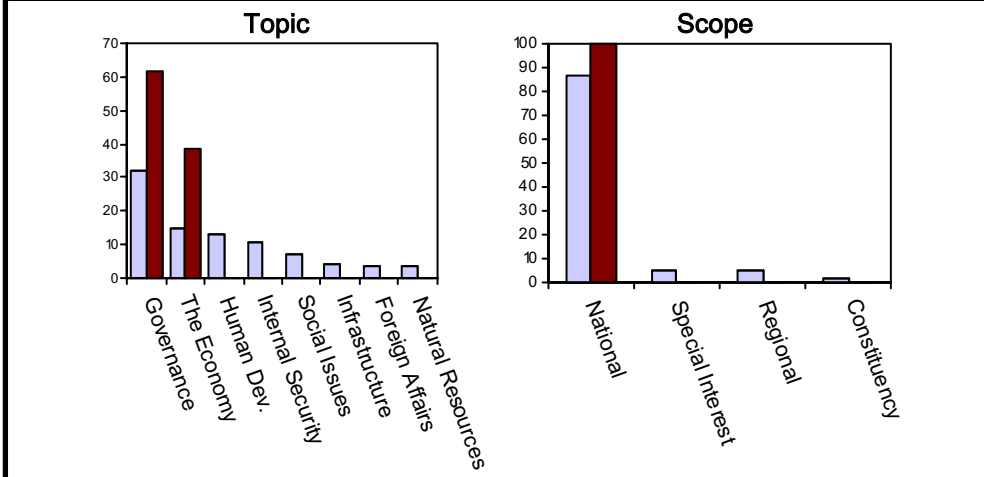
Plenary			Committee		
	Score	Percentile		Score	Percentile
Attendance	26 / 89	58	Attendance	33 / 46	93
Participation	91 / 117651	39	Participation	303 / 8182	37
Influence	14 / 117651	66			

Political Position



Focus

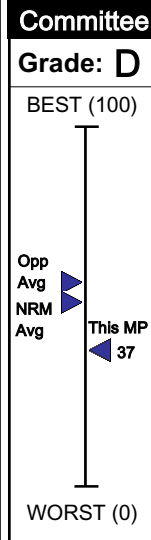
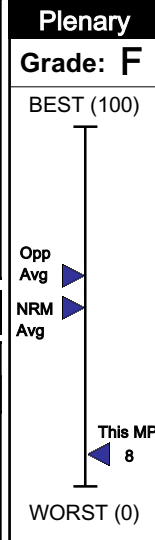
Parliament Average: ■ This MP: ■



Katirima Manoni Phinehas



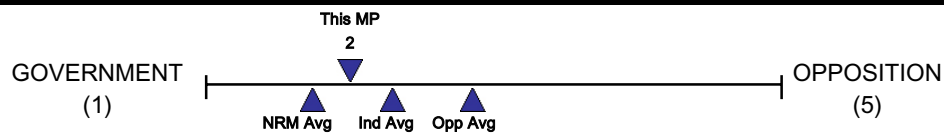
Constituency:	UPDF
District:	N/A
Status:	Backbencher
Portfolio:	None
Party:	N/A
Committees:	Defence, Rules



Performance

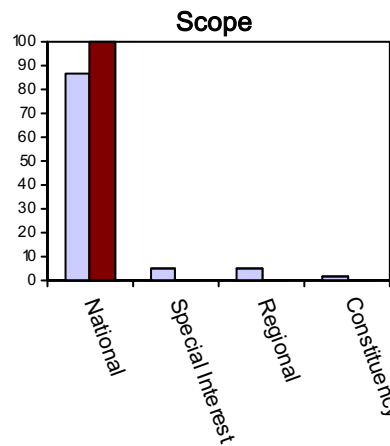
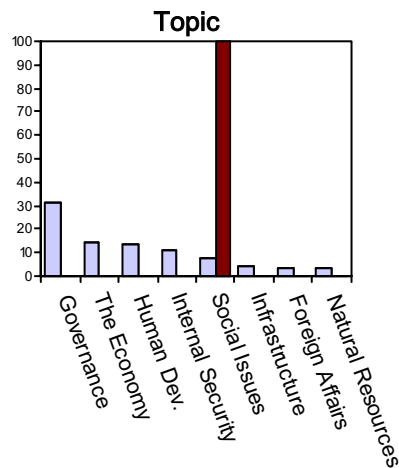
Plenary			Committee		
	Score	Percentile		Score	Percentile
Attendance	9 / 89	6	Attendance	6 / 30	22
Participation	57 / 117651	27	Participation	88 / 1049	67
Influence	0 / 117651	0			

Political Position



Focus

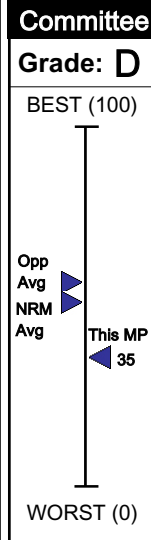
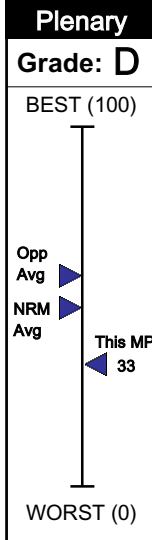
Parliament Average: ■ This MP: ■



Katongole Badhul



Constituency:	Kyaka County
District:	Kyenjojo
Status:	Backbencher
Portfolio:	None
Party:	NRM
Committees:	Public Accounts, Defence



Performance

Plenary		
	Score	Percentile
Attendance	15 / 89	17
Participation	40 / 117651	22
Influence	27 / 117651	68

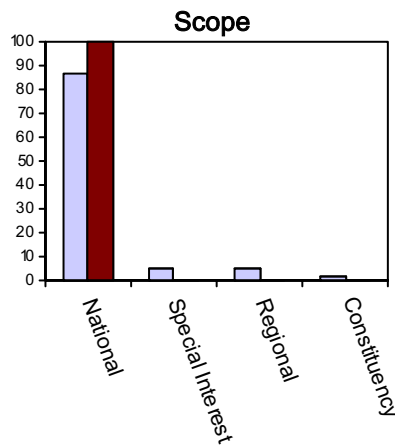
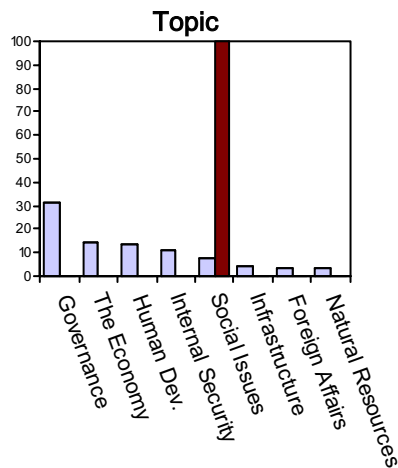
Committee		
	Score	Percentile
Attendance	32 / 98	38
Participation	226 / 4526	48

Political Position

INSUFFICIENT POSITION DATA AVAILABLE

Focus

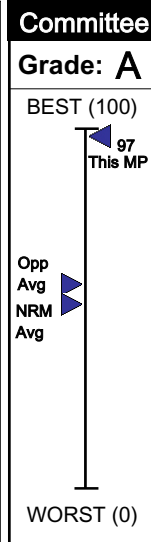
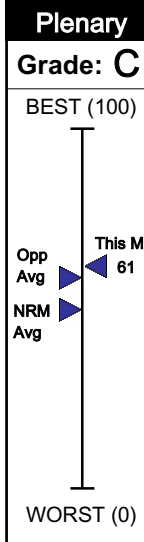
Parliament Average: ■ This MP: ■



Katuramu Hood Kiribedda



Constituency:	People with Disabilities
District:	N/A
Status:	Backbencher
Portfolio:	None
Party:	NRM
Committees:	Gender, HIV/AIDS



Performance

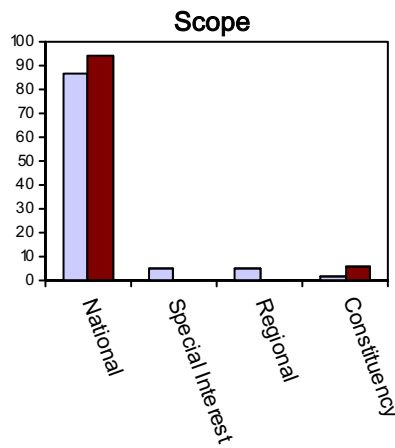
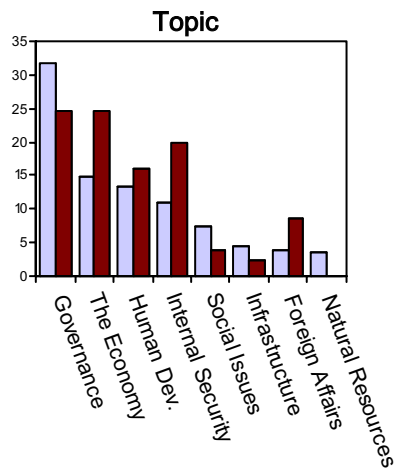
Plenary			Committee		
	Score	Percentile		Score	Percentile
Attendance	29 / 89	70	Attendance	37 / 52	92
Participation	375 / 117651	70	Participation	397 / 2843	82
Influence	0 / 117651	0			

Political Position

INSUFFICIENT POSITION DATA AVAILABLE

Focus

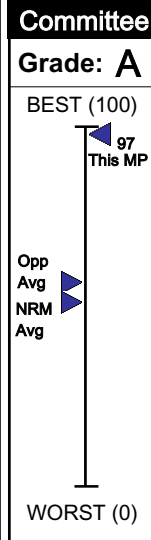
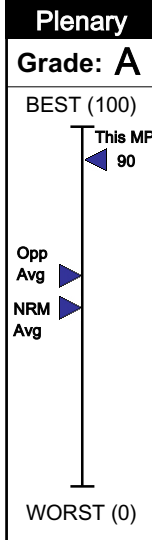
Parliament Average: ■ This MP: ■



Kawanga John Baptist



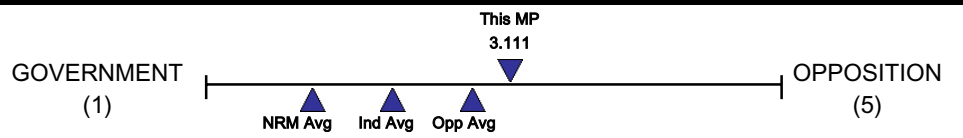
Constituency:	Masaka Municipality
District:	Masaka
Status:	Shadow Cabinet
Portfolio:	Tourism, Trade and Industry
Party:	DP
Committees:	Rules, Tourism



Performance

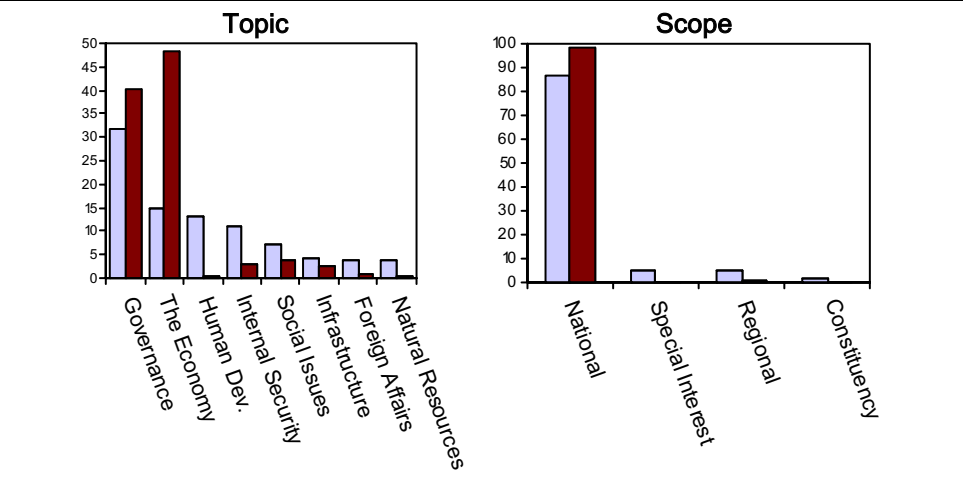
Plenary			Committee		
	Score	Percentile		Score	Percentile
Attendance	36 / 89	89	Attendance	28 / 43	85
Participation	673 / 117651	83	Participation	505 / 2207	92
Influence	199 / 117651	78			

Political Position



Focus

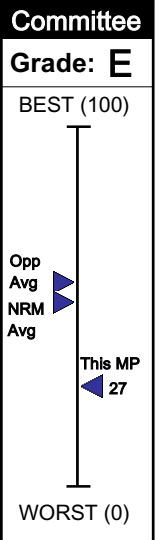
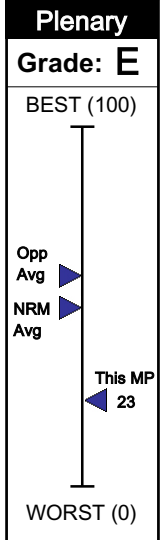
Parliament Average: ■ This MP: ■



Kawuma Muhamed



Constituency:	Entebbe Municipality
District:	Wakiso
Status:	Backbencher
Portfolio:	None
Party:	DP
Committees:	Gender, Science & Technology



Performance

Plenary		
	Score	Percentile
Attendance	18 / 89	27
Participation	70 / 117651	32
Influence	0 / 117651	0

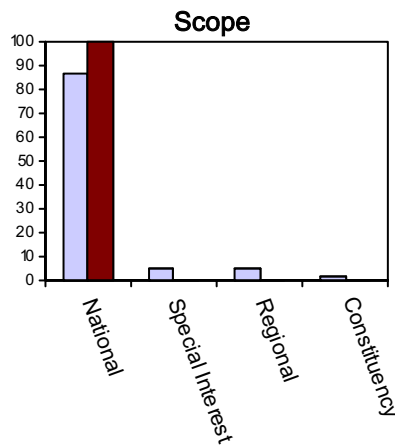
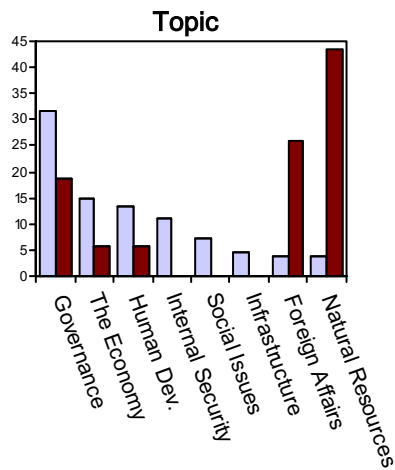
Committee		
	Score	Percentile
Attendance	21 / 50	51
Participation	62 / 3069	22

Political Position

INSUFFICIENT POSITION DATA AVAILABLE

Focus

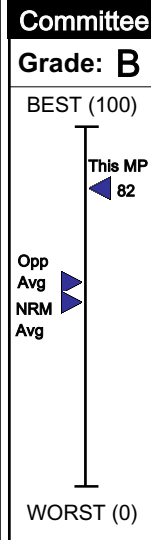
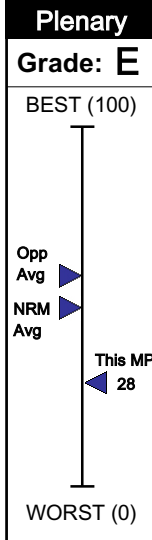
Parliament Average: ■ This MP: ■



Kayagi Sarah Netalire



Constituency:	Women
District:	Manafwa
Status:	Backbencher
Portfolio:	None
Party:	NRM
Committees:	HIV/AIDS, Gender



Performance

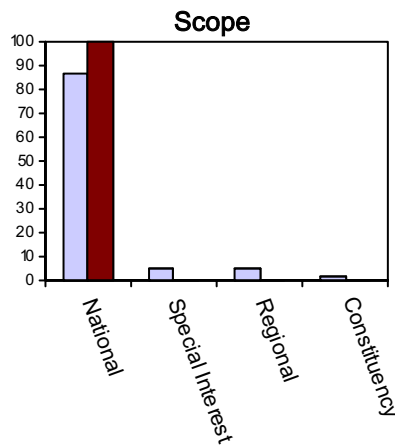
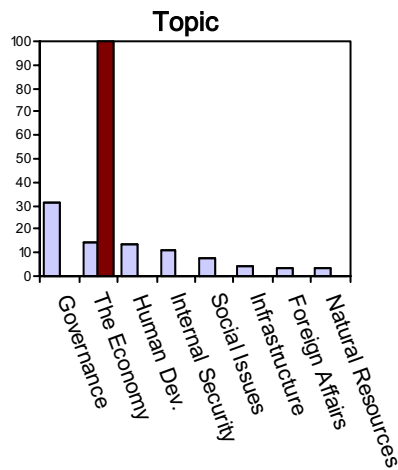
Plenary			Committee		
	Score	Percentile		Score	Percentile
Attendance	21 / 89	40	Attendance	35 / 52	88
Participation	56 / 117651	27	Participation	98 / 2232	44
Influence	0 / 117651	0			

Political Position

INSUFFICIENT POSITION DATA AVAILABLE

Focus

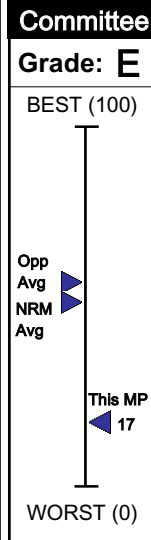
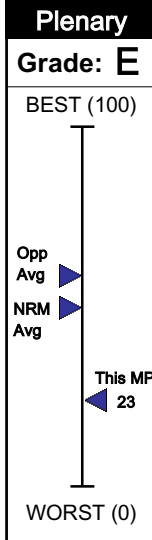
Parliament Average: ■ This MP: ■



Kazibwe Musisi Tom



Constituency:	Ntenjeru County South
District:	Kayunga
Status:	Backbencher
Portfolio:	None
Party:	NRM
Committees:	Public Accounts, Defence



Performance

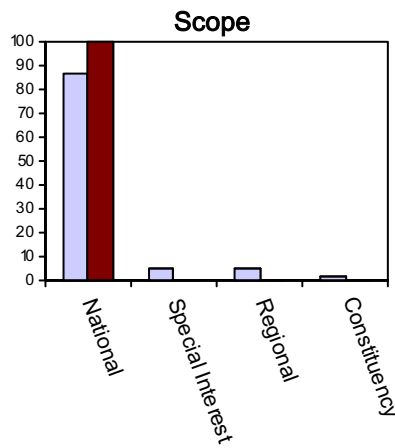
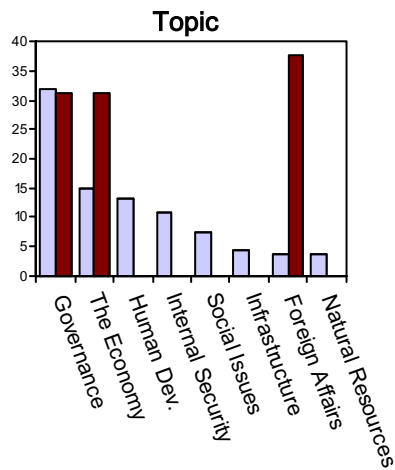
Plenary			Committee		
	Score	Percentile		Score	Percentile
Attendance	12 / 89	11	Attendance	30 / 98	35
Participation	16 / 117651	17	Participation	67 / 3045	22
Influence	4 / 117651	60			

Political Position

INSUFFICIENT POSITION DATA AVAILABLE

Focus

Parliament Average: ■ This MP: ■



Khiddu Makubuya Edward



Constituency:	Katikamu County South
District:	Luwero
Status:	Minister
Portfolio:	Justice, Constitutional Affairs and AG
Party:	NRM
Committees:	N/A

Plenary	Committee
Grade: B	Grade: N/A
BEST (100) WORST (0)	Not Available

Performance

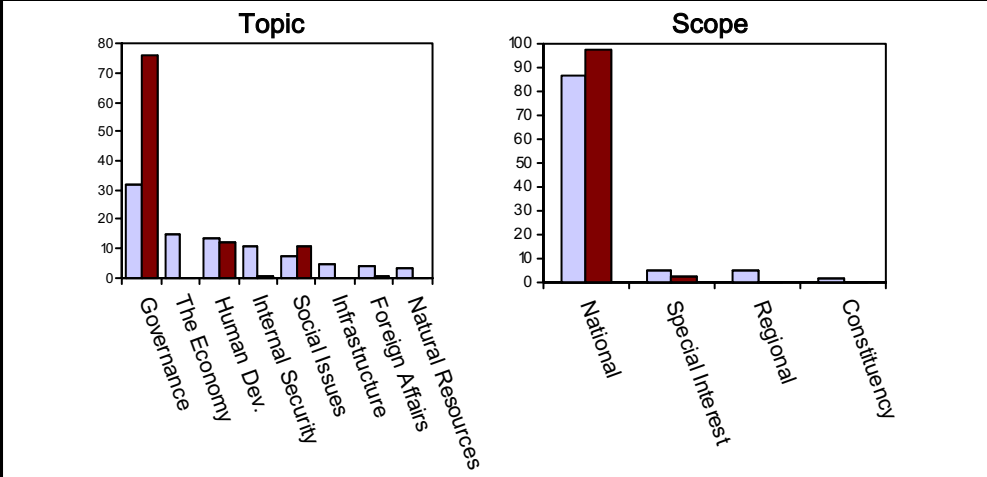
Plenary			Committee		
	Score	Percentile		Score	Percentile
Attendance	24 / 89	49	Attendance	N/A	N/A
Participation	644 / 117651	83	Participation	26 / 156	86
Influence	217 / 117651	80			

Political Position

INSUFFICIENT POSITION DATA AVAILABLE

Focus

Parliament Average: ■ This MP: ■

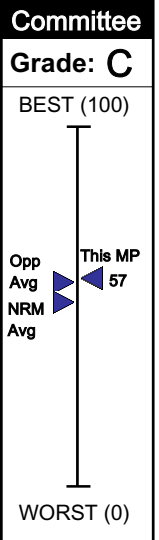
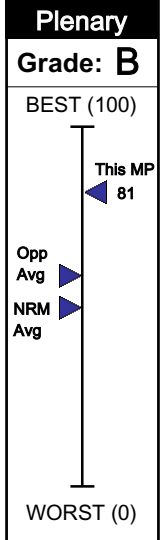


Kibanzanga Christopher M.



Constituency: Busongora County South
District: Kasese
Status: Shadow Cabinet
Portfolio: Presidency and Anti-Corruption

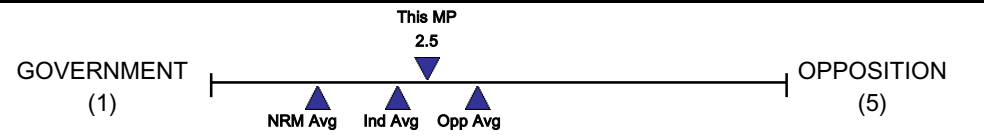
Party: FDC
Committees: Budget, Presidential Affairs



Performance

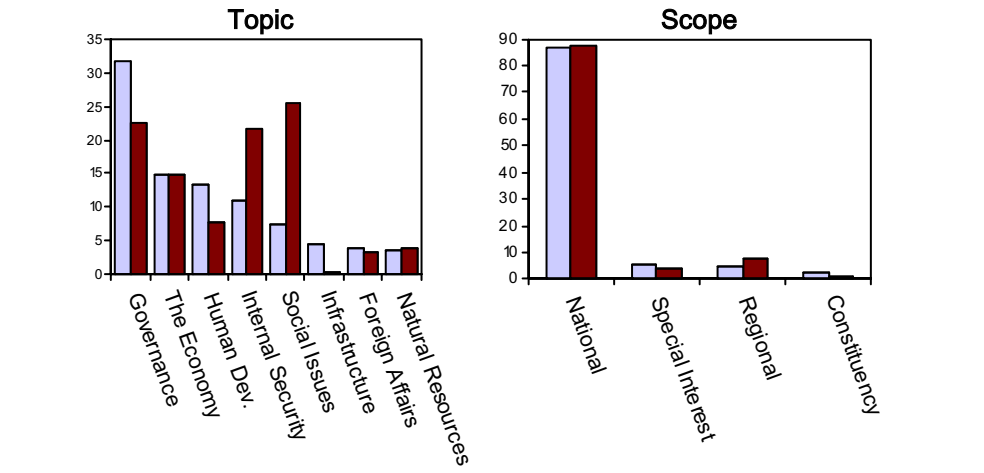
Plenary			Committee		
	Score	Percentile		Score	Percentile
Attendance	34 / 89	85	Attendance	15 / 41	43
Participation	475 / 117651	77	Participation	65 / 776	67
Influence	6 / 117651	62			

Political Position



Focus

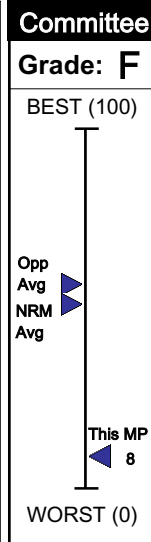
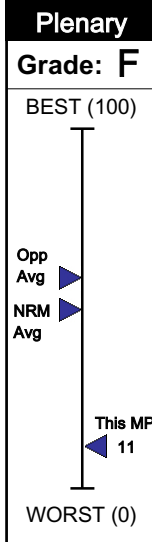
Parliament Average: ■ This MP: ■



Kibedi Zaake Wanume



Constituency:	Youth
District:	N/A
Status:	Backbencher
Portfolio:	None
Party:	NRM
Committees:	Rules, Defence



Performance

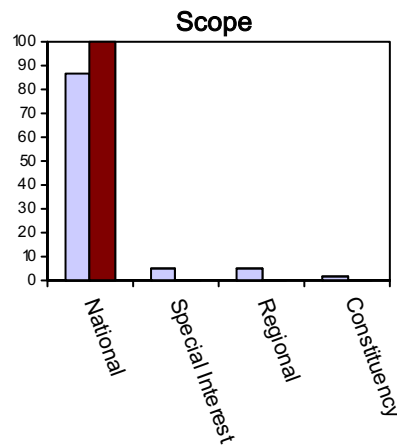
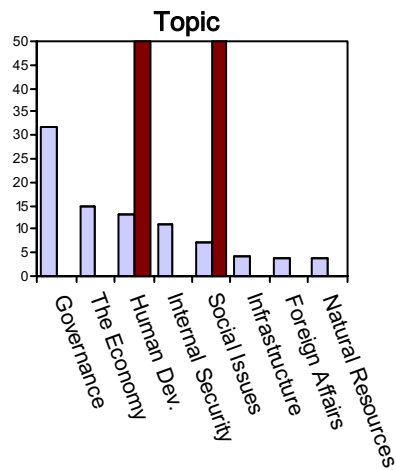
Plenary			Committee		
	Score	Percentile		Score	Percentile
Attendance	13 / 89	14	Attendance	4 / 30	16
Participation	47 / 117651	25	Participation	2 / 91	22
Influence	0 / 117651	0			

Political Position

INSUFFICIENT POSITION DATA AVAILABLE

Focus

Parliament Average: ■ This MP: ■



Kibirige Sebunya Israel



Constituency:	Kyadondo County North
District:	Wakiso
Status:	Minister of State
Portfolio:	Agriculture
Party:	NRM
Committees:	N/A

Plenary
Grade: E
BEST (100)
WORST (0)

Committee
Grade: N/A
Not Available

Performance

Plenary		
	Score	Percentile
Attendance	11 / 89	9
Participation	18 / 117651	18
Influence	1 / 117651	57

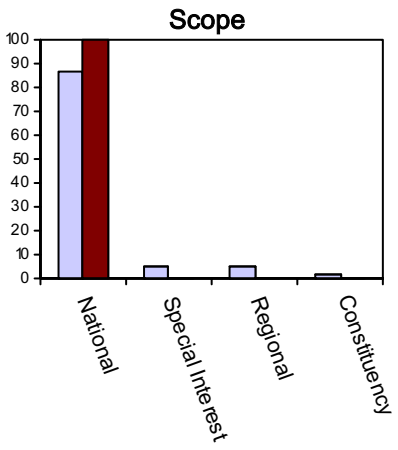
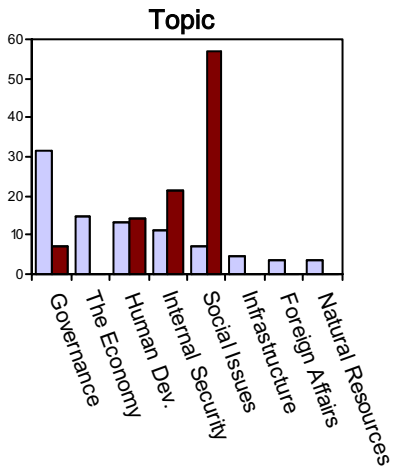
Committee		
	Score	Percentile
Attendance	N/A	N/A
Participation	N/A	N/A

Political Position

INSUFFICIENT POSITION DATA AVAILABLE

Focus

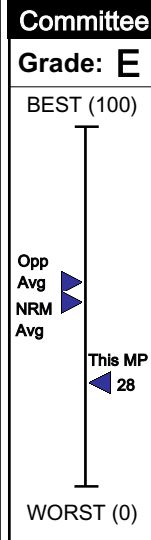
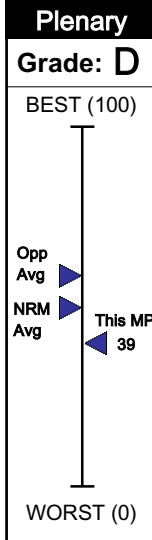
Parliament Average: ■ This MP: ■



Kibojana Margaret N.



Constituency:	Women
District:	Ibanda
Status:	Backbencher
Portfolio:	None
Party:	NRM
Committees:	Agriculture, Public Accounts



Performance

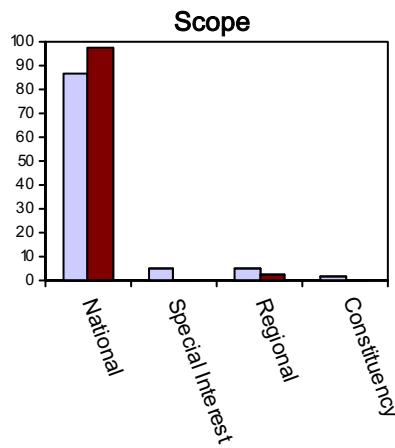
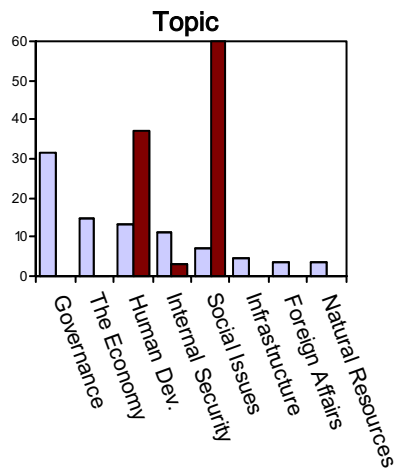
Plenary			Committee		
	Score	Percentile		Score	Percentile
Attendance	25 / 89	54	Attendance	63 / 130	60
Participation	69 / 117651	31	Participation	40 / 2908	17
Influence	0 / 117651	0			

Political Position

INSUFFICIENT POSITION DATA AVAILABLE

Focus

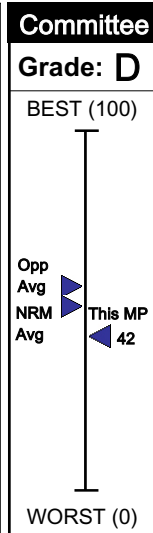
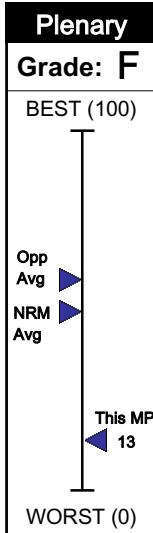
Parliament Average: ■ This MP: ■



Kiiza Rwebembera James



Constituency:	Bugahya County
District:	Hoima
Status:	Backbencher
Portfolio:	None
Party:	NRM
Committees:	Budget, Defence



Performance

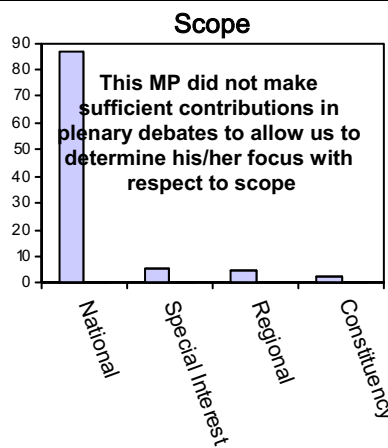
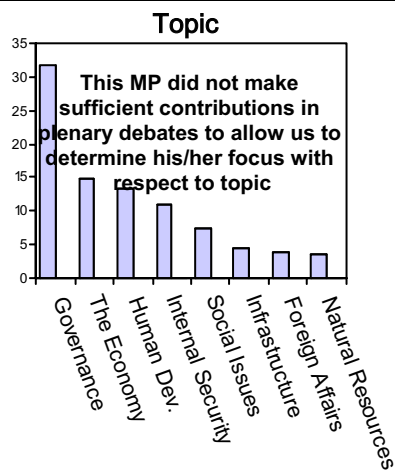
Plenary			Committee		
	Score	Percentile		Score	Percentile
Attendance	20 / 89	37	Attendance	15 / 31	60
Participation	0 / 117651	0	Participation	57 / 1666	34
Influence	0 / 117651	0			

Political Position

INSUFFICIENT POSITION DATA AVAILABLE

Focus

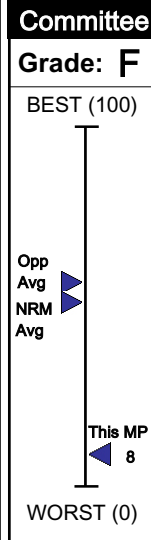
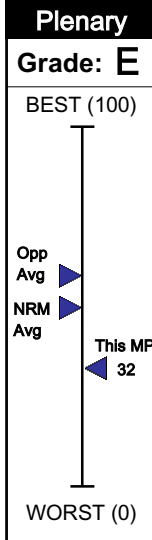
Parliament Average: ■ This MP: ■



Kiiza Winifred



Constituency:	Women
District:	Kasese
Status:	Backbencher
Portfolio:	None
Party:	FDC
Committees:	Appointments, Foreign Affairs, Presidential Affairs



Performance

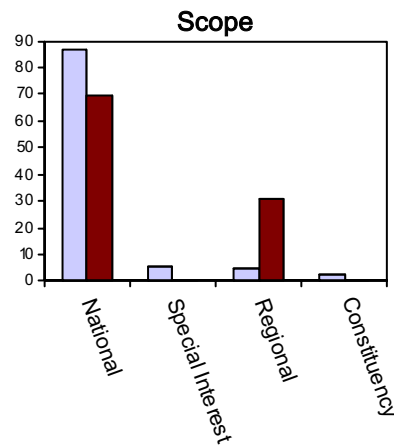
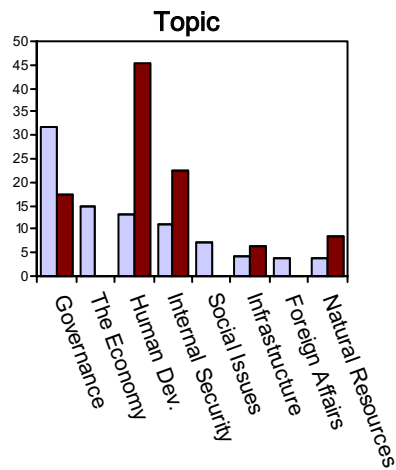
Plenary			Committee		
	Score	Percentile		Score	Percentile
Attendance	16 / 89	21	Attendance	9 / 30	33
Participation	159 / 117651	53	Participation	0 / 343	0
Influence	0 / 117651	0			

Political Position

INSUFFICIENT POSITION DATA AVAILABLE

Focus

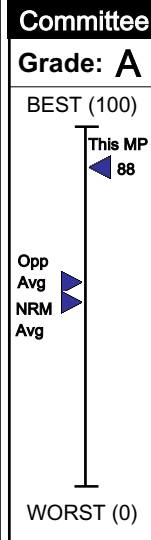
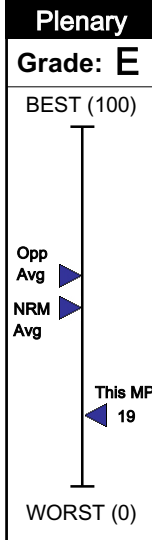
Parliament Average: ■ This MP: ■



Kikungwe Issa



Constituency:	Kyadondo County South
District:	Wakiso
Status:	Committee Chairperson
Portfolio:	None
Party:	DP
Committees:	Presidential Affairs, Business, Gov't Assurances



Performance

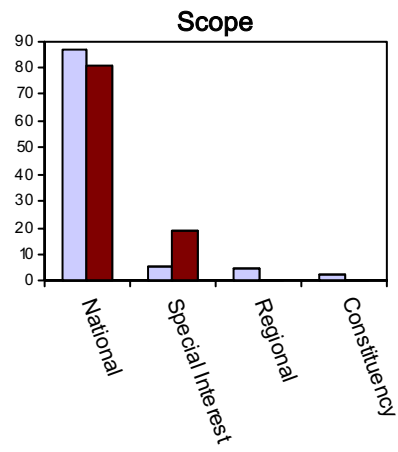
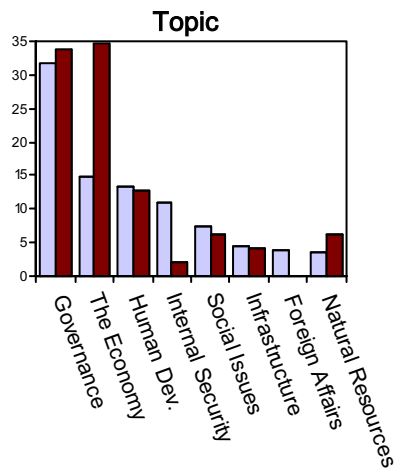
Plenary			Committee		
	Score	Percentile		Score	Percentile
Attendance	13 / 89	14	Attendance	17 / 42	49
Participation	95 / 117651	40	Participation	125 / 470	94
Influence	0 / 117651	0			

Political Position

INSUFFICIENT POSITION DATA AVAILABLE

Focus

Parliament Average: ■ This MP: ■



Kirunda Kivejinja Ali Muwabe



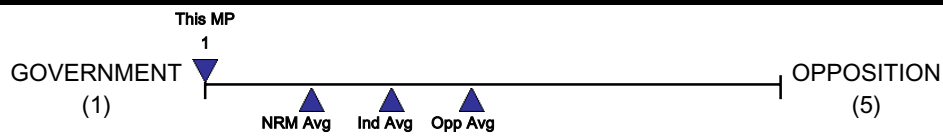
Constituency:	Bugweri County
District:	Iganga
Status:	Minister
Portfolio:	Third DPM; Information and National Guidance
Party:	NRM
Committees:	N/A

Plenary	Committee
Grade: B	Grade: N/A
BEST (100)	Not Available
<div style="display: flex; align-items: center; justify-content: center;"> <div style="border-left: 1px solid black; border-right: 1px solid black; width: 100%; height: 100%;"></div> <div style="margin-left: 5px;"> <p style="font-size: 0.8em;">This MP 79</p> <p style="font-size: 0.6em;">Opp Avg</p> <p style="font-size: 0.6em;">NRM Avg</p> </div> </div>	
WORST (0)	

Performance

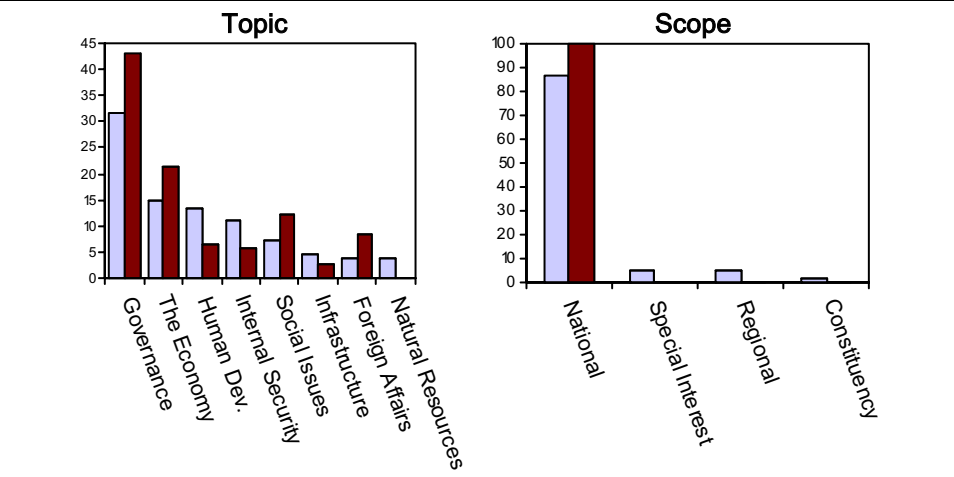
Plenary			Committee		
	Score	Percentile		Score	Percentile
Attendance	21 / 89	40	Attendance	N/A	N/A
Participation	752 / 117651	86	Participation	N/A	N/A
Influence	705 / 117651	87			

Political Position



Focus

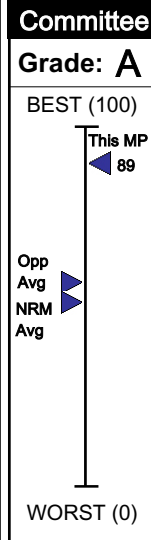
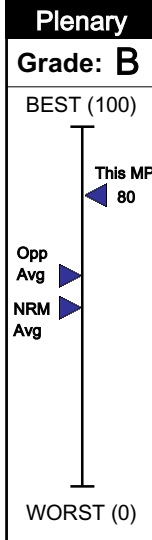
Parliament Average: This MP:



Kiryapawo Loi Kageni



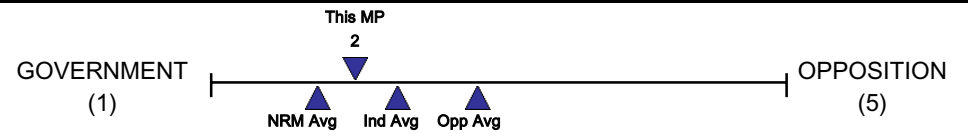
Constituency: Budaka County
District: Budaka
Status: Committee Chairperson
Portfolio: None
Party: NRM
Committees: Foreign Affairs, Appointments, Business



Performance

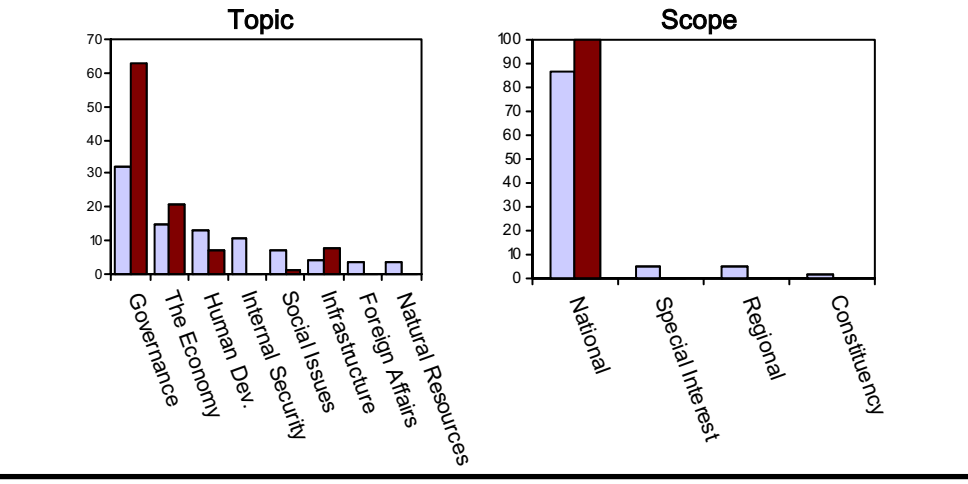
Plenary			Committee		
	Score	Percentile		Score	Percentile
Attendance	33 / 89	81	Attendance	14 / 22	84
Participation	234 / 117651	62	Participation	69 / 878	65
Influence	166 / 117651	76			

Political Position



Focus

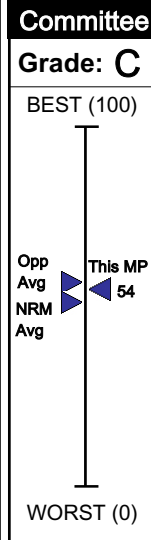
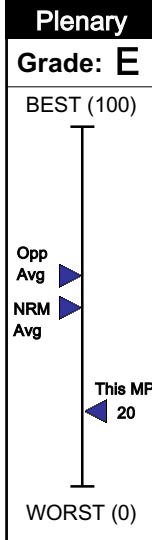
Parliament Average: [light blue square] This MP: [dark red square]



Kisira Margaret Mbeiza



Constituency:	Women
District:	Kaliro
Status:	Backbencher
Portfolio:	None
Party:	NRM
Committees:	Government Assurances, Infrastructure



Performance

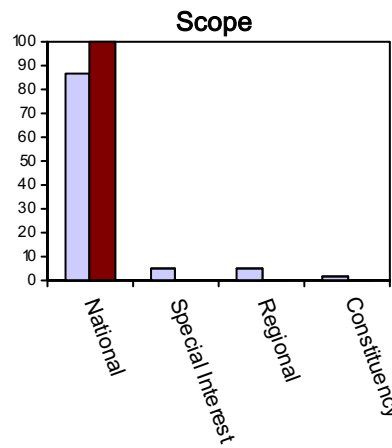
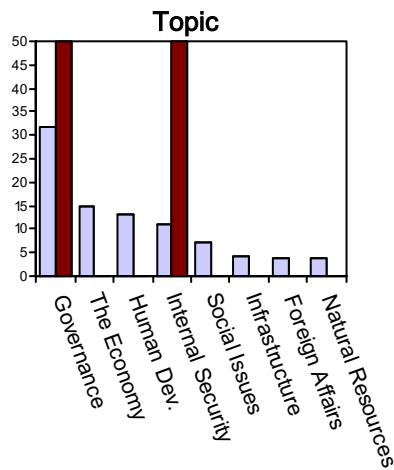
Plenary			Committee		
	Score	Percentile		Score	Percentile
Attendance	20 / 89	37	Attendance	33 / 66	62
Participation	24 / 117651	19	Participation	37 / 800	45
Influence	0 / 117651	0			

Political Position

INSUFFICIENT POSITION DATA AVAILABLE

Focus

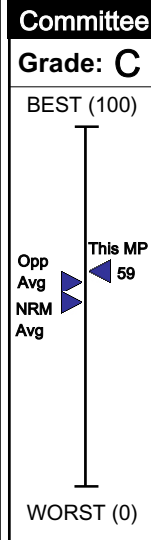
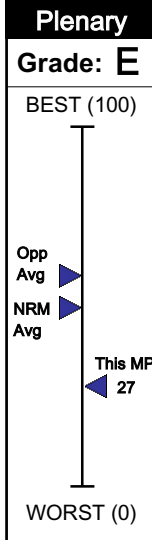
Parliament Average: ■ This MP: ■



Kitatta Aboud



Constituency:	Bukoto County West
District:	Masaka
Status:	Backbencher
Portfolio:	None
Party:	NRM
Committees:	Equal Opportunities, Presidential Affairs



Performance

Plenary		
	Score	Percentile
Attendance	22 / 89	45
Participation	37 / 117651	21
Influence	0 / 117651	0

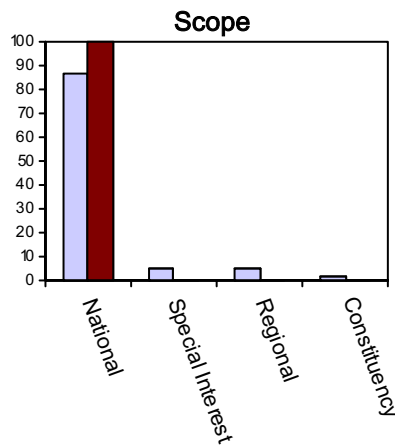
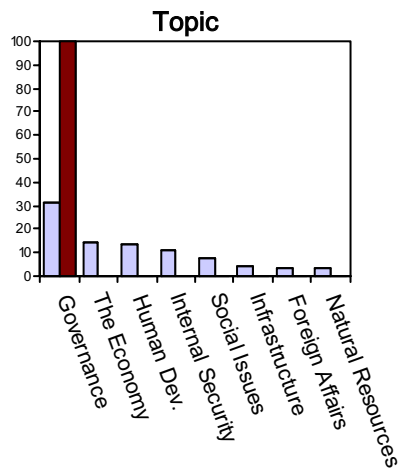
Committee		
	Score	Percentile
Attendance	28 / 41	90
Participation	36 / 1626	23

Political Position

INSUFFICIENT POSITION DATA AVAILABLE

Focus

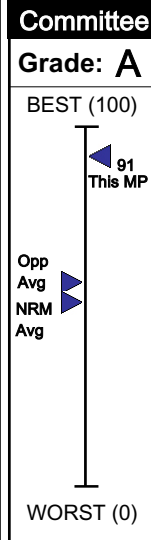
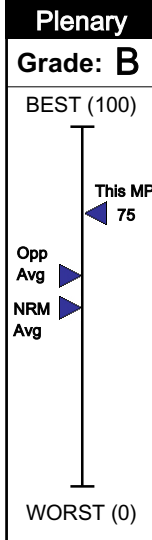
Parliament Average: ■ This MP: ■



Kiyingi Asuman



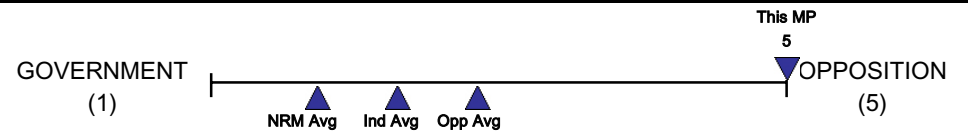
Constituency:	Bugabula County South
District:	Kamuli
Status:	Committee Chairperson
Portfolio:	None
Party:	NRM
Committees:	Rules, Business, Legal and Parliamentary



Performance

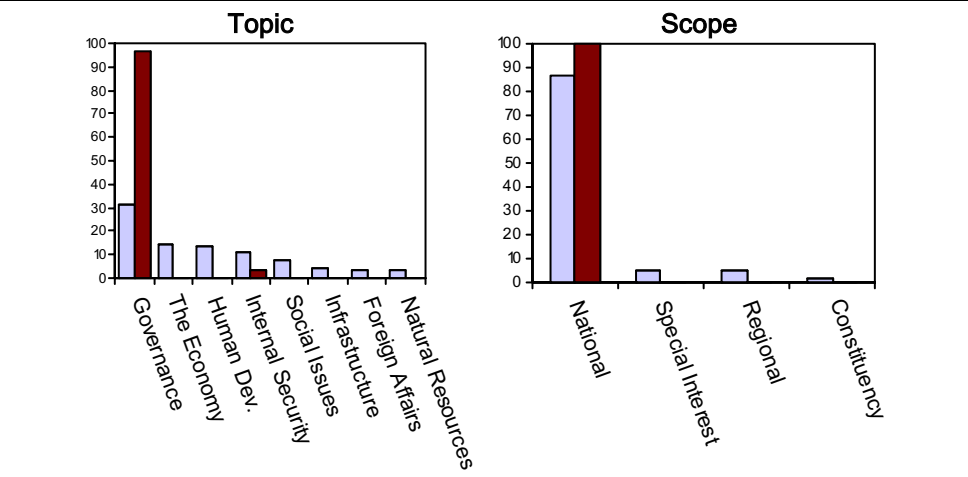
Plenary			Committee		
	Score	Percentile		Score	Percentile
Attendance	31 / 89	78	Attendance	47 / 91	65
Participation	167 / 117651	54	Participation	365 / 2239	85
Influence	36 / 117651	70			

Political Position



Focus

Parliament Average: This MP:



Kiyonga Chrispus Walter Bazarrabusa



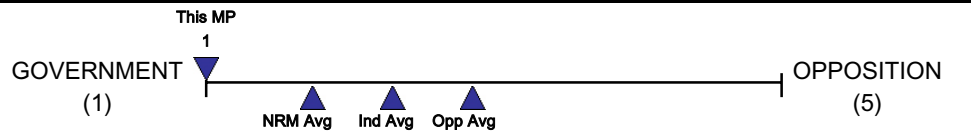
Constituency:	Bukonjo County West
District:	Kasese
Status:	Minister
Portfolio:	Defence
Party:	NRM
Committees:	N/A

Plenary	Committee
Grade: A	Grade: N/A
BEST (100)	Not Available
 92 This MP	
Opp Avg	
NRM Avg	
WORST (0)	

Performance

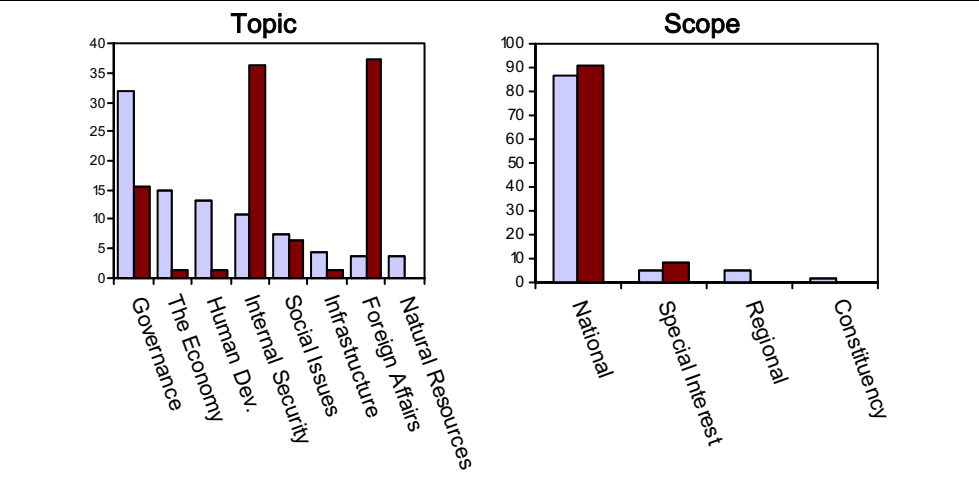
Plenary			Committee		
	Score	Percentile		Score	Percentile
Attendance	28 / 89	66	Attendance	N/A	N/A
Participation	2275 / 117651	98	Participation	87 / 1017	68
Influence	5466 / 117651	99			

Political Position



Focus

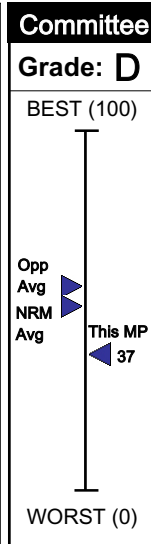
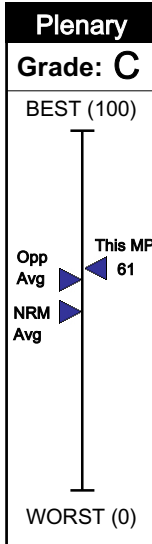
Parliament Average: This MP:



Kiyonga Francis Adamson



Constituency:	Upe County
District:	Nakapiripit
Status:	Backbencher
Portfolio:	None
Party:	Independent
Committees:	Gender



Performance

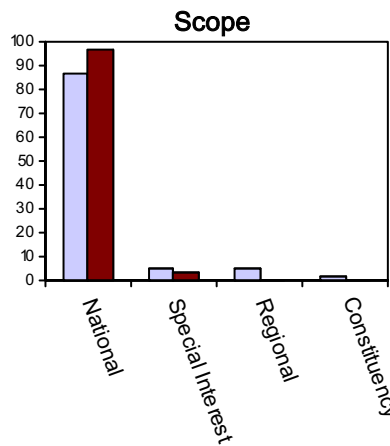
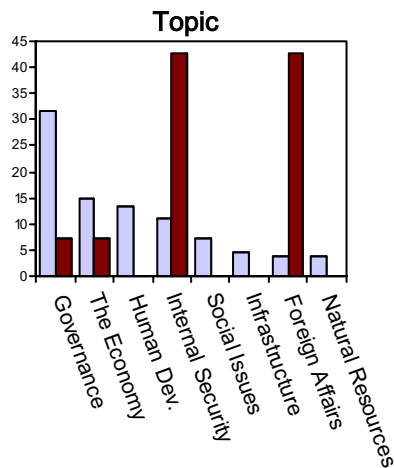
Plenary			Committee		
	Score	Percentile		Score	Percentile
Attendance	21 / 89	40	Attendance	1 / 39	4
Participation	100 / 117651	41	Participation	25 / 137	88
Influence	633 / 117651	87			

Political Position

INSUFFICIENT POSITION DATA AVAILABLE

Focus

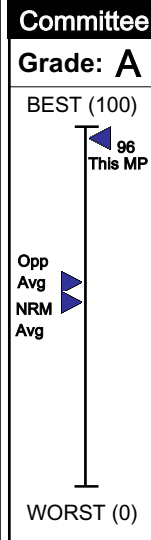
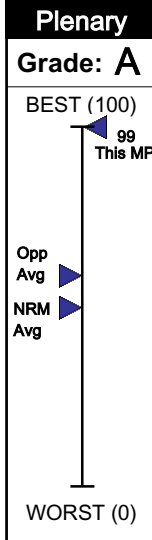
Parliament Average: ■ This MP: ■



Kubeketerya James



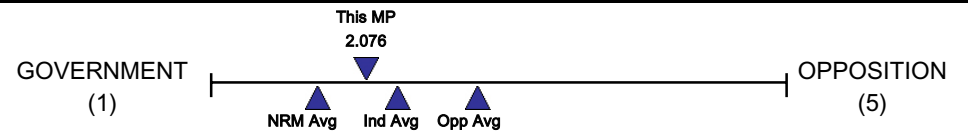
Constituency:	Bunya County East
District:	Mayuge
Status:	Committee Chairperson
Portfolio:	None
Party:	NRM
Committees:	Gov't Assurances, Social Services, Business



Performance

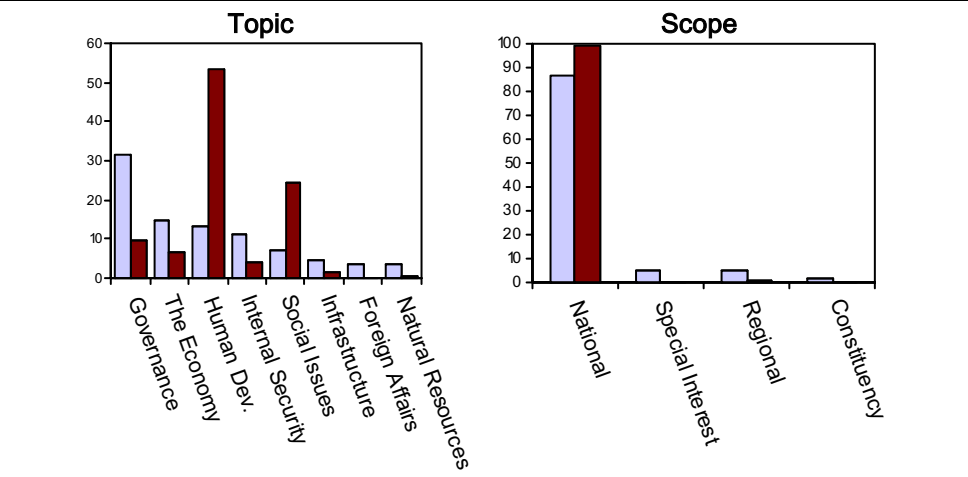
Plenary			Committee		
	Score	Percentile		Score	Percentile
Attendance	57 / 89	100	Attendance	28 / 44	84
Participation	1438 / 117651	95	Participation	620 / 3607	87
Influence	2421 / 117651	98			

Political Position



Focus

Parliament Average: This MP:



Kutesa Sam



Constituency:	Mawogola County
District:	Sembabule
Status:	Minister
Portfolio:	Foreign Affairs
Party:	NRM
Committees:	N/A

Plenary	Committee
Grade: F	Grade: N/A
BEST (100)	Not Available
Opp Avg	
NRM Avg	
This MP 0	
WORST (0)	

Performance

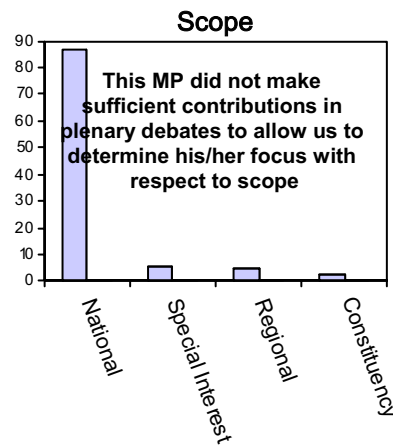
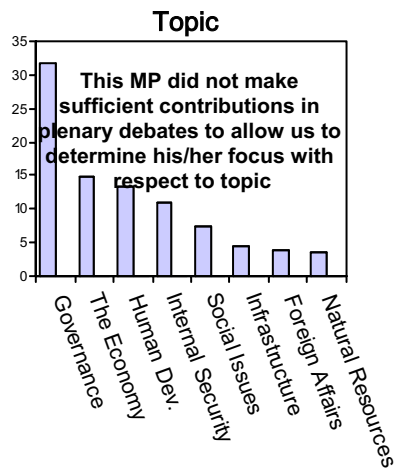
Plenary			Committee		
	Score	Percentile		Score	Percentile
Attendance	0 / 89	0	Attendance	N/A	N/A
Participation	0 / 117651	0	Participation	N/A	N/A
Influence	0 / 117651	0			

Political Position

INSUFFICIENT POSITION DATA AVAILABLE

Focus

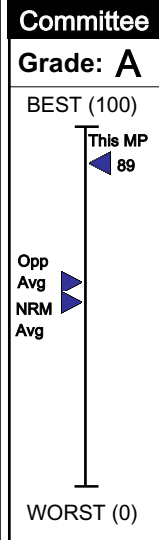
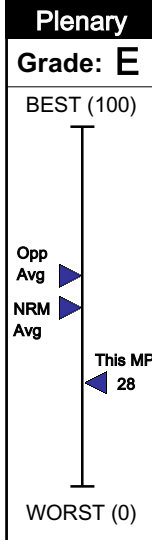
Parliament Average: This MP:



Kwebiha Joyce



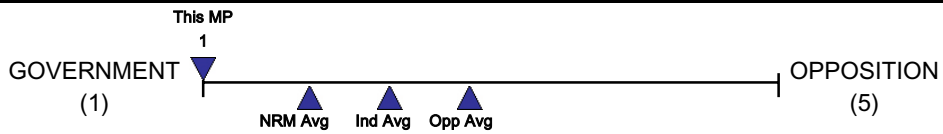
Constituency:	Women
District:	Kyenjojo
Status:	Backbencher
Portfolio:	None
Party:	NRM
Committees:	Foreign Affairs



Performance

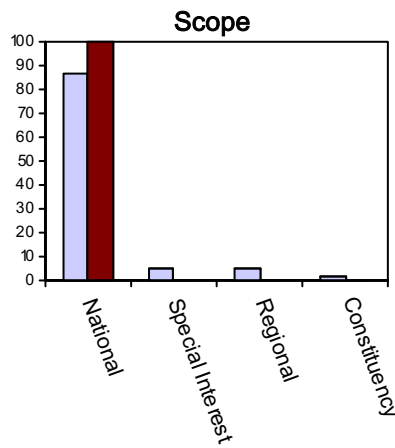
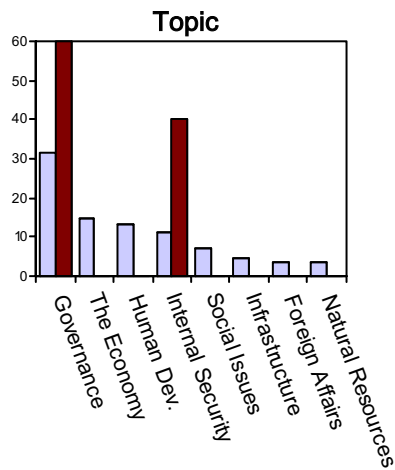
Plenary			Committee		
	Score	Percentile		Score	Percentile
Attendance	21 / 89	40	Attendance	9 / 15	77
Participation	59 / 117651	29	Participation	41 / 402	72
Influence	0 / 117651	0			

Political Position



Focus

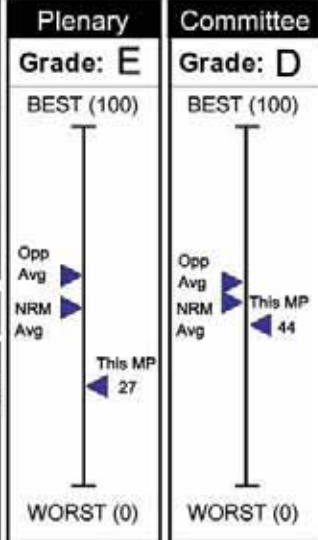
Parliament Average: ■ This MP: ■



Kwizera Eudia



Constituency:	Women
District:	Kisoro
Status:	Backbencher
Portfolio:	None
Party:	NRM
Committees:	Government Assurances, Infrastructure



Performance

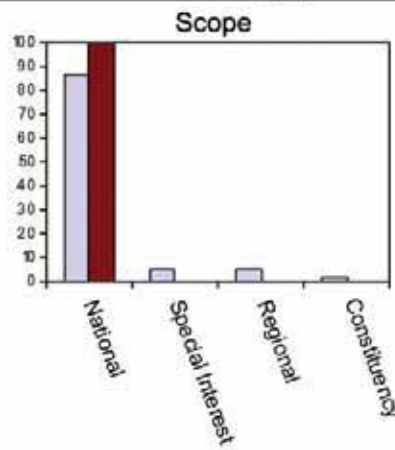
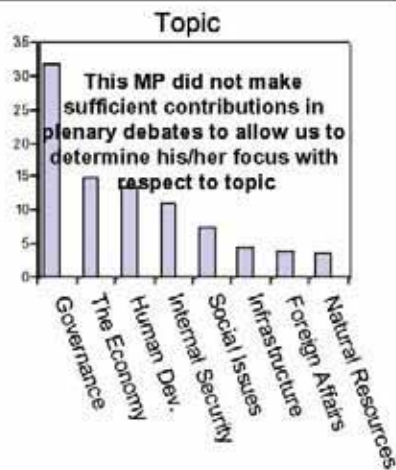
Plenary			Committee		
	Score	Percentile		Score	Percentile
Attendance	21/80	40	Attendance	35/66	67
Participation	50/117651	25	Participation	28/930	28
Influence	0/117651	0			

Political Position

INSUFFICIENT POSITION DATA AVAILABLE

Focus

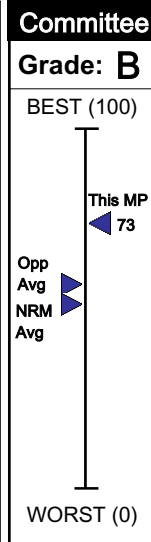
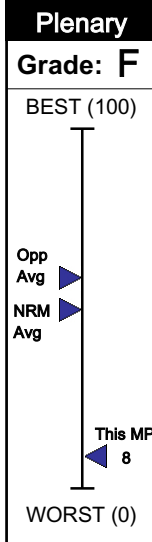
Parliament Average: This MP:



Kyahurwenda Abwooli Tomson



Constituency:	Buhaguzi County
District:	Hoima
Status:	Backbencher
Portfolio:	None
Party:	NRM
Committees:	Appointments, Natural Resources



Performance

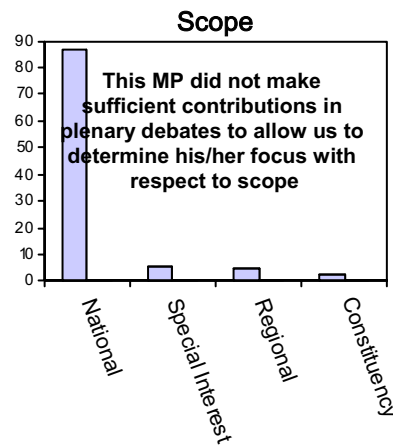
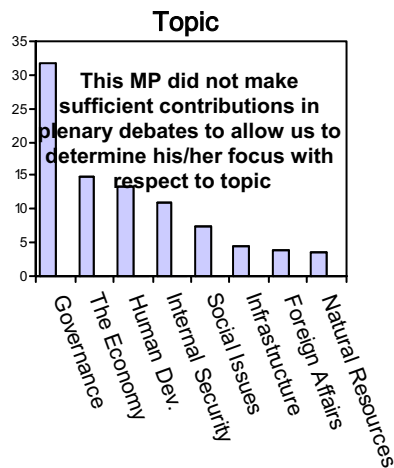
Plenary			Committee		
	Score	Percentile		Score	Percentile
Attendance	18 / 89	27	Attendance	21 / 43	61
Participation	0 / 117651	0	Participation	43 / 588	62
Influence	0 / 117651	0			

Political Position

INSUFFICIENT POSITION DATA AVAILABLE

Focus

Parliament Average: ■ This MP: ■



Kyamulesire Ramadhan



Constituency:	UPDF
District:	N/A
Status:	Backbencher
Portfolio:	None
Party:	N/A
Committees:	Rules, Legal and Parliamentary

Plenary	Committee
Grade: F	Grade: N/A
BEST (100)	Not Available
Opp Avg	
NRM Avg	
This MP 0	
WORST (0)	

Performance

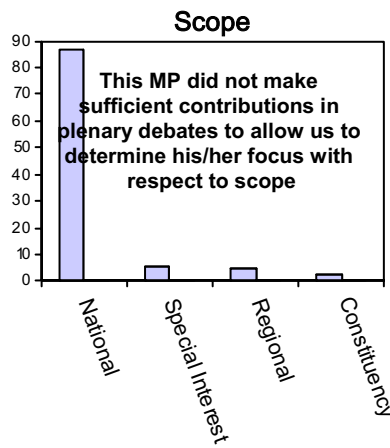
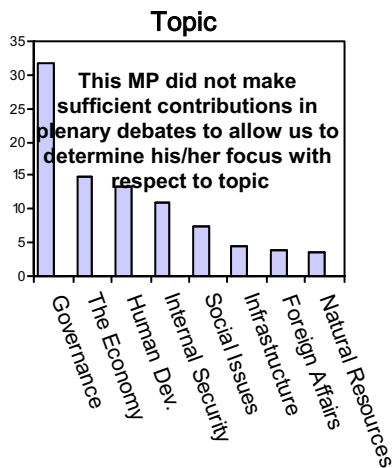
Plenary			Committee		
	Score	Percentile		Score	Percentile
Attendance	1 / 89	1	Attendance	0 / 91	0
Participation	0 / 117651	0	Participation	N/A	N/A
Influence	0 / 117651	0			

Political Position

INSUFFICIENT POSITION DATA AVAILABLE

Focus

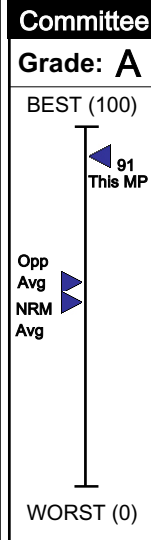
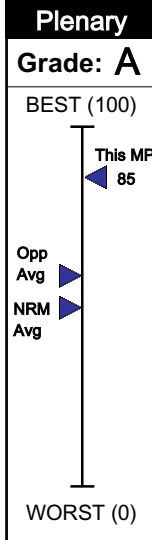
Parliament Average: This MP:



Kyanjo Hussein



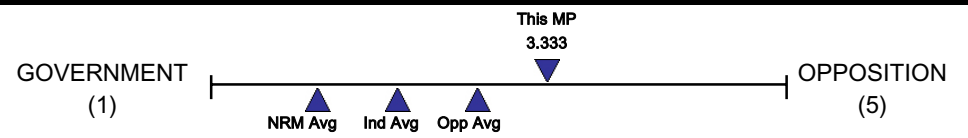
Constituency: Makindye Division West
District: Kampala
Status: Shadow Cabinet
Portfolio: Internal Affairs and Human Rights
Party: JEEMA
Committees: Defence, National Economy



Performance

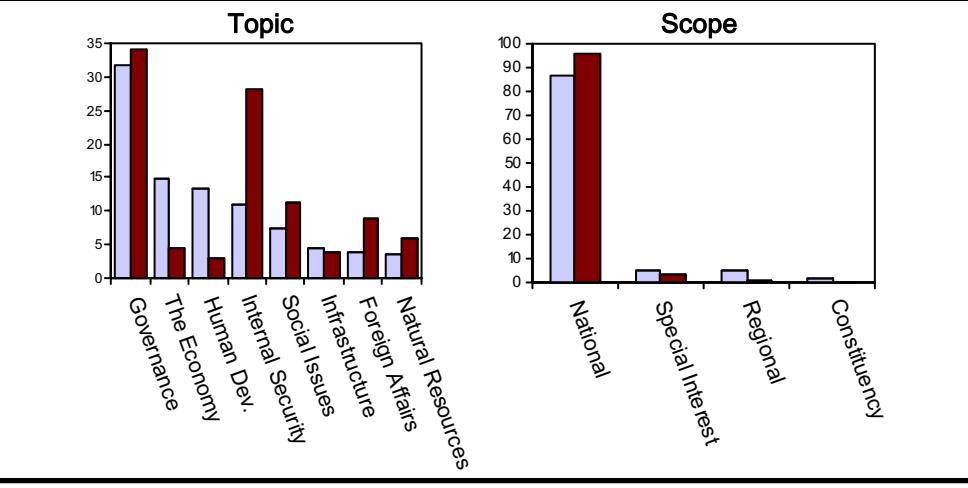
Plenary			Committee		
	Score	Percentile		Score	Percentile
Attendance	38 / 89	92	Attendance	14 / 23	79
Participation	772 / 117651	87	Participation	545 / 4843	74
Influence	4 / 117651	60			

Political Position



Focus

Parliament Average: ■ This MP: ■



Kyatuheire Jacqueline



Constituency:	Women
District:	Kanungu
Status:	Backbencher
Portfolio:	None
Party:	NRM
Committees:	Foreign Affairs, Local Gov't, Social Services

Plenary	Committee
Grade: F	Grade: N/A
BEST (100)	Not Available
Opp Avg	
NRM Avg	
This MP 11	
WORST (0)	

Performance

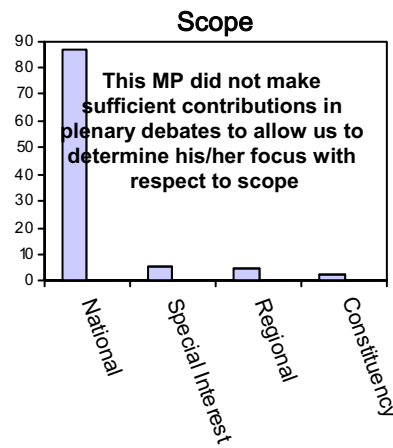
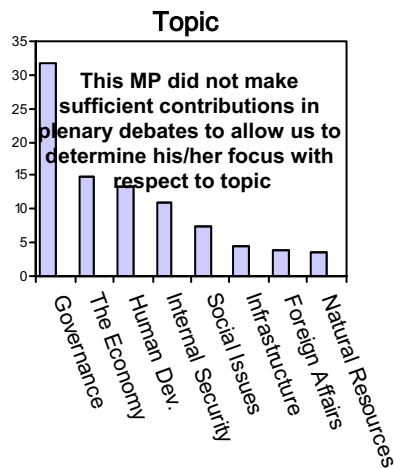
Plenary			Committee		
	Score	Percentile		Score	Percentile
Attendance	19 / 89	33	Attendance	0 / 94	0
Participation	0 / 117651	0	Participation	N/A	N/A
Influence	0 / 117651	0			

Political Position

INSUFFICIENT POSITION DATA AVAILABLE

Focus

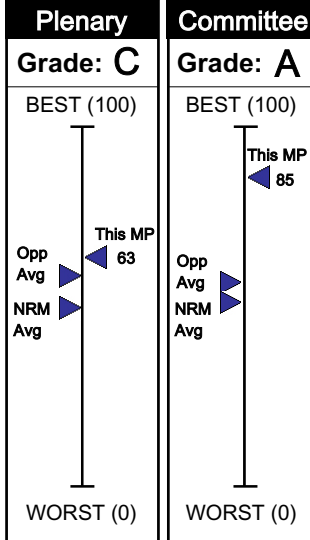
Parliament Average: This MP:



Kyetunda Muhindo Elijah



Constituency:	Busongora County North
District:	Kasese
Status:	Backbencher
Portfolio:	None
Party:	NRM
Committees:	Budget, Natural Resources



Performance

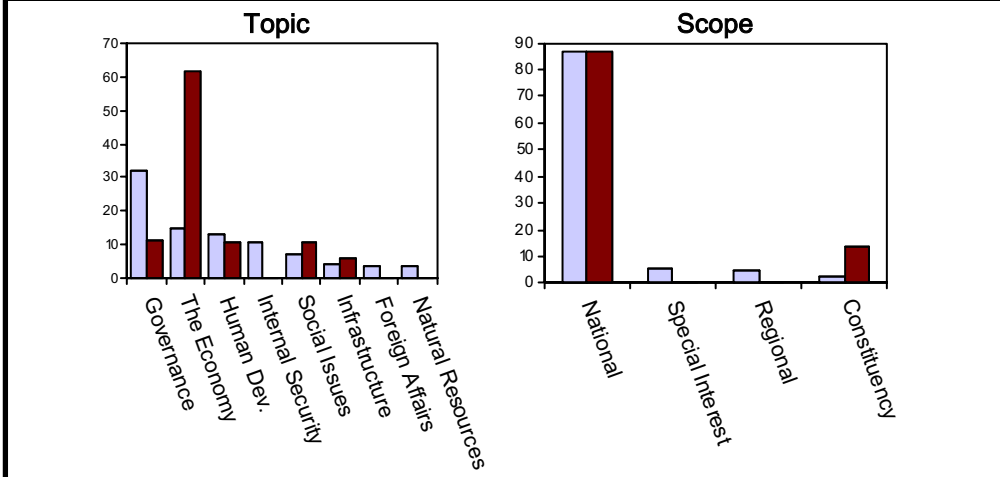
Plenary			Committee		
	Score	Percentile		Score	Percentile
Attendance	37 / 89	90	Attendance	31 / 54	73
Participation	171 / 117651	55	Participation	120 / 1661	61
Influence	0 / 117651	0			

Political Position

INSUFFICIENT POSITION DATA AVAILABLE

Focus

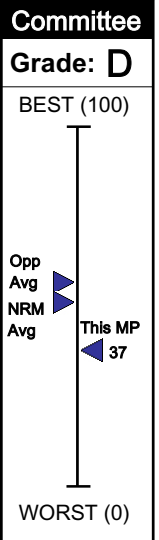
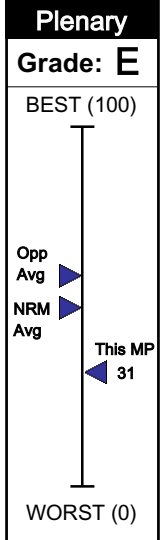
Parliament Average: ■ This MP: ■



Kyeyago Jowali Kakwa



Constituency:	Bunya County South
District:	Mayuge
Status:	Backbencher
Portfolio:	None
Party:	NRM
Committees:	ICT, Budget



Performance

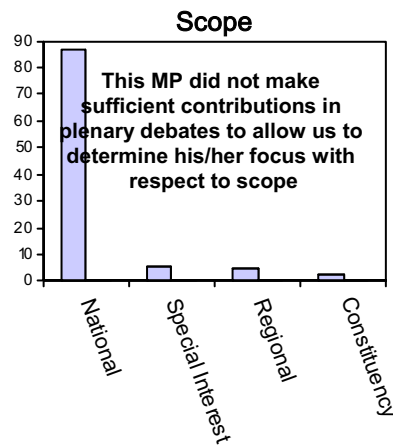
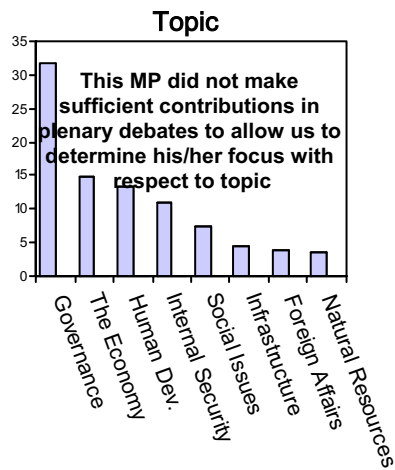
Plenary			Committee		
	Score	Percentile		Score	Percentile
Attendance	28 / 89	66	Attendance	33 / 53	81
Participation	0 / 117651	0	Participation	59 / 6112	11
Influence	0 / 117651	0			

Political Position

INSUFFICIENT POSITION DATA AVAILABLE

Focus

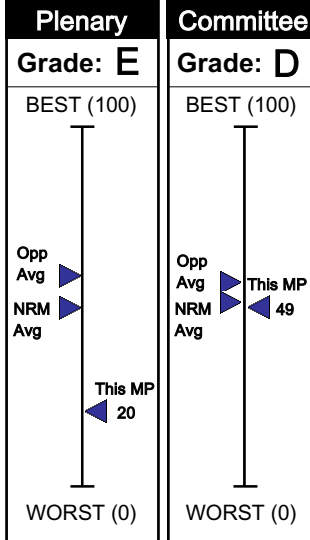
Parliament Average: ■ This MP: ■



Kyokuhairwa Kyaka Vicky



Constituency:	Women
District:	Isingiro
Status:	Backbencher
Portfolio:	None
Party:	NRM
Committees:	Natural Resources, Public Accounts



Performance

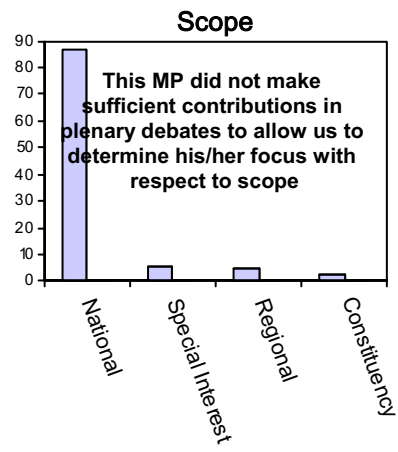
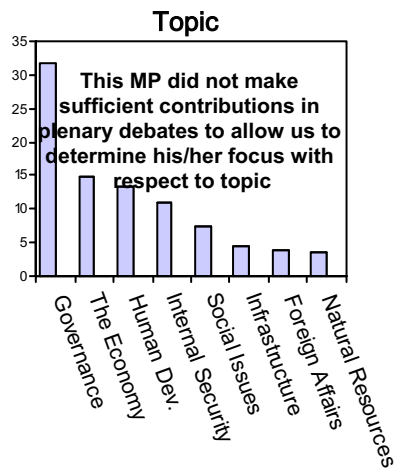
Plenary			Committee		
	Score	Percentile		Score	Percentile
Attendance	24 / 89	49	Attendance	87 / 121	94
Participation	0 / 117651	0	Participation	17 / 4270	8
Influence	0 / 117651	0			

Political Position

INSUFFICIENT POSITION DATA AVAILABLE

Focus

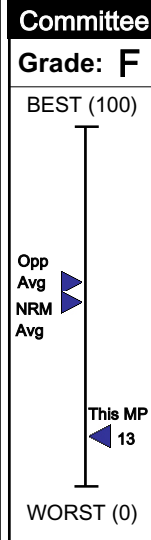
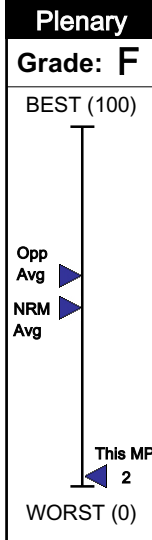
Parliament Average: This MP:



Kyomugisha Grace Kashaija Ikiriza



Constituency:	UPDF
District:	N/A
Status:	Backbencher
Portfolio:	None
Party:	N/A
Committees:	Finance, Budget



Performance

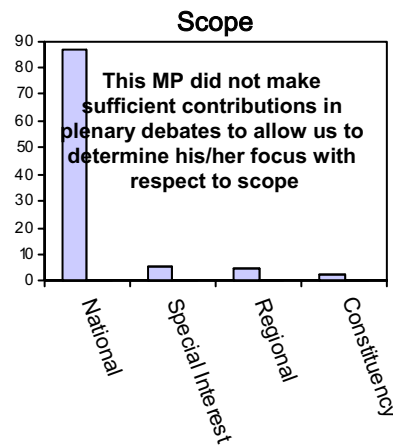
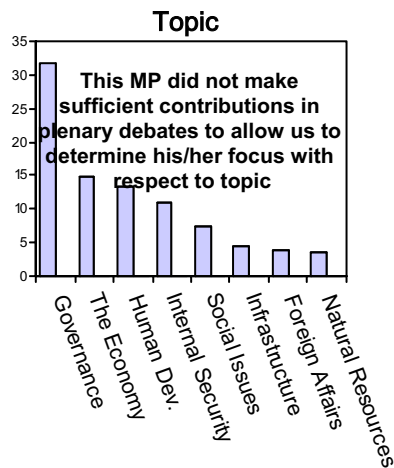
Plenary			Committee		
	Score	Percentile		Score	Percentile
Attendance	9 / 89	6	Attendance	15 / 47	37
Participation	0 / 117651	0	Participation	5 / 900	9
Influence	0 / 117651	0			

Political Position

INSUFFICIENT POSITION DATA AVAILABLE

Focus

Parliament Average: ■ This MP: ■



Lokeris Peter Aimat



Constituency:	Chekwi County
District:	Nakapiripirit
Status:	Minister of State
Portfolio:	Primary Education
Party:	NRM
Committees:	N/A

Plenary	Committee
Grade: E	Grade: N/A
BEST (100)	Not Available
<div style="display: flex; align-items: center; justify-content: center;"> <div style="border-left: 1px solid black; border-right: 1px solid black; width: 100%; height: 100%;"></div> </div>	
<div style="display: flex; align-items: center; justify-content: center;"> <div style="border-left: 1px solid black; border-right: 1px solid black; width: 100%; height: 100%;"></div> </div>	
<div style="display: flex; align-items: center; justify-content: center;"> <div style="border-left: 1px solid black; border-right: 1px solid black; width: 100%; height: 100%;"></div> </div>	
WORST (0)	

Performance

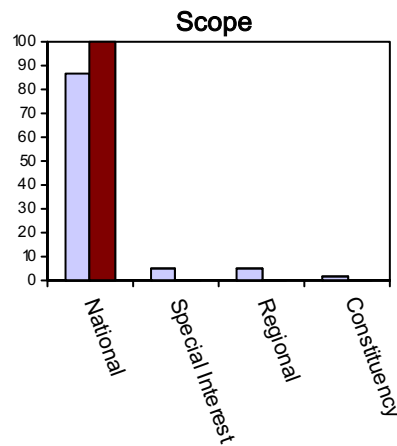
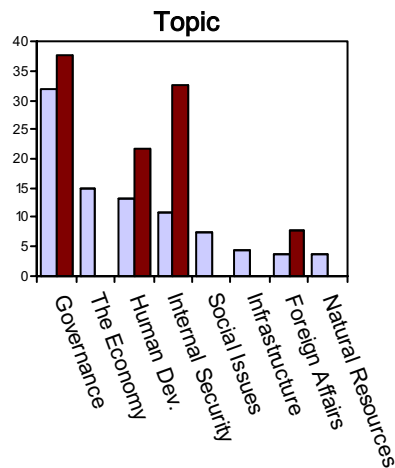
Plenary			Committee		
	Score	Percentile		Score	Percentile
Attendance	18 / 89	27	Attendance	N/A	N/A
Participation	101 / 117651	41	Participation	25 / 118	90
Influence	0 / 117651	0			

Political Position

INSUFFICIENT POSITION DATA AVAILABLE

Focus

Parliament Average: ■ This MP: ■



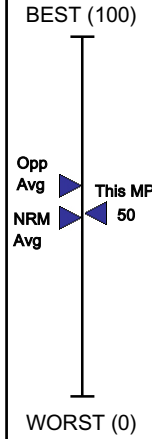
Lokii Peter Abrahams



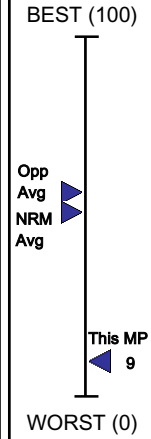
Constituency: Jie County
District: Kotido
Status: Backbencher
Portfolio: None

Party: NRM
Committees: Local Government, Infrastructure

Plenary
Grade: C



Committee
Grade: F



Performance

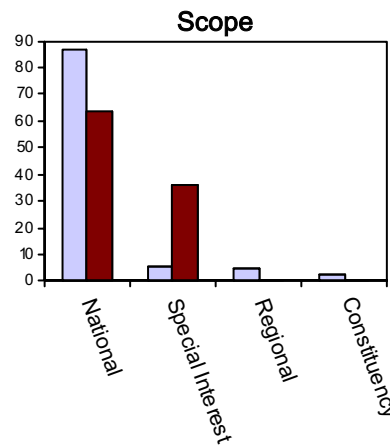
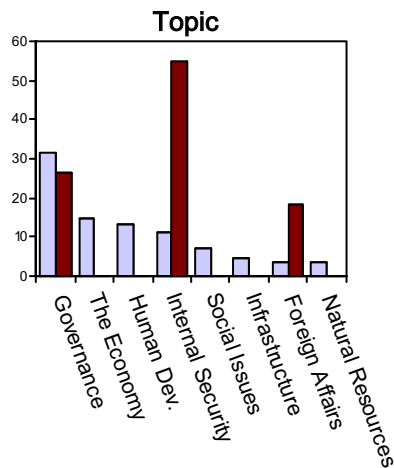
Plenary			Committee		
	Score	Percentile		Score	Percentile
Attendance	15 / 89	17	Attendance	31 / 116	29
Participation	151 / 117651	52	Participation	13 / 1475	10
Influence	97 / 117651	75			

Political Position

INSUFFICIENT POSITION DATA AVAILABLE

Focus

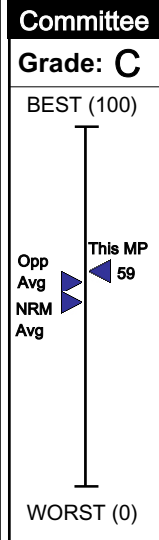
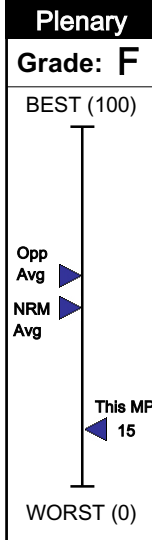
Parliament Average: ■ This MP: ■



Lokodo Simon



Constituency:	Dodoto County
District:	Kaabong
Status:	Backbencher
Portfolio:	None
Party:	NRM
Committees:	Infrastructure



Performance

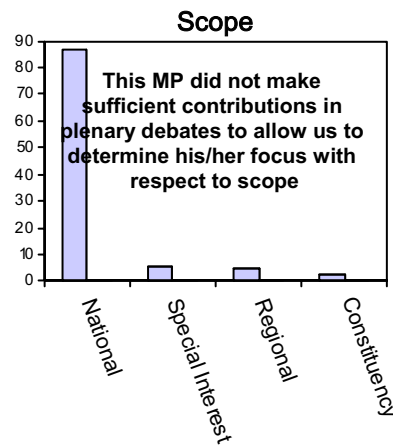
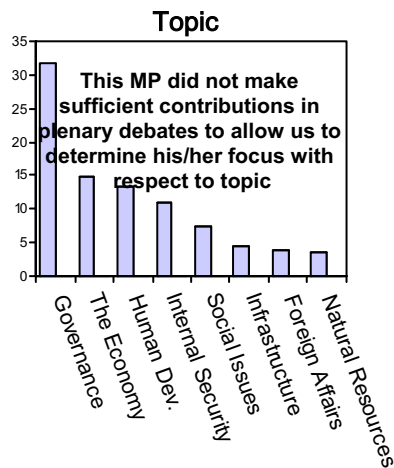
Plenary			Committee		
	Score	Percentile		Score	Percentile
Attendance	21 / 89	40	Attendance	16 / 47	40
Participation	0 / 117651	0	Participation	59 / 665	73
Influence	0 / 117651	0			

Political Position

INSUFFICIENT POSITION DATA AVAILABLE

Focus

Parliament Average: ■ This MP: ■

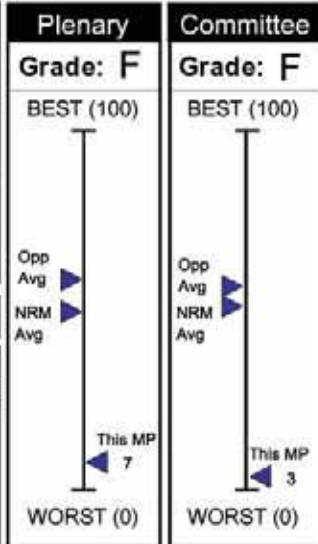


Lubyayi Iddi Kisiki



Constituency: Bukomansimbi County
District: Masaka
Status: Backbencher
Portfolio: None

Party: Independent
Committees: Government Assurances, Defence



Performance

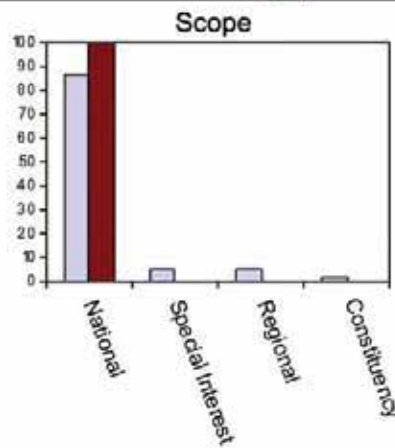
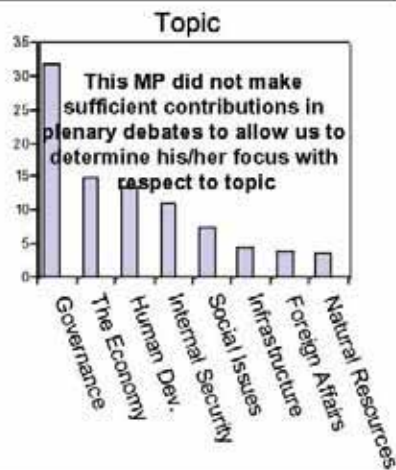
Plenary			Committee		
	Score	Percentile		Score	Percentile
Attendance	8/80	6	Attendance	0/32	0
Participation	45/117651	24	Participation	8/618	15
Influence	0/117651	0			

Political Position

INSUFFICIENT POSITION DATA AVAILABLE

Focus

Parliament Average: This MP:

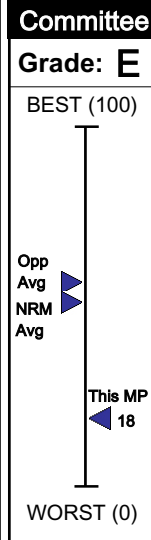
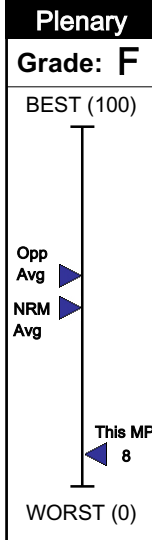


Lubyayi John-Bosco Sseguya



Constituency: Mawokota County South
District: Mpigi
Status: Backbencher
Portfolio: None

Party: NRM
Committees: Tourism, Science & Technology



Performance

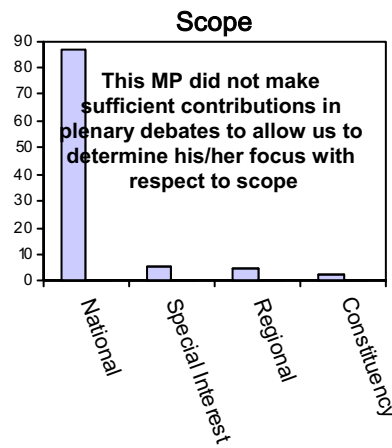
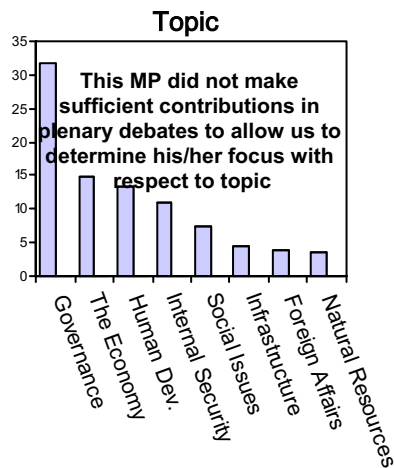
Plenary			Committee		
	Score	Percentile		Score	Percentile
Attendance	17 / 89	24	Attendance	10 / 37	31
Participation	0 / 117651	0	Participation	14 / 447	29
Influence	0 / 117651	0			

Political Position

INSUFFICIENT POSITION DATA AVAILABLE

Focus

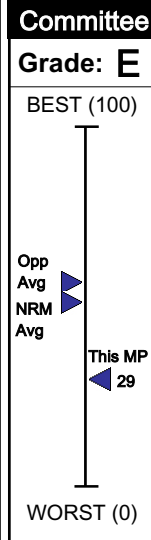
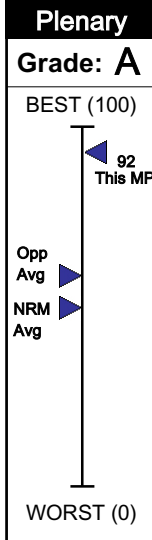
Parliament Average: ■ This MP: ■



Lukwago Erias



Constituency: Central Division
District: Kampala
Status: Shadow Cabinet
Portfolio: Justice and Constitutional Affairs; Attorney General
Party: DP
Committees: Local Government, Legal and Parliamentary

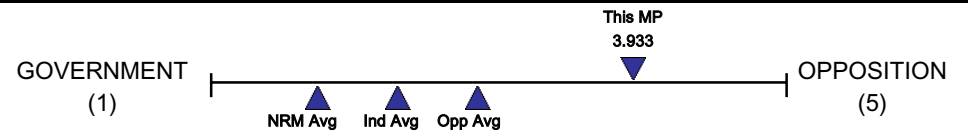


Performance

Plenary		
	Score	Percentile
Attendance	31 / 89	78
Participation	1339 / 117651	93
Influence	841 / 117651	90

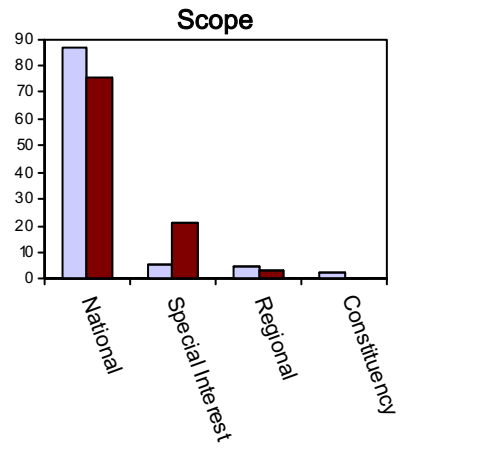
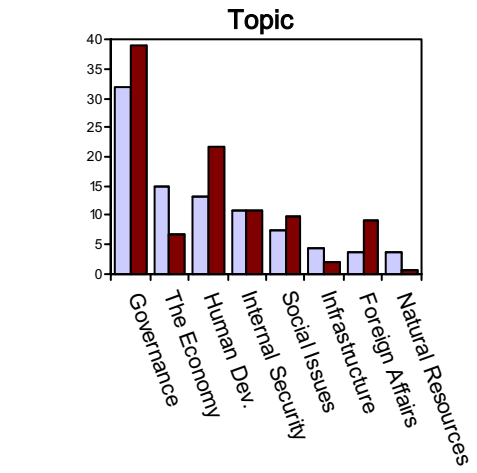
Committee		
	Score	Percentile
Attendance	31 / 143	25
Participation	371 / 6051	55

Political Position



Focus

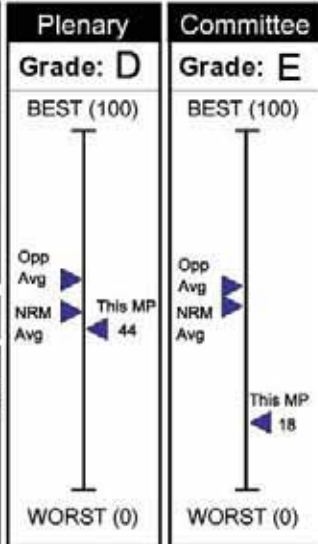
Parliament Average: ■ This MP: ■



Lukwago Rebecca Nalwaga



Constituency:	Women
District:	Luwero
Status:	Backbencher
Portfolio:	None
Party:	Independent
Committees:	Science & Technology, Gender



Performance

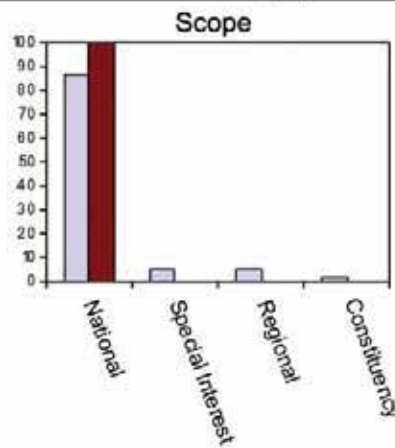
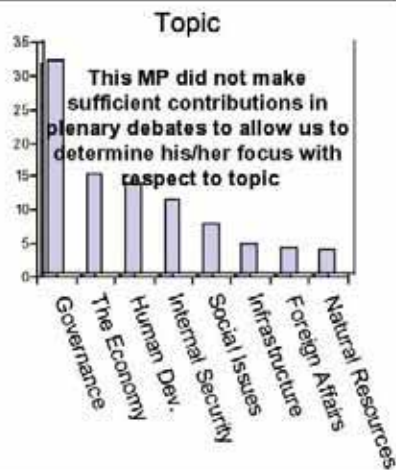
Plenary			Committee		
	Score	Percentile		Score	Percentile
Attendance	29/80	70	Attendance	22/50	54
Participation	57/117651	27	Participation	0/2909	0
Influence	0/117651	0			

Political Position

INSUFFICIENT POSITION DATA AVAILABLE

Focus

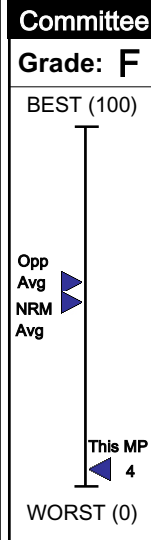
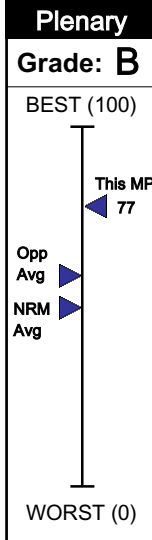
Parliament Average: ■ This MP: ■



Lyomoki Sam Jacob



Constituency:	Workers
District:	N/A
Status:	Backbencher
Portfolio:	None
Party:	NRM
Committees:	Tourism, Science & Technology, Social Services



Performance

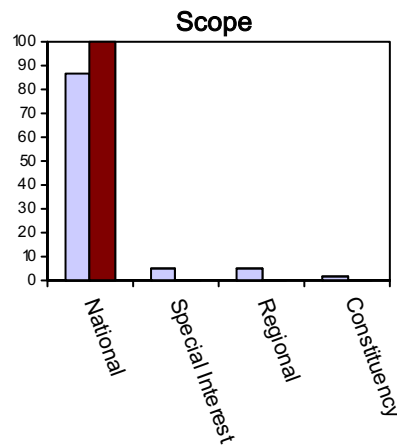
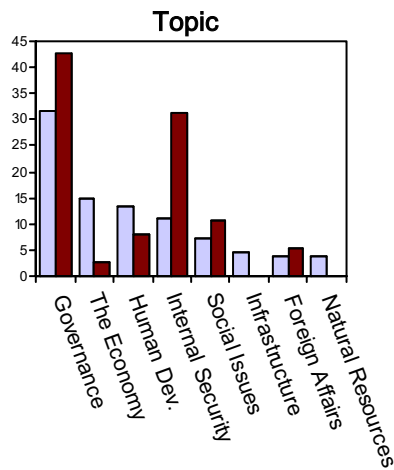
Plenary			Committee		
	Score	Percentile		Score	Percentile
Attendance	18 / 89	27	Attendance	2 / 36	6
Participation	628 / 117651	82	Participation	12 / 928	15
Influence	1213 / 117651	93			

Political Position

INSUFFICIENT POSITION DATA AVAILABLE

Focus

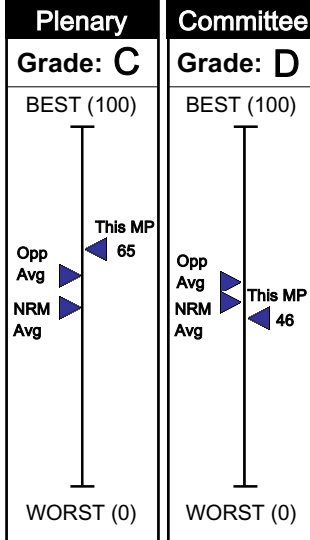
Parliament Average: ■ This MP: ■



Mabikke Michael



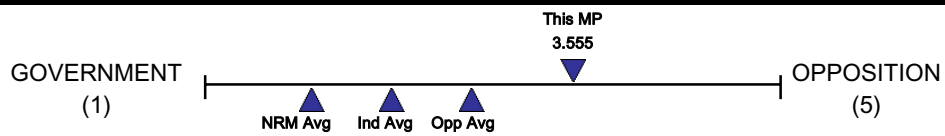
Constituency: Makindye Division East
District: Kampala
Status: Shadow Cabinet
Portfolio: Housing and Urban Development
Party: Independent
Committees: Infrastructure



Performance

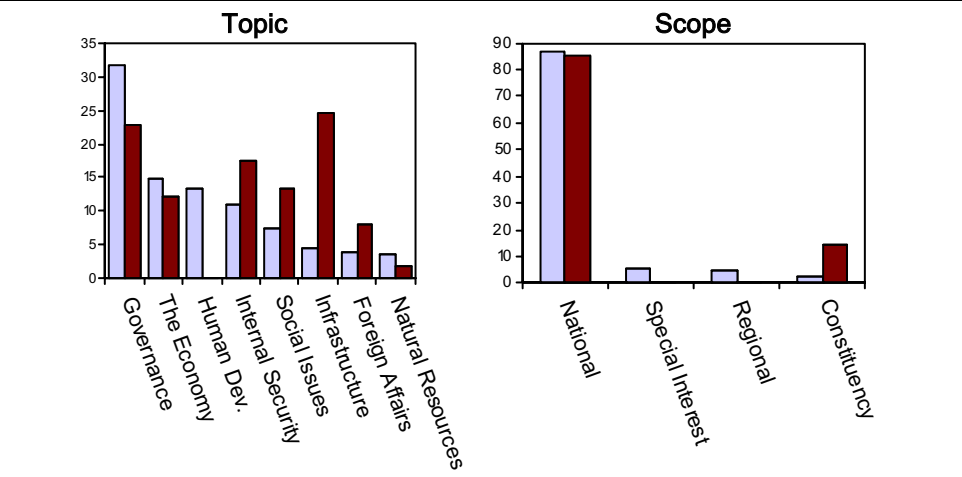
Plenary			Committee		
	Score	Percentile		Score	Percentile
Attendance	19 / 89	33	Attendance	9 / 47	21
Participation	709 / 117651	85	Participation	73 / 578	78
Influence	3 / 117651	58			

Political Position



Focus

Parliament Average: ■ This MP: ■



Madada Kyebakoze Sulaiman



Constituency:	Bbaale County
District:	Kayunga
Status:	Minister of State
Portfolio:	Disabilities
Party:	NRM
Committees:	N/A

Plenary	Committee
Grade: E	Grade: N/A
BEST (100)	Not Available
<div style="display: flex; align-items: center; justify-content: center;"> <div style="border-left: 1px solid black; border-right: 1px solid black; width: 100%; height: 100%;"></div> </div>	
Opp Avg ▶	
NRM Avg ▶	
This MP ▶ 23 WORST (0)	

Performance

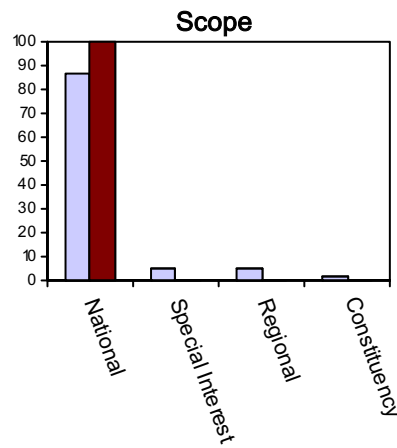
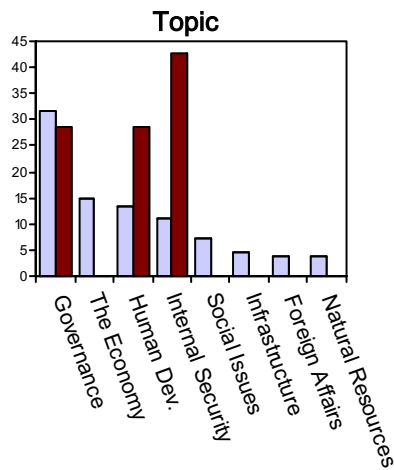
Plenary			Committee		
	Score	Percentile		Score	Percentile
Attendance	11 / 89	9	Attendance	N/A	N/A
Participation	15 / 117651	16	Participation	64 / 1669	38
Influence	10 / 117651	64			

Political Position

INSUFFICIENT POSITION DATA AVAILABLE

Focus

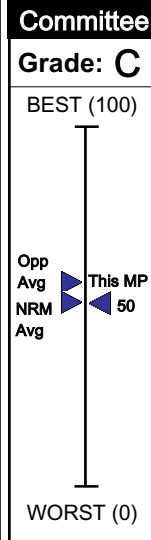
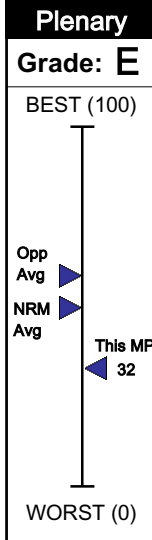
Parliament Average: ■ This MP: ■



Magoola Zirabamuzale Beatrice Menya



Constituency:	Women
District:	Iganga
Status:	Backbencher
Portfolio:	None
Party:	NRM
Committees:	Rules, Agriculture



Performance

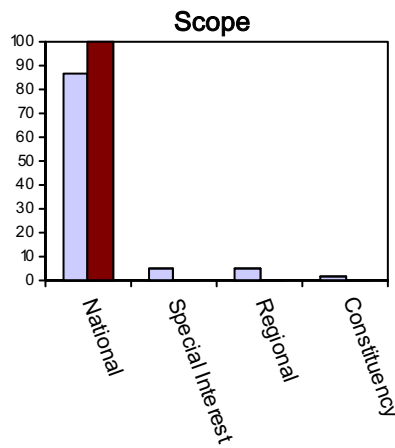
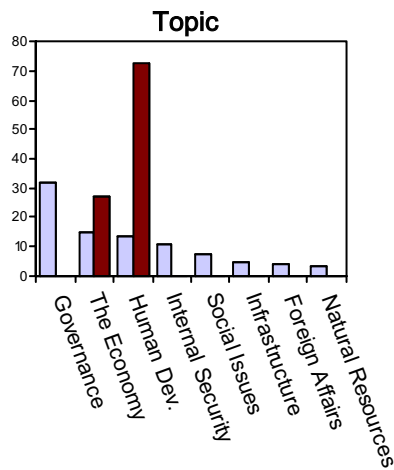
Plenary			Committee		
	Score	Percentile		Score	Percentile
Attendance	17 / 89	24	Attendance	19 / 62	35
Participation	140 / 117651	50	Participation	120 / 1392	68
Influence	0 / 117651	0			

Political Position

INSUFFICIENT POSITION DATA AVAILABLE

Focus

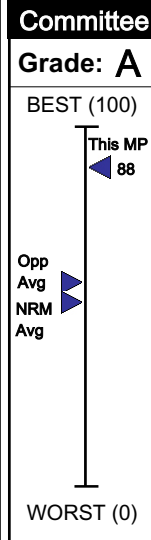
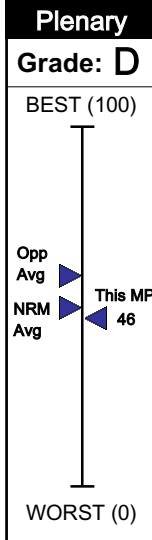
Parliament Average: ■ This MP: ■



Magulumaali Mugumya Erasmus



Constituency:	Kooki County
District:	Rakai
Status:	Backbencher
Portfolio:	None
Party:	Independent
Committees:	Equal Opportunities, ICT



Performance

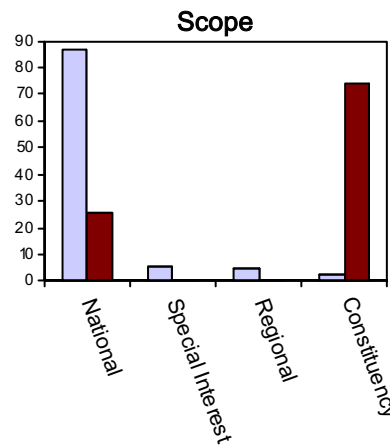
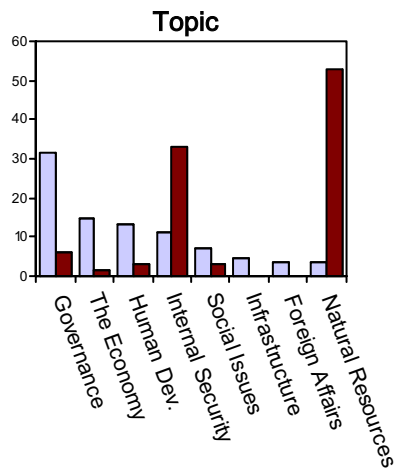
Plenary			Committee		
	Score	Percentile		Score	Percentile
Attendance	17 / 89	24	Attendance	43 / 53	98
Participation	128 / 117651	48	Participation	324 / 6778	45
Influence	11 / 117651	65			

Political Position

INSUFFICIENT POSITION DATA AVAILABLE

Focus

Parliament Average: ■ This MP: ■



Makumbi James



Constituency:	UPDF
District:	N/A
Status:	Backbencher
Portfolio:	None
Party:	N/A
Committees:	HIV/AIDS, Presidential Affairs

Plenary	Committee
Grade: F	Grade: N/A
BEST (100)	Not Available
Opp Avg ▶	
NRM Avg ▶	
This MP ▶ 8	
WORST (0)	

Performance

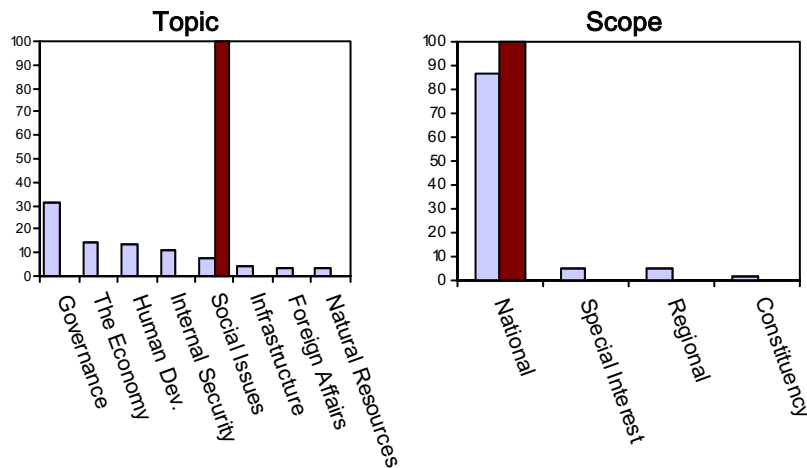
Plenary			Committee		
	Score	Percentile		Score	Percentile
Attendance	7 / 89	4	Attendance	0 / 36	0
Participation	64 / 117651	30	Participation	N/A	N/A
Influence	0 / 117651	0			

Political Position

INSUFFICIENT POSITION DATA AVAILABLE

Focus

Parliament Average: ■ This MP: ■

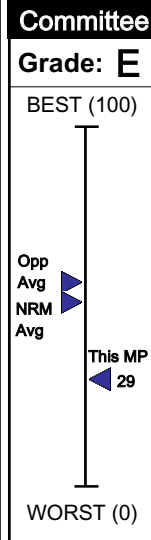
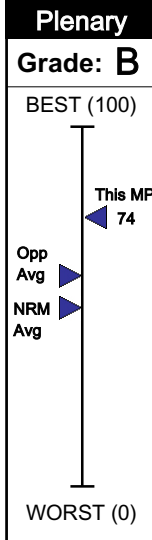


Malinga Johnson



Constituency: Kapelebyong County
District: Amuria
Status: Backbencher
Portfolio: None

Party: Independent
Committees: Commissions, Social Services



Performance

Plenary		
	Score	Percentile
Attendance	29 / 89	70
Participation	322 / 117651	67
Influence	2 / 117651	58

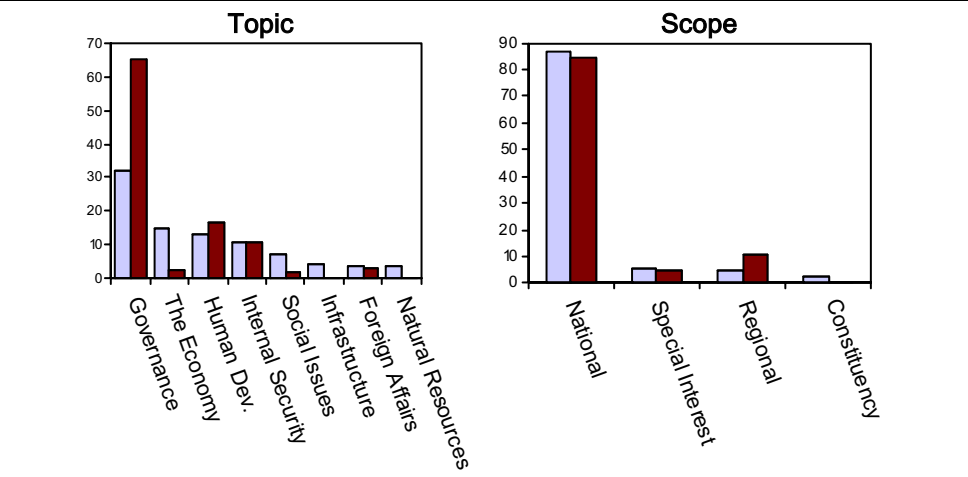
Committee		
	Score	Percentile
Attendance	7 / 49	16
Participation	84 / 1092	63

Political Position

INSUFFICIENT POSITION DATA AVAILABLE

Focus

Parliament Average: ■ This MP: ■



Malliga Stephen Oscar



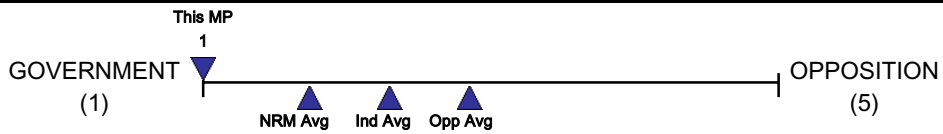
Constituency:	Butebo County
District:	Pallisa
Status:	Minister
Portfolio:	Health
Party:	NRM
Committees:	N/A

Plenary	Committee
Grade: C	Grade: N/A
BEST (100)	Not Available
<div style="display: flex; justify-content: space-between; align-items: center;"> <div style="text-align: center;"> Opp Avg ▲ </div> <div style="text-align: center;"> This MP ▲ 63 </div> </div>	
<div style="display: flex; justify-content: space-between; align-items: center;"> <div style="text-align: center;"> NRM Avg ▲ </div> </div>	
WORST (0)	

Performance

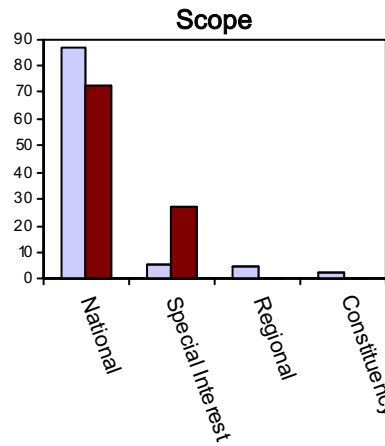
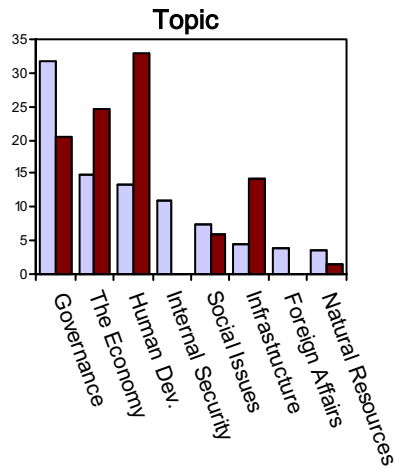
Plenary			Committee		
	Score	Percentile		Score	Percentile
Attendance	19 / 89	33	Attendance	N/A	N/A
Participation	466 / 117651	76	Participation	23 / 420	53
Influence	6 / 117651	62			

Political Position



Focus

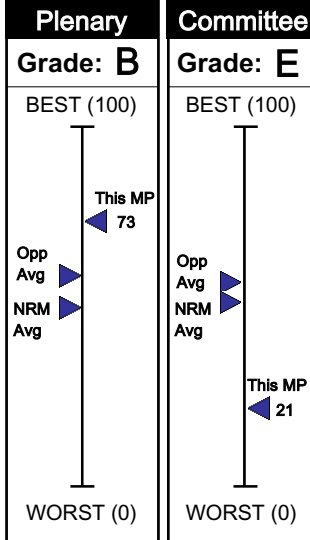
Parliament Average: ■ This MP: ■



Masiko Komuhangi Winifred



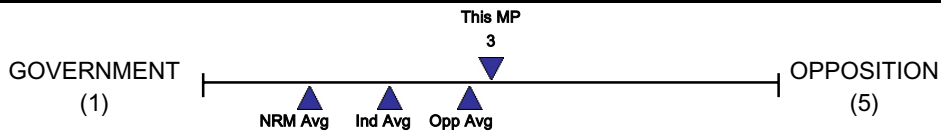
Constituency:	Women
District:	Rukungiri
Status:	Backbencher
Portfolio:	None
Party:	NRM
Committees:	Public Accounts, Natural Resources



Performance

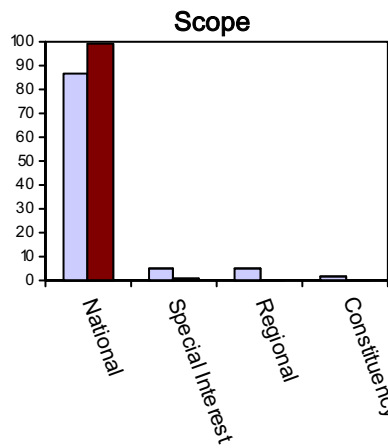
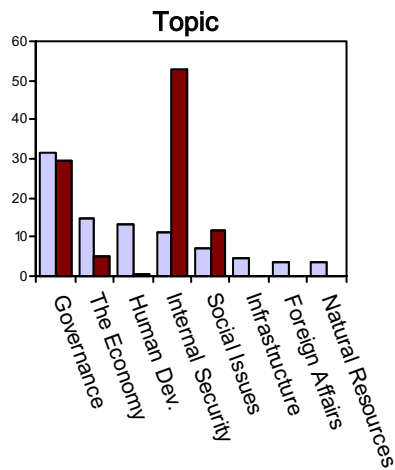
Plenary			Committee		
	Score	Percentile		Score	Percentile
Attendance	26 / 89	58	Attendance	58 / 121	59
Participation	274 / 117651	64	Participation	0 / 1053	0
Influence	33 / 117651	69			

Political Position



Focus

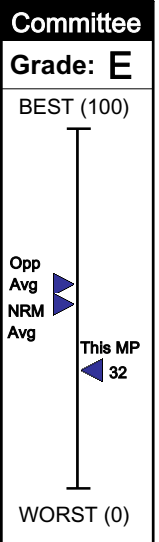
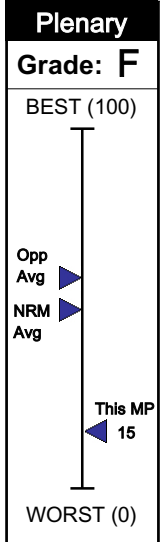
Parliament Average: ■ This MP: ■



Matte Joseph Sibalingana



Constituency:	Bughendera
District:	Bundibugyo
Status:	Backbencher
Portfolio:	None
Party:	NRM
Committees:	Foreign Affairs, Appointments



Performance

Plenary		
	Score	Percentile
Attendance	21 / 89	40
Participation	0 / 117651	0
Influence	0 / 117651	0

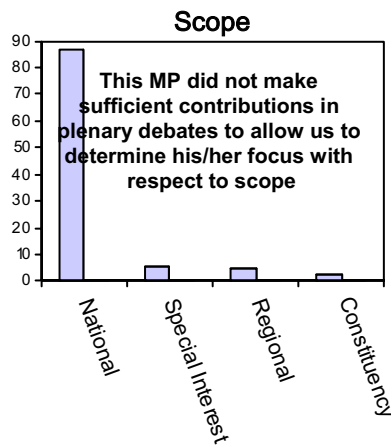
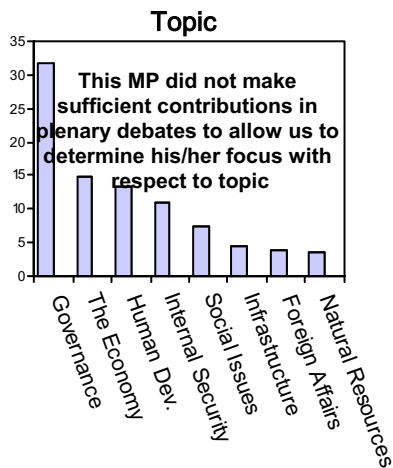
Committee		
	Score	Percentile
Attendance	12 / 22	70
Participation	17 / 1618	12

Political Position

INSUFFICIENT POSITION DATA AVAILABLE

Focus

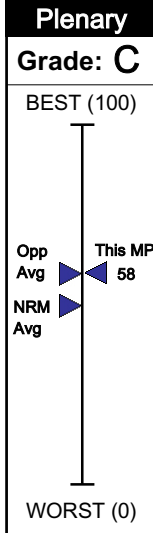
Parliament Average: ■ This MP: ■



Amama Mbabazi



Constituency:	Kinkiizi County West
District:	Kanungu
Status:	Minister
Portfolio:	Security
Party:	NRM
Committees:	N/A



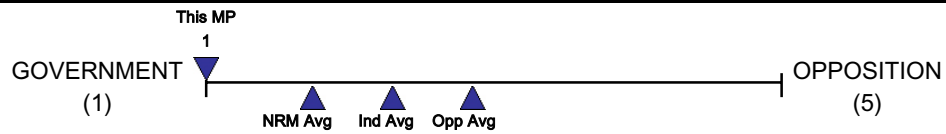
Committee
Grade: N/A
Not Available

Performance

Plenary		
	Score	Percentile
Attendance	7 / 89	4
Participation	480 / 117651	78
Influence	265 / 117651	80

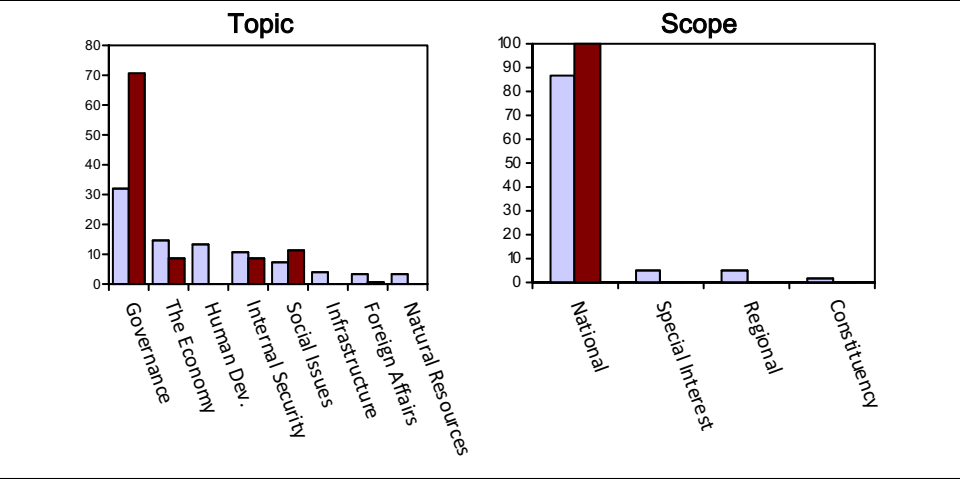
Committee		
	Score	Percentile
Attendance	N/A	N/A
Participation	N/A	N/A

Political Position



Focus

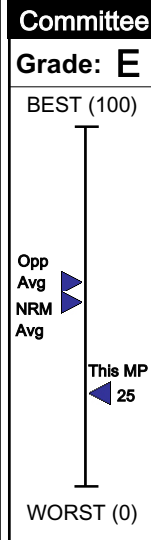
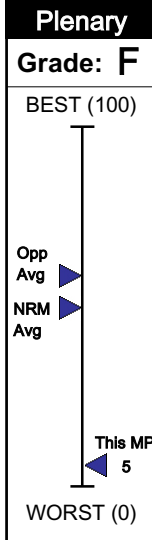
Parliament Average: ■ This MP: ■



Mbagadhi Frederick Nkayi



Constituency:	Kagoma County
District:	Jinja
Status:	Backbencher
Portfolio:	None
Party:	NRM
Committees:	National Economy, Defence



Performance

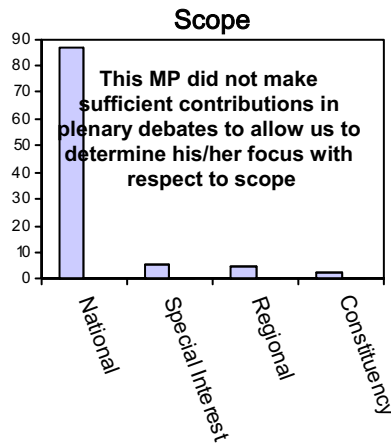
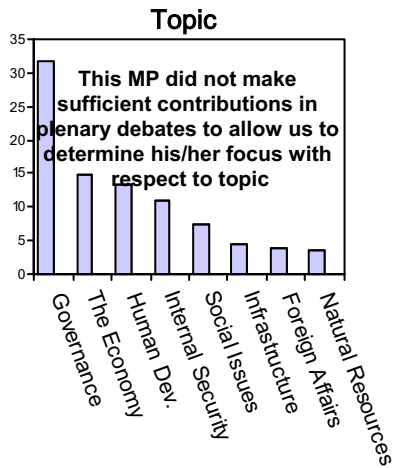
Plenary			Committee		
	Score	Percentile		Score	Percentile
Attendance	15 / 89	17	Attendance	3 / 23	15
Participation	0 / 117651	0	Participation	44 / 710	56
Influence	0 / 117651	0			

Political Position

INSUFFICIENT POSITION DATA AVAILABLE

Focus

Parliament Average: ■ This MP: ■

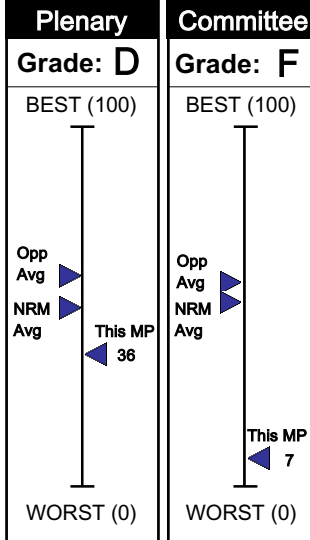


Menhya Gerald Simon



Constituency: Bugabula County North
District: Kamuli
Status: Backbencher
Portfolio: None

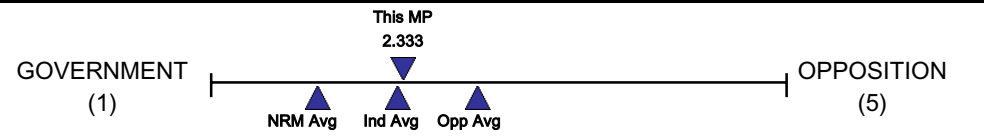
Party: NRM
Committees: HIV/AIDS, Social Services



Performance

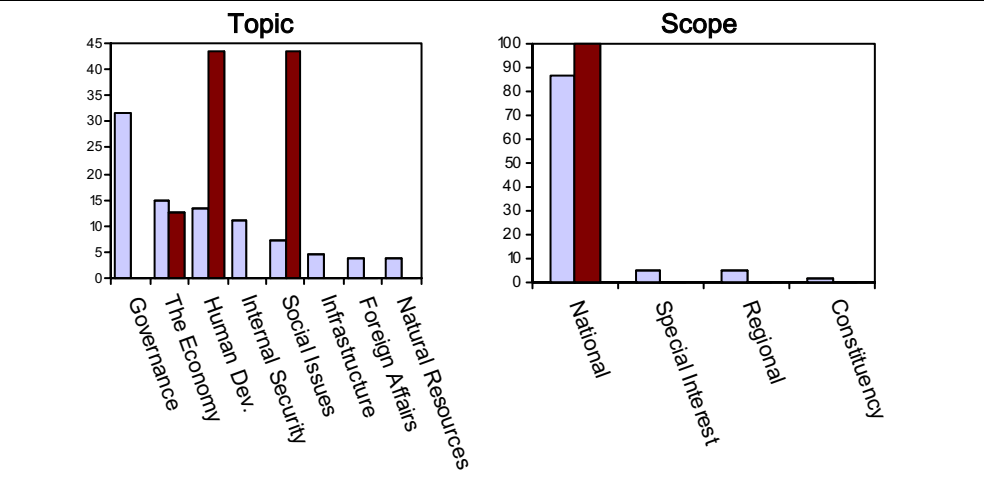
Plenary			Committee		
	Score	Percentile		Score	Percentile
Attendance	25 / 89	54	Attendance	8 / 38	24
Participation	54 / 117651	27	Participation	6 / 591	12
Influence	0 / 117651	0			

Political Position



Focus

Parliament Average: ■ This MP: ■



Migereko Daudi



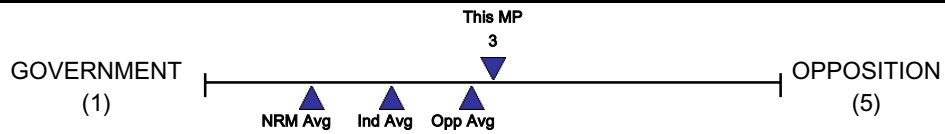
Constituency:	Butembe County
District:	Jinja
Status:	Minister
Portfolio:	Energy and Minerals
Party:	NRM
Committees:	N/A

Plenary	Committee
Grade: B	Grade: N/A
BEST (100)	Not Available
<div style="display: flex; align-items: center; justify-content: center;"> <div style="border-left: 1px solid black; border-right: 1px solid black; width: 100%; height: 100%;"></div> <div style="margin-left: 10px;"> <p style="font-size: 0.8em;">This MP 77</p> <p style="font-size: 0.6em;">Opp Avg</p> <p style="font-size: 0.6em;">NRM Avg</p> </div> </div>	
WORST (0)	

Performance

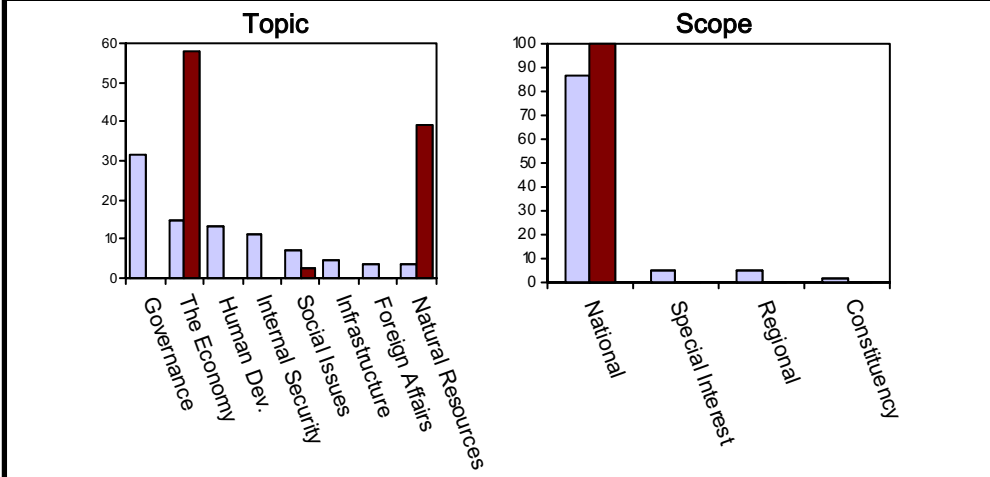
Plenary			Committee		
	Score	Percentile		Score	Percentile
Attendance	18 / 89	27	Attendance	N/A	N/A
Participation	1100 / 117651	92	Participation	90 / 313	95
Influence	413 / 117651	84			

Political Position



Focus

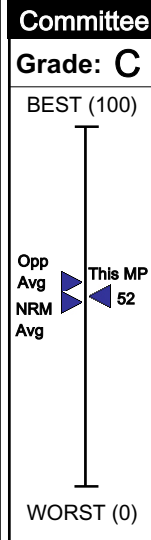
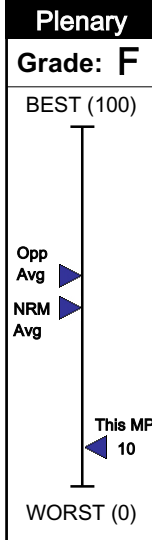
Parliament Average: This MP:



Mpabwa Sarah Patience



Constituency:	UPDF
District:	N/A
Status:	Backbencher
Portfolio:	None
Party:	N/A
Committees:	Equal Opportunities, Legal and Parliamentary



Performance

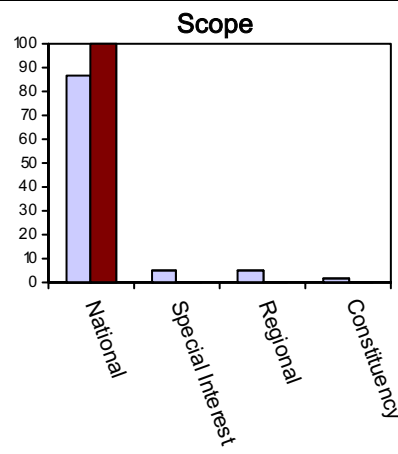
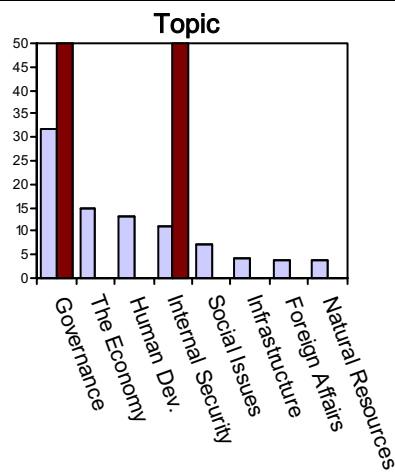
Plenary			Committee		
	Score	Percentile		Score	Percentile
Attendance	13 / 89	14	Attendance	37 / 92	48
Participation	35 / 117651	21	Participation	60 / 900	58
Influence	0 / 117651	0			

Political Position

INSUFFICIENT POSITION DATA AVAILABLE

Focus

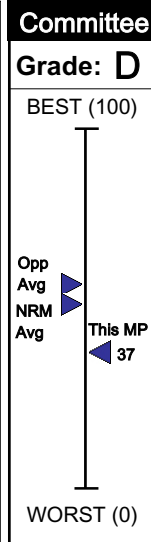
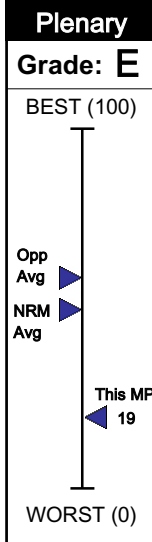
Parliament Average: ■ This MP: ■



Mpairwe Beatrice



Constituency:	Women
District:	Bulisa
Status:	Backbencher
Portfolio:	None
Party:	NRM
Committees:	Public Service



Performance

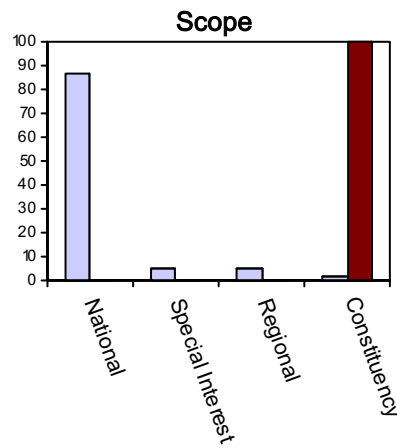
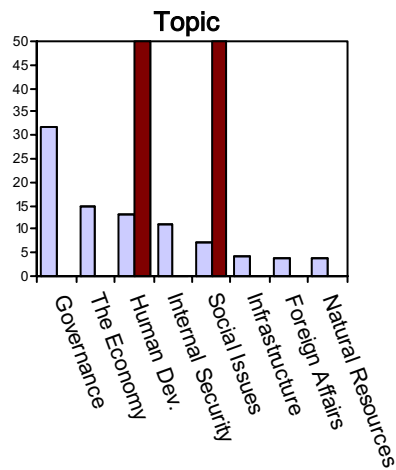
Plenary			Committee		
	Score	Percentile		Score	Percentile
Attendance	20 / 89	37	Attendance	7 / 27	29
Participation	17 / 117651	17	Participation	29 / 391	63
Influence	0 / 117651	0			

Political Position

INSUFFICIENT POSITION DATA AVAILABLE

Focus

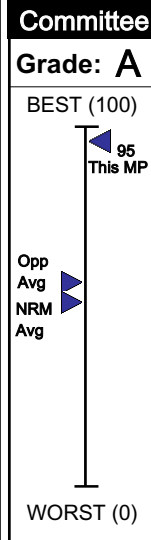
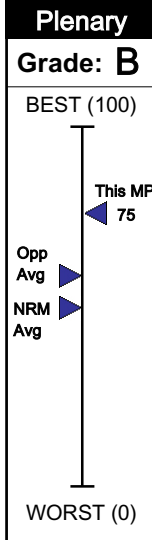
Parliament Average: ■ This MP: ■



Mugambe Kif'Omusana Joseph



Constituency:	Nakifuma County
District:	Mukono
Status:	Committee Chairperson
Portfolio:	None
Party:	NRM
Committees:	Science & Technology, Business, Tourism



Performance

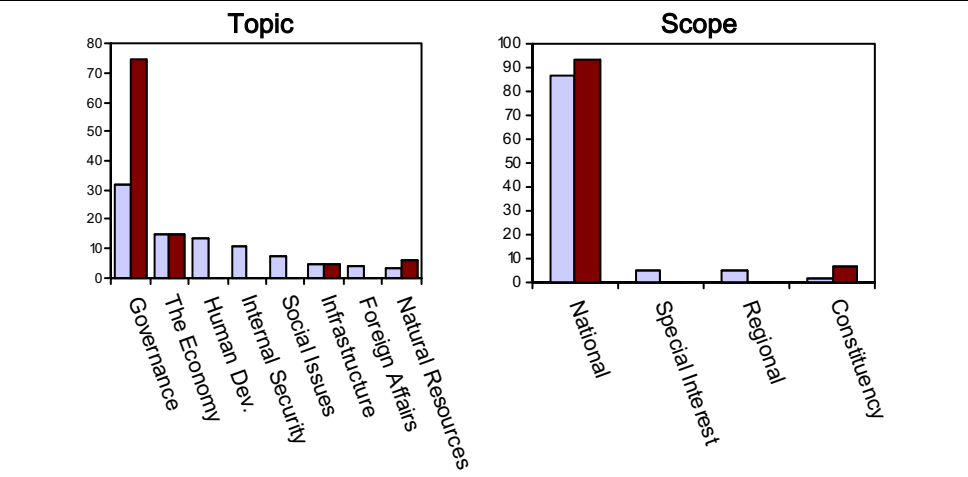
Plenary			Committee		
	Score	Percentile		Score	Percentile
Attendance	27 / 89	62	Attendance	28 / 37	96
Participation	313 / 117651	67	Participation	333 / 3346	71
Influence	33 / 117651	69			

Political Position

INSUFFICIENT POSITION DATA AVAILABLE

Focus

Parliament Average: ■ This MP: ■

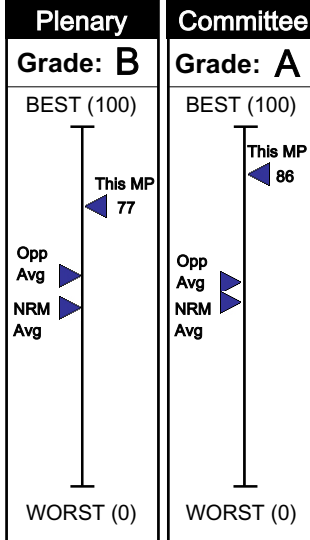


Mugarra Kabagambe Francis (Deceased)



Constituency: Ntoroko County
District: Bundibugyo
Status: Backbencher
Portfolio: None

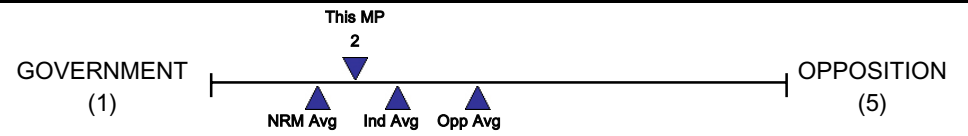
Party: NRM
Committees: Local Government, Infrastructure



Performance

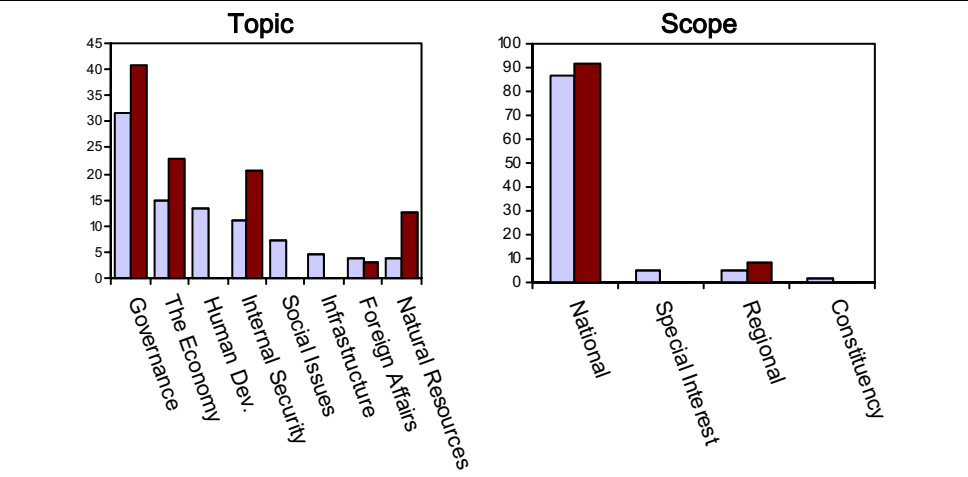
Plenary			Committee		
	Score	Percentile		Score	Percentile
Attendance	27 / 89	62	Attendance	62 / 116	67
Participation	262 / 117651	64	Participation	700 / 7302	71
Influence	180 / 117651	77			

Political Position



Focus

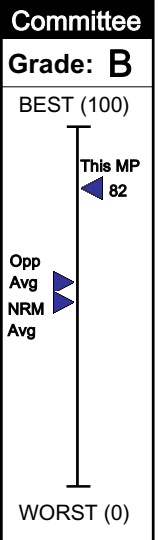
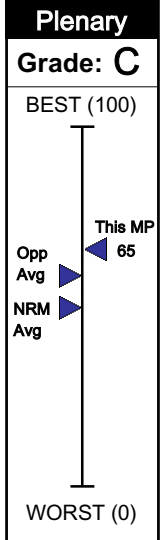
Parliament Average: ■ This MP: ■



Mugerwa Sauda K. N



Constituency:	Women
District:	Masaka
Status:	Backbencher
Portfolio:	None
Party:	NRM
Committees:	Foreign Affairs, Commissions



Performance

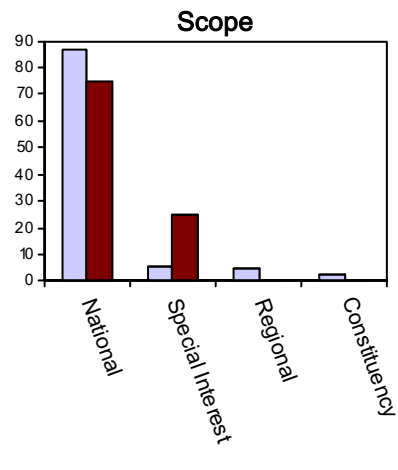
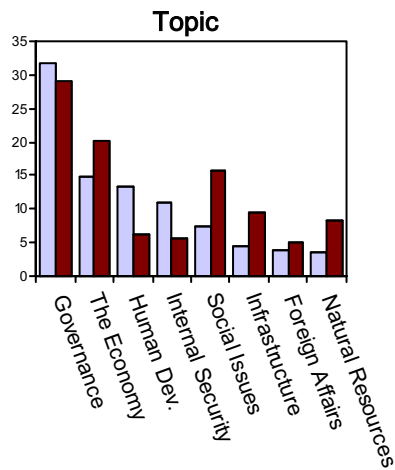
Plenary			Committee		
	Score	Percentile		Score	Percentile
Attendance	40 / 89	94	Attendance	27 / 39	90
Participation	178 / 117651	56	Participation	389 / 9276	42
Influence	0 / 117651	0			

Political Position

INSUFFICIENT POSITION DATA AVAILABLE

Focus

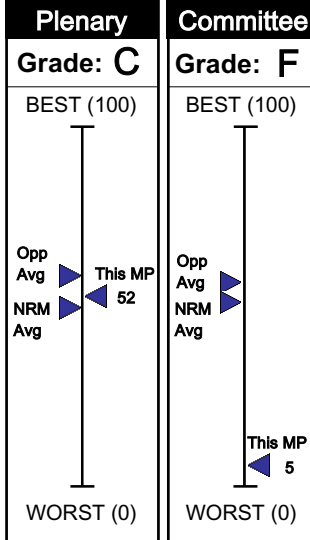
Parliament Average: ■ This MP: ■



Mugisa Muhanga Margaret



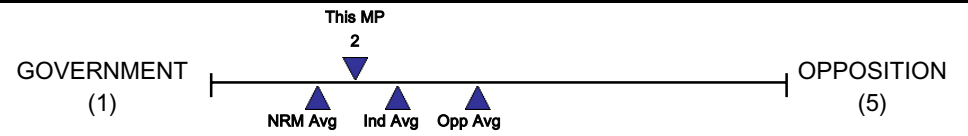
Constituency:	Women
District:	Kabarole
Status:	Backbencher
Portfolio:	None
Party:	NRM
Committees:	Presidential Affairs, Public Accounts



Performance

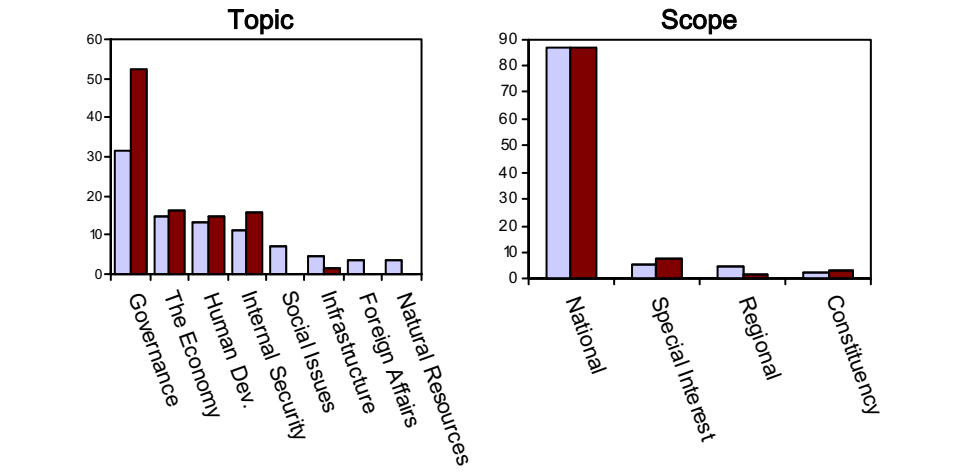
Plenary			Committee		
	Score	Percentile		Score	Percentile
Attendance	25 / 89	54	Attendance	19 / 108	19
Participation	308 / 117651	66	Participation	10 / 2179	8
Influence	0 / 117651	0			

Political Position



Focus

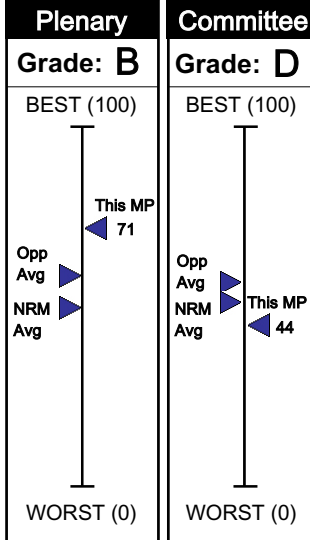
Parliament Average: ■ This MP: ■



Mugenyi Rutamwebwa Mary



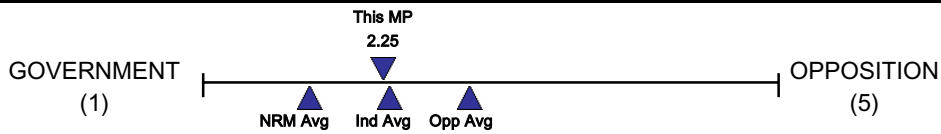
Constituency:	Nyabushozi County
District:	Kiruhura
Status:	Backbencher
Portfolio:	None
Party:	NRM
Committees:	Gov't Assurances, Foreign Affairs, Legal & Parl.



Performance

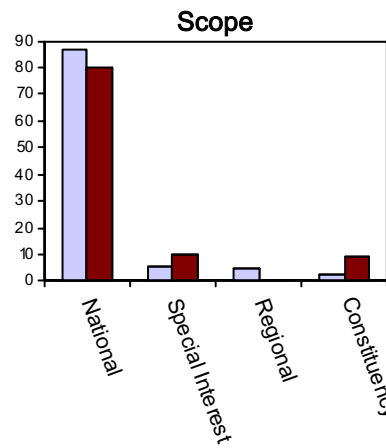
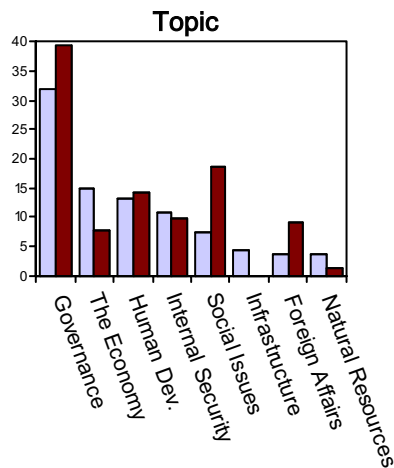
Plenary			Committee		
	Score	Percentile		Score	Percentile
Attendance	35 / 89	86	Attendance	14 / 93	17
Participation	454 / 117651	76	Participation	34 / 256	80
Influence	0 / 117651	0			

Political Position



Focus

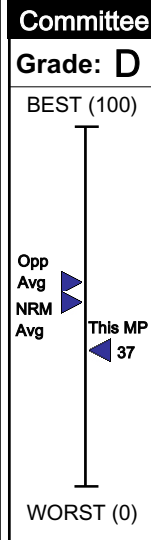
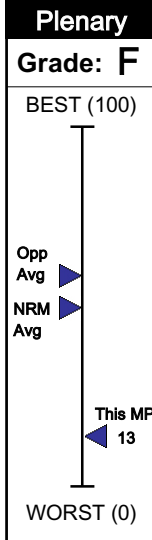
Parliament Average: ■ This MP: ■



Muhwezi Katugugu Jim



Constituency:	Rujumbura County
District:	Rukungiri
Status:	Backbencher
Portfolio:	None
Party:	NRM
Committees:	Rules, Infrastructure



Performance

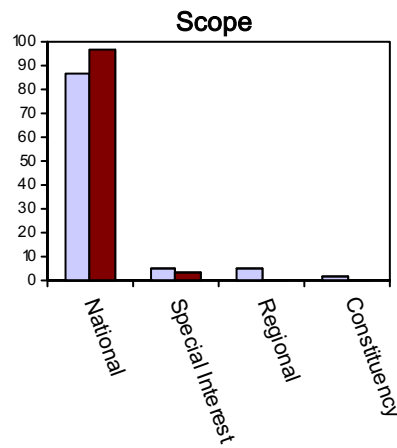
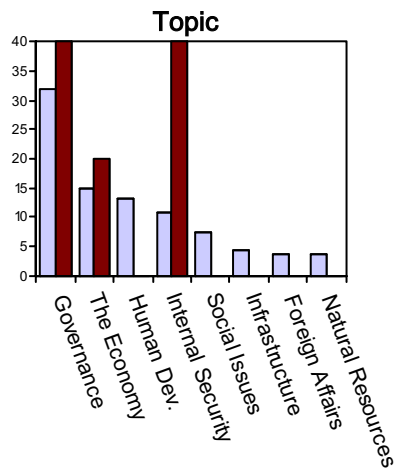
Plenary			Committee		
	Score	Percentile		Score	Percentile
Attendance	10 / 89	8	Attendance	1 / 64	4
Participation	82 / 117651	36	Participation	347 / 1835	89
Influence	0 / 117651	0			

Political Position

INSUFFICIENT POSITION DATA AVAILABLE

Focus

Parliament Average: ■ This MP: ■



Mujuzi Pius



Constituency:	Kyotera County
District:	Rakai
Status:	Backbencher
Portfolio:	None
Party:	NRM
Committees:	Defence

Plenary
Grade: **F**

BEST (100)

Opp Avg
NRM Avg

This MP
0

WORST (0)

Committee
Grade: **D**

BEST (100)

Opp Avg
NRM Avg

This MP
44

WORST (0)

Performance

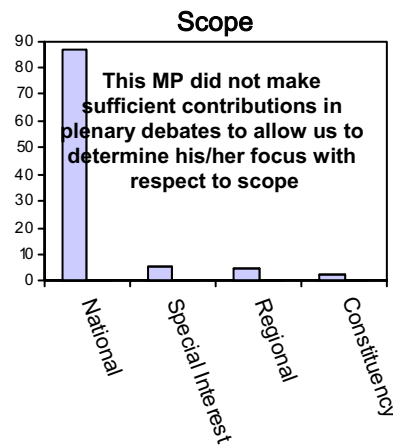
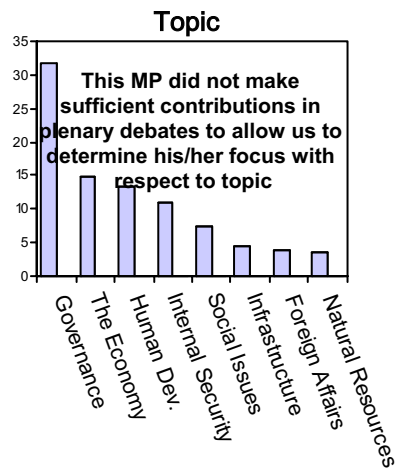
Plenary			Committee		
	Score	Percentile		Score	Percentile
Attendance	0 / 89	0	Attendance	1 / 13	9
Participation	0 / 117651	0	Participation	26 / 155	86
Influence	0 / 117651	0			

Political Position

INSUFFICIENT POSITION DATA AVAILABLE

Focus

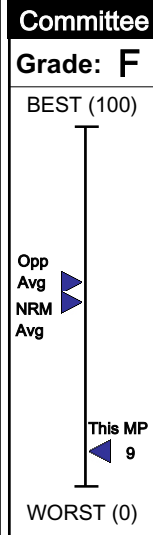
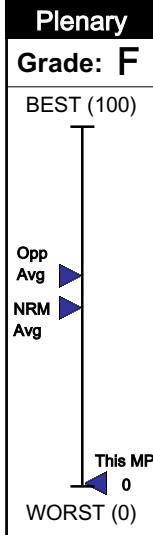
Parliament Average: ■ This MP: ■



Mukasa Anthony Harris



Constituency:	Bulkwe County South
District:	Mukono
Status:	Backbencher
Portfolio:	None
Party:	NRM
Committees:	Public Service



Performance

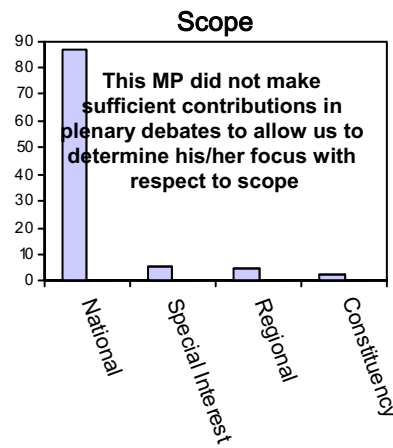
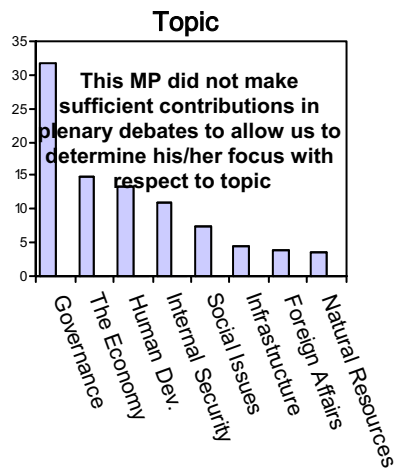
Plenary			Committee		
	Score	Percentile		Score	Percentile
Attendance	0 / 89	0	Attendance	2 / 27	8
Participation	0 / 117651	0	Participation	17 / 527	30
Influence	0 / 117651	0			

Political Position

INSUFFICIENT POSITION DATA AVAILABLE

Focus

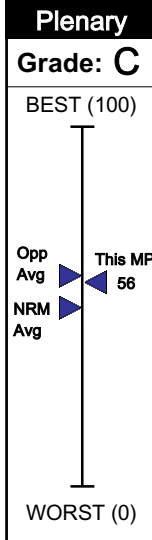
Parliament Average: This MP:



Mukaye Wabudeya Beatrice



Constituency:	Women
District:	Sironko
Status:	Minister
Portfolio:	Presidency
Party:	NRM
Committees:	N/A

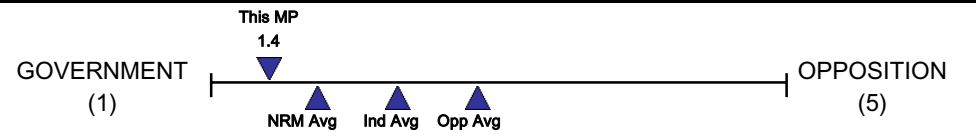


Committee	
Grade:	N/A
Not Available	

Performance

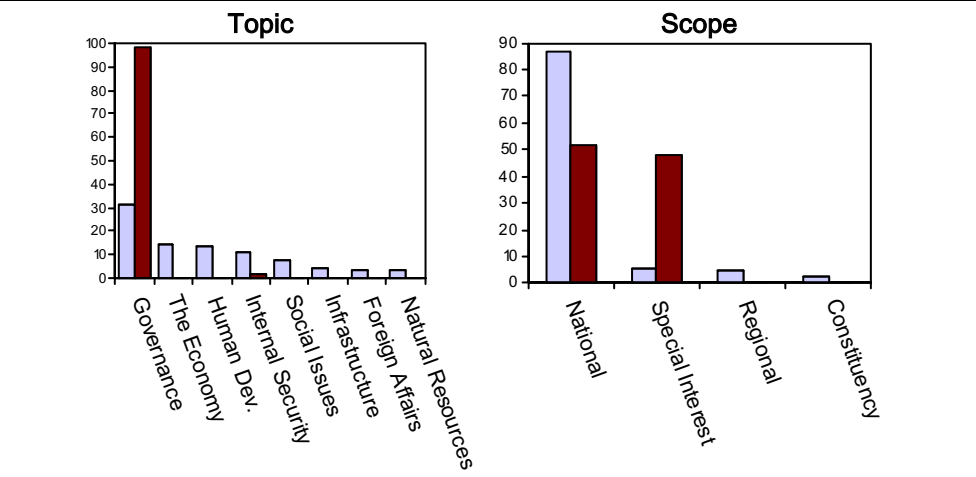
Plenary			Committee		
	Score	Percentile		Score	Percentile
Attendance	12 / 89	11	Attendance	N/A	N/A
Participation	227 / 117651	62	Participation	500 / 1080	99
Influence	345 / 117651	82			

Political Position



Focus

Parliament Average: █ This MP: █



Mukisa Fred Douglas Mwanja



Constituency:	Bukooli County Central
District:	Bugiri
Status:	Minister of State
Portfolio:	Fisheries
Party:	NRM
Committees:	N/A

Plenary
Grade: **E**

Committee
Grade: **N/A**

BEST (100)

Opp
Avg

NRM
Avg

This MP
19

WORST (0)

Not
Available

Performance

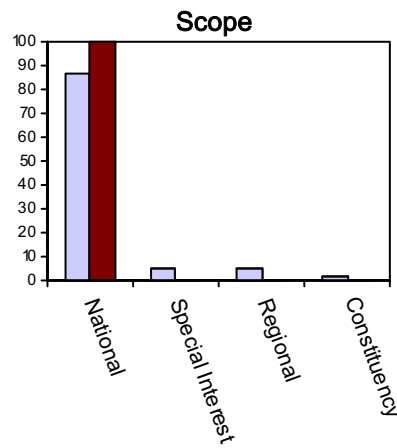
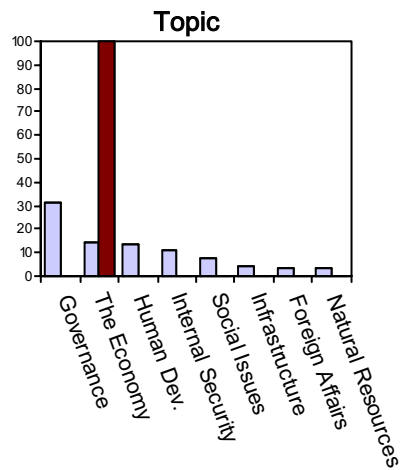
Plenary			Committee		
	Score	Percentile		Score	Percentile
Attendance	12 / 89	11	Attendance	N/A	N/A
Participation	104 / 117651	42	Participation	0 / 150	0
Influence	0 / 117651	0			

Political Position

INSUFFICIENT POSITION DATA AVAILABLE

Focus

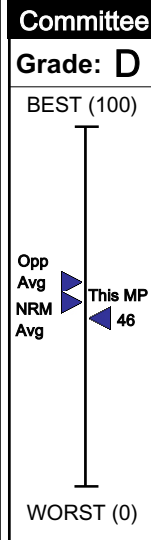
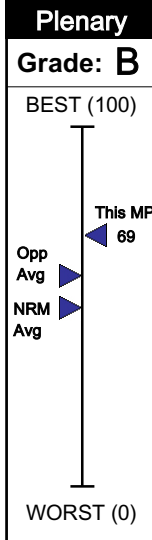
Parliament Average: ■ This MP: ■



Mukitale Biraahwa Stephen Adyeeri



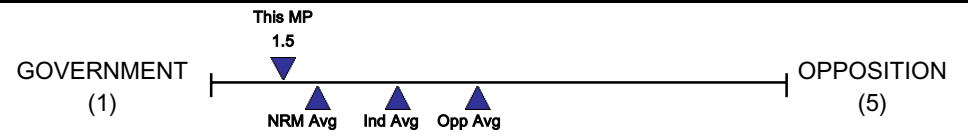
Constituency:	Bullisa County
District:	Bulisa
Status:	Backbencher
Portfolio:	None
Party:	NRM
Committees:	National Economy, Natural Resources



Performance

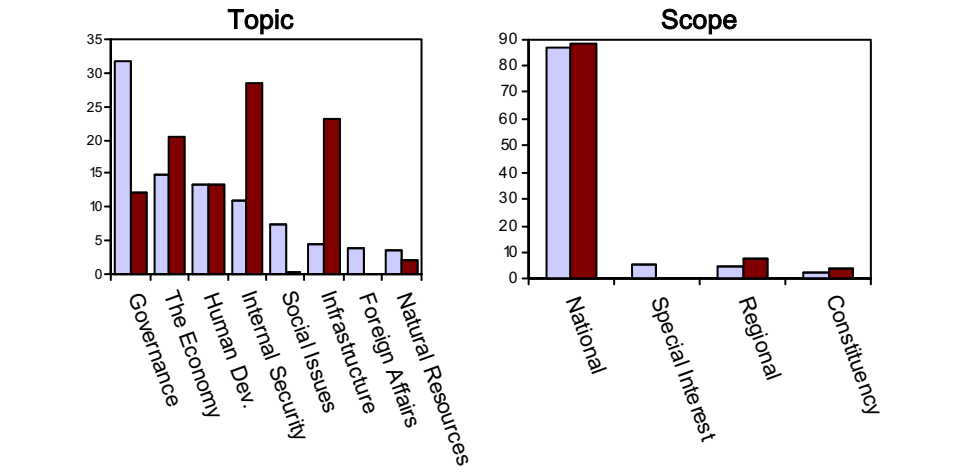
Plenary			Committee		
	Score	Percentile		Score	Percentile
Attendance	33 / 89	81	Attendance	16 / 46	40
Participation	449 / 117651	75	Participation	228 / 3394	59
Influence	0 / 117651	0			

Political Position



Focus

Parliament Average: ■ This MP: ■

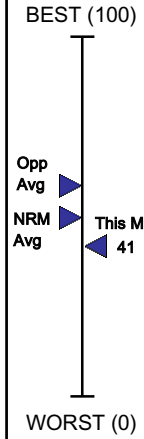


Mukose Moses Mutabaali

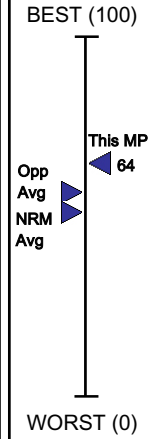


Constituency:	Busiki County
District:	Namutumba
Status:	Backbencher
Portfolio:	None
Party:	NRM
Committees:	Public Service, Government Assurances

Plenary
Grade: **D**



Committee
Grade: **C**



Performance

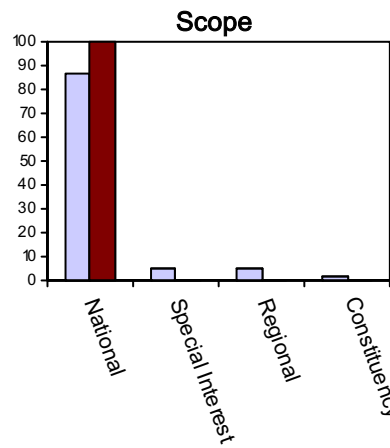
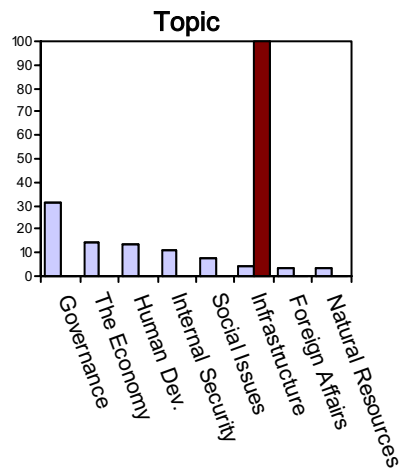
Plenary			Committee		
	Score	Percentile		Score	Percentile
Attendance	27 / 89	62	Attendance	27 / 46	75
Participation	64 / 117651	30	Participation	64 / 1609	39
Influence	0 / 117651	0			

Political Position

INSUFFICIENT POSITION DATA AVAILABLE

Focus

Parliament Average: ■ This MP: ■



Mukwaya Balunzi Janat



Constituency:	Mukono County South
District:	Mukono
Status:	Minister
Portfolio:	Trade and Industry
Party:	NRM
Committees:	N/A

Plenary
Grade: D
BEST (100)
WORST (0)

Committee
Grade: N/A
Not Available

Performance

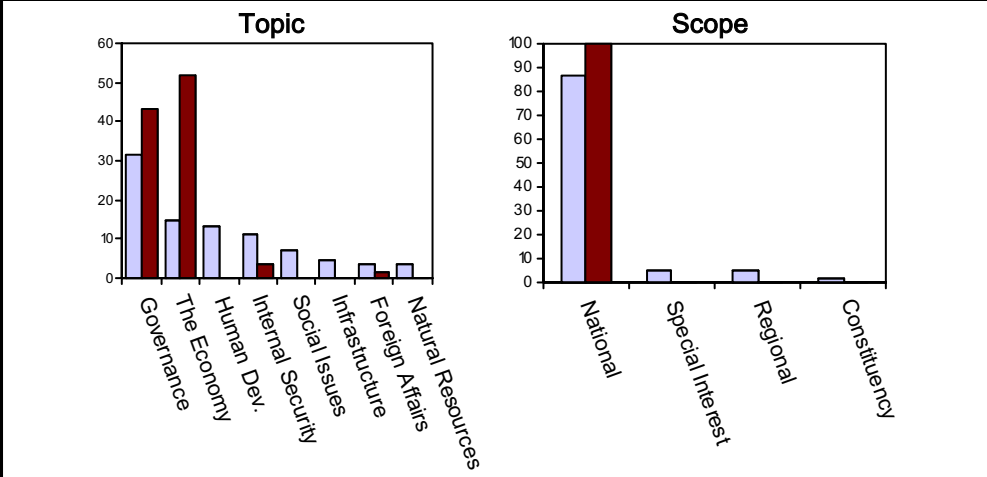
Plenary			Committee		
	Score	Percentile		Score	Percentile
Attendance	9 / 89	6	Attendance	N/A	N/A
Participation	178 / 117651	56	Participation	333 / 841	98
Influence	7 / 117651	63			

Political Position

INSUFFICIENT POSITION DATA AVAILABLE

Focus

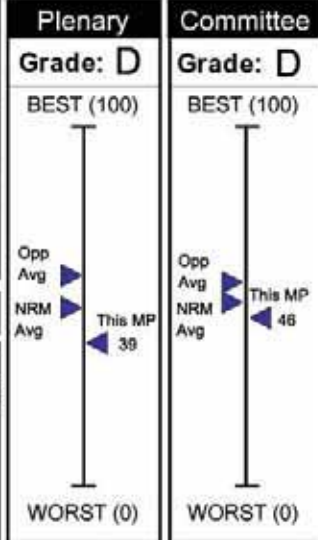
Parliament Average: ■ This MP: ■



Mulumba Meddie B.



Constituency:	Luuka County
District:	Iganga
Status:	Backbencher
Portfolio:	None
Party:	NRM
Committees:	Commissions, Public Service



Performance

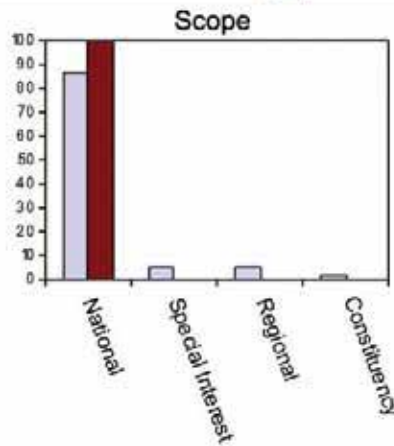
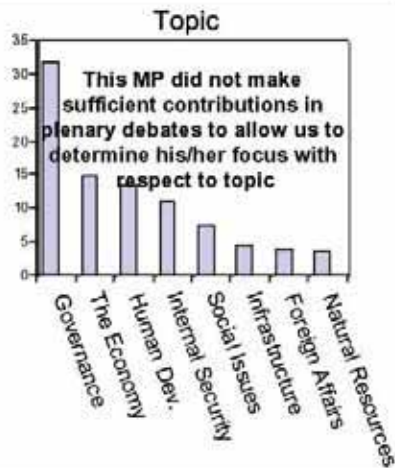
Plenary			Committee		
	Score	Percentile		Score	Percentile
Attendance	28 / 80	58	Attendance	28 / 51	64
Participation	61 / 117651	29	Participation	238 / 6532	36
Influence	0 / 117651	0			

Political Position

INSUFFICIENT POSITION DATA AVAILABLE

Focus

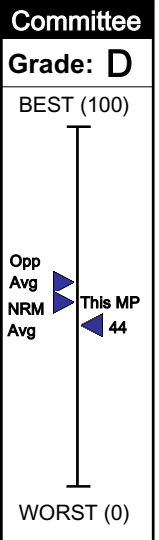
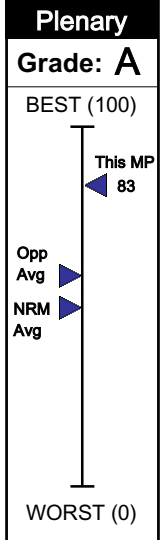
Parliament Average: This MP:



Munyira Wabwire Omusolo Rose



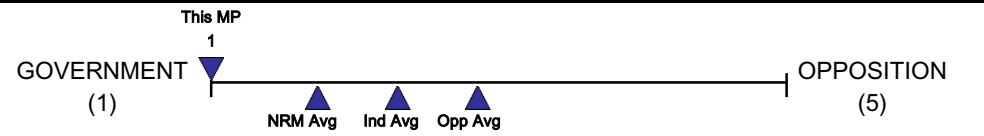
Constituency:	Women
District:	Busia
Status:	Backbencher
Portfolio:	None
Party:	NRM
Committees:	Commissions, Tourism



Performance

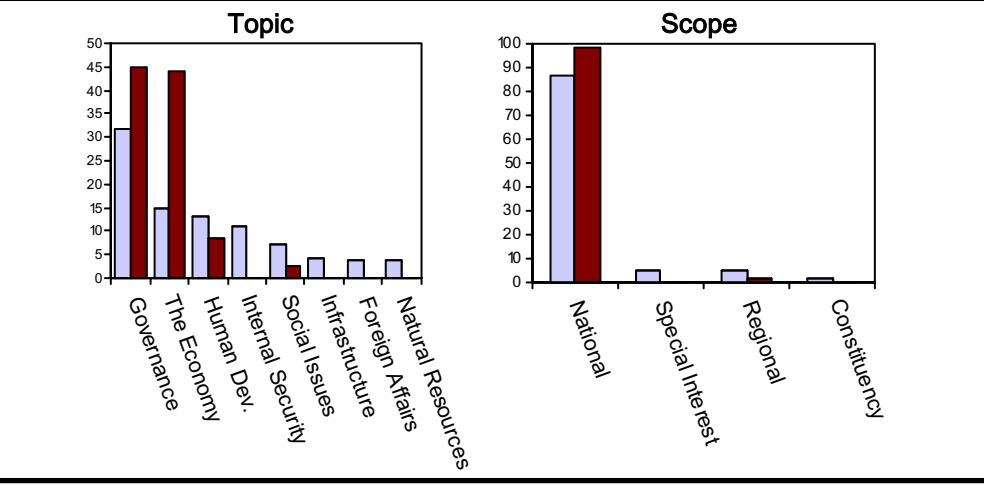
Plenary			Committee		
	Score	Percentile		Score	Percentile
Attendance	25 / 89	54	Attendance	23 / 50	57
Participation	674 / 117651	84	Participation	150 / 3985	38
Influence	1016 / 117651	92			

Political Position



Focus

Parliament Average: ■ This MP: ■

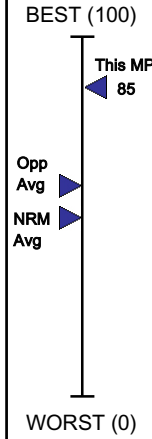


Museveni Janet Kataaha

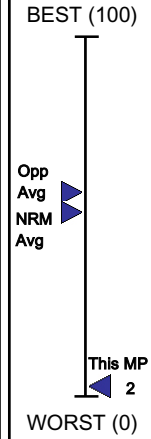


Constituency:	Ruhaama County
District:	Ntungamo
Status:	Backbencher
Portfolio:	None
Party:	NRM
Committees:	Social Services, HIV/AIDS

Plenary
Grade: **A**



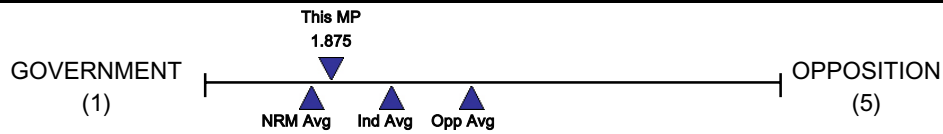
Committee
Grade: **F**



Performance

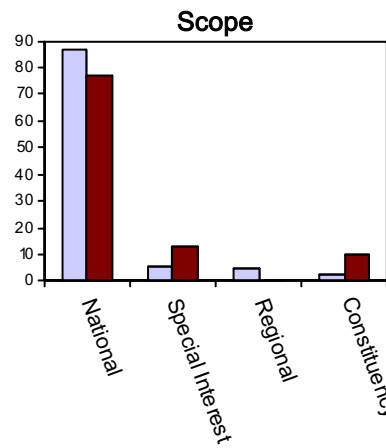
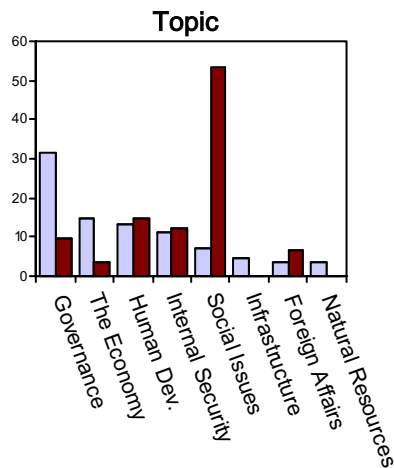
Plenary			Committee		
	Score	Percentile		Score	Percentile
Attendance	28 / 89	66	Attendance	4 / 38	13
Participation	531 / 117651	79	Participation	0 / 118	0
Influence	778 / 117651	88			

Political Position



Focus

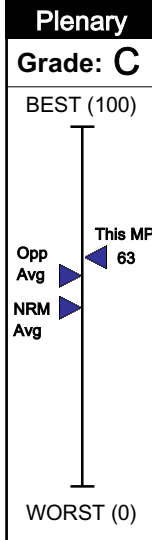
Parliament Average: ■ This MP: ■



Musumba Isaac Isanga



Constituency:	Buzaaya County
District:	Kamuli
Status:	Minister of State
Portfolio:	Regional Affairs
Party:	NRM
Committees:	N/A

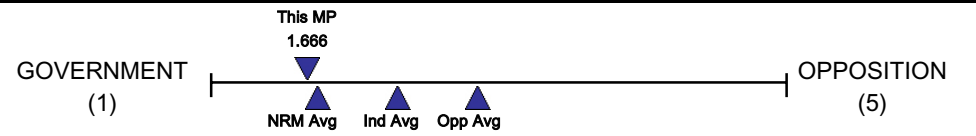


Committee	
Grade:	N/A
Not Available	

Performance

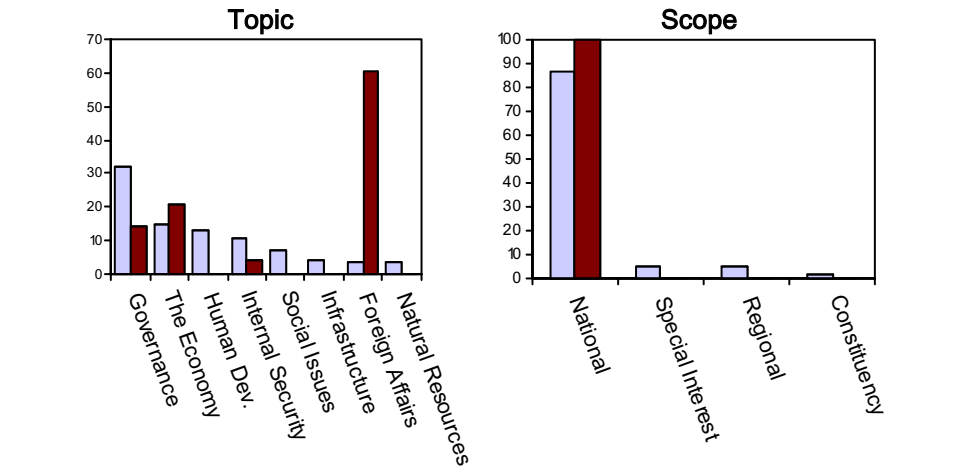
Plenary			Committee		
	Score	Percentile		Score	Percentile
Attendance	16 / 89	21	Attendance	N/A	N/A
Participation	361 / 117651	69	Participation	21 / 125	87
Influence	397 / 117651	83			

Political Position



Focus

Parliament Average: ■ This MP: ■



Mutagamba Maria Lubega Emily



Constituency: Women
District: Rakai
Status: Minister
Portfolio: Water and Environment

Party: NRM
Committees: N/A

Plenary	Committee
Grade: E	Grade: N/A
BEST (100)	Not Available
<div style="display: flex; align-items: center; justify-content: center;"> <div style="border-left: 1px solid black; border-right: 1px solid black; width: 100%; height: 100%;"></div> </div>	
Opp Avg ▶ NRM Avg ▶	
This MP ▶ 27 WORST (0)	

Performance

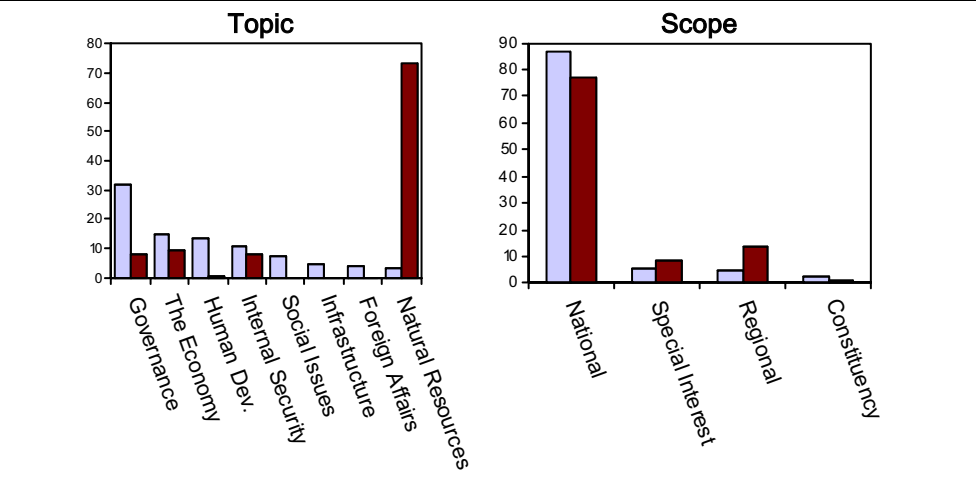
Plenary			Committee		
	Score	Percentile		Score	Percentile
Attendance	12 / 89	11	Attendance	N/A	N/A
Participation	169 / 117651	55	Participation	N/A	N/A
Influence	0 / 117651	0			

Political Position

INSUFFICIENT POSITION DATA AVAILABLE

Focus

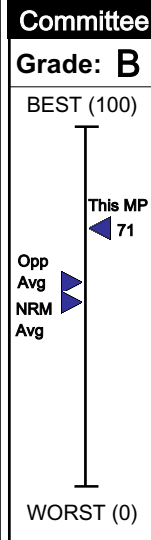
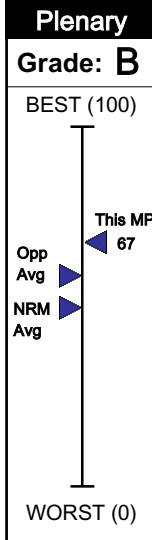
Parliament Average: ■ This MP: ■



Mutuluuza Peter Claver Barnabas



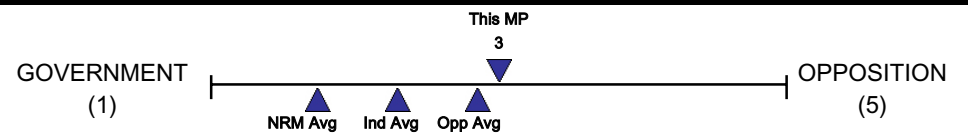
Constituency:	Mawokota County North
District:	Mpigi
Status:	Backbencher
Portfolio:	None
Party:	NRM
Committees:	HIV/AIDS, Foreign Affairs



Performance

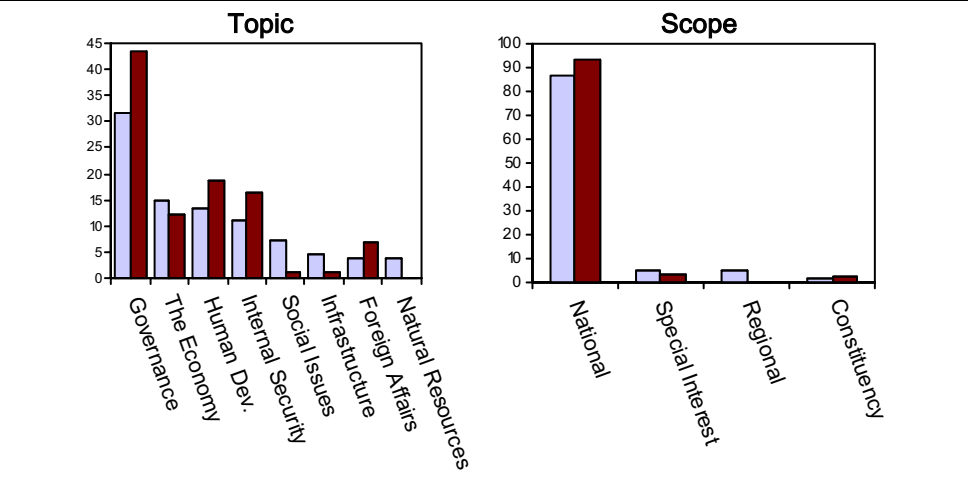
Plenary			Committee		
	Score	Percentile		Score	Percentile
Attendance	44 / 89	96	Attendance	70 / 100	91
Participation	188 / 117651	58	Participation	184 / 6525	27
Influence	0 / 117651	0			

Political Position



Focus

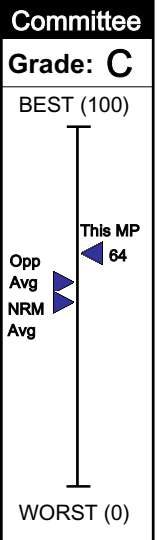
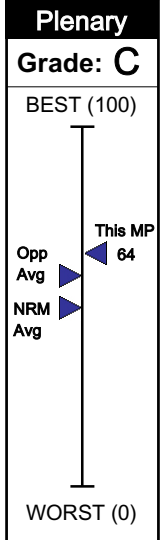
Parliament Average: ■ This MP: ■



Muwulize Norman Ibrahim



Constituency:	Bulkwe County West
District:	Mukono
Status:	Backbencher
Portfolio:	None
Party:	Independent
Committees:	Foreign Affairs, Equal Opportunities



Performance

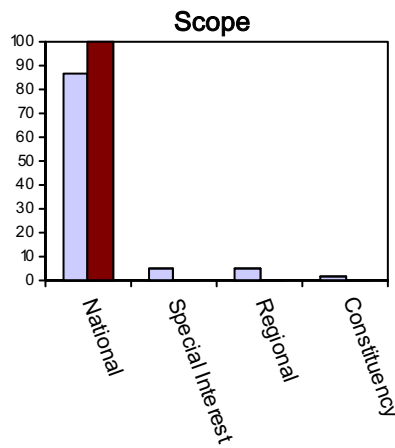
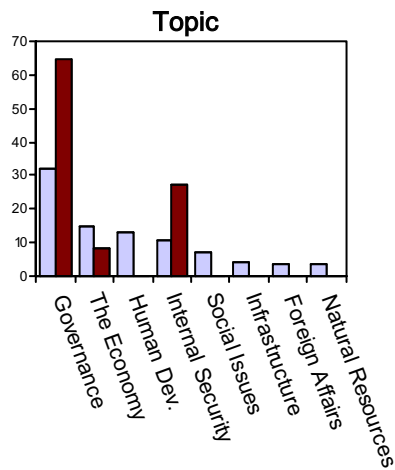
Plenary			Committee		
	Score	Percentile		Score	Percentile
Attendance	30 / 89	75	Attendance	22 / 33	86
Participation	92 / 117651	39	Participation	31 / 1046	28
Influence	4 / 117651	60			

Political Position

INSUFFICIENT POSITION DATA AVAILABLE

Focus

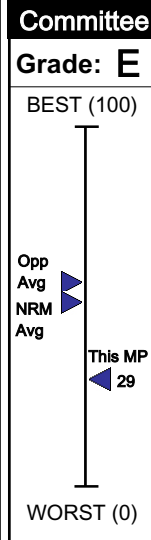
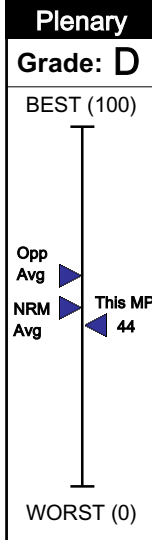
Parliament Average: ■ This MP: ■



Muwuma Milton Kalulu



Constituency:	Kigulu County South
District:	Iganga
Status:	Backbencher
Portfolio:	None
Party:	NRM
Committees:	Local Government, Gender



Performance

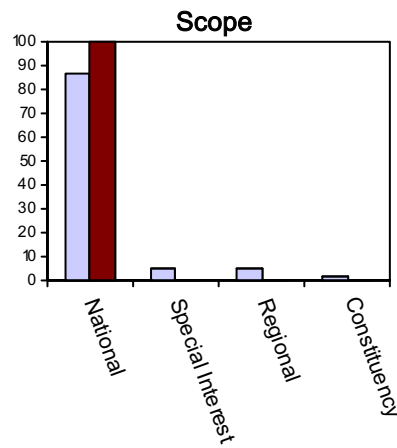
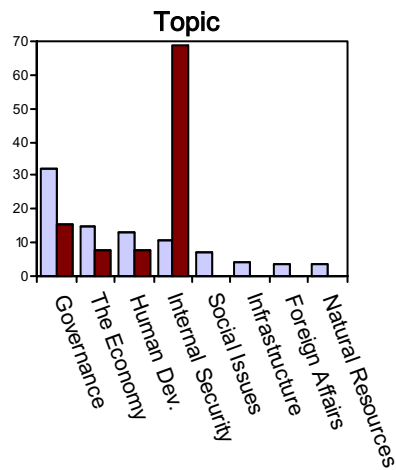
Plenary			Committee		
	Score	Percentile		Score	Percentile
Attendance	27 / 89	62	Attendance	62 / 108	73
Participation	86 / 117651	37	Participation	8 / 6222	7
Influence	0 / 117651	0			

Political Position

INSUFFICIENT POSITION DATA AVAILABLE

Focus

Parliament Average: ■ This MP: ■



Mwesige Adolf Kasaja



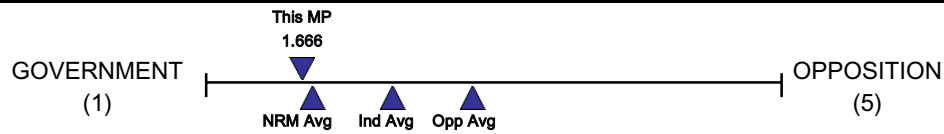
Constituency:	Bunyangabu County
District:	Kabarole
Status:	Minister
Portfolio:	Office of Prime Minister (General Duties)
Party:	NRM
Committees:	N/A

Plenary	Committee
Grade: A	Grade: N/A
BEST (100)	Not Available
 This MP 88	
Opp Avg NRM Avg	
WORST (0)	

Performance

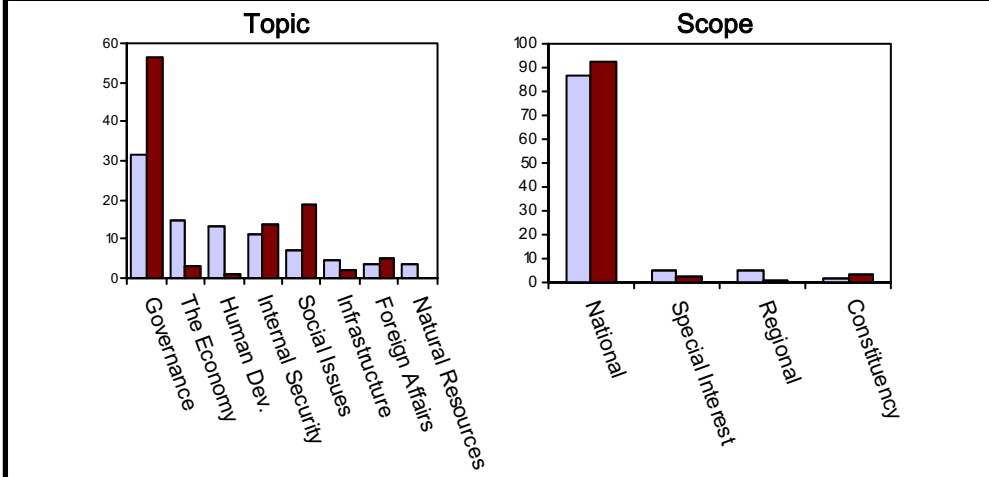
Plenary			Committee		
	Score	Percentile		Score	Percentile
Attendance	28 / 89	66	Attendance	N/A	N/A
Participation	775 / 117651	87	Participation	8 / 556	18
Influence	1914 / 117651	95			

Political Position



Focus

Parliament Average: This MP:



Mwesigye Ruhindi Hope



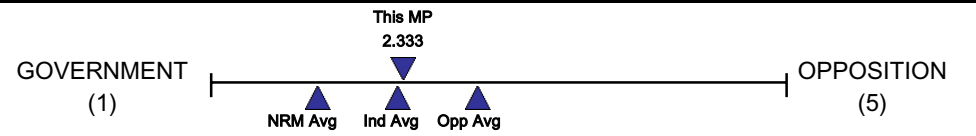
Constituency:	Women
District:	Kabale
Status:	Minister of State
Portfolio:	Local Government
Party:	NRM
Committees:	N/A

Plenary	Committee
Grade: B	Grade: N/A
BEST (100)	Not Available
<div style="display: flex; align-items: center; justify-content: center;"> <div style="border-left: 1px solid black; border-right: 1px solid black; width: 100%; height: 100%;"></div> <div style="margin-left: 5px;"> <p style="font-size: small;">This MP 75</p> <p style="font-size: x-small;">Opp Avg</p> <p style="font-size: x-small;">NRM Avg</p> </div> </div>	
WORST (0)	

Performance

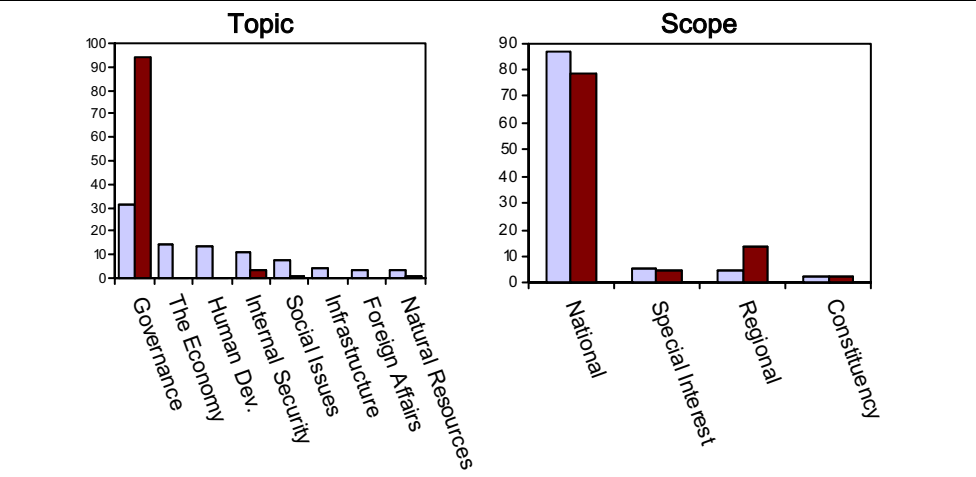
Plenary			Committee		
	Score	Percentile		Score	Percentile
Attendance	25 / 89	54	Attendance	N/A	N/A
Participation	476 / 117651	77	Participation	166 / 1067	84
Influence	30 / 117651	69			

Political Position



Focus

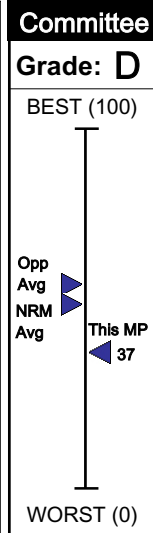
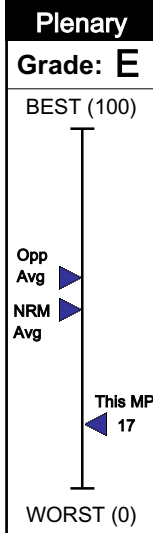
Parliament Average: This MP:



Najjemba Rosemary Muyinda



Constituency:	Gomba County
District:	Mpigi
Status:	Backbencher
Portfolio:	None
Party:	NRM
Committees:	Equal Opportunities, ICT



Performance

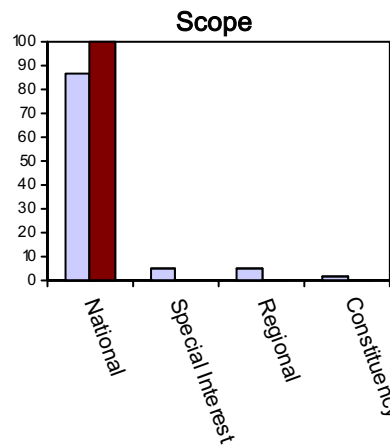
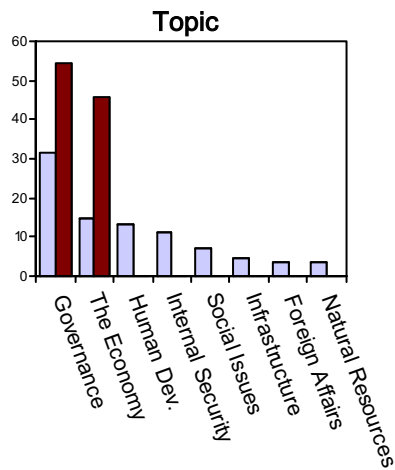
Plenary			Committee		
	Score	Percentile		Score	Percentile
Attendance	15 / 89	17	Attendance	30 / 53	72
Participation	71 / 117651	32	Participation	86 / 5212	20
Influence	0 / 117651	0			

Political Position

INSUFFICIENT POSITION DATA AVAILABLE

Focus

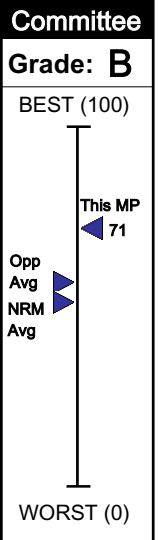
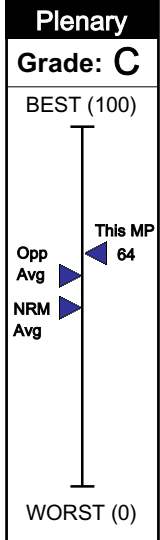
Parliament Average: ■ This MP: ■



Najjuma Faridah Kasasa



Constituency:	Women
District:	Mubende
Status:	Backbencher
Portfolio:	None
Party:	NRM
Committees:	HIV/AIDS, Natural Resources



Performance

Plenary		
	Score	Percentile
Attendance	25 / 89	54
Participation	118 / 117651	46
Influence	92 / 117651	75

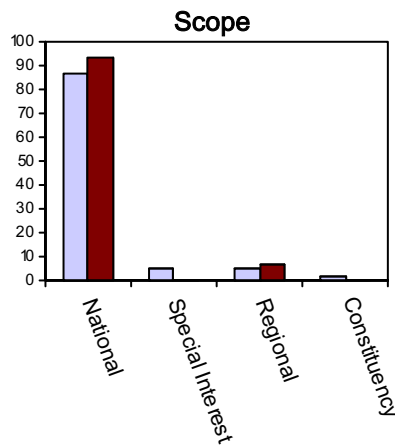
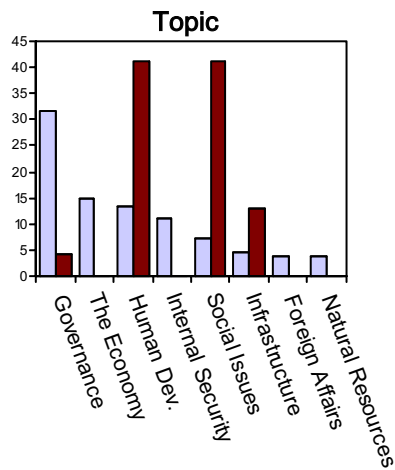
Committee		
	Score	Percentile
Attendance	31 / 49	83
Participation	27 / 726	37

Political Position

INSUFFICIENT POSITION DATA AVAILABLE

Focus

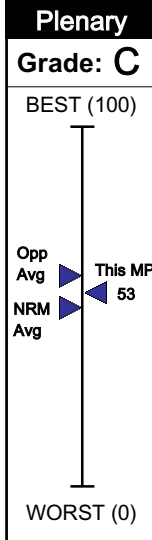
Parliament Average: ■ This MP: ■



Nakadama Isanga Lukia



Constituency:	Women
District:	Mayuge
Status:	Minister of State
Portfolio:	Gender (Women)
Party:	NRM
Committees:	N/A



Committee	
Grade:	N/A
Not Available	

Performance

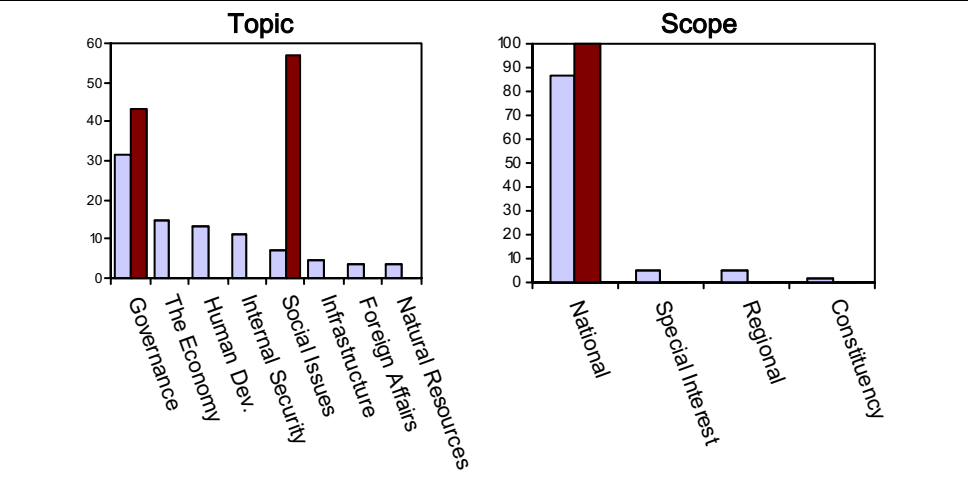
Plenary			Committee		
	Score	Percentile		Score	Percentile
Attendance	16 / 89	21	Attendance	N/A	N/A
Participation	130 / 117651	48	Participation	N/A	N/A
Influence	298 / 117651	81			

Political Position

INSUFFICIENT POSITION DATA AVAILABLE

Focus

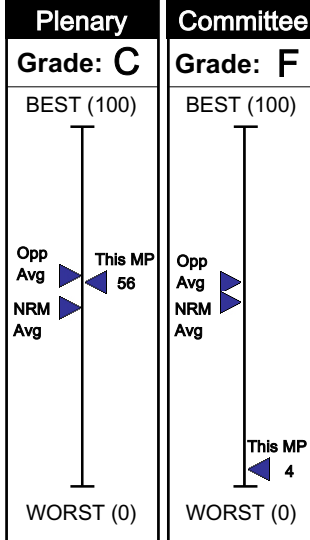
Parliament Average: ■ This MP: ■



Nakawuki Suzan Matovu



Constituency:	Busiuro County East
District:	Wakiso
Status:	Backbencher
Portfolio:	None
Party:	FDC
Committees:	Foreign Affairs, Legal and Parliamentary



Performance

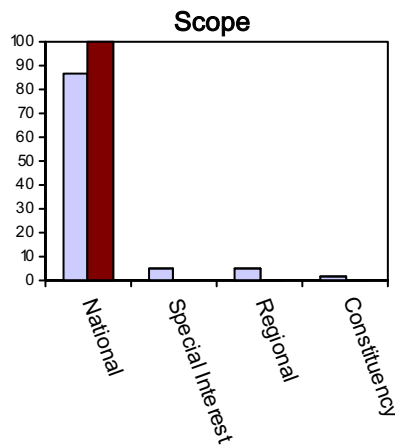
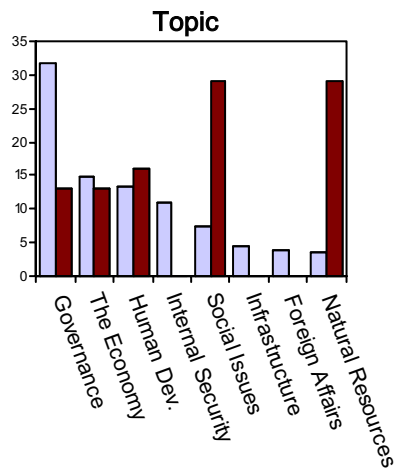
Plenary			Committee		
	Score	Percentile		Score	Percentile
Attendance	15 / 89	17	Attendance	14 / 74	20
Participation	161 / 117651	53	Participation	0 / 116	0
Influence	350 / 117651	83			

Political Position

INSUFFICIENT POSITION DATA AVAILABLE

Focus

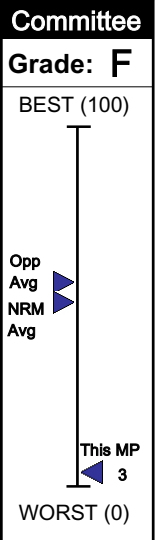
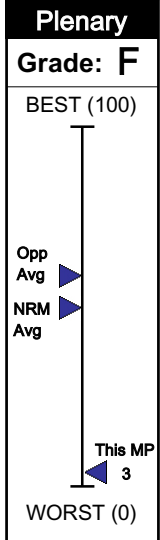
Parliament Average: ■ This MP: ■



Nakwang Christine Tubbo



Constituency:	Women
District:	Kaabong
Status:	Backbencher
Portfolio:	None
Party:	NRM
Committees:	Budget



Performance

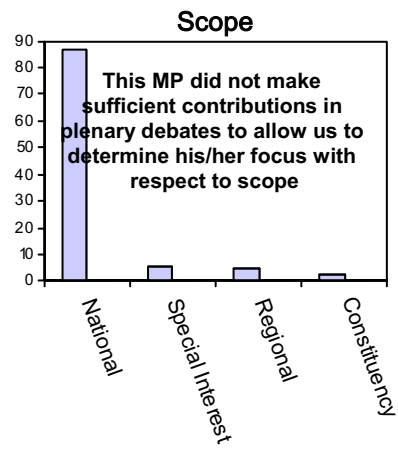
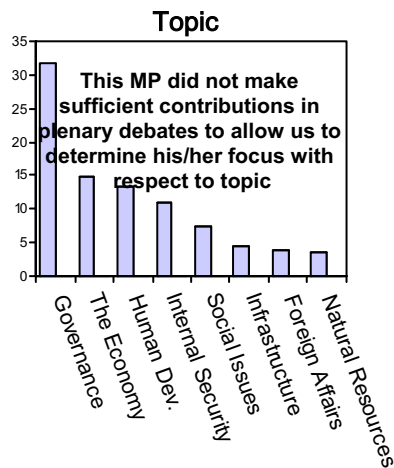
Plenary			Committee		
	Score	Percentile		Score	Percentile
Attendance	12 / 89	11	Attendance	7 / 57	14
Participation	0 / 117651	0	Participation	0 / 593	0
Influence	0 / 117651	0			

Political Position

INSUFFICIENT POSITION DATA AVAILABLE

Focus

Parliament Average: This MP:



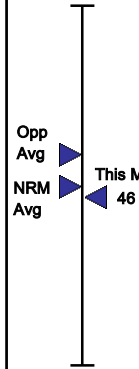
Nalubega Mariam Patience



Constituency:	Youth
District:	N/A
Status:	Backbencher
Portfolio:	None
Party:	Independent
Committees:	Public Service

Plenary
Grade: **D**

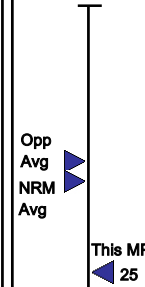
BEST (100)



WORST (0)

Committee
Grade: **E**

BEST (100)



WORST (0)

Performance

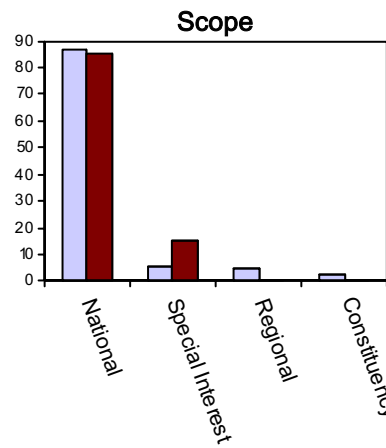
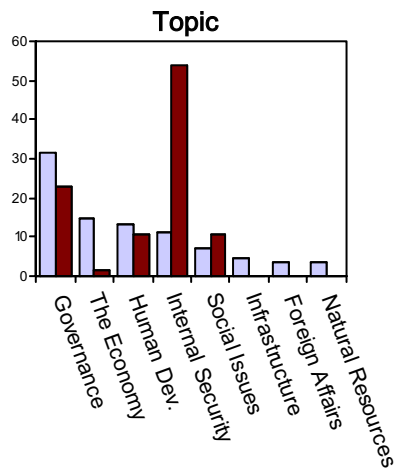
Plenary			Committee		
	Score	Percentile		Score	Percentile
Attendance	22 / 89	45	Attendance	11 / 27	50
Participation	198 / 117651	58	Participation	18 / 872	22
Influence	0 / 117651	0			

Political Position

INSUFFICIENT POSITION DATA AVAILABLE

Focus

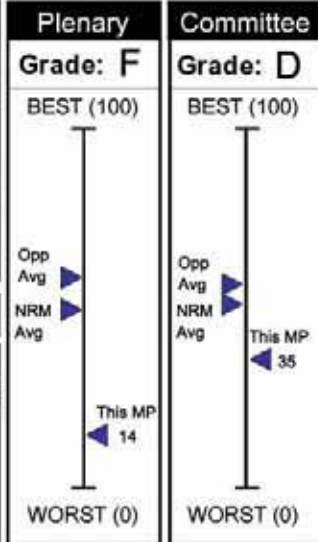
Parliament Average: █ This MP: █



Nalugo Sekiziyivu Mary Margaret



Constituency:	Women
District:	Mukono
Status:	Backbencher
Portfolio:	None
Party:	NRM
Committees:	Budget, Agriculture



Performance

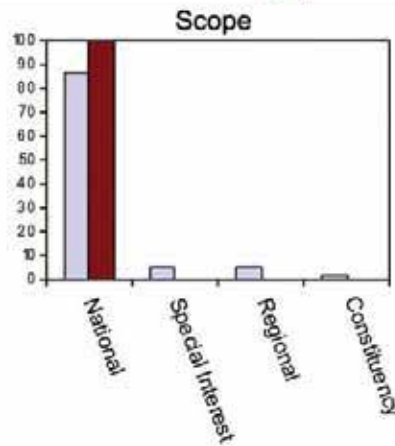
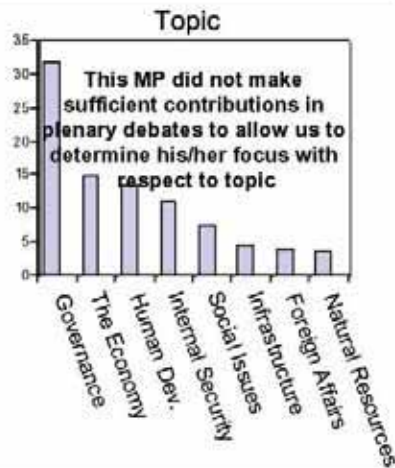
Plenary			Committee		
	Score	Percentile		Score	Percentile
Attendance	12/80	11	Attendance	20/83	37
Participation	73/117651	33	Participation	44/855	49
Influence	0/117651	0			

Political Position

INSUFFICIENT POSITION DATA AVAILABLE

Focus

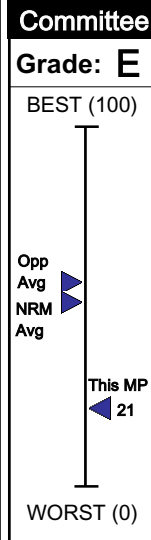
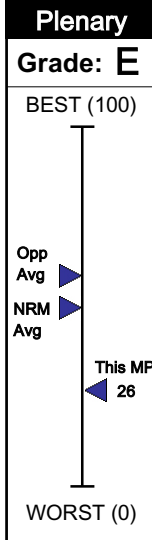
Parliament Average: This MP:



Nalule Safia Juuko



Constituency:	People with Disabilities
District:	N/A
Status:	Backbencher
Portfolio:	None
Party:	NRM
Committees:	Equal Opportunities, Social Services



Performance

Plenary		
	Score	Percentile
Attendance	15 / 89	17
Participation	115 / 117651	46
Influence	0 / 117651	0

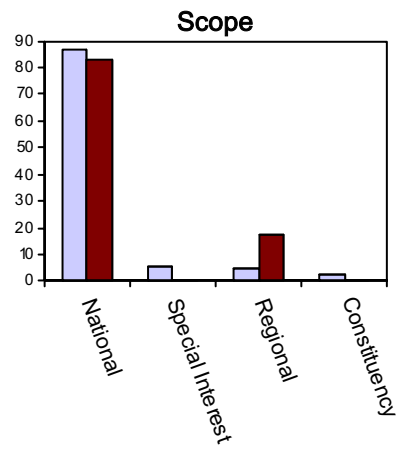
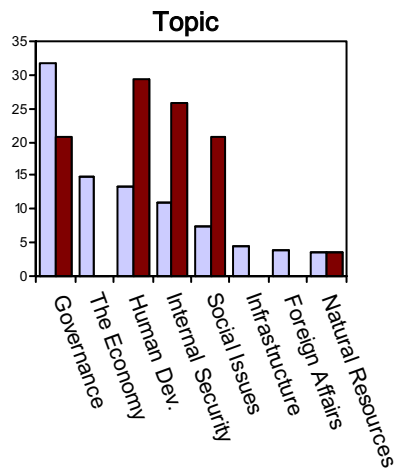
Committee		
	Score	Percentile
Attendance	14 / 43	38
Participation	26 / 933	27

Political Position

INSUFFICIENT POSITION DATA AVAILABLE

Focus

Parliament Average: ■ This MP: ■



Namara Grace



Constituency:	Women
District:	Lyantonde
Status:	Backbencher
Portfolio:	None
Party:	Independent
Committees:	None

Plenary
Grade: **F**

Committee
Grade: **N/A**

BEST (100)

Opp Avg
NRM Avg



This MP
11

WORST (0)

Not Available

Performance

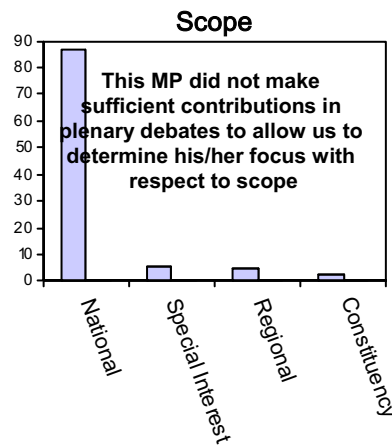
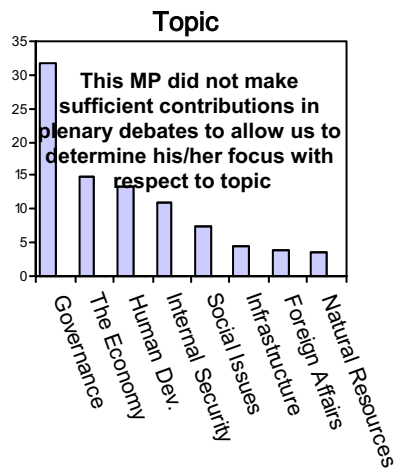
Plenary			Committee		
	Score	Percentile		Score	Percentile
Attendance	19 / 89	33	Attendance	N/A	N/A
Participation	0 / 117651	0	Participation	N/A	N/A
Influence	0 / 117651	0			

Political Position

INSUFFICIENT POSITION DATA AVAILABLE

Focus

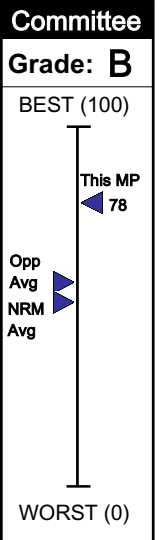
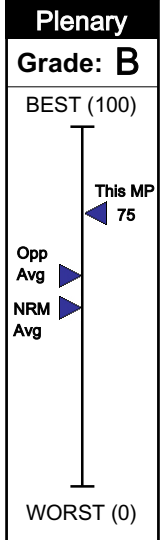
Parliament Average: This MP:



Namayanja Rose Nsereko



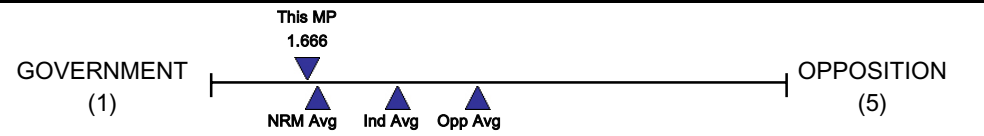
Constituency:	Women
District:	Nakaseke
Status:	Committee Chairperson
Portfolio:	None
Party:	NRM
Committees:	Legal and Parliamentary, Defence, Business



Performance

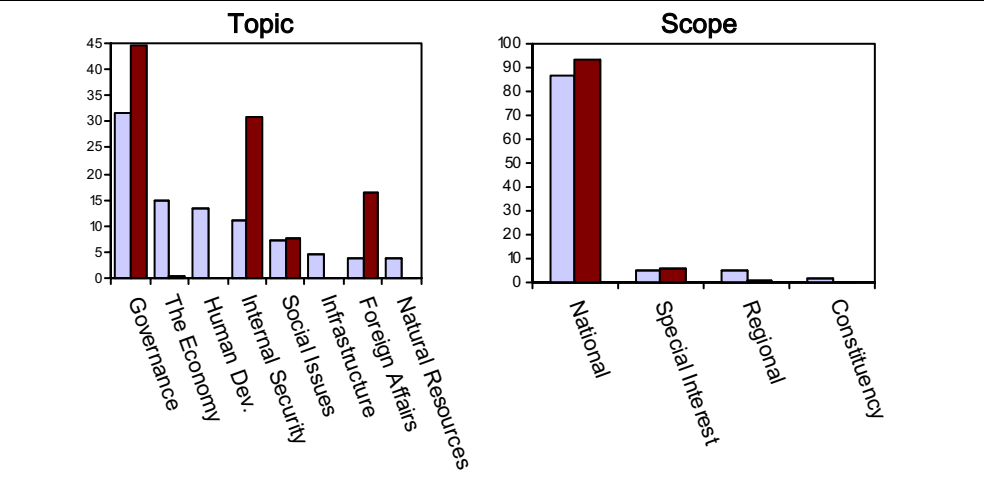
Plenary			Committee		
	Score	Percentile		Score	Percentile
Attendance	15 / 89	17	Attendance	13 / 30	53
Participation	812 / 117651	88	Participation	470 / 4136	75
Influence	1936 / 117651	95			

Political Position



Focus

Parliament Average: This MP:



Namirembe Bitamazire Geraldine



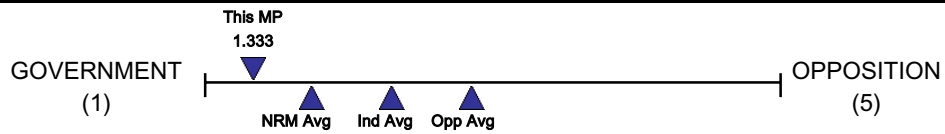
Constituency:	Women
District:	Mpigi
Status:	Minister
Portfolio:	Education and Sports
Party:	NRM
Committees:	N/A

Plenary	Committee
Grade: A	Grade: N/A
BEST (100)	
WORST (0)	
Not Available	

Performance

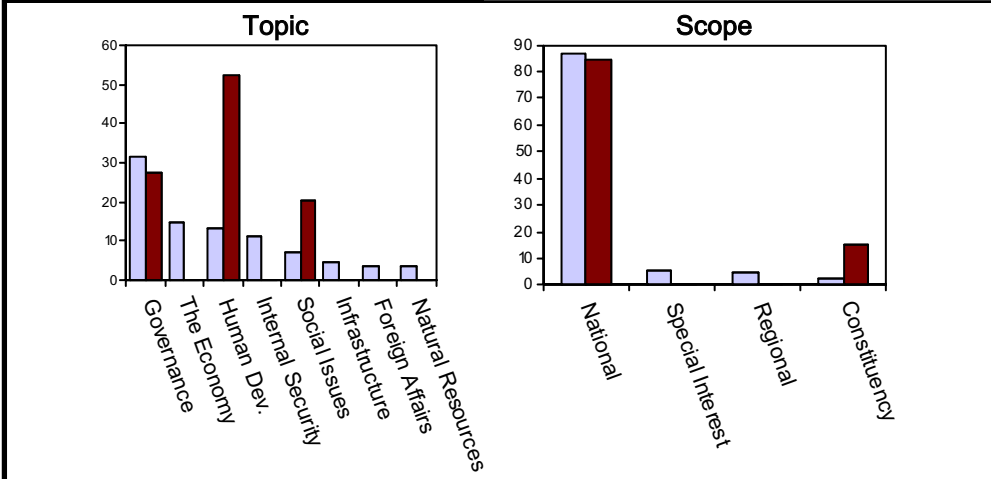
Plenary			Committee		
	Score	Percentile		Score	Percentile
Attendance	25 / 89	54	Attendance	N/A	N/A
Participation	2635 / 117651	99	Participation	158 / 458	96
Influence	815 / 117651	89			

Political Position



Focus

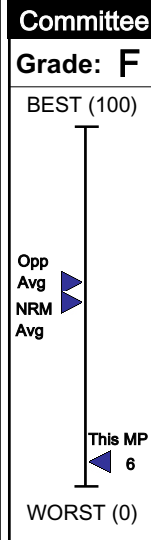
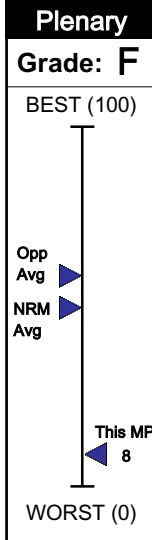
Parliament Average: ■ This MP: ■



Nameo Stella



Constituency:	Women
District:	Moroto
Status:	Backbencher
Portfolio:	None
Party:	NRM
Committees:	Presidential Affairs, Equal Opportunities



Performance

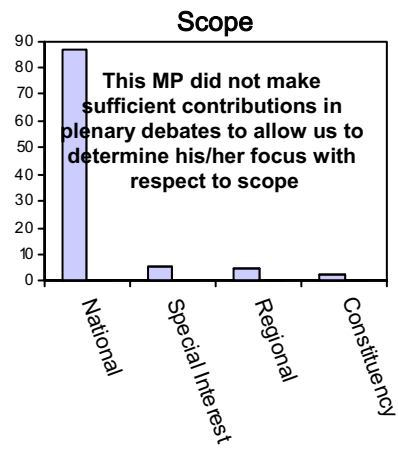
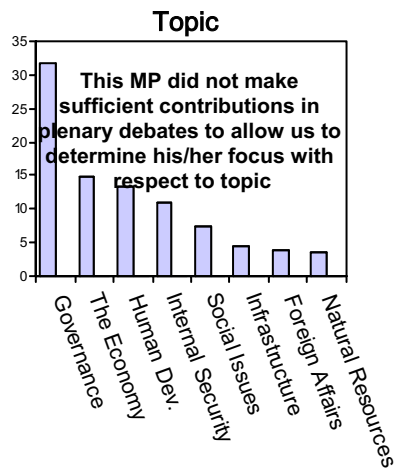
Plenary			Committee		
	Score	Percentile		Score	Percentile
Attendance	18 / 89	27	Attendance	10 / 41	27
Participation	0 / 117651	0	Participation	0 / 767	0
Influence	0 / 117651	0			

Political Position

INSUFFICIENT POSITION DATA AVAILABLE

Focus

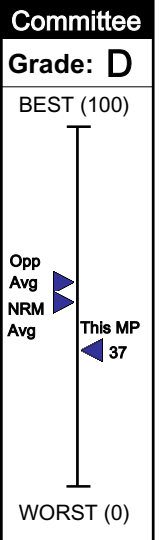
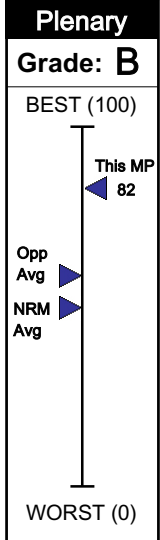
Parliament Average: ■ This MP: ■



Nampijja Lukyamuzi Susan



Constituency:	Rubaga Division South
District:	Kampala
Status:	Shadow Cabinet
Portfolio:	Gender, Labour and Youth
Party:	CP
Committees:	Equal Opportunities, Gender



Performance

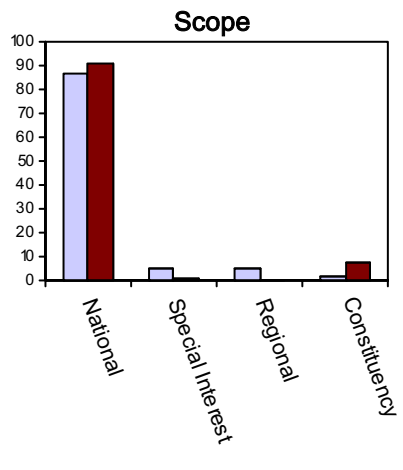
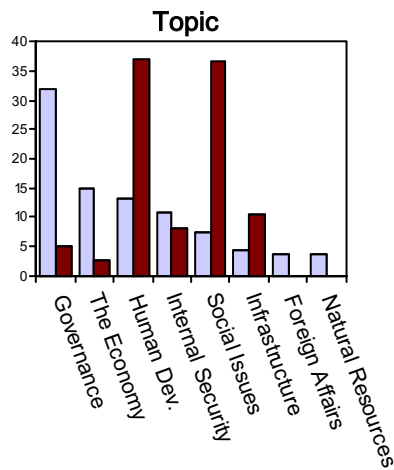
Plenary			Committee		
	Score	Percentile		Score	Percentile
Attendance	26 / 89	58	Attendance	18 / 57	36
Participation	391 / 117651	72	Participation	64 / 1037	56
Influence	1473 / 117651	94			

Political Position

INSUFFICIENT POSITION DATA AVAILABLE

Focus

Parliament Average: ■ This MP: ■



Namuyangu Byakatonda Janat



Constituency: Women
District: Pallisa
Status: Minister of State
Portfolio: Water, Land, and Environment

Party: NRM
Committees: N/A

Plenary	Committee
Grade: E	Grade: N/A
BEST (100)	Not Available
<div style="display: flex; align-items: center; justify-content: center;"> <div style="border-left: 1px solid black; border-right: 1px solid black; width: 100%; height: 100%;"></div> </div>	
<div style="display: flex; align-items: center; justify-content: center;"> <div style="border-left: 1px solid black; border-right: 1px solid black; width: 100%; height: 100%;"></div> </div>	
<div style="display: flex; align-items: center; justify-content: center;"> <div style="border-left: 1px solid black; border-right: 1px solid black; width: 100%; height: 100%;"></div> </div>	
WORST (0)	

Performance

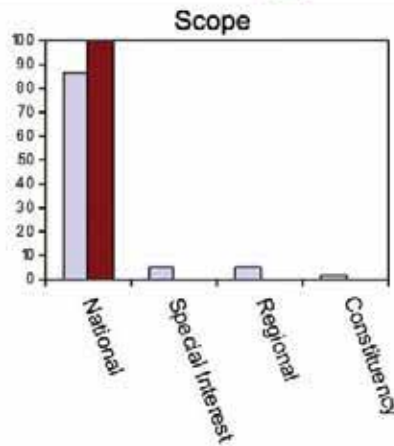
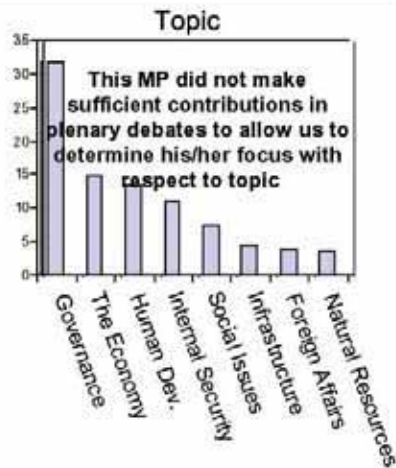
Plenary			Committee		
	Score	Percentile		Score	Percentile
Attendance	9 / 89	6	Attendance	N/A	N/A
Participation	211 / 117651	59	Participation	N/A	N/A
Influence	0 / 117651	0			

Political Position

INSUFFICIENT POSITION DATA AVAILABLE

Focus

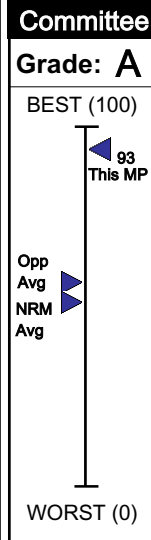
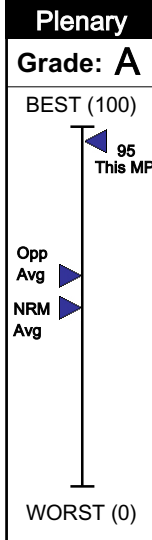
Parliament Average: This MP:



Nandala Mafabi Nathan



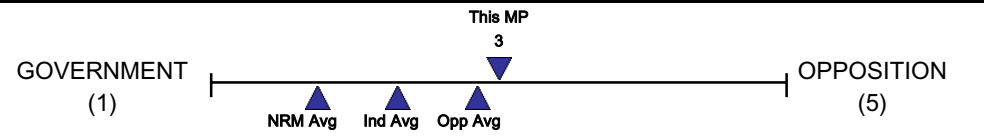
Constituency: Budadiri County West
District: Sironko
Status: Shadow Cabinet
Portfolio: Finance, Planning, and Economic Development
Party: FDC
Committees: Public Accounts, Business, Finance



Performance

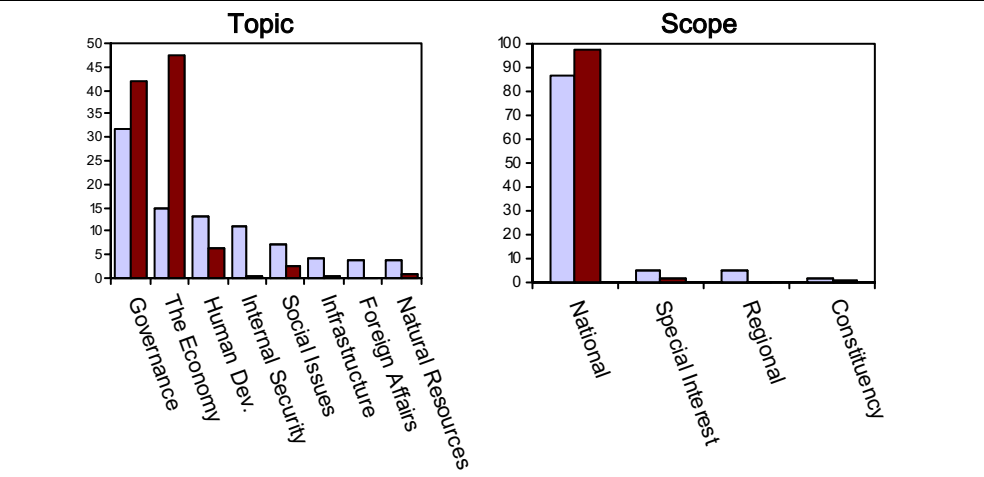
Plenary			Committee		
	Score	Percentile		Score	Percentile
Attendance	44 / 89	96	Attendance	72 / 114	82
Participation	3517 / 117651	100	Participation	740 / 6579	74
Influence	204 / 117651	79			

Political Position



Focus

Parliament Average: ■ This MP: ■



Nankabirwa Ssentamu Ruth



Constituency:	Women
District:	Kiboga
Status:	Minister of State
Portfolio:	Defence
Party:	NRM
Committees:	N/A

Plenary	Committee
Grade: B	Grade: N/A
BEST (100)	Not Available
<div style="display: flex; align-items: center; justify-content: center;"> <div style="border-left: 1px solid black; border-right: 1px solid black; width: 100%; height: 100%;"></div> <div style="margin-left: 5px;"> <p style="font-size: small;">This MP 75</p> </div> </div>	
<div style="display: flex; align-items: center; justify-content: center;"> <div style="border-left: 1px solid black; border-right: 1px solid black; width: 100%; height: 100%;"></div> <div style="margin-left: 5px;"> <p style="font-size: small;">Opp Avg</p> </div> </div>	
<div style="display: flex; align-items: center; justify-content: center;"> <div style="border-left: 1px solid black; border-right: 1px solid black; width: 100%; height: 100%;"></div> <div style="margin-left: 5px;"> <p style="font-size: small;">NRM Avg</p> </div> </div>	
WORST (0)	

Performance

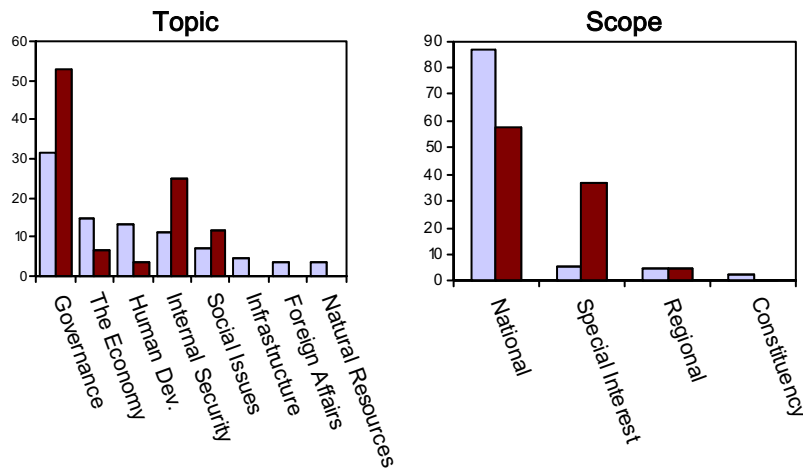
Plenary			Committee		
	Score	Percentile		Score	Percentile
Attendance	20 / 89	37	Attendance	N/A	N/A
Participation	817 / 117651	88	Participation	253 / 1262	90
Influence	134 / 117651	75			

Political Position

INSUFFICIENT POSITION DATA AVAILABLE

Focus

Parliament Average: ■ This MP: ■

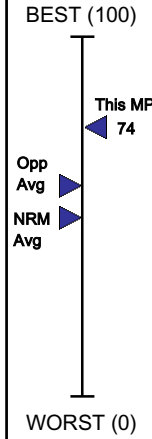


Nasasira John



Constituency:	Kazo County
District:	Kiruhura
Status:	Minister
Portfolio:	Works
Party:	NRM
Committees:	N/A

Plenary
Grade: **B**



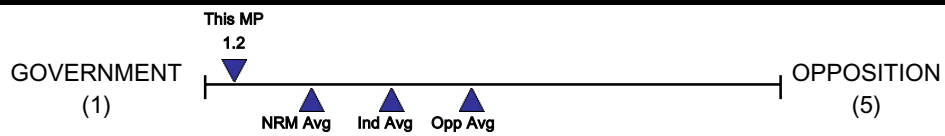
Committee
Grade: **N/A**

Not Available

Performance

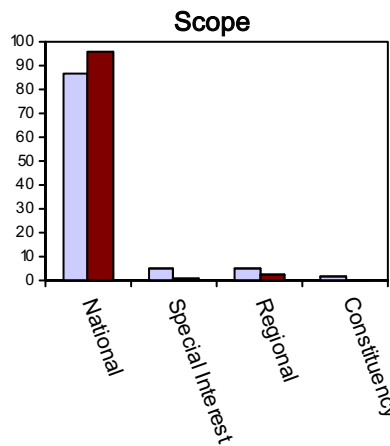
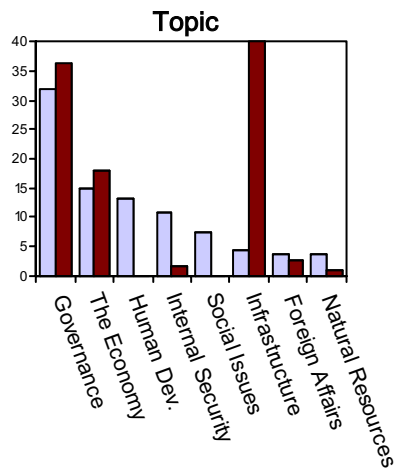
Plenary			Committee		
	Score	Percentile		Score	Percentile
Attendance	19 / 89	33	Attendance	N/A	N/A
Participation	780 / 117651	87	Participation	271 / 823	96
Influence	153 / 117651	76			

Political Position



Focus

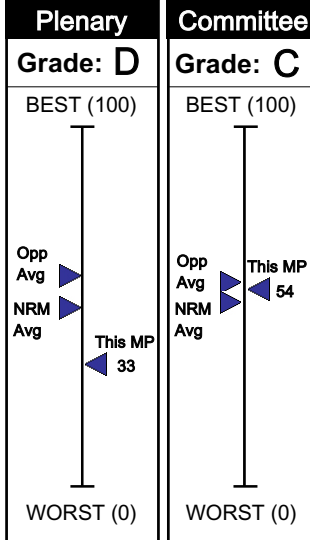
Parliament Average: ■ This MP: ■



Nayiga Florence Ssekabira



Constituency:	Women
District:	Kayunga
Status:	Backbencher
Portfolio:	None
Party:	NRM
Committees:	Agriculture



Performance

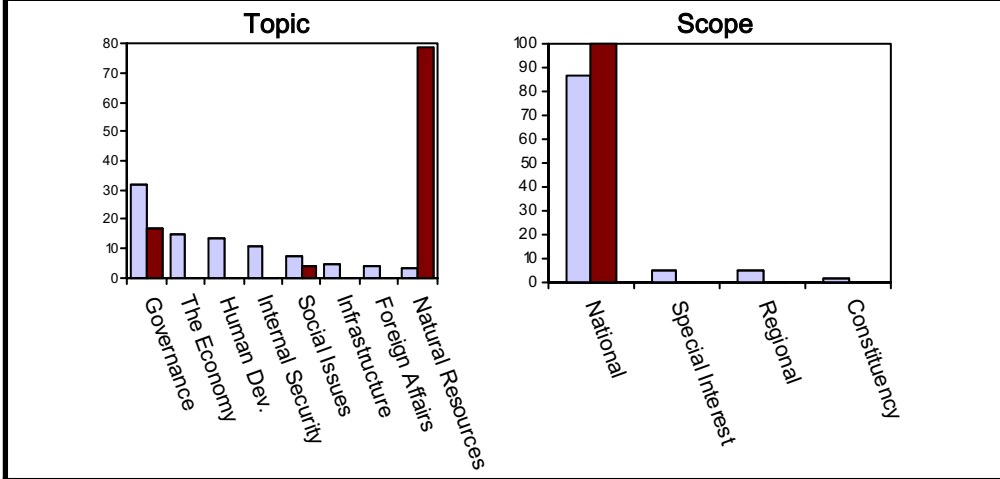
Plenary			Committee		
	Score	Percentile		Score	Percentile
Attendance	18 / 89	27	Attendance	27 / 45	77
Participation	131 / 117651	49	Participation	91 / 2905	29
Influence	0 / 117651	0			

Political Position

INSUFFICIENT POSITION DATA AVAILABLE

Focus

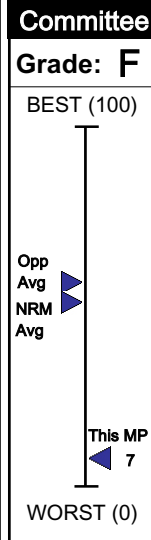
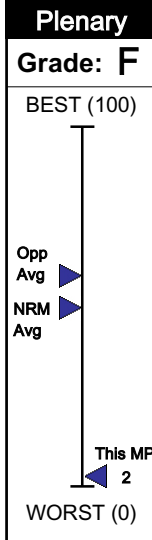
Parliament Average: ■ This MP: ■



Ndawula Kaweesi Edward



Constituency:	Kiboga County West
District:	Kiboga
Status:	Backbencher
Portfolio:	None
Party:	NRM
Committees:	National Economy, Foreign Affairs



Performance

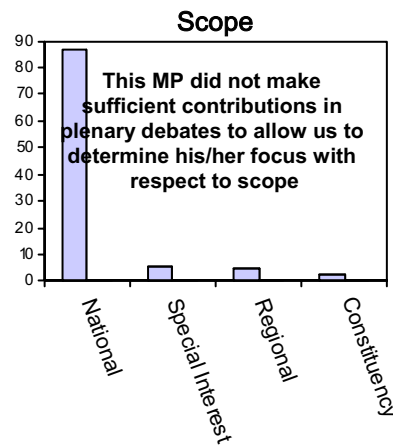
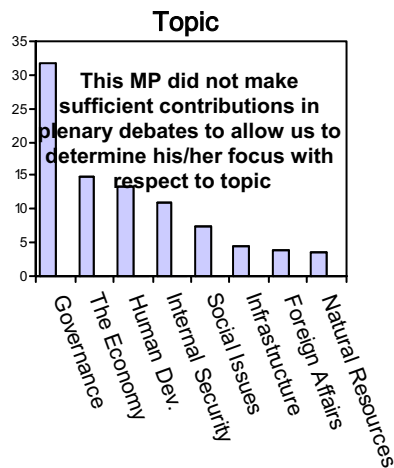
Plenary			Committee		
	Score	Percentile		Score	Percentile
Attendance	7 / 89	4	Attendance	1 / 25	6
Participation	0 / 117651	0	Participation	5 / 155	30
Influence	0 / 117651	0			

Political Position

INSUFFICIENT POSITION DATA AVAILABLE

Focus

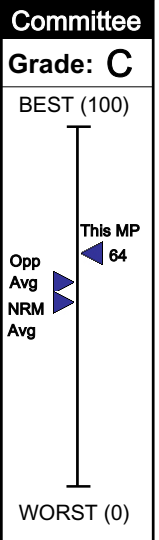
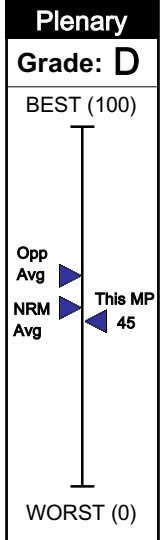
Parliament Average: This MP:



Ndeezi Alex



Constituency:	People with Disabilities
District:	N/A
Status:	Backbencher
Portfolio:	None
Party:	NRM
Committees:	Legal and Parliamentary, Equal Opportunities



Performance

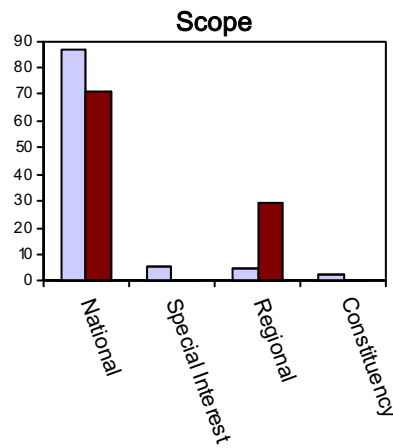
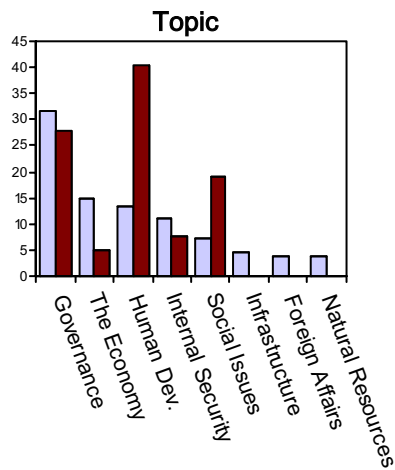
Plenary			Committee		
	Score	Percentile		Score	Percentile
Attendance	16 / 89	21	Attendance	47 / 92	64
Participation	82 / 117651	36	Participation	58 / 1067	52
Influence	79 / 117651	73			

Political Position

INSUFFICIENT POSITION DATA AVAILABLE

Focus

Parliament Average: ■ This MP: ■



Nduhuura Richard



Constituency:	Igara County East
District:	Bushenyi
Status:	Minister of State
Portfolio:	Health (General)
Party:	NRM
Committees:	N/A

Plenary	Committee
Grade: F	Grade: N/A
BEST (100)	Not Available
Opp Avg	
NRM Avg	
WORST (0)	

This MP: 5

Performance

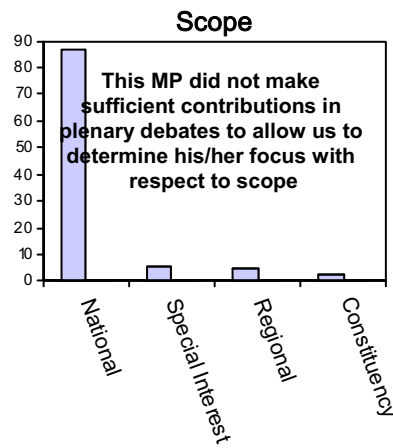
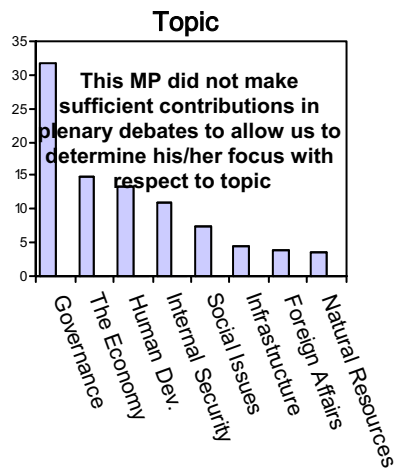
Plenary			Committee		
	Score	Percentile		Score	Percentile
Attendance	15 / 89	17	Attendance	N/A	N/A
Participation	0 / 117651	0	Participation	N/A	N/A
Influence	0 / 117651	0			

Political Position

INSUFFICIENT POSITION DATA AVAILABLE

Focus

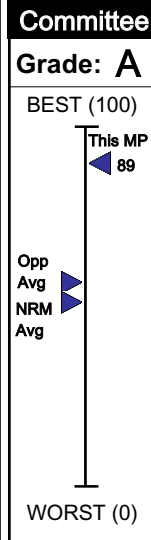
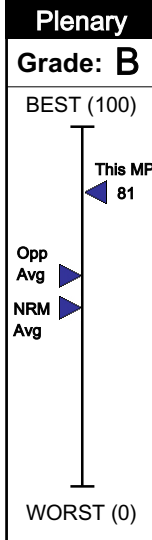
Parliament Average: ■ This MP: ■



Ngabirano Charles



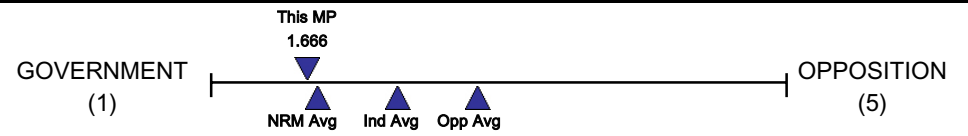
Constituency:	Rwampara County
District:	Mbarara
Status:	Backbencher
Portfolio:	None
Party:	NRM
Committees:	Science & Technology,



Performance

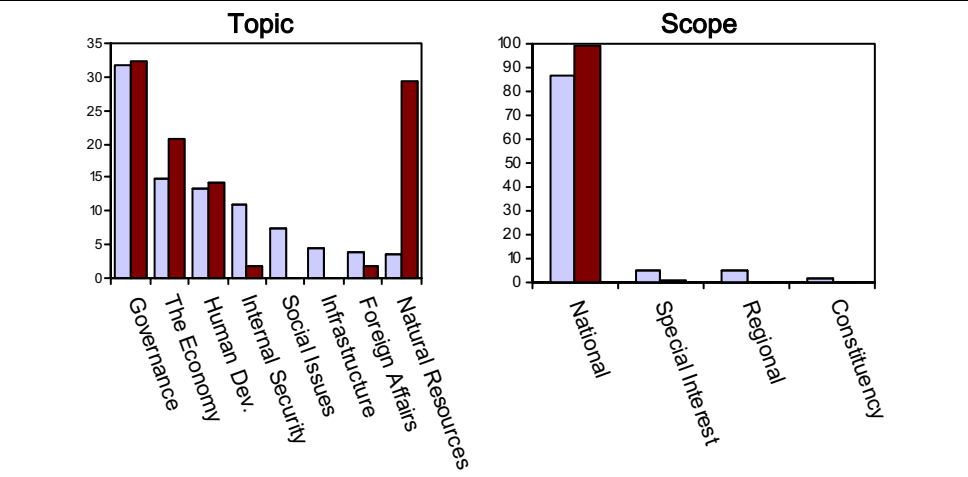
Plenary			Committee		
	Score	Percentile		Score	Percentile
Attendance	38 / 89	92	Attendance	7 / 11	84
Participation	393 / 117651	73	Participation	313 / 4067	63
Influence	4 / 117651	60			

Political Position



Focus

Parliament Average: ■ This MP: ■

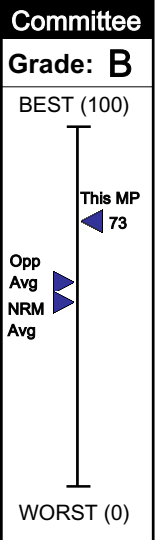
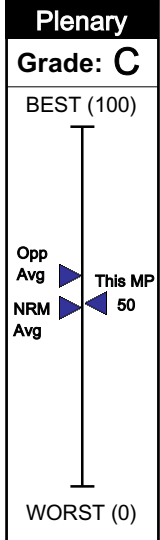


Niwagaba Wilfred



Constituency: Ndorwa County East
District: Kabale
Status: Backbencher
Portfolio: None

Party: NRM
Committees: Legal and Parliamentary, Rules



Performance

Plenary		
	Score	Percentile
Attendance	33 / 89	81
Participation	81 / 117651	35
Influence	0 / 117651	0

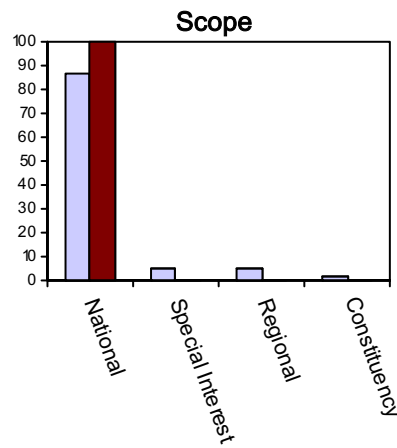
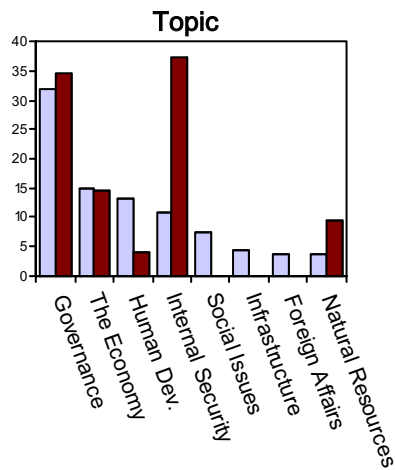
Committee		
	Score	Percentile
Attendance	49 / 91	67
Participation	69 / 1109	57

Political Position

INSUFFICIENT POSITION DATA AVAILABLE

Focus

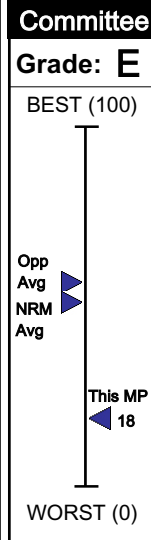
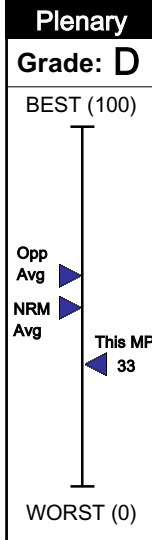
Parliament Average: ■ This MP: ■



Njuba Samuel Kalega



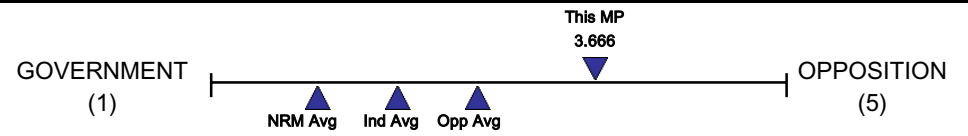
Constituency:	Kyadondo County East
District:	Wakiso
Status:	Backbencher
Portfolio:	None
Party:	FDC
Committees:	Rules



Performance

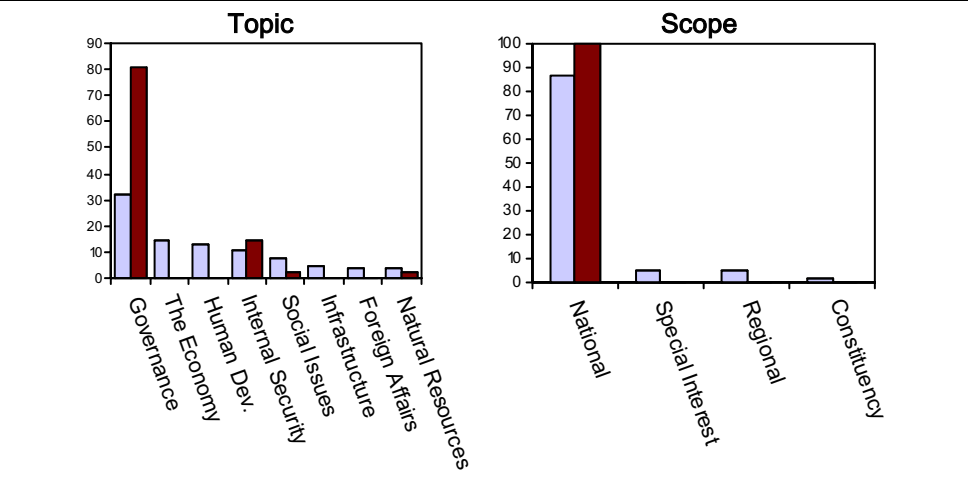
Plenary			Committee		
	Score	Percentile		Score	Percentile
Attendance	15 / 89	17	Attendance	26 / 91	33
Participation	223 / 117651	61	Participation	14 / 549	25
Influence	0 / 117651	0			

Political Position



Focus

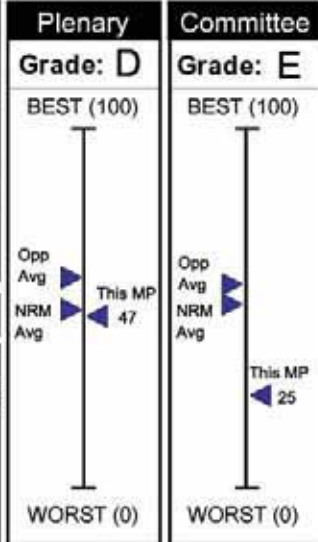
Parliament Average: █ This MP: █



Nokrach Wilson William



Constituency:	People with Disabilities
District:	N/A
Status:	Backbencher
Portfolio:	None
Party:	NRM
Committees:	Science & Technology, Gender



Performance

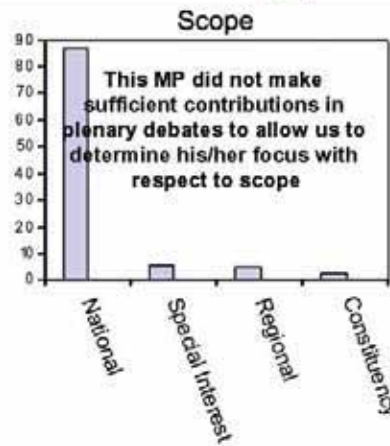
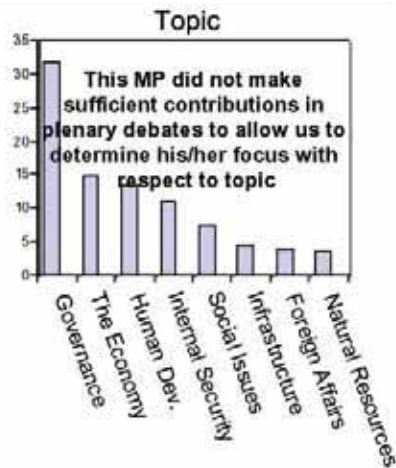
Plenary			Committee		
	Score	Percentile		Score	Percentile
Attendance	25 / 80	54	Attendance	21 / 50	51
Participation	23 / 117651	19	Participation	29 / 1975	19
Influence	16 / 117651	66			

Political Position

INSUFFICIENT POSITION DATA AVAILABLE

Focus

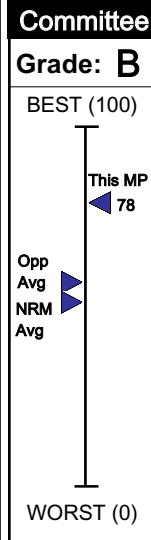
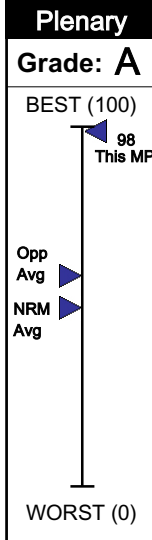
Parliament Average: This MP:



Nsubuga William



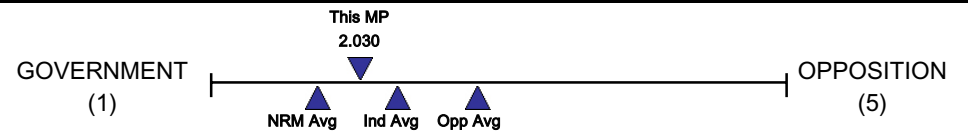
Constituency: Buvuma County
District: Mukono
Status: Backbencher
Portfolio: None
Party: NRM
Committees: Business, Public Accounts, Finance



Performance

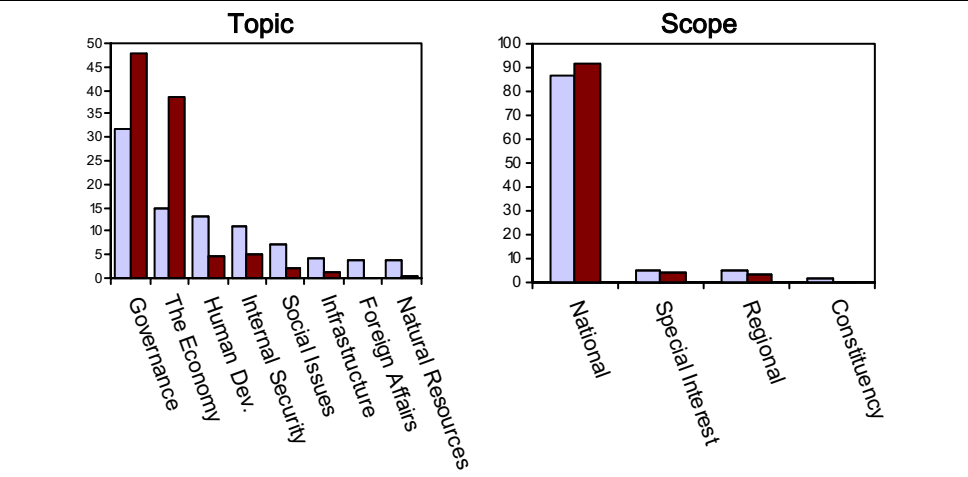
Plenary			Committee		
	Score	Percentile		Score	Percentile
Attendance	49 / 89	98	Attendance	62 / 114	69
Participation	1608 / 117651	96	Participation	595 / 8987	58
Influence	2004 / 117651	97			

Political Position



Focus

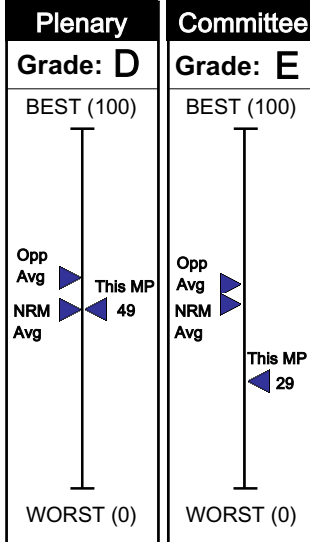
Parliament Average: ■ This MP: ■



Nvumetta Lutaya Kavuma Ruth



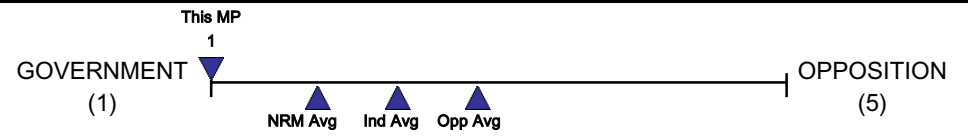
Constituency:	Women
District:	Kalangala
Status:	Backbencher
Portfolio:	None
Party:	NRM
Committees:	Science & Technology, Tourism



Performance

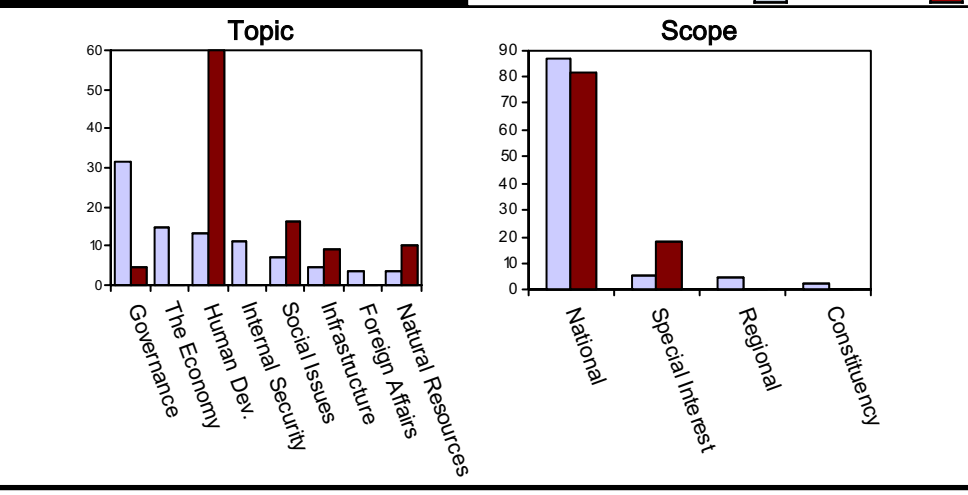
Plenary			Committee		
	Score	Percentile		Score	Percentile
Attendance	29 / 89	70	Attendance	18 / 37	61
Participation	110 / 117651	43	Participation	68 / 4856	17
Influence	0 / 117651	0			

Political Position



Focus

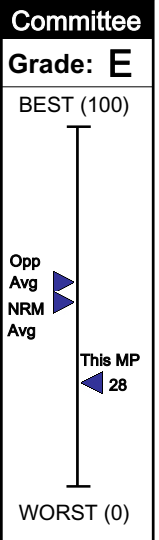
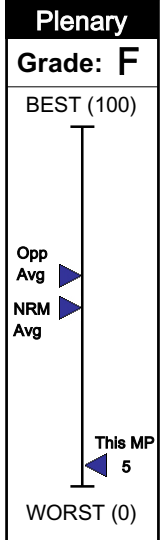
Parliament Average: █ This MP: █



Nyago Lydia Kibwika



Constituency:	Women
District:	Namutumba
Status:	Backbencher
Portfolio:	None
Party:	NRM
Committees:	Public Service



Performance

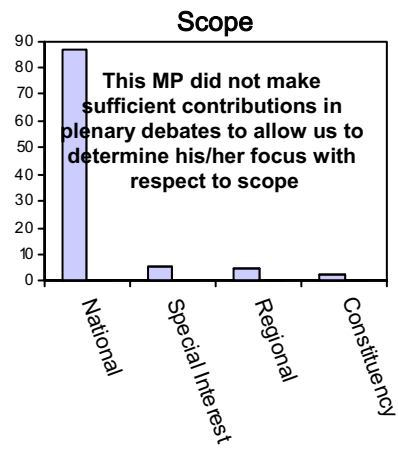
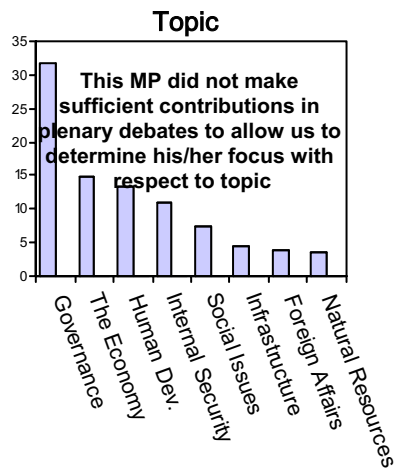
Plenary			Committee		
	Score	Percentile		Score	Percentile
Attendance	15 / 89	17	Attendance	6 / 27	25
Participation	0 / 117651	0	Participation	20 / 391	49
Influence	0 / 117651	0			

Political Position

INSUFFICIENT POSITION DATA AVAILABLE

Focus

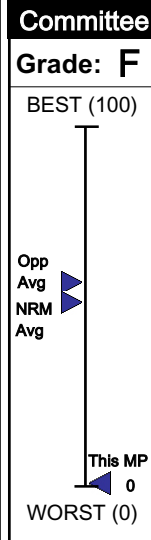
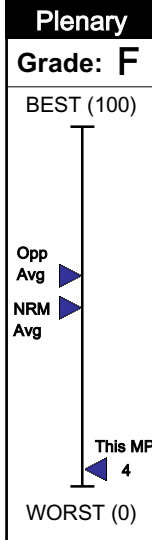
Parliament Average: This MP:



Nyanzi Vincent Makumbi



Constituency:	Busuju County
District:	Mityana
Status:	Backbencher
Portfolio:	None
Party:	Independent
Committees:	Presidential Affairs



Performance

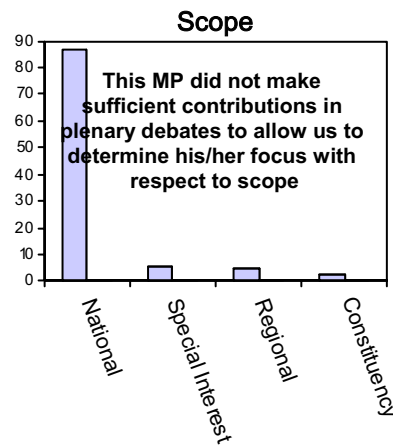
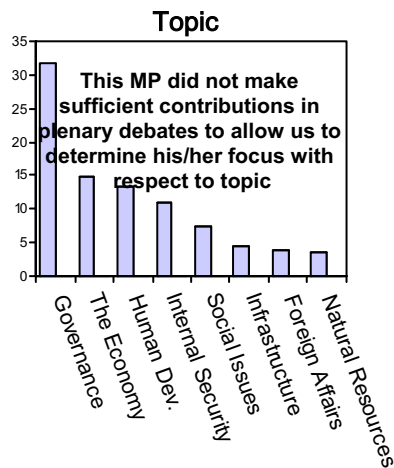
Plenary			Committee		
	Score	Percentile		Score	Percentile
Attendance	13 / 89	14	Attendance	1 / 23	6
Participation	0 / 117651	0	Participation	0 / 113	0
Influence	0 / 117651	0			

Political Position

INSUFFICIENT POSITION DATA AVAILABLE

Focus

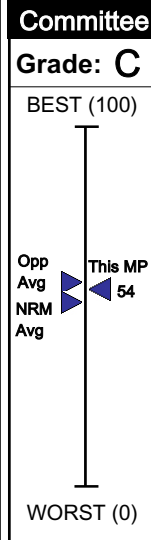
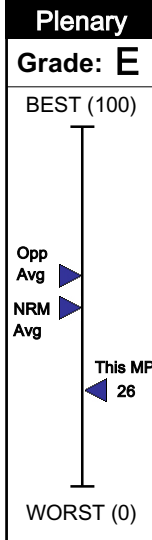
Parliament Average: This MP:



Nyeko Ocula Michael



Constituency:	Kilak County
District:	Amuru
Status:	Backbencher
Portfolio:	None
Party:	FDC
Committees:	Public Service, Government Assurances



Performance

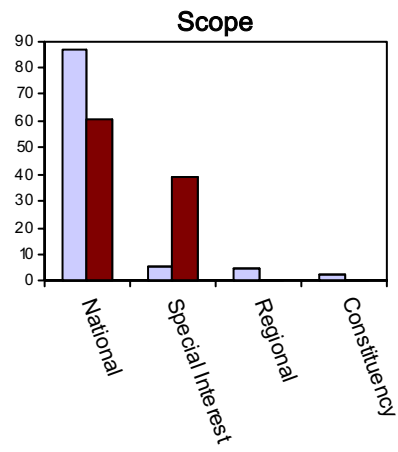
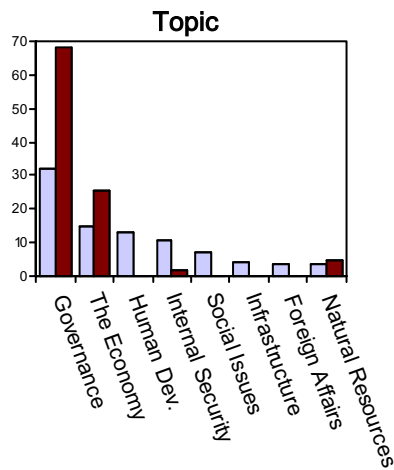
Plenary			Committee		
	Score	Percentile		Score	Percentile
Attendance	16 / 89	21	Attendance	16 / 46	40
Participation	110 / 117651	43	Participation	118 / 1416	67
Influence	0 / 117651	0			

Political Position

INSUFFICIENT POSITION DATA AVAILABLE

Focus

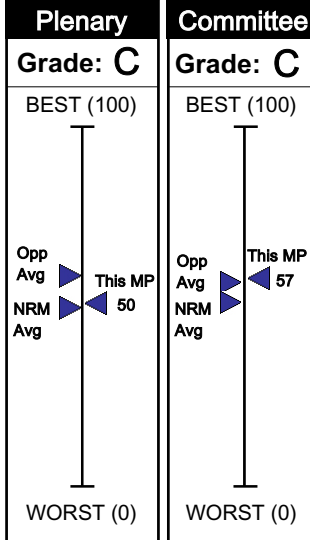
Parliament Average: ■ This MP: ■



Nyombi Nansubuga Sarah



Constituency:	Ntenjeru County North
District:	Kayunga
Status:	Backbencher
Portfolio:	None
Party:	NRM
Committees:	Infrastructure, Commissions



Performance

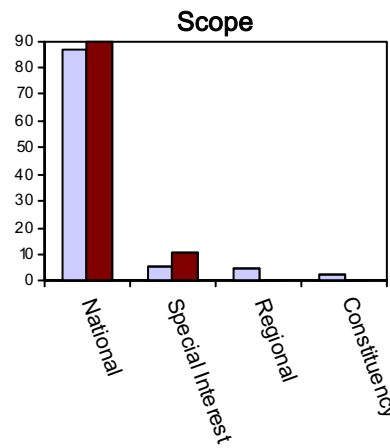
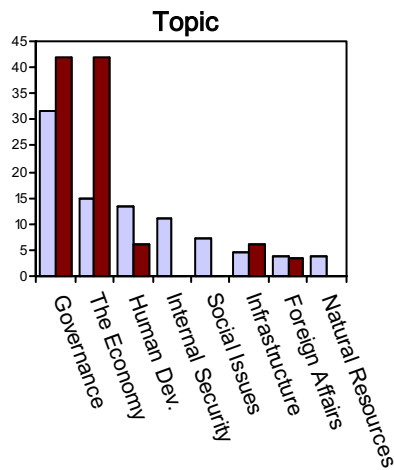
Plenary			Committee		
	Score	Percentile		Score	Percentile
Attendance	22 / 89	45	Attendance	45 / 71	83
Participation	391 / 117651	72	Participation	139 / 5140	26
Influence	0 / 117651	0			

Political Position

INSUFFICIENT POSITION DATA AVAILABLE

Focus

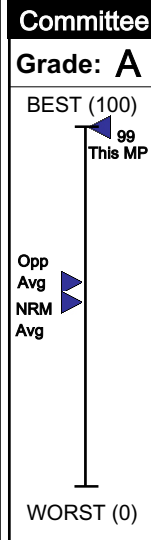
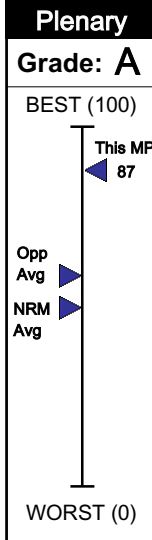
Parliament Average: [Light Blue Box] This MP: [Red Box]



Nyombi Peter



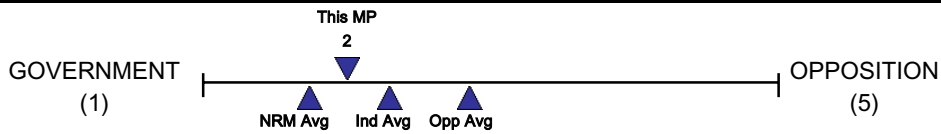
Constituency: Buruli County
District: Nakasongola
Status: Committee Chairperson
Portfolio: None
Party: Independent
Committees: Rules, Legal and Parliamentary



Performance

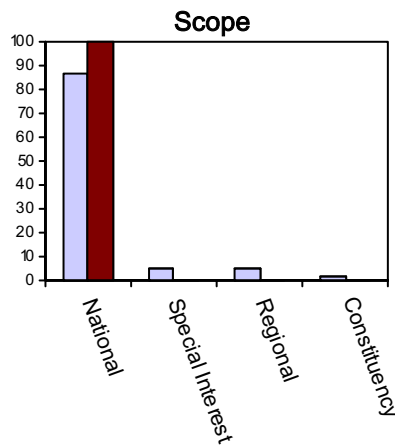
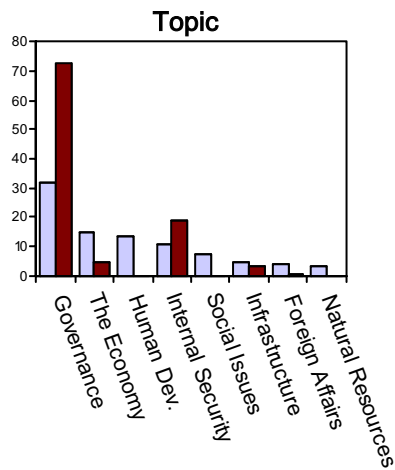
Plenary			Committee		
	Score	Percentile		Score	Percentile
Attendance	26 / 89	58	Attendance	74 / 91	99
Participation	1003 / 117651	90	Participation	148 / 756	89
Influence	1748 / 117651	95			

Political Position



Focus

Parliament Average: █ This MP: █



Nyombi Thembo George William



Constituency: Kassanda County South
District: Mubende
Status: Minister of State
Portfolio: Office of Prime Minister (Luwero Triangle)
Party: NRM
Committees: N/A

Plenary	Committee
Grade: F	Grade: N/A
BEST (100)	Not Available
Opp Avg ▶	
NRM Avg ▶	
This MP ▶ 5	
WORST (0)	

Performance

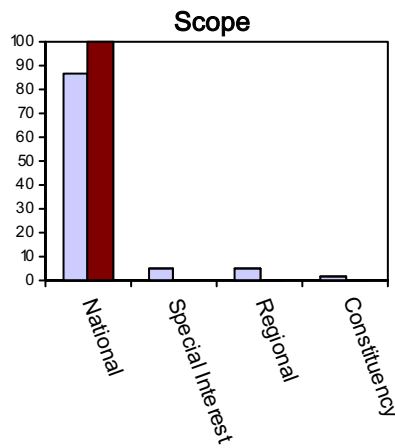
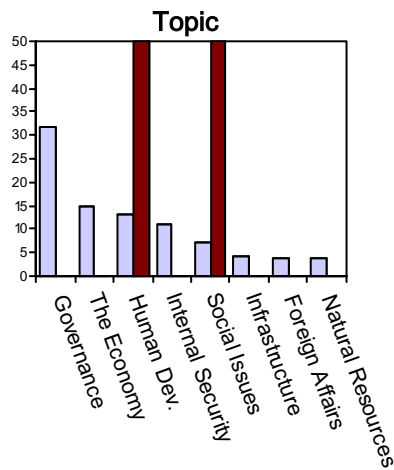
Plenary			Committee		
	Score	Percentile		Score	Percentile
Attendance	11 / 89	9	Attendance	N/A	N/A
Participation	7 / 117651	14	Participation	N/A	N/A
Influence	0 / 117651	0			

Political Position

INSUFFICIENT POSITION DATA AVAILABLE

Focus

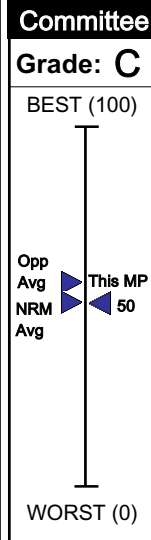
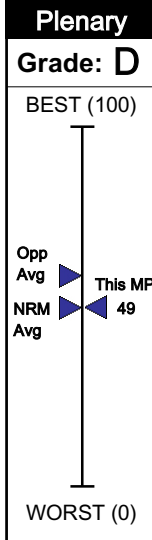
Parliament Average: ■ This MP: ■



Obua Denis Hamson



Constituency:	Youth
District:	N/A
Status:	Backbencher
Portfolio:	None
Party:	NRM
Committees:	Equal Opportunities, Social Services



Performance

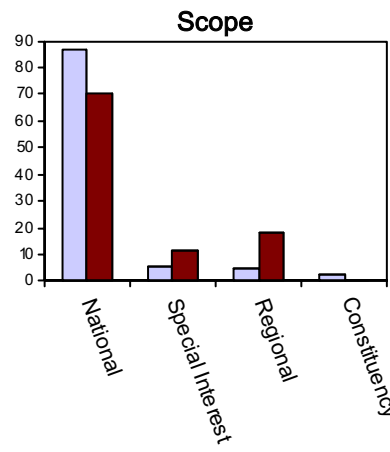
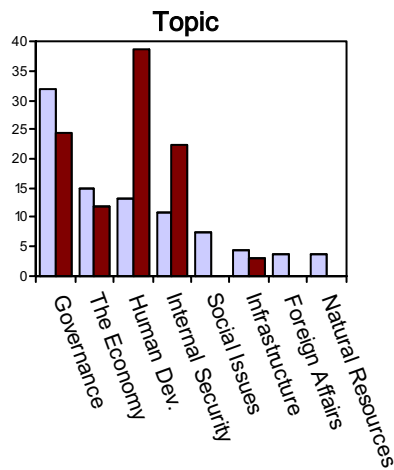
Plenary			Committee		
	Score	Percentile		Score	Percentile
Attendance	25 / 89	54	Attendance	10 / 18	70
Participation	220 / 117651	60	Participation	28 / 833	33
Influence	0 / 117651	0			

Political Position

INSUFFICIENT POSITION DATA AVAILABLE

Focus

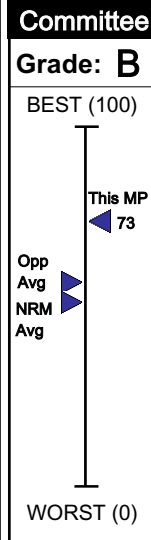
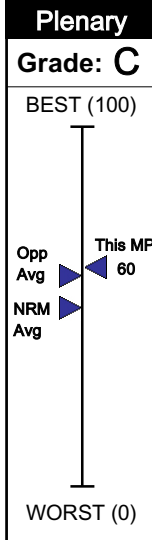
Parliament Average: ■ This MP: ■



Obua Ogwal Benson



Constituency:	Moroto County
District:	Lira
Status:	Backbencher
Portfolio:	None
Party:	UPC
Committees:	Tourism, Rules



Performance

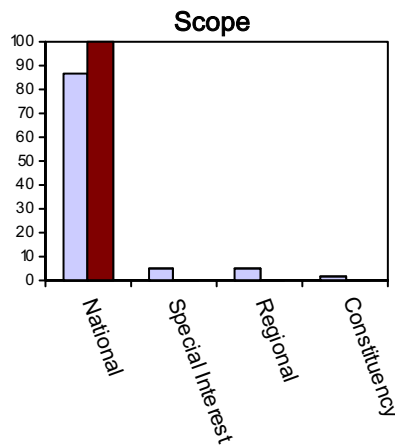
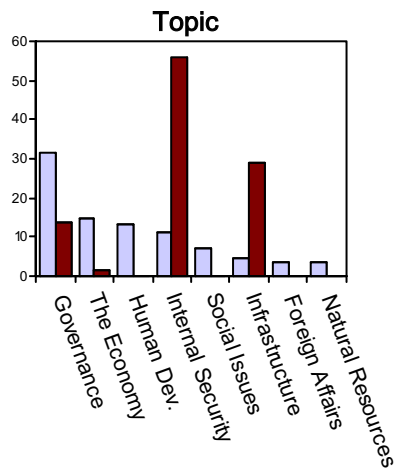
Plenary			Committee		
	Score	Percentile		Score	Percentile
Attendance	24 / 89	49	Attendance	25 / 43	74
Participation	146 / 117651	51	Participation	79 / 1524	50
Influence	12 / 117651	65			

Political Position

INSUFFICIENT POSITION DATA AVAILABLE

Focus

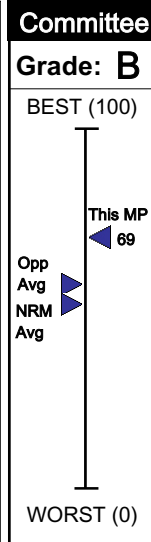
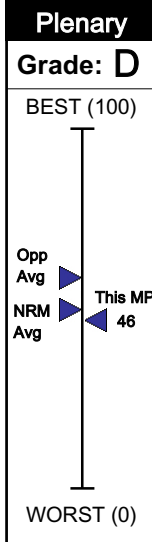
Parliament Average: ■ This MP: ■



Oburu Grace



Constituency:	Women
District:	Tororo
Status:	Backbencher
Portfolio:	None
Party:	NRM
Committees:	Natural Resources, Appointments



Performance

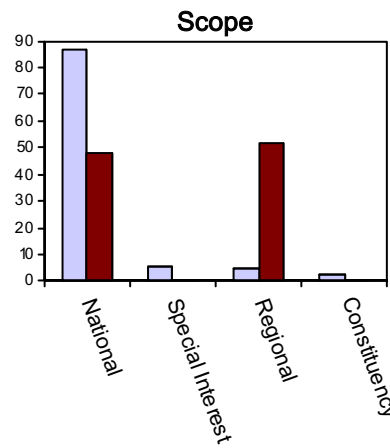
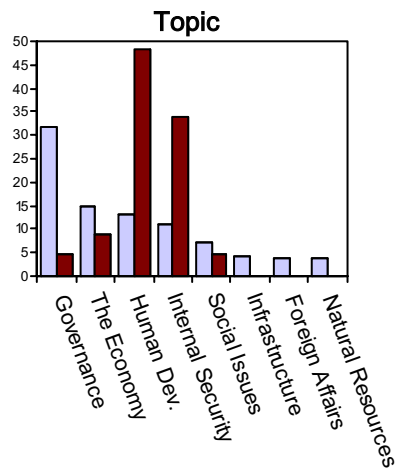
Plenary			Committee		
	Score	Percentile		Score	Percentile
Attendance	26 / 89	58	Attendance	27 / 43	82
Participation	125 / 117651	47	Participation	15 / 416	36
Influence	0 / 117651	0			

Political Position

INSUFFICIENT POSITION DATA AVAILABLE

Focus

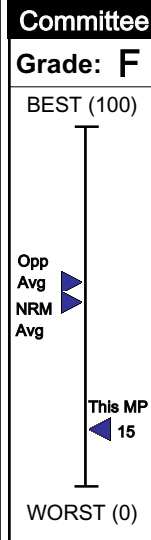
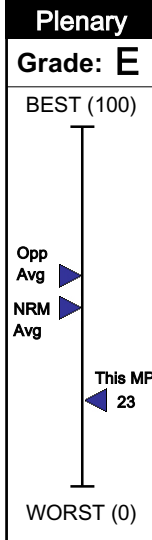
Parliament Average: ■ This MP: ■



Oceng D. Alex Penytoo



Constituency:	Gulu Municipality
District:	Gulu
Status:	Backbencher
Portfolio:	None
Party:	FDC
Committees:	ICT, Rules



Performance

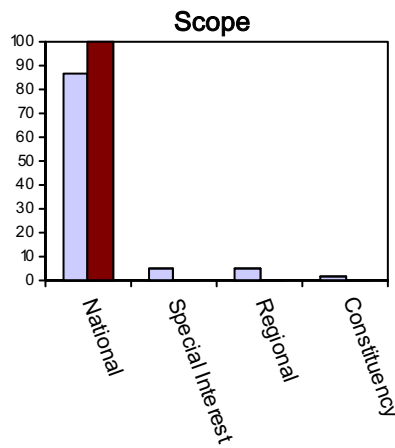
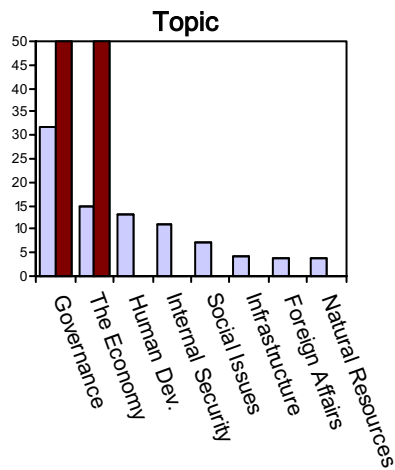
Plenary			Committee		
	Score	Percentile		Score	Percentile
Attendance	22 / 89	45	Attendance	21 / 52	49
Participation	12 / 117651	15	Participation	0 / 2279	0
Influence	0 / 117651	0			

Political Position

INSUFFICIENT POSITION DATA AVAILABLE

Focus

Parliament Average: ■ This MP: ■

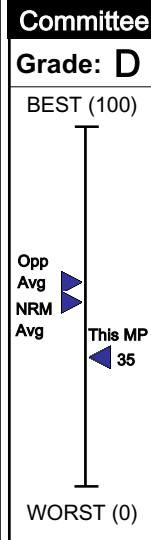
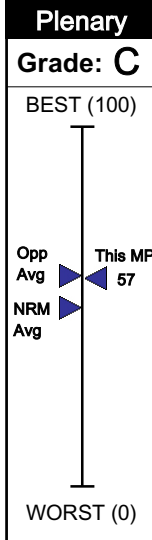


Ochieng Peter Patrick



Constituency: Bukooli County South
District: Bugiri
Status: Backbencher
Portfolio: None

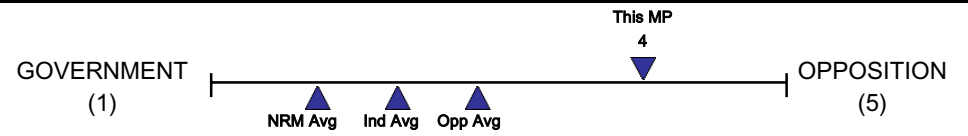
Party: NRM
Committees: Natural Resources, Local Government



Performance

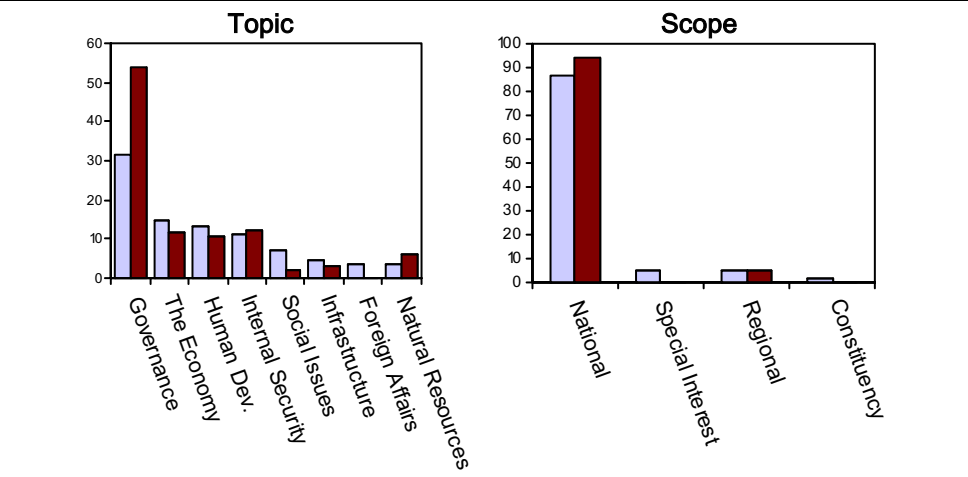
Plenary			Committee		
	Score	Percentile		Score	Percentile
Attendance	24 / 89	49	Attendance	48 / 105	57
Participation	534 / 117651	80	Participation	216 / 6685	30
Influence	0 / 117651	0			

Political Position



Focus

Parliament Average: ■ This MP: ■

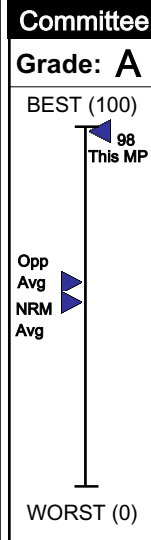
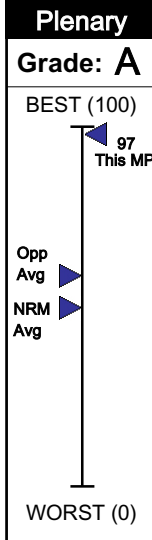


Odit John



Constituency: Erute County South
District: Lira
Status: Committee Chairperson
Portfolio: None

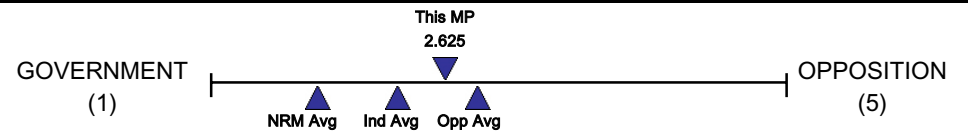
Party: UPC
Committees: Agriculture, Business, Commissions



Performance

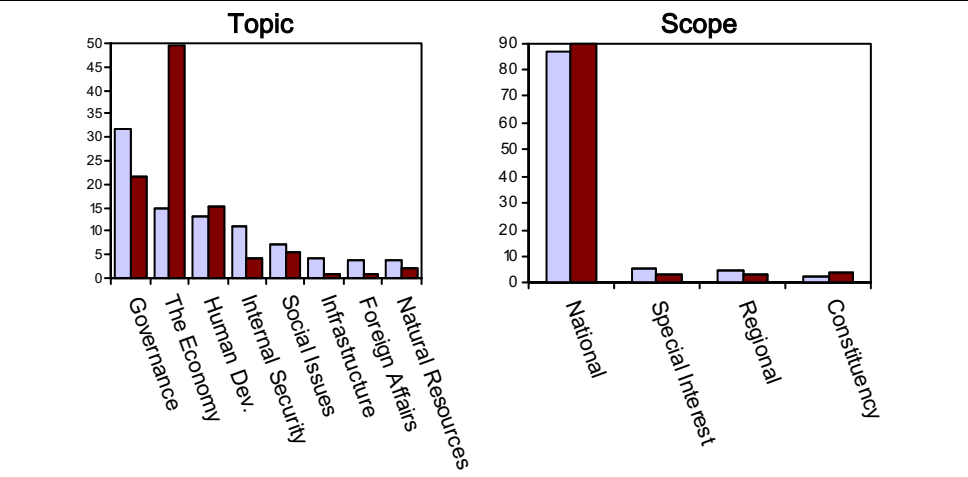
Plenary			Committee		
	Score	Percentile		Score	Percentile
Attendance	47 / 89	97	Attendance	46 / 69	86
Participation	822 / 117651	89	Participation	3131 / 1E+0	92
Influence	2499 / 117651	98			

Political Position



Focus

Parliament Average: This MP:

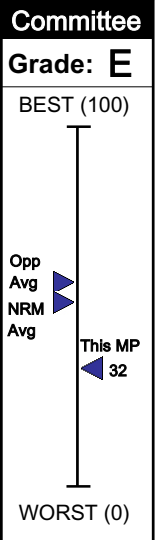
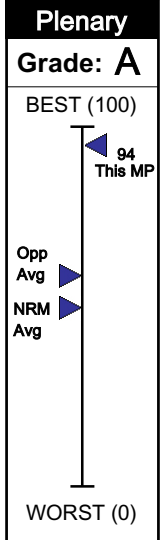


Odonga Otto Jr.S



Constituency: Aruu County
District: Pader
Status: Backbencher
Portfolio: None

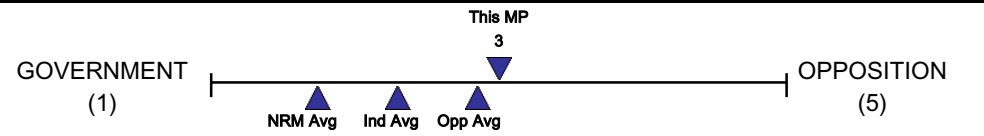
Party: FDC
Committees: Legal and Parliamentary, Rules



Performance

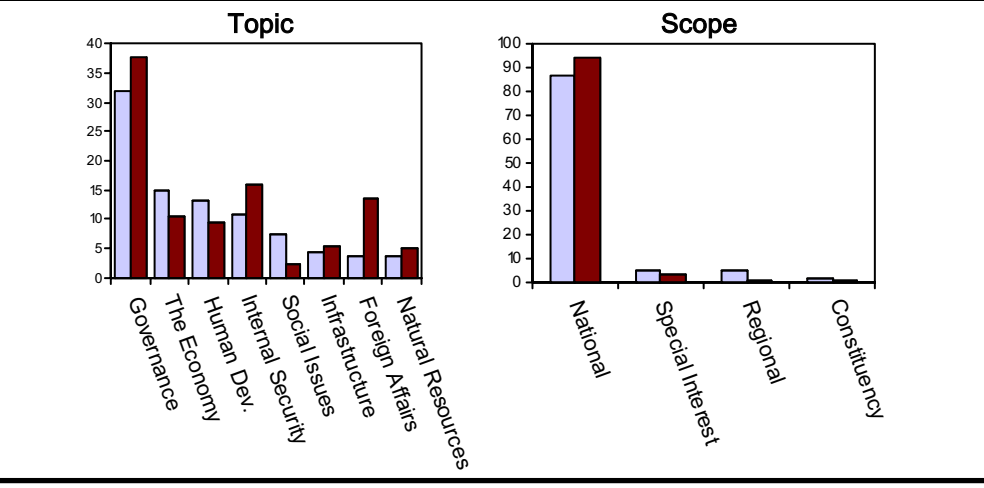
Plenary			Committee		
	Score	Percentile		Score	Percentile
Attendance	35 / 89	86	Attendance	14 / 91	17
Participation	1695 / 117651	97	Participation	73 / 891	66
Influence	751 / 117651	88			

Political Position



Focus

Parliament Average: ■ This MP: ■

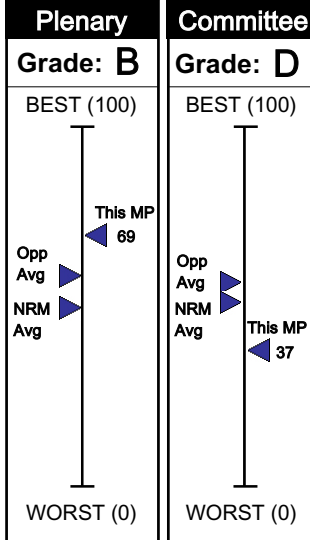


Oduman Albert Charles Okello



Constituency: Bukedea County
District: Bukedea
Status: Backbencher
Portfolio: None

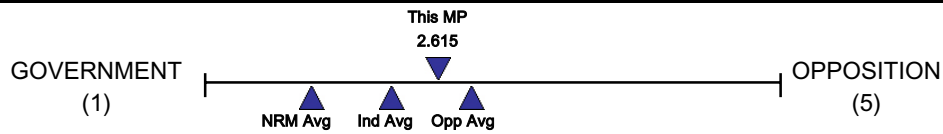
Party: FDC
Committees: Budget, Finance



Performance

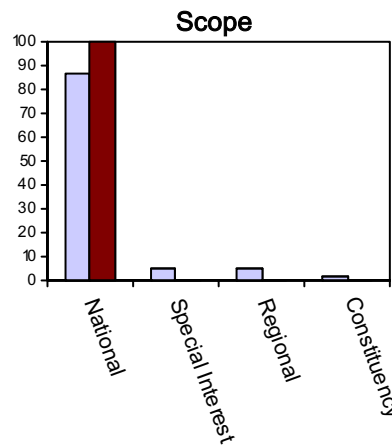
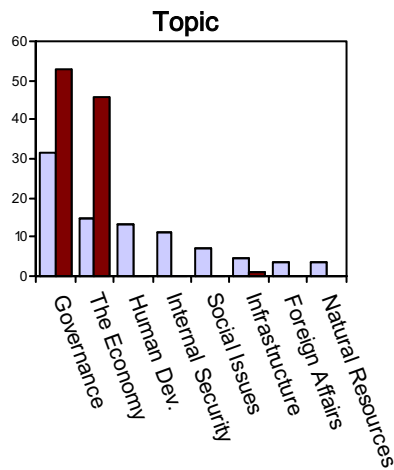
Plenary			Committee		
	Score	Percentile		Score	Percentile
Attendance	33 / 89	81	Attendance	18 / 47	45
Participation	441 / 117651	75	Participation	63 / 1405	44
Influence	0 / 117651	0			

Political Position



Focus

Parliament Average: ■ This MP: ■



Ogenga Latigo Morris.W



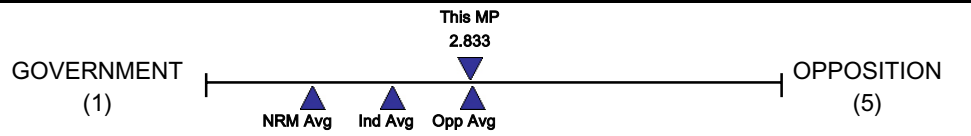
Constituency:	Agago County
District:	Pader
Status:	Leader of the Opposition
Portfolio:	None
Party:	FDC
Committees:	Appointments, Business

Plenary	Committee
Grade: A	Grade: N/A
BEST (100) 100 This MP Opp Avg NRM Avg WORST (0)	Not Available

Performance

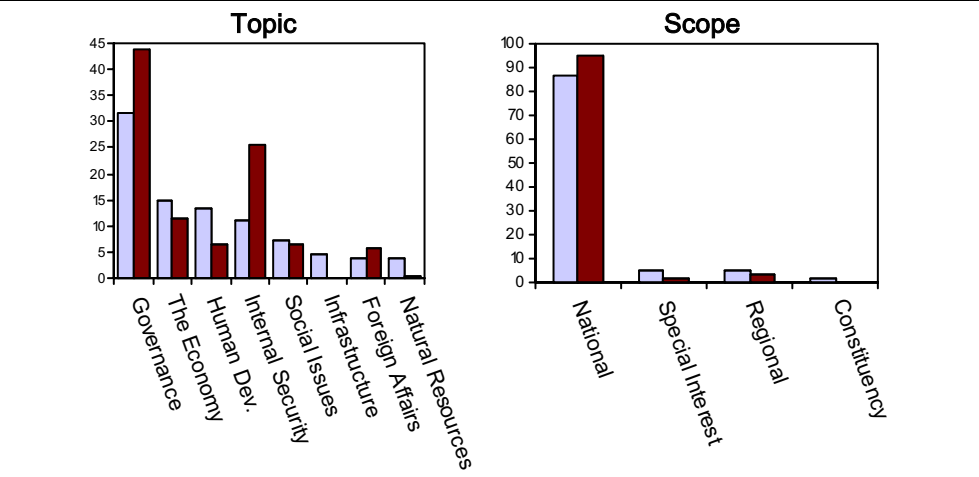
Plenary			Committee		
	Score	Percentile		Score	Percentile
Attendance	48 / 89	98	Attendance	4 / 7	72
Participation	3310 / 117651	99	Participation	N/A	N/A
Influence	2812 / 117651	99			

Political Position



Focus

Parliament Average: ■ This MP: ■



Ogwang John



Constituency:	Kole County
District:	Apac
Status:	Backbencher
Portfolio:	None
Party:	UPC
Committees:	Appointments, Budget, Finance

Plenary
Grade: E
BEST (100)
Opp Avg ▶
NRM Avg ▶
This MP ▶ 19
WORST (0)

Committee
Grade: N/A
Not Available

Performance

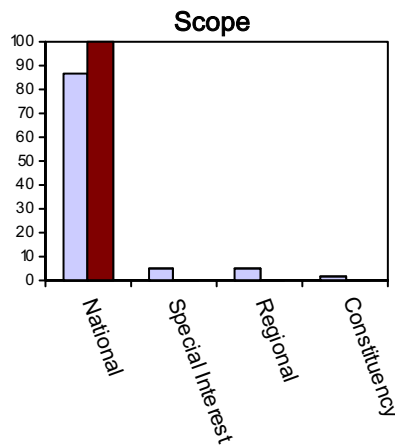
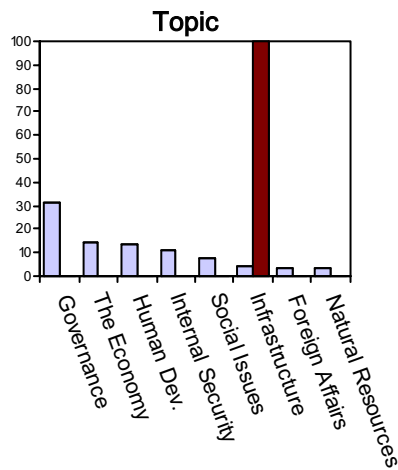
Plenary			Committee		
	Score	Percentile		Score	Percentile
Attendance	15 / 89	17	Attendance	2 / 54	5
Participation	89 / 117651	38	Participation	N/A	N/A
Influence	0 / 117651	0			

Political Position

INSUFFICIENT POSITION DATA AVAILABLE

Focus

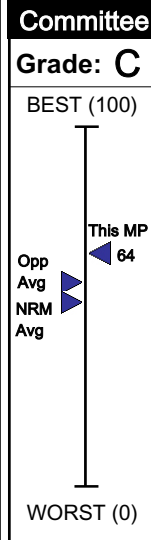
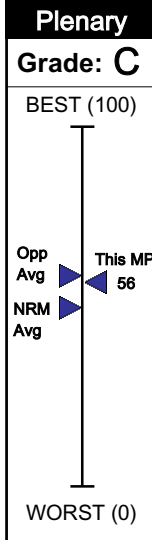
Parliament Average: ■ This MP: ■



Ogwel Loote Sammy



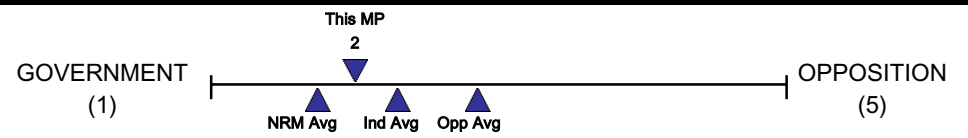
Constituency:	Moroto Municipality
District:	Moroto
Status:	Backbencher
Portfolio:	None
Party:	Independent
Committees:	Local Government, Presidential Affairs



Performance

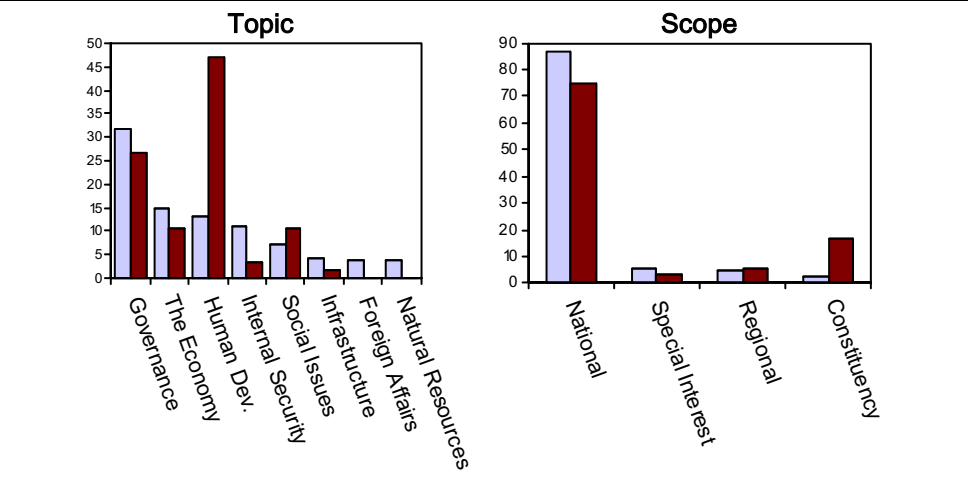
Plenary			Committee		
	Score	Percentile		Score	Percentile
Attendance	30 / 89	75	Attendance	50 / 92	69
Participation	145 / 117651	51	Participation	396 / 8018	47
Influence	0 / 117651	0			

Political Position



Focus

Parliament Average: This MP:

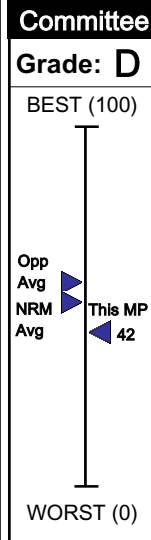
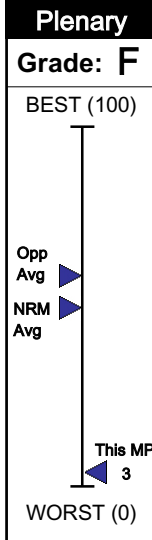


Ojok B'Leo



Constituency: Kioga County
District: Amolatar
Status: Backbencher
Portfolio: None

Party: Independent
Committees: Budget, Natural Resources



Performance

Plenary		
	Score	Percentile
Attendance	12 / 89	11
Participation	0 / 117651	0
Influence	0 / 117651	0

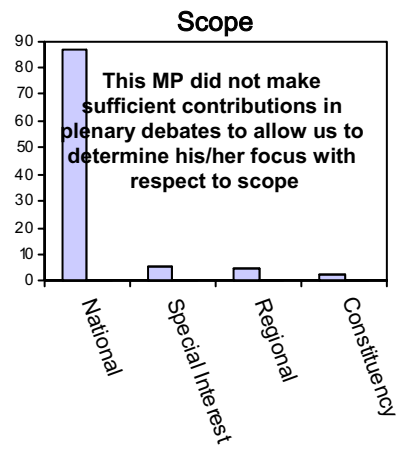
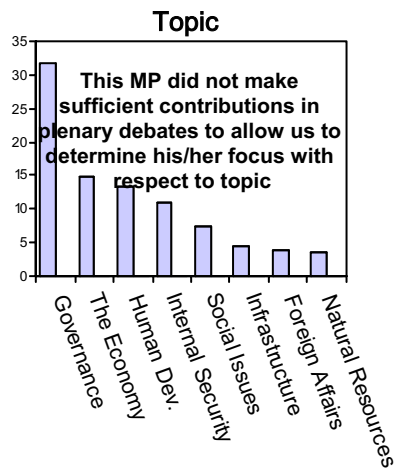
Committee		
	Score	Percentile
Attendance	10 / 54	20
Participation	84 / 773	74

Political Position

INSUFFICIENT POSITION DATA AVAILABLE

Focus

Parliament Average: ■ This MP: ■



Ojwok Omwony (Deceased)



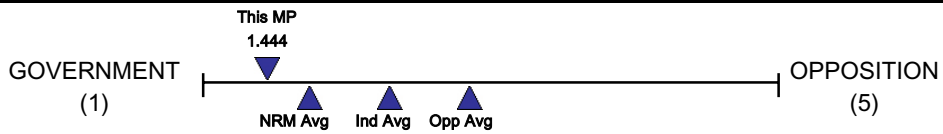
Constituency:	Labwor County
District:	Abim
Status:	Minister of State
Portfolio:	Planning
Party:	NRM
Committees:	N/A

Plenary	Committee
Grade: A	Grade: N/A
BEST (100) 93 This MP Opp Avg NRM Avg WORST (0)	Not Available

Performance

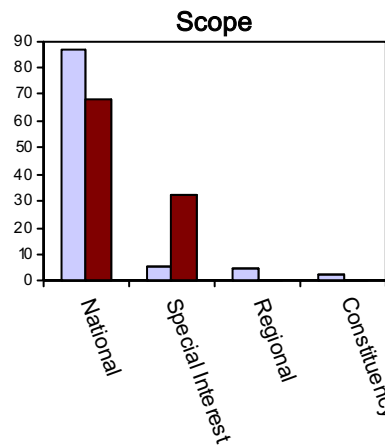
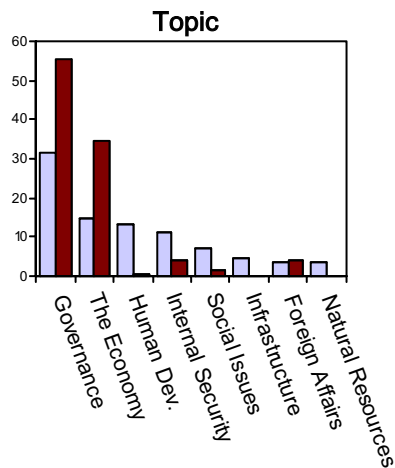
Plenary			Committee		
	Score	Percentile		Score	Percentile
Attendance	31 / 89	78	Attendance	N/A	N/A
Participation	1396 / 117651	95	Participation	706 / 4100	88
Influence	1977 / 117651	97			

Political Position



Focus

Parliament Average: ■ This MP: ■

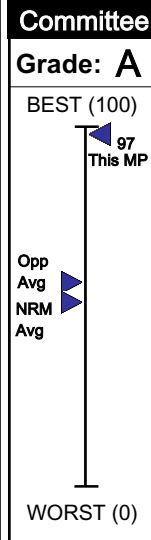
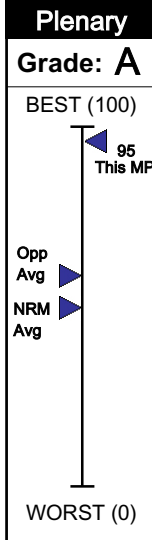


Okecho William



Constituency: West Budama Cnty. North
District: Tororo
Status: Backbencher
Portfolio: None

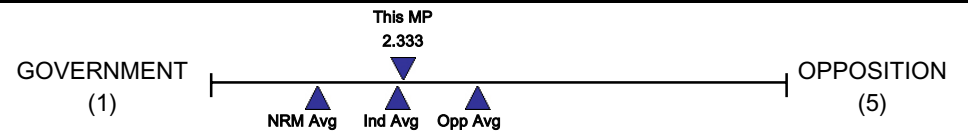
Party: Independent
Committees: Budget



Performance

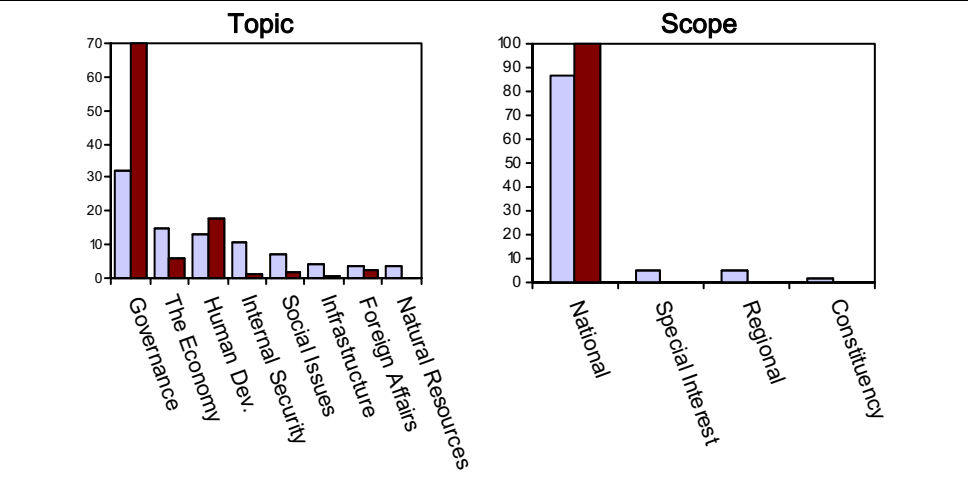
Plenary			Committee		
	Score	Percentile		Score	Percentile
Attendance	43 / 89	96	Attendance	35 / 47	94
Participation	1822 / 117651	97	Participation	304 / 2077	83
Influence	337 / 117651	82			

Political Position



Focus

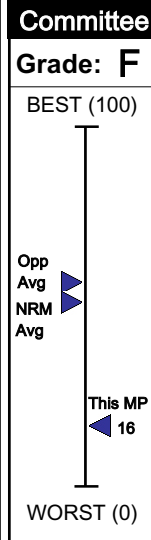
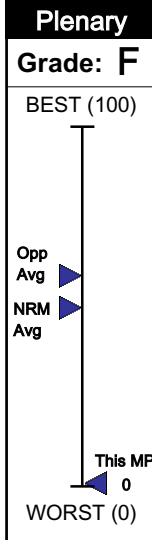
Parliament Average: █ This MP: █



Okello Francis Ben



Constituency:	UPDF
District:	N/A
Status:	Backbencher
Portfolio:	None
Party:	N/A
Committees:	Gender



Performance

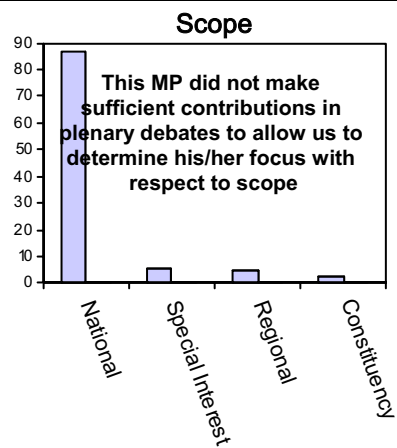
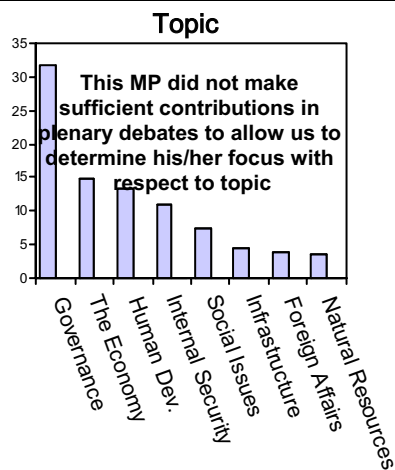
Plenary			Committee		
	Score	Percentile		Score	Percentile
Attendance	2 / 89	1	Attendance	4 / 39	12
Participation	0 / 117651	0	Participation	19 / 448	42
Influence	0 / 117651	0			

Political Position

INSUFFICIENT POSITION DATA AVAILABLE

Focus

Parliament Average: ■ This MP: ■

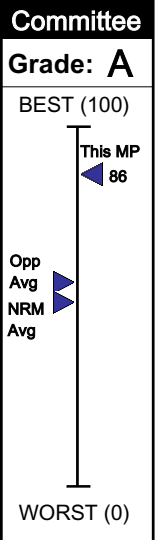
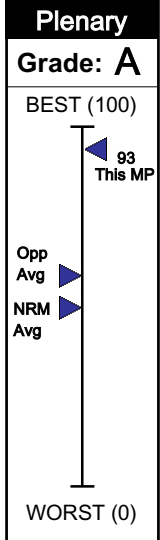


Okello Okello John Livingstone



Constituency: Chua County
District: Kitgum
Status: Backbencher
Portfolio: None

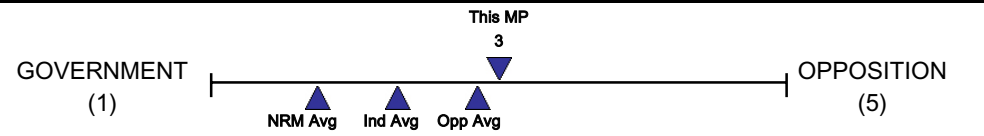
Party: UPC
Committees: Appointments, Presidential Affairs, Business



Performance

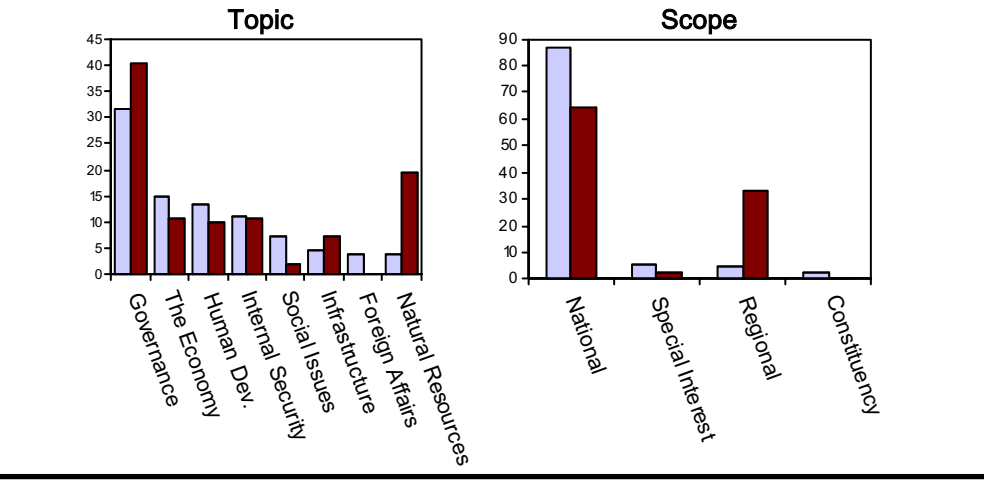
Plenary			Committee		
	Score	Percentile		Score	Percentile
Attendance	55 / 89	99	Attendance	15 / 30	62
Participation	1483 / 117651	95	Participation	92 / 889	72
Influence	116 / 117651	75			

Political Position



Focus

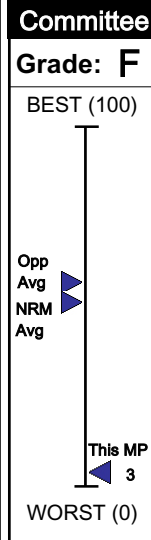
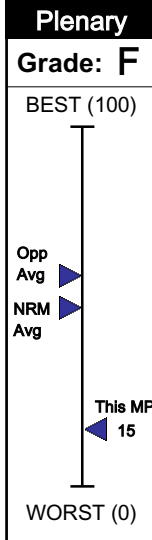
Parliament Average: ■ This MP: ■



Oketta Julius Facki



Constituency:	UPDF
District:	N/A
Status:	Backbencher
Portfolio:	None
Party:	N/A
Committees:	Government Assurances , Tourism



Performance

Plenary		
	Score	Percentile
Attendance	19 / 89	33
Participation	15 / 117651	16
Influence	0 / 117651	0

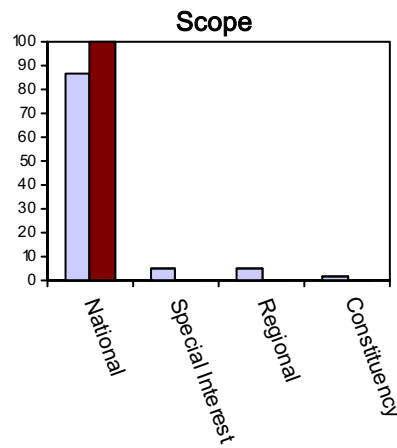
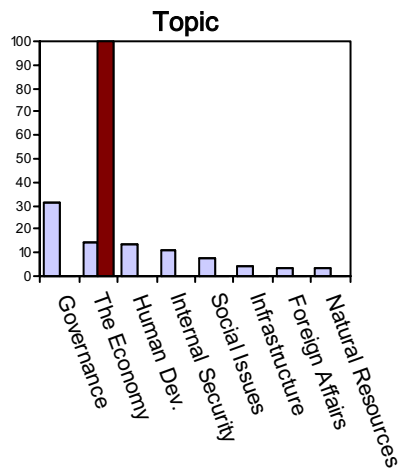
Committee		
	Score	Percentile
Attendance	5 / 45	13
Participation	0 / 157	0

Political Position

INSUFFICIENT POSITION DATA AVAILABLE

Focus

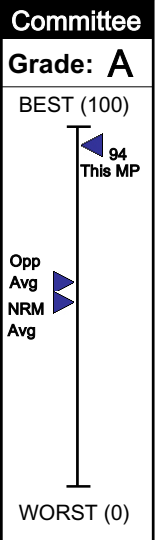
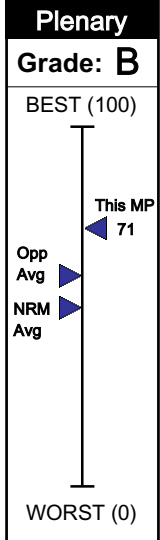
Parliament Average: ■ This MP: ■



Okori-Moe Janet Grace Akech



Constituency:	Women
District:	Abim
Status:	Backbencher
Portfolio:	None
Party:	NRM
Committees:	Public Service, Appointments



Performance

Plenary		
	Score	Percentile
Attendance	33 / 89	81
Participation	143 / 117651	51
Influence	3 / 117651	58

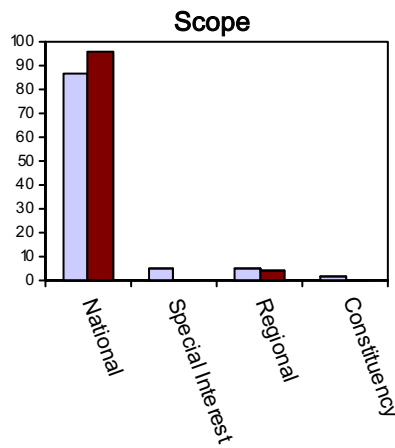
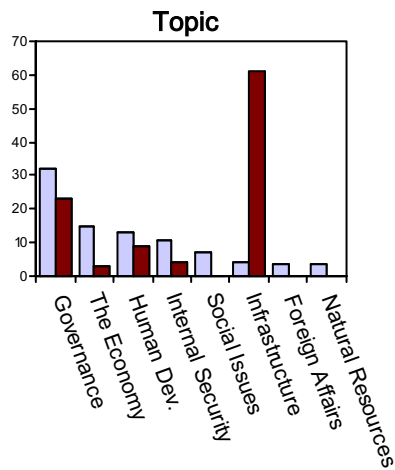
Committee		
	Score	Percentile
Attendance	23 / 34	88
Participation	153 / 1279	76

Political Position

INSUFFICIENT POSITION DATA AVAILABLE

Focus

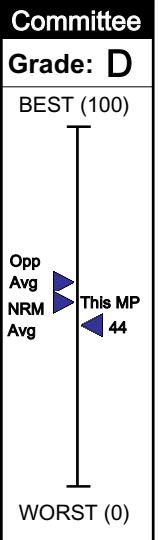
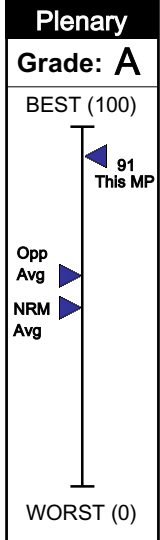
Parliament Average: ■ This MP: ■



Okot Ogong Felix



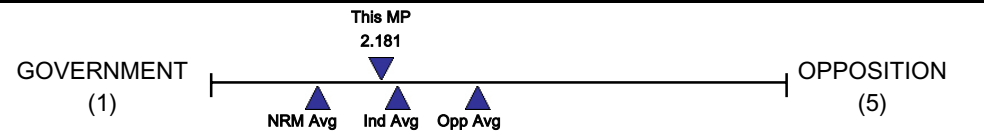
Constituency: Dokolo County
District: Dokolo
Status: Backbencher
Portfolio: None
Party: NRM
Committees: Tourism, National Economy



Performance

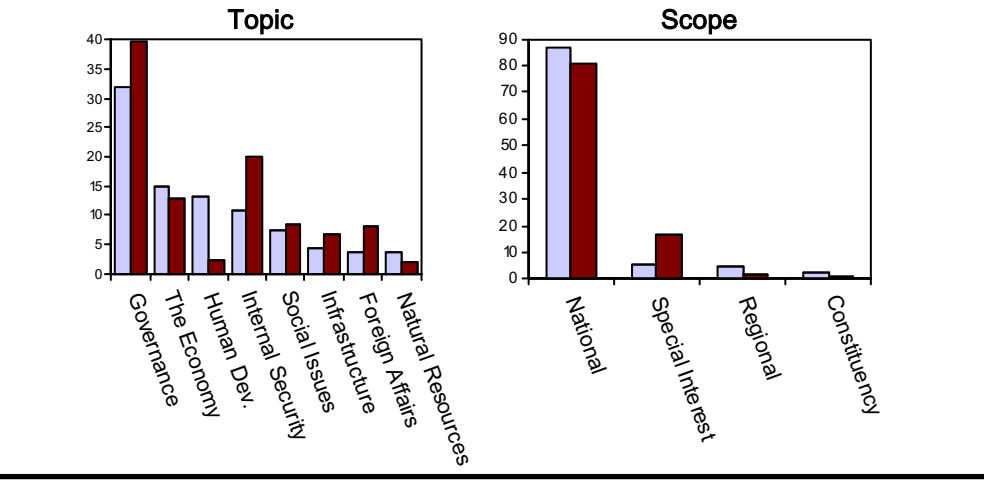
Plenary			Committee		
	Score	Percentile		Score	Percentile
Attendance	35 / 89	86	Attendance	7 / 36	22
Participation	792 / 117651	88	Participation	30 / 282	73
Influence	592 / 117651	86			

Political Position



Focus

Parliament Average: ■ This MP: ■



Okulo Epak Yefusa (Deceased)



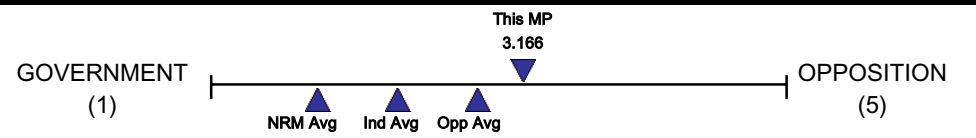
Constituency:	Oyam County South
District:	Oyam
Status:	Backbencher
Portfolio:	None
Party:	Independent
Committees:	Public Accounts

Plenary	Committee
Grade: C	Grade: N/A
BEST (100)	Not Available
<div style="display: flex; align-items: center; justify-content: center;"> <div style="margin-right: 5px;">Opp Avg</div> <div style="width: 100px; height: 10px; background-color: #ccc; border: 1px solid #000;"></div> </div>	
<div style="display: flex; align-items: center; justify-content: center;"> <div style="margin-right: 5px;">NRM Avg</div> <div style="width: 100px; height: 10px; background-color: #007bff; border: 1px solid #000;"></div> </div>	
<div style="display: flex; align-items: center; justify-content: center;"> <div style="margin-right: 5px;">This MP</div> <div style="width: 100px; height: 10px; background-color: #007bff; border: 1px solid #000; position: relative;"> 65 </div> </div>	
WORST (0)	

Performance

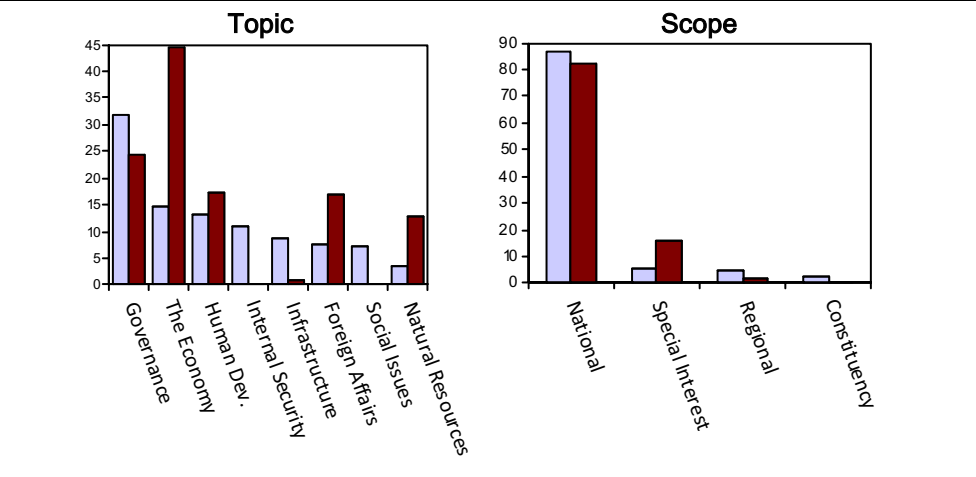
Plenary			Committee		
	Score	Percentile		Score	Percentile
Attendance	13 / 89	14	Attendance	0 / 120	0
Participation	527 / 117651	79	Participation	N/A	N/A
Influence	526 / 117651	85			

Political Position



Focus

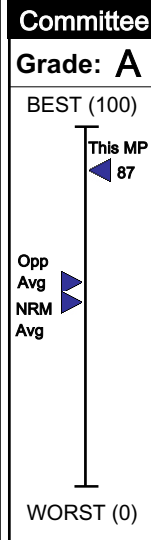
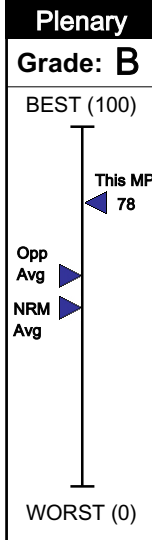
Parliament Average: █ This MP: █



Okumu Ronald Reagan



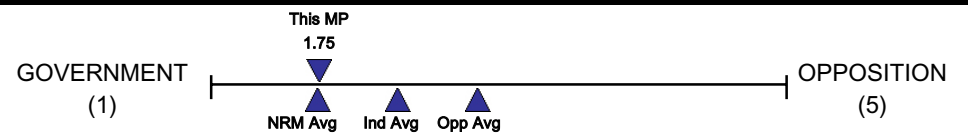
Constituency:	Aswa County
District:	Gulu
Status:	Shadow Cabinet
Portfolio:	Foreign, Regional, and East African Affairs
Party:	FDC
Committees:	Foreign Affairs, Public Accounts



Performance

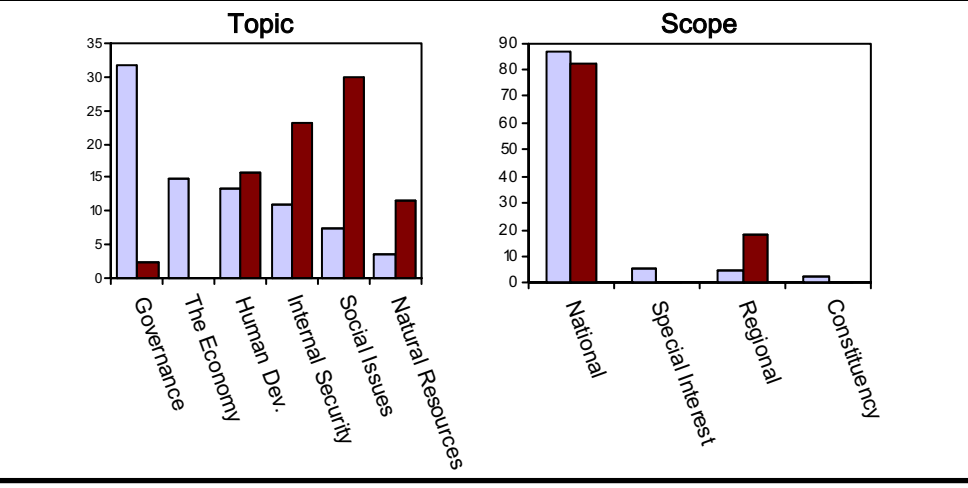
Plenary			Committee		
	Score	Percentile		Score	Percentile
Attendance	28 / 89	66	Attendance	56 / 100	71
Participation	569 / 117651	81	Participation	255 / 2980	68
Influence	5 / 117651	61			

Political Position



Focus

Parliament Average: ■ This MP: ■

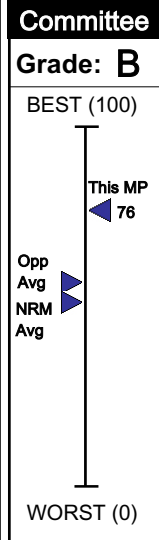
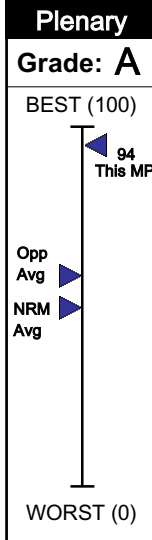


Okupa Elijah



Constituency: Kasilo County
District: Soroti
Status: Backbencher
Portfolio: None

Party: FDC
Committees: Infrastructure, Commissions

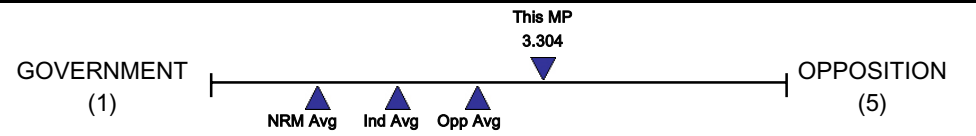


Performance

Plenary		
	Score	Percentile
Attendance	49 / 89	98
Participation	1176 / 117651	92
Influence	287 / 117651	81

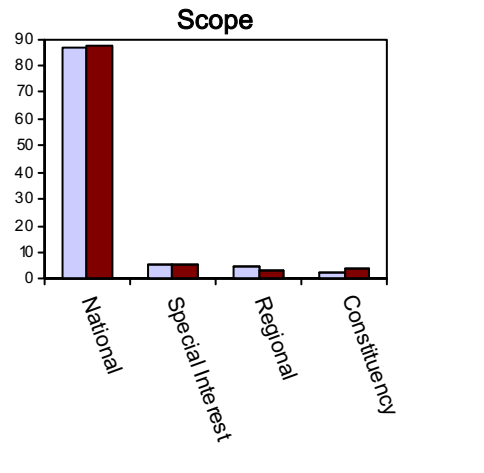
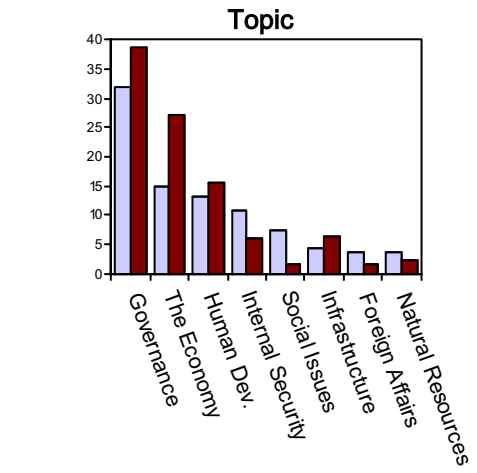
Committee		
	Score	Percentile
Attendance	26 / 71	43
Participation	861 / 6272	81

Political Position



Focus

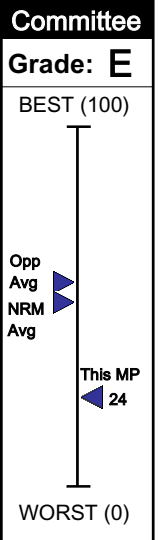
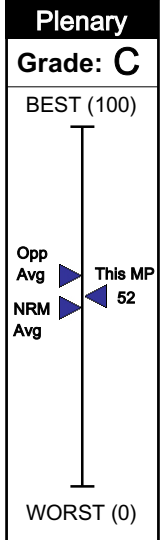
Parliament Average: This MP:



Olega Ashraf Noah



Constituency:	Aringa County
District:	Yumbe
Status:	Backbencher
Portfolio:	None
Party:	NRM
Committees:	Presidential Affairs, Local Government



Performance

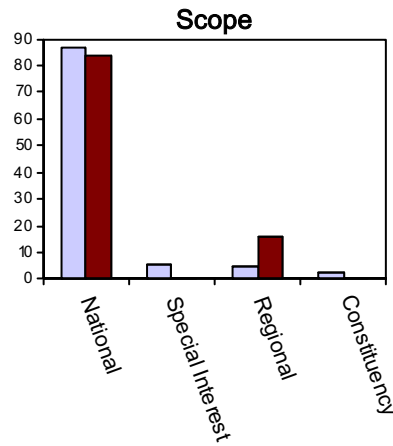
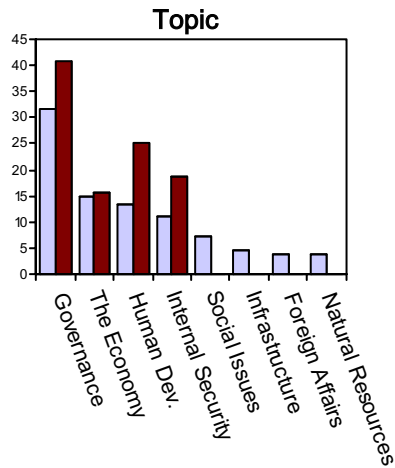
Plenary			Committee		
	Score	Percentile		Score	Percentile
Attendance	35 / 89	86	Attendance	42 / 92	56
Participation	75 / 117651	33	Participation	93 / 7506	14
Influence	0 / 117651	0			

Political Position

INSUFFICIENT POSITION DATA AVAILABLE

Focus

Parliament Average: █ This MP: █

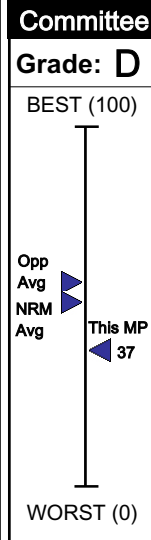
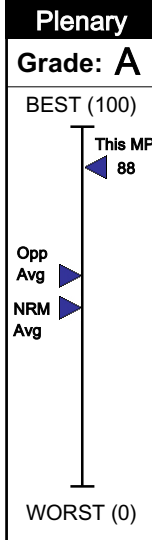


Oleny Charles Ojok



Constituency: Usuk County
District: Katakwi
Status: Backbencher
Portfolio: None

Party: Independent
Committees: Infrastructure, National Economy



Performance

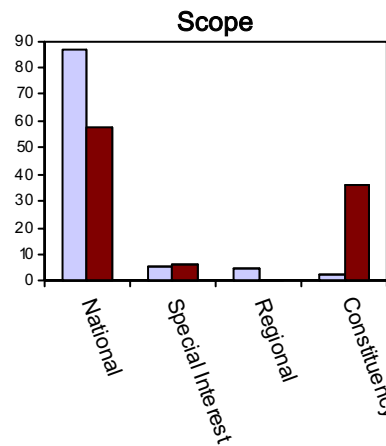
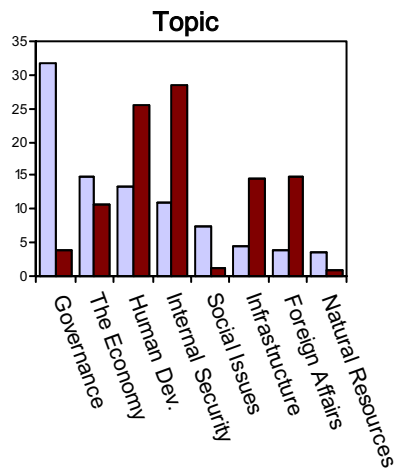
Plenary			Committee		
	Score	Percentile		Score	Percentile
Attendance	33 / 89	81	Attendance	22 / 57	46
Participation	482 / 117651	78	Participation	55 / 1139	47
Influence	829 / 117651	89			

Political Position

INSUFFICIENT POSITION DATA AVAILABLE

Focus

Parliament Average: █ This MP: █



Oleru Huda

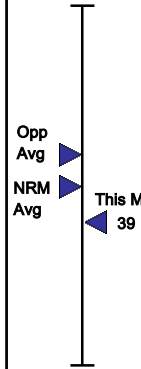


Constituency:	Women
District:	Yumbe
Status:	Backbencher
Portfolio:	None
Party:	Independent
Committees:	Gender

Plenary

Grade: D

BEST (100)

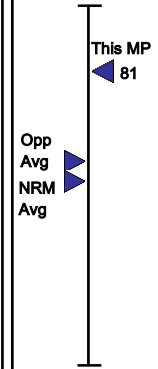


WORST (0)

Committee

Grade: B

BEST (100)



WORST (0)

Performance

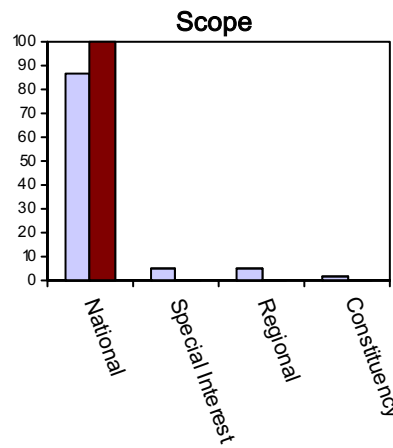
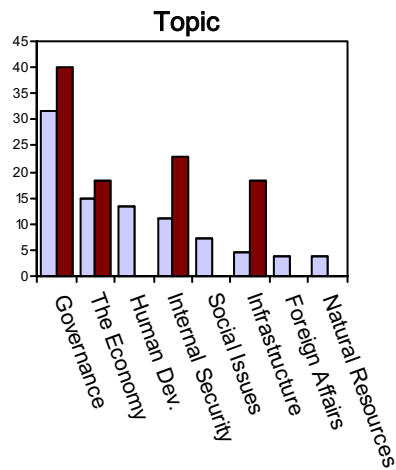
Plenary			Committee		
	Score	Percentile		Score	Percentile
Attendance	24 / 89	49	Attendance	26 / 39	86
Participation	86 / 117651	37	Participation	66 / 1526	43
Influence	0 / 117651	0			

Political Position

INSUFFICIENT POSITION DATA AVAILABLE

Focus

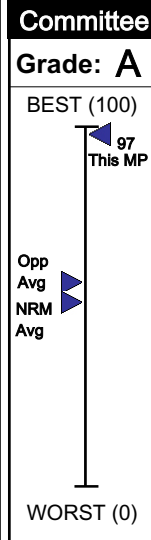
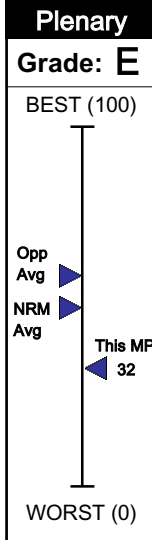
Parliament Average: ■ This MP: ■



Omolo Peter



Constituency:	Soroti County
District:	Soroti
Status:	Backbencher
Portfolio:	None
Party:	FDC
Committees:	Government Assurances, Infrastructure



Performance

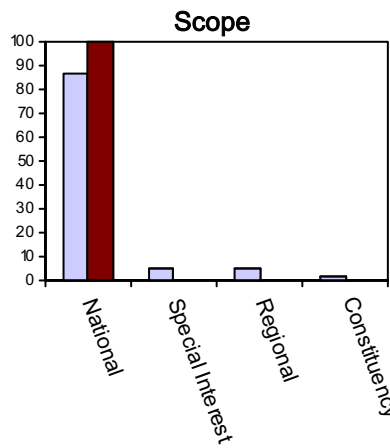
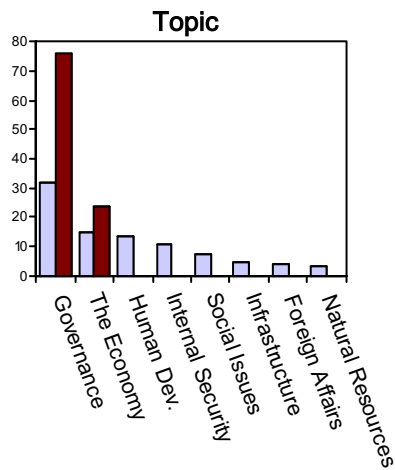
Plenary			Committee		
	Score	Percentile		Score	Percentile
Attendance	16 / 89	21	Attendance	50 / 66	96
Participation	50 / 117651	25	Participation	118 / 887	81
Influence	2 / 117651	58			

Political Position

INSUFFICIENT POSITION DATA AVAILABLE

Focus

Parliament Average: ■ This MP: ■



Onek Obaloker Hilary



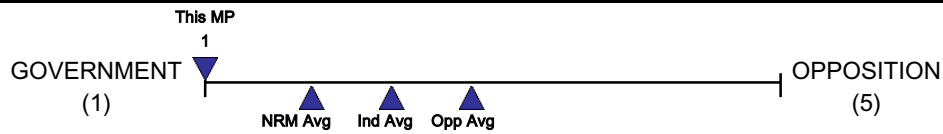
Constituency: Lamwo County
District: Kitgum
Status: Minister
Portfolio: Agriculture, Animal Industry and Fisheries
Party: NRM
Committees: N/A

Plenary	Committee
Grade: B	Grade: N/A
BEST (100) This MP: 69 Opp Avg NRM Avg WORST (0)	Not Available

Performance

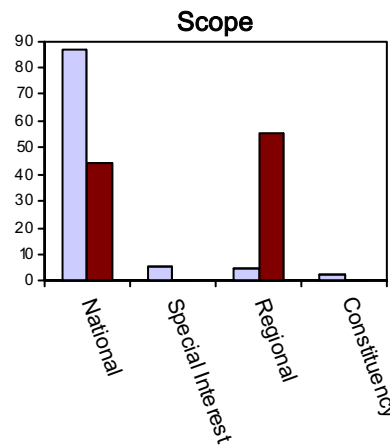
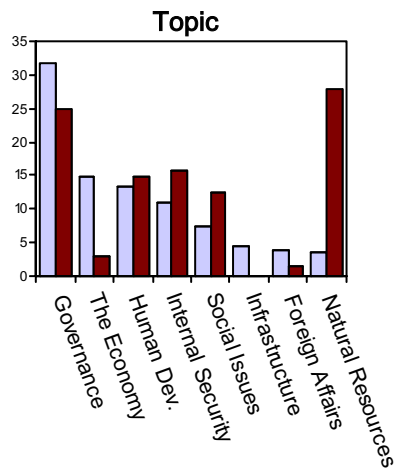
Plenary			Committee		
	Score	Percentile		Score	Percentile
Attendance	21 / 89	40	Attendance	N/A	N/A
Participation	339 / 117651	68	Participation	76 / 150	99
Influence	178 / 117651	77			

Political Position



Focus

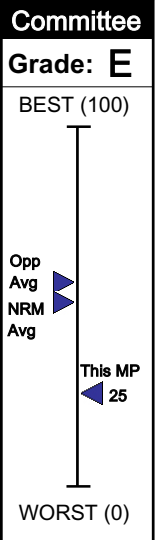
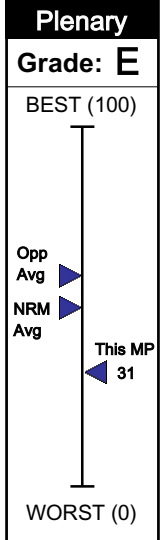
Parliament Average: █ This MP: █



Opange Louis



Constituency:	Pallisa County
District:	Pallisa
Status:	Backbencher
Portfolio:	None
Party:	Independent
Committees:	Presidential Affairs



Performance

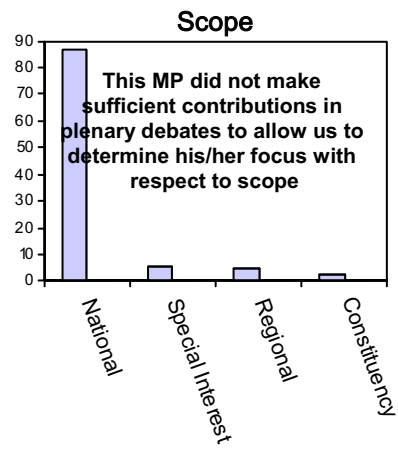
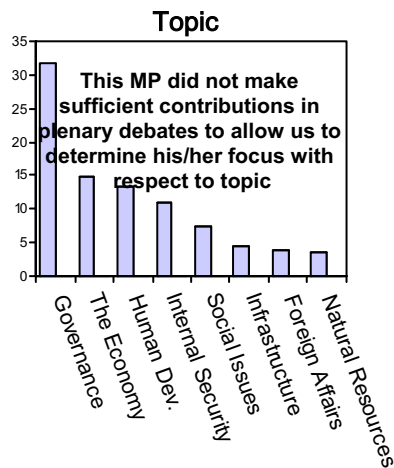
Plenary			Committee		
	Score	Percentile		Score	Percentile
Attendance	28 / 89	66	Attendance	11 / 23	59
Participation	0 / 117651	0	Participation	5 / 403	14
Influence	0 / 117651	0			

Political Position

INSUFFICIENT POSITION DATA AVAILABLE

Focus

Parliament Average: ■ This MP: ■



Opio Gabriel



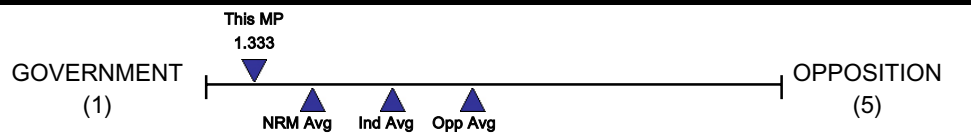
Constituency:	Samia-Bugwe Cnty. South
District:	Busia
Status:	Minister of State
Portfolio:	Higher Education
Party:	NRM
Committees:	N/A

Plenary	Committee
Grade: A	Grade: N/A
BEST (100)	Not Available
▲ 91 This MP	
▲ Opp Avg	
▲ NRM Avg	
WORST (0)	

Performance

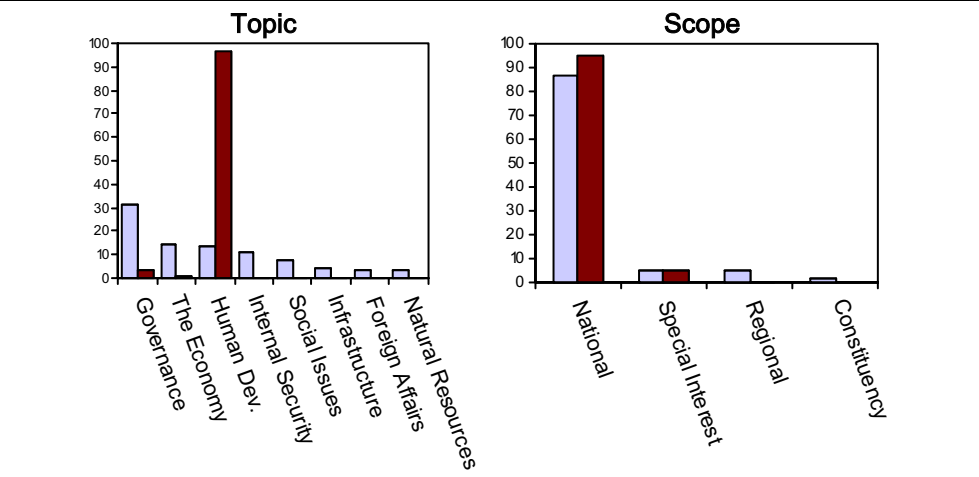
Plenary			Committee		
	Score	Percentile		Score	Percentile
Attendance	27 / 89	62	Attendance	N/A	N/A
Participation	1911 / 117651	98	Participation	71 / 294	93
Influence	1062 / 117651	92			

Political Position



Focus

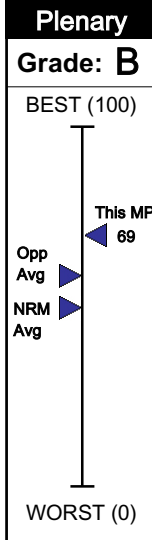
Parliament Average: ■ This MP: ■



Otafiire Kahinda



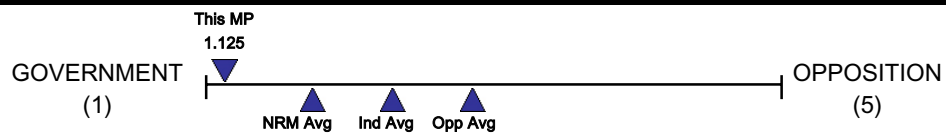
Constituency:	Ruhinda County
District:	Bushenyi
Status:	Minister
Portfolio:	Local Government
Party:	NRM
Committees:	N/A



Performance

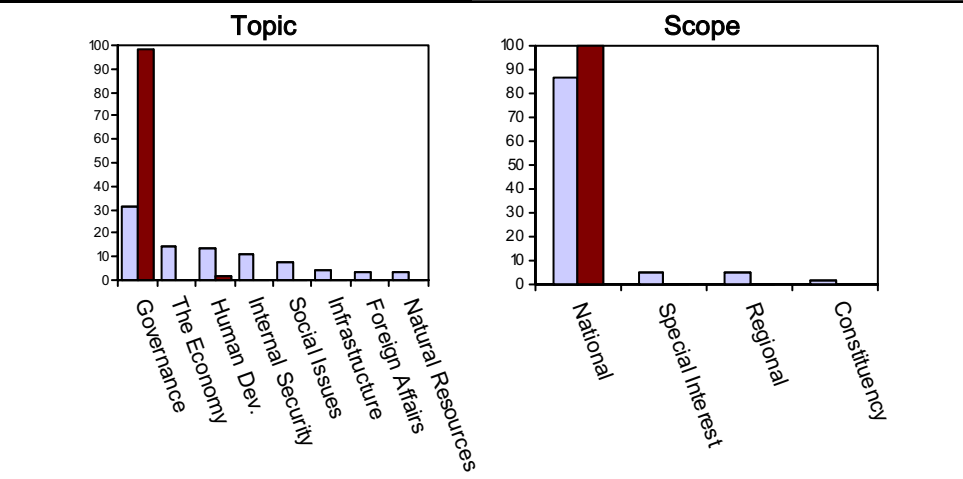
Plenary			Committee		
	Score	Percentile		Score	Percentile
Attendance	4 / 89	2	Attendance	N/A	N/A
Participation	753 / 117651	86	Participation	683 / 1974	96
Influence	1977 / 117651	97			

Political Position



Focus

Parliament Average: ■ This MP: ■



Otekat John Emilly

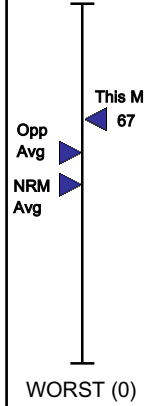


Constituency: Serere County
District: Soroti
Status: Backbencher
Portfolio: None

Party: Independent
Committees: Public Service, Local Government

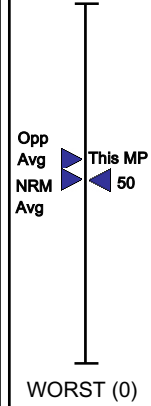
Plenary
Grade: B

BEST (100)



Committee
Grade: C

BEST (100)

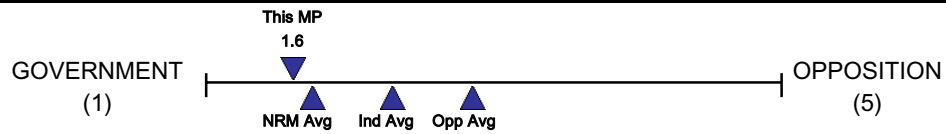


Performance

Plenary		
	Score	Percentile
Attendance	31 / 89	78
Participation	448 / 117651	75
Influence	0 / 117651	0

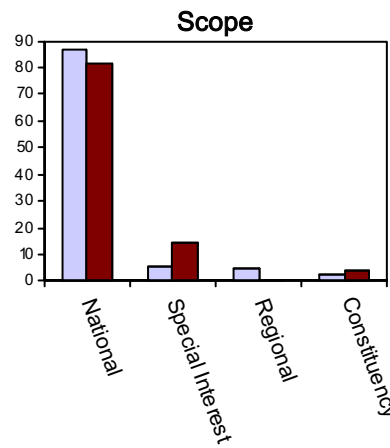
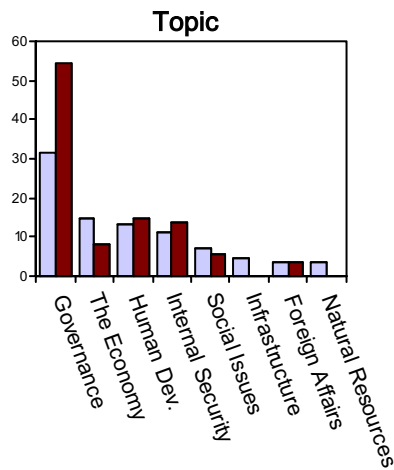
Committee		
	Score	Percentile
Attendance	44 / 96	57
Participation	146 / 2875	48

Political Position



Focus

Parliament Average: [light blue square] This MP: [dark red square]



Otiam Otaala Emmanuel



Constituency: West Budama Cnty. South
District: Tororo
Status: Minister of State
Portfolio: Primary Health Care

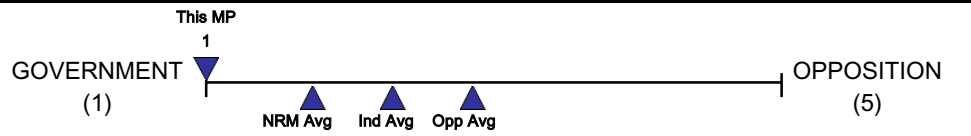
Party: NRM
Committees: N/A

Plenary	Committee
Grade: A	Grade: N/A
BEST (100)	Not Available
This MP 84	
Opp Avg	
NRM Avg	
WORST (0)	

Performance

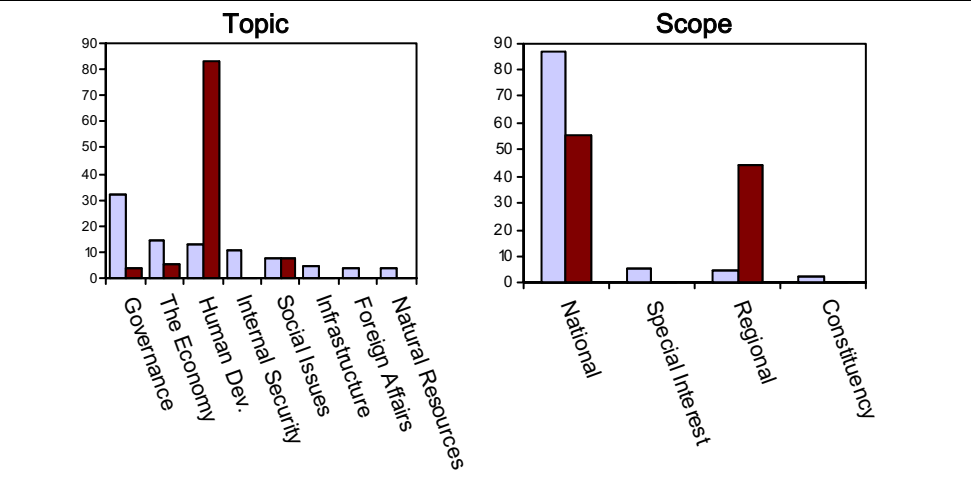
Plenary			Committee		
	Score	Percentile		Score	Percentile
Attendance	26 / 89	58	Attendance	N/A	N/A
Participation	1378 / 117651	94	Participation	N/A	N/A
Influence	189 / 117651	78			

Political Position



Focus

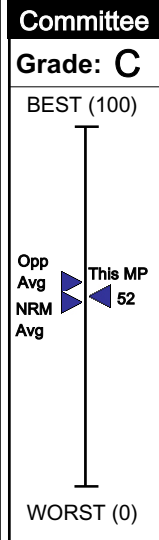
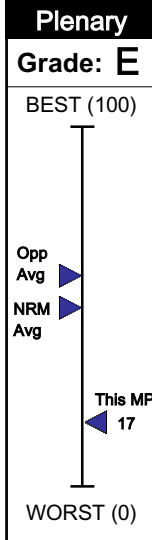
Parliament Average: ■ This MP: ■



Owor Amooti Otada



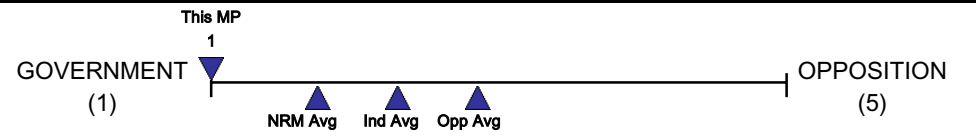
Constituency:	Kibanda County
District:	Masindi
Status:	Backbencher
Portfolio:	None
Party:	NRM
Committees:	Infrastructure



Performance

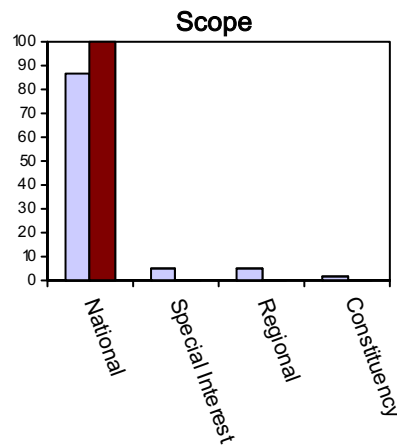
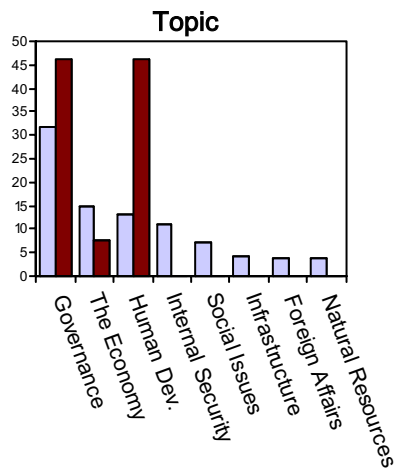
Plenary			Committee		
	Score	Percentile		Score	Percentile
Attendance	4 / 89	2	Attendance	11 / 47	26
Participation	135 / 117651	49	Participation	30 / 233	79
Influence	0 / 117651	0			

Political Position



Focus

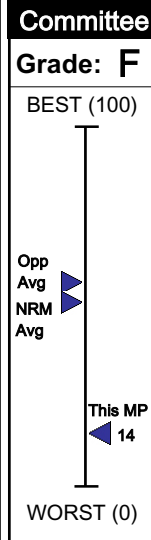
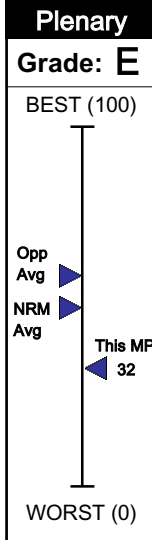
Parliament Average: ■ This MP: ■



Oyet Simon



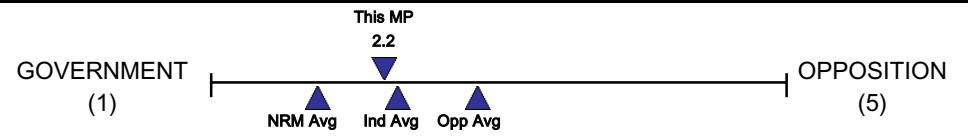
Constituency: Nwoya County
District: Amuru
Status: Backbencher
Portfolio: None
Party: FDC
Committees: Science & Technology, Finance



Performance

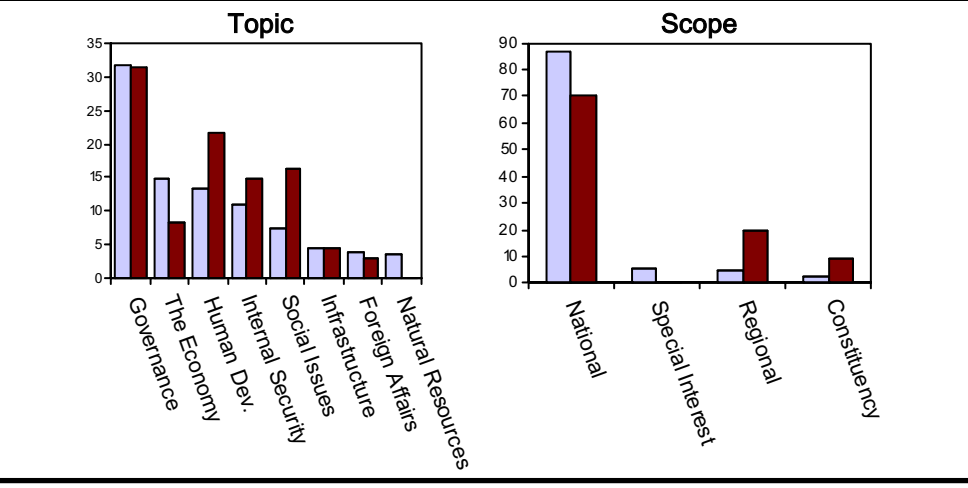
Plenary			Committee		
	Score	Percentile		Score	Percentile
Attendance	17 / 89	24	Attendance	12 / 40	33
Participation	136 / 117651	49	Participation	21 / 1528	16
Influence	0 / 117651	0			

Political Position



Focus

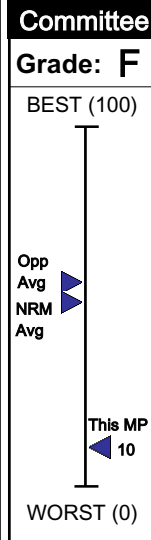
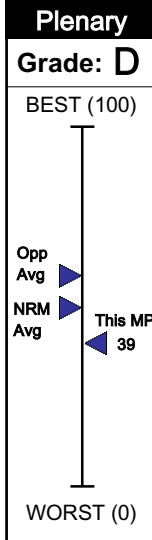
Parliament Average: ■ This MP: ■



Pajobo Bruno



Constituency:	Workers
District:	N/A
Status:	Backbencher
Portfolio:	None
Party:	NRM
Committees:	Commissions, Agriculture



Performance

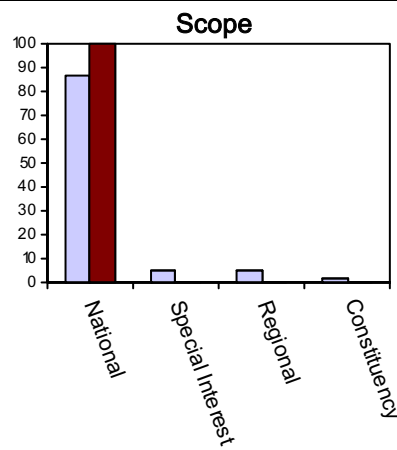
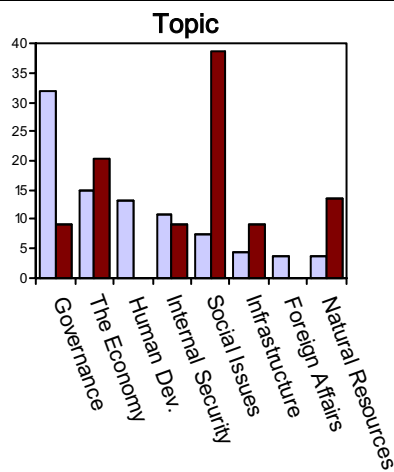
Plenary			Committee		
	Score	Percentile		Score	Percentile
Attendance	22 / 89	45	Attendance	2 / 69	5
Participation	99 / 117651	40	Participation	62 / 1533	40
Influence	0 / 117651	0			

Political Position

INSUFFICIENT POSITION DATA AVAILABLE

Focus

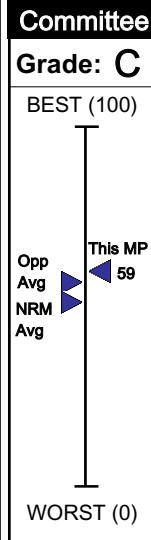
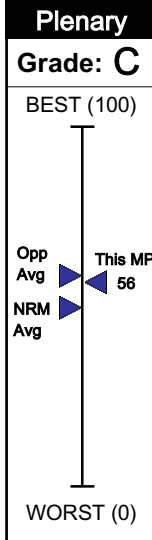
Parliament Average: ■ This MP: ■



Piro Santos Eruaga



Constituency:	East Moyo County
District:	Adjumani
Status:	Backbencher
Portfolio:	None
Party:	Independent
Committees:	Agriculture, Appointments



Performance

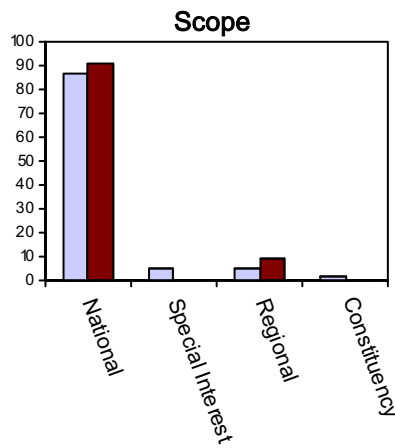
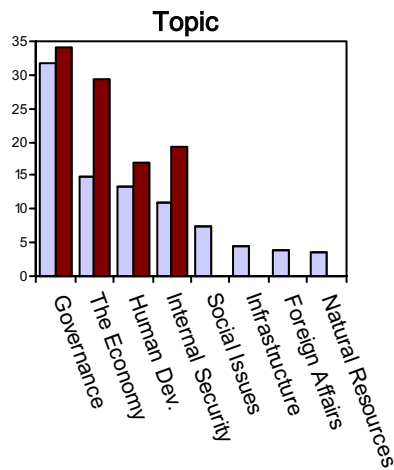
Plenary			Committee		
	Score	Percentile		Score	Percentile
Attendance	31 / 89	78	Attendance	29 / 52	71
Participation	129 / 117651	48	Participation	88 / 2146	41
Influence	0 / 117651	0			

Political Position

INSUFFICIENT POSITION DATA AVAILABLE

Focus

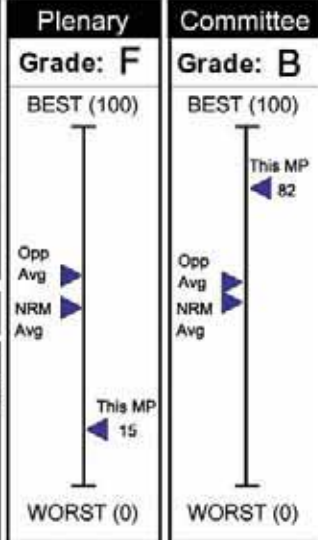
Parliament Average: ■ This MP: ■



Ringe Chan David



Constituency:	Padyere County
District:	Nebbi
Status:	Backbencher
Portfolio:	None
Party:	UPC
Committees:	Local Government, Public Service



Performance

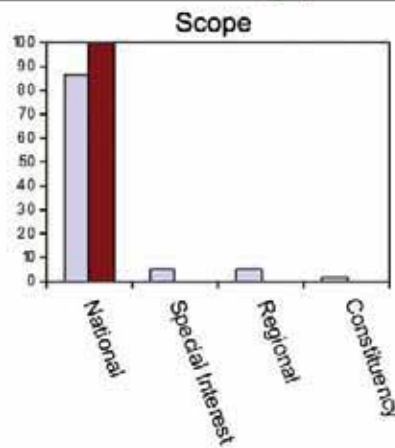
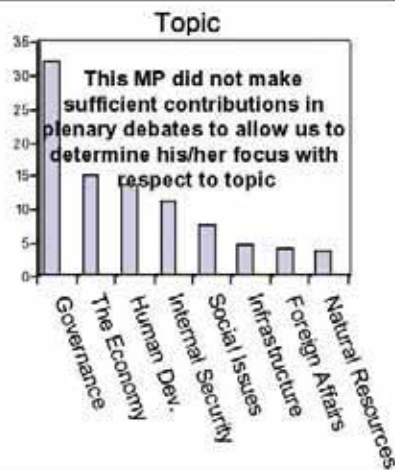
Plenary			Committee		
	Score	Percentile		Score	Percentile
Attendance	18/80	21	Attendance	52/96	68
Participation	57/117651	27	Participation	408/5196	64
Influence	0/117651	0			

Political Position

INSUFFICIENT POSITION DATA AVAILABLE

Focus

Parliament Average: This MP:



Ruhindi Freddie



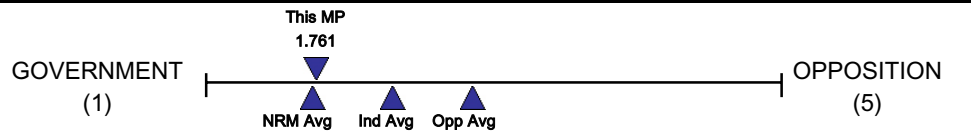
Constituency:	Nakawa Division
District:	Kampala
Status:	Minister of State
Portfolio:	Justice
Party:	NRM
Committees:	N/A

Plenary	Committee
Grade: A	Grade: N/A
BEST (100)	Not Available
95 This MP	
Opp Avg	
NRM Avg	
WORST (0)	

Performance

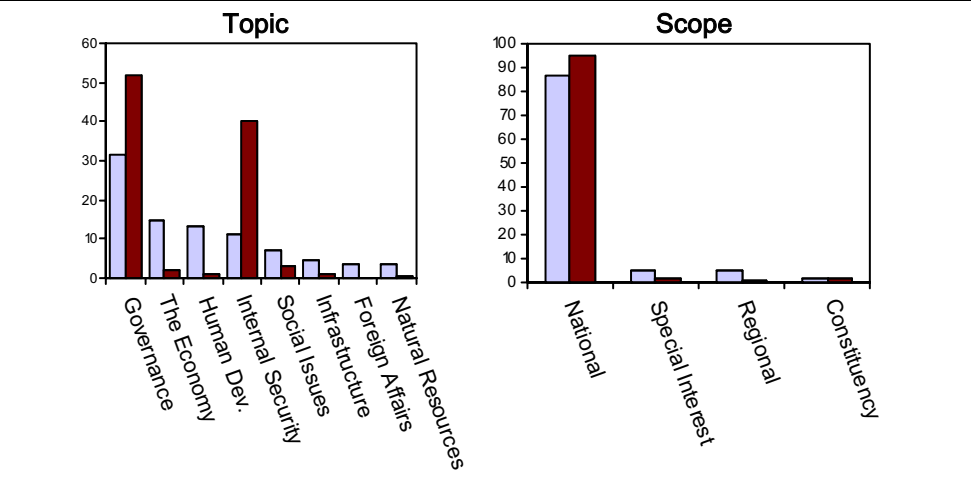
Plenary			Committee		
	Score	Percentile		Score	Percentile
Attendance	36 / 89	89	Attendance	N/A	N/A
Participation	1342 / 117651	94	Participation	N/A	N/A
Influence	1022 / 117651	92			

Political Position



Focus

Parliament Average: ■ This MP: ■



Rukundo Serapio



Constituency:	Kabale Municipality
District:	Kabale
Status:	Minister of State
Portfolio:	Tourism
Party:	NRM
Committees:	N/A

Plenary
Grade: F
BEST (100)
WORST (0)

Committee
Grade: N/A
Not Available

Performance

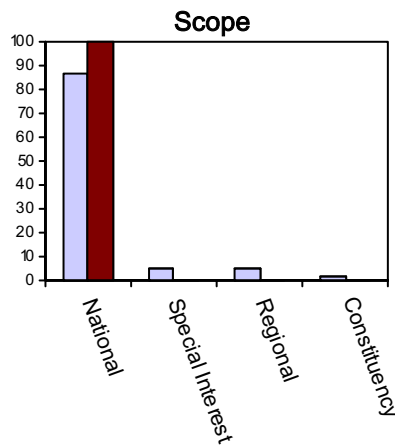
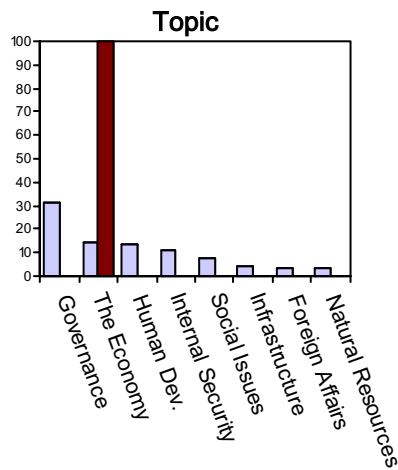
Plenary			Committee		
	Score	Percentile		Score	Percentile
Attendance	17 / 89	24	Attendance	N/A	N/A
Participation	5 / 117651	13	Participation	N/A	N/A
Influence	0 / 117651	0			

Political Position

INSUFFICIENT POSITION DATA AVAILABLE

Focus

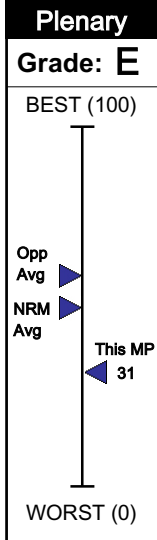
Parliament Average: ■ This MP: ■



Rukutana Mwesigwa



Constituency:	Rushenyi County
District:	Ntungamo
Status:	Minister of State
Portfolio:	Labour
Party:	NRM
Committees:	N/A



Committee
Grade: N/A
Not Available

Performance

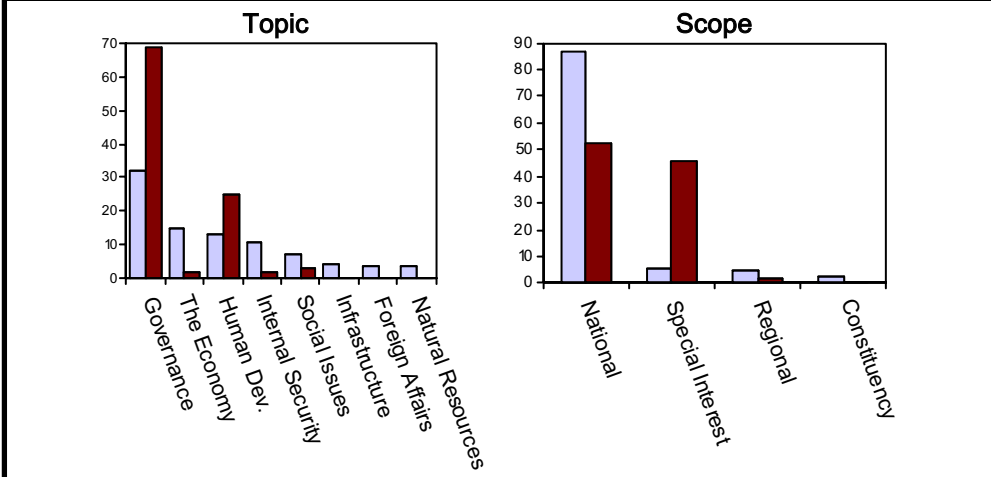
Plenary			Committee		
	Score	Percentile		Score	Percentile
Attendance	10 / 89	8	Attendance	N/A	N/A
Participation	295 / 117651	65	Participation	1295 / 2388	99
Influence	0 / 117651	0			

Political Position

INSUFFICIENT POSITION DATA AVAILABLE

Focus

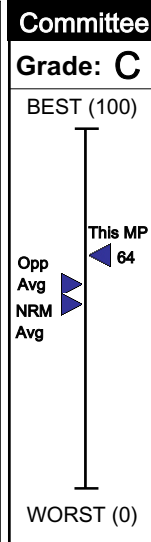
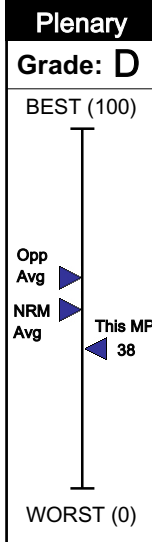
Parliament Average: This MP:



Rwakimari Beatrice



Constituency:	Women
District:	Ntungamo
Status:	Backbencher
Portfolio:	None
Party:	NRM
Committees:	Agriculture, Local Government



Performance

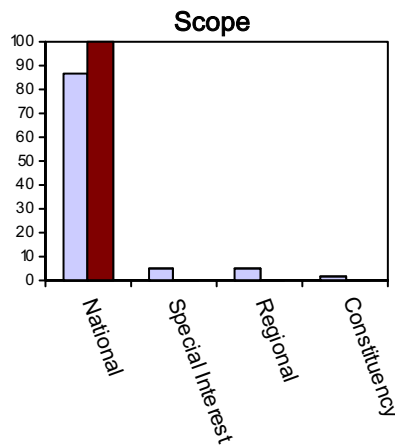
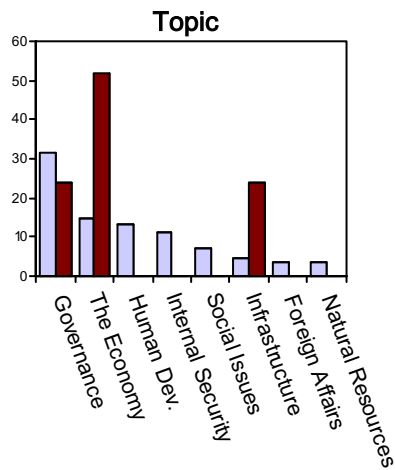
Plenary			Committee		
	Score	Percentile		Score	Percentile
Attendance	26 / 89	58	Attendance	81 / 114	92
Participation	53 / 117651	26	Participation	273 / 1E+0	25
Influence	0 / 117651	0			

Political Position

INSUFFICIENT POSITION DATA AVAILABLE

Focus

Parliament Average: ■ This MP: ■



Rwamirama Kanyontore Bright



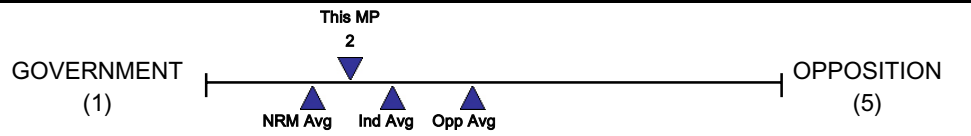
Constituency:	Isingiro County North
District:	Isingiro
Status:	Minister of State
Portfolio:	Animal Industry
Party:	NRM
Committees:	N/A

Plenary	Committee
Grade: A	Grade: N/A
BEST (100)	Not Available
▲ 94 This MP	
Opp Avg ▲	
NRM Avg ▲	
WORST (0)	

Performance

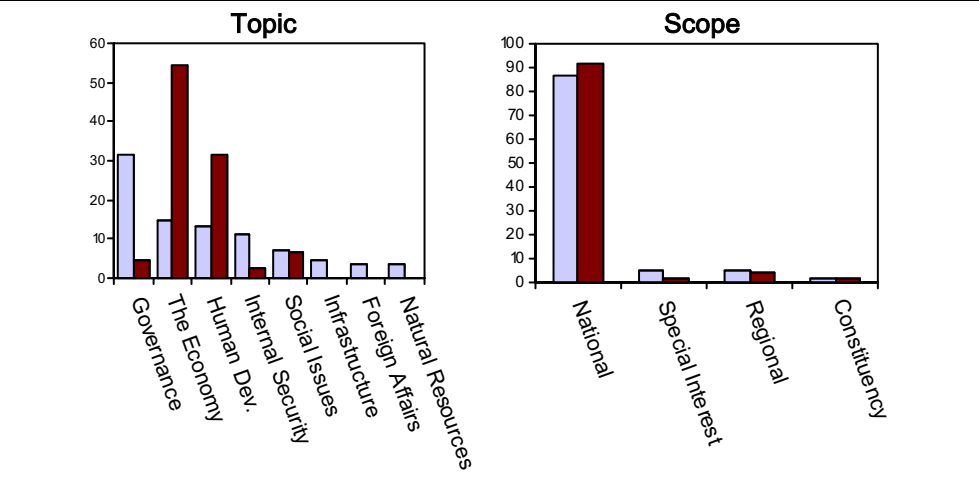
Plenary			Committee		
	Score	Percentile		Score	Percentile
Attendance	37 / 89	90	Attendance	N/A	N/A
Participation	1082 / 117651	91	Participation	213 / 818	93
Influence	832 / 117651	89			

Political Position



Focus

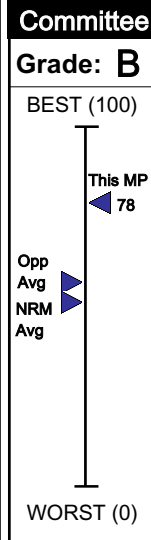
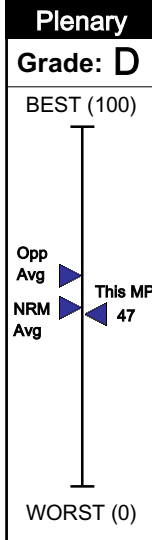
Parliament Average:
 This MP:



Sabila Herbert Kaale



Constituency:	Tingey County
District:	Kapchorwa
Status:	Backbencher
Portfolio:	None
Party:	NRM
Committees:	Agriculture, Science & Technology



Performance

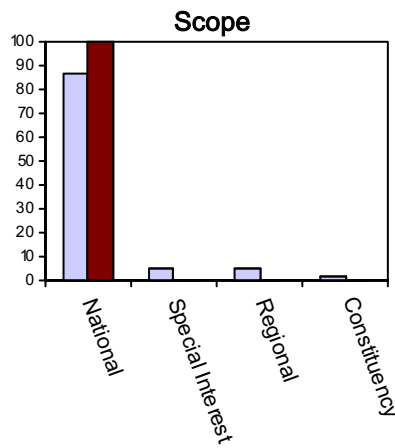
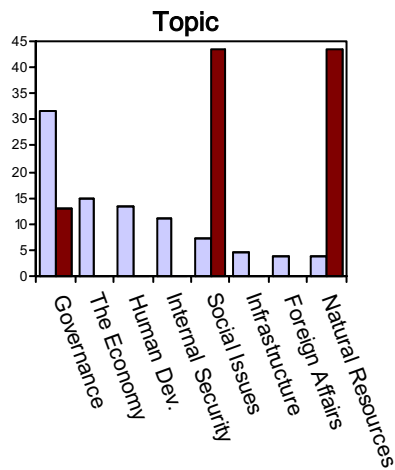
Plenary			Committee		
	Score	Percentile		Score	Percentile
Attendance	31 / 89	78	Attendance	33 / 56	76
Participation	78 / 117651	34	Participation	220 / 4041	52
Influence	0 / 117651	0			

Political Position

INSUFFICIENT POSITION DATA AVAILABLE

Focus

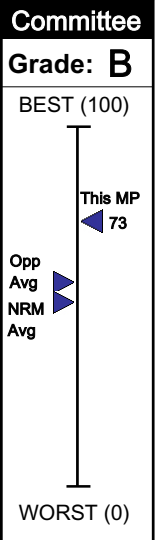
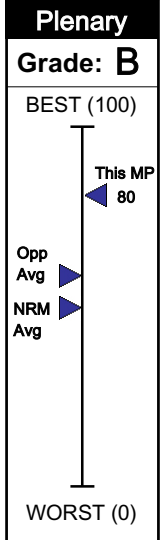
Parliament Average: ■ This MP: ■



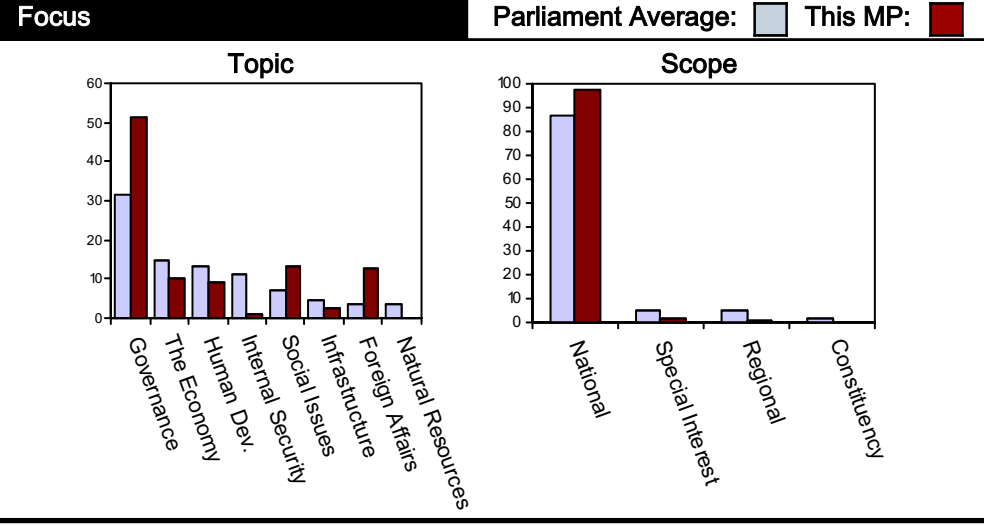
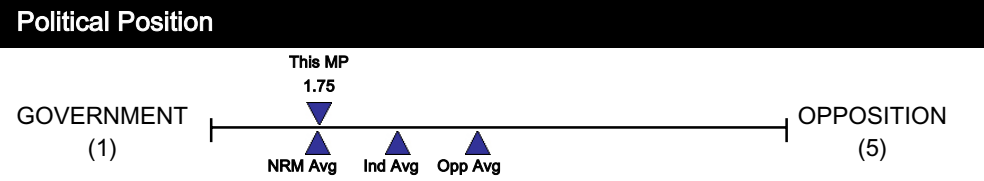
Sebagala A. Lartif Sengendo



Constituency:	Kawempe Division North
District:	Kampala
Status:	Backbencher
Portfolio:	None
Party:	DP
Committees:	Business, Defence



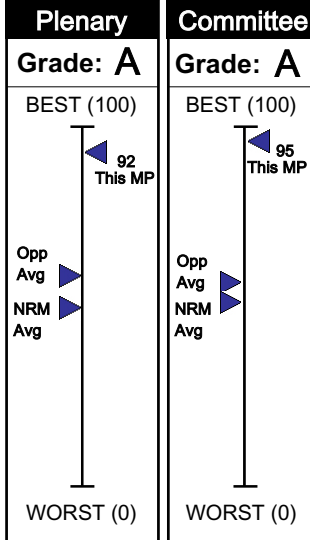
Performance					
Plenary			Committee		
	Score	Percentile		Score	Percentile
Attendance	30 / 89	75	Attendance	5 / 13	46
Participation	453 / 117651	76	Participation	164 / 1302	78
Influence	40 / 117651	71			



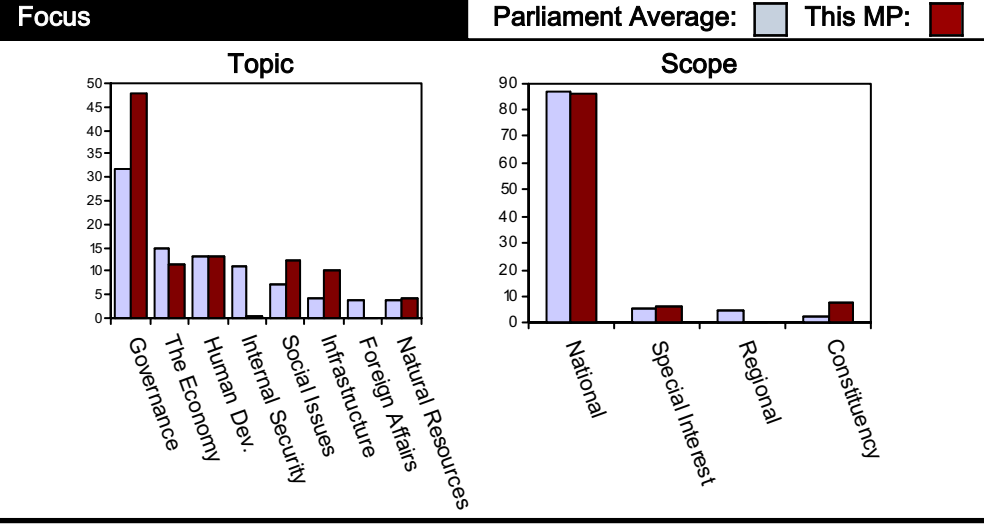
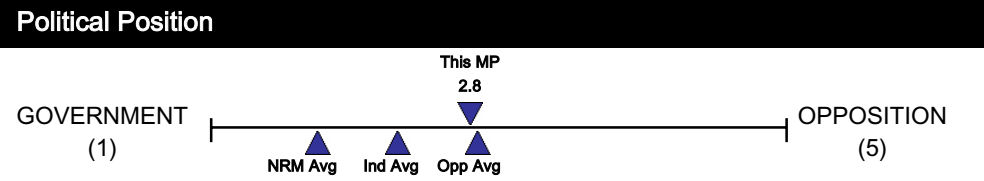
Sebuliba Mutumba Richard



Constituency:	Kawempe Division South
District:	Kampala
Status:	Backbencher
Portfolio:	None
Party:	DP
Committees:	Agriculture, Public Accounts



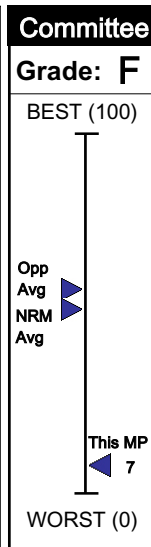
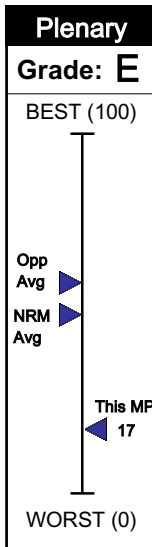
Plenary			Committee		
	Score	Percentile		Score	Percentile
Attendance	35 / 89	86	Attendance	79 / 130	78
Participation	1075 / 117651	91	Participation	1550 / 8431	88
Influence	852 / 117651	90			



Sejjoba Issac



Constituency:	Bukoto County Mid-West
District:	Masaka
Status:	Backbencher
Portfolio:	None
Party:	Independent
Committees:	Finance, Public Accounts



Performance

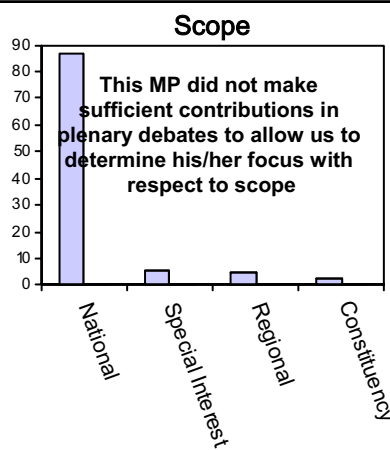
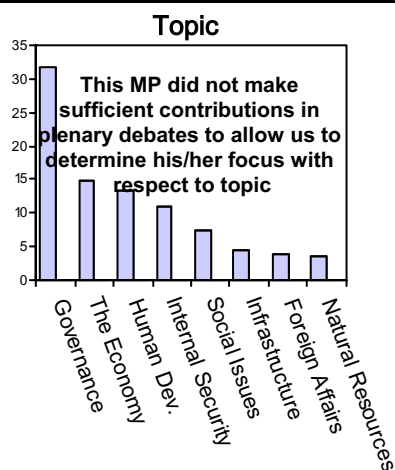
Plenary			Committee		
	Score	Percentile		Score	Percentile
Attendance	22 / 89	45	Attendance	24 / 114	24
Participation	0 / 117651	0	Participation	12 / 1431	10
Influence	0 / 117651	0			

Political Position

INSUFFICIENT POSITION DATA AVAILABLE

Focus

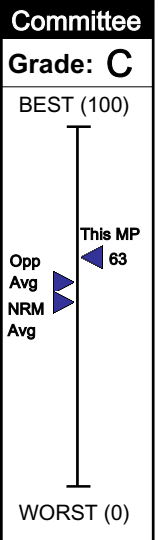
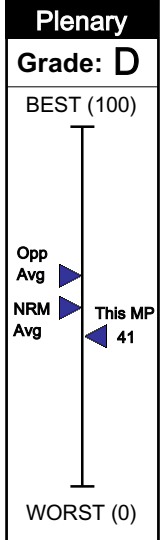
Parliament Average: ■ This MP: ■



Sekitoleko Kabonesa Julient Kibirige



Constituency:	Women
District:	Kibale
Status:	Backbencher
Portfolio:	None
Party:	NRM
Committees:	Appointments, Agriculture



Performance

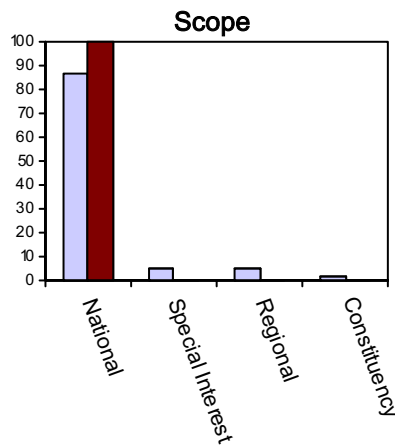
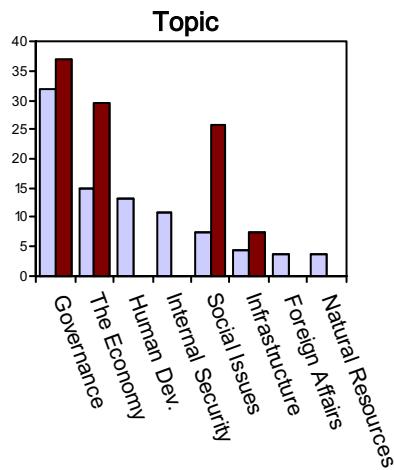
Plenary			Committee		
	Score	Percentile		Score	Percentile
Attendance	25 / 89	54	Attendance	13 / 52	28
Participation	83 / 117651	36	Participation	54 / 327	85
Influence	0 / 117651	0			

Political Position

INSUFFICIENT POSITION DATA AVAILABLE

Focus

Parliament Average: ■ This MP: ■



Sekyanzi Ndawula Ali



Constituency:	Bamunanika County
District:	Luwero
Status:	Backbencher
Portfolio:	None
Party:	NRM
Committees:	Government Assurances, Finance

Plenary	Committee
Grade: F	Grade: N/A
BEST (100)	Not Available
Opp Avg ▶	
NRM Avg ▶	
This MP ▶ 2	
WORST (0)	

Performance

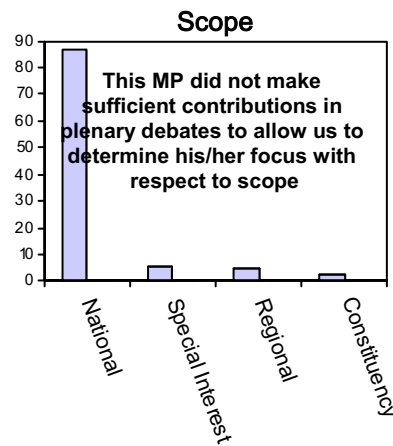
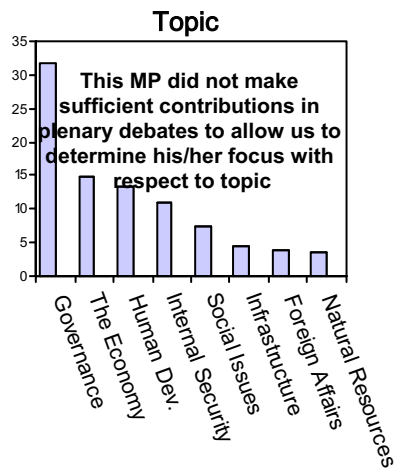
Plenary			Committee		
	Score	Percentile		Score	Percentile
Attendance	6 / 89	3	Attendance	0 / 48	0
Participation	0 / 117651	0	Participation	N/A	N/A
Influence	0 / 117651	0			

Political Position

INSUFFICIENT POSITION DATA AVAILABLE

Focus

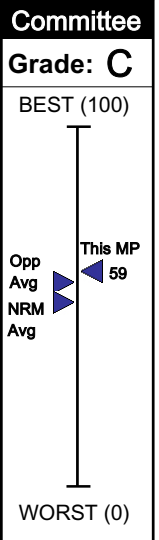
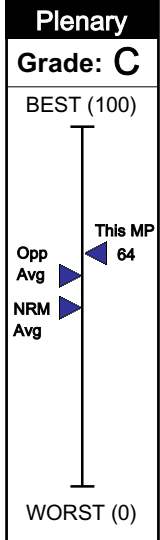
Parliament Average: ■ This MP: ■



Sempala Naggayi Nabilah



Constituency:	Women
District:	Kampala
Status:	Shadow Cabinet
Portfolio:	Information and National Guidance
Party:	FDC
Committees:	Equal Opportunities, ICT



Performance

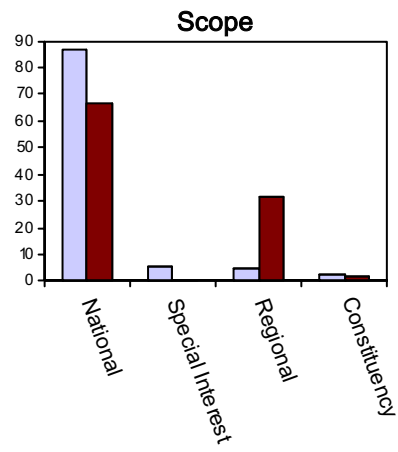
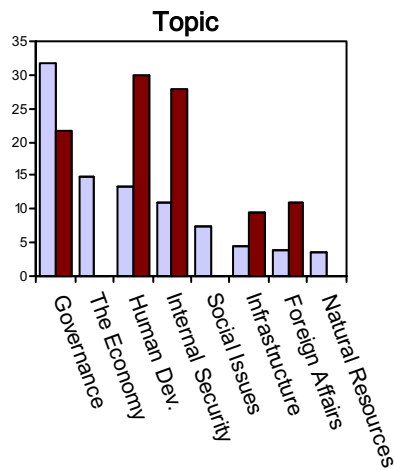
Plenary			Committee		
	Score	Percentile		Score	Percentile
Attendance	18 / 89	27	Attendance	36 / 53	89
Participation	147 / 117651	52	Participation	87 / 4445	21
Influence	1960 / 117651	96			

Political Position

INSUFFICIENT POSITION DATA AVAILABLE

Focus

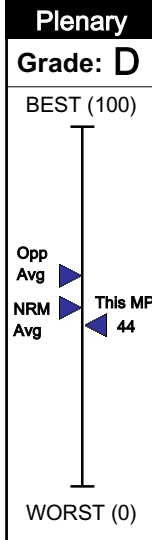
Parliament Average: ■ This MP: ■



Seninde Nansubuga Rosemary



Constituency:	Women
District:	Wakiso
Status:	Backbencher
Portfolio:	None
Party:	NRM
Committees:	Social Services, HIV/AIDS

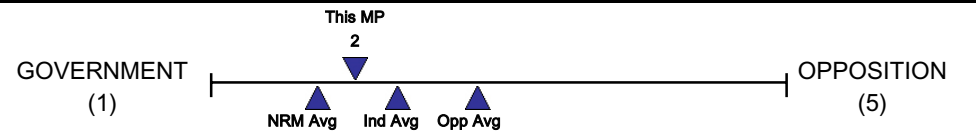


Committee	
Grade:	N/A
Not Available	

Performance

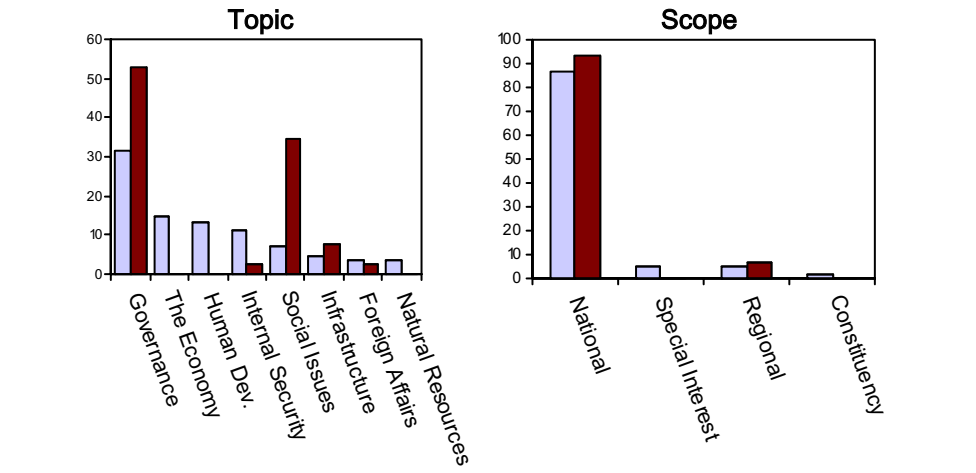
Plenary			Committee		
	Score	Percentile		Score	Percentile
Attendance	22 / 89	45	Attendance	5 / 38	15
Participation	163 / 117651	54	Participation	N/A	N/A
Influence	0 / 117651	0			

Political Position



Focus

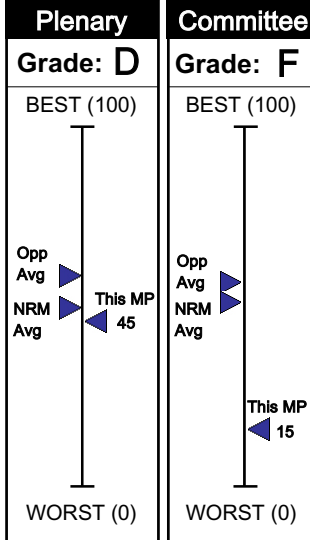
Parliament Average: ■ This MP: ■



Serunjogi Lastus Katende



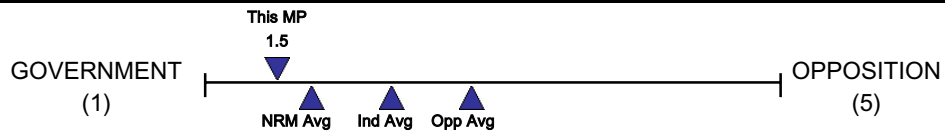
Constituency:	Kiboga County East
District:	Kiboga
Status:	Backbencher
Portfolio:	None
Party:	NRM
Committees:	Rules, ICT



Performance

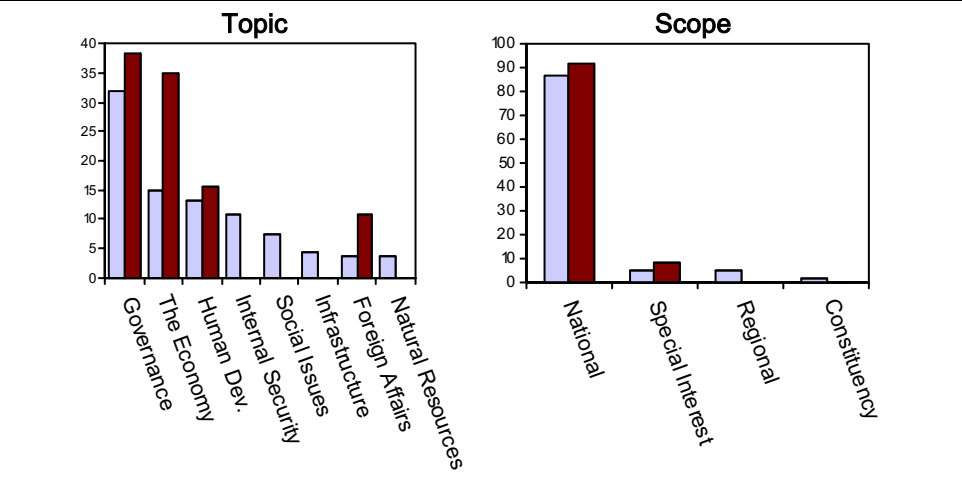
Plenary			Committee		
	Score	Percentile		Score	Percentile
Attendance	24 / 89	49	Attendance	19 / 52	43
Participation	155 / 117651	53	Participation	21 / 3421	9
Influence	0 / 117651	0			

Political Position



Focus

Parliament Average: ■ This MP: ■

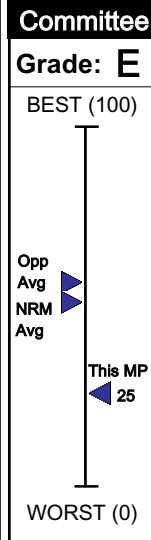
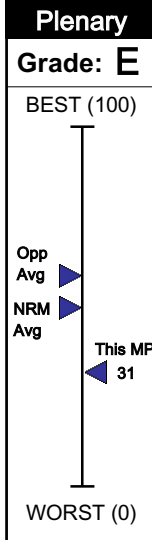


Ssalabaya Haruuna



Constituency: Kassanda County North
District: Mubende
Status: Backbencher
Portfolio: None

Party: NRM
Committees: Commissions, Agriculture



Performance

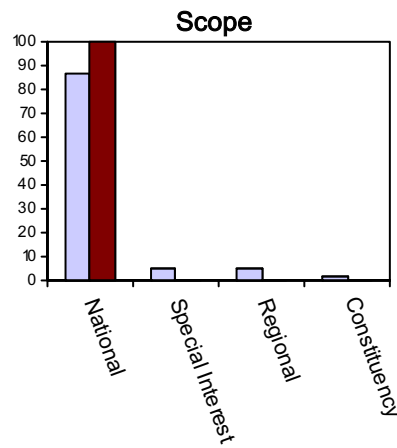
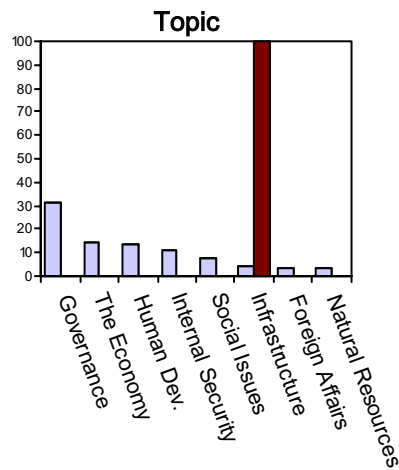
Plenary			Committee		
	Score	Percentile		Score	Percentile
Attendance	24 / 89	49	Attendance	13 / 69	20
Participation	39 / 117651	22	Participation	100 / 1901	51
Influence	0 / 117651	0			

Political Position

INSUFFICIENT POSITION DATA AVAILABLE

Focus

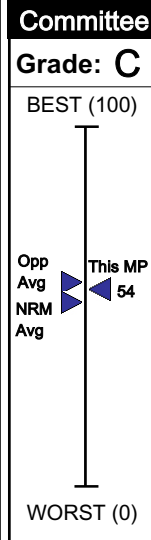
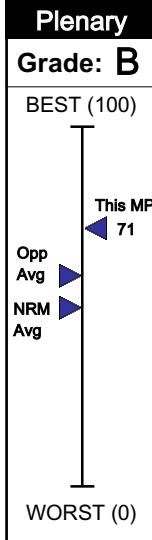
Parliament Average: ■ This MP: ■



Ssekikubo Theodore



Constituency:	Lwemiyaga County
District:	Sembabule
Status:	Backbencher
Portfolio:	None
Party:	NRM
Committees:	Tourism, Science & Technology, Rules



Performance

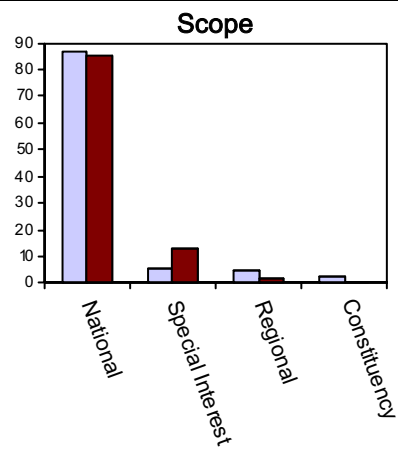
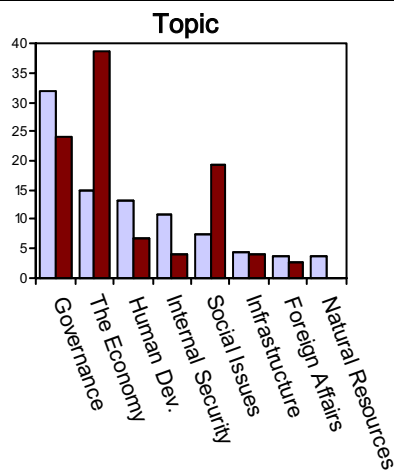
Plenary			Committee		
	Score	Percentile		Score	Percentile
Attendance	20 / 89	37	Attendance	8 / 54	16
Participation	383 / 117651	71	Participation	215 / 986	91
Influence	189 / 117651	78			

Political Position

INSUFFICIENT POSITION DATA AVAILABLE

Focus

Parliament Average: ■ This MP: ■



Ssentongo Nabulya Theopista



Constituency: Workers
District: N/A
Status: Committee Chairperson
Portfolio: None

Party: NRM
Committees: Gender, Business, Appointments

Plenary
Grade: A

BEST (100)

This MP
84

Opp Avg

NRM Avg

WORST (0)

Committee
Grade: A

BEST (100)

96
This MP

Opp Avg

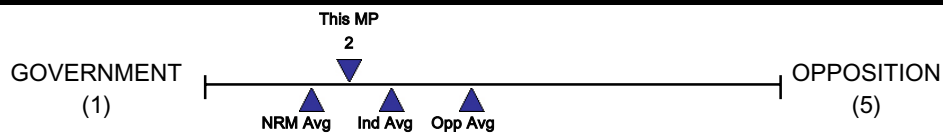
NRM Avg

WORST (0)

Performance

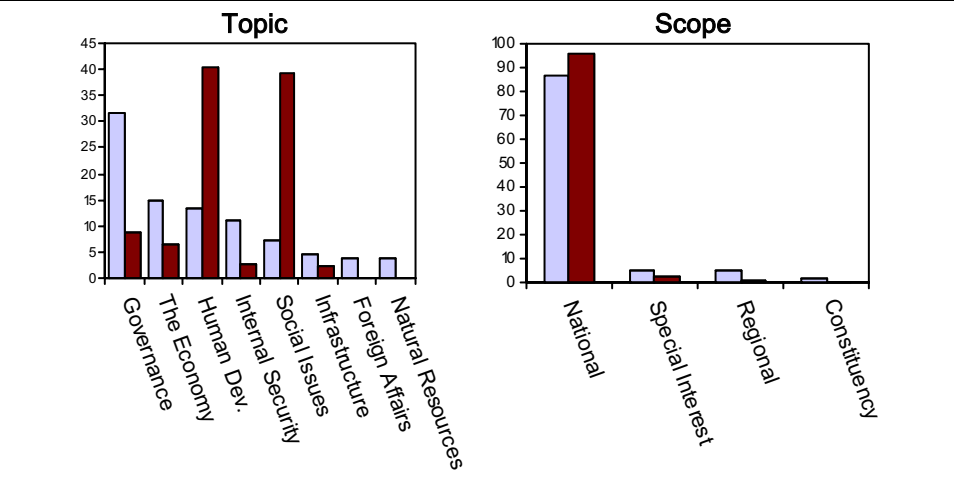
Plenary			Committee		
	Score	Percentile		Score	Percentile
Attendance	28 / 89	66	Attendance	41 / 46	99
Participation	541 / 117651	80	Participation	305 / 3368	70
Influence	572 / 117651	86			

Political Position



Focus

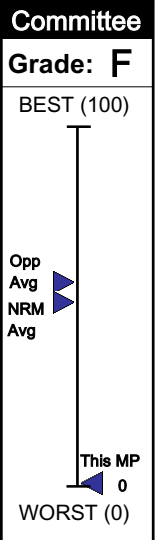
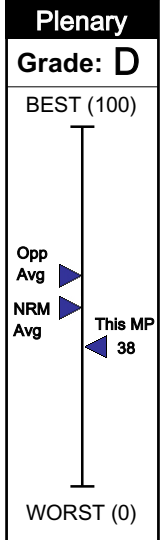
Parliament Average: This MP:



Sserunjogi James Mukiibi



Constituency:	Kalungu County East
District:	Masaka
Status:	Backbencher
Portfolio:	None
Party:	Independent
Committees:	Foreign Affairs



Performance

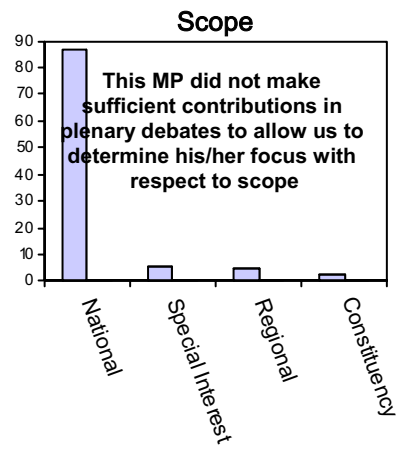
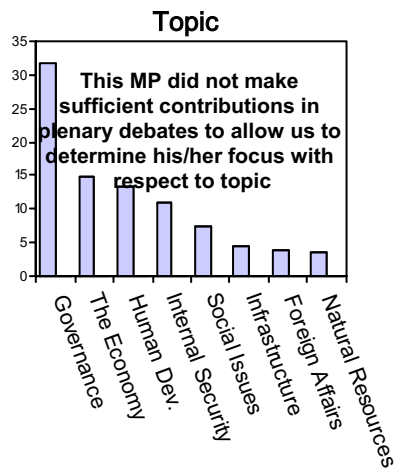
Plenary			Committee		
	Score	Percentile		Score	Percentile
Attendance	31 / 89	78	Attendance	0 / 15	0
Participation	0 / 117651	0	Participation	0 / 1136	0
Influence	0 / 117651	0			

Political Position

INSUFFICIENT POSITION DATA AVAILABLE

Focus

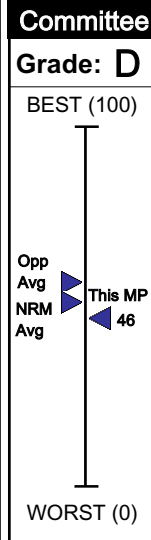
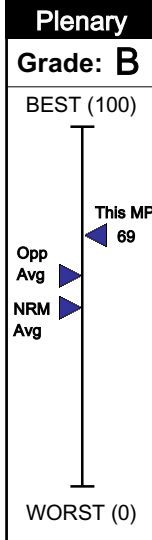
Parliament Average: ■ This MP: ■



Ssinabulya Sylvia Namabidde



Constituency:	Women
District:	Mityana
Status:	Backbencher
Portfolio:	None
Party:	NRM
Committees:	Equal Opportunities, Tourism



Performance

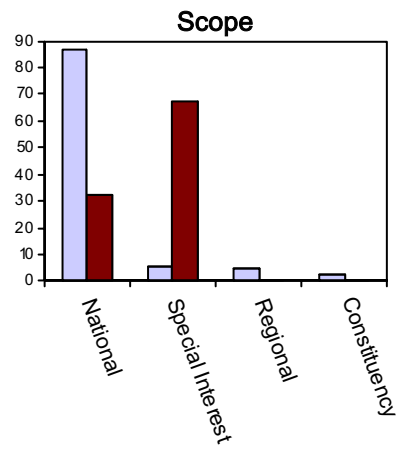
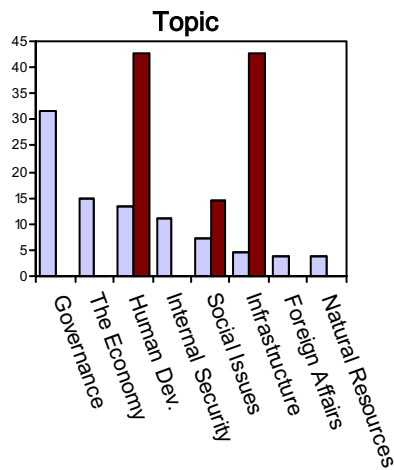
Plenary			Committee		
	Score	Percentile		Score	Percentile
Attendance	19 / 89	33	Attendance	14 / 44	37
Participation	273 / 117651	64	Participation	80 / 1028	64
Influence	617 / 117651	86			

Political Position

INSUFFICIENT POSITION DATA AVAILABLE

Focus

Parliament Average: ■ This MP: ■

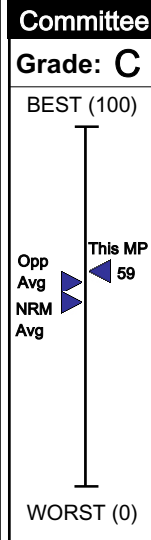
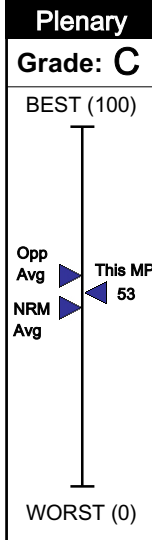


Tanna Sanjay



Constituency: Tororo Municipality
District: Tororo
Status: Backbencher
Portfolio: None

Party: Independent
Committees: Business, Tourism



Performance

Plenary		
	Score	Percentile
Attendance	25 / 89	54
Participation	361 / 117651	69
Influence	0 / 117651	0

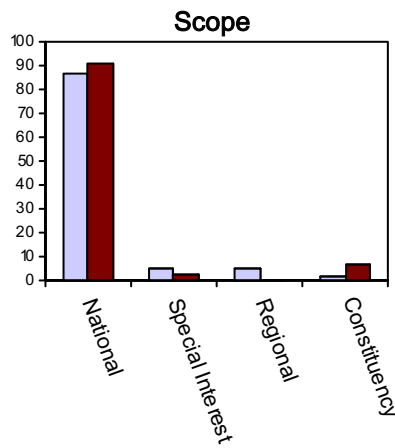
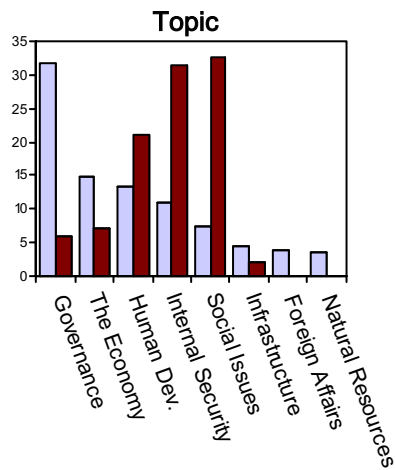
Committee		
	Score	Percentile
Attendance	7 / 26	30
Participation	258 / 1852	82

Political Position

INSUFFICIENT POSITION DATA AVAILABLE

Focus

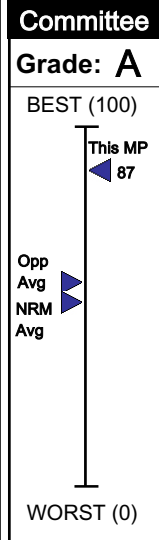
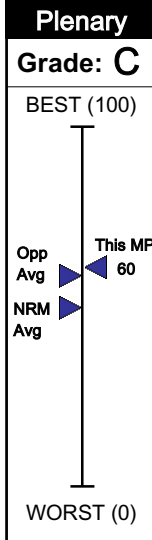
Parliament Average: ■ This MP: ■



Tashobya N. Stephen



Constituency:	Kajara County
District:	Ntungamo
Status:	Backbencher
Portfolio:	None
Party:	NRM
Committees:	Commissions, Tourism



Performance

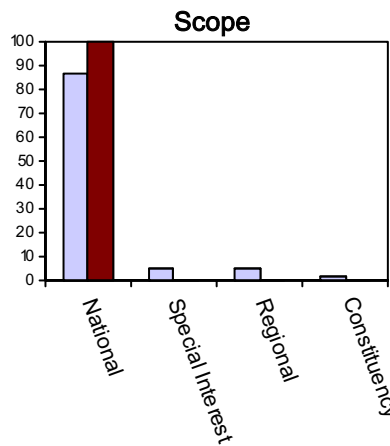
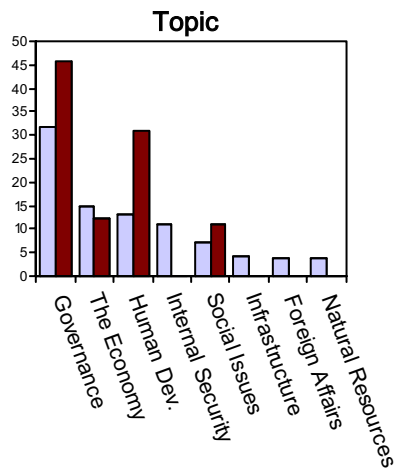
Plenary			Committee		
	Score	Percentile		Score	Percentile
Attendance	31 / 89	78	Attendance	20 / 50	47
Participation	223 / 117651	61	Participation	1109 / 4131	94
Influence	0 / 117651	0			

Political Position

INSUFFICIENT POSITION DATA AVAILABLE

Focus

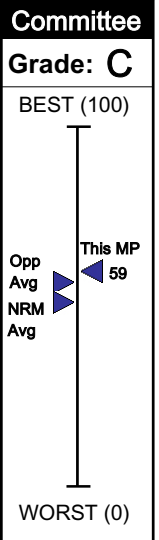
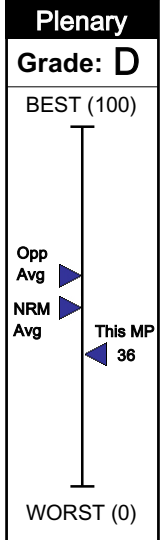
Parliament Average: ■ This MP: ■



Tete Chelangat Everline



Constituency:	Women
District:	Bukwa
Status:	Backbencher
Portfolio:	None
Party:	NRM
Committees:	Natural Resources, Government Assurances



Performance

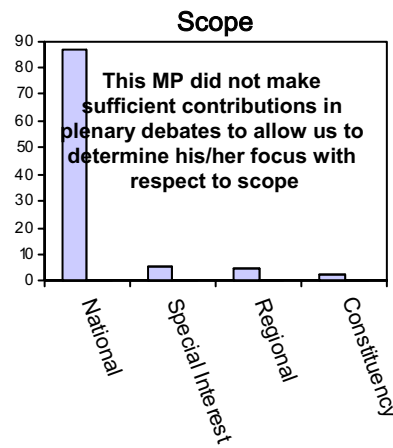
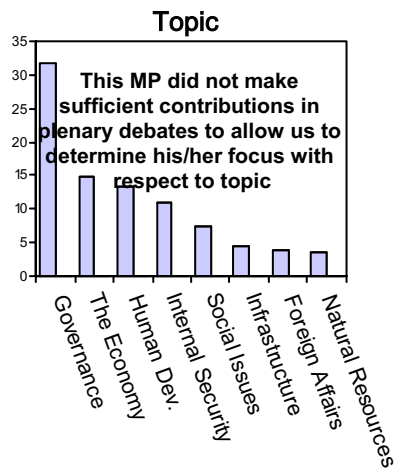
Plenary			Committee		
	Score	Percentile		Score	Percentile
Attendance	30 / 89	75	Attendance	34 / 55	80
Participation	0 / 117651	0	Participation	19 / 588	30
Influence	0 / 117651	0			

Political Position

INSUFFICIENT POSITION DATA AVAILABLE

Focus

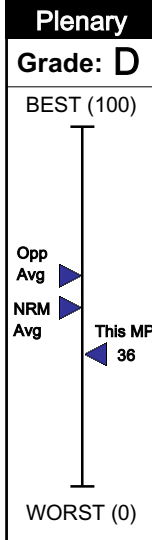
Parliament Average: This MP:



Tibamanya Urban P.K



Constituency:	Kashari County
District:	Mbarara
Status:	Minister of State
Portfolio:	Urban Development
Party:	NRM
Committees:	N/A



Committee
Grade: N/A
Not Available

Performance

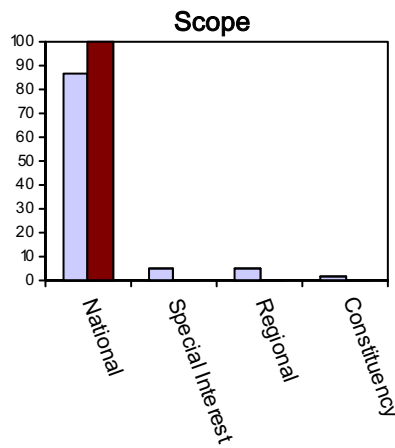
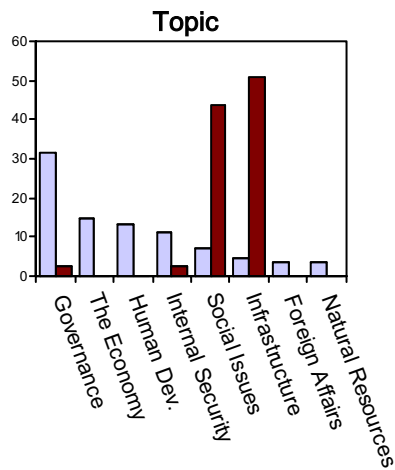
Plenary			Committee		
	Score	Percentile		Score	Percentile
Attendance	19 / 89	33	Attendance	N/A	N/A
Participation	121 / 117651	47	Participation	336 / 484	100
Influence	0 / 117651	0			

Political Position

INSUFFICIENT POSITION DATA AVAILABLE

Focus

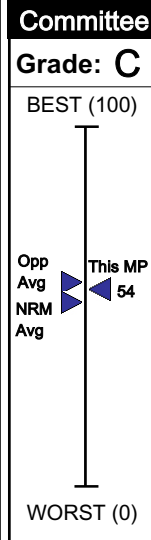
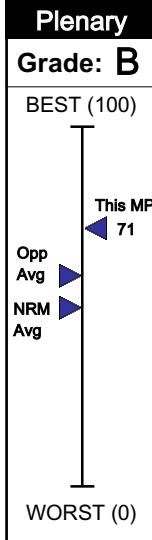
Parliament Average: ■ This MP: ■



Tindamanyire Kabondo Gaudioso



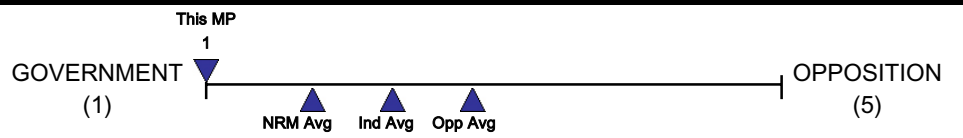
Constituency:	Bunyaruguru County
District:	Bushenyi
Status:	Committee Chairperson
Portfolio:	None
Party:	NRM
Committees:	National Economy, Finance



Performance

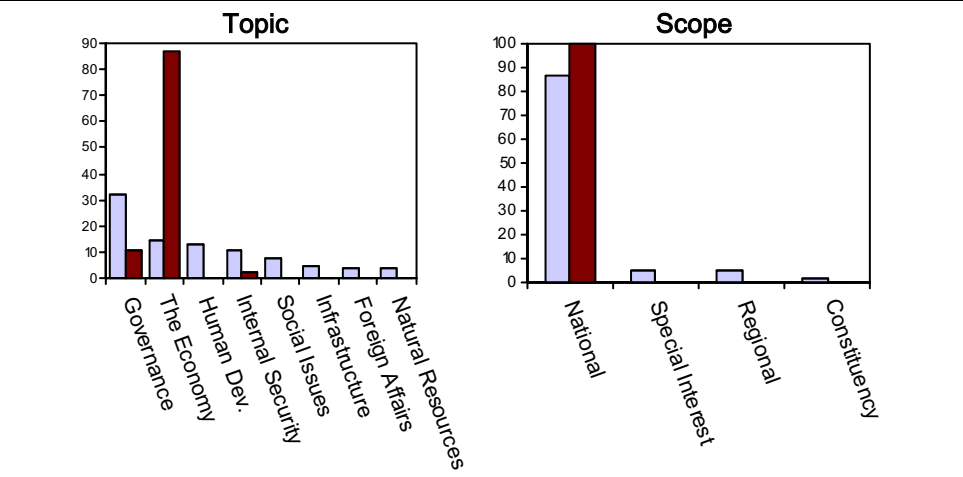
Plenary			Committee		
	Score	Percentile		Score	Percentile
Attendance	30 / 89	75	Attendance	17 / 39	53
Participation	161 / 117651	53	Participation	55 / 923	54
Influence	6 / 117651	62			

Political Position



Focus

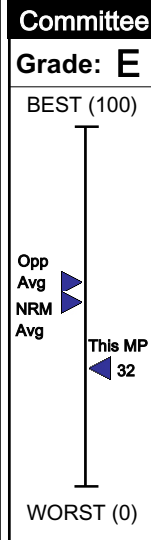
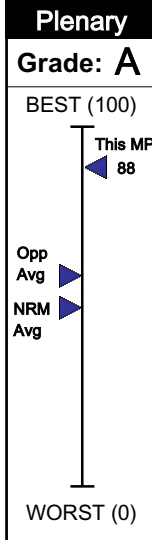
Parliament Average: █ This MP: █



Tinkasiimire Barnabas Ateenyi



Constituency:	Buyaga County
District:	Kibale
Status:	Backbencher
Portfolio:	None
Party:	NRM
Committees:	Equal Opportunities, ICT



Performance

Plenary		
	Score	Percentile
Attendance	45 / 89	97
Participation	566 / 117651	80
Influence	66 / 117651	72

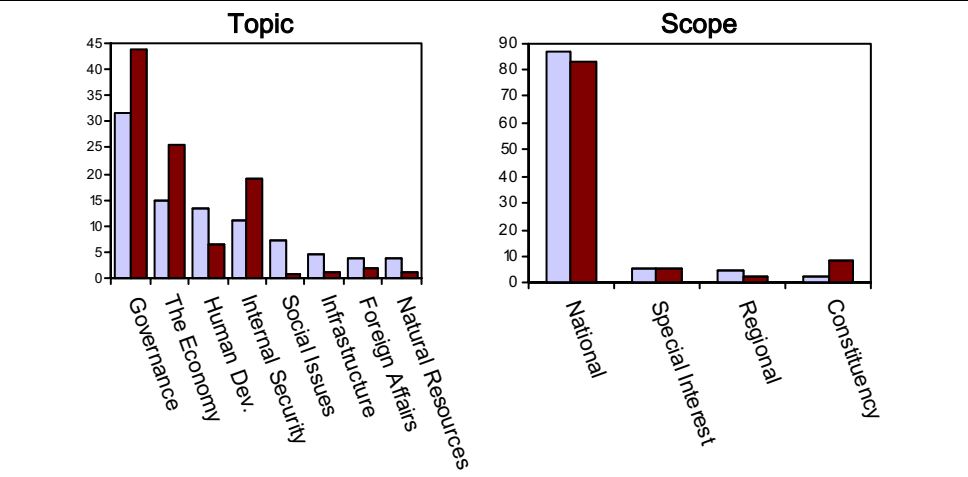
Committee		
	Score	Percentile
Attendance	25 / 53	59
Participation	104 / 4682	23

Political Position

INSUFFICIENT POSITION DATA AVAILABLE

Focus

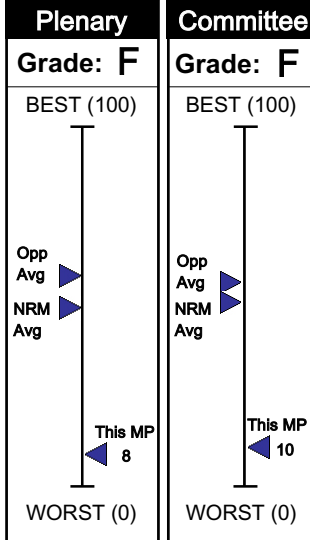
Parliament Average: ■ This MP: ■



Tinyefuza David



Constituency:	UPDF
District:	N/A
Status:	Backbencher
Portfolio:	None
Party:	N/A
Committees:	Legal and Parliamentary, National Economy



Performance

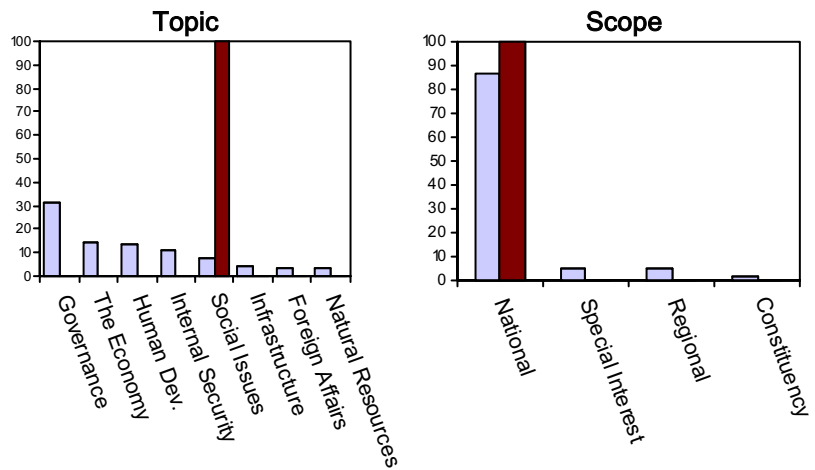
Plenary			Committee		
	Score	Percentile		Score	Percentile
Attendance	3 / 89	2	Attendance	1 / 84	4
Participation	73 / 117651	33	Participation	5 / 129	39
Influence	0 / 117651	0			

Political Position

INSUFFICIENT POSITION DATA AVAILABLE

Focus

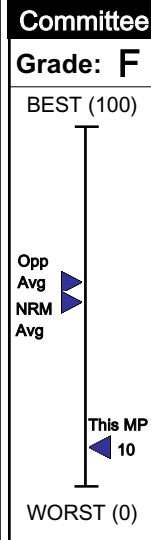
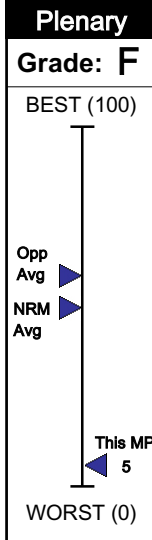
Parliament Average: ■ This MP: ■



Toolit Simon Akecha



Constituency:	Omoro County
District:	Gulu
Status:	Backbencher
Portfolio:	None
Party:	FDC
Committees:	Commissions, Tourism



Performance

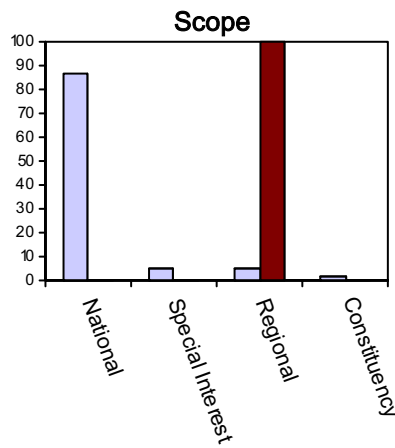
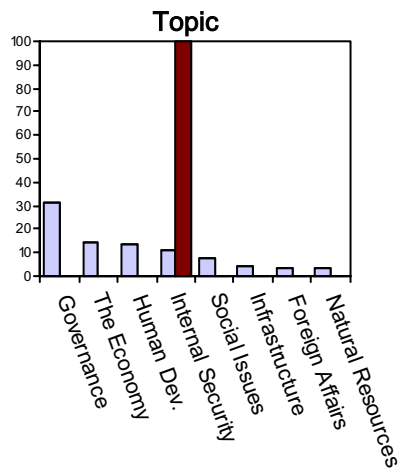
Plenary			Committee		
	Score	Percentile		Score	Percentile
Attendance	11 / 89	9	Attendance	8 / 50	18
Participation	7 / 117651	14	Participation	19 / 689	26
Influence	0 / 117651	0			

Political Position

INSUFFICIENT POSITION DATA AVAILABLE

Focus

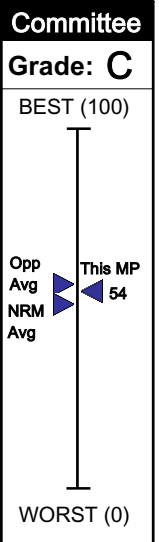
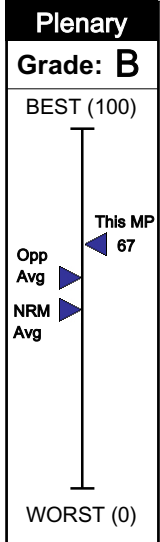
Parliament Average: ■ This MP: ■



Tubwita Bagaya Grace Bukenya



Constituency:	Women
District:	Nakasongola
Status:	Backbencher
Portfolio:	None
Party:	NRM
Committees:	Science & Technology, Infrastructure



Performance

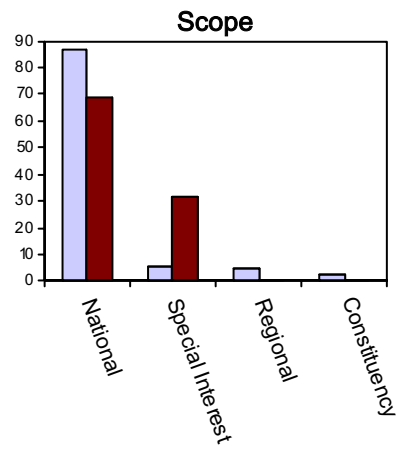
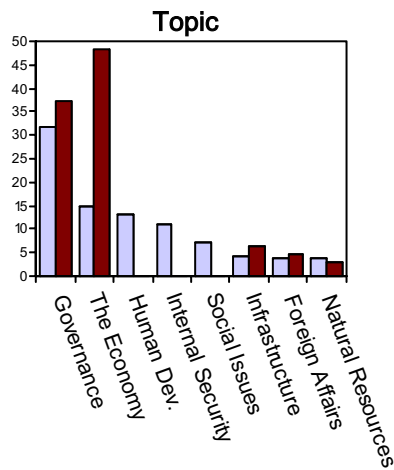
Plenary			Committee		
	Score	Percentile		Score	Percentile
Attendance	28 / 89	66	Attendance	45 / 58	97
Participation	141 / 117651	50	Participation	18 / 1964	11
Influence	11 / 117651	65			

Political Position

INSUFFICIENT POSITION DATA AVAILABLE

Focus

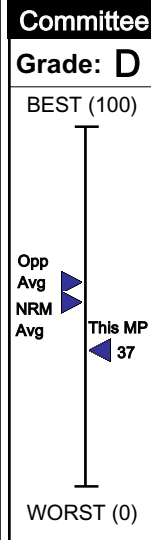
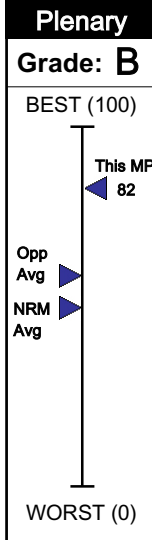
Parliament Average: ■ This MP: ■



Tuma Ruth



Constituency:	Women
District:	Jinja
Status:	Backbencher
Portfolio:	None
Party:	NRM
Committees:	Budget, Presidential Affairs



Performance

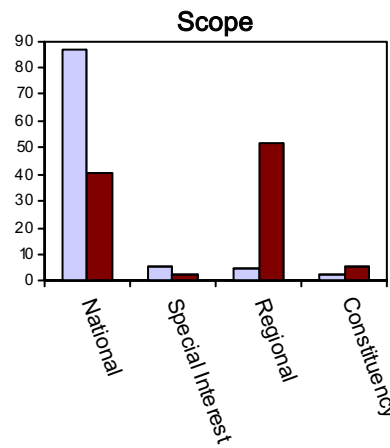
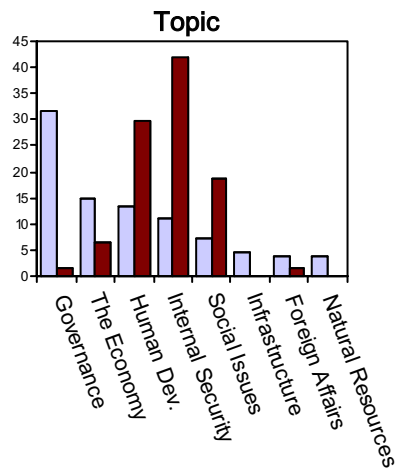
Plenary			Committee		
	Score	Percentile		Score	Percentile
Attendance	29 / 89	70	Attendance	23 / 41	71
Participation	309 / 117651	66	Participation	39 / 2107	21
Influence	886 / 117651	90			

Political Position

INSUFFICIENT POSITION DATA AVAILABLE

Focus

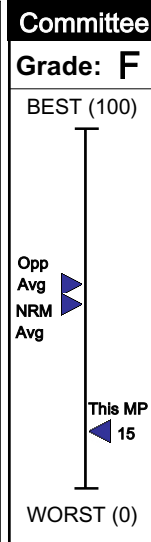
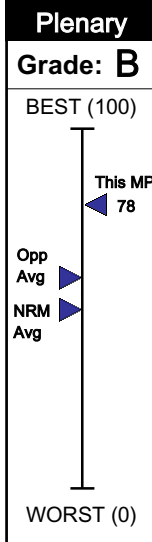
Parliament Average: ■ This MP: ■



Tumwebaze Kagiigi Frank



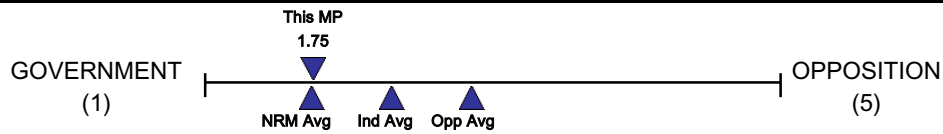
Constituency:	Kibale County
District:	Kamwenge
Status:	Backbencher
Portfolio:	None
Party:	NRM
Committees:	Public Accounts, Foreign Affairs



Performance

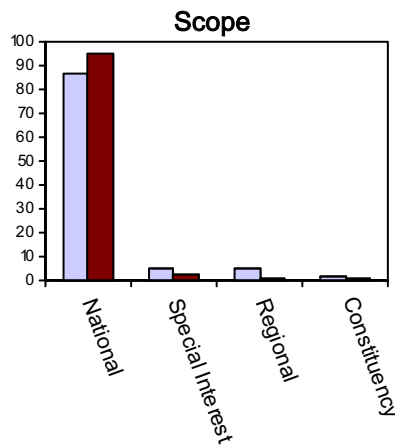
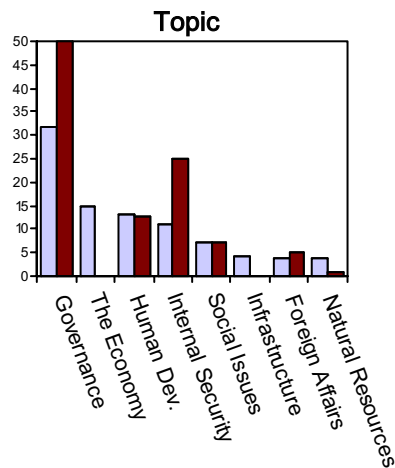
Plenary			Committee		
	Score	Percentile		Score	Percentile
Attendance	28 / 89	66	Attendance	27 / 100	31
Participation	365 / 117651	70	Participation	14 / 895	19
Influence	73 / 117651	73			

Political Position



Focus

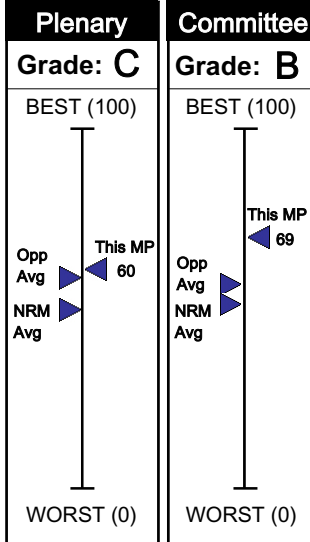
Parliament Average: ■ This MP: ■



Tumwesigye Elioda



Constituency:	Sheema County North
District:	Bushenyi
Status:	Committee Chairperson
Portfolio:	None
Party:	NRM
Committees:	Business, HIV/AIDS, Social Services, ICT



Performance

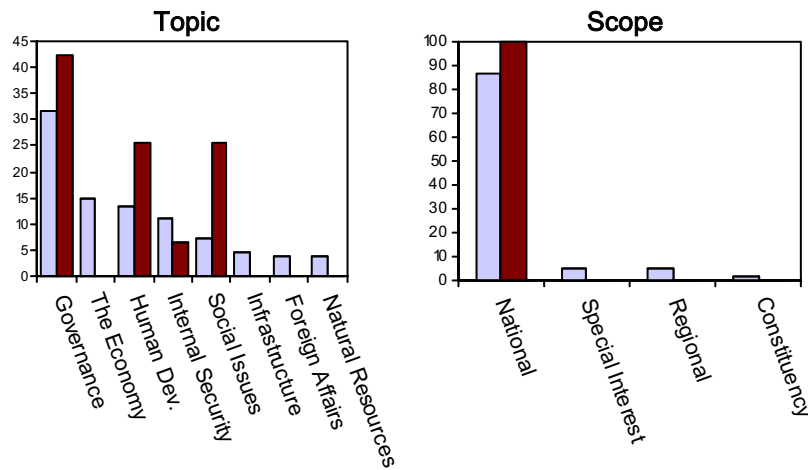
Plenary			Committee		
	Score	Percentile		Score	Percentile
Attendance	27 / 89	62	Attendance	20 / 73	31
Participation	77 / 117651	34	Participation	530 / 3161	86
Influence	36 / 117651	70			

Political Position

INSUFFICIENT POSITION DATA AVAILABLE

Focus

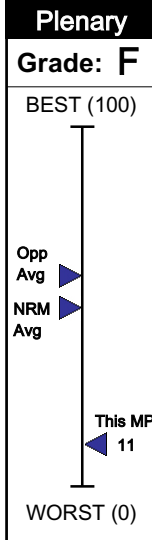
Parliament Average: ■ This MP: ■



Tumwine Elly Tuhirwe



Constituency:	UPDF
District:	N/A
Status:	Backbencher
Portfolio:	None
Party:	N/A
Committees:	ICT, Appointments



Committee
Grade: N/A
Not Available

Performance

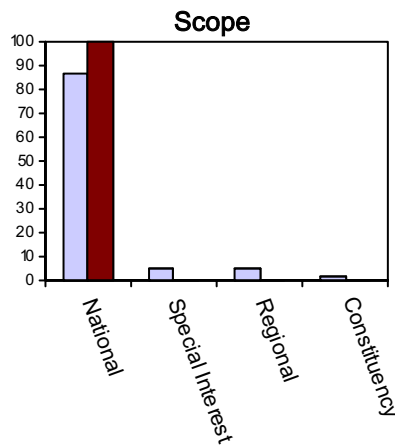
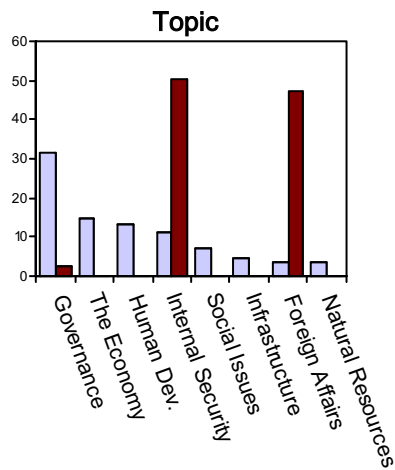
Plenary			Committee		
	Score	Percentile		Score	Percentile
Attendance	6 / 89	3	Attendance	4 / 42	11
Participation	87 / 117651	38	Participation	N/A	N/A
Influence	0 / 117651	0			

Political Position

INSUFFICIENT POSITION DATA AVAILABLE

Focus

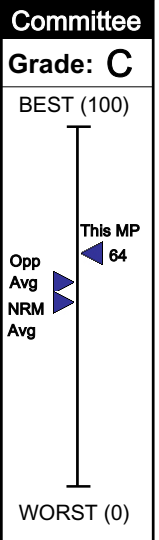
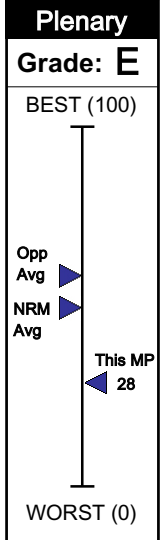
Parliament Average: ■ This MP: ■



Turyahikayo Kebirungi Mary Paula



Constituency:	Rubabo County
District:	Rukungiri
Status:	Backbencher
Portfolio:	None
Party:	NRM
Committees:	ICT, Government Assurances



Performance

Plenary		
	Score	Percentile
Attendance	27 / 89	62
Participation	0 / 117651	0
Influence	0 / 117651	0

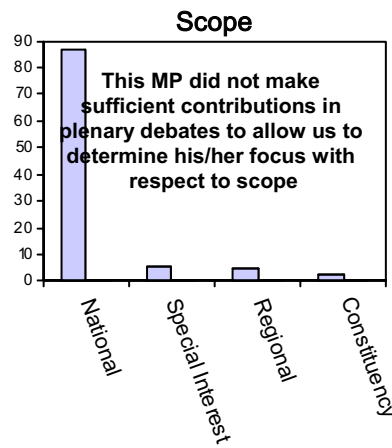
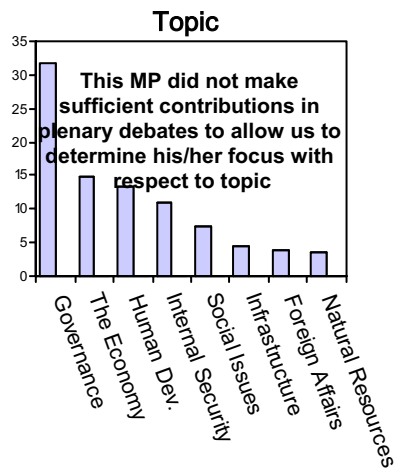
Committee		
	Score	Percentile
Attendance	33 / 54	79
Participation	186 / 5233	35

Political Position

INSUFFICIENT POSITION DATA AVAILABLE

Focus

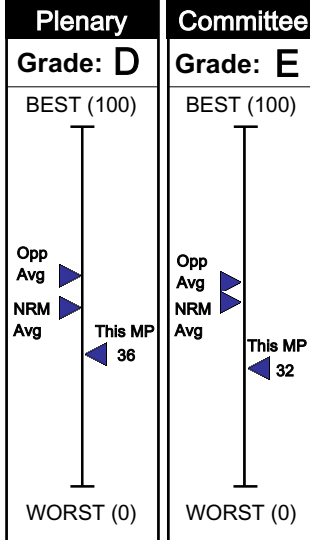
Parliament Average: This MP:



Tuunde Mary Marion Nalubega



Constituency:	Workers
District:	N/A
Status:	Backbencher
Portfolio:	None
Party:	NRM
Committees:	Public Service, Equal Opportunities, Rules



Performance

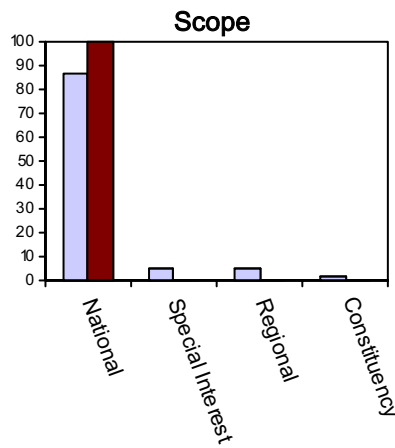
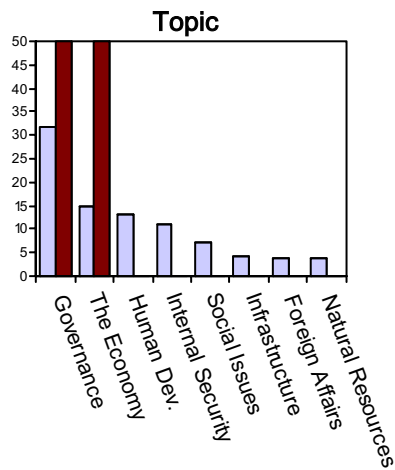
Plenary			Committee		
	Score	Percentile		Score	Percentile
Attendance	28 / 89	66	Attendance	25 / 62	49
Participation	7 / 117651	14	Participation	83 / 2448	33
Influence	0 / 117651	0			

Political Position

INSUFFICIENT POSITION DATA AVAILABLE

Focus

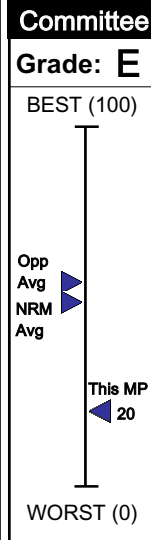
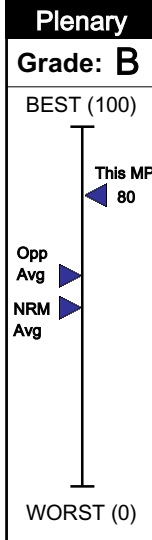
Parliament Average: ■ This MP: ■



Wacha Ben



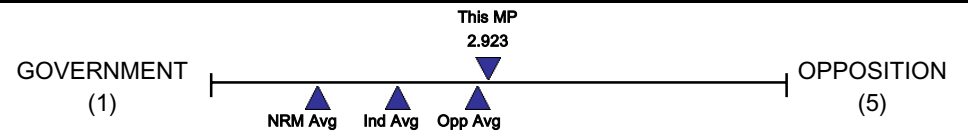
Constituency:	Oyam County North
District:	Oyam
Status:	Backbencher
Portfolio:	None
Party:	Independent
Committees:	Business, Legal and Parliamentary



Performance

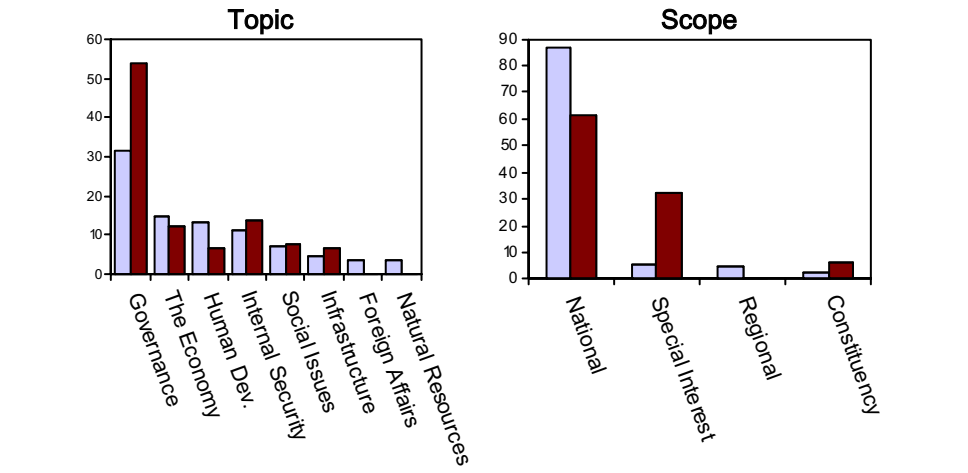
Plenary			Committee		
	Score	Percentile		Score	Percentile
Attendance	30 / 89	75	Attendance	14 / 74	20
Participation	376 / 117651	71	Participation	18 / 433	41
Influence	79 / 117651	73			

Political Position



Focus

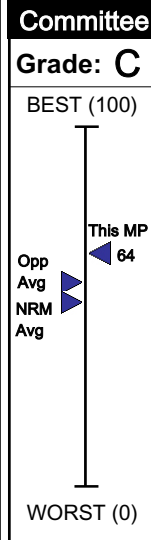
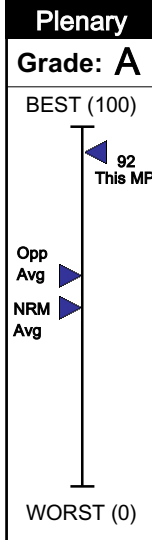
Parliament Average: ■ This MP: ■



Wadri Kassiano Ezati



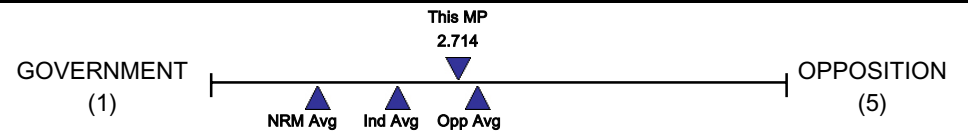
Constituency:	Terego County
District:	Arua
Status:	Backbencher
Portfolio:	None
Party:	FDC
Committees:	Agriculture, Business



Performance

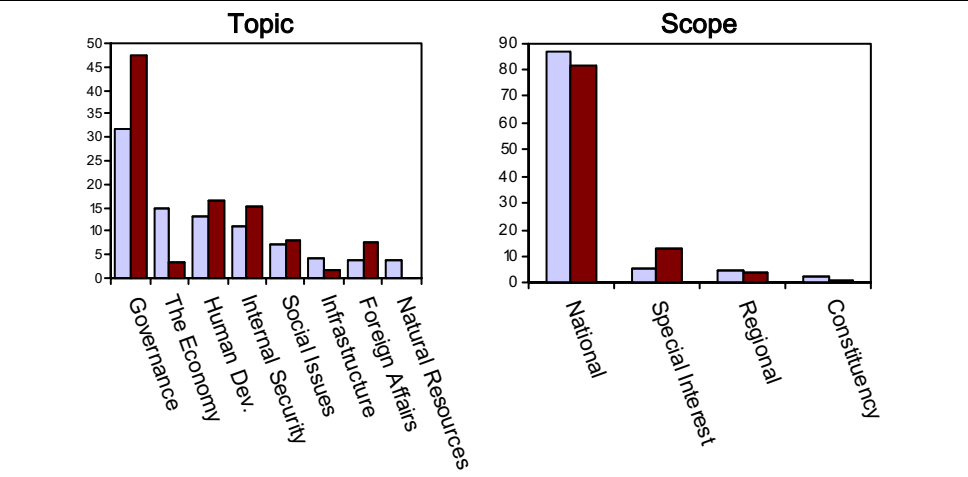
Plenary			Committee		
	Score	Percentile		Score	Percentile
Attendance	45 / 89	97	Attendance	15 / 45	39
Participation	1501 / 117651	96	Participation	63 / 529	75
Influence	89 / 117651	74			

Political Position



Focus

Parliament Average: ■ This MP: ■



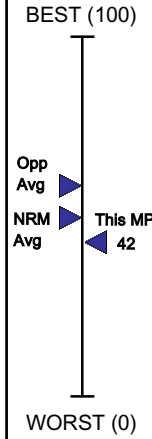
Wakikona Wandendeya David



Constituency: Manjiya County
District: Bududa
Status: Minister of State
Portfolio: Office of Prime Minister (Northern Uganda)
Party: NRM
Committees: N/A

Plenary
Grade: D

Committee
Grade: N/A

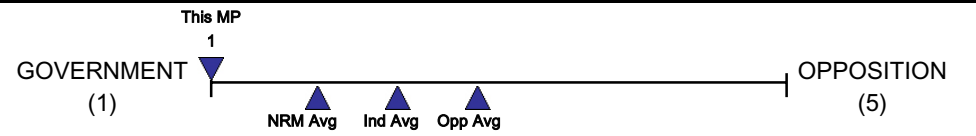


Not Available

Performance

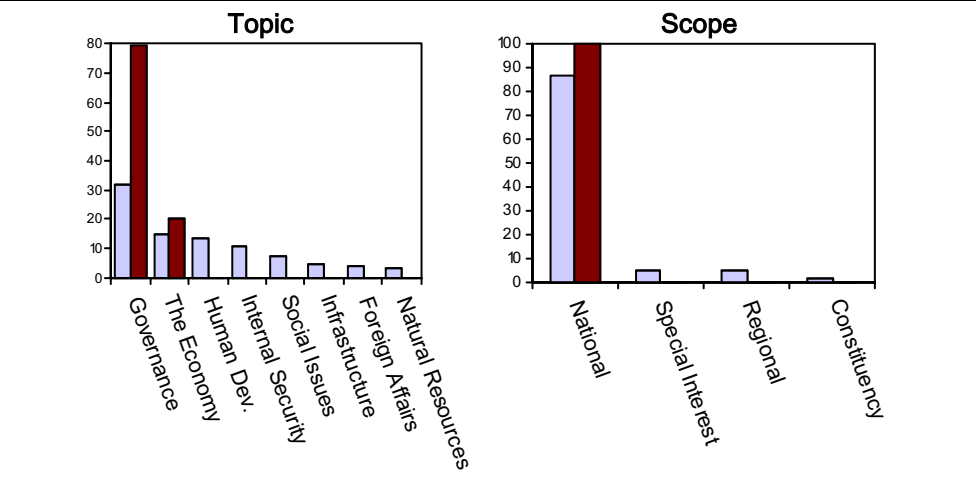
Plenary			Committee		
	Score	Percentile		Score	Percentile
Attendance	18 / 89	27	Attendance	N/A	N/A
Participation	341 / 117651	68	Participation	N/A	N/A
Influence	0 / 117651	0			

Political Position



Focus

Parliament Average: ■ This MP: ■

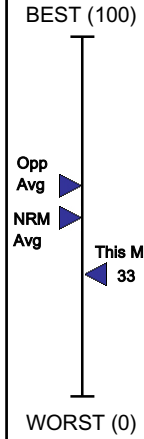


Wamakuyu Mudimi

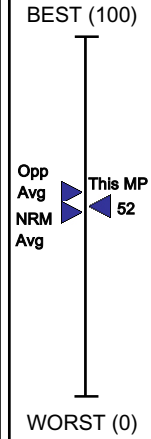


Constituency:	Bulambuli County
District:	Sironko
Status:	Backbencher
Portfolio:	None
Party:	NRM
Committees:	Finance, Budget

Plenary
Grade: **D**



Committee
Grade: **C**



Performance

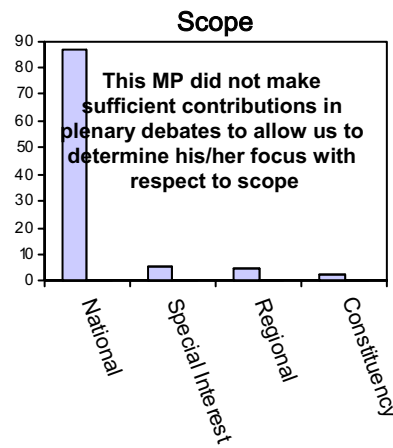
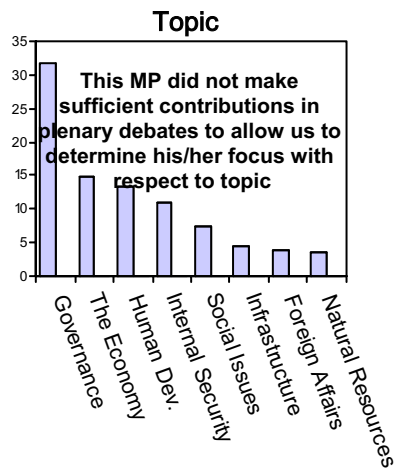
Plenary			Committee		
	Score	Percentile		Score	Percentile
Attendance	29 / 89	70	Attendance	35 / 47	94
Participation	0 / 117651	0	Participation	20 / 1984	11
Influence	0 / 117651	0			

Political Position

INSUFFICIENT POSITION DATA AVAILABLE

Focus

Parliament Average: This MP:



Wambuzi Gagawala Nelson



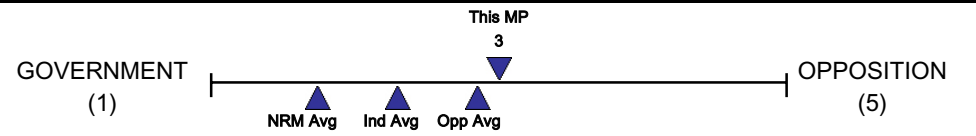
Constituency:	Bulamogi County
District:	Kaliro
Status:	Minister of State
Portfolio:	Trade, Tourism, Wildlife and Antiquities
Party:	NRM
Committees:	N/A

Plenary	Committee
Grade: D	Grade: N/A
BEST (100)	Not Available
Opp Avg	
NRM Avg	
This MP 41	
WORST (0)	

Performance

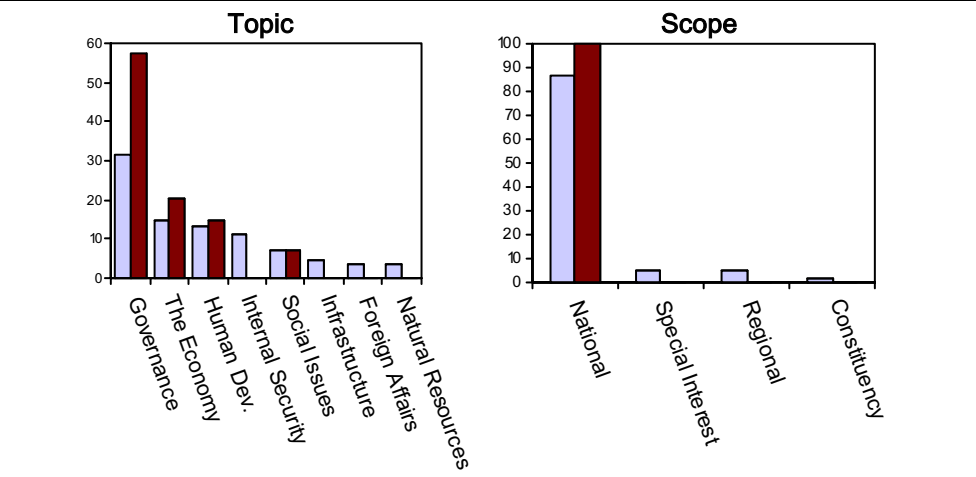
Plenary			Committee		
	Score	Percentile		Score	Percentile
Attendance	20 / 89	37	Attendance	N/A	N/A
Participation	167 / 117651	54	Participation	N/A	N/A
Influence	0 / 117651	0			

Political Position



Focus

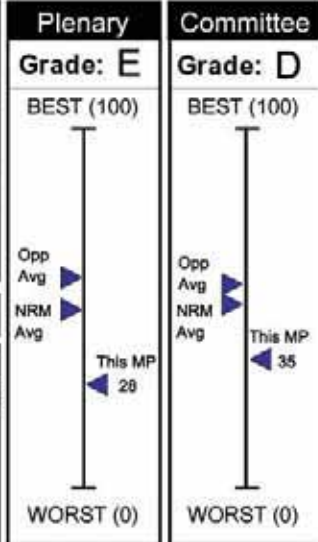
Parliament Average: ■ This MP: ■



Wangwa Rutangye Nagudi Erinah



Constituency:	Women
District:	Mbale
Status:	Backbencher
Portfolio:	None
Party:	NRM
Committees:	National Economy, ICT



Performance

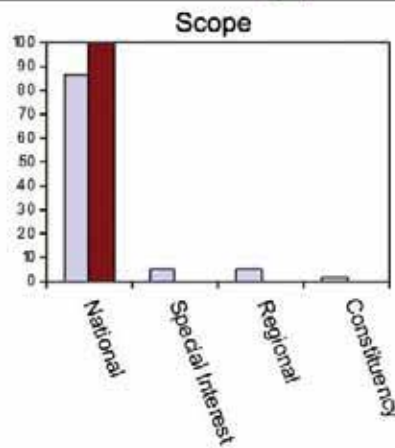
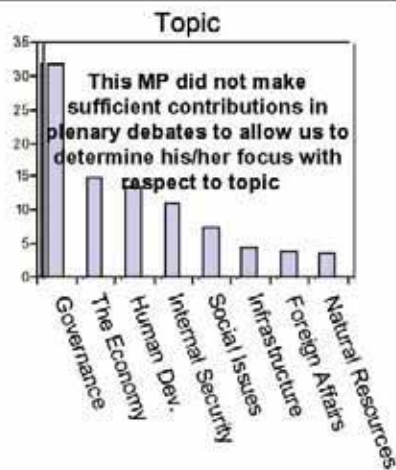
Plenary			Committee		
	Score	Percentile		Score	Percentile
Attendance	24/80	49	Attendance	21/45	58
Participation	33/117651	20	Participation	128/4022	30
Influence	0/117651	0			

Political Position

INSUFFICIENT POSITION DATA AVAILABLE

Focus

Parliament Average: This MP:

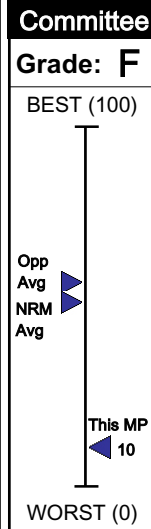
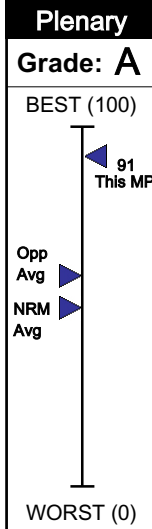


Wasike Stephen Mugi



Constituency: Samia-Bugwe Cnty. North
District: Busia
Status: Backbencher
Portfolio: None

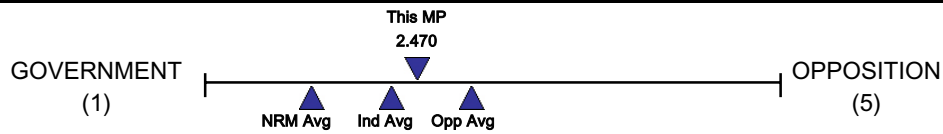
Party: NRM
Committees: Budget, Finance, Social Services



Performance

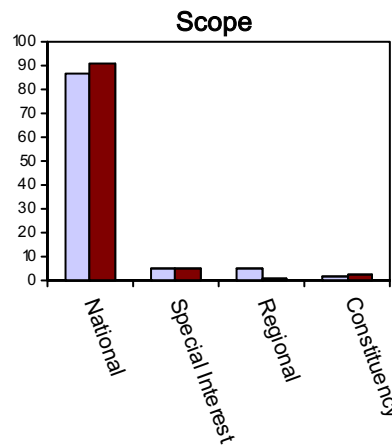
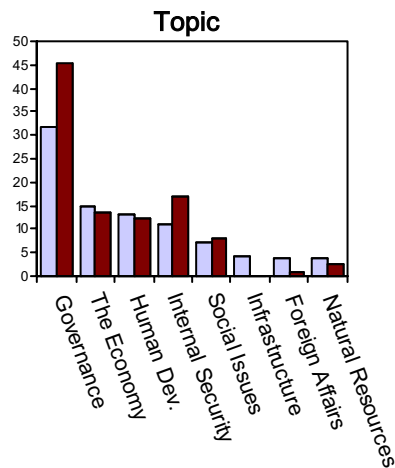
Plenary			Committee		
	Score	Percentile		Score	Percentile
Attendance	36 / 89	89	Attendance	4 / 72	6
Participation	472 / 117651	77	Participation	26 / 744	35
Influence	1958 / 117651	96			

Political Position



Focus

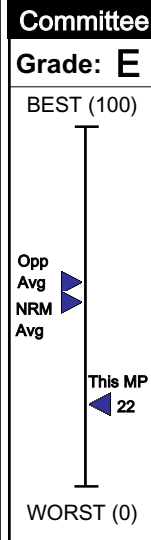
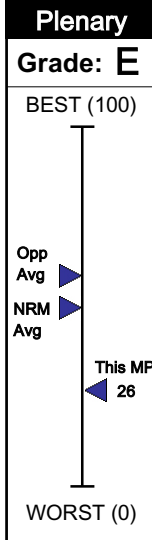
Parliament Average: ■ This MP: ■



Wonekha Oliver



Constituency:	Women
District:	Bududa
Status:	Backbencher
Portfolio:	None
Party:	NRM
Committees:	Agriculture



Performance

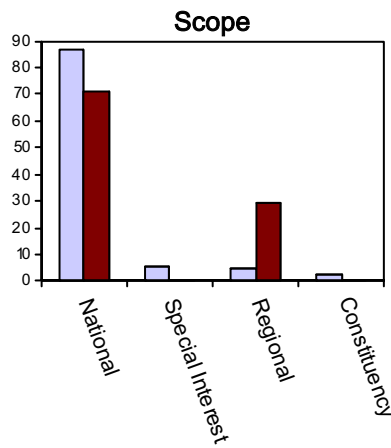
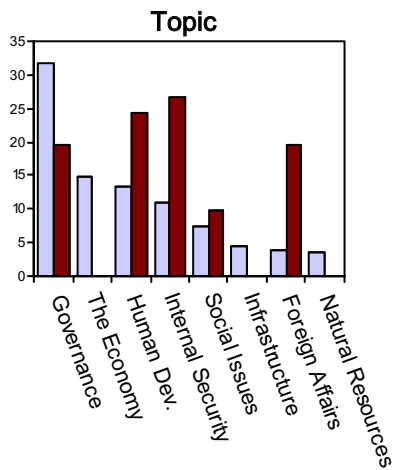
Plenary			Committee		
	Score	Percentile		Score	Percentile
Attendance	21 / 89	40	Attendance	9 / 45	22
Participation	41 / 117651	23	Participation	86 / 1784	46
Influence	0 / 117651	0			

Political Position

INSUFFICIENT POSITION DATA AVAILABLE

Focus

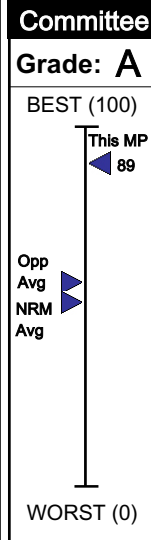
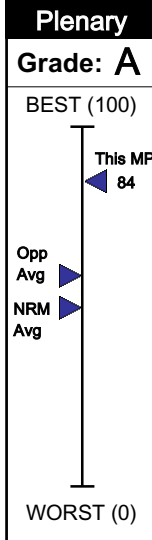
Parliament Average: ■ This MP: ■



Wopuwa George William



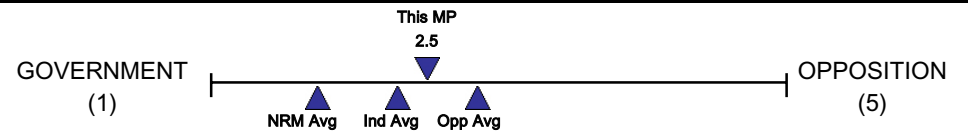
Constituency:	Bubulo County East
District:	Manafwa
Status:	Committee Chairperson
Portfolio:	None
Party:	NRM
Committees:	Local Government, Public Service, Business



Performance

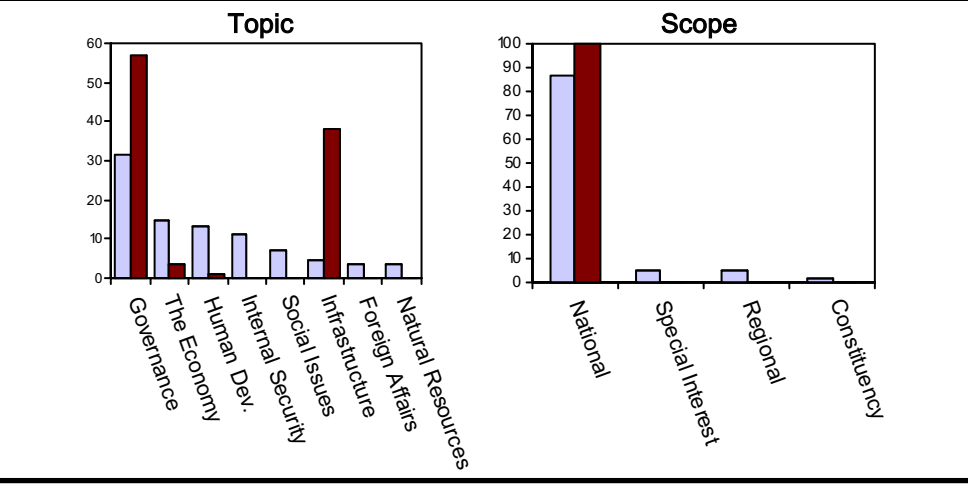
Plenary			Committee		
	Score	Percentile		Score	Percentile
Attendance	28 / 89	66	Attendance	56 / 96	75
Participation	691 / 117651	84	Participation	1137 / 9561	75
Influence	337 / 117651	82			

Political Position



Focus

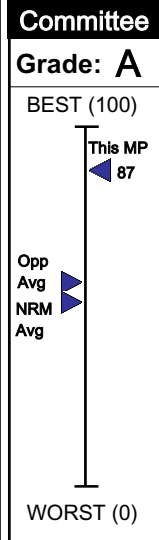
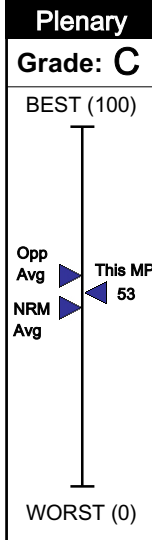
Parliament Average: ■ This MP: ■



Yiga Anthony



Constituency:	Kalungu County West
District:	Masaka
Status:	Backbencher
Portfolio:	None
Party:	NRM
Committees:	Public Service, Local Government



Performance

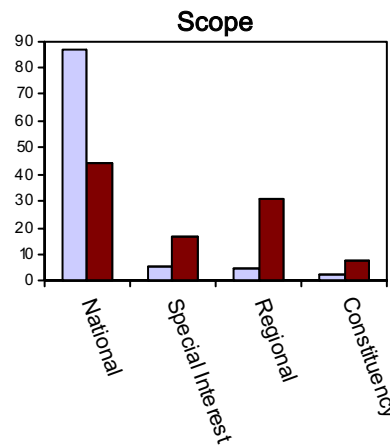
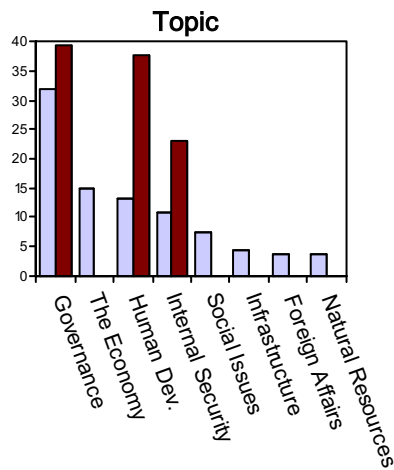
Plenary			Committee		
	Score	Percentile		Score	Percentile
Attendance	22 / 89	45	Attendance	75 / 96	97
Participation	113 / 117651	45	Participation	495 / 1E+0	41
Influence	4 / 117651	60			

Political Position

INSUFFICIENT POSITION DATA AVAILABLE

Focus

Parliament Average: ■ This MP: ■



SCORECARDS: EX OFFICIO MPs



Akandwanaho Salim Saleh Caleb



Status:	Minister of State
Portfolio:	Microfinance
Party:	N/A
Committees:	N/A

Plenary	
Rank: 13/13	
1. Suruma Ezra	
2. Nsibambi Apolo Robin	
3. Ruhakana Rugunda	
4. Kinobe Jimmy William	
5. Mbaguta Seezi	
6. Semakula Matiya Mulumba	
7. Kasirivu Atwoki Kyamanywa	
7. Muganwa Kajura Henry	
9. Kategaya Eriya	
10. Okello Oryem	
10. Muliira Ham	
10. Kagimu Kiwanuka	
13. Akandwanaho Caleb	

Performance

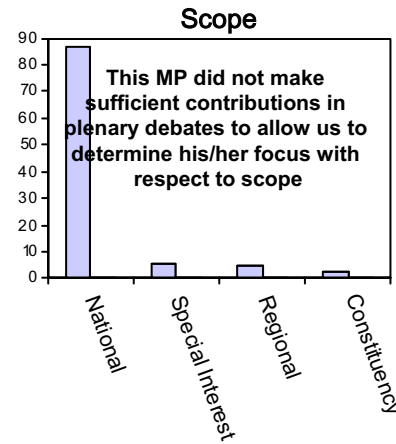
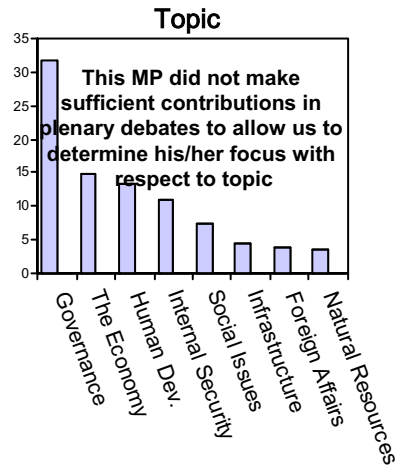
Plenary		
	Score	Rank
Attendance	1 / 89	13 / 13
Participation	0 / 117651	12 / 13
Influence	0 / 117651	8 / 13

Political Position

INSUFFICIENT POSITION DATA AVAILABLE

Focus

Parliament Average: This MP:



Kagimu Kiwanuka



Status:	Minister of State
Portfolio:	Office of Vice President (Economic Monitoring)
Party:	N/A
Committees:	N/A

Plenary	
Rank: 10/13	
1.	Suruma Ezra
2.	Nsibambi Apolo Robin
3.	Ruhakana Rugunda
4.	Kinobe Jimmy William
5.	Mbaguta Seezi
6.	Semakula Matiya Mulumba
7.	Kasirivu Atwoki Kyamanywa
7.	Muganwa Kajura Henry
9.	Kategaya Eriya
10.	Okello Oryem
10.	Muliira Ham
10.	Kagimu Kiwanuka
13.	Akandwanaho Caleb

Performance

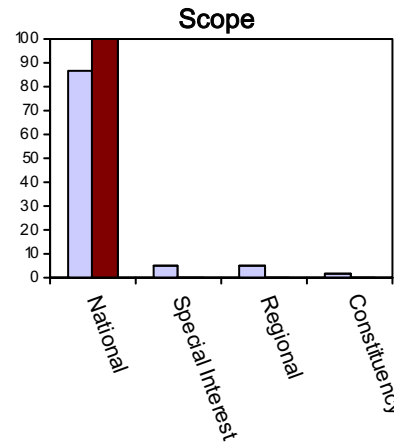
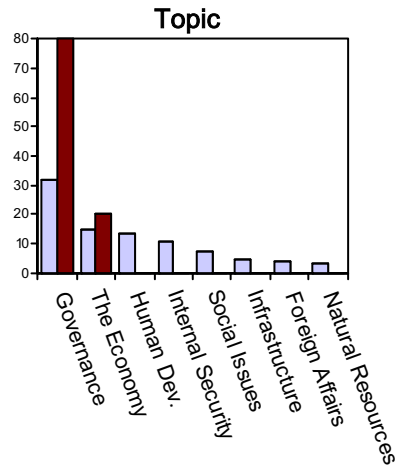
Plenary		
	Score	Rank
Attendance	4 / 89	10 / 13
Participation	5 / 117651	11 / 13
Influence	0 / 117651	8 / 13

Political Position

INSUFFICIENT POSITION DATA AVAILABLE

Focus

Parliament Average: ■ This MP: ■



Kasirivu Atwooki Kyamanywa



Status:	Minister of State
Portfolio:	Lands
Party:	N/A
Committees:	N/A

Plenary	
Rank:	7/13
1. Suruma Ezra 2. Nsibambi Apolo Robin 3. Ruhakana Rugunda 4. Kinobe Jimmy William 5. Mbaguta Seezi 6. Semakula Matiya Mulumba 7. Kasirivu Atwooki Kyamanywa 7. Muganwa Kajura Henry 9. Kategaya Eriya 10. Okello Oryem 10. Muliira Ham 10. Kagimu Kiwanuka 13. Akandwanaho Caleb	

Performance

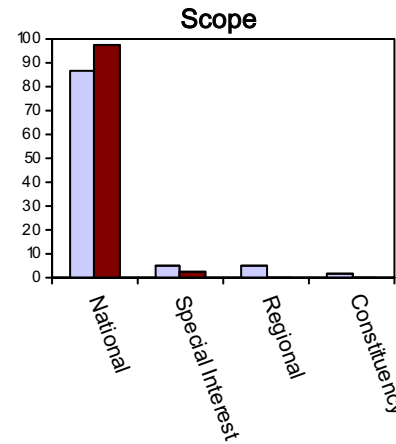
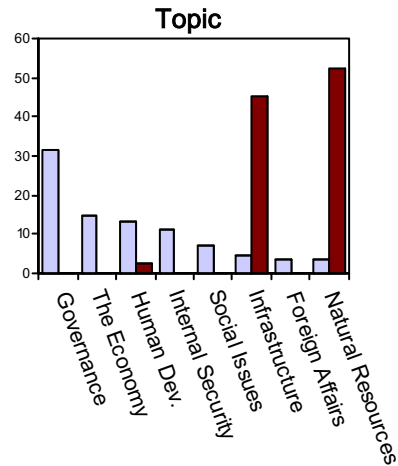
Plenary		
	Score	Rank
Attendance	12 / 89	5 / 13
Participation	235 / 117651	7 / 13
Influence	0 / 117651	8 / 13

Political Position

INSUFFICIENT POSITION DATA AVAILABLE

Focus

Parliament Average: ■ This MP: ■



Kategaya Eriya



Status:	Minister
Portfolio:	First DPM; East African Affairs
Party:	N/A
Committees:	N/A

Plenary	
Rank:	9/13
1. Suruma Ezra	
2. Nsibambi Apolo Robin	
3. Ruhakana Rugunda	
4. Kinobe Jimmy William	
5. Mbaguta Seezi	
6. Semakula Matiya Mulumba	
7. Kasirivu Atwoki Kyamanywa	
7. Muganwa Kajura Henry	
9. Kategaya Eriya	
10. Okello Oryem	
10. Muliira Ham	
10. Kagimu Kiwanuka	
13. Akandwanaho Caleb	

Performance

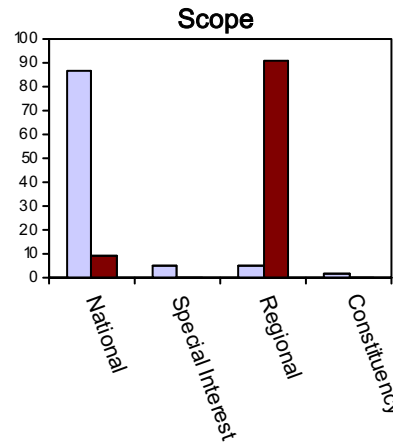
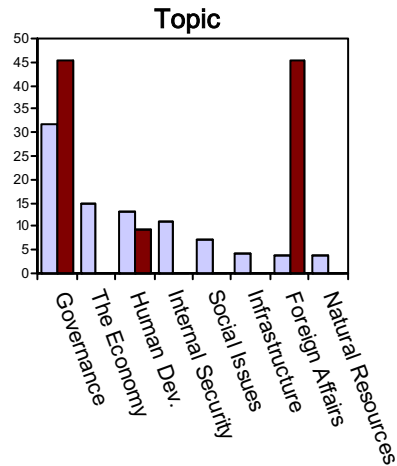
Plenary		
	Score	Rank
Attendance	2/89	11/13
Participation	667/117651	5/13
Influence	5/117651	7/13

Political Position

INSUFFICIENT POSITION DATA AVAILABLE

Focus

Parliament Average: This MP:



Kinobe Jimmy William



Status:	Minister of State
Portfolio:	Youth
Party:	N/A
Committees:	N/A

Plenary	
Rank:	4/13
1. Suruma Ezra	
2. Nsibambi Apolo Robin	
3. Ruhakana Rugunda	
4. Kinobe Jimmy William	
5. Mbaguta Seezi	
6. Semakula Matiya Mulumba	
7. Kasirivu Atwoki Kyamanywa	
7. Muganwa Kajura Henry	
9. Kategaya Eriya	
10. Okello Oryem	
10. Muliira Ham	
10. Kagimu Kiwanuka	
13. Akandwanaho Caleb	

Performance

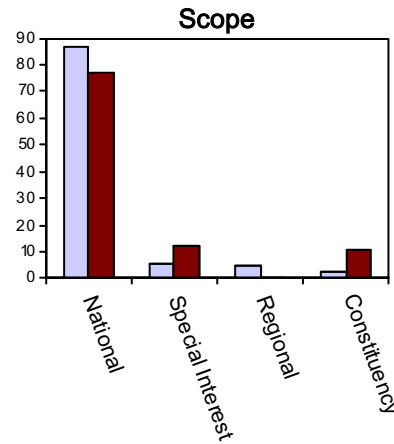
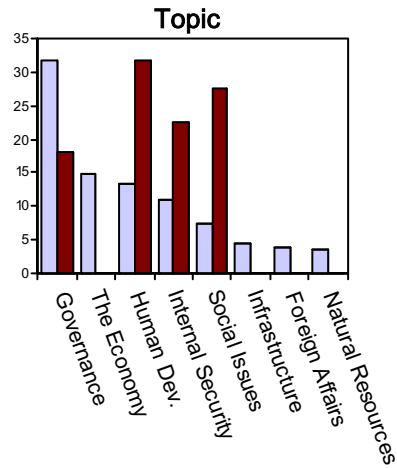
Plenary		
	Score	Rank
Attendance	13 / 89	4 / 13
Participation	819 / 117651	4 / 13
Influence	194 / 117651	6 / 13

Political Position

INSUFFICIENT POSITION DATA AVAILABLE

Focus

Parliament Average: ■ This MP: ■



Mbaguta Seezi



Status:	Minister of State
Portfolio:	Public Service
Party:	N/A
Committees:	N/A

Plenary	
Rank:	5/13
1.	Suruma Ezra
2.	Nsibambi Apolo Robin
3.	Ruhakana Rugunda
4.	Kinobe Jimmy William
5.	Mbaguta Seezi
6.	Semakula Matiya Mulumba
7.	Kasirivu Atwoki Kyamanywa
7.	Muganwa Kajura Henry
9.	Kategaya Eriya
10.	Okello Oryem
10.	Muliira Ham
10.	Kagimu Kiwanuka
13.	Akandwanaho Caleb

Performance

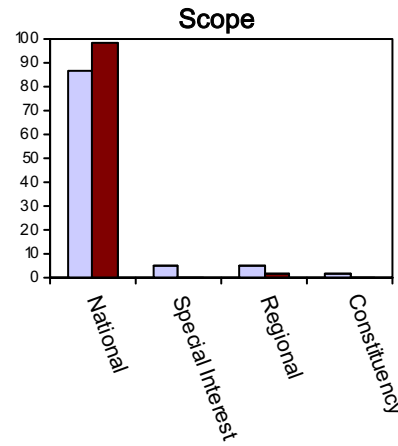
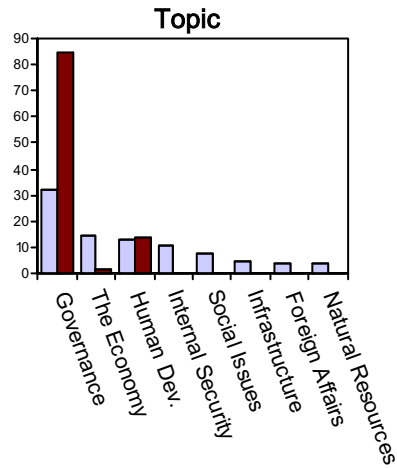
Plenary		
	Score	Rank
Attendance	29 / 89	2 / 13
Participation	212 / 117651	8 / 13
Influence	884 / 117651	5 / 13

Political Position

INSUFFICIENT POSITION DATA AVAILABLE

Focus

Parliament Average: ■ This MP: ■



Muganwa Kajura Henry



Status:	Minister
Portfolio:	Second DPM; Public Service
Party:	N/A
Committees:	N/A

Plenary	
Rank:	7/13
1.	Suruma Ezra
2.	Nsibambi Apolo Robin
3.	Ruhakana Rugunda
4.	Kinobe Jimmy William
5.	Mbaguta Seezi
6.	Semakula Matiya Mulumba
7.	Kasirivu Atwoki Kyamanywa
7.	Muganwa Kajura Henry
9.	Kategaya Eriya
10.	Okello Oryem
10.	Muliira Ham
10.	Kagimu Kiwanuka
13.	Akandwanaho Caleb

Performance

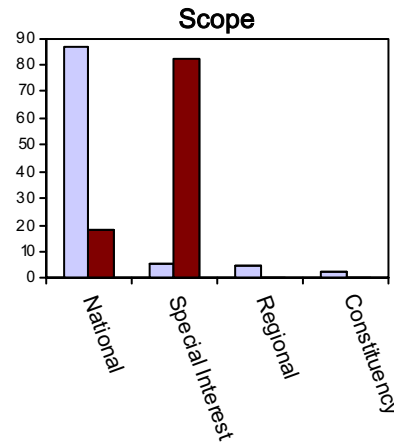
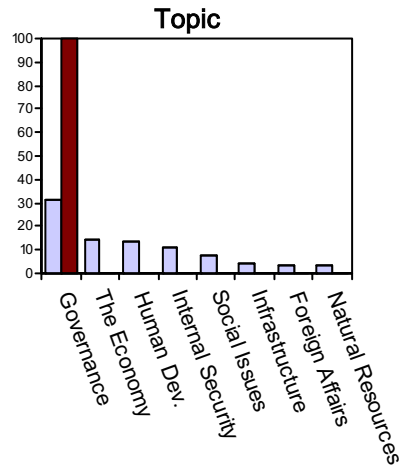
Plenary		
	Score	Rank
Attendance	25 / 89	3 / 13
Participation	189 / 117651	9 / 13
Influence	0 / 117651	8 / 13

Political Position

INSUFFICIENT POSITION DATA AVAILABLE

Focus

Parliament Average: ■ This MP: ■



Muliira Ham



Status:	Minister
Portfolio:	Information & Communication Technology
Party:	N/A
Committees:	N/A

Plenary

Rank: 10/13

1. Suruma Ezra
2. Nsibambi Apolo Robin
3. Ruhakana Rugunda
4. Kinobe Jimmy William
5. Mbaguta Seezi
6. Semakula Matiya Mulumba
7. Kasirivu Atwoki Kyamanywa
7. Muganwa Kajura Henry
9. Kategaya Eriya
10. Okello Oryem
- 10. Muliira Ham**
10. Kagimu Kiwanuka
13. Akandwanaho Caleb

Performance

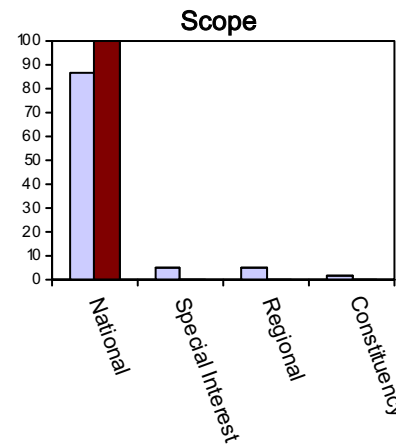
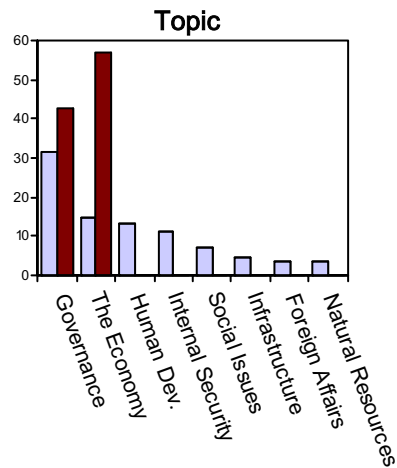
Plenary		
	Score	Rank
Attendance	2 / 89	11 / 13
Participation	28 / 117651	10 / 13
Influence	0 / 117651	8 / 13

Political Position

INSUFFICIENT POSITION DATA AVAILABLE

Focus

Parliament Average: ■ This MP: ■



Nsibambi Apolo Robin



Status:	Prime Minister
Portfolio:	None
Party:	NRM
Committees:	Business

Plenary	
Rank:	2/13
1.	Suruma Ezra
2.	Nsibambi Apolo Robin
3.	Ruhakana Rugunda
4.	Kinobe Jimmy William
5.	Mbaguta Seezi
6.	Semakula Matiya Mulumba
7.	Kasirivu Atwoki Kyamanywa
7.	Muganwa Kajura Henry
9.	Kategaya Eriya
10.	Okello Oryem
10.	Muliira Ham
10.	Kagimu Kiwanuka
13.	Akandwanaho Caleb

Performance

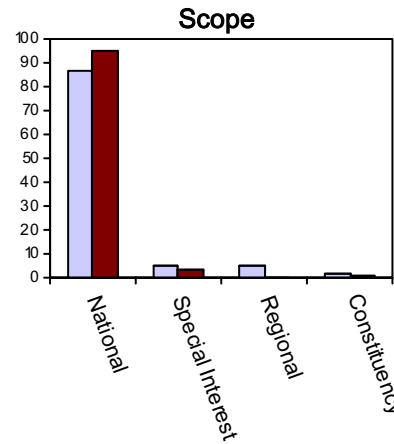
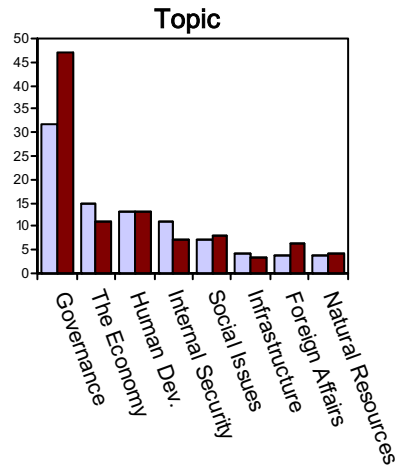
Plenary		
	Score	Rank
Attendance	45 / 89	1 / 13
Participation	1016 / 117651	3 / 13
Influence	1485 / 117651	4 / 13

Political Position



Focus

Parliament Average: This MP:



Okello Oryem



Status:	Minister of State
Portfolio:	Foreign Affairs
Party:	N/A
Committees:	N/A

Plenary	
Rank: 10/13	
1. Suruma Ezra	
2. Nsibambi Apolo Robin	
3. Ruhakana Rugunda	
4. Kinobe Jimmy William	
5. Mbaguta Seezi	
6. Semakula Matiya Mulumba	
7. Kasirivu Atwoki Kyamanywa	
7. Muganwa Kajura Henry	
9. Kategaya Eriya	
10. Okello Oryem	
10. Muliira Ham	
10. Kagimu Kiwanuka	
13. Akandwanaho Caleb	

Performance

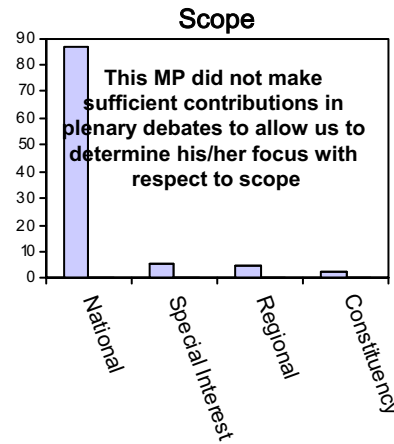
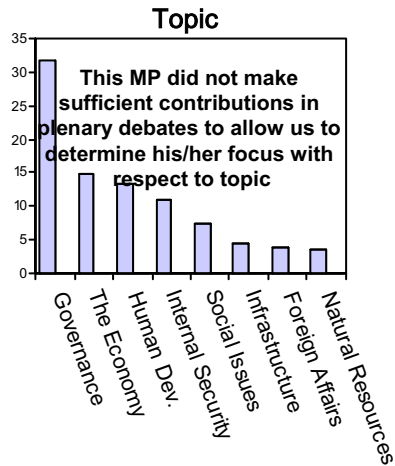
Plenary		
	Score	Rank
Attendance	6 / 89	9 / 13
Participation	0 / 117651	12 / 13
Influence	0 / 117651	8 / 13

Political Position

INSUFFICIENT POSITION DATA AVAILABLE

Focus

Parliament Average: This MP:



Ruhakana Rugunda



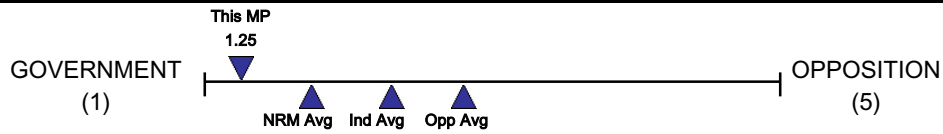
Status:	Minister
Portfolio:	Internal Affairs
Party:	NRM
Committees:	N/A

Plenary	
Rank:	3/13
1. Suruma Ezra	
2. Nsibambi Apolo Robin	
3. Ruhakana Rugunda	
4. Kinobe Jimmy William	
5. Mbaguta Seezi	
6. Semakula Matiya Mulumba	
7. Kasirivu Atwoki Kyamanywa	
7. Muganwa Kajura Henry	
9. Kategaya Eriya	
10. Okello Oryem	
10. Muliira Ham	
10. Kagimu Kiwanuka	
13. Akandwanaho Caleb	

Performance

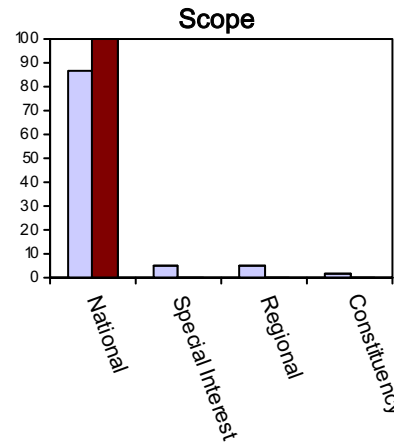
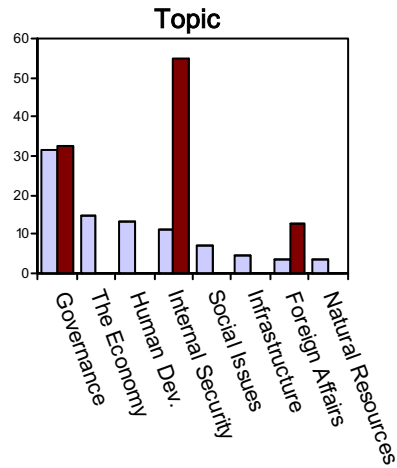
Plenary		
	Score	Rank
Attendance	9 / 89	7 / 13
Participation	1174 / 117651	2 / 13
Influence	2051 / 117651	2 / 13

Political Position



Focus

Parliament Average: This MP:



Semakula Kiwanuka Matiya Mulumba



Status:	Minister of State
Portfolio:	Investment
Party:	N/A
Committees:	N/A

Plenary	
Rank:	6/13
1.	Suruma Ezra
2.	Nsibambi Apolo Robin
3.	Ruhakana Rugunda
4.	Kinobe Jimmy William
5.	Mbaguta Seezi
6.	Semakula Matiya Mulumba
7.	Kasirivu Atwoki Kyamanywa
7.	Muganwa Kajura Henry
9.	Kategaya Eriya
10.	Okello Oryem
10.	Muliira Ham
10.	Kagimu Kiwanuka
13.	Akandwanaho Caleb

Performance

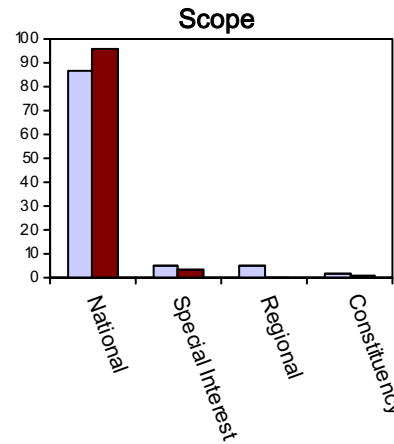
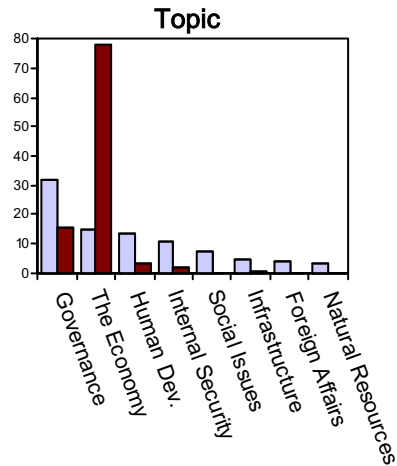
Plenary		
	Score	Rank
Attendance	8 / 89	8 / 13
Participation	432 / 117651	6 / 13
Influence	1952 / 117651	3 / 13

Political Position

INSUFFICIENT POSITION DATA AVAILABLE

Focus

Parliament Average: ■ This MP: ■



Suruma Ezra



Status:	Minister
Portfolio:	Finance
Party:	NRM
Committees:	N/A

Plenary

Rank: 1/13

1. Suruma Ezra
2. Nsibambi Apolo Robin
3. Ruhakana Rugunda
4. Kinobe Jimmy William
5. Mbaguta Seezi
6. Semakula Matiya Mulumba
7. Kasirivu Atwoki Kyamanywa
7. Muganwa Kajura Henry
9. Kategaya Eriya
10. Okello Oryem
10. Muliira Ham
10. Kagimu Kiwanuka
13. Akandwanaho Caleb

Performance

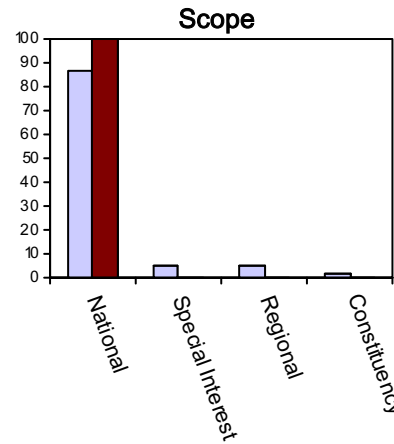
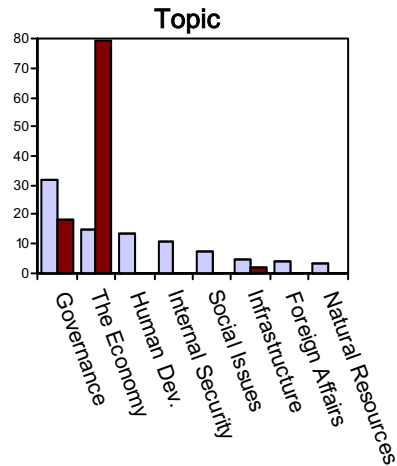
Plenary		
	Score	Rank
Attendance	12 / 89	5 / 13
Participation	1820 / 117651	1 / 13
Influence	4366 / 117651	1 / 13

Political Position



Focus

Parliament Average: This MP:



MP	District	Meetings Attended	Meetings Held	Percent Attended	Percentile
Ojwok Omwony	Abim	0	6	0%	0
Okori-Moe Janet Grace Akech	Abim	0	6	0%	0
Eriyo Jessica	Adjumani	1	8	13%	47
Piro Santos Eruaga	Adjumani	0	8	0%	0
Amali Caroline Okao	Amolatar	0	7	0%	0
Ojok B'Leo	Amolatar	1	7	14%	50
Acen Rhoda	Amuria	0	3	0%	0
Ecweru Musa Francis	Amuria	0	3	0%	0
Malinga Johnson	Amuria	0	3	0%	0
Aciro Concy	Amuru	0	8	0%	0
Nyeko Ocula Michael	Amuru	1	8	13%	47
Oyet Simon	Amuru	0	8	0%	0
Amongi Betty Ongom	Apac	0	3	0%	0
Anokbonggo Willy Washington	Apac	0	3	0%	0
Ebong David	Apac	1	3	33%	78
Ogwang John	Apac	0	3	0%	0
Aadroa Onzima Alex	Arua	1	7	14%	50
Akbar Hussein Godi	Arua	1	7	14%	50
Angufiru Margaret	Arua	0	7	0%	0
Arumadri John Drazu	Arua	0	7	0%	0
Bako Christine Abia	Arua	1	7	14%	50
Ejua Simon	Arua	0	7	0%	0
Wadri Kassiano Ezati	Arua	1	7	14%	50
Kabanda Sabano Pherry	Budaka	0	9	0%	0
Kiryapawo Loi Kageni	Budaka	0	9	0%	0
Wakikona Wandendeya David	Bududa	1	12	8%	43
Wonekha Oliver	Bududa	0	12	0%	0
Balingirira Abdul Nakendo	Bugiri	0	8	0%	0
Kasule Lumumba Justine	Bugiri	0	8	0%	0
Mukisa Fred Douglas Mwanja	Bugiri	0	8	0%	0
Ochieng Peter Patrick	Bugiri	0	8	0%	0
Akol Rose Okullu	Bukedea	0	7	0%	0
Oduman Albert Charles Okello	Bukedea	0	7	0%	0
Bartille Johnson Toskin	Bukwo	1	7	14%	50
Tete Chelangat Everline	Bukwo	1	7	14%	50
Mpairwe Beatrice	Buliisa	4	12	33%	78
Mukitale Biraahwa Stephen	Buliisa	5	12	42%	88
Alisemera Babiha Jane	Bundibugyo	0	6	0%	0
Bataringaya Kamanda Cos	Bundibugyo	1	6	17%	58
Matte Joseph Sibalingana	Bundibugyo	0	6	0%	0

MP	District	Meetings Attended	Meetings Held	Percent Attended	Percentile
Mugarra Kabagambe Francis	Bundibugyo	0	6	0%	0
Bazana Kabwegyere Tarsis	Bushenyi	1	7	14%	50
Bikwasizehi K. Deusdeddit	Bushenyi	0	7	0%	0
Busingye Karooro Okurut Mary	Bushenyi	1	7	14%	50
Kamuntu Ephraim	Bushenyi	0	7	0%	0
Nduhuura Richard	Bushenyi	1	7	14%	50
Otafiire Kahinda	Bushenyi	1	7	14%	50
Tindamanyire Kabondo Gaudioso	Bushenyi	0	7	0%	0
Tumwesigye Elioda	Bushenyi	1	7	14%	50
Munyira Wabwire Omusolo Rose	Busia	0	8	0%	0
Opio Gabriel	Busia	0	8	0%	0
Wasike Stephen Mugeni	Busia	2	8	25%	72
Dombo Lumala Emmanuel	Butaleja	3	6	50%	90
Hyuha Samali Dorothy	Butaleja	2	6	33%	78
Atim Ogwal Cecilia	Dokolo	0	6	0%	0
Okot Ogong Felix	Dokolo	0	6	0%	0
Aol Betty Ocan	Gulu	0	6	0%	0
Oceng D. Alex Penyto	Gulu	0	6	0%	0
Okumu Ronald Reagan	Gulu	1	6	17%	58
Toolit Simon Akecha	Gulu	0	6	0%	0
Byenkya Nyakaisiki Beatrice	Hoima	3	7	43%	89
Kyahurwenda Abwooli Tomson	Hoima	1	7	14%	50
Kiiza Rwebembera James	Hoima	3	7	43%	89
Byabagambi John	Ibanda	0	6	0%	0
Guma Gumisiriza David	Ibanda	0	6	0%	0
Kibojana Margaret N.	Ibanda	0	6	0%	0
Baliddawa Edward Kafufu	Iganga	1	4	25%	72
Kirunda Kivejinja Ali Muwabe	Iganga	0	4	0%	0
Magoola Zirabamuzale Beatrice M	Iganga	0	4	0%	0
Mulumba Meddie B.	Iganga	1	4	25%	72
Muwuma Milton Kalulu	Iganga	1	4	25%	72
Bakunda Alex Byarugaba	Isingiro	3	6	50%	90
Byanyima Nathan	Isingiro	3	6	50%	90
Kyokuhairwa Kyaka Viccy	Isingiro	2	6	33%	78
Rwamirama Kanyontore Bright	Isingiro	2	6	33%	78
Igeme Nathan Nabeta	Jinja	0	6	0%	0
Kasigwa Harry	Jinja	0	6	0%	0
Mbagadhi Frederick Nkayi	Jinja	0	6	0%	0
Migereko Daudi	Jinja	0	6	0%	0
Tuma Ruth	Jinja	0	6	0%	0
Lokodo Simon	Kaabong	1	6	17%	58
Nakwang Christine Tubbo	Kaabong	1	6	17%	58

MP	District	Meetings Attended	Meetings Held	Percent Attended	Percentile
Ahabwe Godfrey Perezza	Kabale	4	8	50%	90
Bahati David	Kabale	4	8	50%	90
Banyenzaki Henry	Kabale	0	8	0%	0
Byanagwa Samuel Rwamafa	Kabale	4	8	50%	90
Mwesigye Ruhindi Hope	Kabale	4	8	50%	90
Niwagaba Wilfred	Kabale	4	8	50%	90
Rukundo Serapio	Kabale	4	8	50%	90
Kaliba Steven	Kabarole	1	6	17%	58
Kasaija Stephen Kagwera	Kabarole	2	6	33%	78
Mugisa Muhanga Margaret	Kabarole	2	6	33%	78
Mwesige Adolf Kasaija	Kabarole	2	6	33%	78
Ekwau Ibi Florence	Kaberamaido	2	6	33%	78
Emigu Julius Peter	Kaberamaido	3	6	50%	90
Euku Simon Ross	Kaberamaido	0	6	0%	0
Badda Fred	Kalangala	0	7	0%	0
Kabuusu Moses Wagaba	Kalangala	1	7	14%	50
Nvumetta Lutaya Kavuma Ruth	Kalangala	0	7	0%	0
Kisira Margaret Mbeiza	Kaliro	0	6	0%	0
Wambuzi Gagawala Nelson	Kaliro	0	6	0%	0
Balikowa Henry	Kamuli	4	6	67%	97
Kiyingi Asuman	Kamuli	2	6	33%	78
Menhya Gerald Simon	Kamuli	2	6	33%	78
Musumba Isaac Isanga	Kamuli	0	6	0%	0
Byamukama Nulu	Kamwenge	0	6	0%	0
Hashaka Kabahweza Florence	Kamwenge	2	6	33%	78
Tumwebaze Kagiigi Frank	Kamwenge	3	6	50%	90
Baryomunsi Chris	Kanungu	1	6	17%	58
Kyatuheire Jacqueline	Kanungu	1	6	17%	58
Mbabazi Amama	Kanungu	1	6	17%	58
Arapkissa Yekko John	Kapchorwa	2	6	33%	78
Chekamondo Rukiya Kulany	Kapchorwa	1	6	17%	58
Sabila Herbert Kaale	Kapchorwa	1	6	17%	58
Kibanzanga Christopher M.	Kasese	0	5	0%	0
Kiiza Winifred	Kasese	0	5	0%	0
Kithende Apolinaris	Kasese	0	3	0%	0
Kiyonga Chrispus Walter Bazarra	Kasese	0	5	0%	0
Kyetunda Muhindo Elijah	Kasese	2	5	40%	85
Alupo Jessica R. Epel	Katakwi	1	6	17%	58
Oleny Charles Ojok	Katakwi	1	6	17%	58
Kazibwe Musisi Tom	Kayunga	1	7	14%	50
Madada Kyebakoze Sulaiman	Kayunga	2	7	29%	76
Nayiga Florence Ssekabira	Kayunga	2	7	29%	76

MP	District	Meetings Attended	Meetings Held	Percent Attended	Percentile
Nyombi Nansubuga Sarah	Kayunga	1	7	14%	50
Bakeine Mabel L. K.	Kibaale	1	9	11%	44
Kasaija Matia	Kibaale	1	9	11%	44
Sekitoleko Kabonesa Julient	Kibaale	1	9	11%	44
Tinkasiimire Barnabas Ateenyi	Kibaale	0	9	0%	0
Nankabirwa Ssentamu Ruth	Kiboga	0	6	0%	0
Ndawula Kaweesi Edward	Kiboga	2	6	33%	78
Serunjogi Lastus Katende	Kiboga	0	6	0%	0
Barumba Beatrice Rusaniya	Kiruhura	0	6	0%	0
Mugenyi Rutamwebwa Mary	Kiruhura	0	6	0%	0
Nasasira John	Kiruhura	0	6	0%	0
Bahane Niyibizi Silver	Kisoro	1	6	17%	58
Bucyanayandi Tress	Kisoro	0	6	0%	0
Buturo Nsaba James	Kisoro	0	6	0%	0
Kwizera Eudia	Kisoro	0	6	0%	0
Atim Anywar O. Beatrice	Kitgum	1	13	8%	43
Okello Okello John Livingstone	Kitgum	1	13	8%	43
Onek Obaloker Hilary	Kitgum	1	13	8%	43
Baba Diri Margaret	Koboko	3	10	30%	77
Baba James Boliba	Koboko	4	10	40%	85
Achila Alepar Margaret	Kotido	1	6	17%	58
Lokii Peter Abrahams	Kotido	1	6	17%	58
Akior Agnes Egunyu	Kumi	0	0	N/A	N/A
Amuriat Oboi Patrick	Kumi	0	0	N/A	N/A
Epetait Francis	Kumi	0	0	N/A	N/A
Butime Rwakaikara Tom	Kyenjojo	0	5	0%	0
Kajara Aston Peterson	Kyenjojo	0	5	0%	0
Katongole Badhul	Kyenjojo	0	5	0%	0
Kwebiha Joyce	Kyenjojo	0	5	0%	0
Akena James Micheal Jimmy	Lira	1	6	17%	58
Amuge Rebecca Otengo	Lira	1	6	17%	58
Angiro Gutomoi Charles	Lira	1	6	17%	58
Atubo Omara Daniel	Lira	0	6	0%	0
Obua Ogwal Benson	Lira	1	6	17%	58
Odit John	Lira	1	6	17%	58
Byandala Abraham James	Luwero	2	5	40%	85
Khiddu Makubuya Edward	Luwero	2	5	40%	85
Lukwago Rebbecca Nalwaga	Luwero	2	5	40%	85
Sekyanzi Ndawula Ali	Luwero	3	5	60%	96
Kakooza James	Lyantonde	3	7	43%	89
Namara Grace	Lyantonde	1	7	14%	50
Bukeni Gyabi Fred	Manafwa	1	8	13%	47

MP	District	Meetings Attended	Meetings Held	Percent Attended	Percentile
Kayagi Sarah Netalisire	Manafwa	1	8	13%	47
Wopuwa George William	Manafwa	0	8	0%	0
Alintuma Nsambu John.C	Masaka	0	9	0%	0
Birekeraawo Nsubuga Mathius	Masaka	1	9	11%	44
Kawanga John Baptist	Masaka	1	9	11%	44
Kitatta Aboud	Masaka	0	9	0%	0
Lubyayi Iddi Kisiki	Masaka	0	9	0%	0
Mugerwa Sauda K. N	Masaka	0	9	0%	0
Sejjoba Issac	Masaka	1	9	11%	44
Yiga Anthony	Masaka	0	9	0%	0
Bintu Abwooli Lukumu Jalia	Masindi	1	8	13%	47
Kaahwa Erisa Ammoti	Masindi	2	8	25%	72
Kabakumba Labwoni Masiko Princess	Masindi	1	8	13%	47
Owor Amooti Otada	Masindi	1	8	13%	47
Bagiire Aggrey Henry	Mayuge	1	7	14%	50
Kubeketerya James	Mayuge	1	7	14%	50
Kyeyago Jowali Kakwa	Mayuge	0	7	0%	0
Nakadama Isanga Lukia	Mayuge	1	7	14%	50
Gudozi Yahaya	Mbale	2	6	33%	78
Kafabusa Werikhe Michael	Mbale	0	6	0%	0
Kajeke Wilfred	Mbale	1	6	17%	58
Wangwa Rutangye Nagudi Erinah	Mbale	0	6	0%	0
Arimpa Kigyagi John	Mbarara	2	6	33%	78
Boona Emma	Mbarara	2	6	33%	78
Ngabirano Charlse	Mbarara	2	6	33%	78
Tibamanya Urban P.K	Mbarara	1	6	17%	58
Kaddumukasa Ssozi Jerome	Mityana	3	8	38%	84
Katende Gordon Sematiko	Mityana	5	8	63%	97
Nyanzi Vincent Makumbi	Mityana	0	8	0%	0
Ssinabulya Sylvia Namabidde	Mityana	3	8	38%	84
Abura Pirir Samuel	Moroto	0	9	0%	0
Achia Terence Naco	Moroto	1	9	11%	44
Namoe Stella	Moroto	1	9	11%	44
Ogwel Loote Sammy	Moroto	0	9	0%	0
Apilinga Moses Tako	Moyo	0	4	0%	0
Auru Anne	Moyo	2	4	50%	90
Fungaroo Kaps Hassan	Moyo	1	4	25%	72
Kaddunabbi Lubega Ibrahim.I	Mpigi	1	7	14%	50
Lubyayi John-Bosco Sseguya	Mpigi	0	7	0%	0
Mutuluza Peter Claver Barnabas	Mpigi	0	7	0%	0
Najjemba Rosemary Muyinda	Mpigi	0	7	0%	0

MP	District	Meetings Attended	Meetings Held	Percent Attended	Percentile
Namirembe Bitamazire Geraldine	Mpigi	0	7	0%	0
Bwerere Kasole Lwanga Edward	Mubende	3	6	50%	90
Najjuma Faridah Kasasa	Mubende	5	6	83%	98
Nyombi Thembo George William	Mubende	1	6	17%	58
Ssalabaya Haruuna	Mubende	3	6	50%	90
Bakaluba Mukasa Peter	Mukono	2	5	40%	85
Kakoba Onyango	Mukono	3	5	60%	96
Mugambe Kif'Omusana Joseph	Mukono	1	5	20%	71
Mukasa Anthony Harris	Mukono	0	5	0%	0
Mukwaya Balunzi Janat	Mukono	4	5	80%	98
Muwulize Norman Ibrahim	Mukono	4	5	80%	98
Nalugo Sekiziyivu Mary Margaret	Mukono	5	5	100%	100
Nsubuga William	Mukono	2	5	40%	85
Achia Remigio	Nakapiripirit	0	5	0%	0
Iriama Rose	Nakapiripirit	2	5	40%	85
Kiyonga Francis Adamson	Nakapiripirit	3	5	60%	96
Lokeris Peter Aimat	Nakapiripirit	2	5	40%	85
Bbumba Syda Namirembe	Nakaseke	0	8	0%	0
Namayanja Rose Nsereko	Nakaseke	0	8	0%	0
Nyombi Peter	Nakasongola	0	6	0%	0
Tubwita Bagaya Grace	Nakasongola	1	6	17%	58
Mukose Moses Mutabaali	Namutumba	1	5	20%	71
Nyago Lydia Kibwika	Namutumba	2	5	40%	85
Akumu Mavenjina Catherine	Nebbi	0	6	0%	0
D'Ujanga Giw Simon	Nebbi	0	6	0%	0
Jachan-Omach Mandir Fred	Nebbi	0	6	0%	0
Ringe Chan David	Nebbi	0	6	0%	0
Museveni Janet Kataaha	Ntungamo	2	6	33%	78
Rukutana Mwesigwa	Ntungamo	0	6	0%	0
Rwakimari Beatrice	Ntungamo	1	6	17%	58
Tashobya N. Stephen	Ntungamo	0	6	0%	0
Amongi Beatrice Lagada	Oyam	0	7	0%	0
Okulo Epak Yefusa	Oyam	0	7	0%	0
Wacha Ben	Oyam	0	7	0%	0
Akello Judith Franca	Pader	3	6	50%	90
Odonga Otto Jr.S	Pader	5	6	83%	98
Ogenga Latigo Morris.W	Pader	1	6	17%	58
Kamba Saleh M.W.	Pallisa	1	6	17%	58
Mallinga Stephen Oscar	Pallisa	0	6	0%	0
Namuyangu Byakatonda Janat	Pallisa	1	6	17%	58
Opange Louis	Pallisa	1	6	17%	58
Kasamba Mathias	Rakai	1	6	17%	58

MP	District	Meetings Attended	Meetings Held	Percent Attended	Percentile
Magulumaali Mugumya Erasmus	Rakai	1	6	17%	58
Mujuzi Pius	Rakai	1	6	17%	58
Mutagamba Maria Lubega Emily	Rakai	1	6	17%	58
Masiko Komuhangi Winifred	Rukungiri	1	6	17%	58
Muhwezi Katugugu Jim	Rukungiri	6	6	100%	100
Turyahikayo Kebirungi Mary Paul	Rukungiri	1	6	17%	58
Busima Cosmas Mafabi W.	Sironko	1	4	25%	72
Mukaye Wabudeya Beatrice	Sironko	1	4	25%	72
Nandala Mafabi Nathan	Sironko	1	4	25%	72
Wamakuyu Mudimi	Sironko	1	4	25%	72
Alaso Alice Asianut	Soroti	1	6	17%	58
Ekemu Charles Willy	Soroti	0	6	0%	0
Okupa Elijah	Soroti	0	6	0%	0
Omolo Peter	Soroti	0	6	0%	0
Otekat John Emilly	Soroti	0	6	0%	0
Bangirana Kawoya Anifa	Ssembabule	1	8	13%	47
Kutesa Sam	Ssembabule	2	8	25%	72
Ssekikubo Theodore	Ssembabule	1	8	13%	47
Ekanya Geofrey	Tororo	0	7	0%	0
Oburu Grace	Tororo	0	7	0%	0
Okecho William	Tororo	0	7	0%	0
Otiam Otaala Emmanuel	Tororo	0	7	0%	0
Tanna Sanjay	Tororo	0	7	0%	0
Olega Ashraf Noah	Yumbe	1	5	20%	71
Oleru Huda	Yumbe	1	5	20%	71

Appendix B: Constituency Workshops

Constituency Workshops to be Held in Independent Constituencies

MP	Constituency	District	Party
Aciro Concy	Women	Amuru	INDEP
Akol Rose Okullu	Women	Bukedea	INDEP
Angiro Gutomoi Charles	Erute County North	Lira	INDEP
Arapkissa Yekko John	Kween County	Kapchorwa	INDEP
Atim Ogwal Cecilia	Women	Dokolo	INDEP
Auru Anne	Women	Moyo	INDEP
Badda Fred	Bujumba County	Kalangala	INDEP
Barumba Beatrice Rusaniya	Women	Kiruhura	INDEP
Bucyanayandi Tress	Bufumbira County South	Kisoro	INDEP
Ebong David	Maruzi County	Apac	INDEP
Kabuusu Moses Wagaba	Kyamuswa County	Kalangala	INDEP
Kaddumukasa Ssozi Jerome	Mityana County South	Mityana	INDEP
Lubyayi Iddi Kisiki	Bukomansimbi County	Masaka	INDEP
Magulumaali Mugumya Erasmus	Kooki County	Rakai	INDEP
Muwulize Norman Ibrahim	Buikwe County West	Mukono	INDEP
Namara Grace	Women	Lyantonde	INDEP
Ogwel Lote Sammy	Moroto Municipality	Moroto	INDEP
Okecho William	West Budama County North	Tororo	INDEP
Okulo Epak Yefusa	Oyam County South	Oyam	INDEP
Oleny Charles Ojok	Usuk County	Katakwi	INDEP
Wacha Ben	Oyam County North	Oyam	INDEP

Constituency Workshops to be Held in Opposition Constituencies

MP	Constituency	District	Party
Aadroa Onzima Alex	Maracha County	Arua	FDC
Acen Rhoda	Women	Amuria	FDC
Akiror Agnes Egunyu	Women	Kumi	FDC
Amuriat Oboi Patrick	Kumi County	Kumi	FDC
Aol Betty Ocan	Women	Gulu	FDC
Apilinga Moses Tako	West Moyo County	Moyo	UPC
Arumadri John Drazu	Madi-Okollo County	Arua	FDC
Bako Christine Abia	Women	Arua	FDC
Ekanya Geofrey	Tororo County	Tororo	FDC
Ekwau Ibi Florence	Women	Kaberamaido	FDC
Epetait Francis	Ngora County	Kumi	FDC
Kawuma Muhamed	Entebbe Municipality	Wakiso	DP
Kibanzanga Christopher M.	Busongora County South	Kasese	FDC
Kyanjo Hussein	Makindye Division West	Kampala	JEEMA
Nampijja Lukyamuzi Susan	Rubaga Division South	Kampala	CP
Njuba Samuel Kalega	Kyadondo County East	Wakiso	FDC
Nyeko Ocula Michael	Kilak County	Amuru	FDC
Obua Ogwal Benson	Moroto County	Lira	UPC
Odit John	Erute County South	Lira	UPC
Odonga Otto Jr.S	Aruu County	Pader	FDC
Oduman Albert Charles Okello	Bukedea County	Bukedea	FDC
Ogenga Latigo Morris.W	Agago County	Pader	FDC
Ogwang John	Kole County	Apac	UPC
Okello Okello John Livingstone	Chua County	Kitgum	UPC
Omolo Peter	Soroti County	Soroti	FDC
Oyet Simon	Nwoya County	Amuru	FDC
Ringe Chan David	Padyere County	Nebbi	UPC
Toolit Simon Akecha	Omoro County	Gulu	FDC
Wadri Kassiano Ezati	Terego County	Arua	FDC

Constituency Workshops to be Held in NRM Constituencies

MP	Constituency	District	Party
Ahabwe Godfrey Pereza	Rubanda County East	Kabale	NRM
Alintuma Nsambu John.C	Bukoto County East	Masaka	NRM
Alisemera Babiha Jane	Women	Bundibugyo	NRM
Arimpa Kigyagi John	Mbarara Municipality	Mbarara	NRM
Baba Diri Margaret	Women	Koboko	NRM
Bagiire Aggrey Henry	Bunya County West	Mayuge	NRM
Bakaluba Mukasa Peter	Mukono County North	Mukono	NRM
Bakeine Mabel L. K.	Bugangaizi County	Kibale	NRM
Balingirira Abdul Nakendo	Bukooli County North	Bugiri	NRM
Bangirana Kawoya Anifa	Women	Sembabule	NRM
Banyenzaki Henry	Rubanda County West	Kabale	NRM
Bataringaya Kamanda Cos	Bwamba County	Bundibugyo	NRM
Bazana Kabwegyere Tarsis	Igara County West	Bushenyi	NRM
Boona Emma	Women	Mbarara	NRM
Bukeni Gyabi Fred	Bubulo County West	Manafwa	NRM
Busima Cosmas Mafabi W.	Budadiri County East	Sironko	NRM
Busingye Karooro Okurut Mary	Women	Bushenyi	NRM
Butime Rwakaikara Tom	Mwenge County North	Kyenjojo	NRM
Buturo Nsaba James	Bufumbira County East	Kisoro	NRM
Bwerere Kasole Lwanga Edward	Buwekula County	Mubende	NRM
Byabagambi John	Ibanda County South	Ibanda	NRM
Byamukama Nulu	Kitagwenda County	Kamwenge	NRM
Byanagwa Samuel Rwamafa	Rukiga County	Kabale	NRM
Dombo Lumala Emmanuel	Bunyole County	Butaleja	NRM
D'Ujanga Giw Simon	Okoro County	Nebbi	NRM
Ecweru Musa Francis	Amuria County	Amuria	NRM
Gudozi Yahaya	Bungokho County North	Mbale	NRM
Hashaka Kabahweza Florence	Women	Kamwenge	NRM
Kaahwa Erisa Ammoti	Buruuli County	Masindi	NRM
Kaddunabbi Lubega Ibrahim.I	Butambala County	Mpigi	NRM
Kakoba Onyango	Buikwe County North	Mukono	NRM
Kakooza James	Kabula County	Lyantonde	NRM
Kaliba Steven	Fort Portal Municipality	Kabarole	NRM

MP	Constituency	District	Party
Kamba Saleh M.W.	Kibuku County	Pallisa	NRM
Kasamba Mathias	Kakuuto County	Rakai	NRM
Katongole Badhul	Kyaka County	Kyenjojo	NRM
Kayagi Sarah Netalisire	Women	Manafwa	NRM
Khiddu Makubuya Edward	Katikamu County South	Luwero	NRM
Kibirige Sebunya Israel	Kyadondo County North	Wakiso	NRM
Kibojana Margaret N.	Women	Ibanda	NRM
Kirunda Kivejinja Ali Muwabe	Bugweri County	Iganga	NRM
Kisira Margaret Mbeiza	Women	Kaliro	NRM
Kubeketerya James	Bunya County East	Mayuge	NRM
Kyatuheire Jacqueline	Women	Kanungu	NRM
Kyeyago Jowali Kakwa	Bunya County South	Mayuge	NRM
Lokeris Peter Aimat	Chekwi County	Nakapiripirit	NRM
Lokii Peter Abrahams	Jie County	Kotido	NRM
Matte Joseph Sibalingana	Bughendera	Bundibugyo	NRM
Mbabazi Amama	Kinkiizi County West	Kanungu	NRM
Mugambe Kif'Omusana Joseph	Nakifuma County	Mukono	NRM
Mugarra Kabagambe Francis	Ntoroko County	Bundibugyo	NRM
Mugerwa Sauda K. N	Women	Masaka	NRM
Mugyenye Rutamwebwa Mary	Nyabushozi County	Kiruhura	NRM
Muhwezi Katugugu Jim	Rujumbura County	Rukungiri	NRM
Mujuzi Pius	Kyotera County	Rakai	NRM
Mukisa Fred Douglas Mwanja	Bukooli County Central	Bugiri	NRM
Mulumba Meddie B.	Luuka County	Iganga	NRM
Museveni Janet Kataaha	Ruhaama County	Ntungamo	NRM
Musumba Isaac Isanga	Buzaaya County	Kamuli	NRM
Mutagamba Maria Lubega Emily	Women	Rakai	NRM
Mwesige Adolf Kasajja	Bunyangabu County	Kabarole	NRM
Najjuma Faridah Kasasa	Women	Mubende	NRM
Nakwang Christine Tubbo	Women	Kaabong	NRM
Namayanja Rose Nsereko	Women	Nakaseke	NRM
Namirembe Bitamazire Geraldine	Women	Mpigi	NRM
Namoe Stella	Women	Moroto	NRM
Namuyangu Byakatonda Janat	Women	Pallisa	NRM

MP	Constituency	District	Party
Nankabirwa Ssentamu Ruth	Women	Kiboga	NRM
Nasasira John	Kazo County	Kiruhura	NRM
Nayiga Florence Ssekabira	Women	Kayunga	NRM
Nduhuura Richard	Igara County East	Bushenyi	NRM
Ngabirano Charles	Rwampara County	Mbarara	NRM
Nvumetta Lutaya Kavuma Ruth	Women	Kalangala	NRM
Nyombi Nansubuga Sarah	Ntenjeru County North	Kayunga	NRM
Nyombi Thembo George William	Kassanda County South	Mubende	NRM
Oburu Grace	Women	Tororo	NRM
Okori-Moe Janet Grace Akech	Women	Abim	NRM
Olega Ashraf Noah	Aringa County	Yumbe	NRM
Onek Obaloker Hilary	Lamwo County	Kitgum	NRM
Opio Gabriel	Samia-Bugwe South	Busia	NRM
Otiam Otaala Emmanuel	West Budama South	Tororo	NRM
Owor Amooti Otada	Kibanda County	Masindi	NRM
Rukutana Mwesigwa	Rushenyi County	Ntungamo	NRM
Rwamirama Kanyontore Bright	Isingiro County North	Isingiro	NRM
Sekyanzi Ndawula Ali	Bamunanika County	Luwero	NRM
Seninde Nansubuga Rosemary	Women	Wakiso	NRM
Ssinabulya Sylvia Namabidde	Women	Mityana	NRM
Tashobya N. Stephen	Kajara County	Ntungamo	NRM
Tibamanya Urban P.K	Kashari County	Mbarara	NRM
Tubwita Bagaya Grace Bukenya	Women	Nakasongola	NRM
Tumwebaze Kagiigi Frank	Kibale County	Kamwenge	NRM
Wakikona Wandendeya David	Manjiya County	Bududa	NRM
Wamakuyu Mudimi	Bulambuli County	Sironko	NRM
Wambuzi Gagawala Nelson	Bulamogi County	Kaliro	NRM
Wangwa Rutangye Nagudi Erinah	Women	Mbale	NRM
Wasike Stephen Mugeni	Samia-Bugwe North	Busia	NRM
Yiga Anthony	Kalungu County West	Masaka	NRM

Appendix C: Technical Notes

The purpose of this appendix is to describe the exact methodology used to calculate every statistic or indicator developed as part of the Parliamentary Performance Scorecard.

1 Datasets

All of the measures provided in the scorecard are derived from one of two datasets: the *plenary activities dataset (PAD)* and the *committee activities dataset (CAD)*. We describe each in turn.

1.1 The Plenary Activities Dataset (PAD)

The PAD contains data from two sources: official attendance logs and the plenary Hansard.

1.1.1 Attendance Log Data

The attendance logs are the official records of whether an individual MP is present in Parliament. An individual is recorded as being present in Parliament for a given day if his or her presence is recorded in the official log *or* if he or she has made an intervention of the floor of Parliament that has been recorded in the official Hansard. Only information on actual attendance and absence is used. In particular the PAD does not contain information about whether an absence was excused or not.

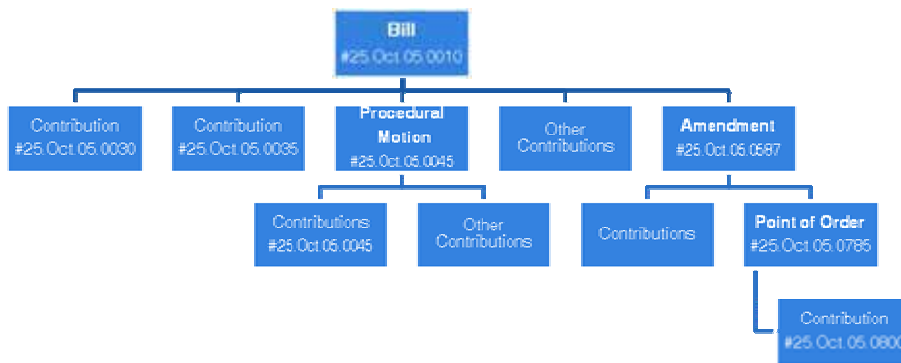
1.1.2 Plenary Hansard Data

Much of the information in the PAD is derived from coding of the official parliamentary Hansard by a team of enumerators. Every line of the parliamentary Hansard is read and entered into the PAD. The database records information about everything said on the floor of Parliament during plenary sessions. The process for coding the Hansard is as follows.

- a. **Items:** When an MP makes an intervention (proposes a bill, raises a point of order, etc.) this item is given a code and is recorded in the PAD. The name of the MP that makes the intervention is recorded along with a unique ID number for the item, and, where relevant, the ID number of the item it is

referring to. In addition, we record the topic and the scope of the item (see paragraphs 2.4.2 and 2.4.3 below). In all cases in which the item under debate is something that MPs vote upon, the *position* taken by the MP is recorded (see paragraph 2.4.1).

- b. **Line Number References.** Importantly, for every intervention by an MP and for every item in the PAD we record the first and last lines in the Hansard to which the item corresponds. As a result it is possible to refer back to the original transcripts of Parliament to check every piece of data in the PAD.
- c. **Structure of the Database:** The PAD preserves information on the relation of each intervention to other interventions to which it refers, directly or indirectly. This is done by recording for each item the item (if any) to which it refers. As an illustration in the following chart, each node represents one MP's contribution in the Hansard, and one corresponding entry in the database. From this example it can be seen that items are recorded in a tree: for example, contribution #25.Oct.05.0800 itself refers to a point of order (contribution #25.Oct.05.0785) which in turn refers to an amendment (#25.Oct.05.0587) and a bill (item #25.Oct.05.0010).



1.2 The Committee Activities Dataset (CAD)

The Committee Activities Dataset contains data from two sources: official attendance logs and committee transcripts. Although we have worked with the most complete data available we note that for 2006-7 both of these data sources are incomplete. We

hope that in future years these data will provide a complete account of committee attendance and activity.

1.2.1 Attendance Log Data

The attendance logs are the official records of whether an individual MP is present in committee meetings. An individual is recorded as being present in a given committee meeting if his or her presence is recorded in the official log *or* if he or she has made a contribution in the meeting.

1.2.2 Committee Transcript Data

All of the information on participation in the CAD is derived, again, from coding done by AFLI's enumerators. Every line of every committee transcript we have is read and entered into the CAD. The process for coding transcripts is as follows.

- a. **Contributions:** When an MP speaks in a committee meeting of which he or she is a member, this item is given a code and is recorded in the CAD. The name of the MP that makes the intervention is recorded along with a unique ID number for the item. Note that we go no further in the CAD; we do not, for example, record position or the item to which a contribution in committee refers.
- b. **Line Number References.** As in the PAD, for every MP contribution in the CAD we record the first and last lines in the transcript to which the item corresponds.
- c. **Structure of the Database:** The CAD is much simpler than the PAD. In fact, the database consists solely of a list of all contributions made by MPs during committee meetings.

2 Indicators

2.1 Score and Percentiles

2.1.1 A Note on Rankings and Percentiles

Most indicators are calculated in a three-step process. First, a raw score for each MP is calculated, such as the total number of lines that an MP spoke in all Hansards.

Second, each MP is ranked according to this raw score. Third, the rank is turned into a corresponding percentile. In all cases, each MP's rank is calculated as 1 + the number of MPs who have a higher raw score; thus, all MPs who tie in terms of raw score are given the same rank.

Example. If for some indicator two MPs' raw score is 10, one MP's score is 8, and three MPs' score is 7, their respective rankings would be 1, 1, 3, 4, 4, 4.

The percentile is calculated as

$$\text{Base Percentile} = 100 \times \frac{(\text{Total \# of MPs with Lower Raw Score})}{(\text{Total \# of MPs})}$$

Thus, a percentile score of 30 means that this MP did better than 30% of all MPs.

2.1.2 Averages of percentiles.

The overall scores (for plenary and committee performance) use information about the *averages* of individual percentile scores. The resulting scores differ from a simple average in two respects:

- First, the base percentiles are modified in order to ensure that the average percentile for a given score is exactly 50. Normally this is the case but it might not be if there are many ties; in such cases, the ties can result in a given score receiving a less than equal weight in the overall score. To prevent this from happening, we use modified percentile scores for each measure defined as follows:

$$\text{Modified Percentile} = 50 + 50 \times \frac{(\text{\# of MPs with Lower Raw Score} - \text{\# of MPs with Higher Raw Score})}{\text{Total \# of MPs}}$$

- Second, after the average of the modified percentiles is taken, the percentile rank of these averages is taken. This percentile of the average of the modified percentiles is then what is reported.

As a simple example, imagine that there are 10 MPs and they have scores on two issues as follows:

MP	1	2	3	4	5	6	7	8	9	10
Score on Item 1	1	1	1	2	2	3	4	5	10	10
Score on Item 2	10	9	1	1	4	4	3	6	8	10

In this case we can calculate the percentiles, the modified percentiles and the overall percentile scores as follows:

MP	1	2	3	4	5	6	7	8	9	10
Percentile on Item 1	0	0	0	30	30	50	60	70	80	80
Percentile on Item 2	80	70	0	0	30	30	20	50	60	80
Modified Percentile on Item 1	15	15	15	40	40	55	65	75	90	90
Modified Percentile on Item 2	90	75	10	10	40	40	25	55	65	90
Average Modified Percentile	52	45	13	25	40	48	45	65	77	90
Overall Percentile	60	30	0	10	20	50	30	70	80	90

As can be seen from the example, the overall percentile score differs in general from the average percentile. For example, MP 10 scored 80 on both issues reflecting the fact that he tied for first place on both. His average score would then be 80. However his overall percentile score is higher than this. He receives an overall score of 90 because, although he tied on both issue areas, he did better overall than both of the MPs with whom he tied. For other individuals, the overall percentile score is lower than their average; for example, MP 5 did better than 30% of the other candidates on both issues

but only did better than 20% of people overall; this is because many of the people he did better than in some areas did much better than him in other areas.

2.2 Plenary Indicators

We now describe each of the individual components of the plenary score.

2.2.1 Attendance

Attendance is reported as the share of the 89 plenary sessions which an MP attended as given in the data described in paragraph 1.1.1. A percentile score is then calculated according to the method described in paragraph 2.1

2.2.2 Participation

The raw score for participation is the total number of lines each MP speaks in the Hansards. The raw score is then reported as a share of the total lines spoken in Parliament (117,651). A percentile score is then calculated according to the method described in paragraph 2.1. The only interventions that do *not* count towards participation scores are readings of committee reports. This is because committee reports are the responsibility of the entire committee that produced them and not simply of the individual that reads them. In addition, much of the key participation that leads to the production of these reports is already captured in committee scores.

2.2.3 Influence

Quantifying initiative in Parliament requires a system for comparing the level of initiative shown by introducing different items, including bills, resolutions, petitions, amendments, and points of order. Rather than assigning an arbitrary “influence value” to every item, AFLI assumes that the length of the debate on an item is a reasonable, if imperfect, indication of its significance. Thus, each MP’s raw influence score is given by the sum of the number of lines in the Hansard that are devoted to debating items he or she initiated. Excluded from this sum are lines the MP contributes directly to his or her own item. This exclusion is made in order to avoid double counting (an individual’s own interventions are already counted in his participation score) and to reduce the scope for manipulation (an individual cannot make interventions simply to increase his own influence score; rather, he must truly influence the debate). An individual’s intervention can count toward his own

influence score only in the situation that he contributes to a discussion of an issue raised by another member that was itself raised in response to the MP's own issue. A percentile score is then calculated according to the method described in paragraph 2.1

2.3 Committee Indicators

Committee indicators are calculated using the CAD as follows.

2.3.1 Attendance

The committee attendance measure is given by the percent of all committee meetings of which this MP is a member (according to records provided by Parliament) where the MP's signature appears in the log book or where an intervention by the MP is recorded in a transcript. The denominator for this percentage is given by the number of meetings of committees of which the given MP was a member for which we have either log books or transcripts. Implicitly, then, an MP is counted as not being present in meetings for which transcripts exist but log books do not whenever that member's name does not appear in the transcripts.

2.3.2 Participation

The total number of lines spoken by each MP in committee meetings is not directly comparable, because each committee might have a different number of meetings, meetings of different committees might be different lengths, and some MPs are on more committees than others. Thus, MPs do not have equal opportunities to speak in meetings. In addition, we sought a participation measure that is analytically distinct from the attendance measure.

The raw score for committee participation is therefore the share of lines that each MP speaks at meetings at which he or she was present (whether or not he or she was a member of that committee. Thus the measure does not use information about meetings that the MP missed. The participation and attendance measures are thus distinct: attendance records the likelihood that an MP was present; the participation measure records the share of interventions at meetings that are due to the MP given that he or she was present.

2.4 Non-Graded Factors

In addition to the above indicators, all of which are combined into the MP's grades for plenary and committee work, information from the plenary Hansards is used to measure some factors that are not included in the grade.

2.4.1 Position

Position scores are generated through the following procedure.

1. During data entry, each MP's contribution to items that are voted upon (bills, amendments, etc.) is graded on a scale between 1 and 5, where 1 indicates that the MP strongly supports the item, 2 indicates weak support, 3 = neutral, 4 = weak opposition, and 5 = strong opposition. The enumerators also record their certainty about the position on a scale of 1 (totally uncertain) to 5 (completely certain).
2. Then, all new items for which we collected this position information are graded either "Government", "Opposition", or "neutral", according to the portfolio of the individual who introduced the item. If the individual is a cabinet member (Minister or State Minister), the NRM Chief Whip, or the Prime Minister, then the item is graded "Government". On the other hand, if the item is introduced by a member of the shadow cabinet, it is graded as "Opposition". Finally, if the initiator is neither a member of the ruling party leadership nor of the shadow cabinet, the item is graded "neutral". In exceptional circumstances, such as clearly partisan items proposed by backbenchers, AFLI staff may assign a Government or Opposition position to an item that might otherwise, under the above rules, be graded "neutral".¹
3. The position information on all contributions to Opposition items is then inverted (5 becomes 1, 4 becomes 2, etc). Doing this ensures that a score of 1 means either "supportive of a Government position" or "opposed to an Opposition position".

¹ For example, the resolution on 28 June 2006, thanking the President for his State of the Nation address, is clearly partisan in nature – a "Government" item – even though it was put forth by a backbencher.

4. We then discard information if (1) the items to which an intervention refers are themselves *neutral* or (2) if the MP takes a neutral positions or (3) if any of the three enumerators' certainty about his or her grading is below 4 on a scale from 1 to 5 or if the average of the first two enumerators' certainty is below 4.² This conservative approach is intended to ensure that only data for which we have great confidence is used for these measures.
5. Finally, we average each MP's remaining positions to get their raw position score. We only report these scores in the final scorecard if we have two or more position data points for a given MP.

MPs are then graphed on a continuum between 1 and 5, where 1 = strong Government support and 5 = strong Opposition support. Rank and percentile are not used. However, median positions for Government, Opposition, and Independent MPs are marked on the graph for each member.

2.4.2 Topics/Sectors

Each item in the PAD is associated with one or two of the following topics or sectors.

- The Economy
- Environment and Natural Resources
- Foreign Affairs
- Governance
- Human Development
- Infrastructure
- International Security
- Social Issues

² Each Hansard is graded by two different enumerators, then those separate databases are combined into the Master database, with another enumerator examining and reconciling any discrepancies between the two. For a position score to be counted on an individual item, the average of the first two enumerators' certainties must be 4 or higher, and the final certainty in the master database must also be 4 or higher. The position in the master database is used, and the positions entered by the first two enumerators are discarded.

In many cases, the assignment of items to categories was clear, but in some cases, judgements were unavoidable. For example, one could discuss unemployment as a social issue, emphasising education and social programs to help the unemployed, in which case it would fall under Human Development and Social Issues. One could also discuss unemployment from an economic perspective, and advocate expanding manufacturing to solve the problem, in which case it would fall under Agriculture, Industry, and Trade. To handle such situations, a single item may be classified as pertaining to up to two (but not more than two) categories.

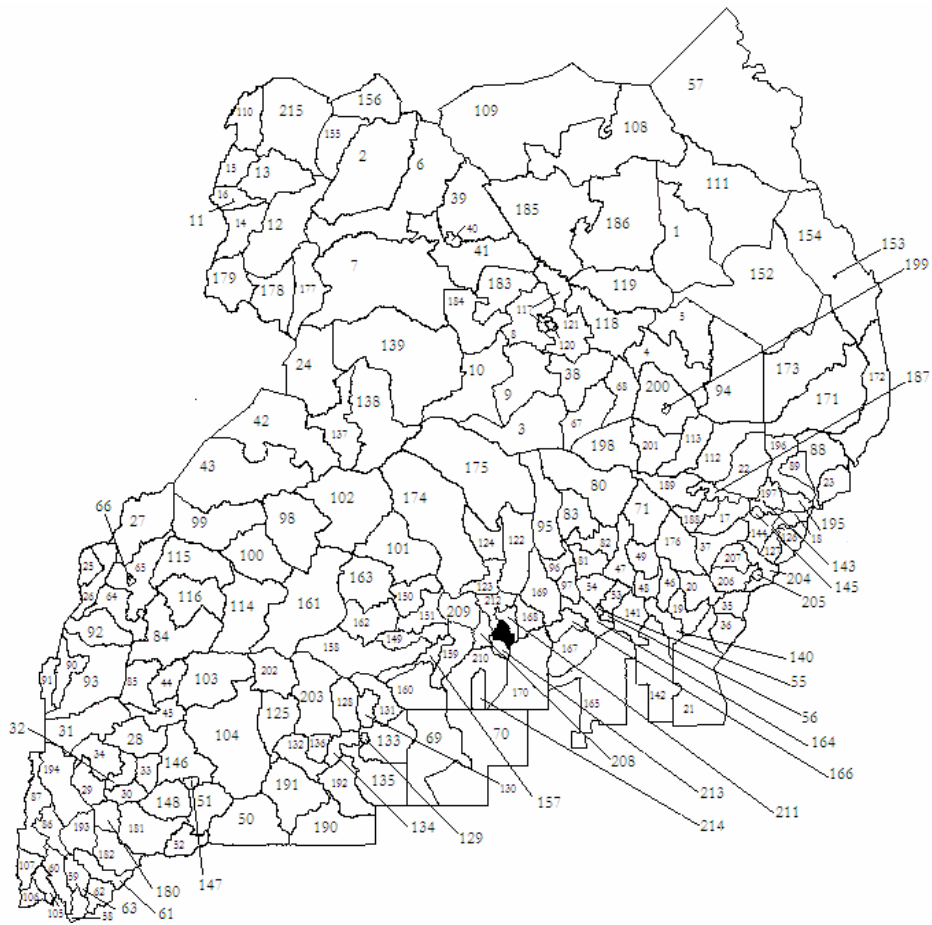
In cases in which the item refers to another item, the topic or scope is typically inherited from that other item with exceptions made whenever in the course of a debate there is a substantial change in topic.

The total number of lines each MP contributed to items of each topic is then summed with lines being given half weight for a given topic in cases in which the lines refer to two topics. The share of interventions of a given MP on a given topic are then calculated and compared to the overall parliamentary share.

2.4.3 Scope

Finally, each item in the PAD is assigned a *scope*. The scope of an item is a measure of how many people it is intended to affect directly, and ranges from “constituency” to “national”. Some items will affect only a single individual, or may be limited to a single MP’s constituency. Others will affect a region of Uganda or the whole country. An item which affects not a geographical region but a particular industry, on the other hand, has a “special interest” scope. While an item that affects an industry or an individual directly may be thought to benefit the nation indirectly, such indirect effects are not counted for this measure; in such cases we note only those that are directly affected. The total number of lines each MP contributed to items of each scope is summed, and the scopes of the items the MP contributed to are compared to the parliamentary average in a bar chart.

Appendix D: Map of Constituencies & Key

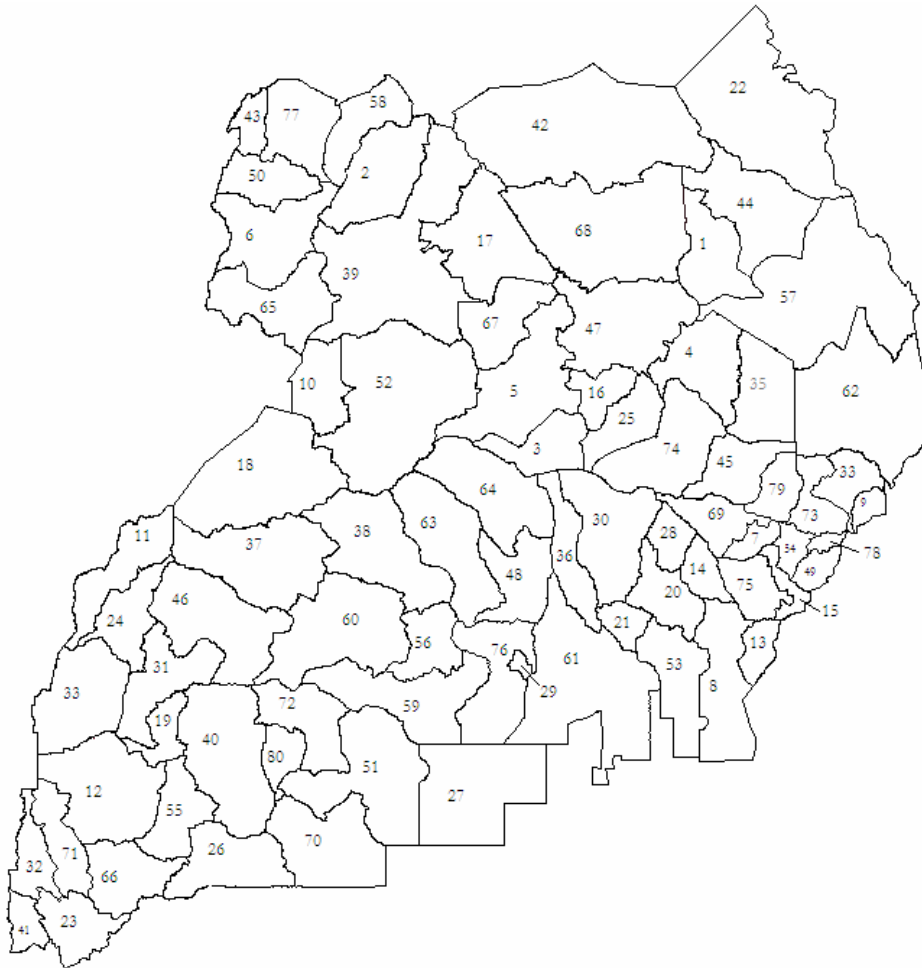


Constituency Name	District	Map ID	Constituency Name	District	Map ID
Labwor County	Abim	1	Ibanda County North	Ibanda	44
East Moyo County	Adjumani	2	Ibanda County South	Ibanda	45
Kioga County	Amolatar	3	Bugweri County	Iganga	46
Amuria County	Amuria	4	Luuka County	Iganga	47
Kapelebyong County	Amuria	5	Kigulu County South	Iganga	48
Kilak County	Amuru	6	Kigulu County North	Iganga	49
Nwoya County	Amuru	7	Bukanga County	Isingiro	50
Kole County	Apac	8	Isingiro North	Isingiro	51
Kwania County	Apac	9	Isingiro South	Isingiro	52
Maruzi County	Apac	10	Butembe County	Jinja	53
Arua Municipality	Arua	11	Kagoma County	Jinja	54
Madi-Okollo County	Arua	12	Jinja Mun. East	Jinja	55
Terego County	Arua	13	Jinja Mun. West	Jinja	56
Vurra County	Arua	14	Dodoch County	Kaabong	57
Maracha County	Arua	15	Ndorwa West	Kabale	58
Ayivu County	Arua	16	Rubanda East	Kabale	59
Budaka County	Budaka	17	Rubanda West	Kabale	60
Manjiya County	Bududa	18	Rukiga County	Kabale	61
Bukooli Central	Bugiri	19	Ndorwa County East	Kabale	62
Bukooli North	Bugiri	20	Kabale Municipality	Kabale	63
Bukooli South	Bugiri	21	Bunyangabu County	Kabarole	64
Bukedea County	Bukedea	22	Burahya County	Kabarole	65
Kongasis County	Bukwa	23	Fort Portal Mun.	Kabarole	66
Buliisa County	Bulisa	24	Kaberamaido County	Kaberamaido	67
Bwamba County	Bundibugyo	25	Kalaki County	Kaberamaido	68
Bughendera	Bundibugyo	26	Bujumba County	Kalangala	69
Ntoroko County	Bundibugyo	27	Kyamuswa County	Kalangala	70
Buhweju County	Bushenyi	28	Bulamogi County	Kaliro	71
Ruhinda County	Bushenyi	29	Central Division	Kampala	72
Sheema South	Bushenyi	30	Nakawa Division	Kampala	73
Bunyaruguru County	Bushenyi	31	Makindye West	Kampala	74
Igara County East	Bushenyi	32	Rubaga South	Kampala	75
Sheema North	Bushenyi	33	Rubaga North	Kampala	76
Igara County West	Bushenyi	34	Makindye East	Kampala	77
Samia-Bugwe North	Busia	35	Kawempe North	Kampala	78
Samia-BugweSouth	Busia	36	KawempeSouth	Kampala	79
Bunyole County	Butaleja	37	Budiope County	Kamuli	80
Dokolo County	Dokolo	38	Buzaaya County	Kamuli	81
Aswa County	Gulu	39	Bugabula South	Kamuli	82
Gulu Municipality	Gulu	40	Bugabula North	Kamuli	83
Omoro County	Gulu	41	Kibale County	Kamwenge	84
Bugahya County	Hoima	42	Kitagwenda County	Kamwenge	85
Buhaguzi County	Hoima	43	Kinkiizi County East	Kanungu	86

Constituency Name	District	Map ID	Constituency Name	District	Map ID
Kinkiizi County West	Kanungu	87	Kalungu West	Masaka	130
Kween County	Kapchorwa	88	Kalungu County East	Masaka	131
Tingey County	Kapchorwa	89	Bukoto County West	Masaka	132
Bukonjo East	Kasese	90	Bukoto County East	Masaka	133
Bukonjo West	Kasese	91	Bukoto County South	Masaka	134
Busongora North	Kasese	92	Bukoto Central	Masaka	135
Busongora South	Kasese	93	Bukoto Mid-West	Masaka	136
Usuk County	Katakwi	94	Bujenje County	Masindi	137
Bbaale County	Kayunga	95	Buruuli County	Masindi	138
Ntenjeru North	Kayunga	96	Kibanda County	Masindi	139
Ntenjeru South	Kayunga	97	Bunya County East	Mayuge	140
Bugangaizi County	Kibale	98	Bunya County West	Mayuge	141
Buyaga County	Kibale	99	Bunya County South	Mayuge	142
Buyanja County	Kibale	100	Bungokho North	Mbale	143
Kiboga County East	Kiboga	101	Bungokho South	Mbale	144
Kiboga County West	Kiboga	102	Mbale Municipality	Mbale	145
Kazo County	Kiruhura	103	Kashari County	Mbarara	146
Nyabushozi County	Kiruhura	104	Mbarara Mun.	Mbarara	147
Bufumbira East	Kisoro	105	Rwampara County	Mbarara	148
Bufumbira South	Kisoro	106	Busujju County	Mityana	149
Bufumbira North	Kisoro	107	Mityana North	Mityana	150
Chua County	Kitgum	108	Mityana South	Mityana	151
Lamwo County	Kitgum	109	Bokora County	Moroto	152
Koboko County	Koboko	110	Moroto Municipality	Moroto	153
Jie County	Kotido	111	Matheniko County	Moroto	154
Kumi County	Kumi	112	Obongi County	Moyo	155
Ngora County	Kumi	113	West Moyo County	Moyo	156
Kyaka County	Kyenjojo	114	Butambala County	Mpigi	157
Mwenge North	Kyenjojo	115	Gomba County	Mpigi	158
Mwenge South	Kyenjojo	116	Mawokota North	Mpigi	159
Erute County North	Lira	117	Mawokota South	Mpigi	160
Moroto County	Lira	118	Buwekula County	Mubende	161
Otuke County	Lira	119	Kassanda South	Mubende	162
Lira Municipality	Lira	120	Kassanda North	Mubende	163
Erute County South	Lira	121	Buikwe North	Mukono	164
Bamunanika County	Luwero	122	Buvuma County	Mukono	165
Katikamu South	Luwero	123	Buikwe West	Mukono	166
Katikamu North	Luwero	124	Buikwe South	Mukono	167
Kabula County	Lyantonde	125	Mukono North	Mukono	168
Bubulo County East	Manafwa	126	Nakifuma County	Mukono	169
Bubulo County West	Manafwa	127	Mukono South	Mukono	170
Bukomansimbi Cnty.	Masaka	128	Chekwii County	Nakapiripirit	171
Masaka Municipality	Masaka	129	Upe County	Nakapiripirit	172

Constituency Name	District	Map ID
Pian County	Nakapiripirit	173
Nakaseke County	Nakaseke	174
Buruli County	Nakasongola	175
Busiki County	Namutumba	176
Jonam County	Nebbi	177
Padyere County	Nebbi	178
Okoro County	Nebbi	179
Kajara County	Ntungamo	180
Ruhama County	Ntungamo	181
Ruhaama County	Ntungamo	181
Rushenyi County	Ntungamo	182
Oyam County North	Oyam	183
Oyam County South	Oyam	184
Aruu County	Pader	185
Agago County	Pader	186
Butebo County	Pallisa	187
Kibuku County	Pallisa	188
Pallisa County	Pallisa	189
Kakuuto County	Rakai	190
Kooki County	Rakai	191
Kyotera County	Rakai	192
Rubabo County	Rukungiri	193
Rujumbura County	Rukungiri	194
Budadiri County East	Sironko	195
Bulambuli County	Sironko	196
Budadiri West	Sironko	197
Kasilo County	Soroti	198
Soroti Municipality	Soroti	199
Soroti County	Soroti	200
Serere County	Soroti	201
Lwemiyaga County	Sembabule	202
Mawogola County	Sembabule	203
Tororo County	Tororo	204

Appendix E: Map of Districts & Key



District	Map ID	District	Map ID
Abim	1	Kyenjojo	46
Adjumani	2	Lira	47
Amolatar	3	Luwero	48
Amuria	4	Manafwa	49
Apac	5	Maracha	50
Arua	6	Masaka	51
Budaka	7	Masindi	52
Bugiri	8	Mayuge	53
Bukwa	9	Mbale	54
Bulisa	10	Mbarara	55
Bundibugyo	11	Mityana	56
Bushenyi	12	Moroto	57
Busia	13	Moyo	58
Namutumba	14	Mpigi	59
Butaleja	15	Mubende	60
Dokolo	16	Mukono	61
Gulu	17	Nakapiripirit	62
Hoima	18	Nakaseke	63
Ibanda	19	Nakasongola	64
Iganga	20	Nebbi	65
Jinja	21	Ntungamo	66
Kaabong	22	Oyam	67
Kabale	23	Pader	68
Kabarole	24	Pallisa	69
Kaberamaido	25	Rakai	70
Isingiro	26	Rukungiri	71
Kalangala	27	Sembabule	72
Kaliro	28	Sironko	73
Kampala	29	Soroti	74
Kamuli	30	Tororo	75
Kamwenge	31	Wakiso	76
Kanungu	32	Yumbe	77
Kapchorwa	33	Bududa	78
Kasese	34	Bukedea	79
Katakwi	35	Lyantonde	80
Kayunga	36		
Kibale	37		
Kiboga	38		
Amuru	39		
Kiruhura	40		
Kisoro	41		
Kitgum	42		
Koboko	43		
Kotido	44		
Kumi	45		

Appendix F: Committee Membership, Transcripts, and Attendance Logs

<p>Appointments Transcripts: 0 Attendance Logs: 7</p> <p>Akumu Mavenjina Catherine Angufiru Margaret Balikudembe Mutebi Joseph Barumba Beatrice Rusaniya Gudozi Yahaya Kashaija Robert Kiiza Winifred Kiryapawo Loi Kageni Kyahurwenda Abwooli Tomson Matte Joseph Sibalingana Oburu Grace Ogenga Latigo Morris.W Ogwang John Okello Okello John Livingstone Okori-Moe Janet Grace Akech Piro Santos Eruaga Sekitoleko Kabonesa Julient Kibirige Ssekandi Kiwanuka Edward Ssentongo Nabulya Theopista Tumwine Elly Tuhirirwe</p>	<p>Rules, Discipline & Privileges Transcripts: 3 Attendance Logs: 14</p> <p>Busingye Karooro Okurut Mary Ebong David Kajara Aston Peterson Katirima Manoni Phinehas Kawanga John Baptist Kibedi Zaake Wanume Kiyingi Asuman Kyamulesire Ramadhan Magoola Zirabamuzale Beatrice Menya Muhwezi Katugugu Jim Namayanja Rose Nsereko Niwagaba Wilfred Njuba Samuel Kalega Nyombi Peter Obua Ogwal Benson Oceng D. Alex Penyto Odonga Otto Jr.S Serunjogi Lastus Katende Ssekikubo Theodora Tuunde Mary Marion Nalubega</p>
<p>Public Accounts Transcripts: 9 Attendance Logs: 70</p> <p>Achia Terence Naco Aronda Nyakairima Bartille Johnson Toskin Euku Simon Ross Hashaka Kabahweza Florence Kamba Saleh M.W. Katongole Badhul Kazibwe Musisi Tom Kibojana Margaret N. Kyokuhairwa Kyaka Viccy Masiko Komuhangi Winifred Mugisa Muhanga Margaret Mutuluuza Peter Claver Barnabas Nandala Mafabi Nathan Nsubuga William Okulo Epak Yefusa Okumu Ronald Reagan Sebuliba Mutumba Richard Sejjoba Issac Tumwebaze Kagiigi Frank</p>	<p>Budget Transcripts: 4 Attendance Logs: 17</p> <p>Bako Christine Abia Balikowa Henry Banyenzaki Henry Byanagwa Samuel Rwamafa Byanyima Nathan Kasaija Stephen Kagwera Kibanzanga Christopher M. Kiiza Rwebembera James Kyetunda Muhindo Elijah Kyeyago Jowali Kakwa Kyomugisha Grace Kashaija Ikiriza Nakwang Christine Tubbo Nalugo Sekiziyivu Mary Margaret Oduman Albert Charles Okello Ogwang John Ojok B'Leo Tuma Ruth Wamakuyu Mudimi Wasike Stephen Mugeni Okecho William</p>

National Economy
Transcripts: 5 Attendance Logs: 0
Achia Remigio Arimpa Kigyagi John Arumadri John Drazu Bahati David Balyejjusa Julius Dombo Lumala Emmanuel Epetait Francis Guma Gumisiriza David Kabuusu Moses Wagaba Kaddunabbi Lubega Ibrahim.I Kamyia Beti Olive Namisango Turwomwe Kyanjo Hussein Mbagadhi Frederick Nkayi Mukitale Biraahwa Stephen Adyeeri Ndawula Kaweesi Edward Okot Ogong Felix Oleny Charles Ojok Tindamanyire Kabondo Gaudioso Tinyefuza David Wangwa Rutangye Nagudi Erinah

Equal Opportunities
Transcripts: 5 Attendance Logs: 18
Baba Diri Margaret Bakaluba Mukasa Peter Bintu Abwooli Lukumu Jalia Emigu Julius Peter Fungaroo Kaps Hassan Iriama Rose Kitatta Aboud Magulumaali Mugumya Erasmus Mpabwa Sarah Patience Muwulize Norman Ibrahim Najjemba Rosemary Muyinda Nalule Safia Juuko Namoe Stella Nampijja Lukyamuzi Susan Ndeezi Alex Obua Denis Hamson Sempala Naggayi Nabilah Ssinabulya Sylvia Namabidde Tinkasiimire Barnabas Ateenyi Tuunde Mary Marion Nalubega

Government Assurances
Transcripts: 2 Attendance Logs: 15
Akena James Micheal Jimmy Alupo Jessica R. Epel Aol Betty Ocan Badda Fred Balingirira Abdul Nakendo Bwerere Kasole Lwanga Edward Kakoba Onyango Kikungwe Issa Kisira Margaret Mbeiza Kubeketerya James Kwizera Eudia Lubyayi Iddi Kisiki Mugyenya Rutamwebwa Mary Mukose Moses Mutabaali Nyeko Ocula Michael Oketta Julius Facki Omolo Peter Sekyanzi Ndawula Ali Tete Chelangat Everline Turyahikayo Kebirungi Mary Paula

Commissions
Transcripts: 15 Attendance Logs: 0
Ahabwe Godfrey Pereza Akbar Hussein Godi Bagiire Aggrey Henry Bucyanayandi Tress Bukeni Gyabi Fred Butime Rwakaikara Tom Igeme Nathan Nabeta Kaahwa Erisa Ammoti Kakooza James Malinga Johnson Mugerwa Sauda K. N Mulumba Meddie B. Munyira Wabwire Omusolo Rose Nyombi Nansubuga Sarah Odit John Okupa Elijah Pajobo Bruno Ssalabaya Haruuna Tashobya N. Stephen Toolit Simon Akecha

Local Government Accounts	
Transcripts: 5	Attendance Logs: 58
Bahane Niyibizi Silver	
Bakeine Mabel L. K.	
Bakunda Alex Byarugaba	
Boona Emma	
Ekanya Geofrey	
Ekemu Charles Willy	
Kaliba Steven	
Kyatuheire Jacqueline	
Lokii Peter Abrahams	
Lukwago Erias	
Mugarra Kabagambe Francis	
Muwuma Milton Kalulu	
Ochieng Peter Patrick	
Ogwel Lote Sammy	
Olega Ashraf Noah	
Otekat John Emilly	
Ringe Chan David	
Rwakimari Beatrice	
Wopuwa George William	
Yiga Anthony	

HIV/AIDS	
Transcripts: 6	Attendance Logs: 11
Akiror Agnes Egunyu	
Alaso Alice Asianut	
Alisemera Babiha Jane	
Amuge Rebecca Otengo	
Anokbonggo Willy Washington	
Arapkissa Yekko John	
Bangirana Kawoya Anifa	
Baryomunsi Chris	
Byenkya Nyakaisiki Beatrice	
Kajeke Wilfred	
Kasozi Joseph Muyomba	
Kasule Lumumba Justine	
Katuramu Hood Kiribedda	
Kayagi Sarah Netalisire	
Makumbi James	
Menhya Gerald Simon	
Museveni Janet Kataaha	
Najjuma Faridah Kasasa	
Seninde Nansubuga Rosemary	
Tumwesigye Elioda	

Science & Technology	
Transcripts: 6	Attendance Logs: 7
Amuriat Oboi Patrick	
Angiro Gutomoi Charles	
Apilinga Moses Tako	
Baliddawa Edward Kafufu	
Bikwasizehi K. Deusdedit	
Busima Cosmas Mafabi W.	
Byandala Abraham James	
Katende Gordon Sematiko	
Kawuma Muhamed	
Lubyayi John-Bosco Sseguya	
Lukwago Rebbecca Nalwaga	
Lyomoki Sam Jacob	
Mugambe Kif'Omusana Joseph	
Ngabirano Charles	
Nokrach Wilson William	
Nvumetta Lutaya Kavuma Ruth	
Oyet Simon	
Sabila Herbert Kaale	
Sekikubo Theodore	
Tubwita Bagaya Grace Bukenya	

Defence	
Transcripts: 13	Attendance Logs: 0
Aadroa Onzima Alex	
Abura Pirir Samuel	
Alupo Jessica R. Epel	
Ebong David	
Fungaroo Kaps Hassan	
Kamba Saleh M.W.	
Katirima Manoni Phinehas	
Katongole Badhul	
Kazibwe Musisi Tom	
Kibedi Zaake Wanume	
Kiiza Rwebembera James	
Kyanjo Hussein	
Lubyayi Iddi Kisiki	
Mbagadhi Frederick Nkayi	
Mujuzi Pius	
Namayanja Rose Nsereko	
Sebaggala A. Lartif Sengendo	
Akello Judith Franca	

ICT	
Transcripts: 10	Attendance Logs: 27
Okulo Epak Yefusa	
Apilinga Moses Tako	
Bahati David	
Baliddawa Edward Kafufu	
Igeme Nathan Nabeta	
Kajeke Wilfred	
Katende Gordon Sematiko	
Kyeyago Jowali Kakwa	
Magulumaali Mugumya Erasmus	
Najjemba Rosemary Muyinda	
Oceng D. Alex Penytoo	
Sempala Naggayi Nabilah	
Serunjogi Lastus Katende	
Tinkasiimire Barnabas Ateenyi	
Tumwesigye Elioda	
Tumwine Elly Tuhirirwe	
Turyahikayo Kebirungi Mary Paula	
Wangwa Rutangye Nagudi Erinah	

Gender, Labour & Social Development	
Transcripts: 9	Attendance Logs: 32
Acen Rhoda	
Auru Anne	
Balikowa Henry	
Balikudembe Mutebi Joseph	
Byamukama Nulu	
Kasule Lumumba Justine	
Katuramu Hood Kiribedda	
Kawuma Muhamed	
Kayagi Sarah Netalisire	
Kiyonga Francis Adamson	
Lukwago Rebecca Nalwaga	
Muwuma Milton Kalulu	
Nakwang Christine Tubbo	
Nampija Lukyamuzi Susan	
Nokrach Wilson William	
Okello Francis Ben	
Oleru Huda	
Ssentongo Nabulya Theopista	

Physical Infrastructure	
Transcripts: 7	Attendance Logs: 45
Amuriat Oboi Patrick	
Baba Diri Margaret	
Bakeine Mabel L. K.	
Bartille Johnson Toskin	
Busima Cosmas Mafabi W.	
Byandala Abraham James	
Byanyima Nathan	
Ekanya Geofrey	
Kisira Margaret Mbeiza	
Kwizera Eudia	
Lokii Peter Abrahams	
Lokodo Simon	
Mabikke Michael	
Mugarra Kabagambe Francis	
Muhwezi Katugugu Jim	
Nyombi Nansubuga Sarah	
Okupa Elijah	
Oleny Charles Ojok	
Omolo Peter	
Owor Amooti Otada	
Tubwita Bagaya Grace Bukenya	

Social Services	
Transcripts: 14	Attendance Logs: 14
Alaso Alice Asianut	
Alisemera Babiha Jane	
Anokbonggo Willy Washington	
Bako Christine Abia	
Barumba Beatrice Rusaniya	
Baryomunsi Chris	
Bwerere Kasole Lwanga Edward	
Byanagwa Samuel Rwamafa	
Epetait Francis	
Kaahwa Erisa Ammoti	
Kubeketerya James	
Kyatuheire Jacqueline	
Lyomoki Sam Jacob	
Malinga Johnson	
Menhya Gerald Simon	
Museveni Janet Kataaha	
Nalule Safia Juuko	
Seninde Nansubuga Rosemary	
Tumwesigye Elioda	
Wasike Stephen Mugeni	

Finance	
Transcripts: 6	Attendance Logs: 26
Balyejjusa Julius Banyenzaki Henry Birekeraawo Nsubuga Mathius Guma Gumisiriza David Hashaka Kabahweza Florence Iriama Rose Kaddunabbi Lubega Ibrahim.I Kakooza James Kyomugisha Grace Kashaija Ikiriza Nandala Mafabi Nathan Nsubuga William Oduman Albert Charles Okello Ogwang John Okecho William Oyet Simon Sejjoba Issac Sekyanzi Ndawula Ali Tindamanyire Kabondo Gaudioso Wamakuyu Mudimi Wasike Stephen Mugeni	

Legal & Parliamentary Affairs	
Transcripts: 7	Attendance Logs: 57
Achia Remigio Akumu Mavinjina Catherine Euku Simon Ross Kajara Aston Peterson Kiyingi Asuman Kyamulesire Ramadhan Lukwago Erias Mpabwa Sarah Patience Mugyenyi Rutamwebwa Mary Nakawuki Suzan Matovu Ndeezi Alex Niwagaba Wilfred Njuba Samuel Kalega Nyombi Peter Odonga Otto Jr.S Tinyefuza David Wacha Ben	

Foreign Affairs	
Transcripts: 5	Attendance Logs: 13
Akbar Hussein Godi Akiror Agnes Egunyu Angufiru Margaret Balingirira Abdul Nakendo Bintu Abwooli Lukumu Jalia Boona Emma Gudoi Yahaya Kakoba Onyango Kaliba Steven Kiryapawo Loi Kageni Kwebiha Joyce Matte Joseph Sibalingana Mugerwa Souda K. N Mutuluza Peter Claver Barnabas Muwulize Norman Ibrahim Ndawula Kaweesi Edward Okumu Ronald Reagan Sserunjogi James Mukiibi Tumwebaze Kagiigi Frank Aronda Nyakairima	

Public Service & Local Gov't	
Transcripts: 11	Attendance Logs: 24
Achia Terence Naco Amuge Rebecca Otengo Arumadri John Drazu Bakunda Alex Byarugaba Bucyanayandi Tress Byenkya Nyakaisiki Beatrice Mukasa Anthony Harris Mukose Moses Mutabaali Mulumba Meddie B. Nalubega Mariam Patience Nyeko Ocula Michael Okori-Moe Janet Grace Akech Otekat John Emilly Ringe Chan David Tuunde Mary Marion Nalubega Wopuwa George William Yiga Anthony Mpairwe Beatrice Nyago Lydia Kibwika	

Presidential Affairs	
Transcripts: 6	Attendance Logs: 22
Aol Betty Ocean	
Busingye Karooro Okurut Mary	
Butime Rwakaikara Tom	
Emigu Julius Peter	
Kashaija Robert	
Kasozi Joseph Muyomba	
Kibanzanga Christopher M.	
Kiiza Winifred	
Kikungwe Issa	
Kitatta Aboud	
Makumbi James	
Mugisa Muhanga Margaret	
Nameo Stella	
Nyanzi Vincent Makumbi	
Ogwel Lote Sammy	
Okello Okello John Livingstone	
Olega Ashraf Noah	
Opange Louis	
Tuma Ruth	

Natural Resources	
Transcripts: 6	Attendance Logs: 36
Akena James Micheal Jimmy	
Arapkissa Yekko John	
Arimpa Kigyagi John	
Atim A.O. Beatrice	
Bangirana Kawoya Anifa	
Bukeni Gyabi Fred	
Ekwau Ibi Florence	
Kasigwa Harry	
Kyahurwenda Abwooli Tomson	
Kyetunda Muhindo Elijah	
Kyokuhairwa Kyaka Viccy	
Masiko Komuhangi Winifred	
Mukitale Biraahwa Stephen Adyeeri	
Najjuma Faridah Kasasa	
Oburu Grace	
Ochieng Peter Patrick	
Ojok B'Leo	
Tete Chelangat Everline	

Agriculture	
Transcripts: 10	Attendance Logs: 33
Kabuusu Moses Wagaba	
Kamya Beti Olive Namisango Turwomwe	
Kasaija Stephen Kagwera	
Kiboijana Margaret N.	
Nalugo Sekiziyivu Mary Margaret	
Nayiga Florence Ssekabira	
Odit John	
Pajobo Bruno	
Piro Santos Eruaga	
Rwakimari Beatrice	
Sabila Herbert Kaale	
Sebuliba Mutumba Richard	
Sekitoleko Kabonesa Julient Kibirige	
Ssalabaya Haruuna	
Wadri Kassiano Ezati	
Badda Fred	
Bagiire Aggrey Henry	
Bikwasizehi K. Deusdedit	
Hashaka Kabahweza Florence	
Achia Remigio	
Magoola Zirabamuzale Beatrice Menya	

Tourism, Trade & Industry	
Transcripts: 9	Attendance Logs: 20
Ahabwe Godfrey Pereza	
Akiror Agnes Egunyu	
Amali Caroline Okao	
Amongi Betty Ongom	
Angiro Gutomoi Charles	
Bahane Niyibizi Silver	
Ekemu Charles Willy	
Kawanga John Baptist	
Lubyayi John-Bosco Sseguya	
Mugambe Kif'Omusana Joseph	
Munyira Wabwire Omusolo Rose	
Nvumetta Lutaya Kavuma Ruth	
Obua Ogwal Benson	
Oketta Julius Facki	
Okot Ogong Felix	
Ssekikubo Theodore	
Ssinabulya Sylvia Namabidde	
Tanna Sanjay	
Tashobya N. Stephen	
Toolit Simon Akecha	

Business	
Transcripts: 0	Attendance Logs 0
Ahabwe Godfrey Pereza	
Alitwala Kadaga Rebecca	
Baliddawa Edward Kafufu	
Bikwasizehi K. Deusdedit	
Bintu Abwooli Lukumu Jalia	
Busingye Karooro Okurut Mary	
Byanyima Nathan	
Dombo Lumala Emmanuel	
Ekanya Geofrey	
Kabakumba Labwoni Masiko Princess	
Kaddunabbi Lubega Ibrahim.I	
Kajara Aston Peterson	
Kikungwe Issa	
Kiryapawo Loi Kageni	
Kiyingi Asuman	
Kubeketerya James	
Mugambe Kif'Omusana Joseph	
Namayanja Rose Nsereko	
Nandala Mafabi Nathan	
Nsibambi Apolo Robin	
Nsubuga William	
Odit John	
Ogenga Latigo Morris.W	
Okecho William	
Okello Okello John Livingstone	
Sebaggala A. Lartif Sengendo	
Ssekandi Kiwanuka Edward	
Ssentongo Nabulya Theopista	
Tanna Sanjay	
Tumwesigye Elioda	
Wacha Ben	
Wadri Kassiano Ezati	
Wopuwa George William	

Index

District	Constituency	Name	Party	Page
Abim	Labwor County	Ojwok Omwony	NRM	288
Abim	Women	Okori-Moe Janet Grace Akech	NRM	293
Adjumani	East Moyo County	Piro Santos Eruaga	IND	311
Adjumani	Women	Eriyo Jesca	NRM	129
Amolatar	Kioga County	Ojok B'Leo	IND	287
Amolatar	Women	Amali Caroline Okao	IND	58
Amuria	Kapelebyong County	Malinga Johnson	IND	210
Amuria	Amuria County	Ecweru Musa Francis	NRM	122
Amuria	Women	Acen Rhoda	FDC	42
Amuru	Nwoya County	Oyet Simon	FDC	309
Amuru	Kilak County	Nyeko Ocula Michael	FDC	272
Amuru	Women	Aciro Concy	IND	46
Apac	Kole County	Ogwang John	UPC	285
Apac	Women	Amongi Betty Ongom	IND	60
Apac	Kwania County	Anokbonggo Willy Washington	UPC	65
Apac	Maruzi County	Ebong David	IND	121
Arua	Arua Municipality	Akbar Hussein Godi	FDC	48
Arua	Madi-Okollo County	Arumadri John Drazu	FDC	71
Arua	Maracha County	Aadroa Onzima Alex	FDC	40
Arua	Vurra County	Ejua Simon	NRM	123
Arua	Terego County	Wadri Kassiano Ezati	FDC	348
Arua	Women	Bako Christine Abia	FDC	85
Arua	Ayivu County	Angufiru Margaret	IND	64
Budaka	Women	Kabanda Sabano Pherry	NRM	141
Budaka	Budaka County	Kiryapawo Loi Kageni	NRM	179
Bududa	Women	Wonekha Oliver	NRM	354
Bududa	Manjiya County	Wakikona Wandendeya David	NRM	349
Bugiri	Bukooli County South	Ochieng Peter Patrick	NRM	280
Bugiri	Bukooli County Central	Mukisa Fred Douglas Mwanja	NRM	229
Bugiri	Bukooli County North	Balingirira Abdul Nakendo	NRM	90
Bugiri	Women	Kasule Lumumba Justine	NRM	161
Bukedea	Bukedea County	Oduman Albert Charles Okello	FDC	283
Bukedea	Women	Akol Rose Okullu	NRM	52
Bukwa	Women	Tete Chelangat Everline	NRM	334
Bukwa	Kongasis County	Bartille Johnson Toskin	NRM	94
Bulisa	Women	Mpairwe Beatrice	NRM	219
Bulisa	Buliisa County	Mukitale Biraahwa Stephen A.	NRM	230
Bundibugyo	Bwamba County	Kamanda Bataringaya Cos	NRM	151
Bundibugyo	Ntoroko County	Mugarra Kabagambe Francis	NRM	221
Bundibugyo	Women	Alisemera Babiha Jane	NRM	56
Bundibugyo	Bughendera	Matte Joseph Sibalingana	NRM	213
Bushenyi	Ruhinda County	Otafiire Kahinda	NRM	305
Bushenyi	Igara County East	Nduhuura Richard	NRM	263
Bushenyi	Bunyaruguru County	Tindamanyire Kabondo Gaudioso	NRM	336
Bushenyi	Sheema County South	Kamuntu Ephraim	NRM	153

District	Constituency	Name	Party	Page
Bushenyi	Igara County West	Bazana Kabwegyere Tarsis	NRM	97
Bushenyi	Women	Busingye Karoro Okurut Mary	NRM	108
Bushenyi	Sheema County North	Tumwesigye Elioda	NRM	343
Bushenyi	Buhweju County	Bikwasizehi K. Deusdedit	NRM	100
Busia	Samia-Bugwe Cnty. South	Opio Gabriel	NRM	304
Busia	Women	Munyira Wabwire Omusolo Rose	NRM	234
Busia	Samia-Bugwe Cnty. North	Wasike Stephen Mugeni	NRM	353
Butaleja	Bunyole County	Dombo Lumala Emmanuel	NRM	119
Butaleja	Women	Hyuha Samali Dorothy	NRM	135
Dokolo	Dokolo County	Okot Ogong Felix	NRM	294
Dokolo	Women	Atim Ogwal Cecilia	IND	73
Gulu	Omoror County	Toolit Simon Akecha	FDC	339
Gulu	Gulu Municipality	Oceng D. Alex Penyto	FDC	279
Gulu	Women	Aol Betty Ocan	FDC	66
Gulu	Aswa County	Okumu Ronald Reagan	FDC	296
Hoima	Buhaguzi County	Kyahurwenda Abwooli Tomson	NRM	189
Hoima	Bugahya County	Kiiza Rwebembera James	NRM	175
Hoima	Women	Byenkya Nyakaisiki Beatrice	NRM	117
Ibanda	Women	Kibojana Margaret N.	NRM	174
Ibanda	Ibanda County North	Guma Gumisiriza David	NRM	133
Ibanda	Ibanda County South	Byabagambi John	NRM	112
Iganga	Kigulu County North	Baliddawa Edward Kafufu	NRM	87
Iganga	Bugweri County	Kirunda Kivejinja Ali Muwabe	NRM	178
Iganga	Women	Magoola Zirabamuzale Beatrice	NRM	207
Iganga	Luuka County	Mulumba Meddie B.	NRM	233
Iganga	Kigulu County South	Muwuma Milton Kalulu	NRM	240
Isingiro	Women	Kyokuhairwa Kyaka Vicky	NRM	195
Isingiro	Isingiro County South	Bakunda Alex Byarugaba	NRM	86
Isingiro	Bukanga County	Byanyima Nathan	NRM	116
Isingiro	Isingiro County North	Rwamirama Kanyontore Bright	NRM	317
Jinja	Jinja Municipality West	Kasigwa Harry	FDC	159
Jinja	Kagoma County	Mbagadhi Frederick Nkayi	NRM	215
Jinja	Women	Tuma Ruth	NRM	341
Jinja	Jinja Municipality East	Igeme Nathan Nabeta	NRM	136
Jinja	Butembe County	Migereko Daudi	NRM	217
Kaabong	Women	Nakwang Christine Tubbo	NRM	247
Kaabong	Dodoch County	Lokodo Simon	NRM	199
Kabale	Rubanda County East	Ahabwe Godfrey Perezza	NRM	47
Kabale	Ndorwa County West	Bahati David	NRM	81
Kabale	Rubanda County West	Banyenzaki Henry	NRM	93
Kabale	Women	Mwesigye Ruhindi Hope	NRM	242
Kabale	Ndorwa County East	Niwagaba Wilfred	NRM	265
Kabale	Rukiga County	Byanagwa Samuel Rwamafa	NRM	114
Kabale	Kabale Municipality	Rukundo Serapio	NRM	314
Kabarole	Fort Portal Municipality	Kaliba Steven	NRM	150
Kabarole	Burahya County	Kasaija Stephen Kagwera	NRM	156
Kabarole	Bunyangabu County	Mwesige Adolf Kasaija	NRM	241

District	Constituency	Name	Party	Page
Kabarole	Women	Mugisa Muhanga Margaret	NRM	223
Kaberamaido	Kaberamaido County	Emigu Julius Peter	FDC	127
Kaberamaido	Kalaki County	Euku Simon Ross	UPC	130
Kaberamaido	Women	Ekwau Ibi Florence	FDC	126
Kalangala	Women	Nvumetta Lutaya Kavuma Ruth	NRM	269
Kalangala	Bujumba County	Badda Fred	IND	78
Kalangala	Kyamuswa County	Kabuusu Moses Wagaba	IND	142
Kaliro	Women	Kisira Margaret Mbeiza	NRM	180
Kaliro	Bulamogi County	Wambuzi Gagawala Nelson	NRM	351
Kampala	Rubaga Division North	Kamyia Beti Olive Namisango T.	FDC	154
Kampala	Women	Sempala Naggayi Nabilah	FDC	324
Kampala	Makindye Division East	Mabikke Michael	IND	205
Kampala	Kawempe Division North	Sebaggala A. Lartif Sengendo	DP	319
Kampala	Central Division	Lukwago Erias	DP	202
Kampala	Rubaga Division South	Nampijja Lukyamuzi Susan	CP	255
Kampala	Kawempe Division South	Sebuliba Mutumba Richard	DP	320
Kampala	Makindye Division West	Kyanjo Hussein	JEEMA	191
Kampala	Nakawa Division	Ruhindi Freddie	NRM	313
Kamuli	Budiope County	Balikowa Henry	NRM	88
Kamuli	Bugabula County North	Menhya Gerald Simon	NRM	216
Kamuli	Bugabula County South	Kyingi Asuman	NRM	182
Kamuli	Buzaaya County	Musumba Isaac Isanga	NRM	236
Kamwenge	Kibale County	Tumwebaze Kagiigi Frank	NRM	342
Kamwenge	Women	Hashaka Kabahweza Florence	NRM	134
Kamwenge	Kitagwenda County	Byamukama Nulu	NRM	113
Kanungu	Kinkiizi County West	Mbabazi Amama	NRM	214
Kanungu	Kinkiizi County East	Baryomunsi Chris	NRM	96
Kanungu	Women	Kyatuheire Jacqueline	NRM	192
Kapchorwa	Kween County	Arapkissa Yekko John	IND	68
Kapchorwa	Tingey County	Sabila Herbert Kaale	NRM	318
Kapchorwa	Women	Chekamondo Rukiya Kulany	NRM	118
Kasese	Busongora County North	Kyetunda Muhindo Elijah	NRM	193
Kasese	Women	Kiiza Winifred	FDC	176
Kasese	Bukonjo County East	Bihande Bwambale Yokasi	FDC	99
Kasese	Bukonjo County West	Kiyonga Chrispus Bazarrabusa	NRM	183
Kasese	Busongora County South	Kibanzanga Christopher M.	FDC	171
Katakwi	Usuk County	Oleny Charles Ojok	IND	299
Katakwi	Women	Alupo Jessica R. Epel	NRM	57
Kayunga	Ntenjeru County North	Nyombi Nansubuga Sarah	NRM	273
Kayunga	Women	Nayiga Florence Ssekabira	NRM	260
Kayunga	Ntenjeru County South	Kazibwe Musisi Tom	NRM	169
Kayunga	Bbaale County	Madada Kyebakoze Sulaiman	NRM	206
Kibale	Buyaga County	Tinkasiimire Barnabas Ateenyi	NRM	337
Kibale	Buyanja County	Kasaija Matia	NRM	155
Kibale	Bugangaizi County	Bakeine Mabel L. K.	NRM	83
Kibale	Women	Sekitoleko Kabonesa Julient K.	NRM	322
Kiboga	Kiboga County West	Ndawula Kaweesi Edward	NRM	261

District	Constituency	Name	Party	Page
Kiboga	Kiboga County East	Serunjogi Lastus Katende	NRM	326
Kiboga	Women	Nankabirwa Ssentamu Ruth	NRM	258
Kiruhura	Kazo County	Nasasira John	NRM	259
Kiruhura	Women	Barumba Beatrice Rusaniya	IND	95
Kiruhura	Nyabushozi County	Mugyenyi Rutamwebwa Mary	NRM	224
Kisoro	Women	Kwizera Eudia	NRM	188
Kisoro	Bufumbira County North	Bahane Niyibizi Silver	NRM	80
Kisoro	Bufumbira County South	Bucyanayandi Tress	IND	104
Kisoro	Bufumbira County East	Buturo Nsaba James	NRM	110
Kitgum	Lamwo County	Onek Obaloker Hilary	NRM	302
Kitgum	Women	Atim Anywar O. Beatrice	FDC	72
Kitgum	Chua County	Okello Okello John Livingstone	UPC	291
Koboko	Women	Baba Diri Margaret	NRM	76
Koboko	Koboko County	Baba James Boliba	NRM	77
Kotido	Jie County	Lokii Peter Abrahams	NRM	198
Kotido	Women	Achila Alepar Margaret	NRM	45
Kumi	Kumi County	Amuriat Oboi Patrick	FDC	62
Kumi	Ngora County	Epetait Francis	FDC	128
Kumi	Women	Akiror Agnes Egunyu	FDC	51
Kyenjojo	Kyaka County	Katongole Badhul	NRM	164
Kyenjojo	Mwenge County North	Butime Rwakaikara Tom	NRM	109
Kyenjojo	Women	Kwebiha Joyce	NRM	187
Kyenjojo	Mwenge County South	Kajara Aston Peterson	NRM	146
Lira	Moroto County	Obua Ogwal Benson	UPC	277
Lira	Lira Municipality	Akena James Micheal Jimmy	UPC	50
Lira	Erute County South	Odit John	UPC	281
Lira	Women	Amuge Rebecca Otengo	IND	61
Lira	Erute County North	Angiro Gutomoi Charles	IND	63
Lira	Otuke County	Atubo Omara Daniel	IND	74
Luwero	Katikamu County North	Byandala Abraham James	NRM	115
Luwero	Women	Lukwago Rebbeca Nalwaga	IND	203
Luwero	Katikamu County South	Khiddu Makubuya Edward	NRM	170
Luwero	Bamunanika County	Sekyanzi Ndawula Ali	NRM	323
Lyantonde	Women	Namara Grace	IND	251
Lyantonde	Kabula County	Kakooza James	NRM	149
Manafwa	Women	Kayagi Sarah Netalisire	NRM	168
Manafwa	Bubulo County West	Bukeni Gyabi Fred	NRM	105
Manafwa	Bubulo County East	Wopuwa George William	NRM	355
Masaka	Bukomansimbi County	Lubyayi Iddi Kisiki	IND	200
Masaka	Bukoto County East	Alintuma Nsambu John.C	NRM	55
Masaka	Bukoto County South	Birekeraawo Nsubuga Mathius	DP	102
Masaka	Masaka Municipality	Kawanga John Baptist	DP	166
Masaka	Kalungu County East	Sserunjogi James Mukiibi	IND	330
Masaka	Bukoto County Mid-West	Sejjoba Issac	IND	321
Masaka	Kalungu County West	Yiga Anthony	NRM	356
Masaka	Women	Mugerwa Sauda K. N	NRM	222
Masaka	Bukoto County West	Kitatta Aboud	NRM	181

District	Constituency	Name	Party	Page
Masindi	Bujenje County	Kabakumba Labwoni Masiko Princess	NRM	140
Masindi	Kibanda County	Owor Amooti Otada	NRM	308
Masindi	Buruuli County	Kaahwa Erisa Ammoti	NRM	139
Masindi	Women	Bintu Abwooli Lukumu Jalia	NRM	101
Mayuge	Bunya County East	Kubeketerya James	NRM	185
Mayuge	Bunya County West	Bagiire Aggrey Henry	NRM	79
Mayuge	Bunya County South	Kyeyago Jowali Kakwa	NRM	194
Mayuge	Women	Nakadama Isanga Lukia	NRM	245
Mbale	Bungokho County South	Kafabusa Werikhe Michael	NRM	145
Mbale	Women	Wangwa Rutangye Nagudi Erinah	NRM	352
Mbale	Bungokho County North	Gudo Yahaya	NRM	132
Mbale	Mbale Municipality	Kajeke Wilfred	FDC	147
Mbarara	Kashari County	Tibamanya Urban P.K	NRM	335
Mbarara	Mbarara Municipality	Arimpa Kigyagi John	NRM	69
Mbarara	Women	Boona Emma	NRM	103
Mbarara	Rwampara County	Ngabirano Charles	NRM	264
Mityana	Mityana County North	Katende Gordon Sematiko	NRM	162
Mityana	Women	Ssinabulya Sylvia Namabidde	NRM	331
Mityana	Busujju County	Nyanzi Vincent Makumbi	IND	271
Mityana	Mityana County South	Kaddumukasa Ssozi Jerome	IND	143
Moroto	Bokora County	Achia Terence Naco	NRM	44
Moroto	Matheniko County	Abura Pirir Samuel	NRM	41
Moroto	Moroto Municipality	Ogwel Lote Sammy	IND	286
Moroto	Women	Namoe Stella	NRM	254
Moyo	West Moyo County	Apilinga Moses Tako	UPC	67
Moyo	Women	Auru Anne	IND	75
Moyo	Obongi County	Fungaroo Kaps Hassan	FDC	131
Mpigi	Butambala County	Kaddunabbi Lubega Ibrahim.I	NRM	144
Mpigi	Mawokota County North	Mutuluuza Peter Claver Barnabas	NRM	238
Mpigi	Women	Namirembe Bitamazire Geraldine	NRM	253
Mpigi	Gomba County	Najjemba Rosemary Muyinda	NRM	243
Mpigi	Mawokota County South	Lubyayi John-Bosco Sseguya	NRM	201
Mubende	Kassanda County North	Ssalabaya Haruuna	NRM	327
Mubende	Kassanda County South	Nyombi Thembo George William	NRM	275
Mubende	Buwekula County	Bwerere Kasole Lwanga Edward	NRM	111
Mubende	Women	Najjuma Faridah Kasasa	NRM	244
Mukono	Women	Nalugo Sekiziyivu Mary Margaret	NRM	249
Mukono	Buikwe County North	Kakoba Onyango	NRM	148
Mukono	Mukono County North	Bakaluba Mukasa Peter	NRM	82
Mukono	Mukono County South	Mukwaya Balunzi Janat	NRM	232
Mukono	Buikwe County West	Muwulize Norman Ibrahim	IND	239
Mukono	Nakifuma County	Mugambe Kif Omusana Joseph	NRM	220
Mukono	Buvuma County	Nsubuga William	NRM	268
Mukono	Buikwe County South	Mukasa Anthony Harris	NRM	227
Nakapiripirit	Upe County	Kiyonga Francis Adamson	IND	184
Nakapiripirit	Chekwii County	Lokeris Peter Aimat	NRM	197

District	Constituency	Name	Party	Page
Nakapiripirit	Women	Iriama Rose	IND	137
Nakapiripirit	Pian County	Achia Remigio	NRM	43
Nakaseke	Nakaseke County	Bbumba Syda Namirembe	NRM	98
Nakaseke	Women	Namayanja Rose Nsereko	NRM	252
Nakasongola	Buruli County	Nyombi Peter	IND	274
Nakasongola	Women	Tubwita Bagaya Grace Bukenya	NRM	340
Namutumba	Busiki County	Mukose Moses Mutabaali	NRM	231
Namutumba	Women	Nyago Lydia Kibwika	NRM	270
Nebbi	Padyere County	Ringe Chan David	UPC	312
Nebbi	Women	Akumu Mavenjina Catherine	NRM	53
Nebbi	Jonam County	Jachan-Omach Mandir Fred	NRM	138
Nebbi	Okoro County	D'Ujanga Giw Simon	NRM	120
Ntungamo	Women	Rwakimari Beatrice	NRM	316
Ntungamo	Ruhaama County	Museveni Janet Kataaha	NRM	235
Ntungamo	Kajara County	Tashobya N. Stephen	NRM	333
Ntungamo	Rushenyi County	Rukutana Mwesigwa	NRM	315
Oyam	Women	Amongi Beatrice Lagada	NRM	59
Oyam	Oyam County North	Wacha Ben	IND	347
Oyam	Oyam County South	Okulo Epak Yefusa	IND	295
Pader	Women	Akello Judith Franca	FDC	49
Pader	Agago County	Ogenga Latigo Morris.W	FDC	284
Pader	Aruu County	Odonga Otto Jr.S	FDC	282
Pallisa	Women	Namuyangu Byakatonda Janat	NRM	256
Pallisa	Butebo County	Mallinga Stephen Oscar	NRM	211
Pallisa	Kibuku County	Kamba Saleh M.W.	NRM	152
Pallisa	Pallisa County	Opange Louis	IND	303
Rakai	Women	Mutagamba Maria Lubega Emily	NRM	237
Rakai	Kakuuto County	Kasamba Mathias	NRM	157
Rakai	Kyotera County	Mujuzi Pius	NRM	226
Rakai	Kooki County	Magulumaali Mugumya Erasmus	IND	208
Rukungiri	Women	Masiko Komuhangi Winifred	NRM	212
Rukungiri	Rujumbura County	Muhwezi Katugugu Jim	NRM	225
Rukungiri	Rubabo County	Turyahikayo Kebirungi Mary P.	NRM	345
Sembabule	Women	Bangirana Kawoya Anifa	NRM	92
Sembabule	Lwemiyaga County	Ssekikubo Theodore	NRM	328
Sembabule	Mawogola County	Kutesa Sam	NRM	186
Sironko	Women	Mukaye Wabudeya Beatrice	NRM	228
Sironko	Budadiri County West	Nandala Mafabi Nathan	FDC	257
Sironko	Bulambuli County	Wamakuyu Mudimi	NRM	350
Sironko	Budadiri County East	Busima Cosmas Mafabi W.	NRM	107
Soroti	Women	Alaso Alice Asianut	FDC	54
Soroti	Soroti County	Omolo Peter	FDC	301
Soroti	Serere County	Otekat John Emilly	IND	306
Soroti	Kasilo County	Okupa Elijah	FDC	297
Soroti	Soroti Municipality	Ekemu Charles Willy	FDC	125
Tororo	West Budama Cnty. South	Otiam Otaala Emmanuel	NRM	307
Tororo	Women	Oburu Grace	NRM	278

District	Constituency	Name	Party	Page
Tororo	Tororo Municipality	Tanna Sanjay	IND	332
Tororo	West Budama Cnty. North	Okecho William	IND	289
Tororo	Tororo County	Ekanya Geoffrey	FDC	124
Wakiso	Women	Seninde Nansubuga Rosemary	NRM	325
Wakiso	Busiiri County North	Bukenya Gilbert Balibaseka	NRM	106
Wakiso	Kyadondo County North	Kibirige Sebulunya Israel	NRM	173
Wakiso	Kyadondo County East	Njuba Samuel Kalega	FDC	266
Wakiso	Entebbe Municipality	Kawuma Muhamed	DP	167
Wakiso	Busiiri County South	Balikudembe Mutebi Joseph	DP	89
Wakiso	Kyadondo County South	Kikungwe Issa	DP	177
Wakiso	Busiiri County East	Nakawuki Suzan Matovu	FDC	246
Yumbe	Aringa County	Olega Ashraf Noah	NRM	298
Yumbe	Women	Oleru Huda	IND	300
N/A	Youth	Kasozzi Joseph Muyomba	NRM	160
N/A	People with Disabilities	Nalule Safia Juuko	NRM	250
N/A	People with Disabilities	Katuramu Hood Kiribedda	NRM	165
N/A	People with Disabilities	Balyejusa Julius	NRM	91
N/A	Youth	Obua Denis Hamson	NRM	276
N/A	Youth	Nalubega Mariam Patience	IND	248
N/A	Youth	Kibedi Zaake Wanume	NRM	172
N/A	Youth	Kashaija Robert	NRM	158
N/A	People with Disabilities	Ndeezi Alex	NRM	262
N/A	UPDF	Mpabwa Sarah Patience	N/A	218
N/A	None	Muliira Ham	N/A	365
N/A	None	Nsibambi Apolo Robin	NRM	366
N/A	Workers	Bakkabulindi Charles	NRM	84
N/A	None	Kinobe Jimmy William	N/A	362
N/A	None	Kategaya Eriya	N/A	361
N/A	None	Kasirivu Atwooki Kyamanywa	N/A	360
N/A	None	Muganwa Kajura Henry	N/A	364
N/A	None	Kagimu Kiwanuka	N/A	359
N/A	None	Akandwanaho Salim Saleh Caleb	N/A	358
N/A	Workers	Tuunde Mary Marion Nalubega	NRM	346
N/A	Workers	Ssentongo Nabulya Theopista	NRM	329
N/A	UPDF	Kyomugisha Grace Kashaija	N/A	196
N/A	Workers	Lyomoki Sam Jacob	NRM	204
N/A	People with Disabilities	Nokrach Wilson William	NRM	267
N/A	UPDF	Tumwine Elly Tuhirirwe	N/A	344
N/A	UPDF	Tinyefuza David	N/A	338
N/A	UPDF	Oketta Julius Facki	N/A	292
N/A	UPDF	Okello Francis Ben	N/A	290
N/A	UPDF	Makumbi James	N/A	209
N/A	UPDF	Kyamulesire Ramadhan	N/A	190
N/A	UPDF	Katirima Manoni Phinehas	N/A	163
N/A	UPDF	Arona Nyakairima	N/A	70
N/A	Workers	Pajobo Bruno	NRM	310
N/A	None	Semakula Matiya Mulumba	N/A	369

District	Constituency	Name	Party	Page
N/A	None	Okello Oryem	N/A	367
N/A	None	Suruma Ezra	NRM	370
N/A	None	Mbaguta Seezi	N/A	363
N/A	None	Ruhakana Rugunda	NRM	368



AFLI Website: www.aflia.org

"This report is essential reading for anyone who cares about the future of Uganda's democracy."

***-Ben Bella Ilakut
Uganda Christian University***

"At this important time in the history of Ugandan politics, it is good to know that the watchdogs are also being watched."

***-Norbert Mao
Gulu LC-V Chairman
Former Member of Parliament***

"This is a promising and worthwhile initiative."

***-Arthur Larok
Uganda National NGO Forum***

The Africa Leadership Institute (AFLI), established in 2003, is a nonpartisan public policy think tank based in Kampala. AFLI carries out action-based research and analysis in three thematic areas: democracy and governance, internal security, and development and poverty reduction. For a list of AFLI's publications or for more information about our programmes, please write to the Executive Director at PO Box 23277, Kampala, Uganda.

ISBN 997020701-6

