















Team Results

Rank	Name	NOC Code													SJ Pen	Total
			D	Total Rk.	D	Total Rk.	D	Total Rk.	D	Total Rk.	D	Total Rk.	D	Total Rk.		
			E	Pen.	E	Pen.	E	Pen.	E	Pen.	E	Pen.	E	Pen.		
1	Italy	ITA	40.965		41.265		41.599		42.899		42.832		39.966			249.526
	ABBADINI Yumin		5.5	13.966 11	5.7	14.266 6	4.7	13.500 26								41.732
	CASALI Lorenzo Minh		8.466		8.566		8.800									
	CASALI Lorenzo Minh		5.5	13.633 22			5.1	13.466 29	5.2	14.466 10	5.6	14.133 14	5.3	13.400 11		69.098
	CASALI Lorenzo Minh		8.433	0.300			8.366		9.266		8.533		8.100			
	LEVANTESI Matteo				4.8	12.866 51					6.2	14.733 3	5.4	13.400 12		40.999
	LEVANTESI Matteo				8.066						8.533		8.000			
	LODADIO Marco						6.3	14.633 7	5.2	14.233 26						28.866
	LODADIO Marco						8.333		9.033							
	MACCHIATI Mario		5.5	13.366 46	5.5	14.133 9			5.2	14.200 30	5.8	13.966 21	4.9	13.166 25		68.831
	MACCHIATI Mario		8.166	0.300	8.633				9.100	0.100	8.166		8.266			
2	Türkiye	TUR	40.832		39.233		42.666		43.199		42.633		39.699			248.262
	ASIL Adem		5.8	13.766 16	5.1	12.700 59	6.3	15.033 1	6.0	14.966 3	5.6	14.000 17	4.7	13.200 21		83.665
	ASIL Adem		8.066	0.100	7.600		8.733		9.066	0.100	8.400		8.500			
	ARICAN Ferhat				5.8	13.800 12			5.2	14.033 38	6.5	15.100 1				42.933
	ARICAN Ferhat				8.000				8.933	0.100	8.600					
	ONDER Ahmet		5.4	13.600 26					5.2	14.200 31			5.6	13.266 16		41.066
	ONDER Ahmet		8.300	0.100					9.000				7.666			
	KOSAK Mehmet Ayberk		5.5	13.466 38	4.6	12.733 58	6.0	14.200 10								40.399
	KOSAK Mehmet Ayberk		8.066	0.100	8.133		8.200									
	SENER Kerem						5.2	13.433 34			5.5	13.533 37	4.8	13.233 17		40.199
	SENER Kerem						8.233				8.333	0.300	8.433			









Team Results

Rank	Name	NOC Code													SJ Pen	Total
			D E	Total Rk. Pen.	D E	Total Rk. Pen.	D E	Total Rk. Pen.	D E	Total Rk. Pen.	D E	Total Rk. Pen.				
3	Great Britain	GBR	41.699		40.132		41.166		43.332		40.866		39.766			246.961
	JARMAN Jake		6.5 7.433	13.833 0.100	13 6.0	13.633 7.633	15 4.7	13.233 8.533	46 6.0	14.766 8.766	4 5.9	14.400 8.500	8 4.8	13.233 8.433		83.098
	TULLOCH Courtney						6.2 8.533	14.733 3			5.6 7.733	13.333 47				28.066
	WHITEHOUSE Luke		6.5 7.700	14.100 0.100	7 4.6	12.966 8.366	43									27.066
	TOBIN Adam						5.0 8.200	13.200 50	5.2 9.266	14.466 10			5.2 8.000	13.200 23		40.866
	NATHAN Joshua		5.8 7.966	13.766 7.933	18 5.6	13.533 7.933	19		5.2 8.900	14.100 36	5.5 7.633	13.133 57	5.1 8.233	13.333 15		67.865
4	Switzerland	SUI	42.033		40.132		40.099		41.699		43.400		38.966			246.329
	SEIFERT Noe		5.7 8.600	14.300 8.066	3 4.9	12.966 8.066	44		4.8 9.133	13.933 46	6.3 8.400	14.700 7.100	4 5.5	12.600 63		68.499
	LANGENEGGER Florian		5.6 8.200	13.700 0.100	20 5.2	13.466 8.266	21 4.6	13.266 8.666	43 5.2	14.033 8.933	38 0.100		4.5 8.500	13.000 32		67.465
	YUSOF Eddy					5.3 8.400	13.700 13	5.6 8.233	13.833 16		5.9 8.500	14.400 8				41.933
	SERHANI Taha								4.8 8.933	13.733 64	5.6 8.700	14.300 10				28.033
	KRATTER Moreno		5.8 8.233	14.033 8.233	9			4.5 8.500	13.000 65				5.7 7.666	13.366 14		40.399









Team Results

Rank	Name	NOC Code													SJ Pen	Total
			D	Total Rk.	D	Total Rk.	D	Total Rk.	D	Total Rk.	D	Total Rk.	D	Total Rk.		
			E	Pen.	E	Pen.	E	Pen.	E	Pen.	E	Pen.	E	Pen.		
5	Germany	GER	40.033		40.466		40.232		42.432		42.200		39.166			244.529
	DUNKEL Nils		5.3	13.000 67	6.0	13.600 16	5.3	13.333 41			5.7	14.000 18	4.9	12.800 51		66.733
			7.700		7.600		8.033				8.300		7.900			
	TOBA Andreas				5.6	13.200 32	5.5	13.633 23	5.2	14.000 42			5.7	13.166 28		53.999
					7.600		8.133		8.900	0.100			7.466			
	KLESSING Nick						5.4	13.266 45	5.2	14.266 23						27.532
							7.866		9.066							
	KOCHAN Lucas		5.6	13.433 40					4.8	14.166 33	5.5	14.000 16				41.599
			7.833						9.366		8.500					
	BRENDEL Pascal		5.5	13.600 27	5.6	13.666 14					5.7	14.200 12	5.0	13.200 22		54.666
			8.100		8.066						8.500		8.200			
6	Spain	ESP	40.065		39.433		41.232		42.100		41.400		39.399			243.629
	ABAD Nestor				5.0	13.233 28	5.3	13.766 17	4.8	13.700 69	5.8	13.900 23	5.3	13.733 5		68.332
					8.233		8.466		9.000	0.100	8.100		8.433			
	DIALLO Thierno		5.6	13.566 29	5.6	13.200 32			4.8	13.800 59	6.4	14.700 5	5.2	13.000 36		68.266
			7.966		7.600				9.000		8.300		7.800			
	CARRION CARO Daniel		5.2	13.666 21												13.666
			8.466													
	VERA Adria				5.0	13.000 42	4.7	13.333 39			4.8	12.800 72	5.0	12.666 57		51.799
					8.000		8.633				8.000		7.666			
	ZAPATA Rayderley		5.6	12.833 79			5.5	14.133 11	5.6	14.600 6						41.566
			7.233				8.633		9.000							









Team Results

Rank	Name	NOC Code													SJ Pen	Total
			D	Total Rk.	D	Total Rk.	D	Total Rk.	D	Total Rk.	D	Total Rk.	D	Total Rk.		
			E	Pen.	E	Pen.	E	Pen.	E	Pen.	E	Pen.	E	Pen.		
7	France	FRA	41.299		36.833		40.532		42.333		42.700		39.632			243.329
	ZONA Jim		5.3	13.433 39	4.9	13.133 36	4.7	13.200 49	4.8	13.900 48			5.3	13.133 29		66.799
			8.233	0.100	8.233		8.500		9.100			7.833				
	SALADINO Leo				4.0	11.400 106			5.6	14.433 15	5.7	14.100 15				39.933
					7.400			8.933	0.100	8.400						
	PHILIPPE Mathias		5.4	13.766 14			5.5	13.866 15			6.1	14.200 13	5.6	13.366 13		55.198
			8.466	0.100			8.366			8.100		7.766				
	DESANGES Lucas		5.7	14.100 6	5.1	12.300 74			4.8	14.000 41			5.3	13.133 29		53.533
			8.400		7.200			9.200				7.833				
	BERNARD Cameron-Lie						5.2	13.466 30			5.8	14.400 7				27.866
							8.266			8.600						
8	Belgium	BEL	40.133		40.232		39.466		42.732		41.399		39.166			243.128
	KUAVITA Noah								5.2	14.433 13	5.4	13.800 26				28.233
								9.233		8.400						
	VAN DEN KEYBUS Luka		5.5	13.633 23			4.3	13.000 63			5.0	13.633 31	5.4	12.800 52		53.066
			8.133				8.700			8.633		7.400				
	GENTGES Maxime		5.0	13.000 65	6.2	14.166 8					5.5	13.966 19	5.5	13.500 9		54.632
			8.000		7.966					8.466		8.000				
	MARTINEZ Victor				4.3	12.866 50	5.0	13.300 42	5.2	14.466 10			4.6	12.866 42		53.498
					8.566		8.300		9.266			8.266				
	ONOSHIMA Takumi		5.7	13.500 33	4.9	13.200 29	4.5	13.166 51	4.8	13.833 54						53.699
			8.100	0.300	8.300		8.666		9.033							









Team Results

Rank	Name	NOC Code													SJ Pen	Total				
			D	Total Rk.	D	Total Rk.	D	Total Rk.	D	Total Rk.	D	Total Rk.	D	Total Rk.						
			E	Pen.	E	Pen.	E	Pen.	E	Pen.	E	Pen.	E	Pen.						
9	Ukraine	UKR	39.298		40.533		41.566		42.566		39.266		38.866			242.095				
	KOVTUN Illia		6.1	14.066	8	6.0	14.400	4	5.3	13.733	19	5.2	14.333	19	6.3	14.900	2	5.7	14.000	2
			7.966			8.400			8.433			9.133			8.600			8.300		
	RADIVILOV Igor							6.0	14.300	9	5.6	14.533	7							
								8.300			8.933									
	STELMAKH Radomyr		5.5	12.466	97	5.7	12.800	57				5.4	12.500	88	5.2	13.233	20			
			6.966			7.100						7.100			8.033					
	KOLODII Pantely		4.9	12.766	80			5.0	13.533	24										
			8.266	0.400				8.533												
	MELNYKOV Mykyta					5.7	13.333	26			4.8	13.700	71	5.7	11.866	105	5.3	11.633	103	
						7.633					8.900		6.166		6.333					
10	Hungary	HUN	40.065		38.099		39.799		42.100		40.499		40.732			241.294				
	MESZAROS Krisztofer		6.1	13.733	19	4.8	12.900	48	4.7	13.333	39	4.8	14.200	29	6.2	13.833	25	5.6	13.700	7
			7.933	0.300		8.100			8.633			9.400			7.633			8.100		
	BALAZS Krisztian		5.2	12.566	89	4.9	12.633	62	4.6	13.200	48			5.9	13.200	53	5.5	13.866	4	
			7.466	0.100		7.733			8.600					7.300			8.366			
	BATORI Szabolcs										4.8	13.600	84							
											8.800									
	MOLNAR Botond		5.6	13.766	15	4.7	12.566	65			5.2	14.300	21	5.1	13.466	42				
			8.166			7.866					9.100			8.366						
	KISS Balazs							5.1	13.266	44						5.1	13.166	27		
								8.166								8.066				









Team Results

Rank	Name	NOC Code													SJ Pen	Total				
			D	Total Rk.	D	Total Rk.	D	Total Rk.	D	Total Rk.	D	Total Rk.	D	Total Rk.						
			E	Pen.	E	Pen.	E	Pen.	E	Pen.	E	Pen.	E	Pen.						
13	Israel	ISR	39.132		39.532		39.965		41.799		40.465		38.966			239.859				
	DOLGOPYAT Artem		6.1	14.366	2	5.8	13.066	40	4.5	13.166	51	4.8	13.766	62	5.3	13.333	45	4.7	12.833	48
			8.266			7.266			8.666			9.066	0.100	8.333	0.300	8.133				
	LIUBIMOV Ilia		5.0	12.233	105	5.3	13.333	25	4.2	13.066	59	4.8	13.800	58			4.8	13.233	17	
			7.233			8.033			8.866			9.100	0.100			8.433				
	MYAKININ Alexander					5.7	13.133	38												
						7.433														
	ZEIDEL Uri		5.0	12.533	92							5.0	13.666	29	4.4	12.900	37			
			7.733	0.200								8.666		8.500						
	GULIDOV Pavel							5.5	13.733	20	5.2	14.233	26	5.0	13.466	41				
								8.233			9.033		8.466							
14	Finland	FIN	40.399		38.966		39.766		41.199		40.099		38.600			239.029				
	KOSKI Elias		5.4	13.566	28	5.1	13.500	20	4.9	13.433	33	4.8	13.833	54	5.5	13.533	38	5.0	13.000	34
			8.266	0.100	8.400			8.533			9.033		8.033		8.000					
	KIRMES Oskar					5.3	13.133	37	4.7	13.233	46	4.8	13.466	87	5.0	13.300	48	4.6	12.900	38
						7.833			8.533			8.766	0.100	8.300		8.300				
	KANERVA Tarmo		5.1	13.300	49	4.4	12.333	73	4.3	13.100	56									
			8.200			7.933			8.800											
	KIRMES Robert		5.6	13.533	32							4.8	13.900	48	5.1	13.266	49	4.9	12.700	55
			8.133	0.200								9.100		8.166		7.800				
	KARSIKAS Akseli																			0.000









Team Results

Rank	Name	NOC Code													SJ Pen	Total
			D	Total Rk.	D	Total Rk.	D	Total Rk.	D	Total Rk.	D	Total Rk.	D	Total Rk.		
			E	Pen.	E	Pen.	E	Pen.	E	Pen.	E	Pen.	E	Pen.		
15	Cyprus	CYP	40.766		35.733		40.598		42.499		38.632		38.132			236.360
	ANGONAS Georgios						4.2	12.666 88	4.8	14.033 37	4.8	12.966 64	4.8	12.433 70		52.098
	GEORGIUO Ilias		5.0	13.133 58	4.7	11.633 100	4.7	13.466 28	4.8	14.100 35	5.2	12.733 80	5.3	12.833 49		77.898
	PILAKOURIS Sokratis		8.233	0.100	6.933		8.766		9.300		7.533		7.533			14.466
	KYRIAKOU Neofytos						5.9	14.466 8								53.232
	CHARI Michalis						8.566									38.666
			5.3	14.000 10	4.1	12.000 83			5.2	14.366 18			4.9	12.866 44		53.232
			8.700		7.900				9.166				7.966			53.232
			5.7	13.633 24	3.6	12.100 79					4.2	12.933 66				38.666
			7.933		8.500						8.733					38.666
16	Norway	NOR	39.965		34.565		39.366		42.733		40.598		38.966			236.193
	HEGGENSNES Sofus		5.1	13.166 54	4.8	10.833 117	4.6	13.033 62	5.2	14.500 8	5.2	13.566 33	5.3	13.500 8		78.598
	KARLSEN Jacob		8.066		6.033		8.433		9.300		8.366		8.200			40.499
	WIBYE Harald		4.5	13.033 64			5.5	13.533 25	4.8	13.933 46						40.499
	SPONEVIK Sebastian		8.533				8.033		9.133							40.499
	SKOQVANG Peder				4.4	12.066 81	4.3	12.800 76			5.4	14.266 11	4.9	12.466 65		51.598
					7.666		8.500				8.866		7.566			51.598
					4.7	11.666 98			5.2	14.300 21	4.7	12.766 75				38.732
					6.966				9.100		8.066					38.732
			5.7	13.766 17									4.5	13.000 32		26.766
			8.066										8.500			26.766









Team Results

Rank	Name	NOC Code													SJ Pen	Total					
			D	Total Rk.	E	Pen.	D	Total Rk.	E	Pen.	D	Total Rk.	E	Pen.			D	Total Rk.	E	Pen.	
17	Lithuania	LTU	39.466		38.633		38.866		40.633		38.766		37.433			233.797					
	CHASAZYROVAS Gytis		5.9	13.400	45	5.8	13.200	34	4.7	12.933	69	5.2	13.700	75	4.0	12.733	77	4.1	11.400	108	77.366
	KUZMICKAS Tomas		7.600	0.100		7.400		8.233		8.500		8.733		7.300							76.699
	TVOROGAL Robert		5.0	13.100	59	4.2	12.333	71	4.1	12.800	75	4.0	13.100	100	4.8	13.033	60	4.7	12.333	81	79.732
			8.100			8.133		8.700		9.100		8.233		7.633							
			4.9	12.966	69	4.6	13.100	39	4.5	13.133	55	4.8	13.833	54	5.9	13.000	63	5.5	13.700	6	
			8.066			8.500		8.633		9.033		7.100		8.200							
18	Bulgaria	BUL	39.865		34.666		38.866		42.366		38.899		36.499			231.161					
	ALEKSANDROV Yordan		4.9	13.066	61			4.6	12.633	91		5.7	13.833	24	5.1	12.866	46				52.398
	ZLATANOV Bozhidar		8.166			4.2	11.166	111	4.4	13.333	38	5.2	14.200	31	6.0	13.200	54				51.899
	TRIFONOV Teodor					6.966		8.933		9.000		7.200						4.6	11.400	109	23.100
	PENEV Eddie					4.5	11.700	96									6.800				27.499
	PENEV Kevin		5.6	13.233	53					5.2	14.266	23									76.265
			7.633							9.066											
			5.6	13.566	29	4.6	11.800	91	4.6	12.900	72	5.2	13.900	51	4.6	11.866	104	4.4	12.233	84	
			7.966			7.200		8.300		9.000	0.300	7.266		7.833							









Team Results

Rank	Name	NOC Code													SJ Pen	Total		
			D	Total Rk.	D	Total Rk.	D	Total Rk.	D	Total Rk.	D	Total Rk.	D	Total Rk.				
			E	Pen.	E	Pen.	E	Pen.	E	Pen.	E	Pen.	E	Pen.				
19	Austria	AUT	38.765		38.265		38.766		40.165		37.799		37.233			230.993		
	BENDA Alexander										4.8	11.933	98			11.933		
	MATIEV Askhab		5.2	12.733	81	4.4	12.833	52	4.1	12.966	67	4.8	13.066	105	4.2	13.200	51	77.398
	KRANZLMUELLER Severin		7.533			8.433		8.866		8.566	0.300	9.000		8.300			75.531	
	RUDY Ricardo		5.1	12.566	90	4.0	11.866	88	4.4	13.000	64	4.4	13.366	93	4.8	12.033	101	66.131
			7.466			7.866		8.600		8.966		7.233		8.000				
			5.0	13.466	37	5.1	13.566	17	4.3	12.800	76	4.8	13.733	64	4.3	12.566	85	
			8.466			8.466		8.500		8.933		8.266						
20	Iceland	ISL	39.565		36.432		36.699		41.266		38.266		37.199			229.427		
	GUDMUNDSSON Martin Bjarni		4.6	13.133	57			4.1	12.066	112	4.8	13.700	71		4.2	12.200	87	51.099
	OLAFSSON Dagur Kari		8.633	0.100		4.6	12.933	45	8.333			4.7	13.000	62	4.0	12.633	58	38.566
	THORISSON Jonas Ingi					8.333					8.300	8.633					38.665	
	REINHARDSSON Valgard		4.9	13.466	36	3.8	11.533	104		4.8	13.666	77					75.698	
	DAVIDSSON Agust Ingi		8.566			7.733		8.866										
			4.9	12.966	68	3.4	11.966	84	4.3	12.100	109	4.8	13.900	48	4.8	12.400	90	25.399
			8.166	0.100		8.566		7.800		9.100		7.600		7.966				
								4.4	12.533	96		4.4	12.866	70				
								8.133				8.466						









Team Results

Rank	Name	NOC Code													SJ Pen	Total	
			D E	Total Rk. Pen.	D E	Total Rk. Pen.	D E	Total Rk. Pen.	D E	Total Rk. Pen.	D E	Total Rk. Pen.					
21	Poland	POL	38.666		34.366		37.499		41.599		39.632		37.198			228.960	
	GARNCZAREK Kacper		4.9 7.400	12.200 0.100	106 8.100	4.8 12.900	48 8.100	4.1 12.200	106 9.066	4.4 13.466	85 8.133	4.9 13.033	61 8.066	4.8 12.866		76.665	
	GAWRONSKI Sebastian		5.7 7.666	13.166 0.200	56 6.900	4.0 10.900	116 7.633	5.0 12.633	92 9.200	5.2 14.400	16 8.633	4.9 13.533	36 7.666	4.7 12.366		76.998	
	SASNAL Filip		5.6 7.900	13.300 0.200	50 6.666	3.9 10.566	123 8.466	4.2 12.666	88 9.033	4.8 13.733	63 0.100	4.2 8.866	13.066 8.866	58 7.566	4.4 11.966		75.297
22	Greece	GRE	36.398		36.399		40.833		40.598		40.198		34.332			228.758	
	PETROUNIAS Eleftherios						6.3 8.433	14.733 4								14.733	
	ILIOPOULOS Nikolaos		4.7 7.566	12.266 8.033	103 4.3	12.333 8.700	72 8.700	4.7 13.400	35 9.166	4.8 13.966	43 8.066	5.2 13.266	50 7.700	5.2 12.900		78.131	
	TSOLAKIDIS Stefanos		4.6 7.666	12.266 7.666	102						6.0 7.766	13.766 7.766	28			26.032	
	TANTALIDIS Antonios		5.6 6.566	11.866 0.300	112 6.800	5.4 12.200	76 8.800	3.9 12.700	81 8.766	5.2 13.666	80 0.300	4.0 9.166	13.166 6.866	55 4.1	10.966	119	74.564
	KANELLOS Apostolos				5.4 6.466	11.866 90			4.0 8.966	12.966 111		4.7 5.766	10.466 122			35.298	









Team Results

Rank	Name	NOC Code													SJ Pen	Total											
			D	Total Rk.	D	Total Rk.	D	Total Rk.	D	Total Rk.	D	Total Rk.	D	Total Rk.													
			E	Pen.	E	Pen.	E	Pen.	E	Pen.	E	Pen.	E	Pen.													
23	Ireland	IRL	39.200		40.265		35.799		41.633		35.366		35.799			228.062											
	MC CLENAGHAN Rhys				6.4	14.966	1									14.966											
	MONTGOMERY Eamon		5.9	13.500	35											13.500											
	STEELE Adam		7.600																								
	CUNNINGHAM Dominick		5.5	13.000	66	5.4	13.433	22	3.6	12.000	113	5.2	13.700	75	5.1	12.400	91	4.1	12.400	71		76.933					
	HOOTON Niall		7.900	0.400	8.033				8.400		8.500		7.300		8.300												
			5.6	12.700	84	4.5	11.866	89	4.8	12.266	102	5.2	14.233	26	5.1	12.166	96	4.9	11.866	101		75.097					
			7.200	0.100	7.366				7.466		9.033		7.066		6.966												
									3.6	11.533	123	4.8	13.700	71	4.5	10.800	113	3.8	11.533	107		47.566					
									7.933		8.900		6.300		7.733												
24	Czech Republic	CZE	38.966		34.699		36.433		40.765		37.766		36.965			225.594											
	BAGO Daniel		4.9	13.400	43	4.0	11.766	93	4.1	12.633	90	4.4	13.266	94	4.3	12.633	83	4.2	12.233	83		75.931					
	GAGAMOV Jack		8.500				4.7	11.233	110	4.2	11.900	116					4.4	12.366	73		35.499						
	KALNY Ondrej						6.533		7.700																		
	RADOVESNICKY Daniel		5.4	12.900	72	4.3	11.700	95				5.2	14.433	13								39.033					
	POSPISIL Martin		7.600	0.100	7.400						9.233						4.0	13.066	104	5.0	12.800	73	4.4	12.366	73		38.232
											9.066		7.800		7.966												
			4.3	12.666	85				3.8	11.900	115				3.8	12.333	93					36.899					
			8.366						8.100				8.533														









Team Results

Rank	Name	NOC Code													SJ Pen	Total
			D	Total Rk.	D	Total Rk.	D	Total Rk.	D	Total Rk.	D	Total Rk.	D	Total Rk.		
			E	Pen.	E	Pen.	E	Pen.	E	Pen.	E	Pen.	E	Pen.		
25	Sweden	SWE	38.432		33.232		38.532		39.333		37.733		36.899			224.161
	IL-SUNG MELANDER Luis		4.6	12.866 73			5.5	12.366 100	4.0	13.033 107			3.6	11.866 99		50.131
			8.266				6.866		9.033				8.266			
	IDESJOE Karl		5.1	12.700 82	3.2	10.466 125	4.5	13.366 37			5.5	13.533 38	4.9	12.600 62		62.665
			7.700	0.100	7.266		8.866				8.033		7.700			
	SUNDELL William				4.9	10.800 119										10.800
					5.900											
	LENBERG Joakim		4.7	12.866 74					4.0	13.100 100	4.4	11.300 111				37.266
			8.166						9.100		6.900					
	STENBERG Marcus				4.1	11.966 85	4.4	12.800 79	4.4	13.200 96	4.4	12.900 69	4.5	12.433 69		63.299
					7.866		8.400		8.900	0.100	8.500		7.933			
26	Slovakia	SVK	35.200		37.399		36.999		39.399		38.765		34.966			222.728
	KASALA Oliver		4.5	12.300 100	4.8	11.266 109	4.0	11.966 114	4.0	12.933 113	5.2	13.566 33	4.4	12.333 79		74.364
			7.800		6.466		7.966		8.933		8.366		7.933			
	NEMCOVIC Matej		5.0	12.000 110	5.4	12.933 46	4.9	12.833 74			4.3	12.466 89	3.8	11.300 112		61.532
			7.000		7.533		7.933				8.166		7.500			
	VIDRICKO Peter							4.0	13.000 110				3.9	11.333 110		24.333
								9.000					7.433			
	OTRESHKO Volodymyr		4.2	10.900 121	5.4	13.200 31	3.8	12.200 105	4.8	13.466 87	4.6	12.733 78				62.499
			6.700		7.800		8.400		8.766	0.100	8.133					















Team Results

Rank	Name	NOC Code													SJ Pen	Total				
			D	Total Rk.	D	Total Rk.	D	Total Rk.	D	Total Rk.	D	Total Rk.	D	Total Rk.						
			E	Pen.	E	Pen.	E	Pen.	E	Pen.	E	Pen.	E	Pen.						
27	Georgia	GEO	10.600		23.333		23.566		13.100		36.466		33.732			140.797				
	ABESADZE Saba										4.5	12.066	99			12.066				
	JIMSHELEISHVILI Ioane										4.4	12.700	81	4.0	11.166	116				
	SITCHINAVA Bidzina		3.8	10.600	123	4.0	11.300	108	3.3	11.500	124	4.0	13.100	100	4.2	11.700	107	3.8	11.566	105
	SKHILADZE Levan		6.900	0.100		7.300		8.200		9.100		7.500		7.766						
						5.4	12.033	82	4.0	12.066	111			3.9	11.000	118				
						6.633		8.066						7.100					35.099	
	Croatia	CRO	13.433		36.899				13.200				13.966			DNF				
	BENOVIC Aurel		6.2	13.433	41				5.6	13.200	97								26.633	
			7.333	0.100					8.000	0.400										
	SRBIC Tin												5.5	13.966	3				13.966	
													8.466							
	UDE Filip					5.7	13.366	24											13.366	
						7.666														
	VLAHEK Jakov					5.7	11.733	94											11.733	
						6.033														
	ZUGEC Mateo					5.5	11.800	92											11.800	
						6.300														



Team Results

Rank	Name	NOC Code							SJ Pen	Total
			D Total Rk. E Pen.	D Total Rk. E Pen.	D Total Rk. E Pen.	D Total Rk. E Pen.	D Total Rk. E Pen.	D Total Rk. E Pen.		

LEGEND	 Horizontal bar	 Parallel bars	 Vault	 Rings	 Pommel horse	 Floor exercise
E Execution		D Difficulty	Rk. Ranking	Pen Penalty		