

Ucla

FOOTBALL

INFORMATION GUIDE



HOLLYWOOD



2022

CHAMPIONS
CHAMPIONS
CHAMPIONS
CHAMPIONS

MADE HERE



Ucla x 



2022 UCLA FOOTBALL

QUICK FACTS

Location	Los Angeles, CA
Athletic Dept. Address	325 Westwood Plaza Los Angeles, CA 90095
Athletics Phone	(310) 825-8699
Ticket Office	(310) UCLA-WIN
Website	uclabruins.com
Social Media	@UCLAFootball
Chancellor	Dr. Gene Block
Alice and Nahum Lainer Family Director of Athletics	Martin Jarmond
Enrollment	45,507 (31,002 undergraduates)
Founded	1919
Colors	Blue and Gold
Nickname	Bruins
Conference	Pac-12
National Affiliation	NCAA Division I
Home Stadium	Spieker Field at the Rose Bowl
Offensive Alignment	Multiple
Defensive Alignment	Multiple
Letterwinners Returning	36 (7 starters; 5 off. / 2 def.)
Letterwinners Lost/Starters Lost	22/15
2021 Overall Record	8-4
2021 Conference Record	6-3 (T2nd, Pac-12 South Div.)
UCLA IMG Radio Team	Josh Lewin (play-by-play), Matt Stevens (analyst), Wayne Cook (sideline)

COACHING STAFF

Head Coach: Chip Kelly (New Hampshire '90)	4th Year
Offensive Line: Tim Drevno	1st Year
Tight Ends: Jeff Faris	1st Year
Running Backs: DeShaun Foster	5th Year
Quarterbacks: Ryan Gunderson	2nd Year
Outside Linebackers/Special Teams: Ikaika Malloe	1st Year
Defensive Coordinator: Bill McGovern	1st Year
Defensive Line: Chad Kauha'aha'a	1st Year
Receivers: Jerry Neuheisel	2nd Year
Inside Linebackers: Ken Norton Jr.	1st Year
Asst. Head Coach / Passing Game Coord. / Defensive Backs: Brian Norwood	3rd Year
Director of Football Performance: Keith Belton	2nd Year

TABLE OF CONTENTS

Quick Facts/Schedule	1
Rosters	2-3
Coaching Staff	4-11
Returning Player Biographies	12-45
Newcomer Biographies	46-56

2021 Season in Review

Final Stats and Results	57-62
2021 Honors	62-63
Box Scores	64-68

Records

The Last Time	69-70
Career Records	71-72
Single-Season Records	73-74
Individual Records	75-76
Bowl Records	76
True Freshman Records	77
Team Single-Season Records	78
Opponent Records	79
Single-Game / Career Records Lists	80-81
Opponent Single-Game Records	82
All-Time 100-Yard Rushers / Receivers	83-85
Multiple 100-Yard Games	86
Single-Game 100-Yard Duos	87
Top 10 Offensive / Defensive Seasons	88
All-Time NCAA Leaders Summary	88
Year-By-Year Totals	89-96
UCLA Returns for Touchdown	97
Multi-Game 300-Yard Passers / QB Records	98
100-Yard Multi-Game Receiving Leaders	99
100-Yard Multi-Game Rushing Leaders	100-101

History

All-Time Results	102-106
All-Time Record vs. Opponents	107
Record vs. Opponents	108-113

Record in Overtime	114
Fourth-Quarter / OT Wins	115
Shutouts	115
Comeback Wins / Games Between Top-10 Ranked Teams	116
Bruin Wins Over Top 25-Ranked Opponents	117-118
UCLA's BCS / Playoff Poll History	118
Yearly Coaching Records	119
Bruin Championship Teams	120-122
Year-By-Year Coaching Records	123
Top Crowds	124
UCLA Football Traditions	125
All-Time Letterwinners List	126-130
Freshman / Four-Year Starters	130

Bowl History

Bowl Summaries	131-137
----------------	---------

Traditions

UCLA's National Championship Season	138
Hall of Famers	139-140
All-Americans	141-149
UCLA and the Heisman Trophy	150
UCLA Award Winners	151-154
Retired Jerseys	155
Honored Bruins	156
First-Team All-Conference	157
Conference Leaders	158-159
Classroom All-Stars	160

Bruins in the NFL

2020 NFL Bruins	161
Bruins in the Super Bowl	162
First-Round Draft Choices	162
All-Time Professional Roster	163-168
All-Pro / Pro Bowl Selections	169
NFL Draft History	170-172

2022 UCLA FOOTBALL SCHEDULE

Date	Opponent (21 Record)	Time / TV	Location	Last Meeting	Series
Sept. 3	Bowling Green (4-8)	11:30 a.m. / P12	Rose Bowl	----	First Meeting
Sept. 10	Alabama State (5-6)	2 p.m. / P12	Rose Bowl	----	First Meeting
Sept. 17	South Alabama (5-7)	11 a.m. / P12	Rose Bowl	----	First Meeting
Sept. 24	at Colorado* (4-8)	TBD	Boulder, Colo.	W, 44-20 (2021)	UCLA leads 12-5
Sept. 30	Washington*(4-8)	7:30 p.m. / ESPN	Rose Bowl	W, 24-17 (2021)	UCLA leads 41-32-2
Oct. 8	Utah* (10-4)	TBD	Rose Bowl	L, 24-44 (2021)	UCLA leads 11-8
Oct. 22	at Oregon* (10-4)	TBD	Eugene, Ore.	L, 31-34 (2021)	UCLA leads 40-31
Oct. 29	Stanford*(3-9)	TBD	Rose Bowl	W, 35-24 (2021)	UCLA leads 47-43-3
Nov. 5	at Arizona State*(8-5)	TBD	Tempe, Ariz.	L, 23-42 (2021)	UCLA leads 22-15-1
Nov. 12	Arizona*(1-11)	TBD	Rose Bowl	W, 34-16 (2021)	UCLA leads 27-17-2
Nov. 19	USC*(4-8)	TBD	Rose Bowl	W, 62-33 (2021)	UCLA trails 33-49-7
Nov. 25	at California* (5-7)	1:30 p.m. / FOX	Berkeley, Calif.	W, 42-14 (2021)	UCLA leads 57-34-1
Dec. 2	Pac-12 Championship Game	5 p.m. / FOX	Las Vegas, Nevada		

2021 UCLA FOOTBALL RESULTS (8-4 Overall; 6-3, T2nd Pac-12 South)

Date	(UCLA RK) Opponent (RK)	Location	Score
Aug. 28	Hawai'i	Rose Bowl	W, 44-10
Sept. 4	LSU (16)	Rose Bowl	W, 38-27
Sept. 18	(UCLA 13) Fresno State	Rose Bowl	L, 37-40
Sept. 25	(UCLA 24) at Stanford*	Stanford, Calif.	W, 35-24
Oct. 2	(UCLA 20) Arizona State*	Rose Bowl	L, 23-42
Oct. 9	at Arizona*	Tucson, Ariz.	W, 34-16
Oct. 16	at Washington*	Seattle, Wash.	W, 24-17
Oct. 23	Oregon* (10)	Rose Bowl	L, 31-34
Oct. 30	at Utah*	Salt Lake City, Utah	L, 24-44
Nov. 13	Colorado*	Rose Bowl	W, 44-20
Nov. 20	at USC*	L.A. Coliseum	W, 62-33
Nov. 27	California*	Rose Bowl	W, 42-14
Dec. 28	N.C. State	San Diego, Calif.	SDCCU Holiday Bowl (not played)



QB Dorian Thompson-Robinson

2022 UCLA FOOTBALL ROSTER

2022 UCLA ALPHABETICAL ROSTER

No.	Name	Pos.	Ht.	Wt.	Yr.	Exp.	Hometown	Previous School / High School
19	Kazmeir Allen	WR	5-9	175	R-Jr.	3V	Tulare, Calif.	Tulare Union HS
44	Martin Andrus Jr.	DL	6-2	305	R-Sr.	2V	Long Beach, Calif.	Los Angeles HS
3	Chase Artopoulos	QB	6-1	195	R-Jr.	SQ	Orcutt, Calif.	St. Joseph HS
41	Devin Aupiu	LB	6-5	237	So.	1V	Oxnard, Calif.	Notre Dame / Pacifica HS
27	Ashton Authement	WR	6-2	205	R-Jr.	SQ	Riverside, Calif.	Notre Dame HS
2	Nicholas Barr-Mira	K	6-0	170	R-Jr.	2V	Palos Verdes, Calif.	Loyola HS
45	Chase Barry	P	6-4	215	Fr.	HS	San Juan Capistrano, Calif.	JSerra Catholic HS
4	Stephan Blaylock	DB	5-11	193	R-Sr.	4V	Compton, Calif.	St. John Bosco HS
9	Jake Bobo	WR	6-5	215	R-Sr.	TR	North Andover, Mass.	Duke / Belmont Hill School
0	Kam Brown	WR	6-0	190	R-Jr.	1V	Colleyville, Texas	Texas A&M / Colleyville Heritage HS
9	Choé Bryant-Strother	LB	6-3	240	R-So.	1V	Atlanta, Ga.	Greater Atlanta Christian School
33	Bo Calvert	LB	6-3	235	R-Sr.	3V	Oxnard, Calif.	Oaks Christian School
54	Josh Carlin	OL	6-5	315	R-Jr.	2V	Westlake Village, Calif.	Sierra Canyon School
24	Zach Charbonnet	RB	6-1	220	Sr.	1V	Camarillo, Calif.	Michigan / Oaks Christian School
23	Kenny Churchwell III	DB	6-2	190	R-Jr.	2V	Casa Grande, Ariz.	Mountain Pointe HS
89	Michael Churich	TE	6-6	240	R-Jr.	SQ	Burlingame, Calif.	Junipero Serra HS
62	Duke Clemens	OL	6-3	302	Sr.	3V	Kailua, Hawaii	Punahou School
29	Adam Cohen	LB	6-0	232	R-Jr.	1V	Plainview, N.Y.	Phillips Academy Andover
10	Ryan Cragun	WR	6-1	185	R-Sr.	TR	Dana Point, Calif.	Pennsylvania / St. Margaret's Episcopal School
24	Jaylin Davies	DB	5-11	180	R-Fr.	TR	Rancho Cucamonga, Calif.	Oregon / Mater Dei HS
72	Garrett DiGiorgio	OL	6-6	312	R-Fr.	1V	Oak Hills, Calif.	Serrano HS
35	Devanti Dillard	WR	6-0	200	R-So.	SQ	Fontana, Calif.	Etiwanda HS
43	James Dinneen	LB	6-2	225	R-Jr.	SQ	Los Altos, Calif.	Saint Francis HS
78	Liam Douglass	OL	6-5	315	Sr.	TR	Topanga, Calif.	USC / Harvard-Westlake School
86	Michael Ezeike	TE	6-5	252	R-Sr.	4V	Upland, Calif.	Colony HS
75	Bruno Fina	OL	6-4	290	R-So.	SQ	Tucson, Ariz.	Salpointe Catholic HS
97	Joseph Firebaugh Jr.	K	6-2	185	R-Fr.	TR	San Diego, Calif.	Southwestern College / Otay Ranch HS
56	Kobey Fitzgerald	LB	6-0	215	R-Sr.	SQ	Eastvale, Calif.	Riverside CC / Servite HS
57	Jon Gaines II	OL	6-4	300	Sr.	2V	Wauwatosa, Wisc.	Marquette University HS
4	Ethan Garbers	QB	6-3	210	R-So.	1V	Newport Beach, Calif.	Washington / Corona del Mar HS
60	Beau Gardner	LS	6-4	250	R-So.	SQ	San Francisco, Calif.	St. Ignatius College Preparatory
28	Josiah Gonzales	RB	5-11	170	R-Fr.	HS	Turlock, Calif.	Turlock HS
11	Chase Griffin	QB	5-10	190	Sr.	1V	Round Rock, Texas	Hutto HS
32	Christian Grubb	RB	5-9	170	R-Jr.	SQ	Tarzana, Calif.	Notre Dame HS
81	Hudson Habermehl	TE	6-6	252	R-Jr.	SQ	Roseville, Calif.	Woodcreek HS
25	TJ Harden	RB	6-2	210	Fr.	HS	Los Angeles, Calif.	Inglewood HS
30	Jax Harley	DB	5-9	165	Fr.	HS	Long Beach, Calif.	St. John Bosco HS
46	Hayden Harris	DL	6-5	251	R-Jr.	SQ	Mill Creek, Wash.	Eastside Catholic School
95	Sitiveni Havili-Kaufusi	DL	6-3	282	R-Jr.	SQ	Waimanalo, Hawaii	Punahou School
22	Azizi Hearn	DB	6-2	206	R-Sr.	TR	Oceanside, Calif.	Wyoming / Oceanside HS
23	Sean Holland	QB	6-2	215	R-Sr.	TR	Londonderry, N.H.	Fordham / Nashua HS South
6	John Humphrey	DB	6-2	192	Jr.	2V	Pasadena, Calif.	John Muir HS
77	Jaylan Jeffers	OL	6-5	304	R-So.	TR	Phoenix, Ariz.	Oregon / Saguaro HS
36	Alex Johnson	DL	6-0	185	R-Jr.	3V	Carson, Calif.	Loyola HS
35	Carl Jones Jr.	LB	6-2	228	Sr.	3V	Bakersfield, Calif.	Bakersfield HS
99	Kalen Jones	K	5-9	165	Fr.	HS	San Diego, Calif.	Eastlake HS
22	Keegan Jones	RB	5-9	175	R-Jr.	2V	Cleveland, Tenn.	Cleveland HS
19	DJ Justice	DB	6-0	190	R-Fr.	SQ	San Diego, Calif.	Bishop Alemany HS
1	Ale Kaho	LB	6-2	235	R-Sr.	1V	Reno, Nev.	Alabama / Reno HS
3	Devin Kirkwood	DB	6-3	194	So.	1V	Inglewood, Calif.	Junipero Serra HS
26	Brian Kowall	RB	5-11	210	R-So.	SQ	Templeton, Calif.	Mission College Preparatory Catholic HS
51	Jack Landherr IV	LS	6-1	238	Sr.	3V	Chino Hills, Calif.	Chino Hills HS
15	Laiatu Latu	LB	6-4	265	R-Jr.	TR	Sacramento, Calif.	Washington / Jesuit HS
96	Ari Libenson	K	5-9	170	R-So.	SQ	Berkeley, Calif.	Berkeley HS
93	RJ Lopez	K	5-11	185	Jr.	2V	Huntington Beach, Calif.	Mission Viejo HS
17	Logan Loya	WR	5-11	180	Jr.	2V	Garden Grove, Calif.	St. John Bosco HS
56	Atonio Mafi	OL	6-4	339	R-Sr.	4V	Shoreview, Calif.	Junipero Serra HS
94	Dovid Magna	DL	6-4	315	R-Jr.	1V	Malibu, Calif.	Malibu HS
67	Yutaka Mahe	OL	6-6	300	R-Fr.	SQ	Hawthorne, Calif.	Da Vinci Schools
50	Tyler Manoa	OL	6-4	312	R-Sr.	4V	Hayward, Calif.	Saint Francis HS
64	Sam Marrazzo	OL	6-3	301	R-Sr.	4V	Aliso Viejo, Calif.	Aliso Niguel HS
18	Jadyn Marshall	WR	6-1	180	Fr.	HS	Stockton, Calif.	Saint Mary's HS
6	Justyn Martin	QB	6-4	222	Fr.	HS	Inglewood, Calif.	Inglewood HS
20	Kain Medrano	LB	6-3	230	R-Jr.	2V	Pueblo, Colo.	Pueblo East HS
2	Titus Mokiao-Atimalala	WR	6-1	184	So	TR	Ewa Beach, Hawaii	UCF / Campbell HS
53	Darius Muasau	LB	6-1	230	Sr.	TR	Ewa Beach, Hawaii	Hawai'i / Mililani HS
11	Gabriel Murphy	DL	6-3	262	R-So.	TR	Dallas, Texas	North Texas / Bishop Lynch HS
12	Grayson Murphy	DL	6-3	262	R-So.	TR	Dallas, Texas	North Texas / Bishop Lynch HS
31	Deshun Murrell	RB	5-11	190	R-Fr.	SQ	Brent, Ala.	Bibb County HS
96	Hayden Nelson	LB	6-3	235	R-Fr.	SQ	Brookfield, Wisc.	Brookfield Central HS
31	Isaiah Newcombe	DB	6-1	182	R-Fr.	SQ	Gilbert, Ariz.	Casteel HS
33	Jake Newman	LB	6-1	205	Jr.	SQ	Anaheim Hills, Calif.	St. John Bosco HS

NUMERICAL ROSTER

0	Kam Brown	WR
1	Ale Kaho	LB
1	D. Thompson-Robinson	QB
2	Nicholas Barr-Mira	K/P
2	Titus Mokiao-Atimalala	WR
3	Chase Artopoulos	QB
3	Devin Kirkwood	DB
4	Stephan Blaylock	DB
4	Ethan Garbers	QB
6	John Humphrey	DB
6	Justyn Martin	QB
7	Mo Osling III	DB
7	Colson Yankoff	WR
9	Jake Bobo	WR
9	Choé Bryant-Strother	LB
10	Ryan Cragun	WR
10	Joshua Swift	DB
11	Chase Griffin	QB
11	Gabriel Murphy	DL
12	Grayson Murphy	DL
12	Matt Sykes	WR
14	Josiah Norwood	WR
14	Clint Stephens	DB
15	Laiatu Latu	LB
15	Braden Pegan	WR
17	Logan Loya	WR
17	Jalen Woods	LB
18	Jadyn Marshall	WR
18	Croix Stewart	DB
19	Kazmeir Allen	RB
19	DJ Justice	DB
20	Kain Medrano	LB
20	Carsen Ryan	RB
21	Bradley Schlom	WR
21	JonJon Vaughns	LB
22	Azizi Hearn	DB
22	Keegan Jones	RB
23	Kenny Churchwell III	DB
23	Sean Holland	QB
24	Zach Charbonnet	RB
24	Jaylin Davies	DB
25	TJ Harden	RB
25	Ezavier Staples	WR
26	Brian Kowall	RB
27	Ashton Authement	WR
27	Kamari Ramsey	DB
28	Josiah Gonzales	RB
28	Jack Pedersen	RB
29	Adam Cohen	LB
29	Evan Thomas	DB
30	Jax Harley	DB
31	Deshun Murrell	RB
31	Isaiah Newcombe	DB
32	Christian Grubb	RB
32	William Nimmo Jr.	DB
33	Bo Calvert	LB
33	Jake Newman	LB
35	Devanti Dillard	WR
35	Carl Jones Jr.	LB
36	Alex Johnson	DB
37	Elijah Rodriguez	WR
39	Kaleb Tuliau	DB
41	Devin Aupiu	LB
41	Jelani Warren	DB
43	James Dinneen	LB
44	Martin Andrus Jr.	DL
45	Chase Barry	P
46	Hayden Harris	DL
47	Erich Osteen	LB
47	Shea Pitts	LB
48	Joaquarri Price	LB
49	Carson Schwesinger	LB

2022 UCLA FOOTBALL ROSTER

32	William Nimmo Jr.	DB	6-0	205	R-Jr.	2V	Corona, Calif.	Mater Dei HS
87	Grant Norberg	TE	6-7	225	R-So.	SQ	San Diego, Calif.	Scripps Ranch HS
14	Josiah Norwood	WR	5-8	165	R-Sr.	1V	Santa Margarita, Calif.	Santa Margarita Catholic HS
71	Raiqwon O'Neal	OL	6-4	305	R-Jr.	TR	Conway, S.C.	Rutgers / Conway HS
7	Mo Osling III	DB	6-2	194	R-Sr.	4V	Lancaster, Calif.	Antelope Valley HS
47	Erich Osteen	LB	6-2	220	R-Jr.	SQ	Simi Valley, Calif.	Chaminade College Preparatory
28	Jack Pedersen	RB	6-4	252	Fr.	HS	Murrieta, Calif.	Vista Murrieta HS
15	Braden Pegan	WR	6-4	195	Fr.	HS	San Juan Capistrano, Calif.	San Juan Hills HS
47	Shea Pitts	LB	5-11	205	R-Sr.	4V	Agoura Hills, Calif.	Oaks Christian School
48	Joque Price	LB	6-1	220	R-So.	1V	Mesa, Ariz.	Desert Ridge HS
83	David Priebe	TE	6-6	241	R-Jr.	3V	Waco, Texas	Midway HS
66	Niki Prongos	OL	6-7	272	Fr.	HS	Kentfield, Calif.	Marin Catholic HS
68	Noah Pulealii	OL	6-3	310	R-Fr.	SQ	Marina, Calif.	Palma School
27	Kamari Ramsey	DB	6-1	204	Fr.	HS	Palmdale, Calif.	Sierra Canyon School
37	Elijah Rodriguez	WR	5-9	170	Fr.	HS	Norco, Calif.	Norco HS
52	Benjamin Roy Jr.	OL	6-2	285	R-Fr.	SQ	Las Vegas, Nev.	Liberty HS
20	Carsen Ryan	RB	6-4	248	Fr.	HS	Orem, Utah	American Fork HS
21	Bradley Schlom	WR	5-11	180	R-So.	SQ	Newport Beach, Calif.	Corona del Mar HS
49	Carson Schwesinger	LB	6-2	210	R-Fr.	SQ	Moorpark, Calif.	Oaks Christian School
58	Gary Smith III	DL	6-2	320	Jr.	TR	Shelbyville, Tenn.	Duke / Shelbyville Central HS
92	Quintin Somerville	DL	6-2	265	R-Fr.	SQ	Chandler, Ariz.	Saguaro HS
25	Ezavier Staples	WR	6-4	200	R-Fr.	SQ	Long Beach, Calif.	Millikan HS
14	Clint Stephens	DB	6-1	190	Fr.	HS	Long Beach, Calif.	Inglewood HS
18	Croix Stewart	DB	6-2	190	Fr.	HS	Vallejo, Calif.	Benicia HS
82	Sam Summa	TE	6-7	248	R-Fr.	SQ	Hilton Head Island, S.C.	Hilton Head HS
10	Joshua Swift	DB	5-10	185	R-So.	SQ	Temecula, Calif.	Chaparral HS
99	Jacob Sykes	DL	6-3	277	R-Sr.	TR	Kansas City, Mo.	Harvard / Rockhurst HS
12	Matt Sykes	WR	6-4	200	Jr.	2V	Makakilo, Hawaii	Saint Louis School
59	Siale Taupaki	OL	6-4	325	R-Jr.	1V	East Oakland, Calif.	Oakland HS
29	Evan Thomas	DB	5-10	166	R-So.	SQ	Inglewood, Calif.	Loyola HS
1	Dorian Thompson-Robinson	QB	6-1	205	R-Sr.	4V	Las Vegas, Nev.	Bishop Gorman HS
93	Jay Toia	DL	6-3	325	So.	1V	Inglewood, Calif.	USC / Grace Brethren HS
52	Jeremiah Trojan	LB	6-2	219	R-So.	1V	Chandler, Ariz.	Hamilton HS
39	Kaleb Tulliau	DB	6-0	175	R-Jr.	SQ	Long Beach, Calif.	Centennial HS
21	JonJon Vaughns	LB	6-1	215	Jr.	2V	Pasadena, Calif.	St. John Bosco HS
41	Jelani Warren	DB	6-0	199	R-Jr.	SQ	Oakland, Calif.	Bishop O'Dowd HS
63	Brad Whitworth	OL	6-4	270	R-Jr.	SQ	Temecula, Calif.	Linfield Christian School
69	Justin Williams	OL	6-2	263	R-So.	SQ	Rancho Santa Margarita, Calif.	Tesoro HS
17	Jalen Woods	LB	6-0	200	Fr.	HS	Compton, Calif.	St. John Bosco HS
7	Colson Yankoff	WR	6-4	210	R-Jr.	1V	Coeur d'Alene, Idaho	Washington / Coeur d'Alene HS
53	Sam Yoon	OL	6-5	280	Fr.	HS	Pasadena, Calif.	Loyola HS

50	Tyler Manoa	OL
51	Jack Landherr IV	LS
52	Benjamin Roy Jr.	OL
52	Jeremiah Trojan	LB
53	Darius Muasau	LB
53	Sam Yoon	OL
54	Josh Carlin	OL
56	Kobey Fitzgerald	LB
56	Atonio Mafi	OL
57	Jon Gaines II	OL
58	Gary Smith III	DL
59	Siale Taupaki	OL
60	Beau Gardner	LS
62	Duke Clemens	OL
63	Brad Whitworth	OL
64	Sam Marrazzo	OL
66	Niki Prongos	OL
67	Yutaka Mahe	OL
68	Noah Pulealii	OL
69	Justin Williams	OL
71	Raiqwon O'Neal	OL
72	Garrett DiGiorgio	OL
75	Bruno Fina	OL
77	Jaylan Jeffers	OL
78	Liam Douglass	OL
81	Hudson Habermehl	TE
82	Sam Summa	TE
83	David Priebe	TE
86	Michael Ezeike	TE
87	Grant Norberg	TE
89	Michael Churich	TE
92	Quintin Somerville	DL
93	RJ Lopez	K
93	Jay Toia	DL
94	Dovid Magna	DL
95	Sitiveni Havili-Kaufusi	DL
96	Ari Libenson	K
96	Hayden Nelson	LB
97	Joseph Firebaugh Jr.	K
99	Kalen Jones	K
99	Jacob Sykes	DL

PRONUNCIATION GUIDE

Coaches

Chad Kauha'aha'a cow-HA-ah-HA-ah
 Ikaika Malloe ee-KY-kuh mull-OY
 Jerry Neuheisel new-HIGH-zull

Players

19 Kazmeir Allen CAZH-meer
 44 Martin Andrus Jr. ANN-druss
 3 Chase Artopoulos ar-TOE-pee-us
 41 Devin Aupiu ah-PEW
 27 Ashton Authement AW-thuh-men
 2 Nicholas Barr-Mira bar-MEER-uh
 4 Stephan Blaylock STEFF-en
 9 Choé Bryant-Strother CHAY BRI-ant STRAW-ther
 24 Zach Charbonnet SHAR-buh-nay
 89 Michael Churich CHURR-itsh
 72 Garrett DiGiorgio dee-GEORGE-ee-oh

35 Devanti Dillard duh-VON-tee
 86 Michael Ezeike EE-zee-key
 75 Bruno Fina FEE-nuh
 81 Hudson Habermehl HAB-er-mill
 95 Sitiveni Havili Kaufusi ... SEE-tee-ven-ee huh-VEE lee kuh-FOO-see
 99 Kalen Jones KAY-lin
 1 Ale Kaho AH-lay KAH-ho
 26 Brian Kowall CO-wall
 51 Jack Landherr IV LAN-der
 15 Laiatu Latu lay-AH-too LAH-too
 17 Logan Loya LOY-uh
 56 Atonio Mafi MA-fee
 94 Dovid Magna do-VEED MAG-nuh
 67 Yutaka Mahe you-TAH-kuh MAH-hey
 2 Titus Mokiao-Atimalala mo-kee-OW ah-TEE-muh-la-la
 53 Darius Muasau moo-UH-sow (like cow)

31 Deshun Murrell duh-shawn murr-ELL
 32 William Nimmo Jr. NIM-mo
 71 Raiqwon O'Neal ray-KWON
 7 Mo Osling III AH-sling
 15 Braden Pegan PAY-gun
 48 Joque Price joe-CAR-ee
 83 David Priebe PREE-bee
 68 Noah Pulealii poo-LAY-uh-lee-ee
 27 Kamari Ramsey kuh-MAR-ee
 21 Bradley Schlom SH-lome
 18 Croix Stewart CROY
 93 Jay Toia toe-EE-yuh
 39 Kaleb Tulliau too-LEE-ow
 17 Jalen Woods JAY-lin
 7 Colson Yankoff YANK-off



CHIP KELLY

Head Coach
5th Season at UCLA
New Hampshire '90

Chip Kelly was named UCLA's 17th head football coach on Nov. 25, 2017. Kelly holds over 30 seasons of coaching experience at both the professional and collegiate levels, most recently serving as head coach of the San Francisco 49ers (2016) prior to coming to Westwood. He also worked as the head coach of the Philadelphia Eagles (2013-15) following four seasons as head coach at the University of Oregon (2009-12) where he posted a record of 46-7. At each stop, Kelly has been the guiding force for some of the most productive offenses in the game, including six seasons with NCAA top-25 ranked scoring offenses and six with NCAA top-25 rushing offenses.

The 2021 campaign saw the Bruins record the program's most wins since 2014, at 8-4, and finish tied for second in the Pac-12 South with a 6-3 conference mark. UCLA topped the Pac-12 in scoring at 36.5 points per game to rank 12th nationally. The Bruin rushing attack averaged 215.1 yards per contest which was 14th in the NCAA. It marked the first time the Bruins had generated more than 200 yards rushing on average in consecutive seasons since doing so in the 1987-86-85 campaigns. The run defense rated second in the Pac-12 and 23rd nationally at 124.2 yards per game and forced 19 turnovers while rating second in the conference in sacks. Dorian Thompson-Robinson ranked No. 1 in the league in passing efficiency and total offense. Kyle Phillips moved up among the top-5 at UCLA in career receptions after grabbing a Pac-12 best 10 scoring passes. Zach Charbonnet led all Pac-12 running backs with seven 100-yard games during the season. Brittain Brown topped the conference rushers with a 6.03 yards per carry mark. Tight end Greg Dulcich was a semifinalist for the John Mackey Award as the nation's top performer at his position. His 117-yard performance versus LSU marked the eighth straight season in which a Bruin tight end reached the century receiving yards mark in a game. In addition, UCLA rated first in the nation in punt return average (20.0) and seventh in kickoff return average (27.38).

In 2020, the Bruins led the Pac-12 in scoring (248 pts) and touchdowns scored (31). Thompson-Robinson produced the school's best pass efficiency mark since 2005 (156.29) and became the first Bruin quarterback to record a 300-yard passing (303) and 100-yard rushing game (109) in the same contest (at Colorado). UCLA produced a team rushing average of over 200 yards per game for just the fourth time since 1990. The mark of 230.6 rushing yards per game ranked 12th nationally. A Bruin team had not finished with a rushing yards per carry mark greater than 2020's 5.1 mark since 1976. Demetric Felton Jr. led the Pac-12 and ranked sixth in the NCAA in all-purpose yards (165.83). Dulcich rated No. 2 among the nation's tight ends with both his 73.9 receiving yards per game average and 19.88 yards per catch mark. UCLA's defense showed improvement in multiple phases. The unit allowed almost 50 yards less in total offense (409.9) than the previous season. It sliced almost a half a yard off the rushing average per carry to 3.6, a mark which led the Pac-12. Per game averages for tackles for loss (6.8) and sacks (3.3-ranked 8th in NCAA) each went up.

In 2019, Thompson-Robinson finished among the top-10 at the school in completions (216-9th), total offense (2,899-10th) and TD passes (21-10th) for a single season. He set a school mark with 564 yards of total offense in a win at Washington State while leading the second-largest comeback in school history (32 points). Running back Joshua Kelley became the eighth Bruin to post back-to-back 1,000-yard seasons. Kelley finished second in the Pac-12 in rushing yards per game average. Felton set a school mark for a running back with 55 receptions and added a school-record four scoring plays of 75-yards or more in length. UCLA produced five consecutive 200-yard rushing games for the first time since the 1978 season. Phillips finished with the most catches (60) ever by a Bruin freshman player and became the first redshirt freshman to lead the team in receptions since 2001. The rush defense knocked off almost 0.5 yard/carry off the average of the previous season and the number of quarterback sacks increased to 26. Special teams improved across the board and featured a punt and kickoff return for a touchdown. UCLA ranked second in the nation in punt return average (22.5 yards).

In his first season in Westwood, Kelly became just the fourth Bruin head coach to guide his team past USC in his initial meeting with the crosstown rival. Kelley racked up 289 rushing yards in the win against the Trojans, most ever by a back in the series. The Bruin back finished ninth in the nation in rushing average (113.0/g) and 18th nationally in all-purpose yards (130.55). It marked the fifth consecutive season in which Coach Kelly had produced an NCAA top-10 rated rushing offense leader as a collegiate head coach. A young Bruin team, which saw a school-record 21 true freshmen student-athletes take the field during the season, showed steady improvement and generated 432.9 yards of total offense per game over the last eight contests of the season, including a 528-yard effort in the finale versus Stanford.

Kelly's lone season in San Francisco saw the 49ers improve from the league's 21st-ranked rushing attack in 2015 (1,544 yards) to the 4th-best ground game in 2016 (2,019). Running back Carlos Hyde was the biggest beneficiary of the improvement, gaining 988 yards in just 13 contests (76.0/g).

Over Kelly's three seasons in Philadelphia, the Eagles ranked third in the NFL in points per game (26.9) and total offense (392.8/g), as well as fourth in rushing yards per game (131.3). Sixteen Pro Bowlers were selected from his teams, including eight in 2014. The Eagles won 10 games in each of his first two seasons, as his 2014 offense scored a franchise-record 474 points to surpass his 2013 team's previous-record total of 442.

The Eagles showed a marked improvement in Year 1 under Kelly, as their 10 wins followed a four-win 2012. He became just the second head coach in league history to win a division title in his first season in the NFL, as the Eagles captured an NFC East Division Championship. He was also named the Maxwell Club NFL Coach of the Year.

Kelly began his head coaching career at the University of Oregon in 2009, leading the Ducks to a 10-3 record and a trip to the Rose Bowl. He finished his time at Oregon with an overall record of 46-7 as head coach (2009-12), including a 33-3 mark in conference play. In his four seasons in Eugene, the Ducks

averaged 44.7 points per game. Kelly became the first coach in school history to guide the program to three consecutive undisputed conference championships (2009-11) and its first three 12-win seasons (2010-12).

Oregon made an appearance in a BCS Bowl game in each of Kelly's four seasons, including a trip to the National Championship game following the 2010 campaign. Kelly was named the Pac-10 Coach of the Year in back-to-back seasons in 2009 and 2010, and Associated Press Coach of the Year in 2010.

The 2012 Ducks finished second in the nation in scoring (49.6 ppg) and fifth in total offense (537.4/g) with freshman quarterback Marcus Mariota under center. They would conclude the season with a Fiesta Bowl victory over Kansas State. A January bowl game was also the end result for Oregon the year prior, as the Ducks defeated Wisconsin in a Rose Bowl thriller, 45-38. Kelly's offense notched Top-5 finishes in points per game (46.1, third) and total offense (522.8/g, fourth) in 2011.

In 2010, the Ducks led the nation both points per game (46.1) and total yardage (530.7) en route to a BCS National Championship Game appearance. In addition to his Pac-10 Coach of the Year and Associated Press Coach of the Year awards, Kelly garnered Eddie Robinson Coach of the Year, Walter Camp Coach of the Year, The Sporting News Coach of the Year and American Football Coaches Association (AFCA) Coach of the Year accolades.

Kelly's first season as a head coach (2009) culminated in a Rose Bowl appearance and the Pac-10 Coach of the Year award, as his offense ranked sixth in the country in both points per game (36.1) and rushing yards per game (231.7). He was promoted to the top spot after his offenses led the Pac-10 in a number of categories during his two seasons (2007-08) as offensive coordinator under Mike Bellotti.

Kelly had spent the previous 13 years at his alma mater, the University of New Hampshire, before being named offensive coordinator at Oregon. As offensive coordinator at UNH, Kelly protégée Ricky Santos earned the Walter Payton Award as the most outstanding player in FCS in 2006. The quarterback previously finished second in 2005. Kelly also coached the Wildcats' offensive line (1997, 1998) and running backs (1992, 1994-96). The New Hampshire offense averaged better than 400 yards of total offense per game in seven of his eight seasons on staff.

Kelly began his coaching career guiding defensive backs and special teams at Columbia University in 1990. He moved to outside linebackers and safeties in 1991 before his first stint at UNH as running backs coach in 1992. He also spent one season at Johns Hopkins University as defensive coordinator in 1993.

Kelly's Coaching Log

UCLA (2018-present)

Head Coach.....2018-present

San Francisco 49ers (2016)

Head Coach.....2016

Philadelphia Eagles (2013-2015)

Head Coach.....2013-15

University of Oregon (2007-12)

Head Coach2009-12

Offensive Coordinator2007-08

University of New Hampshire (1992, 1994-2006)

Offensive Coordinator.....1999-06

Offensive Line.....1997-98

Running Backs.....1992, 1994-96

Johns Hopkins University (1993)

Defensive Coordinator1993

Columbia University (1990-91)

Outside Linebackers/Safeties.....1991

Defensive Backs/Special Teams1990



COACHING STAFF



Chip Kelly is joined by Troy Aikman (l) at his introductory press conference on Nov. 25, 2017.

Kelly's Collegiate Head Coaching Record

Year	School	Overall Record	Conf. Record	Conf. Div. Finish	Bowl Game
2021	UCLA	8-4	6-3	T-2nd South	Holiday Bowl
2020	UCLA	3-4	3-4	5th South	---
2019	UCLA	4-8	4-5	T-3rd South	---
2018	UCLA	3-9	3-6	5th South	---
2012	Oregon	12-1	8-1	T-1st North	Fiesta Bowl
2011	Oregon	12-2	8-1	T-1st North	Rose Bowl
2010	Oregon	12-1	9-0	1st North	BCS Nat. Champ.
2009	Oregon	10-3	8-1	1st North	Rose Bowl
Totals		64-32	49-21		

Kelly's Professional Head Coaching Record

Year	Team	Overall Record	Division Finish
2016	San Francisco	2-14	4th in NFC West
2015	Philadelphia	6-9	2nd NFC East
2014	Philadelphia	10-6	2nd NFC East
2013	Philadelphia	10-6	1st in NFC East
Totals		28-35	

Coach Kelly's Record vs. Collegiate Opponents

School	Record
Arizona	7-1
Arizona State	6-2
Arkansas State	1-0
Auburn	0-1
Boise State	0-1
California	7-1
Cincinnati	0-2
Colorado	4-2
Fresno State	1-2
Hawaii	1-0
Kansas State	1-0
LSU	1-1
Missouri State	1-0
Nevada	1-0
New Mexico	1-0
Ohio State	0-1
Oklahoma	0-2
Oregon	0-3
Oregon State	4-1
Portland State	1-0
Purdue	1-0
San Diego State	0-1
Stanford	4-4
Tennessee	1-0
Tennessee Tech	1-0
UCLA	3-0
USC	5-3
Utah	1-3
Washington	5-1
Washington State	5-0
Wisconsin	1-0

Top 15 NCAA-Ranked Individuals Under Kelly

Year	Category	NCAA Rank	Mark
2021	K. Allen Kickoff Ret.	10th	29.1
2020	D. Felton All-Purpose Yds	6th	165.83*
	G. Dulich Yds per recpt.	13th	19.88
	D. Felton Rush Yds/g	14th	111.3
	B. Brown Rush Yds/carry	15th	6.62
2018	A. Pickett Solo tackles	6th	6.4
	S. Flintoft Punting	6th	45.8*
	J. Kelley Rushing offense	9th	113.0
2012	K. Barner Rushing offense	4th	135.9
	M. Mariota Pass efficiency	7th	163.23*
	K. Barner Scoring	18th	10.6
	K. Barner All-purpose yds.	15th	155.6
2011	L. James Rushing offense	1st	150.4*
	L. James All-purpose yds.	3rd	181.25*
	De. Thomas KO return	10th	27.3*
	Da. Thomas Pass efficiency	11th	158.65
	De. Thomas All-purpose yds.	11th	159.64
2010	L. James Rushing offense	1st	144.3*
	L. James Scoring	1st	12.0*
	C. Harris Punt return	2nd	18.8
	L. James All-purpose	7th	161.4*
	C. Harris Interceptions	110th	0.46
2009	L. James Rushing offense	9th	118.9
	K. Rowe Sacks	19th	0.88*

* - indicates conference leader

Top 25 NCAA-Ranked Team Categories Under Kelly

Category	NCAA Rank	Mark
2021 (Pac-12)		
Punt Returns	1st	20.00*
Kickoff Returns	7th	27.38
Scoring Offense	12th	36.5*
Third Down Conversions	12th	.460
Rushing Offense	14th	215.1
Turnover Margin	22nd	0.58
Rushing Defense	23rd	124.2
2020 (Pac-12)		
Sacks	8th	3.29*
Rushing Offense	12th	230.6
Punt Return	15th	12.83
Scoring Offense	20th	35.4
Passing Efficiency	20th	154.68
Total Offense	21st	455.0
2019 (Pac-12)		
Punt Returns	2nd	22.50*
2018 (Pac-12)		
Kickoff Returns	3rd	27.56*
2012 (Pac-12)		
Turnover Margin	1st	1.62*
Scoring Offense	2nd	49.54*
Rushing Offense	3rd	315.23*
Total Offense	5th	537.38*
Pass Efficiency	9th	158.18*
Punt Returns	12th	13.50*
Pass Efficiency Defense	15th	109.48
Scoring Defense	25th	21.62
2011 (Pac-12)		
Net Punting	1st	41.45*
Scoring Offense	3rd	46.07*
Total Offense	4th	522.79*
Rushing Offense	5th	299.21*
Sacks	5th	3.24*
Pass Efficiency	9th	158.93
Kickoff Returns	11th	24.91
Turnover Margin	22nd	0.64
2010 (Pac-10)		
Total Offense	1st	530.69*
Scoring Offense	1st	47.00*
Punt Returns	2nd	16.98*
Rushing Offense	4th	286.23*
Pass Efficiency Defense	7th	104.00*
Turnover Margin	17th	1.00*
Tackles for Loss	7th	7.46*
Scoring Defense	12th	18.69
Pass Efficiency	14th	151.72
Sacks	121st	2.54
2009 (Pac-10)		
Rushing Offense	6th	231.69*
Scoring Offense	8th	36.08*
Kickoff Returns	110th	24.91
Sacks	14th	2.77*
Pass Efficiency Defense	25th	112.30

* - indicates conference leader

Season-By-Season Record at UO

2012: Oregon

9/1	W 57	(5) Arkansas State	34
9/8	W 42	(4) Fresno State	25
9/15	W 63	(4) Tennessee Tech	14
9/22	W 49	(3) Arizona (22)	0
9/29	W 51	(2) at Washington State#	26
10/6	W 52	(2) Washington (23)	21
10/18	W 43	(2) at Arizona State	21
10/27	W 70	(2) Colorado	14
11/3	W 62	(2) at USC (18)	51
11/10	W 59	(2) at California	17
11/17	L 14	(1) Stanford (14)	17 (ot)
11/24	W 48	(5) at Oregon State (16)	24
12/1	W 35	(4) Kansas St. (5) (Fiesta Bowl)	17

W—12, L—1; (8-1, 1st in Pac-12 North)
at Century Link Field, Seattle
Pre-Season Poll: 5 by AP; Final Poll: 2 by AP

2011: Oregon

9/3	L 27	(3) LSU# (4)	40
9/10	W 69	(13) Nevada	20
9/17	W 56	(12) Missouri State	7
9/24	W 56	(10) at Arizona	31
10/6	W 43	(9) California	15
10/15	W 41	(9) at Arizona State (18)	27
10/22	W 45	(9) at Colorado	2
10/29	W 43	(7) Washington State	28
11/5	W 34	(6) at Washington	17
11/12	W 53	(6) at Stanford (3)	30
11/19	L 35	(4) USC (18)	38
11/26	W 49	(9) Oregon State	21
12/2	W 49	(8) UCLA (P12-Champ. Game)	31
1/2	W 45	(6) Wisconsin (9) (Rose Bowl)	38

W—12, L—2; (8-1, 1st in Pac-12 North)
Cowboys Classic in Arlington, Texas
Pre-Season Poll: 3 by AP; Final Poll: 4 by AP

2010: Oregon

9/4	W 72	(11) New Mexico	0
9/11	W 48	(7) at Tennessee	13
9/18	W 69	(5) Portland State	0
9/25	W 42	(5) at Arizona State	31
10/2	W 52	(4) Stanford (9)	31
10/9	W 43	(3) at Washington State	23
10/21	W 60	(1) UCLA	13
10/30	W 53	(1) at USC (24)	32
11/6	W 53	(1) Washington	16
11/13	W 15	(1) at California	13
11/26	W 48	(1) Arizona (21)	29
12/4	W 37	(1) at Oregon State	20
1/10	L 19	(2) Auburn (1) (BCS Nat'l Champ.)	22

W—12, L—1; (9-0, 1st in Pac-10)
Pre-Season Poll: 11 by AP; Final Poll: 3 by AP

2009: Oregon

9/3	L 8	(16) at Boise State (14)	19
9/12	W 38	Purdue	36
9/19	W 31	Utah (18)	24
9/26	W 42	California (6)	3
10/3	W 52	(16) Washington State	6
10/10	W 24	(13) at UCLA	10
10/24	W 43	(12) at Washington	19
10/31	W 47	(10) USC (4)	20
11/7	L 42	(7) at Stanford	51
11/14	W 44	(14) Arizona State	21
11/21	W 44	(11) at Arizona	41 (2ot)
12/3	W 37	(7) Oregon State (13)	33
1/1	L 17	(7) Ohio State (8) (Rose Bowl)	26

W—10, L—3; (8-1, 1st in Pac-10)
Pre-Season Poll: 16 by AP; Final Poll: 11 by AP

NOTE: Number following Oregon score and opponent name is AP ranking the week of game



TIM DREVNO

Offensive Line
1st Season at UCLA
Cal State Fullerton '92

Drevno was hired as UCLA's offensive line coach in January of 2022. He worked last season as an analyst for the Bruins after serving recent stints on the staffs of USC, Michigan and the NFL's San Francisco 49ers. During his career, he has guided four offensive linemen to first-round NFL draft selections, including three in the last four years, and coached in a Super Bowl.

In 2021, Drevno assisted with UCLA's offensive line, which paved the way for rushers to collect at least 200 yards in each of the team's eight wins. The Bruins averaged 215.1 rushing yards per game to place second in the Pac-12 and rank 14th nationally. Zach Charbonnet paced all Pac-12 running backs with seven 100-yard games during the season. Britain Brown topped conference rushers with 6.03 yards per carry. UCLA led the Pac-12 in scoring and was 12th nationally (36.5 ppg). The Bruins were also second in the conference and 31st overall in total offense (441.2 yards per game). Charbonnet rated third in the league in rushing yards (1,137) and was second in rushing yards per game (94.8).

Drevno was the run game, pass protection coordinator and offensive line coach at USC in 2019 and 2020 after being run game, pass protection coordinator and running backs coach for the Trojans in the 2018 season. He coached 2021 first-round NFL selection Alijah Vera-Tucker and 2020 first-round pick Austin Jackson during his tenure with USC. Vera-Tucker also was voted the Pac-12's 2020 Morris Trophy winner as the league's top offensive lineman.

In 2020, USC's passing offense rated 11th in the nation (319.3 yards per game) and had the 13th-best pass completion percentage (.672) in the country. The 2019 Trojans ranked sixth nationally in passing offense (335.8), fourth in completion percentage (.710) and 20th in total offense (455.4). Offensive tackle Jackson was a first-round All-Pac-12 selection. In 2018, Aca'Cedric Ware ranked 16th in the nation and led the Pac-12 in rushing yards per carry (6.6). Collectively, USC's running backs rushed for 1,743 yards and 16 touchdowns.

From 2015-17, Drevno served as the offensive coordinator and offensive line coach at Michigan, where he worked with 2020 NFL first-rounder Cesar Ruiz. The Wolverines rushed for more than 2,000 yards in each season. In 2017, three players rushed for at least 500 yards, a program first since 1991. Karan Higdon was 22nd nationally in rushing yards per carry that season at 6.06 yards per attempt. The 2016 Wolverines ranked third in the nation in red zone scoring percentage (.912) and rated 33rd nationally and second in the Big Ten in rushing offense (212.9). Michigan also ranked 11th nationally in scoring offense (tops in the Big Ten for the second consecutive year) and tallied at least 40 points in seven games. UM's total offense average of 424.9 was fourth in the Big Ten. In 2015, Michigan was seventh nationally in red zone scoring percentage (.929), 27th in sacks allowed (1.38/g) and led the Big Ten with a .640 completion percentage.

While serving as USC's offensive line coach in 2014, the Trojans ranked fourth in the country in pass efficiency (165.4), 15th in pass offense (296.6) and 29th in total offense (457.5). Javorius Allen led the Pac-12 and was 12th in the nation in all-purpose yards per game (149.8). The Trojans eclipsed 2,000 rushing yards as a team, while center Max Tuerk made the All-Pac-12 first team and offensive guard-tackle Toa Lobendahn and offensive guard Viane Talamaivaio each earned Freshman All-America first-team acclaim.

The previous three seasons, Drevno worked as offensive line coach in the NFL for San Francisco. Tackle Joe Staley and guard Mike Iupati made the Pro Bowl in 2013. In 2012, all five of the 49ers' offensive line starters were selected for the Pro Bowl and Iupati was an All-Pro first-team selection. The 2011 line led the way for running back Frank Gore to become the franchise's all-time leading rusher. The 49ers advanced to the playoffs in each of Drevno's seasons, including winning the NFC West title his first two years and capturing the NFC championship in 2012. Gore finished in the top 15 in the NFL in rushing yards all three seasons, including top-10 finishes in 2011 and 2012. In addition, the 49ers finished in the top 10 in the NFL in rushing offense during each season.

Prior to joining the 49ers, Drevno was an assistant at Stanford for four seasons (2007-2010), the first two years handling the tight ends and the last two coaching the offensive line. Drevno's offensive linemen Jonathan Martin, David DeCastro, Chase Beeler and Chris Marinelli each earned All-Pac-10 honors during that time. In addition, DeCastro, a 2011 All-America selection, was the first-round choice of the Pittsburgh Steelers in the 2012 NFL Draft. Marinelli and running back Toby Gerhart earned All-America honors in 2009. Martin and Beeler were All-America selections in 2010.

The Stanford line allowed just 13 sacks during those two years, ranking second nationally both seasons, while opening holes for a ground attack that set a school rushing yardage record in 2009 to rank 11th nationally (218.2). In addition, Stanford ranked second nationally in sacks allowed (0.54/g), 11th in scoring offense (35.5 ppg) and 19th in total offense (427.6) in 2009. Gerhart was second in the nation in rushing with a 143.9 yards per game average and placed second in the voting for the Heisman Trophy. The 2010 Cardinal team finished with a 12-1 record and won the Orange Bowl over Virginia Tech after ranking second in the nation in sacks allowed (0.46 per game), ninth in scoring (40.3 ppg), 14th in total offense (472.5) and 17th in rushing offense (213.8). Quarterback Andrew Luck finished second in the Heisman Trophy voting.

Drevno was the offensive coordinator and offensive line coach at the University of San Diego from


2003-06. The Toreros were named back-to-back NCAA Division I-AA Mid-Major national champions and captured Pioneer League titles in 2005 and 2006. Under his direction, USD led the nation in total offense twice and also finished third and ninth in that category. San Diego topped the nation in 2003 in total yards (483.3/g) while averaging 39.9 points. In 2004, the Torero offense was ninth nationally in total offense (432.4), 11th in scoring offense (36.1 ppg) and 12th in passing offense (275.4). USD set numerous offensive school records in 2005, including average points (42.6) and total offense (485.2). The 2006 San Diego squad led NCAA Division I-AA in passing offense (293.3), total offense (494.3) and scoring offense (42.8 ppg). Quarterback Josh Johnson was one of four offensive All-Americans on the team and led all NCAA Division I-AA quarterbacks in passing yards (3,320), passing efficiency (169.0), touchdown passes (34) and total offense (336.7/g). He was a fifth-round pick in the 2008 NFL Draft by the Tampa Bay Buccaneers.

From 2000-02, Drevno was the offensive line coach at the University of Idaho for Vandal teams which featured some of the most productive offenses in the nation. Idaho ranked sixth in the nation in total offense (464.8) for the 2001 season and was eighth in 2000 (453.2). In 2000, running back Willie Alderson rated 12th nationally in all-purpose yards (165.0/g) and 19th in rushing yards per game (108.6). Drevno coached three offensive tackles during his term at Idaho who went on to play in the NFL in Jake Scott, Rick DeMulling and Patrick Venzke.

Prior to his tenure at Idaho, Drevno's coaching stops included San Jose State (offensive line, 1999), UNLV (running backs, 1998) and Montana State (tight ends, 1993-95, and running backs, 1996, 1997). He embarked on his coaching journey as a student assistant at Cal State Fullerton, his alma mater, in 1991 and 1992.

Drevno started his collegiate playing career as an offensive lineman for two years (1987, 1988) at El Camino Junior College in Torrance, Calif., where he helped lead the Warriors to a national title in 1987 and then earned All-Mission League recognition the following year. He went on to play three seasons at Cal State Fullerton and started on the Titan offensive line for two seasons (1990, 1991).

Drevno earned his bachelor's degree in criminal justice from Cal State Fullerton in 1992 after being an all-league player at South Torrance (Calif.) HS. He and his wife, Shannon, have two daughters, McKenna and Baylee, and a son, Zachary.



JEFF FARIS

Tight Ends
1st Season at UCLA
Duke '12

Jeff Faris joined the Bruin staff as tight ends coach in February 2022. Faris served in the positions of co-offensive coordinator and play caller, as well as quarterbacks coach during the 2021 season at Duke.

Faris joined the Duke staff in 2012 as a graduate assistant coach, a role he held for two seasons. He was promoted to assistant coach in March 2014, guiding the wide receivers from 2014-17 and the tight ends from 2018-2020 before being elevated again to co-offensive coordinator and quarterbacks coach in January 2021. Faris also served as the program's offensive recruiting coordinator from 2017-2020.

In the 2021 season, Mataeo Durant of the Blue Devils ranked second in the Atlantic Coast Conference (ACC) and 18th nationally in rushing (103.4 yards per game), while breaking Duke's single-season rushing record (1,241 yards). In addition, Durant rated fourth in the ACC and 24th in the nation in all-purpose yardage (124.8). Quarterback Gunnar Holmberg was listed second in the ACC and 19th in the country in completion percentage (67%). Receiver Jake Bobo earned All-ACC third-team recognition after a 74-catch season. His 6.2 receptions per game ranked 28th in the NCAA and his 66.2 yards-per-game mark was ninth best in the ACC. Duke ranked in the top half of the 14-team conference in rushing (fifth), passing (seventh) and total offense (seventh).

Tight end Noah Gray was selected by the Kansas City Chiefs in the 2021 NFL Draft after catching 29 balls for 285 yards and a pair of touchdowns in 2020. He ranked second in the ACC for a tight end in receptions and receiving yards. Gray became Duke's career receptions leader for a tight end after finishing with 105. In 2019, Gray earned Second-Team All-America honors from the Walter Camp Foundation. Among tight ends, he led the ACC and rated second across Power Five conferences with 51 catches that season.

The 2018 season was Faris' first with the tight ends and he helped Daniel Helm and Davis Koppenhaver finish their Duke careers on high notes. Helm earned All-ACC third-team and Google Cloud Academic All-District III first-team honors and Koppenhaver set the Duke tight end record for career touchdown receptions. Helm went on to represent the Blue Devils at the NFL scouting combine and signed a free agent contract with the Los Angeles Chargers. Koppenhaver inked a deal with the Green Bay Packers.

Koppenhaver caught seven touchdown passes in 2018, tying the Duke single-season record for receiving scores by a tight end. He also joined wide receiver T.J. Rahming (eight) and wide receiver Johnathan Lloyd (five) in forming the first trio in program history to have five or more receiving scores each in a season. Koppenhaver caught his 11th career touchdown pass versus North Carolina to establish a school record for most in a career by a Duke tight end.

At the conclusion of the 2018 season, Faris was named the American Football Coaches Association (AFCA) FBS Assistant Coach of the Year. The AFCA selected one assistant coach from each of the

five divisions of college football for his dedication to his team and community. The honorees annually are assistant coaches who excel in community service, commitment to the student-athlete, on-field coaching success and AFCA professional organization involvement.

In 2017, as wide receivers coach, Faris mentored Rahming to All-ACC honorable mention acclaim after he led the Blue Devils in both pass receptions (65) and receiving yards (795). Rahming topped the 40-catch and 500-yard plateaus for the third consecutive season and became just the 10th player in Duke history to reach 2,000 receiving yards in a career. Duke's two other starting wideouts —Lloyd and Chris Taylor — contributed 39 and 25 receptions, respectively.

The emergence of Rahming and Lloyd highlighted the 2016 season for Faris' unit, as Rahming topped the team in receptions (70) and receiving yards (742), while Lloyd was second in catches (34) and fourth in receiving yards (301). Lloyd also tied for the squad lead in touchdown receptions with three. Redshirt senior Anthony Nash was a key contributor for the Blue Devils during the first seven games of the year before suffering an injury. Nash, who signed an NFL free agent contract with the Denver Broncos, finished with 29 catches for 398 yards and two touchdowns, both at Notre Dame, helping Duke to a 38-35 victory over the Fighting Irish.

The 2015 season featured Max McCaffrey as Duke's top receiving target, as the senior wideout caught 52 passes for 643 yards and five touchdowns — all team highs for the season. McCaffrey, who signed an NFL free agent contract with the Green Bay Packers, finished his career with 117 receptions for 1,341 yards and 12 touchdowns. Freshman Rahming and redshirt junior Nash complemented McCaffrey by catching 43 and 32 passes, respectively. Rahming set school freshman single-game records for pass receptions (12) and receiving yardage (190) against Virginia. Nash enjoyed his best season by averaging a team-high 14.8 yards per reception and posting 100-yard games against Pittsburgh (101) and Virginia (104) in consecutive weeks.

In 2014, Faris guided senior Jamison Crowder to a record-breaking finishing season. Selected by Washington in the 2015 NFL Draft, Crowder ended his career with 283 receptions to match the Duke and ACC career records previously set by former teammate Conner Vernon. Crowder's 3,641 receiving yards marked the second-most by a Blue Devil and ranked third in ACC history, behind only Vernon (3,749) and Florida State's Rashad Greene (3,830). In addition, Crowder joined Duke's Clarkston Hines (1987-89) as the only ACC players with three 1,000-yard seasons and finished as the only player in ACC history to catch 100 or more passes in a season (108 in 2013).

Also in 2014, wideout Issac Blakeney turned in his best year as a Blue Devil, catching 47 passes for 559 yards and a team-high seven touchdowns. Blakeney agreed to terms with the NFL's San Francisco 49ers following the season.

In 2013, Faris worked alongside coach Scottie Montgomery with Duke's wide receivers as the Blue Devil offense ranked among ACC leaders in scoring (32.8 ppg, fifth), total offense (426.1, fourth), rushing offense (178.0, fifth) and passing offense (248.1, sixth). On its way to the ACC Coastal Division championship, the 2013 Duke squad set a school record for total points (459) while becoming the first team in school history to post 25-plus rushing touchdowns and 25-plus passing touchdowns in the same season.

Faris, who played safety for the Blue Devils, graduated magna cum laude from Duke in 2011 with a degree in economics — an accomplishment achieved in just three years. In 2009, he earned the Mike Suglia Award, an honor presented annually to the sophomore member of the Duke football program who best exemplifies the academic and athletic qualities of the late Mike Suglia.

In 2011, Faris received the Micah Harris Trinity Teammate Award, which is presented each season to a Duke player who displays the traits of a true teammate — character, unselfishness, compassion and pride. In the spring of 2011, Faris was honored by the ACC with a Top 6 for Service award.

A native of Knoxville, Tenn., Faris earned a master's degree in economics from Duke in 2012 and a master's degree in Christian studies in 2013. He is married to the former Natalie Scarbrough of Clinton, Tenn.



DeSHAUN FOSTER

Running Backs
6th Season at UCLA
UCLA '14

UCLA All-American and NFL standout DeShaun Foster returned to Westwood to join the football staff as running backs coach on Jan. 21, 2017. Foster's reunion with his alma mater came after spending one season as running backs coach at Texas Tech in 2016. This fall he will be inducted into the UCLA Athletics Hall of Fame.

In 2021, the Bruins ran for at least 200 yards in all eight wins during the regular season. UCLA's average of 215.1 rushing yards per game ranked 14th in the nation. Zach Charbonnet led all Pac-12 rushers with seven 100-yard games for the season. He ranked second in the conference in rushing yards per game (94.8) and overall rushing yards (1,137). Britain Brown's 6.03 yards per carry mark was the best by a Pac-12 back. A selection by the Raiders in the NFL Draft, Brown also ranked eighth in the league in rushing yards per game (61.5). The Bruins led the Pac-12 in scoring (36.5) and were second in total offense (441.2).

In the 2020 campaign, UCLA rushers averaged 5.1 yards per carry while upping the per game average by over 70 yards per contest and finishing over 200 yards per game for just the fourth time since 1990. It was the highest average per carry for Bruin running backs since the 1976 squad posted a 5.4 yards per carry mark. UCLA finished 12th in the nation and second in the Pac-12 in rushing yards per game (230.6). Demetric Felton Jr., a consensus All-Pac-12 selection who was drafted by the Cleveland Browns,

ranked 14th in the nation and fourth in the Pac-12 in rushing average (111.3). He was ranked sixth in the nation as the conference leader in all-purpose yardage (165.8). Brown rated 15th in the nation in rushing yards per carry (6.62), eighth in the league in rushing (77.6) and was a second-team all-conference pick by PFF. Felton and Brown each gained over 500 yards on the season while averaging at least 5.0 yards per carry to become just the third Bruin duo to hit that pair of milestones since 1975 (Johnathan Franklin and Derrick Coleman in 2011; Wendell Tyler and Theotis Brown in 1976).

In 2019, Joshua Kelley became the eighth Bruin to post back-to-back 1,000-yard seasons and finished second in the Pac-12 in rushing yards per game average. Selected by the Chargers in the NFL Draft, Kelley completed his career 14th on the school career rushing list, after just two seasons, and with a total of 10 100-yard rushing games to his credit, 10th on that school list. Felton set a school mark for a running back with 55 receptions on the season, tied for second nationally among running backs, and produced a school-record four scoring plays of at least 75 yards. UCLA's running back unit produced five straight 200-yard rushing games for the first time since the 1978 season.

In 2018, UCLA's rushing attack improved by a margin of over 40 yards per game on average. Kelley ran for 1,243 yards, the 10th-highest single-season total in school history. In addition, the junior racked up 289 rushing yards against USC, the most by any back in the rivalry series, and the third-highest total in school history. Kelley, who ranked ninth in FBS rushing yards per game, finished with six 100-yard rushing games during the season and scored at least one touchdown in each of the last eight games. It marked just the third time since the 1995 season, that a UCLA back had ranked among the nation's top ten in rushing yards per game average.

In 2017, Foster's backs upped their rushing average per carry by almost a yard per attempt. Rushing yardage, rushing touchdowns and rushing first downs all went up for the Bruins. UCLA ranked third in the conference in total offense. The top four running backs each produced career-high rushing totals during the season and also generated new highs for receptions.

Prior to joining the Texas Tech staff, Foster embarked on his coaching career as a volunteer assistant at UCLA in 2013 while also returning to school. In 2014, in addition to his work on the field, Foster completed his degree and graduated from UCLA. In 2015, he was promoted to Director of Player Development and High School Relations.

The Bruins were among the most productive programs in the country during Foster's initial tenure assisting with the running backs, going 28-11 overall with three bowl appearances during that span. Foster was instrumental in the development of Paul Perkins, who went on to be drafted by the New York Giants and capped off his Bruin career by finishing third all-time at UCLA in rushing yards.

Foster joined the coaching ranks not long after a successful seven-year NFL career with the Carolina Panthers and San Francisco 49ers in which he recorded more than 4,500 total yards and 16 touchdowns — 3,570 yards and 11 touchdowns on the ground and another 1,129 yards and five touchdowns through the air.

Foster's strong pro numbers came after he missed his rookie season due to a preseason injury. A second-round selection by the Panthers in the 2002 NFL Draft, he recovered from that first-year setback to rush for over 600 combined regular season and playoff yards as Carolina advanced all the way to the Super Bowl. In Super Bowl XXXVIII, Foster rushed three times for 43 yards, including a 33-yard run into the end zone to pull Carolina within a single score against the New England Patriots early in the fourth quarter. It was the fifth-longest touchdown run in Super Bowl history.

Foster put together his best three professional seasons from 2005-07 to close his career with the Panthers, surpassing the 1,000-yard mark for the first time in 2005 with a combined 1,084 yards on the ground during the regular season and two playoff games. Foster rushed for over 100 yards in back-to-back games late in the year, totaling 165 yards in the regular-season finale with Atlanta before pounding out 151 yards in Carolina's 23-0 shutout of the New York Giants to open the NFC playoffs.

Foster followed up his 2005 campaign with a regular season-high 897 yards in 2006. The following year, he closed out his tenure with the Panthers by posting 876 yards before signing with the San Francisco 49ers in the offseason, where he would play one season before hanging up his cleats.

Foster is one of the most accomplished UCLA running backs in school history. He completed his career second on the all-time touchdowns scored list (44), third on the school's all-time rushing list (3,194 yds) and fifth on the all-time Bruin scoring list (266 pts). Foster was ranked 18th on the Pac-10 career rushing list when he left Westwood, and his 722 career rushing attempts were the most in school history. His 13 100-yard career rushing games ranked fifth on UCLA's career list and led to his earning first-team All-Pac-10 selections following the 2000 and 2001 seasons.

As a senior in 2001, he led the Pac-10 in rushing with a 138.6 yards per game average, in scoring with a mark of 9.75 points per game and in all-purpose yardage at 154.75 yards per game. He rushed for 1,109 yards, the 10th highest total in school history, after becoming the first Bruin to reach the 1,000-yard mark in as few as seven games. On Oct. 13, playing against a University of Washington defense which had not allowed a rushing touchdown all year, Foster exploded for a school-record 301 yards and four touchdowns on 31 carries. His final scoring run of the contest came on a 92-yard jaunt, the second-longest in school history at the time. He became just the third Pac-10 player, at the time, to have rushed for over 300-yards in a game.

In 2000, he ran for 1,037 yards and scored 13 touchdowns. In the season-opener against Alabama, he tied a school record with 42 carries and finished with 187 rushing yards and three touchdowns. In 1999, he was limited to 375 rushing yards after suffering a severe ankle sprain early in the season. He also played five defensive snaps in the Bruin secondary that season.

In 1998, Foster burst onto the college scene with a school freshman record 673 yards rushing and scored 12 touchdowns. He was the first true freshman to lead a UCLA team in rushing since Skip Hicks in 1993. He scored all four touchdowns (three rushing and one receiving) in UCLA's 34-17 win over USC to tie the school record and set a new mark for Bruin true freshmen.

A local product from Tustin High School, Foster rushed for 3,398 yards and scored 59 touchdowns as a senior, ultimately setting single-season and career (90) CIF Southern Section marks for rushing touchdowns.



RYAN GUNDERSON

Quarterbacks
2nd Season at UCLA
Oregon State '07

Ryan Gunderson came to Westwood as quarterbacks coach in February of 2021 after a Pac-10 Conference playing career and experience on coaching staffs in the Pac-12, Big Ten and Mountain West conferences. He has been involved in 12 postseason bowl games either as a player, graduate assistant coach or staff member.

In 2021, quarterback Dorian Thompson-Robinson led the Pac-12 in passing efficiency (153.9) and was second in total offense (274.4 yards per game) for the league's highest scoring team (36.5 ppg). Thompson-Robinson also topped the league in points responsible for (182), passing yards per completion (13.69) and yards per passing attempt (8.51). As a team, UCLA ranked second in the Pac-12 in total offense (441.2 yards per game), and was second in rushing offense (14th nationally) as well as fourth in passing offense (226.2 yards per game). Reserve quarterback Ethan Garbers completed 27 passes for 265 yards and a couple of scores in a start at Utah.

Gunderson joined the UCLA staff after serving as the quarterbacks coach and passing game coordinator at San José State University the prior two seasons. In that period, the Spartans ranked among the nation's top 20 in passing offense (19th in 2020 - 298.4 yards per game, fourth in 2019 - 338.0) each campaign. SJSU quarterbacks combined to throw for 43 touchdowns passes against just 17 interceptions over the two seasons.

In 2020, the Spartans defeated Boise State to win the Mountain West Football Championship and secure the school's first outright league title since 1990 while completing the regular season with a perfect 7-0 record. For the first time since 2012, a SJSU team received votes in a national poll. The program was also ranked in the final two College Football Playoff rankings of 2020. During the regular season, SJSU outscored its opponents, 117-55, in the second halves of games. Quarterback Nick Starkel was named Player of the Week during the season by both the Manning Award and the Davey O'Brien Award. Starkel finished the season No. 19 on the NCAA passing yards per game list (271.8) and was No. 23 in passing efficiency (152.6).

For the 2019 season, Gunderson was nominated for the Broyles Award recognizing the top assistant coach in the Football Bowl Subdivision (FBS). SJSU finished fourth nationally and tops in the Mountain West Conference in passing offense (338.0 yards per game). For the first half of the season, Gunderson utilized a two-quarterback system with starter Josh Love and freshman Nick Nash. Love finished the season as the Mountain West Offensive Player of the Year and No. 3 nationally in passing yards per game (326.9) and No. 7 in passing yards (3,923). Receiver Tre Walker ranked third in the FBS in receiving yards per game (116.1) and fourth in catches per game (7.9).

Gunderson joined the SJSU coaching staff in 2017 as quarterbacks coach and then had his duties expanded to passing game coordinator in 2018. From 2017 to 2018, the SJSU passing offense improved its national ranking from 87th (198.0) to 32nd (262.2) by adding almost 70 yards per game to the average.

Prior to joining the SJSU staff, Gunderson worked as the University of Nebraska's director of football player personnel for the 2015 and 2016 seasons. With the Huskers, he was directly involved in all aspects of student-athlete recruitment, roster management, social media activities for the head coach, prospect camps, staff and student-athlete compliance and assisting the offensive coordinator with plans and strategies on game day.

Gunderson embarked on his professional career at Oregon State as a graduate assistant for the 2008 season. He migrated into the school's player personnel department in 2010 as the assistant director. For the 2014 season, he was promoted to the director's role in that office.

The 2007 Oregon State University graduate majored in construction engineering management. He was a quarterback on the 2003 through 2007 Beaver teams, and the starter in the annual rivalry game versus Oregon in 2005. OSU competed in four bowl games during his Beaver career. Gunderson was named an OSU team captain for the 2007 season and was awarded the squad's Coaches Award and Team Award at the end of the year. The Portland, Ore., native was a two-time Academic All-Pac-10 Conference selection. He and his wife, Hilary, have a son, Cooper.



CHAD KAUHA'AHA'A

Defensive Line
1st Season at UCLA
Utah '97

Chad Kauha'aha'a ("cow-HA-ah-HA-ah") joined the UCLA coaching staff in December of 2021. He most recently spent two seasons on the UNLV staff, as a defensive assistant coach. Kauha'aha'a has more than 15 seasons of college coaching experience and has helped develop some of the nation's top-ranked defensive units while with schools from the Big Ten, Mountain West and Pac-12 conferences.

Kauha'aha'a, who will coach the defensive line, originally joined the coaching staff as an analyst for the Bruins through the San Diego County Credit Union Holiday Bowl before assuming his full duties.

In his initial season as defensive line coach at UNLV, Kauha'aha'a helped the Rebels defense to more than double their sacks per game average from 1.0 in 2019 to 2.3 in 2020. He spent the 2019 campaign as USC's defensive line coach as the Trojans ranked 28th in the nation with 35 quarterback sacks and featured first-team All-Pac-12 lineman Jay Tufele and second-teamer Drake Jackson, who was also named first-team Freshman All-American by 247Sports. Each would go on to be selected in the NFL Draft.

Kauha'aha'a worked at Boise State in 2018 as defensive line coach. BSU ranked 11th nationally in third down conversion defense (31.1%) that season. The Broncos owned the nation's 20th-best rushing defense, surrendering just 122.9 yards per game. Boise State was 10th in the nation and best in the Mountain West Conference in sacks with a 3.0 per game mark. Defensive lineman Curtis Weaver rated 20th nationally in sacks at 0.73 per game and was named Mountain West Defensive Player of the Year. Weaver was selected by Miami in the NFL Draft.

From 2015-17, Kauha'aha'a coached at Oregon State, working with the defensive line and outside linebackers while serving as associate head coach. In his second year in Corvallis, the Beavers' pass defense, scoring defense, sacks and total defense numbers each improved. In 2013-14, Kauha'aha'a was in charge of Wisconsin's defensive line. In 2014, the UW defense rated third nationally in third-down conversion defense (28.4%) and fourth in total defense (294.1) while leading the Big Ten in both categories. The Badgers were fourth in the nation in third-down conversion defense in 2013 (30.6%) and seventh nationally in total defense (305.1). The rush defense rated among the nation's top 25 in both seasons, including being listed fifth nationally in 2013 at 102.5 yards per game. Wisconsin held seven opponents to 20 points or fewer during the 2014 season and seven teams to 10 or fewer points in 2013. Defensive tackle Beau Allen was selected by Philadelphia in the 2014 NFL Draft and went on to win a Super Bowl with the Eagles.

Kauha'aha'a served as defensive line coach at the University of Utah in the 2011 and 2012 seasons. The Utes ranked among the nation's top 25 both seasons in rushing defense. Utah also held opponents to under 370 yards of total offense in each year while averaging more than 2.3 sacks per game. In 2011, Utah topped the Pac-12 in turnover margin at 0.77. While in Salt Lake City, he coached future first-round NFL Draft pick defensive tackle Star Lotulelei, who won the Pac-12's Morris Trophy in 2011. Defensive end Joe Kruger was also selected by the Philadelphia Eagles in the 2013 draft.

In 2009 and 2010 at Utah State, Kauha'aha'a guided the defensive line unit. In 2010, he coached defensive end Levi Koskan, who led USU and ranked 11th in the Western Athletic Conference with 8.5 tackles for loss, including 4.5 sacks. Kauha'aha'a came to Utah State after four years at Weber State (2005-08), where he helped lead WSU to a share of the 2008 Big Sky Conference title before advancing to the quarterfinals of the 2008 Football Championship Subdivision playoffs. In 2007, first-team All-Big Sky selection Kevin Linehan was second in the conference and tied for 16th in FCS in sacks 10.5 (0.75/g). Linehan was fourth in the Big Sky in tackles for loss with 14.5 and second in the league with five forced fumbles. Defensive tackle Bryce Scanlon also earned first-team All-Big Sky honors and added 7.5 tackles for loss.

Kauha'aha'a was head coach at his alma mater, Baldwin High School, in Wailuku, Hawai'i, from 2002-04, posting a 25-5-2 record and winning two Maui Interscholastic League championships with the Bears. His teams finished ranked among the top five in the state in each of those three seasons.

A native of Maui, Hawai'i, Kauha'aha'a was a three-year letterwinner at the University of Utah, playing linebacker in 1993 before redshirting in 1994. Moving to defensive line in 1995, he was a second-team All-WAC selection that season after posting seven sacks among his 70 tackles. In 1996, he garnered second-team All-WAC accolades while leading Utah with six tackles for loss, including four sacks. He was a two-time recipient of Utah's Walt DeLand Award, presented each year to the Ute football player who overcomes adversity to make a contribution. His 110 career tackles for loss ranked among the top 15 in school history when he graduated. He received his bachelor's degree in sociology from Utah in 1997.

Kauha'aha'a and his wife, Lena, have two sons, Kalei and Kalena.



IKAIKA MALLOE

Outside Linebackers/Special Teams Coordinator
1st Season at UCLA
Washington '97

Ikaika Malloe (ee-KY-kuh mull-OY) joined the Bruin staff in December of 2021. He serves as outside linebackers coach and special teams coordinator. Malloe, a former standout defensive player at the University of Washington, guided his alma mater's defensive line from 2016-2020 before shifting to the outside linebackers in 2021. He also served as UW's co-defensive coordinator for the 2020 and 2021 seasons.

Malloe worked as an analyst for the Bruins through the 2021 San Diego County Credit Union Holiday Bowl before assuming his full duties as assistant coach. He joined the Bruin staff with 20 years of coaching experience, including three as a defensive coordinator and six as a special teams coordinator, under his belt.

This past season, Washington rated third in the Pac-12 in total defense (336.9 yards per game) and led the league in pass defense efficiency (106.7) while allowing the fewest passing yards of any team per game (143.3). Opponents scored just six touchdowns through the air against UW over the course of the 2021 season. The Huskies also boasted the Pac-12's stingiest third-down defense, allowing just a 35.7% conversion rate.

In 2020's four-game season, Malloe helped coach a defensive line that played a big role in Washington finishing second in the Pac-12 in quarterback sacks, while also leading the conference in total defense and passing yards allowed.

The 2019 season was another strong one for the UW defensive line, which helped limit opponents to just 19.4 points per game. Malloe helped mentor his latest first-team All-Pac-12 selection, as Levi Onwuzurike, now with the Detroit Lions, earned that honor.

The previous two years, Malloe coached the winner of the Pac-12's Morris Trophy, given to the top offensive and defensive lineman in the conference, as voted on by the conference's opposing linemen. Vita Ve, now in the NFL with Tampa Bay, won the award in 2017 and the Huskies repeated in 2018 as Greg Gaines took home the honor. Gaines, who is a member of the Los Angeles Rams, was also a first-team All-Pac-12 selection, while senior lineman Jaylen Johnson earned honorable mention All-Conference.

The Huskies also led the Pac-12 in both scoring defense (15.5 ppg) and total defense (301.8 yards per game) in 2018, marking the third straight season for the Huskies to accomplish the feat under coach Malloe. The 2018 Huskies were second in the Pac-12 in rushing and passing defense.

The 2017 Husky defense was anchored by Ve, the Pat Tillman Pac-12 Defensive Player of the Year. Thanks largely to Ve and Gaines, then a second-team All-Pac-12, the Huskies' line helped the defense rank fourth nationally, allowing 100.8 yards per game, and second overall, allowing 2.86 yards per rush. Ve would go on to be the 12th overall pick of the 2018 NFL Draft, the second-straight draft in which one of Malloe's players was selected.

In his first season at Washington, Malloe helped coach a UW defensive unit that topped all Pac-12 defenses as the Huskies went 12-2 and earned a trip to the 2016 College Football Playoff. Washington led the conference in both total defense (316.9, 12th in the nation) and scoring defense (17.7 ppg, eighth in the nation), while also leading all FBS schools in turnover margin (1.29/g) and takeaways (33). Washington was first in the conference in first downs allowed and third down conversion defense, while finishing second in red zone defense, rushing defense and sacks.

On the defensive line, Elijah Qualls earned first-team All-Pac-12 (as well as second-team All-America from FOX Sports), while Ve was a second-teamer and Gaines earned honorable mention.

Malloe joined the Husky staff after having spent two seasons guiding the defensive line at Utah State. In 2014, he helped the Aggies to a 10-4 overall record (second-most wins in school history) and a third straight bowl trip, a win over UTEP in the New Mexico Bowl. Three defensive linemen earned All-Mountain West honors (a first-teamer, a second-team and an honorable mention) in 2014.

The 2014 Aggie team featured a rugged defense that finished in the top 30 in the nation in 10 categories, including best in the MWC and No. 12 in the nation in scoring defense at 19.7 points per game. USU also led the conference in rushing defense, sacks and tackles for loss.

Malloe went to Utah State after two seasons at Portland State, where he worked under former Husky teammate Nigel Burton as the Vikings' special teams coordinator and defensive tackles coach. In 2013, he coached a unit that held seven opponents under 100 rushing yards and posted 91 tackles for loss and 27 sacks while two players earned honorable mention All-Big Sky. In 2013, the Vikings also boasted All-America punter Kyle Loomis and led the FCS in net punting. PSU also blocked seven punts or kicks and was second in the nation in kickoff coverage. The 2012 PSU team held five Big Sky opponents to 86 rushing yards or less and three of Malloe's players earned honorable mention All-Conference.

From 2009-2011, Malloe spent three seasons as the defensive coordinator at Yale, where he worked for former UW assistant coach Tom Williams. In 2008, he was special teams coordinator and defensive tackles coach at Hawai'i, helping guide the Warriors to a berth in the Sheraton Hawai'i Bowl. From 2004-07, he was defensive line coach at Texas-El Paso, which made it to the 2005 GMAC Bowl.

Prior to UTEP, Malloe began his full-time coaching career as special teams coordinator and d-line coach at Western Illinois. The Leathernecks won the Gateway Conference title in 2002 and made the NCAA

Division I-AA playoff quarterfinals twice.

Malloe began his career as a student assistant, program coordinator and, eventually, a graduate assistant, at Washington. He earned his degree in sociology from the UW in 1997.

A graduate of Kamehameha School in Hawai'i, Malloe came to the UW from his home in Waimanalo and went on to earn four varsity letters as a safety and outside linebacker. He started 11 games in 1995, when the Huskies won a share of the Pac-10 championship. Malloe led the UW in interceptions that season, with five. In 1993, he won the Bob Jarvis Most Inspirational Walk-On Award after having won the Brian Stapp Defensive Scout of the Year Award in 1992.

Malloe and his wife, Tara, have two daughters, Taylor and Sloane, and two sons, Jordan and Isaiah.



BILL McGOVERN

Defensive Coordinator
1st Season at UCLA
Holy Cross '85

Bill McGovern joined the Bruin coaching staff as defensive coordinator in February of 2022. An All-American defensive back as a collegian, he brings almost 40 years of college and NFL coaching experience with him to Westwood. He served most recently as inside linebackers coach for the Chicago Bears in 2021.

Eight of McGovern's last nine years have been spent on the professional level. McGovern's work came exclusively on the college level in the years prior, including a 13-year stretch at Boston College, where he served as the defensive coordinator and linebackers coach for the Eagles during that time.

In 2021, the Bears defense rated third in passing defense (191.6 yards per game), fourth in sacks (49) and sixth in total defense (316.7 yards per game). Inside linebacker Roquan Smith ranked fifth in the league with a career-best 163 total tackles.

Prior to serving as a defensive assistant at the University of Nebraska for the 2020 campaign, McGovern worked for seven seasons with the New York Giants (2016-19) and Philadelphia Eagles (2013-15). He coached the inside linebackers for the Giants in 2019 after guiding the full linebacker unit from 2016-18. The 2016 Giants defense ranked second in the NFL in total defense and third in run defense (88.6 yards per game). From 2013-15, he coached the outside linebackers on Chip Kelly's Eagles teams. In 2015, outside linebacker Connor Barwin was named to the NFL Pro Bowl. The 2014 Eagles owned the 15th-best run defense in the NFL. In 2013, Philadelphia was the NFC East champion and produced the 10th-best run defense (104.3) in the NFL and was rated as the 17th-best total defensive unit in the league.

Before heading to the NFL, McGovern coached from 2000-2012 at Boston College (2009-2012 as defensive coordinator/linebackers coach and 2000-08 as linebackers coach). The Eagles advanced to a bowl game in each of his first 11 seasons on the Heights, compiling an 8-3 record in those postseason contests. From 2001-08, BC defeated Notre Dame six straight times. The Eagles, who soared to as high as No. 2 in the national polls, posted a school-record-tying 11 wins during the 2007 season, which was the program's most victories since the 1940 campaign. He also coached BC's defensive backs from 1994-96.

During his tenure at BC, McGovern mentored two Atlantic Coast Conference (ACC) Defensive Players of the Year in Luke Kuechly (2011) and Mark Herzlich (2008). Kuechly set a Boston College career mark for most tackles in a career (532) and an NCAA record for most average tackles per game over a career (14.0). Kuechly also set an ACC record for most tackles in a season (191) and went on to win the Butkus Award, the Rotary Lombardi Award, the Bronko Nagurski Award and the Lott IMPACT Trophy that season. Both players earned first-team All-ACC honors and went on to successful NFL careers. Defensive lineman B.J. Raji (2009) and Kuechly (2012) each became first-round NFL draft choices. Kuechly, Herzlich, linebacker Vinny Ciurciu (2001, 2002), linebacker Robert Flores (2001-03) and linebacker Jo-Lonn Dunbar (2005-07) all went on to make Super Bowl appearances for their respective NFL teams.

While McGovern was coaching on Boston College's defensive staff, the teams won at least nine games in six seasons and ranked among the nation's top 10 nationally in rush defense four times (2005, 2007, 2008, 2010). BC rated among the nation's top 25 in scoring defense on nine occasions (1994, 2001, 2002, 2004, 2005, 2006, 2007, 2008, 2009) and in pass defense efficiency for eight of those seasons (2000, 2001, 2002, 2004, 2006, 2007, 2008, 2010). The 2008 Eagles defensive unit ranked fifth in the NCAA in total defense (268.14) and was seventh in the nation in both pass defense efficiency (98.81) and run defense (91.2) while rating among the nation's top 10 in seven defensive categories overall. In 2010, the BC defense rated as the 13th-best total defense group in the NCAA, surrendering an average of 309.69 yards per contest. In 10 of his seasons at BC (1994, 2001, 2002, 2004, 2005, 2006, 2007, 2008, 2009, 2010), McGovern was associated with defenses which allowed fewer than 350 yards per game.

From 1997-99, McGovern coached defensive backs at the University of Pittsburgh after his initial stint at Boston College. Pitt advanced to the Liberty Bowl in 1997 and, in 1999, the Panthers defeated Notre Dame in Pitt Stadium's final game. His 1994 BC squad ranked 28th in the nation in pass defense efficiency (108.35) while giving up just 14.7 points per game and rating sixth in the nation in total defense (266.1). In 1993, McGovern served as defensive coordinator at the University of Massachusetts. The Minutemen rated 23rd nationally in rush defense (131.8) and were 35th in total defense (323.6)

that season while going on to post an 8-3 record.

McGovern worked as defensive backs coach and kicking coach at the College of the Holy Cross in 1991 and 1992. The 1992 Holy Cross team ranked third in the nation in total defense (275.1). In 1991, Holy Cross emerged as the Patriot League champion and was ranked No. 3 in the NCAA Division I-AA Football Committee poll. Prior to that, he served an initial stint at UMass as defensive backs coach from 1988-1990. UMass captured Yankee Conference titles in 1988 and 1990 and advanced each of those seasons to the Division I-AA playoffs. McGovern was assistant defensive backs coach at Holy Cross in 1986 and 1987. The Crusaders captured Colonial League titles in both seasons and posted a combined 21-1 record. He embarked on his coaching career in 1985 as University of Pennsylvania freshman coach. The 1986 Penn team then went on to earn a 10-0 record and the Ivy League championship.

A member of the Holy Cross Hall of Fame and Ring of Honor, McGovern set a Division I-AA single-season record as a player with 11 interceptions as a senior in 1984. His total of 24 career interceptions while a four-year starter at defensive back for the Crusaders tied a Division I-AA record. His teams combined to record a 31-13-1 mark and made the school's first appearance in the Division I-AA playoffs. McGovern was named a consensus first-team All-American in 1984 and was a two-time Eastern Collegiate Athletic Conference first-team selection. He is currently listed on the ballot as a candidate for the College Football Hall of Fame.

McGovern is a 1985 graduate of the College of the Holy Cross where he earned his degree in history. He and wife, Colleen, have three children – Amanda, Delainey and Mackenzie.



JERRY NEUHEISEL

Receivers

2nd Season at UCLA

UCLA '15

Jerry Neuheisel was promoted to the position of wide receivers coach by head coach Chip Kelly in January of 2021. Neuheisel, who has spent eight of the past 10 seasons in the UCLA program as a student-athlete or graduate-assistant coach, has seen the offense achieve numerous milestones during his four seasons on staff.

In 2021, Kyle Philips, who was selected by Tennessee in the 2022 NFL Draft, led all Pac-12 receivers with 10 scoring catches. He also moved into the top four all-time among UCLA receivers in career catches while ranking second in the Pac-12 in receiving yards per game (67.2) and third in the league in receptions/game (5.4) during the 2021 campaign. Chase Cota, Kazmeir Allen and Kam Brown combined for seven more touchdowns and each averaged at least 14.5 yards per catch while totaling at least 17 receptions on the year. Quarterback Dorian Thompson-Robinson led the Pac-12 in passing efficiency and total offense.

The 2020 team ranked atop the Pac-12 in receiving touchdowns (18), total offensive touchdowns (31) and first downs per game (24.6) during the pandemic-shortened season. Thompson-Robinson posted the best passing efficiency rating by a Bruin signal caller (156.3) since Drew Olson in 2005. The squad's total-offense output of 455.0 yards per game was second in the conference and marked an improvement of nearly 50 yards per game from 2019.

Five different UCLA wide receivers logged touchdown catches in 2020. For the second year in a row, Philips led the team in receptions. His 60 grabs in the previous season represented a program freshman record and placed him 11th on the single-season list. Philips became the 27th Bruin to reach the 100-catch plateau, doing so in just 23 games. In 2018, receiver Theo Howard joined the 100 receptions-1,000 receiving yards club at UCLA.

Neuheisel started his coaching career at Texas A&M, where he served as an offensive quality control coach under head coach Kevin Sumlin in 2017. Alongside offensive coordinator Noel Mazzone, Neuheisel helped develop then-freshmen quarterbacks Kellen Mond, a 2021 NFL Draft selection by the Minnesota Vikings, and Nick Starkel. In just his third-career game, Mond became the first true freshman in program history to throw for 300 yards in a contest when he accomplished the feat in a home win over Louisiana. Starkel would go on to shatter the Aggies' freshman records for completions (42), passing attempts (63) and passing yards (499) in a Belk Bowl shootout with Wake Forest. His 499 passing yards are the second-highest total in program history.

A graduate of Loyola HS in Los Angeles, Neuheisel earned UCLA's Charles Pike Memorial Award for Outstanding Scout Team Player (offense) at the conclusion of the 2012 season, his first in the program. He registered his initial game experience in 2013 as the Bruins' backup quarterback and holder.

On Sept. 13, 2014, in relief of injured starter Brett Hundley, Neuheisel led UCLA to a comeback 20-17 win over Texas in a contest played at AT&T Stadium in Dallas. Neuheisel completed 23 of 30 passes for 178 yards and two touchdowns, including the 33-yard game winning toss to Jordan Payton with three minutes left, against the Longhorns. Neuheisel was named the Pac-12 Conference Offensive Player of the Week for his performance.

Neuheisel, a nine-time UCLA Athletic Director's Honor Roll member and four-year Pac-12 All-Academic honoree, continued his football career abroad. He led the Obic Seagulls of the Japanese X League to the Japan X Bowl in 2016, completing 67.5% of his passing attempts for 1,456 yards and 12 touchdowns.

Neuheisel was married to his wife, Nicole, in the summer of 2020. He was born to UCLA graduates Susan and Rick at UCLA Medical Center. Rick Neuheisel played quarterback for the Bruins from 1981-

83 before embarking on a coaching career at his alma mater in 1986. Stints as a graduate assistant, quarterbacks coach and wide receivers coach preceded his first head-coaching job at Colorado, where Rick guided the Buffaloes from 1995-98. He also served at the helm of the University of Washington football program (1999-2002) before returning to UCLA as head coach from 2008-2011.



KEN NORTON JR.

Inside Linebackers

1st Season at UCLA

UCLA '99

Ken Norton Jr. joined the UCLA staff as inside linebackers coach in March of 2022. Norton returns to Westwood where he was an All-America linebacker for head coach Terry Donahue from 1984-87 and helped lead the Bruins to four consecutive bowl game wins and the 1985 Pac-10 Conference championship. Still listed among the top 10 Bruins in career tackles, he comes back to campus with 18 seasons of coaching experience that includes championships won on both the professional and collegiate levels. Norton is the only player in NFL history to be a member of three consecutive winning Super Bowl teams.

Most recently, Norton completed a stint as defensive coordinator of the NFL's Seattle Seahawks, a title he held from 2018-2021. During that tenure, the Seahawks advanced to the NFC playoffs three times. He coached several Pro Bowl players during that span, including cornerback Shaquill Griffin, linebacker Bobby Wagner and safeties Jamal Adams and Quandre Diggs. Wagner was named an All-Pro each season. In 2021, linebacker Jordyn Brooks compiled a franchise-record 183 total tackles.

From 2015-17, Norton served as the defensive coordinator of the Oakland Raiders. The Raiders advanced to the playoffs in 2016 after finishing second in the AFC West. He coached All-Pro linebacker Khalil Mack, who was named AP Defensive Player of the Year in 2016 and garnered All-Pro selections in 2015 and 2016. Safety Charles Woodson also earned All-Pro acclaim (2015) during Norton's time in Oakland.

Norton worked as linebackers coach for Seattle from 2010-14, helping the Seahawks advance to the playoffs in four of his five seasons. Seattle finished first in the NFL West in 2013 and 2014 while posting a combined 25-7 record and advancing to back-to-back Super Bowls (XLVIII and XLIX). The Seahawks won Super Bowl XLVIII at the conclusion of the 2013 season after producing one of the best defensive performances in NFL history. Seattle led the league in fewest yards allowed, fewest points allowed and most takeaways while holding 13 opponents to 17 or fewer points during the 2013 season. The Seahawks lost Super Bowl XLIX the next year, but Wagner was named first-team All-Pro. Norton was instrumental in the development of the Seahawks strong linebacker group, which included K.J. Wright, Super Bowl XLVIII MVP Malcolm Smith, special teams captain Heath Farwell and pass rush specialist Bruce Irvin.

Norton embarked on his college coaching career at the University of Southern California from 2004-09. He worked with the Trojan linebackers as a defensive assistant in 2004, linebackers coach in 2005-09 and then added the title of Assistant Head Coach for the 2009 season. Norton's USC teams produced a record of 68-10 during that time, ending the season in the top 5 of the final AP poll each year from 2004-08 and appearing in two BCS National Championship Games (following the 2004 and 2005 seasons) and three Rose Bowl Games (following the 2006, 2007 and 2008 seasons). USC finished atop the Pac-10 standings in 2004, 2005, 2006, 2007 and 2008. Three of his linebackers were named Rose Bowl Defensive MVPs: Brian Cushing (2007), Rey Mauluga (2008) and Kaluka Maiava (2009).

During Norton's time with the Trojans, USC produced some of the nation's most highly regarded defensive units. USC's 2008 defense rated first in scoring (9.0 ppg) and was second nationally in total defense (221.77 yards per game) and fifth in rushing defense (87.38 yards per game). The 2007 Trojans were No. 2 in the country in both total defense (273.15) and scoring defense (16.0). In 2006, USC was tied for ninth in rushing defense (91.08), 11th in scoring defense (15.2) and 20th in total defense (295.85). The 2005 USC team ranked second in the nation in turnover margin (1.62/g). In 2004, the Trojans were tops in the nation in both rushing defense (79.38) and turnover margin (1.46), while rating third in scoring defense (13.0) and sixth in total defense (279.31).

Linebackers Matt Grootegoed (2004), Lofa Tatupu (2004), Keith Rivers (2007), Brian Cushing (2008) and Mauluga (2008) each earned first-team All-America recognition under Norton's direction. Mauluga was named Pac-10 Defensive Player of the Year in 2008 and was selected to the All-Conference squad three times (2006-08). He was also a finalist for the 2008 Butkus, Lombardi and Nagurski Awards. Cushing (2009) and Rivers (2008) each were first round selections in the NFL Draft, while Mauluga (2009) and Tatupu (2005) were second-round picks. Linebackers Dallas Sartz (fifth) and Oscar Lua (seventh) were also chosen in the 2007 draft. Thomas Williams (fifth) joined Rivers in the 2008 draft. Clay Matthews was a first-round draftee in 2009 along with Cushing, while Maiava went off the board in round four.

One of the premier linebackers in NFL and college football history, Norton played six seasons with the Dallas Cowboys after being selected in the second round of the 1988 NFL Draft. He made the Pro Bowl in his final season with the Cowboys in 1993 and was on back-to-back Super Bowl championship teams in 1992 and 1993. Norton signed with the San Francisco 49ers for the following season and became the first – and still only – player in NFL history to be a member of three straight Super Bowl winning teams when San Francisco won the 1994 title. He was selected to his second Pro Bowl in 1995. He was a first-team All-Pro pick in 1995 and a second-team All-Pro performer in 1993. Norton earned a third Pro Bowl invite following the 1997 campaign. He retired as a player from the NFL in 2000 after 13 seasons in the league and became a radio and television commentator and analyst. Norton also went on to coach at Hamilton High School in Los Angeles.

Norton starred at linebacker on the 1984-87 UCLA football teams, which combined to produce a 36-10-2 record. He earned All-America recognition following the 1987 season and was the team's leading tackler in both 1986 (106 tackles) and 1987 (125). In 1987, Norton was a finalist for the

Butkus Award as the nation's top linebacker. The Bruins were victorious in four straight bowl games with Norton – the 1985 Fiesta Bowl versus Miami, the 1986 Rose Bowl versus Iowa, the 1986 Freedom Bowl versus BYU and the 1987 Aloha Bowl versus Florida. Norton currently ranks eighth on the all-time UCLA tackles list (339). In 1998, he was inducted into the UCLA Athletics Hall of Fame.

Norton earned a degree in sociology from UCLA in 1999. He prepped at Westchester High School in Los Angeles. He and his wife, Angela, have three children – Brittney, Sabrina and Ken III.



BRIAN NORWOOD

Asst. Head Coach / Passing Game Coordinator / Defensive Backs
3rd Season at UCLA
Hawai'i '88

Brian Norwood joined the UCLA staff in January of 2020 as assistant head coach/passing game coordinator/defensive backs coach.

In 2021, the Bruins closed the season by holding three of their last four opponents to under 200 yards of passing offense. UCLA rated second in the Pac-12 in turnovers gained and third in turnover margin. The Bruins improved in pass efficiency defense from 53rd to rank 42nd in the nation while turnovers gained almost doubled to 21 which ranked third in the Pac-12. Quentin Lake, a 2022 NFL Draft selection by the Rams, and Jay Shaw tied for the team lead with three interceptions each. The Bruins finished tied for second in the Pac-12 South and earned an invitation to the San Diego Credit Union Holiday Bowl, the 14th bowl appearance on Norwood's coaching resume.

In his first season on staff, UCLA topped the Pac-12 and ranked 35th in the nation in interceptions (9). In fact, only one team nationally, which played less than 7 games, had as many as 9 interceptions. The Bruin defense showed improvements in total defense (from 113th to 69th), pass efficiency defense (from 129th to 53rd) and scoring defense (from 116th to 73rd). The 11 turnovers gained and opponent completion percentage of 61.2% each rated fourth-best in the conference. The unit improved from 11th to sixth in the conference in total defense by dropping almost 50 yards allowed per game. The team ranked eighth in the nation and topped the Pac-12 in sacks per game (3.29) with players from the Bruins' secondary playing a big role -- Qwuantrantz Knight-4.0, Mo Osling III-3.0, Obi Eboh-2.0.

Norwood came to UCLA after serving a second stint at Navy in the 2019 season as assistant coach/co-defensive coordinator/cornerbacks coach. The Midshipmen secured a victory over Kansas State in the Liberty Bowl to finish with an 11-2 record, matching the program's record for most wins in a season.

Norwood returned to the Naval Academy from Kansas State where he was the Wildcats' co-defensive coordinator and secondary coach for the 2018 season. Under Norwood's direction, the Kansas State defense made the biggest jump in the Big 12 in pass defense, moving from last in the league (309.1 yards per game) to fourth (245.8). The 245.8 passing yards per game were the fewest passing yards Kansas State had allowed in five years.

Prior to Kansas State, Norwood was the associate head coach and co-defensive coordinator while also coaching the safeties at Tulsa from 2015-17. Norwood coached at Baylor from 2008-14, serving as the defensive coordinator from 2008-10 and as the associate head coach and safeties coach from 2011-14.

During his three seasons coordinating the Bear defense, Norwood oversaw a unit that totaled nine All-Big 12 honorees and two All-Americans. During the Bears' 2013 Big 12 Championship season, Norwood coached first-team All-American Ahmad Dixon (drafted by the Dallas Cowboys), while both of Baylor's 2011 starting safeties, Mike Hicks and Sam Holl, earned All-Big 12 honors. Holl finished second on the squad with 113 total tackles and Hicks was third with 105, and each had three interceptions. In 2010, Norwood coached first-team All-Big 12 honoree Byron Landor, who totaled 127 tackles.

Norwood was an assistant at Penn State from 2001-07. During Norwood's seven seasons in Happy Valley, the Nittany Lions topped the Big Ten in pass efficiency defense twice (2004 and 2005) and finished third on two occasions (2003 and 2006). Penn State ranked among the nation's top 25 in pass efficiency defense four times, including a No. 4 ranking in 2004.

At the end of the 2007 regular season, the Nittany Lions' defense ranked sixth nationally against the run (87.92), eighth in scoring defense (17.58 ppg), ninth in total defense (306.58) and 44th in pass efficiency defense (119.14).

Norwood coached 2006 Big Ten interceptions leader and first-team All-Big Ten safety Anthony Scirrotto, and developed All-Big Ten and NFL defensive backs Shawn Mayer (led conference with 144 tackles as a senior) and Calvin Lowry. He also coached 2003 second-team All-Big Ten pick Yaacov Yisreal.

In his lone season at Texas Tech, Norwood coached strong safety Kevin Curtis, a second-team All-American and first-team All-Big 12 honoree, as the Red Raiders played in the 2000 Gallery Furniture.com Bowl.

Norwood's first full-time coaching job was guiding the outside linebackers at the University of Richmond (1992-94) after serving two years as a graduate assistant at the University of Arizona (1990-91). He served his initial stint at the Naval Academy, from 1995-99, as defensive backs coach. Norwood mentored second-team All-America selection Sean Andrews in 1995 and helped Navy achieve its best record in 18 years when it posted a 9-3 mark in 1996, including a win over California in the 1996 Aloha Bowl.

Norwood was a four-year letterwinner at both cornerback and safety at Hawai'i (1984-87) and

graduated with a bachelor's degree in communication in 1988. He and his wife, Tiffiney, have five children: Gabriel, Jordan, Levi, Brianna and Zaccariah. Gabriel was a key member of George Mason's 2006 men's basketball Final Four team. Jordan played eight seasons in the NFL, including the 2015 campaign with the Super Bowl Champion Denver Broncos, while Levi was a four-year letterwinner at Baylor (2011-14).



KEITH BELTON

Director of Football Performance
2nd Season at UCLA
Syracuse '03

Keith Belton joined the UCLA football staff in March of 2021 as the Director of Football Performance. He arrived at Westwood after working in both collegiate and private sports performance training environments. In Belton's first season at UCLA, the Bruins earned a bid to the San Diego County Credit Union Holiday Bowl after finishing tied for second in the Pac-12 South.

Belton most recently was the Director of Sports Performance for OLLIN Athletics Sports Medicine in Texas where he designed and implemented scientifically sound training programs for a myriad of professional athletes. The goal of the OLLIN program was to improve the athlete's movement efficiency, work capacity, power output, speed, change of direction, and strength with special attention to each individual's sport, position and specific needs.

In 2019, Belton was the Senior Associate Head Strength and Conditioning Coach for the football team at the University of Kansas. Prior to that, he worked as Associate Head Strength and Conditioning Coach at the University of Southern California for football from 2017-19 and as the Director of Athletic Performance at the University of Nevada Las Vegas from 2015-17. At UNLV, he oversaw the entire Athletic Performance unit for all 17 sports. In all three assignments, he designed and implemented science-based training programs and supervised a staff of student interns and graduate assistants. Belton also aided in the rehabilitative efforts and helped develop Nutrition programs for all student-athletes.

From 2012-13, he served as an assistant coach for strength and conditioning at the University of Washington where he worked with the football and softball teams. In 2010-12, Belton was the Associate Director of Strength and Conditioning at Baylor University working in the areas of nutrition, strength training, speed and conditioning for the football, softball, track and field, and men's tennis teams. He helped design training programs for BU's quarterback Robert Griffin III who won the 2011 Heisman Trophy and was named 2011 Associate Press College Football Player of the Year.

In 2009-10, Belton was the running backs coach at Johnson C. Smith University in Charlotte, N.C. He assisted the offensive coaching staff with the skill positions and coordinated all scouting efforts and scout team preparation. In 2010, he also worked for RHA Health Services in Charlotte, N.C. where he assisted consumers in developing critical daily living and coping skills. In 2009, he served as a strength and conditioning intern at Wake Forest University for all varsity teams.

From 2004-2007, Belton played professional football in the National Football League. He was a member of the Detroit Lions practice squad in 2004. In 2005, he was with the Chicago Bears. He returned to the Lions in the 2006 and 2007 seasons. Belton also had a stint with the Denver Broncos during the 2007 campaign.

Belton was a two-year starter on the football team at Syracuse University from 2002-2003. In 2003, he played in all 12 games and started eight games at fullback. He played in all 12 games in 2002, averaging 4.9 yards per carry from his fullback position.

Belton holds certifications from The Collegiate Strength and Conditioning Coaches Association and was a winner of the prestigious Stuck Award given to individuals who excelled during the practical section of the exam.

Belton and his wife, Shantre, have three children -- Peyton, Aubrey and Storm.



**KAZMEIR
ALLEN**

5-9 / 175 / Redshirt Junior
Wide Receiver
Tulare, Calif.
Tulare Union HS

2021 Football

Saw action in all 12 games with two starts (Washington, Oregon) ... finished 25th in the NCAA and fourth in the Pac-12 in combined kick return yardage (612) ... rated first in the Pac-12 and 10th nationally in kickoff return average (29.1) ... caught 17 passes on the season for four touchdowns ... had seven touches in the win against USC good for 278 all-purpose yards and three touchdowns ... returned four kickoffs for 163 yards on the day, including a 100-yard return for a touchdown ... second-team All-Pac-12 selection by PFF as a kick returner.

2020 Football

Saw action in two games -- at Colorado and California ... made his first career start versus California ... ran for 3 yards and made 1 catch for 8 yards at Colorado ... caught 2 passes versus Cal for 32 yards.

2019 Football

Saw action in four games as a reserve running back (Arizona, Colorado, Utah, USC) ... ran for 22 yards on eight carries vs. Arizona State ... caught four passes for 29 yards against Colorado ... had four carries for a season-high 39 yards at USC.

2018 Football

Saw action in nine games as a reserve running back ... his 74-yard scoring run against Cincinnati was the third-longest ever by a Bruin true freshman ... his total of 105 rushing yards in his first collegiate game, ranks second on the UCLA debut game list ... Ran for 42 yards on 10 carries at Oklahoma ... registered a touchdown reception (16 yards) vs. Arizona ... caught three passes (15 yards) against Washington.

2019 Track & Field

Made his UCLA track & field debut at the 2019 Pac-12 Championships ... competed in the 100m dash, posting a time of 10.61 to place 19th.

High School

Listed as a four-star recruit by Rivals.com and a three-star by 247 Sports and ESPN.com ... 247 Sports' No. 50 recruit in the state of California and No. 9 all-purpose back in the country ... Rivals.com's No. 43 recruit in the state ... broke the California High School scoring record with 72 total touchdowns scored his senior season ... Cal-Hi Sports 2018 State Athlete of the Year ... rushed for 3,336 yards on 255 carries for 62 touchdowns, while adding 29 receptions for 833 yards and nine touchdowns as a senior ... returned 11 kickoffs for a 41.5-yard average his senior season ... racked up over 8,900 all-purpose yards in his prep career ... 2017 Times-Delta/Advance-Register Bob Mathias Award winner as Tulare County's most outstanding football player ... rushed for over a 1,000-yards in each of his junior (34 TDs) and sophomore (13 TDs) seasons ... also lettered in track and field and baseball ... won the 100m event (10.44) at the 2018 CIF state track and field championships ... finished sixth in the CIF state 100m event as a junior (10.48).

Personal

Parents: Brad Allen and Shaneil Delgado ... has one brother and two sisters ... His biggest thrill is breaking the state high school touchdown record (72) ... lists the NFL's Reggie Bush and De'Anthony Thomas as the famous athletes he most admires ... hobbies include playing video games ... named to the Athletic Director's Honor Roll for Winter 2021 ... African American Studies major.

Career Highs

Carries: 10 at Oklahoma, 2018
Rushing Yards: 103 vs. Cincinnati, 2018
TD Rush: 1, last vs. Cal, 2021
Pass Receptions: 5 at Washington, 2021
Receiving Yards: 115 at USC, 2021
TD Reception: 2 at USC, 2021

Rushing Statistics

Year	TCB	Yds	YL	Net	Avg	TD	Lg
2018	30	190	2	188	6.3	1	74
2019	13	70	7	63	4.8	0	23
2020	2	4	1	3	1.5	0	4
2021	8	93	0	93	11.6	1	33
Totals	53	357	10	347	6.5	2	74

Receiving Statistics

Year	No	Yds	Avg.	TD	LG
2018	7	35	5.0	1	16
2019	4	29	7.2	0	24
2020	3	40	13.3	0	24
2021	17	255	15.0	4	58
Totals	31	359	11.6	5	58

Kickoff Return Statistics

Year	No	Yds	Avg.	TD	LG
2018	0	0	0.0	0	0
2019	0	0	0.0	0	0
2020	0	0	0.0	0	0
2021	21	612	29.1	1	100
Totals	21	612	29.1	1	100



**MARTIN
ANDRUS JR.**

6-2 / 305 / Redshirt Senior
Defensive Line
Long Beach, Calif.
Los Angeles HS

2021

Saw action in two games ... returned to the field for the USC game after almost two years of injury rehab and was credited with a tackle ... served as a team captain in the win over the Trojans ... also saw action in the season-finale against Cal.

2020

Did not see game action due to injury.

2019

Saw action in three games (Cincinnati, San Diego State, Oklahoma) ... recorded two tackles each in contests vs. Cincinnati and San Diego State ... had one stop vs. Oklahoma ... missed the balance of the season due to injury.

2018

Saw action in all 12 games, with starts in five games (Cincinnati, Oklahoma, Fresno State, Colorado, Cal) ... had a season-high four tackles in his first career start vs. Cincinnati ... produced multiple tackles in five games ... credited with a tackle for a safety against Stanford ...had three stops vs. Oklahoma and two tackles each in games vs. Arizona, Utah and ASU ... credited with tackles for loss at ASU and versus Stanford.

2017

Saw action in 11 games as a reserve along the defensive front ... had two tackles each in games vs. Hawai'i and at Memphis ... also had one stop in the win vs. Oregon.

High School

Listed as a four-star recruit according to Scout.com and as the No. 249 player in the nation on the Scout 300 List ... Scout's No. 14 defensive tackle prospect in the nation and No. 46 on the West 150 List ... no. 26 recruit on the Scout California 100 List ... No. 5 defensive tackle in the West according to Scout.com ... CalHiSports.com first-team All-State ... three-star Rivals.com recruit ... Rivals' No. 44 recruit on the California 100 List ... Rivals' No. 22 strong side defensive end in the nation ... as a junior, he was credited with 125 tackles and 16 sacks ... also attended St. Anthony HS in Long Beach, Calif.

Personal

Parents: Katrina and Martin Andrus Sr. ... has three sisters ... named to the Athletic Director's Honor Roll in 2018 Winter Quarter, 2019 Spring Quarter, 2019 Fall Quarter, 2020 Spring Quarter, 2021 Winter Quarter ... sociology major.

Career Highs

Tackles: 4 vs. Cincinnati, 2018
Tackles for loss: 1, last vs. Stanford, 2018
Sacks: none

Tackle Statistics

Year	TT	T-AT	Sacks	TFL	INT (TD)
2017	5	3-2	0.0-0	0.0-0	0
2018	18	7-11	0.0-0	2.5-6	0
2019	5	3-2	0.0-0	0.0-0	0
2020	0	0-0	0.0-0	0.0-0	0
2021	1	1-0	0.0-0	0.0-0	0
Totals	29	14-15	0.0-0	2.5-6	0



**CHASE
ARTOPOEUS**

6-1 / 195 / Redshirt Junior
Quarterback
Orcutt, Calif.
St. Joseph HS

2021

Did not see game action ... worked as the scout team quarterback for most of the season ... presented the Nick "Pac" Pasquale Memorial Award for Scout Team Offensive Player of the Year at the team's annual awards banquet ... named to the Pac-12 2021-22 Fall Academic Honor Roll..

2020

Did not see game action ... saw practice action with the scout team and with the travel squad ... named to the Pac-12 2020-21 Fall Academic Honor Roll.

2019

Did not see game action in his first season in the program ... saw practice action with the scout team and with the travel squad.

High School

Attended Saint Joseph HS and played varsity football for one year as a senior ... attended Thousand Oaks HS and played varsity football for one year as a junior ... attended Righetti HS and played varsity football for two years as a freshman and sophomore ... as a senior, he was all-league most valuable player, Saint Joseph HS Male Athlete of the Year, Scholar Athlete Award with a 4.0 GPA, and participated in FCA all-star game ... as a junior, he was first-team all-league, second team all-county, team most valuable player, and Thousand Oaks High School September Athlete of the Month ... completed 179 of 312 passes for 2,147 yards and 18 touchdowns ... ran for 250 yards and six touchdowns ... as a sophomore and freshman, he received a Scholar-Athlete Award with a 4.0 GPA ... also was a member of the basketball team.

Personal

Parents: Carl and Julie Artopoeus ... has one brother ... hobbies include hiking and video games ... lists Tom Brady and Kobe Bryant as famous athletes he admires ... aspires to be a college or NFL football coach after completing his degree ... earned a spot on the Athletic Director's Honor Roll in Fall 2019, Winter 2020, Spring 2020, Winter 2021, Spring 2021 and Fall 2021 ... psychology major.



**DEVIN
AUPIU**

6-5 / 237 / Sophomore
Linebacker
Oxnard, Calif.
Notre Dame / Pacifica HS

41

UCLA

Enrolled at UCLA in time for 2021 fall camp after transferring from Notre Dame.

2021

Saw action in the last six games of the season ... credited with a season-best two tackles in the win at USC ... also had tackles against Washington, Oregon and Colorado.

After High School

Enrolled at Notre Dame in the spring of 2021 after graduating early from high school ... participated in 2021 spring ball with the Fighting Irish.

High School

Three-star recruit according to 247Sports, ESPN and Rivals ... No. 30 outside linebacker by 247Sports ... No. 40 weakside defensive end by Rivals ... No. 105 prospect in West region by ESPN ... No. 38 prospect in state of California by 247Sports ... selected to 2021 Polynesian Bowl roster ... registered 62 tackles, 21 tackles for loss, 11.0 sacks, 12 pass deflections, two forced fumbles and one blocked punt in 2019 ... Tritons won first-ever CIF Division 2A State Regional Bowl Game in 2019 ... logged 50 tackles, three tackles for loss, 8.0 sacks, five pass deflections and one forced fumble in 2018.

Career Highs

Tackles: 2 at USC, 2021

Tackles for Loss: 0.5 vs. Oregon, 2021

Sacks: none

Tackle Statistics

Year	TT	T-AT	Sacks	TFL	INT (TD)
2021	5	2-3	0.0-0	0.5-1	0 (0)



**ASHTON
AUTHEMENT**

6-2 / 205 / Redshirt Junior
Wide Receiver
Riverside, Calif.
Notre Dame HS

27

2021

Saw his first career action against Colorado.

2020

Did not see game action ... served as a member of the offensive scout team.

2019


Did not see game action in his first season in the program.

High School

Attended Notre Dame HS ... played four years of varsity football ... broke school records for all-time career receptions, all-time receiving touchdowns, all-time receiving yards, and receiving yards in a single season ... all-state, all-area, all-CIF, league MVP, Team MVP, and CIF Champion ... his senior season, he caught 51 passes for 1,014 yards and 19 touchdowns ... as a junior, he caught 25 passes for 719 yards and eight touchdowns ... Credited with 28 tackles and an interception ... also was a member of the basketball, baseball and track teams.

Personal

Parents: John and Loretta Authement ... hobbies include traveling and sports ... lists Michael Thomas as famous athlete he admires ... greatest thrill in his athletic career so far is winning a CIF Championship ... named to the Athletic Director's Honor Roll for Spring 2021 ... mechanical engineering major.



NICHOLAS BARR-MIRA

6-0 / 170 / Redshirt Junior
Kicker
Palos Verdes, Calif.
Loyola HS

2021

Converted 14-21 field goal attempts with a long of 48 yards against Arizona State ... connected on a career-best three field goals against the Sun Devils ... ranked first among kickers in scoring in the Pac-12 (7.83) ... fourth in the Pac-12 in overall scoring (94 points) ... tied for second in the league in field goals per game (1.17) ... named to the Pac-12 2021-22 Fall Academic Honor Roll.

2020

Handled all field goal and extra point attempts during the season ... tied for the team lead with 48 points ... connected on six of seven field goal attempts with a long of 44 yards versus Arizona State ... converted his first five field goal attempts on the season, including a last-minute 43-yard kick against USC which put the Bruins in the lead ... made 30 of 31 extra points ... ranked 16th in the country in field goal percentage (85.7) ... named to the Pac-12 2020-21 Fall Academic Honor Roll.

2019

Did not see game action in his first season in the program.

High School

Attended Loyola HS and played varsity football for two years ... two-time all-league and Special Teams Player of the Year ... as a junior, he made eight of nine field goal attempts, with a long of 48 yards ... also handled kickoffs ... member of the varsity soccer team for two years and won the CIF Soccer Championship.

Personal


Parents: Lori Barr and Martín Mira ... has two brothers and one sister, with UCLA football standout, Anthony Barr (UCLA 2010-13, now with Minnesota Vikings), being one of his brothers ... lists Kobe Bryant and the NFL's Adam Vinatieri as the famous athletes he admires ... earned a spot on the Athletic Director's Honor Roll in Fall 2019, Winter 2020, Spring 2020, Winter 2021, Spring 2021 and Fall 2021 ... psychology major.

Career Highs

FG Made in Game: 3 vs. Arizona State, 2021
FG Attempts in Game: 4 vs. Arizona State, 2021
FG Long: 48 vs. Arizona State, 2021

Kicking Statistics

Year	Fg-Fga	1-19	20-29	30-39	40-49	50+	Lg	XP	Pts
2020	6-7	0-0	0-0	4-5	2-2	0-0	44	30-31	48
2021	14-21	0-0	5-5	3-4	6-9	0-2	48	52-54	94
Totals	20-28	0-0	5-5	7-9	8-11	0-2	48	82-85	142



STEPHAN BLAYLOCK

5-11 / 193 / Redshirt Senior
Defensive Back
Compton, Calif.
St. John Bosco HS

2021

Starter in all 12 games at safety ... has started the past 31 straight games ... credited with a season-high 11 tackles vs. Colorado ... had at least five tackles in five games including 8 stops in a win at Arizona.

2020

Starter in all 7 games at safety ... second on the team in tackles (42) ... picked off the first two passes of his career against USC and Stanford ... his two interceptions placed him tied for second in the Pac-12 ... equaled his career best with 11 stops at Colorado ... added 7 tackles in games against Arizona and Arizona State ... honorable mention All-Pac-12 selection by the league's coaches.

2019

Starter in all 12 games at safety ... topped the team with 86 tackles ... finished the season ranked 18th in the NCAA in solo tackles/game (5.4) ... led the team or tied for the team lead in tackles in five of the last six games of the season ... posted a season-high 11 tackles at USC ... totaled at least five tackles in 10 games ... ranked 10th in the Pac-12 in tackles per game (7.2).

2018

Saw action in all 12 games as a reserve safety and as a member of special teams units ... had a season-best five tackles in games at Oregon and at Cal ... had multiple tackles in four games.

High School

Listed as a four-star prospect by Rivals.com and as the No. 26 cornerback recruit in the nation and No. 38 overall recruit in the state of California ... 247 Sports' No. 33 prospect in the state of California and a four-star recruit ... no. 158 recruit in the nation according to 247 Sports ... ESPN.com four-star recruit and No. 24 safety prospect in the nation ... registered 40 tackles and two interceptions in his senior year ... as a junior, he was credited with 54 tackles, 6.0 TFL, two interceptions and one fumble caused ... returned one interception for a touchdown in both his senior and junior seasons.

Personal

Parents: Stephan Blaylock and DejaVu Perry ... has a brother and a sister ... famous athletes he admires are the NFL's Jamal Adams and Armani Watts ... hobbies include watching movies ... earned a spot on the Athletic Director's Honor Roll in Spring 2020, Winter 2021 and Spring 2021 ... philosophy major.

Career Highs

Tackles: 11, last vs. Colorado, 2021; at Colorado, 2000; at USC, 2019
Tackles for Loss: 1.0, last at USC, 2021
Sacks: none
Interceptions: 1, last vs. USC, 2020

Tackle Statistics

Year	TT	T-AT	Sacks	TFL	INT (TD)
2018	22	12-10	0.0-0	0.0-0	0 (0)
2019	86	65-21	0.0-0	1.5-1	0 (0)
2020	42	28-14	0.0-0	0.0-0	2 (0)
2021	53	33-20	0.0-0	3.0-6	0 (0)
Totals	203	138-65	0.0-0	1.5-1	2 (0)



**KAM
BROWN**

6-0 / 190 / Redshirt Junior
Wide Receiver
Colleyville, Texas
Texas A&M / Colleyville Heritage HS

UCLA

Enrolled at UCLA in January of 2021 and participated in 2021 spring training.

2021

Appeared in all 12 games with eight starts ... made a season-best five catches for 111 yards and a score against Fresno State ... had three catches each in games against Washington, Oregon and USC.

Texas A&M

Appeared in 9 games and made four starts in his Texas A&M career.

2020

Played in the first six games of the season, making four starts (Vanderbilt, Alabama, Mississippi State, South Carolina) ... Started in the season-opener against Vanderbilt, finishing the game with two catches for 26 yards, including his long catch of the year of 15 yards ... Had two receptions for 18 yards at Alabama ... Made one catch for 11 yards against Florida.

2019

Saw the field in three games (Lamar, UTSA and at LSU) ... Caught two passes for 19 yards against UTSA.

High School

Coached by Joe Willis at Colleyville Heritage High School ... Was rated as a four-star recruit by Rivals, ESPN and 24/7 Sports ... Played in the Pro Football Hall of Fame All American Bowl ... Made 30 catches for 533 yards with seven touchdowns in 2018 ... Finished with 147 receptions, 2,438 yards and 39 touchdowns through the air in high school.

Personal

Son of Larry and Cheryl Brown ... has two sisters ... famous athlete he most admires is Odell Beckham Jr. ... loves to sing ... wants to learn to play the piano ... his dad played in the NFL for the Dallas Cowboys and the Oakland Raiders (1991-97) ... dad was named MVP of the Super Bowl XXX and went to high school in Los Angeles before attending TCU ... history major at UCLA.

Career Highs

Receptions: 5 vs. Fresno State, 2021
Receiving Yards: 111 vs. Fresno State, 2021
TD Receptions: 1, last vs. Washington, 2021
Long Reception: 39 vs. Fresno State, 2021

Receiving Statistics

Year	No	Yds	Avg.	TD	LG
2019 (Tx A&M)	2	19	9.5	0	20
2020 (Tx A&M)	5	55	11.0	0	15
2021 (UCLA)	17	247	14.5	2	39
Totals	24	321	13.4	2	39



**CHOÉ
BRYANT-STROTHER**

6-3 / 240 / Redshirt Sophomore
Linebacker
Atlanta, Ga.
Greater Atlanta Christian School

UCLA

Enrolled at UCLA in January 2020 and took part in spring practice.

2021

Saw his only game action against Hawaii.

2020

Saw action in all 7 games at linebacker and on special teams ... credited with a season-best of 2 tackles each in games versus Colorado, Oregon and Arizona State ... posted a tackle for loss at Oregon.

High School


Three-star recruit according to 247Sports, ESPN and Rivals ... top-20 inside linebacker by 247Sports (No. 17) and ESPN (11) ... No. 50 prospect in state by 247Sports ... posted 101 tackles, 4.0 sacks and one interception for Spartans in 2019 ... selected to All-County First Team by Touchdown Club of Gwinnett in 2019 ... Spartans reached semifinal round of GHSA Class AAA playoffs in 2019 ... picked to "Super Six" by *Gwinnett Daily Post* in Aug. 2019 ... named preseason all-state by *Atlanta Journal Constitution* in Aug. 2019.

Career Highs

Tackles: 2, last at Arizona State, 2020
Tackles for Loss: 1.0 at Oregon, 2020
Sacks: none
Interceptions: none

Tackle Statistics

Year	TT	T-AT	Sacks	TFL	INT (TD)
2020	9	6-3	0.0-0	1.0-2	0 (0)
2021	0	0-0	0.0-0	0.0-0	0 (0)
Totals	9	6-3	0.0-0	1.0-2	0 (0)



**BO
CALVERT**

6-3 / 235 / Redshirt Senior
Linebacker
Oxnard, Calif.
Oaks Christian School

2021

Starter in all 12 games at outside linebacker ... team leader with 4.0 sacks ... second on the team with 7.5 tackles for loss ... had three or more tackles in seven games ... posted season-high six stops in games against Oregon and Arizona ... had five tackles each in games against Arizona State and at USC.

2020

Starter at inside linebacker in each of the six games he saw action ... totaled a season-best 8 tackles in win over Arizona ... had 6 stops against USC and 5 at Arizona State.

2019

Saw action in one game, a start against Cal ... had seven tackles vs. Cal ... sat out the first 11 games of the season due to an NCAA rules violation.

2018

Saw action in five games (Fresno State, Colorado, Washington, Cal and Arizona) as a reserve linebacker and as a member of special teams units ... credited with a season-best three tackles in games versus Fresno State and Arizona ... had multiple tackles in three games.

High School

A four-star prospect according to 247 Sports, ESPN.com and Rivals.com ... 247 Sports' No. 31 recruit in the state of California and the nation's No. 18 outside linebacker ... ESPN.com's No. 34 recruit in California and the nation's No. 31 defensive end ... Rivals.com's No. 34 California recruit and the No. 17 outside linebacker prospect in the country ... selected to play in the U.S. Army All-American Bowl ... credited with 37 tackles, 8.0 tackles for loss and four sacks as a senior ... as a junior, he registered 61 tackles and 11.5 sacks ... Four-year varsity captain ... credited with 386 career tackles ... also lettered in basketball.

Personal

Parents: David and Sirena Calvert ... has two younger brothers ... dad played football at Utah ... his biggest thrill is recording his first career sack against a rival team to help earn a league championship as a prep sophomore ... lists the NFL's Pat Tillman and UCLA's Jackie Robinson as the famous athletes he most admires ... hobbies include hanging out with his brothers, going to the beach and camping/hiking ... named to the Athletic Director's Honor Roll for Spring 2019, Spring 2020, Winter 2021, Spring 2021 and Fall 2021 ... political science major.

Career Highs

Tackles: 8 vs. Arizona, 2020
Tackles for Loss: 2.5 vs. Fresno State, 2021
Sacks: 1.0, last vs. Cal, 2021
Interceptions: none

Tackle Statistics

Year	TT	T-AT	Sacks	TFL	INT (TD)
2018	9	3-6	0.0-0	0.0-0	0 (0)
2019	7	5-2	0.0-0	1.0-3	0 (0)
2020	28	16-12	0.0-0	0.0-0	0 (0)
2021	38	18-20	4.0-28	7.5-36	0 (0)
Totals	82	42-40	4.0-28	8.5-39	0 (0)



**JOSH
CARLIN**

6-5 / 315 / Redshirt Junior
Offensive Line
Westlake Village, Calif.
Sierra Canyon HS

2021

Saw action in all 12 games as a reserve offensive lineman and on special teams ... named to the Pac-12 2021-22 Fall Academic Honor Roll.

2020

Saw his first game action ... Appeared in all 7 games, primarily on special teams ... named to the Pac-12 2020-21 Fall Academic Honor Roll.

2019


Enrolled at UCLA in June 2019 ... did not see game action in his first year in the program.

High School

Cal-Hi Sports First-Team All-State selection ... two-star prospect according to 247Sports ... Sierra Canyon HS claimed league and CIF-Southern Section titles in 2015, 2016 and 2018 ... the undefeated Trailblazers marched to CIF State championship in 2016; also reached championship game in 2018 ... two-time team captain ... three-time all-league selection and two-time All-CIF pick ... credited with 150 pancake blocks.

Personal

Parents: Lisa and Michael Carlin ... has an older brother ... lists his biggest athletic thrill to date as beating a higher division school in the game before state playoffs ... famous athletes he admires are Aaron Donald and Kobe Bryant ... enjoys taking part in outdoor activities with friends and playing video games ... plays the ukulele ... named to the 2020-21 Pac-12 Academic Honor Roll ... earned a spot on the Athletic Director's Honor Roll in Fall 2019, Winter 2020, Spring 2020 and Winter 2021 ... economics major.



ZACH CHARBONNET

6-1 / 220 / Senior
 Running Back
 Camarillo, Calif.
 Michigan / Oaks Christian School

UCLA

Enrolled at UCLA in Spring Quarter 2021 and participated in 2021 spring training.

2021

Appeared in all 12 games and started the last nine ... led Pac-12 rushers with seven 100-yard games (106-Hawaii, 117-LSU, 118-Stanford, 117-Arizona, 131-Washington, 167-USC, 106-Cal) ... rated No. 2 in the Pac-12 in rushing average (94.75) and No. 3 in the league in all-purpose yards per game (111.17) ... ranked No. 32 nationally in rushing yards (1,137) and No. 24 in rushing TDs (13) ... rated seventh in the Pac-12 in scoring (6.67 ppg) ... had multiple catches in six games with a high of six catches versus Cal ... presented the Henry R. Red Sanders Award for Most Valuable Player at the annual awards banquet ... named Pac-12 Newcomer of the Year by Associated Press ... second-team All-Pac-12 pick by the league's coaches ... named to first-team All-Pac-12 team as selected by PFF.

Michigan

Appeared in 18 games and made nine starts in his Michigan career after enrolling early in January of 2019.

2020

Appeared in five games ... started at Minnesota and carried the ball four times, highlighted by 70-yard touchdown ... started against Michigan State and had five rushes, adding two receptions ... Totaled 32 yards on four touches at Indiana, including one reception ... Added 21 yards rushing against Wisconsin ... Carried six times for 27 yards at Rutgers, with one reception ... named Academic All-Big Ten.

2019

Appeared in all 13 games, with seven starts, and finished with 726 rushing yards and 11 touchdowns ... he was All-Big Ten honoree (honorable mention, coaches; third team, media, 2019) ... became just the fourth Wolverine true freshman to start at tailback in a season opener (8 rushes for 90 yards against Middle Tennessee State) and first since 2008 ... holds the Michigan record for most rushing touchdowns by a freshman (11) ... named Big Ten Freshman of the Week (9/9/19) after his performance against Army (33 rushing attempts for 100 yards and three touchdowns) ... carried the ball 13 times for 45 yards with one touchdown against Iowa ... ran 18 times for 116 yards and a touchdowns at Illinois ... scored twice and totaled 81 yards on 15 carries at Penn State ... added two touchdowns on 74 yards rushing on 15 carries against Notre Dame ... scored two touchdowns at Maryland ... carried the ball 13 times for a team-best 84 yards against Alabama in the Vrbo Citrus Bowl ... ranked fourth in the Big Ten and 40th in the NCAA in rushing touchdowns (11); sixth in the league and 68th nationally in total touchdowns (11) ... named the team's Offensive Rookie of the Year ... named to Pro Football Focus College's All-Big Ten Team (honorable mention).

High School

Attended Oaks Christian School ... 247Sports four-star recruit, ranked No. 26 overall player in the country, the No. 3 running back, and the No. 4 player in California ... ESPN four-star prospect, ranked No. 105 overall and the No. 6 running back in the country and No. 14 player in California ... Rivals four-star recruit, rated No. 39 overall, the No. 5 player in California, and the No. 4 running back nationally ... invited to play in the 2019 Under Armour All-American Game ... named co-Most Valuable Player of the Marmonte League ... helped school to four straight league championships ... reached semifinals of the CIF-Southern Section Division 1 Playoffs ... finished his career with 577 carries for 4,741 yards and 62 total touchdowns ... as a senior, he rushed 215 times for 1,795 yards and 17 touchdowns; also added three interceptions on defense ... rushed 265 times for 2,049 yards and 23 touchdowns as a junior; added 27 catches for 169 yards and one touchdown ... carried the ball 82 times for 844 yards and scored 23 TDs as a sophomore; also caught eight passes for 88 yards ... gained 78 yards on 15 carries and scored two rushing touchdowns as a freshman.

Personal

Son of Seda Hall and stepfather, Ben Hall ... political science major at UCLA ... named to the UCLA Athletic Director's Honor Roll for Fall 2021 Quarter.

Career Highs

Carries: 33 vs. Army, 2019
 Rushing Yards: 167 at USC, 2021 (116 at Illinois, 2019- UM)
 TD Rush: 3, last vs. Colorado, 2021 (3 vs. Army, 2019-UM)
 Long Rush: 70 at Minnesota, 2020 - UM
 Pass Receptions: 5 at Stanford, 2021
 Receiving Yards: 57 at Stanford, 2021
 TD Reception: none
 Long Reception: 35 vs. LSU, 2021

Rushing Statistics

Year	TCB	Yds	YL	Net	Avg	TD	Lg
2019 (Mich.)	149	739	13	726	4.9	11	41
2020 (Mich.)	19	135	11	124	6.5	1	70
2021 (UCLA)	203	1,169	32	1,137	5.6	13	47
Totals	371	2,143	56	1,987	5.4	25	70

Receiving Statistics

Year	No	Yds	Avg.	TD	LG
2019 (Mich.)	8	30	3.8	0	8
2020 (Mich.)	6	41	6.8	0	14
2021 (UCLA)	24	197	8.2	0	35
Totals	38	268	7.1	0	35

GAME-BY-GAME

2021


Oppt.	TCB	YDS	YL	NET	AVG.	TD	LG	RECPT.	YDS	TD	LG
Hawai'i	8	106	0	106	17.7	3	47	1	14	0	14
LSU	11	120	3	117	10.6	1	43	1	35	0	35
Fresno State	6	19	0	19	3.2	2	6	0	0	0	0
at Stanford	24	118	0	118	4.1	1	16	5	57	0	16
Arizona State*	21	93	4	89	4.2	0	21	2	5	0	5
at Arizona*	21	119	2	117	5.6	0	37	0	0	0	0
at Washington*	21	131	0	131	6.2	0	23	2	10	0	6
Oregon*	15	40	5	35	2.3	0	7	3	21	0	11
at Utah*	11	67	2	65	5.9	1	30	2	2	0	1
Colorado*	17	68	1	67	3.9	3	9	1	6	0	6
at USC*	28	174	7	167	6.0	1	27	1	6	0	6
Cal*	22	114	8	106	4.8	1	20	6	41	0	27

2020

Oppt.	TCB	YDS	YL	NET	AVG.	TD	LG	RECPT.	YDS	TD	LG
at Minnesota*	4	76	6	70	17.5	1	70	0	0	0	0
Michigan State*	5	8	5	3	0.6	0	6	2	10	0	6
at Indiana	1	4	0	4	4.0	0	4	3	28	0	14
Wisconsin*	3	21	0	21	7.0	0	14	0	0	0	0
at Rutgers	6	26	0	26	4.3	0	8	1	3	0	3
Penn State	dnp										

2019

Oppt.	TCB	YDS	YL	NET	AVG.	TD	LG	RECPT.	YDS	TD	LG
Middle Tenn. State*	8	90	0	90	11.3	0	41	2	9	0	5
Army*	33	104	4	100	3.0	3	12	2	6	0	6
at Wisconsin*	2	6	0	6	3.0	0	6	1	-1	0	-1
Rutgers*	5	24	2	22	4.4	0	8	0	0	0	0
Iowa*	13	45	3	42	3.2	1	7	2	12	0	8
at Illinois*	18	117	1	116	6.4	1	18	0	0	0	0
at Penn State	15	81	0	81	5.4	2	14	1	4	0	4
Notre Dame	15	74	0	74	4.9	2	35	0	0	0	0
at Maryland	8	29	1	28	3.5	2	8	0	0	0	0
Michigan State	7	30	1	30	4.3	0	14	0	0	0	0
at Indiana	8	46	0	46	5.8	0	22	0	0	0	0
Ohio State	4	8	1	7	1.8	0	6	0	0	0	0
Alabama (Orlando)	13	85	1	84	6.5	0	12	0	0	0	0



KENNY CHURCHWELL III

6-2 / 190 / Redshirt Junior
Defensive Back
Casa Grande, Ariz.
Mountain Pointe HS

2021

Saw action in all 12 games, with one start at safety against Stanford ... made his first career interception against Fresno State ... has season-best four stops vs. Fresno and made three tackles against Colorado.

2020

Did not see game action during the season.

2019

Saw action in 11 games, with a start at safety against Colorado ... had season-high 4 tackles against Colorado ... had 2 tackles each in games at Utah, including a tackle for loss, and at USC.

2018

Did not see game action in his first year in program after injury in pre-season camp.

High School

Three-star recruit according to 247 Sports, Rivals.com and ESPN.com ... 247's No. 52 safety in nation and the No. 9 recruit in Arizona ... Rivals.com's No. 51 safety in the country ... ESPN.com's No. 48 safety prospect nationally and No. 13 recruit in Arizona ... as a senior, he was credited with 65 tackles, 14 pass defenses and one interception ... caught three TD passes on offense ... made five interceptions as a junior and registered 73 tackles.

Personal

Parents: Kenneth Churchwell II and Shatoya Howard ... has two brothers and a twin sister ... lists the NFL's Brian Dawkins as the famous athlete he most admires ... hobbies include playing games and hanging out with family and friends ... former NFL player Randall McDaniel is his cousin ... earned a spot on the Athletic Director's Honor Roll in Fall 2019, Spring 2020, Winter 2021 and Fall 2021 ... political science major.

Career Highs

Tackles: 4, last vs. Fresno State, 2021
Tackles for Loss: 1.0 at Utah, 2019
Interceptions: 1 vs. Fresno State, 2021

Tackle Statistics

Year	TT	T-AT	Sacks	TFL	INT (TD)
2019	9	7-2	0.0-0	1.0-2	0 (0)
2020	0	0-0	0.0-0	0.0-0	0 (0)
2021	13	7-6	0.0-0	0.0-0	1 (0)
Totals	22	14-8	0.0-0	1.0-2	0 (0)



MICHAEL CHURCH

6-6 / 240 / Redshirt Junior
Tight End
Burlingame, Calif.
Junipero Serra HS

2021

Did not see game action.

2020

Saw his first game action against California ... named to the Pac-12 2020-21 Fall Academic Honor Roll.

2019

Did not see game action in his first season in the program.

High School

Attended Junipero Serra HS and played varsity football for two years ... received Coaches Award as a sophomore ... one-time all-league member as a senior ... also was a member of the track and field team for two years (discuss and shot put).

Personal

Parents: Kenneth and Tine Churich ... has one sister ... hobbies include playing guitar, camping and golfing ... father and uncle played football for UC Berkeley ... mother was a tennis player for University of San Francisco and then a tennis professional ... lists Kobe Bryant as famous athlete he admires ... earned a spot on the Athletic Director's Honor Roll in Fall 2019, Winter 2020, Spring 2020 and Spring 2021 ... economics major.



DUKE CLEMENS

6-3 / 302 / Senior
Offensive Line
Kailua, Hawai'i
Punahou School

2021

Saw action in all 12 games and started at center in the last eight games of the season ... helped pave the way for the Bruins to average over 200 yards per game on the ground for the second straight season (215.1) and produce a 1,000-yard rusher in Zach Charbonnet (1,137) ... first time since 1987-86-85 seasons that UCLA has achieved consecutive 200-plus yard rushing seasons ... UCLA ranked 14th nationally in rushing offense ... Bruins led the Pac-12 in scoring (36.5).

2020

Appeared in 5 games ... Starter in the first three games at right guard ... UCLA produced a rushing average of 230.6 yards per game which ranked 12th nationally and was just the fourth time since 1990 that a Bruin team had achieved the 200 yards per game rushing yards milestone for a season ... the last time a Bruin team averaged more than the average per rush mark of 5.1 yards was in 1976 ... opponent sacks dropped by over one per contest from the previous season to 1.7 per game.

2019

Enrolled at UCLA in June of 2019 ... Saw action in nine games, starter in the final eight games of the season ... saw his first action against Washington State ... helped to block for Joshua Kelley who became the eighth running back in UCLA history to record back-to-back 1,000-yard rushing seasons ... the Bruins put together a streak of five straight 200-yard rushing games for the first time since 1978.

High School

Three-star prospect according to 247Sports, Rivals.com and ESPN.com ... 247's No. 14 offensive guard prospect in the nation and the No. 6 recruit in the state of Hawai'i ... ESPN.com's No. 42 offensive tackle recruit in the nation and the No. 6 overall player in the state of Hawai'i ... served as team captain ... invited to the 2018-19 Polynesian Bowl Hall of Fame and World Bowl Hall of Fame games ... also played high school basketball (*Honolulu Star Advertiser* State Fab 15 all-star squad) and baseball (pitcher on state championship squad) ... in addition, he was a member of the track team as a senior (shot put) ... earned all-state honors in both football and basketball and his teams won state titles in baseball and track.

Personal

Parents: Teo and Drae Clemens ... has one older sister (volleyball at University of La Verne) ... his biggest thrills are being part of the 2018 Nike Opening in Frisco, Texas and winning his first state title ... lists the NFL's JJ Watt as the famous athlete he most admires ... hobbies include paddling, body boarding, fishing, camping, sailing ... performed in the school variety show as a fire dancer ... named his high school's male athlete of the year as a sophomore, junior and senior ... HHSAA Hall of Honor Scholarship Inductee ... his uncle, John Kamana, played for the Rams and Falcons ... earned a spot on the Athletic Director's Honor Roll in Fall 2019, Winter 2020, Spring 2020, Spring 2021 and Fall 2021 ... geography and environmental studies major.



**ADAM
COHEN**

6-0 / 232 / Redshirt Junior
Linebacker
Plainview, N. Y.
Phillips Academy Andover

2021

Did not see game action ... presented the Nick "Pac" Pasquale Memorial Award for Defensive Scout Team Player of the Year at the annual awards banquet ... named to the Pac-12 2021-22 Fall Academic Honor Roll.

2020

Saw action in 2 games, primarily on special teams ... Played at Colorado and versus USC ... named to the Pac-12 2020-21 Fall Academic Honor Roll.

2019

Saw action in four games as a reserve linebacker and on special teams ... had a season-high two tackles at Cincinnati ... recorded one stop against Oklahoma.

High School

Lettered in football, wrestling and track ... in 2018 and 2017, he was an first-team All-New England selection ... as a senior, he was credited with 108 tackles and 10 sacks ... His junior season, he made a school-record 121 tackles ... in 2018, he was a National Prep Wrestling Tournament finalist at 220 pounds.

Personal

Parents: Mark and Tania Cohen ... has three brothers ... his brother, Matthew, played football at Lehigh and then as a graduate student at Louisville ... earned a spot on the Athletic Director's Honor Roll in Fall 2019, Winter 2020, Spring 2020, Winter 2021, Spring 2021 and Fall 2021 ... psychology major.

Career Highs

Tackles: 2 at Cincinnati, 2019
Tackles for Loss: none
Sacks: none
Interceptions: none

Tackle Statistics

Year	TT	T-AT	Sacks	TFL	INT (TD)
2019	3	0-3	0.0-0	0.0-0	0 (0)
2020	0	0-0	0.0-0	0.0-0	0 (0)
2021	0	0-0	0.0-0	0.0-0	0 (0)
Totals	3	0-3	0.0-0	0.0-0	0 (0)



**GARRETT
DIGIORGIO**

6-6 / 312 / Redshirt Freshman
Offensive Lineman
Oak Hills, Calif.
Serrano HS

2021

Saw game action in two games ... played in the opener against Hawaii and started at right tackle at Utah.

High School

Three-star recruit according to 247Sports, ESPN and Rivals ... No. 54 offensive tackle by 247Sports ... top-60 prospect in state of California by 247Sports (53) and Rivals (57) ... as a senior, he was selected first-team All-Mojave River League in football and second-team in basketball ... received Outstanding Achievement in Football accolades in 2020 from the Daily Press ... selected All-CIF Div. 7, All-Mojave River League in 2019 ... named to *Victorville Daily Press* all-area team in 2019 ... Diamondbacks posted 12-1 record and reached CIF-SS Div. 7 semifinal round in 2019 ... participated in the 2019 The Show at IMG Academy.

Personal

Son of Tony and Kathleen DiGiorgio ... has one sister ... Desmond Howard is the famous athlete he most admires ... hobbies and interests include bowling, working out and investing in the stock market ... loves to cook ... earned a spot on the Athletic Director's Honor Roll for Fall 2021.



**DEVANTI
DILLARD**

6-0 / 200 / Redshirt Sophomore
Wide Receiver
Fontana, Calif.
Etiwanda HS

2021

Saw action in two games, versus Hawaii and Colorado ... named to the Pac-12 2021-22 Fall Academic Honor Roll.

2020

Did not see game action in his first season in the program

High School

Posted 24 receptions for 427 yards and two touchdowns in 2019; also registered one kickoff-return touchdown ... tallied 16 catches for 298 yards and four touchdowns in 2018 ... selected to participate in 2020 Hawaii Tiki Bowl ... Eagles reached CIF-Southern Section Division 5 quarterfinal round in 2019.

Personal

Son of Rose and Douglas Dillard ... has one older sister ... hobbies include playing video games and hanging out with friends ... famous athletes he admires are Kobe Bryant, Julio Jones and Jerry Jeudy ... lists his greatest athletic thrill to date as his team coming back from a 28-point deficit for a high school playoff win ... interested in a career in computer science ... named to the Athletic Director's Honor Roll for Winter 2021 and Spring 2021.



**JAMES
DINNEEN**

6-2 / 225 / Redshirt Junior
Linebacker
Los Altos, Calif.
Saint Francis HS

2021

Did not see game action ... served as a member of the scout teams.

2020

Did not see game action ... served as a member of the scout teams.

2019

Did not see game action in his first season in the program.

High School

Attended Saint Francis HS and played two years of varsity football ... first team all-WCAL and NorCal honorable mention ... his senior season, he had 150 total receiving yards ... also was a member of the volleyball team and as an all-WCAL selection.

Personal

political science major ... earned a spot on the Athletic Director's Honor Roll in Fall 2019, Spring 2020, Winter 2021 and Fall 2021.



**MICHAEL
EZEIKE**

6-5 / 252 / Redshirt Senior
Tight End
Upland, Calif.
Colony HS

2021

Saw action in all 12 games with a start versus Utah ... had catches in games against Hawaii, Utah and USC (season-best 26 yards).

2020

Saw action in all 7 games as a reserve receiver and on special teams ... switched to tight end in spring 2021.

2019

Saw action in seven games as a reserve receiver and on special teams.

2018

Saw action in 10 games, with two starts at receiver against Cal and at Arizona State ... also saw action on special teams ... made a season-high four catches vs. Stanford ... caught touchdown passes at Oklahoma (first career catch) and at Colorado ... had multiple catches in three games.

High School

A four-star prospect according to 247 Sports, Rivals.com and ESPN.com ... 247's No. 262-ranked national recruit, the No. 9 tight end prospect in the nation and the No. 40 recruit in the state of California ... Rivals.com's No. 35-rated wide receiver recruit in the nation and the No. 188 recruit in the nation ... ESPN.com's No. 39 prospect in the state of California ... as a senior, he caught 50 passes for 960 yards and 15 touchdowns ... made 49 receptions for 764 yards and 10 touchdowns as a junior.

Personal

Parent: Stella Obiohu ... has an older brother and sister ... lists his biggest athletic thrill to date as scoring his first high school touchdown ... the famous athlete that he most admires is the NFL's Calvin Johnson ... hobbies include playing video games ... named to the Athletic Director's Honor Roll for Winter 2021 ... African American Studies major.

Career Highs

Pass Receptions: 4 vs. Stanford, 2018
Receiving Yards: 58 vs. Stanford, 2018
TD Reception: 1, last at Utah, 2021
Long Reception: 26 at USC, 2021

Receiving Statistics

Year	No	Yds	Avg.	TD	LG
2018	12	136	11.3	2	19
2019	0	0	0.0	0	0
2020	0	0	0.0	0	0
2021	3	45	15.0	0	26
Totals	15	181	12.1	2	19



**BRUNO
FINA**

6-4 / 290 / Redshirt Sophomore
Offensive Line
Tucson, Ariz.
Salpointe Catholic HS

2021

Saw action in two games (Hawaii, Colorado) as a reserve offensive lineman ... named to the Pac-12 2021-22 Fall Academic Honor Roll.

2020


Did not see game action in his first season in the program.

High School

Three-star recruit according to 247Sports, ESPN and Rivals ... top-70 offensive guard by 247Sports (65) and ESPN (62) ... top-30 prospect in state by 247Sports (No. 26), ESPN (21) and Rivals (24) ... Lancers reached the semifinal round of 2019 AIA Open Division playoffs.

Personal

Son of Melissa and John Fina ... dad was an NFL offensive lineman, who is in University of Arizona Athletic Hall of Fame and played 11 seasons in professional ranks after being first-round selection in 1992 draft ... has one brother and two sisters ... famous athletes he most admires are Tyron Smith, Larry Allen and Jonathan Ogden ... in his spare time he enjoys sketching, camping and cooking ... Named to the UCLA Athletic Director's Honor Roll for Fall 2021, Winter 2021 and Spring 2021.



**KOBEY
FITZGERALD**

6-0 / 215 / Redshirt Senior
Linebacker
Eastvale, Calif.
Riverside CC / Servite HS

2021

Did not see game action ... named to the Pac-12 2021-22 Fall Academic Honor Roll.

2020


Saw action in one game ... credited with a tackle for loss against Stanford.

JC/High School

Attended Riverside City College (2018-2020) ... in 2019 season, he registered a team-high 60 tackles to go with 6 tackles for loss and 2 forced fumbles ... named first-team California Community College Football Coaches Association (CCFCA) All-America ... first-team Region IV All-California team selection by the CCFCA ... Southern California Football Association (SCFA) Defensive Player of the Year ... named Defensive Player of the Game in the California Community College Athletic Association (CCCCA) State Championship Game ... team won the CCCCCA state title and the SCFA Championship ... Served as team captain ... In 2018, he recorded 29 tackles, 3 sacks and a forced fumble ... Attended Servite HS ... In 2017, he totaled 59 tackles and 4.5 sacks ... named first-team all-league.

Personal

Son of Rochelle and Walter Yatomi and April and Thomas Fitzgerald ... has three brothers and five sisters ... greatest sports thrill to date is winning the 2019 California Community College Athletic Association (CCCCA) State Championship ... named to the UCLA Athletic Director's Honor Roll for Winter 2021, Spring 2021 and Fall 2021 ... psychology major.



**JON
GAINES II**

6-4 / 300 / Senior
Offensive Line
Wauwatosa, Wisc.
Marquette University HS

2021

Starter in all 12 games along the offensive line ... started the first two games of the season at center ... started at tackle against Utah and at guard in the remaining games ... helped pave the way for the Bruins to average over 200 yards per game on the ground for the second straight season (215.1) and produce a 1,000-yard rusher in Zach Charbonnet (1,137) ... first time since 1987-86-85 seasons that UCLA has achieved consecutive 200-plus yard rushing seasons ... UCLA ranked 14th nationally in rushing offense ... Bruins led the Pac-12 in scoring (36.5).

2020

Saw action in all 7 games with starts at right guard against Arizona, Arizona State, USC and Stanford ... UCLA produced a rushing average of 230.6 yards per game which ranked 12th nationally and second in the Pac-12 ... it was just the fourth time since 1990 that a Bruin team had achieved the 200 yards per game rushing milestone for a season ... the last time a Bruin team averaged more than the average per rush mark of 5.1 yards was in 1976 ... opponent sacks dropped by over one per contest from the previous season to 1.7 per game.

2019

Saw action in 12 games, with one start at guard against Cincinnati ... helped to block for Joshua Kelley who became the eighth running back in UCLA history to record back-to-back 1,000-yard rushing seasons ... the Bruins put together a streak of five straight 200-yard rushing games for the first time since 1978.

2018

Saw action in one game ... played at offensive guard in the final game of the season against Stanford.

High School

Three-star recruit according to 247 Sports and the No. 128 offensive tackle prospect in the nation ... no. 10 recruit in the state of Wisconsin ... two-star prospect according to Rivals.com ... named to the Wisconsin Football Coaches Association All-State team for 2017 (honorable mention) ... honorable mention all-state selection ... team captain ... Chosen to the All-Greater Milwaukee Metro team in 2016 ... lettered two years in football (tackle) and three years in track and field (throwing events).

Personal

Parents: Jon and Andrea Gaines ... has one older brother and one older sister ... his biggest thrill was helping his high school running back set a school record ... lists LeBron James, Russell Westbrook, Peyton Manning and Colin Kaepernick as the famous athletes he most admires ... hobbies include cooking and video games ... would like to one day become an NFL team owner ... earned a spot on the Athletic Director's Honor Roll for Winter 2019, Fall 2019, Winter 2020, Spring 2020, Winter 2021 and Spring 2021 ... earned his undergraduate degree in political science and is enrolled in the Transformative Coaching and Leadership graduate program in the School of Education.



ETHAN GARBERS

6-3 / 210 / Redshirt Sophomore
Quarterback
Newport Beach, Calif.
Washington / Corona del Mar HS

UCLA

Enrolled at UCLA in January of 2021 after transferring from the University of Washington ... participated in 2021 spring ball.

2021

Appeared in all 12 games as the holder on all placekicks and as a quarterback in six games ... started at quarterback at Utah and completed 27 of 44 passing attempts for 265 yards and two scores ... he also ran for 36 yards at Utah ... completed each of his two passing attempts off the bench against Hawaii (18 yards) ... connected on two of five passing attempts off the bench versus Oregon (22 yards) ... ran for two yards in games against both Stanford and Cal.

Washington

2020

Did not see game action in his first season in program ... Enrolled at UW for start of spring, 2020, academic quarter ... won Bob Jarvis Offensive Scout Squad MVP at team's awards banquet.

High School

Rated No. 5 pro-style QB and No. 93 overall prospect in country; No. 12 player in California by Rivals.com ... ranked No. 11 "pro-style" quarterback in country and No. 54 recruit in California by 247Sports ... ESPN listed him as No. 191 overall prospect and No. 12 "pocket passer" in country, and No. 14 recruit in California ... named to *Tacoma News-Tribune's* "Western 100" ... Led Corona del Mar Sea Kings to Division 1A CIF State Championship and perfect 16-0 record, while also capturing Division 3 CIF Southern title ... beat Serra, 35-27, in Division 1-A title game to cap season ... rushed for 142 yards on 15 carries with one TD, while also going 28-for-41 for 255 yards and four scores through the air in title game ... named Co-Offensive Player of the Year for CIF Southern Section Div. 3 ... also named to *Orange County Register's* Feb 15, as one of top 15 prospects in west ... first-team all-state from CalHiSports.com ... for the season, passed for 5,034 yards (341-of-490) for 71 touchdowns and five interceptions, along with 12 rushing TDs touchdowns ... 71 passing TDs were third-most in state history, behind only former Husky Jake Browning (who had 75 and 91 in two different seasons) ... earned a spot on the MaxPreps.com All-America second team as a senior ... two-year starter at quarterback for Sea Kings, totaling 9,461 yards and 128 touchdowns ... named to All-CIF-SS Division 4 first team as a junior in 2018 ... also 2018 Sunset League Offensive Player of the Year ... 284-of-424 with 4,135 yards and 55 TDs as a junior ... played for coach Dan O'Shea ... older brother, Chase, played quarterback at Cal.

Personal

Son of Grant and Angelique Garbers ... has one brother, Chase, who played quarterback at Cal (2017-21) and went to 2022 training camp with the Raiders, and one sister, Lexi ... lists throwing his first TD pass at Utah in 2021 as his biggest sports thrill to date ... Tom Brady is the athlete he most admires ... hobbies include playing golf, going to the beach and hanging out with friends.

Career Highs

Rushing Attempts: 14 at Utah, 2021
Rushing Yards: 36 at Utah, 2021
Long Rush: 9 at Utah, 2021
Pass Completions: 27 at Utah, 2021
Passing Attempts: 44 at Utah, 2021
Passing Yards: 265 at Utah, 2021
TD Passes: 2 at Utah, 2021
Long Pass: 41 at Utah, 2021
Interceptions: 1, last at Utah, 2021

Passing Statistics

Year	Att	Comp	Int	Pct.	Yds	Td	Lg
2021 (UCLA)	51	31	2	.608	305	2	41

Rushing Statistics

Year	TCB	Yds	YL	Net	Avg	TD	Lg
2021 (UCLA)	18	57	26	31	1.7	0	9

GAME-BY-GAME

2021

Opp.	Att	Comp	Int	Pct.	Yds	Td	Lg	Rushes	Yds	Td	Lg
Hawai'i	2	2	0	1.000	18	0	13	2	-9	0	1
LSU	did not play QB										
Fresno State	did not play QB										
at Stanford	0	0	0	.000	0	0	0	1	2	0	2
Arizona State	did not play QB										
at Arizona	did not play QB										
at Washington	did not play QB										
Oregon	5	2	1	.400	22	0	12	0	0	0	0
at Utah*	44	27	1	.614	265	2	41	14	36	0	9
Colorado	did not play QB										
at USC	0	0	0	.000	0	0	0	0	0	0	0
Cal	0	0	0	.000	0	0	0	1	2	0	2



BEAU GARDNER

6-4 / 250 / Redshirt Sophomore
Long Snapper
San Francisco, Calif.
St. Ignatius College Preparatory

2021

Did not see game action ... named to the Pac-12 2021-22 Fall Academic Honor Roll ... earned a spot on the Athletic Director's Honor Roll for Spring 2021 and Fall 2021.

2020

Did not see game action in his first year in the program.

High School

Three-star prospect according to 247Sports ... also played offensive line and defensive line for Wildcats ... named to West Catholic Athletic League First Team in 2019 ... selected to All-Bay Area Preps HQ Third Team by Mercury News in 2020 ... also played lacrosse at St. Ignatius.



CHASE GRIFFIN

5-10 / 190 / Senior
Quarterback
Round Rock, Texas
Hutto HS

2021

Did not see game action ... served as the scout team quarterback for most of the season ... named the NIL Male Athlete of the Year at the first-ever NIL Summit.

2020

Saw action in 4 games, with starts at Oregon and against Arizona ... came off the bench to throw for 4 touchdowns against Stanford while completing 9 of 11 passes on the game ... threw for a season-high 195 yards at Oregon ... guided the Bruins to a win over Arizona in a starting role ... saw his first career action during the final series of the win against California ... named to the Pac-12 2020-21 Fall Academic Honor Roll ... Chancellor's Leadership Award winner ... Academic & Student Services Success Award winner ... named an Arthur Ashe Jr. Sports Scholar ... earned the Athletic Director's Academic Excellence Award.

2019

Enrolled at UCLA in January 2019 and took part in spring practice ... did not see game action in his first season with the program.

High School

Listed as a three-star recruit according to 247Sports, Rivals.com and ESPN.com ... Gatorade Texas state Player of the Year ... Central Texas Player of the Year ... District Offensive MVP ... as a senior, he threw for 4,051 yards and 51 touchdowns and five interceptions ... also ran for 415 yards and eight touchdowns ... in his junior year, he completed 270 of 405 passes for 4,102 yards and 40 touchdowns ... threw for over 10,000 yards in his high school career ... team captain for three seasons ... played for coaches Steve Van Meter and Brad LaPlante.

Personal

Son of Christine and William Griffin ... has a younger brother and sister ... born in UCLA Santa Monica Hospital ... lists boxing's Muhammad Ali and the NFL's Tom Brady, Drew Brees and Russell Wilson as the famous athletes he most admires ... hobbies include listening to music, going to the beach and playing video games ... one of his career objectives is to work on Wall Street ... named to the Athletic Director's Honor Roll in Spring 2019, Fall 2019, Winter 2020, Spring 2020, Winter 2021, Spring 2021 and Fall 2021 ... earned his undergrad degree in public affairs and is enrolled in the Transformative Coaching and Leadership graduate program ... named 2022 NIL Male Athlete of the Year.

Career Highs

Rushing Attempts: 7 at Oregon, 2020
Rushing Yards: 18 at Oregon, 2020
Rushing TDs: none
Long Rush: 18
Pass Completions: 19 at Oregon, 2020
Passing Attempts: 31 at Oregon, 2020
Passing Yards: 195 at Oregon, 2020
TD Passes: 4 vs. Stanford, 2020
Long Pass: 32
Interceptions: 2 at Oregon, 2020

Passing Statistics

Year	Att	Comp	Int	Pct.	Yds	Td	Lg
2020	62	40	2	64.5	451	6	32
2021	0	0	0	0.0	0	0	0

Rushing Statistics

Year	TCB	Yds	YL	Net	Avg	TD	Lg
2020	18	63	23	40	2.2	0	18
2021	0	0	0	0	0.0	0	0

2020 Game-By-Game Stats

Oppt.	Att	Comp	Int	Pct.	Yds	Td	Lg	Rushes	Yds	Td	Lg
at Colorado	DNP										
California	0	0	0	.000	0	0	0	1	1	0	1
at Oregon*	31	19	2	.613	195	1	32	7	18	0	11
Arizona*	20	12	0	.600	129	1	23	5	14	0	6
at Arizona State	DNP										
USC	DNP										
Stanford	11	9	0	.818	127	4	23	5	7	0	18
Totals	62	40	2	.645	451	6	32	18	40	0	18

Note -- * indicates games started



CHRISTIAN GRUBB

5-9 / 170 / Redshirt Junior
Running Back
Tarzana, Calif.
Notre Dame HS

2021

Did not see game action.

2020

Did not see game action and served on the scout teams ... member of the 2021 UCLA men's track and field team.

2019

Enrolled at UCLA in June of 2019 ... did not see game action in his first year in the program.

High School

Three-star prospect according to 247Sports ... as a senior, he ran 171 times for 1,306 yards and 18 touchdowns ... also caught 11 passes for 295 yards and 5 touchdowns ... Returned 13 kickoffs for 403 yards (31.0 avg) and a couple of touchdowns ... in his junior season, he ran 69 times for 644 yards and seven touchdowns ... also a talented track performer who won the CIF Div. 3 100 meters (10.40), 200 meters (20.93) and triple jump events ... finished second in the 100m (10.53) and third in the 200m (21.11) at the 2019 CIF State Track and Field Meet ... ran first in the Arcadia Invitational 100 meter event (10.40) and third in the 200 meters (20.07).

Personal

Son of Victoria O'seni and Carl Grubb ... has three brothers and two sisters ... lists his biggest athletic thrill to date as scoring six touchdowns in a high school game to match the school record ... famous athletes he most admires are NFL all-time great Jim Brown and track superstar Usain Bolt ... loves dogs ... earned a spot on the Athletic Director's Honor Roll in Fall 2019 and Winter 2020 ... psychology major.



HUDSON
HABERMEHL

6-6 / 252 / Redshirt Junior
Tight End
Roseville, Calif.
Woodcreek HS

2021

Saw action in two games (Hawaii, USC) ... presented the Jackie R. Robinson Academic Excellence Award for highest team GPA at the annual awards banquet ... named to the Pac-12 2021-22 Fall Academic Honor Roll.

2020

Saw action in 2 games - USC and Stanford ... lined up as a tight end ... named to the Pac-12 2020-21 Fall Academic Honor Roll.

2019

Did not see game action in his first season in the program.

High School

Attended Woodcreek HS and played varsity football for one year ... made 26 receptions for 334 yards and six touchdowns ... first-team all-league selection ... also was a member of the lacrosse, volleyball and basketball teams ... won the Coaches Award for Lacrosse Defensive Player of the Year.

Personal

Son of Shawn and Steve Habermehl ... has two sisters ... dad played football for Cal Poly SLO, uncle played football for USC, sister ran track for Chico State University and grandpa played in Canadian Pro League as well as helped coach the Ravens to a win the Super Bowl in 2001 ... hobbies include playing guitar and ukulele and juggling ... earned a spot on the Athletic Director's Honor Roll in Fall 2019, Winter 2020, Spring 2020, Winter 2021, Spring 2021 and Fall 2021 ... geography and environmental studies major.



HAYDEN
HARRIS

6-5 / 251 / Redshirt Junior
Defensive Line
Mill Creek, Wash.
Eastside Catholic School

2021

Did not see game action and worked on the scout teams in practice.

2020

Did not see game action and worked on the scout teams in practice.

2019

Enrolled at UCLA in June 2019 ... did not see game action in his first year in the program.

High School

Two-star recruit according to 247Sports ... played both ways in high school and was credited with 83 career tackles and 15 touchdown passes ... recorded 13 sacks as a senior and had three pass receptions for touchdowns ... his team won WIAA 3A State Championship as a senior and as a freshman ... named All-Metro league his senior season as a receiver and linebacker ... was All-Metro league as a quarterback his junior year ... also lettered in track and field where he was league champ in the discus as a senior.

Personal

Parents: Tonia and Mychal Harris ... has two brothers and a sister ... lists his biggest thrill in sports as winning the state championship his senior season ... famous athlete he most admires is the NFL's Russell Wilson ... in his spare time, he likes to work out, play basketball and hang out with friends ... his grandfather, David Mills, was an NBA draft pick after playing for Seattle U. ... earned a spot on the Athletic Director's Honor Roll in Fall 2019, Spring 2020 and Winter 2021 ... economics major.



SITIVENI
HAVILI-KAUFUSI

6-3 / 282 / Redshirt Junior
Defensive Line
Waimanalo, Hawai'i
Punahou School

2021

Did not see game action.

2020

Did not see game action.

2019

Enrolled at UCLA in June of 2019 ... did not see game action in his first year in the program.

High School

Three-star prospect according to 247Sports and two-star recruit according to Rivals.com ... 247Sports' No. 15 recruit in the state of Hawai'i ... played running back and linebacker in high school ... as a senior, he rushed 70 times for 270 yards and three touchdowns ... also caught five passes for 52 yards and a touchdown ... honorable mention all-league as a senior and sophomore ... served as a team captain his senior season ... also lettered in track and field (sprints, relays and discus) for the state championship team.

Personal

Son of Finau and Pakieli Kaufusi ... has two brothers and two sisters ... famous athletes he admires are the NFL's Saquon Barkley, Aaron Donald, Tom Brady and Christian McCaffrey ... biggest thrill in sports to date was scoring the winning touchdown against Junipero Serra HS in the 2017 Honor Bowl ... enjoys spending time with family, exploring, dancing and singing ... plays the trombone and ukulele ... danced and performed in the school's senior class variety show ... fire/knife danced in the school's Homecoming celebration as a senior ... played a lot of youth soccer ... earned a spot on the Athletic Director's Honor Roll for Spring 2021, Spring 2020 and Fall 2019 ... economics and communication studies major.



JOHN HUMPHREY

6-2 / 192 / Junior
 Defensive Back
 Pasadena, Calif.
 John Muir HS

UCLA

Enrolled at UCLA in January 2020 and participated in spring practice.

2021

Saw action in eight games (Hawaii, Stanford, ASU, Arizona, Washington, Colorado, USC, Cal) as a reserve in the secondary and on special teams ... had a season-high of two tackles in games vs. USC and Cal.

2020

Saw action in 6 games as a reserve in the secondary and on special teams ... credited with one tackle against Arizona State.

High School

Four-star prospect according to 247Sports and ESPN ... three-star recruit according to Rivals ... ranked No. 281 overall by 247Sports ... No. 21 cornerback by 247Sports ... No. 36 athlete by ESPN ... No. 26 prospect in state by 247Sports ... posted 35 tackles and six interceptions in 2019; also tallied 23 receptions for 563 yards and 12 touchdowns and served as primary kick returner ... invited to play in 2020 Polynesian Bowl ... selected to attend The Opening Finals in 2019 ... Mustangs reached CIF-Southern Section Division 11 title game in 2019.

Personal

Son of Lionel Humphrey Jr. and Bridget Goudeau ... has two brothers ... famous athlete he most admires is the NFL's Jalen Ramsey.

Career Highs

Tackles: 2, last vs. Cal, 2021


Tackles for Loss: none

Sacks: none

Interceptions: none

Tackle Statistics

Year	TT	T-AT	Sacks	TFL	INT (TD)
2020	1	1-0	0.0-0	0.0-0	0 (0)
2021	5	5-0	0.0-0	0.0-0	0 (0)
Totals	6	6-0	0.0-0	0.0-0	0 (0)



ALEX JOHNSON

6-0 / 185 / Redshirt Junior
 Defensive Back
 Carson, Calif.
 Loyola HS

2021

Appeared in 10 games as a reserve in the secondary and on special teams ... had a season-high three tackles against Arizona State.

2020

Saw action in 6 games as a reserve in the secondary and on special teams ... credited with 2 tackles at Oregon ... also made stops at Colorado and against Stanford.

2019

Saw action in 12 games as a reserve in the secondary and on special teams.

2018

Saw action in one game (at Oregon) in his first year in the program.

High School

As a senior, he made 23 tackles and three interceptions ... also had 14 receptions for 216 yards and a touchdown ... as a junior, he was credited with 26 tackles and made 11 receptions for 139 yards and two touchdowns ... also lettered in track (100m, 200m, relays).

Personal

Parents: Crystal Leftridge and Michael Clemons ... has two brothers ... lists his biggest athletic thrill to date as winning a championship with his travel basketball team ... the famous athlete he most admires is the NFL's Jalen Ramsey ... hobbies include playing video games ... named to the Athletic Director's Honor Roll in Winter 2019, Winter 2020, Spring 2020, Winter 2021, Spring 2021 and Fall 2021 ... political science major.

Career Highs

Tackles: 3 vs. Arizona State, 2021

Tackles for Loss: none

Sacks: none

Tackle Statistics

Year	TT	T-AT	Sacks	TFL	INT (TD)
2018	0	0-0	0.0-0	0.0-0	0 (0)
2019	0	0-0	0.0-0	0.0-0	0 (0)
2020	4	2-2	0.0-0	0.0-0	0 (0)
2021	5	4-1	0.0-0	0.0-0	0 (0)
Totals	9	6-3	0.0-0	0.0-0	0 (0)



CARL JONES, JR.

6-2 / 228 / Senior
Linebacker
Bakersfield, Calif.
Bakersfield HS

2021

Saw action in all 12 games as a reserve linebacker and on special teams ... made multiple tackles in six games ... had a season-high of five tackles at Stanford ... credited with four stops against Hawaii ... forced a fumble versus Fresno State.

2020

Saw action in all 7 games, with a start vs. Stanford ... 10th on the team with 21 tackles ... had multiple tackles in 6 contests ... fourth on the team in tackles for loss with 5.0 and sacks with 2.5 ... posted a season-high 6 stops at Oregon ... credited with 4 tackles in games versus Colorado and Arizona ... registered at least 0.5 tackles for loss in 5 games with a best of 1.5 at Oregon.

2019

Enrolled at UCLA in June of 2019 ... saw action in all 12 games, with two starts (Washington State, Colorado) ... had multiple tackles in six games ... credited with a season-high five tackles at USC, including 0.5 tackles for loss ... posted four tackles against Oklahoma, including 0.5 for loss ... had a tackle for loss in his first game at Cincinnati ... recorded his first sack at Stanford ... moved from safety to linebacker in 2019 fall camp.

High School

Three-star recruit according to 247Sports and Rivals.com ... no. 89 recruit in the state of California according to Rivals.com ... as a senior, he ran for 296 yards and six touchdowns ... caught 24 passes for 589 yards and seven touchdowns ... also credited with 66 tackles, three for loss, on defense with one interception ... played quarterback as a junior and threw for 844 yards and seven touchdowns while rushing for 556 yards and six scores ... also returned kicks ... earned multiple letters in basketball and track and field.

Personal

Son of Taron Holliday ... has two brothers and a sister ... lists the NFL's Aqib Talib as the famous athlete he most admires ... he is the first male in his family to attend college ... earned a spot on the Athletic Director's Honor Roll in Spring 2020 ... African American Studies major.

Career Highs

Tackles: 6 at Oregon, 2020
Tackles for Loss: 1.5 at Oregon, 2020
Sacks: 1.5 at Oregon, 2020

Tackle Statistics

Year	TT	T-AT	Sacks	TFL	INT (TD)
2019	24	13-11	1.0-7	3.0-11	0 (0)
2020	21	12-9	2.5-6	5.0-20	0 (0)
2021	23	13-10	0.5-3	3.5-40	0 (0)
Totals	68	38-30	4.0-16	11.5-71	0 (0)



KEEGAN JONES

5-9 / 175 / Redshirt Junior
Running Back
Cleveland, Tenn.
Cleveland HS

2021

Appeared in nine games as a reserve running back and on special teams ... ran for 26 yards against Hawaii and 21 vs. Colorado ... caught passes against Arizona and Oregon.

2020

Saw action in 5 games as a reserve running back and on special teams ... ran for a season-best 29 yards and a touchdown against Stanford ... had multiple carries in 4 games ... caught a pass in 3 games, including a 26-yard touchdown at Colorado ... returned 2 kickoffs for a 13.0-yard average.

2019

Enrolled at UCLA in April 2019 and took part in spring practice ... saw action in four games as a reserve running back and on special teams ... returned two kickoffs for a 14.0-yard average.

High School

Listed as a three-star recruit according to 247Sports ... two-star recruit according to Rivals.com ... as a senior in 2017, he had 299 carries for 2,390 yards and 30 total touchdowns ... caught 38 passes for 450 yards ... also returned kicks and scored three touchdowns on kickoff returns (37.7 yards per return average) ... ran track and was the Tennessee state champ in the 200m with a time of 21.10 ... had a best of 23-11 1/4 in the long jump.

Personal

Son of Kim Prigmore and Alonza Jones ... has three older brothers and an older sister ... his brother played football at Midwestern State ... lists the NFL's Odell Beckham Jr., Saquon Barkley and Alvin Kamara as the famous athletes he most admires ... hobbies include playing video games ... African American Studies major.

Career Highs

Carries: 5 vs. USC, 2020
Rushing Yards: 29 vs. Stanford, 2020
TD Rush: 1 vs. Stanford, 2020
Long Rush: 16 vs. Stanford, 2020
Pass Receptions: 1, last vs. Stanford, 2020
Receiving Yards: 26 at Colorado, 2020
TD Reception: 1 at Colorado, 2020
Long Reception: 26 at Colorado, 2020

Rushing Statistics

Year	TCB	Yds	YL	Net	Avg	TD	Lg
2019	0	0	0	0	0.0	0	0
2020	15	75	2	73	4.9	1	16
2021	26	72	6	66	2.5	0	13
Totals	41	147	8	139	3.4	1	16

Receiving Statistics

Year	No	Yds	Avg.	TD	LG
2019	0	0	0.0	0	0
2020	3	31	10.3	1	26
2021	2	28	14.0	0	19
Totals	5	59	11.8	1	26

Kickoff Returns

Year	No	Yds	Avg.	TD	LG
2019	2	28	14.0	0	15
2020	2	26	13.0	0	14
2021	0	0	0.0	0	0
Totals	4	54	13.5	0	15



DJ
JUSTICE

6-0 / 190 / Redshirt Freshman
Defensive Back
San Diego, Calif.
Bishop Alemany HS

UCLA

Enrolled at UCLA in March of 2021 and participated in 2021 spring practice ... earned a spot on the Athletic Director's Honor Roll for Spring 2021.

2021

Did not see game action in his first season in the program.

High School

Three-star recruit according to 247Sports, ESPN and Rivals ... No. 87 wide receiver by Rivals ... No. 118 prospect in West region by ESPN ... No. 46 prospect in state of California by Rivals ... registered 43 receptions for 707 yards and eight touchdowns in 2019 ... Warriors advanced to CIF-Southern Section Division 3 semifinal round in 2019 ... son of three-time MLB All-Star David Justice, who helped Atlanta Braves (1995) and New York Yankees (2000) to World Series championships ... also attended Cathedral Catholic HS in San Diego.



ALE
KAHO

6-2 / 235 / Redshirt Senior
Linebacker
Reno, Nev.
Alabama / Reno HS

UCLA

Enrolled at UCLA in March of 2021 and participated in 2021 spring practices ... earned a spot on the Athletic Director's Honor Roll ... geography major.

2021

Appeared in 11 games with two starts (Arizona, Utah) ... blocked a punt which was recovered for a TD against Hawaii ... posted a season-best seven tackles against Utah ... had six stops versus Oregon.

Alabama

2020

Saw action on special teams and rotated in at linebacker at times while appearing in 12 games ... named one of the coaching staff's special teams players of the week for his efforts against Kentucky and at LSU on kick coverage ... deflected a Mississippi State punt ... played on both kick coverage units in the SEC Championship Game against Florida ... also saw action against Notre Dame in the Rose Bowl (played in Texas) and in the Ohio State National Championship Game.

2019

Standout on special teams who also saw time at middle linebacker and in the H-back spot for goal line situations ... saw action in 13 games ... recorded three blocked punts, one of which he recovered for a touchdown ... his three blocked punts are the second most in Alabama single-season records ... added 20 tackles with one for loss (-3 yards) ... named one of the special teams players of the week by the Alabama coaches for his play against South Carolina, Ole Miss, Texas A&M and Tennessee ... finished with three tackles versus New Mexico State ... had four tackles, including one for loss (-3) against South Carolina ... had a tackle on kickoff coverage against Southern Mississippi ...

blocked a punt by Ole Miss and recovered it in the end zone for a touchdown ... added four total tackles versus the Rebels ... blocked a Texas A&M punt which was recovered by a teammate for a touchdown ... recorded a pair of tackles from his middle linebacker spot against Arkansas ... saw playing time against LSU as a blocker on offense for goal line situations ... had one tackle against Mississippi State ... finished with three tackles against Western Carolina ... blocker on goal line situations against Auburn in addition to his duties on special teams and at linebacker ... blocked a Michigan punt.

2018

Late signee who arrived with fall camp already started ... saw action in 15 games ... played a key role on special teams while seeing some time on defense ... totaled 11 tackles on the season, seven of which came on kickoff coverage to lead all special teams players ... also added one fumble recovery ... named one of the special teams players of the week by the Alabama coaches for his play at LSU and against Mississippi State ... had three stops versus Louisville ... made one tackle on kickoff coverage against Arkansas State ... recorded one tackle on kickoff coverage versus Missouri, Tennessee, The Citadel and LSU ... recovered a fumble on punt coverage against Mississippi State ... credited with tackles on punt coverage against Auburn, Georgia and Oklahoma ... saw time on played special teams against Clemson.

High School

Rated one of the top inside linebacker prospects in the 2018 recruiting cycle ... rated the No. 32 overall prospect in the nation and No. 2 inside linebacker in the country by 247sports ... No. 76 player and No. 5 linebacker, according to rivals.com ... named the High Desert League Player of the Year and also made first-team all-league at running back, defensive end and punter ... named to USA Today's All-Northern Nevada first team ... helped lead Reno to a 12-2 overall record and the semifinals of the NIAA 4A state playoffs in 2017 ... the first Northern Nevada player invited to play in the U.S. Army All-American Bowl ... also invited to play in the Under Armour All-American Game and the Polynesian Bowl ... one of five finalists for national Polynesian Player of the Year ... as a junior, helped lead the Huskies to a 10-2 record and the semifinals of the NIAA Class 4A Northern championships ... as a sophomore, helped lead Reno to a 9-3 mark and the Northern Nevada semifinals ... member of the Reno High School track & field team ... earned all-region honors in the shot put as a junior ... played for Dan Avansino at Reno High School.

Career Highs

Tackles: 7 at Utah, 2021
Tackles for Loss: 1.0, last at USC, 2021
Sacks: 1.0, last at USC, 2021
Interceptions: none

Tackle Statistics

Year	TT	T-AT	Sacks	TFL	INT (TD)
2018 (Alabama)	11	6-5	0.0-0	0.0-0	0 (0)
2019 (Alabama)	20	14-6	0.0-0	1.0-3	0 (0)
2020 (Alabama)	2	2-0	0.0-0	0.0-0	0 (0)
2021 (UCLA)	32	18-14	3.0-23	5.5-29	0 (0)
Totals	65	40-25	3.0-23	6.5-32	0 (0)



**DEVIN
KIRKWOOD**

6-3 / 194 / Sophomore
Defensive Back
Inglewood, Calif.
Junipero Serra HS

UCLA

Enrolled at UCLA in April 2021 and participated in 2021 spring practices ... earned a spot on the Athletic Director's Honor Roll for Spring 2021.

2021

Appeared in all 12 games as a reserve cornerback and on special teams ... had a big interception in the closing minutes to help preserve the win at Washington ... credited with multiple tackles in seven games ... posted a season-high of four tackles in games against Fresno State and Oregon ... forced a fumble against Fresno State.

High School

Four-star recruit according to 247Sports, ESPN and Rivals ... ranked No. 176 overall by Rivals ... No. 16 cornerback by Rivals ... No. 18 athlete by 247Sports ... No. 55 prospect in West region by ESPN ... No. 16 prospect in state of California by Rivals ... chosen to compete in 2021 Under Armour All-America Game ... registered 34 tackles and one interception in 2019 ... also competed in sprint and relay events for Serra track and field team.

Personal

Son of Damon Lanier and Kimberley Kirkwood... lists his favorite athlete as the NFL's Jaycee Horn ... hobbies include watching anime and chilling with family and friends.

Career Highs

Tackles: 4, last vs. Oregon, 2021
Tackles for Loss: 0.5 vs. Hawaii, 2021
Interceptions: 1 at Washington, 2021

Tackle Statistics

Year	TT	T-AT	Sacks	TFL	INT (TD)
2021	23	15-8	0.0-0	0.5-1	1 (0)



**BRIAN
KOWALL**

5-11 / 210 / Redshirt Sophomore
Running Back
Templeton, Calif.
Mission College Preparatory Catholic HS

2021

Saw his first career action against Hawaii and ran for 24 yards.

2020

Did not see game action in his first season in the program

High School

Racked up 525 carries for 4,337 rushing yards and school-record 57 touchdowns for prep career (2017-19); ranks second on program's all-time rushing yards list ... posted 217 carries for 1,260 yards and 16 touchdowns in 2019 ... named Ocean League Offensive Player of the Year in 2019 ... served as team captain ... selected to participate in 2020 FCA All-Star Football Classic ... piled up 2,013 yards and 26 touchdowns on 161 carries in 2018 ... Royals seized CIF-Central Section 8-man title in 2018, going 11-0; MCP returned to full 11-man schedule in 2019 ... Named Mission College Prep Male Athlete of the Year as a junior ... also played baseball and basketball.

Personal

Son of Mark and Margie Kowall ... has a younger sister ... Walter Payton and Kobe Bryant are the famous athletes he most admires ... hobbies include golf, fishing and all outdoor activities ... lists his greatest thrill in sports as being part of his high school team's first CIF Championship ... cousin of Miami Dolphins running back Patrick Laird, who also starred for Royals before taking talents to California, Berkeley ... named to the Athletic Director's Honor Roll for Fall 2021 and Winter 2021 ... majoring in economics.



**JACK
LANDHERR IV**

6-1 / 238 / Senior
Long Snapper
Chino Hills, Calif.
Chino Hills HS

2021

Saw action in all 12 games as the snapper for field goals, punts and extra points ... had one tackle on special teams ... named to the first-team CoSIDA 2021-22 Academic All-District Football Team ... named to the Pac-12 2021-22 Fall Academic Honor Roll.

2020

Saw action in all 7 games as the snapper for all field goal, punts and extra point attempts ... named to the Pac-12 2020-21 Fall Academic Honor Roll.

2019


Saw action in the last nine games of the season as the long snapper for all field goal and extra point attempts.

High School

Earned letters in football, golf and baseball... team captain as a senior ... second-team All-Baseline League selection ... earned an invitation to the Polynesian Bowl All-Star game.

Personal

Son of John and Allison Landherr ... has two younger sisters... lists his favorite athletes as the NFL's Jason Witten and MLB's Mike Trout... hobbies include going to the beach ... earned a spot on the Athletic Director's Honor Roll in Fall 2019, Winter 2020, Spring 2020, Winter 2021, Spring 2021 and Fall 2021 ... political science major.



**ARI
LIBENSON**

5-9 / 170 / Redshirt Sophomore
Kicker
Berkeley, Calif.
Berkeley HS

2021

Did not see game action ... named to the Pac-12 2021-22 Fall Academic Honor Roll.

2020


Did not see game action in his first year in the program.

High School

Lined up at kicker, punter and wide receiver for Berkeley HS ... served as team captain ... also lettered in soccer and tennis ... earned the 2020 BACC Veronica Faisant Academic Achievement Award ... his senior season, he scored four touchdowns as a receiver ... participated in the Bay Area Cali Classic All-Star Game.

Personal

Son of Ross Libenson and Susie Marcus ... has one brother ... lists his biggest sports thrill to date as catching a 60-yard pass with a minute left to set up the winning score ... famous athletes he admires are Ryan Shazier, Marshawn Lynch and Chris Boswell ... hobbies include art, film editing, skiing, golf, fishing and sports medicine ... was a child actor in the movie "Love and Taxes" ... named to the Athletic Director's Honor Roll for Winter 2021, Spring 2021 and Fall 2021.



RJ
LOPEZ

5-11 / 185 / Junior
Kicker
Huntington Beach, Calif.
Mission Viejo HS

2021

Served as the kickoff specialist for all 12 games ... recorded touchbacks on 52 of his 81 kickoffs (64%) ... his total of 52 touchbacks tied for best in the Pac-12 ... named to the Pac-12 2021-22 Fall Academic Honor Roll.

2020

Handled the kickoff duties in all seven games ... recorded touchbacks on 25 of his 44 kickoffs (57%) ... his total of 25 touchbacks led the Pac-12 ... UCLA ranked sixth in the league in kickoff coverage with a 39.8-yard net ... his average kickoff of 62.5 yards was second in the Pac-12.

High School

Two-star prospect according to 247Sports and Rivals ... career-long field goal: 46 yards vs. Mater Dei in the CIF semifinals ... converted six of 10 field-goal attempts and all 70 extra-point attempts in 2019; recorded 75 touchbacks on 85 kickoffs ... chosen to Cal-Hi Sports All-State First Team in 2019 ... named to All-County First Team by *OC Register* in 2019 ... made all five field-goal attempts and all 11 extra-point attempts in 2018; registered 22 touchbacks on 29 kickoffs ... helped South team to victory at 2020 Orange County North-South All-Star Classic in Costa Mesa, Calif. ... selected to 2019 All-SoCal Varsity Team by Southern California News Group ... Diablos reached CIF-Southern Section Division 1 semifinal round in 2019, finishing 11-1 ... honored as scholar-athlete (All-League or All-Conference First Team and 3.5 grade-point average or better) by National Football Foundation/Orange County Chapter in 2020.

Personal

Son of Sandra and Richard Lopez ... has one brother, Nicolas, a kicker on the University of California football team ... dad was a professional soccer player and mom was a competitive bodybuilder ... Kobe Bryant and Lionel Messi are the famous athletes he most admires ... hobbies include surfing, hiking, listening to music and video games ... earned a spot on the UCLA Athletic Director's Honor Roll for Spring 2021 and Fall 2021.



LOGAN
LOYA

5-11 / 180 / Junior
Wide Receiver
Garden Grove, Calif.
St. John Bosco HS

UCLA

Enrolled at UCLA in January 2020 and took part in spring practice

2021

Saw action in four games (Hawaii, Stanford, ASU, Washington) ... had receptions in games against Stanford and Washington ... served as the punt returner at Washington and had three returns for a 11.7 yard average.

2020

Saw action in 6 games as a reserve receiver ... made his lone reception of the season against Stanford (5 yards) ... named to the Pac-12 2020-21 Fall Academic Honor Roll.

High School

Four-star recruit according to 247Sports ... three-star prospect according to ESPN and Rivals ... ranked No. 230 overall by 247Sports ... No. 37 wide receiver by 247Sports ... No. 20 prospect in state by 247Sports ... registered 72 receptions for 1,109 yards and nine touchdowns in 2019 ... logged 10 catches for 132 yards and one touchdown in 2019 CIF Open Division state championship-game win over De La Salle HS ... posted 10 receptions for 161 yards and two touchdowns in 2019 CIF-Southern Section Division 1 championship-game win over Mater Dei HS ... Braves are ranked No. 1 in nation by MaxPreps, USA Today ... invited to play in 2019 Pro Football Hall of Fame World Bowl ... also attended Orange Lutheran HS, where he totaled 73 receptions for 1,057 yards and 11 touchdowns in 2018.

Personal

Son of Tim Loya and Marcia Bradbeer ... has one younger sister ... mom played volleyball at UC Irvine ... lists winning a CIF Championship as his biggest athletic thrill to date ... hobbies include offroading and video games ... earned a spot on the Athletic Director's HONor Roll for Spring 2020 and Winter 2021 ... political science major.

Career Highs

Receptions: 1 vs. Stanford, 2020
Receiving Yards: 5 vs. Stanford, 2020
TD Receptions: none
Long: 5 vs. Stanford, 2020

Receiving Statistics

Year	No	Yds	Avg.	TD	LG
2020	1	5	5.0	0	5
2021	2	22	11.0	0	18
Totals	3	27	16.0	0	18

Punt Returns

Year	No	Yds	Avg.	TD	LG
2021	3	35	11.7	0	17



**ATONIO
MAFI**

6-4 / 339 / Redshirt Senior
Offensive Line
Shoreview, Calif.
Junipero Serra HS

2021

Saw action in all 12 games with three starts at guard (Hawaii, LSU, Utah) ... helped pave the way for the Bruins to average over 200 yards per game on the ground for the second straight season (215.1) and produce a 1,000-yard rusher in Zach Charbonnet (1,137) ... first time since 1987-86-85 seasons that UCLA has achieved consecutive 200-plus yard rushing seasons ... UCLA ranked 14th nationally in rushing offense ... Bruins led the Pac-12 in scoring (36.5) ... named to the Pac-12 2021-22 Fall Academic Honor Roll.

2020

Saw his first game action as an offensive lineman in the opener at Colorado ... appeared in all 7 games as a reserve along the offensive line and on special teams ... named to the Pac-12 2020-21 Fall Academic Honor Roll ... presented the Rose Gilbert Courage and Character Award which honors student-athletes who were confronted with significant obstacles outside the classroom, met their challenge with courage, strength and resiliency and were able to successfully overcome the challenge while still excelling academically.

2019

Saw action in all 12 games as a defensive lineman, with five starts (Cincinnati, San Diego State, Oklahoma, Arizona, Oregon State) ... had a season-best nine tackles at Cincinnati ... credited with at least three stops in five games ... named to the Pac-12 Fall Academic Honor Roll ... saw his first action with the offense at 2020 Spring practice.

2018

Saw action in all 12 games as a defensive lineman ... starter in nine games (Cincinnati, Fresno State, Colorado, Washington, Arizona, Utah, Oregon, USC, Stanford) ... had a season-high four tackles versus Fresno State ... credited with multiple tackles in five games.

High School

A three-star recruit according to 247Sports, ESPN.com and Rivals.com ... ESPN.com's no. 129 recruit in the state of California and the no. 92 offensive guard in the nation ... 247Sports' no. 161 prospect in California and the no. 65 offensive guard in the nation ... first-team All-CIF ... Central Coast Section Co-Offensive Player of the Year ... WCAL MVP selection.

Personal

Parents: Petelo and Fanganui Mafi ... has one brother ... his biggest thrill to date was defeating his rival high school in overtime on the way to a state runner-up finish ... played in the same high school league as Tyler Manoa ... lists the NFL's Haloti Ngata as the famous athlete he most admires ... Devin Asiasi is his cousin ... hobbies include singing, rugby and family outings ... went to school for one term in his native Tonga ... named to the Athletic Director's Honor Roll in Fall 2018, Winter 2019, Spring 2019, Winter 2020 Spring 2020, Winter 2021, Spring 2021 and Fall 2021 ... political science major.

Career Highs

Tackles: 9 at Cincinnati, 2019
Tackles for loss: 1.5 at Utah, 2019
Sacks: none

Tackle Statistics

Year	TT	T-AT	Sacks	TFL	INT (TD)
2018	17	5-12	0.0-0	2.0-4	0 (0)
2019	28	12-16	0.0-0	4.0-10	0 (0)
Totals	45	17-28	0.0-0	6.0-14	0 (0)



**DOVID
MAGNA**

6-4 / 315 / Redshirt Junior
Defensive Line
Malibu, Calif.
Malibu HS

2021

Saw action as a reserve along the defensive line against Hawaii and Arizona State ... named to the Pac-12 2021-22 Fall Academic Honor Roll.

2020

Saw action in 4 games as a reserve along the defensive front ... credited with 2 stops in the win versus California ... posted 2 stops against Stanford ... named to the Pac-12 2020-21 Fall Academic Honor Roll.

2019

Did not see game action in his first season in the program.

High School

Attended Malibu HS and played two years of varsity football ... two-time defensive MVP and a second-team all-league selection ... as a junior, he was credited with 38 tackles and two tackles for loss ... selected for the Ventura All-Star game ... also was a member of the lacrosse team.

Personal

Parent: Amora Magna ... has three brothers and one sister ... lists his biggest thrill in sports as playing the 2019 Ventura All-Star game ... earned a spot on the Athletic Director's Honor Roll in Fall 2019, Spring 2020, Winter 2021, Spring 2021 and Fall 2021 ... economics major.

Career Highs

Tackles: 2, last vs. Stanford, 2020
Tackles for loss: none
Interceptions: none

Tackle Statistics

Year	TT	T-AT	Sacks	TFL	INT (TD)
2020	4	2-2	0.0-0	0.0-0	0 (0)
2021	0	0-0	0.0-0	0.0-0	0 (0)
Totals	4	2-2	0.0-0	0.0-0	0 (0)



**YUTAKA
MAHE**

6-6 / 300 / Redshirt Freshman
Offensive Line
Hawthorne, Calif.
Da Vinci Schools

2021

Did not see game action in his first year in the program.

High School

Played on the basketball team in high school.



**TYLER
MANOA**

6-4 / 312 / Redshirt Senior
Offensive Line
Hayward, Calif.
Saint Francis HS

2021

Saw action in 11 games as a reserve along the defensive front and on special teams ... had a season-high two tackles at Utah ... credited with a quarterback sack vs. Cal ... shifted to the offensive line at 2022 spring training.

2020

Saw action in 6 games ... appeared as a reserve along the defensive front ... credited with a season-high 2 tackles in the win against Cal ... also had stops versus Colorado and Arizona.

2019

Saw action in all 12 games, with five starts (Arizona, Oregon State, Stanford, Arizona State, Utah) ... had a season-high four stops vs. Oregon State ... recorded multiple tackles in six games.

2018

Saw action in all 12 games as a reserve lineman ... made multiple tackles in eight games, with a best of five stops against Utah ... had four stops each against Fresno State and USC.

High School

A four-star recruit according to 247 Sports and the No. 9 defensive tackle recruit in the nation, the No. 108 overall prospect in the country and the No. 14 recruit in the state of California ... ESPN.com four-star recruit and the No. 34 defensive tackle prospect in the country and No. 46 recruit in California ... Rivals.com three-star recruit and No. 76 recruit in California ... as a senior, he was credited with 12 tackles, 3.5 TFLs ... in his junior season, he made 39 tackles, 9.0 TFLs and 5.5 sacks ... selected to play in the U.S. Army All-American Bowl.

Personal

Parents: Janice and Ofa Manoa ... has three brothers ... played in the same high school league as Atonio Mafi ... lists the NFL's Aaron Donald and Troy Polamalu as the famous athletes he most admires ... named to the Athletic Director's Honor Roll in Spring 2019 and Winter 2021 ... political science major.

Career Highs

Tackles: 5 vs. Utah, 2019

Tackles for loss: 0.5 vs. Oregon State, 2019

Sacks: none

Tackle Statistics

Year	TT	T-AT	Sacks	TFL	INT (TD)
2018	25	13-12	0.0-0	0.0-0	0 (0)
2019	19	11-8	0.0-0	0.5-1	0 (0)
2020	4	2-2	0.0-0	0.0-0	0 (0)
Totals	48	26-22	0.0-0	0.5-1	0 (0)



**SAM
MARRAZZO**

6-3 / 301 / Redshirt Senior
Offensive Line
Aliso Viejo, Calif.
Aliso Niguel HS

2021

Saw action in two games, both starts at center, against Fresno State and Stanford ... named to the Pac-12 2021-22 Fall Academic Honor Roll.

2020

Starter at center in all 7 games ... made his first career start in the opener at Colorado ... UCLA produced a rushing average of 230.6 yards per game which ranked second in the Pac-12 and 12th in the NCAA ... it was just the fourth time since 1990 that a Bruin team had achieved the 200 yards per game milestone for a season ... the last time a Bruin team averaged more than the average per rush mark of 5.1 yards was in 1976 ... opponent sacks dropped by over one per contest from the previous season to 1.7 per game ... honorable mention all-conference selection by the league coaches ... named to the 2020-21 Fall Academic Honor Roll.

2019

Saw action in eight games as a reserve lineman (center, guard) and on special teams ... helped to block for Joshua Kelley who became the eighth running back in UCLA history to record back-to-back 1,000-yard rushing seasons ... the Bruins put together a streak of five straight 200-yard rushing games for the first time since 1978.

2018

Saw action in all 12 games as a reserve guard and on special teams.

2017

Did not see game action in his first season in the Bruin program.

High School

Attended Aliso Viejo HS and played three years of varsity football ... a two-time all-league selection and a second-team all-county pick as a senior ... credited with 68 tackles and two sacks as a senior in 2016 ... also was a member of the track team (discus).

Personal

Parents: David and Debora Marrazzo ... mom attended UCLA ... lists the NFL's Joe Thomas as the athlete he most admires ... hobbies include playing guitar and snowboarding ... plays multiple musical instruments ... aunt, Julie Marrazzo, threw the shot at Indiana University where she became an All-American and a three-time Big Ten Champion from 1983-85 ... interested in a career in the business world ... named to the Athletic Director's Honor Roll for Fall 2017, Winter 2018, Fall 2018, Fall 2019, Winter 2020, Spring 2020, Winter 2021, Spring 2021 and Fall 2021 ... earned his undergraduate degree in political science and is enrolled in the Transformative Coaching and Leadership graduate program.



**KAIN
MEDRANO**

6-3 / 230 / Redshirt Junior
Linebacker
Pueblo, Colo.
Pueblo East HS

2021

Saw action in 10 games as a reserve inside linebacker and on special teams ... had multiple tackles in seven games with a season-high four tackles against Fresno State, and Arizona.

2020

Saw action in 5 games ... posted a season-high 2 stops against Stanford ... also credited with tackles at Colorado and at Arizona State ... registered 2 pass break ups.

2019

Enrolled at UCLA in June of 2019 ... saw action on special teams in the final game of the season against Cal ... switched to linebacker in summer of 2020.

High School

Three-star recruit according to 247Sports, Rivals.com and ESPN.com ... No. 10 recruit in the state of Colorado according to Rivals.com ... No. 13 prospect in the state according to ESPN.com ... as a senior, he caught 66 passes for 1,211 yards and 21 touchdowns ... on defense, he made 80 tackles, nine tackles for loss and six interceptions ... in his junior season, he made 37 receptions for 721 yards and nine touchdowns ... team won the 3A State championship in his sophomore and junior seasons ... named All-State following his junior and senior years ... Steinmark Award winner in 2019 as the top male student-athlete in Colorado ... also lettered in basketball and track and field (shot put, discus, relays) ... won the discus and relays as a senior and captured the shot and discus events at the state meet as a junior.

Personal


Son of Alexa and Mark Medrano ... has one younger sister ... his biggest thrill was winning state championships as a sophomore and junior ... lists the NFL's Odell Beckham Jr. as the famous athlete he most admires ... earned a spot on the Athletic Director's Honor Roll in Fall 2019 and Spring 2021 ... African American Studies major.

Career Highs

Tackles: 2 vs. Stanford, 2020
Tackles for loss: 1.0 at Colorado, 2020
Sacks: none

Tackle Statistics

Year	TT	T-AT	Sacks	TFL	INT (TD)
2020	4	2-2	0.0-0	1.0-3	0 (0)
2021	26	16-10	0.0-0	1.0-2	0 (0)
Totals	30	18-12	0.0-0	2.0-5	0 (0)



**DESHUN
MURRELL**

5-11 / 190 / Redshirt Freshman
Running Back
Brent, Ala.
Bibb County HS

2021

Did not see game action in his first season in the program ... earned a spot on the Athletic Director's Honor Roll in Fall 2021.

High School

Four-star recruit according to 247Sports ... three-star prospect according to ESPN and Rivals ... ranked No. 19 running back by 247Sports ... No. 345 prospect in Southeast region by ESPN ... top-20 prospect in the state of Alabama by 247Sports (14) and Rivals (12) ... rushed for 2,334 yards and 37 touchdowns in 2020 ... rushed for 2,174 yards and 33 touchdowns in 2019 ... Choctaws advanced to third round of the AHSSA State Championships in 2017 (Class 4A), 2019 (5A) and 2020 (4A) ... also competed in sprint and jump events for BCHS track and field teams; posted personal-best time of 49.93 in 400-meter dash at 2020 AHSSA Indoor State Championships.



**HAYDEN
NELSON**

6-3 / 235 / Redshirt Freshman
Linebacker
Brookfield, Wisc.
Brookfield Central HS

2021

Did not see game action in his first season in the program.

High School

Rated a three-star prospect by both 247Sports and Rivals.com ... highly regarded defensive prospect in the state of the Wisconsin ... credited with 30 tackles, an interception and seven tackles for loss in 2020 ... in 2019, he made 33 tackles with six tackles for loss ... recorded 71 tackles and forced two fumbles in 2018 season.

Personal

Son of Brian and Julie Nelson ... has three brothers and two sisters ... named to the Athletic Director's Honor Roll for Fall 2021.



**ISAIAH
NEWCOMBE**

6-1 / 182 / Redshirt Freshman
Defensive Back
Gilbert, Ariz.
Casteel HS

2021

Did not see game action in his first season in the program.

High School

Listed as a four-star recruit according to 247Sports ... three-star recruit according to ESPN and Rivals ... No. 23 athlete by 247Sports ... No. 148 wide receiver by ESPN ... No. 126 prospect in West region by ESPN ... No. 6 prospect in state of Arizona by 247Sports ... registered 77 receptions for 857 yards and seven touchdowns in 2020; also returned 17 kickoffs for 374 yards (22.0 yards per return) and punted 27 time for 860 yards (31.9 yards per punt) ... totaled 125 receptions for 1,518 yards and 14 touchdowns in his prep career (2019, 2020) ... Honorable Mention pick to Sports360AZAll-Academic Team in 2019 ... also competed in spring and relay events for CHS track and field team; also plays basketball.

Personal

Son of Bobby and Rachel Newcombe ... has three younger brothers ... dad played college football at Nebraska (1997-2000) and in the NFL (Cardinals, Ravens) and served as his high school coach ... lists the NFL's Denzel Ward and Olajiah Griffin as the athletes he admires.



**JAKE
NEWMAN**

6-1 / 205 / Junior
Linebacker
Anaheim Hills, Calif.
St. John Bosco HS

2021

Did not see game action and worked on the scout teams in practice.

2020


Did not see game action in his first year in the program.

High School

Three-star recruit according to 247Sports, ESPN and Rivals ... No. 57 safety by 247Sports ... top-70 prospect in state by 247Sports (67) and Rivals (69) ... Bosco was named national champion by USA Today, MaxPreps after beating De La Salle HS in 2019 CIF Open Division state championship game ... registered six tackles, one interception and one forced fumble in Braves' 39-34 victory over Mater Dei HS in 2019 CIF-Southern Section Division 1 championship game ... posted 77 tackles, 1.0 tackle for loss and three interceptions in 2019 ... totaled 135 tackles, 2.0 tackles for loss and five interceptions in prep career (2017-19) ... twice named to All-Trinity League Second Team (2018, 2019).

Personal

Son of Susan Newman ... Has one brother, Chase, who is a linebacker on the Colorado football team ... his biggest sports thrill to date was winning the high school national championship ... lists Sean Taylor, Ed Reed and Harrison Smith as the famous athletes he most admires ... loves to travel ... his father, David, played football at Missouri and in the Canadian Football League where in 1980 he was a CFL All-Star and won the Frank M. Bibson Trophy as league's top rookie.



**WILLIAM
NIMMO JR.**

6-0 / 205 / Redshirt Junior
Defensive Back
Corona, Calif.
Mater Dei HS

2021

Saw action in three games as a reserve safety and nickel back (Hawai'i, USC, Cal) ... credited with one tackle against Cal ... named to the Pac-12 2021-22 Fall Academic Honor Roll.

2020

Saw action in 5 games ... saw action as a reserve in the secondary and on special teams ... credited with a season-high 2 tackles in the win over Arizona ... also recorded tackles versus Colorado, USC and Stanford ... named to the Pac-12 2020-21 Fall Academic Honor Roll.

2019

Enrolled at UCLA in January of 2019 and took part in spring practice ... did not see game action in his first year in the program.

High School

Listed as a three-star recruit according to 247Sports, Rivals.com and ESPN.com ... No. 56 on the Rivals.com California 100 list ... 247's No. 66 prospect in the state ... as a senior, he was credited with 33 tackles and five tackles for loss for the state's top-ranked team ... in his junior season, he totaled 28 tackles and three tackles for loss ... team was named High School National Champs in 2017 and 2018 by *USA Today*.

Personal

Parents: Cynthia and William Nimmo Sr. ... has four older sisters ... graduated from high school early and enrolled at UCLA in January of 2019 ... his biggest thrill to date was deflecting a pass in the final minute of the big win over IMG Academy ... lists the NFL's Tyrann Mathieu as the famous athlete he most admires ... hobbies include modeling and photography ... his cousin, Tyvis Powell, played football for Ohio State (2012-15) and has been on several NFL team rosters ... earned a spot on the Athletic Director's Honor Roll in Fall 2019, Winter 2020, Spring 2020, Winter 2021, Spring 2021 and Fall 2021 ... public affairs major with minor in entrepreneurship.

Career Highs

Tackles: 1 vs. Cal, 2021

Tackle Statistics

Year	TT	T-AT	Sacks	TFL	INT (TD)
2021	1	1-0	0.0-0	0.0-0	0 (0)



GRANT NORBERG

6-7 / 225 / Redshirt Sophomore
Tight End
San Diego, Calif.
Scripps Ranch HS

2021

Did not see game action.

2020

Did not see game action in his first season in the program.

High School

Registered 20 receptions for 318 yards and two TDs in 2019 ... Falcons reached CIF-San Diego Section Division 3 championship game in 2019 ... also played baseball (2017-19 -JV) and basketball (2017-20) at SRHS ... averaged 13.2 ppg, 8.2 rpg and 2.7 blocks in 2019-20; made 26 of 66 shots (39.4%) from 3-point distance ... named to 2019-20 Cal-Hi Sports Grid-Hoop All-State Team as one of 15 best football-basketball combo athletes ... basketball team captain.

Personal

Son of Erin and Chuck Norberg ... has one brother and two sisters ... his biggest thrill in sports to date was playing in the CIF Championship Game as a senior ... the NFL's Antonio Gates is the famous player he most admires ... hobbies include golf, basketball and spending time with friends ... his brother, Reid, plays baseball at Miami (Oh) ... earned a spot on the UCLA Athletic Director's Honor Roll for Spring 2021.



JOSIAH NORWOOD

5-8 / 165 / Redshirt Senior
Wide Receiver
Santa Margarita, Calif.
Santa Margarita Catholic HS

2021

Appeared in 10 games with one start (Washington) ... had a season-high two catches versus Hawaii ... made one catch against Stanford and Washington.

2020

Did not see game action ... made the travel squad and served on the scout teams in practice.

2019

Saw his first game action as a reserve receiver versus Stanford and Arizona State.

2018

Did not see game action in his first year in the program.

High School

As a senior, he completed 168 of 250 passes for 2,231 yards and 19 touchdowns ... Ran 88 times for 697 yards and 9 touchdowns ... named first-team All-Trinity League.

Personal

Son of Ed and Anu Norwood ... has an older sister and brother ... lists his biggest athletic thrill to date as completing a fourth quarter comeback win against rival J Serra ... lists the NFL's Odell Beckham Jr. and Russell Wilson, along with LeBron James as his favorite athletes ... hobbies include basketball and music ... earned a spot on the Athletic Director's Honor Roll in Fall 2019, Winter 2020, Spring 2020 and Winter 2021 ... economics major.

Career Highs

Receptions: 2 vs. Hawaii, 2021
Receiving Yards: 17 vs. Hawaii, 2021
TD Receptions: none
Long: 12 vs. Hawaii, 2021

Receiving Statistics

Year	No	Yds	Avg.	TD	LG
2021	4	32	8.0	0	12



MO OSLING III

6-2 / 194 / Redshirt Senior
Defensive Back
Lancaster, Calif.
Antelope Valley HS

2021

Saw action in seven games at safety and cornerback ... made a start against Fresno State ... credited with a season-best six tackles versus Fresno State ... had five stops against Hawaii.

2020

Saw action in all 7 games ... starter against USC and Stanford ... tied for the team lead with 4 pass break ups ... fourth on the team in tackles (39) ... third on the team with 3.0 sacks ... fifth on the squad with 4.0 tackles for loss ... posted a season-high 12 tackles against USC ... credited with at least 4 tackles in 6 games ... recorded 7 tackles against Stanford.

2019

Saw action as a reserve in the secondary and on special teams in the first four games of the season ... had a season-high of three tackles vs. Oklahoma.

2018

Saw action in 10 games as a reserve in the defensive secondary and on special teams ... had a season-high three tackles at Oklahoma ... credited with two stops at Cal.

2017

Saw action in all 13 games as a reserve in the secondary and on special teams ... also returned kicks ... credited with 18 tackles on the season ... had a season-high four tackles versus Kansas State ... made multiple tackles in five games ... had three tackles in games at Washington and versus Cal ... returned nine kickoffs for a 18.0 yard average.

High School

Listed as a three-star recruit by both Scout.com and Rivals.com ... rated as the No. 18 cornerback prospect in the West by Scout.com ... No. 144 prospect on the Scout.com West 150 List ... No. 88 on the Scout.com California 100 List ... Rivals.com No. 80 recruit on the California 100 List ... PrepStar All-West selection ... as a junior, he made 14 tackles ... caught eight passes for 125 yards and three touchdowns ... gained over 3,400 career all-purpose yards ... also lettered in track, where he is a nationally-ranked triple jumper ... 2016 state high school triple jump champion ... first-team All-CIF in track and field.

Personal

Parents: Morrell Alexander Osling, Jr. and Eurimica Marks-Osling ... has one older sister ... lists his biggest thrill in sports to date as putting Lancaster, Calif. Antelope Valley HS back on the map in football and winning the state title in the triple jump (48-09.25) ... boxer Floyd Mayweather is the famous athlete he most admires ... hobbies include working out and playing video games ... named to the Athletic Director's Honor Roll in Fall 2018, Winter 2019, Fall 2019, Winter 2020, Spring 2021 and Fall 2021 ... earned his undergrad degree in African American Studies and is enrolled in the Transformative Coaching and Leadership graduate program.

Career Highs

Tackles: 12 vs. USC, 2020
Tackles for Loss: 2.0 at Arizona State, 2020
Sacks: 2.0 at Arizona State, 2020
Interceptions: 1 vs. Stanford, 2020

Tackle Statistics

Year	TT	T-AT	Sacks	TFL	INT (TD)
2017	18	17-1	0.0-0	0.0-0	0 (0)
2018	9	7-2	0.0-0	0.0-0	0 (0)
2019	3	3-0	0.0-0	0.0-0	0 (0)
2020	39	28-11	3.0-18	4.0-19	1 (0)
2021	16	13-3	0.0-0	0.0-0	0 (0)
Totals	85	68-17	3.0-18	4.0-19	1 (0)



**ERICH
OSTEEN**

6-2 / 220 / Redshirt Junior
Linebacker
Simi Valley, Calif.
Chaminade College Preparatory

2021
Did not see game action ... named to the Pac-12 2021-22 Fall Academic Honor Roll.

2020
Did not see game action and worked on the scout teams in practice ... named to the Pac-12 2020-21 Fall Academic Honor Roll.

2019
Did not see game action in his first year in the program.

High School
Attended Chaminade College Prep and lettered in football as a linebacker, defensive end, offensive line, and fullback ... first-team all-league ... his senior season, he had 57 total tackles and 4.5 sacks and 9.5 tackles for loss ... also was a member of the wrestling team, where he was a two-time league champ, two-time CIF champ and advanced to place twice at the state meet ... 2018 *L.A. Daily News* Wrestler of the Year.

Personal
Son of Thomas and Cheri Osteen ... has two sisters ... sister, Katja, won three straight CIF wrestling titles and the 2018 CIF state wrestling championship ... earned a spot on the Athletic Director's Honor Roll for Fall 2019, Winter 2020, Winter 2021, Spring 2021 and Fall 2021 ... sociology major.



**SHEA
PITTS**

5-11 / 205 / Redshirt Senior
Linebacker
Agoura Hills, Calif.
Oaks Christian School

2021
Saw action in six games as a reserve nickel back and on special teams ... outstanding student with a lengthy record of community service who was nominated for the Wuerffel Trophy, Jason Witten Man of the Year and the Allstate AFCA Good Works Team © ... credited with a season-high two tackles at USC, including a quarterback sack.

2020
Saw action in 5 games as a reserve linebacker and on special teams ... credited with a tackle against USC ... named to the Pac-12 2020-21 Fall Academic Honor Roll.

2019
Saw action in all 12 games as a reserve linebacker and on special teams ... credited with a season-high four tackles in games against both Arizona and USC ... also forced a fumble at USC ... posted his first career sack at Arizona ... named to the 2019 Pac-12 Fall Academic Honor Roll.

2018
Saw action in 11 games as a special teams performer ... made his first career appearance against Oklahoma ... credited with three tackles on the season - 1 vs. Colorado, 1 vs. Cal, 1 vs. Arizona.

2017
Did not see game action in his first season in the Bruin program.


High School
Attended Oaks Christian HS and played three years of varsity football ... as a senior, he was a team co-captain and a first-team All-Marmonte League and All-Ventura County selection ... credited with 68 tackles and two sacks as a senior in 2016.

Personal
Parents: Ron Pitts and Babette Perry both attended UCLA ... Ron was a Bruin football letterwinner in 1981-84 ... has an older brother, Lee, who played football at Azusa Pacific ... lists his biggest thrill to date as coming up with a tackle for loss, caused fumble and fumble recovery on one play in high school ... head of the Special Olympics club at his high school ... lists the NFL's DeSean Jackson as the athlete he most admires ... hobbies include playing video games ... wants to work in an NFL front office ... earned a spot on the Athletic Director's Honor Roll in Fall 2017, Winter 2018, Spring 2018, Fall 2019, Winter 2019, Spring 2019, Fall 2019, Winter 2020, Spring 2020, Winter 2021, Spring 2021 and Fall 2021 quarters ... earned his undergraduate degree in political science and is enrolled in the Transformative Coaching and Leadership graduate program.

Career Highs
Tackles: 4, last at USC, 2019
Tackles for Loss: 1.0, last at USC, 2021
Sacks: 1.0, last at USC, 2021

Tackle Statistics

Year	TT	T-AT	Sacks	TFL	INT (TD)
2018	3	2-1	0.0-0	0.0-0	0 (0)
2019	13	9-4	1.0-3	1.0-3	0 (0)
2020	1	1-0	0.0-0	0.0-0	0 (0)
2021	3	3-0	1.0-6	1.0-6	0 (0)
Totals	20	15-5	2.0-9	2.0-9	0 (0)



**JOQUARRI
PRICE**

6-1 / 220 / Redshirt Sophomore
Linebacker
Mesa, Ariz.
Desert Ridge HS

2021
Saw action in all 12 games as a reserve linebacker and on special teams ... credited with single tackles in games versus LSU, Washington, Colorado and Cal.

2020
Did not see game action in his first season in the program.

High School
Three-star recruit according to 247Sports and ESPN ... No. 92 outside linebacker by 247Sports ... No. 30 prospect in state by 247Sports ... registered 85 tackles and 15.0 sacks in 2019 ... totaled 162 tackles and 27.0 sacks for prep career (2018, 2019) ... led AIA 6A in sacks for 2019, tied for lead in 2018 ... selected to AIA 6A All-Conference 1st Team in 2019 ... named to AIA 6A Central All-Region First-Team in 2018, 2019 ... Jaguars won AIA 6A Central region and reached quarterfinal round of AIA 6A Conference Championship playoffs in 2019 ... ranked No. 31 on *Arizona Republic* Big 150 list of top prospects in state (March, 2019).

Personal
Son of Christina and Don Price ... has two brothers and a sister ... famous athlete he most admires is the NFL's Von Miller ... hobbies include music.



**DAVID
PRIEBE**

6-6 / 241 / Redshirt Junior
Tight End
Waco, Texas
Midway HS

2021

Appeared in all 12 games as a reserve tight end and on special teams ... made a start against Oregon.

2020

Saw action in all 7 games as a reserve tight end and on special teams ... made his first career start against USC in a multiple tight end formation.

2019

Saw action in all 12 games, primarily on special teams.

2018

Saw action in the final three games of the season, primarily as a special teams performer.

High School

Three-star recruit according to 247 Sports, Rivals.com and ESPN.com ... 247's No. 64 tight end prospect in the nation and the No. 187 recruit in the state of Texas ... Rivals.com's No. 38 tight end prospect nationally ... ESPN.com's No. 30 tight end recruit and the No. 194 prospect in Texas ... as a senior, he made 15 catches for 183 yards and three touchdowns ... in his junior season, he made 12 catches for 143 yards ... named All-District and All-State honorable mention.

Personal

Parents: Mike and Lee Ann Priebe ... has one older sister ... his biggest sports thrill is playing in state championship game as a senior ... lists the NFL's Rob Gronkowski as the famous athlete he most admires ... dad also played college football (Illinois) ... hobbies include hunting, fishing and spending time with friends ... earned a spot on the Athletic Director's Honor Roll in Winter 2020, Spring 2020, Spring 2021 and Fall 2021 ... economics major.



**NOAH
PULEALII**

6-3 / 310 / Redshirt Freshman
Offensive Lineman
Marina, Calif.
Palma School

2021

Did not see game action in his first season in the program ... earned a spot of the Athletic Director's Honor Roll for Fall 2021.

High School

Four-star recruit according to 247Sports ... three-star prospect according to ESPN and Rivals ... No. 16 offensive guard by 247Sports ... No. 33 prospect in the state of California by 247Sports ... selected to 2021 Polynesian Bowl roster ... named All-PCAL first team in 2019 ... saw action for Palma's basketball team.

Personal

Son of Rosetti and Christine Pulealii ... has four brothers and one sister ... lists his favorite athlete as the NFL's Trent Williams ... hobbies include working out and playing video games ... can play the piano.



**BENJAMIN
ROY JR.**

6-2 / 285 / Redshirt Freshman
Offensive Lineman
Las Vegas, Nev.
Liberty HS

2021

Did not see game action in his first season in the program.

High School

Three-star recruit according to 247Sports, ESPN and Rivals ... top-20 center by 247Sports (14) and ESPN (11) ... No. 145 prospect in West region by ESPN ... top-10 prospect in state of Nevada by 247Sports (5), Rivals (8) and ESPN (8) ... Patriots captured 2019 NIAA Class 4A state title, the first in program history.

Personal

Son of Benjamin and Summer Roy ... has three brothers and one sister ... hobbies include cooking, video games and weightlifting.



**BRADLEY
SCHLOM**

5-11 / 180 / Redshirt Sophomore
Wide Receiver
Newport Beach, Calif.
Corona del Mar HS

21

2021

Saw action in one game versus Colorado as a reserve receiver.

2020

Did not see game action and served on scout teams in practice.

High School

Three-star prospect according to 247Sports ... caught 91 passes for 1,151 yards and 17 touchdowns in 2019; also registered one kickoff-return touchdown and one punt-return score ... named to All-CIF-Southern Section Division 3 Team in 2019 ... selected Sunset League co-Offensive Player of the Year in 2019 ... named to Daily Pilot Dream Team First Team in 2018, 2019 ... named to All-County Third Team by OC Register in 2019 ... helped South team to victory at 2020 Orange County North-South All-Star Classic in Costa Mesa, Calif. ... Sea Kings won Sunset League, CIF-Southern Section Division 3, CIF Division 1A State Southern California Regional Bowl Game and CIF Division 1A State Bowl Game championships in 2019, going 16-0 ... posted eight receptions for 60 yards and two touchdowns in CIF Division 1A State Bowl Game win over Junipero Serra HS ... tallied 72 receptions for 1,138 yards and 10 touchdowns in 2018 ... also attended Mater Dei HS (2016-18).

Personal

Son of Julie and Steve Schlom ... has two younger sisters ... grandfather attended UCLA ... famous athletes he admires include Julian Edelman, Cooper Kupp and Michael Jordan ... in his spare time he likes to go to the beach and hang out with friends ... as a youngster, he was a junior Olympic swimmer ... lists his most memorable sports thrill to date as catching the winning touchdown pass to beat San Clemente HS with no time remaining ... earned a spot on the Athletic Director's Honor Roll for Fall 2021.



**CARSON
SCHWESINGER**

6-2 / 210 / Redshirt Freshman
Linebacker
Moorpark, Calif.
Oaks Christian HS

2021

Did not see action in his first season in the program ... earned a spot on the Athletic Director's Honor Roll for Fall 2021.

High School

Had four-year varsity totals of 268 tackles, 13.0 tackles for loss and 5.5 sacks ... caught 115 passes as a receiver for 1,670 yards and 10 touchdowns.

Personal

Son of Dennis and Diana Schwesinger ... has two brothers and two sisters ... his older sister, Payten, attended UCLA.



**QUINTIN
SOMERVILLE**

6-2 / 265 / Redshirt Freshman
Defensive Lineman
Chandler, Ariz.
Saguaro HS

UCLA

Enrolled early at UCLA in January 2021 and participated in 2021 spring ball.

2021


Did not see game action in his first season in the program.

High School

Four-star recruit according to ESPN and Rivals ... three-star prospect by 247Sports ... ranked No. 106 on ESPN 300 list ... No. 12 defensive end by ESPN ... No. 16 weakside defensive end by Rivals ... No. 29 strongside defensive end by 247Sports ... No. 15 prospect in West region by ESPN ... top-10 prospect in the state of Arizona by 247Sports (10), Rivals (5) and ESPN (2) ... totaled 146 tackles, 59.5 tackles for loss and 16.0 sacks in prep career (2017-20) ... selected to West roster for 2021 All-American Bowl ... recorded 68 tackles, 29.0 tackles for loss and 7.5 sacks in 2019 ... Sabercats reached AIA Open Division championship game in 2019 ... honorable mention pick to Sports360AZ All-Academic Team in 2018-20.

Personal

Son of Chris and Rebecca Somerville ... has an older brother and younger sister ... lists his biggest sports thrill as his high school's playoff run in 2019 ... lists his favorite athlete as the NFL's Aaron Donald ... hobbies include playing the piano (learned by watching YouTube videos) and video games ... earned a spot on the Athletic Director's Honor Roll for Spring 2021.



**EZAVIER
STAPLES**

6-4 / 200 / Redshirt Freshman
Wide Receiver
Long Beach, Calif.
Millikan HS

UCLA

Enrolled at UCLA in April 2021 and participated in 2021 spring practices.

2021

Did not see game action in his first season in the program.

High School

Three-star recruit according to 247Sports, ESPN and Rivals ... No. 72 wide receiver by 247Sports ... No. 96 prospect in West region by ESPN ... No. 41 prospect in state of California by 247Sports ... registered 50 receptions for 1,087 yards and 11 touchdowns in 2019 ... named to 2019 Long Beach Dream Team Second Team by Long Beach Press-Telegram ... also competed in spring, hurdle and relay events for MHS track and field team.

Personal

Son of Ezekiel Staples and LaToya Diamond ... has three brothers ... lists his biggest sports thrill as catching a game-winning pass in high school ... hobbies include singing.



**SAM
SUMMA**

6-7 / 248 / Redshirt Freshman
Tight End
Hilton Head Island, S.C.
Hilton Head HS

2021

Did not see game action in his first season in the program ... earned a spot on the Athletic Director's Honor Roll for Fall 2021.

High School

Played quarterback as a sophomore and completed 76 of 164 passes for 1,181 yards and seven touchdowns ... ran for 111 yards and three touchdowns ... averaged a double-double in basketball in his senior (11.2 ppg, 10.5 rpg) and junior (11.8 ppg, 10.0 rpg) seasons.

Personal

Son of Greg and Caroline Summa ... has a brother and a sister ... dad played college football at the Naval Academy ... list his greatest sports thrill to date as playing for the state basketball championship and walking in to the Rose Bowl to play LSU ... lists his favorite athlete as Peyton Manning.



JOSHUA SWIFT

5-10 / 185 / Redshirt Sophomore
 Defensive Back
 Temecula, Calif.
 Chaparral HS

2021

Saw his first career game action versus Colorado ... presented the Nick "Pac" Pasquale Memorial Award for Special Teams Scout Team Player of the Year at the annual team banquet.

2020

Did not see game action and served on scout teams in practice.

High School

Two-star prospect according to 247Sports ... held starting spot on defense for the Pumas during final two seasons ... logged 80 tackles, 1.0 tackle for loss in 2019; also collected three receptions for 47 yards ... posted 87 tackles, 4.0 tackles for loss and 3.0 sacks in 2018 ... also competed for track and field team at CHS.

Personal

Son of James and Kim Swift ... has one sister who attended UCLA ... lists the athlete he most admires as the NFL's Matthew Slater and the NBA's Kobe Bryant ... hobbies include music, video games and tutoring ... earned a spot on the UCLA Athletic Director's Honor Roll in Winter 2021 ... majoring in molecular, cell and developmental biology.



MATT SYKES

6-4 / 200 / Junior
 Wide Receiver
 Makakilo, Hawai'i
 Saint Louis School

UCLA

Enrolled at UCLA in the spring of 2020, but did not take part in spring practices which had been paused at that point due to the pandemic ... earned a spot on the Athletic Director's Honor Roll for Spring 2020 and Winter 2021... named to the Pac-12 2021-22 Fall Academic Honor Roll.

2021

Saw action in all 12 games with starts against Stanford and Utah ... made his lone catch of the season in the opener against Hawai'i ... appeared on several special teams units.

2020

Saw action in 6 games ... starter against California and at Oregon ... had single catches in games against Oregon (2 yards), Arizona (9) and Stanford (13).

High School

Listed as a four-star recruit according to 247Sports ... three-star recruit according to ESPN and Rivals ... ranked No. 261 overall by 247Sports ... No. 4 prospect in state by 247Sports and ESPN ... recorded 40 receptions for 742 yards and seven touchdowns in 2019 ... Crusaders beat Kahuku HS in 2019 Open Division final for fourth state championship in row; win also marked program's 38th in row ... named 2018 wide receiver MVP at 2018 All-American Bowl National Combine ... invited to play in 2020 Polynesian Bowl.

Personal

Son of Rachel and John Sykes ... Has one older brother, Chris, who played football at Dartmouth ... Lists his greatest athletic thrill to date as winning a state high school football championship ... Conor McGregor is the famous athlete he most admires ... earned a spot on the Athletic Director's Honor Roll for Spring 2021 and Fall 2021.

Career Highs

Receptions: 1, last vs. Hawaii, 2021
 Receiving Yards: 13 vs. Stanford, 2020
 TD Receptions: none
 Long: 13 vs. Stanford, 2020

Receiving Statistics

Year	No	Yds	Avg.	TD	LG
2020	3	24	8.0	0	13
2021	1	9	9.0	0	9
Totals	4	33	8.4	0	13



SIALE TAUPAKI

6-4 / 325 / Redshirt Junior
Offensive Line
East Oakland, Calif.
Oakland HS

2021

Did not see game action.

2020

Saw his first career action as a reserve lineman and on special teams ... Appeared in all seven games.

2019


Enrolled at UCLA in June of 2019 ... did not see game action in his first year in the program.

High School

Listed as a three-star prospect by 247Sports, Rivals.com and ESPN.com ... no. 87 on the Rivals.com California 100 list ... no. 92 on the state list by ESPN.com ... second-team MaxPreps All-State selection ... *Sacramento Bee* All-Metro selection ... All-Sac-Joaquin Section Defensive MVP ... also starred on Wildcats' track and field team.

Personal

Son of Kolo and Seilose Taupaki ... has three brothers and two sisters... his biggest thrill in sports is competing against guys from all over the nation ... in his spare time, he is cleaning ... cousin, Ana Lapota, is a Bruin ... earned a spot on the Athletic Director's Honor Roll in Winter 2020 and Spring 2020 ... political science major.



EVAN THOMAS

5-10 / 166 / Redshirt Sophomore
Defensive Back
Inglewood, Calif.
Loyola HS

2021

Did not see game action.

2020


Did not see game action ... worked on the scout team in practice.

High School

Posted 76 tackles, two interceptions and three forced fumbles in 2019 ... selected to 2019 All-Mission League Second Team ... Cubs reached CIF-Southern Section Division 4 championship game in 2019 ... honored as scholar-athlete (first or second All-League, All-City or All-CIF player, cumulative 3.2 grade-point average and community service) by National Football Foundation/Los Angeles Chapter in 2020 ... also ran track (300m and 110m hurdles).

Personal

Son of Tiara Stevens ... has one brother and two sisters ... mom attended UCLA ... famous athletes he admires most are LeBron James, Nate Robinson and Marathon Lattimore ... hobbies include drawing and listening to music ... lists his greatest athletic thrill to date as forcing two fumbles and making three pass deflections in a big high school game ... earned a spot on the UCLA Athletic Director's Honor Roll for Spring 2021.



DORIAN THOMPSON-ROBINSON

6-1 / 205 / Redshirt Senior
Quarterback
Las Vegas, Nevada
Bishop Gorman HS

2021

Starter in all 11 games he played in (not at Utah) ... UCLA's offense rated as the highest scoring unit in the Pac-12 (36.5 points) ... rated No. 1 in the Pac-12 in passing efficiency (153.9), points responsible for (182), total offense (274.4), passing yards per completion (13.69) and passing yards per pass attempt (8.51) ... rated No. 10 in the Pac-12 in rushing average per game (55.36) ... has moved into the top-5 at UCLA in career passing yards, career total offense, career completions, career TD passes, and career QB rushing yards ... ran for two scores and threw for 349 yards and four more TDs in win at USC while completing his last 14 passes of the day ... totaled over 300 yards of total offense in games against (Fresno State-345, Arizona State-330, Colorado-355, USC-395) ... ran for at least 80 yards in four games (95-ASU, 87-Washington, 98-Colorado, 102-Cal) ... threw for multiple TDs in six games ... ran for multiple TDs in three contests ... first-team AP All-Pac-12 team ... second-team All-Pac-12 selection by the league's coaches.

2020

Saw action in and started 5 games (at Colorado, Cal, at Arizona State, USC, Stanford) ... his pass efficiency rating of 156.29 was the highest by a Bruin quarterback starter since 2005 (Drew Olson) ... became first Bruin quarterback to rush for at least 100 yards (109) and throw for at least 300 yards (303) in a game (at Colorado) ... his .833 completion percentage (30-36 attempts) against USC was the highest by a Bruin QB in a game with at least 30 passing attempts ... threw for a season-high 4 TDs in games at Colorado and versus USC ... ran for 306 yards on the season (5.6 yards per carry) and scored rushing TDs against Colorado (65 yards), Cal (2) and Arizona State (11) ... named second-team All-Pac-12 by the league coaches.

2019

Saw action as a starter in 11 games (not Oregon State) ... threw 21 touchdown passes to rank tied for 10th on the single-season school list ... his 2,899 yards of total offense rate 10th on the school single-season list ... his 216 completions rank ninth on the all-time UCLA list ... against Washington State (Bruins came back from a 32-point third-quarter deficit), he threw for 507 yards and five touchdowns and ran for 57 yards and two more scores ... the 507 passing yards rank third on the all-time school list ... his 564 yards of total offense was a school single-game record total ... his 431 yards of total offense at USC was the second-most ever by a Bruin in a battle with the Trojans and the 10th-most overall in school annals ... he joins Josh Rosen, Cade McNown and Brett Hundley as the only Bruin quarterbacks to have multiple 400-yard total offense games for their careers ... rated 34th-nationally in total offense per game (263.5) and 31st in the NCAA in passing yards per game (245.5) ... completed at least 20 passes in seven games ... had seven games with multiple touchdown passes ... ran for at least 35 yards in five games and had a season-long 39-yard rush against Stanford ... ranked fourth in the Pac-12 in total offense and fifth in the conference in passing yards per game.

2018

Saw action in 10 games and took the first offensive snap at Oklahoma, Fresno State, at Colorado, Washington, at Cal, Arizona, at Oregon and versus Stanford ... completed 27 of 38 passes for a season-high 272 yards and two touchdowns against then No. 10-ranked Washington ... completed 13 of 15 passes for an .866 completion percentage, which was the third-highest mark by a Bruin quarterback in a game with at least 15 attempts since 1980, at Cal ... completed 45 of 61 passing attempts (.738) for 516 yards in a three-game stretch of games against Washington, Cal and Arizona ... in his first starting assignment, he completed 16 of 26 passing attempts for 254 yards and a touchdown at Oklahoma ... saw his first collegiate action, coming off the bench, against Cincinnati to complete 15 of 25 passes for 117 yards ... ran for a season-high 49 yards against Fresno State on eight attempts ... recorded a season-long 23-yard rush at Oregon.

High School

Four-star recruit according to 247 Sports and listed as the No. 66 player in the nation ... ESPN.com's four-star recruit and the No. 2 dual-threat quarterback prospect in the nation and No. 34 on the ESPN National 300 List ... Rivals.com's four-star prospect and the No.

2 dual-threat quarterback in the nation ... No. 48 prospect on the Rivals 250 national list ... in his senior year, he completed 176 of 256 passing attempts (.688) for 3,275 yards and 38 touchdowns with three interceptions ... he also rushed for 426 yards and seven touchdowns ... as a junior, he completed 21 of 31 passing attempts, threw three touchdown passes and ran for six scores ... also caught 22 passes for 397 yards and eight touchdowns ... selected to play in the Under Armour All-America Game.

Personal

Son of Melva Thompson-Robinson and Michael Robinson ... has a brother and a sister ... his biggest thrill in sports to date is winning multiple high school national championships ... the famous athlete he most admires is the NFL's Aaron Rodgers ... hobbies include drawing and listening to music ... earned a spot on the Athletic Director's Honor Roll in Winter 2019 and Spring 2020 quarters ... African American Studies major.

Career Highs

Rushing Attempts: 19 vs. Arizona State, 2021
Rushing Yards: 109 at Colorado, 2020
Rushing TDs: 2, last at USC, 2021
Long Rush: 65 at Colorado, 2020
Pass Completions: 30 vs. USC, 2020
Passing Attempts: 44 at USC, 2019
Passing Yards: 507 at Washington State, 2019
TD Passes: 5 at Washington State, 2019
Long Pass: 94 at Washington State, 2019
Interceptions: 2, last at USC, 2021

GAME-BY-GAME

2021

Oppt.	Att	Comp	Int	Pct.	Yds	Td	Lg	Rushes	Yds	Td	Lg
Hawaii*	20	10	0	.500	130	1	44	3	16	13	0
LSU*	16	9	1	.563	260	3	75	13	5	11	0
Fresno State*	24	14	0	.583	278	3	45	13	67	15	0
at Stanford*	29	18	0	.621	251	2	75	16	30	9	2
Arizona State*	32	21	0	.656	235	1	31	19	96	35	0
at Arizona*	19	8	1	.421	82	1	22	6	28	10	2
at Washington*	26	21	0	.808	183	2	27	12	87	22	1
Oregon*	41	22	1	.537	220	1	20	15	35	11	1
at Utah	dnp										
Colorado*	26	18	1	.692	257	0	55	9	98	23	1
at USC*	22	16	2	.727	349	4	58	11	46	15	2
Cal*	28	19	0	.679	164	3	29	13	102	22	0

2020

Oppt.	Att	Comp	Int	Pct.	Yds	Td	Lg	Rushes	Yds	Td	Lg
at Colorado*	40	20	1	.500	303	4	52	9	109	1	65
California*	26	14	1	.538	196	3	44	12	52	1	17
at Oregon	dnp										
Arizona	dnp										
at Arizona State*	24	18	0	.750	192	1	38	15	49	1	27
USC*	36	30	2	.833	364	4	69	10	50	0	22
Stanford*	12	8	0	.750	65	0	17	9	46	0	23
Totals	138	90	4	.652	1,120	12	69	55	306	3	65

2019

Oppt.	Att	Comp	Int	Pct.	Yds	Td	Lg	Rushes	Yds	Td	Lg
at Cincinnati*	26	8	2	.308	156	2	75	10	-20	0	7
San Diego St.*	35	24	0	.686	199	1	24	7	-19	0	3
Oklahoma*	26	15	2	.577	201	2	28	14	-6	0	14
at Wash. St.*	38	25	1	.658	507	5	94	11	57	2	16
at Arizona*	33	17	1	.515	180	1	25	9	63	0	26
Oregon State	dnp										
at Stanford*	34	21	1	.618	192	2	25	13	66	1	39
Arizona St.*	23	16	0	.696	176	2	29	8	15	0	20
Colorado*	28	21	1	.750	226	2	45	11	38	0	21
at Utah*	36	20	2	.556	219	0	39	10	-26	0	15
at USC*	44	26	1	.591	367	3	53	16	64	1	26
Cal*	39	23	1	.590	278	1	39	9	-34	0	8
Totals	362	216	12	.597	2,701	21	94	118	198	4	39

2018

Oppt.	Att	Comp	Int	Pct.	Yds	Td	Lg	Rushes	Yds	Td	Lg
Cincinnati	25	15	0	.600	117	0	16	8	-4	0	8
@Oklahoma*	26	16	0	.615	254	1	65	8	-14	0	10
Fresno State*	24	10	2	.417	151	1	45	8	49	0	16
@Colorado*	35	17	0	.486	138	1	23	4	-9	0	17
Washington*	38	27	1	.711	272	2	31	2	14	0	9
@Cal*	15	13	0	.866	141	0	46	9	27	0	20
Arizona*	8	5	0	.625	103	1	58	6	7	0	10
Utah	dnp										
at Oregon*	23	9	1	.391	135	1	63	4	-1	0	23
at Arizona State	dnp										
USC	0	0	0	.000	0	0	0	1	-1	0	0
Stanford*	0	0	0	.000	0	0	0	0	0	0	0
Totals	194	112	4	.577	1,311	7	65	50	68	0	23

Note - * indicates games started

RECORD WATCH

CAREER PASSING YARDS (1936-PRESENT)

Name	Years	Att	Comp	TD	Yds	Pct
1. Cade McNown	1995-98	1,250	694	68	10,708	.555
2. Brett Hundley	2011-14	1,241	837	75	9,966	.675
3. Josh Rosen	2015-17	1,170	712	59	9,341	.608
4. Drew Olson	2002-05	1,148	664	67	8,532	.578
5. D. Thompson-Robinson	2018-	977	594	61	7,541	.608

CAREER TOTAL OFFENSE (1937-PRESENT)

Name	Years	Plays	Rush	Pass	Yds
1. Brett Hundley	2011-14	1,720	1,747	9,966	11,713
2. Cade McNown	1995-98	1,563	577	10,708	11,285
3. Josh Rosen	2015-17	1,298	-154	9,341	9,187
4. D. Thompson-Robinson	2018-	1,341	1,079	7,541	8,620

CAREER PASSING COMPLETIONS (1936-present)

Name	Years	Att	Comp	TD	Yds	Pct
1. Brett Hundley	2011-14	1,241	837	75	9,966	.675
2. Josh Rosen	2015-17	1,170	712	59	9,341	.608
3. Cade McNown	1995-98	1,250	694	68	10,708	.555
4. Drew Olson	2002-05	1,148	664	67	8,532	.578
5. D. Thompson-Robinson	2018-	977	594	61	7,541	.608

CAREER TD PASS LEADERS

Name	Years	No.
1. Brett Hundley	2011-14	75
2. Cade McNown	1995-98	68
3. Drew Olson	2002-05	67
4. D. Thompson-Robinson	2018-	61

UCLA QB CAREER RUSHING LEADERS

Name	Years	Yds
1. John Sciarra	1972-75	1,813
2. Brett Hundley	2011-14	1,747
3. Gary Beban	1965-67	1,271
4. Jeff Dankworth	1974-76	1,233
5. D. Thompson-Robinson	2018-	1,181

CAREER 400-YD TOT. OFF. GAME LEADERS

Name	Years	No.
1. Josh Rosen	2015-17	6
2. Brett Hundley	2011-14	5
3. D. Thompson-Robinson	2018-	4

CAREER QUARTERBACK STARTS

Name	Years	No.
1. Cade McNown	1995-98	44
2. Brett Hundley	2011-14	40
3. Drew Olson	2002-05	38
4. Tom Ramsey	1979-82	36
5. D. Thompson-Robinson	2018-	35

UCLA SEASON TD PASS LEADERS

Name	Year	No.
1. Drew Olson	2005	34
2. Brett Hundley	2012	29
3. Josh Rosen	2017	26
4. Cade McNown	1998	25
5. Cade McNown	1997	24
Brett Hundley	2013	24
Troy Aikman	1988	24
8. Josh Rosen	2015	23
9. Brett Hundley	2014	22
10. Dorian Thompson-Robinson	2021	21
Dorian Thompson-Robinson	2019	21
Tom Ramsey	1982	21

UCLA MOST QB RUSHING TDs (season from 1965-present)

Name	Year	No.
1. John Sciarra	1975	14
Gary Beban	1965	14
3. Brett Hundley	2013	11
Jeff Dankworth	1976	11
Gary Beban	1967	11
6. Brett Hundley	2014	10
Gary Beban	1966	10
8. Dorian Thompson-Robinson	2021	9
Brett Hundley	2012	9

UCLA 500-YD QB SEASON RUSHERS (from 1965-present)

Name	Year	No.
1. Jeff Dankworth	1976	815
2. John Sciarra	1975	787
3. Brett Hundley	2013	748
4. Brett Hundley	2014	644
5. Dorian Thompson-Robinson	2021	609

SEASON TOTAL OFFENSE (1937-PRESENT)

Name	Years	Plays	Rush	Pass	Yds
1. Brett Hundley	2012	638	355	3,740	4,095
2. Brett Hundley	2013	531	748	3,071	3,819
3. Brett Hundley	2014	551	644	3,155	3,799
4. Josh Rosen	2015	524	15	3,670	3,685
5. Josh Rosen	2017	502	-97	3,756	3,659
6. Cade McNown	1998	432	182	3,470	3,652
7. Drew Olson	2005	428	-48	3,198	3,150
8. Cade McNown	1997	391	26	3,116	3,142
9. Tom Ramsey	1982	470	138	2,986	3,124
*10. D. Thompson-Robinson	2021	413	609	2409	3,018

100-YD RUSHING GAMES BY BRUIN QBs (SINCE 1972)

Name	Yds	Year/Oppt.	Carries
1. John Sciarra	178	1974 vs. Tennessee	19
2. Kevin Prince	163	2011 vs. California	19
3. John Sciarra	147	1975 vs. Wash. St.	15
4. Brett Hundley	131	2014 vs. Arizona	24
5. John Sciarra	130	1973 vs. Washington	5
6. Mark Harmon	123	1973 vs. California	13
7. John Sciarra	121	1975 vs. Stanford	21
8. Brett Hundley	110	2014 vs. Colorado	12
9. D. Thompson-Robinson	109	2020 vs. Colorado	9
10. John Sciarra	109	1975 vs. Oregon	13
11. D. Thompson-Robinson	102	2021 vs. Cal	13
12. Mark Harmon	107	1972 vs. Washington	14
13. John Sciarra	102	1975 vs. Iowa State	25



JAY TOIA

6-3 / 325 / Sophomore
 Defensive Lineman
 Inglewood, Calif.
 USC / Grace Brethren HS

2021

Transferred into UCLA in time for 2021 UCLA fall camp ... appeared in all 12 games as a reserve along the defensive front ... had multiple tackles in three games with a season-high of four tackles versus Colorado ... credited with three stops at Arizona.

After High School

Enrolled at USC in the spring of 2021 after graduating early from high school ... participated in 2021 spring ball with the Trojans.

High School

Made 2020 PrepStar All-American and Southern California News Group Fab 15 second team as a senior 2-way lineman at Grace Brethren HS High ... as a junior in 2019, he was Cal-Hi Sports All-State Juniors first team, All-CIF Division 3 and *Los Angeles Daily News* All-Area first team ... had 43 tackles, with 7 for losses and 6.5 sacks, and a forced fumble on defense ... ran for a 1-yard TD on offense ... as a sophomore in 2018, he made Cal-HiSports All-State Sophomores first team and All-CIF Division 4 as he had 11 tackles (5 for losses, with 4 sacks) and a pass deflection ... Grace Brethren won the 2018 state 2AA and CIF Division 8 titles ... as a freshman in 2017, he had 1 tackle as Grace Brethren was the 2017 CIF Division 4 champion and state Division 2AA runnerup ... was also on the track team (shot put and discus throw).

Personal

Grew up in Tonga and played rugby as a youth ... his cousin is USC defensive lineman Stanley Ta'ufo'ou ... his brother, Soane Toia, is a defensive lineman at San Jose State, while his brother Siaki Ika was a defensive tackle at LSU (2019-20) and his brother Abitoni Toia is a rugby player in New Zealand.

Career Highs

Tackles: 4 vs. Colorado, 2021
 Tackles for Loss: none
 Sacks: none

Tackle Statistics

Year	TT	T-AT	Sacks	TFL	INT (TD)
2021	8	7-1	0.0-0	0.0-0	0 (0)



JEREMIAH TROJAN

6-2 / 219 / Redshirt Sophomore
 Linebacker
 Chandler, Ariz.
 Hamilton HS

UCLA

Earned a spot on the Athletic Director's Honor Roll for Spring 2020, Winter 2021 and Spring 2021.

2021

Saw action in eight games as a reserve linebacker and on special teams ... named to the Pac-12 2021-22 Fall Academic Honor Roll.

2020

Saw action in 2 games (USC and Stanford) as a reserve linebacker and on special teams ... was not credited with a tackle.

High School

Listed as a three-star recruit by 247Sports, ESPN and Rivals ... top-50 inside linebacker by 247Sports (No. 49) and ESPN (46) ... No. 24 prospect in state by 247Sports ... posted 97 tackles, 10.0 tackles for loss and 5.0 sacks in 2019 ... Huskies reached semifinal round of 2019 AIA Open Division playoffs ... totaled 211 tackles, 19.0 tackles for loss and 7.0 sacks for prep career (2017-19).

Personal

Lists Luke Kuechly as the athlete he most admires ... hobbies include building computers.

Career Highs

Tackles: 1 at Stanford, 2021

Tackle Statistics

Year	TT	T-AT	Sacks	TFL	INT (TD)
2021	1	0-1	0.0-0	0.0-0	0 (0)



KALEB TULIAU

6-0 / 175 / Redshirt Junior
 Defensive Back
 Long Beach, Calif.
 Centennial HS

2021

Did not see game action... named to the Pac-12 2021-22 Fall Academic Honor Roll.

2020

Did not see game action and worked on the scout team ... named to the Pac-12 2020-21 Academic Honor Roll.

2019

Did not see game action in his first season in the program.

High School

Attended Corona Centennial HS and played varsity football for four years ... MVP of the Polynesian Bowl All-American combine and showcase ... his senior season, he had a total of 22 tackles and 3.0 tackles for loss ... also was a member of the track team (200 and 400m) ... named all-league in track ... broke school records for track on the 4 x 100 relay and 4 x 400 relay teams and in the 200m event.

Personal

Parents: Ken and Alisa Tuliau ... has five brothers and four sisters ... one of his brothers played football for Hawaii ... lists the NFL's Jalen Ramsey as famous athlete he admires ... aspires to be an engineer ... earned a spot on the Athletic Director's Honor Roll for Fall 2019, Spring 2020, Winter 2021, Spring 2021 and Fall 2021 ... human biology and society major.



JONJON VAUGHNS

6-1 / 215 / Junior
Linebacker
Pasadena, Calif.
St. John Bosco HS

2021 Football

Saw action in all 12 games as a reserve linebacker and on special teams ... had multiple tackles in five games ... posted a season-high five tackles against Fresno State ... had four tackles in the win over Colorado.

2020 Football

Saw action in all 7 games in the secondary and at inside linebacker ... starter at linebacker against Stanford ... posted a season-best four tackles versus Stanford and at Colorado ... had 1.0 tackle for loss at Colorado ... credited with three stops in the win over Cal.

2022 Baseball

Saw action in 42 games, with 32 starts, as an outfielder for the UCLA baseball team ... hit .192 with a .408 on-base percentage ... totaled 3 home runs, 1 stolen base, 17 RBI and 32 walks.

2021 Baseball

Saw action in 34 games, with 17 starts, as an outfielder for the UCLA baseball team ... hit .239 with a .539 slugging percentage ... totaled 5 home runs, 1 stolen base and 14 RBI.

High School

Four-star recruit according to 247Sports and Rivals ... three-star recruit according to ESPN ... top-30 safety by Rivals (21) and ESPN (28) ... No. 26 outside linebacker by 247Sports ... No. 30 prospect in state by 247Sports ... Bosco was named national champion by USA Today, MaxPreps in 2019 ... caught touchdown in 2019 CIF Open Division state championship-game win over De La Salle HS ... Braves beat Mater Dei HS in 2019 CIF-Southern Section Division 1 championship game ... tallied 64 tackles, 5.0 tackles for loss and one interception in 2019 ... totaled 123 tackles, 6.0 tackles for loss and two interceptions in prep career (2018, 2019) ... two-time All-Trinity League First-Team selection, once on offense (2018), once on defense (2019) ... invited to play in 2019 Pro Football Hall of Fame World Bowl ... also played baseball for St. John Bosco.

Personal

Son of Tamara and Geoff Vaughns Sr. ... has three older brothers ... brother, Tyler, is with the Pittsburgh Steelers after playing at USC ... his biggest thrill in sports has been playing baseball and football at UCLA ... hobbies include bowling, cooking and hanging with family.

Career Highs

Tackles: 5 vs. Fresno State, 2021
Tackles for Loss: 1.0 at Colorado, 2020
Sacks: none

Tackle Statistics

Year	TT	T-AT	Sacks	TFL	INT (TD)
2020	13	8-5	0.0-0	1.0-1	0 (0)
2021	18	12-6	0.0-0	0.5-1	0 (0)
Totals	31	20-11	0.0-0	1.5-2	0 (0)



JELANI WARREN

6-0 / 199 / Redshirt Junior
Defensive Back
Oakland, Calif.
Bishop O'Dowd HS

2021

Did not see game action ... worked as a member of the scout team.

2020

Did not see game action ... worked as a member of the scout team in practice.

2019

Did not see game action in his first season in the program.

High School

Attended Bishop O'Dowd HS and played two years of varsity football ... all-league, all-city and won the NCS Div. II championship in 2018 ... his senior season, he caught 48 passes for 1,042 yards and 18 touchdowns ... credited with 23 total tackles ... also was a member of the basketball and track teams.

Personal

Son of Tamalia Dalke ... hobbies include cooking, playing video games and drawing ... lists the NFL's Denzel Ward, Jalen Ramsey and Jamal Adams as famous athletes he admires ... earned a spot on the Athletic Director's Honor Roll for Spring 2020 ... business economics major.



BRAD WHITWORTH

6-4 / 270 / Redshirt Junior
Offensive Line
Temecula, Calif.
Linfield Christian School

2021

Saw his first career game action in the win against Hawai'i ... named to the Pac-12 2021-22 Fall Academic Honor Roll.

2020

Did not see game action ... worked on the scout team in practice ... named to the Pac-12 2020-21 Academic Honor Roll.

2019

Did not see game action in his first season in the program ... presented the Nick Pasquale "Pac" Award for scout team excellence at the annual team banquet.

High School

Attended Linfield Christian HS and played four years of varsity football ... three-time first team all-league, all-CIF Offensive Lineman, Call-Hi Sports first team all-state, and NFF Scholar Athlete ... also was a member of the track and field team.

Personal

Son of Kenneth and Sunita Whitworth ... has one brother and one sister ... dad played baseball at UC Irvine and in the minor leagues and went on to attend UCLA dental school ... brother plays football at Weber State University ... hobbies include reading, art and fishing ... lists David DeCastro, Jason Kelce and Tom Brady as famous athletes he admires ... earned a spot on the Athletic Director's Honor Roll in Fall 2019, Winter 2020, Spring 2020, Winter 2021, Spring 2021 and Fall 2021 ... biology major.



**JUSTIN
WILLIAMS**

6-2 / 263 / Redshirt Sophomore
Offensive Line
Rancho Santa Margarita, Calif.
Tesoro HS

2021

Did not see game action ... worked on the scout team in practice.

2020

Did not see game action in his first season in the program.

High School

Three-star prospect according to 247Sports ... selected to 2019 All-Star team by *Los Angeles Times* ... chosen to All-County Team by *Orange County Register* ... named to All-South Coast League First Team in 2019 ... Titans reached CIF-Southern Section Division 3 quarterfinal round in 2019 ... helped South team to victory at 2020 Orange County North-South All-Star Classic in Costa Mesa, Calif. ... voted a top performer at 2019 Polynesian Bowl Combine & Showcase in Las Vegas ... honored as scholar-athlete (All-League or All-Conference First Team and 3.5 grade-point average or better) by National Football Foundation/Orange County Chapter in 2020.

Personal

Son of Walter and Cindy Williams ... has two brothers ... attended Bruin games as a child growing up and has always wanted to be a Bruin ... lists his favorite athlete as Kobe Bryant ... hobbies include cooking and video games.



**COLSON
YANKOFF**

6-4 / 210 / Redshirt Junior
Wide Receiver
Coeur d'Alene, Idaho
Washington / Coeur d'Alene HS

2021

Saw action in the first five games of the season as a reserve receiver and on special teams ... named to the Pac-12 2021-22 Fall Academic Honor Roll.

2020

Saw action in all 7 games as a reserve receiver and on special teams.

2019

Enrolled at UCLA in June of 2019 ... did not see game action.

2018 (Washington)

Did not see game action in his first season in the UW program ... won the Iron Pup Award at the annual postseason team banquet.

High School


247Sports' No. 5 dual-threat quarterback and No. 119 overall prospect ... named the 5A Inland Empire Offensive Most Valuable Player as a senior ... passed for 6,411 yards and 55 touchdowns while rushing for 2,121 and 43 scores during his high school career ... as a senior, his team advanced to the 5A state championship game ... completed 222 of 325 passes for 2,396 yards and 21 touchdowns as a senior ... rushed for 1,027 yards and 12 touchdowns on 109 carries ... invited to play in the U.S. Army All-American Bowl following his senior campaign ... named Idaho state Gatorade player of the year, 5A Idaho state player of the year by the *Idaho Statesman* ... as a junior, he complete 271 of 400 passing attempts for 3,129 yards and 27 touchdowns with six interceptions ... named 5A Inland Empire Offensive MVP as a junior ... also lettered in basketball and track (long and high jump).

Personal

Son of Tracie and Trevor Yankoff ... has one brother ... lists his biggest thrill in sports to date as helping to lead his high school team to the state championship game ... hobbies include cars and all outdoor activities (hiking, wakesurfing, etc.) ... enjoys playing the piano ... earned a spot on the Athletic Director's Honor Roll for Fall 2019, Winter 2020, Spring 2020, Winter 2021, Spring 2021 and Fall 2021 ... earned his undergrad degree in economics and is now enrolled in grad school.

FRESHMEN SIGNEES / INCOMING TRANSFERS

No.	Name	Pos.	Ht.	Wt.	Hometown	Last School
9	Jake Bobo	WR	6-5	215	North Andover, Mass.	Duke
10	Ryan Cragun	WR	6-1	185	Dana Point, Calif.	Penn
24	Jaylin Davies	DB	5-11	180	Rancho Cucamonga, Calif.	Oregon
78	Liam Douglass	OL	6-5	315	Topanga, Calif.	USC
25	T.J. Harden	RB	6-2	210	Los Angeles, Calif.	Inglewood HS
22	Azizi Hearn	DB	6-2	206	Oceanside, Calif.	Wyoming
23	Sean Holland	QB	6-2	215	Londonderry, N.H.	Fordham
77	Jaylan Jeffers	OL	6-5	304	Phoenix, Ariz.	Oregon
15	Laiatu Latu	LB	6-4	265	Sacramento, Calif.	Univ. of Washington
18	Jadyn Marshall	WR	6-1	180	Stockton, Calif.	St. Mary's HS
6	Justyn Martin	QB	6-4	222	Inglewood, Calif.	Inglewood HS
2	Titus Mokiao-Atimalala	WR	6-1	184	Ewa Beach, Hawai'i	Univ. of Central Florida
53	Darius Muasau	LB	6-1	230	Ewa Beach, Hawai'i	Univ. of Hawai'i
11	Gabriel Murphy	LB	6-3	262	Dallas, Texas	North Texas
12	Grayson Murphy	LB	6-3	262	Dallas, Texas	North Texas
71	Raiqwon O'Neal	OL	6-4	305	Conway, S.C.	Rutgers
98	Jack Pedersen	RB	6-4	252	Murrieta, Calif.	Vista Murrieta HS
15	Braden Pegan	WR	6-4	195	San Juan Capistrano, Calif.	San Juan Hills HS
27	Kamari Ramsey	DB	6-1	204	Palmdale, Calif.	Sierra Canyon HS
85	Carsen Ryan	RB	6-4	235	Orem, Utah	American Fork HS
58	Gary Smith III	DL	6-2	320	Shelbyville, Tenn.	Duke
14	Clint Stephens	DB	6-1	190	Long Beach, Calif.	Inglewood HS
18	Croix Stewart	DB	6-2	190	Vallejo, Calif.	Benicia HS
99	Jacob Sykes	DL	6-3	277	Kansas City, Mo.	Harvard
17	Jalen Woods	LB	6-0	200	Compton, Calif.	St. John Bosco HS
53	Sam Yoon	OL	6-5	280	Pasadena, Calif.	Loyola HS



JAKE BOBO

6-5 / 215 / Redshirt Senior
Receiver
North Andover, Mass.
Duke / Belmont Hill School

UCLA

Enrolled at UCLA in January of 2022 after graduating from Duke and participated in 2022 spring ball ... enrolled in the Transformative Coaching and Leadership graduate program in the School of Education.

Duke

Appeared in 43 games and made 24 starts in his career for the Blue Devils.

2021

Starter in all 11 games ... posted three 100-yard receiving games -- 109 vs. Northwestern, 105 vs. Kansas, 102 vs. Louisville ... had season-high of 11 catches vs. Northwestern ... made at least five catches in nine games ... made 9 catches for 90 yards against North Carolina A&T ... also made 9 catches against Louisville ... had 7 receptions against Charlotte (81), Kansas and Pitt (43) ... caught season-long 48-yard pass vs. Kansas ... hauled in 37-yard scoring pass against Georgia Tech.

2020

Starter in all 11 games ... Academic All-ACC selection ... CoSIDA Academic All-District choice ... recipient of the Clarkston Hines Award, an honor presented to Duke's top receiver ... finished second on the squad with 32 receptions for a team-high 358 yards (11.19) with one TD ... returned two punts for six yards (3.00) ... posted a season-high six catches at N.C. State for 62 yards ... scored lone TD against the Wolfpack ... earned a season-best 70 yards on five catches, including a season-long 26-yard reception, against Syracuse ... posted 3+ receptions and 30+ receiving yards in six games ... had five receptions in games vs. Boston College (50 yds) and Miami (36) ... recorded punt returns in games with Virginia and N.C. State ... registered a season-long nine-yard return versus the Wolfpack ... on the field for 599 snaps.

2019

Played in eight games with two starts ... missed the first three games of the campaign while recovering from injury suffered during preseason camp ... earned starting assignments against Virginia Tech and Wake Forest ... awarded the team's Mike Suglia Award, which is presented annually to a second-year member of the Duke football program who best exemplifies the qualities of the late Mike Suglia ... finished with 10 receptions for 122 yards (12.20), returned two punts for 21 yards (10.50) and threw one incomplete pass ... posted a season-high four catches for 51 yards at North Carolina, including a season-long 17-yard reception, against the Tar Heels ... on the field for 260 snaps.

2018

Saw action in all 13 games ... caught 10 passes for 167 yards (16.70) and one TD vs. Temple ... returned one kickoff for 19 yards (19.00) and three punts for 14 yards (4.67) ... recorded season highs of two receptions and 35 receiving yards against N.C. Central ... caught first career TD pass from QB Daniel Jones in the Walk-On's Independence Bowl as Duke captured its third consecutive bowl crown with a 56-27 victory ... on the field for 241 snaps.

High School

Lettered four years at Belmont Hill School under coach Chris Butler ... three-star prospect according to ESPN.com, Rivals.com and 247Sports.com ... consensus top-six prospect in Massachusetts according to 247Sports.com (No. 4), Rivals.com (No. 4) and ESPN.com (No. 6) ... three-time first team All-Independent School League (ISL) selection ... as a senior, caught 34 passes for 514 yards and five TDs ... in junior season, totaled 31 receptions for 632 yards and 10 TDs ... during junior year, helped Belmont Hill to a 7-2 record including a 41-24 win over Wilbraham & Monson Academy in the Kevin Fleming Bowl to capture the New England Prep School championship ... also earned Boston Herald All-Scholastic honors following junior season ... as a sophomore, caught 30 passes for 652 yards and five TDs ... also lettered in basketball and track and field, earning All-ISL honors in both sports.

Personal

Majored in economics at Duke ... son of Casey and Mike Bobo ... father earned three letters (1989-91) in football at Dartmouth College and served as team captain in 1991 ... mother played ice hockey at Dartmouth ... grandfather, Keith Bobo, lettered three seasons (1971-73) in football at SMU and was a 12th-round selection of the Dallas Cowboys in the 1974 NFL Draft ... grandfather, David Hagerman, lettered four seasons (1965-68) in ice hockey at the University of New Hampshire ... aunt, Jamie Hagerman Phinney, lettered four seasons (2000-03) in ice hockey at Harvard University and earned a bronze medal as a member of the United States hockey team at the 2006 Olympic Games in Torino, Italy ... aunt, Kully Hagerman Reardon, played both field hockey and lacrosse at Middlebury College, scored the game-winning goal in overtime to lift the Panthers to the 1998 NCAA field hockey championship with a 3-2 victory over William Smith College and was a member of two NCAA championship lacrosse teams in 1997 and 1999 ... aunt, Whitaker Hagerman Willocks, lettered four seasons (2006-10) in lacrosse at the University of Virginia.

Career Highs

Receptions: 11 vs. Northwestern, 2021
Receiving Yards: 109 vs. Northwestern, 2021
TD Receptions: 1, last vs. Georgia Tech, 2021
Long Reception: 48 vs. Kansas, 2021

Receiving Statistics

Year	No	Yds	Avg.	TD	LG
2018 (Duke)	10	167	16.7	1	31
2019 (Duke)	10	122	12.2	0	17
2020 (Duke)	32	358	11.2	1	26
2021 (Duke)	74	794	10.7	1	48
Totals	126	1,441	11.4	3	48



RYAN CRAGUN

6-1 / 185 / Redshirt Senior
Receiver
Dana Point, Calif.
Penn / St. Margaret's Episcopal School

UCLA

Enrolled at UCLA in June of 2022 after graduating from Penn.

Penn

Ranks 10th in program history with 1,385 receiving yards.

2021

Appeared in eight games ... became the 21st player in program history to record 1,000 career receiving yards ... caught 35 passes for 500 yards and two touchdowns ... led the team in receptions and receiving yards ... had six catches for 110 yards and a TD at Bucknell ... caught eight passes for 96 yards at Lafayette ... had three catches for 84 yards versus Dartmouth ... caught five passes for 63 yards at Yale ... had four catches for 65 yards and a touchdown against Brown.

2020

All 2020 Ivy League fall sports were canceled on July 8 due to a nationwide outbreak of coronavirus COVID-19.

2019

Second Team All-Ivy ... Stats FCS National Offensive Player of the Week Honorable Mention on 10/28 ... appeared in nine games ... finished with 58 catches for 885 yards and three touchdowns ... averaged 98.3 yards receiving per game ... ranked third in the Ivy League in receptions, receiving yards and receiving yards per game ... ranked second in the Ivy League with 6.4 catches per game ... hauled in eight passes for 145 yards at Delaware ... caught eight passes for 128 yards and two touchdowns at Lafayette ... had 13 receptions for 208 yards at Yale (10/26) ... it was the fifth-most receiving yards in program history and tied for the fifth-most receptions in a game in school annals ... caught 11 passes for 144 yards and a touchdown against Brown ... had seven catches for 79 yards versus Princeton.

2018

Did not see any game action in his first year in the program.

High School

Four-year letterwinner ... two-time team captain ... played on 2014 CIF SS championship team ... two-time Academy League champion (2016, 2017) ... played on Division IV state finalist team ... 2017 All-State ... 2017 All-CIF ... 2017 All-League ... 2017 Academy League Offensive MVP ... 2016 third-team All-County ... two-time St. Margaret's Athlete of the Year ... Lettered three times in basketball ... served as basketball team captain ... lettered three times in track ... Headmaster's Honor Roll student.

Personal

Son of Cara and Mark Cragun ... older brother, Dalan, played football at Washington University of St. Louis ... graduated from the Wharton School at Penn.

Career Highs

Receptions: 13 vs. Yale, 2019
Receiving Yards: 208 vs. Yale, 2019
TD Receptions: 2 vs. Lafayette, 2019
Long Reception: 73 vs. Dartmouth, 2021

Receiving Statistics

Year	No	Yds	Avg.	TD	LG
2018 (Penn) did not see game action					
2019 (Penn)	58	885	15.3	3	45
2020 (Ivy League played no games)					
2021 (Penn)	35	500	14.3	2	73
Totals	93	1,385	14.9	5	73



JAYLIN DAVIES

5-11 / 180 / Redshirt Freshman
Defensive Back
Rancho Cucamonga, Calif.
Oregon / Mater Dei HS

UCLA

Enrolled at UCLA in Spring Quarter 2022 and participated in 2022 spring training.

Oregon

2021

Saw action in 2 games (Stony Brook and Oklahoma) ... credited with 3 tackles against the Sooners.

High School


A consensus four-star recruit and top-18 cornerback nationally by Rivals (No. 6), ESPN (No. 10) the 247 composite (No. 10) and 247Sports (No. 18) ... rated in the top 200 nationally by Rivals (No. 104), the 247 composite (No. 141) and ESPN (No. 156) ... consensus top-20 player from state of California by Rivals (No. 8), the 247 composite (No. 13), ESPN (No. 14) and 247Sports (No. 20) ... top four corner out of California by Rivals (No. 2), ESPN (No. 2), the 247 composite (No. 3) and 247Sports (No. 4) ... named to the PrepStar Top 150 Dream Team as the magazine's No. 82 player ... selected to the 2021 Under Armour All-American Game ... named to first-team MaxPreps 2020 Preseason High School All-American Football Team ... named to 2020 Preseason All-State High School Football First Team by MaxPreps ... as a junior, named to the first-team MaxPreps 2019 Football Junior All-American Team and the MaxPreps All-State Football First Team, while earning first-team All-CIF Southern Section Division 1 Team honors, *Orange County Register* first-team All-Orange County accolades and first-team All-Trinity League recognition ... three-year letterman before senior season was postponed because of COVID-19 ... helped Mater Dei to an 11-2 record and runner-up finish in the CIF Southern Section Playoffs ... finished season with 26 tackles, a tackle for loss, two interceptions and three passes deflected in nine games ... had five games with three-or-more tackles ... finished with a season-high five tackles and a pass breakup in win over Centennial ... five stops in CIF Southern Section championship game against St. John Bosco ... picked off a pass against Santa Margarita ... recorded an interception in regular-season matchup with St. John Bosco ... as a sophomore, named first-team Sophomore All-American by MaxPreps and the CalHiSports All-State Sophomore Team ... helped team to a 13-2 record and the 2018 CIF State Football Open Division championship and the CIF Southern Section Division 1 championship ... had 25 tackles (23 solo), a tackle for loss, 10 passes deflected and a forced fumble for the season ... finished with three games with three-plus tackles, had six games with at least one PD ... finished with a career-high six tackles in Open Division bowl win over De La Salle while adding two PD and a TFL ... tallied five tackles and a PD in a win over Orange Lutheran ... finished with a career-best three PD and a tackle in win over Centennial ... had two passes deflected in CIF Southern Section Division 1 Playoff championship game win over St. John Bosco ... As a freshman, picked off a pass in the one varsity game he played in.

Career Highs

Tackles: 3 vs. Oklahoma, 2021
Tackles for Loss: na
Sacks: na

Tackle Statistics

Year	TT	T-AT	Sacks	TFL	INT (TD)
2021 (Oregon)	3	0-3	0.0-0	0.0-0	0 (0)



LIAM DOUGLASS

6-5 / 315 / Senior
Offensive Line
Topanga, Calif.
USC / Harvard-Westlake School

UCLA
Enrolled at UCLA in June of 2022.

USC
2021
Saw action in nine games as a reserve along the offensive line and on special teams for the Trojans (WSU, Oregon State, Colorado, Utah, Notre Dame, Arizona, ASU, BYU, Cal).

2020
Saw action as a backup guard and tackle and on special teams in 5 games (all but Washington State).

2019
Saw action at offensive guard and tackle as a backup in 3 games (Arizona, California, UCLA) as a redshirt freshman.

2018
Did not see game action in his first year in the program ... won USC's Co-Offensive Service Team Player of the Year Award.

High School
He made 2017 *Tacoma News Tribune* Western 100, *USA Today* All-California second team, *Cal-Hi Sports* All-State second team, *Cal-Hi Sports* All-State Medium Schools first team, *PrepStar* All-Western Region, All-CIF Division 5 and *Los Angeles Daily News* All-Area first team as a senior 2-way lineman (tackle on offense) at Harvard-Westlake School in Studio City (Calif.) ... in 2017, he had 16 tackles, with 4 sacks, and a forced fumble on defense.

Personal
Son of Bill and Sahaja Douglass ... has a younger brother ... lists the NFL's Andrew Whitworth and MLB's Barry Bonds as the athletes he most admires ... hobbies included collecting sports cards, barbecue cooking and four wheeling ... was a communications major at USC and completed his master's degree in Entrepreneurship and Innovation at the USC Marshall School of Business ... made the 2019 and 2020 Pac-12 Academic Honor Roll.



TJ HARDEN

6-2 / 210 / Freshman
Running Back
Los Angeles, Calif.
Inglewood HS

UCLA
Enrolled at UCLA for the Spring Quarter, in March 2022, and participated in 2022 spring training.

High School
Three-star recruit according to 247Sports, ESPN and Rivals ... No. 53 running back by 247Sports ... top-60 prospect in state of California by 247Sports (58) and ESPN (59) ... No. 119 prospect in West region by ESPN ... rushed for more than 1,400 yards and 19 touchdowns in 2021 ... named Ocean League Offensive Player of the Year in 2021 ... Sentinels won Ocean League title and reached CIF Southern Section 2 semifinals in 2021.

Personal
Full name is Tomarion Harden ... son of LaTanya Harden ... has one sister.



AZIZI HEARN

6-2 / 206 / Redshirt Senior
Defensive Back
Oceanside, Calif.
Wyoming / Arizona / Oceanside HS

UCLA
Participated in 2022 spring training.

(Wyoming)
2021
Started all 12 games ... named second-team all-conference by Pro Football Focus ... matched his career-high with seven tackles against Hawai'i ... credited with 30 tackles on the season ... second on the team with five pass breakups.

2020
Appeared in all six games with six starts ... one of the leaders of the defense, he was credited with 13 tackles, nine solo stops ... led the team with four pass breakups ... had a career-high seven tackles with five solo stops and two assisted tackles against Colorado State ... recorded three tackles and two pass breakups against Nevada.

2019
Had a strong first season with the Cowboys ... played in all 13 games with 10 starts ... finished the season 37 total tackles, 26 solo stops ... added a tackle for loss and four pass breakups ... recorded a career-high five tackles in four games against Tulsa, UNLV, Nevada and Boise State ... totaled three tackles and two pass breakups against San Diego State.

(Arizona)
2018
Started the final three games of the season at cornerback as a redshirt freshman ... played in all 12 games and recorded 26 tackles, including 20 solo tackles ... had 1.0 tackle for a loss, broke up one pass and returned a fumble 34 yards for a touchdown ... his 34-yard fumble return came in a 24-17 home win over California after teammate, linebacker Colin Schooler, intercepted a Cal pass but during the interception return fumbled the ball which Hearn then picked up and returned it 34 yards for a score that gave Arizona a 17-14 lead on way to a 24-17 victory ... his three starts came against Colorado, on the road at No. 8 Washington State and against Arizona State.

2017
Enrolled at the University of Arizona, but did not see game action.


High School
Three-time team captain at Oceanside, Calif. High School ... named his team's Most Valuable Player as a senior ... two-time All-Conference and All-District honoree ... also an outstanding receiver and kick returner in high school ... helped lead his Oceanside High team to the Quarterfinals of the 2016 CIF San Diego Section state playoffs in the Open Division as a senior.

Personal
Son of David and Dulcinea Hearn ... has three brothers and two sisters ... lists the athletes he most admires as the NFL's Deion Sanders, Emmitt Smith and Barry Sanders and the NBA's LeBron James and Kobe Bryant ... hobbies include reading, watching film, watching movies and spending time with loved ones ... loves to travel and has been to multiple countries overseas.

Career Highs
Tackles: 7, last vs. Hawai'i, 2021
Tackles for Loss: 1.0, last vs. Tulsa, 2019
Sacks: none

Tackle Statistics

Year	TT	T-AT	Sacks	TFL	INT (TD)
2017	did not see game action				
2018 (UA)	26	20-6	0.0-0	1.0-1	0 (0)
2019 (Wyo)	37	26-11	0.0-0	1.0-2	0 (0)
2020 (Wyo)	12	9-3	0.0-0	0.0-0	0 (0)
2021 (Wyo)	30	22-8	0.0-0	0.0-0	0 (0)
Totals	105	77-28	0.0-0	2.0-3	0 (0)



SEAN
HOLLAND

6-2 / 215 / Redshirt Senior
Quarterback
Londonderry, N.H.
Fordham / Nashua HS South

UCLA

Enrolled at UCLA in the summer of 2022 after graduating from Fordham.

(Fordham)

2021

Appeared in all 11 games, serving as the holder for all placekicks ... also saw some time at quarterback ... rushed twice for 45 yards and one touchdown on the season ... ran for a touchdown against Wagner ... did not complete his only pass attempt of the season.

2020

Appeared in three games, serving as the hold for all placekicks ... also saw time at quarterback.

2019

Appeared in ten games, serving as the holder for placekicks.

2018


Appeared in all eleven games as a freshman, serving as the holder for placekicks.

High School

Named 2017 Division 1 Player of the Year by NHSportspage ... USA Today First Team All-State quarterback ... two-time All-Conference selection ... three-year starter and two-year captain ... also a member of the basketball and lacrosse teams at Nashua South ... 2018 Academic All-American in lacrosse ... 2017 First Team All-State midfielder ... Scored over 100 career goals ... member of the National Honor Society, English Honor Society and Science Honor Society ... four-year member of the Athletic Leadership Council.

Personal

Son of Michele and Jerry Holland ... has three older sisters (Kaitlyn, Maeve, and Breda) ... earned degree in economics from Fordham.



JAYLAN
JEFFERS

6-5 / 304 / Redshirt Sophomore
Offensive Line
Phoenix, Ariz.
Oregon / Saguario HS

UCLA

Enrolled at UCLA in June of 2022.

(Oregon)

2021

Appeared in one game (Stony Brook) ... worked as a backup tackle along the offensive line.

2020

Did not see game action in his first year at Oregon.

High School

Consensus three-star and top 20 prospect in Arizona by ESPN, Rivals and 247Sports ... rated the No. 2 offensive tackle in Arizona and No. 11 prospect in the state by ESPN and 247Sports ... rated the No. 433 overall prospect and No. 37 offensive tackle by 247Sports ... ranked the No. 17 recruit in Arizona and No. 3 offensive tackle in the state by Rivals ... received PrepStar All-Western Region recognition ... three-year letterman at Saguario High School ... first-team Arizona all-state selection by MaxPreps as a senior ... received first-team 4A All-Desert Sky Region recognition ... paved the way for Saguario to average 242.0 rushing yards per game, averaging 10.2 yards per carry ... led the Sabercats to a state open division runner-up finish ... ranked the No. 14 prospect in the state on the Arizona Republic's Big 150 list prior to senior season ... key part of Saguario's back-to-back 4A state title teams in 2017 and 2018 ... opened holes for an offense that averaged 230.2 yards per game on the ground with 52 rushing touchdowns in 14 games as a junior ... part of an offensive line that led the way for 172.5 rushing yards per game and 38 rushing touchdowns as a sophomore.

Personal

Son of Leonard Jeffers and Erika Shelton ... has two brothers ... hobbies include fishing.



LAIATU LATU

6-4 / 265 / Redshirt Junior
Linebacker
Sacramento, Calif.
Washington / Jesuit HS

UCLA

Enrolled at UCLA in January of 2022 and participated in spring training.

(Washington)

2021

Did not see game action.

2020

Did not see game action.

2019

Played in 12 of 13 games (not vs. Hawai'i) as a true freshman ... saw action in the Huskies' win over Eastern Washington, finishing with two tackles ... one of his two stops vs. EWU as a TFL in the end zone that resulted in a safety ... two tackles, including half of a sack, vs. California ... made three tackles in the win at BYU ... had one tackle in the victory over USC ... saw action at Stanford ... made two stops in the UW win at Arizona ... had four tackles vs. Oregon ... batted down a pass in the Apple Cup win over WSU ... made two tackles in the Las Vegas Bowl win over Boise State.

High School

Played outside linebacker and tight end at Jesuit ... named to the *USA Today's* All-California first team ... as a senior, credited with 94 total tackles, including 29.5 tackles for loss ... also caught 13 passes for 272 yards in 2018 ... helped team to a 7-6 overall record and the semifinals of the CIF Sac-Joaquin Division 2 playoffs ... as a junior in 2017, notched 65 tackles, including 17 for loss and 12 sacks ... named the Delta League's co-All-Purpose Player of the Year as a junior ... also named to the *Sacramento Bee's* All-Metro first team as an all-purpose selection ... helped the Marauders to a 10-3 record and the Sac-Joaquin Division I semifinals in 2017 ... played on the varsity as a sophomore in 2016 ... team went 9-4 and made the Division II semifinals that year ... chosen to play in the Polynesian Bowl ... ranked the No. 112 overall prospect and No. 6 weakside defensive end in the nation by 247Sports, who also listed him as the No. 19 recruit in California ... ranked in ESPN's top 300 and rated the nation's No. 122 overall recruit and No. 4 DE by Rivals.com ... played for coach Marlon Blanton.

Personal

Son of Kerry Latu ... has a brother and two sisters.

Career Highs

Tackles: 4 vs. Oregon, 2019

Tackles for loss: 1.0 vs. Eastern Washington, 2019

Sacks: 0.5 vs. California, 2019

Tackle Statistics

Year	TT	T-AT	Sacks	TFL	INT (TD)
2019 (UW)	16	11-5	0.5-4	1.5-5	0 (0)
2020 (UW)	did not see game action				
2021 (UW)	did not see game action				
Totals	16	11-5	0.5-4	1.5-5	0 (0)



JADYN MARSHALL

6-1 / 180 / Freshman
Wide Receiver
Stockton, Calif.
St. Mary's HS

UCLA

Enrolled at UCLA in summer of 2022.

High School

Four-star recruit according to 247Sports, ESPN and Rivals ... ranked No. 167 overall by 247Sports ... ranked No. 287 overall by ESPN ... No. 29 wide receiver by 247Sports ... No. 12 prospect in state of California by 247Sports ... No. 44 prospect in West region by ESPN ... rushed 87 times for 982 yards and 11 touchdowns in 2021; also caught 29 balls for 563 yards and five touchdowns, recorded eight kickoff returns for 240 yards and one touchdown and returned 10 punts for 87 yards and one touchdown ... Rams won TCAL title and reached Sac-Joaquin Section Division 1 championship game in 2021 ... named to roster for 2022 Polynesian Bowl ... also competed for basketball and track and field teams at St. Mary's.

Personal

Son of Jamar Marshall and Sheree Parker ... has two older brothers ... his brother, Jamar Jr., attends Arizona State and is a two-time Pac-12 champion in the 110 hurdles and has earned All-America honors in track and field ... the NFL's Deebo Samuel is the athlete he most admires ... hobbies include playing video games, checkers and go-karting.



JUSTYN MARTIN

6-4 / 222 / Freshman
Quarterback
Inglewood, Calif.
Inglewood HS

UCLA

Enrolled at UCLA in January of 2022 ... participated in 2022 spring training.

High School

Four-star recruit according to 247Sports, ESPN and Rivals ... ranked No. 228 overall by Rivals ... ranked No. 276 overall by ESPN ... No. 14 pro-style quarterback by Rivals ... No. 17 quarterback by 247Sports ... No. 13 prospect in state of California by Rivals ... No. 41 prospect in West region by ESPN ... passed for more than 2,100 yards and 41 touchdowns in 2021 ... Sentinels won Ocean League title and reached CIF Southern Section Division 2 semifinals in 2021 ... also competed for the track and field team at Inglewood.

Personal

Son of Donald and LaTrisha Martin ... has an older brother ... list the NFL's Josh Allen as the athlete he most admires ... hobbies include playing video games and going to the beach ... loves to cook.



TITUS MOKIAO-ATIMALALA

6-1 / 184 / Sophomore
Wide Receiver
Ewa Beach, Hawaii
Univ. of Central Florida / Campbell HS

UCLA

Enrolled at UCLA in January of 2022 and participated in spring training.

Univ. of Central Florida 2021

Appeared in all 12 regular season games, making one start (Memphis) ... caught 10 passes for 91 yards and one touchdown ... also returned three kickoffs for 68 yards, an average of 22.7 yards per return, and 12 punts for 95 yards, an average of 7.9 yards per punt return ... made his debut against Boise State and caught three passes (19 yards) and an 8-yard touchdown ... returned two punts vs. Bethune-Cookman (19 yds) and one kickoff ... returned a kickoff vs. Navy (37 yds) ... had one catch (16 yds) vs. East Carolina ... made first start vs. Memphis and caught one pass ... returned a kickoff (26 yds) vs. SMU ... caught one pass (17 yds) and made one punt return (39 yds) vs. South Florida.

High School

Played wide receiver and safety at James Campbell HS in Ewa Beach, Hawaii ... fourth-leading career receiver in Hawai'i prep history with 32 games, 170 receptions for 2,915 yards and 37 TDs ... did not play 2020 senior season due to pandemic ... had 62 receptions for 1,136 yards and 18 TDs as junior in 2019 ... named 2019 Cover2 Marcus Mariota Player of the Year by *KHON2 News* in Honolulu ... first-team all-state selection in 2019 and 2018 by *Honolulu Star-Advertiser* ... first-team all-USA Hawaii in 2019 and 2018 by *USA Today* ... as sophomore, hauled in 75 passes for 1,385 yards (fourth-highest yardage total in Hawai'i prep history) and 14 TDs in 2018 ... also returned five interceptions for TDs in 2018 ... as freshman in 2017 made 33 catches for 394 yards and five TDs ... played for coach Darren Johnson.

Personal

Son of Robert Atimalala and Tammie Mokiao-Atimalala ... has one brother, Tamatoa, who plays football at Hawai'i ... has three younger sisters.

Career Highs

Receptions: 3 vs. Boise State, 2021
Receiving Yards: 26 vs. UConn, 2021
TD Receptions: 1 vs. Boise State, 2021
Long Reception: 17, last vs. South Florida

Receiving Statistics

Year	No	Yds	Avg.	TD	LG
2021 (UCF)	12	102	8.5	1	17

Punt Return Statistics

Year	No	Yds	Avg.	TD	LG
2021	13	95	7.3	0	39

Kickoff Return Statistics

Year	No	Yds	Avg.	TD	LG
2021	3	68	22.7	0	37



DARIUS MUASAU

6-1 / 230 / Senior
Linebacker
Ewa Beach, Hawaii
Hawai'i / Mililani HS

UCLA

Enrolled at UCLA in January of 2022 and participated in spring training.

Hawai'i

Appeared in 37 games and made 25 career starts for Hawai'i.

2021

Named to the All-Mountain West first team ... eclipsed 100 tackles for the second straight year with a team-high 109 (64 solo) ... led UH in tackles for loss (14.0) and sacks (7.0) ... tied for second nationally with five forced fumbles ... had seven games with 10 or more tackles ... has made 25 career starts for UH.

2020

Named to the All-Mountain West first team ... earned Phil Steele All-America honorable mention ... one of five finalists for the Polynesian College Football Player of the Year award ... led Mountain West and ranked fourth nationally in solo tackles per game (7.6) ... finished with 104 overall tackles, while also leading the team in tackles-for-loss (9.5) sacks (4.5), and quarterback hurries (7) ... one of just two UH players in the last nine seasons to hit the century mark in season tackles and did so in an abbreviated campaign ... tallied 10 or more tackles in seven of nine contests ... ranked fifth nationally in tackles per game (11.8) ... recorded 14 tackles and a sack to help key UH's win over previously undefeated Nevada ... named Mountain West Player of the Week following a career-high 18-tackle performance in UH's win over UNLV ... named the New Mexico Bowl Most Outstanding Defensive Player after posting nine tackles, a sack, three quarterback hurries and snagging his first career interception ... earned academic All-Mountain West honors.

2019

Played in all 15 games with four starts at linebacker ... named the team's Dick Tomey Special Teams MVP ... finished third on the team with 61 tackles, including 44 solo ... had 3.0 tackles-for-loss and recovered two fumbles ... tallied a season-high 11 tackles in a win over Army ... also had nine tackles and two fumble recoveries against Fresno State ... earned academic All-Mountain West honors ... earned UH Scholar-Athlete Award.

High School

Garnered *Honolulu Star-Advertiser* and ScoringLive all-state first team honors as a senior ... finalist for *KHON's* Cover2 Defensive Player of the Year award ... recorded 38.5 tackles, one sack, and two interceptions in eight games played ... team captured the 2016 Division I state title and finished runner-up for the 2018 Open Division state title ... also earned all-state mention as a junior ... selected to play in the 2019 Polynesian Bowl.

Personal

Son of Matthew and Felisa Muasau ... was born in San Diego ... has five brothers.

Career Highs

Tackles: 18 vs. UNLV, 2020
Tackles for loss: 3.0 at New Mexico State, 2021
Sacks: 2.0, last vs. Colorado State, 2021
Interceptions: 1, last vs. New Mexico State, 2021
Long Reception: 17, last vs. South Florida

Tackle Statistics

Year	TT	T-AT	Sacks	TFL	INT (TD)
2019 (UH)	61	44-17	0.0-0	3.0-8	0 (0)
2020 (UH)	104	68-36	4.5-15	9.5-23	1 (0)
2021 (UH)	109	64-45	7.0-47	14.0-64	1 (0)
Totals	274	176-98	11.5-62	26.5-95	2 (0)



GABRIEL MURPHY

6-3 / 262 / Redshirt Sophomore
 Defensive Line
 Dallas, Texas
 North Texas / Bishop Lynch HS

UCLA

Enrolled at UCLA in Spring Quarter 2022 and participated in 2022 spring training.

North Texas

Appeared in 24 games and made 15 starts in his North Texas career after enrolling in 2019.

2021

Made 13 starts ... named to the second team All-Conference USA (PFF) ... credited with 52 tackles, 12.0 TFLs and 7.0 sacks with two forced fumbles, a fumble recovery, nine quarterback hurries and three pass breakups ... seven tackles, 1.5 TFL and one sack in Frisco Football Classic loss to Miami ... two TFLs with a sack, a fumble recovery, a quarterback hurry and a pass breakup against UTSA ... seven tackles, 1.5 TFLs and half a sack with two pass breakups at FIU ... six tackles, 1.5 TFLs and a sack with a QB hurry against UTEP ... half a sack at Southern Miss. ... five tackles, a TFL and half a sack at Rice ... three tackles, a TFL and half a sack with four quarterback hurries against Liberty ... six tackles, a sack and forced a fumble against Marshall ... three tackles with a TFL at Missouri ... five tackles, a sack and a forced fumble alongside a quarterback hurry at Louisiana Tech ... tackle and a quarterback hurry against Northwestern State.

2020

Appeared in 7 games, making 2 starts ... Had 18 tackles (10 solo, 8 assisted), 5.5 for loss, a team-high 4.5 sacks, two quarterback hurries and a forced fumble ... three tackles, one for loss and a sack in win vs. UTEP ... pair of tackles and one for loss vs. Louisiana Tech ... four tackles, one for loss and a sack during his first career start at UTSA ... career-high six tackles, with 1.5 for loss, 1.5 sacks, a forced fumble and a pair of quarterback hurries in win vs. Rice ... two tackles, one for loss and his first career sack in win at Middle Tennessee ... made his season debut and had a tackle vs. SMU.

2019

Redshirted his first year at North Texas after appearing in just four games ... made his collegiate debut and posted one tackle in the season-opening win vs. Abilene Christian.

High School

Attended Bishop Lynch HS ... rated a 3-star recruit by ESPN, 247Sports, Rivals and 247Sports Composite ... ranked the No. 114 outside linebacker in the nation and the No. 202 recruit in Texas by ESPN ... ranked the No. 84 outside linebacker in the nation and the No. 142 recruit in Texas by 247Sports ... ranked the No. 78 outside linebacker in the nation and the No. 150 recruit in Texas by 247Sports Composite ... ranked the No. 66 recruit in Dallas-Fort Worth by the *Dallas Morning News* ... as a senior, had 35 solo tackles, 54 assisted, 11 tackles for loss, 1.5 sacks, 15 QB hurries, two forced fumbles and one interception.

Career Highs

Tackles: 7 vs. Miami, OH, 2021
 Tackles for Loss: 1.5 vs. Rice, 2020
 Sacks: 1.5 vs. Rice, 2020

Tackle Statistics

Year	TT	T-AT	Sacks	TFL	INT (TD)
2019 (N Tex.)	1	1-0	0.0-0	0.0-0	0 (0)
2020 (N Tex.)	18	10-8	4.5-37	5.5-38	0 (0)
2021 (N. Tex.)	52	20-32	7.0-46	12.0-61	0 (0)
Totals	71	31-40	11.5-83	17.5-99	0 (0)



GRAYSON MURPHY

6-3 / 262 / Redshirt Sophomore
 Defensive Line
 Dallas, Texas
 North Texas / Bishop Lynch HS

UCLA

Enrolled at UCLA in Spring Quarter 2022 and participated in 2022 spring training.

North Texas

Appeared in 25 games and made 14 starts in his North Texas career after enrolling in 2019.

2021

Appeared in 13 games with 12 starts at DE ... named to the third team All-Conference USA (PFF) and honorable mention All-CUSA (Coaches) ... totaled 38 tackles, 12.5 TFLs and 8.5 sacks with two forced fumbles, one recovery for a touchdown and nine quarterback hurries ... five tackles, 2.0 TFL and one sack in Frisco Football Classic loss to Miami ... five tackles with three sacks, a forced fumble and a quarterback hurry against UTSA ... one tackle at FIU ... three tackles, 1.5 TFLs and three quarterback hurries against UTEP ... recovered a fumble at Southern Miss. ... two tackles with a sack and a quarterback hurry at Rice ... five tackles with three TFLs, 2.5 sacks and two quarterback hurries against Liberty ... three tackles with a TFL at Missouri ... four tackles with a quarterback hurry at Louisiana Tech ... two tackles with a sack and a forced fumble against Northwestern State.

2020

Appeared in 8 games, making 2 starts ... finished with 19 tackles (7 solo, 12 assisted), 4.0 for loss, 3.0 sacks and four quarterback hurries ... had a tackle in the Myrtle Beach Bowl vs. Appalachian State ... made one tackle in the win vs. UTEP ... had a pair of tackles, a sack and a tackle for loss vs. Louisiana Tech ... three tackles and a quarterback hurry at UTSA ... six tackles, 2.0 for loss and 2.0 sacks, all career-highs, in his first career start in the win vs. Rice ... three tackles, one for loss and three quarterback hurries in the win at Middle Tennessee ... recorded three tackles in the season-opening win vs. HBU on 9/5

2019

Redshirted his first year at North Texas after appearing in just four games ... made his collegiate debut at SMU.

High School

Attended Bishop Lynch HS ... rated a 3-star recruit by ESPN, 247Sports, Rivals and 247Sports Composite ... No. 43 inside linebacker in the nation and No. 203 recruit in Texas by ESPN ... rated No. 92 inside linebacker in the nation and No. 157 recruit in Texas by 247Sports ... ranked the No. 79 inside linebacker in the nation and the No. 151 recruit in Texas by 247Sports Composite ... No. 70 recruit in Dallas-Fort Worth by the *Dallas Morning News* ... as a senior, had 35 solo tackles, 44 assisted, 15 tackles for loss, 5 sacks, 12 QB hurries, six forced fumbles and three interceptions.

Career Highs

Tackles: 5, last vs. Miami, OH, 2021
 Tackles for Loss: 3.0, last vs. UTSA, 2021
 Sacks: 3.0 vs. UTSA, 2021

Tackle Statistics

Year	TT	T-AT	Sacks	TFL	INT (TD)
2019 (N Tex.)	0	0-0	0.0-0	0.0-0	0 (0)
2020 (N Tex.)	19	7-12	3.0-25	8.5-53	0 (0)
2021 (N. Tex.)	38	18-20	8.5-53	14.5-75	0 (0)
Totals	57	25-32	11.5-78	23.0-128	0 (0)



**RAIQWON
O'NEAL**

6-4 / 305 / Redshirt Junior
Offensive Line
Conway, S.C.
Rutgers / Conway HS

UCLA

Enrolled at UCLA in June of 2022.

Rutgers

Appeared in 32 career games for Rutgers along the offensive line.

2021

Played in 11 games with nine starts at left tackle ... selected honorable mention All-Big Ten by Pro Football Focus (PFF) ... started at left tackle in the TaxSlayer Gator Bowl versus No. 20 Wake Forest ... scored second career touchdown on a seven-yard rush in win at Indiana ... helped offense rush for 230 yards and allowed no sacks in the win at Illinois ... started at left tackle with no sacks allowed and six rushing touchdowns as a team in the win over Temple.

2020

Started eight games at left tackle ... named honorable mention All-Big Ten in the media vote ... helped Rutgers post a program-high 26.7 points per game in a Big Ten season ... part of a unit that rushed for a season-high 235 yards in the win at Maryland ... scored a four-yard rushing touchdown at No. 3 Ohio State ... kept the ball alive during a lateral play against No. 17 Indiana ... started at left tackle as the team scored touchdowns on all four trips to the red zone to beat Michigan State in the season opener.

2019

Played in nine games with four starts at left tackle ... returned to the field versus Liberty and part of unit to lead team to 271 rushing yards ... helped offense to 554 total yards and only one sack allowed in the season-opening win over Massachusetts.

2018

Played in four games ... made collegiate debut in the season opener against Texas State with action at left tackle ... enrolled in January and participated in spring practice.

High School

Coached by Carlton Terry at Conway ... helped guide the Tigers to a 10-2 record and a Region 6-5A Championship ... named to *The Sun News'* 2017 Toast of the Coast First Team ... member of an offensive line that helped team rush for 2,600 yards, averaging 200 yards per game and 35 total touchdowns on the ground in 2017 ... Conway receivers caught 120 passes for 2,125 yards and 18 touchdowns ... recorded nine tackles, including one tackle-for-loss and three sacks on defense ... served as team captain as a senior ... selected to play in the Offense-Defense All-American Bowl ... was named 5A Lower State Lineman of the Year ... competed in the Shrine Bowl of the Carolinas, pitting the best players from North Carolina and South Carolina in an all-star game ... went 8-5 overall as a junior ... rated the No. 17 recruit in South Carolina by 247Sports.

Personal

Son of Malik Akram and Dina O'Neal-Akram ... has two older sisters ... was an art major at Rutgers.



**JACK
PEDERSEN**

6-4 / 252 / Freshman
Running Back
Murrieta, Calif.
Vista Murrieta HS

UCLA

Enrolled at UCLA in June 2022.

High School

Four-star recruit according to 247Sports, ESPN ... three-star recruit according to Rivals ... ranked No. 158 overall by ESPN ... No. 2 tight end/Y by ESPN ... No. 12 prospect in state of California by ESPN ... No. 19 prospect in West region by ESPN ... posted 21 catches for 283 yards and six touchdowns in 2021 ... Broncos reached CIF Southern Section Division 2 quarterfinal round in 2021 ... selected to compete in 2022 Under Armour All-America Game ... named to roster for 2022 Polynesian Bowl ... also competed for the baseball team at Vista Murrieta.

Personal

Son of Jon and Kim Pedersen ... has a younger sister ... dad played football at Nebraska ... lists his favorite athlete as Rob Gronkowski ... hobbies include collecting sports cards and playing video games.



**BRADEN
PEGAN**

6-4 / 195 / Freshman
Wide Receiver
San Juan Capistrano, Calif.
San Juan Hills HS

UCLA


Enrolled at UCLA June 2022.

High School

Three-star recruit according to 247Sports and Rivals ... No. 66 wide receiver by 247Sports ... No. 42 prospect in state of California by 247Sports ... recorded 72 receptions for 971 yards and 14 touchdowns in 2021 ... also played defensive back for SJHHS, logging 15 total tackles, one interception and two pass breakups in 2021 ... named to All-South Coast League First Team in 2021.

Personal

Son of Jeremy and Erin Pegan ... has one sister.



KAMARI RAMSEY

6-1 / 204 / Freshman
Defensive Back
Palmdale, Calif.
Sierra Canyon HS

UCLA

Enrolled at UCLA in June of 2022.

High School

Four-star recruit according to 247Sports, ESPN and Rivals ... ranked No. 163 overall by ESPN ... ranked No. 177 overall by 247Sports ... ranked No. 198 overall by Rivals ... No. 10 safety by ESPN ... top-20 prospect in state of California for Rivals (12), ESPN (13) and 247Sports (14) ... No. 20 prospect in West region by ESPN ... tallied 58 total tackles, 3.0 tackles for loss, one sack, two interceptions, seven pass breakups, one fumble forced and two fumbles recovered in 2021 ... Trailblazers won Gold Coast League championship and reached CIF Southern Section Division 2 semifinals ... named to roster for 2022 Polynesian Bowl.

Personal

Son of Stacy and Nicole Ramsey ... has one older brother and one older sister ... the athlete he most admires is Derwin James of the LA Chargers ... hobbies include video games, shopping and photography ... likes to play chess.



CARSEN RYAN

6-4 / 248 / Freshman
Running Back
Orem, Utah
American Fork HS

UCLA

Enrolled at UCLA in January of 2022 and participated in 2022 spring practice.

High School

Four-star recruit according to ESPN and Rivals ... three-star recruit according to 247Sports ... ranked No. 254 overall by ESPN ... No. 3 tight end/Y by ESPN ... top-10 prospect in state of Utah by 247Sports (8), ESPN (2) and Rivals (3) ... No. 33 prospect in West region by ESPN ... caught 53 balls for 609 yards and three touchdowns in 2020 ... Cavemen reached UHSSA 6A state quarterfinal round in 2020 ... selected to 2020 Utah MaxPreps All-State First Team ... played his senior year at American Fork HS after he attended Timpview HS for his first three years of high school.

Personal

Son of Chas and Danielle Ryan ... has one younger brother and two younger sisters ... enjoys video games, reading and playing pickleball in his spare time.



GARY SMITH III

6-2 / 320 / Junior
Defensive Line
Shelbyville, Tennessee
Duke / Shelbyville Central HS

UCLA

Enrolled at UCLA in Spring Quarter 2022 and participated in 2022 spring training.

Duke

Appeared in 19 games in his Duke career after enrolling in 2020.

2021

Saw action in 9 games, all starts at DT ... credited with 24 tackles, including 2.5 tackles for loss and a sack ... recorded five tackles against Northwestern ... had four tackles against both Kansas and North Carolina ... added a tackle for loss in the UNC game ... had three stops, including 0.5 tackles for loss, vs. Pitt ... made two tackles, including a sack, vs. UVA ... made one pass break up vs. Georgia Tech ... two stops vs. both Virginia Tech and Wake Forest.

2020

Played in 10 games, missing action against North Carolina ... totaled nine tackles, including five solo stops ... recorded two tackles against Virginia Tech and Miami ... had single stop in games against Notre Dame, UVA, NC State, Georgia Tech and Florida State ... on the field for 148 snaps.

High School

Lettered four years at Shelbyville Central High School under coach Justin Palmer ... consensus three-star prospect by ESPN.com, 247Sports.com and Rivals.com ... charted by ESPN.com as the No. 89 defensive tackle in the nation ... compiled 166 tackles and 6.5 sacks over final two seasons ... four-time all-region honoree and two-time defensive MVP ... all-state selection following senior season ... helped Shelbyville Central to four straight state playoff appearances and a 34-14 record.

Personal

Son of Telisha Sparrow ... lists his biggest sports thrill as recording his first sack against rival North Carolina ... lists the NFL's Aaron Donald as the athlete he most admires ... hobbies include listening to music, gaming and acting ... his cousin is Keon Johnson of the NBA's Portland Trailblazers ... his aunt, Conswella Johnson, was a two-time All-SEC performer in women's basketball at Auburn.

Career Highs

Tackles: 5 vs. Northwestern, 2021

Tackles for Loss: 1.0, last vs. Virginia, 2021

Sacks: 1.0 vs. Virginia, 2021

Tackle Statistics

Year	TT	T-AT	Sacks	TFL	INT (TD)
2020 (Duke)	9	5-4	0.0-0	0.0-0	0 (0)
2021 (Duke)	24	8-16	1.0-3	2.5-6	0 (0)
Totals	33	13-20	1.0-3	2.5-6	0 (0)



CLINT STEPHENS

6-1 / 190 / Freshman
 Defensive Back
 Long Beach, Calif.
 Inglewood HS

UCLA

Enrolled at UCLA for the Spring Quarter and participated in 2022 spring training.

High School

Four-star recruit according to ESPN and Rivals ... three-star recruit according to 247Sports ... ranked No. 280 recruit overall by ESPN ... No. 21 athlete by Rivals ... No. 41 wide receiver by ESPN ... No. 20 prospect in state of California by Rivals ... No. 42 prospect in West region by ESPN ... totaled 50 total tackles, 5.0 tackles for loss, one sack and six pass breakups in 2021 ... Sentinels won Ocean League title and reached CIF Southern Section Division 2 semifinals in 2021 ... chosen to the West team for 2022 All-American Bowl.

Personal

Son of Richard and Wendy Stephens ... has two sisters.



CROIX STEWART

6-2 / 190 / Freshman
 Defensive Back
 Vallejo, Calif.
 Benicia HS

UCLA


Enrolled at UCLA in June of 2022.

High School

Three-star recruit according to 247Sports, ESPN and Rivals ... No. 55 safety by 247Sports ... No. 83 cornerback by ESPN ... top-70 prospect in state of California by 247Sports (62) and ESPN (64) ... No. 127 prospect in West region by ESPN ... recorded 67 total tackles, 11.0 tackles for loss, 2.0 sacks, two interceptions, five pass breakups and one fumble forced in 2021 ... Panthers shared Diablo Athletic League title and reached CIF North Coast Section Division 3 championship game in 2021.

Personal

Son of Eric and Qwen Stewart ... has two brothers and two sisters.



JACOB SYKES

6-3 / 277 / Redshirt Senior
 Defensive Line
 Kansas City, Mo.
 Harvard / Rockhurst HS

UCLA

Enrolled at UCLA in June of 2022.

Harvard

2021

First-Team All-Ivy League honors ... Phil Steele All-Ivy League First Team ... NFF Hampshire Honor Society ... 2021 FCS ADA Academic All-Star Team selection ... played in all 10 games ... tallied two sacks on three solo tackles in win over Georgetown ... two tackles and a quarterback hurry in a win over Holy Cross ... recorded four total tackles in win over Cornell ... tallied five tackles, including a career-high 2.5 sacks for a total of 24 yards, in win over Lafayette ... had two tackles and a sack for an eight-yard loss at Princeton ... totaled four tackles, including 0.5 sacks, a forced fumble, and a quarterback hurry ... made three tackles and added a tackle-for-loss against Columbia ... had a tackle-for-loss against Penn ... two tackles in The Game at Yale ... on the season, had 29 tackles, 8.0 tackles-for-loss, and a team-high 7.0 sacks. to go along with 2 quarterback hurries and a forced fumble.

2020

Did not compete due to season cancellation for pandemic by the Ivy League.

2019

Played in all 10 games ... picked up career-high two tackles for loss and five total tackles against Brown, including one sack ... had two tackles, including one for loss, in the season debut at San Diego ... had two tackles against Howard ... six total tackles and a quarterback hurry against Cornell ... had four tackles and a fumble recovery against Holy Cross ... against Princeton, racked up four tackles, a half sack and blocked a kick ... two tackles against Dartmouth including one half coming for loss ... had six tackles against Columbia, including one sack and two for loss, as well as one quarterback hurry ... picked up four tackles against Penn, including contributing on a tackle for loss and a quarterback hurry ... recorded two tackles against Yale.

2018

Saw action in eight games ... made one tackle against San Diego ... had 1.0 tackle for a loss at Cornell ... blocked an extra point and made a stop against Princeton ... Recorded a tackle against Columbia ... collected two tackles at Penn.

Before Harvard

Four-year letterwinner and starter for Rockhurst High School ... team captain as a senior ... first freshman in school history to start a varsity football game ... voted team MVP in 2017-2018 ... twice selected all-district ... named first-team all-state ... three-year track, two-year basketball letterwinner ... two-year track captain ... won State History competition and competed at the Nationals ... qualified and attended two State Math Competitions in multiple categories ... member of National Honor Society.

Personal

Son of Dan and Tamara Sykes ... has one older brother and one older sister ... his biggest sports thrill to date was getting 3.5 sacks in a game against Lafayette ... lists LeBron James as the athlete he most admires ... loves to travel.



JALEN WOODS

6-0 / 200 / Freshman
Linebacker
Compton, Calif.
St. John Bosco HS

UCLA

Enrolled at UCLA in the summer of 2022.

High School

Three-star recruit according to 247Sports, ESPN and Rivals ... No. 43 linebacker by 247Sports ... top-50 outside linebacker by ESPN (41) and Rivals (43) ... No. 34 prospect in the state of California by 247Sports and Rivals ... No. 78 prospect in West region by ESPN ... recorded 71 total tackles, 11.5 tackles for loss and 6.5 sacks in 2021 ... named to All-Trinity League First Team in 2021 ... Braves reached CIF Southern Section Division 1 semifinals in 2021.

Personal

Son of Keon and Michelle Woods ... has two younger brothers ... lists LeBron James as the athlete he most admires ... hobbies include Legos and video games ... likes to play basketball in his spare time.



SAM YOON

6-5 / 280 / Freshman
Offensive Line
Pasadena, Calif.
Loyola HS

UCLA

Enrolled at UCLA in the summer of 2022.

High School

Four-star recruit according to ESPN ... three-star recruit according to 247Sports and Rivals ... top-40 offensive tackle by ESPN (38) and 247Sports (40) ... No. 30 prospect in the state of California by ESPN ... No. 55 prospect in West region by ESPN ... named to All-Angelus League First Team in 2021 ... the Cubs shared Angelus League title and reached CIF Division 3 quarterfinal round in 2021.

Personal

Son of Edward and Erin Yoon ... has two younger sisters ... lists the NFL's Larry Allen as the athlete he most admires ... hobbies include playing basketball and binge watching.

2021 TEAM STATISTICS

	UCLA	OPP
SCORING	438	321
Points Per Game	36.5	26.8
Points off Turnovers	49	29
FIRST DOWNS	282	258
Rushing	146	99
Passing	117	132
Penalty	19	27
RUSHING YARDAGE	2,581	1,491
Yards gained rushing	2,875	1,858
Yards lost rushing	294	367
Rushing Attempts	519	397
Average Per Rush	5.0	3.8
Average Per Game	215.1	124.3
TDs Rushing	31	24
PASSING YARDAGE	2,714	3,122
Att-Comp-Int	335-207-8	445-278-12
Average Per Pass	8.1	7.0
Average Per Catch	13.1	11.2
Average Per Game	226.7	260.2
TDs Passing	23	15
TOTAL OFFENSE	5,295	4,613
Total Plays	854	842
Average Per Play	6.2	5.5
Average Per Game	441.3	384.4
KICK RETURNS: #-YARDS	24-657	23-571
PUNT RETURNS: #-YARDS	14-268	8-36
INT RETURNS: #-YARDS	12-144	8-47
KICK RETURN AVERAGE	27.4	24.8
PUNT RETURN AVERAGE	19.1	4.5
INT RETURN AVERAGE	12.0	5.9
FUMBLES-LOST	13-6	16-7
PENALTIES-YARDS	85-774	72-528
Average Per Game	64.5	44.0
PUNTS-YARDS	34-1,464	44-1,852
Average Per Punt	43.1	42.1
Net punt average	37.9	35.6
TIME OF POSSESSION/GAME	29:46	30:08
3RD-DOWN CONVERSIONS	75/163	71/161
3rd-Down Pct	46%	44%
4TH-DOWN CONVERSIONS	20/31	10/24
4th-Down Pct	65%	42%
SACKS BY-YARDS	26-192	23-139
MISC YARDS	0	0
TOUCHDOWNS SCORED	57	39
FIELD GOALS-ATTEMPTS	14-21	16-20
ON-SIDE KICKS	0-0	0-2
RED-ZONE SCORES	(44-50) 88%	(40-43) 93%
RED-ZONE TOUCHDOWNS	(37-50) 74%	(27-43) 63%
PAT-ATTEMPTS	(52-54) 96%	(35-36) 97%

SCORE BY QUARTERS

	1	2	3	4	OT	Tot
UCLA	89	123	91	135	0	438
Opponents	42	141	67	71	0	321

2021 RESULTS (8-4; 6-3 Pac-12 South, T2nd)

Date	Score	Site	Attendance
Aug. 28	UCLA 44, Hawai'i 10	Rose Bowl	32,982
Sept. 4	UCLA 38, #16 LSU 27	Rose Bowl	68,123
Sept. 18	Fresno State 40, #13 UCLA 37	Rose Bowl	50,698
Sept. 25	#24 UCLA 35, Stanford 24	Stanford, Calif.	47,236
Oct. 2	#20 UCLA 23, Arizona State 42	Rose Bowl	40,522
Oct. 9	UCLA 34, Arizona 16	Tucson, Ariz.	43,258
Oct. 16	UCLA 24, Washington 17	Seattle, Wash.	62,266
Oct. 23	#11 Oregon 34, UCLA 31	Rose Bowl	55,675
Oct. 30	Utah 44, UCLA 24	Salt Lake City, Utah	51,922
Nov. 13	UCLA 44, Colorado 20	Rose Bowl	36,573
Nov. 20	UCLA 62, USC 33	L.A. Coliseum	68,152
Nov. 27	UCLA 42, California 14	Rose Bowl	36,156
Dec. 28	UCLA, #18 NC State	SDCCU Holiday Bowl	not played

2021 INDIVIDUAL STATISTICS

RUSHING

	ATT	YG	YL	NYG	AVG	TDS	LG
Zach Charbonnet-rb	203	1,169	32	1,137	5.6	13	47
Brittain Brown-rb	102	623	8	615	6.0	7	48
Dorian Thompson-Robinson-qb	130	754	145	609	4.7	9	35
Kazmeir Allen-rb	8	93	0	93	11.6	1	33
Ethan Fernea-rb	10	83	0	83	8.3	1	42
Keegan Jones-rb	26	72	6	66	2.5	0	13
Ethan Garbers-qb	18	57	26	31	1.7	0	9
Brian Kowall-rb	5	24	0	24	4.8	0	11
Luke Akers-p	1	0	11	-11	-11.0	0	-11
Total	519	2,875	294	2,581	5.0	31	48
Opponents	397	1,858	367	1,491	3.8	24	49

PASSING

	ATT	COMP	INT	PCT	YDS	TDS	LG	EFF.
Dorian Thompson-Robinson-qb	283	176	6	.621	2,409	21	75	153.94
Ethan Garbers-qb	51	31	2	.608	305	2	41	116.12
Total	335	207	8	.618	2,714	23	75	147.72
Opponents	445	278	12	.625	3,122	15	65	127.13

RECEIVING

	G	NO	YDS	AVG	TDS	LG
Kyle Philips-wr	11	59	739	12.5	10	75
Greg Dulich-te	12	42	725	17.3	5	75
Zach Charbonnet-rb	12	24	197	8.2	0	35
Chase Cota-wr	12	18	286	15.9	1	45
Brittain Brown-rb	11	18	129	7.2	0	14
Kazmeir Allen-rb	12	17	255	15.0	4	58
Kam Brown-wr	12	17	247	14.5	2	39
Josiah Norwood-wr	9	4	32	8.0	0	12
Keegan Jones-rb	9	2	28	14.0	0	19
Logan Loya-wr	4	2	22	11.0	0	18
Matt Sykes-wr	11	1	9	9.0	0	9
Total	12	207	2,714	13.1	23	75
Opponents	12	278	3,122	11.2	15	65



Zach Charbonnet

SCORING

	TDs	FG-A	XP-A	2XP	DXP	SAF	PTS
Nicholas Barr-Mira-k	-	14-21	52-54	-	-	-	94
Zach Charbonnet-rb	13	-	-	-	-	-	78
Kyle Philips-wr	11	-	-	-	-	-	66
Dorian Thompson-Robinson-qb	9	-	-	1-3	-	-	56
Brittain Brown-rb	7	-	-	-	-	-	42
Kazmeir Allen-rb	6	-	-	-	-	-	36
Greg Dulcich-te	5	-	-	-	-	-	30
Kam Brown-wr	2	-	-	-	-	-	12
Chase Cota-wr	1	-	-	-	-	-	6
Michael Ezeike-te	1	-	-	-	-	-	6
Ethan Fernea-wr	1	-	-	-	-	-	6
David Priebe-te	1	-	-	-	-	-	6
Total	57	14-21	52-54	1-3	-	-	438
Opponents	39	16-20	35-36	1-3	-	1	215

FIELD GOALS

Nicholas Barr-Mira: Hawai'i: 27G; LSU: 43G; Fresno St.: 39G; at Stanford: 42NG; Arizona State: 47NG, 48G, 21G, 26G; at Arizona: 23G, 43G; at Washington: 39G, 54NG; Oregon: 37G, 35NG; at Utah: 28G, 55NG; Colorado: 41G, 41NG; at USC: 46NG; California: 41G, 46G.

Numbers indicate fg attempt length in yards; G = Field Goal Made; NG = Field Goal Not Made

Nicholas Barr-Mira

FGM-FGA	Pct	01-19	20-29	30-39	40-49	50+	Lg	Blk
14-21	66.7	0-0	5-5	3-4	6-10	0-2	48	0

ALL-PURPOSE YARDS

	G	RUSH	RECV	PR	KR	INT	TOT	AVG/G
Zach Charbonnet-rb	12	1,137	197	0	0	0	1,137	111.2
Kazmeir Allen-rb	12	93	255	0	612	0	960	80.0
Kyle Philips-wr	11	0	739	203	0	0	942	85.6
Brittain Brown-rb	11	615	129	0	0	0	744	67.6
Greg Dulcich-te	12	0	725	0	0	0	725	60.4
Dorian Thompson-Robinson-qb	11	609	0	0	0	0	609	55.4
Chase Cota-wr	12	0	206	0	0	0	285	23.8
Kam Brown-wr	12	0	247	0	0	0	247	20.6
Keegan Jones-rb	9	66	28	0	0	0	94	10.4
Ethan Fernea-rb	11	83	0	0	0	0	83	7.6
Logan Loya-wr	4	0	22	35	0	0	57	14.3
Michael Ezeike-te	12	0	45	0	0	0	45	3.8
Martell Irby-db	12	0	0	12	25	0	37	3.1
Caleb Johnson-lb	11	0	0	0	0	34	34	3.1
Kenny Churchwell-db	11	0	0	0	0	33	33	3.0
Josiah Norwood-wr	9	0	32	0	0	0	32	3.6
Ethan Garbers-qb	12	31	0	0	0	0	31	2.6
Brian Kowall-rb	1	24	0	0	0	0	24	24.0
Quentin Lake-db	11	0	0	0	0	23	23	2.1
Jay Shaw-db	12	0	0	0	0	21	21	1.8
JonJon Vaughns-lb	12	0	0	0	0	20	20	1.7
Jordan Genmark Heath-lb	12	0	0	0	0	20	20	1.7
Ale Kaho-lb	11	0	0	18	0	0	18	1.6
Datona Jackson-dl	12	0	0	0	0	11	11	0.9
Matt Sykes-wr	11	0	9	0	0	0	9	0.8
Cameron Johnson-db	12	0	0	0	0	2	2	0.8
Luke Akers-p	12	-11	0	0	0	0	-11	-0.9
TEAM	12	-66	0	0	0	0	-66	-5.5
Total	12	2,581	2,714	268	657	144	6,364	530.3
Opponents	12	1,491	3,122	36	571	47	5,267	438.9

PUNTING

	NO	YDS	AVG	LG	TB	FC	I20	50+	BK
Luke Akers-p	24	1,034	43.1	62	0	9	12	4	1
TEAM	1	0	0.0	0	0	0	0	0	0
Total	25	1,034	41.4	62	0	9	12	4	1
Opponents	30	1,222	40.7	57	1	17	13	3	0

PUNT RETURNS

	NO	YDS	AVG	TDS	LG
Kyle Philips-wr	9	203	22.6	1	82
Logan Loya-wr	3	35	11.7	0	17
Ale Kaho-lb	1	18	18.0	0	18
Martell Irby-db	1	12	12.0	0	12
David Priebe-te	0	0	0.0	1	0
Total	14	268	19.1	2	82
Opponents	8	36	4.5	0	15

KICKOFF RETURNS

	NO	YDS	AVG	TDS	LG
Kazmeir Allen-rb	21	612	29.1	1	100
Martell Irby-db	2	25	12.5	0	14
JonJon Vaughns-lb	1	20	20.0	0	20
Total	24	657	27.4	1	100
Opponents	23	571	24.8	0	67

INTERCEPTION RETURNS

	NO	YDS	AVG	TDS	LG
Quentin Lake-db	3	23	7.7	0	15
Jay Shaw-db	3	21	7.0	0	18
Caleb Johnson-lb	1	34	34.0	0	34
Kenny Churchwell-db	1	33	33.0	0	33
Jordan Genmark Heath-lb	1	20	20.0	0	20
Datona Jackson-dl	1	11	11.0	0	11
Cameron Johnson-db	1	2	2.0	0	2
Devin Kirkwood-db	1	0	0.0	0	0
Total	12	144	12.0	0	34
Opponents	8	47	5.9	0	19

TOTAL OFFENSE

	G	PLAYS	RUSH	PASS	TOTAL	AVG/G
Dorian Thompson-Robinson-qb	11	413	609	2,409	3,018	274.4
Zach Charbonnet-rb	12	203	1,137	0	1,137	94.8
Brittain Brown-rb	11	102	615	0	615	55.9
Ethan Garbers-qb	12	69	31	305	336	28.0
Kazmeir Allen-rb	12	8	93	0	93	7.8
Ethan Fernea-rb	11	10	83	0	83	7.6
Keegan Jones-rb	9	26	66	0	66	2.5
Brian Kowall-rb	1	5	24	0	24	24.0
Luke Akers-p	12	1	-11	0	-11	-0.9
TEAM	12	17	-66	0	-66	-5.5
Total	12	854	2,581	2,714	5,295	441.3
Opponents	12	842	1,491	3,122	4,613	384.4



Kazmeir Allen (19)

2021 DEFENSIVE STATISTICS

Player	G	UT	AT	TT	TFL-Yds	SACKS-Yds	INT	PBU	QBH	FR	FF	BK	SAF
Qwuantrez Knight-db	12	48	18	66.0	8.5-44	2.5-30	0-0	3	2	0	1	0	0
Jordan Genmark Heath-lb	12	23	32	55.0	4.5-24	3.5-23	1-20	2	0	2	0	0	0
Mitchell Agude-olb	12	25	29	54.0	6.5-16	2.0-10	0	3	1	1	4	0	0
Quentin Lake-db	11	40	14	54.0	2.0-2	0-0	3-23	6	1	0	0	0	0
Stephan Blaylock-db	12	33	20	53.0	3.0-6	0-0	0-0	1	0	0	0	0	0
Caleb Johnson-ilb	11	28	17	45.0	0-0	0-0	1-34	3	1	0	0	0	0
Bo Calvert-olb	12	18	20	38.0	7.5-36	4.0-28	0-0	1	1	0	0	0	0
Cameron Johnson-db	12	26	10	36.0	1.0-2	0-0	1-2	3	0	0	0	0	0
Ale Kaho-ilb	11	18	14	32.0	5.5-29	3.0-23	0-0	1	0	0	1	1	0
Otito Ogbonnia-dl	12	14	16	30.0	5.0-19	2.0-16	0-0	1	2	1	1	0	0
Martell Irby-db	12	18	10	28.0	5.5-21	0-0	0-0	0	0	0	0	1	0
Jay Shaw-db	12	22	5	27.0	2.0-7	0-0	3-21	4	0	1	1	0	0
Kain Medrano-ilb	10	16	10	26.0	1.0-2	0-0	0-0	1	1	1	0	0	0
Datona Jackson-dl	12	11	13	24.0	4.5-23	3.5-22	1-11	1	3	0	0	0	0
Obi Eboh-db	12	11	12	23.0	0-0	0-0	0-0	3	0	0	0	0	0
Carl Jones Jr.-olb	12	13	10	23.0	3.5-40	0.5-3	0-0	0	3	0	0	0	0
Devin Kirkwood-db	12	15	8	23.0	0.5-1	0-0	1-0	0	0	0	1	0	0
JonJon Vaughns-ilb	12	12	6	18.0	0.5-1	0-0	0-0	0	1	0	0	0	0
Mo Osling III-db	7	13	3	16.0	0-0	0-0	0-0	2	0	0	0	0	0
Odua Isibor-dl	12	8	6	14.0	4.5-31	2.0-21	0-0	0	0	0	1	0	0
Kenny Churchwell-db	11	7	6	13.0	0-0	0-0	1-33	0	0	0	0	0	0
DJ Warnell-db	10	7	2	9.0	0-0	0-0	0-0	2	0	0	1	0	0
Jay Toia-dl	12	7	1	8.0	0-0	0-0	0-0	1	0	0	0	0	0
Tiaoalii Savea-dl	10	4	3	7.0	0-0	0-0	0-0	1	2	0	0	0	0
Myles Jackson-dl	7	5	1	6.0	1.0-7	1.0-7	0-0	0	0	1	0	0	0
Devin Aupiu-olb	6	2	3	5.0	0.5-1	0-0	0-0	0	0	0	0	0	0
John Humphrey-db	9	5	0	5.0	0-0	0-0	0-0	1	0	0	0	0	0
Alex Johnson-db	10	4	1	5.0	0-0	0-0	0-0	0	0	0	0	0	0
Tyler Manoa-dl	11	3	2	5.0	1.0-3	1.0-3	0-0	1	1	0	0	0	0
Ethan Fernea-rb	11	4	0	4.0	0.0-0	0.0-0	0-0	0	0	0	0	0	0
Joquarri Price-olb	12	3	1	4.0	0-0	0-0	0-0	1	0	0	0	0	0
Elisha Guidry-db	4	2	1	3.0	0-0	0-0	0-0	0	0	0	0	0	0
Shea Pitts-db	6	3	0	3.0	1.0-6	1.0-6	0-0	0	0	0	0	0	0
Martin Andrus Jr.-dl	2	1	0	1.0	0-0	0-0	0-0	0	0	0	0	0	0
Brittain Brown-rb	11	1	0	1.0	0-0	0-0	0-0	0	0	0	0	0	0
Zach Charbonnet-rb	12	1	0	1.0	0-0	0-0	0-0	0	0	0	0	0	0
Greg Dulcich-te	12	1	0	1.0	0-0	0-0	0-0	0	0	0	0	0	0
Jack Landherr IV-ls	12	1	0	1.0	0-0	0-0	0-0	0	0	0	0	0	0
RJ Lopez-k	12	1	0	1.0	0-0	0-0	0-0	0	0	0	0	0	0
William Nimmo Jr.-db	2	1	0	1.0	0-0	0-0	0-0	0	0	0	0	0	0
Damian Sellers-ilb	8	0	1	1.0	0-0	0-0	0-0	0	0	0	0	0	0
Jeremiah Trojan-ilb	8	0	1	1.0	0-0	0-0	0-0	0	0	0	0	0	0
Colson Yankoff-wr	5	1	0	1.0	0-0	0-0	0-0	0	0	0	0	0	0
Total	12	476	296	772	69-321	26-192	12-144	42	19	7-44	12	2	0
Opponents	12	490	352	842	64-222	23-139	8-47	37	13	4-0	6	0	1

UT—Unassisted Tackle; AT—Tackle Assist; TT—Total Tackles; TFL—Tackles for Loss; Sks—Sacks; FF—Fumbles Forced; FR—Fumbles Recovered; BK—Blocked Kicks; PB—Passes Broken Up; Int—Interceptions



Stephan Blaylock



Bo Calvert

2021 GAME-BY-GAME TEAM STATISTICS

Game	UCLA Offense			UCLA Defense		
	Rushing TC-YDS-TD-LG	Passing PC-PA-I-YDS-TD-LG	Total Offense Plays-YDS-TD	Rushing TC-YDS-TD-LG	Passing PC-PA-I-YDS-TD-LG	Total Offense Plays-YDS-TD
Hawai'i	43-244-4-47	12-22-0-148-1-44	65-392-5	21-26-0-16	28-53-2-243-1-49	74-269-1
LSU	47-210-2-43	9-16-1-260-3-75	63-470-5	25-49-0-12	26-46-1-330-3-45	71-379-3
Fresno State	29-117-2-15	14-24-0-278-3-45	53-395-5	37-114-3-36	39-54-1-455-2-31	91-569-5
at Stanford	52-204-3-16	18-29-0-251-2-75	81-455-5	22-67-0-30	19-32-0-293-3-56	54-360-3
Arizona State	52-198-1-35	21-32-0-235-1-31	84-433-2	33-117-3-49	13-19-0-286-2-65	52-463-5
at Arizona	47-329-3-48	8-19-1-82-1-22	66-411-4	42-122-0-16	26-38-0-240-1-23	80-362-1
at Washington	40-237-1-23	21-27-0-183-2-27	67-420-3	31-83-1-32	20-30-2-267-1-26	61-267-2
Oregon	45-110-3-14	24-46-2-242-1-20	91-352-4	24-121-5-43	28-39-2-296-0-32	63-417-5
at Utah	35-146-1-30	27-44-1-265-2-41	79-411-3	44-290-5-30	17-27-0-179-1-24	71-469-6
Colorado	41-244-5-23	18-26-1-257-0-55	67-501-5	47-192-2-46	18-29-0-166-0-42	76-358-2
at USC	44-260-4-42	16-22-2-349-4-58	66-609-8	39-159-3-22	27-47-2-325-1-44	86-484-4
California	44-282-2-33	19-28-0-164-3-29	72-446-5	32-92-2-14	16-31-2-125-0-26	63-217-2

2021 IN REVIEW

2021 GAME-BY-GAME PASSING

OPPONENT	Garbers	Thompson-Robinson
	PC-PA-Int-Yds-TD	PC-PA-Int-Yds-TD
Hawai'i	2-2-0-18-0	10-20-0-130-1
LSU	0-0-0-0-0	9-16-1-260-3
Fresno State	0-0-0-0-0	14-24-0-278-3
at Stanford	0-0-0-0-0	18-29-0-251-2
Arizona State	0-0-0-0-0	21-32-0-235-1
at Arizona	0-0-0-0-0	8-19-1-82-1
at Washington	0-0-0-0-0	21-26-0-183-2
Oregon	2-5-1-22-0	22-41-1-220-1
at Utah	27-44-1-265-2	DNP
Colorado	0-0-0-0-0	18-26-1-257-0
at USC	0-0-0-0-0	16-22-2-349-4
California	0-0-0-0-0	19-28-0-164-3



Dorian Thompson-Robinson

2021 GAME-BY-GAME RUSHING

OPPONENT	Allen	B. Brown	Charbonnet	Fernea	Garbers	K. Jones	Kowall	Thompson-Robinson
	TC-Yds-TD	TC-Yds-TD	TC-Yds-TD	TC-Yds-TD	TC-Yds-TD	TC-Yds-TD	TC-Yds-TD	TC-Yds-TD
Hawai'i	0-0-0	13-78-1	6-106-3	4-11-0	2-(-9)-0	8-26-0	5-24-0	3-16-0
LSU	2-5-0	17-96-1	11-117-1	0-0-0	0-0-0	DNP	DNP	13-5-0
Fresno State	0-0-0	9-26-0	6-19-2	1-8-0	0-0-0	DNP	DNP	13-67-0
at Stanford	0-0-0	8-66-0	24-118-1	0-0-0	1-2-0	DNP	DNP	16-30-2
Arizona State	0-0-0	11-32-1	21-89-0	DNP	0-0-0	0-0-0	DNP	19-95-0
at Arizona	1-24-0	12-146-1	21-117-0	0-0-0	0-0-0	7-14-0	DNP	6-28-2
at Washington	1-2-0	3-26-0	21-131-0	0-0-0	0-0-0	0-0-0	DNP	12-87-1
Oregon	1-6-0	13-45-2	15-35-0	0-0-0	0-0-0	0-0-0	DNP	15-35-1
at Utah	0-0-0	10-45-0	11-65-1	0-0-0	14-36-0	0-0-0	DNP	DNP
Colorado	0-0-0	6-58-1	17-67-3	0-0-0	0-0-0	9-21-0	DNP	9-98-1
at USC	0-0-0	DNP	28-167-1	3-50-1	0-0-0	1-(-1)-0	DNP	11-46-2
California	3-56-1	DNP	22-106-1	2-14-0	1-2-0	1-6-0	DNP	13-102-0

2021 GAME-BY-GAME RECEIVING

OPPONENT	Allen	B. Brown	K. Brown	Charbonnet	Cota	Dulcich	Ezeike	K. Jones	Loya	Norwood	Philips	Sykes
	PC-Yds-TD	PC-Yds-TD	PC-Yds-TD	PC-Yds-TD	PC-Yds-TD	PC-Yds-TD	PC-Yds-TD	PC-Yds-TD	PC-Yds-TD	PC-Yds-TD	PC-Yds-TD	PC-Yds-TD
Hawai'i	2-47-1	2-21-0	0-0-0	1-14-0	0-0-0	1-15-0	1-13-0	0-0-0	0-0-0	2-17-0	2-12-0	1-9-0
LSU	2-45-0	0-0-0	0-0-0	1-35-0	1-14-1	3-117-1	0-0-0	DNP	DNP	DNP	2-49-1	0-0-0
Fresno State	0-0-0	1-9-0	5-111-1	0-0-0	1-45-0	0-0-0	0-0-0	DNP	DNP	DNP	7-113-2	0-0-0
at Stanford	0-0-0	2-4-0	1-16-0	5-57-0	0-0-0	3-45-0	0-0-0	DNP	1-4-0	1-5-0	5-120-2	0-0-0
Arizona State	0-0-0	0-0-0	0-0-0	2-5-0	4-36-0	9-136-0	0-0-0	0-0-0	0-0-0	0-0-0	6-58-1	0-0-0
at Arizona	1-6-0	1-14-0	0-0-0	0-0-0	0-0-0	3-36-1	0-0-0	1-9-0	DNP	0-0-0	2-17-0	0-0-0
at Washington	5-26-0	4-7-0	3-27-1	2-10-0	3-60-0	2-25-1	0-0-0	0-0-0	1-18-0	1-10-0	DNP	0-0-0
Oregon	2-11-1	0-0-0	3-41-0	3-21-0	3-26-0	4-51-0	0-0-0	1-19-0	DNP	0-0-0	8-73-0	0-0-0
at Utah	1-0-0	6-53-0	1-4-0	2-2-0	3-62-0	6-52-1	1-6-1	0-0-0	DNP	0-0-0	7-86-0	0-0-0
Colorado	0-0-0	2-21-0	1-1-0	1-6-0	3-43-0	3-87-0	0-0-0	0-0-0	DNP	0-0-0	8-99-0	0-0-0
at USC	3-115-2	DNP	3-47-0	1-6-0	0-0-0	2-75-0	1-26-0	0-0-0	DNP	0-0-0	6-80-2	0-0-0
California	1-5-0	DNP	0-0-0	6-41-0	0-0-0	6-86-1	0-0-0	0-0-0	DNP	0-0-0	6-32-2	0-0-0

2021 IN REVIEW

2021 GAME-BY-GAME DEFENSE

	Agude	Andrus	Aupiu	Blaylock	Calvert	Churchwell	Eboh	Fernea	Genmark Heath	Guidry	Humphrey	Irby	Isibor
OPPONENT	PT-AT-TT	PT-AT-TT	PT-AT-TT	PT-AT-TT	PT-AT-TT	PT-AT-TT	PT-AT-TT	PT-AT-TT	PT-AT-TT	PT-AT-TT	PT-AT-TT	PT-AT-TT	PT-AT-TT
Hawai'i	3-2-5	DNP	DNP	3-1-4	0-0-0	0-0-0	2-1-3	0-0-0	1-1-2	2-0-2	1-0-1	1-0-1	0-0-0
LSU	5-1-6	DNP	DNP	2-0-2	3-0-3	0-0-0	2-1-3	1-0-1	3-1-4	DNP	DNP	0-1-1	0-1-1
Fresno State	2-3-5	DNP	DNP	3-3-6	2-2-4	4-0-4	3-2-5	1-0-1	2-2-4	DNP	DNP	0-1-1	0-0-0
at Stanford	1-3-4	DNP	DNP	0-0-0	2-2-4	0-1-1	0-1-1	0-0-0	0-4-4	DNP	0-0-0	1-1-2	1-0-1
Arizona State	1-3-4	DNP	DNP	2-0-2	1-4-5	0-0-0	1-0-1	DNP	3-2-5	0-0-0	0-0-0	4-0-4	0-0-0
at Arizona	2-1-3	DNP	DNP	6-2-8	3-3-6	0-1-1	0-0-0	0-0-0	2-2-4	DNP	0-0-0	2-1-3	1-1-2
at Washington	0-0-0	DNP	0-1-1	3-1-4	0-0-0	1-0-1	0-2-2	0-0-0	3-2-5	DNP	0-0-0	2-0-2	2-1-3
Oregon	2-0-2	DNP	0-1-1	3-0-3	3-3-6	0-2-2	1-1-2	0-0-0	1-7-8	DNP	DNP	1-1-2	0-1-1
at Utah	2-5-7	DNP	0-0-0	4-2-6	0-1-1	0-0-0	1-2-3	0-0-0	2-5-7	DNP	DNP	0-1-1	1-1-2
Colorado	1-4-5	DNP	0-1-1	4-7-11	0-2-2	1-2-3	0-1-1	1-0-1	2-3-5	0-1-1	0-0-0	2-2-4	3-0-3
at USC	4-6-10	0-0-0	2-0-2	3-2-5	2-3-5	0-0-0	0-1-1	0-0-0	3-2-5	0-0-0	2-0-2	3-1-4	0-0-0
California	3-2-5	1-0-1	0-0-0	0-2-2	2-0-2	1-0-1	1-0-1	1-0-1	1-1-2	0-0-0	2-0-2	2-1-3	0-1-1

	D. Jackson	M. Jackson	A. Johnson	Cal. Johnson	Cameron Johnson	C. Jones Jr.	Kaho	Kirkwood	Knight	Lake	Manoa	Medrano	Nimmo Jr.
OPPONENT	PT-AT-TT	PT-AT-TT	PT-AT-TT	PT-AT-TT	PT-AT-TT	PT-AT-TT	PT-AT-TT	PT-AT-TT	PT-AT-TT	PT-AT-TT	PT-AT-TT	PT-AT-TT	PT-AT-TT
Hawai'i	1-2-3	2-0-2	0-0-0	2-0-2	1-0-1	2-2-4	1-0-1	2-1-3	4-0-4	3-0-3	0-0-0	3-0-3	0-0-0
LSU	0-1-1	0-0-0	DNP	0-1-1	1-0-1	1-1-2	1-2-3	1-1-2	5-0-5	6-1-7	0-0-0	1-0-1	DNP
Fresno State	2-1-3	0-0-0	0-0-0	4-2-6	3-1-4	1-2-3	2-0-2	3-1-4	6-3-9	2-1-3	1-0-1	3-1-4	DNP
at Stanford	2-0-2	0-0-0	DNP	1-3-4	2-1-3	4-1-5	0-2-2	1-1-2	3-5-8	DNP	0-0-0	1-1-2	DNP
Arizona State	1-2-3	DNP	3-0-3	0-1-1	1-2-3	0-1-1	0-2-2	0-1-1	2-3-5	0-0-0	0-0-0	2-1-3	DNP
at Arizona	1-1-2	3-0-3	0-0-0	6-1-7	3-1-4	0-0-0	1-1-2	0-1-1	7-1-8	1-1-2	1-0-1	1-3-4	DNP
at Washington	1-3-4	0-1-1	0-1-1	6-0-6	4-0-4	1-0-1	3-0-3	0-0-0	2-0-2	5-1-6	0-0-0	1-0-1	DNP
Oregon	0-0-0	0-0-0	0-0-0	2-1-3	3-0-3	0-1-1	3-3-6	3-1-4	2-0-2	4-1-5	0-0-0	DNP	DNP
at Utah	1-0-1	DNP	0-0-0	DNP	1-1-2	0-0-0	5-2-7	1-0-1	4-2-6	7-2-9	0-2-2	2-1-3	DNP
Colorado	2-1-3	0-0-0	0-0-0	2-2-4	0-3-3	2-1-3	1-2-3	2-0-2	5-1-6	5-1-6	DNP	DNP	DNP
at USC	0-1-1	DNP	0-0-0	1-5-6	5-0-5	1-0-1	1-0-1	1-1-2	4-2-6	5-2-7	0-0-0	1-2-3	0-0-0
California	0-0-0	DNP	1-0-1	4-1-5	2-1-3	1-1-2	DNP	1-0-1	4-1-5	2-4-6	1-0-1	1-0-1	1-0-1

	Ogbonnia	Osling	Pitts	Price	Savea	Sellers	Shaw	Toia	Trojan	Vaughns	Warnell	Yankoff
OPPONENT	PT-AT-TT	PT-AT-TT	PT-AT-TT	PT-AT-TT	PT-AT-TT	PT-AT-TT	PT-AT-TT	PT-AT-TT	PT-AT-TT	PT-AT-TT	PT-AT-TT	PT-AT-TT
Hawai'i	0-0-0	5-0-5	0-0-0	0-0-0	0-0-0	DNP	1-0-1	0-0-0	0-0-0	1-0-1	1-0-1	0-0-0
LSU	2-1-3	3-0-3	0-0-0	1-0-1	DNP	DNP	1-0-1	0-0-0	0-0-0	1-1-2	3-0-3	0-0-0
Fresno State	0-1-1	4-2-6	DNP	0-0-0	0-0-0	DNP	3-2-5	0-0-0	DNP	2-3-5	0-1-1	0-0-0
at Stanford	0-1-1	1-0-1	DNP	0-0-0	0-0-0	DNP	1-0-1	0-0-0	0-1-1	0-0-0	0-0-0	0-0-0
Arizona State	2-2-4	DNP	0-0-0	0-0-0	0-0-0	0-0-0	0-0-0	0-0-0	0-0-0	1-0-1	1-0-1	1-0-1
at Arizona	3-2-5	DNP	DNP	0-0-0	DNP	0-0-0	2-0-2	2-1-3	0-0-0	2-0-2	0-0-0	DNP
at Washington	3-0-3	DNP	DNP	0-1-1	0-0-0	0-0-0	3-0-3	0-0-0	DNP	0-0-0	0-0-0	DNP
Oregon	1-3-4	0-0-0	DNP	0-0-0	0-0-0	0-0-0	1-0-1	0-0-0	DNP	1-0-1	2-0-2	DNP
at Utah	0-1-1	DNP	0-0-0	0-0-0	0-0-0	0-0-0	3-0-3	0-0-0	0-0-0	1-1-2	0-1-1	DNP
Colorado	1-1-2	DNP	1-0-1	1-0-1	0-2-2	0-0-0	3-1-4	4-0-4	0-0-0	2-2-4	DNP	DNP
at USC	1-2-3	0-1-1	2-0-2	0-0-0	1-1-2	0-1-1	3-1-4	0-0-0	DNP	0-0-0	DNP	DNP
California	1-0-1	0-0-0	DNP	1-0-1	3-0-3	0-0-0	1-1-2	1-0-1	DNP	1-0-1	0-0-0	DNP

2021 GAME-BY-GAME STARTERS (OFFENSE)

OPPONENT	WR/TE	WR/RB	OT	OG	C	OG	OT	TE	QB	RB	WR
Hawai'i	Cota	Philips	Rhyan	Grattan	Gaines	Mafi	Anderson	Dulcich	Thompson-Robinson	B. Brown	K. Brown
LSU	Cota	Philips	Rhyan	Grattan	Gaines	Mafi	Anderson	Dulcich	Thompson-Robinson	B. Brown	K. Brown
Fresno State	Cota	Philips	Rhyan	Grattan	Marrazzo	Gaines	Anderson	Dulcich	Thompson-Robinson	B. Brown	K. Brown
at Stanford	Cota	Charbonnet	Rhyan	Grattan	Marrazzo	Gaines	Anderson	Dulcich	Thompson-Robinson	B. Brown	Sykes
Arizona State	Cota	Philips	Rhyan	Grattan	Clemens	Gaines	Anderson	Dulcich	Thompson-Robinson	Charbonnet	K. Brown
at Arizona	Cota	Philips	Rhyan	Grattan	Clemens	Gaines	Anderson	Dulcich	Thompson-Robinson	Charbonnet	K. Brown
at Washington	Cota	Norwood	Rhyan	Grattan	Clemens	Gaines	Anderson	Dulcich	Thompson-Robinson	Charbonnet	Allen
Oregon	Priebe	Philips	Rhyan	Grattan	Clemens	Gaines	Anderson	Dulcich	Thompson-Robinson	Charbonnet	Allen
at Utah	Ezeike	Lewis	Rhyan	Grattan	Clemens	Mafi	Gaines	Dulcich	Garbers	Charbonnet	Sykes
Colorado	Cota	Philips	Rhyan	Grattan	Clemens	Gaines	DiGiorgio	Dulcich	Thompson-Robinson	Charbonnet	K. Brown
at USC	Cota	Philips	Rhyan	Grattan	Clemens	Gaines	Anderson	Dulcich	Thompson-Robinson	Charbonnet	K. Brown
California	Cota	Philips	Rhyan	Grattan	Clemens	Gaines	Anderson	Dulcich	Thompson-Robinson	Charbonnet	K. Brown

2021 GAME-BY-GAME STARTERS (DEFENSE)

OPPONENT	DL	DL	OLB/DL	ILB	ILB	OLB	Nickel	CB	FS	SS	CB
Hawai'i	Ogbonnia	D. Jackson	Agude	Genmark Heath	Cal. Johnson	Calvert	Knight	Cam. Johnson	Lake	Blaylock	Eboh
LSU	Ogbonnia	D. Jackson	Agude	Genmark Heath	Cal. Johnson	Calvert	Knight	Cam. Johnson	Lake	Blaylock	Eboh
Fresno State	Ogbonnia	D. Jackson	Agude	Genmark Heath	Cal. Johnson	Calvert	Knight	Cam. Johnson	Lake	Blaylock	Osling
at Stanford	Ogbonnia	D. Jackson	Agude	Genmark Heath	Cal. Johnson	Calvert	Knight	Cam. Johnson	Churchwell	Blaylock	Eboh
Arizona State	Ogbonnia	D. Jackson	Agude	Genmark Heath	Cal. Johnson	Calvert	Knight	Cam. Johnson	Lake	Blaylock	Eboh
at Arizona	Ogbonnia	D. Jackson	Agude	Genmark Heath	Kaho	Calvert	Knight	Cam. Johnson	Lake	Blaylock	Eboh
at Washington	Ogbonnia	D. Jackson	Isibor	Genmark Heath	Cal. Johnson	Calvert	Knight	Cam. Johnson	Lake	Blaylock	Eboh
Oregon	Ogbonnia	D. Jackson	Isibor	Genmark Heath	Cal. Johnson	Calvert	Knight	Cam. Johnson	Lake	Blaylock	Shaw
at Utah	Ogbonnia	D. Jackson	Agude	Genmark Heath	Kaho	Calvert	Knight	Shaw	Lake	Blaylock	Eboh
Colorado	Ogbonnia	D. Jackson	Agude	Genmark Heath	Cal. Johnson	Calvert	Knight	Cam. Johnson	Lake	Blaylock	Shaw
at USC	Ogbonnia	D. Jackson	Agude	Genmark Heath	Cal. Johnson	Calvert	Knight	Cam. Johnson	Lake	Blaylock	Shaw

2021 HONORS

QB CHASE ARTOPOEUS

Pac-12 Fall Honor Roll

LB MITCHELL AGUDE

All-Conference - 2nd team (coaches)
All-Conference - 3rd team (Phil Steele)
All-Conference - Hon. Mention (PFF)

RB KAZMEIR ALLEN

All-Conference - 2nd team (kick ret. PFF)
All-Conference - 2nd team (kick ret. Phil Steele)

QB CHASE ARTOPOEUS

Nick Pasquale Memorial Award

RB BRITTAIN BROWN

All-Conference - 4th team (Phil Steele)
All-Conference - Hon. Mention (coaches)
Kenneth S. Washington Award
Pac-12 Fall Honor Roll

OL JOSH CARLIN

Pac-12 Fall Honor Roll

RB ZACH CHARBONNET

All-Conference - 1st team (PFF)
All-Conference - 2nd team (coaches)
All-Conference - 2nd team (Phil Steele)
Pac-12 Newcomer of the Year (AP)
Henry R. Red Sanders Award

LB ADAM COHEN

Nick Pasquale Memorial Award
Pac-12 Fall Honor Roll

WR DEVANTI DILLARD

Pac-12 Fall Honor Roll

DL CARSON DRAKE

Pac-12 Fall Honor Roll

TE GREG DULCICH

All-Conference - 1st team (coaches)
All-Conference - 1st team (AP)
All-Conference - 1st team (Phil Steele)
All-Conference - 3rd team (PFF)
CoSIDA Academic All-America - 2nd team
CoSIDA Academic All-District 8
UCLA's Burlsworth Trophy nominee
Pac-12 Fall Honor Roll
John Mackey Award semifinalist

DB OBI EBOH

Ed Kezirian Award for Academic and Athletic Balance
Pac-12 Fall Honor Roll

WR ETHAN FERNEA

Tommy Prothro Award for Special Teams MVP

OL BRUNO FINA

Pac-12 Fall Honor Roll

LB KOBEY FITZGERALD

Pac-12 Fall Honor Roll

LS BEAU GARDNER

Pac-12 Fall Honor Roll

LB JORDAN GENMARK HEATH

Pac-12 Fall Honor Roll

OL PAUL GRATTAN JR.

Iron Bruin Award
All-Conference - 2nd team (AP)
All-Conference - 2nd team (PFF)
All-Conference - 2nd team (Phil Steele)
All-Conference - Hon. Mention (coaches)
Pac-12 Fall Honor Roll

TE HUDSON HABERMEHL

Jackie R. Robinson Academic Excellence Award
Pac-12 Fall Honor Roll

DB PARKER HOGAN

Pac-12 Fall Honor Roll

DL DATONA JACKSON

Pac-12 Fall Honor Roll

LB CALEB JOHNSON

Pac-12 Fall Honor Roll

S QWUANTREZZ KNIGHT

All-Conference - 2nd team (Coaches)
All-Conference - 3rd team (Phil Steele)
Jerry Long "Heart" Award
Pac-12 Fall Honor Roll

S QUENTIN LAKE

All-Conference - 1st team (Phil Steele)
All-Conference - 2nd team (coaches)
All-Conference - 2nd team (AP)
All-Conference - 2nd team (PFF)
Bobby Field Captains Award
CoSIDA Academic All-District 8
Pac-12 Fall Honor Roll

LS JACK LANDHERR IV

CoSIDA Academic All-District 8
Pac-12 Fall Honor Roll

K ARI LIBENSON

Pac-12 Fall Honor Roll

K RJ LOPEZ

Pac-12 Fall Honor Roll

OL ANTONIO MAFI

Pac-12 Fall Honor Roll

DL DOVID MAGNA

Pac-12 Fall Honor Roll

OL SAM MARRAZZO

Pac-12 Fall Honor Roll

K NICHOLAS BARR-MIRA

Pac-12 Fall Honor Roll

DB WILLIAM NIMMO JR.

Pac-12 Fall Honor Roll

DL OTITO OGBONNIA

All-Conference - 2nd team (PFF)

LB ERICH OSTEEN

Pac-12 Fall Honor Roll

WR KYLE PHILIPS

All-Conference - 1st team (wr-coaches)
All-Conference - 1st team (wr-Phil Steele)
All-Conference - 2nd team (ST/Ret.-coaches)
All-Conference - 2nd team (wr and pret PFF)
All-Conference - 2nd team (wr and all-p AP)
All-Conference - 2nd team (p ret. Phil Steele)

LB SHEA PITTS

Pop Warner Award (finalist)
William V. Campbell Award (semi-finalist)

OL SEAN RHYAN

All-Conference - 1st team (coaches)
All-Conference - 1st team (Phil Steele)
All-Conference - 2nd team (PFF)
All-Conference - 2nd team (AP)

DB JAY SHAW

All-Conference - 2nd team (AP)
All-Conference - 2nd team (PFF)

WR MATT SYKES

Pac-12 Fall Honor Roll

QB DORIAN THOMPSON-ROBINSON

All-Conference - 1st team (AP)
All-Conference - 1st team (Phil Steele)
All-Conference - 2nd team (coaches)

LB JEREMIAH TROJAN

Pac-12 Fall Honor Roll

DB KALEB TULIAU

Pac-12 Fall Honor Roll

OL BRAD WHITWORTH

Pac-12 Fall Honor Roll

WR COLSON YANKOFF

Pac-12 Fall Honor Roll

2021 PAC-12 CONFERENCE FINAL STANDINGS

	Pac-12 Games					All Games				
	W	L	Pct.	Pts.	Opp.	W	L	Pct	Pts.	Opp.
NORTH										
Oregon	7	2	.778	284	234	10	4	.714	440	378
Washington State	6	3	.667	255	220	7	6	.538	362	315
Oregon State	5	4	.556	285	254	7	6	.538	406	335
California	4	5	.444	194	181	5	7	.417	285	267
Washington	3	6	.333	189	225	4	8	.333	258	272
Stanford	2	7	.222	183	297	3	9	.250	245	389
SOUTH										
Utah	8	1	.889	335	182	10	4	.714	506	316
Arizona State	6	3	.667	261	200	8	5	.615	369	271
UCLA	6	3	.667	319	244	8	4	.667	438	321
USC	3	6	.333	267	308	4	8	.333	344	381
Colorado	3	6	.333	183	273	4	8	.333	225	320
Arizona	1	8	.111	157	294	1	11	.083	206	377

2021 ALL-PAC-12 CONFERENCE HONORS

OFFENSE

First Team

- QB - Cameron Rising, So., Utah
- RB - B.J. Baylor, R-Jr., Oregon State
- RB - Tavion Thomas, So., Utah
- WR - Drake London, Jr., USC
- WR - Kyle Philips, R-Jr., UCLA**
- OL - Abraham Lucas, R-Sr., Wash. State
- OL - Nathan Eldridge, R-Sr., Oregon State
- OL - Nick Ford, Jr., Utah
- OL - Jaxson Kirkland, Jr., Washington
- OL - Sean Rhyan, Jr., UCLA**
- OL - T.J. Bass, Jr., Oregon
- TE - Greg Dulcich, R-Jr., UCLA**

DEFENSE

First Team

- DL - Mika Tafua, Jr., Utah
- DL - Kayvon Thibodeaux, So., Oregon
- DL - Tuli Tuipulotu, So., USC
- DL - Brandon Dorlus, So., Oregon
- DL - Tyler Johnson, Grad., Arizona St.
- DL - Ron Stone Jr., R-Jr., Wash. State
- LB - Devin Lloyd, Jr., Utah
- LB - Noah Sewell, Fr., Oregon
- LB - Avery Roberts, R-Jr., Oregon State
- DB - Trent McDuffie, So., Washington
- DB - Verone McKinley III, So., Oregon

SPECIAL TEAMS

First Team

- PK - Dean Janikowski, R-So., Wash. State
- P - Kyle Ostendorp, So., Arizona
- RS - Britain Covey, Jr., Utah
- AP/ST - Stanley Berryhill III, R-Jr., Arizona

HONORABLE MENTION

UCLA: RB Brittain Brown, OL Paul Grattan

ADDITIONAL HONORS


- Offensive Player of the Year, presented by Nextiva: Drake London, WR, USC
- Pat Tillman Defensive Player of the Year: Devin Lloyd, LB, Utah
- Freshman Offensive Player of the Year, presented by Nextiva: Jayden de Laura, QB, Wash. St.
- Defensive Freshman of the Year, presented by Nextiva: Junior Tafuna, DL, Utah
- Coach of the Year: Kyle Whittingham, Utah
- Scholar-Athlete of the Year: Britain Covey, WR, Utah



Kyle Philips



Sean Rhyan



Greg Dulcich

2021 GAME RECAPS

GAME 1: UCLA 44, Hawai'i 10

Aug. 28 - Rose Bowl



PASADENA, Calif. - Zach Charbonnet reached the end zone three times in his Bruin debut and Brittain Brown added another rushing touchdown, as the Bruins ran for 245 yards in a 44-10 season-opening victory over Hawai'i on Saturday at the Rose Bowl.

The 34-point margin of victory was the highest in a season opener for UCLA since Aug. 31, 2013 against Nevada.

Charbonnet finished the game with 106 yards on just six carries, with Brown running

for 78 yards on 13 rushes. Dorian Thompson-Robinson tied Troy Aikman for seventh on UCLA's all-time touchdown passes list with 41, going 10-for-20 for 130 yards, adding 19 yards rushing.

The Bruins scored on each of their first five possessions, three on short fields thanks to a few Hawai'i miscues. After a 27-yard field goal by Nicholas Barr-Mira opened the scoring, UCLA posted a three-and-out on defense and then compiled a nine-play, 87-yard drive, punctuated by a 21-yard Charbonnet touchdown to put the Bruins up 10-0.

On the second play of the Rainbow Warriors' next possession, Chevan Cordeiro was intercepted by Datona Jackson, giving the Bruins a goal-to-go situation. Brown punched it in from the 1-yard line on fourth down to give UCLA a 17-0 lead with six minutes left in the first quarter.

Hawai'i got on the board in its next turn with the ball on a field goal, but UCLA stormed right back with a 61-second, four-play drive encompassing 75 yards, as Charbonnet scampered for a 47-yard touchdown run to make it 24-3 with just under a minute remaining in the first quarter. The 24 points for the Bruins over the first 15 minutes marked the most in an opening quarter since Sept. 10, 1988 against Nebraska (28).

The Rainbow Warriors turned the ball over on downs near midfield to end their next possession, and the Bruins turned it into even more points, with Charbonnet going for the trifecta on a 21-yard score to put the home team up 31-3, which would also be the score at halftime. The 28-point margin at intermission was the largest lead for the Bruins after two quarters since their last meeting with Hawai'i in 2017.

Out of the halftime break, the Bruins took only five plays to make it 37-3, as Thompson-Robinson completed four passes, including a 44-yard touchdown to Kazmeir Allen. The extra point was missed.

UCLA then added a special teams score, as Ale Kaho blocked a punt in the end zone, which was recovered by David Priebe to make it 44-3. Hawai'i reached double figures late in the third quarter on a 1-yard passing touchdown, with neither team cracking the scoreboard in the fourth.

Hawai'i	3	0	7	0	--10
UCLA	24	7	13	0	--44

Weather: Sunny 94° / Attn.: 32,982

First Quarter

- 12:00 UCL - #2 N.Barr-Mira 27 yd FG, 4-6, 00:58
- 07:30 UCL - #24 Z.Charbonnet 21 yd rush (#2 N.Barr-Mira kick), 9-87, 02:49
- 06:06 UCL - #28 B.Brown 1 yd rush (#2 N.Barr-Mira kick), 4-9, 01:12
- 01:47 HAW - #2 M.Shipley 48 yd FG, 10-44, 04:19
- 00:46 UCL - #24 Z.Charbonnet 47 yd rush (#2 N.Barr-Mira kick), 4-75, 01:01

Second Quarter

- 11:31 UCL - #24 Z.Charbonnet 21 yd rush (#2 N.Barr-Mira kick), 7-61, 02:35

Third Quarter

- 13:02 UCL - #19 K.Allen 44 yd pass from #1 D.Thompson-Robinson (#2 N.Barr-Mira kick missed), 5-75, 01:58
- 11:20 UCL - #83 D.Priebe 0 yd blocked punt return (#2 N.Barr-Mira kick), 01:42
- 03:17 HAW - #85 C.Phillips 1 yd pass from #12 C.Cordeiro (#2 M.Shipley kick), 9-90, 04:24


HAW		UCLA
16	First Downs	20
21/26	Carries/Net Yards Rushing	43/244
243	Net Yards Passing	148
28/53/2	Pass Comp/Att/Int	12/22/0
74/269	Total Plays/Total Yards	65/392
2/0	Fumbles/Fumbles Lost	0/0
5/25	Penalties	7/85
30:43	Time of Possession	29:17
4/14	Third Down Conversion/ Att	4/12
2/13	Sacks/Yds	2/15
1/2	Red Zone	2/2

Top Individuals

Rushing - Charbonnet (U) 6-106, B. Brown (U) 13-78, Hunter (H) 7-20; Passing - Cordeiro (H) 25-47-2-220-1, Thompson-Robinson (U) 10-20-0-130-1; Receiving - Hunter (H) 7-19, Turner (H) 5-50, Mardner (H) 3-35, Parson (H) 3-17, Allen (U) 2-47; Tackles - Muasau (H) 11, Azunna (H) 7, Lauu (H) 6, Bethley (H) 6, Ford (H) 6, Osling (U) 5, Agude (U) 5.

GAME 2: UCLA 38, LSU 27

Sept. 4 - Rose Bowl



LOS ANGELES - UCLA reached the endzone on back-to-back possessions in the second quarter to take the lead for good, then created separation with a dominant fourth quarter to record a 38-27 victory over No. 16 LSU on Saturday night at the Rose Bowl in a FOX-televise contest.

The Bruins (2-0) outgained the Tigers (0-1) by more than a 4-1 margin on the ground (210-48) in the first ever football meeting between the two schools. UCLA improved to

19-15-4 all-time against current members of the SEC, including a 6-1 mark in its last seven matchups.

UCLA received standout performances from its top two running backs on Saturday. Junior Zach Charbonnet followed up his three-touchdown debut against Hawai'i with 117 yards rushing and one touchdown on 11 carries against the Tigers. Redshirt senior Brittain Brown added 96 yards on 17 carries to go along with a touchdown of his own.

Senior quarterback Dorian Thompson-Robinson needed just 16 attempts to net 260 yards passing and three touchdowns. His performance moved him into sixth place in UCLA history for career passing touchdowns (44) and seventh place in career passing yards (5,522).

Redshirt junior tight end Greg Dulcich (3 receptions, 117 yards) and redshirt junior wide receiver Kyle Phillips (2 receptions, 49 yards) added touchdown catches to lead the team's receiving corps.

On the defensive end, UCLA limited its opponent to under-50 yards rushing for a second consecutive week. Standout defensive plays included a third-down sack by senior linebacker Bo Calvert late in the first quarter and a third-quarter interception from senior linebacker Caleb Johnson.

With their lead sitting in single digits for most of the game, the Bruins scored the first two touchdowns of the fourth quarter to establish a game-high 18-point lead at 38-20.

Charbonnet and Brown teamed up to score the first of those fourth-quarter scores. On just the second play of the quarter, Charbonnet found a gap and sprinted for a 43-yard gain that got UCLA to the opposing 16-yard line. A few plays later, Brown found pay dirt with a one-yard rush to the left.

Midway through the fourth, Phillips put the exclamation point on an 81-yard drive with a highlight-reel 45-yard touchdown catch, hauling in a pass from Thompson-Robinson around the 35-yard line and slipping between a pair of LSU defenders while staying inbounds near the left sideline for the score.

LSU ended up driving 73 yards for a touchdown to get within 11 with 4:08 remaining, but the Bruins stood strong the rest of the way.

The Tigers were led by quarterback Max Johnson, who recorded 330 yards in the air with three touchdowns and one interception on 26-of-46 passing. Kayshon Boutte was on the receiving end of all three passing TDs, finishing with 148 yards receiving.

After a scoreless first quarter, LSU opened the scoring on their first possession of the second quarter, capping off a 63-yard drive with a quick 3-yard strike to Boutte in the corner of the end zone.

The Bruins responded by scoring on each of their next two possessions, establishing a seven-point lead that they would never relinquish.

Just one play was needed on the first drive, with Thompson-Robinson hooking up with Dulcich for a 75-yard catch-and-run. Thompson-Robinson hit a wide-open Dulcich with a running pass that was caught at the UCLA 40, and he proceeded to shake a tackle at the opposite 35-yard line before fending off two defenders near the goal line to roll into the end zone for the game-tying score.

The Bruins went ahead on their next possession, in which Charbonnet was clearly the star. The Camarillo, Calif. native opened the drive by breaking several tackles as part of a 20-yard run, picked up 35 yards on a checkdown pass in the flat, then notched the touchdown by running 12 yards practically untouched on a draw play. Charbonnet accounted for 67-of-71 yards on the scoring drive.

An LSU field goal made it a four-point game heading into the halftime break.

The two teams traded a touchdown and field goal apiece in the third quarter - the Bruins parlayed an interception into red zone field position and a 14-yard touchdown catch from Chase Cota before LSU answered with a 44-yard TD reception from Boutte, who got some help as a ref-

break.

The two teams traded a touchdown and field goal apiece in the third quarter - the Bruins parlayed an interception into red zone field position and a 14-yard touchdown catch from Chase Cota before LSU answered with a 44-yard TD reception from Boutte, who got some help as a referee unintentionally set a pick on the over-the-middle catch - keeping the score at a four-point margin heading into the final quarter.

LSU	0	10	10	7	--27
UCLA	0	14	10	14	--38

Weather: Sunny 92° / Attn.: 68,123

Second Quarter

- 12:34 LSU - #1 K.Boutte 3 yd pass from #14 M.Johnson (#36 C.York kick), 8-63, 02:36
- 12:20 UCL - #85 G.Dulich 75 yd pass from #1 D.Thompson-Robinson (#2 N.Barr-Mira kick), 1-75, 00:14
- 09:49 UCL - #24 Z.Charbonnet 12 yd rush (#2 N.Barr-Mira kick), 6-71, 01:31
- 03:53 LSU - #36 C.York 26 yd FG, 5-26, 00:51

Third Quarter

- 10:52 UCL - #23 C.Cota 14 yd pass from #1 D.Thompson-Robinson (#2 N.Barr-Mira kick), 3-17, 00:43
- 08:56 LSU - #1 K.Boutte 44 yd pass from #14 M.Johnson (#36 C.York kick), 4-75, 01:56
- 06:38 UCL - #2 N.Barr-Mira 43 yd FG, 6-50, 02:18
- 01:07 LSU - #36 C.York 33 yd FG, 12-60, 05:31

Fourth Quarter

- 12:08 UCL - #28 B.Brown 1 yd rush (#2 N.Barr-Mira kick), 8-73, 03:51
- 06:31 UCL - #2 K.Phillips 45 yd pass from #1 D.Thompson-Robinson (#2 N.Barr-Mira kick), 8-81, 04:34
- 04:08 LSU - #1 K.Boutte 45 yd pass from #14 M.Johnson (#36 C.York kick), 7-73, 02:17

LSU		UCLA
24	First Downs	19
25/49	Carries/Net Yards Rushing	47/210
330	Net Yards Passing	260
26/46/1	Pass Comp/Att/Int	9/16/1
71/379	Total Plays/Total Yards	63/470
3/0	Fumbles/Fumbles Lost	0/0
2/10	Penalties	8/73
29:54	Time of Possession	30:06
6/15	Third Down Conversion/ Att	7/13
4/36	Sacks/Yds	2/15
3/3	Red Zone	3/4

Top Individuals

Rushing - Charbonnet (U) 11-117, Brown (U) 17-96, Davis-Price (L) 13-31; Passing - Johnson (L) 26-46-1-330-3, Thompson-Robinson (U) 9-16-1-260-3; Receiving - Boutte (L) 9-148, Palmer (L) 7-47, Dulcich (U) 3-117, Jenkins (L) 3-46, Moore (L) 3-32, Phillips (U) 2-49, Allen (U) 2-45; Tackles - Clark (L) 14, Lake (U) 7, Agude (U) 6, Toles (L) 6, Knight (U) 5, Burns (L) 5, Baskerville (L) 5.

GAME 3: Fresno State 40, UCLA 37

Sept. 18 - Rose Bowl



LOS ANGELES - No. 13 UCLA football dropped a late-game thriller to Fresno State, 40-37, at the Rose Bowl on Saturday night.

Redshirt senior quarterback Dorian Thompson-Robinson connected with redshirt junior Kyle Phillips for two touchdowns in the fourth quarter, the second capturing the lead for the Bruins (2-1) with 54 seconds remaining. On the next drive, Bulldog quarterback Jake Haener led his offense downfield to the game-winning touchdown: a 13-yard

completion to Jalen Cropper.

Haener - the nation's passing leader - had 455 yards and two touchdowns in the victory.

After falling behind 23-10 entering the second half, the Bruin defense flipped the Bulldog (3-1) passing attack on its head with two fumbles in the fourth quarter to give UCLA a chance to pull out the victory. UCLA trailed Fresno State, 26-17, with 9:23 remaining in the fourth quarter when linebacker Carl Jones, Jr. stripped Fresno State quarterback Jake Haener for a fumble that was recovered 43 yards down field by lineman Datona Jackson.

Three plays later, Thompson-Robinson unleashed a 42-yard heave to Kyle Phillips for a touchdown to bring the Bruins within two points at 26-24. Phillips finished the game with seven completions for 113 yards. Thompson-Robinson ended the night with three touchdowns - the seventh time in his career finishing with that total. It was also the second game in his career in which he recorded multiple passing touchdowns with no interceptions.

On the next play from scrimmage, defensive back Qwuantrez Knight muscled the football out of a Bulldog receiver's arms and linebacker Jordan Genmark Heath promptly carried it 19 yards to the Fresno State 18. Junior running back Zach Charbonnet bounced his way into the endzone for his second touchdown of the night – his sixth through three games – to give the Bruins their first lead since the first quarter. Thompson-Robinson's first touchdown pass of the game, set up by a 3rd and long completion to Kyle Philips, was a connection on a crossing route to redshirt sophomore receiver Kam Brown came on UCLA's opening drive of the second half.

UCLA had two costly fumbles in the third quarter. Thompson-Robinson had the ball slip out of his hands in UCLA territory, and after forcing a turnover on downs later in the period, senior receiver Chase Cota fumbled a 45-yard completion with the endzone in sight.

The Bulldogs dominated the time of possession in the first half with 49 plays compared to the Bruins' 16 and 17 first downs compared UCLA's 3.

Fresno State's Ronnie Rivers pounded a one-yard rush over the UCLA goal line to score the game's first points, capping a 10-play drive, 55-yard drive. The Bulldogs failed on their two-point conversion attempt.

Thompson-Robinson responded on his very next play from scrimmage with a 38-yard connection to redshirt sophomore wide receiver Kam Brown, putting the Bruins at Fresno State's. Four rushes later, Charbonnet barreled through a defender and into the endzone to give UCLA the lead.

The Bulldogs orchestrated another methodical, 14-play drive that lasted roughly seven minutes on their next possession, resulting in a one-yard touchdown rush by Jalen Cropper to recapture the lead.

Redshirt junior Kazmeir Allen tapped into his sprinter instincts when he returned Fresno State's kickoff downfield before eventually being tripped up at the Bulldog 26. The drive resulted in a 39-yard field goal by redshirt sophomore Nicholas Barr-Mira.

Fresno State scored twice more before halftime to extend its lead to 13. The first score was a 36-yard rush for Rivers' second touchdown of the game, and the second a 21-yard field goal by Abraham Montano.

Fresno State	6	17	3	14	--40
UCLA	7	3	7	20	--37

Weather: Sunny 68° / Attn.: 50,698

First Quarter

05:54 FRS - #20 R.Rivers 1 yd rush (#87 R.Pauwels pass from #45 C.King failed), 10-55, 05:21 6-0
03:59 UCL - #24 Z.Charbonnet 6 yd rush (#2 N.Barr-Mira kick), 5-73, 01:49 6-7

Second Quarter

11:49 FRS - #5 J.Cropper 1 yd rush (#48 A.Montano kick), 14-79, 07:06 13-7
09:43 UCL - #2 N.Barr-Mira 39 yd FG, 4-6, 01:56 13-10
06:37 FRS - #20 R.Rivers 36 yd rush (#48 A.Montano kick), 7-75, 03:06 20-10
00:08 FRS - #48 A.Montano 21 yd FG, 6-16, 00:50 23-10

Third Quarter

12:29 UCL - #0 K.Brown 39 yd pass from #1 D.Thompson-Robinson (#2 N.Barr-Mira kick), 6-75, 02:24 23-17
07:33 FRS - #48 A.Montano 39 yd FG, 5-30, 00:55 26-17

Fourth Quarter

08:10 UCL - #2 K.Philips 42 yd pass from #1 D.Thompson-Robinson (#2 N.Barr-Mira kick), 3-57, 01:13 26-24
07:27 UCL - #24 Z.Charbonnet 3 yd rush (#1 D.Thompson-Robinson rush failed), 3-18, 00:30 26-30
02:55 FRS - #3 E.Brooks 19 yd pass from #9 J.Haener (#48 A.Montano kick), 10-75, 04:32 33-30
00:54 UCL - #2 K.Philips 15 yd pass from #1 D.Thompson-Robinson (#2 N.Barr-Mira kick), 9-75, 02:01 33-37
00:14 FRS - #5 J.Cropper 13 yd pass from #9 J.Haener (#48 A.Montano kick), 6-75, 00:40 40-37


FRS	UCLA
32	17
37/114	29/117
455	278
39/54/1	14/24/0
91/569	53/395
3/2	2/2
8/55	5/29
40:20	19:40
5/14	4/10
0/0	3/17
5/6	4/4

Top Individuals

Rushing - Rivers (F) 21-136, Thompson-Robinson (U) 13-67, B. Brown (U) 9-23, Charbonnet (U) 6-19; Passing - Haener (F) 39-53-1-455-2, Thompson-Robinson 14-24-0-278-3; Receiving - Cropper (F) 14-141, Kelly (F) 8-120, Philips (U) 7-113, K. Brown (U) 5-111, Jones (F) 5-61; Tackles - Williams (F) 12, Knight (U) 9, Osling (U) 6, Cal. Johnson (U) 6, Blaylock (U) 6, Mosby (F) 6, Maeva (F) 6.

GAME 4: UCLA 35, Stanford 24

Sept. 25 - Stanford, Calif.



STANFORD, Calif. – Redshirt senior quarterback Dorian Thompson-Robinson muscled through a four-touchdown performance in No. 24 UCLA's 35-24 victory over Stanford at Stanford Stadium on Saturday night.

Thompson-Robinson and redshirt junior receiver Kyle Philips replicated last week's fourth quarter with another pair of late-game touchdown connections to pull the Bruins (3-1, 1-0 Pac-12) away from the Cardinal (2-2, 0-2 Pac-12). UCLA has now defeated Stanford in back-to-back meetings for the first time since 2007-08.

It was Thompson-Robinson's first game with at least two passing and rushing scores since the Bruins' 67-63 win over Washington State on Sept. 21, 2019.

After leaving the field with under four minutes left in the game on a third-down conversion from a quarterback keeper, Thompson-Robinson re-entered a play later and found Philips on an out route to put UCLA up two scores.

Previously in the fourth quarter, the Cardinal evened a 14-point deficit coming out of halftime, 21-21, with a pair of 40+ yard passing touchdowns by quarterback Tanner McKee. The first was a 56-yard heave to wide receiver Elijah Higgins at the 5:30 mark in the third quarter, and the second a 46-yard reception by Bryce Farrell in Stanford's opening drive in the fourth quarter.

On the Bruins' next play from scrimmage, Kyle Philips split two defenders across the middle and connected with Thompson-Robinson for his second 75-yard touchdown reception of the season. The last came in the Bruins' 38-27 win over LSU on Sept. 4. Philips finished the game with 111 yards on five receptions for the first back-to-back 100-yard receiving showings of his career. Redshirt senior defensive lineman Datona Jackson sacked McKee for a loss of eight yards on Stanford's first play in its next possession to put to rest any possibility of a Cardinal comeback.

UCLA's defense opened the game preventing Stanford from gaining a first down and crossing midfield until its sixth drive of the game coming at the 7:30 mark in the second quarter. On the Bruins' first punt return of the game, Philips weaved past defenders for a 58-yard return before being downed at the Stanford 13.

Junior running back Zach Charbonnet rushed four times for 12 yards to inch UCLA to the goal line, and on the next play, Thompson-Robinson pulled the ball on a read option to waltz untouched into the endzone for the Bruins' first score of the game and his first rushing touchdown of the season.

The Bruins' second score in the first quarter came on an 18-play, eight-minute drive that featured 15 running plays beginning on the UCLA 12. Charbonnet was responsible for nine of those carries for 49 yards, two of which came on fourth and third down conversions to keep the drive alive. With a push from four of his offensive linemen, Charbonnet found paydirt for the seventh time this season.

Charbonnet finished the game with 129 yards for his third 100-yard rushing game of the season.

Stanford scored in the final five minutes of the second quarter when McKee hit Brycen Tremayne on a corner route to the pylon.

A UCLA sack on Stanford's next possession pushed the Cardinal to 3rd and 14 with their backs near their own endzone to give the Bruins a chance to score once more before the end of the half.

On UCLA's next possession, Thompson-Robinson check downed to Charbonnet out of the backfield for two first down gains. Charbonnet rushed on a draw for 16 yards on the next play to put the Bruins in the redzone. Another zone read by Thompson-Robinson capped the drive as he glided in for his second rushing touchdown of the game.

UCLA	14	7	0	14	--35
Stanford	0	7	7	10	--24

Attn.: 47,236

First Quarter

12:12 UCLA - Thompson-Robinson 1 yd run (Barr-Mira, Nich kick), 5-13 2:16
00:15 UCLA - Charbonnet, Zac 5 yd run (Barr-Mira, Nich kick), 17-88 0:00

Second Quarter

04:31 STAN - Tremayne, Brycen 19 yd pass from McKee, Tanner (Karty, Joshua kick), 7-70 4:05
00:23 UCLA - Thompson-Robinson 2 yd run (Barr-Mira, Nich kick), 7-55 1:17

Third Quarter

05:30 STAN - Higgins, Elijah 56 yd pass from McKee, Tanner (Karty, Joshua kick), 1-56 0:10

Fourth Quarter

13:06 STAN - Farrell, Bryce 52 yd pass from McKee, Tanner (Karty, Joshua kick), 5-80 2:16
12:56 UCLA - Philips, Kyle 75 yd pass from Thompson-Robinson (Barr-Mira,

Nich kick), 1-75 0:10

09:10 STAN - Karty, Joshua 45 yd field goal, 7-45 3:46

02:30 UCLA - Philips, Kyle 5 yd pass from Thompson-Robinson (Barr-Mira, Nich kick), 13-75 6:40

UCLA	STAN
24	11
52/204	22/67
251	293
18/29/0	19/32/0
81/455	54/360
0/0	0/0
6/60	4/25
37:35	22:25
10/18	5/14
2/16	4/25
4/5	1/1

Top Individuals

Rushing - Charbonnet (U) 24-118, B. Brown (U) 8-66, McKee (S) 8-42, Thompson-Robinson (U) 16-30; Passing - McKee (S) 19-32-0-293-3, Thompson-Robinson (U) 18-29-0-251-2; Receiving - Philips (U) 5-120, Higgins (S) 5-103, Charbonnet (U) 5-57, Peat (S) 4-37, Tremayne (S) 4-32; Tackles - Damuni (S) 12, Booker (S) 10, Gilman (S) 9, Knight (U) 8, Williams (S) 8.

GAME 5: Arizona State 42, UCLA 23

Oct. 2 - Rose Bowl



LOS ANGELES – Redshirt senior quarterback Dorian Thompson-Robinson threw for 235 yards in the air and rushed for 93 yards on the ground in No. 20 UCLA's 42-23 loss to Arizona State at the Rose Bowl on Saturday night.

After the Bruins (3-2, 1-1 Pac-12) trimmed the Sun Devils' (4-1, 2-0 Pac-12) lead to just a point, 24-23, as time in the first half expired, Arizona State outscored UCLA 18-0 in the second half. The Bruins ran 83 plays compared to the Sun Devils' 51, but Arizona State scored in flashes with three touchdown plays of 40-plus yards.

Redshirt junior Kyle Philips was the beneficiary of Thompson-Robinson's touchdown throw, marking Philips' fourth consecutive game finding paydirt. Redshirt junior tight end Greg Dulcich led the Bruins with nine catches for 136 yards, averaging 15.1 yards per catch. Junior running back Zach Charbonnet rushed for 89 yards on 21 carries.

The Sun Devils' first score of the second half came on a 49-yard touchdown rush by running back DeaMonte Traynum. Their score in the fourth quarter was a one-yard rush by running back Rachaad White to cap off Arizona State's longest drive of the game for 6:52.

The two teams traded field goals for their first points of the game. UCLA's three points came off the boot of redshirt sophomore kicker Nicholas Barr-Mira, who nailed a career-long 48-yard field goal on the first drive of the game.

An eight-yard scramble by Thompson-Robinson and a 21-yard carry by Charbonnet put the Bruins in the redzone for the first time of the night as time ran out in the first quarter. On the first play of the second period, Thompson-Robinson located his target junior wide receiver Kyle Philips for a four-yard touchdown – Philips' sixth of the year.

Thompson-Robinson and Philips connected on the Bruin offense's next play from scrimmage with a 24-yard pass to open their next touchdown drive of the first half. Again, Thompson-Robinson made a play with his legs to put UCLA inside the Arizona State 20 following a 35-yard run up the middle. Redshirt senior running back Brittain Brown capped the drive by stretching his arms over the goal line. Brown finished the night with 33 yards on 11 carries.

Arizona State quarterback Jayden Daniels answered both UCLA scores with two 50-plus-yard plays to wide receiver Ricky Pearsall. The first, a 65-yard screen pass, and the second, a 54-yard heave to give the Sun Devils' the lead for the remainder of the game.

Arizona State returner D.J. Taylor muffed his reception of the Bruins' last punt before the end of the first half. Junior long snapper Jack Landherr IV promptly pancaked Taylor as redshirt sophomore linebacker Kain Medrano recovered, leading to another Barr-Mira field goal.

Barr-Mira nailed three of his four field goal attempts from 48, 21 and 26 yards.

Arizona State	3	21	8	10	--42
UCLA	3	20	0	0	--23

Weather: Sunny 80° / Attn.: 40,522

First Quarter

10:40 UCL - #2 N.Barr-Mira 48 yd FG, 10-45, 04:20 0-3
04:11 ASU - #8 C.Zendejas 25 yd FG, 6-20, 02:20

Second Quarter

14:57 UCL - #2 K.Philips 3 yd pass from #1 D.Thompson-Robinson (#2 N.Barr-Mira kick), 12-75, 04:14 3-10
 11:59 ASU - #1 D.Trayanum 6 yd rush (#8 C.Zendejas kick), 7-75, 02:58 10-10
 10:03 UCL - #28 B.Brown 1 yd rush (#2 N.Barr-Mira kick), 6-73, 01:48 10-17
 08:26 ASU - #19 R.Pearsall 65 yd pass from #5 J.Daniels (#8 C.Zendejas kick), 4-83, 01:32 17-17
 03:51 UCL - #2 N.Barr-Mira 21 yd FG, 12-72, 04:35 17-20
 02:44 ASU - #19 R.Pearsall 54 yd pass from #5 J.Daniels (#8 C.Zendejas kick), 3-75, 01:07 24-20
 00:00 UCL - #2 N.Barr-Mira 26 yd FG, 1-0, 00:04 24-23

Third Quarter

13:32 ASU - #3 R.White 49 yd rush (#1 D.Trayanum rush), 5-75, 01:28 32-2

Fourth Quarter

06:43 ASU - #3 R.White 1 yd rush (#8 C.Zendejas kick), 11-96, 06:52 39-23
 02:41 ASU - #8 C.Zendejas 32 yd FG, 6-11, 01:54 42-23

ASU		UCLA
17	First Downs	23
33/177	Carries/Net Yards Rushing	52/198
286	Net Yards Passing	235
13/19/0	Pass Comp/Att/Int	21/32/0
52/463	Total Plays/Total Yards	84/433
1/1	Fumbles/Fumbles Lost	1/1
6/51	Penalties	8/89
24:09	Time of Possession	34:42
5/10	Third Down Conversion/ Att	9/20
4/20	Sacks/Yds	0/0
4/4	Red Zone	4/5

Top Individuals

Rushing - Thompson-Robinson (U) 19-95, Charbonnet (U) 21-89, White (A) 9-69, Trayanum (A) 16-67; Passing - Daniels (A) 13-19-0-286-2, Thompson-Robinson (U) 21-32-0-235-1; Receiving - Dulcich (U) 9-136, Philips (U) 6-58, Pearsall (A) 4-132, Cota (U) 4-36; Tackles - Soelle (A) 12, Pierce (A) 9, Butler (A) 9, Jones (A) 8, Davidson (A) 7, Genmark Heath (U) 5, Knight (U) 5, Calvert (U) 5, Gentry (A) 5, Norman-Lott (A) 5, Forman (A) 5.

GAME 6: UCLA 34, Arizona 16

Oct. 9 - Tucson, Ariz.



TUCSON, Ariz. – Brittain Brown totaled a team-leading 146 rushing yards to propel the UCLA football team past Arizona, 34-16, in a Pac-12 contest at Arizona Stadium on Saturday evening.

Brown and Zach Charbonnet each topped the 100-yard rushing plateau. Brown averaged 12.2 yards per carry, netting 146 yards on 12 carries. Charbonnet had 117 rushing yards (on 21 carries) for the visiting Bruins (4-2, 2-1 Pac-12), logging his fourth game of the season with at least 100 yards on the ground.

Saturday's game marked UCLA's first contest since Oct. 25, 2014, in which two players tallied at least 100 rushing yards. In a 40-37 road win at Colorado in 2014, Paul Perkins rushed for 180 yards and quarterback Brett Hundley had 110 rushing yards.

UCLA finished with a season-best 329 rushing yards in the win against Arizona (0-5, 0-2 Pac-12), limiting the host Wildcats to just 122 rushing yards on 41 attempts.

Bruins' quarterback Dorian Thompson-Robinson had a pair of rushing touchdowns, finishing the Pac-12 contest with 82 passing yards and 28 rushing yards.

Brown's 48-yard touchdown carry midway through the fourth quarter helped UCLA separate from Arizona, taking a 31-16 lead. The Bruins later added a field goal, a 43-yard kick by Nicholas Barr-Mira with fewer than two minutes to play.

Neither team had led by more than 10 points through the game's first three quarters.

The Bruins pushed ahead, 24-16, on a four-yard touchdown carry from Thompson-Robinson with 4:06 remaining in the third quarter. UCLA totaled 75 yards on a nine-play drive, including a 22-yard pass from Thompson-Robinson to Greg Dulcich that gave the Bruins possession on the Arizona 28-yard line.

Dulcich finished the game with three receptions for 36 yards.

UCLA led Arizona at halftime, 14-13, after having secured a 14-6 advantage on a nine-play, 72-yard scoring drive with just over three minutes to play in the second quarter. Arizona scored a touchdown with 30 seconds to play before halftime, cutting UCLA's margin to 14-13.

After Arizona scored three points on a field goal midway through the opening quarter, UCLA took a 7-3 lead at the 3:48 mark in the first frame. Thompson-Robinson connected with Dulcich on a three-yard pass, capping a 13-play, 75-yard drive.

UCLA 7 7 10 10 --34

Arizona 3 10 3 0 --16

Weather: Sunny / Attn.: 43,258

First Quarter

09:03 ARI - #33 T.Loop 28 yd FG, 14-65, 05:57 0-3
 03:48 UCL - #85 G.Dulcich 3 yd pass from #1 D.Thompson-Robinson (#2 N.Barr-Mira kick), 13-75, 05:15 7-3

Second Quarter

14:18 ARI - #43 L.Havrisik 46 yd FG, 12-47, 04:30 7-6
 2nd 03:01 UCL - #1 D.Thompson-Robinson 2 yd rush (#2 N.Barr-Mira kick), 9-72, 04:00 14-6
 00:30 ARI - #6 M.Wiley 10 yd pass from #10 J.Joiner (#33 T.Loop kick), 9-75, 02:31 14-13

Third Quarter

13:17 UCL - #2 N.Barr-Mira 23 yd FG, 5-15, 01:33 17-13
 08:18 ARI - #43 L.Havrisik 46 yd FG, 11-48, 04:59 17-16
 04:06 UCL - #1 D.Thompson-Robinson 4 yd rush (#2 N.Barr-Mira kick), 9-75, 04:12 24-16

Fourth Quarter

07:48 UCL - #28 B.Brown 48 yd rush (#2 N.Barr-Mira kick), 6-69, 03:17 31-16
 01:43 UCL - #2 N.Barr-Mira 43 yd FG, 12-35, 05:24 34-16

UCLA		ARIZ
22	First Downs	27
47/329	Carries/Net Yards Rushing	42/122
82	Net Yards Passing	240
8/19/1	Pass Comp/Att/Int	26/38/0
66/411	Total Plays/Total Yards	80/362
2/1	Fumbles/Fumbles Lost	3/2
8/95	Penalties	12/81
29:37	Time of Possession	30:23
5/11	Third Down Conversion/ Att	6/14
3/18	Sacks/Yds	1/3
4/4	Red Zone	4/4

Top Individuals

Rushing - Brown (U) 12-146, Charbonnet (U) 21-117, Anderson (A) 16-58, Wiley (A) 13-46; Passing - McCloud (A) 21-30-0-182-0, Thompson-Robinson (U) 8-19-1-82-1; Receiving - Berryhill (A) 7-59, Curry (A) 6-43, Casteel (A) 4-40, Dulcich (U) 3-36, Wiley (A) 3-43, Anderson (A) 3-22; Tackles - Pandy (A) 13, Turner (A) 10, Knight (U) 8, Blaylock (U) 8, Cal. Johnson (U) 7, Young (A) 7, Calvert (U) 6, Hayward (A) 6.

GAME 7: UCLA 24, Washington 17

Oct. 16 - Seattle, Wash.



SEATTLE -- Dorian Thompson-Robinson found the endzone three times, twice through the air and once on the ground, for 270 total scrimmage yards in UCLA's 24-17 road victory over Washington at Husky Stadium on Saturday night.

Thompson-Robinson saved his best drive for the fourth quarter, capping a 13-play, and five-minute, 47-second possession with a strike to tight end Greg Dulcich to give the Bruins (5-2, 3-1 Pac-12) the lead over the Huskies (2-4, 2-2 Pac-12). It was Thompson-Robinson's second passing touchdown of the game, and marked the seventh game of his career with at least two passing touchdowns and one rushing touchdown.

The redshirt senior quarterback did it at an efficient rate, too, completing 21 of his 26 passes for 183 yards and a 165.3 quarterback rating. Dulcich's score was set up by two 16-yard and 14-yard rushes by running back Zach Charbonnet. Charbonnet eclipsed 100 yards rushing for the fifth time this season, gaining a team-high 131 rushing yards tonight. A fourth-down conversion on a one-yard push by Thompson-Robinson and a shovel pass to Dulcich out of the backfield put the Bruins at the Washington 12.

The Huskies crossed midfield on their next possession and hurled a deep ball down field that freshman defensive back Devin Kirkwood bobbled and snatched away from the Washington receiver for the Bruins' second interception of the day and the first of his career.

A Thompson-Robinson zone read for eight yards converted a third down with two minutes remaining and sealed the Bruin victory. Thompson-Robinson rushed for 87 total yards on 12 rushing attempts. UCLA dominated the fourth quarter with 118 total yards compared to Washington's 23.

Senior defensive back Quentin Lake picked off Washington quarterback Dylan Morris at the Husky 30-yard line in Washington's first possession of the game. The first score came in the first quarter from a field goal off the foot of Washington's Peyton Henry.

Thompson-Robinson rushed for 87 total yards on 12 rushing attempts. UCLA dominated the fourth quarter with 118 total yards compared to Washington's 23.

Senior defensive back Quentin Lake picked off Washington quarterback Dylan Morris at the Husky 30-yard line in Washington's first possession of the game. The first score came in the first quarter from a field goal off the foot of Washington's Peyton Henry.

UCLA answered at the end of the quarter on a drive that started and ended with 17-plus-yard completions by Thompson-Robinson. Thompson-Robinson located senior wide receiver Chase Cota for 19 yards – their first of three connections for 60 yards in the half. Charbonnet toled the rock for three consecutive rushes, the last going for 23 yards. On the next play, Thompson-Robinson hit redshirt sophomore Kam Brown on a 17-yard screen pass for a touchdown to take the lead, 7-3.

Two big gains on the ground – a 22-yard rush by redshirt senior running back Brittain Brown and 13-yard rush by Charbonnet – pushed UCLA into scoring position on its next possession. Redshirt sophomore kicker Nicholas Barr-Mira drilled his ninth field goal of the season from 39 yards out to extend the Bruins' lead to a touchdown, 10-3, in the second quarter.

The Bruins' score went unanswered as the Huskies were forced to punt on a three-and-out. Thompson-Robinson picked up two big chunks of yards with a 22-yard scramble on the opening play of the drive followed by a 27-yard completion to Cota that would put UCLA at the Washington 10. On 4th and one at the goal line, Thompson-Robinson, with a push from Brown, squeezed through the Husky defensive line for paydirt, 17-3.

The Huskies evened the score, 17-17, with two touchdowns coming before the end of the first half and their first possession of the second half.

UCLA 7 10 0 7 --24

Washington 3 7 7 0 --17

Weather: Cloudy 65° / Attn.: 62,266

First Quarter

03:23 UW - #47 P.Henry 25 yd FG, 12-74, 05:31 0-3
 00:29 UCL - #0 K.Brown 17 yd pass from #1 D.Thompson-Robinson (#2 N.Barr-Mira kick), 6-75, 02:54 7-3

Second Quarter

07:04 UCL - #2 N.Barr-Mira 39 yd FG, 8-51, 04:19 10-3
 03:33 UCL - #1 D.Thompson-Robinson 1 yd rush (#2 N.Barr-Mira kick), 6-56, 02:19 17-3
 00:52 UW - #16 R.Oduenze 26 yd pass from #9 D.Morris (#47 P.Henry kick), 8-69, 02:35 17-10

Third Quarter

06:55 UW - #9 D.Morris 1 yd rush (#47 P.Henry kick), 9-75, 04:52 17-17

Fourth Quarter

08:19 UCL - #85 G.Dulcich 9 yd pass from #1 D.Thompson-Robinson (#2 N.Barr-Mira kick), 13-90, 05:47 24-17

UCLA		WASH
22	First Downs	19
40/237	Carries/Net Yards Rushing	31/83
183	Net Yards Passing	184
21/27/0	Pass Comp/Att/Int	20/30/2
67/420	Total Plays/Total Yards	61/267
1/0	Fumbles/Fumbles Lost	1/0
6/60	Penalties	3/20
29:20	Time of Possession	30:40
3/12	Third Down Conversion/ Att	9/14
2/11	Sacks/Yds	0/0
3/3	Red Zone	2/2

Top Individuals

Rushing - Charbonnet (U) 21-131, Thompson-Robinson (U) 12-87, Pleasant (W) 9-80, McGrew (W) 18-38; Passing - Morris (W) 20-30-2-184-1, Thompson-Robinson (U) 21-26-0-183-2; Receiving - Allen (U) 5-26, Oduenze (W) 4-58, McMillan (U) 4-49, Bynum (W) 4-28, B. Brown (U) 4-7, Cota (U) 3-60, K. Brown (U) 3-27, Otton (W) 3-26; Tackles - Ulofoshio (W) 10, Cal. Johnson (U) 6, Lake (U) 6, Turner (W) 6, McDonald (W) 6, Genmark Heath (U) 5, Taimani (W) 5, Cook (W) 5, Sirmon (W) 5.

GAME 8: Oregon 34, UCLA 31

Oct. 23 - Rose Bowl

Pasadena, Calif. – The Bruins' late-game heroics fell short in their 34-31 loss to the No. 10 Ducks at the Rose Bowl on Saturday.

Two fourth-quarter touchdowns and interceptions put UCLA (5-3, 3-2 Pac-12) in position with three minutes left in the game to either even the score or take the lead on their final drive, but Oregon (6-1, 3-1 Pac-12) intercepted the ball with 48 seconds left to seal the game.

The Ducks were marching downfield into UCLA territory when senior defensive back Jay Shaw glided in front of an Oregon receiver to snag



the Bruins' second interception of the fourth quarter. UCLA had its back against the walls twice in its final drive, but redshirt senior quarterback Dorian Thompson-Robinson converted on a 4th down and 7 with a 16-yard completion and, later in the drive, freshman quarterback Ethan Garbers moved the chains on a 4th and 8 strike to redshirt junior receiver Kyle Phillips.

The Bruins scored their first points of the fourth quarter with a two-yard rush by Thompson-Robinson which was set up earlier in the drive by two conversions, both to redshirt junior tight end Greg Dulcich.

An interception by redshirt senior linebacker Jordan Genmark Heath and return for 20 yards set up UCLA's next touchdown. After a defensive holding penalty by the Ducks on 3rd and 6 on the Oregon six-yard line, redshirt senior running back Brittain Brown toted the ball for two carries, the last resulting in a touchdown.

Brown finished the game with 45 rushing yards on 13 carries for two touchdowns.

Thompson-Robinson threw for 99 yards of his total 220 passing yards in the fourth quarter.

The Ducks outscored the Bruins 27-3 in the second and third periods following a 14-0 cushion set by UCLA in the first quarter. Oregon running back Travis Dye rushed for four of the Ducks' five touchdowns on 14 carries for 35 yards. The other score came on a 43-yard TD rush by quarterback Anthony Brown.

Thompson-Robinson utilized his air and ground attack and the Bruin defense tallied a sack, three tackles for loss, a forced fumble and two pass break ups to give UCLA the early lead in the opening period.

Thompson-Robinson moved the ball with ease on the Bruins' first drive of the game with six first downs, completing all four of his passing attempts to four different receivers. On the Bruins' next two plays, Thompson-Robinson picked up two first downs on the ground with 10-and-11-yard rushes. A 13-yard carry touchdown by Brittain Brown – his fifth of the year – put the first points on the scoreboard, capping a 12-play, 75-yard possession.

Thompson-Robinson rushed for 35 yards on his 15 carries. Phillips was the Bruins' leading receiver with 73 yards on eight receptions.

The Ducks threatened to answer the Bruins' score, attempting a fourth-down conversion at UCLA's 35 when redshirt senior linebacker Jordan Genmark Heath closed in to tackle Oregon running back Travis Dye for a turnover on downs.

A sack by redshirt junior linebacker Ale Kaho on the Ducks' next possession forced a punt on fourth and 20. Defensive back Martell Irby swarmed the Oregon punter for a block and fumble recovery, putting the ball in Thompson-Robinson's hands at the Oregon 30.

Thompson-Robinson promptly found redshirt sophomore running back Keegan Jones in stride down the sideline for a 19-yard reception. On the next play, Thompson-Robinson threw a quick strike to running back Kazmeir Allen for the touchdown.

UCLA's three points in the second quarter came off the boot of redshirt sophomore Nicholas Barr-Mira for a 37-yard field goal.

Oregon 0 14 13 7 --34

UCLA 14 3 0 14 --31

Weather: Cloudy 64° / Attn.: 55,675

First Quarter

09:45 UCL - #28 B.Brown 1 yd rush (#2 N.Barr-Mira kick), 12-75, 05:15 0-7
04:08 UCL - #19 K.Allen 5 y pass from #1 D.Thompson-Robinson (#2 N.Barr-Mira kick), 4-30, 00:59 0-14

Second Quarter

13:46 ORE - #26 T.Dye 1 yd rush (#49 C.Lewis kick), 12-87, 05:22 7-14
02:49 ORE - #26 T.Dye 4 yd rush (#49 C.Lewis kick), 12-80, 05:17 14-14
00:00 UCL - #2 N.Barr-Mira 37 yd FG, 15-56, 02:49 14-17

Third Quarter

12:00 ORE - #26 T.Dye 1 yd rush (#49 C.Lewis kick), 6-75, 03:00 21-17
08:52 ORE - #26 T.Dye 5 yd rush (#49 C.Lewis kick missed), 4-22, 02:14 27-17

Fourth Quarter

13:53 ORE - #13 A.Brown 43 yd rush (#49 C.Lewis kick), 3-62, 00:59 34-17
10:35 UCL - #1 D.Thompson-Robinson 2 yd rush (#2 N.Barr-Mira kick), 12-75, 03:18 34-24
06:34 UCL - #28 B.Brown 1 yd rush (#2 N.Barr-Mira kick), 7-20, 02:53 34-31

ORE	UCLA
22	28
24/121	45/110
296	242
29/39/2	24/46/2
63/417	91/352
2/1	3/1
9/57	7/50


28:43	Time of Possession	31:17
7/9	Third Down Conversion/ Att	10/19
4/19	Sacks/Yds	1/5
4/4	Red Zone	5/6

Top Individuals

Rushing - Brown (O) 6-85, B. Brown (U) 13-45, Charbonnet (U) 15-35, Thompson-Robinson (U) 15-35, Dye (O) 14-35; Passing - Brown (O) 29-39-2-296-0, Thompson-Robinson (U) 22-41-1-220-1; Receiving - Phillips (U) 8-73, D. Williams (O) 5-80, Pittman (O) 5-46, Dulcich (U) 4-51, Johnson (O) 4-45, Dye (O) 4-36; Tackles - Thibodeaux (O) 9, Sewell (O) 9, Genmark Heath (U) 8, James (O) 8, Calvert (U) 6, Lake (U) 6, Wright (O) 6, McKinley (O) 6, Bassa (O) 6.

GAME 9: Utah 44, UCLA 24

Oct. 30 - Salt Lake City, Utah



SALT LAKE CITY - UCLA dropped its first road contest of the season, allowing a season-high 290 rushing yards and five rushing touchdowns in a 44-24 loss at Utah.

In his first collegiate start, Bruin redshirt freshman quarterback Ethan Garbers was 27-for-44 with 265 yards and threw for two touchdowns. He also rushed for 36 yards on 14 attempts and led UCLA to seven of nine fourth down conversions. Zach Charbonnet was UCLA's top runner with 65 yards rushing

and one touchdown.

Utah running back Tavion Thomas rushed for four touchdowns and totaled 160 yards on 24 carries, while quarterback Cameron Rising was 17-for-29 with 179 yards passing and one touchdown.

Both teams scored on their first two drives, with Utah taking an early 7-0 lead after a 20-yard Thomas touchdown rush on the first drive. The Bruins responded with a 16-play drive that resulted in a 28-yard field goal by Nicholas Barr-Mira. Garbers helped keep the drive alive by scrambling six yards for a first down on 4th and 2 at the Utah 41.

Thomas scored again for the Utes in the second quarter, an eight-yard run that put Utah up 14-3, but UCLA came right back with a 12-play drive that saw the Bruins convert a pair of fourth downs. Garbers gained three yards on 4th and 2 on the Bruins' 45, and Charbonnet took it into the end zone on 4th and 1 from the Utah 30 to trim the Utes' lead to 14-10.

Utah (5-3, 4-1 in the Pac-12) took over from there, however, scoring on a four-yard touchdown pass from Rising to Dalton Kincaid and then nabbing an interception two plays later at the UCLA 30 on a tipped pass by Garbers. The Utes quickly scored on a 10-yard rush by Thomas to go up 28-10 with 4:27 to play in the half.

The Bruins (5-4, 3-3) began a comeback late in the third quarter, with Garbers executing a six-play touchdown drive that culminated in a six-yard touchdown pass to Michael Ezeike. The score was Garbers' first career touchdown, and it cut Utah's lead to 28-17 with under five minutes to play in the third. But Utah answered back with a 12-yard rushing touchdown by Rising at the start of the fourth quarter to bring the lead back to 18.

A nine-yard touchdown reception by Greg Dulcich with 11:04 to play brought UCLA within 11 once again, and the defense produced a third down stop, with the Utes falling one yard short at the UCLA 49. On 4th and 1, Rising punted 43 yards to the UCLA six, and on the first play of the drive, Hauati Pututau sacked Garbers in the end zone for a safety. The Utes scored again on Thomas' fourth touchdown of the night, a 24-yard run with 4:40 to play.

UCLA 3 7 7 7 --24

Utah 7 21 0 16 --44

Weather: Sunny / Attn.: 43,258

First Quarter

11:26 UU - #9 T.Thomas 10 yd rush (#67 J.Noyes kick), 9-75, 03:34 0-7
03:48 UCL - #2 N.Barr-Mira 28 yd FG, 16-65, 07:38 3-7

Second Quarter

14:55 UU - #9 T.Thomas 8 yd rush (#67 J.Noyes kick), 10-75, 03:53 3-14
09:06 UCL - #24 Z.Charbonnet 30 yd rush (#2 N.Barr-Mira kick), 12-75, 05:49 10-14
05:51 UU - #86 D.Kincaid 4 yd pass from #7 C.Rising (#67 J.Noyes kick), 7-75, 03:15 10-21
04:27 UU - #9 T.Thomas 10 yd rush (#67 J.Noyes kick), 2-17, 00:35 10-2

Third Quarter

04:59 UCL - #86 M.Ezeike 6 yd pass from #4 E.Garbers (#2 N.Barr-Mira kick), 6-91, 01:53 17-28

Fourth Quarter

14:55 UU - #7 C.Rising 12 yd rush (#97 J.Redding kick), 11-75, 05:04 17-35
11:04 UCL - #85 G.Dulich 9 yd pass from #4 E.Garbers (#2 N.Barr-Mira kick), 10-75, 03:51 24-35

07:16 UU - #41 H.Pututau SAFETY, 00:07 24-37
04:40 UU - #9 T.Thomas 24 yd rush (#97 J.Redding kick), 7-58, 02:34 24-44

UCLA	UTAH
24	27
35/146	44/290
265	179
27/44/1	17/27/0
79/411	71/469
2/0	0/0
7/45	5/53
29:13	30:47
4/16	8/12
0/0	2/14
3/3	5/5

Top Individuals

Rushing - Thomas (UT) 24-160, Charbonnet (UC) 11-65, Rising (UT) 6-63, Pledger (UT) 8-61, B. Brown (UC) 10-45; Passing - Garbers (UC) 27-44-1-265-2, Rising (UT) 17-27-0-179-1; Receiving - Phillips (UC) 7-86, B. Brown (UC) 6-53, Dulcich (UC) 6-52, Kuithe (UT) 5-63; Tackles - Sewell (UT) 14, Lake (UC) 9, Reid (UT) 9, McKinney (UT) 8, Kaho (UC) 7, Genmark Heath (UC) 7, Agude (UC) 7, Phillips (UT) 7.

GAME 10: UCLA 44, Colorado 20

Nov. 13 - Rose Bowl



LOS ANGELES – UCLA stormed back from an early deficit on Saturday evening at the Rose Bowl, scoring 37 unanswered points and pulling away for a 44-20 victory over Colorado. The Bruins earned their sixth win of the season to become bowl-eligible.

UCLA trailed 20-10 in the first half before outscoring the Buffs, 34-0, in the final two quarters. UCLA's ground game was unstoppable, as the Bruins compiled 245 rushing yards and five scores on the ground. Zach

Charbonnet continued his impressive 2021 campaign, totaling three rushing touchdowns on the night to bring his season tally to 11 rushing scores.

Kyle Phillips landed the knockout blow with an 82-yard punt return touchdown early in the fourth quarter. He also totaled eight catches for 99 yards.

The teams exchanged three-and-outs on their respective opening possessions before Alex Fontenot capped a 12-play, 70-yard drive with a one-yard rushing score. UCLA retained possession with 4:53 to play in the first quarter and picked up a pair of first downs, but Dorian Thompson-Robinson threw a third-down interception and Colorado took over from the Bruins' 46-yard-line (1:15).

UCLA's defense would hold strong to start the second quarter, forcing a turnover as Colorado couldn't convert on fourth down. Thompson-Robinson would connect with Kam Brown for a 40-yard score, but the touchdown was nullified due to an illegal touching penalty from Brown. The Buffaloes took over and drove 10 plays down the field and converted a 23-yard field goal to take a 10-0 lead (8:37).

The Bruins' offense was in business after a 47-yard catch-and-run from Kyle Phillips, with the big play setting up a one-yard score from Brittain Brown on the ground to make it a 10-7 contest (7:56). Colorado would answer right back with a 75-yard drive capped off by Fontenot's second goal line score of the evening (17-7). UCLA's next drive would see Greg Dulcich snag a 29-yard reception into CU territory, but the Bruins couldn't convert a 47-yard field goal try and the deficit held at 10 points. The teams would exchange field goals to end the half, with the Buffaloes taking a 20-10 lead into the break.

UCLA got the ball to start the second half and marched down the field before Charbonnet found the endzone on the ground. Nicholas Barr-Mira missed the extra point, leaving Colorado with a 20-16 lead. After a defensive stop, Brittain Brown gashed the Colorado defense with two first-down runs ahead of a 23-yard rushing score from Thompson-Robinson, putting the Bruins ahead, 23-20 (6:07). The Bruins' momentum continued with a 75-yard touchdown drive, capped by Charbonnet's second rushing score of the night (2:54).

Leading 30-20, the Bruins kept firing. Charbonnet found the endzone for his third touchdown of the night and 11th of the season, and Phillips followed with a punt-return touchdown early in the fourth quarter to extend the lead to 44-20, which would hold as the final score.

Colorado 7 13 0 0 --20

UCLA 0 10 20 14 --44

Weather: Sunny / Attn.: 36,573

First Quarter

04:53 COL - #8 A.Fontenot 1 yd rush (#36 C.Becker kick), 12-70, 06:34 7-0

Second Quarter

08:37 COL - #36 C.Becker 23 yd FG, 10-55, 03:54 10-0
 07:56 UCL - #28 B.Brown 1 yd rush (#2 N.Barr-Mira kick), 3-79, 00:36 10-7
 05:22 COL - #8 A.Fontenot 1 yd rush (#36 C.Becker kick), 6-75, 02:34 17-7
 00:57 COL - #36 C.Becker 40 yd FG, 8-49, 02:23 20-7
 00:00 UCL - #2 N.Barr-Mira 41 yd FG, 8-52, 00:57 20-10

Third Quarter

11:33 UCL - #24 Z.Charbonnet 2 yd rush (#2 N.Barr-Mira kick missed), 9-76, 03:23 20-16
 06:07 UCL - #1 D.Thompson-Robinson 23 yd rush (#2 N.Barr-Mira kick), 7-83, 01:54 20-23
 00:30 UCL - #24 Z.Charbonnet 3 yd rush (#2 N.Barr-Mira kick), 9-75, 02:54 20-3

Fourth Quarter

12:12 UCL - #24 Z.Charbonnet 2 yd rush (#2 N.Barr-Mira kick), 5-34, 01:46 20-37
 10:10 UCL - #2 K.Philips 82 yd punt return (#2 N.Barr-Mira kick), 02:02 20-44


COL	UCLA
20	27
47/192	41/244
166	257
18/29/0	18/26/1
76/358	67/501
1/1	0/0
7/48	9/67
32:45	27:15
3/13	4/10
1/2	4/49
4/4	4/5

Top Individuals

Rushing - Broussard (C) 16-108, Thompson-Robinson (U) 9-98, Charbonnet (U) 17-67, B. Brown (U) 6-58, Fontenot (C) 11-51; Passing - Thompson-Robinson (U) 18-26-1-257-0, Lewis (C) 17-26-0-158-0; Receiving - Phillips (U) 8-99, Russell (C) 5-60, Arias (C) 4-70, Dulcich (U) 3-87, Cota (U) 3-43, Rice (C) 3-14; Tackles - Blaylock (U) 11, Q. Perry (C) 7, Gonzalez (C) 7, Knight (U) 6, Lake (U) 6, Barnes (C) 6, M. Perry (C) 6, Wells (C) 6.

GAME 11: UCLA 62, USC 33

Nov. 20 - Los Angeles, Calif.



LOS ANGELES – Dorian Thompson-Robinson totaled 349 passing yards and accounted for six touchdowns to lead the UCLA football team past USC, 62-33, in a Pac-12 showdown at the L.A. Coliseum on Saturday afternoon.

The Bruins' 62 points were the most scored by UCLA in the all-time series against USC, a cross-town series that began in 1929. In fact, UCLA (7-4) crossed the 50-point plateau for the first time against the Trojans (4-6).

Thompson-Robinson completed 16 of 22 passes for 349 yards, threw four touchdowns, and added 46 rushing yards (including a pair of rushing touchdowns) against USC. As a team, the Bruins finished with 609 total offensive yards.

Kazmeir Allen scored three touchdowns – two TD receptions from Thompson-Robinson and an 100-yard kickoff return for a touchdown late in the third quarter.

Allen became UCLA's first player to return a kickoff 100 yards for a touchdown since Demetric Felton accomplished the feat at Washington State on Sept. 21, 2019, in the Bruins' 67-63 win.

UCLA's 29-point win on Saturday marked the Bruins' largest margin of victory against USC since a 34-0 win against the Trojans in 1954.

Zach Charbonnet totaled 167 rushing yards on 28 carries, including one touchdown run early in the fourth quarter.

Leading USC by a 28-17 margin at halftime, the Bruins pushed their second-half cushion to as many as 22 points – 48-26 – with under 11 minutes to play in the fourth quarter. UCLA never trailed USC in the second half.

The Bruins overcame an early 10-7 deficit, late in the first quarter, took a 14-10 lead, and never looked back. UCLA led 28-10 midway through the second quarter and carried a 28-17 advantage into the locker room at halftime.

UCLA increased its cushion to 35-17 at the 11:36 mark in the third quarter with an eight-play, 78-yard drive, culminating in an 11-yard touchdown strike from Thompson-Robinson to Kyle Phillips.

After USC trimmed UCLA's margin to 35-26 at the third quarter's 2:09 mark, the Bruins answered with Allen's 100-yard kickoff return.

The game's first half featured multiple lead changes. USC scored first, connecting on a 29-yard field goal by Alex Stadthaus with 10:56 to play in the opening quarter. UCLA answered with a 45-yard touchdown pass

from Thompson-Robinson to Allen with 4:32 to left in the first quarter.

Trailing 7-3, USC responded in the final minute of the first quarter. The Trojans capped a 10-play, 63-yard drive with a seven-yard touchdown carry by Vavae Malepeai.

UCLA secured a 14-10 lead, midway through the second quarter, as Thompson-Robinson connected on a 23-yard touchdown strike through the air to Kyle Phillips.

The Bruins added two more touchdowns in the second quarter, staking a 28-10 lead, before entering the locker room at halftime with a 28-17 advantage. Thompson-Robinson's 58-yard touchdown pass to Allen at the 6:31 mark in the second quarter put the Bruins ahead, 21-10. Minutes later, Thompson-Robinson rushed for a four-yard touchdown to give UCLA an 18-point cushion.

UCLA	7	21	14	20	--62
USC	10	7	9	7	--33

Weather: Sunny / Attn.: 43,258

First Quarter

10:56 USC - #38 A.Stadthaus 29 yd FG, 10-63, 04:04 0-3
 04:32 UCL - #19 K.Allen 45 yd pass from #1 D.Thompson-Robinson (#2 N.Barr-Mira kick), 8-94, 02:29 7-3
 00:10 USC - #6 V.Malepeai 7 yd rush (#38 A.Stadthaus kick), 10-63, 04:15 7-10

Second Quarter

09:33 UCL - #2 K.Philips 23 yd pass from #1 D.Thompson-Robinson (#2 N.Barr-Mira kick), 6-58, 01:52 14-10
 06:31 UCL - #19 K.Allen 58 yd pass from #1 D.Thompson-Robinson (#2 N.Barr-Mira kick), 2-60, 00:43 21-10
 02:13 UCL - #1 D.Thompson-Robinson 4 yd rush (#2 N.Barr-Mira kick), 5-69, 01:23 28-10
 00:23 USC - #6 V.Malepeai 3 yd rush (#38 A.Stadthaus kick), 8-67, 01:43 28-17

Third Quarter

11:36 UCL - #2 K.Philips 11 yd pass from #1 D.Thompson-Robinson (#2 N.Barr-Mira kick), 8-78, 03:19 35-17
 05:02 USC - #38 A.Stadthaus 23 yd FG, 16-65, 06:26 35-20
 02:09 UCL - #1 G.Bryant Jr. 44 yd pass from #2 J.Dart (#2 J.Dart rush failed), 2-72, 00:23 35-26
 01:56 UCL - #19 K.Allen 100 yd kickoff return (#2 N.Barr-Mira kick), 00:00 42-26

Fourth Quarter

10:12 UCL - #24 Z.Charbonnet 4 yd rush (#2 K.Philips pass from #1 D.Thompson-Robinson failed), 11-98, 05:57 48-26
 06:48 USC - #6 V.Malepeai 1 yd rush (#38 A.Stadthaus kick), 9-75, 03:24 48-33
 03:47 UCL - #1 D.Thompson-Robinson 15 yd rush (#2 N.Barr-Mira kick), 5-25, 02:58 55-33
 01:09 UCL - #36 E.Fernea 42 yd rush (#2 N.Barr-Mira kick), 3-50, 01:41 62-33

UCLA	USC
30	27
44/260	39/159
349	325
16/22/2	27/47/2
66/609	86/484
0/0	0/0
8/74	8/78
26:54	33:06
6/9	9/19
3/23	1/7
4/5	5/5

Top Individuals

Rushing - Charbonnet (UCLA) 28-167, Ingram (USC) 17-96, Fernea (UCLA) 3-50, Malepeai (USC) 10-49, Thompson-Robinson (UCLA) 11-46; Passing - Thompson-Robinson (UCLA) 16-22-2-349-4, Dart (USC) 27-47-2-325-1; Receiving - Bryant (USC) 9-161, Phillips (UCLA) 6-80, Washington (USC) 4-37, M. Jackson (USC) 4-17, Allen (UCLA) 3-115, K. Brown (UCLA) 3-47, Ingram (USC) 3-39, Ford (USC) 3-29; Tackles - Mauga (USC) 14, Agude (UCLA) 10, Lake (UCLA) 7, Knight (UCLA) 6, Cal. Johnson (UCLA) 6, Bullock (USC) 6, Echols (USC) 6.

GAME 12: UCLA 42, California 14

Nov. 27 - Pasadena, Calif.



PASADENA, Calif. – UCLA rallied from an early deficit on Saturday evening at the Rose Bowl, scoring 32 unanswered points for a 42-14 win over California to close out the regular season.

The Bruins (8-4, 6-3 South Division) improved to 57-34-1 all-time against the Golden Bears (4-7, 3-5 North Division). UCLA clinched a tie for second place in the South with the win, which is the Bruins' highest finish since it tied for second in the 2014 season (also with a 6-3 record). UCLA also

finished the month of November at 3-0 for the first time since 1998.

UCLA improved to 8-0 on the year when rushing for 200 or more yards. The Bruins finished with 282 rushing yards against the Pac-12's top rushing defense (122.0 yards per game), led by Zach Charbonnet's 106-yard effort on 22 carries and one touchdown. Charbonnet also had a game-high-tying six receptions for 41 yards for team-high 147 all-purpose yards. It was Charbonnet's seventh 100-yard rushing game this season, which leads all Pac-12 players. The last time a Bruin had more than seven was UCLA's all-time leading rusher Johnathan Franklin, who had a school-record nine in 2012.

Dorian Thompson-Robinson completed 19 of 28 passes for 164 yards, threw three touchdowns (with no interceptions), and added 102 rushing yards on 13 carries against Cal.

Kazmeir Allen finished as the Bruins' third-leading rusher with 56 yards on just three carries and one touchdown.

Trailing 14-10 after a Chase Garbers one-yard TD run at the 7:00 mark of the second quarter, the Bruins began the come-from-behind with a 13-play, 64-yard touchdown drive that took 6:29 off the clock and was capped by an 8-yard TD run by Allen to put the Bruins up 17-14 after the PAT. That score would hold as the total at halftime.

After opening the third quarter with a three-and-out, the Bruins scored 10 points on the final two drives to pull away from the Golden Bears, leading 27-14 heading into the fourth quarter. The third quarter touchdown was a Thompson-Robinson to Greg Dulcich connection for 29 yards. Dulcich also finished with six receptions and a game-high 86 receiving yards.

UCLA increased its cushion to 42-14 at the 8:53 mark in the fourth quarter with back-to-back touchdown drives to open the final stanza. The first drive (six plays, 80 yards, 2:19) culminated in a one-yard TD run by Charbonnet. The second drive (seven plays, 56 yards, 2:41) ended with a four-yard touchdown strike from Thompson-Robinson to Kyle Phillips.

For Phillips, it was his fourth game of the season with multiple receiving touchdowns. He finished the game with six catches for 32 yards and two touchdowns.

Last week the Golden Bears racked up 636 total yards of offense in their 41-17 win at Stanford. Tonight, the Bruins' defense held California to just 217 yards, including only 67 yards in the second half. California entered the game with the Pac-12's top-ranked scoring defense (21.1 points per game). The Bruins' 42 points are the most against the Golden Bears this season. The Bruins ended the game with 446 yards of total offense.

California	0	14	0	0	--14
UCLA	3	14	10	15	--42

Weather: Sunny / Attn.: 36,156

First Quarter

09:33 UCL - #2 N.Barr-Mira 41 yd FG, 9-47, 03:29 0-3

Second Quarter

14:10 UCL - #2 K.Philips 4 yd pass from #1 D.Thompson-Robinson (#2 N.Barr-Mira kick), 9-40, 04:05 0-10
 08:58 CAL - #34 C.Brooks 14 yd rush (#30 D.Longhetto kick), 11-75, 05:12 17-10
 07:00 CAL - #7 C.Garbers 1 yd rush (#30 D.Longhetto kick), 4-13, 01:54 14-10
 00:26 UCL - #19 K.Allen 8 yd rush (#2 N.Barr-Mira kick), 13-64, 06:29 14-17

Third Quarter

11:19 UCL - #85 G.Dulcich 29 yd pass from #1 D.Thompson-Robinson (#2 N.Barr-Mira kick), 3-71, 01:09 14-24
 02:25 UCL - #2 N.Barr-Mira 46 yd FG, 13-52, 05:26 14-27

Fourth Quarter

13:10 UCL - #24 Z.Charbonnet 1 yd rush (#24 Z.Charbonnet pass from #1 D.Thompson-Robinson), 6-80, 02:19 14-35
 08:53 UCL - #2 K.Philips 4 yd pass from #1 D.Thompson-Robinson (#2 N.Barr-Mira kick), 7-56, 02:41 14-42

CAL	UCLA
16	26
32/92	44/282
349	325
16/31/2	19/28/0
63/217	72/446
0/0	1/1
3/25	6/47
27:41	32:19
4/13	9/13
0/0	4/23
2/3	4/4

Top Individuals

Rushing - Charbonnet (U) 22-106, Thompson-Robinson (U) 13-102, Brooks (C) 12-61, Allen (U) 3-56; Passing - Thompson-Robinson (UCLA) 19-28-0-164-3, Garbers (C) 16-31-2-125-0; Receiving - Dulcich (U) 6-86, Charbonnet (U) 6-41, Phillips (U) 6-32, Crawford (C) 5-42, Dancy (C) 5-28; Tackles - Scott (C) 12, Hicks (U) 9, Rutchena (C) 9, Iosefa (C) 9, Lake (U) 6, Knight (U) 5, Cal. Johnson (U) 5, Agude (U) 5.

THE LAST TIME...

UCLA INDIVIDUAL RUSHING

Rushed for 100+ yards

Z. Charbonnet (106), D. Thompson-Robinson (102) vs. California, 2021

QB rushed for 100+ yards

Dorian Thompson-Robinson vs. California, 2021 (102)

QB Rushed for 160+ yards

Brett Hundley vs. Virginia Tech, 2013 (161)

QB Rushed for 100+ yards and threw for 300+ yards

Dorian Thompson-Robinson at Colorado, 2020 (303p, 109r)

Rushed for 200+ yards

Brittain Brown vs. Stanford, 2020 (219)

Rushed for 300+ yards

Maurice Jones-Drew, 2004 at Washington (322)

Back-to-back games of 100+ yards rushing

Zach Charbonnet at USC (167), vs. California (106)

Three straight games of 100+ yards rushing

Demetric Felton, Jr. vs. California (107), at Oregon (167), vs. Arizona (206), 2020

More than four straight games of 100+ yards rushing

Tyler Ebell, 2002 (6)

Back-to-back games of 200 yards rushing

Johnathan Franklin at Rice (214) and vs. Nebraska (217), 2012

Had 35 rushing attempts

Joshua Kelley vs. USC, 2018 (40)

Had 3 rushing touchdowns

Zach Charbonnet vs. Colorado, 2021 (3)

Had 4 rushing touchdowns

Joshua Kelley vs. Arizona State, 2019 (4)

Had 5 rushing touchdowns

Maurice Drew at Washington, 2004 (5)

Had run of 50+ yards

Brittain Brown at Arizona State, 2020 (64)

Had run of 60+ yards

Brittain Brown at Arizona State, 2020 (64)

Had run of 70+ yards

Demetric Felton vs. Oregon State, 2019 (75)

Had run of 75+ yards

Demetric Felton vs. Oregon State, 2019 (75)

Had run of 85+ yards

Paul Perkins at Colorado, 2014 (92)

Had run of 90+ yards

Paul Perkins at Colorado, 2014 (92)

Had two players rush 100+ yds

Z. Charbonnet (106), D. Thompson-Robinson (102) vs. California, 2021

UCLA INDIVIDUAL PASSING

Passed for 300+ yards

Dorian Thompson-Robinson at USC, 2021 (349)

Passed for 350+ yards

Dorian Thompson-Robinson vs. USC, 2020 (364)

Passed for 400+ yards

Dorian Thompson-Robinson at Washington State, 2019 (507)

Passed for 500+ yards

Dorian Thompson-Robinson at Washington State, 2019 (507)

Passed for fewer than 100 yards in full game

Dorian Thompson-Robinson at Arizona, 2021 (82)

Had 30+ completions

Dorian Thompson-Robinson, 2020 (30)

Had 50+ attempts

Josh Rosen at USC, 2017 (52)

Had 60+ attempts

Josh Rosen at Stanford, 2017 (60)

Had 5 touchdown passes

Dorian Thompson-Robinson at Washington State, 2019

Had more than 5 touchdown passes

Drew Olson vs. Oregon State, 2005 (6)

Had 4 or more passes intercepted

Mike Fafaul vs. Utah, 2016 (4)

Had 300 yards total offense

Dorian Thompson-Robinson at USC, 2021 (395)

Had 350 yards total offense

Dorian Thompson-Robinson at USC, 2021 (395)

Had 400 yards total offense

Dorian Thompson-Robinson vs. USC, 2020 (414)

Had 450 yards total offense

Dorian Thompson-Robinson at Washington State, 2019 (564)

Had 500 yards total offense

Dorian Thompson-Robinson at Washington State, 2019 (564)

Had 50+ yard pass completion

D. Thompson-Robinson to K. Allen at USC, 2021 (58)

Had 60+ yard pass completion

D. Thompson-Robinson to K. Phillips at Stanford, 2021 (75)

Had 70+ yard pass completion

D. Thompson-Robinson to K. Phillips at Stanford, 2021 (75)

Had 80+ yard pass completion

D. Thompson-Robinson to D. Felton, Jr. at Washington State, 2019 (94)

Had 90+ yard pass completion

D. Thompson-Robinson to D. Felton, Jr. at Washington State, 2019 (94)

UCLA INDIVIDUAL RECEIVING

Had 100+ yards receiving

Kazmeir Allen at USC, 2021 (115)

Had 100+ yards receiving by running back

Demetric Felton, Jr. at Washington State, 2019 (150)

Had 150+ yards receiving

Greg Dulcich vs. USC, 2020 (167)

Had 200+ yards receiving

Jordan Lasley vs. Cal, 2017 (227)

Back-to-back games of 200+ yards receiving

Jordan Lasley at USC, vs. California, 2017 (204, 227)

Three straight games of 100+ yards receiving

Jordan Lasley (4X) vs. Arizona State, at USC, vs. California, vs. Kansas State, 2017 (162, 204, 227, 128)

Two players 100+ yds rec. in same game

K. Phillips (113), K. Brown (111) vs. Fresno State, 2021

Three players 100+ yds receiving in same game

C. Wilson (207), D. Andrews (143), J. Lasley (100) vs. Texas A&M, 2017

Caught at least 10 passes in game

Kyle Phillips at USC, 2019 (12)

Had 80+ yard reception

Demetric Felton, Jr. at Washington State, 2019 (94)

Had 90+ yard reception

Demetric Felton, Jr. at Washington State, 2019 (94)

Had 3 touchdown catches

Jordan Lasley at USC, 2017 (3)

Had 4 or more touchdown catches

J.J. Stokes vs. Washington, 1993 (4)

UCLA TEAM

Kickoff Ret. for TD

Kazmeir Allen at USC, 2021 (100 yds)

Punt Ret. for TD

Kyle Phillips vs. Colorado, 2021 (82 yds)

Interception Return for TD

Jay Shaw vs. Stanford, 2020 (39 yds)

Scored on blocked punt (TD)

David Priebe (block by Ale Kaho) vs. Hawai'i, 2021 (0 yds)

Scored on a blocked punt (safety)

Sean Westgate vs. Washington State, 2009

Scored on a fumble recovery (TD)

Qwuantrizz Knight at Oregon, 2020 (20 yds)

Scored on a blocked field goal

Sheldon Price at Washington State, 2012 (68 yds)

Scored on a blocked extra-point attempt

Bret Lockett vs. Fresno State, 2008

60+ Points

62 at USC, 2021 (62-33)

50+ Points

62 at USC, 2021 (62-33)

30 or more points in a quarter

30 in second quarter at Washington State, 2012

Did not score in first half of game

at California, 2016 (0-12)

Did not score in second half of game

vs. Arizona State, 2021 (0-18)

Shutout of a team at home

vs. Oregon, 2007 (16-0)

Shutout of a team on road

at Oregon State, 2015 (41-0)

Overtime Game

vs. Stanford (47-48 loss, 20T), 2020

Did not allow an opponent touchdown

at Utah, 2015 (17-9)

Did not score a touchdown vs. an opponent

at Utah, 2019

Scored on a two-point PAT

Z. Charbonnet pass from D. Thompson-Robinson vs. California, 2021

300+ yards rushing

vs. USC, 2018 (52 att / 313 yds)

400+ yards rushing

vs. Washington State, 2010 (56 att / 437 yds)

500+ yards rushing

vs. Washington, 1973 (65 att / 566 yds)

Fewer than 25 yards rushing

at Arizona State, 2016 (23 att / -1 yd); vs. Illinois, 2011 (30 att / 18 yds)

300+ yards passing

at USC, 2021 (349)

400+ yards passing

at Washington State, 2019 (507)

500+ yards passing

at Washington State, 2019 (507)

Fewer than 75 yards passing

at Oregon, 2013 (64)

500+ yards total offense

at USC, 2021 (609 -- 260 rush, 349 pass)

600+ yards total offense

at USC, 2021 (609 -- 260 rush, 349 pass)

Fewer than 200 yards total offense

at Washington, 2010 (163)

Fewer than 150 yards total offense

at California, 2010 (144)

Fewer than 115 yards total offense

at USC, 2001 (114)

Forced 5+ fumbles

vs. Oklahoma, 2005 (7); vs. USC, 1998 (6)

Recovered 5+ fumbles

vs. USC, 1998 (5)

UCLA made at least 5 interceptions

at Utah, 2013 (6)

UCLA had 0 turnovers

at Washington, 2021

Beat a top-25 team at home

LSU, 2021 (No. 16 AP)

Beat a top-20 team at home

LSU, 2021 (No. 16 AP)

Beat a top-15 team at home

Arizona, 2014 (No. 14 AP)

Beat a top-10 team at home

Oregon, 2007 (No. 9 AP)

Beat a top-5 team at home

USC, 2006 (No. 2 AP)

Beat a top-25 team on road

Washington State, 2019 (No. 19 AP)

Beat a top-20 team on road

Washington State, 2019 (No. 19 AP)

Beat a top-15 team on road

Arizona State, 2014 (No. 15 AP)

Beat a top-10 team on road

Texas, 2010 (No. 7 AP)

Beat a top-5 team on road

Washington, 1990 (No. 2 AP)

UCLA INDIVIDUAL DEFENSE

Had at least 15 tackles

Adarius Pickett vs. Washington, 2018 (16)

RECORDS

Had at least 20 tackles

Reggie Carter at BYU, 2008 (20)

Defensive lineman with 10 tackles

Jacob Tuioi-Mariner vs. Arizona State, 2017 (10)

Defensive lineman with more than 10 tackles

Takkarist McKinley at California, 2016 (11)

Had multiple interceptions in same game

Randall Goforth vs. UNLV, 2016 (2)

Had 3 or more interceptions in a game

Sheldon Price vs. Houston, 2012 (3)

Had 5 or more tackles for loss in game

Takkarist McKinley vs. Utah, 2016 (5.0)

Had 4 or more sacks in a game

Brendon Ayanbadejo vs. USC, 1998 (4.0)

Blocked a punt

DeChaun Holiday, 2016 vs. Ore. State

Blocked a PAT

at Cal, 2012 (D. Jones, C. Marsh)

Blocked a field goal

Q. Lake, J. Shaw at Colorado, 2020

UCLA recorded a safety

vs. Stanford, 2018 (Martin Andrus, Jr.)

UCLA returned a fumble for a touchdown

at Oregon, 2020 (Qwuantrezz Knight)

UCLA MISCELLANEOUS

Indiv. Scored 4+ TDs

Joshua Kelley vs. Arizona State, 2019 (4 rush)

Indiv. kicked 60-yd. FG

Ka'imi Fairbairn vs. Cal, 2015 (60 yds)

Indiv. kicked last-second FG to win game

JJ Molson vs. California, 2017 (37 yds - 0:04)

Indiv. made 4+ field goals in a game

Ka'imi Fairbairn vs. Washington State, 2015 (4)

Indiv. made 5+ field goals in a game

Nate Fikse vs. Stanford, 2002 (5)

Indiv. attempted 5 or more field goals in a game

Kai Forbath at Tennessee, 2009 (5)

Indiv. Returned Blocked FG for TD

Sheldon Price at Washington State, 2012

Indiv. Returned Blocked PAT for score

Bret Lockett vs. Fresno State, 2008

Indiv. Returned Blocked Punt for TD

Jordan Lasley vs. Oregon State, 2016

Indiv. Had 4 or more 75-Yd Touchdown Plays in season

Demetric Felton, 2019 (4)

Indiv. Had 100-yd Rush & 100-yd Recv. Games in season

Demetric Felton, 2019 vs. Oregon State (rush-111); at Wash. St. (rec-150)

Indiv. punted 10+ times

Aaron Perez vs. USC, 2008 (10)

UCLA did not punt in a game

vs. New Mexico State, 2013

Indiv. 5 or more punts downed inside the 20

Matt Mengel vs. Arizona, 2014 (6)

Indiv. had 95+ yard intercept. ret.

Ishmael Adams vs. Colorado, 2015 (96 yds)

Indiv. had 3 or more consecutive 300-Yd. Total Off. Games

Josh Rosen, 2017

UCLA Recorded 10 or more sacks in game

vs. BYU, 1993 (11)

Defensive Player Scored a TD playing offense

Kenny Clark, 3-yd pass from Rosen vs. Virginia, 2015

Scored four TDs in one quarter

fourth quarter at Washington State, 2019 (4)

Scored 40+ points in one half

second half vs. Stanford, 2020 (44 - 20T)

Scored 50+ points in one half

second half at Washington State, 2019 (50)

Rallied from 20-point deficit

2019 at Washington State (17-49 in third quarter)

Rallied to win from a fourth quarter double-digit deficit

38-49 at Washington State, 2019 to win 67-63

Played game in snow

2011 at Utah (31°); snow showers, 2013 at Utah (42°) snow flurries

Played a game in less than 30° temperature

2012 at Washington State (27°)

Played a game in the rain

away-2016 at Cal; home-2012 vs. USC

Played a game in 100° degree temperature

2009 vs. Cal (100°)

OPPONENT TEAM

Kick return for touchdown

Cory Butler-Byrd vs. Utah, 2016 (99 yds)

Punt return for touchdown

Ugochukwu Amadi at Oregon, 2018 (56 yds)

Interception return for touchdown

Jordan Happle at Oregon, 2020 (58 yds)

Scored on a blocked punt (TD)

Brycen Tremayne at Stanford, 2019 (0 yds)

Scored on a fumble recovery (TD)

Mika Tafua at Utah, 2019 (68 yds)

Scored on a safety

at Arizona State, 2020

Scored on a failed extra point attempt

none

Scored on a two-point conversion

Arizona State, 2019

50+ points scored

52 at USC, 2019

Shutout at home

2010 vs. Stanford (0-35)

Shutout on road

2011 at USC (0-50)

Rushed for 300+ yards

vs. Oklahoma, 2019 (309)

Rushed for less than 23 yards

at Arizona State, 2008 (21)

Passed for 400+ yards

vs. Stanford, 2020 (428)

Passed for less than 75 yards

vs. Oregon, 2017 (74)

Had 500+ yards total offense

vs. Stanford, 2020 (560)

Had 600+ yards total offense

at USC, 2019 (643)

Had less than 200 yards total offense

176 by California, 2020

Had less than 150 yards total offense

122 by Arizona State, 2008

Had less than 100 yards total offense

42 by Arkansas, 1989

Had less than 50 yards total offense

42 by Arkansas, 1989

Forced UCLA to have more than 5 Turnovers

Notre Dame, 2007 (7)

Intercepted four UCLA passes

Utah, 2016 (4)

Intercepted five UCLA passes

Washington State, 2001 (5)

OPPONENT INDIVIDUAL RUSHING

Rushed for 100+ yards

Vavae Malepeai vs. USC, 2020 (110)

Two Players Rushed for 100+ yards

J.J. Taylor (154) and Gary Brightwell (121) vs. Arizona, 2018

Rushed for 200+ yards

Zack Moss vs. Utah, 2018 (211)

Rushed for 250+ yards

Bryce Love at Stanford, 2017 (263)

Had run of 50+ yards

Artavis Pierce vs. Oregon State, 2019 (53)

Had run of 60+ yards

Zack Moss vs. Utah, 2018 (60)

Had run of 75+ yards

Darrell Henderson at Memphis, 2017 (80)

Had 35+ rushing attempts

Michael Warren vs. Cincinnati, 2018 (35)

Had 40+ rushing attempts

Jerome Harrison vs. Washington State, 2004 (42)

Had 4 or more rushing touchdowns

Tavion Thomas at Utah, 2021 (4)

OPPONENT INDIVIDUAL PASSING

Passed for 400+ yards

Jake Haener vs. Fresno State, 2021 (455)

Had 30+ completions

Jake Haener vs. Fresno State, 2021 (39)

Had 50+ attempts

Jake Haener vs. Fresno State, 2021 (53)

Had 60+ attempts

Anthony Gordon at Washington State, 2019 (61)

Completed a pass for 75+ yards

Tyler Huntley to Samson Nacua at Utah, 2019 (83 yds)

Had 4 or more touchdown passes

Kedon Slovis vs. USC, 2020 (5)

Had more than 5 touchdown passes

Anthony Gordon at Washington State, 2019 (9)

Threw 5 or more interceptions

Travis Wilson at Utah, 2013 (6)

OPPONENT INDIVIDUAL RECEIVING

Caught 10 or more passes

Jalen Cropper vs. Fresno State, 2021 (14)

Had multiple receivers catch 10+ passes

Tyler Lockett (13), Curry Sexton (10) vs. Kansas State, 2014

Had 100+ yards receiving

Gary Bryant, Jr. at USC, 2021 (161)

Multiple receivers with 100+ yds receiving

J. Cropper (141), J. Kelly (120) vs. Fresno State, 2021

Had 150+ yards receiving

Gary Bryant, Jr. at USC, 2021 (161)

Had 200+ yards receiving

Simi Fehoko vs. Stanford, 2020 (230)

Had 3 or more TD catches

Kayshon Boutte vs. LSU, 2021 (3)

OPPONENT DEFENSE

Had 20+ tackles

Jordan Kunaszzyk at California, 2018 (22)

Had 3 or more interceptions

Kameron Jackson at California, 2012 (3)

Had 4 or more sacks

Kylan Wilborn at Arizona, 2017 (4.0)

Blocked a punt

Arizona State, 2017

Blocked a field goal

at Stanford, 2017

OPPONENT MISCELLANEOUS

Had 350 or more all-purpose yards

Christian McCaffrey vs. Stanford, 2015 (369)

Scored four touchdowns

Tavion Thomas at Utah, 2021 (4)

Kicked 50+ yard field goal

Matt Gay at Utah, 2017 (50)

Made five or more field goals

Matt Anderson at Cal, 2016 (5)

Returned blocked field goal for score

vs. Oregon State, 2002

Scored on blocked punt

at Stanford, 2019

Returned fumble for score

at Utah, 2019

Returned interception for score

at Oregon, 2020

Recovered own offensive fumble for touchdown

at Houston, 2011

Blocked a PAT

vs. Rice, 2012

RECORDS

CAREER RECORDS

CAREER RUSHING

		Years	Carries	TYG	YL	NYG	Avg
1.	Johnathan Franklin	2009-12	788	4,620	217	4,403	5.59
2.	Gaston Green	1984-87	708	3,884	153	3,731	5.27
3.	Paul Perkins	2013-15	622	3,611	120	3,491	5.61
4.	Freeman McNeil	1977-80	605	3,297	102	3,195	5.28
5.	DeShaun Foster	1998-01	722	3,454	260	3,194	4.42
6.	Karim Abdul-Jabbar	1992-95	608	3,341	159	3,182	5.23
7.	Wendell Tyler	1973-76	526	3,240	59	3,181	6.04
8.	Skip Hicks	1993-94, 96-97	638	3,373	233	3,140	4.92
9.	Theotis Brown	1976-78	526	2,954	40	2,914	5.54
10.	Chris Markey	2004-07	579	2,882	149	2,733	4.72
11.	Kevin Nelson	1980-83	574	2,687	104	2,583	4.50
12.	Maurice Jones-Drew	2003-05	481	2,650	147	2,503	5.20
13.	Kermit Johnson	1971-73	370	2,551	56	2,495	6.74
14.	Joshua Kelley	2018-19	454	2,394	91	2,303	5.07
15.	Kevin Williams	1989-92	418	2,348	133	2,215	5.30
16.	Brian Brown	1986-90	456	2,175	76	2,099	4.60
17.	James Owens	1975-78	414	2,134	60	2,074	5.01
18.	Eric Ball	1985-88	401	2,041	57	1,984	4.95
19.	Kenny Washington	1937-39	454	2,275	360	1,915	4.23
20.	Greg Jones	1967-69	390	1,940	41	1,899	4.89
other: Zach Charbonnet		2021	203	1,169	32	1,137	5.60

CAREER PASSING

<i>(based on completions)</i>							
		Years	Att	Comp	TD	Yds	Pct
1.	Brett Hundley	2011-14	1,241	837	75	9,966	.675
2.	Josh Rosen	2015-17	1,170	712	59	9,341	.608
3.	Cade McNown	1995-98	1,250	694	68	10,708	.555
4.	Drew Olson	2002-05	1,148	664	67	8,532	.578
5.	Dorian Thompson-Robinson	2018-	977	594	61	7,541	.608
6.	Tom Ramsey	1979-82	751	441	50	6,168	.587
7.	Cory Paus	1999-02	816	439	42	6,877	.538
8.	Troy Aikman	1987-88	627	406	41	5,298	.648
9.	Tommy Maddox	1990-91	670	391	33	5,363	.584
10.	Wayne Cook	1991-94	612	352	34	4,723	.575
11.	Kevin Prince	2009-12	630	343	23	4,277	.544
12.	Kevin Craft	2008-09	524	292	9	3,063	.557
13.	Dennis Dummit	1969-70	552	289	29	4,356	.524
14.	Gary Beban	1965-67	465	243	23	4,087	.522
15.	Matt Stevens	1983-86	431	231	16	2,931	.536
16.	Patrick Cowan	2005-08	411	217	15	2,478	.528
17.	Richard Brehaut	2009-12	359	201	12	2,473	.559
	Rick Bashore	1976-79	408	201	20	2,840	.493
19.	Larry Zeno	1962-64	412	199	21	2,857	.483
20.	Rick Neuheisel	1979-83	291	198	15	2,480	.680

CAREER PASSING YARDS

		Years	Att	Comp	TD	Yds	Pct
1.	Cade McNown	1995-98	1,250	694	68	10,708	.555
2.	Brett Hundley	2011-14	1,241	837	75	9,966	.675
3.	Josh Rosen	2015-17	1,170	712	59	9,341	.608
4.	Drew Olson	2002-05	1,148	664	67	8,532	.578
5.	Dorian Thompson-Robinson	2018-	977	594	61	7,541	.608
6.	Cory Paus	1999-02	816	439	42	6,877	.538
7.	Tom Ramsey	1979-82	751	441	50	6,168	.587
8.	Tommy Maddox	1990-91	670	391	33	5,363	.584
9.	Troy Aikman	1987-88	627	406	41	5,298	.648
10.	Wayne Cook	1991-94	612	352	34	4,723	.575
11.	Dennis Dummit	1969-70	552	289	29	4,356	.524
12.	Kevin Prince	2009-12	630	343	23	4,277	.544
13.	Gary Beban	1965-67	465	243	23	4,087	.522
14.	Kevin Craft	2008-09	524	292	9	3,063	.557
15.	Matt Stevens	1983-86	431	231	16	2,931	.536
16.	Larry Zeno	1962-64	412	199	21	2,857	.483
17.	Rick Bashore	1976-79	408	201	20	2,840	.493
18.	Bob Waterfield	1941-44	406	161	24	2,824	.397
19.	John Sciarra	1972-75	299	148	15	2,651	.495
20.	Rick Neuheisel	1979-83	291	198	15	2,480	.680

CAREER TOTAL OFFENSE

		Years	Plays	Rush	Pass	Yds
1.	Brett Hundley	2011-14	1,720	1,747	9,966	11,713
2.	Cade McNown	1995-98	1,563	577	10,708	11,285
3.	Josh Rosen	2015-17	1,298	-154	9,341	9,187
4.	Dorian Thompson-Robinson	2018-	1,340	1,181	7,541	8,722
5.	Drew Olson	2002-05	1,347	-208	8,532	8,324
6.	Cory Paus	1999-02	960	-427	6,877	6,450
7.	Tom Ramsey	1979-82	1,055	87	6,168	6,255
8.	Tommy Maddox	1990-91	837	119	5,363	5,482
9.	Gary Beban	1965-67	937	1,271	4,087	5,358
10.	Troy Aikman	1987-88	784	-4	5,298	5,294
11.	Kevin Prince	2009-12	867	724	4,277	5,001
12.	Wayne Cook	1991-94	746	-185	4,723	4,538
13.	John Sciarra	1972-75	670	1,813	2,651	4,464
14.	Johnathan Franklin	2009-12	788	4,403	0	4,403
15.	Dennis Dummit	1969-70	726	-59	4,356	4,297
16.	Gaston Green	1984-87	709	2,731	13	3,744
17.	Larry Zeno	1962-64	701	750	2,857	3,607

18.	Paul Perkins	2013-15	622	3,491	0	3,491
19.	Rick Bashore	1976-79	720	592	2,840	3,432
20.	Paul Cameron	1951-53	716	1,451	1,881	3,332

CAREER RECEPTIONS (100 career recpt. and up list)

		Years	No.	Yds	Avg	TD
1.	Jordan Payton, wr	2012-15	201	2,701	13.43	14
2.	Craig Bragg, wr	2001-04	193	2,845	14.74	19
3.	Kevin Jordan, wr	1992-95	179	2,548	14.23	12
4.	Kyle Phillips, wr	2018-21	163	1,821	11.17	17
5.	Darren Andrews, wr	2013-17	162	1,977	12.20	15
6.	Danny Farmer, wr	1996-99	159	3,020	18.99	19
7.	J.J. Stokes, wr	1991-94	154	2,469	16.03	28
8.	Devin Fuller, wr	2012-15	146	1,322	9.05	10
9.	Nelson Rosario, wr	2008-11	146	2,362	16.18	8
10.	Sean LaChapelle, wr	1989-92	142	2,027	14.27	14
11.	Brian Poli-Dixon, wr	1997-01	139	2,127	15.30	20
12.	Taylor Embree, wr	2008-11	137	1,776	12.96	4
13.	Mike Sherrard, wr	1982-85	128	1,965	15.35	10
14.	Shaq Evans, wr	2011-13	126	1,895	15.04	14
	Marcedes Lewis, te	2002-05	126	1,571	12.47	21
16.	Mike Farr, wr	1986-89	124	1,497	12.07	2
17.	Theo Howard, wr	2016-	119	1,359	11.42	9
	Freddie Mitchell, wr	1998-00	119	2,135	17.94	10
19.	Caleb Wilson, te	2016-18	114	1,675	14.69	5
20.	Jordan Lasley, wr	2015-17	113	1,901	16.82	14
21.	Terrence Austin, wr	2006-09	109	1,192	10.94	5
22.	Karl Dorrell, wr	1982-86	108	1,517	14.05	9
	Cormac Carney, wr	1980-82	108	1,909	17.68	8
24.	Willie Anderson, wr	1984-87	105	2,023	19.27	14
25.	Junior Taylor, wr	2002-06	104	1,372	13.19	9
26.	Jim McElroy, wr	1994-97	101	2,029	20.09	14
27.	Jojo Townsell, wr	1979-82	100	1,773	17.73	20

CAREER RECEIVING YARDS

		Years	No.	Yds	Avg	TD
1.	Danny Farmer, wr	1996-99	159	3,020	18.99	19
2.	Craig Bragg, wr	2001-04	193	2,845	14.74	19
3.	Jordan Payton, wr	2012-15	201	2,701	13.43	14
4.	Kevin Jordan, wr	1992-95	179	2,548	14.23	12
5.	J.J. Stokes, wr	1991-94	154	2,469	16.03	28
6.	Nelson Rosario, wr	2008-11	146	2,362	16.18	8
7.	Freddie Mitchell, wr	1998-00	119	2,135	17.94	10
8.	Brian Poli-Dixon, wr	1997-01	139	2,127	15.30	20
9.	Jim McElroy, wr	1994-97	101	2,029	20.09	14
10.	Sean LaChapelle, wr	1989-92	142	2,027	14.27	14
11.	Willie Anderson, wr	1984-87	105	2,023	19.27	14
12.	Darren Andrews, wr	2013-17	162	1,977	12.20	15
13.	Mike Sherrard, wr	1982-85	128	1,965	15.35	10
14.	Cormac Carney, wr	1980-82	108	1,909	17.68	8
15.	Jordan Lasley, wr	2015-17	113	1,901	16.82	14
16.	Shaq Evans, wr	2011-13	126	1,895	15.04	14
17.	Kyle Phillips, wr	2018-21	163	1,821	11.17	17
18.	Taylor Embree, wr	2008-11	137	1,776	12.96	4
19.	Jojo Townsell, wr	1979-82	100	1,773	17.73	20
20.	Caleb Wilson, te	2016-18	114	1,675	14.69	5

ALL-PURPOSE YARDS

		Years	Plays	Rush	Rec	PR	KOR	Tot
1.	Johnathan Franklin, rb	2009-12	788	4,403	517	-	5	4,925
2.	Maurice Jones-Drew, rb	2003-05	603	2,503	819	579	787	4,688
3.	Terrence Austin, wr	2006-09	316	146	1,192	942	2,145	4,425
4.	Gaston Green, rb	1984-87	752	3,731	281	-	271	4,283
5.	Paul Perkins, rb	2013-15	702	3,491	739	6	0	4,236
6.	Chris Markey, rb	2004-07	688	2,733	645	57	790	4,225
7.	Craig Bragg, wr	2001-04	307	151	2,845	961	207	4,164
8.	DeShaun Foster, rb	1998-01	797	3,194	548	57	229	4,028
9.	Theotis Brown, rb	1976-78	594	2,914	301	-	729	3,944
10.	Skip Hicks, rb	1993-97	684	3,140	697	-	-	3,837
11.	Brian Brown, rb	1987-90	560	2,099	294	-	1,416	3,809
12.	Freeman McNeil, rb	1977-80	641	3,195	366	-	-	3,561
13.	Karim Abdul-Jabbar, rb	1992-95	648	3,182	340	-	-	3,522
14.	Greg Jones, b	1967-69	450	1,899	434	39	582	3,454
15.	Wendell Tyler, rb	1973-76	546	3,181	68	-	185	3,434
16.	Jim McElroy, rb	1994-97	155	66	2,029	68	1,259	3,288
17.	Kevin Nelson, rb	1980-83	633	2,583	518	-	117	3,218
18.	Kermit Johnson, rb	1971-73	398	2,495	47	-	563	3,105
19.	Danny Farmer, wr	1996-99	162	40	3,020	-	-	3,060
20.	Tab Perry, wr	2000-04	154	20	1,547	-	1,476	3,043

CAREER FIELD GOALS

		Years	FGM	FGA	Pct.	Lg
1.	Kai Forbath	2007-10	85	101	.842	54
	John Lee	1982-85	85	100	.850	52
3.	Justin					

RECORDS

CAREER SCORING (150 points and up list)

	Years	TD	PAT	FG	Pts
1. Ka'imi Fairbairn, k	2012-15	0	209	68	413
2. John Lee, k	1982-85	0	135	85	390
3. Kai Forbath, k	2007-10	0	102	85	357
Justin Medlock, k	2003-06	0	147	70	357
5. Skip Hicks, rb	1993-94, 96-97	55	0	0	330
6. JJ Molson, k	2016-19	0	151	51	304
7. Bjorn Merten, k	1993-96	0	130	57	301
8. Alfredo Velasco, k	1986-89	0	114	51	267
9. DeShaun Foster, rb	1998-01	44	1*	0	266
10. Chris Griffith, k	1999-02	0	136	42	262
11. Gaston Green, rb	1984-87	40	4*	0	248
12. Maurice Jones-Drew, rb	2003-05	39	0	0	234
13. Gary Beban, qb	1965-67	35	2*	0	214
14. Chris Sailer, k	1995-98	0	114	33	213
15. Johnathan Franklin, rb	2009-12	33	0	0	198
16. Efen Herrera, k	1971-73	0	121	24	193
17. Paul Perkins, rb	2013-15	32	0	0	192
18. Brett Hundley, qb	2011-14	31	0	0	186
19. Joe Fleming, b	1926-28	22	23	6	173
20. J.J. Stokes, wr	1991-94	28	1*	0	170
21. Theotis Brown, rb	1976-78	27	0	0	162
22. Peter Boermeeester, k	1977-79	0	67	31	160
23. Eric Ball, rb	1985-88	26	0	0	156
24. Joshua Kelley, rb	2018-19	25	0	0	150
Kermit Johnson, rb	1971-73	25	0	0	150
Bob Davenport, rb	1953-55	25	0	0	150
other: Nicholas Barr-Mira	2020-	0	82	20	142

* — two-point conversions

CAREER PUNTING (75 or more punts)

	Years	No.	Yds	Avg
1. Kirk Wilson	1956-58	77	3,432	44.57
2. Jeff Locke	2009-12	275	12,163	44.23
3. Stefan Flintoft	2016-18	135	5,897	43.68
4. Chris Kluwe	2001-04	154	6,624	43.01
5. Nate Fikse	1999-02	267	11,420	42.77
6. Aaron Perez	2005-08	286	12,220	42.73
7. Zenon Andrusyshyn	1967-69	136	5,798	42.63
8. Harold Barkate	1985-88	128	5,392	42.13
9. Kevin Buenafe	1981-84	232	9,766	42.09
10. Chris Sailer	1995-98	241	10,120	41.99

CAREER PUNT RETURNS (ranked by # of returns)

	Years	No.	Yds	Avg	TD
1. Terrence Austin	2006-09	95	942	9.92	0
2. Paul Guidry	1993-96	90	911	10.12	1
3. Craig Bragg	2001-04	87	961	11.05	2
4. Ron Carver	1969-71	79	606	7.67	0
5. Darryl Henley	1985-88	66	654	9.91	3
6. Lupe Sanchez	1979-83	53	415	7.83	0
7. Ernie Johnson	1946-49	46	632	13.78	0
7. Joe Sabol	1950-52	46	436	9.90	2
9. Kenny Easley	1977-80	45	454	10.09	0
10. Ricky Manning	1999-02	44	275	6.25	0

CAREER KICKOFF RETURNS (ranked by # of returns)

	Years	No.	Yds	Avg	TD
1. Terrence Austin	2006-09	89	2,145	24.10	0
2. Josh Smith	2010-11	81	1,855	22.90	0
3. Ishmael Adams	2013-16	75	1,815	24.20	1
4. Tab Perry	2000-02	67	1,476	22.03	0
5. Brian Brown	1986-89	66	1,416	21.45	0
6. Jim McElroy	1994-97	54	1,259	23.31	0
7. Wally Henry	1974-76	42	875	20.83	0
8. Jojo Townsell	1979-82	41	963	23.49	1
9. Ron Carver	1969-71	40	890	22.25	0
10. Shawn Wills	1988-91	39	841	21.56	0
11. Darnay Holmes	2017-19	38	878	23.11	1
12. Devin Fuller	2012-15	36	822	22.83	0
Chris Markey	2004-07	36	790	21.94	0
14. Matthew Slater	2004-07	34	986	29.00	3
15. Ricky Davis	1990-92	33	643	19.48	0

CAREER INTERCEPTIONS

	Years	No.	Yds	Avg	TD
1. Kenny Easley	1977-80	19	186	9.79	1
2. Carlton Gray	1989-92	16	219	13.69	2
3. James Washington	1984-87	15	216	14.40	1
4. Rahim Moore	2008-10	14	126	9.00	0
Eric Turner	1987-90	14	315	22.50	1
Marcus Turner	1985-88	14	246	17.57	3
Don Rogers	1980-83	14	157	11.21	1
8. Alterraun Verner	2006-09	13	357	27.46	4
Ricky Manning	1999-02	13	245	18.85	0
Craig Rutledge	1983-86	13	240	18.46	2
Lupe Sanchez	1979-83	13	98	7.54	1
Bill Stits	1951-53	13	303	23.30	0

CAREER TACKLES (1975-present)

	Years	Tackles
1. Eric Kendricks, lb	2010-14	481
2. Jerry Robinson, lb	1975-78	468
3. Don Rogers, s	1980-83	405
4. Spencer Havner, lb	2002-05	402
5. Kenny Easley, s	1977-80	374
6. Eric Turner, s	1987-90	369
7. James Washington, s	1984-87	347
8. Ken Norton, lb	1984-87	339
9. Matt Darby, s	1988-91	332
10. Frank Stephens, lb	1975-77	313
11. Craig Davis, lb	1986-89	312
12. Tommy Taylor, lb	1982-85	309
13. Kenny Young, lb	2014-17	304
14. Jim Wahler, dl	1985-88	294
15. Robert Thomas, lb	1998-01	293
16. Manu Tuiaosopo, dl	1975-78	292
17. Neal Dellocono, lb	1981-84	287
18. Carnell Lake, lb	1985-88	284
19. Ryan Nece, lb	1998-01	281
20. Stacy Argo, lb	1988-91	280

CAREER TACKLES FOR LOSS (1975-present)

	Years	No.
1. Carnell Lake, lb	1985-88	45.5
2. Brian Price, dl	2007-09	44.5
3. Dave Ball, dl	2000-03	43.5
4. Bruce Davis, dl	2004-07	42.5
5. Spencer Havner, lb	2002-05	42.0
6. Anthony Barr, lb	2010-13	41.5
7. Robert Thomas, lb	1998-01	41.0
8. Terry Tumey, dl	1984-87	39.0
9. Donnie Edwards, lb	1992-95	38.0
Irv Eatman, dl	1979-82	38.0
11. Jim Wahler, dl	1985-88	37.0
12. Datone Jones, dl	2008-12	36.5
13. Karl Morgan, dl	1979-82	35.0
Jamir Miller, lb	1991-93	35.0
15. Kenyon Coleman, dl	1997-01	34.0
16. Korey Bosworth, lb	2006-09	33.5
17. Neal Dellocono, lb	1981-84	33.0
18. Martin Moss, dl	1978-81	32.0
19. Eric Smith, lb	1984-86, 88	31.5
20. Justin Hickman, dl	2004-06	31.0
Mark Walen, dl	1982-85	31.0
Frank Stephens, lb	1975-77	31.0
Reggie Carter, lb	2006-09	31.0

CAREER SACKS (1975-present)

	Years	No.
1. Dave Ball, dl	2000-03	30.5
2. Bruce Davis, dl	2004-07	29.0
3. Eric Smith, dl	1984-86, 88	26.5
4. Carnell Lake, lb	1985-88	25.5
5. Terry Tumey, dl	1984-87	25.0
6. Anthony Barr, dl	2010-13	23.5
Jamir Miller, lb	1991-93	23.5
8. Donnie Edwards, lb	1992-95	22.5
9. Jim Wahler, dl	1985-88	21.0
10. Mark Walen, dl	1982-85	20.0
11. Justin Hickman, dl	2004-06	19.5
12. Frank Stephens, lb	1975-77	19.0
13. Takkariest McKinley, dl	2014-16	17.0
Neal Dellocono, lb	1981-84	17.0
Karl Morgan, dl	1979-82	17.0
Martin Moss, dl	1978-81	17.0
Manu Tuiaosopo, dl	1975-78	17.0

CAREER STARTS (position players from 1975-present)

	Years	No.
1. Jake Brendel, ol	2012-15	52
2. Spencer Havner, lb	2002-05	48
3. Craig Novitsky, ol	1990-93	46
4. Jeff Baca, ol	2008-12	45
Johnathan Franklin, rb	2009-12	45
Sheldon Price, db	2009-12	45
Jarrad Page, db	2002-05	45
8. Scott Quessenberry, ol	2013-17	44
Reggie Carter, lb	2006-09	44
Cade McNown, qb	1995-98	44
11. Trey Brown, db	2004-07	43
Vaughn Parker, ol	1990-93	43
other: Dorian Thompson-Robinson, qb	2018-	35
Stephan Blaylock, db	2018-	31

RECORDS

SINGLE-SEASON RECORDS

SINGLE-SEASON RUSHING - 1,000 YDS AND UP (1936-present)

	Year	Carries	Yds	Avg	Cl
1. Johnathan Franklin, rb	2012	282	1,734	6.1	Sr.
2. Paul Perkins, rb	2014	251	1,575	6.3	R-So.
3. Karim Abdul-Jabbar, rb	1995	296	1,571	5.3	Jr.
4. Gaston Green, rb	1986	253	1,405	5.6	Jr.
5. Freeman McNeil, rb	1979	271	1,396	5.2	Jr.
6. Wendell Tyler, rb	1975	208	1,388	6.7	Jr.
7. Paul Perkins, rb	2015	237	1,343	5.7	R-Jr.
8. Theotis Brown, rb	1978	211	1,283	6.1	Sr.
9. Skip Hicks, rb	1997	258	1,282	5.0	Sr.
10. Joshua Kelley, rb	2018	225	1,243	5.5	R-Jr.
11. Karim Abdul-Jabbar, rb	1994	210	1,227	5.8	So.
12. Kevin Williams, rb	1991	191	1,141	6.0	Jr.
13. Zach Charbonnet, rb	2021	203	1,137	5.6	Jr.
14. Kermit Johnson, rb	1973	150	1,129	7.5	Sr.
15. Johnathan Franklin, rb	2010	214	1,127	5.3	So.
16. DeShaun Foster, rb	2001	216	1,109	5.1	Sr.
17. Chris Markey, rb	2006	227	1,107	4.9	Jr.
18. Freeman McNeil, rb	1980	203	1,105	5.4	Sr.
19. Gaston Green, rb	1987	206	1,098	5.3	Sr.
20. Theotis Brown, rb	1976	200	1,092	5.5	So.
21. Joshua Kelley, rb	2019	224	1,062	4.6	R-Sr.
22. DeShaun Foster, rb	2000	269	1,037	3.9	Jr.
23. Skip Hicks, rb	1996	224	1,034	4.6	Jr.
24. Maurice Jones-Drew, rb	2004	160	1,007	6.3	So.
25. Wendell Tyler, rb	1976	181	1,003	5.5	Sr.

SINGLE-SEASON PASSING COMPLETIONS (1937-present)

(based on completions)	Year	Att	Comp	Yds	Pct	TD	Cl
1. Brett Hundley	2012	478	318	3,740	.665	29	R-Fr.
2. Josh Rosen	2015	487	292	3,670	.600	23	Fr.
3. Josh Rosen	2017	452	283	3,756	.626	26	Jr.
4. Brett Hundley	2014	392	271	3,155	.691	22	R-Jr.
5. Brett Hundley	2013	371	248	3,071	.667	24	R-So.
6. Drew Olson	2005	378	242	3,198	.640	34	Sr.
7. Kevin Craft	2008	417	232	2,341	.556	7	Jr.
8. Troy Aikman	1988	354	228	2,771	.644	24	Sr.
9. Dorian Thompson-Robinson	2019	362	216	2,701	.597	21	So.
10. Tommy Maddox	1991	343	209	2,681	.609	16	So.
11. Tom Ramsey	1982	336	209	2,986	.622	21	Sr.
12. Cade McNown	1998	357	207	3,470	.580	25	Sr.
13. Drew Olson	2004	341	196	2,565	.575	20	Jr.
14. Cade McNown	1997	312	189	3,116	.606	24	Jr.
15. Rick Neuheisel	1983	267	185	2,245	.693	13	Sr.
16. Tommy Maddox	1990	327	182	2,682	.557	17	R-Fr.
17. Wayne Cook	1994	302	179	2,501	.593	15	Sr.
18. Troy Aikman	1987	273	178	2,527	.652	17	Jr.
19. Dorian Thompson-Robinson	2021	283	176	2,409	.622	21	Sr.
20. Cade McNown	1996	336	176	2,424	.524	12	So.

SINGLE-SEASON PASSING YARDAGE (1937-present)

	Year	Att	Comp	Yds	Pct	TD	Cl
1. Josh Rosen	2017	452	283	3,756	.626	26	Jr.
2. Brett Hundley	2012	478	318	3,740	.665	29	R-Fr.
3. Josh Rosen	2015	487	292	3,670	.600	23	Fr.
4. Cade McNown	1998	357	207	3,470	.580	25	Sr.
5. Drew Olson	2005	378	242	3,198	.640	34	Sr.
6. Brett Hundley	2014	392	271	3,155	.691	22	R-Jr.
7. Cade McNown	1997	312	189	3,116	.606	24	Jr.
8. Brett Hundley	2013	371	248	3,071	.668	24	R-So.
9. Tom Ramsey	1982	336	209	2,986	.622	21	Sr.
10. Troy Aikman	1988	354	228	2,771	.644	24	Sr.
11. Dorian Thompson-Robinson	2019	362	216	2,701	.597	21	So.
12. Tommy Maddox	1990	327	182	2,682	.557	17	R-Fr.
13. Tommy Maddox	1991	343	209	2,681	.609	16	So.
14. Drew Olson	2004	341	196	2,565	.575	20	Jr.
15. Troy Aikman	1987	273	178	2,527	.652	17	Jr.
16. Wayne Cook	1994	302	179	2,501	.593	15	Sr.
17. Cade McNown	1996	336	176	2,424	.524	12	So.
18. Dorian Thompson-Robinson	2021	283	176	2,409	.622	21	Sr.
19. Dennis Dummit	1970	344	175	2,393	.510	14	Sr.
20. Kevin Craft	2008	417	232	2,341	.556	7	Jr.

SINGLE-SEASON TOTAL OFFENSE (1937-present)

	Year	Plays	Rush	Pass	Total Yds	Cl
1. Brett Hundley	2012	638	355	3,740	4,095	R-Fr.
2. Brett Hundley	2013	531	748	3,071	3,819	R-So.
3. Brett Hundley	2014	551	644	3,155	3,799	R-Jr.
4. Josh Rosen	2015	524	15	3,670	3,685	Fr.
5. Josh Rosen	2017	502	-97	3,756	3,659	Jr.
6. Cade McNown	1998	432	182	3,470	3,652	Sr.
7. Drew Olson	2005	428	-48	3,198	3,150	Sr.
8. Cade McNown	1997	391	26	3,116	3,142	Jr.
9. Tom Ramsey	1982	470	138	2,986	3,124	Sr.
10. Dorian Thompson-Robinson	2021	413	609	2,409	3,018	Sr.
11. Dorian Thompson-Robinson	2019	480	198	2,701	2,899	So.
12. Troy Aikman	1988	432	83	2,771	2,854	Sr.

13. Tommy Maddox	1990	417	148	2,682	2,830	R-Fr.
14. Drew Olson	2004	394	106	2,565	2,671	Jr.
15. Tommy Maddox	1991	420	-29	2,681	2,652	So.
16. Cade McNown	1996	424	58	2,424	2,482	So.
17. Troy Aikman	1987	352	-87	2,527	2,440	Jr.
18. Kevin Craft	2008	499	20	2,341	2,361	Jr.
19. Wayne Cook	1994	364	-145	2,501	2,356	Sr.
20. Dennis Dummit	1970	423	-88	2,393	2,305	Sr.

SINGLE-SEASON RECEPTIONS (1938-present)

	Year	No.	Yds	Avg	TD	Cl
1. J.J. Stokes, wr	1993	82	1,181	14.4	17	Jr.
2. Jordan Payton, wr	2015	78	1,105	14.2	5	Sr.
3. Freddie Mitchell, wr	2000	77	1,494	19.4	9	Jr.
4. Craig Bragg, wr	2003	73	1,065	14.6	5	Jr.
Kevin Jordan, wr	1994	73	1,228	16.8	7	Jr.
Sean LaChapelle, wr	1991	73	1,056	14.5	11	Jr.
7. Jordan Lasley, wr	2017	69	1,264	18.3	9	R-Jr.
8. Jordan Payton, wr	2014	67	954	14.2	7	Jr.
9. Mike Farr, wr	1988	66	700	10.6	0	Jr.
10. Nelson Rosario, wr	2011	64	1,161	18.1	5	Sr.
11. Kyle Phillips, wr	2019	60	681	11.4	5	R-Fr.
Caleb Wilson, te	2018	60	965	16.1	4	R-Jr.
Darren Andrews, wr	2017	60	773	12.9	10	R-Sr.
Shaquelle Evans, wr	2012	60	877	14.6	3	Jr.
15. Kyle Phillips, wr	2021	59	739	12.5	10	R-Jr.
Devin Fuller, wr	2014	59	447	7.6	1	Jr.
17. Mercedes Lewis, te	2005	58	741	12.8	10	Sr.
Danny Farmer, wr	1998	58	1,274	22.0	9	Jr.
19. Theo Howard, wr	2017	56	594	10.6	4	So.
20. Demetric Felton, rb	2019	55	594	10.8	4	R-Jr.
Darren Andrews, wr	2016	55	709	12.9	4	R-Jr.
Craig Bragg, wr	2002	55	889	16.2	8	So.

SINGLE-SEASON RECEIVING YARDS (1938-present)

	Year	No.	Yds	Avg	TD	Cl
1. Freddie Mitchell, wr	2000	77	1,494	19.4	9	Jr.
2. Danny Farmer, wr	1998	58	1,274	22.0	9	Jr.
3. Jordan Lasley, wr	2017	69	1,264	18.3	9	R-Jr.
4. Kevin Jordan, wr	1994	73	1,228	16.8	7	Jr.
5. J.J. Stokes, wr	1993	82	1,181	14.4	17	Jr.
6. Nelson Rosario, wr	2011	64	1,161	18.1	5	Sr.
7. Jordan Payton, wr	2015	78	1,105	14.2	5	Sr.
8. Craig Bragg, wr	2003	73	1,065	14.6	5	Jr.
9. Sean LaChapelle, wr	1991	73	1,056	14.5	11	Jr.
10. Jim McElroy, wr	1997	47	988	21.0	10	Sr.
11. Caleb Wilson, te	2018	60	965	16.1	4	R-Jr.
12. Jordan Payton, wr	2014	67	954	14.2	7	Jr.
13. Willie Anderson, wr	1987	48	903	18.8	6	Sr.
14. Craig Bragg, wr	2002	55	889	16.2	8	So.
15. Shaquelle Evans, wr	2012	60	877	14.6	3	Jr.
16. Thomas Duarte, wr	2015	53	872	16.5	10	Jr.
17. Brandon Breazell, wr	2007	51	810	15.9	4	Sr.
18. Cormac Carney, wr	1982	46	779	16.9	2	Sr.
19. Darren Andrews, wr	2017	60	773	12.9	10	R-Sr.
20. Brian Poli-Dixon, wr	2000	53	750	14.2	5	Jr.
21. Mercedes Lewis, te	2005	58	741	12.8	10	Sr.

SINGLE-SEASON ALL-PURPOSE YARDS (1938-present)

	Year	Rush	Rec	KOR	PR	Total Yds	Cl
1. Johnathan Franklin, rb	2012	1,734	323	5	0	2,062	Sr.
2. Terrence Austin, wr	2008	90	460	1,109	219	1,878	Jr.
3. Maurice Jones-Drew, rb	2005	914	453	69	427	1,863	Jr.
4. Terrence Austin, wr	2009	25	455	1,036	302	1,818	Sr.
5. Theotis Brown, rb	1978	1,283	74	447	0	1,804	Sr.
6. Paul Perkins, rb	2014	1,575	201	0	0	1,776	R-So.
7. Karim Abdul-Jabbar, rb	1995	1,571	188	0	0	1,759	Jr.
8. Skip Hicks, rb	1997	1,282	389	0	0	1,671	Sr.
9. Maurice Jones-Drew, rb	2004	1,007	262	185	152	1,606	So.
10. Paul Perkins, rb	2015	1,343	242	0	0	1,585	R-Jr.
11. Freeman McNeil, rb	1979	1,396	140	0	0	1,536	Jr.
12. Freddie Mitchell, wr	2000	-1	1,494	0	0	1,493	Jr.
13. Gaston Green, rb	1986	1,405	70	0	0	1,475	Jr.
14. Kermit Johnson, rb	1973	1,129	0	317	0	1,446	Sr.
15. Joshua Kelley, rb	2018	1,243	193	0	0	1,436	R-Jr.
16. Theotis Brown, rb	1976	1,092	92	223	0	1,407	So.
17. Josh Smith, wr	2011	26	243	1,132	0	1,401	Sr.
18. Craig Bragg, wr	2003	0	1,065	0	302	1,388	Jr.
Wendell Tyler, rb	1975	1,388	0	0	0	1,388	Jr.
20. Tyler Ebell, rb	2002	994	72	43	273	1,382	R-Fr.

SINGLE-SEASON PUNTING (1938-present)

	Year	No.	Yds	Avg	Cl
1. Kirk Wilson	1956	30	1,479	49.30	So.
2. Jeff Locke	2010	64	2,934	45.84	So.
3. Art Steffan	1948	17	779	45.82	Sr.
4. Stefan Filintoft	2018	56	2,565	45.80	R-Sr.
5. Kirk Maggio	1989	45	2,036	45.24	Sr.
6. Aaron Perez	2008	79	3,571	45.21	Sr.
7. Jeff Locke	2011	64	2,838	44.34	Jr.
8. Nate Fikse	2001	53	2,342	44.19	Jr.
9. Darren Schager	1994	53	2,342	44.19	Sr.
10. Zenon Andrusyshyn	1967	34	1,502	44.17	So.

RECORDS

SINGLE-SEASON FIELD GOALS (1942-present)

	Year	FGA	FGM	Pct	Cl
1. John Lee	1984	36	32	.889	Jr.
2. Kai Forbath	2009	31	28	.903	Jr.
Justin Medlock	2006	32	28	.875	Sr.
4. Kai Forbath	2007	30	25	.833	R-Fr.
5. John Lee	1985	25	22	.880	Sr.
6. Bjorn Merten	1993	26	21	.808	R-Fr.
7. Ka'imi Fairbairn	2015	24	20	.833	Sr.
Chris Sailer	1997	25	20	.800	Jr.
Alfredo Velasco	1987	24	20	.833	So.
10. Kai Forbath	2008	22	19	.864	So.
11. Ka'imi Fairbarin	2014	22	18	.818	Jr.
12. JJ Molson	2017	21	17	.810	So.
Alfredo Velasco	1988	19	17	.895	Jr.
14. Ka'imi Fairbairn	2012	22	16	.727	Fr.
David Franey	1986	21	16	.762	Sr.
John Lee	1983	20	16	.800	So.
17. Justin Medlock	2004	20	15	.750	So.
Louis Perez	1991	21	15	.714	Jr.
John Lee	1982	19	15	.789	R-Fr.
Peter Boormeester	1978	21	15	.714	Jr.

SINGLE-SEASON SCORING (1942-present)

	Year	TD	PAT	FG	Pts	Cl
1. Skip Hicks	1997	26	0	0	156	Sr.
2. Maurice Jones-Drew	2005	20	0	0	120	Jr.
2. Skip Hicks	1996	20	0	0	120	Jr.
4. John Lee	1984	0	21	32	117	Jr.
5. Justin Medlock	2006	0	29	28	113	Sr.
6. Chris Sailer	1997	0	52	19	109	Jr.
7. Kai Forbath	2009	0	24	28	108	Jr.
Alfredo Velasco	1987	0	48	20	108	So.
9. Ka'imi Fairbairn	2015	0	47	20	107	Sr.
10. Kai Forbath	2007	0	30	25	105	R-Fr.
John Lee	1985	0	39	22	105	Sr.
12. Ka'imi Fairbairn	2012	0	56	16	104	Fr.
Chris Sailer	1998	0	62	14	104	Sr.
14. J.J. Stokes	1993	17	0	0	102	Jr.
Gaston Green	1986	17	0	0	102	Jr.
16. Ka'imi Fairbairn	2014	0	47	18	101	Jr.
Ka'imi Fairbairn	2013	0	60	14	101	So.
18. JJ Molson	2017	0	49	17	100	So.
19. Kermit Johnson	1973	16	0	0	96	Sr.
20. Bjorn Merten	1993	0	32	21	95	R-Fr.

SINGLE-SEASON TOUCHDOWNS (1940-present)

	Year	No.	Cl
1. Skip Hicks	1997	26	Sr.
2. Maurice Jones-Drew	2005	20	Jr.
Skip Hicks	1996	20	Jr.
4. J.J. Stokes	1993	17	Jr.
Gaston Green	1986	17	Jr.
6. Kermit Johnson	1973	16	Sr.
7. Paul Perkins	2015	15	Jr.
Johnathan Franklin	2012	15	Sr.
9. John Sciarra	1975	14	Sr.
Gary Beban	1965	14	So.
11. Zach Charbonnet	2021	13	Jr.
Joshua Kelley	2019	13	R-Sr.
DeShaun Foster	2001	13	Sr.
DeShaun Foster	2000	13	Jr.
Jermaine Lewis	1998	13	So.
Karim Abdul-Jabbar	1995	13	Jr.
Theotis Brown	1976	13	So.
Paul Cameron	1953	13	Sr.
Joe Fleming	1926	13	So.
20. Joshua Kelley	2018	12	R-Jr.
Brett Hundley	2013	12	R-So.
Joseph Fauria	2012	12	Sr.
Maurice Jones-Drew	2004	12	So.
DeShaun Foster	1998	12	Fr.
Gaston Green	1987	12	Sr.

SINGLE-SEASON PUNT RETURNS (1940-present)

	Year	No.	Yds	Avg	Cl
1. Craig Bragg	2003	38	302	7.9	Jr.
2. Terrence Austin	2009	33	302	9.2	Sr.
Ron Carver	1969	33	292	8.9	So.
4. Terrence Austin	2007	31	311	10.0	So.
5. Tim McAteer	1965	30	200	6.7	Jr.
6. Paul Guidry	1993	29	303	10.4	R-Fr.
7. Lupe Sanchez	1982	28	226	8.1	Jr.
8. Kenny Easley	1979	27	336	12.4	Jr.
9. Paul Guidry	1995	25	377	15.1	Jr.
Ron Carver	1971	25	190	7.6	Sr.

SINGLE-SEASON KICKOFF RETURNS (1940-present)

	Year	No.	Yds	Avg	Cl
1. Josh Smith	2011	49	1,132	23.1	Sr.
2. Terrence Austin	2008	46	1,109	24.1	Jr.
3. Terrence Austin	2009	43	1,036	24.1	Sr.
4. Matthew Slater	2007	34	986	29.0	Sr.

5. Darnay Holmes	2017	33	715	21.7	Fr.
6. Ishmael Adams	2016	32	734	22.9	R-Sr.
Josh Smith	2010	32	723	22.6	Jr.
8. Tab Perry	2000	29	598	20.6	Fr.
9. Ishmael Adams	2014	26	591	22.7	R-So.
10. Tab Perry	2002	25	626	25.0	Jr.

SINGLE-SEASON TACKLES (1975-present)

	Year	No.	Cl
1. Jerry Robinson, lb	1978	161	Sr.
2. Jerry Robinson, lb	1976	159	So.
3. Eric Kendricks, lb	2012	150	R-So.
4. Eric Kendricks, lb	2014	149	R-Sr.
5. Jerry Robinson, lb	1977	147	Jr.
6. Craig Davis, lb	1989	143	Sr.
Don Rogers, s	1983	143	Sr.
8. Eric Turner, s	1989	141	Jr.
9. Frank Stephens, lb	1977	136	Sr.
10. Brandon Chillar, lb	2003	133	Sr.
Don Rogers, s	1981	133	So.
12. Spencer Havner, lb	2004	125	Jr.
Ken Norton, lb	1987	125	Sr.
14. Don Rogers, s	1982	124	Jr.
15. Adarius Pickett, s	2018	123	R-Sr.
16. Terry Iautolo, lb	1975	120	Sr.
17. Jayon Brown, lb	2016	119	Sr.
Frank Stephens, lb	1976	119	Jr.
James Washington, s	1984	119	R-Fr.

SINGLE-SEASON TACKLES FOR LOSS (1975-present)

	Year	No.	Cl
1. Robert Thomas, lb	2001	26.0	Sr.
2. Brian Price, dl	2009	23.5	Jr.
3. Marcus Patton, lb	1989	22.0	Sr.
4. Anthony Barr, lb	2012	21.5	Jr.
5. Donnie Edwards, lb	1994	21.0	Jr.
6. Dave Ball, dl	2003	20.5	Sr.
7. Anthony Barr, lb	2013	20.0	Sr.
8. Datone Jones, dl	2012	19.0	Sr.
Justin Hickman, dl	2006	19.0	Sr.
Carnell Lake, lb	1987	19.0	Jr.
11. Takkarist McKinley, dl	2016	18.0	Sr.
Jamir Miller, lb	1993	18.0	Jr.
Irv Eatman, dl	1980	18.0	So.
14. Bruce Davis, dl	2006	17.5	Jr.
15. Bruce Davis, dl	2007	15.5	Sr.
16. Spencer Havner, lb	2005	15.0	Sr.
Dave Ball, dl	2002	15.0	Jr.
Kenyon Coleman, dl	2001	15.0	Sr.
Brendon Ayanbadejo, lb	1997	15.0	Jr.
George Kase, dl	1995	15.0	Sr.

SINGLE-SEASON INTERCEPTIONS (1942-present)

	Year	No.	Yds	Avg	Cl
1. Carlton Gray	1991	11	132	12.0	Jr.
2. Rahim Moore	2009	10	79	7.9	So.
3. Bob Stiles	1965	9	125	13.9	Jr.
4. Bill Stits	1952	8	235	29.4	Jr.
5. Marvin Goodwin	1993	7	136	19.4	Jr.
Don Rogers	1983	7	81	11.6	Sr.
Kenny Easley	1978	7	71	10.1	So.
Bob Waterfield	1942	7	96	13.8	So.
9. Larry Atkins	1997	6	154	25.7	Jr.
Craig Rutledge	1986	6	104	17.3	Sr.
Tom Sullivan	1981	6	28	4.7	Jr.
Kenny Easley	1977	6	33	5.5	Fr.
John Nanoski	1973	6	106	17.7	Jr.
Jimmy Allen	1972	6	42	7.0	Jr.
Ron Carver	1969	6	97	16.2	So.
Sandy Green	1967	6	51	8.5	Sr.
Milt Davis	1952	6	83	13.8	Jr.
Ernie Johnson	1946	6	58	9.7	Fr.
Ben Reiges	1946	6	—	—	Jr.

SINGLE-SEASON SACKS (1975-present)

	Year	No.	Cl
1. Dave Ball, dl	2003	16.5	Sr.
2. Anthony Barr, lb	2012	13.5	Jr.
3. Carnell Lake, lb	1987	13.0	Jr.
4. Bruce Davis, lb	2006	12.5	Jr.
Justin Hickman, dl	2006	12.5	Sr.
Donnie Edwards, lb	1994	12.5	Jr.
Jamir Miller, lb	1993	12.5	Jr.
8. Bruce Davis, dl	2007	12.0	Sr.
9. Dave Ball, dl	2002	11.0	Jr.
Marcus Patton, lb	1989	11.0	Sr.
Eric Smith, lb	1986	11.0	Jr.
12. Takkarist McKinley, dl	2016	10.0	Sr.
Anthony Barr, dl	2013	10.0	Sr.
14. Deon Hollins, dl	2014	9.0	So.
Brendon Ayanbadejo, lb	1998	9.0	Sr.
Mark Walen, dl	1985	9.0	Sr.
Terry Turney, dl	1985	9.0	So.
Neal Delocono, lb	1984	9.0	Sr.
Manu Tuiaosopo, dl	1976	9.0	So.

RECORDS

INDIVIDUAL RECORDS

OFFENSE

PLAYS

Game: 76 — Mike Fafaul, vs. Utah, 2016
Season: 638 — Brett Hundley, 2012
Career: 1,720 — Brett Hundley, 2012-14

YARDS GAINED

Game: 564 — Dorian Thompson-Robinson at Wash. St., 2019
Season: 4,095 — Brett Hundley, 2012
Career: 11,713 — Brett Hundley, 2012-14

YARDS PER GAME

Season: 332.6 — Josh Rosen, 2017
Career: 292.8 — Brett Hundley, 2012-14

AVERAGE PER PLAY

Season: 8.45 — Cade McNown, 1998
Career: 7.22 — Cade McNown, 1995-98

RUSHING

CARRIES

Game: 42 — DeShaun Foster vs Alabama, 2000 and
Karim Abdul-Jabbar vs Stanford, 1995
Season: 296 — Karim Abdul-Jabbar, 1995
Career: 788 — Johnathan Franklin, 2009-12

YARDS GAINED

Game: 322 — Maurice Jones-Drew at Washington, 2004
Season: 1,734 — Johnathan Franklin, 2012
Career: 4,403 — Johnathan Franklin, 2009-12

YARDS PER GAME

Season: 142.8 — Karim Abdul-Jabbar, 1995

GAMES GAINING 100 YARDS OR MORE

Season: 9 — Johnathan Franklin, 2012
(8 — Karim Abdul-Jabbar, 1995; Gaston Green, 1986;
Freeman McNeil, 1980 and 1979; Wendell Tyler, 1975)
Career: 20 — Gaston Green, 1984-87; 19 Franklin, 2009-12

CONSECUTIVE GAMES GAINING 100 YARDS OR MORE

Season: 7 — Gaston Green, 1986 (6 — Tyler Ebell, 2002)
Two-Seasons: 8 straight games — Gaston Green, 1986-87;
note --- 9 (in consecutive games played in, but missing
game due to injury) — Freeman McNeil, 1979-80

GAMES GAINING 200 YARDS OR MORE

Season: 3 — Karim Abdul-Jabbar, 1995 (consecutive)
Career: 3 — Gaston Green, 1984-87; Karim Abdul-Jabbar,
1992-95; Johnathan Franklin, 2009-12

GAMES GAINING 100 YARDS RUSHING AND RECEIVING

Career: 2 — Skip Hicks, 1997 vs Washington (147 rushing, 106
receiving); Skip Hicks, 1996 vs Cal (146 rush, 113 recv.)

YARDS GAINED, QUARTERBACK

Game: 178 — John Sciarra vs Tennessee, 1974
Season: 815 — Jeff Dankworth, 1976
Career: 1,813 — John Sciarra, 1972-75

YARDS GAINED, FRESHMAN

Game: 227 — Eric Ball (redshirt freshman) vs Iowa, 1986 Rose Bowl;
186 Kevin Nelson (true freshman), 1980 vs Arizona State
Season: 994 — Tyler Ebell (redshirt freshman), 2002;
673 — DeShaun Foster (true freshman), 1998

AVERAGE PER CARRY

Game (Min. 100 Yards): 36.0 — Bill Bolden vs Cal, 1969 (3 for 108)
Season (Min. 40 Carries): 12.2—Jackie Robinson, 1939 (42 for 514)
Season (Min. 100 Carries): 7.5 — Kermit Johnson, 1973 (150 for 1,129)
Career (Min. 100 Carries): 6.7—Kermit Johnson, 1971-73 (370 for
2,495)

TOUCHDOWNS

Game: 5 — Maurice Jones-Drew at Washington, 2004;
*With 4 — Joshua Kelley vs Arizona State, 2019; Myles
Jack (true freshman) vs Wash., 2013; DeShaun Foster vs
Wash., 2001; Jermaine Lewis vs Houston, 1998; Skip Hicks
vs Wash. St., 1997 ; vs Arizona, 1997; vs NE Louisiana,
1996; Karim Abdul-Jabbar vs Stanford, 1995; Gaston Green
vs USC, 1986; Eric Ball (redshirt freshman) vs Iowa, 1986
Rose Bowl; vs San Diego St., 1985; Freeman McNeil vs
Stanford, 1980; vs Cal, 1979
Season: 22 — Skip Hicks, 1997
Career: 48 — Skip Hicks, 1993-94, 1996-97

LONGEST RUSH

93 yards — Chuck Cheshire vs Montana, 1934

PASSING

ATTEMPTS

Game: 70 — Mike Fafaul, vs. Utah, 2016
Season: 487 — Josh Rosen, 2015
Two Straight Seasons: 849 — Brett Hundley, 2012-13
Career: 1,250 — Cade McNown, 1995-98

COMPLETIONS

Game: 40 — Josh Rosen at Stanford, 2017 and
Mike Fafaul, vs. Utah, 2016
Season: 318 — Brett Hundley, 2012
Season (Freshman): 318 — Brett Hundley, 2012 (redshirt fresh-
man); 292 — Josh Rosen (true freshman)
Two Straight Seasons: 566 — Brett Hundley, 2012-13
Career: 837 — Brett Hundley, 2012-14

HIGHEST COMPLETION PERCENTAGE

Game (Min. 15 Attempts): 92.6% — Rick Neuheisel vs Wash-
ington, 1983 (25 of 27, NCAA Record at time)
Season (Min. 75 Attempts): 69.3% — Rick Neuheisel, 1983
(185 of 267)
Career (Min. 175 Completions): 68.0% — Rick Neuheisel,
1979-83 (198 of 291)
Career (Min. 200 Completions): 67.4% — Brett Hundley, 2012-
14 (837 of 1,241)

HIGHEST EFFICIENCY RATING

Season: 168.6 — Cade McNown, 1997
Career: 152.9 — Troy Aikman, 1987-88

INTERCEPTIONS

Game: 5 — Steve Bukich vs Washington, 1974 and Matt Stevens
vs Oklahoma, 1986
Season: 20 — Kevin Craft, 2008
Fewest (Season: Min. 200 Att.): 4 — Wayne Cook, 1993
Career: 41 — Cade McNown, 1995-98

YARDS GAINED

Game: 513 — Cade McNown vs Miami, 1998
Season: 3,756 — Josh Rosen, 2017
Season (Freshman): 3,740 — Brett Hundley, 2012 (redshirt fresh-
man); 3,670 — Josh Rosen, 2015 (true freshman)
Two Straight Seasons: 6,811 — Brett Hundley, 2012-13
Career: 10,708 — Cade McNown, 1995-98

YARDS PER GAME

Season: 341.5 — Josh Rosen, 2017
Season (True or RS Freshman): 282.2 Josh Rosen, 2015
Career: 311.4 — Josh Rosen, 2015-17

GAMES PASSING FOR 350 YARDS OR MORE

Season: 6 — Josh Rosen, 2017
Career: 10 — Josh Rosen, 2015-17

GAMES PASSING FOR 300 YARDS OR MORE

Season: 7 — Josh Rosen, 2017
Career: 17 — Josh Rosen, 2015-17
Consecutive Games, over multiple seasons: 7 Josh Rosen, 2016-17
Consecutive Games in same season: 5 — Josh Rosen, 2017

TOUCHDOWN PASSES

Game: 6 — Drew Olson vs Oregon State, 2005
Season: 34 — Drew Olson, 2005
Two Seasons: 54 — Drew Olson, 2004-05; (53) B. Hundley,
2012-13
Career: 75 — Brett Hundley, 2012-14

MOST CONSECUTIVE PASSES COMPLETED

17 — Rick Neuheisel vs Washington, 1983

MOST CONSECUTIVE PASSES WITHOUT AN INTERCEPTION

Overall: 245 — Josh Rosen, 2015 (3rd qtr of Stanford, game
6, to 3rd qtr of USC, game 12); Also --199 Drew Olson,
2005 (1st quarter of game six vs. Washington State into 1st
quarter of game 12 vs. Northwestern); Also -- 198 — Cory
Paus, 2000-2001 (last two games of 2000 into 2nd quarter
of seventh game of 2001)
One Season: 245 — Josh Rosen, 2015 (3rd qtr of game six vs
Stanford through 3rd qtr game 12 vs. USC)

LONGEST PASS PLAY

95 yards —Wayne Cook to J.J. Stokes vs Washington, 1993

RECEIVING

RECEPTIONS

Game: 15 — Caleb Wilson vs. Texas A&M, 2017
Overall Season: 82 — J.J. Stokes, 1993
(Reg. Season only: 75 — Jordan Payton, 2015)
Career: 201 — Jordan Payton, 2012-15
True Freshman (Game): 7 — Devin Fuller, 2012 at Stanford
Career Games with at least 10 Recept.: 3 — Jordan Lasley,
2015-17 and J.J. Stokes, 1991-93

RECEPTIONS BY RUNNING BACK

Game: 9 — Demetric Felton vs. Oregon State, 2019 and
George Farmer vs. Wisconsin, 1969
Season: 55 — Demetric Felton, 2019
Career: 80 — Paul Perkins, 2013-15

RECEPTIONS BY A TIGHT END

Game: 15 — Caleb Wilson, 2017
Season: 60 — Caleb Wilson, 2018
Career: 126 — Mercedes Lewis, 2002-05

YARDS GAINED

Game (by wr): 263 — J.J. Stokes vs USC, 1992
Game (by te): 208 — Caleb Wilson vs Texas A&M, 2017
Game (by rb): 130 — Kermit Alexander vs TCU, 1961
Season: 1,494 — Freddie Mitchell, 2000
Career: 3,020 — Danny Farmer, 1996-99
Career Games, at least 160 Recev. Yds.: 5 — J.J. Stokes, 1991-94

MOST CONSECUTIVE GAMES OVER 100 RECEIVING YARDS

4 — Jordan Lasley, 2017 and Freddie Mitchell, 2000 and
Kevin Jordan, 1994

AVERAGE PER GAME

Season: 140.4 — Jordan Lasley, 2017
Career: 82.1 — Freddie Mitchell, 1998-00

AVERAGE PER RECEPTION

Season (Min. 9): 30.1 — Raymond Burks, 1973 (9 for 271 yds.)
Career (Min. 50): 20.3 — Jim McElroy, 1994-97 (96 for 1,945 yds.)

TOUCHDOWN RECEPTIONS

Game: 4 — Jojo Townsell vs Long Beach State, 1982 and J.J.
Stokes vs Washington, 1993
Season: 17 — J.J. Stokes, 1993
Season (True Freshman): 3 — Thomas Duarte, 2013 and
Raymond Burks, 1973
Career: 28 — J.J. Stokes, 1991-94

PUNTING

NUMBER OF PUNTS

Game: 11 — Aaron Perez vs USC, 2007; Darren Schager vs
Washington St., 1992; Bob Heydenfeldt vs Wisconsin,
1952; Bob Moore vs Stanford, 1950 and Purdue, 1950;
Bob Waterfield vs California, 1944 and Santa Clara, 1942
Season: 91 — Aaron Perez, 2007; Chris Kluwe, 2003
Career: 286 — Aaron Perez, 2005-2008

AVERAGE PER PUNT

Season (Min. 30): 49.3 — Kirk Wilson, 1956 (30 for 1,479 yds)
Career (Min. 75): 44.57 — Kirk Wilson, 1956-58 (77 for
3,432 yds)

TOTAL YARDS

Season: 3,908 — Chris Kluwe, 2003 (91 punts)
Career: 12,220 — Aaron Perez, 2005-2008 (286 punts)

LONGEST PUNT

91 yards — Bob Waterfield vs March Air Force, 1944

INTERCEPTIONS

NUMBER OF INTERCEPTIONS

Game: 3 — Sheldon Price vs Houston, 2012 and Tevin McDonald
vs Cal, 2011 and Rahim Moore vs San Diego St., 2009 and
Darryl Henley vs Oregon St., 1986 and Craig Rutledge vs
Oregon St., 1986 and Ron Carver vs Texas, 1971
Season: 11 — Carlton Gray, 1991
Career: 19 — Kenny Easley, 1977-80

YARDS GAINED

Season: 235 — Bill Stits, 1952
Career: 357 — Alterraun Verner, 2006-09

AVERAGE PER RETURN

Season (Min. 2): 70.5 — Jerry Robinson, 1976 (2 for 141 yds)
Career (Min. 6): 37.8 — Kenny Washington, 1937-39 (6 for
226 yds)

TOUCHDOWNS

Game: 2 — Brian Baggott vs Cal, 1978
Season: 2 — Ishmael Adams, 2014 and Akeem Ayers, 2009
and Alterraun Verner, 2006 and Spencer Havner, 2002 and
Blanchard Montgomery, 1982 and Brian Baggott, 1978 and
Jerry Robinson, 1976 and John Brown, 1958
Career: 4 — Alterraun Verner, 2006-09

LONGEST RETURN

100 yards — Jimmy Allen vs California, 1973 and Alan Dial vs
Oregon State, 1986 and Dennis Price vs California, 1987

RECORDS

PUNT RETURNS

NUMBER OF RETURNS

Game: 8 — Paul Guidry vs Washington St., 1993 and Severn Reece vs Arizona, 1976 and Tim McAteer vs Air Force, 1965 and Gene Rowland vs USC, 1946
Season: 38 — Craig Bragg, 2003
Career: 95 — Terrence Austin, 2006-09

YARDS GAINED

Game: 162 — Maurice Jones-Drew vs California, 2005
Season: 427 — Maurice Jones-Drew, 2005
Career: 961 — Craig Bragg, 2001-04

AVERAGE PUNT RETURN

Season (Min. 10): 28.5 — Maurice Jones-Drew, 2005 (15 for 427 yds)
Career (Min. 20): 23.1 — Maurice Jones-Drew, 2003-05 (24-559)

TOUCHDOWNS

Season: 3 — Maurice Jones-Drew, 2005 and Sam Brown, 1955
Career: 4 — Maurice Jones-Drew, 2003-05 and Sam Brown, 1953-55

LONGEST RETURN

96 yards — Craig Bragg vs USC, 2004

KICKOFF RETURNS

NUMBER OF RETURNS

Game: 8 — Josh Smith, at Arizona State, 2010
Season: 49 — Josh Smith, 2011
Career: 89 — Terrence Austin, 2006-09

YARDS GAINED

Game: 206 — Terrence Austin vs Fresno State, 2008
Season: 1,132 — Josh Smith, 2011
Career: 2,145 — Terrence Austin, 2006-09

AVERAGE PER RETURN

Season (Min. 6): 41.5 — Al Hoisch, 1946 (6 for 249 yds)
Career (Min. 15): 29.0 — Matthew Slater, 2004-07 (34 for 986 yds)

TOUCHDOWNS

Game: 2 — Brandon Breazell vs Northwestern, 2005
Season: 3 — Matthew Slater, 2007
Career: 3 — Matthew Slater, 2004-07

LONGEST RETURN

103 yards — Al Hoisch vs Illinois, 1947 Rose Bowl

ALL-PURPOSE YARDS

YARDS GAINED

Game: 384 — Maurice Jones-Drew vs Washington, 2004 (322 rushing, 62 kickoff return)

Season: 2,062 Johnathan Franklin, 2012 (1,734 rush, 323 receiving, 5 kickoff return)

Career: 4,925 Johnathan Franklin, 2009-12 (4,403 rush, 517 receiving, 5 kickoff return)

DEFENSE (1975 - Present)

TACKLES

Game: 28 — Jerry Robinson vs Air Force, 1976
Season: 161 — Jerry Robinson, 1978
Career: 481 — Eric Kendricks, 2010-14

SACKS

Game: 4.5 — Donnie Edwards vs SMU, 1994 and Jamir Miller vs BYU, 1993
Season: 16.5 — Dave Ball, 2003
Career: 30.5 — Dave Ball, 2000-03

TACKLES FOR LOSS

Game: 6.0 — Donnie Edwards at Arizona, 1994
Season: 26.0 — Robert Thomas, 2001
Career: 45.5 — Carnell Lake, 1985-88

SCORING

POINTS SCORED

Game: 30 — Maurice Jones-Drew vs California, 2005 and at Washington, 2004 (5 TD); also 26 — Joe Fleming vs Redlands, 1926 (3TD, 2FG, 2PAT)
Season: 156 — Skip Hicks, 1997
Season (Kicking): 117 — John Lee, 1984
Season True Freshman (Kicking): 104 — Ka'imi Fairbairn, 2012
Career: 413 — Ka'imi Fairbairn, 2012-15
Career (Non-Kicking): 324 — Skip Hicks, 1993-94, 1996-97

MOST CONSECUTIVE SEASONS SCORING 100 POINTS

4 — Ka'imi Fairbairn (2012, 2013, 2014, 2015)

TOUCHDOWNS

Game: 5 — Maurice Jones-Drew vs Cal, 2005 and at Washington, 2004
Season: 26 — Skip Hicks, 1997
Career: 55 — Skip Hicks, 1993-94, 1996-97

MOST FIELD GOALS MADE

Game: 6 — John Lee vs San Diego State, 1984
Season: 32 — John Lee, 1984
Career: 85 — Kai Forbath, 2007-10 and John Lee, 1982-85

MOST FIELD GOALS ATTEMPTED

Game: 7 — Efen Herrera vs Washington, 1971
Season: 36 — John Lee, 1984
Career: 101 — Kai Forbath, 2007-10

HIGHEST FIELD GOAL PERCENTAGE

Game: 1.000 (6-of-6) — John Lee vs San Diego State, 1984
Season: .903 — Kai Forbath, 2009 (28-31)
Career (Min. 40 Made): .850 — John Lee, 1982-85 (85 of 100)

CONSECUTIVE GAMES IN WHICH KICKED FG

15 — Peter Boormeester, 1978-79 (Last 10-1978, first 5-1979)

CONSECUTIVE FIELD GOALS MADE

22 — John Lee (last four in 1984, first 18 in 1985)
One Season: 18 — John Lee, 1985 (also 15 — Chris Sailer, 1997)
*Consecutive fgs made under 50 yards in length — Kai Forbath, 2009-10, 40 straight

MOST FIELD GOALS MADE 50+ YARDS

Game: 2 — Kai Forbath vs BYU (Las Vegas Bowl), 2007 and Justin Medlock vs Oregon, 2004
Season: 5 — Kai Forbath, 2007
Career: 10 — Kai Forbath, 2007-10

LONGEST FIELD GOAL

60 yards — Ka'imi Fairbairn vs California, 2015

LONGEST FIELD GOAL BY FRESHMAN

54 yards — Kai Forbath (R-Fr.) vs Oregon, 2007

LONGEST DROP KICK

27 yards — Mike Frankovich vs Utah, 1933

POINTS AFTER TOUCHDOWN MADE

Game: 9 — Zenon Andrusyshyn vs Pittsburgh, 1968 and Efen Herrera vs Utah, 1973 and Justin Medlock vs Rice, 2005
Season: 60 — Efen Herrera, 1973
Career: 209 — Ka'imi Fairbairn, 2012-15

POINTS AFTER TOUCHDOWN ATTEMPTED

Game: 9 — Justin Medlock vs Rice, 2005 and Efen Herrera vs Utah, 1973 and vs Washington, 1973 and Zenon Andrusyshyn vs Pittsburgh, 1968
Season: 64 — Efen Herrera, 1973
Career: 214 — Ka'imi Fairbairn, 2012-15

KICKING POINTS SCORED

Game: 18 — John Lee vs San Diego State, 1984 (6 FG) and Chris Sailer vs Washington, 1998 (5 FG, 3 PAT)
Season: 117 — John Lee, 1984
Career: 413 — Ka'imi Fairbairn, 2012-15

CONSECUTIVE POINTS AFTER TD MADE

113 — Justin Medlock, 2003-06 (Last 34 of 2004, all 50 in 2005 and all 29 in 2006); also 108 — John Lee, 1982-85 (Last 15 of 1982, all 33 of 1983, all 21 of 1984 and all 39 of 1985)

UCLA BOWL GAME RECORDS

INDIVIDUAL

Total Offensive Plays: 59 — Brett Hundley, 2013 Holiday Bowl v. Baylor
Total Offensive Yards: 387 — Brett Hundley, 2013 Sun Bowl v. Virginia Tech
Rushing Attempts: 33 — Gaston Green, 1986 Freedom Bowl v. BYU
Net Rushing Yards: 266 — Gaston Green, 1986 Freedom Bowl v. BYU
Longest Rush: 86 — Brett Hundley, 2013 Sun Bowl v. Virginia Tech
Rushing Touchdowns: 4 — Eric Ball, 1986 Rose Bowl v. Iowa
Passing Yards: 340 — Cade McNown, 1999 Rose Bowl v. Wisconsin
Passes Attempted: 50 — Brett Hundley, 2012 Holiday Bowl v. Baylor
Passes Completed: 28 — Wayne Cook, 1994 Rose Bowl v. Wisconsin
Touchdown Passes: 4 — Rick Neuheisel, 1984 Rose Bowl v. Illinois
Receptions: 14 — J.J. Stokes, 1994 Rose Bowl v. Wisconsin
Receiving Yards: 180 — Freddie Mitchell, 2000 Sun Bowl v. Wisconsin
Touchdown Receptions: 2 — Craig Bragg, 2004 Las Vegas Bowl v. Wyoming and Karl Dorrell, 1984 Rose Bowl v. Illinois and Wally Henry, 1976 Rose Bowl v. Ohio State
Longest Pass Play: 78 — Patrick Cowan to Brandon Breazell, 2006 Emerald Bowl v. Florida St.
Points: 24 — Eric Ball, 1986 Rose Bowl v. Iowa
Touchdowns: 4 — Eric Ball, 1986 Rose Bowl v. Iowa
Interceptions: 2 — Don Rogers, 1984 Rose Bowl v. Illinois and Bob Stiles, 1966 Rose Bowl v. Michigan State
Punts: 9 — Chris Kluwe, 2003 Silicon Valley Classic v. Fresno State and Larry Cox, 1966 Rose Bowl v. Michigan State
Punting Average: 47.8 — Kevin Buenafe, 1981 Bluebonnet Bowl v. Michigan
Punt Returns: 5 — Lupe Sanchez, 1984 Rose Bowl v. Illinois
Punt Return Yardage: 89 — Craig Bragg, 2002 Las Vegas Bowl v. New Mexico
Longest Punt Return: 74 — Craig Bragg, 2002 Las Vegas Bowl v. New Mexico
Kickoff Returns: 6 — Roosevelt Davis, 2015 Foster Farms Bowl and Wally Henry, 1976 Liberty Bowl v. Alabama
Kickoff Return Yardage: 178 — Al Hoisch, 1947 Rose Bowl v. Illinois
Longest Kickoff Return: 103 — Al Hoisch, 1947 Rose Bowl v. Illinois
All-Purpose Yards: 266 — Gaston Green, 1986 Freedom Bowl v. BYU
Field Goals: 3 — Kai Forbath, 2007 Las Vegas Bowl v. BYU and John Lee, 1985 Fiesta Bowl v. Miami

TEAM

Overall Record: 16-19-1
Points: — 50, 2005 Sun Bowl v. Northwestern
Most Points Allowed: — 51, 1995 Aloha Bowl v. Kansas
Fewest Points Allowed: — 3, 1991 Hancock Bowl v. Illinois and 1989 Cotton Bowl v. Arkansas
Total Offensive Plays: — 84, 1984 Rose Bowl v. Illinois
Total Offensive Yards: — 538, 1999 Rose Bowl v. Wisconsin
Rush Attempts: — 55, 1989 Cotton Bowl v. Arkansas and 1986 Rose Bowl v. Iowa and 1978 Fiesta Bowl v. Arkansas
Net Yards Rushing: — 423, 1986 Freedom Bowl v. BYU
Passing Yards: — 418, 1999 Rose Bowl v. Wisconsin
Passes Attempted: — 50, 2012 Holiday Bowl v. Baylor
Passes Completed: — 28, 1994 Rose Bowl v. Wisconsin
Interceptions By: — 4, 1984 Rose Bowl v. Illinois
First Downs: — 31, 1994 Rose Bowl v. Wisconsin
Punts: — 11, 1966 Rose Bowl v. Michigan State
Punting Average: — 47.8, 1981 Bluebonnet Bowl v. Michigan
Penalties: — 15, 2014 Valero Alamo Bowl v. Kansas State
Penalty Yards: — 143, 1981 Bluebonnet Bowl v. Michigan
Touchdowns: — 7, 2005 Sun Bowl v. Northwestern (6, 2013 Sun Bowl); 1986 Rose Bowl v. Iowa; 1984 Rose Bowl v. Illinois



Paul Perkins (24) in action at the Valero Alamo Bowl

RECORDS

TRUE FRESHMAN RECORDS

PASSING

YARDS GAINED

Game: 399 — Josh Rosen vs Cal, 2015
Season: 3,670 — Josh Rosen, 105

TOUCHDOWN PASSES

Game: 3 — Josh Rosen vs Nebraska, Cal and UVA, 2015
and Cade McNown vs. Kansas, 1995
Season: 23 — Josh Rosen, 2015

300-YARD PASSING GAMES

Season: 6 — Josh Rosen, 2015

MOST PASSING ATTEMPTS

Game: 57 — Josh Rosen vs Washington State, 2015
Season: 487 — Josh Rosen, 2015

MOST COMPLETIONS

Game: 34 — Josh Rosen vs Cal, 2015
Season: 292 — Josh Rosen, 2015

LONGEST PASS PLAY

Game: 70 yards — Josh Rosen to Darren Andrews at Stanford, 2015

RECEIVING

MOST RECEPTIONS

Game: 7 — Devin Fuller at Stanford, 2012
Season: 40 — Taylor Embree, 2008

MOST YARDS RECEIVING

Game: 90 — Taylor Embree vs Cal, 2008
Season: 531 — Taylor Embree, 2008

TOUCHDOWN RECEPTIONS

Game: 2 — Brian Poli-Dixon, 1997 vs Houston and
Brad Melsby vs Kansas, 1995
Season: 3 — Thomas Duarte, 2013 and Raymond Burks, 1973

LONGEST RECEPTION

Game: 82 yards by Raymond Burks vs Oregon State, 1973

100-YARD RECEIVING GAMES

Season: none

RUSHING

MOST YARDS GAINED

Game: 186 — Kevin Nelson vs Arizona State, 1980
Season: 673 by DeShaun Foster, 1998

MOST RUSHING ATTEMPTS

Game: 31 — Kevin Nelson vs Arizona State, 1980
Season: 135 by Maurice Jones-Drew, 2003

MOST 100-YARD RUSHING GAMES

Season: 2 — Skip Hicks vs Nebraska and Arizona State, 1993
and Gaston Green vs Miami and USC, 1984 and
Kevin Nelson vs Arizona State and Wisconsin, 1980

MOST YARDS RUSHING IN FIRST GAME

Game: 120 — Myles Jack at Arizona, 2013

LONGEST RUSH

83 yards by Maurice Jones-Drew vs Arizona State, 2003

MOST RUSHING TOUCHDOWNS

Game: 4 — Myles Jack at Arizona, 2013
Season: 10 — DeShaun Foster, 1998

DEFENSE

TACKLES

Season: 93 — Kenny Easley, 1977

SACKS

Season: 5.0 — Jamir Miller, 1991

TACKLES FOR LOSS

Season: 10.0 — Ricky Manning, 1999

INTERCEPTIONS

Season: 5 — Matt Ware, 2001

SCORING

POINTS SCORED

Season: 104 — Ka'imi Fairbairn, 2012
Season (Non-Kicking): 72 — DeShaun Foster, 1998

TOUCHDOWNS IN A GAME

Game: 4 — Myles Jack at Arizona, 2013

KICKING

MOST FIELD GOALS MADE

Season: 16 — Ka'imi Fairbairn, 2012

HIGHEST FIELD GOAL PERCENTAGE

Season (min. 15 made): .789 — John Lee, 1982 (15-19)

MOST FIELD GOALS MADE 50+ YARDS

Game: 1 — John Lee, 1982 vs Stanford (50 yards)
Season: 1 — John Lee, 1982

LONGEST FIELD GOAL

50 yards — John Lee vs Stanford, 1982

MOST PUNTS

Season: 68 — Nate Fikse, 1999

MOST PUNTING YARDAGE

Season: 2,857 — Nate Fikse, 1999

MOST PUNTS INSIDE THE 20-YARD LINE

Season: 19 — Chris Sailer, 1995

HIGHEST PUNTING AVERAGE


Season: 43.1 — Luke Akers, 2020



Josh Rosen



Myles Jack



Ka'imi Fairbairn

RECORDS

TEAM SINGLE-SEASON RECORDS

TOTAL OFFENSE

Most Plays: 1,095 — 2012
Fewest Plays: 458 — 1943
Most Yards: 6,531 — 2012
Fewest Yards: 1,290 — 1943
Highest Average Per Game: 487.3 — 1998
Lowest Average Per Game: 143.3 — 1943

RUSHING

Most Carries: 746 — 1975
Fewest Carries: 343 — 1943
Most Yards Gained: 4,403 — 1973
Fewest Yards Gained: 759 — 1963
Highest Average Per Game: 400.3 — 1973
Lowest Average Per Game: 75.9 — 1963
Highest Average Per Carry: 6.4 — 1973
Lowest Average Per Carry: 2.0 — 1963
Most Touchdowns: 56 — 1973

PASSING

Most Attempts: 536 — 2017
Fewest Attempts: 82 — 1972
Most Completions: 338 — 2017
Fewest Completions: 26 — 1943
Highest Percent Completions: 69.0 — 1983
Lowest Percent Completions: 22.6 — 1943
Most Passes Had Intercepted: 24 — 1944
Most Yards Gained: 4,478 — 2017
Fewest Yards Gained: 425 — 1943
Highest Average Per Game: 344.5 — 2017
Lowest Average Per Game: 47.2 — 1943
Most Touchdowns: 34 — 2005
Fewest Touchdowns: 2 — 1961 and 1943

PUNTING

Most Punts: 93 — 2007
Fewest Punts: 33 — 1975
Most Yards: 3,908 — 2003
Fewest Yards: 1,259 — 1975
Highest Average: 44.6 — 2018 and 2008

INTERCEPTIONS

Most Interceptions: 34 — 1952
Most Yards Gained: 509 — 1952
Average Per Return: 23.0 — 1987

PUNT RETURNS

Most Returns: 63 — 1946
Fewest Returns: 14 — 2017
Most Yards: 740 — 1946
Fewest Yards: 41 — 1989
Average Per Return: 25.0 — 2005

KICKOFF RETURNS

Most Returns: 63 — 2011
Fewest Returns: 9 — 2018
Most Yards: 1,317 — 2011
Fewest Yards: 248 — 2018
Average Per Return: 27.38 — 2021

SCORING

Most Points: 482 — 2012
Fewest Points (Min. 9 Games): 59 — 1943
Most Touchdowns: 64 — 1973; 63 — 2013; also 62 — 2012, 2005
Fewest Touchdowns: 9 — 1943
Most Field Goals: 32 — 1984
Most Points After Touchdowns: 62 — 1998
Most Safeties: 3 — 1952

FIRST DOWNS

Most Total First Downs: 331 — 2012
Fewest Total First Downs: 66 — 1943
Most First Downs Rushing: 214 — 1973
Fewest First Downs Rushing: 50 — 1963
Most First Downs Passing: 183 — 2017
Fewest First Downs Passing: 12 — 1943
Most First Downs Penalty: 31 — 2012
Fewest First Downs Penalty: 1 — 1954

PENALTIES

Most Penalties: 130 — 2012
Fewest Penalties: 32 — 1943
Most Yards Lost On Penalties: 1,281 — 2012
Fewest Yards Lost On Penalties: 237 — 1943

FUMBLES

Most Fumbles: 45 — 1946
Fewest Fumbles: 9 — 1952
Most Fumbles Lost: 27 — 1946
Fewest Fumbles Lost: 2 — 1952

SINGLE GAME

TOTAL OFFENSE

Most Yards: 692 vs New Mexico State, 2013
Fewest Yards: 41 vs Syracuse, 1964

RUSHING

Most Yards: 621 vs Stanford, 1973
Fewest Yards: -37 vs Syracuse, 1962

PASSING

Most Attempts: 71 vs Utah, 2016
Fewest Attempts: 1 vs Oregon, 1973; vs Oregon, 1975
Most Completions: 40, at Stanford, 2017 and vs Utah, 2016
Fewest Completions: 0 vs Oregon St., 1978; vs Oregon, 1975; vs Oregon, 1973; vs USC, 1971; vs Pittsburgh, 1961; vs USC, 1946
Most Yards: 513 vs Miami, 1998
Fewest Yards: 0 vs Oregon St., 1978; vs Oregon, 1975; vs Oregon, 1973; vs USC, 1971; vs Pittsburgh, 1961; vs USC, 1946

INTERCEPTIONS

Most Thrown: 7 vs Stanford, 1937
Most Caught: 10 vs California, 1978
Most Yards Returned: 194 vs California, 1978

PUNTING

Most: 16 vs USC, 1946
Fewest: 0 vs Oregon St., 1973; vs Michigan St., 1974; vs USC, 1975

PUNT RETURNS

Most: 10 vs USC, 1946
Most Yards: 180 vs Stanford, 1954

KICKOFF RETURNS

Most: 10 at Arizona State, 2010; vs Washington, 1970
Most Yards: 259 vs Illinois, 1947 Rose Bowl

SCORING

Most Points: 72 (home game) vs Stanford, 1954
Most Points: 68 (home game in Rose Bowl) vs BYU, 1993
Most Points (road game): 67 at Washington State, 2019
Most Touchdowns: 11 vs Stanford, 1954
Most Safeties: 2 vs Oregon State, 1952
Most Field Goals: 6 vs San Diego State, 1984
Most Points in One Half: 56 vs Colorado, 1980

Most Points in 1st Quarter (Since 1958): 28 vs Nebraska, 1988; Colorado, 1980; Washington State, 1976;
Most Points in 2nd Quarter (Since 1958): 30 at Washington State, 2012;
Most Points in 3rd Quarter (Since 1958): 28 at Nebraska, 2013; vs Arizona State, 2000
Most Points in 4th Quarter (Since 1958): 29 at Washington State, 2019
Most Points Allowed: 103 vs Whittier, 1920

FIRST DOWNS


Most Total First Downs: 39 vs New Mexico State, 2013
Fewest Total First Downs: 1 vs USC, 1943 (second game)
Most First Downs Rushing: 27 vs Stanford, 1973; vs Oregon, 1975
Most First Downs Passing: 23 vs Texas A&M, 2017
Most First Downs Penalty: 6, Arizona, 2012

SACKS

Most Sacks: 11 vs BYU, 1993

GENERAL UCLA RECORDS

Consecutive Wins: 20 — 1997-98 (Last 10 games in 1997, first 10 in 1998)
Consecutive Losses: 13 — 1919-21 (Last three games in 1919, all five games in 1920 and 1921)
Consecutive Games Without a Loss: 20 — 1997-98 (Last 10 games in 1997, first 10 in 1998)
Consecutive Games Scored In: 245 — 1971-92 (NCAA record at the time, ended on 10/24/92 vs Arizona St.)
Consecutive Shutouts: 3 — 1927, 1936, 1938 and 1960
Consecutive Games Shut out By Opponent: 3 — 1921, 1930 and 1931
Overtime Record: 8-3 — lost vs Stanford 47-48 in two overtimes in 2020; lost at Texas A&M 24-31 in 2016; won at Colorado 40-37 in two overtimes in 2014; won vs Tennessee, 27-24 in 2008; won at Stanford, 30-27 in 2005; won at Washington State, 44-41 in 2005; won vs California, 23-20 in 2003; lost at California, 38-46 in three overtimes in 2000; won vs Washington, 23-20 in 1999; won vs Oregon, 41-38 in 1998; won vs USC, 48-41 in two overtimes in 1997



Troy Aikman

BIGGEST OFFENSIVE DAYS IN BRUIN HISTORY

RUSHING

621 — 1973 at Stanford*
566 — 1973 Washington
532 — 1972 at California
505 — 1972 Arizona
501 — 1945 Pacific
498 — 1954 at Oregon State
486 — 1976 at Arizona State
479 — 1975 at Oregon
455 — 1975 at Washington State
455 — 1973 California

* UCLA 59, Stanford 13 — UCLA rushed 74 times for 621 yards, led by Kermit Johnson (11-168) and James McAlister (14-117-3 TD).

PASSING

513 — 1998 at Miami*
510 — 2005 Arizona State
507 — 2019 at Washington State
491 — 2017 Texas A&M
480 — 2017 at Stanford
464 — 2016 Utah
463 — 2017 at Memphis
421 — 2017 at USC
420 — 2017 Arizona State
418 — 1999 Wisconsin (RB)

*UCLA 45, Miami 49 — Cade McNown completed 26-35 passes for five touchdowns. Danny Farmer caught six passes for 135 yards and two touchdowns. Brian Poli-Dixon caught four passes for 130 yards and two touchdowns.

TOTAL OFFENSE

692 — 2013 New Mexico State*
679 — 1994 at Arizona State
674 — 2015 at Oregon State
671 — 1973 Washington
670 — 1998 at Miami
662 — 1988 Long Beach State
660 — 2005 Arizona State
657 — 2019 at Washington State
653 — 2012 Nebraska
651 — 1982 Stanford

*UCLA 59, NMSU 13 — UCLA rushed for 298 yards and passed for 394 more. Three Bruin quarterbacks combined to complete 35 of 49 passes for 394 yards and three scores. Jordan James ran 19 times for 164 yards and two touchdowns. Shaq Evans, Steven Manfro and Devin Fuller each caught scoring passes. Malcolm Jones also ran for two touchdowns.

RECORDS

OPPONENT RECORDS

SINGLE SEASON

TOTAL OFFENSE

Most Plays: 1,045 — 2015
Fewest Plays: 482 — 1945
Most Yards: 6,288 — 2017
Fewest Yards: 1,708 — 1954
Most Yards Per Game: 483.7 — 2017
Fewest Yards Per Game: 190.0 — 1954

RUSHING

Most Plays: 649 — 2017
Fewest Plays: 314 — 1954
Most Yards: 3,736 — 2017
Fewest Yards: 659 — 1954
Lowest Average Per Game: 71.3 — 1985
Highest Avg. Per Carry: 5.8 — 2017
Lowest Average Per Carry: 2.1 — 1954 and 1985
Most Touchdowns: 35 — 2017

PASSING

Most Attempts: 503 — 2007
Fewest Attempts: 102 — 1943
Most Completions: 306 — 2014
Fewest Completions: 48 — 1943
Highest Completion Percent.: 66.4% — 2019
Lowest Completion Percent.: 33.8% — 1946
Most Yards Gained: 3,729 — 2019
Fewest Yards Gained: 620 — 1944
Highest Average Per Game: 310.8 — 2019
Lowest Average Per Game: 68.6 — 1953
Most Touchdowns: 32 — 2019
Fewest Touchdowns: 3 — 1955, 1960, 1962

SCORING

Most Points: 476 — 2017
Fewest Points: 40 — 1954
Most Touchdowns: 55 — 2019
Fewest Touchdowns: 6 — 1954
Most Field Goals: 24 — 2016

FIRST DOWNS

Most Total First Downs: 320 — 2017
Fewest Total First Downs: 80 — 1943
Most Rushing First Downs: 165 — 2017
Fewest Rushing First Downs: 35 — 1954
Most Passing First Downs: 156 — 2019
Fewest Passing First Downs: 19 — 1944
Most Penalty First Downs: 44 — 2012
Fewest Penalty First Downs: 2 — 1950, 1954 and 1956

PUNTING

Most Punts: 101 — 1946, 2007
Fewest Punts: 28 — 1964
Highest Average: 45.7 — 2011
Lowest Average: 32.4 — 1957 and 1962

PUNT RETURNS

Most Returns: 46 — 1952 and 1956
Fewest Returns: 9 — 2015
Most Return Yards: 618 — 1943
Fewest Return Yards: 44 — 1980
Highest Average: 17.1 — 2018
Lowest Average: 1.8 — 1980

KICKOFF RETURNS

Most Returns (1951-present): 78 — 1987
Fewest Returns (1951-present): 8 — 2019
Most Yards (1951-present): 1,447 — 1987
Fewest Yards (1951-present): 171 — 2019
Highest Average: 29.8 — 2001
Lowest Average: 11.8 — 1974

SINGLE GAME

TOTAL OFFENSE

Most Yards: 753 by USC, 1929 (modern: 720 at Washington State, 2019)
Most Yards (Player): 591 by Anthony Gordon, at Wash. State, 2019
Fewest Yards: 42 by Arkansas, 1989 (Cotton Bowl)

RUSHING

Most Yards: 723 by USC, 1929; (modern: 484 by Nebraska, 1994)
Most Yards (Player): 322 by Joe Roberts, Utah, 2016
Longest Rush (Player): 93 yards by Jahvid Best, Cal, 2009
Fewest Yards: -34 by Stanford, 1997

PASSING

Most Attempts: 70 by Northwestern, 2005
Most Attempts (Player): 70 by Brett Basanez, Northwestern, 2005
Fewest Attempts: 2 by Cal, 1944 (first game) and Oregon St., 1993
Most Completions: 42 by Arizona State, 2014
Most Completions (Player): 42, Mike Bercovici, Arizona St., 2014
Fewest Completions: 0 by Oregon St., 1994; by Oregon St., 1993; by Oregon St., 1991; by Air Force, 1964; by Cal, 1944 (first game); by St. Mary's Pre-Flight, 1944; by Cal, 1944 (second game)
Most Yards: 570 at Washington State, 2019
Most Yards (Player): 570 by Anthony Gordon, at Wash. State, 2019
Most TD Passes in Game: 9 by Anthony Gordon, at Wash. State, 2019

Fewest Yards: 0 by Oregon St., 1994; by Oregon St., 1993; by Oregon St., 1991; by Air Force, 1964; by Cal, 1944 (first game); by St. Mary's Pre-Flight, 1944; by Cal, 1944 (second game)
Longest Pass Play: 98 yds, Joe Borchard to Troy Walters, Stanford, 1999

RECEIVING

Most Receptions (Game): 16, Simi Fehoko, Stanford, 2020
Most Receiving Yds In a Game: 278 by Troy Walters, Stanford, 1999

PUNTING

Most: 14 by USC, 1946
Fewest: 1 by Ohio State, 1975 (first game); by Michigan State, 1965 (first game); by Stanford, 1959

PUNT RETURNS

Most: 11 by USC, 1946
Most Yards: 277 by Oklahoma, 2003
Longest Punt Return for Touchdown: 97 yards by Dwayne Owens, Oregon St., 1992 (dates to 1958)

KICKOFF RETURNS

Most: 12 by Stanford, 1954
Most Yards: 217 by Stanford, 1973
Longest Kickoff Return for Touchdown: 100 yards by John Ross, Washington, 2014; Tom Pace, Arizona St., 2001; Chris McAllister, Arizona, 1996; Ray Taroli, Oregon St., 1971; Bernard Jackson, Washington St., 1971 (dates to 1958)

INTERCEPTIONS

Most Interceptions: 7 by Stanford, 1937
Longest Return for Touchdown: 100 yards by Troy Nolan, Arizona St., 2008

FIRST DOWNS

Most: 38 by Arizona State, 2014
Fewest: 2 by California, 1944 (second game)

SACKS

Most Sacks: 10 by Utah, 2014 and by Fresno St., 1987

SCORING

Most Points: 103 vs Whittier, 1920
Most Points in A Quarter (Since 1958): 30 by Washington, 1971

FIELD GOALS

Longest: 59 by Jared Siegel, Oregon, 2002; also 58 by Dave Lawson, Air Force, 1975



Jackie Robinson (28)

RECORDS

GAME RECORDS

SINGLE-GAME 180-YARD RUSHERS

Yds	Player	Year	Game	Carries	Class
322	Maurice Jones-Drew	2004	Washington	26	So.
301	DeShaun Foster	2001	Washington	31	Sr.
289	Joshua Kelley	2018	USC	40	R-Jr.
274	Theotis Brown	1978	Oregon	26	Sr.
266	Gaston Green	1986	BYU (Freedom Bowl)	33	Jr.
261	Karim Abdul-Jabbar	1995	Stanford	42	Jr.
248	Freeman McNeil	1980	Stanford	29	Sr.
227	Chris Alexander	1992	Oregon State	35	So.
227	Eric Ball	1985	Iowa (Rose Bowl)	22	R-Fr.
224	Gaston Green	1986	USC	39	Jr.
220	Gaston Green	1987	California	28	Sr.
220	Theotis Brown	1976	Washington	35	So.
219	Brittain Brown	2020	Stanford	29	Grad.
219	Paul Perkins	2015	BYU	26	Jr.
217	Johnathan Franklin	2012	Nebraska	26	Sr.
217	Karim Abdul-Jabbar	1995	California	33	Jr.
216	Johnathan Franklin	2010	Washington State	30	So.
214	Johnathan Franklin	2012	at Rice	15	Sr.
210	Kevin Williams	1991	Oregon	30	Jr.
208	Chris Markey	2006	Rice	23	Jr.
207	Karim Abdul-Jabbar	1995	Arizona State	35	Jr.
206	Demetric Felton Jr.	2020	Arizona	32	R-Sr.
203	Tyler Ebell	2002	Oregon State	29	R-Fr.
197	Freeman McNeil	1979	Stanford	36	Jr.
195	Kahlil Bell	2007	Stanford	19	Jr.
194	Paul Perkins	2014	Kansas State	20	So.
194	Johnathan Franklin	2012	at Stanford	19	Sr.
194	Gaston Green	1985	Tennessee	24	So.
193	Chris Markey	2007	Washington	14	Sr.
192	Freeman McNeil	1979	California	32	Jr.
190	Paul Perkins	2014	Oregon	22	So.
190	Skip Hicks	1997	Washington State	27	Sr.
189	DeShaun Foster	2001	Kansas	28	Sr.
187	DeShaun Foster	2000	Alabama	42	Jr.
187	Karim Abdul-Jabbar	1993	Stanford	40	So.
186	Kevin Nelson	1980	Arizona State	31	Fr.
185	Derrick Coleman	2010	Washington State	15	Jr.
183	Kermit Johnson	1972	Arizona	15	Jr.
182	Keith Brown	1999	Arizona State	24	Sr.
182	Marv Kendricks	1970	USC	28	Jr.
180	Paul Perkins	2014	at Colorado	22	So.
180	Karim Abdul-Jabbar	1995	Miami	29	Jr.
180	Karim Abdul-Jabbar	1994	Arizona State	14	R-So.
180	Wendell Tyler	1975	Stanford	24	Jr.
180	Bill Kilmer	1960	Utah	27	Sr.

MOST CAREER 100-YARD GAMES -

RUSHING

No.	Player	No.
1.	Gaston Green	20
2.	Johnathan Franklin	19
3.	Freeman McNeil	17
4.	Karim Abdul-Jabbar	15
	Skip Hicks	15
6.	DeShaun Foster	13
7.	Wendell Tyler	12
8.	Paul Perkins	11
	Theotis Brown	11
10.	Joshua Kelley	10
11.	Maurice Jones-Drew, Kevin Nelson,	9
	Kermit Johnson	
14.	Chris Markey, Brian Brown,	8
	James Owens	
17.	Zach Charbonnet , Tyler Ebell, Eric	7
	Ball, Greg Jones, Kevin Williams	

MOST CAREER 100-YARD GAMES -

RECEIVING

No.	Player	No.
1.	Danny Farmer	11
2.	Jordan Lasley	9
	Freddie Mitchell	9
4.	Flipper Anderson	8
	J.J. Stokes	8
6.	Jordan Payton	7
	Craig Bragg	7
	Kevin Jordan	7
	Jim McElroy	7
10.	Nelson Rosario	6
11.	Caleb Wilson	5
	Darren Andrews	5
	Sean LaChapelle	5
	Brian Poli-Dixon	5
15.	Greg Dulcich	4
	Kyle Phillips	4
	Thomas Duarte	4
	Cormac Carney	4
	Mike Sherrard	4



Kermit Alexander

SINGLE-GAME 145-YARD RECEIVERS

Yds	Player	Year	Game	Recpt.	Class
263	J.J. Stokes	1992	USC	6	So.
230	Craig Bragg	2002	Oregon	9	So.
227	Jordan Lasley	2017	Cal	12	R-Jr.
208	Caleb Wilson	2017	Texas A&M	15	R-So.
204	Jordan Lasley	2017	at USC	10	R-Jr.
196	Danny Farmer	1999	Oregon	7	Sr.
190	J.J. Stokes	1993	Washington	10	Jr.
185	Freddie Mitchell	2000	Stanford	7	Jr.
184	Caleb Wilson	2018	Stanford	9	R-Jr.
180	Freddie Mitchell	2000	Wisconsin (Sun Bowl)	9	Jr.
176	J.J. Stokes	1993	Wisconsin (Rose Bowl)	14	Jr.
175	Darren Andrews	2017	at Memphis	10	R-Sr.
175	J.J. Stokes	1994	at Arizona State	7	Sr.
175	Scott Miller	1990	USC	8	Sr.
167	Greg Dulcich	2020	USC	8	R-So.
167	Freddie Mitchell	2000	at California	8	Jr.
166	Kurt Altенberg	1963	USC	8	So.
165	Brian Poli-Dixon	2000	at Washington	8	Jr.
164	Caleb Wilson	2018	at Arizona State	11	R-Jr.
164	Kevin Jordan	1994	at Arizona State	6	Jr.
164	J.J. Stokes	1993	at San Diego State	5	Jr.
162	Jordan Lasley	2017	Arizona State	7	R-Jr.
161	Danny Farmer	1998	Oregon	7	Jr.
158	Jordan Lasley	2017	at Stanford	11	R-Jr.
158	Freddie Mitchell	2000	at Oregon	6	Jr.
154	Sean LaChapelle	1992	Cal St. Fullerton	7	Sr.
154	Flipper Anderson	1987	at Oregon State	7	Sr.
152	Jordan Payton	2015	Washington State	14	Sr.
152	Nelson Rosario	2009	at Oregon State	6	So.
152	Kevin Jordan	1994	Tennessee	6	Jr.
152	Scott Miller	1990	Arizona	4	Sr.
152	Dave Nuttall	1967	USC	7	Sr.
151	Jordan Payton	2014	at Arizona State	5	Jr.
151	Nelson Rosario	2011	Arizona State	5	Sr.
150	Demetric Felton Jr.	2019	at Washington State	7	R-Jr.
149	Brian Poli-Dixon	2001	Oregon	6	Sr.
149	Freddie Mitchell	1999	Fresno State	9	So.
149	Jim McElroy	1996	USC	8	Jr.
148	Shaquelle Evans	2012	Oregon State	6	Jr.
148	Danny Farmer	1999	at Arizona State	6	Sr.
148	Sean LaChapelle	1991	at Oregon State	8	Jr.
147	Chase Cota	2019	at Washington State	4	So.
147	Kevin Jordan	1994	Oregon State	7	Jr.
146	Jordan Lasley	2017	Colorado	7	R-Jr.
146	Nate Iese	2016	Utah	8	Sr.
146	Kevin Jordan	1994	Stanford	8	Jr.
146	Gene Gaines	1960	Purdue	2	Sr.
145	Caleb Wilson	2017	at Stanford	11	R-So.
145	Tab Perry	2002	at Oregon State	7	Jr.
145	Homer Butler	1977	at Houston	6	Sr.
145	Rick Walker	1975	Oregon State	4	Jr.

LONGEST TOUCHDOWN RETURNS (Since 1958)

Yards	Type	Name	Opponent	Year
101	Kickoff	Greg Jones	at Oregon State	1968
100	Kickoff	Demetric Felton Jr.	at Washington State	2019
100	Kickoff	Ishmael Adams	at Arizona State	2014
100	Kickoff	Matthew Slater	at Arizona	2007
100	Interception	Dennis Price	California	1987
100	Interception	Alan Dial	Oregon State (Portland)	1986
100	Interception	Jimmy Allen	California	1973
100	Kickoff	Jojo Townsell	at California	1980
99	Kickoff	Maurice Jones-Drew	at USC	2003
99	Kickoff	Mickey Cureton	at Tennessee	1968
98	Interception	Abdul McCullough	at Arizona State	1994
98	Interception	Phil Parslow	at Illinois	1958
96	Interception	Ishmael Adams	Colorado	2015
96	Punt	Craig Bragg	USC	2004
95	Interception	Ishmael Adams	at Arizona State	2014
95	Kickoff	Lovell Houston	at Stanford	1999
95	Interception	Jerry Robinson	at Minnesota	1977
93	Kickoff	Darnay Holmes	Stanford	2018
93	Kickoff	Theotis Brown	Stanford	1978
91	Kickoff	Maurice Jones-Drew	at Oklahoma	2003
89	Kickoff	Matthew Slater	Arizona State	2007
89	Interception	Alterraun Verner	Arizona	2006
89	Punt	Darryl Henley	San Diego State	1988
87	Field Goal	Kermit Alexander	at Stanford	1961
85	Kickoff	Matthew Slater	Washington	2007
85	Interception	Ron Carver	at Tennessee	1970
81	Punt	Maurice Jones-Drew	California	2005
81	Fumble	Carl Jones	Stanford	1962

RECORDS

300-YARD TOTAL OFFENSE GAMES

Yds	Player, Year, Opponent
564	Dorian Thompson-Robinson, 2019 at Wash. State
515	Cade McNown, 1998 vs Miami
501	Drew Olson, 2005 vs Arizona State
495	Josh Rosen, 2017 at Stanford
495	Josh Rosen, 2017 at Memphis
487	Mike Fafaul, 2016 vs Utah
477	Josh Rosen, 2017 vs Texas A&M
445	Tommy Maddox, 1990 vs USC
433	Josh Rosen, 2017 vs Arizona State
431	Dorian Thompson-Robinson, 2019 at USC
429	Wilton Speight, 2018 vs. Stanford
428	Brett Hundley, 2013 vs California
427	Brett Hundley, 2014 at Arizona State
424	Brett Hundley, 2014 at California
422	Brett Hundley, 2014 vs Memphis
414	Dorian Thompson-Robinson, 2020 vs USC
414	Cade McNown, 1998 vs Oregon State
412	Dorian Thompson-Robinson, 2020 at Colorado
410	Josh Rosen, 2015 vs Washington St.
407	Josh Rosen, 2015 vs California
404	Brett Hundley, 2012 vs Oregon State
400	Steve Bono, 1983 vs BYU
396	Cade McNown, 1998 vs Oregon
395	Dorian Thompson-Robinson, 2021 at USC
395	Wayne Cook, 1994 vs Arizona State
391	Cory Paus, 2002 vs Oregon State
390	Kevin Prince, 2009 vs Washington St.
390	John Sciarra, 1974 vs Tennessee
387	Josh Rosen, 2017 at USC
387	Brett Hundley, 2013 vs Virginia Tech
382	Cade McNown, 1996 vs USC
379	Josh Rosen, 2017 vs Colorado
379	Cade McNown, 1996 vs Arizona State
369	Josh Rosen, 2016 at Arizona State
368	Troy Aikman, 1988 vs Washington St.
364	Cade McNown, 1997 vs Washington
363	Cade McNown, 1997 vs Tennessee
358	Brett Hundley, 2012 vs Nebraska
356	Tommy Maddox, 1990 vs Oregon
355	Dorian Thompson-Robinson, 2021 at USC
355	Brett Hundley, 2013 vs Nebraska
355	Cade McNown, 1999 vs Wisconsin
353	John Barnes, 1992 vs USC
352	Troy Aikman, 1988 vs California
351	Josh Rosen, 2016 vs Arizona
351	Josh Rosen, 2015 vs Virginia
351	Richard Brehaut, 2011 at Houston
351	Patrick Cowan, 2006 vs California
345	Dorian Thompson-Robinson, 2021 vs Fresno St
345	Brett Hundley, 2013 vs Colorado
342	Cade McNown, 1998 vs Texas
341	Cory Paus, 2000 vs Oregon State
340	Tom Ramsey, 1982 vs Stanford
339	Richard Brehaut, 2010 at Arizona State
338	Josh Rosen, 2015 at Oregon State
337	Wilton Speight, 2018 at Arizona State
337	Brett Hundley, 2013 vs Nevada
334	Dennis Dummit, 1970 vs Texas
333	Gary Beban, 1967 vs Washington
332	Kevin Prince, 2009 vs California
330	Dorian Thompson-Robinson, 2021 vs Arizona St
329	Tom Ramsey, 1982 vs California
328	Brett Hundley, 2014 vs USC
326	Drew Olson, 2005 vs Washington State
326	Cade McNown, 1995 vs Arizona State
325	Josh Rosen, 2016 at Texas A&M
324	Cory Paus, 1999 vs Oregon
322	Ben Olson, 2006 vs Utah
322	Maurice Jones-Drew, 2004 vs Wash.
322	Tommy Maddox, 1991 vs San Diego St.
322	Tom Ramsey, 1982 vs Arizona
322	Dennis Dummit, 1970 vs California
320	Brett Hundley, 2014 at Washington
320	Brett Hundley, 2014 vs Arizona
319	Brett Hundley, 2012 vs Baylor
319	Tommy Maddox, 1990 vs Michigan
318	Brett Hundley, 2012 vs Houston
316	Tom Ramsey, 1982 vs Wisconsin
315	Tom Ramsey, 1982 vs Long Beach St.
314	Devon Modster, 2017 vs Kansas State
314	Kevin Prince, 2009 vs Oregon State
314	Troy Aikman, 1987 vs Arizona State
313	Brett Hundley, 2013 vs New Mexico St.
312	Josh Rosen, 2017 vs Hawai'i
311	Cade McNown, 1998 vs Houston
310	Brett Hundley, 2014 at Colorado
309	Kevin Prince, 2011 vs Colorado

309	Josh Rosen, 2015 at Stanford
308	Drew Olson, 2005 vs Oklahoma
308	Josh Rosen, 2015 vs Nebraska
308	Drew Olson, 2004 vs Arizona State
306	Paul Cameron, 1951 vs Santa Clara
306	Bob Waterfield, 1942 vs Idaho
305	Brett Hundley, 2014 vs Oregon
304	Brett Hundley, 2012 vs Arizona
302	Cory Paus, 2001 vs Oregon
302	Troy Aikman, 1988 vs USC
301	Ethan Garbers, 2021 at Utah
301	Brett Hundley, 2012 vs Arizona State
301	Drew Olson, 2005 vs Washington
301	DeShaun Foster, 2001 vs Washington
301	Cade McNown, 1995 vs Fresno State

BRUIN 300-YARD PASSERS

Yds	Player, Year, Opponent
513	Cade McNown, 1998 vs Miami
510	Drew Olson, 2005 vs Arizona State
507	Dorian Thompson-Robinson, 2019 at Wash. State
491	Josh Rosen, 2017 vs Texas A&M
480	Josh Rosen, 2017 at Stanford
466	Wilton Speight, 2018 vs. Stanford
464	Mike Fafaul, 2016 vs Utah
463	Josh Rosen, 2017 at Memphis
421	Josh Rosen, 2017 at USC
420	Josh Rosen, 2017 vs Arizona State
410	Brett Hundley, 2013 vs California
409	Tommy Maddox, 1990 vs USC
400	Josh Rosen, 2016 at Arizona State
400	Cade McNown, 1997 vs Tennessee
399	Josh Rosen, 2015 vs California
399	Steve Bono, 1983 vs BYU
396	Brett Hundley, 2014 vs Memphis
395	Cade McNown, 1998 vs Oregon
395	Cade McNown, 1996 vs Arizona State
385	John Barnes, 1992 vs USC
380	Wayne Cook, 1994 vs Arizona State
378	Cory Paus, 2002 vs Oregon State
377	Cade McNown, 1998 vs Oregon State
372	Josh Rosen, 2017 vs Colorado
372	Brett Hundley, 2012 vs Oregon State
367	Dorian Thompson-Robinson, 2019 at USC
364	Dorian Thompson-Robinson, 2020 vs USC
363	Cory Paus, 2000 vs Oregon State
356	Cade McNown, 1996 vs USC
355	Brett Hundley, 2014 at Arizona State
353	Tommy Maddox, 1990 vs Michigan
350	Josh Rosen, 2015 vs Virginia
350	Josh Rosen, 2016 vs Arizona
349	Dorian Thompson-Robinson, 2021 at USC
345	Tom Ramsey, 1982 vs Arizona
343	Josh Rosen, 2016 at Texas A&M
340	Josh Rosen, 2015 vs Washington State
340	Cade McNown, 1999 vs Wisconsin
340	Dennis Dummit, 1970 vs Texas
339	Cade McNown, 1998 vs Texas
338	Drew Olson, 2005 vs Washington State
335	Wilton Speight, 2018 at Arizona State
335	Rick Neuheisel, 1983 vs Arizona State
333	Josh Rosen, 2015 at Oregon State
332	Cory Paus, 1999 vs Oregon
332	Tommy Maddox, 1990 vs Oregon
330	Brett Hundley, 2014 at California
329	Josh Rosen, 2017 vs Hawai'i
329	Brett Hundley, 2012 vs Baylor
329	Patrick Cowan, 2006 vs California
328	Cory Paus, 2000 vs Stanford
328	Troy Aikman, 1987 vs Arizona State
326	Brett Hundley, 2014 vs USC
325	Josh Rosen, 2015 at Stanford
325	Drew Olson, 2004 vs Arizona State
325	Troy Aikman, 1988 vs Washington St.
323	Kevin Prince, 2009 vs Oregon State
322	Troy Aikman, 1988 vs California
322	Tom Ramsey, 1982 vs California
321	Richard Brehaut, 2010 at Arizona State
321	Cory Paus, 2001 vs Oregon
320	Brett Hundley, 2012 vs Houston
320	Cade McNown, 1997 vs Washington
319	Josh Rosen, 2015 vs Nebraska
318	Ben Olson, 2006 vs Utah
317	Troy Aikman, 1988 vs USC
316	Cory Paus, 2002 vs Oregon

316	Dennis Dummit, 1970 vs California
315	Cade McNown, 1998 vs Houston
314	Kevin Prince, 2009 vs Washington St.
314	Drew Olson, 2005 vs Oklahoma
314	Tom Ramsey, 1982 vs Stanford
311	Kevin Prince, 2009 vs California
311	Tom Ramsey, 1982 vs Michigan
309	Cory Paus, 2000 vs California
308	Bob Waterfield, 1942 vs Idaho
307	Josh Rosen, 2016 at BYU
306	Cade McNown, 1995 vs Fresno State
305	Brett Hundley, 2012 vs Nebraska
303	Dorian Thompson-Robinson, 2020 at Colorado
303	Tommy Maddox, 1991 vs San Diego St
302	Brett Hundley, 2014 at Washington
301	Gary Beban, 1967 vs USC

LONGEST RUSHING PLAY FROM SCRIMAGE

Yds	Player, Year, Opponent
93	Chuck Cheshire, 1934 vs Montana
92	Paul Perkins, 2014 at Colorado
92	DeShaun Foster, 2001 vs Washington
92	Skip Hicks, 1997 vs Washington State
91	Gaston Green, 1987 vs Stanford
91	Jim Decker, 1954 vs Oregon
88	Brian Brown, 1990 vs Washington
88	Bill Kilmer, 1960 vs Air Force
87	Al Hoisch, 1946 vs Montana
86	Brett Hundley, 2013 vs Virginia Tech
83	Maurice Jones-Drew, 2003 vs Arizona St.
83	Derek Ayers, 1993 vs BYU
83	Jackie Robinson, 1939 vs Oregon

LONGEST PASS PLAY FROM SCRIMMAGE

Yds	Player, Year, Opponent
95	J.J. Stokes from Wayne Cook, 1993 vs Washington
94	Demetric Felton from D. Thompson-Robinson, 2019 at Wash. St.
93	Devin Fuller from Brett Hundley, 2014 vs Utah
93	Ransom Livesay from Mike Frankovich, 1932 vs Oregon
92	Ron Copeland from Bill Bolden, 1967 vs Syracuse
91	Joe Cowan from Drew Olson, 2005 vs Arizona State
90	J.J. Stokes from John Barnes, 1992 vs USC
88	Danny Farmer from Cade McNown, 1996 vs Tennessee
85	Danny Farmer from Cory Paus, 1999 vs Arizona St.
83	Junior Taylor from Drew Olson, 2004 vs Oregon
82	Raymond Burks from Mark Harmon, 1973 vs Oregon St.
81	Severn Reece from Rick Bashore, 1978 vs USC
80	Jordan Payton from Brett Hundley, 2014 at Arizona State
80	Eldridge Massington from Brett Hundley, 2014 at Arizona State
80	Freddie Mitchell from Cory Paus, 2000 vs Arizona St.

MOST PASS ATTEMPTS

Att.	Player, Year, Opponent
70	Mike Fafaul, 2016 vs Utah
60	Josh Rosen, 2017 at Stanford
59	Josh Rosen, 2017 vs Texas A&M
57	Josh Rosen, 2015 vs Washington State
56	Josh Rosen, 2017, at Memphis
56	Richard Brehaut, 2010 at Arizona State
52	Josh Rosen, 2017 at USC
51	Dennis Dummit, 1970 vs California
50	Brett Hundley, 2012 vs Baylor
49	Drew Olson, 2003 vs Oregon

MOST PASS COMPLETIONS (30 or more)

Cmp	Player, Year, Opponent
40	Josh Rosen, 2017 at Stanford
40	Mike Fafaul, 2016 vs Utah
35	Josh Rosen, 2017 vs Texas A&M
34	Josh Rosen, 2017 at Memphis
34	Josh Rosen, 2015 vs California
33	Josh Rosen, 2015 vs Washington State
33	Brett Hundley, 2014 vs Memphis
33	Richard Brehaut, 2010 at Arizona State
32	Josh Rosen, 2017 at USC
32	Troy Aikman, 1988 vs USC
31	Brett Hundley, 2014 at California
31	Brett Hundley, 2013 vs California
31	Brett Hundley, 2012 at California
31	Drew Olson, 2005 vs Washington State
30	Dorian Thompson-Robinson, 2020 vs USC
30	Drew Olson, 2004 vs Arizona State

10-CATCH RECEIVERS

Rec	Player, Year, Opponent
15	Caleb Wilson, 2017 vs Texas A&M
14	Jordan Payton, 2015 vs Washington State
14	J.J. Stokes, 1994 Rose Bowl vs Wisconsin
12	Kyle Philips, 2019 at USC
12	Jordan Lasley, 2017 vs Cal
11	Darren Andrews, 2017 vs Texas A&M
11	Caleb Wilson, 2018 at Arizona State
11	Theo Howard, 2017 at USC
11	Jordan Lasley, 2017 at Stanford
11	Caleb Wilson, 2017 at Stanford
11	Marcedes Lewis, 2005 vs Arizona
11	Sean LaChapelle, 1991 vs Arizona State
11	Rick Wilkes, 1970 vs USC
10	Kyle Philips, 2019 at Stanford
10	Jordan Lasley, 2017 at USC
10	Darren Andrews, 2017 at Memphis
10	Thomas Duarte, 2015 vs California
10	Craig Bragg, 2003 vs Oregon
10	Craig Bragg, 2003 vs Oklahoma
10	Freddie Mitchell, 2000 vs Michigan
10	J.J. Stokes, 1993 vs Washington
10	J.J. Stokes, 1992 vs Oregon
10	Byron Nelson, 1963 vs Washington

18-TACKLE DEFENDERS

Tkls	Player, Year, Opponent
28	Jerry Robinson, 1976 vs Air Force
23	Jerry Robinson, 1977 vs USC
21	Eric Turner, 1989 vs Oregon
21	Jerry Robinson, 1978 vs USC
21	Jerry Robinson, 1977 vs Kansas
21	Raymond Burks, 1976 vs USC
20	Reggie Carter, 2008 vs BYU
20	Jerry Robinson, 1978 vs Minnesota
19	Jayon Brown, 2016 at Colorado
19	Randall Goforth, 2013 vs Stanford
19	Dennis Keyes, 2007 vs USC
19	Kyle Bosworth, 2007 vs Washington St.
19	Craig Davis, 1989 vs Arizona State
19	Blanchard Montgomery, 1982 vs USC
19	Jeff Muro, 1978 vs Arkansas (Fiesta Bowl)
19	Jeff Muro, 1977 vs Stanford
19	John Fowler, 1977 vs Stanford
19	Steve Tetric, 1977 vs Kansas
18	Jayon Brown, 2015 vs Colorado
18	Robert Thomas, 2001 vs Washington St.
18	Ken Norton, 1987 vs Arizona
18	Don Rogers, 1983 vs BYU
18	Jerry Robinson, 1978 vs Oregon
18	Frank Stephens, 1977 vs California
18	Jerry Robinson, 1977 vs Stanford
18	Jerry Robinson, 1976 vs USC
18	Jerry Robinson, 1976 vs Ohio State
18	Jerry Robinson, 1976 vs Arizona

LONGEST FIELD GOALS

Yds	Player, Year, Opponent
60	Ka'imi Fairbairn, 2015 vs California
56	Chris Sailer, 1997 at Oregon
55	Frank Corral, 1976 vs Oregon
54	Kai Forbath, 2007 vs Oregon
53	Ka'imi Fairbairn, 2015 vs Arizona State
53	Kai Forbath, 2009 at Arizona
53	Kai Forbath, 2008 at Arizona State
53	Alfredo Velasco, 1988 at Oregon
52	Kai Forbath, 2009 vs Oregon
52	Kai Forbath, 2007 vs BYU (LV Bowl)
52	Kai Forbath, 2007 at Utah
52	Justin Medlock, 2004 at Oregon
52	Justin Medlock, 2004 vs Oklahoma St.
52	John Lee, 1983 vs Arizona State
52	Frank Corral, 1977 at USC
52	Zenon Andrusyshyn, 1969 vs Washington
52	Zenon Andrusyshyn, 1967 vs Oregon St.
51	Jeff Locke, 2011 vs Texas
51	Kai Forbath, 2010 vs Oregon State
51	Kai Forbath, 2007 at Arizona
51	Justin Medlock, 2006 at Washington
51	Justin Medlock, 2006 vs Rice
51	Justin Medlock, 2005 vs Oklahoma
51	Nate Fiske, 2002 at Arizona
51	John Lee, 1985 vs Miami (Fiesta Bowl)
51	John Lee, 1984 at Colorado
50	JJ Molson, 2018 at Colorado
50	Kai Forbath, 2009 vs San Diego State
50	Kai Forbath, 2007 vs BYU (LV Bowl)
50	Justin Medlock, 2004 at Oregon
50	Bjorn Merten, 1996 at Tennessee
50	Alfredo Velasco, 1988 at Arizona
50	John Lee, 1982 vs Stanford

RECORDS

OPPONENT GAME RECORDS

OPPONENT RUSHING

Yds	Player	Opponent	Year	Carries
322	Joe Roberts	Utah	2016	29
299	Edgerrin James	Miami	1998	39
288	Jon Vaughn	Michigan	1990	32
263	Bryce Love	Stanford	2017	30
261	Vernand Morency	Oklahoma State	2004	29
260	Jerome Harrison	Washington State	2005	34
260	Reggie Bush	USC	2005	24
247	Jerome Harrison	Washington State	2004	42
246	Ron Dayne	Wisconsin (Rose Bowl)	1999	27
243	Christian McCaffrey	Stanford	2015	25

OPPONENT PASSING

Yds	Player	Opponent	Year	Comp
570	Anthony Gordon	at Washington State	2019	41
515	Kedon Slovis	at USC	2019	37
488	Mike Bercovici	Arizona State	2014	42
455	Jake Heaner	Fresno State	2021	39
435	Pat Barnes	California	1996	26
429	Cody Pickett	Washington	2002	29
428	Davis Mills	Stanford	2020	32
423	Matt Barkley	USC	2011	35
419	Todd Husak	Stanford	1998	25
416	Brett Basanez	Northwestern	2005	38

RECEIVING YARDS

Yds	Player	Opponent	Year	Rec
278	Troy Walters	Stanford	1999	9
260	R. Jay Soward	USC	1996	6
257	Dave Williams	Washington	1965	10
230	Simi Fehoko	Stanford	2020	16
224	Marqise Lee	USC	2011	13
224	Patrick Rowe	San Diego State	1990	11
220	Justin Armour	Stanford	1994	11
192	Troy Walters	Stanford	1998	10
189	Charles Lockett	Long Beach State	1984	12
185	Anthony Miller	Memphis	2017	9

RECEPTIONS

No.	Player	Opponent	Year	Yds
16	Simi Fehoko	Stanford	2020	230
15	Mark Templeton	Long Beach State	1986	110
14	Jalen Cropper	Fresno State	2021	141
14	Vince White	Stanford	1982	124
13	Michael Pittman, Jr.	at USC	2019	104
13	Tyler Lockett	Kansas State	2014	164
13	Marqise Lee	USC	2011	224
13	Webster Slaughter	San Diego State	1985	164
13	Gene Washington	Stanford	1968	113
12	Laviska Shenault	at Colorado	2018	126
12	Gabe Marks	Washington State	2015	92
12	Jaelen Strong	Arizona State	2014	146
12	Robert Woods	USC	2011	113
12	Bobby Shaw	California	1996	168
12	Keyshawn Johnson	USC	1995	116
12	Brian Morris	Stanford	1985	62
12	Charles Lockett	Long Beach State	1984	189

LONGEST RUNS

Yds	Player	Year	Opponent
93	Jahvid Best	2009	California
92	Taylor Martinez	2012	Nebraska
86	David Piland	2012	Houston
86	Eddie Saenz	1943	USC
84	Byron Bailey	1949	Washington State
81	Reggie Bush	2004	USC
80	Darrell Henderson	2017	Memphis
80	Jermaine Green	2002	Washington State
80	J.R. Redmond	1999	Arizona State
79	Napoleon Kaufman	1994	Washington

LONGEST PASS PLAYS

Yds	Player	Year	Opponent
98	Troy Walters from Joe Borchard	1999	Stanford
92	Andrae Thurman from Nic Costa	2002	Arizona
83	Samson Nacua from Tyler Huntley	2019	at Utah
81	Tim Stallworth from Timm Rosenbach	1988	Washington State
80	Geoff McArthur from Aaron Rodgers	2004	California
80	R. Jay Soward from John Fox	1997	USC
79	Derek Hagan from Andrew Walter	2004	Arizona State
78	T.J. Simpson from Brock Osweiler	2010	Arizona State
78	Vincent Brown from Ryan Lindley	2009	San Diego State
78	Antonio Carter from Tyler Watts	2001	Alabama
78	Chris Jackson from Ryan Leaf	1997	Washington State
78	R. Jay Soward from Matt Koffler	1996	USC

LONGEST KICKOFF RETURN FOR TOUCHDOWN*

Yds	Player	Year	Opponent
100	John Ross	2014	Washington
100	Kenjon Barner	2009	Oregon
100	Tom Pace	2001	Arizona State
100	Chris McAlister	1996	Arizona
100	Ray Taroli	1971	Oregon State
100	Bernard Jackson	1971	Washington State
99	Cory Butler-Byrd	2016	Utah
99	Jamal Miles	2010	Arizona State
99	Terry Battle	1996	Arizona State
98	DeRon Pointer	1992	Washington State

LONGEST PUNT RETURN FOR TOUCHDOWN*

Yds	Player	Year	Opponent
97	Dwayne Owens	1992	Oregon State
94	Jackie Wallace	1971	Arizona State
90	Luke Powell	2003	Stanford
90	Floyd Little	1964	Syracuse
86	Terry Fair	1996	Tennessee
85	Jordan Poyer	2011	Oregon State
85	Kwante Hampton	1986	Long Beach State
84	Antonio Perkins	2003	Oklahoma

LONGEST INTERCEPTION RETURN FOR TOUCHDOWN*

Yds	Player	Year	Opponent
100	Troy Nolan	2008	Arizona State
93	Lionel Thomas	1969	Washington State
92	Thom Darden	1971	Michigan
92	Ken Tureaud	1961	Michigan
91	Reggie Myles	2000	Alabama
89	Dwayne Patterson	1993	Washington State
86	Tony Carter	2006	Florida State
86	Jim Katsenes	1970	Washington
82	Frank Patitucci	1962	Stanford
81	Matt Smith	1999	Oregon

*1958 - present



Freeman McNeil

RECORDS

ALL-TIME 100-YARD RUSHERS

Yds	Player	Year	Game	Carries	Class
300-yard rushers					
322	Maurice Jones-Drew	2004	Washington	26	So.
301	DeShaun Foster	2001	Washington	31	Sr.
200-yard rushers					
289	Joshua Kelley	2018	USC	40	R-Jr.
274	Theotis Brown	1978	Oregon	26	Sr.
266	Gaston Green	1986	BYU (Freedom Bowl)	33	Jr.
261	Karim Abdul-Jabbar	1995	Stanford	42	Jr.
248	Freeman McNeil	1980	Stanford	29	Sr.
227	Chris Alexander	1992	Oregon State	35	So.
227	Eric Ball	1985	Iowa (Rose Bowl)	22	R-Fr.
224	Gaston Green	1986	USC	39	Jr.
220	Gaston Green	1987	California	28	Sr.
220	Theotis Brown	1976	Washington	35	So.
219	Brittain Brown	2020	Stanford	29	Grad.
219	Paul Perkins	2015	BYU	26	Jr.
217	Johnathan Franklin	2012	Nebraska	26	Sr.
217	Karim Abdul-Jabbar	1995	California	33	Jr.
216	Johnathan Franklin	2010	Washington State	30	So.
214	Johnathan Franklin	2012	Rice	15	Sr.
210	Kevin Williams	1991	Oregon	30	Jr.
208	Chris Markey	2006	Rice	23	Jr.
207	Karim Abdul-Jabbar	1995	Arizona State	35	Jr.
206	Demetric Felton Jr.	2020	Arizona	32	R-Sr.
203	Tyler Ebell	2002	Oregon State	29	R-Fr.
190-yard rushers					
197	Freeman McNeil	1979	Stanford	36	Jr.
195	Kahlil Bell	2007	Stanford	19	Jr.
194	Paul Perkins	2014	Kansas State (Alamo Bowl)	20	So.
194	Johnathan Franklin	2012	Stanford	19	Sr.
194	Gaston Green	1985	Tennessee	24	So.
193	Chris Markey	2007	Washington	14	Sr.
192	Freeman McNeil	1979	California	32	Jr.
190	Paul Perkins	2014	Oregon	22	So.
190	Skip Hicks	1997	Washington State	27	Sr.
180-yard rushers					
189	DeShaun Foster	2001	Kansas	28	Sr.
187	DeShaun Foster	2000	Alabama	42	Jr.
187	Karim Abdul-Jabbar	1993	Stanford	40	So.
186	Kevin Nelson	1980	Arizona State	31	Fr.
185	Derrick Coleman	2010	Washington State	15	Jr.
183	Kermit Johnson	1972	Arizona	15	Jr.
182	Keith Brown	1999	Arizona State	24	Sr.
182	Marv Kendricks	1970	USC	28	Jr.
180	Paul Perkins	2014	at Colorado	22	So.
180	Karim Abdul-Jabbar	1995	Miami	29	Jr.
180	Karim Abdul-Jabbar	1994	Arizona State	14	R-So.
180	Wendell Tyler	1975	Stanford	24	Jr.
180	Bill Kilmer	1960	Utah	27	Sr.
170-yard rushers					
179	Mickey Cureton	1969	Northwestern	11	Jr.
178	John Sciarra	1974	Tennessee	19	Jr.
178	Bob Smith	1961	Air Force	24	Sr.
177	Bob Smith	1961	California	17	Sr.
176	Joshua Kelley	2019	at Stanford	18	R-Sr.
176	Maurice Jones-Drew	2003	Arizona State	18	Fr.
176	Freeman McNeil	1979	Purdue	21	Jr.
175	Skip Hicks	1996	Oregon	34	Jr.
175	Brian Brown	1990	San Diego State	22	Sr.
174	Derek Ayers	1993	BYU	5	R-Fr.
172	Wendell Tyler	1975	Ohio State (Rose Bowl)	21	Jr.
171	Johnathan Franklin	2012	USC	29	Sr.
160-yard rushers					
169	Cal Rossi	1945	Oregon	22	So.
168	Anthony Edgar	1979	Wisconsin	39	So.
168	Kermit Johnson	1973	Stanford	11	Sr.
168	Kermit Johnson	1972	Pittsburgh	17	Jr.
167	Zach Charbonnet	2021	at USC	28	Jr.
167	Demetric Felton Jr.	2020	at Oregon	34	R-Sr.
164	Joshua Kelley	2019	Arizona State	34	R-Sr.
164	Jordan James	2013	New Mexico State	19	R-Jr.
164	Johnathan Franklin	2012	Arizona State	26	Sr.
164	Freeman McNeil	1979	Oregon	36	Jr.
164	Kenny Washington	1939	Montana	11	Sr.
163	Kevin Prince	2011	California	19	Sr.
162	Johnathan Franklin	2012	Arizona	24	Sr.
162	Johnathan Franklin	2011	Colorado	15	Jr.
162	Gaston Green	1986	Washington State	24	Jr.
161	Joshua Kelley	2018	at Oregon	26	R-Jr.
161	Brett Hundley	2013	Virginia Tech (Sun Bowl)	10	R-So.
161	Chris Markey	2005	Northwestern	24	So.
161	Maurice Jones-Drew	2004	San Diego State	21	So.
161	James Owens	1978	Washington State	21	Sr.
160	Tyler Ebell	2002	Stanford	39	R-Fr.
160	James Primus	1986	Long Beach State	23	Jr.
160	Greg Jones	1967	Pittsburgh	19	So.
150-yard rushers					
159	DeShaun Foster	2000	Stanford	33	Jr.
158	Johnathan Franklin	2010	Houston	26	So.
158	Karim Abdul-Jabbar	1994	SMU	24	R-So.

158	Freeman McNeil	1980	Arizona	28	Sr.
157	Joshua Kelley	2018	at Cal	30	R-Jr.
157	Mike Haffner	1961	Vanderbilt	17	So.
156	Wendell Tyler	1976	Air Force	17	Sr.
156	Rob Scribner	1972	Oregon State	8	Sr.
155	Jordan James	2013	Nevada	21	R-Jr.
155	Jeff Dankworth	1976	Arizona State	19	Sr.
155	Mel Farr	1965	California	12	Jr.
155	Cal Rossi	1945	St. Mary's Pre-Flight	27	So.
154	Russel Charles	1974	Oregon State	20	Sr.
153	Ricky Davis	1993	USC	26	Sr.
152	Karim Abdul-Jabbar	1995	Kansas (Aloha Bowl)	26	Jr.
152	Kevin Nelson	1981	Arizona	25	So.
151	Paul Perkins	2015	UNLV	18	Jr.
151	Kevin Williams	1991	Arizona	19	Jr.
150	Theotis Brown	1978	Washington State	15	Sr.
150	Sam Brown	1955	USC	27	Sr.

140-yard rushers

149	Gaston Green	1987	Arizona	39	Sr.
148	Skip Hicks	1993	Nebraska	19	Fr.
148	Eric Ball	1988	Nebraska	35	Sr.
148	Danny Andrews	1982	Stanford	21	So.
148	Freeman McNeil	1979	Washington State	24	Jr.
148	Theotis Brown	1978	Kansas	23	Sr.
148	Jackie Robinson	1939	Washington State	10	So.
147	DeShaun Foster	2001	Oregon State	31	Sr.
147	Skip Hicks	1997	Washington	25	Sr.
147	Karim Abdul-Jabbar	1995	BYU	22	Jr.
147	John Sciarra	1975	Washington State	15	Sr.
147	Bill Kilmer	1960	Duke	27	Sr.
147	Ken Solid	1945	Pacific	19	Sr.
146	Brittain Brown	2021	at Arizona	12	Grad. 2
146	Skip Hicks	1996	California	28	Jr.
146	Kermit Johnson	1973	Oregon	20	Sr.
145	Manuel White	2004	Oklahoma State	20	Sr.
145	Gaston Green	1985	USC	28	So.
145	Kevin Nelson	1983	Washington	31	Sr.
145	Greg Jones	1969	Wisconsin	26	Sr.
145	Cal Rossi	1945	S.D. Navy	13	Fr.
144	Chris Markey	2006	Florida State	19	Jr.
144	Gaston Green	1984	Miami (Fiesta Bowl)	21	Fr.
143	Wendell Tyler	1975	California	23	Jr.
142	Kahlil Bell	2007	California	22	Jr.
142	Maurice Jones-Drew	2004	Illinois	21	So.
142	Gaston Green	1986	Stanford	26	Jr.
142	Freeman McNeil	1979	Arizona State	24	Jr.
142	Wendell Tyler	1975	Air Force	21	Jr.
142	Kenny Washington	1939	Washington	25	Sr.
141	Kermit Johnson	1973	Washington	11	Sr.
141	Kenny Washington	1939	California	22	Sr.
140	DeShaun Foster	2000	Fresno State	29	Jr.
140	Skip Hicks	1997	Texas A&M (Cotton Bowl)	31	Sr.
140	Marv Kendricks	1971	Washington State	20	Sr.
140	Sam Brown	1955	Washington	24	Sr.

130-yard rushers

139	Gaston Green	1987	Stanford	14	Sr.
139	Kermit Johnson	1972	California	10	Jr.
138	Akil Harris	2001	Arizona State	22	So.
138	Gaston Green	1987	USC	30	Sr.
138	Marv Kendricks	1970	Oregon	13	Jr.
138	Ted Narleski	1950	USC	21	So.
137	Paul Perkins	2014	at Arizona State	14	So.
137	Shawn Wills	1991	Oregon State	16	Sr.
136	Joshua Kelley	2018	Arizona	31	R-Jr.
136	Chris Markey	2006	California	20	Jr.
136	Kahlil Bell	2005	Northwestern	19	Fr.
136	Danny Andrews	1984	Oregon State	35	Sr.
136	James Owens	1977	Washington State	19	Jr.
135	Derrick Coleman	2011	San Jose State	14	Sr.
135	Karim Abdul-Jabbar	1994	USC	25	R-So.
135	Gaston Green	1987	San Diego State	19	Sr.
135	Greg Jones	1967	Tennessee	16	So.
135	Skip Smith	1958	Washington State	22	Jr.
134	Kevin Williams	1991	Oregon State	16	Jr.
134	Brian Brown	1987	Arizona State	19	R-Fr.
134	Gaston Green	1986	California	21	Jr.
134	Gaston Green	1984	USC	18	Fr.
134	James Owens	1977	Iowa	16	Jr.
133	Karim Abdul-Jabbar	1994	Tennessee	21	R-So.
133	Mickey Cureton	1969	California	14	Jr.
132	Skip Hicks	1993	Arizona State	19	Fr.
132	Kevin Williams	1991	BYU	13	Jr.
131	Zach Charbonnet	2021	at Washington	21	Jr.
131	Brett Hundley	2014	Arizona	24	R-Jr.
131	Chris Markey	2004	Oregon	23	Fr.
131	Karim Abdul-Jabbar	1994	Oregon State	25	R-So.
131	Kevin Williams	1991	USC	21	Jr.
131	Gaston Green	1986	San Diego State	16	Jr.
131	Kevin Nelson	1983	Oregon	17	Sr.
131	Wendell Tyler	1976	California	19	Sr.
130	Wendell Tyler	1975	USC	17	Jr.
130	John Sciarra	1973	Washington	5	So.

120-yard rushers

129	James Primus	1985	Stanford	29	So.
129	Kevin Nelson	1983	California	18	Sr.
129	Wendell Tyler	1975	Tennessee	10	Jr.
128	Johnathan Franklin	2011	Houston	16	Jr.
128	Eric Ball	1987	Oregon State	25	Jr.
128	Anthony Edgar	1979	Oregon	17	So.
128	Mel Farr	1966	Stanford	19	Sr.
128	Paul Cameron	1953	Oregon	22	Sr.
128	Gene Rowland	1946	Nebraska	19	So.

RECORDS

127	Joshua Kelley	2019	at Arizona	27	R-Sr.
127	Karim Abdul-Jabbar	1995	Oregon	32	Jr.
127	Theotis Brown	1976	Arizona State	22	So.
127	Kermit Alexander	1962	Air Force	15	Sr.
126	Joshua Kelley	2019	Colorado	23	R-Sr.
126	Paul Perkins	2014	Texas	24	So.
126	Maurice Jones-Drew	2004	Wyoming	25	So.
126	Kevin Nelson	1981	Colorado	26	So.
126	Art Sims	1970	Pittsburgh	16	Sr.
126	Jim Decker	1954	Oregon	5	Sr.
126	Howard Hansen	1949	Oregon State	10	Jr.
125	Joshua Kelley	2018	Washington	20	R-Jr.
125	Karim Abdul-Jabbar	1995	Washington State	28	Jr.
125	Brian Brown	1990	Washington State	37	Sr.
125	Wendell Tyler	1975	Oregon	19	Jr.
124	Joshua Kelley	2018	at Colorado	12	R-Jr.
124	Chris Markey	2006	Washington	19	Jr.
124	Tyler Ebell	2002	Arizona	22	R-Fr.
124	Kevin Williams	1992	Cal St. Fullerton	23	Sr.
124	Ricky Davis	1991	Arizona State	26	So.
124	Bill Kilmer	1960	Air Force	12	Sr.
123	Gaston Green	1986	Oregon State	21	Jr.
123	Kevin Nelson	1980	Wisconsin	20	Fr.
123	James Owens	1976	Washington	22	So.
123	Kermit Johnson	1973	Utah	9	Sr.
123	Mark Harmon	1973	California	13	Sr.
123	Ken Snelling	1942	Oregon State	16	Sr.
122	Eric Ball	1988	San Diego State	17	Sr.
122	Gaston Green	1987	Oregon	23	Sr.
121	Paul Perkins	2015	Washington State	20	Jr.
121	Skip Hicks	1997	Stanford	26	Sr.
121	James Owens	1978	Arkansas (Fiesta Bowl)	17	Sr.
121	John Sciarra	1975	Stanford	21	Sr.
121	James McAlister	1972	Arizona	11	Jr.
121	Bob Smith	1960	Duke	19	Jr.
121	Paul Cameron	1953	Washington State	8	Sr.
120	Myles Jack	2013	Arizona	6	Fr.
120	Maurice Jones-Drew	2005	Oregon State	21	Jr.
120	Shawn Wills	1988	Arkansas (Cotton Bowl)	18	Fr.
120	Freeman McNeil	1979	USC	30	Jr.
120	Kermit Johnson	1971	Arizona	16	So.
120	Mike Haffner	1961	Pittsburgh	27	So.
110-yard rushers					
119	Derrick Coleman	2011	Arizona State	17	Sr.
119	Johnathan Franklin	2009	Kansas State	23	R-Fr.
119	Tyler Ebell	2002	Oregon	26	R-Fr.
119	Shawn Wills	1991	Arizona	15	Sr.
119	Danny Andrews	1984	Arizona State	20	Sr.
119	Freeman McNeil	1979	Houston	26	Jr.
119	Mel Farr	1966	Air Force	15	Sr.
119	Ray Smith	1959	California	20	Sr.
119	Mike Haffner	1961	California	24	So.
119	Sam Brown	1955	Stanford	13	Sr.
118	Zach Charbonnet	2021	at Stanford	24	Jr.
118	Paul Perkins	2015	Colorado	12	Jr.
118	Johnathan Franklin	2010	Texas	19	So.
118	DeShaun Foster	1998	Arizona	20	Fr.
118	Skip Hicks	1997	Arizona	28	Sr.
118	Freeman McNeil	1980	Ohio State	31	Sr.
118	Ernie Johnson	1949	Oregon	23	Sr.
117	Zach Charbonnet	2021	at Arizona	21	Jr.
117	Zach Charbonnet	2021	LSU	11	Jr.
117	Chris Markey	2007	BYU (Las Vegas Bowl)	27	Sr.
117	DeShaun Foster	2001	California	24	Sr.
117	Skip Hicks	1997	USC	25	Sr.
117	Freeman McNeil	1980	Purdue	29	Sr.
117	James McAlister	1973	Stanford	14	Sr.
117	Bill Bolden	1967	Washington State	7	So.
117	Leo Cantor	1941	Florida	18	Sr.
116	Paul Perkins	2014	Stanford	17	So.
116	Jerry Johnson	2012	Baylor	5	Sr.
116	Skip Hicks	1996	USC	20	Jr.
116	Skip Hicks	1996	Washington State	24	Jr.
116	Kevin Nelson	1981	Stanford	22	So.
115	Gaston Green	1987	Fresno State	22	Sr.
115	Freeman McNeil	1980	California	25	Sr.
115	Theotis Brown	1978	Arizona	21	Sr.
115	Mel Farr	1965	Air Force	14	Jr.
114	Maurice Jones-Drew	2005	San Diego State	11	Jr.
114	Skip Hicks	1996	Arizona State	22	Jr.
114	Daron Washington	1992	San Diego State	14	So.
114	Paul Cameron	1951	Santa Clara	19	So.
113	Jermaine Lewis	1998	Texas	22	So.
113	Skip Hicks	1997	California	23	Sr.
113	James Milliner	1993	BYU	9	So.
113	Brian Brown	1990	Washington	12	Sr.
113	Theotis Brown	1977	California	16	Jr.
113	James Owens	1977	Oregon State	10	Jr.
113	Primo Villanueva	1954	California	14	Sr.
113	Cliff Schroeder	1949	Washington State	25	Sr.
112	Kevin Williams	1991	Washington State	16	Jr.
112	Russel Charles	1974	Utah	18	Sr.
112	Greg Jones	1969	Washington State	20	Sr.
112	Bill Kilmer	1959	Stanford	20	Jr.
111	Demetric Felton Jr.	2019	Oregon State	11	R-Jr.
111	Johnathan Franklin	2012	Colorado	15	Sr.
111	Kevin Nelson	1981	Arizona State	28	So.
111	Freeman McNeil	1980	USC	24	Sr.
111	Freeman McNeil	1980	Colorado	14	Sr.
111	Eddie Ayers	1975	Washington State	15	Sr.
111	Jackie Robinson	1940	Washington State	18	Jr.
110	Brett Hundley	2014	at Colorado	12	R-Jr.
110	Johnathan Franklin	2011	Washington State	12	Jr.
110	Johnathan Franklin	2012	Houston	25	Sr.

110	DeShaun Foster	2001	Alabama	24	Sr.
110	Durrell Price	1996	Northeast Louisiana	14	Fr.
110	Karim Abdul-Jabbar	1994	Stanford	18	R-So.
110	Eddie Ayers	1974	Oregon State	15	Jr.
100-yard rushers					
109	Dorian Thompson-Robinson	2020	at Colorado	9	Jr.
109	Johnathan Franklin	2010	USC	13	So.
109	Kahlil Bell	2007	Washington	27	Jr.
109	Maurice Jones-Drew	2005	Washington State	29	Jr.
109	DeShaun Foster	1998	USC	15	Fr.
109	James Milliner	1993	San Diego State	8	So.
109	Freeman McNeil	1980	Oregon State	18	Sr.
109	John Sciarra	1975	Oregon	13	Sr.
109	Russel Charles	1974	Stanford	17	Sr.
109	Rick Purdy	1967	California	18	Jr.
109	Bill Kilmer	1960	California	16	Sr.
109	Pete Dailey	1953	Washington	11	Sr.
109	Al Hoisch	1947	Oregon	11	Jr.
108	Brian Brown	1990	Oregon State	17	Sr.
108	Eric Ball	1988	Long Beach State	11	Sr.
108	Gaston Green	1985	Oregon State	23	So.
108	James McAlister	1973	Michigan State	25	Sr.
108	James McAlister	1973	Oregon State	11	Sr.
108	Randy Tyler	1972	Washington	13	Sr.
108	Bill Bolden	1969	California	3	Sr.
108	Sam Brown	1954	San Diego Navy	9	Jr.
107	Demetric Felton Jr.	2020	California	25	R-Sr.
107	DeShaun Foster	2000	Wisconsin	26	Jr.
107	Eric Ball	1988	Washington	22	Sr.
107	Jeff Dankworth	1976	California	18	Sr.
107	Kermit Johnson	1973	USC	12	Sr.
107	Mark Harmon	1972	Washington	14	Jr.
107	Skip Smith	1959	North Carolina State	7	Jr.
106	Zach Charbonnet	2021	California	22	Jr.
106	Zach Charbonnet	2021	Hawai'i	6	Jr.
106	Brian Brown	1988	Stanford	25	So.
106	Wendell Tyler	1976	Washington State	11	Sr.
106	Wendell Tyler	1974	Stanford	16	So.
106	Mickey Cureton	1968	Washington State	15	So.
106	Cal Rossi	1945	USC	15	So.
105	Jordan James	2013	Nebraska	22	R-Jr.
105	Maurice Jones-Drew	2004	Stanford	12	So.
105	Tyler Ebell	2003	Washington State	12	R-So.
105	Kevin Smith	1990	San Diego State	26	Jr.
105	Wendell Tyler	1975	Oregon State	21	Jr.
105	Charlie Schuhmann	1973	Washington State	13	Jr.
105	Greg Jones	1968	Washington	23	Jr.
105	Larry Zeno	1964	Pittsburgh	14	Sr.
105	Bill Kilmer	1959	North Carolina State	14	Jr.
104	Paul Perkins	2015	Stanford	14	Jr.
104	Jermaine Lewis	2000	Arizona State	17	Sr.
104	Marcus Greenwood	1986	BYU (Freedom Bowl)	5	Sr.
104	Freeman McNeil	1978	Arizona	15	So.
104	James Owens	1976	Oregon State	19	So.
104	James McAlister	1973	Utah	11	Sr.
104	Art Sims	1970	Oregon State	16	Sr.
104	Cal Rossi	1945	California	18	So.
104	Brooks Biddle	1945	Pacific	14	Sr.
103	Kazmeir Allen	2018	Cincinnati	5	Fr.
103	Johnathan Franklin	2012	California	15	Sr.
103	Chris Alexander	1992	California	14	So.
103	Brian Brown	1990	Arizona	21	Sr.
103	Theotis Brown	1978	Tennessee	15	Sr.
103	Greg Jones	1969	California	20	Sr.
103	Greg Jones	1969	Oregon	21	Sr.
103	Skip Smith	1959	Stanford	13	Jr.
103	Jerry Shipkey	1946	California	9	So.
102	Dorian Thompson-Robinson	2021	California	13	Sr.
102	Bolu Olorunfunmi	2017	Arizona	10	Jr.
102	Kahlil Bell	2006	Rice	19	Jr.
102	Manuel White	2003	Illinois	18	Jr.
102	Tyler Ebell	2002	Washington	31	R-Fr.
102	Tyler Ebell	2002	California	28	R-Fr.
102	DeShaun Foster	2001	Washington State	28	Sr.
102	Brian Brown	1988	Oregon	16	So.
102	James Owens	1978	Stanford	23	Sr.
102	Theotis Brown	1976	Alabama (Liberty Bowl)	16	So.
102	Theotis Brown	1976	Ohio State	20	So.
102	John Sciarra	1975	Iowa State	25	Sr.
102	Randy Tyler	1971	Washington	15	Jr.
102	Randy Tyler	1970	Oregon State	23	So.
101	Johnathan Franklin	2009	California	11	R-Fr.
101	Keith Brown	1998	Oregon	19	Jr.
101	Skip Hicks	1996	Northeast Louisiana	18	Jr.
101	Eric Ball	1985	California	14	R-Fr.
101	James McAlister	1973	Iowa	18	Sr.
101	Rob Scribner	1972	California	13	Sr.
101	Ted Narleski	1950	Purdue	17	So.
100	Soso Jamabo	2017	at Stanford	12	Jr.
100	Derrick Coleman	2011	Oregon State	20	Sr.
100	Johnathan Franklin	2010	Oregon State	23	So.
100	Akil Harris	2000	Arizona State	13	R-Fr.
100	DeShaun Foster	1999	Stanford	19	So.
100	Gaston Green	1986	Washington	35	Jr.
100	Theotis Brown	1977	Washington State	21	Jr.
100	James Brown	1976	Oregon	11	Sr.
100	Chuck Kendall	1958	Stanford	21	Sr.
100	Primo Villanueva	1954	Oregon State	9	Sr.
100	Don Nelson	1945	Pacific	8	Sr.
100	George Phillips	1941	Montana	15	So.

RECORDS

SINGLE-GAME 100-YARD RECEIVERS (1959-present)

Yds.	Name	Cl.	Rec.	Opponent	Date
200-yard receivers					
263	J.J. Stokes		6	USC	1992
230	Craig Bragg	So.	9	Oregon	2002
227	Jordan Lasley	R-Jr.	12	Cal	2017
208	Caleb Wilson	R-So.	15	Texas A&M	2017
204	Jordan Lasley	R-Jr.	10	at USC	2017
190-yard receivers					
196	Danny Farmer	Sr.	7	Oregon	1999
190	J.J. Stokes	Jr.	10	Washington	1993
180-yard receivers					
185	Freddie Mitchell	Jr.	7	Stanford	2000
184	Caleb Wilson	R-Jr.	9	Stanford	2018
180	Freddie Mitchell	Jr.	9	Wisconsin (Sun Bowl)	2000
170-yard receivers					
176	J.J. Stokes	Jr.	14	Wisconsin (Rose Bowl)	1994
175	Darren Andrews	R-Sr.	10	at Memphis	2017
175	J.J. Stokes	Sr.	7	at Arizona St.	1994
175	Scott Miller	Sr.	8	USC	1990
160-yard receivers					
167	Greg Dulcich	R-So.	8	USC	2020
167	Freddie Mitchell	Jr.	8	at California	2000
166	Kurt Altenberg	So.	8	USC	1963
165	Brian Poli-Dixon	Jr.	8	at Washington	2000
164	Caleb Wilson	R-Jr.	11	at Arizona State	2018
164	Kevin Jordan	Jr.	6	at Arizona St.	1994
164	J.J. Stokes	Jr.	5	at San Diego St.	1993
162	Jordan Lasley	R-Jr.	7	Arizona State	2017
161	Danny Farmer	Jr.	7	Oregon	1998
150-yard receivers					
158	Jordan Lasley	R-Jr.	11	at Stanford	2017
158	Freddie Mitchell	Jr.	6	at Oregon	2000
154	Sean LaChapelle	Sr.	7	Cal St. Fullerton	1992
154	Flipper Anderson	Sr.	7	at Oregon St.	1987
152	Jordan Payton	Sr.	14	Washington State	2015
152	Nelson Rosario	So.	6	at Oregon St.	2009
152	Kevin Jordan	Jr.	6	Tennessee	1994
152	Scott Miller	Sr.	4	Arizona	1990
152	Dave Nuttall	Sr.	7	USC	1967
151	Jordan Payton	Jr.	5	at Arizona State	2014
151	Nelson Rosario	Sr.	5	Arizona State	2011
150	Demetric Felton Jr.	R-Jr.	7	at Washington State	2019
140-yard receivers					
149	Brian Poli-Dixon	Sr.	6	Oregon	2001
149	Freddie Mitchell	So.	9	Fresno St.	1999
149	Jim McElroy	Jr.	8	USC	1996
148	Shaq Evans	Jr.	6	Oregon State	2012
148	Danny Farmer	Sr.	6	at Arizona St.	1999
148	Sean LaChapelle	Jr.	8	at Oregon St.	1991
147	Chase Cota	R-Jr.	4	at Washington State	2019
147	Kevin Jordan	Jr.	7	Oregon St.	1994
146	Jordan Lasley	R-Jr.	7	Colorado	2017
146	Nate Iese	Sr.	8	Utah	2016
146	Kevin Jordan	Jr.	8	Stanford	1994
146	Gene Gaines	Sr.	2	Purdue	1960
145	Caleb Wilson	R-So.	11	at Stanford	2017
145	Tab Perry	Jr.	7	at Oregon St.	2002
145	Homer Butler	Sr.	6	at Houston	1977
145	Rick Walker	Jr.	4	Oregon State	1975
143	J.J. Stokes	So.	10	at Oregon	1992
142	Darren Andrews	R-Sr.	12	Texas A&M	2017
142	Craig Bragg	Jr.	8	Washington	2003
142	Danny Farmer	Jr.	7	Wisconsin (Rose Bowl)	1999
141	Devin Asiasi	R-Jr.	5	at USC	2019
141	Thomas Duarte	Jr.	10	California	2015
140	Freddie Mitchell	Jr.	4	USC	2000
140	Mike Sherrard	So.	7	Arizona St.	1983
140	Rick Wilkes	Sr.	11	USC	1970
130-yard receivers					
138	Mike Seidman	Sr.	8	at Oregon St.	2002
138	Craig Bragg	R-Fr.	7	Arizona St.	2001
138	Jim McElroy	Sr.	6	Arizona	1997
137	Freddie Mitchell	Jr.	10	Michigan	2000
137	Cormac Carney	Sr.	6	Stanford	1982
136	Greg Dulcich	R-Jr.	9	Arizona State	2021
136	Jordan Payton	Sr.	7	at Arizona	2015
136	Sean LaChapelle	Jr.	8	Cal	1991
136	Mike Sherrard	So.	8	Washington	1983
136	Mike Young	Jr.	6	BYU	1983
135	Danny Farmer	Jr.	6	at Miami	1998
135	Sean LaChapelle	Jr.	11	at Arizona St.	1991
134	Jordan Payton	Sr.	8	Colorado	2015
134	Mike Seidman	Jr.	6	at San Diego St.	2002
134	Danny Farmer	Sr.	4	at Washington	1998
133	Reggie Moore	Sr.	8	Stanford	1990
133	Jojo Townsend	Sr.	5	Long Beach St.	1982
132	Cormac Carney	Sr.	4	at Cal	1982
131	Marcedes Lewis	Sr.	11	at Arizona	2005
131	Marcedes Lewis	Sr.	7	at San Diego State	2005
130	Brian Poli-Dixon	So.	4	at Miami	1998
130	Scott Miller	Sr.	8	at Oregon	1990
130	Flipper Anderson	Sr.	7	at Arizona St.	1987
130	Kermit Alexander	Jr.	5	Texas Christian	1961

120-yard receivers

129	Kevin Jordan	Jr.	7	at Nebraska	1994
129	Jojo Townsend	R-Fr.	5	at USC	1979
129	Gwen Cooper	Sr.	6	California	1969
128	Jordan Lasley	R-Jr.	8	Kansas State (Cactus Bowl)	2017
127	Jim McElroy	Sr.	3	California	1997
126	Greg Dulcich	R-So.	4	at Colorado	2020
126	Tab Perry	Jr.	7	Oregon	2002
125	Freddie Mitchell	Jr.	4	Arizona St.	2000
125	George Farmer	Sr.	9	at Wisconsin	1969
124	Lerry Vernoy	So.	9	at California	1970
123	Kyle Philips	R-Fr.	12	at USC	2019
123	Mike Haffner	Sr.	6	at California	1964
122	Reggie Moore	So.	6	at California	1988
122	Paco Craig	Jr.	3	Arizona	1986
121	Brandon Breazell	Sr.	6	at Utah	2007
121	Danny Farmer	R-Fr.	5	Wash. St.	1996
121	J.J. Stokes	Sr.	6	USC	1994
121	Flipper Anderson	Jr.	3	at California	1986
120	Kyle Philips	R-Jr.	5	at Stanford	2021
120	Nelson Rosario	Sr.	3	Wash. St.	2011
120	Chris Markey	So.	3	Arizona St.	2005
120	Flipper Anderson	So.	5	Oregon St.	1985
120	Mike Sherrard	Sr.	7	at Tennessee	1985

110-yard receivers

119	Theo Howard	So.	8	Kansas State (Cactus Bowl)	2017
119	Jordan Payton	Jr.	6	Arizona	2014
118	Nelson Rosario	Sr.	7	USC	2011
118	Craig Bragg	Jr.	5	Arizona St.	2003
118	Dick Witcher	Sr.	2	Washington	1965
117	Greg Dulcich	R-Jr.	3	LSU	2021
117	Jordan Lasley	R-So.	7	Utah	2016
117	Skip Hicks	Sr.	7	Tennessee	1997
116	Darren Andrews	R-Jr.	8	at Wash. State	2016
116	Thomas Duarte	Jr.	6	at Oregon State	2015
116	Cormac Carney	So.	7	Stanford	1980
116	Ron Copeland	Jr.	2	Syracuse	1967
115	Kazmeir Allen	R-Jr.	3	at USC	2021
115	Kenneth Walker III	R-Sr.	6	at Texas A&M	2016
115	Craig Bragg	Jr.	10	Oregon	2003
115	Danny Farmer	R-Fr.	5	at Tennessee	1996
114	Kenneth Walker III	R-Sr.	4	Arizona	2016
114	Shaq Evans	Jr.	8	USC	2012
114	Mike Farr	Jr.	7	Long Beach St.	1988
114	Lerry Vernoy	So.	6	at Texas	1970
113	Kyle Philips	R-Jr.	7	Fresno St.	2021
113	Craig Bragg	So.	7	at California	2002
113	Tab Perry	So.	5	at Alabama	2001
113	Danny Farmer	Jr.	5	at Oregon St.	1998
113	Jim McElroy	Sr.	2	Houston	1997
113	Skip Hicks	Jr.	4	at California	1996
113	Wally Henry	Jr.	5	Ohio St. (Rose Bowl)	1976
111	Kam Brown	R-So.	5	Fresno State	2021
111	Nelson Rosario	So.	7	Washington	2009
111	Brandon Breazell	Sr.	6	at Stanford	2007
111	Kevin Jordan	Jr.	8	at Arizona	1994
111	George Farmer	Sr.	8	at USC	1969
110	Theo Howard	So.	7	Hawai'i	2017
110	Thomas Duarte	So.	4	Memphis	2014
110	Joseph Fauria	Sr.	6	Houston	2011
110	Junior Taylor	Jr.	7	San Diego St.	2003

100-yard receivers

109	Joe Cowan	Jr.	3	Arizona St.	2005
109	Kevin Jordan	Sr.	6	Oregon	1995
109	Sean LaChapelle	So.	5	at Wash. St.	1990
109	Norm Andersen	Jr.	2	at California	1974
108	Darren Andrews	R-Jr.	9	Arizona	2016
108	Marcedes Lewis	Sr.	7	Arizona St.	2005
108	Freddie Mitchell	R-Fr.	4	Texas	1998
108	Jojo Townsend	Sr.	7	at Michigan	1982
107	Brian Poli-Dixon	Sr.	6	at Oregon St.	2001
107	Brian Poli-Dixon	Sr.	8	Arizona St.	2000
106	Skip Hicks	Sr.	3	Washington	1997
106	J.J. Stokes	Jr.	7	California	1993
106	Flipper Anderson	Sr.	7	Washington	1987
106	Paul Bergmann	Sr.	7	California	1983
105	Jordan Lasley	R-So.	5	Oregon State	2016
105	Jordan Payton	Sr.	7	at Utah	2015
105	Jaylor Embree	Jr.	9	Arizona St.	2010
105	Craig Bragg	Jr.	5	at Arizona	2003
105	Jim McElroy	Sr.	6	Tennessee	1997
105	Jim McElroy	Jr.	2	Arizona St.	1996
105	Reggie Moore	So.	5	at Washington	1988
105	Flipper Anderson	Sr.	5	at Nebraska	1987
104	Jordan Payton	Jr.	7	Memphis	2014
104	Jim McElroy	Sr.	5	at Wash. St.	1997
104	Mike Young	Sr.	5	Oregon	1984
104	Gwen Cooper	Jr.	4	Stanford	1968
104	Ron Copeland	Jr.	4	Washington	1967
104	Met Proffit	Sr.	7	at Notre Dame	1963
103	Cormac Carney	Sr.	6	at Colorado	1982
102	Nelson Rosario	Sr.	6	Colorado	2011
102	Caleb Wilson	R-Jr.	8	Washington	2018
102	Marcus Everett	Jr.	6	at Notre Dame	2006
102	Durell Price	Sr.	3	Wisconsin (Rose Bowl)	1999
102	Paco Craig	Sr.	5	at Arizona St.	1987
102	Paco Craig	Sr.	4	California	1987
102	Mike Sherrard	Sr.	6	at BYU	1985
102	Rick Wilkes	Sr.	8	at California	1970
101	Thomas Duarte	Jr.	6	Arizona State	2015
101	Flipper Anderson	R-Fr.	4	Arizona	1987
100	Kyle Philips	R-Fr.	10	at Stanford	2019
100	Jordan Lasley	R-Jr.	4	Texas A&M	2017
100	Devin Fuller	Sr.	7	California	2015
100	Darren Andrews	So.	4	at Stanford	2015
100	Danny Farmer	Jr.	5	Wash. St.	1998
100	Danny Farmer	Jr.	4	at Houston	1998
100	Charles Arbuckle	Jr.	5	Nebraska	1988
100	Flipper Anderson	So.	5	at Stanford	1985

RECORDS

MULTIPLE 100-YARD RUSHING GAMES

Gaston Green, 1985-87 (20)
Johnathan Franklin, 2009-12 (19)
Freeman McNeil, 1978-80 (17)
Karim Abdul-Jabbar, 1993-95 (15)
Skip Hicks, 1993-97 (15)
DeShaun Foster, 1998-01 (13)
Wendell Tyler, 1974-76 (12)
Paul Perkins, 2013-15 (11)
Theotis Brown, 1976-78 (11)
Joshua Kelley, 2018-19 (10)
Maurice Jones-Drew, 2003-05 (9)
Kermit Johnson, 1971-73 (9)
Kevin Nelson, 1980-83 (9)
Chris Markey, 2004-07 (8)
Brian Brown, 1987-90 (8)
James Owens, 1976-78 (8)

Zach Charbonnet, 2021 (7)

Eric Ball, 1984-88 (7)
Tyler Ebell, 2002-03 (7)
Greg Jones, 1967-69 (7)
Kevin Williams, 1991-92 (7)
Bill Kilmer, 1959-60 (6)
James McAlister, 1972-73 (6)
John Sciarra, 1973-75 (6)
Kahlil Bell, 2005-07 (5)
Cal Rossi, 1945 (5)
Demetric Felton Jr., 2017-20 (4)
Derrick Coleman, 2010-11 (4)
Sam Brown, 1954-55 (4)
Mel Farr, 1965-66 (4)
Brett Hundley, 2012-15 (3)
Jordan James, 2013 (3)
Danny Andrews, 1982-84 (3)
Paul Cameron, 1951-53 (3)
Russel Charles, 1974 (3)
Mickey Cureton, 1968-9 (3)
Mike Haffner, 1961 (3)
Marv Kendricks, 1970-71 (3)
Bob Smith, 1960-61 (3)
Skip Smith, 1958-59 (3)
Randy Tyler, 1970-72 (3)
Kenny Washington, 1939 (3)
Shawn Wills, 1987-91 (3)

Dorian Thompson-Robinson, 2018- (2)

Brittain Brown, 2020-21 (2)
Manuel White, 2003-04 (2)
Chris Alexander, 1992 (2)
Eddie Ayers, 1974-75 (2)
Ricky Davis, 1991-93 (2)
Bill Bolden, 1967-69 (2)
Keith Brown, 1998-99 (2)
Jeff Dankworth, 1976 (2)
Anthony Edgar, 1979 (2)
Mark Harmon, 1972-3 (2)
Akil Harris, 2000-01 (2)
Jermaine Lewis, 1998-00 (2)
James Milliner, 1993 (2)
Ted Narleski, 1950 (2)
James Primus, 1985-86 (2)
Jackie Robinson, 1939-40 (2)
Rob Scribner, 1972 (2)
Art Sims, 1970 (2)
Primo Villanueva, 1954 (2)

MULTIPLE 100-YARD RECEIVING GAMES

Danny Farmer, 1996-99 (11)
Jordan Lasley, 2014-17 (9)
Freddie Mitchell, 1998-2000 (9)
J.J. Stokes, 1992-94 (8)
Flipper Anderson, 1985-87 (8)
Jordan Payton, 2012-15 (7)
Craig Bragg, 2001-03 (7)
Kevin Jordan, 1994-95 (7)
Jim McElroy, 1996-97 (7)
Nelson Rosario, 2009-11 (6)
Caleb Wilson, 2016-18 (5)
Darren Andrews, 2014- (5)
Sean LaChapelle, 1990-92 (5)
Brian Poli-Dixon, 1998-2001 (5)
Greg Dulcich, 2018-20 (4)
Kyle Philips, 2018-20 (4)
Thomas Duarte, 2013-15 (4)
Cormac Carney, 1980-82 (4)
Mike Sherrard, 1983-85 (4)
Mercedes Lewis, 2005 (3)
Paco Craig, 1986-87 (3)
Skip Hicks, 1996-97 (3)
Scott Miller, 1990 (3)
Reggie Moore, 1988-90 (3)
Tab Perry, 2001-02 (3)
Theo Howard, 2016-18 (2)
Kenneth Walker III, 2012-16 (2)
Shaq Evans, 2012 (2)
Brandon Breazell, 2007 (2)
George Farmer, 1969 (2)
Mike Seidman, 2002 (2)
Gwen Cooper, 1968-69 (2)
Ron Copeland, 1967 (2)
Jojo Townsell, 1982 (2)
Terry Vernoy, 1970 (2)
Rick Wilkes, 1970 (2)
Mike Young, 1983-84 (2)

MULTIPLE 300-YARD PASSING GAMES

Josh Rosen, 2015-17 (17)
Cade McNown, 1995-98 (11)
Brett Hundley, 2012-14 (10)
Cory Paus, 1999-02 (7)

Dorian Thompson-Robinson, 2018-21 (5)

Drew Olson, 2004-05 (4)
Tommy Maddox, 1990-91 (4)
Tom Ramsey, 1982 (4)
Troy Aikman, 1987-88 (4)
Kevin Prince, 2009 (3)
Wilton Speight, 2018 (2)
Dennis Dummit, 1970 (2)



Gaston Green



Tommy Maddox

RECORDS

SINGLE-GAME 100-YARD RUSHING DUOS

Name	Att.	Yds	Cl.	Opponent	Date	Result
Zach Charbonnet	22	106	Jr.	California	Nov. 27, 2021	W, 42-14
Dorian Thompson-Robinson	13	102	Sr.			
Brittain Brown	12	146	Grad.	at Arizona	Oct. 9, 2021	W, 34-16
Zach Charbonnet	21	117	Jr.			
Paul Perkins	22	190	So.	at Colorado	Oct. 25, 2014	W, 40-37
Brett Hundley	12	110	Jr.R.			
Johnathan Franklin	30	216	So.	Wash. St.	Oct. 2, 2010	W, 42-28
Derrick Coleman	15	185	Jr.			
Chris Markey	14	193	Sr.	Washington	Sept. 22, 2007	W, 44-31
Kahlil Bell	27	109	Jr.			
Chris Markey	23	208	Jr.	Rice	Sept. 9, 2006	W, 26-16
Kahlil Bell	19	102	So.			
Chris Markey	24	161	So.	Northwestern	Dec. 30, 2005	W, 50-38
Kahlil Bell	19	136	Fr.			
Jermaine Lewis	17	104	Sr.	Arizona St.	Sept. 30, 2000	W, 38-31
Akil Harris	13	100	Fr.R			
Durrell Price	14	110	Fr.	NE Louisiana	Sept. 14, 1996	W, 44-0
Skip Hicks	18	101	Jr.			
Derek Ayers	5	174	Fr.R	BYU	Oct. 9, 1993	W, 68-14
James Milliner	9	113	So.			
Shawn Wills	16	137	Sr.	at Ore. St.	Oct. 19, 1991	W, 44-7
Kevin Williams	16	134	Jr.			
Kevin Williams	19	151	Jr.	Arizona	Oct. 12, 1991	W, 54-14
Shawn Wills	15	119	Sr.			
Brian Brown	22	175	Sr.	San Diego St.	Oct. 13, 1990	W, 45-31
Kevin Smith	26	105	Jr.			
Gaston Green	33	266	Jr.	BYU (Anaheim)	Dec. 30, 1986	W, 31-10
Marcus Greenwood	5	104	Sr.			
Freeman McNeil	36	164	Jr.	at Oregon	Nov. 17, 1979	W, 35-0
Anthony Edgar	17	128	So.			
Theotis Brown	21	115	Sr.	Arizona	Oct. 27, 1978	W, 24-14
Freeman McNeil	15	104	So.			
James Owens	21	161	Sr.	Wash. St.	Oct. 14, 1978	W, 45-31
Theotis Brown	15	150	Sr.			
James Owens	19	136	Jr.	at Wash. St.	Oct. 15, 1977	W, 27-16
Theotis Brown	21	100	Jr.			
Theotis Brown	35	220	So.	at Wash.	Oct. 30, 1976	W, 30-21
James Owens	22	123	So.			
Wendell Tyler	19	131	Sr.	at California	Oct. 23, 1976	W, 35-19
Jeff Dankworth	18	107	Sr.			
Jeff Dankworth	19	155	Sr.	Arizona St.	Sept. 9, 1976	W, 28-10
Theotis Brown	22	127	So.			
Wendell Tyler	24	180	Jr.	at Stanford	Oct. 11, 1975	W, 31-21
John Sciarra	21	121	Sr.			
Wendell Tyler	19	125	Jr.	at Oregon	Nov. 8, 1975	W, 50-17
John Sciarra	13	109	Sr.			
Russel Charles	20	154	Sr.	at Oregon St.	Nov. 16, 1974	W, 33-14
Eddie Ayers	15	110	Jr.			
Russel Charles	17	109	Sr.	Stanford	Oct. 12, 1974	T, 13-13
Wendell Tyler	16	106	So.			
Kermit Johnson	11	141	Sr.	Washington	Nov. 3, 1973	W, 62-13
John Sciarra	5	130	So.			
Kermit Johnson	11	168	Sr.	at Stanford	Oct. 13, 1973	W, 59-13
James McAlister	14	117	Sr.			
Kermit Johnson	9	123	Sr.	Utah	Oct. 6, 1973	W, 66-16
James McAlister	11	104	Sr.			
Randy Tyler	13	108	Sr.	at Wash.	Nov. 11, 1972	L, 21-30
Mark Harmon	14	107	Jr.			
Kermit Johnson	10	139	Jr.	at California	Oct. 21, 1972	W, 49-13
Rob Scribner	13	101	Sr.			
Kermit Johnson	15	183	Jr.	Arizona	Oct. 7, 1972	W, 42-31
James McAlister	11	121	Jr.			
Art Sims	16	104	Sr.	at Oregon St.	Oct. 14, 1970	W, 14-9
Randy Tyler	23	102	So.			
Mickey Cureton	14	133	Jr.	California	Oct. 18, 1969	W, 32-0
Bill Bolden	3	108	Sr.			
Greg Jones	20	103	Sr.			
Bob Smith	17	177	Sr.	California	Nov. 4, 1961	W, 35-15
Mike Haffner	24	119	So.			
Bill Kilmer	27	147	Sr.	Duke	Dec. 3, 1960	W, 27-6
Bob Smith	19	121	Jr.			
Skip Smith	7	107	Jr.	NC State	Nov. 13, 1959	W, 21-12
Bill Kilmer	14	105	Jr.			
Bill Kilmer	20	112	Jr.	at Stanford	Nov. 7, 1959	W, 55-13
Skip Smith	13	103	Jr.			
Ken Solid	19	147	Sr.	Pacific	Oct. 5, 1945	W, 50-0
Brooks Biddle	14	104	Sr.			
Don Nelson	8	100	Sr.			

SINGLE-GAME 100-YARD RECEIVING COMBOS

Name	No.	Yds	Cl.	Opponent	Date	Result
Devin Asiasi	5	141	R-Jr.	at USC	Nov. 23, 2019	L, 35-52
Kyle Philips	12	123	R-Fr.			
Demetric Felton Jr.	7	150	R-Jr.	at Wash. State	Sept. 21, 2019	W, 67-63
Chase Cota	4	147	So.			

Jordan Lasley	8	128	R-Jr.	Kansas State	Dec. 26, 2017	L, 17-35
Theo Howard	4	119	So.			
Jordan Lasley	4	158	R-Jr.	at Stanford	Sept. 23, 2017	L, 34-58
Caleb Wilson	11	145				
Caleb Wilson	15	208	R-So.	Texas A&M	Sept. 3, 2017	W, 45-44
Darren Andrews	12	142	R-Sr.			
Jordan Lasley	4	100	R-Jr.			
Nate lese	8	146	Sr.	Utah	Oct. 22, 2016	L, 52-45
Jordan Lasley	7	117	R-So.			
Kenneth Walker III	4	114	Sr.R	Arizona	Oct. 1, 2016	W, 45-24
Devin Fuller	9	108	Jr.R			
Thomas Duarte	10	141	Jr.	California	Oct. 22, 2015	W, 40-24
Devin Fuller	7	100	Sr.			
Thomas Duarte	4	110	So.	Memphis	Sept. 6, 2014	W, 42-35
Jordan Payton	7	104	Jr.			
Chris Markey	3	120	So.	Arizona St.	Nov. 12, 2005	W, 50-38
Joe Cowan	3	109	Jr.			
Mercedes Lewis	7	108	Sr.			
Craig Bragg	9	230	So.	Oregon	Oct. 12, 2002	L, 31-30
Tab Perry	7	126	Jr.			
Tab Perry	7	145	Jr.	at Oregon St.	Oct. 5, 2002	W, 43-35
Mike Seidman	8	138	Sr.			
Freddie Mitchell	4	125	Jr.	Arizona St.	Sept. 30, 2000	W, 38-31
Brian Poli-Dixon	8	107	Jr.			
Danny Farmer	7	142	Jr.	Wisconsin	Jan. 1, 1999	L, 38-31
Durrell Price	3	102	Sr.			
Danny Farmer	6	135	Jr.	at Miami	Dec. 5, 1998	L, 49-45
Brian Poli-Dixon	4	130	So.			
Skip Hicks	7	117	Sr.	Tennessee	Sept. 6, 1997	L, 30-24
Jim McElroy	6	105	Sr.			
J.J. Stokes	7	175	Sr.	at Arizona St.	Nov. 12, 1994	W, 59-23
Kevin Jordan	6	164	Jr.			
Flipper Anderson	7	130	Sr.	California	Oct. 31, 1987	W, 42-18
Paco Craig	4	102	Sr.			
Terry Vernoy	9	124	So.	at California	Oct. 17, 1970	W, 24-21
Rick Wilkes	8	102	Sr.			

100-Tackle Seasons (1975-present)

No.	Player, Pos.	Year
123	Adarius Pickett, s	2018
110	Kenny Young, lb	2017
119	Jayon Brown, lb	2016
149	Eric Kendricks, lb	2014
106	Eric Kendricks, lb	2013
150	Eric Kendricks, lb	2012
115	Dennis Keyes, s	2007
125	Spencer Havner, lb	2004
133	Brandon Chillar, lb	2003
103	Marcus Reese, lb	2002
111	Robert Thomas, lb	2001
102	Brian Wilmer, lb	1996
100	Abdul McCullough, lb	1995
106	Donnie Edwards, lb	1994
143	Craig Davis, lb	1989
141	Eric Turner, s	1989
109	Matt Darby, s	1989
108	Rocen Keeton, lb	1989
106	Marcus Patton, lb	1989
110	Chance Johnson, lb	1988
102	Craig Davis, lb	1988
125	Ken Norton, lb	1987
108	Chance Johnson, lb	1987
106	Ken Norton, lb	1986
101	Craig Rutledge, s	1986
109	James Washington, s	1985
119	James Washington, s	1984
112	Tommy Taylor, lb	1984
143	Don Rogers, s	1983
124	Don Rogers, s	1982
104	Blanchard Montgomery, lb	1982
133	Don Rogers, s	1981
109	Tom Sullivan, s	1981
112	Avon Riley, lb	1980
105	Kenny Easley, s	1980
161	Jerry Robinson, lb	1978
114	Manu Tuiaosopo, lb	1978
147	Jerry Robinson, lb	1977
136	Frank Stephens, lb	1977
106	Jeff Muro, lb	1977
105	John Fowler, lb	1977
159	Jerry Robinson, lb	1976
119	Frank Stephens, lb	1976
107	Raymond Burks, lb	1976
120	Terry Tautolo, lb	1975
105	Dale Curry, lb	1975

100-Yard Rushing and 100-Yard Receiving Games

Name	Rush Att.	Yds	Rec.	Yds	Opponent	Date
Skip Hicks	25	147	3	106	Washington	Nov. 15, 1997
Skip Hicks	28	146	4	113	at Cal	Oct. 26, 1996

RECORDS

TOP TEN OFFENSIVE SEASONS

RUSHING

	Year	G	ATT	YDS	AVG	TD
1)	1973	11	689	4,403	6.4	56
2)	1976	12	740	3,978	5.4	42
3)	1975	12	746	3,821	5.1	41
4)	1972	11	673	3,810	5.7	38
5)	1978	12	695	2,956	4.3	24
6)	1974	11	603	2,884	4.8	25
7)	2014	13	557	2,724	4.9	26
8)	1979	11	624	2,719	4.4	17
9)	1985	12	632	2,690	4.3	26
10)	2012	14	599	2,671	4.5	29

PASSING

	Year	G	ATT	COMP	YDS	PCT	INT	TD
1)	2017	13	536	338	4,478	63.1	10	31
2)	2012	14	496	324	3,860	65.3	11	29
3)	2015	13	510	300	3,755	58.8	13	23
4)	1988	12	369	215	3,658	58.3	12	29
5)	2016	12	494	273	3,547	55.3	16	22
6)	2014	13	435	298	3,358	68.5	6	24
7)	2013	13	392	265	3,269	67.6	9	25
8)	2005	12	389	247	3,244	63.5	6	34
9)	1982	12	360	223	3,232	61.9	12	23
10)	2000	12	396	216	3,186	54.5	12	24

TOTAL OFFENSE

	Year	G	PLAYS	YDS	AVG
1)	2012	14	1,095	6,531	5.96
2)	2014	13	992	6,082	6.13
3)	2015	13	970	6,055	6.24
4)	2017	13	932	5,952	6.39
5)	1998	12	859	5,847	6.81
6)	2013	13	958	5,825	6.08
7)	1991	12	900	5,287	5.87
8)	2011	14	898	5,273	5.87
9)	1988	12	910	5,252	5.77
10)	2021	12	854	5,295	6.20

SCORING

	Year	G	PTS	AVG
1)	1973	11	470	42.7
2)	1997	12	477	39.8
3)	1998	12	476	39.7
4)	2005	12	469	39.1
5)	2013	13	480	36.9
6)	2021	12	438	36.5
7)	1987	12	426	35.5
8)	2012	14	482	34.4
9)	2014	13	435	33.5
10)	1982	12	399	33.3

TOP TEN DEFENSIVE SEASONS

RUSHING

	Year	G	ATT	YDS	AVG	TD
1)	1954	9	314	659	2.1	2
2)	1947	9	338	838	2.5	4
3)	1952	9	360	847	2.4	3
4)	1985	12	404	855	2.1	13
5)	1966	10	377	1,055	2.8	8
6)	1987	12	411	1,121	2.7	7
7)	2006	13	419	1,184	2.8	9
8)	1988	12	438	1,194	2.7	10
9)	1953	10	428	1,216	2.8	4
10)	1991	12	429	1,229	2.9	13

PASSING

	Year	G	ATT	COMP	YDS	PCT	INT	TD
1)	1953	10	155	65	686	41.9	20	5
2)	1955	11	160	67	814	41.9	16	3
3)	1961	11	158	75	864	47.4	14	4
4)	1962	10	163	78	924	47.8	10	3
5)	1956	10	137	55	942	39.9	17	5
6)	1950	9	180	80	949	44.4	19	4
7)	1946	11	201	68	968	33.8	29	5
8)	1948	10	164	67	987	40.9	15	14
9)	1958	10	152	72	993	47.3	17	9
10)	1957	10	171	84	1,003	49.1	22	4

TOTAL DEFENSE

	Year	G	PLAYS	YDS	AVG
1)	1954	9	530	1,708	3.22
2)	1947	9	607	1,868	3.08
3)	1953	10	654	1,902	2.91
4)	1952	9	668	1,953	2.92
5)	1946	11	740	2,257	3.05
6)	1950	9	624	2,262	3.63
7)	1966	10	653	2,452	3.75
8)	1951	9	653	2,497	3.82
9)	1955	11	727	2,523	3.47
10)	1961	11	602	2,528	4.20

SCORING

	Year	G	PTS	AVG
1)	1954	9	40	4.4
2)	1952	9	55	6.1
3)	1955	11	74	6.7
4)	1953	10	76	7.6
5)	1947	9	80	8.9
6)	1960	10	84	8.4
7)	1957	10	90	9.0
8)	1950	9	96	10.7
9)	1969	10	103	10.3
10)	1946	11	117	10.6

UCLA'S ALL-TIME NCAA SEASON LEADERS: TEAM AND INDIVIDUALS

FIELD GOALS PER GAME

1984 - John Lee: 2.64 per game
 2006 - Justin Medlock - 2.15 per game
 2009 - Kai Forbath - 2.15 per game

FORCED FUMBLES

2000 - Marques Anderson: 0.70 per game

INTERCEPTIONS

2009 - Rahim Moore: 0.77 per game (10)

MOST IMPROVED RECORD

1972 - plus 5 wins over previous season
 1969 - plus 5.5 wins over previous season

NET PUNTING

2010 - 41.3
 1944 - 43.0

PASSES DEFENSED

2008 - Alterraun Verner: 1.67 passes per game
 2007 - Trey Brown: 1.77 passes per game

PASSING (efficiency rating)

1997 - Cade McNown: 168.6
 1982 - Tom Ramsey: 153.5

PUNTING

1967 - Zenon Andrusyshyn: 44.2 yards per kick
 1956 - Kirk Wilson: 49.3 yards per kick
 1944 - Bob Waterfield: 42.9 yards per kick

PUNT RETURNS

2021 - 20.00 yards per return
 2005 - Maurice Jones-Drew: 28.5 yards per return
 2005 - 25.0 yards per return
 1940 - Jackie Robinson: 21.0 yards per return
 1940 - 16.2 yards per return
 1939 - Jackie Robinson: 20.0 yards per return
 1939 - 16.3 yards per return

RUSHING DEFENSE

1985 - 70.3 yards per game
 1954 - 73.2 yards per game

RUSHING OFFENSE

1973 - 400.3 yards per game

SACKS

2003 - Dave Ball: 1.27 per game

SCORING DEFENSE

1954 - 4.4 points per game

SCORING OFFENSE

1954 - 40.8 points per game

SOLO TACKLES

2014 - Eric Kendricks: 7.8 per game

TOTAL OFFENSE

1960 - Billy Kilmer: 1,889 yards
 1939 - Kenny Washington: 1,370 yards

TOUGHEST SCHEDULE

1979 - .655 opponent win%

TURNOVER MARGIN

1997 - 1.82 turnovers gained / lost
 1993 - 1.73 turnovers gained / lost
 1952 - 4.00 turnovers gained / lost

RECORDS

YEAR-BY-YEAR TOTALS & LEADERS

RUSHING OFFENSE

Year	G	ATT	YDS	AVG	TD
2021	12	519	2,581	5.0	31
2020	7	319	1,614	5.1	13
2019	12	490	1,802	3.7	18
2018	12	451	1,858	4.1	20
2017	13	396	1,474	3.7	19
2016	12	345	1,011	2.9	13
2015	13	460	2,300	5.0	26
2014	13	557	2,724	4.9	26
2013	13	566	2,556	4.5	36
2012	14	599	2,671	4.5	29
2011	14	552	2,497	4.5	23
2010	12	484	2,107	4.4	20
2009	13	421	1,490	3.5	12
2008	12	379	993	2.6	10
2007	13	527	1,963	3.7	12
2006	13	436	1,687	3.9	11
2005	12	436	1,928	4.4	21
2004	12	466	2,219	4.8	18
2003	13	455	1,195	2.6	11
2002	13	519	1,658	3.2	20
2001	11	459	1,869	4.1	23
2000	12	462	1,200	2.6	19
1999	11	410	1,191	2.9	14
1998	12	490	2,189	4.5	31
1997	12	498	1,988	4.0	32
1996	11	465	1,698	3.7	26
1995	12	546	2,550	4.7	26
1994	11	413	1,688	4.1	13
1993	12	521	2,204	4.2	18
1992	11	436	1,371	3.1	13
1991	12	540	2,401	4.4	22
1990	11	414	1,566	3.8	21
1989	11	441	1,401	3.2	9
1988	12	539	2,385	4.4	20
1987	12	597	2,414	4.0	30
1986	12	571	2,607	4.6	30
1985	12	632	2,690	4.3	26
1984	12	531	1,859	3.5	11
1983	12	580	1,939	3.3	19
1982	12	548	1,868	3.4	25
1981	12	576	1,913	3.3	21
1980	11	561	2,289	4.1	25
1979	11	624	2,719	4.4	17
1978	12	695	2,956	4.3	24
1977	11	601	2,569	4.3	19
1976*	12	740	3,978	5.4	42
1975*	12	746	3,821	5.1	41
1974	11	603	2,884	4.8	25
1973*	11	689	4,403	6.4	56
1972*	11	673	3,810	5.7	38
1971	10	501	1,599	3.2	15
1970	11	504	1,837	3.6	19
1969	10	523	2,128	4.1	23
1968	10	480	1,444	3.0	14
1967	10	505	2,074	4.1	24
1966*	10	509	2,338	4.6	28
1965	11	513	2,221	4.3	24
1964	10	351	1,021	2.9	6
1963	10	373	759	2.0	2
1962	10	388	1,376	3.5	12
1961*	11	555	2,240	4.0	21
1960	10	449	2,044	4.6	17
1959	10	443	1,695	3.8	14
1958	10	466	1,445	3.1	8
1957	10	521	2,003	3.8	21
1956	10	436	1,352	3.1	14
1955	11	470	2,169	4.6	—
1954*	9	454	2,578	5.7	—
1953	10	487	2,320	4.8	—
1952	9	450	1,253	2.8	—
1951	9	456	2,005	4.4	—
1950	9	426	1,681	3.9	—
1949	9	448	1,819	4.1	—
1948	10	379	1,255	3.3	16
1947	9	410	1,932	4.7	16
1946	11	537	2,668	4.9	25
1945	9	428	1,968	4.6	—

* = conference leader

PASSING OFFENSE

Year	G	Att	Comp	Yds	Pct.	Int.	TD
2021	12	335	207	2,714	61.8	8	23
2020	7	200	130	1,571	65.0	6	18
2019	12	426	260	3,066	61.0	12	22
2018	12	403	239	2,853	59.3	10	13
2017	13	536	338	4,478	63.1	10	31
2016	12	494	273	3,547	55.3	16	22
2015	13	510	300	3,755	58.8	13	23
2014	13	435	298	3,358	68.5	6	24
2013	13	392	265	3,269	67.6	9	25
2012	14	496	324	3,860	65.3	11	29
2011	14	346	193	2,776	55.8	9	18
2010	12	318	162	1,693	50.9	14	9

2009	13	436	244	2,896	56.0	12	10
2008	12	433	237	2,406	55.6	20	7
2007	13	389	185	2,374	47.6	15	13
2006	13	400	224	2,604	56.0	14	16
2005	12	389	247	3,244	63.5	6	34
2004	12	358	204	2,701	57.0	13	22
2003	13	430	226	2,639	52.6	15	12
2002	13	367	204	2,985	55.6	11	19
2001	11	292	153	2,399	52.4	8	8
2000	12	396	216	3,186	54.5	12	24
1999	11	366	180	2,406	49.2	17	11
1998	12	369	215	3,658	58.3	12	29
1997	12	321	192	3,168	59.8	6	25
1996	11	359	183	2,553	51.0	16	13
1995	12	326	165	2,237	50.6	9	11
1994	11	343	200	2,707	58.3	10	15
1993	12	360	197	2,398	54.7	8	21
1992	11	314	162	1,976	51.6	10	9
1991	12	360	220	2,886	61.1	16	17
1990*	11	349	192	2,766	55.0	16	17
1989	11	293	169	2,091	57.7	17	13
1988	12	371	239	2,867	64.4	11	25
1987	12	300	192	2,693	64.0	8	17
1986	12	287	156	2,013	54.4	10	13
1985	12	282	174	2,298	61.7	14	12
1984	12	346	186	2,205	53.8	11	12
1983	12	315	218	2,740	69.0	11	16
1982	12	360	223	3,232	61.9	12	23
1981	12	248	138	1,840	55.6	20	16
1980	11	218	123	1,797	56.4	8	13
1979	11	193	91	1,423	47.2	15	13
1978	12	144	67	870	46.5	11	2
1977	11	174	89	1,248	51.1	8	10
1976	12	163	83	1,082	50.9	8	7
1975	12	148	76	1,346	51.4	14	8
1974	11	152	72	1,222	47.4	15	5
1973	11	93	40	774	43.0	5	6
1972	11	82	35	653	42.7	7	6
1971	10	178	70	1,036	39.5	16	3
1970	11	353	181	2,527	51.2	20	16
1969	10	239	125	2,176	52.3	12	20
1968	10	221	98	1,403	44.3	18	10
1967*	10	179	98	1,588	54.7	8	10
1966	10	179	90	1,397	50.2	10	7
1965	11	158	81	1,515	51.2	6	9
1964	10	218	107	1,453	49.2	18	14
1963*	10	260	122	1,560	47.0	13	10
1962	10	129	54	891	41.8	13	4
1961	11	103	47	732	45.6	5	2
1960	10	145	72	1,183	49.6	9	8
1959	10	144	57	933	39.6	10	9
1958	10	201	79	1,027	39.3	16	9
1957	10	131	69	1,009	52.7	6	7
1956	10	152	63	868	41.4	10	4
1955	11	131	68	1,030	51.9	11	13
1954	9	107	52	721	48.6	10	10
1953	10	133	50	661	38.0	11	9
1952	9	179	77	1,046	43.0	11	13
1951	9	163	79	1,031	48.5	14	12
1950	9	159	80	1,154	50.3	8	10
1949	9	132	57	929	43.2	11	11
1948	10	203	82	1,333	40.4	22	6
1947	9	147	69	1,022	46.9	17	8
1946	11	167	74	1,357	44.3	15	16
1945	9	108	34	641	31.4	12	7

* = conference leader

TOTAL OFFENSE

Year	G	Plays	Yds	Avg.
2021	12	854	5,295	6.20
2020	7	519	3,185	6.13
2019	12	916	4,868	5.31
2018	12	854	4,711	5.52
2017	13	932	5,952	6.38
2016	12	839	4,558	5.43
2015	13	970	6,055	6.24
2014	13	992	6,082	6.13
2013	13	958	5,825	6.08
2012	14	1,095	6,531	5.96
2011	14	898	5,273	5.87
2010	12	802	3,800	4.74
2009	13	857	4,386	5.12
2008	12	812	3,399	4.19
2007	13	916	4,337	4.73
2006	13	836	4,291	5.13
2005	12	825	5,172	6.27
2004	12	824	4,920	5.97
2003	13	885	3,834	4.33
2002	13	886	4,643	5.24
2001	11	751	4,268	5.68
2000	12	858	4,386	5.11
1999	11	776	3,597	4.64
1998*	12	859	5,847	6.81
1997	12	819	5,156	6.30
1996	11	824	4,251	5.16
1995	12	872	4,787	5.49
1994	11	756	4,395	5.81

1993	12	881	4,602	5.22
1992	11	750	3,347	4.46
1991	12	900	5,287	5.87
1990	11	763	4,332	5.68
1989	11	734	3,492	4.76
1988	12	910	5,252	5.77
1987*	12	897	5,107	5.69
1986	12	858	4,620	5.38
1985	12	914	4,988	5.46
1984	12	867	4,064	4.69
1983	12	896	4,679	5.22
1982*	12	908	5,100	5.62
1981	12	826	3,753	4.54
1980	11	779	4,086	5.25
1979	11	817	4,142	5.07
1978	12	839	3,826	4.56
1977	11	775	3,817	4.93
1976	12	903	5,060	5.60
1975	12	894	5,167	5.78

RECORDS

1977	11	269	24.5
1976*	12	391	32.6
1975	12	349	29.1
1974	11	240	21.2
1973*	11	470	42.7
1972	11	351	31.9
1971	10	166	16.6
1970	11	274	24.9
1969	10	329	32.9
1968	10	197	19.7
1967	10	284	28.4
1966*	10	281	28.1
1965	11	257	23.4
1964	10	145	14.5
1963	10	96	9.6
1962	10	118	11.8
1961*	11	185	16.8
1960	10	175	17.5
1959	10	169	16.9
1958	10	136	13.6
1957	10	190	19.0
1956	10	148	14.8
1955*	11	199	18.1
1954**	9	367	40.8
1953	10	222	22.2
1952	9	220	24.4
1951	9	188	20.9
1950	9	196	21.8
1949	9	227	25.2
1948	10	156	15.6
1947	9	172	19.1
1946	11	327	29.7
1945	9	135	15.0

* = conference leader; ** = NCAA leader

RUSHING DEFENSE

Year	G	Att.	Yds.	Avg.	TD
2021	12	397	1,491	3.8	24
2020	7	264	950	3.6	14
2019	12	411	1,746	4.2	21
2018	12	520	2,293	4.6	31
2017	13	649	3,736	5.8	35
2016	12	503	2,058	4.1	21
2015	13	588	2,578	4.4	17
2014	13	505	1,923	3.8	19
2013	13	554	2,187	3.9	19
2012	14	561	2,315	4.1	20
2011	14	518	2,668	5.2	26
2010	12	473	2,466	5.2	23
2009	13	469	1,856	4.0	14
2008	12	460	2,037	4.4	17
2007	13	472	1,419	3.0	10
2006*	13	419	1,184	2.8	9
2005	12	520	2,793	5.4	29
2004	12	490	2,521	5.1	18
2003	13	478	1,520	3.2	12
2002	13	476	1,684	3.5	15
2001	11	404	1,339	3.3	13
2000	12	508	2,223	4.4	20
1999	11	463	2,087	4.5	19
1998	12	482	2,164	4.5	26
1997	12	420	1,383	3.3	13
1996	11	418	1,288	3.1	20
1995	12	470	1,819	3.9	16
1994	11	539	2,238	4.2	17
1993	12	481	1,621	3.4	13
1992	11	519	1,788	3.4	11
1991	12	429	1,229	2.9	13
1990	11	530	2,174	4.1	27
1989	11	477	1,945	4.1	22
1988	12	438	1,194	2.7	10
1987*	12	411	1,121	2.7	7
1986	12	487	1,473	3.0	16
1985**	12	404	855	2.1	13
1984	12	484	1,619	3.3	20
1983	12	506	1,797	3.6	15
1982	12	489	1,523	3.1	11
1981	12	537	2,049	3.8	10
1980	11	463	1,335	2.9	8
1979	11	488	1,945	4.0	15
1978	12	594	1,990	3.4	12
1977	11	532	1,696	3.2	11
1976	12	516	1,770	3.4	7
1975	12	538	2,251	4.2	18
1974	11	530	2,163	4.1	12
1973	11	509	1,932	3.8	13
1972	11	549	1,929	3.5	21
1971	10	502	1,928	3.8	18
1970	11	501	1,661	3.3	13
1969	10	457	1,237	2.8	5
1968	10	490	1,845	3.8	22
1967	10	470	1,750	3.7	17
1966	10	377	1,055	2.8	8
1965	11	472	1,865	4.0	11
1964	10	567	2,549	4.5	25
1963	10	509	2,213	4.4	21
1962	10	571	2,155	3.8	14

1961*	11	444	1,664	3.7	14
1960	10	446	1,535	3.3	8
1959	10	518	1,978	3.8	12
1958	10	504	1,970	3.9	11
1957	10	484	1,807	3.7	9
1956	10	518	1,632	3.2	12
1955*	11	—	1,709	—	—
1954**	9	314	659	2.1	—
1953	10	—	1,216	—	—
1952	9	—	847	—	—
1951	9	—	1,407	—	—
1950	9	—	1,313	—	—
1949	9	—	1,472	—	—
1948	10	—	1,887	—	—
1947	9	—	838	—	—
1946	11	—	1,289	—	—
1945	9	—	1,072	—	—

* = conference leader; ** = NCAA leader

PASSING DEFENSE

Year	G	Att.	Comp.	Yds.	Pct.	Int.	TD
2021	12	445	278	3,122	62.5	12	15
2020	7	263	161	1,919	61.2	9	13
2019	12	405	269	3,729	66.4	5	32
2018	12	371	226	2,946	60.9	11	19
2017	13	355	203	2,552	57.2	8	19
2016	12	441	245	2,526	55.6	15	12
2015	13	457	261	2,642	57.1	12	18
2014	13	497	306	3,258	61.6	11	22
2013	13	436	266	2,830	61.0	14	16
2012	14	479	303	3,508	63.3	15	27
2011	14	471	298	3,172	63.3	14	28
2010	12	360	225	2,575	62.5	7	19
2009	13	367	215	2,486	58.6	20	16
2008	12	332	177	2,012	53.3	11	19
2007	13	503	273	3,043	54.3	13	23
2006	13	421	236	2,904	56.1	13	18
2005	12	411	244	2,824	59.4	8	19
2004	12	408	227	2,674	55.6	14	18
2003*	13	422	249	2,809	52.6	19	15
2002	13	432	217	2,967	50.2	17	20
2001	11	349	165	2,188	47.3	16	12
2000	12	384	194	2,613	50.5	13	24
1999	11	376	200	2,804	53.2	17	22
1998	12	430	224	3,090	52.1	12	16
1997	12	456	228	2,838	50.0	22	14
1996	11	371	185	2,792	49.9	13	19
1995	12	421	235	3,011	55.8	9	22
1994	11	271	161	2,241	59.4	10	17
1993	12	374	201	2,410	53.7	19	14
1992	11	235	115	1,488	48.9	7	10
1991	12	403	213	2,641	52.9	21	10
1990	11	277	141	1,852	50.9	14	10
1989*	11	315	174	1,795	55.2	17	8
1988	12	368	193	2,092	52.4	13	11
1987	12	396	202	2,276	51.0	22	17
1986*	12	385	211	2,178	54.8	21	9
1985	12	401	244	2,646	60.8	15	10
1984	12	395	223	2,670	56.5	11	9
1983	12	369	220	2,651	59.6	25	12
1982	12	386	214	2,406	55.4	12	16
1981	12	352	178	2,128	50.6	19	10
1980	11	337	191	2,041	56.7	18	9
1979	11	286	165	2,012	57.7	14	15
1978	12	270	142	1,748	52.6	23	9
1977	11	284	159	1,915	56.0	15	7
1976	12	328	176	1,740	53.7	25	9
1975	12	294	146	1,842	49.7	12	12
1974	11	234	131	1,700	55.9	14	9
1973	11	288	158	1,668	54.8	22	10
1972	11	264	134	2,050	50.8	20	11
1971	10	211	110	1,414	52.2	9	11
1970	11	372	173	2,573	46.5	12	17
1969*	10	278	121	1,358	43.6	22	6
1968	10	267	138	1,676	51.7	13	7
1967	10	191	93	1,105	48.7	15	5
1966	10	222	107	1,397	48.2	25	5
1965	11	235	118	1,500	50.2	18	9
1964	10	189	100	1,304	52.8	11	10
1963	10	199	103	1,339	51.7	9	8
1962*	10	163	78	924	47.8	10	3
1961	11	158	75	864	47.4	14	4
1960	10	186	98	1,092	52.7	14	3
1959	10	183	91	1,181	49.7	11	10
1958	10	152	72	993	47.3	17	9
1957	10	171	84	1,003	49.1	22	4
1956	10	137	55	942	39.9	17	5
1955	11	160	67	814	41.9	16	—
1954	9	216	92	1,049	42.5	28	4
1953	10	155	65	686	41.9	20	—
1952	9	240	104	1,153	43.3	34	—
1951	9	207	94	1,090	45.4	14	—
1950	9	180	80	949	44.4	19	—
1949	9	192	91	1,324	47.4	14	—

1948	10	164	67	987	40.9	15	—
1947	9	80	71	1,030	39.4	11	—
1946	11	201	68	968	33.8	29	—
1945	9	136	52	710	38.2	18	—

* = conference leader

TOTAL DEFENSE

Year	G	Plays	Yds.	Avg.
2021	12	842	4,613	5.48
2020	7	527	2,869	5.44
2019	12	816	5,475	6.71
2018	12	891	5,339	5.99
2017	13	1,004	6,288	6.26
2016	12	944	4,584	4.86
2015	13	1,045	5,220	4.99
2014	13	1,002	5,181	5.17
2013	13	990	5,017	5.07
2012	14	1,040	5,823	5.60
2011	14	989	5,840	5.90
2010	12	833	5,041	6.05
2009	13	836	4,342	5.19
2008	12	792	4,049	5.11
2007	13	975	4,462	4.58
2006	13	840	4,088	4.87
2005	12	931	5,617	6.03
2004	12	898	5,195	5.79
2003	13	900	4,129	4.59
2002	13	908	4,651	5.12
2001*	11	753		

RECORDS

2013	13	301	23.2
2012	14	386	27.6
2011	14	439	31.4
2010	12	364	30.3
2009	13	276	21.2
2008	12	348	29.0
2007	13	290	22.3
2006	13	259	19.9
2005	12	410	34.2
2004	12	309	25.8
2003	13	305	23.5
2002	13	326	25.1
2001	11	225	20.5
2000	12	368	30.7
1999	11	311	28.3
1998	12	340	28.3
1997	12	247	20.6
1996	11	318	28.9
1995	12	300	25.0
1994	11	295	26.8
1993	12	230	19.2
1992	11	232	21.1
1991	12	190	15.8
1990	11	332	30.2
1989	11	246	22.4
1988	12	190	15.8
1987*	12	195	16.3
1986	12	222	18.5
1985	12	214	17.8
1984	12	248	20.7
1983	12	265	22.1
1982	12	231	19.3
1981	12	197	16.4
1980	11	135	12.3
1979	11	256	23.3
1978	12	172	14.3
1977	11	196	17.8
1976	12	173	14.4
1975	12	243	20.3
1974	11	174	15.8
1973	11	199	18.1
1972	11	239	21.7
1971	10	243	24.3
1970	11	240	21.8
1969*	10	103	10.3
1968	10	246	24.6
1967	10	161	16.1
1966	10	127	12.7
1965	11	162	16.2
1964	10	145	14.5
1963	10	219	21.9
1962	10	139	13.9
1961	11	142	12.9
1960*	10	84	8.4
1959	10	150	15.0
1958	10	173	17.3
1957*	10	90	9.0
1956	10	122	12.2
1955*	11	74	7.4
1954**	9	40	4.4
1953	10	76	7.6
1952	9	55	6.1
1951	9	120	13.3
1950	9	96	10.7
1949	9	188	20.9
1948	10	235	23.5
1947	9	80	8.9
1946	11	117	10.6
1945	9	79	8.8

* = conference leader; ** = NCAA leader

RUSHING (Based on Yardage)

Year	Player	G	Att	Yds	Avg
2021	Zach Charbonnet	12	203	1,137	5.6
2020	Demetric Felton Jr.	6	132	668	5.1
2019	Joshua Kelley	11	229	1,060	4.6
2018	Joshua Kelley	11	225	1,243	5.5
2017	Bolu Olorunfunmi	12	117	565	4.8
2016	Soso Jamabo	12	82	321	3.9
2015	Paul Perkins	13	237	1,343	5.7
2014*	Paul Perkins	13	251	1,575	6.3
2013	Brett Hundley	13	160	748	4.7
2012	Johnathan Franklin	14	282	1,734	6.1
2011	Johnathan Franklin	14	166	976	5.9
2010	Johnathan Franklin	12	214	1,127	5.3
2009	Johnathan Franklin	13	126	566	4.5
2008	Kahlil Bell	10	141	397	2.8
2007	Kahlil Bell	8	142	795	5.6
2006	Chris Markey	13	227	1,107	4.9
2005	Maurice Jones-Drew	12	186	914	4.9
2004	Maurice Jones-Drew	11	160	1,007	6.3
2003	Maurice Jones-Drew	13	135	582	4.3
2002	Tyler Ebell	13	234	994	4.2
2001*	DeShaun Foster	8	216	1,109	5.1
2000	DeShaun Foster	11	269	1,037	3.9
1999	Keith Brown	8	98	421	4.3
1998	DeShaun Foster	11	126	673	5.3

1997	Skip Hicks	12	258	1,282	5.0
1996	Skip Hicks	11	224	1,034	4.6
1995*	Karim Abdul-Jabbar	11	296	1,571	5.3
1994	Karim Abdul-Jabbar	11	210	1,227	5.8
1993	Skip Hicks	9	100	563	5.6
1992	Kevin Williams	7	115	582	5.1
1991*	Kevin Williams	11	191	1,141	6.0
1990	Brian Brown	11	154	798	5.2
1989	Brian Brown	11	130	463	3.6
1988	Eric Ball	10	166	784	4.7
1987	Gaston Green	10	206	1,098	5.3
1986*	Gaston Green	11	253	1,405	5.6
1985	Gaston Green	8	158	712	4.5
1984	Danny Andrews	10	158	605	3.8
1983	Kevin Nelson	11	188	898	4.8
1982	Danny Andrews	12	97	482	5.0
1981	Kevin Nelson	10	195	883	4.5
1980	Freeman McNeil	9	203	1,105	5.4
1979	Freeman McNeil	10	271	1,396	5.2
1978	Theotis Brown	12	211	1,283	6.1
1977	James Owens	11	176	938	5.3
1976	Theotis Brown	12	200	1,092	5.5
1975	Wendell Tyler	12	208	1,388	6.7
1974	Russel Charles	11	132	763	5.8
1973*	Kermit Johnson	11	150	1,129	7.5
1972	Kermit Johnson	11	140	952	6.8
1971	Marv Kendricks	9	131	556	4.2
1970	Marv Kendricks	11	107	573	5.4
1969	Greg Jones	10	158	761	4.8
1968	Greg Jones	10	121	476	3.9
1967	Greg Jones	9	111	662	6.0
1966	Mel Farr	10	138	809	5.9
1965	Mel Farr	11	122	821	6.7
1964	Larry Zeno	10	113	325	2.9
1963	Jim Colletto	9	47	179	3.8
1962	Kermit Alexander	10	82	472	5.8
1961*	Mike Haffner	11	112	703	6.3
1960*	Bill Kilmer	10	163	803	4.9
1959	Ray Smith	10	132	417	3.4
1958	Ray Smith	na	79	307	3.9
1957	Chuck Kendall	9	98	388	4.0
1956	Barry Billington	10	106	396	3.7
1955*	Sam Brown	11	144	892	6.2
1954	Jim Decker	9	47	508	10.8
1953*	Paul Cameron	10	146	665	4.6
1952	Ted Narleski	8	96	206	2.1
1951	Paul Cameron	9	159	597	3.8
1950	Ted Narleski	9	88	407	4.6
1949	Cliff Schroeder	9	118	401	3.4
1948	Ernie Johnson	9	62	296	4.8
1947	Cal Rossi	9	66	455	6.9
1946	Gene Rowland	11	84	540	6.3
1945*	Cal Rossi	5	95	679	7.2
1944	Johnny Roesch	6	54	352	6.5
1943	Johnny Roesch	9	78	330	4.2
1942	Al Solari	11	152	526	3.5
1941	George Phillips	10	69	354	4.7
1940	Jackie Robinson	11	121	383	3.2
1939*	Kenny Washington	11	169	812	4.8
1938	Kenny Washington	11	147	573	3.7
1937	Kenny Washington	11	138	530	3.8
1936	Billy Bob Williams	10	106	423	3.9

* = conference leader

TOTAL OFFENSE (Based on Yardage)

Year	Player	Att	Yds
2021	Dorian Thompson-Robinson	413	3,018
2020	Dorian Thompson-Robinson	193	1,426
2019	Dorian Thompson-Robinson	480	2,899
2018	Wilton Speight	247	1,554
2017*	Josh Rosen	502	3,659
2016	Josh Rosen	253	1,843
2015	Josh Rosen	524	3,685
2014	Brett Hundley	551	3,799
2013	Brett Hundley	531	3,819
2012	Brett Hundley	638	4,095
2011	Kevin Prince	344	2,252
2010	Richard Brehaut	269	1,357
2009	Kevin Prince	376	2,229
2008	Kevin Craft	499	2,361
2007	Ben Olson	164	940
2006	Patrick Cowan	330	1,890
2005	Drew Olson	428	3,150
2004	Drew Olson	394	2,671
2003	Drew Olson	399	1,886
2002	Cory Paus	212	1,559
2001	Cory Paus	233	1,577
2000	Cory Paus	278	2,007
1999	Cory Paus	237	1,307
1998	Cade McNown	432	3,652
1997	Cade McNown	391	3,142
1996	Cade McNown	424	2,482
1995	Cade McNown	316	2,009
1994	Wayne Cook	364	2,356
1993	Wayne Cook	364	2,038
1992	John Barnes	139	881
1991	Tommy Maddox	420	2,652

1990*	Tommy Maddox	417	2,830
1989	Bret Johnson	316	1,802
1988	Troy Aikman	432	2,854
1987	Troy Aikman	352	2,440
1986	Matt Stevens	331	1,789
1985	David Norrie	268	1,823
1984	Steve Bono	312	1,580
1983	Rick Neuheisel	339	2,074
1982	Tom Ramsey	470	3,124
1981	Tom Ramsey	337	1,782
1980	Freeman McNeil	203	1,105
1979	Freeman McNeil	271	1,396
1978	Theotis Brown	211	1,283
1977	Rick Bashore	280	1,332
1976	Jeff Dankworth	275	1,681
1975	John Sciarra	343	2,100
1974	John Sciarra	183	1,235
1973	Kermit Johnson	150	1,129
1972	Mark Harmon	168	1,018
1971	Marv Kendricks	131	531
1970	Dennis Dummit	423	2,305
1969	Dennis Dummit	303	1,992
1968	Jim Nader	231	973
1967*	Gary Beban	301	1,586
1966*	Gary Beban	280	1,699
1965*	Gary Beban	326	2,073
1964	Larry Zeno	309	1,688
1963	Larry Zeno	258	1,209
1962	Larry Zeno	134	708
1961*	Bob Smith	214	966
1960*	Bill Kilmer	292	1,889
1959	Bill Kilmer	195	1,090
1958	Don Long	122	459
1957	Don Long	157	851
1956	Don Long	94	447
1955	Sam Brown	173	1,074
1954	Primo Villanueva	136	886
1953	Paul Cameron	252	1,143
1952	Paul Cameron	171	707
1951*	Paul Cameron	293	1,482
1950	Ted Narleski	138	750
1949	Ernie Johnson	196	958
1948	Ray Nagel	144	954
1947	Ben Reiges	89	507
1946*	Ernie Case	154	1,071
1945	Cal Rossi	95	679
1944*	Bob Waterfield	157	980
1943	Johnny Roesch	81	330
1942*	Bob Waterfield	166	1,177
1941	Bob Waterfield	149	780
1940	Jackie Robinson	218	827
1939*	Kenny Washington	262	1,394
1938	Kenny Washington	212	787
1937	Kenny Washington	210	1,025

* = conference leader based on average yds per game

PASSING (Based on Completions)

Year	Player	PC -PA	Pct	Yds	TD
2021	Dorian Thompson-Robinson	176-283	62.2	2,409	21
2020	Dorian Thompson-Robinson	90-138	65.2	1,120	12
2019	Dorian Thompson-Robinson	216-362	59.7	2,701	21
2018	Wilton Speight	126-208	60.6	1,527	6
2017*	Josh Rosen	283-452	62.6	3,756	26
2016	Josh Rosen	137-231	59.3	1,915	10
	Mike Fataul	135-259	52.1	1,602	12
2015	Josh Rosen	292-487	60.0	3,670	23
2014	Brett Hundley	271-392	69.1	3,155	22
2013	Brett Hundley	248-371	66.8	3,071	24
2012	Brett Hundley	318-478	66.5	3,740	29
2011	Kevin Prince	126-224	56.2	1,828	12
2010	Richard Brehaut	119-212	56.1	1,296	6
2009	Kevin Prince	173-308	56.2	2,050	8
2008	Kevin Craft	232-417	55.6	2,341	7
2007	Patrick Cowan	72-135	53.3	696	4
	Ben Olson	71-147	48.3	1,040	7
2006	Patrick Cowan	145-276	52.5	1,782	11
2005	Drew Olson	242-378	64.0	3,198	34

RECORDS

1985	David Norrie	136-214	63.6	1,819	10
1984	Steve Bono	136-245	55.5	1,576	9
1983	Rick Neuheisel	185-267	69.3	2,245	13
1982	Tom Ramsey	209-336	62.2	2,986	21
1981	Tom Ramsey	134-230	58.3	1,793	16
1980	Tom Ramsey	82-148	55.4	1,116	9
1979	Rick Bashore	60-122	48.2	964	8
1978	Rick Bashore	62-129	48.4	811	2
1977	Rick Bashore	74-149	49.7	1,015	9
1976	Jeff Dankworth	66-120	55.0	866	4
1975	John Sciarra	74-145	51.0	1,313	8
1974	John Sciarra	47-92	51.1	835	4
1973	John Sciarra	27-62	43.5	503	3
1972	Mark Harmon	30-70	43.0	574	6
1971	Mike Flores	51-111	45.8	671	1
1970	Dennis Dummit	175-344	51.0	2,393	14
1969	Dennis Dummit	114-208	54.8	1,963	15
1968	Jim Nader	72-163	44.2	1,008	7
1967*	Gary Beban	87-156	55.8	1,359	8
1966	Gary Beban	78-157	49.7	1,245	6
1965	Gary Beban	78-152	51.3	1,483	9
1964	Larry Zeno	97-196	49.5	1,363	13
1963	Larry Zeno	77-154	50.0	1,036	6
1962	Larry Zeno	25-62	40.3	458	2
	Carl Jones	25-54	45.5	412	2
1961	Bob Smith	16-33	48.5	305	1
1960	Bill Kilmer	64-129	49.5	1,086	8
1959	Bill Kilmer	41-101	40.6	702	7
1958	Don Long	36-64	56.3	395	4
1957	Don Long	35-56	62.5	479	4
1956	Doug Bradley	22-48	45.9	293	3
1955	Ronnie Knox	36-63	57.1	526	6
1954	Primo Villanueva	23-49	46.9	400	5
1953	Paul Cameron	39-106	36.8	478	7
1952	Paul Cameron	36-96	37.5	518	8
1951	Paul Cameron	66-134	49.2	885	10
1950	Ted Narleski	26-50	52.0	343	3
1949	Ernie Johnson	34-74	45.9	559	5
1948	Ray Nagel	59-117	50.4	969	5
1947	Ben Reiges	36-70	51.4	465	4
1946*	Ernie Case	53-119	44.5	1,033	11
1945	Ernie Case	29-86	33.7	522	5
1944*	Bob Waterfield	55-136	40.4	901	9
1943	Bob Andrews	22-90	24.4	353	2
1942*	Bob Waterfield	57-140	40.7	1,095	12
1941	Bob Waterfield	49-130	37.7	828	3
1940	Jackie Robinson	43-97	45.7	444	2
1939	Kenny Washington	38-92	40.9	582	7
1938	Kenny Washington	21-65	32.3	214	3
1937	Kenny Washington	34-72	47.2	495	3

* = conference leader based on average yds per game

QB PASSING EFFICIENCY

Year	Player	Rating
2021	Dorian Thompson-Robinson	153.9
2020	Dorian Thompson-Robinson	156.3
2019	Dorian Thompson-Robinson	134.9
2018	Wilton Speight	125.9
2017	Josh Rosen	146.9
2016	Josh Rosen	138.9
2015	Josh Rosen	134.3
2014	Brett Hundley	152.7
2013	Brett Hundley	153.7
2012	Brett Hundley	147.7
2011	Kevin Prince	135.3
2010	Richard Brehaut	110.2
2009	Kevin Prince	115.5
2008	Kevin Craft	98.7
2007	Ben Olson	115.3
2006	Patrick Cowan	113.4
2005	Drew Olson	161.6
2004	Drew Olson	132.4
2003	Drew Olson	111.3
2002	Cory Paus	145.8
2001	Cory Paus	132.8
2000	Cory Paus	145.7
1999	Cory Paus	107.8
1998	Cade McNown	156.9
1997	Cade McNown	168.6
1996	Cade McNown	115.2
1995	Cade McNown	113.1
1994	Wayne Cook	140.6
1993	Wayne Cook	132.5
1992	John Barnes	128.1
1991	Tommy Maddox	135.0
1990	Tommy Maddox	133.1
1989	Bret Johnson	122.6
1988	Troy Aikman	147.4
1987	Troy Aikman	157.6
1986	Matt Stevens	115.5
1985	David Norrie	141.0
1984	Steve Bono	110.6
1983	Rick Neuheisel	148.5
1982	Tom Ramsey	151.5
1981	Tom Ramsey	132.8

1980	Tom Ramsey	132.1
1979	Rick Bashore	122.0
1978	Rick Bashore	92.4
1977	Rick Bashore	117.4
1976	Jeff Dankworth	115.0
1975	John Sciarra	126.0
1974	John Sciarra	130.8
1973	John Sciarra	118.0
1972	Mark Harmon	120.0
1971	Mike Flores	85.3
1970	Dennis Dummit	111.7
1969	Dennis Dummit	148.3
1968	Jim Nader	98.0
1967	Gary Beban	136.9
1966	Gary Beban	116.2
1965	Gary Beban	144.9
1964	Larry Zeno	113.5
1963	Larry Zeno	107.7
1962	Carl Jones	122.6
1961	Mike Haffner	119.0
1960	Bill Kilmer	128.4
1959	Bill Kilmer	111.9
1958	Don Long	110.0
1957	Don Long	150.8
1956	Doug Bradley	101.1

RECEIVING (Based on Receptions)

Year	Player	Rec	Yds	TD
2021	Kyle Phillips	59	739	10
2020	Kyle Phillips	38	370	2
2019	Kyle Phillips	60	681	5
2018	Caleb Wilson	60	965	4
2017	Jordan Lasley	69	1,264	9
2016	Darren Andrews	55	709	4
2015	Jordan Payton	78	1,105	5
2014	Jordan Payton	67	954	7
2013	Shaquille Evans	47	709	9
2012	Shaquille Evans	60	877	3
2011	Nelson Rosario	64	1,161	5
2010	Taylor Embree	32	409	0
2009	Taylor Embree	45	608	2
2008	Terrence Austin	53	460	1
2007	Brandon Breazell	51	810	4
2006	Chris Markey	35	261	0
2005	Mercedes Lewis	58	741	10
2004	Craig Bragg	36	483	4
2003	Craig Bragg	73	1,065	5
2002	Craig Bragg	55	889	8
2001	Craig Bragg	29	408	2
2000	Freddie Mitchell	77	1,494	9
1999	Freddie Mitchell	38	533	0
1998	Danny Farmer	58	1,274	9
1997	Jim McElroy	47	988	10
1996	Danny Farmer	31	524	4
1995	Kevin Jordan	43	558	3
1994*	Kevin Jordan	73	1,228	7
1993	J.J. Stokes	82	1,181	17
1992	J.J. Stokes	41	728	7
1991*	Sean LaChapelle	73	1,056	11
1990	Reggie Moore	40	643	3
1989	Charles Arbuckle	33	309	1
1988	Mike Farr	66	700	0
1987	Willie Anderson	48	903	6
1986	Willie Anderson	36	675	4
1985	Karl Dorrell	39	565	1
1984	Mike Sherrard	43	729	4
1983	Mike Sherrard	48	709	2
1982	Cormac Carney	46	779	2
1981	Cormac Carney	29	539	5
1980	Cormac Carney	33	581	1
1979	Tim Wrightman	22	321	2
1978	Severn Reece	15	340	1
1977	Homer Butler	25	584	4
1976	Wally Henry	22	370	3
1975	Wally Henry	17	287	2
1974	Norm Andersen	27	480	3
1973	Norm Andersen	19	315	3
1972	Brad Lyman	13	211	3
1971	Terry Vernoy	21	281	1
1970	Rick Wilkes	43	595	2
1969	Gwen Cooper	38	734	9
1968	Ron Copeland	21	372	3
	Mike Garratt	21	243	3
1967	Dave Nuttall	37	612	5
1966	Harold Busby	29	474	4
1965	Kurt Altenberg	32	599	3
1964	Kurt Altenberg	31	428	6
	Mike Haffner	31	515	1
1963	Mel Profit	28	393	1
1962	Mel Profit	12	229	1
	Kermit Alexander	12	178	1
1961	Kermit Alexander	14	297	1
1960	Marv Luster	17	250	1
1959	Marv Luster	22	366	5
1958	Dick Wallen	19	211	3
1957	Dick Wallen	20	303	3
1956	Dick Wallen	23	308	2

1955	Chuck Holoway	10	184	3
	Pete O'Garro	10	66	1
1954	Ronnie Loudd	13	157	4
1953	Bill Stits	9	208	6
1952	Ike Jones	25	270	5
1951	Ernie Stockert	30	360	4
1950	Ernie Stockert	20	236	4
1949	Bob Wilkinson	27	556	10
1948	Bill Clements	16	332	1
1947	Bill Clements	13	300	4
1946*	Burr Baldwin	18	374	3
1945	Gene Rowland	8	226	3
1944*	Johnny Roesch	12	254	2
1943*	Dave Brown	16	302	1
1942*	Milt Smith	19	310	3
1941	Milt Smith	15	340	0
1940	Milt Smith	19	328	2
1939	Woody Strode	15	218	na
1938	Woody Strode	7	73	na

* = conference leader

PUNTING

Year	Player	No	Yds	Avg
2021	Luke Akers	34	1,464	43.1
2020	Luke Akers	24	1,034	43.1
2019	Wade Lees	49	2,100	42.9
2018*	Stefan Flintoft	56	2,565	45.8
2017	Stefan Flintoft	56	2,404	42.9
2016	Austin Kent	44	1,685	38.3
2015	Matt Mengel	54	2,166	40.1
2014	Matt Mengel	59	2,372	40.2
2013	Sean Covington	54	2,263	41.9
2012	Jeff Locke	77	3,337	43.3
2011	Jeff Locke	64	2,838	44.3
2010*	Jeff Locke	64	2,934	45.8
2009	Jeff Locke	70	3,054	43.6
2008	Aaron Perez	79	3,571	45.2
2007	Aaron Perez	91	3,853	42.3
2006	Aaron Perez	62	2,639	42.6
2005	Aaron Perez	54	2,157	39.9
2004	Chris Kluiwe	61	2,647	43.4
2003	Chris Kluiwe	91	3,908	42.9
2002	Nate Fikse	71	2,975	41.9
2001	Nate Fikse	53	2,342	44.2
2000	Nate Fikse	75	3,246	43.3
1999	Nate Fikse	68	2,857	42.0
1998	Chris Sailer	57	2,336	41.0
1997	Chris Sailer	59	2,543	43.1
1996	Chris Sailer	66	2,743	41.6
1995	Chris Sailer	59	2,498	42.3
1994	Darren Schager	53	2,342	44.2
1993	Darren Schager	66	2,755	41.7
1992	Darren Schager	74	3,100	41.9
1991	Darren Schager	27	1,065	39.4
1990	Courtney Keyler	51	2,044	40.1
1989	Kirk Maggio	45	2,036	45.2
1988	Harold Barkate	35	1,477	42.2
1987	Harold Barkate	41	1,711	41.7
1986	Harold Barkate	52	2,204	42.4
1985	Ted Henderson	48	1,824	38.0
1984	Kevin Buenafe	65	2,806	43.2
1983	Kevin Buenafe	37	1,559	42.1
1982	Kevin Buenafe	59	2,401	40.7
1981	Kevin Buenafe	71	3,000	42.3
1980	Matt McFarland	51	2,045	40.1
1979	Matt McFarland	44	1,593	36.2
1978	Matt McFarland	80	3,130	39.1
1977	Frank Corral	27	995	36.9
1976	Frank Corral	44	1,939	44.1
1975	John Sullivan	25	944	37.8
1974	John Sullivan	33	1,264	38.3
1973	Mike Fryer	22	891	40.5
1972	Bruce Barnes	48	2,080	43.3
1971	Bruce Barnes	61	2,539	41.6
1970	Bruce Barnes	70	2,859	40.8
1969	Zenon Andrusyshyn	47	1,978	42.1
1968	Zenon Andrusyshyn	55	2,318	42.1
1967	Zenon Andrusyshyn	34	1,502	44.2
1966	Larry Cox	40	1,432	35.8
1965	Larry Cox	64	2,520	39.4
1964	Larry Cox	39	1,403	36.0
1963	Tom Bennett	31	1,179	38.0
1962	Tim Jackert	29	1,055	36.4
1961	Keith Jensen	47	1,763	37.5
1960*	Bill Kilmer	35	1,480	42.3
1959*	Bill Kilmer			

RECORDS

1947	Ben Reiges	42	1,568	37.3
1946	Ben Reiges	25	944	37.8
1945	Jack Porter	39	1,373	35.2
1944*	Bob Waterfield	60	2,537	42.3
1943*	Don Malmberg	69	2,419	35.1
1942*	Bob Waterfield	74	2,809	38.0
1941	Bob Waterfield	49	1,857	37.9
1940	Noah Curti	28	1,143	40.8
1939	Izzy Cantor	21	768	36.6
1938	Bill Overlin	36	1,217	33.8
1937	Walt Schell	23	864	37.5
1936	Fred Funk	69	2,606	37.8
1935	Fred Funk	67	2,618	39.1

* = conference leader

SCORING

Year	Player	Pts
2021	Nicholas Barr-Mira	94
2020	Demetric Felton Jr., Nicholas Barr-Mira	48
2019	Joshua Kelley	78
2018	JJ Molson	77
2017	JJ Molson	100
2016	JJ Molson	63
2015	Ka'imi Fairbairn	107
2014	Ka'imi Fairbairn	101
2013	Ka'imi Fairbairn	101
2012	Ka'imi Fairbairn	104
2011	Derrick Coleman	66
2010	Kai Forbath	66
2009	Kai Forbath	108
2008	Kai Forbath	78
2007	Kai Forbath	105
2006*	Justin Medlock	113
2005	Maurice Drew	120
2004	Justin Medlock	87
2003	Justin Medlock	68
2002	Tyler Ebell	60
2001*	DeShaun Foster	78
2000	DeShaun Foster	78
1999	Chris Griffith	64
1998	Chris Sailer	104
1997*	Skip Hicks	156
1996	Skip Hicks	120
1995	Karim Abdul-Jabbar	82
1994	Bjorn Merten	60
1993*	J.J. Stokes	102
1992	Louis Perez	63
1991	Louis Perez	80
1990	Brad Daluiso	71
1989	Alfredo Velasco	63
1988*	Alfredo Velasco	94
1987*	Alfredo Velasco	108
1986	Gaston Green	102
1985*	John Lee	105
1984*	John Lee	117
1983	John Lee	81
1982	John Lee	87
1981	Norm Johnson	76
1980	Freeman McNeil	66
1979	Peter Boormeester	69
1978	Peter Boormeester	75
1977	Frank Corral	54
1976	Theotis Brown	78
1975	John Sciarra	84
1974	Brett White	54
1973*	Kermit Johnson	96
1972	Efren Herrera	63
1971	Efren Herrera	46
1970	Randy Tyler, Marv Kendricks	40
1969	Greg Jones	60
1968	Greg Jones	28
1967*	Gary Beban	66
1966	Gary Beban	64
1965	Gary Beban	64
1964	Kurt Altenberg	86
1963	Byron Nelson	36
1962	Kermit Alexander	45
1961*	Bob Smith	85
1960	Bill Kilmer	52
1959	Ray Smith	36
1958	Dick Wallen	18
1957	Don Long	48
1956	Don Long, Kirk Wilson	19
1955	Sam Brown	69
1954*	Bob Davenport	66
1953*	Paul Cameron	78
1952	Pete Dailey	36
1951	Paul Cameron	30
1950	Ted Narleski	36
1949	Bob Wilkinson	60
1948	Bob Watson	27
1947	Johnny Roesch, Bill Clements	24
1946	Ernie Johnson	42
1945	Cal Rossi	30
1944	Johnny Roesch	54
1943	Jack Boyd	18
1942*	Ken Snelling	45

1941	Leo Cantor, Clarence Mackey	18
	George Phillips, Ken Snelling	18
1940	Jackie Robinson	36
1939	Kenny Washington	30
1938	Kenny Washington	60

* = conference leader

PUNT RETURNS

Year	Player	No	Yds	Avg
2021	Kyle Phillips	9	203	22.6
2020	Kyle Phillips	6	77	12.8
2019	Kyle Phillips	8	180	22.5
2018	Adarius Pickett	5	46	9.2
2017	Adarius Pickett	10	72	7.2
2016	Ishmael Adams	16	60	3.8
2015	Devin Fuller	12	141	11.8
2014	Ishmael Adams	21	193	9.2
2013	Shaq Evans	17	115	6.8
2012	Steven Manfro	15	132	8.8
2011	Taylor Embree	12	57	4.8
2010	Taylor Embree	15	104	6.9
2009	Terrence Austin	33	302	9.2
2008	Terrence Austin	23	219	9.5
2007	Terrence Austin	31	311	10.0
2006	Terrence Austin	8	110	13.8
	Ryan Graves	8	63	7.9
2005*	Maurice Drew	15	427	28.5
2004	Craig Bragg	19	285	15.0
	Maurice Drew	10	152	15.2
2003	Craig Bragg	38	302	7.9
2002	Tyler Ebell	24	273	11.4
*	Craig Bragg	16	256	16.0
2001	Ricky Manning, Jr.	16	53	3.3
2000	Ricky Manning, Jr.	18	120	6.7
1999	Ryan Roques	13	90	6.9
	Ricky Manning, Jr.	10	102	10.2
1998	Ryan Roques	21	267	12.7
1997	Eric Scott	23	247	10.7
1996	Paul Guidry	23	155	6.7
1995*	Paul Guidry	25	377	15.1
1994	Paul Guidry	13	76	5.8
1993	Paul Guidry	29	303	10.4
1992	Sean LaChapelle	15	136	9.1
1991	Chad LaRose	16	102	6.4
1990	Scott Miller	14	112	8.0
1989	Mike Farr	13	28	2.2
1988*	Darryl Henley	23	282	12.3
1987	Darryl Henley	24	270	11.3
1986	Darryl Henley	18	90	5.0
1985	Gifford Irvine	23	131	5.7
1984	Ron Pitts	20	138	6.9
1983	Lupe Sanchez	21	128	6.1
1982	Lupe Sanchez	28	226	8.1
1981	Tom Sullivan	19	152	8.0
1980	Kenny Easley	10	76	7.6
	Tom Sullivan	10	43	4.3
1979	Kenny Easley	27	336	12.4
1978	Kenny Easley	7	41	5.9
1977	Michael Coulter	10	15	1.5
1976	Severn Reece	24	188	7.8
*	Michael Coulter	14	179	12.7
1975	Jeff Dankworth	17	108	6.4
1974	Kent Pearce	9	26	2.9
1973	John Sciarra	15	188	12.5
1972	John Sciarra	22	265	12.1
1971	Ron Carver	25	190	7.6
1970	Ron Carver	21	124	5.9
1969	Ron Carver	33	292	8.9
1968	Mark Gustafson	17	143	8.4
1967	Mark Gustafson	18	249	13.8
1966	Ray Armstrong	20	232	11.6
1965	Tim McAteer	30	200	6.7
1964	Tim McAteer	8	51	6.4
1963	John White	20	88	4.4
1962	Ezell Singleton	12	82	6.8
1961	Ezell Singleton	16	136	8.5
	Kermit Alexander	8	137	17.1
1960	Ezell Singleton	7	41	5.9
1959	Bob Smith	8	72	9.0
1958	Phil Parslow	13	74	5.7
1957	Bill Mason	9	84	9.3
1956	Lou Elias	19	143	7.4
1955	Sam Brown	11	152	13.8
1954	Primo Villanueva	12	106	8.8
	Sam Brown	10	262	26.2
1953	Paul Cameron	23	302	13.1
1952	Joe Sabol	21	183	8.7
1951	Pete Dailey	22	299	13.6
1950	Joe Sabol	18	194	10.8
1949	Ernie Johnson	10	137	13.7
1948	Howard Hansen	10	115	11.5
1947	Al Hoisch	9	89	9.9
	Ernie Johnson	8	105	13.1
1946	Gene Rowland	20	138	6.9
	Ernie Johnson	19	309	16.3
1945	Brooks Biddle	11	72	6.5
	Jack Boyd	7	95	13.6

1944	Vic Smith	16	144	9.0
	Johnny Roesch	6	160	26.7
1943	Jack Boyd	10	92	9.2
1942	Al Solari	19	220	11.6
1941	Ted Forbes	20	302	15.1
1940	Jackie Robinson	19	399	21.0
1939	Jackie Robinson	18	295	16.5

* = conference leader

KICKOFF RETURNS

Year	Player	No	Yds	Avg
2021	Kazmeir Allen	21	612	29.1
2020	Demetric Felton Jr.	8	168	21.0
2019	Demetric Felton Jr.	13	338	26.0
2018	Demetric Felton Jr.	5	105	21.0
	Darnay Holmes	4	143	35.8
2017	Darnay Holmes	33	715	21.7
2016	Ishmael Adams	32	734	22.9
2015	Devin Fuller	17	411	24.2
2014	Ishmael Adams	26	591	22.7
2013	Steven Manfro	18	446	24.8
2012	Damien Thigpen	14	376	26.9
2011	Josh Smith	49	1,123	23.1
2010	Josh Smith	32	723	22.6
2009	Terrence Austin	43	1,036	24.1
2008	Terrence Austin	46	1,109	24.1
2007*	Matthew Slater	34	986	29.0
2006	Derrick Williams	13	340	26.2
2005	Chris Markey	17	383	22.5
2004	Chris Markey	18	399	22.2
2003	Maurice Jones-Drew	20	533	26.6
2002	Tab Perry	25	626	25.0
2001	Craig Bragg	10	186	18.6
2000	Tab Perry	29	598	20.6
	Mike Vanis	7	173	24.7
1999	Lovell Houston	18	435	24.2
1998	Ryan Roques	14	381	27.2
1997	Jermaine Lewis	14	294	21.0
1996	Jim McElroy	15	377	25.1
1995	Jim McElroy	24	595	24.8
1994	Derek Ayers	15	298	19.9
	Jim McElroy	9	186	20.7
1993	Derek Ayers	10	182	18.2
	Andy Colbert	6	123	20.5
1992	Ricky Davis	19	358	18.8
1991	Ricky Davis	14	285	20.4
	Shawn Wills	5	108	21.6
1990	Brian Brown	22	456	20.7
	Shawn Wills	14	310	22.1
1989	Brian Brown	22	465	21.1
	Kevin Williams	12	261	21.8
1988	Shawn Wills	18	361	20.1
1987	Brian Brown	15	341	22.7
1986	Darryl Henley	22	488	22.2
1985	Darryl Henley	6	140	23.3
1984	Paco Craig	7	105	15.0
	Gaston Green	6	138	23.0
1983	Karl Dorrell	8	164	20.5
1982	Dokie Williams	18	449	24.9
1981	Jojo Townsell	14	290	20.7
1980	Cormac Carney	13	287	22.1
1979	Kenny Easley	14	337	24.1
1978*	Theotis Brown	17	447	26.3
1977	James Owens	14	234	16.7
1976	Wally Henry	20	386	19.3
	*Theotis Brown	8	204	25.5
1975	Wally Henry	22	489	22.2
1974	Greg Williams	17	419	24.6
1973	Kermit Johnson	11	317	28.8
1972	John Sciarra	17	375	22.0
1971	Kermit Johnson	11	217	19.8
	Ron Carver	11	201	18.3
1970	Ron Carver	21	434	20.7
1969	Mickey Cureton	10	248	24.8
	Ron Carver	8	255	31.9
1968	Greg Jones	19	478	25.2
1967	Bill Bolden	14	278	19.8
1966	Ray Armstrong	11	267	24.3
1965	Bob Stiles	13	274	21.1
1964	Tim McAteer	20	388	19.4
1963	John White	12	221	18.4
	Byron Nelson	11	280	25.5
1962	Kermit Alexander	12	313	26.1
1961	Kermit Alexander	9	188	20.9
1960	Gene Gaines	9	231	25.7
	Jimmy Johnson	9	230	25.6
1959	Gene Gaines	8	188	23.5
1958	Phil Parslow	6	115	19.2
1957	Bill Mason	5	107	21.4
1956	Lou Elias	10	210	21.0
1955	Sam Brown	9	200	22.2
1954	Primo Villanueva	4	80	20.0
1953	Paul Cameron	9	182	20.2
1952	Bill Stits	7	142	20.3
1951	Pete Dailey	7	168	24.0
	Ted Narleski	7	107	15.3
1950	Ted Narleski	14	348	24.8

RECORDS

1949	Ernie Johnson	17	383	22.6
1948	Ernie Johnson	12	292	24.3
1947	Al Hoisch	5	138	27.6
1946	Al Hoisch	6	249	41.5
1945	Cal Rossi	3	57	19.0
	Jack Porter	3	50	16.7
	Ernie Case	2	61	30.5
1944	Jack Boyd	6	111	18.5
	Cal Rossi	4	127	31.8
1943	Merle Campbell	6	120	20.0
	Will Beling	6	118	19.7
	Bob Andrews	6	110	18.3
	Jack Boyd	6	108	18.0
	Troy Horton	6	89	14.8
1942	Al Solari	12	292	24.3
1941	Ted Forbes	10	223	22.3
1940	Ted Forbes	9	225	25.0

* = conference leader

ALL-PURPOSE YARDAGE

Year	Player	Rush	Rec	Pret	Kret	Total
2021	Zach Charbonnet	1,137	197	0	0	1,334
2020	Demetric Felton Jr.	668	159	0	168	995
2019	Demetric Felton Jr.	331	594	0	338	1,263
2018	Joshua Kelley	1,243	193	0	0	1,436
2017	Jordan Lasley	-6	1,264	0	58	1,316
2016	Ishmael Adams	30	178	60	734	1,002
2015	Paul Perkins	1,343	242	0	0	1,585
2014	Paul Perkins	1,575	201	0	0	1,776
2013	Paul Perkins	573	296	6	0	875
2012	Johnathan Franklin	1,734	323	0	5	2,062
2011	Josh Smith	26	243	0	1,132	1,401
2010	Johathan Franklin	1,127	63	0	0	1,190
2009	Terrence Austin	25	455	302	1,036	1,818
2008	Terrence Austin	90	460	219	1,109	1,878
2007	Matthew Slater	0	0	0	986	986
2006	Chris Markey	1,107	261	9	0	1,377
2005	M. Jones-Drew	914	453	427	69	1,863
2004	M. Jones-Drew	1,007	262	152	185	1,606
2003	Craig Bragg	0	1,065	302	21	1,388
2002	Tyler Ebell	994	72	273	43	1,382
2001*	DeShaun Foster	1,109	129	0	0	1,238
2000	Freddie Mitchell	-1	1,494	0	0	1,493
1999	Freddie Mitchell	37	533	28	122	720
1998	Danny Farmer	40	1,274	0	0	1,314
1997	Skip Hicks	1,282	389	0	0	1,671
1996	Skip Hicks	1,034	283	0	0	1,317
1995	K. Abdul-Jabbar	1,571	188	0	0	1,759
1994	K. Abdul-Jabbar	1,227	118	0	0	1,345
1993	J.J. Stokes	0	1,181	0	0	1,181
1992	J.J. Stokes	0	728	0	0	728
1991	Kevin Williams	1,141	143	0	0	1,284
1990	Brian Brown	798	104	0	456	1,358
1989	Brian Brown	463	108	0	465	1,036
1988	Shawn Willis	622	41	0	361	1,024
1987	Gaston Green	1,098	106	0	69	1,273
1986	Gaston Green	1,405	70	0	0	1,475
1985	Gaston Green	712	34	0	0	746
1984	Danny Andrews	605	185	0	0	790
1983	Kevin Nelson	898	192	0	117	1,207
1982	JoJo Townsell	93	718	0	315	1,126
1981	Kevin Nelson	883	64	0	0	947
1980	Freeman McNeil	1,105	161	0	0	1,266
1979	Freeman McNeil	1,396	140	0	0	1,536
1978	Theotis Brown	1,283	74	0	447	1,804
1977	James Owens	938	146	0	234	1,318
1976	Theotis Brown	1,092	92	0	223	1,407
1975	Wendell Tyler	1,388	0	0	0	1,388
1974	Russel Charles	763	5	0	120	888
1973	Kermit Johnson	1,129	0	0	317	1,446
1972	Kermit Johnson	952	36	0	39	1,027
1971	Kermit Johnson	414	11	0	217	642
1970	Arthur Sims	463	47	0	189	699
1969	Mickey Cureton	721	43	40	248	1,052
1968	Greg Jones	497	150	0	478	1,125
1967	Greg Jones	662	119	39	0	820
1966	Mel Farr	809	225	0	77	1,111
1965	Mel Farr	821	180	0	63	1,064
1964	Mike Haffner	31	515	28	27	601
1963	Byron Nelson	114	291	16	280	701
1962	Kermit Alexander	472	178	26	313	989
1961	Mike Haffner	696	0	13	27	736
1960	Bill Kilmer	803	0	0	0	803

* = conference leader

BLOCKED KICKS

Year	Player	No.
2020	Jay Shaw, Quentin Lake	1
2019	none	0
2018	none	0
2017	Adarius Pickett	1
2016	Rick Wade, DeChaun Holiday	1
2015	Takkarist McKinley	1
2014	Ishmael Adams	1
2013	E. Kendricks, M. Jack, C. Marsh, K. Orjioke	1
2012	Datone Jones, Cassius Marsh	2
2011	Sheldon Price	2

2010	Dalton Hilliard	1
2009	Jerzy Siewierski	3
2008	A. Ayers, B. Price, R. Stokes, S. Westgate	1
2007	Kevin Brown, Corey Bosworth	1
2006	Will Peddie	1
2005	B. Harwell, E. McNeal, N. Dragovic	2
2004	Chris Horton	2
2003	Spencer Havner	2
2002	Spencer Havner	3
2001	R. Thomas, R. Leisle, J. Stephens	2
2000	none	0
1999	Ryan Nece, Audie Attar	1
1998	Tod McBride	2
1997	Larry Atkins	2
1996	Travis Kirschke, Eric Scott	1
1995	Grady Stretz, DuVal Hicks	1
1994	none	0
1993	Derek Ayers	1
1992	Sale Isaia	1
1991	Michael Williams	1
1990	none	0
1989	none	0
1988	Chance Johnson, Doug Kline	1
1987	none	0
1986	Carnell Lake, Randy Beverly	1
1985	Chuckie Miller, Eric Smith, Darryl Henley	1

INTERCEPTIONS

Year	Player	No.
2021	Quentin Lake, Jay Shaw	3
2020	Stephan Blaylock, Elijah Gates, Jay Shaw	2
2019	Darnay Holmes	2
2018	Darnay Holmes	3
2017	Darnay Holmes	3
2016	Randall Goforth	4
2015	Ishmael Adams, Randall Goforth, Jaleel Wadood	2
2014	Eric Kendricks	3
2013	Ishmael Adams	4
2012	Andrew Abbott, Sheldon Price	4
2011*	Andrew Abbott	4
2010	Aaron Hester	3
2009*	Rahim Moore	10
2008	Rahim Moore, Michael Norris	3
2007	Trey Brown	5
2006	Trey Brown	4
2005	Spencer Havner	3
2004	Jarrad Page, Matthew Clark	3
2003	Justin London, Spencer Havner, Jarrad Page, Rodney Leisle	3
2002	Ricky Manning, Jr., Ben Emanuel II	4
2001	Matt Ware	5
2000	Ricky Manning, Jr.	4
1999	Ryan Roques	4
1998	Larry Atkins, Ryan Roques	4
1997*	Larry Atkins	6
1996	Kusanti Abdul-Salaam	4
1995	Paul Guidry, Teddy Lawrence, Javelin Guidry	2
1994	Abdul McCullough, Donnie Edwards	3
1993*	Marvin Goodwin	7
1992	Carlton Gray	2
1991*	Carlton Gray	11
1990	Eric Turner	5
1989	Eric Turner	3
1988*	Marcus Turner	5
1987	Marcus Turner	4
1986	Craig Rutledge	6
1985	James Washington	5
1984	James Washington, Craig Rutledge	5
1983	Don Rogers	7
1982	Lupe Sanchez	5
1981*	Tom Sullivan	6
1980	Jimmy Turner	5
1979	Kenny Easley	4
1978	Kenny Easley	7
1977*	Kenny Easley	6
1976	Michael Coulter, Levi Armstrong, Harold Hardin	4
1975	Barney Person	5
1974	Kent Pearce	4
1973	John Nanoski	6
1972	Jimmy Allen	6
1971	Ron Carver, Rob Scribner	3
1970	Reynaud Moore	4
1969*	Ron Carver	6
1968	Dennis Spurling	5
1967*	Sandy Green	6
1966	Andy Herrera, Don Manning	5
1965*	Bob Stiles	9
1964	Jim Miller	4
1963	Bob Richardson, Kurt Altenberg	2
1962	Ezell Singleton	2
1961	Bob Smith, Ezell Singleton, Andy Von Zonn	2
1960	Ezell Singleton, Gene Gaines, Earl Smith	2
1959	Dean Moore, Trusse Norris	2
1958*	Phil Parslow, John Brown	3
1957*	Kirk Wilson, Dick Wallen	1
1956	Five players with	4
1955	John Herman	3
1954	Bruce Ballard	4

1953	Paul Cameron	4
1952	Bill Stits	8
1951	Bill Stits	5
1950	Joe Sabol	5
1949	Ray Nagel	3
1948	Howard Hansen	3
1947	Cal Rossi, Ben Reiges	3
1946	Ernie Johnson, Ben Reiges	6
1945	Bill Stammer, Jack Porter	3
1944	Bob Waterfield	4
1943	Dean Witt, Mike Marienthal, Don Paul	2
1942*	Bob Waterfield	7

* = conference leader

INTERCEPTION YARDS

Year	Player	Yds
2021	Quentin Lake	23
2020	Jay Shaw	60
2019	Jay Shaw	66
2018	Adarius Pickett	34
2017	Darnay Holmes	30
2016	Randall Goforth	89
2015	Ishmael Adams	109
2014	Ishmael Adams	115
2013	Myles Jack	67
2012	Tevin McDonald	50
2011	Andrew Abbott	37
2010	Akeem Ayers	90
2009	Alterraun Verner	158
2008	Michael Norris	44
2007	Dennis Keyes	111
2006	Alterraun Verner	123
2005	Spencer Havner	37
2004	Spencer Havner	73
2003	Spencer Havner	127
2002	Ben Emanuel II	77
2001	Matt Ware	56
2000	Ricky Manning, Jr.	84
1999	Ricky Manning, Jr.	63
1998	Ryan Roques	79
1997	Larry Atkins	154
1996	Abdul McCullough	62
1995	Ted Nwoke	12
1994	Abdul McCullough	109
1993	Marvin Goodwin	136
1992	Othello Henderson	18
1991	Carlton Gray	132
1990	Eric Turner	59
1989	Carlton Gray	78
1988	Marcus Turner	94
1987	Eric Turner	162
1986	Craig Rutledge	104
1985	James Washington	90
1984	James Washington	103
1983	Don Rogers	81
1982	Blanchard Montgomery	76
1981	Tom Sullivan	28
1980	Kenny Easley	63
1979	Lupe Sanchez	22
1978	Brian Baggott	123
1977	Jerry Robinson	95
1976	Jerry Robinson	141
1975	Barney Person	52
1974	Greg Williams	49
1973	James Bright	138
1972	Allan Ellis	116
1971	James Bright	34
1970	Ron Carver	85
1969	Ron Carver	97
1968	Scott Hooks	40
1967	Sandy Green	73
1966	Dallas Grider	73
1965	Bob Stiles	125
1964	Bob Richardson	25
1963	Steve Butler	86
1962	Ezell Singleton	57
1961	Bob Smith	51
1960	Bob Smith	44
1959	Dean Moore	37
1958	Phil Parslow	117
1957	Kirk Wilson	74
1956	Pat Pinkston	76
1955	Bob Bergdahl	72
1954	Jim Decker	91
1953	Don Stalwick	70
1952	Bill Stits	235
1951	Bill Stits	68
1950	Joe Sabol	92
1949	Ray Nagel	54
1948	Les Steiner	47
1947	Cal Rossi	46
1946	Ernie Johnson	58
1945	Bill Stammer	65
1944	Johnny Roesch	70
1943	Dean Witt	21
1942	Everett Riddle	106

RECORDS

TACKLES

Year	Player	G	No.
2021	Qwuantrezz Knight, db	12	66
2020	Caleb Johnson, lb	7	44
2019	Stephan Blaylock, s	12	86
2018	Adarius Pickett, s	12	123
2017	Kenny Young, lb	13	110
2016*	Jayon Brown, lb	12	119
2015	Jayon Brown, lb	12	93
2014	Eric Kendricks, lb	13	149
2013	Eric Kendricks, lb	11	106
2012*	Eric Kendricks, lb	14	150
2011	Patrick Larimore, lb	13	81
2010	Tony Dye, s	12	96
2009	Reggie Carter, lb	13	79
2008	Reggie Carter, lb	12	83
2007	Dennis Keyes, s	13	115
2006	Chris Horton, s	13	95
2005	Spencer Havner, lb	12	99
2004*	Spencer Havner, lb	11	125
2003*	Brandon Chillar, lb	13	133
2002	Marcus Reese, lb	13	103
2001*	Robert Thomas, lb	11	111
2000	Robert Thomas, lb	12	88
1999	Joey Strycula, s	11	69
1998	Larry Atkins, s	12	94
1997	Shaun Williams, s	10	68
	Brian Wilmer, lb	12	68
1996	Brian Wilmer, lb	11	102
1995	Abdul McCullough, lb	12	100
1994	Donnie Edwards, lb	11	106
1993	Marvin Goodman, s	12	83
1992	Othello Henderson, s	11	90
1991	Matt Darby, s	11	85
1990	Eric Turner, s	11	93
1989	Craig Davis, lb		143
1988	Chance Johnson, lb		110
1987	Ken Norton, lb		125
1986	Ken Norton, lb		106
1985	James Washington, s		109
1984	James Washington, s		119
1983	Don Rogers, s		143
1982	Don Rogers, s		124
1981	Don Rogers, s		133
1980	Avon Riley, lb		112
1979	Arthur Akers, lb		88
1978	Jerry Robinson, lb		161
1977	Jerry Robinson, lb		147
1976	Jerry Robinson, lb		159
1975	Terry Tautolo, lb		120

*= conference leader based on average per game

SACKS

Year	Player	No.
2021	Bo Calvert, lb	4.0
2020	Caleb Johnson, lb	5.5
2019	Josh Woods, lb	4.5
2018	Keisean Lucier-South, lb	4.0
2017	Jacob Tuioti-Mariner, dl	7.5
2016	Takkarist McKinley, dl	10.0
2015	Aaron Wallace, lb	7.0
2014	Deon Hollins, lb	9.0
2013	Anthony Barr, lb	10.0
2012*	Anthony Barr, lb	13.5
2011	Datone Jones, dl	3.0
2010	Akeem Ayers, lb; Sean Westgate, lb	4.0
2009	Brian Price, dl	7.0
2008	Korey Bosworth, lb	7.5
2007*	Bruce Davis, dl	12.0
2006*	Bruce Davis, dl; Justin Hickman, dl	12.5
2005	Justin Hickman, dl	5.5
2004	Kevin Brown, dl; Spencer Havner, lb	8.5
2003*	Dave Ball, dl	16.5
2002	Dave Ball, dl	11.0
2001	Kenyon Coleman, dl	9.0
2000	Marcus Reese, lb	4.0
1999	Santi Hall, lb	4.0
1998	Brendon Ayanbadejo, lb	9.0
1997	Weldon Forde, dl	6.0
1996	Weldon Forde, dl	6.0
1995	George Kase, dl	5.0
1994	Donnie Edwards, lb	12.5
1993	Jamir Miller, lb	12.5
1992	Jamir Miller, lb	11.0
1991	Arnold Aie, dl; Jamir Miller, lb	5.0
1990	Roman Phifer, lb	3.0
1989	Marcus Patton, lb	11.0
1988	Carnell Lake, lb; Jim Wahler, dl	5.5
1987*	Carnell Lake, lb	13.0
1986	Eric Smith, lb	11.0
1985	Terry Tumey, dl; Mark Walen, dl	9.0
1984	Neal Dellocono, lb	9.0
1983	Jeff Chaffin, dl; Doug West, lb	7.0
1982	Neal Dellocono, lb	6.0
1981	Karl Morgan, dl; Martin Moss, dl	6.0
	Brad Plemmons, lb	6.0
1980	Irv Eatman, dl	8.0

1979	Martin Moss, dl	4.0
1978	Don Hopwood, dl	8.0
1977	Dave Morton, lb	5.0
1976	Manu Tuiaosopo, dl	9.0
1975	Frank Stephens, lb	8.0

* = conference leader based on average per game

FUMBLES CAUSED

Year	Player	No.
2021	Mitchell Agude	4
2020	Mitchell Agude	3
2019	Stephan Blaylock	2
2018	Keisean Lucier-South, Darnay Holmes	2
2017	J. Wadood, N. Meadors, K. Lucier-South, M. Moore, M. Johnson, O. Odighizuwa	1
2016	Takkarist McKinley	3
2015	Takkarist McKinley, Kenny Young	2
2014	E. Kendricks, E. Vanderdoes, D. Hollins	1
	E. McCarthy, M. Rios, T. McKinley	1
2013	Anthony Barr	5
2012	Anthony Barr	4
2011	P. Larimore, T. McDonald, G. Love, D. Riley	1
2010	Pat Larimore	3
2009	Akeem Ayers	4
2008	Reggie Carter	3
2007	Bruce Davis, Matthew Slater, Brian Price	2
2006	Bruce Davis, Dennis Keyes	3
2005	Jarrad Page, Dennis Keyes, Marcus Cassel	2
2004	Jarrad Page	2
2003	Dave Ball	5
2002	Spencer Havner	3
2001	Robert Thomas, Rodney Leisle, Jason Stephens	2
2000	Robert Thomas	6
1999	Santi Hall	2
1998	Marques Anderson	4
1997	Danjuan Magee	4
1996	B. Wilmer, P. Ward, A. McCullough, D. Magee, K. Abdul-Salaam, J. Ruckman G. Thompkins, M. Wiley	1
1995	Tommy Bennett	4
1994	Rod Smalley	3
1993	Donnie Edwards	6
1992	Donnie Edwards	3
1991	Jamir Miller	3
1990	Eric Turner, Matt Darby, Meech Shaw	1
	Rocen Keeton, Matt Chalenski	5
1989	Craig Davis	1
1988	Stacy Argo, Bryan Wilcox	2
1987	Carnell Lake, Jim Wahler	3
1986	Terry Tumey	3
1985	J. Washington, S. Jarecki, C. Miller	3
1984	Neal Dellocono, Terry Tumey	3
1983	D. Rogers, R. Pitts, J. Chaffin, C. Block	2
1982	Neal Dellocono, Eugene Leoni	2
1981	Tom Sullivan	5
1980	Kenny Easley, Larry Hall, Irv Eatman	2
1979	Kenny Easley	3
1978	Kenny Easley	4
1977	Jerry Robinson	4
1976	Jerry Robinson, Frank Stephens	3
1975	Terry Tautolo, Dale Curry	4

FUMBLES RECOVERED

Year	Player	No.
2021	Jordan Genmark Heath	2
2020	Caleb Johnson, Qwuantrezz Knight	1
2019	Josh Woods, Elijah Gates	2
2018	Keisean Lucier-South	2
2017	Jacob Tuioti-Mariner	2
2016	Kenny Young	3
2015	Deon Hollins	2
2014	E. Kendricks, K. Clark, E. Vanderdoes, R. Goforth, T. Lagace	1
2013	Anthony Barr	4
2012	Eric Kendricks, Cassius Marsh	3
2011	Isaiah Bowens	2
2010	Akeem Ayers	2
2009	Akeem Ayers, Jerzy Siewierski	2
2008	Korey Bosworth	3
2007	Tom Blake	4
2006	Bruce Davis, Chase Moline	2
2005	Spencer Havner, William Sneed	2
2004	Marcus Cassel	2
2003	B. Chillar, B. Emanuel, J. Page, R. Leisle, D. Link	2
2002	Brandon Chillar	3
2001	Ryan Nece	3
2000	Marques Anderson	4
1999	R. Nece, T. White, K. Coleman, R. Roques K. Kocher, M. Reese, A. Abdul Azziz, J. Williams, B. Pieper, A. Attar, P. Nelson	1
1998	Larry Atkins	5
1997	S. Williams, L. Atkins, K. Coleman	3
1996	B. Wilmer, T. Kirschke, J. Guidry, K. Abdul-Salaam, W. Forde, D. Smith, D. Cline, J. Bell, K. Farris	1
1995	Tommy Bennett	3
1994	Abdul McCullough	3

1993	M. Goodwin, D. Edwards, T. Bennett	3
1992	Othello Henderson	3
1991	Matt Darby	3
1990	Brian Brown	2
1989	Rocen Keeton	3
1988	Chance Johnson	2
1987	Carnell Lake, Dennis Price, Randy Austin	2
1986	Chuckie Miller	3
1985	Jim Wahler, Darryl Henley	3
1984	Lee Knowles, Mark Walen	2
1983	Neal Dellocono	3
1982	Eugene Leoni	3
1981	Martin Moss	4
1980	Kenny Easley	3
1979	Kenny Easley	3
1978	Mike Molina	3
1977	J. Robinson, F. Stephens, M. Tuiaosopo	2
1976	J. Robinson, M. Tuiaosopo, T. Murphy	2
1975	Raymond Bell, Cliff Frazier	2

PASSES BROKEN UP

Year	Player	No.
2021	Quentin Lake	6
2020	Quentin Lake, Mo Osling III	4
2019	Krys Barnes	7
2018	Darnay Holmes	12
2017	Nate Meadors	9
2016	Fabian Moreau	10
2015	Marcus Rios	7
2014	Anthony Jefferson, Fabian Moreau	8
2013	Myles Jack	11
2012	Tevin McDonald	9
2011	Tevin McDonald	9
2010	Tony Dye	9
2009	Rahim Moore	7
2008	Alterraun Verner	18
2007	Trey Brown	18
2006	Trey Brown, Rodney Van	9
2005	Trey Brown, Marcus Cassel	10
2004	Matthew Clark	11
2003	B. Chillar, J. London, S. Havner	5
2002	Spencer Havner, Ricky Manning	7
2001	Marques Anderson	10
2000	Ricky Manning	14
1999	Joey Strycula	13
1998	Jason Bell	14
1997	Javelin Guidry, Weldon Forde	10
1996	Kusanti Abdul-Salaam	21
1995	Javelin Guidry	11
1994	Teddy Lawrence	8
1993	M. Goodwin, T. Lawrence, C. Greenwood	10
1992	Carlton Gray	15
1991	Carlton Gray	19
1990	Carlton Gray	7
1989	Eric Turner	11
1988	Darryl Henley	16
1987	Darryl Henley	17
1986	Dennis Price	10
1985	Chuckie Miller	19
1984	Craig Rutledge, Herb Welch	10
1983	Lupe Sanchez	13
1982	Don Rogers	15
1981	Don Rogers	10

RECORDS

YEARLY UCLA NCAA TOP-25 STAT LEADERS (1990-PRESENT)

Year	Player/Team	Category	Finish	Mark
1990	Eric Turner	Interceptions	17	0.45
	Tommy Maddox	Total Offense	9	257.3
	Tommy Maddox	Pass Efficiency	20	133.1
1991	Carlton Gray	Interceptions	2	0.93
	Sean LaChapelle	Receptions/Game	6	6.18
	Sean LaChapelle	Receiving Yds/Game	7	89.7
	Kevin Williams	Rushing Yds/Game	14	108.9
	Tommy Maddox	Total Offense	16	224.7
	Tommy Maddox	Pass Efficiency	24	135.0
	Louis Perez	Field Goals/Game	117	1.18
	UCLA	Rushing Defense	8	100.9
	UCLA	Total Offense	10	456.3
	UCLA	Pass Offense	18	246.4
	UCLA	Score Offense	22	28.8
	UCLA	Rush Offense	23	209.9
1992	Darren Schager	Punting	22	41.89
	UCLA	Total Defense	16	296.9
1993	Bjorn Merten	Field Goals/Game	2	1.82
	Bjorn Merten	Scoring	14	8.27
	J.J. Stokes	Scoring	16	9.27
	J.J. Stokes	Receiving Yds/Game	11	91.36
	J.J. Stokes	Receptions/Game	12	6.18
	Marvin Goodwin	Interceptions	17	0.55
	Darren Schager	Punting	17	41.95
	Paul Guidry	Punt Return	19	10.44
	UCLA	Turnover Margin	1	1.73
	UCLA	Net Punting	12	38.3
	UCLA	Score Offense	19	32.0
	UCLA	Rush Defense	20	124.6
1994	Kevin Jordan	Receiving Yds/Game	4	111.64
	Kevin Jordan	Receptions/Game	6	6.64
	Darren Schager	Punting	7	44.19
	Wayne Cook	Pass Efficiency	8	140.6
	Wayne Cook	Total Offense	22	214.18
	Sharmon Shah	Rushing Yds./Game	20	111.55
	UCLA	Pass Offense	20	246.1
1995	Paul Guidry	Punt Returns	5	15.42
	Karim Abdul-Jabbar	Rushing Yds./Game	9	141.90
	Karim Abdul-Jabbar	All-Purpose	17	157.30
	Chris Sailer	Punting	17	42.16
	UCLA	Fumbles Recovered	15	17
	UCLA	Rushing Offense	20	208.3
	UCLA	Had Intercepted	123	9
1996	Skip Hicks	Scoring	16	10.91
	Bjorn Merten	Field Goals	118	1.27
	Cade McNown	Total Offense	24	225.64
	UCLA	Kickoff Return	20	25.13
	UCLA	Rushing Defense	23	117.1
1997	Cade McNown	Pass Efficiency	1	168.6
	Cade McNown	Total Offense	18	263.82
	Chris Sailer	Field Goals	13	1.73
	Chris Sailer	Punting	19	43.65
	Chris Sailer	Scoring	14	9.64
	Skip Hicks	Rushing Yds/Game	21	103.82
	Larry Atkins	Interceptions	22	0.45
	UCLA	Pass Efficiency	1	167.68
	UCLA	Turnovers Gained	2	39
	UCLA	Turnover Margin	2	1.82
	UCLA	Scoring Offense	3	40.7
	UCLA	Fumbles Recovered	14	18
	UCLA	Passes Had Intercepted	15	5
	UCLA	Interceptions	6	21
	UCLA	Total Offense	13	433.00
	UCLA	Rush Defense	15	108.3
	UCLA	Pass Eff. Defense	15	103.84
	UCLA	Net Punting	16	43.3
	UCLA	Passing Offense	18	266.3
1998	Cade McNown	Pass Efficiency	9	156.9
	Cade McNown	Total Offense	9	299.72
	Ryan Roques	Punt Return	14	12.53
	Danny Farmer	Receiving Yds./Game	16	102.91
	Chris Sailer	Scoring	22	8.45
	UCLA	Turnover Margin	12	1.45
	UCLA	Scoring Offense	5	40.5
	UCLA	Total Offense	8	482.64
	UCLA	Kickoff Returns	11	23.7
	UCLA	Pass Offense	15	294.5
1999		no top 25 stats leaders		
2000	Freddie Mitchell	Receiving Yds./Game	2	119.45
	Freddie Mitchell	Receptions/Game	16	6.18
	Nate Fikse	Punting	13	43.18
	UCLA	Net Punting	18	37.54
	UCLA	Pass Efficiency	19	136.05
	UCLA	Passing Offense	23	264.00
	UCLA	Turnover Margin	23	0.64
2001	Nate Fikse	Punting	10	44.19
	Matt Ware	Interceptions	116	0.45
	UCLA	Pass Eff. Defense	14	102.14
	UCLA	Net Punting	14	38.84
	UCLA	Total Defense	23	320.64
2002	Craig Bragg	Punt Returns	7	16.00
	Tab Perry	Kickoff Returns	20	25.04
	UCLA	Punt Returns	19	13.70
	UCLA	Pass Efficiency	22	135.01
	UCLA	Net Punting	24	36.38
2003	Maurice Jones-Drew	Kickoff Returns	14	26.65
	UCLA	Total Defense	18	317.62
	UCLA	Rushing Defense	23	116.32
2004	Chris Kluge	Punting	12	43.39
	Craig Bragg	Punt Returns	13	15.00
	Maurice Jones-Drew	All-Purpose Yards	17	146.0
	UCLA	Net Punting	4	40.66
	UCLA	Punt Returns	9	15.03
2005	Maurice Jones-Drew	Punt Returns	1	28.47
	Maurice Jones-Drew	Scoring	8	10.00
	Maurice Jones-Drew	All-Purpose Yards	13	155.25
	Drew Olson	Pass Efficiency	5	161.60
	UCLA	Punt Returns	1	25.00
	UCLA	Pass Efficiency	4	159.31
	UCLA	Scoring Offense	5	39.08
	UCLA	Tackles for Loss	13	7.92
	UCLA	Pass Offense	23	270.33
	UCLA	Total Offense	23	431.00
2006	Justin Medlock	Field Goals/Game	1	2.15
	Justin Medlock	Scoring	19	8.69
	Justin Hickman	Sacks	14	0.96
	Bruce Davis	Sacks	14	0.96
	Justin Hickman	Tackles for Loss	110	1.46
	Bruce Davis	Tackles for Loss	118	1.35
	Aaron Perez	Punting	24	42.56
2007	Kai Forbath	Field Goals/Game	13	1.92
	Bruce Davis	Sacks	19	0.92
	Matthew Slater	Kickoff Returns	12	29.00
	UCLA	Tackles for Loss	2	8.77
	UCLA	Kickoff Returns	6	25.24
	UCLA	Rushing Defense	14	109.15
	UCLA	Sacks	115	3.00
	UCLA	Net Punting	16	37.70
2008	Aaron Perez	Punting	6	45.20
	Kai Forbath	Field Goals/Game	19	1.58
	Terrence Austin	All-Purpose Yards	16	156.50
	UCLA	Pass Defense	8	167.67
	UCLA	Kickoff Returns	16	24.00
2009	Rahim Moore	Interceptions	1	0.77
	Kai Forbath	Field Goals/Game	1	2.15
	Brian Price	Tackles for Loss	4	1.81
	Jeff Locke	Punting	16	43.63
	UCLA	Tackles for Loss	5	8.15
	UCLA	Net Punting	19	38.04
2010	Jeff Locke	Punting	4	45.84
	UCLA	Net Punting	1	41.27
2011	Jeff Locke	Punting	12	44.34
	UCLA	Net Punting	22	38.67
2012	Jeff Locke	Kickoffs	2	64.24
	Anthony Barr	Sacks	12	13.0
	Anthony Barr	Tackles for Loss	17	21.0
	Anthony Barr	Fumbles Forced	18	4.0
	Eric Kendricks	Tackles	3	149
	Cassius Marsh	Blocked Kicks	17	2
	Datone Jones	Blocked Kicks	17	2
	Johnathan Franklin	Rush Yds./Game	9	123.86
	Johnathan Franklin	All-Purpose Yards	19	147.3
	Jeff Locke	Punting	23	43.34
	Brett Hundley	Total Offense	23	292.5
	UCLA	Blocked Kicks	11	8
	UCLA	Kickoffs	2	64.24
	UCLA	Fumbles Recovered	12	17
	UCLA	Sacks	4	3.29
	UCLA	Fumbles Forced	14	1.36
	UCLA	Tackles for Loss	7	7.14
	UCLA	Oppt. 3rd Down Conv.	20	3.33
	UCLA	Punting	23	43.26
	UCLA	Total Offense	24	466.5
	UCLA	First Downs	125	23.6
2013	Anthony Barr	Fumbles Recovered	12	4
	Anthony Barr	Fumbles Forced	15	0.38
	Anthony Barr	Tackles for Loss	9	1.50
	Anthony Barr	Sacks	118	0.77
	Brett Hundley	Completion %	13	.668
	Brett Hundley	Pts. Resp. For	114	216
	Brett Hundley	Pass Efficiency	17	153.7
	Brett Hundley	Pts. Resp. For/Game	18	16.8
	Brett Hundley	Passing TDs	123	24
	Brett Hundley	Total Offense	23	293.8
	UCLA	Blocked Punts	15	2
	UCLA	Completion %	8	.679
	UCLA	Kickoff Return	9	24.85
	UCLA	Blocked Kicks	110	4
	UCLA	3rd Down Conv.	12	.490
	UCLA	Turnovers Lost	113	16
	UCLA	Pass Efficiency	15	155.0
	UCLA	Fumbles Recovered	115	12
	UCLA	Net Punting	16	39.44
	UCLA	Punt Ret. Defense	16	3.94
	UCLA	Kickoff Ret. Defense	17	18.67
	UCLA	Turnover Margin	17	0.80
	UCLA	Score Offense	20	36.9
	UCLA	Fumbles Lost	124	7
	UCLA	Passes Had Intercepted	124	9
2014	Eric Kendricks	Solo Tackles/Game	1	7.8
	Eric Kendricks	Total Tackles/Game	6	11.5
	Ishmael Adams	Kickoff Ret. for TDs	12	1
	Ishmael Adams	Combined Kick Ret.	21	784
	Brett Hundley	Completion %	4	.691
	Brett Hundley	Passing Efficiency	13	152.7
	Brett Hundley	Pts. Respon. For	18	194
	Brett Hundley	Total Offense	19	292.2
	Brett Hundley	Pts. Respon. For/Game	20	15.2
	Brett Hundley	Compl. per game	21	20.85
	Brett Hundley	Yards per pass att.	24	8.05
	Thomas Duarte	Yards per Reception	15	19.29
	Paul Perkins	Rushing Yards	15	1,575
	Paul Perkins	Rushing Yards/Game	16	121.2
	Paul Perkins	Rush Yds per carry	18	6.27
	Ka'imi Fairbairn	Field Goal %	19	.818
	UCLA	Red Zone Off.	2	.941
	UCLA	Completion %	4	.685
	UCLA	Passes Had Int.	9	6
	UCLA	Defensive TDs	14	4
	UCLA	Team Passing Eff.	19	148.80
	UCLA	Turnovers Lost	21	16
	UCLA	Total Offense	22	467.8
2015	Thomas Duarte	Receiving TDs	17	10
	Josh Rosen	Passing Yards	19	3,668
	Josh Rosen	Completions/Game	21	22.46
	Josh Rosen	Passing Yds/Game	21	282.4
	Paul Perkins	Rushing TDs	20	14
	Paul Perkins	Rushing Yards	22	1,343
	Ka'imi Fairbairn	Field Goal %	21	.833
	Ka'imi Fairbairn	Field Goals/Game	24	1.54
	Jordan Payton	Receiving Yards	23	1,106
	Jordan Payton	Receiving Yds/Game	24	85.1
	UCLA	Red Zone Off.	15	0.895
	UCLA	Sacks Allowed	15	1.15
	UCLA	Fumbles Lost	21	6
	UCLA	3rd Down Conv.	23	0.451
	UCLA	Passing Offense	25	288.4
2016	Kenny Young	Fumbles Recovered	8	3
	Jayon Brown	Total Tackles	9	10.0
	Jayon Brown	Solo Tackles	11	5.8
	Ishmael Adams	Combined Kick Ret. Yds	19	794
	Takkarist McKinley	Tackles for Loss	10	1.6
	Takkarist McKinley	Sacks	11	0.91
	Takkarist McKinley	Forced Fumbles	22	0.27
	Randall Goforth	Passes Defended	21	1.2
	UCLA	Team Pass Def. Effic.	7	105.85
	UCLA	Passing Offense	19	295.6
	UCLA	3rd Down Conv. % Def.	20	0.347
	UCLA	Passes Intercepted	22	15
2017	Josh Rosen	Passing Yards/Game	2	341.5
	Josh Rosen	Completions per Game	4	25.7
	Josh Rosen	Total Offense	8	332.6
	Josh Rosen	Passing Yards	14	3,756
	Josh Rosen	Points Responsible For/G	18	15.6
	Josh Rosen	Yards Per Pass Attempt	20	8.3
	Josh Rosen	Passing TDs	21	26
	Jordan Lasley	Receiving Yards	9	1,264
	Jordan Lasley	Receiving TDs	25	9
	Darren Andrews	Receiving TDs	16	10
	Kenny Young	Solo Tackles/Game	11	5.9
	Jaleel Wadood	Solo Tackles/Game	24	5.5
	UCLA	Passing Offense	4	344.5
	UCLA	Defensive TDs	21	3
	UCLA	First Downs Offense	21	304
	UCLA	Team Passing Efficiency	21	148.59
	UCLA	Total Offense	22	457.8
	UCLA	Completion Percentage	24	.631
2018	Joshua Kelley	All-Purpose Yards	18	130.55
	Joshua Kelley	Rushing Yards	18	1,243
	Joshua Kelley	Rushing Yards/game	9	113.0
	Adarius Pickett	Solo Tackles	6	6.4
	Adarius Pickett	Total Tackles	19	10.3
	Keisean Lucier-South	Fumbles Recovered	25	2
	Darnay Holmes	Passes Defended	25	1.2
	Stefan Flintoft	Punting	6	45.8
	UCLA	Kickoff Returns	3	27.56
2019	Stephan Blaylock	Solo Tackles	18	5.4
	UCLA	Punt Returns	2	22.50
2020	Demetric Felton Jr.	All-Purpose Yards	6	165.83
	Mitchell Agude	Forced Fumbles	10	0.43
	Greg Dulcich	Yards per Recept.	13	19.88
	Demetric Felton Jr.	Rush Yards/Game	14	111.3
	Brittain Brown	Rush Yds/Carry	15	6.62
	Nicholas Barr-Mira	Field Goal %	16	.857
	UCLA	Sacks	8	3.29
	UCLA	Rushing Offense	12	230.6
	UCLA	Punt Returns	15	12.83
	UCLA	Scoring Offense	20	35.4
	UCLA	Passing Efficiency	20	154.68
	UCLA	Total Offense	21	455.0
2021	Kazmeir Allen	Combined Kick Ret. Yds	24	612
	Kazmeir Allen	Kickoff Returns	10	29.1
	Mitchell Agude	Forced Fumbles	11	0.33
	Jordan Genmark Heath	Fumbles Recovered	22	2
	D. Thompson-Robinson	Pts. Responsible For	18	16.5
	Kyle Philips	Receiving TDs	21	10
	Brittain Brown	Rush Yds/Carry	20	6.03
	Zach Charbonnet	Rush TDs	24	13
	UCLA	3rd Down Conv. %	12	.460
	UCLA	Kickoff Returns	7	27.38
	UCLA	Punt Returns	1	20.00
	UCLA	Rushing Defense	23	124.2
	UCLA	Rushing Offense	14	215.1
	UCLA	Scoring Offense	12	36.5
	UCLA	Turnover Margin	22	0.58

RECORDS

UCLA RETURNS FOR TOUCHDOWNS (1957-present)

Yards	Type	Name	Opponent	Year
101	Kickoff	Greg Jones	at Oregon State	1968
100	Kickoff	Kazmeir Allen	at USC	2021
100	Kickoff	Demetric Felton	at Washington State	2019
100	Kickoff	Ishmael Adams	at Arizona State	2014
100	Kickoff	Matthew Slater	at Arizona	2007
100	Interception	Dennis Price	California	1987
100	Interception	Alan Dial	Oregon State (Portland)	1986
100	Interception	Jimmy Allen	California	1973
100	Kickoff	Jojo Townsell	at California	1980
99	Kickoff	Maurice Jones-Drew	at USC	2003
99	Kickoff	Mickey Cureton	at Tennessee	1968
99	Interception	Marvin Goodwin (note: NO TOUCHDOWN)	BYU	1993
98	Interception	Abdul McCullough	at Arizona State	1994
98	Interception	Phil Parslow	at Illinois	1958
96	Interception	Ishmael Adams	Colorado	2015
96	Punt	Craig Bragg	USC	2004
95	Interception	Ishmael Adams	at Arizona State	2014
95	Kickoff	Lovell Houston	at Stanford	1999
95	Interception	Jerry Robinson	at Minnesota	1977
93	Kickoff	Darnay Holmes	Stanford	2018
93	Kickoff	Theotis Brown	Stanford	1978
91	Kickoff	Maurice Jones-Drew	at Oklahoma	2003
89	Kickoff	Matthew Slater	Arizona State	2007
89	Interception	Alterraun Verner	Arizona	2006
89	Punt	Darryl Henley	San Diego State	1988
87	Field Goal	Kermit Alexander	at Stanford	1961
85	Kickoff	Matthew Slater	Washington	2007
85	Interception	Ron Carver	at Tennessee	1970
82	Punt	Kyle Phillips	Colorado	2021
81	Punt	Maurice Jones-Drew	California	2005
81	Fumble	Carl Jones	Stanford	1962
77	Punt	Ryan Roques	at Washington	1998
76	Interception	Alterraun Verner	California	2007
75	Fumble	Randall Goforth	at Virginia	2014
75	Punt	Darryl Henley	Nebraska	1988
75	Interception	Raymond Bell	Oregon State	1977
75	Interception	Levi Armstrong	Arizona	1976
75	Interception	Alton McSween	at California	1972
74	Punt	Craig Bragg	New Mexico (Las Vegas)	2002
74	Punt	Darryl Henley	San Diego State	1987
72	Punt	Maurice Jones-Drew	at San Diego State	2005
72	Interception	Jerry Robinson	Washington State	1976
70	Field Goal	Alterraun Verner	San Diego State	2009
70	Punt	Paul Guidry	at Arizona State	1995
69	Punt	Kyle Phillips	at Washington State	2019
69	Interception	Jerry Robinson	Stanford	1976
69	Interception	Alterraun Verner	Arizona State	2009
68	Field Goal (Bk)	Sheldon Price	at Washington State	2012
68	Punt	Maurice Jones-Drew	Stanford	2004
66	Punt	Maurice Jones-Drew	Rice	2005
65	Field Goal (Bk)	Brandon Chillar	Cal	2003
65	Interception	Carlton Gray	Washington	1989
65	Interception	Marcus Turner	Oregon	1987
65	Interception	Craig Rutledge	at BYU	1985
65	Interception	Blanchard Montgomery	at Wash. State	1982
64	Interception	Nkosi Littleton	Arizona	1993
63	Interception	Dennis Price	USC	1984
62	Interception	Kenny Easley	Oregon State (Tokyo)	1980
62	Interception	Brian Baggott	at California	1978
62	Punt	Ray Armstrong	at Syracuse	1966
61	Interception	Brian Baggott	at California	1978
60	Interception	Dennis Keyes	Washington	2007
56	Interception	Trey Brown	Brigham Young	2007
56	Interception	Jason Zdenek	Stanford	2000
55	Interception	Rodney Leisle	at Arizona	2003
54	Interception	Eric Turner	at Stanford	1987
54	Fumble	Darryl Henley	Arizona	1986
53	Interception	Julius Williams	Boise State	1999
52	Interception	Spencer Havner	San Diego State	2004
52	Interception	Mike Molina	at Oregon	1977
51	Fumble	Osa Odighizuwa	at Washington	2017
51	Interception	Abdul McCullough	at Tennessee	1996
50	Interception	Marcus Turner	Long Beach State	1988
48	Interception	Stacy Argo	Arizona State	1989
46	Interception	Ron Pitts	at Arizona State	1984
46	Interception	Mark Gustafson	at Pittsburgh	1967
45	Kickoff (OnSd)	Brandon Breazell	Northwestern (El Paso)	2005
45	Interception	Craig Rutledge	Oregon St. (Portland)	1986
45	Interception	John Brown	USC	1958
44	Fumble	Damien Holmes	at Rice	2012
43	Interception	Trey Brown	at Oregon	2004
42	Kickoff (OnSd)	Brandon Breazell	Northwestern (El Paso)	2005
42	Interception	Spencer Havner	at Washington	2002
42	Interception	Phillip Ward	at Michigan	1996
42	Interception	Donovan Gallatin	BYU	1993
41	Interception	Ben Emanuel II	Washington State	2002
41	Interception	Carlton Gray	Arizona	1991
40	Interception	Randall Goforth	Oregon State	2016
40	Fumble	Eric Kendricks	at Washington State	2012
40	Interception	Damian Allen	at Texas	1997
40	Interception	Jim Bright	Utah	1973
39	Interception	Jay Shaw	Stanford	2020
39	Fumble	Ryan Nece	at Stanford	2001
38	Fumble	Keisean Lucier-South	at Cal	2018

Yards	Type	Name	Opponent	Year
38	Interception	John Walker	at Stanford	1961
37	Interception	Eric Kendricks	at Virginia	2014
37	Fumble	Michael Williams	at Washington State	1992
36	Interception	Teddy Lawrence	Washington	1993
36	Fumble	Marvin Goodwin	at Stanford	1993
36	Interception	Jerry Jaso	at Wash. St. (Spokane)	1969
35	Interception	Patrick Larimore	at Oregon	2011
35	Interception	Don Manning	at California	1966
35	Fumble	Tim McAteer	at Tennessee (Memphis)	1965
34	Interception	Alterraun Verner	Utah	2006
33	Interception	Ricky Manning	at Oregon State	2002
31	Interception	Darnay Holmes	at Arizona State	2018
31	Interception	Lupe Sanchez	at Stanford	1983
31	Interception	Allan Ellis	Pittsburgh	1971
30	Interception	Darnay Holmes	Hawaii	2017
30	Interception	Scott Hooks	Pittsburgh	1968
29	Interception	Jarrad Page	New Mexico (Las Vegas)	2002
29	Interception	Ben Emanuel II	at Washington State	2001
29	Fumble	Tommy Bennett	Arizona	1995
29	Interception	James Washington	Oregon State	1985
29	Interception	Don Rogers	at Stanford	1983
28	Fumble	Tony Dye	at Arizona	2009
28	Interception	Raymond Burks	Stanford	1976
27	Interception	Nate Meadors	Arizona State	2017
27	Punt Block	Glenn Thompkins	Fresno State	1995
27	Interception	Dennis Spurling	Washington	1969
26	Interception	Bobby Smith	Pittsburgh	1961
26	Interception	John Brown	Stanford	1958
26	Punt Block	Marvin Morris	California	1977
24	Interception	Myles Jack	Virginia Tech	2014
24	Interception	Jarrad Page	Washington	2003
24	Interception	Michael Wiley	Houston	1997
24	Fumble	Byron Nelson	Illinois	1963
23	Punt Block	Jordan Lasley	Oregon State	2016
23	Interception	Kenny Young	at UNLV	2015
23	Fumble	Eric Kendricks	Houston	2012
23	Interception	Spencer Havner	at Oklahoma State	2002
22	Interception	Ryan Nece	at Kansas	2001
22	Fumble	Tommy Bennett	California	1995
22	Interception	Rich Gunther	Oregon	1972
22	Interception	Greg Davenport	Oregon	1972
21	Interception	Marcus Turner	California	1985
21	Punt Block	Trusse Norris	Utah	1959
20	Fumble	Qwuantrezz Knight	at Oregon	2020
20	Interception	Ishmael Adams	at Virginia	2014
18	Punt Block	DuVal Hicks	California	1997
18	Fumble	Tommy Bennett	at Washington State	1993
18	Interception	Vince Bischof	Washington State	1968
17	Punt Block	Sean Westgate	Tennessee	2008
17	Interception	Ryan Roques	at Houston	1998
17	Fumble	Mike Lodish	Stanford	1988
16	Punt Block	Devon Reese	California	2001
16	Interception	Billy Don Jackson	at California	1978
15	Interception	Mat Ball	Oregon State	2000
13	Fumble	Spencer Havner	Oklahoma	2005
12	Punt Block	Eric McNeal	Stanford	2006
12	Interception	Tom Waddell	at California	1972
11	Interception	Blanchard Montgomery	Michigan	1982*
10	Punt Block	Carnell Lake	at California	1986
9	Fumble	Akeem Ayers	Arizona State	2009
9	Interception	Ben Hummel	at Stanford	1987
7	Fumble	Kermit Alexander	at Pittsburgh	1962
6	Punt Block	Jibril Raymo	Washington	2001
5	Fumble	Kenneth Lombard	Stanford	2006
4	Punt Block	Phillip Ruhl	Nevada	2013
4	Fumble	Christian Taylor	Rice	2005
2	Interception	Akeem Ayers	Temple	2009
2	Punt Block	Josh Shinnick	at Stanford	1985
1	Fumble Rec.	Korey Bosworth	Arizona	2008
0	Interception	Akeem Ayers	Oregon	2009
0	Punt Block	Glenn Love	at California	2008
0	Fumble Rec.	Brigham Harwell	Washington State	2004
0	Fumble Rec.	Rodney Leisle	Washington	2003
0	Punt Block	Jibril Raymo	at San Diego State	2002
0	Fumble Rec.	Marques Anderson	USC	2000
0	Fumble Rec.	Abdul McCullough	Miami	1995
0	Fumble Rec.	Brian Allen	at USC	1991
0	Fumble Rec.	Bryan Adams	at Oregon State	1991
0	Fumble Rec.	Scott Miller	at California	1990
0	Fumble Rec.	Eric Smith	Oregon St. (Portland)	1986
0	Punt Block	Jeff Smith	at Wisconsin	1979
0	Punt Block	Brian Baggott	at Washington	1978
0	Fumble Rec.	Rick Kukulica	at Tennessee	1974
0	Fumble Rec.	Don Widmer	at Wash. St. (Spokane)	1967
0	Punt Block	Hal Griffin	at Penn State	1967
0	Fumble Rec.	Dick Witcher	at Washington	1964
0	Punt Block	Dick Peterson	at Air Force	1963

*1983 Rose Bowl game

RECORDS

MULTI-GAME 300-YARD PASSERS / * / ** / *** / **** / ***** indicate back-to-back games

Josh Rosen (17)

Yds.	Comp.	Att.	TD	Date	Cl.	Oppt.
491	35	59	4	Sept. 3, 2017	Jr.	Texas A&M****
480	40	60	3	Sept. 23, 2017	Jr.	at Stanford****
463	34	56	4	Sept. 23, 2017	Jr.	at Memphis****
421	32	52	3	Nov. 18, 2017	Jr.	at USC****
420	26	46	1	Nov. 11, 2017	Jr.	Arizona State*****
400	24	43	2	Oct. 8, 2016	So.	at Arizona St.***
399	34	47	3	Oct. 22, 2015	Fr.	California**
372	28	45	1	Sept. 30, 2017	Jr.	Colorado****
350	28	35	3	Sept. 5, 2015	Fr.	Virginia
350	20	37	3	Oct. 1, 2016	So.	Arizona***
343	26	46	1	Sept. 3, 2016	So.	at Tex A&M
340	33	57	0	Nov. 14, 2015	Fr.	Wash. State*
333	22	33	2	Nov. 7, 2015	Fr.	at Ore. State*
329	22	25	5	Sept. 9, 2017	Jr.	Hawaii****
325	22	42	3	Oct. 15, 2015	Fr.	at Stanford**
319	26	40	3	Dec. 26, 2015	Fr.	Nebraska
307	26	40	2	Sept. 17, 2016	So.	at BYU

Cade McNown (11)

Yds.	Comp.	Att.	TD	Date	Cl.	Oppt.
513	26	35	5	Dec. 5, 1998	Sr.	at Miami*
400	27	43	1	Sept. 6, 1997	Jr.	Tennessee
395	20	36	3	Oct. 17, 1998	Sr.	Oregon
395	22	41	3	Oct. 12, 1996	So.	Arizona State
377	23	37	4	Nov. 7, 1998	Sr.	at Oregon St.
356	29	47	1	Nov. 23, 1996	So.	USC
340	19	34	2	Jan. 1, 1999	Sr.	Wisconsin*
339	20	30	3	Sept. 12, 1998	Sr.	Texas**
320	16	23	3	Nov. 15, 1997	Jr.	Washington
315	17	32	1	Sept. 19, 1998	Sr.	at Houston**
306	18	22	1	Sept. 30, 1995	Fr.	Fresno State

Brett Hundley (10)

Yds.	Comp.	Att.	TD	Date	Cl.	Oppt.
410	31	41	3	Oct. 12, 2013	R-So.	California
396	33	44	3	Sept. 6, 2014	R-Jr.	Memphis
372	27	42	1	Sept. 22, 2012	R-Fr.	Oregon State*
355	18	23	4	Sept. 25, 2014	R-Jr.	at Arizona St.
330	31	42	2	Oct. 18., 2014	R-Jr.	at California
329	26	50	3	Dec. 27, 2012	R-Fr.	Baylor
326	22	31	3	Nov. 22, 2014	R-Jr.	USC
320	27	42	2	Sept. 15, 2012	R-Fr.	Houston*
305	21	33	4	Sept. 8, 2012	R-Fr.	Nebraska*
302	29	36	2	Nov. 11, 2014	R-Jr.	at Washington

Cory Paus (7)

Yds.	Comp.	Att.	TD	Date	Cl.	Oppt.
378	24	32	1	Oct. 5, 2002	R-Sr.	at Oregon St.**
363	19	33	2	Oct. 21, 2000	R-So.	Oregon St.*
332	21	34	2	Oct. 9, 1999	R-Fr.	Oregon
328	16	27	3	Nov. 4, 2000	R-So.	Stanford
321	14	22	2	Nov. 10, 2001	R-Jr.	Oregon
316	17	31	3	Oct. 12, 2002	R-Sr.	Oregon**
309	20	39	4	Oct. 14, 2000	R-So.	at California*

Dorian Thompson-Robinson (5)

Yds.	Comp.	Att.	TD	Date	Cl.	Oppt.
507	25	38	5	Sept. 21, 2019	So.	at Washington State
367	26	44	3	Nov. 23, 2019	So.	at USC
364	30	36	4	Dec. 12, 2020	Jr.	USC
349	16	22	4	Nov. 20, 2021	Sr.	at USC
303	20	40	4	Nov. 7, 2020	Jr.	at Colorado

Drew Olson (4)

Yds.	Comp.	Att.	TD	Date	Cl.	Oppt.
510	22	27	5	Nov. 12, 2005	Sr.	Ariz. State
338	31	43	5	Oct. 15, 2005	Sr.	at Wash. State
325	30	44	2	Oct. 23, 2004	Jr.	at Ariz. State
314	28	38	3	Sept. 17, 2005	Sr.	Oklahoma

Tommy Maddox (4)

Yds.	Comp.	Att.	TD	Date	Cl.	Oppt.
409	26	40	3	Nov. 17, 1990	R-Fr.	USC
353	26	47	1	Sept. 22, 1990	R-Fr.	at Michigan
332	21	34	3	Nov. 3, 1990	R-Fr.	at Oregon
303	17	26	2	Sept. 26, 1991	R-So.	San Diego St.

Tom Ramsey (4)

Yds.	Comp.	Att.	TD	Date	Cl.	Oppt.
345	29	43	2	Oct. 9, 1982	Sr.	Arizona
322	17	23	2	Oct. 23, 1982	Sr.	at California
314	19	27	2	Nov. 13, 1982	Sr.	Stanford
311	22	36	2	Sept. 25, 1982	Sr.	at Michigan

Troy Aikman (4)

Yds.	Comp.	Att.	TD	Date	Cl.	Oppt.
328	22	31	2	Oct. 31, 1987	Jr.R	at Ariz. State
325	27	44	1	Oct. 29, 1988	Sr.R	Wash. State
322	21	32	2	Oct. 15, 1988	Sr.R	at California
317	32	48	2	Nov. 19, 1988	Sr.R	USC

Kevin Prince (3)

Yds.	Comp.	Att.	TD	Date	Cl.	Oppt.
323	22	34	2	Oct. 31, 2009	Fr.R	at Ore. State
314	27	40	1	Nov. 14, 2009	Fr.R	at Wash. State
311	21	41	0	Oct. 17, 2009	Fr.R	California

Wilton Speight (2)

Yds.	Comp.	Att.	TD	Date	Cl.	Oppt.
466	29	47	0	Nov. 24, 2018	Grad.	Stanford
335	26	35	2	Nov. 10, 2018	Grad	at Arizona State

Dennis Dummit (2)

Yds.	Comp.	Att.	TD	Date	Cl.	Oppt.
340	19	30	2	Oct. 3, 1970	Sr.	at Texas
316	25	51	1	Oct. 17, 1970	Sr.	at California

QUARTERBACK RECORD AS STARTER

Year	Name (Yr.)	Record	Percentage
2021	Dorian Thompson-Robinson (Sr.)	8-3	.727
	Ethan Garners (R-Fr.)	0-1	.000
2020	Dorian Thompson-Robinson (Jr.)	2-3	.400
	Chase Griffin (R-Fr.)	1-1	.500
2019	Dorian Thompson-Robinson (So.)	4-7	.364
	Austin Burton (R-So.)	0-1	.000
2018	Dorian Thompson-Robinson (Fr.)	2-6	.250
	Wilton Speight (Grad.)	1-3	.250
2017	Josh Rosen (Jr.)	6-5	.545
	Devon Modster (R-Fr.)	0-2	.000
2016	Josh Rosen (So.)	3-3	.500
	Mike Fa'aul (R-Sr.)	1-5	.167
2015	Josh Rosen (Fr.)	8-5	.615
2014	Brett Hundley (R-Jr.)	10-3	.768
2013	Brett Hundley (R-So.)	10-3	.769
2012	Brett Hundley (R-Fr.)	9-5	.643
2011	Kevin Prince (R-Jr.)	3-7	.300
	Richard Brehaut (Jr.)	3-1	.750
2010	Kevin Prince (R-So.)	2-3	.400
	Richard Brehaut (So.)	2-5	.286
2009	Kevin Prince (R-Fr.)	6-5	.545
	Kevin Craft (R-Sr.)	1-1	.500
2008	Kevin Craft (R-Jr.)	4-8	.333
2007	Ben Olson (R-Jr.)	3-2	.600
	Patrick Cowan (R-Jr.)	2-3	.400
	Osaar Passhan (R-So.)	1-2	.333
2006	Ben Olson (R-So.)	4-1	.800
	Patrick Cowan (R-So.)	3-5	.375
2005	Drew Olson (Sr.)	10-2	.833
2004	Drew Olson (Jr.)	6-6	.500
2003	Matt Moore (So.)	2-2	.500
	Drew Olson (So.)	4-5	.444
2002	Cory Paus (R-Sr.)	4-3	.571
	Matt Moore (Fr.)	1-0	1.000
	Drew Olson (Fr.)	3-2	.600
2001	Cory Paus (R-Jr.)	6-3	.667
	Ryan McCann (R-Jr.)	0-1	.000
	Scott McEwan (R-Sr.)	1-0	1.000
2000	Cory Paus (R-So.)	4-5	.444
	Ryan McCann (R-So.)	2-1	.667
1999	Drew Bennett (R-Jr.)	1-2	.333
	Cory Paus (R-Fr.)	3-4	.429
	Ryan McCann (R-Fr.)	0-1	.000
1998	Cade McNown (Sr.)	10-2	.833
1997	Cade Mc Nown (Jr.)	10-2	.833
1996	Cade McNown (So.)	5-6	.455
1995	Ryan Fien (Jr.)	2-1	.667
	Cade McNown (Fr.)	5-4	.556
1994	Wayne Cook (R-Sr.)	5-6	.455
1993	Wayne Cook (R-Jr.)	8-3	.727
	Rob Walker (R-So.)	0-1	.000
1992	Wayne Cook (So.)	1-0	1.000
	Rob Walker (R-Fr.)	3-2	.600
	Ryan Fien (Fr.)	0-1	.000
	John Barnes (R-Sr.)	2-2	.500
1991	Tommy Maddox (R-So.)	9-3	.750
1990	Jim Bonds (R-Jr.)	1-1	.500
	Tommy Maddox (R-Fr.)	4-5	.444
1989	Bret Johnson (R-Fr.)	3-7-1	.318
1988	Troy Aikman (R-Sr.)	10-2	.833
1987	Troy Aikman (R-Jr.)	10-2	.833
1986	Matt Stevens (R-Sr.)	8-3-1	.708
1985	David Norrie (R-Sr.)	8-2	.800
	Matt Stevens (R-Jr.)	1-0-1	.750
1984	Steve Bono (R-Sr.)	8-1	.889
	Matt Stevens (R-So.)	1-2	.333
1983	Rick Neuheisel (R-Sr.)	6-3-1	.650
	Steve Bono (R-Jr.)	1-1	.500
1982	Tom Ramsey (Sr.)	10-1-1	.875
1981	Tom Ramsey (Jr.)	7-4-1	.625
1980	Tom Ramsey (So.)	8-2	.800
	Jay Schroeder (So.)	1-0	1.000
1979	Rick Bashore (Sr.)	3-4	.429
	Bernard Quarles (R-Fr.)	1-1	.500
	Tom Ramsey (Fr.)	1-1	.500
1978	Rick Bashore (Jr.)	8-3	.727
	Steve Bukich (R-Sr.)	0-0-1	.500
1977	Rick Bashore (So.)	6-4	.600
	Steve Bukich (R-Jr.)	1-0	1.000
1976	Jeff Dankworth (Sr.)	9-2-1	.791
1975	John Sciarra (Sr.)	9-2-1	.791
1974	John Sciarra (Jr.)	4-1-2	.714
	Steve Bukich (Fr.)	0-1	.000
	Jeff Dankworth (So.)	2-1	.667
1973	Mark Harmon (Sr.)	6-2	.750
	John Sciarra (So.)	3-0	1.000
1972	Mark Harmon (Jr.)	8-3	.727
1971	Mike Flores (Jr.)	0-3	.000
	Scott Henderson (Jr.)	2-4-1	.357
1970	Dennis Dummit (Sr.)	6-5	.545
1969	Dennis Dummit (Jr.)	8-1-1	.850
1968	Bill Bolden (Jr.)	2-4	.333
	Jim Nader (So.)	1-3	.250
1967	Gary Beban (Sr.)	7-2-1	.750
1966	Gary Beban (Jr.)	8-1	.889
	Norman Dow (Sr.)	1-0	1.000
1965	Gary Beban (So.)	8-2-1	.773

RECORDS

100-YARD MULTI-GAME RECEIVING LEADERS

Danny Farmer (11)

Yds.	Rec.	Cl.	Oppt.	Date
196	7	Sr.	Oregon	Oct. 9, 1999
161	7	Jr.	Oregon	Oct. 17, 1998
148	6	Sr.	at Arizona St.	Oct. 2, 1999
142	7	Jr.	Wisconsin (Rose)	Jan. 1, 1999
135	6	Jr.	at Miami	Dec. 5, 1998
134	4	Jr.	at Washington	Nov. 14, 1998
121	5	R-Fr.	Washington St.	Nov. 11, 1996
115	5	R-Fr.	at Tennessee	Sept. 7, 1996
113	5	Jr.	at Oregon St.	Nov. 7, 1998
100	5	Jr.	Washington St.	Oct. 3, 1998
100	4	Jr.	at Houston	Sept. 19, 1998

Jordan Lasley (9)

Yds.	Rec.	Cl.	Oppt.	Date
227	12	R-Jr.	Cal	Nov. 24, 2017
204	10	R-Jr.	at USC	Nov. 18, 2017
162	7	R-Jr.	Arizona State	Nov. 11, 2017
158	11	R-Jr.	at Stanford	Sept. 23, 2017
146	7	R-Jr.	Colorado	Sept. 30, 2017
128	8	R-Jr.	Kansas St (Cactus)	Dec. 26, 2017
117	7	R-So.	Utah	Oct. 22, 2016
105	5	R-So.	Oregon State	Nov. 12, 2016
100	4	R-Jr.	Texas A&M	Sept. 3, 2017

Freddie Mitchell (9)

Yds.	Rec.	Cl.	Oppt.	Date
185	7	Jr.	Stanford	Nov. 4, 2000
180	9	Jr.	Wisconsin (Sun)	Dec. 29, 2000
167	8	Jr.	at California	Oct. 14, 2000
158	6	Jr.	at Oregon	Sept. 23, 2000
149	9	So.	Fresno State	Sept. 18, 1999
140	4	Jr.	USC	Nov. 18, 2000
137	10	Jr.	Michigan	Sept. 16, 2000
125	4	Jr.	Arizona State	Sept. 30, 2000
108	4	R-Fr.	Texas	Sept. 12, 1998

Flipper Anderson (8)

Yds.	Rec.	Cl.	Oppt.	Date
154	7	Sr.	at Oregon St.	Nov. 7, 1987
130	7	Sr.	at Arizona St.	Oct. 31, 1987
121	3	Jr.	at California	Oct. 18, 1986
120	5	So.	Oregon State	Nov. 16, 1985
106	7	Sr.	Washington	Nov. 14, 1987
105	5	Sr.	at Nebraska	Sept. 12, 1987
101	4	Sr.	Arizona	Sept. 26, 1987
100	5	So.	at Stanford	Oct. 12, 1985

J.J. Stokes (8)

Yds.	Rec.	Cl.	Oppt.	Date
263	6	So.	USC	Nov. 21, 1992
190	10	Jr.	Washington	Oct. 16, 1993
176	14	Sr.	Wisconsin (Rose)	Jan. 1, 1994
175	7	Sr.	at Arizona St.	Nov. 12, 1994
164	5	Jr.	at San Diego St.	Sept. 30, 1993
143	10	So.	at Oregon	Nov. 14, 1992
121	6	Sr.	USC	Nov. 19, 1994
106	7	Jr.	California	Sept. 4, 1993

Jordan Payton (7)

Yds.	Rec.	Cl.	Oppt.	Date
152	14	Sr.	Wash. State	Nov. 14, 2015
151	5	Jr.	at Arizona State	Sept. 25, 2014
136	7	Sr.	at Arizona	Sept. 26, 2015
134	8	Sr.	Colorado	Oct. 31, 2015
119	6	Jr.	Arizona	Nov. 1, 2014
105	7	Sr.	at Utah	Nov. 21, 2015
104	7	Jr.	Memphis	Sept. 6, 2014

Craig Bragg (7)

Yds.	Rec.	Cl.	Oppt.	Date
230	9	So.	Oregon	Oct. 12, 2002
142	8	Jr.	Washington	Oct. 4, 2003
138	7	R-Fr.	Arizona St.	Dec. 1, 2001
118	5	Jr.	Arizona State	Oct. 25, 2003
115	10	Jr.	Oregon	Nov. 15, 2003
113	7	So.	at California	Oct. 19, 2002
105	6	Jr.	at Arizona	Oct. 11, 2003

Kevin Jordan (7)

Yds.	Rec.	Cl.	Oppt.	Date
164	6	Jr.	at Arizona State	Nov. 12, 1994
152	6	Jr.	Tennessee	Sept. 3, 1994
147	7	Jr.	Oregon State	Oct. 15, 1994
146	8	Jr.	Stanford	Oct. 29, 1994
129	7	Jr.	at Nebraska	Sept. 17, 1994
111	8	Jr.	at Arizona	Oct. 22, 1994
109	6	Sr.	Oregon	Sept. 16, 1995

Jim McElroy (7)

Yds.	Rec.	Cl.	Oppt.	Date
149	8	Jr.	USC	Nov. 23, 1996
138	6	Sr.	Arizona	Sept. 27, 1997
127	3	Sr.	California	Oct. 25, 1997
113	2	Sr.	Houston	Oct. 4, 1997
105	6	Sr.	Tennessee	Sept. 6, 1997
105	2	Jr.	Arizona State	Oct. 12, 1996
104	5	Sr.	at Washington St.	Aug. 30, 1997

Nelson Rosario (6)

Yds.	Rec.	Cl.	Oppt.	Date
152	6	So.	at Oregon State	Oct. 31, 2009
151	5	Sr.	Arizona State	Nov. 5, 2011
120	3	Sr.	Washington St.	Oct. 8, 2011
118	7	Sr.	USC	Nov. 26, 2011
111	7	So.	Washington	Nov. 7, 2009
102	6	Sr.	Colorado	Nov. 19, 2011

Caleb Wilson (5)

Yds.	Rec.	Cl.	Oppt.	Date
208	15	R-So.	Texas A&M	Sept. 3, 2017
184	9	R-Jr.	Stanford	Nov. 24, 2018
164	11	R-Jr.	at Arizona State	Nov. 10, 2018
145	11	R-So.	at Stanford	Sept. 23, 2017
102	9	R-Jr.	Washington	Oct. 6, 2018

Sean LaChapelle (5)

Yds.	Rec.	Cl.	Oppt.	Date
154	7	Sr.	Cal St. Fullerton	Sept. 12, 1992
148	8	Jr.	at Oregon St.	Oct. 19, 1991
136	8	Jr.	California	Oct. 5, 1991
135	11	Jr.	at Arizona St.	Oct. 26, 1991
109	5	So.	at Washington St.	Sept. 29, 1990

Brian Poli-Dixon (5)

Yds.	Rec.	Cl.	Oppt.	Date
165	8	Jr.	at Washington	Nov. 11, 2000
149	6	Sr.	Oregon	Nov. 10, 2001
130	4	So.	at Miami	Dec. 5, 1998
107	6	Sr.	at Oregon St.	Sept. 29, 2001
107	8	Jr.	Arizona St.	Sept. 30, 2000

Darren Andrews (5)

Yds.	Rec.	Cl.	Oppt.	Date
175	10	R-Sr.	at Memphis	Sept. 16, 2017
142	12	R-Sr.	Texas A&M	Sept. 3, 2017
116	8	R-Jr.	at Wash. State	Oct. 15, 2016
108	9	R-Jr.	Arizona	Oct. 1, 2016
100	4	So.	at Stanford	Oct. 15, 2015

Greg Dulcich (4)

Yds.	Rec.	Cl.	Oppt.	Date
167	8	R-So.	USC	Dec. 12, 2020
136	9	R-Jr.	Arizona State	Oct. 2, 2021
126	4	R-So.	at Colorado	Nov. 7, 2020
117	3	R-Jr.	LSU	Sept. 4, 2021

Kyle Phillips (4)

Yds.	Rec.	Cl.	Oppt.	Date
123	12	R-Fr.	at USC	Nov. 23, 2019
120	5	R-Jr.	at Stanford	Sept. 25, 2021
113	7	R-Jr.	Fresno State	Sept. 18, 2021
100	10	R-Fr.	at Stanford	Oct. 17, 2019

Thomas Duarte (4)

Yds.	Rec.	Cl.	Oppt.	Date
141	10	Jr.	California	Oct. 22, 2015
116	6	Jr.	at Oregon St.	Nov. 7, 2015
110	4	So.	Memphis	Sept. 6, 2014
101	6	Jr.	Arizona State	Oct. 3, 2015

Cormac Carney (4)

Yds.	Rec.	Cl.	Oppt.	Date
137	6	Sr.	Stanford	Nov. 13, 1982
132	4	Sr.	at California	Oct. 23, 1982
116	7	So.	Stanford	Oct. 11, 1980
103	6	Sr.	at Colorado	Oct. 2, 1982

Mike Sherrard (4)

Yds.	Rec.	Cl.	Oppt.	Date
140	7	So.	Arizona St.	Sept. 17, 1983
136	8	So.	Washington	Oct. 29, 1983
120	7	Sr.	at Tennessee	Sept. 14, 1985
102	6	Sr.	at BYU	Sept. 7, 1985

Mercedes Lewis (3)

Yds.	Rec.	Cl.	Oppt.	Date
131	11	Sr.	at Arizona	Nov. 5, 2005
131	7	Sr.	at San Diego St.	Sept. 3, 2005
108	7	Sr.	Arizona State	Nov. 12, 2005

Paco Craig (3)

Yds.	Rec.	Cl.	Oppt.	Date
122	3	Jr.	Arizona	Oct. 11, 1986
102	5	Sr.	at Arizona St.	Oct. 31, 1987
102	4	Sr.	California	Oct. 24, 1987

Skip Hicks (3)

Yds.	Rec.	Cl.	Oppt.	Date
117	7	Sr.	Tennessee	Sept. 6, 1997
113	4	Jr.	at California	Oct. 26, 1996
106	3	Sr.	Washington	Nov. 15, 1997

Scott Miller (3)

Yds.	Rec.	Cl.	Oppt.	Date
175	8	Sr.	USC	Nov. 17, 1990
152	4	Sr.	Arizona	Oct. 6, 1990
130	8	Sr.	at Oregon	Nov. 3, 1990

Reggie Moore (3)

Yds.	Rec.	Cl.	Oppt.	Date
133	8	Sr.	Stanford	Sept. 15, 1990
122	6	So.	at California	Oct. 15, 1988
105	5	So.	at Washington	Oct. 1, 1988

Tab Perry (3)

Yds.	Rec.	Cl.	Oppt.	Date
145	7	Jr.	at Oregon St.	Oct. 5, 2002
126	7	Jr.	Oregon	Oct. 12, 2002
113	5	So.	at Alabama	Sept. 1, 2001

Theo Howard (2)

Yds.	Rec.	Cl.	Oppt.	Date
119	8	So.	Kansas State (Cactus)	Dec. 26, 2017
110	7	So.	Hawai'i	Sept. 9, 2017

Kenneth Walker III (2)

Yds.	Rec.	Cl.	Oppt.	Date
115	6	R-Sr.	at Texas A&M	Sept. 3, 2016
114	4	R-Sr.	Arizona	Oct. 1, 2016

Shaq Evans (2)

Yds.	Rec.	Cl.	Oppt.	Date
148	6	Sr.	Oregon State	Sept. 22, 2012
114	8	Sr.	USC	Nov. 17, 2012

Brandon Breazell (2)

Yds.	Rec.	Cl.	Oppt.	Date
121	6	Sr.	at Utah	Sept. 15, 2007
111	6	Sr.	at Stanford	Sept. 1, 2007

George Farmer (2)

Yds.	Rec.	Cl.	Oppt.	Date
125	9	Sr.	at Wisconsin	Sept. 27, 1969
111	8	Sr.	at USC	Nov. 22, 1969

Mike Seidman (2)

Yds.	Rec.	Cl.	Oppt.	Date
138	8	Sr.	at Oregon St.	Oct. 5, 2002
134	6	Sr.	at San Diego St.	Sept. 28, 2002

Gwen Cooper (2)

Yds.	Rec.	Cl.	Oppt.	Date
129	6	Sr.	California	Oct. 18, 1969
104	4	Jr.	Stanford	Oct. 26, 1968

Ron Copeland (2)

Yds.	Rec.	Cl.	Oppt.	Date
116	2	Jr.	Syracuse	Nov. 25, 1967
104	4	Jr.	Washington	Nov. 11, 1967

Jojo Townsend (2)

Yds.	Rec.	Cl.	Oppt.	Date
133	5	Sr.	Long Beach St.	Sept. 11, 1982
108	7	S		

RECORDS

100-YARD MULTI-GAME RUSHING LEADERS

Gaston Green (20)

Yds.	Att.	Cl.	Oppt.	Year
266	33	Jr.	BYU (Freedom Bowl)	1986
224	39	Jr.	USC	1986
220	28	Sr.	California	1987
194	24	So.	at Tennessee	1985
162	24	Jr.	Washington State	1986
149	39	Sr.	Arizona	1987
145	28	So.	at USC	1985
144	21	Fr.	Miami (Fiesta Bowl)	1984
142	26	Jr.	Stanford	1986
139	14	Sr.	at Stanford	1987
138	30	Sr.	at USC	1987
135	19	Sr.	San Diego State	1987
134	21	Jr.	at California	1986
134	18	Fr.	USC	1984
131	16	Jr.	San Diego State	1986
123	21	Jr.	at Oregon State	1986
122	23	Sr.	Oregon	1987
115	22	Sr.	Fresno State	1987
108	23	So.	Oregon State	1985
100	35	Jr.	at Washington	1986

Johnathan Franklin (19)

Yds.	Att.	Cl.	Oppt.	Year
217	26	R-Sr.	Nebraska	2012
216	30	R-So.	Washington State	2010
214	15	R-Sr.	at Rice	2012
194	19	R-Sr.	at Stanford	2012
171	29	R-Sr.	USC	2012
164	26	R-Sr.	at Arizona State	2012
162	24	R-Sr.	Arizona	2012
162	15	R-Jr.	Colorado	2011
158	26	R-So.	Houston	2010
128	16	R-Jr.	Houston	2011
119	23	R-Fr.	Kansas State	2009
118	19	R-So.	Texas	2010
111	15	R-Sr.	Colorado	2012
110	25	R-Sr.	Houston	2012
110	12	R-Jr.	Washington State	2011
109	13	R-So.	USC	2010
102	15	R-Sr.	at California	2012
101	11	R-Fr.	California	2009
100	23	R-So.	Oregon State	2010

Freeman McNeil (17)

Yds.	Att.	Cl.	Oppt.	Year
248	29	Sr.	Stanford	1980
197	36	Jr.	at Stanford	1979
192	32	Jr.	California	1979
176	21	Jr.	Purdue	1979
164	36	Jr.	at Oregon	1979
158	28	Sr.	at Arizona	1980
148	24	Jr.	at Washington State	1979
142	24	Jr.	Arizona State	1979
120	30	Jr.	at USC	1979
119	26	Jr.	Houston	1979
118	31	Sr.	at Ohio State	1980
117	29	Sr.	at Purdue	1980
115	25	Sr.	at California	1980
111	24	Sr.	USC	1980
111	14	Sr.	Colorado	1980
109	18	Sr.	Oregon State (Tokyo)	1980
104	15	So.	Arizona	1978

Karim Abdul-Jabbar (15)

Yds.	Att.	Cl.	Oppt.	Year
261	42	Jr.	at Stanford	1995
217	33	Jr.	California	1995
207	35	Jr.	Arizona State	1995
187	40	So.*	at Stanford	1993
180	29	Jr.	Miami	1995
180	14	R-So.	at Arizona State	1994
158	24	R-So.	SMU	1994
152	26	Jr.	Kansas (Aloha Bowl)	1995
147	22	Jr.	at BYU	1995
135	25	R-So.	USC	1994
133	21	R-So.	Tennessee	1994
131	25	R-So.	Oregon State	1994
127	32	Jr.	Oregon	1995
125	28	Jr.	at Washington State	1995
110	18	R-So.	Stanford	1994

* injured during true sophomore season

Skip Hicks (15)

Yds.	Att.	Cl.	Oppt.	Year
190	27	Sr.	at Washington State	1997
175	34	Jr.	at Oregon	1996
148	19	Fr.	Nebraska	1993
147	25	Sr.	Washington	1997
146	28	Jr.	at California	1996
140	31	Sr.	Texas A&M (Cotton Bowl)	1997
132	19	Fr.	Arizona State	1993
121	26	Sr.	at Stanford	1997
118	28	Sr.	Arizona	1997
117	25	Sr.	at USC	1997
116	20	Jr.	USC	1996
116	24	Jr.	Washington State	1996
114	22	Jr.	Arizona State	1996
113	23	Sr.	California	1997
101	18	Jr.	NE Louisiana	1996

DeShaun Foster (13)

Yds.	Att.	Cl.	Oppt.	Year
301	31	Sr.	Washington	2001
189	28	Sr.	Kansas	2001
187	42	Jr.	Alabama	2000
159	33	Jr.	Stanford	2000
147	31	Sr.	Oregon State	2001
140	29	Jr.	Fresno State	2000
118	20	Fr.	Arizona	1999
117	24	Sr.	California	2001
110	24	Sr.	Alabama	2001
109	15	Fr.	USC	1998
107	26	Jr.	Wisconsin (Sun Bowl)	2000
102	28	Sr.	Washington State	2001
100	19	So.	at Stanford	1999

Wendell Tyler (12)

Yds.	Att.	Cl.	Oppt.	Year
180	24	Jr.	at Stanford	1975
172	21	Jr.	Ohio State (Rose Bowl)	1975
156	17	Sr.	Air Force	1976
143	23	Jr.	California	1975
142	21	Jr.	at Air Force	1975
131	19	Sr.	at California	1976
130	17	Jr.	at USC	1975
129	10	Jr.	Tennessee	1975
125	19	Jr.	at Oregon	1975
106	11	Sr.	Washington State	1976
106	16	So.	Stanford	1974
105	21	Jr.	Oregon State	1975

Paul Perkins (11)

Yds.	Att.	Cl.	Oppt.	Year
219	26	Jr.	BYU	2015
194	20	So.	Kansas State	2014
190	22	So.	Oregon	2014
180	19	So.	at Colorado	2014
151	18	Jr.	at UNLV	2015
137	14	So.	at Arizona State	2014
126	24	So.	v. Texas	2014
121	20	Jr.	Wash. State	2015
118	12	Jr.	Colorado	2015
116	17	So.	Stanford	2014
104	14	Jr.	at Stanford	2015

Theotis Brown (11)

Yds.	Att.	Cl.	Oppt.	Year
274	26	Sr.	Oregon	1978
220	35	So.	at Washington	1976
150	15	Sr.	Washington State	1978
148	23	Sr.	at Kansas	1978
127	22	So.	at Arizona State	1976
115	21	Sr.	Arizona	1978
113	16	Jr.	California	1977
103	15	Sr.	at Tennessee	1978
102	16	So.	Alabama (Liberty Bowl)	1976
102	20	So.	at Ohio State	1976
100	21	Jr.	at Washington State	1977

Joshua Kelley (10)

Yds.	Att.	Cl.	Oppt.	Year
289	40	R-Jr.	USC	2018
176	18	R-Sr.	at Stanford	2019
164	34	R-Sr.	Arizona State	2019
161	26	R-Jr.	at Oregon	2018
157	30	R-Jr.	at Cal	2018
136	31	R-Jr.	Arizona	2018
127	27	R-Sr.	at Arizona	2019
126	12	R-Sr.	Colorado	2019
125	20	R-Jr.	Washington	2018
124	12	R-Jr.	at Colorado	2018

Maurice Jones-Drew (9)

Yds.	Att.	Cl.	Oppt.	Year
322	26	So.	Washington	2004
176	18	Fr.	Arizona State	2003
161	21	So.	San Diego State	2004
142	21	So.	Illinois	2004
126	25	So.	Wyoming	2004
120	21	Jr.	Oregon State	2005
114	11	Jr.	San Diego State	2005
109	29	Jr.	Washington State	2005
105	12	So.	Stanford	2004

Kermit Johnson (9)

Yds.	Att.	Cl.	Oppt.	Year
183	15	Jr.	Arizona	1972
168	11	Sr.	at Stanford	1973
168	17	Jr.	at Pittsburgh	1972
146	20	Sr.	at Oregon	1973
141	11	Sr.	Washington	1973
139	10	Jr.	at California	1972
123	9	Sr.	Utah	1973
120	16	So.	at Arizona	1971
107	12	Sr.	at USC	1973

Kevin Nelson (9)

Yds.	Att.	Cl.	Oppt.	Year
186	31	Fr.	at Arizona State	1980
152	25	So.	at Arizona	1981
145	31	Sr.	Washington	1983
131	17	Sr.	at Oregon	1983
129	18	Sr.	California	1983
126	26	So.	Colorado	1981
123	20	Fr.	at Wisconsin	1980
116	22	So.	at Stanford	1981
111	28	So.	Arizona State	1981

Chris Markey (8)

Yds.	Att.	Cl.	Oppt.	Year
208	23	Jr.	Rice	2006
193	14	Sr.	Washington	2007
161	24	So.	Northwestern	2005
144	19	Jr.	Florida State	2006
136	20	Jr.	California	2006
131	23	Fr.	Oregon	2004
124	19	Jr.	Washington	2006
117	27	Sr.	BYU (LV Bowl)	2007

Brian Brown (8)

Yds.	Att.	Cl.	Oppt.	Year
175	22	Sr.	San Diego State	1990
134	19	R-Fr.	at Arizona State	1987
125	37	Sr.	at Washington State	1990
113	12	Sr.	at Washington	1990
108	17	Sr.	Oregon State	1990
106	25	So.	Stanford	1988
103	21	Sr.	Arizona	1990
102	16	So.	at Oregon	1988

James Owens (8)

Yds.	Att.	Cl.	Oppt.	Year
161	21	Sr.	Washington State	1978
136	19	Jr.	at Washington State	1977
134	16	Jr.	Iowa	1977
123	22	So.	at Washington	1976
121	17	Sr.	Arkansas (Fiesta Bowl)	1978
113	10	Jr.	Oregon State	1977
104	19	So.	Oregon State	1976
102	23	Sr.	Stanford	1978

Zach Charbonnet (7)

Yds.	Att.	Cl.	Oppt.	Year
167	28	Jr.	at USC	2021
131	21	Jr.	at Washington	2021
118	24	Jr.	at Stanford	2021
117	21	Jr.	at Arizona	2021
117	11	Jr.	LSU	2021
106	22	Jr.	California	2021
106	6	Jr.	Hawai'i	2021

Eric Ball (7)

Yds.	Att.	Cl.	Oppt.	Year
227	22	R-Fr.	Iowa (Rose Bowl)	1985
148	35	Sr.	Nebraska	1988
128	25	Jr.	Oregon State	1987
122	17	Sr.	San Diego State	1988
108	11	Sr.	Long Beach St.	1988
107	22	Sr.	Washington	1988
101	14	R-Fr.	California	1985

RECORDS

Tyler Ebell (7)

Yds.	Att.	Cl.	Oppt.	Year
203	29	R-Fr.	Oregon State	2002
160	39	R-Fr.	Stanford	2002
124	22	R-Fr.	Arizona	2002
119	26	R-Fr.	Oregon	2002
105	12	So.	Washington State	2003
102	31	R-Fr.	Washington	2002
102	28	R-Fr.	California	2002

Greg Jones (7)

Yds.	Att.	Cl.	Oppt.	Year
160	19	So.	Pittsburgh	1967
145	26	Sr.	Wisconsin	1969
135	16	So.	Tennessee	1967
112	20	Sr.	Washington State	1969
105	23	Jr.	Washington	1968
103	21	Sr.	Oregon	1969
103	20	Sr.	California	1969

Kevin Williams (7)

Yds.	Att.	Cl.	Oppt.	Year
210	30	Jr.	Oregon	1991
151	19	Jr.	Arizona	1991
134	16	Jr.	Oregon State	1991
132	13	Jr.	BYU	1991
131	21	Jr.	USC	1991
124	23	Sr.	Cal St. Fullerton	1992
112	16	Jr.	Washington State	1991

Bill Kilmer (6)

Yds.	Att.	Cl.	Oppt.	Year
180	27	Sr.	Utah	1960
147	27	Sr.	Duke	1960
124	12	Sr.	Air Force	1960
112	20	Jr.	Stanford	1959
109	16	Sr.	California	1960
105	14	Jr.	NC State	1959

James McAlister (6)

Yds.	Att.	Cl.	Oppt.	Year
121	11	Jr.	Arizona	1972
117	14	Sr.	Stanford	1973
108	25	Sr.	Michigan State	1973
108	11	Sr.	Oregon State	1973
104	11	Sr.	Utah	1973
101	18	Sr.	Iowa	1973

John Sciarra (6)

Yds.	Att.	Cl.	Oppt.	Year
178	19	Jr.	Tennessee	1974
147	15	Sr.	Washington State	1975
130	5	So.	Washington	1973
121	21	Sr.	Stanford	1975
109	13	Sr.	Oregon	1975
102	25	Sr.	Iowa State	1975

Kahlil Bell (5)

Yds.	Att.	Cl.	Oppt.	Year
195	19	Jr.	Stanford	2007
142	22	Jr.	California	2007
136	19	Fr.	Northwestern	2005
109	27	Jr.	Washington	2007
102	19	So.	Rice	2006

Cal Rossi (5)

Yds.	Att.	Cl.	Oppt.	Year
169	22	So.	Oregon	1945
155	27	So.	St. Mary's Pre-Flight	1945
145	13	So.	San Diego Navy	1945
106	15	So.	USC	1945
104	18	So.	California	1945

Demetric Felton Jr. (4)

Yds.	Att.	Cl.	Oppt.	Year
206	32	R-Sr.	Arizona	2020
167	34	R-Sr.	at Oregon	2020
111	11	R-Jr.	Oregon State	2019
107	25	R-Sr.	California	2020

Derrick Coleman (4)

Yds.	Att.	Cl.	Oppt.	Year
185	15	Jr.	Washington State	2010
135	14	Sr.	San Jose State	2011
119	17	Sr.	Arizona State	2011
100	20	Sr.	Oregon State	2011

Sam Brown (4)

Yds.	Att.	Cl.	Oppt.	Year
150	27	Sr.	USC	1955
140	24	Sr.	Washington	1955
119	13	Sr.	Stanford	1955
108	9	Jr.	San Diego Navy	1954

Mel Farr (4)

Yds.	Att.	Cl.	Oppt.	Year
155	12	Jr.	California	1965
128	19	Sr.	Stanford	1966
119	15	Sr.	Air Force	1966
115	14	Jr.	Air Force	1965

Brett Hundley (3)

Yds.	Att.	Cl.	Oppt.	Year
161	10	R-So.	Virginia Tech (Sun)	2013
131	24	R-Jr.	Arizona	2014
110	12	R-Jr.	at Colorado	2014

Jordan James (3)

Yds.	Att.	Cl.	Oppt.	Year
164	19	R-Jr.	New Mexico State	2013
155	21	R-Jr.	Nevada	2013
105	22	R-Jr.	at Nebraska	2013

Danny Andrews (3)

Yds.	Att.	Cl.	Oppt.	Year
148	21	So.	Stanford	1982
136	35	Sr.	Oregon State	1984
119	20	Sr.	Arizona State	1984

Paul Cameron (3)

Yds.	Att.	Cl.	Oppt.	Year
128	22	Sr.	Oregon	1953
121	8	Sr.	Washington State	1953
114	19	So.	Santa Clara	1951

Russel Charles (3)

Yds.	Att.	Cl.	Oppt.	Year
154	20	Sr.	Oregon State	1974
112	18	Sr.	Utah	1974
109	17	Sr.	Stanford	1974

Mickey Cureton (3)

Yds.	Att.	Cl.	Oppt.	Year
179	11	Sr.	Northwestern	1969
133	14	Sr.	California	1969
106	15	Jr.	Washington State	1968

Mike Haffner (3)

Yds.	Att.	Cl.	Oppt.	Year
157	17	So.	Vanderbilt	1961
120	27	So.	Pittsburgh	1961
119	24	So.	California	1961

Marv Kendricks (3)

Yds.	Att.	Cl.	Oppt.	Year
182	28	Jr.	USC	1970
140	20	Sr.	Washington State	1971
138	13	Jr.	Oregon	1970

Bob Smith (3)

Yds.	Att.	Cl.	Oppt.	Year
178	24	Sr.	Air Force	1961
177	17	Sr.	California	1961
121	19	Jr.	Duke	1960

Skip Smith (3)

Yds.	Att.	Cl.	Oppt.	Year
135	22	So.	Washington State	1958
107	7	Jr.	NC State	1959
103	13	Jr.	Stanford	1959

Randy Tyler (3)

Yds.	Att.	Cl.	Oppt.	Year
108	13	Sr.	Washington	1972
102	23	So.	Oregon State	1970
102	15	Jr.	Washington	1971

Kenny Washington (3)

Yds.	Att.	Cl.	Oppt.	Year
164	11	Sr.	Montana	1939
142	25	Sr.	Washington	1939
141	22	Sr.	California	1939

Shawn Wills (3)

Yds.	Att.	Cl.	Oppt.	Year
137	16	Sr.	Oregon State	1991
120	18	Fr.	Arkansas(Cotton Bowl)	1988
119	15	Sr.	Arizona	1991

Dorian Thompson-Robinson (2)

Yds.	Att.	Cl.	Oppt.	Year
109	9	Jr.	at Colorado	2020
102	13	Sr.	California	2021

Brittain Brown (2)

Yds.	Att.	Cl.	Oppt.	Year
219	29	Grad.1	Stanford	2020
146	12	Grad.2	at Arizona	2021

Manuel White (2)

Yds.	Att.	Cl.	Oppt.	Year
145	20	Sr.	Oklahoma State	2004
102	18	Jr.	Illinois	2003

Chris Alexander (2)

Yds.	Att.	Cl.	Oppt.	Year
227	35	So.	Oregon State	1992
103	14	So.	California	1992

Eddie Ayers (2)

Yds.	Att.	Cl.	Oppt.	Year
111	15	Sr.	Washington State	1975
110	15	Jr.	Oregon State	1974

Ricky Davis (2)

Yds.	Att.	Cl.	Oppt.	Year
153	26	Sr.	USC	1993
124	26	So.	Arizona State	1991

Bill Bolden (2)

Yds.	Att.	Cl.	Oppt.	Year
117	7	So.	Washington State	1967
108	3	Sr.	California	1969

Keith Brown (2)

Yds.	Att.	Cl.	Oppt.	Year
182	24	Sr.	Arizona State	1999
101	19	Jr.	Oregon	1998

Jeff Dankworth (2)

Yds.	Att.	Cl.	Oppt.	Year
155	19	Sr.	Arizona State	1976
107	18	Sr.	California	1976

Anthony Edgar (2)

Yds.	Att.	Cl.	Oppt.	Year
168	39	So.	Wisconsin	1979
128	17	So.	Oregon	1979

Mark Harmon (2)

Yds.	Att.	Cl.	Oppt.	Year
123	13	Sr.	California	1973
107	14	Jr.	Washington	1972

Akil Harris (2)

Yds.	Att.	Cl.	Oppt.	Year
138	22	So.	Arizona State	2001
100	13	R-Fr.	Arizona State	2000

Jermaine Lewis (2)

Yds.	Att.	Cl.	Oppt.	Year
113	22	So.	Texas	1998
104	17	Sr.	Arizona State	2000

James Milliner (2)

Yds.	Att.	Cl.	Oppt.	Year
113	9	So.	BYU	1993
109	8	So.	San Diego State	1993

Ted Narleski (2)

Yds.	Att.	Cl.	Oppt.	Year
138	21	So.	USC	1950
101	17	So.	Purdue	1950

HISTORY

ALL-TIME RESULTS

1919: FRED W. COZENS

10/3	L	0	at Manual Arts HS	74
10/10	L	6	at Hollywood HS	19
10/17	L	12	at Bakersfield HS	27
10/24	W	7	Occidental Frosh	2
10/30	W	7	Los Angeles JC	0
11/7	L	0	USS Idaho	20
11/14	L	7	Los Angeles JC	21
11/21	L	13	at Occidental Frosh	30
52 Season totals				193
<i>W—2, L—6, T—0</i>				

1920: HARRY TROTTER

10/2	L	0	at Pomona	41
10/9	L	0	Occidental	21
10/30	L	21	at Redlands	27
11/13	L	0	Caltech	32
11/20	L	0	at Whittier	103
21 Season totals				224
<i>W—0, L—5, T—0</i>				

1921: HARRY TROTTER

10/8	L	7	Redlands	35
10/15	L	7	Pomona	55
10/29	L	0	at Occidental	35
11/5	L	0	Whittier	62
11/11	L	0	at Caltech	27
14 Season totals				214
<i>W—0, L—5, T—0</i>				

1922: HARRY TROTTER

10/7	W	24	at San Diego State	6
10/14	W	34	at Redlands	9
10/21	L	7	Occidental	14
11/4	T	6	at Whittier	6
11/18	L	6	at Pomona	20
11/25	L	6	Caltech	7
83 Season totals				62
<i>W—2, L—3, T—1</i>				

1923: JAMES CLINE

10/13	W	12	San Diego State	0
10/20	W	6	Loyola	0
10/27	L	12	Whittier	14
11/3	L	6	Pomona	27
11/12	L	6	Redlands	12
11/17	L	6	at Occidental	20
11/24	L	6	Caltech (Rose Bowl)	59
54 Season totals				132
<i>W—2, L—5, T—0</i>				

1924: JAMES CLINE

10/4	T	0	Loyola	0
10/11	L	13	La Verne	14
10/18	L	0	at Whittier	6
10/25	L	7	Occidental	20
11/1	L	7	at Pomona	50
11/11	T	0	at Redlands	0
11/15	T	13	at San Diego State	13
11/22	L	0	Caltech	6
40 Season totals				109
<i>W—0, L—5, T—3</i>				

1925: WILLIAM H. SPAULDING

9/26	W	7	San Diego State	0
10/3	W	16	La Verne	3
10/10	W	26	Pomona	0
10/16	L	0	Whittier	7
10/24	W	9	at Occidental	0
10/31	L	0	at St. Mary's	28
11/7	W	23	Redlands	0
11/14	L	0	at Stanford	82
11/21	T	10	at Caltech	10
91 Season totals				130
<i>W—5, L—3, T—1</i>				

1926: WILLIAM H. SPAULDING

9/25	W	25	Santa Barbara St.	0
10/9	W	42	San Diego State	7
10/16	L	6	at Whittier	16
10/23	W	27	at Pomona	7
11/6	W	24	Occidental	7
11/13	W	26	at Redlands	3
11/20	L	3	Caltech	7
11/27	L	0	Iowa State	20
153 Season totals				67
<i>W—5, L—3, T—0</i>				

1927: WILLIAM H. SPAULDING

9/24	W	33	Santa Barbara St.	0
10/1	W	7	Fresno State	0
10/8	W	25	Whittier	6
10/15	W	8	Occidental	0
10/28	W	32	Redlands	0
11/5	T	7	Pomona	7
11/12	W	13	at Caltech	0
11/19	L	13	at Arizona	16
11/26	L	6	Drake	25
144 Season totals				54
<i>W—6, L—2, T—1</i>				

Joined Pacific Coast Conf.

1928: WILLIAM H. SPAULDING

9/22	W	19	Santa Barbara St.	0
9/29	T	7	Arizona	7
10/6	W	32	at Caltech	0
10/13	L	7	at Stanford	45
10/20	W	29	Pomona	0
10/27	L	6	at Idaho	20
11/10	L	0	at Washington St.	38
11/17	W	65	La Verne	0
11/29	L	6	Oregon	26
171 Season totals				136
<i>W—4, L—4, T—1 (0-4, 9th in PCC)</i>				

1929: WILLIAM H. SPAULDING

9/28	L	0	USC	76
10/5	W	56	Fresno State	6
10/12	L	0	Stanford	57
10/19	W	31	at Caltech	0
10/26	W	20	Pomona	0
11/2	L	0	at Oregon	27
11/16	L	0	St. Mary's	24
11/28	W	14	Montana	0
121 Season totals				190
<i>W—4, L—4, T—0 (1-3, 6th in PCC)</i>				

1930: WILLIAM H. SPAULDING

9/27	L	0	USC	52
10/11	W	21	Pomona	0
10/17	L	6	St. Mary's	21
10/24	W	30	Caltech	0
10/31	L	0	Stanford	20
11/8	L	0	at Oregon	7
11/21	L	0	Oregon State	19
11/29	W	20	Idaho	6
77 Season totals				125
<i>W—3, L—5, T—0 (1-4, 7-8th in PCC)</i>				

1931: WILLIAM H. SPAULDING

9/25	T	0	Occidental	0
10/3	L	0	at Washington St.	13
10/17	L	0	at Northwestern	19
10/24	W	46	Pomona	0
10/31	L	6	at Stanford	12
11/11	W	12	St. Mary's	0
11/21	L	6	Oregon	13
11/26	W	13	Florida	0
83 Season totals				57
<i>W—3, L—4, T—1 (0-3, 9th in PCC)</i>				

1932: WILLIAM H. SPAULDING

9/23	W	26	UC Davis	0
9/30	W	6	Idaho	0
10/15	W	12	at Oregon	7
10/22	W	51	Caltech	0
10/29	W	13	Stanford	6
11/11	L	7	St. Mary's	14
11/19	W	32	Montana	0
11/24	L	0	Washington State	3
12/3	L	0	Washington	19
12/17	L	2	at Florida	12
149 Season totals				61
<i>W—6, L—4, T—0 (4-2, 3rd in PCC)</i>				

1933: WILLIAM H. SPAULDING

9/23	W	34	Los Angeles JC	0
9/23	W	13	San Diego State	0
9/30	L	0	at Stanford	3
10/6	W	22	Utah	0
10/21	W	20	Loyola	7
10/28	L	0	Oregon	7
11/4	T	0	California	0
11/11	W	14	at San Diego Marines	13
11/18	L	0	at Washington	10
11/25	L	14	St. Mary's	22
11/30	W	7	Washington State	0
123 Season totals				62
<i>W—6, L—4, T—1 (1-3-1, 8th in PCC)</i>				

1934: WILLIAM H. SPAULDING

9/22	W	14	Pomona	0
9/22	W	20	San Diego State	0
9/29	L	3	at Oregon	26
10/13	W	16	Montana	0
10/20	L	0	at California	3
10/27	W	49	UC Davis	0
11/3	L	0	Stanford	27
11/12	W	6	St. Mary's	0
11/24	W	25	Oregon State	7
11/29	W	13	Loyola	6
146 Season totals				69
<i>W—7, L—3, T—0 (2-3, 6th in PCC)</i>				

1935: WILLIAM H. SPAULDING

9/28	W	39	Utah State	0
10/5	W	20	at Oregon State	7
10/19	W	7	at Stanford	6
10/26	W	33	Oregon	6
11/2	L	2	California	14
11/9	L	0	SMU	21
11/15	W	19	Hawaii	6
11/23	W	14	Loyola	6
12/7	W	13	Idaho	6
12/14	W	13	at St. Mary's	7
160 Season totals				79
<i>W—8, L—2, T—0 (4-1, 1st in PCC)</i>				

1936: WILLIAM H. SPAULDING

9/26	W	21	Occidental	0
9/26	W	26	Pomona	0
10/2	W	30	Montana	0
10/10	L	0	Washington	14
10/17	W	17	at California	6
10/24	W	22	Oregon State	13
10/31	L	6	Stanford	19
11/7	W	7	at Oregon	0
11/14	L	7	Washington State	32
11/26	T	7	at USC	7
143 Season totals				91
<i>W—6, L—3, T—1 (4-3-1, 5th in PCC)</i>				

1937: WILLIAM H. SPAULDING

9/24	W	26	Oregon	13
10/9	L	7	at Stanford	12
10/16	T	7	at Oregon State	7
10/23	L	0	Washington State	3
10/30	L	14	California	27
11/13	L	0	at Washington	26
11/20	L	13	SMU	26
11/27	W	13	Missouri	0
12/4	L	13	USC	19
93 Season totals				133
<i>W—2, L—6, T—1 (1-5-1, 8th in PCC)</i>				

1938: WILLIAM H. SPAULDING

9/23	W	27	Iowa	3
10/1	L	12	at Oregon	14
10/8	W	13	Washington	0
10/15	L	7	at California	20
10/22	W	33	Idaho	0
10/29	W	6	Stanford	0
11/5	W	21	at Washington St.	0
11/12	L	7	Wisconsin (15)	14
11/24	L	7	at USC (14)	42
12/10	T	6	Oregon State	6
12/26	W	46	at Honolulu Town	0
1/2	W	32	at Hawaii	7
217 Season totals				106
<i>W—7, L—4, T—1 (4-3-1, 13rd in PCC)</i>				

1939: EDWIN C. HORRELL

9/29	W	6	Texas Christian	2
10/7	W	14	at Washington	7
10/14	T	14	at Stanford	14
10/21	W	20	Montana	6
10/28	W	16	Oregon	6
11/4	W	20	(19) California	7
11/18	T	0	(11) Santa Clara (14)	0
11/25	T	13	(13) Oregon State	13
11/30	W	24	(13) Washington State	7
12/9	T	0	(9) at USC (3)	0
127 Season totals				62
<i>W—6, L—0, T—4 (5-0-3, 2nd in PCC)</i>				
<i>Final Poll: 7th by AP</i>				

1940: EDWIN C. HORRELL

9/27	L	6	SMU	9
10/4	L	6	Santa Clara	9
10/12	L	0	Texas A&M	7
10/19	L	7	at California	9
10/26	L	0	Oregon State	7
11/2	L	14	Stanford (6)	20
11/9	L	0	at Oregon	18
11/16	W	34	Washington State	26
11/23	L	0	Washington (13)	41
11/30	L	12	at USC	28
79 Season totals				174
<i>W—1, L—9, T—0 (1-6, 9th in PCC)</i>				

1941: EDWIN C. HORRELL

9/26	W	7	Washington State	6
10/4	L	0	at Stanford	33
10/10	W	14	Montana	7
10/18	L	7	at Washington	14
10/25	W	14	Oregon (16)	7
11/1	L	7	California	27
11/8	L	0	at Oregon State	19
11/15	W	29	Camp Haan	0
11/22	L	13	Santa Clara	31
12/6	T	7	USC	7
12/20	W	30	at Florida	27
128 Season totals				178
<i>W—5, L—5, T—1 (3-4-1, 6th in PCC)</i>				

1942: EDWIN C. HORRELL

9/25	L	6	Texas Christian	7
10/3	L	7	St. Mary's Pre-Flight	18
10/10	W	30	Oregon State	7
10/17	W	21	at California	0
10/24	W	14	(14) Santa Clara (9)	6
10/31	W	20	(11) Stanford	7
11/7	L	7	(10) at Oregon	14
11/21				

HISTORY

ALL-TIME RESULTS

1946: BERT LaBRUCHERIE

9/28	W 50	Oregon State	7
10/5	W 39	at Washington	13
10/12	W 26	(5) Stanford (17)	6
10/19	W 13	(4) at California	6
10/26	W 33	(5) Santa Clara	7
11/1	W 46	(4) St. Mary's	20
11/9	W 14	(4) at Oregon	0
11/16	W 61	(4) Montana	7
11/23	W 13	(4) USC (10)	6
11/30	W 18	(4) Nebraska	0
1/1	L 14	(4) Illinois (Rose Bowl)	45
327 Season totals			117
<i>W—10, L—1, T—0; (7-0, 1st in PCC)</i>			
Final Poll: 4th by AP			

1947: BERT LaBRUCHERIE

9/26	W 22	Iowa	7
10/4	L 26	at Northwestern	27
10/11	W 24	Oregon	7
10/18	W 39	(19) at Stanford	6
10/25	L 0	(16) SMU (12)	7
11/1	L 0	(19) California (14)	6
11/8	W 27	at Oregon State	7
11/15	W 34	Washington	7
11/22	L 0	(18) at USC (4)	6
172 Season totals			80
<i>W—5, L—4, T—0 (4-2, 4th in PCC)</i>			

1948: BERT LaBRUCHERIE

9/18	W 48	Washington State	26
9/25	L 0	Northwestern	19
10/2	W 28	Idaho	12
10/9	L 6	at Washington	27
10/16	L 14	Stanford	34
10/23	L 0	Oregon State	28
10/30	W 27	at Nebraska	15
11/6	L 13	at California (5)	28
11/12	L 7	Oregon (15)	26
11/20	L 13	USC	20
156 Season totals			235
<i>W—3, L—7, T—0 (2-6, 8th in PCC)</i>			

1949: RED SANDERS

9/16	W 35	Oregon State	13
9/24	W 41	at Iowa	25
9/30	W 35	at Oregon	27
10/8	W 14	(18) at Stanford	7
10/15	L 0	(13) Santa Clara	14
10/22	W 27	at Washington St.	20
10/29	L 21	(20) California	35
11/12	W 47	Washington	26
11/19	L 7	at USC	21
227 Season totals			188
<i>W—6, L—3, T—0 (5-2, 2nd in PCC)</i>			

1950: RED SANDERS

9/23	W 28	Oregon	0
9/30	W 42	Washington State	0
10/7	L 20	(13) at Washington (10)	21
10/13	L 6	Illinois	14
10/21	W 21	Stanford (6)	7
10/28	W 20	(18) at Purdue	6
11/4	W 20	(19) Oregon State	13
11/11	L 0	(19) at California (6)	35
11/25	W 39	USC	0
196 Season totals			96
<i>W—6, L—3, T—0 (5-2, 3rd in PCC)</i>			

1951: RED SANDERS

9/21	L 14	Texas A&M (6)	21
9/29	L 13	at Illinois (10)	27
10/6	W 44	Santa Clara	17
10/13	L 7	at Stanford (19)	21
10/20	W 41	Oregon	0
11/3	W 21	California (9)	7
11/10	W 7	at Oregon State	0
11/17	T 20	(18) Washington	20
11/24	W 21	(18) at USC (11)	7
188 Season totals			120
<i>W—5, L—3, T—1 (4-1-1, 2nd in PCC)</i>			
Final Poll: 17th by AP, T-17 by UPI			

1952: RED SANDERS

9/20	W 13	(18) Oregon	6
9/27	W 14	(18) Texas Christian (9)	0
10/4	W 32	(14) at Washington	7
10/11	W 20	(11) Rice	0
10/18	W 24	(10) Stanford (13)	14
10/25	W 20	(8) at Wisconsin (10)	7
11/1	W 28	(7) at California (11)	7
11/8	W 57	(5) Oregon State	0
11/22	L 12	(3) USC (4)	14
220 Season totals			55
<i>W—8, L—1, T—0 (6-1, 2nd in PCC)</i>			
Pre-Season Poll: 18th by AP;			
Final Poll: 6th by AP, UPI			

1953: RED SANDERS

9/18	W 41	(4) Oregon State	0
9/25	W 19	(4) Kansas	7
10/3	W 12	(5) at Oregon	0
10/9	W 13	(6) Wisconsin	0
10/17	L 20	(4) at Stanford	21
10/24	W 44	(12) Washington State	7
10/31	W 20	(10) California	6
11/14	W 22	(7) Washington	7
11/21	W 13	(5) at USC (9)	0
1/1	L 20	(5) Michigan State (8)(Rose Bowl)	28
224 Season totals			76
<i>W—8, L—2, T—0 (6-1, 1st in PCC)</i>			
Pre-Season Poll: 4th by AP;			
Final Poll: 4th by UPI, 5th by AP			

1954: RED SANDERS

9/18	W 67	(8) San Diego NTC	0
9/25	W 32	(8) at Kansas	7
10/1	W 12	(4) Maryland (6)	7
10/9	W 21	(2) at Washington	20
10/16	W 72	(3) Stanford	0
10/23	W 61	(3) at Oregon State	0
10/30	W 27	(3) at California	6
11/6	W 41	(1) Oregon	0
11/20	W 34	(2) USC (7)	0
367 Season totals			40
<i>W—9, L—0, T—0 (6-0, 1st in PCC)</i>			
NATIONAL CHAMPIONS (UPI)			
Pre-Season Poll: 8th by AP;			
Final Poll: 1st by UPI, 2nd by AP			

1955: RED SANDERS

9/16	W 21	(1) Texas A&M	0
9/24	L 0	(1) at Maryland (5)	7
10/1	W 55	(7) at Washington St.	0
10/7	W 38	(7) Oregon State	0
10/15	W 21	(9) at Stanford	13
10/21	W 33	(7) Iowa	13
10/29	W 47	(6) California	0
11/5	W 34	(5) at College of Pacific	0
11/12	W 19	(4) Washington	17
11/19	W 17	(5) at USC	7
1/2	L 14	(4) Michigan St. (Rose Bowl)	17
299 Season totals			74
<i>W—9, L—2, T—0 (6-0, 1st in PCC)</i>			
Pre-Season Poll: 1st by AP;			
Final Poll: 4th by AP, UPI			

1956: RED SANDERS

9/21	W 13	(17) Utah	7
9/29	L 13	at Michigan (13)	42
10/5	W 6	Oregon	0
10/13	W 28	Washington State	0
10/20	W 34	at California	20
10/27	L 7	at Oregon State	21
11/3	W 14	Stanford (10)	13
11/10	W 13	(19) at Washington	9
11/17	W 13	Kansas	0
11/24	L 7	USC	10
148 Season totals			122
<i>W—7, L—3, T—0 (5-2, T-2nd in PCC)</i>			
Pre-Season Poll: 17th by AP			

1957: RED SANDERS

9/20	W 47	Air Force	0
9/27	W 16	Illinois	6
10/5	L 0	at Oregon	21
10/12	W 19	Washington	0
10/19	W 26	Oregon State (7)	7
10/26	L 6	(15) at Stanford	20
11/2	W 16	California	14
11/9	W 19	at Washington St.	13
11/16	W 21	at College of Pacific	0
11/23	W 20	at USC	9
190 Season totals			90
<i>W—8, L—2, T—0 (5-2, 3rd in PCC)</i>			
Final Poll: 19th by UPI			

1958: GEORGE DICKERSON

9/20	L 6	Pittsburgh (19)	27
9/27	W 18	at Illinois	14
10/4	L 0	at Oregon State	14

BILL BARNES, ACTING COACH

10/10	L 14	Florida	21
10/18	W 20	at Washington	0
10/25	L 19	Stanford	21
11/1	L 20	Washington State	38
11/8	L 17	at California	20
11/15	W 7	Oregon	3
11/22	T 15	USC	15
136 Season totals			173
<i>W—3, L—6, T—1 (2-4-1, 6th in PCC)</i>			

Joined Athletic Association of Western Universities

1959: BILL BARNES

9/18	T 0	Purdue (11)	0
10/3	L 21	at Pittsburgh	25
10/17	W 19	California	12
10/23	L 7	Air Force	20
10/31	L 7	Washington (17)	23
11/7	W 55	at Stanford	13
11/13	W 21	North Carolina State	12
11/21	W 10	at USC (4)	3
11/28	W 21	(20) Utah	6
12/5	L 8	(17) Syracuse (1)	36
169 Season totals			150
<i>W—5, L—4, T—1 (3-1, T-1st in AAWU)</i>			

1960: BILL BARNES

9/17	W 8	Pittsburgh (7)	7
9/24	T 27	(8) at Purdue	27
10/15	L 8	(15) at Washington (13)	10
10/22	W 26	(19) Stanford	8
10/29	W 7	North Carolina State	0
11/5	W 28	(15) at California	0
11/12	W 22	(11) Air Force	0
11/19	L 6	(11) USC	17
11/26	W 16	at Utah	9
12/3	W 27	Duke (10)	6
175 Season totals			84
<i>W—7, L—2, T—1 (2-2, 3rd in AAWU)</i>			

1961: BILL BARNES

9/23	W 19	at Air Force	6
9/30	L 6	(9) at Michigan	29
10/7	L 3	at Ohio State (8)	13
10/14	W 28	Vanderbilt	21
10/21	W 20	Pittsburgh	6
10/28	W 20	at Stanford	0
11/4	W 35	California	15
11/10	W 28	Texas Christian	7
11/18	L 13	Washington	17
11/25	W 10	at USC	7
1/1	L 3	Minnesota (Rose Bowl)	21
185 Season totals			142
<i>W—7, L—4, T—0 (3-1, 1st in AAWU)</i>			
Final Poll: 16th by AP			

1962: BILL BARNES

10/6	W 9	Ohio State (1)	7
10/12	W 35	Colorado State	7
10/20	L 6	at Pittsburgh	8
10/27	L 7	Stanford	17
11/3	W 26	at California	16
11/10	L 11	Air Force	17
11/17	L 0	at Washington	30
11/24	L 3	USC (1)	14
12/1	W 14	at Utah	11
12/8	L 7	Syracuse	12
118 Season totals			139
<i>W—4, L—6, T—0 (1-3, 5th in AAWU)</i>			

1963: BILL BARNES

9/20	L 0	Pittsburgh	20
9/28	L 14	at Penn State	17
10/5	W 10	at Stanford	9
10/11	L 7	Syracuse	29
10/19	L 12	at Notre Dame	27
10/25	L 12	Illinois (4)	18
11/2	L 0	California	25
11/9	L 21	at Air Force	48
11/16	W 14	Washington	0
11/30	L 6	at USC	26
96 Season totals			219
<i>W—2, L—8, T—0 (2-2, 3rd in AAWU)</i>			

1964: BILL BARNES

9/12	W 17	at Pittsburgh	12
9/26	W 21	Penn State	14
10/3	W 27	Stanford	20
10/10	L 0	at Syracuse	39
10/17	L 0	at Notre Dame (4)	24
10/24	L 7	at Illinois	26
10/31	W 25	at California	21
11/7	L 15	Air Force	24
11/14	L 20	at Washington	22
11/21	L 13	USC	34
145 Season totals			236
<i>W—4, L—6, T—0 (2-2, 4th in AAWU)</i>			

1965: TOMMY PROTHRO

9/18	L 3	at Michigan State	13
10/2	W 24	at Penn State	22
10/9	W 24	Syracuse	14
10/16	T 14	at Missouri	14
10/23	W 56	California	3
10/30	W 10	at Air Force Academy	0
11/6	W 28	(8) Washington	24
11/13	W 30	(7) at Stanford	13
11/20	W 20	(7) at USC (6)	16
12/4	L 34	(5) at Tennessee (7)	37
1/1	W 14	(5) Michigan State (1) (Rose Bowl)	12
257 Season totals			168
<i>W—8, L—2, T—1 (4-0, 1st in AAWU)</i>			
Final Poll: 4th by AP, 5th by UPI			

1966: TOMMY PROTHRO

9/17	W 57	(4) Pittsburgh	14
9/24	W 31	(2) at Syracuse	12
10/1	W 24	(2) Missouri	15
10/8	W 27	(2) at Rice	24
10/15	W 49	(4) Penn State	11
10/22	W 28	(3) at California	15
10/29	W 38	(3) Air Force	13
11/5	L 3	(3) at Washington	16
11/12	W 10	(8) Stanford	0
11/19	W 14	(8) USC (7)	7
281 Season totals			127
<i>W—9, L—1, T—0 (3-1, T-2nd in AAWU)</i>			
Pre-Season Poll: 4th by AP;			
Final Poll: 5th by AP, UPI			

1967: TOMMY PROTHRO

9/16	W 20	(8) Tennessee (9)	16
9/23	W 40	(6) at Pittsburgh	8
9/30	W 51	(4) at Washington State	23
10/7	W 17	(3) at Penn State	15
10/14	W 37	(4) California	14
10/21	W 21	(3) at Stanford	16
11/4	T 16	(2) Oregon State	16
11/11	W 48	(4) Washington	0
11/18	L 20	(1) at USC (4)	21
11/25	L 14	(4) Syracuse	32
284 Season totals			161
<i>W—7, L—2, T—1 (4-1-1, T-2nd in AAWU)</i>			
Pre-Season Poll: 8th by AP;			
Final Poll			

HISTORY

ALL-TIME RESULTS

1969: TOMMY PROTHRO

9/13	W 37	(17)	Oregon State	0
9/20	W 42	(17)	Pittsburgh	8
9/27	W 34	(14)	at Wisconsin	23
10/4	W 36	(11)	at Northwestern	0
10/11	W 46	(11)	at Washington State	14
10/18	W 32	(8)	California	0
10/25	T 20	(6)	at Stanford (19)	20
11/1	W 57	(9)	Washington	14
11/15	W 13	(7)	at Oregon	10
11/22	L 12	(6)	at USC (5)	14
Season totals				103

W—8, L—1, T—1 (5-1-1, T-2nd in Pacific-8)

Pre-Season Poll: 17th by AP;

Final Poll: 10th by UPI, 13th by AP

1970: TOMMY PROTHRO

9/12	W 14	(18)	at Oregon State	9
9/19	W 24	(16)	at Pittsburgh	15
9/26	W 12	(15)	Northwestern	7
10/3	L 17	(13)	at Texas (2)	20
10/10	L 40	(15)	Oregon	41
10/17	W 24	(19)	at California	21
10/24	L 7	(16)	Stanford (8)	9
10/30	W 54	(19)	Washington State	9
11/14	L 20	(17)	at Washington	61
11/21	W 45	USC		20
12/5	L 17	at Tennessee (5)		28
Season totals				240

W—6, L—5, T—0 (4-3, T-2nd in Pacific-8)

Pre-Season Poll: 18th by AP

1971: PEPPER RODGERS

9/11	L 25	(15)	Pittsburgh	29
9/18	L 10	Texas (3)		28
9/25	L 0	at Michigan (4)		38
10/2	L 17	Oregon State		34
10/9	W 34	at Washington State		21
10/16	W 28	at Arizona		12
10/23	L 24	California		31
10/30	L 12	Washington		23
11/6	L 9	at Stanford (12)		20
11/20	T 7	at USC (15)		7
Season totals				243

W—2, L—7, T—1 (1-4-1, 8th in Pacific-8)

Pre-Season Poll: 15th by AP

1972: PEPPER RODGERS

9/9	W 20	Nebraska (1)		17
9/16	W 38	(8)	at Pittsburgh	28
9/23	L 9	(6)	Michigan (12)	26
9/29	W 65	(15)	Oregon	20
10/7	W 42	(14)	Arizona	31
10/14	W 37	(14)	at Oregon State	7
10/21	W 49	(11)	at California	13
10/28	W 35	(9)	Washington State	20
11/4	W 28	(8)	Stanford	23
11/11	L 21	(8)	at Washington	30
11/18	L 7	(14)	USC (1)	24
Season totals				239

W—8, L—3, T—0 (5-2, 2nd in Pacific-8)

Final Poll: 15th by AP, T-17 by UPI

1973: PEPPER RODGERS

9/8	L 13	(10)	at Nebraska (4)	40
9/22	W 55	(18)	Iowa	18
9/29	W 34	(17)	at Michigan State	21
10/6	W 66	(16)	Utah	16
10/13	W 59	(15)	at Stanford	13
10/20	W 24	(13)	at Washington St.	13
10/27	W 61	(13)	California	21
11/3	W 62	(10)	Washington	13
11/10	W 27	(9)	at Oregon	7
11/17	W 56	(8)	Oregon State	14
11/24	L 13	(8)	at USC (9)	23
Season totals				199

W—9, L—2, T—0 (6-1, 2nd in Pacific-8)

Pre-Season Poll: 10th by AP;

Final Poll: 9th by UPI, 12th by AP

1974: DICK VERMEIL

9/7	T 17	(12)	at Tennessee (16)	17
9/21	L 10	(12)	at Iowa	21
9/28	W 56	Michigan State		14
10/5	W 27	at Utah		14
10/12	T 13	Stanford		13
10/19	W 17	Washington State		13
10/26	W 28	at California (20)		3
11/2	L 9	(18)	at Washington	31
11/9	W 21	Oregon		0
11/16	W 33	at Oregon State		14
11/23	L 9	USC (8)		34
Season totals				174

W—6, L—3, T—2 (4-2-1, T-3rd in Pacific-8)

Pre-Season Poll: 12th by AP

1975: DICK VERMEIL

9/13	W 37	(16)	Iowa State	21
9/20	W 34	(12)	Tennessee (10)	28
9/27	T 20	(10)	at Air Force	20
10/4	L 20	(13)	Ohio State (2)	41
10/11	W 31	at Stanford		21
10/18	W 37	(18)	at Washington State	23
10/25	W 28	(19)	California	14
11/1	L 13	(13)	Washington	17
11/8	W 50	at Oregon		17
11/15	W 31	(19)	Oregon State	9
11/28	W 25	(14)	at USC	22
1/1	W 23	(11)	Ohio State (1) (Rose Bowl)	10
Season totals				243

W—9, L—2, T—1; Pct. .792 (6-1, T-1st in Pacific-8)

Pre-Season Poll: 14th by AP;

Final Poll: 5th by AP, UPI

1976: TERRY DONAHUE

9/9	W 28	(17)	at Arizona State (3)	10
9/18	W 37	(5)	Arizona	9
9/25	W 40	(5)	Air Force	7
10/2	T 10	(4)	at Ohio State (8)	10
10/9	W 38	(5)	Stanford	20
10/16	W 62	(4)	Washington State	3
10/23	W 35	(4)	at California	19
10/30	W 30	(3)	at Washington	21
11/6	W 46	(3)	Oregon	0
11/13	W 45	(2)	at Oregon State	14
11/20	L 14	(2)	USC (3)	24
12/20	L 6	(7)	Alabama (16) (Liberty Bowl)	36
Season totals				173

W—9, L—2, T—1 (6-1, 2nd in Pacific-8)

Pre-Season Poll: 17th by AP;

Final Poll: 15th by AP, UPI

1977: TERRY DONAHUE

9/12	L 13	(11)	at Houston (14)	17
9/17	W 17	(14)	Kansas	7
9/24	L 13	(18)	at Minnesota	27
10/1	W 34	Iowa		16
10/8	L 28	at Stanford		32
10/15	W 27	at Washington State		16
10/22	W 21	California (15)		19
10/29	W 20	Washington		12
11/5	W 21	at Oregon		3
11/12	W 48	Oregon State		18
11/25	L 27	(17)	at USC	29
Season totals				196

W—7, L—4, T—0 (5-2, T-2nd in Pacific-8)

Pre-Season Poll: 11th by AP;

† indicates games later forfeited; †† no contest

Start of Pac-10 Conference

1978: TERRY DONAHUE

9/9	W 10	(12)	at Washington (11)	7
9/16	W 13	(9)	at Tennessee	0
9/23	L 24	(8)	at Kansas	28
9/30	W 17	(18)	Minnesota	3
10/7	W 27	(16)	Stanford (17)	26
10/14	W 45	(14)	Washington State	31
10/21	W 45	(10)	at California	0
10/27	W 24	(10)	Arizona	14
11/4	W 23	(9)	Oregon	21
11/11	L 13	(9)	at Oregon State	15
11/18	L 10	(14)	USC (5)	17
12/25	T 10	(15)	Arkansas (8) (Fiesta Bowl)	10
Season totals				172

W—8, L—3, T—1 (6-2, 2nd in Pacific-10)

Pre-Season Poll: 18th by AP;

Final Poll: 12th by UPI, 14th by AP

1979: TERRY DONAHUE

9/8	L 16	Houston (16)		24
9/15	W 31	Purdue (5)		21
9/22	W 37	(20)	at Wisconsin	12
9/29	L 13	(17)	Ohio State (14)	17
10/6	L 24	at Stanford		27
10/13	L 14	at Washington State		17
10/20	W 28	California		27
10/27	L 14	Washington (20)		34
11/10	W 31	Arizona State		28
11/17	W 35	at Oregon		0
11/24	L 14	at USC (4)		49
Season totals				256

W—5, L—6, T—0 (3-4, 7th in Pacific-10)

1980: TERRY DONAHUE

9/13	W 56	Colorado		14
9/20	W 23	at Purdue		14
9/27	W 35	(16)	Wisconsin	0
10/4	W 17	(11)	at Ohio State (2)	0
10/11	W 35	(5)	Stanford (16)	21
10/25	W 32	(3)	at California	9
11/1	L 17	(2)	at Arizona	23
11/8	L 14	(8)	Oregon	20
11/15	W 23	(17)	at Arizona State	14
11/22	W 20	(18)	USC (12)	17
11/30	W 34	(14)	Oregon State (Tokyo)	3
Season totals				135

W—9, L—2, T—0 (5-2, 2nd in Pacific-10)

Final Poll: 13th by AP, 14th by UPI

1981: TERRY DONAHUE

9/12	W 35	(12)	at Arizona	18
9/19	W 31	(9)	at Wisconsin (20)	13
9/26	L 7	(6)	at Iowa	20
10/3	W 27	(16)	Colorado	7
10/10	L 23	(17)	at Stanford	26
10/17	T 17	at Washington St.(18)		17
10/24	W 34	California		6
10/31	W 28	at Oregon		11
11/7	W 31	Washington (16)		0
11/14	W 34	(18)	Arizona State (9)	24
11/21	L 21	(15)	at USC (10)	22
12/31	L 14	(19)	Michigan (16) (Bluebonnet Bowl)	33
Season totals				197

W—7, L—4, T—1 (5-2-1, T-4th in Pacific-10)

Pre-Season Poll: 13th by AP;

1982 1st Season at home in Rose Bowl

1982: TERRY DONAHUE

9/11	W 41	(18)	Long Beach State	10
9/18	W 51	(14)	at Wisconsin	26
9/25	W 31	(12)	at Michigan (20)	27
10/2	W 34	(9)	at Colorado	6
10/9	T 24	(8)	Arizona	24
10/16	W 42	(12)	Washington State	17
10/23	W 47	(11)	at California	31
10/30	W 40	(11)	Oregon	12
11/6	L 7	(9)	at Washington (10)	10
11/13	W 38	(12)	Stanford	35
11/20	W 20	(11)	USC (15)	19
1/1	W 24	(5)	Michigan (19) (Rose Bowl)	14
Season totals				231

W—10, L—1, T—1 (5-1-1, 1st in Pacific-10)

Pre-Season Poll: 20th by AP;

Final Poll: 5th by AP, UPI and USA Today

1983: TERRY DONAHUE

9/3	L 8	(20)	at Georgia (15)	19
9/17	T 26	Arizona State		26
9/24	L 10	at Nebraska (1)		42
10/1	L 35	Brigham Young		37
10/8	W 39	at Stanford		21
10/15	W 24	at Washington State		14
10/22	W 20	California		16
10/29	W 27	Washington (11)		24
11/5	W 24	at Oregon		13
11/12	L 24	at Arizona		27
11/19	W 27	at USC		19
1/2	W 45	Illinois (4) (Rose Bowl)		7
Season totals				265

W—7, L—4, T—1 (6-1-1, 1st in Pacific-10)

Pre-Season Poll: 20th by AP;

Final Poll: 13th by UPI; 17th by AP; 18th by USA Today

1984: TERRY DONAHUE

9/8	W 18	(4)	at San Diego State	15
9/15	W 23	(7)	Long Beach State	17
9/22	L 3	(8)	Nebraska (1)	42
9/29	W 33	(17)	at Colorado	16
10/6	L 21	(17)	Stanford	23
10/13	W 27	Washington State		24
10/20	W 17	at California		14
10/27	W 21	at Arizona State		13
11/3	L 18	Oregon		20
11/10	W 26	Oregon State		17
11/17	W 29	USC (7)		10
1/1	W 39	(14)	Miami (13) (Fiesta Bowl)	37
Season totals				248

W—9, L—3, T—0 (5-2, T-3rd in Pacific-10)

Pre-Season Poll: 5th by AP;

Final Poll: 9th by AP, 10th by UPI; 12th by USA Today

1985: TERRY DONAHUE

9/7	W 27	(20)	at Brigham Young (8)	24
9/14	T 26	(10)	at Tennessee	26
9/21	W 34	(12)	San Diego State	16
9/28	L 14	(13)	at Washington	17
10/5	W 40	Arizona State		21
10/12				

HISTORY

ALL-TIME RESULTS

1989: TERRY DONAHUE

9/9	L 6	(6) Tennessee	24
9/16	W 28	(20) at San Diego State	25
9/23	L 23	(24) Michigan (5)	24
9/30	W 24	California	6
10/7	W 33	(25) Arizona State	14
10/14	L 7	(22) at Arizona	42
10/21	L 17	at Oregon State	18
10/28	L 27	Washington	28
11/4	L 14	at Stanford	17
11/11	L 20	Oregon	38
11/18	T 10	at USC (8)	10
209	Season totals		246

*W—3, L—7, T—1 (2-5-1, 9th in Pacific-10)
Pre-Season Poll: 9th by AP*

1990: TERRY DONAHUE

9/8	L 14	(19) Oklahoma (23)	34
9/15	W 32	Stanford	31
9/22	L 15	at Michigan (7)	38
9/29	W 30	at Washington State	20
10/6	L 21	Arizona (25)	28
10/13	W 45	San Diego State	31
10/20	L 31	at California	38
10/27	W 26	Oregon State	17
11/3	L 24	at Oregon (22)	28
11/10	W 25	at Washington (2)	22
11/17	L 42	USC (19)	45
305	Season totals		332

*W—5, L—6, T—0 (4-4, T-6th in Pacific-10)
Pre-Season Poll: 19th by AP*

1991: TERRY DONAHUE

9/7	W 27	(23) Brigham Young (25)	23
9/14	L 16	(21) at Tennessee (11)	30
9/26	W 37	at San Diego State	12
10/5	L 24	(24) California (18)	27
10/12	W 54	Arizona	14
10/19	W 44	at Oregon State	7
10/26	W 21	at Arizona State	16
11/2	W 44	(23) Washington State	3
11/9	L 10	(22) at Stanford	27
11/16	W 16	Oregon	7
11/23	W 24	(25) at USC	21
12/31	W 6	(22) Illinois (Hancock Bowl)	3
323	Season totals		190

*W—9, L—3, T—0 (6-2, T-2nd in Pacific-10)
Pre-Season Poll: 24th by AP;
Final Poll: 18th by USA Today, 19th by AP*

1992: TERRY DONAHUE

9/12	W 37	(16) Cal State Fullerton	14
9/19	W 17	(15) at Brigham Young	10
9/26	W 35	(11) San Diego State (21)	7
10/3	L 3	(11) at Arizona	23
10/10	L 7	(19) Stanford (11)	19
10/17	L 17	at Washington St. (22)	30
10/24	L 0	Arizona State	20
10/31	L 12	at California	48
11/7	W 26	Oregon State	14
11/14	W 9	at Oregon	6
11/21	W 38	USC (15)	37
201	Season totals		228

*W—6, L—5, T—0 (3-5, 8th in Pacific-10)
Pre-Season Poll: 18th by AP*

1993: TERRY DONAHUE

9/4	L 25	California	27
9/18	L 13	Nebraska (8)	14
9/25	W 28	at Stanford (17)	25
9/30	W 52	at San Diego State	13
10/9	W 68	(25) Brigham Young (19)	14
10/16	W 39	(22) Washington (12)	25
10/23	W 20	(19) at Oregon State	17
10/30	W 37	(15) Arizona (7)	17
11/6	W 40	(12) at Washington State	27
11/13	L 3	(10) Arizona State	9
11/20	W 27	(16) at USC (22)	21
1/1	L 16	(14) Wisconsin (9) (Rose Bowl)	21
368	Season totals		230

*W—8, L—4, T—0 (6-2, T-1st in Pacific-10)
Final Poll: 17th by USA Today, 18th by AP*

1994: TERRY DONAHUE

9/3	W 25	(14) Tennessee (13)	23
9/10	W 17	(13) SMU	10
9/17	L 21	(13) at Nebraska (2)	49
9/24	L 0	(18) Washington St. (22)	21
10/1	L 10	at Washington (12)	37
10/8	L 7	at California	26
10/15	L 14	Oregon State	23
10/22	L 24	at Arizona (14)	34
10/29	W 31	Stanford	30
11/12	W 59	at Arizona State	23
11/19	W 31	USC (13)	19
239	Season totals		295

*W—5, L—6, T—0 (3-5, T-5th in Pacific-10)
Pre-Season Poll: 14th by AP*

1995: TERRY DONAHUE

9/2	W 31	(15) Miami (12)	8
9/9	W 23	(12) at Brigham Young	9
9/16	L 31	(12) Oregon (20)	38
9/23	L 15	(16) at Washington State	24
9/30	W 45	Fresno State	21
10/14	W 17	Arizona	10
10/21	W 42	at Stanford (23)	28
10/28	W 33	(24) California	16
11/4	L 33	(22) at Arizona State	37
11/11	L 14	Washington (23)	38
11/18	W 24	at USC (11)	20
12/25	L 30	Kansas (11) (Aloha Bowl)	51
338	Season totals		300

*W—7, L—5, T—0 (4-4, T-5th in Pacific-10)
Pre-Season Poll: 16th by AP*

1996: BOB TOLEDO

9/7	L 20	at Tennessee (2)	35
9/14	W 44	Northeast Louisiana	0
9/28	L 9	at Michigan (6)	38
10/5	W 41	at Oregon	22
10/12	L 34	Arizona State (4)	42
10/19	L 21	at Washington (25)	41
10/26	W 38	at California	29
11/2	L 20	Stanford	21
11/9	W 38	Washington State	14
11/16	L 17	at Arizona	35
11/23	W 48	USC (2ot)	41
330	Season totals		318

W—5, L—6, T—0 (4-4, 4th in Pacific-10)

1997: BOB TOLEDO

8/30	L 34	at Washington St.	37
9/6	L 24	Tennessee (3)	30
9/13	W 66	at Texas (11)	3
9/27	W 40	(24) Arizona	27
10/4	W 66	(22) Houston	10
10/11	W 39	(18) at Oregon	31
10/18	W 34	(17) Oregon State	10
10/25	W 35	(13) California	17
11/1	W 27	(12) at Stanford	7
11/15	W 52	(9) Washington (13)	28
11/22	W 31	(7) at USC	24
1/1	W 29	(5) Texas A&M (19) (Cotton Bowl)	23
477	Season totals		247

*W—10, L—2, T—0 (7-1, T-1st in Pacific-10)
Final Poll: 5th by AP and USA Today*

1998: BOB TOLEDO

9/12	W 49	(6) Texas (23)	31
9/19	W 42	(4) at Houston	24
10/3	W 49	(4) Washington State	17
10/10	W 52	(3) at Arizona (10)	28
10/17	W 41	(2) Oregon (11) (ot)	38
10/24	W 28	(2) at California	16
10/31	W 28	(2) Stanford	24
11/7	W 41	(3) at Oregon State	34
11/14	W 36	(3) at Washington	24
11/21	W 34	(3) USC	17
12/5	L 45	(3) at Miami	49
1/1	L 31	(6) Wisconsin (9) (Rose Bowl)	38
476	Season totals		340

*W—10, L—2, T—0 (8-0, 1st in Pacific-10)
Pre-Season Poll: 7th by AP;
Final Poll: 8th by AP and USA Today; 5th in BCS*

1999: BOB TOLEDO

9/4	W 38	(17) Boise State	7
9/11	L 20	(13) at Ohio State (14)	42
9/18	W 35	(21) Fresno State	21
9/25	L 32	(18) at Stanford	42
10/2	L 27	at Arizona State	28
10/9	W 34	Oregon	29
10/16	L 0	California	17
10/23	L 7	at Oregon State	55
10/30	L 7	Arizona	33
11/13	W 23	Washington(23)(ot)	20
11/20	L 7	at USC	17
230	Season totals		311

*W—4, L—7, T—0 (2-6, 9th in Pacific-10)
Pre-Season Poll: 16th by AP*

2000: BOB TOLEDO

9/2	W 35	Alabama (3)	24
9/9	W 24	(16) Fresno State	21
9/16	W 23	(14) Michigan (3)	20
9/23	L 10	(6) at Oregon	29
9/30	W 38	(15) Arizona State	31
10/14	L 38	(13) at California (3ot)	46
10/21	L 38	(23) Oregon State (19)	44
10/28	W 27	at Arizona (24)	24
11/4	W 37	Stanford	35
11/11	L 28	at Washington (7)	35
11/18	L 35	USC	38
12/29	L 20	Wisconsin (Sun Bowl)	21
353	Season totals		368

W—6, L—6, T—0 (3-5, T-5th in Pacific-10)

2001: BOB TOLEDO

9/1	W 20	(15) at Alabama (25)	17
9/8	W 41	(14) at Kansas	17
9/22	W 13	(14) Ohio State (21)	6
9/29	W 38	(12) at Oregon State (19)	7
10/13	W 35	(7) Washington (10)	13
10/20	W 56	(4) California	17
10/27	L 28	(4) at Stanford (20)	38
11/3	L 14	(9) at Washington St.(16)	20
11/10	L 20	(17) Oregon (7)	21
11/17	L 0	(20) at USC	27
12/1	W 52	Arizona State	42
317	Season totals		225

*W—7 L—4, T—0 (4-4, 6th in Pacific-10)
Pre-Season Poll: 17th by AP*

2002: BOB TOLEDO

9/7	W 30	Colorado State (19)	19
9/14	W 38	at Oklahoma State	24
9/21	L 17	(20) Colorado	31
9/28	W 43	at San Diego State	7
10/5	W 43	at Oregon State	35
10/12	L 30	Oregon (7)	31
10/19	L 12	at California	17
10/26	W 28	Stanford	18
11/2	W 34	at Washington	24
11/9	W 37	at Arizona	7
11/23	L 21	(25) USC (7)	52
12/7	L 27	Washington State (7)	48

ED KEZIRIAN, INTERIM COACH

12/25	W 27	New Mexico (Las Vegas Bowl)	13
387	Season totals		326

W—8, L—5, T—0 (4-4, T-4th in Pacific-10)

2003: KARL DORRELL

9/6	L 14	at Colorado (24)	16
9/13	W 6	Illinois	3
9/20	L 24	at Oklahoma (1)	59
9/27	W 20	San Diego State	10
10/4	W 46	Washington (18)	16
10/11	W 24	at Arizona	21
10/18	W 23	California (ot)	20
10/25	W 20	Arizona State	13
11/1	L 14	at Stanford	21
11/8	L 13	at Washington St.(12)	31
11/15	L 13	Oregon	31
11/22	L 22	at USC (2)	47
12/30	L 9	Fresno St. (Silicon Valley FB Classic)	17
248	Season totals		305

W—6, L—7, T—0 (4-4, T-5th in Pacific-10)

2004: KARL DORRELL

9/4	L 20	Oklahoma State	31
9/11	W 35	at Illinois	17
9/18	W 37	at Washington	31
10/2	W 33	San Diego State	10
10/9	W 37	Arizona	17
10/16	L 28	at California (8)	45
10/23	L 42	at Arizona State (21)	48
10/30	W 21	Stanford	0
11/6	L 29	Washington State	31
11/13	W 34	at Oregon	26
12/4	L 24	USC (1)	29
12/23	L 21	Wyoming (Las Vegas Bowl)	24
361	Season totals		309

W—6, L—6, T—0 (4-4, T-5th in Pacific-10)

2005: KARL DORRELL

9/3	W 44	at San Diego State	21
9/10	W 63	Rice	21
9/17	W 41	Oklahoma (21)	24
10/1	W 21	(20) Washington	17
10/8	W 47	(20) California (10)	40
10/15	W 44	(12) at Wash. State(ot)	41
10/22	W 51	(8) Oregon State	28
10/29	W 30	(8) at Stanford (ot)	27
11/5	L 14	(7) at Arizona	52
11/12	W 45	(14) Arizona State	35
12/3	L 19	(11) at USC (1)	66
12/30	W 50	(17) Northwestern (Sun Bowl)	38
469	Season totals		410

*W—10, L—2, T—0 (6-2, 3rd in Pacific-10)
Final Poll: 13th by USA Today, 16th by AP, 16th by BCS*

2006: KARL DORRELL

9/2	W 31	Utah	10
9/9	W 26	Rice	16
9/23	L 19	at Washington	29
9/30	W 31	Stanford	0
10/7	W 27	Arizona	7
10/14	L 20	at Oregon (18)	30
10/21	L 17	at Notre Dame (10)	20
10/28	L 15	Washington St.	37
11/4	L 24	at California (10)	38
11/11	W 25	Oregon State	7
11/18	W 24	at Arizona State	12
12/2	W 13	USC (2)	9
12/27	L 27	Florida State (Emerald Bowl)	44
299	Season totals		259

*W—7, L—6, T—0 (5-4, 4th in Pacific-10)
Final Poll: 25th by BCS*

2007: KARL DORRELL

9/1	W 45	(14) at Stanford	17
9/8	W 27	(13) Brigham Young	17
9/15	L 6	(11) at Utah	44
9/22	W 44	Washington	31
9/29	W 40	at Oregon State	14
10/6	L 6	Notre Dame	20
10/20	W 30	California (10)	21
10/27	L 7	at Washington State	27
11/3	L 27	at Arizona	34
11/10	L 20	Arizona State (9)	24
11/24	W 16	Oregon (9)	0
12/1	L 7	at USC (8)	24

DeWAYNE WALKER, INTERIM COACH

12/22	L 16	Brigham Young(19) (Las Vegas Bowl)	17
291	Season totals		290

*W—6, L—7, T—0 (5-4, T-4th in Pacific-10)
Pre-Season Poll: 14th by AP*

2008: RICK NEUHEISEL

9/1	W 27	Tennessee (ot) (18)
-----	------	---------------------

HISTORY

ALL-TIME RESULTS

2009: RICK NEUHEISEL

9/5	W 33	San Diego State	14
9/12	W 19	at Tennessee	15
9/19	W 23	Kansas State	9
10/3	L 16	at Stanford	24
10/10	L 10	Oregon (13)	24
10/17	L 26	California	45
10/24	L 13	at Arizona	27
10/31	L 19	at Oregon State	26
11/7	W 24	Washington	23
11/14	W 43	at Washington State	7
11/21	W 23	Arizona State	13
11/28	L 7	at USC (24)	28
12/29	W 30	Temple (Eagle Bank Bowl)	21
286	Season totals		276

W—7, L—6, T—0 (3-6, 8th in Pacific-10)

2010: RICK NEUHEISEL

9/4	L 22	at Kansas State	31
9/11	L 0	Stanford (25)	35
9/18	W 31	Houston (23)	13
9/25	W 34	at Texas (7)	12
10/2	W 42	Washington State	28
10/9	L 7	at California	35
10/21	L 13	at Oregon (1)	60
10/30	L 21	Arizona (15)	29
11/6	W 17	Oregon State	14
11/18	L 7	at Washington	24
11/26	L 34	at Arizona State	55
12/4	L 14	USC	28
242	Season totals		364

W—4, L—8, T—0 (2-7, 9th in Pacific-10)

Start of Pac-12 Conference

2011: RICK NEUHEISEL

9/3	L 34	at Houston	38
9/10	W 27	San Jose State	17
9/17	L 20	Texas (24)	49
9/24	W 27	at Oregon State	19
10/1	L 19	at Stanford (6)	45
10/8	W 28	Washington State	25
10/20	L 12	at Arizona	48
10/29	W 31	California	14
11/5	W 29	Arizona State (20)	28
11/12	L 6	at Utah	31
11/19	W 45	Colorado	6
11/26	L 0	at USC (10)	50
12/2	L 31	at Oregon (8)*	49

MIKE JOHNSON INTERIM COACH

12/31	L 14	Illinois (Fight Hunger Bowl)	20
323	Season totals		439

W—6, L—8, T—0; (5-4, Pac-12 South Champ)
*Pac-12 Championship Game

2012: JIM MORA

8/30	W 49	at Rice	24
9/8	W 36	Nebraska (17)	30
9/15	W 37	(22) Houston	6
9/22	L 20	(19) Oregon State	27
9/29	W 42	at Colorado	14
10/6	L 17	(25) at California	43
10/13	W 21	Utah	14
10/27	W 45	at Arizona State	43
11/3	W 66	(25) Arizona (24)	10
11/10	W 44	(17) at Washington State	36
11/17	W 38	(17) USC (21)	28
11/24	L 17	(15) Stanford (11)	35
11/30	L 24	(17) at Stanford(8)*	27
12/27	L 26	(17) Baylor (Holiday Bowl)	49
482	Season totals		386

W—9, L—5, T—0; (6-3, Pac-12 South Champ)
*Pac-12 Championship Game
Final Poll: 16th by BCS

2013: JIM MORA

8/31	W 58	(21) Nevada	20
9/14	W 41	(16) at Nebraska (23)	21
9/21	W 59	(13) New Mexico State	13
10/3	W 34	(12) at Utah	27
10/12	W 37	(11) California	10
10/19	L 10	(9) at Stanford (13)	24
10/26	L 14	(12) at Oregon (2)	42
11/2	W 45	(17) Colorado	23
11/9	W 31	(16) at Arizona	26
11/15	W 41	(13) Washington	31
11/23	L 33	(14) Arizona State (17)	38
11/30	W 35	(22) at USC (23)	14
12/31	W 42	(17) Virginia Tech (Sun Bowl)	12
480	Season totals		301

W—10, L—3, T—0; (6-3, T2nd in Pac-12 South)
Pre-Season Poll: 21st-AP
Final Poll: 16th by AP and USA Today, 17th by BCS

2014: JIM MORA

8/30	W 28	(7) at Virginia	20
9/6	W 42	(11) Memphis	35
9/13	W 20	(12) Texas (at Arlington, TX)	17
9/25	W 62	(11) at Arizona State (15)	27
10/4	L 28	(8) Utah	30
10/11	L 30	(18) Oregon (12)	42
10/18	W 36	at California	34
10/25	W 40	(25) at Colorado (2ot)	37
11/1	W 17	(25) Arizona (14)	7
11/8	W 44	(18) at Washington	30
11/22	W 38	(11) USC (24)	20
11/28	L 10	(9) Stanford	31
1/2	W 40	(14) Kansas St. (11) (Alamo Bowl)	35
435	Season totals		365

W—10, L—3, T—0; (6-3, T2nd in Pac-12 South)
Pre-Season Poll: 7 by AP;
Final Poll: 10th by AP and USA Today; 14th by CFP

2015: JIM MORA

9/5	W 34	(13) Virginia	16
9/12	W 37	(13) at UNLV	3
9/19	W 24	(10) Brigham Young (19)	23
9/26	W 56	(9) at Arizona(16)	30
10/3	L 23	(7) Arizona State	38
10/15	L 35	(18) at Stanford (15)	56
10/22	W 40	California (20)	24
10/31	W 35	(24) Colorado	31
11/7	W 41	(22) at Oregon State	0
11/14	L 27	(18) Washington State	31
11/21	W 17	at Utah (18)	9
11/28	L 21	(22) at USC	40
12/26	L 29	Nebraska (Foster Farms Bowl)	37
419	Season totals		338

W—8, L—5, T—0; (5-4, 3rd in Pac-12 South)
Pre-Season Poll: 13th by AP

2016: JIM MORA

9/3	L 24	(16) at Texas A&M (ot)	31
9/10	W 42	UNLV	21
9/17	W 17	at Brigham Young	14
9/24	L 13	Stanford (7)	22
10/1	W 45	Arizona	24
10/8	L 20	at Arizona State	23
10/15	L 21	at Washington State	27
10/22	L 45	Utah (19)	52
11/3	L 10	at Colorado (21)	20
11/12	W 38	Oregon State	24
11/19	L 14	USC (15)	36
11/26	L 10	at Cal	36
299	Season Totals		330

W—4, L—8, T—0; (2-7, T4th in Pac-12 South)
Pre-Season Poll: 16th by AP

2017: JIM MORA

9/3	W 45	Texas A&M	44
9/9	W 56	Hawai'i	23
9/16	L 45	(25) at Memphis	48
9/23	L 34	at Stanford	58
9/30	W 27	Colorado	23
10/14	L 30	at Arizona	47
10/21	W 31	Oregon	14
10/28	L 23	at Washington (12)	44
11/3	L 17	at Utah	48
11/11	W 44	Arizona State	37
11/18	L 23	at USC (12)	28

JEDD FISCH, INTERIM COACH

11/23	W 30	Cal	27
12/26	L 17	Kansas State (Cactus Bowl)	35
422	Season Totals		476

W—6, L—7, T—0; (4-5, 4th in Pac-12 South)

2018: CHIP KELLY

9/1	L 17	Cincinnati	26
9/8	L 21	at Oklahoma (6)	49
9/15	L 14	Fresno State	38
9/28	L 16	at Colorado	38
10/6	L 24	Washington (10)	31
10/13	W 37	at Cal	7
10/20	W 31	Arizona	30
10/26	L 10	Utah (23)	41
11/3	L 21	at Oregon	42
11/10	L 28	at Arizona State	31
11/17	W 34	USC	27
11/24	L 42	Stanford	49
295	Season Totals		409

W—3, L—9, T—0; (3-6, 5th in Pac-12 South)

2019: CHIP KELLY

8/29	L 14	at Cincinnati	24
9/7	L 14	San Diego State	23
9/14	L 14	Oklahoma (5)	48
9/21	W 67	at Washington State (19)	63
9/28	L 17	at Arizona	20
10/5	L 31	Oregon State	48
10/17	W 34	at Stanford	16
10/26	W 42	Arizona State (24)	32
11/2	W 31	Colorado	14
11/16	L 3	at Utah (8)	49
11/23	L 35	at USC	52
11/30	L 18	California	28
320	Season Totals		417

W—4, L—8, T—0; (4-5, T3rd in Pac-12 South)

2020: CHIP KELLY

11/7	L 42	at Colorado	48
11/15	W 34	California	10
11/21	L 35	at Oregon (11)	38
11/28	W 27	Arizona	10
12/5	W 25	at Arizona State	18
12/12	L 38	USC (16)	43
12/19	L 47	Stanford (2ot)	48
248	Season Totals		215

W—3, L—4, T—0; (3-4, 5th in Pac-12 South)
pandemic shortened season

2021: CHIP KELLY

8/28	W 44	Hawai'i	10
9/4	W 38	LSU (16)	27
9/18	L 37	(13) Fresno State	40
9/25	W 35	(24) at Stanford	24
10/2	L 23	(20) Arizona State	42
10/9	W 34	at Arizona	16
10/16	W 24	at Washington	17
10/23	L 31	Oregon (10)	34
10/30	L 24	at Utah	44
11/13	W 44	Colorado	20
11/20	W 62	at USC	33
11/27	W 42	California	14
12/28	not played	NC State (18) (Holiday Bowl)	
438	Season Totals		321

W—8, L—4, T—0; (6-3, T2nd in Pac-12 South)

NOTE: Number following UCLA score and opponent name is AP ranking unless otherwise noted

HISTORY

ALL-TIME RECORD VS. OPPONENTS

Team	W	L	T	First Meeting	Season of Last Meeting	Last Bruin Win	Score
Air Force	6	4	1	1957	1976 (W)	9/25/76	40-7 (h)
Alabama	2	1	0	1976	2001 (W)	9/1/01	20-17 (a)
Arizona	27	17	2	1927	2021 (W)	10/9/21	27-10 (h)
Arizona State	22	15	1	1976	2021 (L)	12/5/20	25-18(a)
Arkansas	1	0	1	1978	1988 (W)	1/2/89	17-3(n)
Baylor	0	1	0	2012	2012 (L)	na	
Boise State	1	0	0	1999	1999 (W)	9/4/99	38-7(h)
BYU	9	3	0	1983	2016 (W)	9/17/16	17-14(a)
California	57	34	1	1933	2021 (W)	11/27/21	34-10(h)
Cal State Fullerton	1	0	0	1992	1992 (W)	9/12/92	37-14(h)
Cincinnati	0	2	0	2018	2019 (L)	na	
Colorado	12	5	0	1980	2021 (W)	11/13/21	31-14(h)
Colorado State	2	0	0	1962	2002 (W)	9/7/02	30-19(h)
Drake	0	1	0	1925	1925 (L)	na	
Duke	1	0	0	1960	1960 (W)	12/3/60	27-6(h)
Florida	3	2	0	1931	1987 (W)	12/25/87	20-16(n)
Florida State	0	1	0	2006	2006 (L)	na	
Fresno State	6	4	0	1927	2021 (L)	9/9/00	24-21(h)
Georgia	0	2	0	1942	1983 (L)	na	
Hawai'i	4	0	0	1935	2021 (W)	8/28/21	56-23(h)
Houston	4	3	0	1977	2012 (W)	9/15/12	37-6(h)
Idaho	6	1	0	1928	1948 (W)	10/2/48	28-12(h)
Illinois	6	6	0	1946	2011 (L)	9/11/04	35-17(a)
Iowa	7	2	0	1938	1985 (W)	1/1/86	45-28(n)
Iowa State	1	1	0	1926	1975 (W)	9/13/75	37-21(h)
Kansas	5	2	0	1953	2001 (W)	9/8/01	41-17(a)
Kansas State	2	2	0	2009	2017 (L)	1/2/15	40-35(n)
Long Beach State	4	0	0	1982	1988 (W)	9/17/88	56-3(h)
Louisiana-Monroe	1	0	0	1996	1996 (W)	9/14/96	44-0(h)
LSU	1	0	0	2021	2021 (W)	9/4/21	
Maryland	1	1	0	1954	1955 (L)	10/1/54	12-7(h)
Memphis	1	1	0	2014	2017 (L)	9/6/14	42-35(h)
Miami	2	1	0	1984	1998 (L)	9/2/95	31-8(h)
Michigan	3	8	0	1956	2000 (W)	9/16/00	23-20(h)
Michigan State	3	3	0	1953	1974 (W)	9/28/74	56-14(h)
Minnesota	1	2	0	1961	1978 (W)	9/30/78	17-3(h)
Missouri	2	0	1	1937	1966 (W)	10/1/66	24-15(h)
Montana	7	0	0	1929	1946 (W)	11/16/46	61-7(h)
Nebraska	6	7	0	1946	2015 (L)	9/14/13	41-21(a)
Nevada	1	0	0	2013	2013 (W)	8/31/13	58-20(h)
Nevada Las Vegas	2	0	0	2015	2016 (W)	9/10/16	42-21(h)
New Mexico	1	0	0	2002	2002 (W)	12/25/02	27-13(n)
New Mexico State	1	0	0	2013	2013 (W)	9/21/13	59-13(h)
North Carolina State	2	0	0	1959	1960 (W)	10/29/60	7-0(h)
Northwestern	3	3	0	1931	2005 (W)	12/30/05	50-38(n)
Notre Dame	0	4	0	1963	2007 (L)	na	
Ohio State	4	4	1	1961	2001 (W)	9/22/01	13-6(h)
Oklahoma	1	5	0	1986	2019 (L)	9/17/05	41-24(h)
Oklahoma State	1	1	0	2002	2004 (L)	9/14/02	38-24(a)
Oregon	40	31	0	1928	2021 (L)	10/21/17	31-14(h)
Oregon State	43	17	4	1930	2019 (L)	11/12/16	38-24(h)
Pacific	4	1	0	1943	1957 (W)	11/16/57	21-0(a)
Penn State	4	2	0	1963	1968 (L)	10/7/67	17-15(a)
Pittsburgh	9	5	0	1958	1972 (W)	9/16/72	38-28(a)
Purdue	3	0	2	1950	1980 (W)	9/20/80	23-14(a)
Rice	5	0	0	1952	2012 (W)	8/30/12	49-24(a)
St. Mary's	7	5	0	1925	1946 (W)	11/1/46	46-20(h)
San Diego State	21	1	1	1922	2019 (L)	9/5/09	33-14(h)
San Jose State	1	0	0	2011	2011 (W)	9/10/11	27-17(h)
Santa Clara	3	3	1	1939	1951 (W)	10/6/51	44-17(h)
Southern California	33	49	7	1929	2021 (W)	11/20/21	34-27(h)
Southern Methodist	1	4	0	1935	1994 (W)	9/10/94	17-10(h)
Stanford	47	43	3	1925	2021 (W)	9/25/21	34-16(a)
Syracuse	2	7	0	1959	1968 (L)	9/24/66	31-12(a)
Temple	1	0	0	2009	2009 (W)	12/29/09	30-21(n)
Tennessee	6	7	2	1965	2009 (W)	9/12/09	19-15(a)
Texas	4	3	0	1970	2014 (W)	9/13/14	20-17(n)
Texas A&M	3	3	0	1940	2017 (W)	9/3/17	45-44(h)
Texas Christian	3	1	0	1939	1961 (W)	11/10/61	28-7(h)
UC Davis	2	0	0	1932	1934 (W)	10/27/34	49-0 (h)
Utah	11	8	0	1933	2021 (L)	11/21/15	17-9(a)
Utah State	1	0	0	1935	1935 (W)	9/28/35	39-0(h)
Vanderbilt	1	0	0	1961	1961 (W)	10/14/61	28-21(h)
Virginia	2	0	0	2014	2015 (W)	9/6/15	34-16(h)
Virginia Tech	1	0	0	2013	2013 (W)	12/31/13	42-12(n)
Washington	41	32	2	1932	2021 (W)	10/16/21	44-30(a)
Washington State	41	20	1	1928	2019 (W)	9/21/19	67-63(a)
Wisconsin	7	4	0	1938	2000 (L)	9/18/82	51-26(a)
Wyoming	0	1	0	2004	2004 (L)	na	

HISTORY

RECORD VS. OPPONENTS

AIR FORCE (6-4-1)

UCLA Record: In Los Angeles, 4-3; At Coliseum, 4-3; At Colorado Springs 2-1-1.

Year	W/L	Score	Site	Rank
1976	W	40-7	H	5/-
1975	T	20-20	A	10/-
1966	W	38-13	H	3/-
1965	W	10-0	A	-/-
1964	L	15-24	H	-/-
1963	L	21-48	A	-/-
1962	L	11-17	H	-/-
1961	W	19-6	A	-/-
1960	W	22-0	H	11/-
1959	L	7-20	H	-/-
1957	W	47-0	H	-/-

ALABAMA (2-1)

UCLA Record: In Los Angeles, 1-0; At Rose Bowl, 1-0; At Tuscaloosa 1-0.

Year	W/L	Score	Site	Rank
2001	W	20-17	A	15/25
2000	W	35-24	H	-/3
1976	L	6-36	1	7/16

1 - Liberty Bowl in Memphis, TN

ARIZONA (27-17-2)

UCLA Record: In Los Angeles, 16-4-2; At Rose Bowl, 13-4-1; At Coliseum, 3-0-1; At Tucson, 11-13.

Year	W/L	Score	Site	Rank
2021	W	34-16	A	-/-
2020	W	27-10	H	-/-
2019	L	17-20	A	-/-
2018	W	31-30	H	-/-
2017	L	30-47	A	-/-
2016	W	45-24	W	-/-
2015	W	56-30	A	9/16
2014	W	17-7	H	25/14
2013	W	31-26	A	16/-
2012	W	66-10	H	25/24
2011	L	12-48	A	-/-
2010	L	21-29	H	-/15
2009	L	13-27	A	-/-
2008	L	10-31	H	-/-
2007	L	27-34	A	-/-
2006	W	27-7	H	-/-
2005	L	14-52	A	7/-
2004	W	37-17	H	-/-
2003	W	24-21	A	-/-
2002	W	37-7	A	-/-
2000	W	27-24	A	-/24
1999	L	7-33	H	-/-
1998	W	52-28	A	3/10
1997	W	40-27	H	24/-
1996	L	17-35	A	-/-
1995	W	17-10	H	-/-
1994	L	24-34	A	-/14
1993	W	37-17	H	15/7
1992	L	3-20	A	11/-
1991	W	54-14	H	-/-
1990	L	21-28	H	-/25
1989	L	7-42	A	22/-
1988	W	24-3	A	1/-
1987	W	34-24	H	13/-
1986	W	32-25	H	-/11
1985	W	24-19	A	14/-
1983	L	24-27	A	-/-
1982	T	24-24	H	8/-
1981	W	35-18	A	12/-
1980	L	17-23	A	2/-
1978	W	24-14	H	10/-
1976	W	37-9	H	5/-
1972	W	42-31	H	14/-
1971	W	28-12	A	-/-
1928	T	7-7	H	-/-
1927	L	13-16	A	-/-

ARIZONA STATE (22-15-1)

UCLA Record: In Los Angeles, 12-8-1; At Rose Bowl, 10-8-1; At Coliseum, 2-0; At Tempe, 10-7.

Year	W/L	Score	Site	Rank
2021	L	23-42	H	-/-
2020	W	25-18	A	-/-
2019	W	42-32	H	-/24
2018	L	28-31	A	-/-
2017	W	44-37	H	-/-
2016	L	20-23	A	-/-
2015	L	23-38	H	7/-

2014	W	62-27	A	11/15
2013	L	33-38	H	14/17
2012	W	45-43	A	-/-
2011	W	29-28	H	-/20
2010	L	34-55	A	-/-
2009	W	23-13	H	-/-
2008	L	9-34	A	-/-
2007	L	20-24	H	-/9
2006	W	24-12	A	-/-
2005	W	45-35	H	14/-
2004	L	42-48	A	-/21
2003	W	20-13	H	-/-
2001	W	52-42	H	-/-
2000	W	38-31	H	15/-
1999	L	27-28	A	-/-
1996	L	34-42	H	-/4
1995	L	33-37	A	22/-
1994	W	59-23	A	-/-
1993	L	3-9	H	10/-
1992	L	0-20	H	-/-
1991	W	21-16	A	-/-
1989	W	33-14	H	25/-
1987	W	31-23	A	7/-
1986	L	9-16	H	15/16
1985	W	40-17	H	-/-
1984	W	21-13	A	-/-
1983	T	26-26	H	-/-
1981	W	34-24	H	18/9
1980	W	23-14	A	17/-
1979	W	31-28	H	-/-
1976	W	28-10	A	17/3

ARKANSAS (1-0-1)

UCLA Record: In Los Angeles, 0-0; At Fayetteville 0-0.

Year	W/L	Score	Site	Rank
1988	W	17-3	1	9/8
1978	T	10-10	2	15/8

1 - 1989 Cotton Bowl in Dallas; 2 - 1978 Fiesta Bowl in Tempe, Ariz.

BAYLOR (0-1)

UCLA Record: In Los Angeles, 0-0; At Waco 0-0.

Year	W/L	Score	Site	Rank
2012	L	26-49	1	17/-

1 - Bridgepointe Holiday Bowl in San Diego, Calif.

BOISE STATE (1-0)

UCLA Record: In Los Angeles, 1-0; At Rose Bowl, 1-0; At Boise 0-0.

Year	W/L	Score	Site	Rank
1999	W	38-7	H	17/-

BYU (9-3)

UCLA Record: In Los Angeles, 4-1; At Rose Bowl, 4-1; At Provo, 4-1.

Year	W/L	Score	Site	Rank
2016	W	17-14	A	-/-
2015	W	24-23	H	10/19
2008	L	0-59	A	-/18
2007	L	16-17	1	-/19
2007	W	27-17	H	13/-
1995	W	23-9	A	12/-
1993	W	68-14	H	25/19
1992	W	17-10	A	15/-
1991	W	27-23	H	23/25
1986	W	31-10	2	15/-
1985	W	27-24	A	20/-
1983	L	35-37	H	-/-

1 - Las Vegas Bowl; 2 - Freedom Bowl in Anaheim, Calif.

CALIFORNIA (57-34-1)

UCLA Record: In Los Angeles, 33-13-1; At Rose Bowl, 16-5; At Coliseum, 17-8-1; At Berkeley, 24-21.

Year	W/L	Score	Site	Rank
2021	W	42-14	H	-/-
2020	W	34-10	H	-/-
2019	L	18-28	H	-/-
2018	W	37-7	A	-/-
2017	W	30-27	H	-/-
2016	L	10-36	A	-/-
2015	W	40-24	H	-/-
2014	W	36-34	A	-/-
2013	W	37-10	H	11/-
2012	L	17-43	A	25/-
2011	W	31-14	H	-/-
2010	L	7-35	A	-/-
2009	L	26-45	H	-/-
2008	L	20-41	A	-/-
2007	W	30-21	H	-/10
2006	L	24-38	A	-/10
2005	W	47-40	H	20/10
2004	L	28-45	A	-/9

2003	W	23-20(ot)	H	-/-
2002	L	12-17	A	-/-
2001	W	56-17	H	4/-
2000	L	38-46(3ot)	A	13/-
1999	L	0-17	H	-/-
1998	W	28-16	A	2/-
1997	W	35-17	H	13/-
1996	W	38-29	A	-/-
1995	W	33-16	H	24/-
1994	L	7-26	A	-/-
1993	L	25-27	H	-/-
1992	L	12-48	A	-/-
1991	L	24-27	H	24/18
1990	L	31-38	A	-/-
1989	W	24-6	H	-/-
1988	W	38-21	A	2/-
1987	W	42-18	H	8/-
1986	W	36-10	A	19/-
1985	W	34-7	H	17/-
1984	W	17-14	A	-/-
1983	W	20-16	H	-/-
1982	W	47-31	A	11/-
1981	W	34-6	H	-/-
1980	W	32-9	A	3/-
1979	W	28-27	H	-/-
1978	W	45-0	A	10/-
1977	W	21-19	H	-/15
1976	W	35-19	A	4/-
1975	W	28-14	H	19/-
1974	W	28-3	A	-/20
1973	W	61-21	H	13/-
1972	W	49-13	A	11/-
1971	L	24-31	H	-/-
1970	W	24-21	A	19/-
1969	W	32-0	H	8/-
1968	L	15-39	A	-/-
1967	W	37-14	H	4/-
1966	W	28-15	A	3/-
1965	W	56-3	H	-/-
1964	W	25-21	A	-/-
1963	L	0-25	H	-/-
1962	W	26-16	A	-/-
1961	W	35-15	H	-/-
1960	W	28-0	A	15/-
1959	W	19-12	H	-/-
1958	L	17-20	A	-/-
1957	W	16-14	H	-/-
1956	W	34-20	A	-/-
1955	W	47-0	H	6/-
1954	W	27-6	A	3/-
1953	W	20-7	H	10/-
1952	W	28-7	A	7/11
1951	W	21-7	H	-/9
1950	L	0-35	A	19/6
1949	L	21-35	H	20/-
1948	L	13-28	A	-/5
1947	L	0-6	H	19/14
1946	W	13-6	A	4/-
1945	L	0-6	A	12/-
1945	W	13-0	H	-/-
1944	W	7-0	H	-/-
1944	L	0-6	A	-/-
1943	L	6-13	A	-/-
1943	L	0-13	H	-/-
1942	W	21-0	A	-/-
1941	L	7-27	H	-/-
1940	L	7-9	A	-/-
1939	W	20-7	H	19/-
1938	L	7-20	A	-/-
1937	L	14-27	H	-/-
1936	W	17-6	A	-/-
1935	L	2-14	H	-/-
1934	L	0-3	A	-/-
1933	T	0-0	H	-/-

CAL STATE FULLERTON (1-0)

UCLA Record: In Los Angeles, 1-0; At Rose Bowl, 1-0; At Fullerton 0-0.

Year	W/L	Score	Site	Rank
1992	W	37-14	H	16/-

CINCINNATI (0-2)

UCLA Record: In Los Angeles, 0-1; At Rose Bowl, 0-1; At Cincinnati 0-1.

Year	W/L	Score	Site	Rank
2019	L	14-24	A	-/-
2018	L	17-26	H	-/-

HISTORY

COLORADO (12-5)

UCLA Record: In Los Angeles, 8-1; At Rose Bowl, 6-1; At Coliseum, 2-0; At Boulder, 4-4.

Year	W/L	Score	Site	Rank
2021	W	44-20	H	-/-
2020	L	42-48	A	-/-
2019	W	31-14	H	-/-
2018	L	16-38	A	-/-
2017	W	27-23	H	-/-
2016	L	10-20	A	-/21
2015	W	35-31	H	24/-
2014	W	40-37 2ot	A	25/-
2013	W	45-23	H	17/-
2012	W	42-14	A	-/-
2011	W	45-6	H	-/-
2003	L	14-16	A	-/24
2002	L	17-31	H	20/-
1984	W	33-16	A	17/-
1982	W	34-6	A	9/-
1981	W	27-7	H	16/-
1980	W	56-14	H	-/-

COLORADO STATE (2-0)

UCLA Record: In Los Angeles, 2-0; At Rose Bowl, 1-0; At Coliseum, 1-0; At Fort Collins 0-0.

Year	W/L	Score	Site	Rank
2002	W	30-19	H	- /19
1962	W	35-7	H	-/-

DRAKE (0-1)

UCLA Record: In Los Angeles, 0-1; At Des Moines 0-0.

Year	W/L	Score	Site	Rank
1925	L	6-25	H	-/-

DUKE (1-0)

UCLA Record: In Los Angeles, 1-0; At Coliseum, 1-0; At Durham 0-0.

Year	W/L	Score	Site	Rank
1960	W	27-6	H	-/10

FLORIDA (3-2)

UCLA Record: In Los Angeles, 1-1; At Gainesville 1-1.

Year	W/L	Score	Site	Rank
1987	W	20-16	1	10/-
1958	L	14-21	H	-/-
1941	W	30-27	A	-/-
1932	L	2-12	A	-/-
1931	W	13-0	H	-/-

1 - Aloha Bowl in Honolulu, Hawaii

FLORIDA STATE (0-1)

UCLA Record: In Los Angeles, 0-0; At Rose Bowl, 0-0; At Tallahassee 0-0.

Year	W/L	Score	Site	Rank
2006	L	27-44	1	-/-

1 - Emerald Bowl in San Francisco, Calif.

FRESNO STATE (6-4)

UCLA Record: In Los Angeles, 6-3; At Rose Bowl, 4-3; At Fresno 0-0.

Year	W/L	Score	Site	Rank
2021	L	37-40	H	13/-
2018	L	14-38	H	-/-
2008	L	31-36	H	-/25
2003	L	9-17	1	-/-
2000	W	24-21	H	24/-
1999	W	35-21	H	21/-
1995	W	45-21	H	-/-
1987	W	17-0	H	13/-
1929	W	56-6	H	-/-
1927	W	7-0	H	-/-

1 - Silicon Valley Football Classic in San Jose, Calif.

GEORGIA (0-2)

UCLA Record: In Los Angeles, 0-1; At Rose Bowl, 0-1; At Athens 0-1.

Year	W/L	Score	Site	Rank
1983	L	8-19	A	20/15
1942	L	0-9	1	13/ -

1 - 1943 Rose Bowl

HAWAII (4-0)

UCLA Record: In Los Angeles, 3-0; At Rose Bowl, 2-0; At Honolulu 1-0.

Year	W/L	Score	Site	Rank
2021	W	44-10	H	-/-
2017	W	56-23	H	-/-
1938	W	32-7	A	-/-
1935	W	19-6	H	-/-

HOUSTON (4-3)

UCLA Record: In Los Angeles, 3-1; At Rose Bowl, 2-0; At Coliseum, 0-1; At Houston 1-2.

Year	W/L	Score	Site	Rank
2012	W	37-6	H	22/-
2011	L	34-38	A	-/-
2010	W	31-13	H	-/23
1998	W	42-24	A	4/ -
1997	W	66-10	H	22/-
1979	L	16-24	H	- /16
1977	L	13-17	A	11/14

IDAHO (6-1)

UCLA Record: In Los Angeles, 6-0; Away 0-1.

Year	W/L	Score	Site	Rank
1948	W	28-12	H	-/-
1942	W	40-13	H	13/-
1938	W	33-0	H	-/-
1935	W	13-6	H	-/-
1932	W	6-0	H	-/-
1930	W	20-6	H	-/-
1928	L	6-20	A	-/-

ILLINOIS (6-6)

UCLA Record: In Los Angeles, 3-3; At Rose Bowl, 2-1; At Coliseum, 1-2; At Champaign 2-2.

Year	W/L	Score	Site	Rank
2011	L	14-20	1	-/-
2004	W	35-17	A	-/-
2003	W	6-3	H	-/-
1991	W	6-3	2	22/-
1983	W	45-9	3	-/ 4
1964	L	7-26	A	-/-
1963	L	12-18	H	-/ 4
1958	W	18-14	A	-/-
1957	W	16-6	H	-/-
1951	L	13-27	A	-/ 10
1950	L	6-14	H	-/-
1946	L	14-45	4	4/ -

1 - Kraft Fight Hunger Bowl in San Francisco; 2 - Hancock Bowl in El Paso, Texas; 3 - Rose Bowl; 4 - 1947 Rose Bowl

IOWA (7-2)

UCLA Record: In Los Angeles, 6-0; At Rose Bowl, 1-0; At Coliseum, 5-0; At Iowa City 1-2.

Year	W/L	Score	Site	Rank
1985	W	45-28	1	13/4
1981	L	7-20	A	6/-
1977	W	34-16	H	-/-
1974	L	10-21	A	12/-
1973	W	55-18	H	18/-
1955	W	33-13	H	7/-
1949	W	41-25	A	-/-
1947	W	22-7	H	-/-
1938	W	27-3	H	-/-

1 - 1986 Rose Bowl

IOWA STATE (1-1)

UCLA Record: In Los Angeles, 2-0; At Coliseum 1-0; At Ames, 0-0.

Year	W/L	Score	Site	Rank
1975	W	37-21	H	16/-
1926	L	0-20	H	-/-

KANSAS (5-2)

UCLA Record: In Los Angeles, 3-0; At Coliseum, 3-0; At Lawrence, 2-1.

Year	W/L	Score	Site	Rank
2001	W	41-17	A	14/-
1995	L	30-51	1	-/11
1978	L	24-28	A	8/-
1977	W	17-7	H	14/-
1956	W	13-0	H	-/-
1954	W	32-7	A	8/-
1953	W	19-7	H	4/-

1 - Aloha Bowl in Honolulu, Hawaii

KANSAS STATE (2-2)

UCLA Record: In Los Angeles, 1-0; At Rose Bowl, 1-0; At Manhattan, 0-1.

Year	W/L	Score	Site	Rank
2017	L	17-35	2	-/-
2014	W	40-35	1	14/11
2010	L	22-31	A	-/-
2009	W	23-9	H	-/-

1 - 2015 Valero Alamo Bowl in San Antonio, Texas

2 - 2017 Cactus Bowl in Phoenix, Ariz.

LONG BEACH STATE (4-0)

UCLA Record: In Los Angeles, 4-0; At Rose Bowl, 4-0; At Long Beach, 0-0.

Year	W/L	Score	Site	Rank
1988	W	56-3	H	2/-
1986	W	41-23	H	16/-
1984	W	23-17	H	7/-
1982	W	41-10	H	18/-

LOUISIANA-MONROE (1-0)

UCLA Record: In Los Angeles, 1-0; At Rose Bowl, 1-0; At Monroe 0-0.

Year	W/L	Score	Site	Rank
1996	W	44-0	H	-/-

LSU (1-0)

UCLA Record: In Los Angeles, 1-0; At Coliseum, 0-0; At Baton Rouge 0-0.

Year	W/L	Score	Site	Rank
2021	W	38-27	H	-/16

MARYLAND (1-1)

UCLA Record: In Los Angeles, 1-0; At Coliseum, 1-0; At College Park 0-1.

Year	W/L	Score	Site	Rank
1955	L	0-7	A	1/5
1954	W	12-7	H	4/6

MEMPHIS (1-1)

UCLA Record: In Los Angeles, 1-0; At Rose Bowl, 1-0; At Memphis 0-1.

Year	W/L	Score	Site	Rank
2017	L	45-48	A	25/-
2014	W	42-35	H	11/-

MIAMI (2-1)

UCLA Record: In Los Angeles, 1-0; At Rose Bowl, 1-0; At Coliseum, 0-0; At Miami 0-1.

Year	W/L	Score	Site	Rank
1998	L	45-49	A	3/-
1995	W	31-8	H	15/12
1984	W	39-37	1	14/13

1 - 1985 Fiesta Bowl-Tempe, Ariz.

MICHIGAN (3-8)

UCLA Record: In Los Angeles, 2-2; At Rose Bowl, 2-1; At Coliseum, 0-1; At Ann Arbor 1-5.

Year	W/L	Score	Site	Rank
2000	W	23-20	H	14/3
1996	L	9-38	A	-/6
1990	L	15-38	A	-/7
1989	L	23-24	H	24/5
1983	W	24-14	1	5/19
1982	W	31-27	A	12/20
1981	L	14-33	2	19/16
1972	L	9-26	H	6/12
1971	L	0-38	A	-/4
1961	L	6-29	A	9/-
1956	L	13-42	A	-/13

1 - 1983 Rose Bowl; 2 - 1981 Bluebonnet Bowl in Houston, Texas

MICHIGAN STATE (3-3)

UCLA Record: In Los Angeles, 2-2; At Rose Bowl, 1-2; At Coliseum, 1-0; At East Lansing 1-1.

Year	W/L	Score	Site	Rank
1974	W	56-14	H	-/-
1973	W	34-21	A	17/-
1965	W	14-12	1	5/1
1965	L	3-13	A	-/-
1955	L	14-17	2	4/-
1953	L	20-28	3	5/8

1 - 1966 Rose Bowl; 2 - 1956 Rose Bowl; 3 - 1954 Rose Bowl

MINNESOTA (1-2)

UCLA Record: In Los Angeles, 1-1; At Rose Bowl, 0-1; At Coliseum, 1-0; At Minneapolis 0-1.

Year	W/L	Score	Site	Rank
1978	W	17-3	H	18/-
1977	L	13-27	A	18/-
1961	L	3-21	1	-/-

1 - 1962 Rose Bowl

MISSOURI (2-0-1)

UCLA Record: In Los Angeles, 2-0; At Coliseum, 2-0; At Columbia 0-0-1.

Year	W/L	Score	Site	Rank
1966	W	24-15	H	2/-
1965	T	14-14	A	-/-
1937	W	13-0	H	-/-

HISTORY

MONTANA (7-0)

UCLA Record: In Los Angeles, 7-0; At Coliseum, 0-0. At Missoula 0-0.

Year	W/L	Score	Site	Rank
1946	W	61-7	H	4/-
1941	W	14-7	H	-/-
1939	W	20-6	H	-/-
1936	W	30-0	H	-/-
1934	W	16-0	H	-/-
1932	W	32-0	H	-/-
1929	W	14-0	H	-/-

NEBRASKA (6-7)

UCLA Record: In Los Angeles, 4-2; At Rose Bowl, 2-2; At Coliseum, 2-0; At Lincoln 2-4.

Year	W/L	Score	Site	Rank
2015	L	29-37	1	-/-
2013	W	41-21	A	16/23
2012	W	36-30	H	-/17
1994	L	21-49	A	13/2
1993	L	13-14	H	-/8
1988	W	41-28	H	5/2
1987	L	33-42	A	3/2
1984	L	3-42	H	8/1
1983	L	10-42	A	-/1
1973	L	13-40	A	10/4
1972	W	20-17	H	-/1
1948	W	27-15	A	-/-
1946	W	18-0	H	4/-

1 - Foster Farms Bowl in Santa Clara, Calif.

NEVADA (1-0)

UCLA Record: In Los Angeles, 1-0; At Rose Bowl, 1-0; At Reno 0-0.

Year	W/L	Score	Site	Rank
2013	W	58-20	H	21/-

NEVADA LAS VEGAS (2-0)

UCLA Record: In Los Angeles, 1-0; At Rose Bowl, 1-0; At Las Vegas 1-0.

Year	W/L	Score	Site	Rank
2016	W	42-21	H	-/-
2015	W	37-3	A	13/-

NEW MEXICO (1-0)

UCLA Record: In Los Angeles, 0-0; At Albuquerque 0-0.

Year	W/L	Score	Site	Rank
2002	W	27-13	1	-/-

1 - Las Vegas Bowl

NEW MEXICO STATE (1-0)

UCLA Record: In Los Angeles, 1-0; At Rose Bowl, 1-0; At Las Cruces 0-0.

Year	W/L	Score	Site	Rank
2013	W	59-13	H	13/-

NORTH CAROLINA STATE (2-0)

UCLA Record: In Los Angeles, 2-0; At Coliseum, 2-0; At Raleigh 0-0.

Year	W/L	Score	Site	Rank
2021	not played due to COVID-19 protocols			
1960	W	7-0	H	-/-
1959	W	21-12	H	-/-

1 - San Diego County Credit Union Holiday Bowl

NORTHWESTERN (3-3)

UCLA Record: In Los Angeles, 1-1; At Coliseum, 2-0; At Evanston 1-2.

Year	W/L	Score	Site	Rank
2005	W	50-38	1	-/-
1970	W	12-7	H	15/-
1969	W	36-0	A	11/-
1948	L	0-19	H	-/-
1947	L	26-27	A	-/-
1931	L	0-19	A	-/-

1 - Sun Bowl in El Paso, Texas

NOTRE DAME (0-4)

UCLA Record: In Los Angeles, 0-1; At Rose Bowl, 0-1; At South Bend 0-3.

Year	W/L	Score	Site	Rank
2007	L	6-20	H	-/-
2006	L	17-20	A	-/10
1964	L	0-24	A	-/4
1963	L	12-27	A	-/-

OHIO STATE (4-4-1)

UCLA Record: In Los Angeles, 3-2; At Rose Bowl, 2-0; At Coliseum, 1-2; At Columbus 1-2-1.

Year	W/L	Score	Site	Rank
2001	W	13-6	H	14/21
1999	L	20-42	A	13/14
1980	W	17-0	A	11/2
1979	L	13-17	H	17/14
1976	T	10-10	A	4/8
1975	W	23-10	1	11/1
1975	L	20-41	H	13/2
1962	W	9-7	H	-/1
1961	L	3-13	A	-/8

1-1976 Rose Bowl

OKLAHOMA (1-5)

UCLA Record: In Los Angeles, 1-2; At Rose Bowl, 1-2; At Norman 0-3.

Year	W/L	Score	Site	Rank
2019	L	14-48	H	-/5
2018	L	21-49	A	-/6
2005	W	41-24	H	-/21
2003	L	24-59	A	-/1
1990	L	14-34	H	19/23
1986	L	3-38	A	4/1

OKLAHOMA STATE (1-1)

UCLA Record: In Los Angeles, 0-1; At Rose Bowl, 0-1; At Stillwater 1-0.

Year	W/L	Score	Site	Rank
2004	L	20-31	H	-/-
2002	W	38-24	A	-/-

OREGON (40-31)

UCLA Record: In Los Angeles, 23-15; At Rose Bowl, 7-9; At Coliseum, 16-6; At Eugene, 17-16.

Year	W/L	Score	Site	Rank
2021	L	31-34	H	-/10
2020	L	35-38	A	-/11
2018	L	21-42	A	-/-
2017	W	31-14	H	-/-
2014	L	30-42	H	18/12
2013	L	14-42	A	12/2
2011	L	31-49	A (Conf. Champ. Game)	-/8
2010	L	13-60	A	-/1
2009	L	10-24	H	-/13
2008	L	24-31	A	-/-
2007	W	16-0	H	-/9
2006	L	20-30	A	-/18
2004	W	34-26	A	-/-
2003	L	13-31	H	-/-
2002	L	30-31	H	-/7
2001	L	20-21	H	17/7
2000	L	10-29	A	6/-
1999	W	34-29	H	-/-
1998	W	41-38 (ot)	H	2/11
1997	W	39-31	A	18/-
1996	W	41-22	A	-/-
1995	L	31-38	H	12/20
1992	W	9-6	A	-/-
1991	W	16-7	H	-/-
1990	L	24-28	A	-/22
1989	L	20-38	H	-/-
1988	W	16-6	A	6/-
1987	W	41-10	H	9/16
1984	L	18-20	H	-/-
1983	W	24-13	A	-/-
1982	W	40-12	H	11/-
1981	W	28-11	A	-/-
1980	L	14-20	H	8/-
1979	W	35-0	A	-/-
1978	W	23-21	H	9/-
1977	W	21-3	A	-/-
1976	W	46-0	H	3/-
1975	W	50-17	A	-/-
1974	W	21-0	H	-/-
1973	W	27-7	A	9/-
1972	W	65-20	H	15/-
1970	L	40-41	H	15/-
1969	W	13-10	A	7/-
1958	W	7-3	H	-/-
1957	L	0-21	1	-/-
1956	W	6-0	H	-/-
1954	W	41-0	H	1/-
1953	W	12-0	A	5/-
1952	W	13-6	H	18/-
1951	W	41-0	H	-/-
1950	W	28-0	H	-/-
1949	W	35-27	A	-/-
1948	L	7-26	H	-/16
1947	W	24-7	H	-/-

1946	W	14-0	1	4/-
1945	W	12-0	H	-/-
1942	L	7-14	A	10/-
1941	W	14-7	H	-/16
1940	L	0-18	A	-/-
1939	W	16-6	H	-/-
1938	L	12-14	A	-/-
1937	W	26-13	H	-/-
1936	W	7-0	1	-/-
1935	W	33-6	H	-/-
1934	L	3-26	1	-/-
1933	L	0-7	H	-/-
1932	W	12-7	1	-/-
1931	L	6-13	H	-/-
1930	L	0-7	A	-/-
1929	L	0-27	A	-/-
1928	L	6-26	H	-/-

1 - Portland, OR

OREGON STATE (43-17-4)

UCLA Record: In Los Angeles, 24-9-3; At Rose Bowl, 10-5-0; At Coliseum, 14-4-3; At Corvallis/Portland, 18-8-1; At Tokyo, Japan, 1-0-0.

Year	W/L	Score	Site	Rank
2019	L	31-48	H	-/-
2016	W	38-24	H	-/-
2015	W	41-0	A	22/-
2012	L	20-27	H	19/-
2011	W	27-19	A	-/-
2010	W	17-14	H	-/-
2009	L	19-26	A	-/-
2008	L	6-34	H	-/-
2007	W	40-14	A	-/-
2006	W	25-7	H	-/-
2005	W	51-28	H	8/-
2002	W	43-35	A	-/-
2001	W	38-7	A	12/19
2000	L	38-44	H	23/19
1999	L	7-55	A	-/-
1998	W	41-34	A	3/-
1997	W	34-10	H	17/-
1994	L	14-23	H	-/-
1993	W	20-17	A	19/-
1992	W	26-14	H	-/-
1991	W	44-7	A	-/-
1990	W	26-17	H	-/-
1989	L	17-18	A	-/-
1988	W	38-21	H	2/-
1987	W	52-17	A	7/-
1986	W	49-0	2	15/-
1985	W	41-0	H	13/-
1984	W	26-17	H	-/-
1980	W	34-3	1	14/-
1978	L	13-15	A	9/-
1977	W	48-18	H	-/-
1976	W	45-14	A	2/-
1975	W	31-9	H	19/-
1974	W	33-14	A	-/-
1973	W	56-14	H	8/-
1972	W	37-7	A	14/-
1971	L	17-34	H	-/-
1970	W	14-9	A	18/-
1969	W	37-0	H	17/-
1968	L	21-45	A	-/15
1967	T	16-16	H	2/-
1958	L	0-14	A	-/-
1957	W	27-7	H	-/7
1956	L	7-21	A	-/-
1955	W	38-0	H	7/-
1954	W	61-0	A	3/-
1953	W	41-0	H	4/-
1952	W	57-0	H	5/-
1951	W	7-0	2	-/-
1950	W	20-13	H	19/-
1949	W	35-13	H	-/-
1948	L	0-28	H	-/-
1947	W	27-7	2	-/-
1946	W	50-7	H	-/-
1942	W	30-7	H	-/-
1941	L	0-19	A	-/-
1940	L	0-7	H	-/-
1939	T	13-13	H	13/-
1938	T	6-6	H	-/-
1937	T	7-7	A	-/-
1936	W	22-13	H	-/-
1935	W	20-7		

HISTORY

PACIFIC (4-1)

UCLA Record: In Los Angeles, 2-1; Away 2-0.

Year	W/L	Score	Site	Rank
1957	W	21-0	A	-/-
1955	W	34-0	A	5/-
1945	W	50-0	H	-/-
1944	W	54-7	H	-/-
1943	L	7-19	H	-/-

PENN STATE (4-2)

UCLA Record: In Los Angeles, 2-1; At Coliseum, 2-1; At State College 2-1.

Year	W/L	Score	Site	Rank
1968	L	6-21	H	-/3
1967	W	17-15	A	3/-
1966	W	49-11	H	4/-
1965	W	24-22	A	-/-
1964	W	21-14	H	-/-
1963	L	14-17	A	-/-

PITTSBURGH (9-5)

UCLA Record: In Los Angeles, 5-3; At Coliseum, 5-3; At Pittsburgh 4-2.

Year	W/L	Score	Site	Rank
1972	W	38-28	A	8/-
1971	L	25-29	H	15/-
1970	W	24-15	A	16/-
1969	W	42-8	H	17/-
1968	W	63-7	H	16/-
1967	W	40-8	A	6/-
1966	W	57-14	H	4/-
1964	W	17-12	A	-/-
1963	L	0-20	H	-/-
1962	L	6-8	A	-/-
1961	W	20-6	H	-/-
1960	W	8-7	H	-/7
1959	L	21-25	A	-/-
1958	L	6-27	H	-/19

PURDUE (3-0-2)

UCLA Record: In Los Angeles, 1-0-1; At Coliseum, 1-0-1; At West Lafayette, 2-0-1.

Year	W/L	Score	Site	Rank
1980	W	23-14	A	-/-
1979	W	31-21	H	-/5
1960	T	27-27	A	8/-
1959	T	0-0	H	-/11
1950	W	20-6	A	18/-

RICE (5-0)

UCLA Record: In Los Angeles, 3-0; At Rose Bowl, 2-0; At Coliseum, 1-0; At Houston 2-0.

Year	W/L	Score	Site	Rank
2012	W	49-24	A	-/-
2006	W	26-16	H	-/-
2005	W	63-21	H	-/-
1966	W	27-24	A	2/-
1952	W	20-0	H	11/-

SAINT MARY'S (7-5)

UCLA Record: In Los Angeles, 6-4; Away 1-1.

Year	W/L	Score	Site	Rank
1946	W	46-20	H	4/-
1945	W	13-0	H	-/-
1944	W	39-0	H	-/-
1943	W	19-7	H	-/-
1935	W	13-7	A	-/-
1934	W	6-0	H	-/-
1933	L	14-22	H	-/-
1932	L	7-14	H	-/-
1931	W	12-0	H	-/-
1930	L	6-21	H	-/-
1929	L	0-24	H	-/-
1925	L	0-28	A	-/-

SAN DIEGO STATE (21-1-1)

UCLA Record: In Los Angeles, 13-1; At Rose Bowl, 8-1; At San Diego 8-0-1.

Year	W/L	Score	Site	Rank
2019	L	14-23	H	-/-
2009	W	33-14	H	-/-
2005	W	44-21	A	-/-
2004	W	33-10	H	-/-
2003	W	20-10	H	-/-
2002	W	43-7	A	-/-
1993	W	52-13	A	-/-
1992	W	35-7	H	11/21
1991	W	37-12	A	-/-
1990	W	45-31	H	-/-
1989	W	28-25	A	20-
1988	W	59-6	H	5/-
1987	W	47-14	H	3-

1986	W	45-14	A	19/-
1985	W	34-16	H	12/-
1984	W	18-15	A	4/-
1934	W	20-0	H	-/-
1933	W	13-0	H	-/-
1926	W	42-7	H	-/-
1925	W	7-0	H	-/-
1924	T	13-13	A	-/-
1923	W	12-0	H	-/-
1922	W	24-6	A	-/-

SAN JOSE STATE (1-0)

UCLA Record: In Los Angeles, 1-0; At Rose Bowl, 1-0; At Coliseum, 0-0.

Year	W/L	Score	Site	Rank
2011	W	27-17	H	-/-

SANTA CLARA (3-3-1)

UCLA Record: In Los Angeles, 3-3-1; At Santa Clara 0-0.

Year	W/L	Score	Site	Rank
1951	W	44-17	H	-/-
1949	L	0-14	H	13/-
1946	W	33-7	H	5/-
1942	W	14-6	H	14/9
1941	L	13-31	H	-/-
1940	L	6-9	H	-/-
1939	T	0-0	H	11/14

SOUTHERN CALIFORNIA (33-49-7)

(*Note: USC wins in the series in 2004 and 2005 were vacated by NCAA sanctions-original series record 33-51-7)
UCLA Record: At Rose Bowl, 11-8*-0; At Coliseum, 22-41*-7 (Bruins left the Coliseum and played in the Rose Bowl starting in '82).

Year	W/L	Score	Site	Rank
2021	W	62-33	A	-/-
2020	L	38-43	H	-/16
2019	L	35-52	A	-/-
2018	W	34-27	H	-/-
2017	L	23-28	A	-/12
2016	L	14-36	H	-/15
2015	L	21-40	A	22/-
2014	W	38-20	H	11/24
2013	W	35-14	A	22/23
2012	W	38-28	H	17/21
2011	L	0-50	A	-/10
2010	L	14-28	H	-/-
2009	L	7-28	A	-/24
2008	L	7-28	H	-/5
2007	L	7-24	A	-/8
2006	W	13-9	H	-/2
2005	*L	19-66	A	11/1
2004	*L	24-29	H	-/1
2003	L	22-47	A	-/2
2002	L	21-52	H	25/17
2001	L	0-27	A	20/-
2000	L	35-38	H	-/-
1999	L	7-17	A	-/-
1998	W	34-17	H	3/-
1997	W	31-24	A	7/-
1996	W	48-41(2ot)	H	-/-
1995	W	24-20	A	-/11
1994	W	31-19	H	-/13
1993	W	27-21	A	16/22
1992	W	38-37	H	-/15
1991	W	24-21	A	25/-
1990	L	42-45	H	-/19
1989	T	10-10	A	-/8
1988	L	22-31	H	6/2
1987	L	13-17	A	5/-
1986	W	45-25	H	18/10
1985	L	13-17	A	8/-
1984	W	29-10	H	-/7
1983	W	27-17	A	-/-
1982	W	20-19	H	11/15
1981	L	21-22	A	15/10
1980	W	20-17	H	18/12
1979	L	14-49	A	-/4
1978	L	10-17	H	14/5
1977	L	27-29	A	17/-
1976	L	14-24	H	2/3
1975	W	25-22	A	14/-
1974	L	9-34	H	-/8
1973	L	13-23	A	8/9
1972	L	7-24	H	14/1
1971	T	7-7	A	-/15
1970	W	45-20	H	-/-
1969	L	12-14	A	6/5
1968	L	16-28	H	-/1
1967	L	20-21	A	1/4
1966	W	14-7	H	8/7

1965	W	20-16	A	7/6
1964	L	13-34	H	-/-
1963	L	6-26	A	-/-
1962	L	3-14	H	-/1
1961	W	10-7	A	-/-
1960	L	6-17	H	11/-
1959	W	10-3	A	-/4
1958	T	15-15	H	-/-
1957	W	20-9	A	-/-
1956	L	7-10	H	-/-
1955	W	17-7	A	5/-
1954	W	34-0	H	2/7
1953	W	13-0	A	5/9
1952	L	12-14	H	3/4
1951	W	21-7	A	18/11
1950	W	39-0	H	-/-
1949	L	7-21	A	-/-
1948	L	13-20	H	-/-
1947	L	0-6	A	18/4
1946	W	13-6	H	4/10
1945	L	15-26	A	-/16
1945	L	6-13	H	-/-
1944	L	13-40	H	-/8
1944	T	13-13	A	-/-
1943	L	13-26	A	-/-
1943	L	0-20	H	-/-
1942	W	14-7	A	13/-
1941	T	7-7	H	-/-
1940	L	12-28	A	-/-
1939	T	0-0	H	9/3
1938	L	7-42	A	-/14
1937	L	13-19	H	-/-
1936	T	7-7	A	-/-
1930	L	0-52	H	-/-
1929	L	0-76	H	-/-

SOUTHERN METHODIST (1-4)

UCLA Record: In Los Angeles, 1-4; At Rose Bowl, 1-0; At Dallas 0-0.

Year	W/L	Score	Site	Rank
1994	W	17-10	H	13/-
1947	L	0-7	H	16/12
1940	L	6-9	H	-/-
1937	L	13-26	H	-/-
1935	L	0-21	H	-/-

STANFORD (47-43-3)

UCLA Record: In Los Angeles, 26-19-1; At Rose Bowl, 10-10; At Coliseum, 16-9-1; At Stanford, 21-24-2.

Year	W/L	Score	Site	Rank
2021	W	35-24	A	24/-
2020	L	47-48 2ot	H	-/-
2019	W	34-16	A	-/-
2018	L	42-49	H	-/-
2017	L	34-58	A	-/-
2016	L	13-22	H	-/7
2015	L	35-56	A	18/15
2014	L	10-31	H	9/-
2013	L	10-24	A	9/13
2012	L	24-27	A (Conf. Champ. Game)	17/8
2012	L	17-35	H	15/11
2011	L	19-45	A	-/6
2010	L	0-35	H	-/25
2009	L	16-24	A	-/-
2008	W	23-20	H	-/-
2007	W	45-17	A	14/-
2006	W	31-0	H	-/-
2005	W	30-27 ot	A	8/-
2004	W	21-0	H	-/-
2003	L	14-21	A	-/-
2002	W	28-18	H	-/-
2001	L	28-38	A	4/20
2000	W	37-35	H	-/-
1999	L	32-42	A	18/-
1998	W	28-24	H	2/-
1997	W	27-7	A	12/-

HISTORY

1982	W	38-35	H	12/-
1981	L	23-26	A	17/-
1980	W	35-21	H	5/16
1979	L	24-27	A	-/-
1978	W	27-26	H	16/17
1977	L	28-32	A	-/-
1976	W	38-20	H	5/-
1975	W	31-21	A	-/-
1974	T	13-13	H	-/-
1973	W	59-13	A	15/-
1972	W	28-23	H	8/-
1971	L	9-20	A	-/12
1970	L	7-9	H	16/8
1969	T	20-20	A	6/19
1968	W	20-17	H	-/-
1967	W	21-16	A	3/-
1966	W	10-0	H	8/-
1965	W	30-13	A	7/-
1964	W	27-20	H	-/-
1963	W	10-9	A	-/-
1962	L	7-17	H	-/-
1961	W	20-0	A	-/-
1960	W	26-8	H	19/-
1959	W	55-13	A	-/-
1958	L	19-21	H	-/-
1957	L	6-20	A	-/-
1956	W	14-13	H	-/10
1955	W	21-13	A	9/-
1954	W	72-0	H	3/-
1953	L	20-21	A	4/-
1952	W	24-14	H	10/13
1951	L	7-21	A	-/19
1950	W	21-7	H	-/6
1949	W	14-7	A	18/-
1948	L	14-34	H	-/-
1947	W	39-6	A	19/-
1946	W	26-6	H	5/7
1942	W	20-7	H	11/-
1941	L	0-33	A	-/-
1940	L	14-20	H	-/6
1939	T	14-14	A	-/-
1938	W	6-0	H	-/-
1937	L	7-12	A	-/-
1936	L	6-19	H	-/-
1935	W	7-6	A	-/-
1934	L	0-27	H	-/-
1933	L	0-3	A	-/-
1932	W	13-6	H	-/-
1931	L	6-12	A	-/-
1930	L	0-20	H	-/-
1929	L	0-57	H	-/-
1928	L	7-45	A	-/-
1925	L	0-82	A	-/-

SYRACUSE (2-6)

UCLA Record: In Los Angeles, 1-4; At Rose Bowl, 0-0; At Coliseum, 1-4; At Syracuse 1-2.

Year	W/L	Score	Site	Rank
1968	L	7-20	A	9/-
1967	L	14-32	H	4/-
1966	W	31-12	A	2/-
1965	W	24-14	H	-/-
1964	L	0-39	A	-/-
1963	L	7-29	H	-/-
1962	L	7-12	H	-/-
1959	L	8-36	H	17/1

TEMPLE (1-0)

UCLA Record: In Los Angeles, 0-0; At Rose Bowl, 0-0; At Coliseum, 0-0; At Philadelphia 0-0.

Year	W/L	Score	Site	Rank
2009	W	30-21	1	-/-

1 - Eagle Bank Bowl in Washington, DC

TENNESSEE (6-7-2)

UCLA Record: In Los Angeles, 4-2; At Rose Bowl, 2-2; At Coliseum, 2-0; At Knoxville, 2-5-2.

Year	W/L	Score	Site	Rank
2009	W	19-15	A	-/-
2008	W	27-24	H	-/18
1997	L	24-30	H	-/3
1996	L	20-35	A	-/2
1994	W	25-23	H	14/13
1991	L	16-30	A	21/11
1989	L	6-24	H	6/-
1985	T	26-26	A	10/-
1978	W	13-0	A	9/-
1975	W	34-28	H	12/10
1974	T	17-17	A	12/16
1970	L	17-28	A	-/5

1968	L	18-42	A	-/5
1967	W	20-16	H	8/9
1965	L	34-37	A	5/7

TEXAS (4-3)

UCLA Record: In Los Angeles, 1-2; At Rose Bowl, 1-1; At Coliseum, 0-1; At Austin 2-1.

Year	W/L	Score	Site	Rank
2014	W	20-17	1	12/-
2011	L	20-49	H	-/24
2010	W	34-12	A	-/7
1998	W	49-31	H	6/23
1997	W	66-3	A	-/11
1971	L	10-28	H	-/3
1970	L	17-20	A	13/2

1 - Arlington, Texas

TEXAS A&M (3-3)

UCLA Record: In Los Angeles, 2-2; At Rose Bowl, 1-0; At Coliseum, 1-2; At College Station 0-1.

Year	W/L	Score	Site	Rank
2017	W	45-44	H	-/-
2016	L	24-31 ot	A	16/-
1997	W	29-23	1	5/19
1955	W	21-0	H	1/-
1951	L	14-21	H	-/6
1940	L	0-7	H	-/-

1 - Jan. 1, 1998 Cotton Bowl in Dallas, Texas

TEXAS CHRISTIAN (3-1)

UCLA Record: In Los Angeles, 3-1; At Rose Bowl, 0-0; At Coliseum, 3-1; At Fort Worth 0-0.

Year	W/L	Score	Site	Rank
1961	W	28-7	H	-/-
1952	W	14-0	H	18/9
1942	L	6-7	H	-/-
1939	W	6-2	H	-/-

UC DAVIS (2-0)

UCLA Record: In Los Angeles, 2-0; At Rose Bowl, 0-0; At Coliseum, 2-0; At Davis 0-0.

Year	W/L	Score	Site	Rank
1934	W	49-0	H	-/-
1932	W	26-0	H	-/-

UTAH (11-8)

UCLA Record: In Los Angeles, 6-3; At Rose Bowl, 2-3; At Coliseum, 4-0; At Salt Lake City, 5-5.

Year	W/L	Score	Site	Rank
2021	L	24-44	A	-/-
2019	L	3-49	A	-/8
2018	L	10-41	H	-/-
2017	L	17-48	A	-/-
2016	L	45-52	H	-/19
2015	W	17-9	A	-/18
2014	L	28-30	H	8/-
2013	W	34-27	A	12/-
2012	W	21-14	H	-/-
2011	L	6-31	A	-/-
2007	L	6-44	A	11/-
2006	W	31-10	H	-/-
1974	W	27-14	A	-/-
1973	W	66-16	H	16/-
1962	W	14-11	A	-/-
1960	W	16-9	A	-/-
1959	W	21-6	H	20/-
1956	W	13-7	H	17/-
1933	W	22-0	H	-/-

UTAH STATE (1-0)

UCLA Record: In Los Angeles, 1-0; At Ogden 0-0.

Year	W/L	Score	Site	Rank
1935	W	39-0	H	-/-

VANDERBILT (1-0)

UCLA Record: In Los Angeles, 1-0; At Rose Bowl, 0-0; At Coliseum, 1-0; At Nashville 0-0.

Year	W/L	Score	Site	Rank
1961	W	28-21	H	-/-

VIRGINIA (2-0)

UCLA Record: In Los Angeles, 1-0; At Rose Bowl, 1-0; At Coliseum, 0-0; At Charlottesville 1-0.

Year	W/L	Score	Site	Rank
2015	W	34-16	H	13/-
2014	W	28-20	A	7/-

VIRGINIA TECH (1-0)

UCLA Record: In Los Angeles, 0-0; At Rose Bowl, 0-0; At Coliseum, 0-0; At Blacksburg 0-0.

Year	W/L	Score	Site	Rank
2013	W	42-12	1	17/-

1 - Sun Bowl in El Paso, Texas

WASHINGTON (41-32-2)

UCLA Record: In Los Angeles, 24-12-1; At Rose Bowl, 11-4; At Coliseum, 13-8-1; At Seattle 16-21-1. (Note - UCLA forfeited its win in 1977)

Year	W/L	Score	Site	Rank
2021	W	24-17	A	-/-
2018	L	24-31	H	-/10
2017	L	23-44	A	-/12
2014	W	44-30	A	18/-
2013	W	41-31	H	13/-
2010	L	7-24	A	-/-
2009	W	24-23	H	-/-
2008	W	27-7	A	-/-
2007	W	44-31	H	-/-
2006	L	19-29	A	-/-
2005	W	21-17	H	20/-
2004	W	37-31	A	-/-
2003	W	46-16	H	-/18
2002	W	34-24	A	-/-
2001	W	35-13	H	7/10
2000	L	28-35	A	-/7
1999	W	23-20	H	-/23
1998	W	36-24	A	3/-
1997	W	52-28	H	9/13
1996	L	21-41	A	-/25
1995	L	14-38	H	-/23
1994	L	10-37	A	-/12
1993	W	39-25	H	22/12
1990	W	25-22	A	-/2
1989	L	27-28	H	-/-
1988	W	24-17	A	2/16
1987	W	47-14	H	5/-
1986	T	17-17	A	19/10
1985	L	14-21	H	13/-
1983	W	27-24	H	-/11
1982	L	7-10	A	9/10
1981	W	31-0	H	-/16
1979	L	14-34	H	-/20
1978	W	10-7	A	12/11
1977	W	20-12 (later forfeit loss)	H	-/-
1976	W	30-21	A	3/-
1975	L	13-17	H	13/-
1974	L	9-31	A	18/-
1973	W	62-13	H	10/-
1972	L	21-30	A	8/-
1971	L	12-23	H	-/-
1970	L	20-61	A	17/-
1969	W	57-14	H	9/-
1968	L	0-6	A	-/-
1967	W	48-0	H	4/-
1966	L	3-16	A	3/-
1965	W	28-24	H	8/-
1964	L	20-22	A	-/-
1963	W	14-0	H	-/-
1962	L	0-30	A	-/-
1961	L	13-17	H	-/-
1960	L	8-10	A	15/13
1959	L	7-23	H	-/17
1958	W	20-0	A	-/-
1957	W	19-0	H	-/-
1956	W	13-9	A	19/-
1955	W	19-17	H	4/-
1954	W	21-20	A	2/-
1953	W	22-6	H	7/-
1952	W	32-7	A	14/-
1951	T	20-20	H	18/-
1950	L	20-21	A	13/10
1949	W	47-26	H	-/-
1948	L	6-27	A	-/-
1947	W	34-7	H	-/-
1946	W	39-13	A	-/-
1942	W	14-10	H	18/-
1941	L	7-14	A	-/-
1940	L	0-41	H	-/13
1939	W	14-7	A	-/-
1938	W	13-0	H	-/-
1937	L	0-26	A	-/-
1936	L	0-14	H	-/-
1933	L	0-10	A	-/-
1932	L	0-19	H	-/-

HISTORY

WASHINGTON STATE (41-20-1)

UCLA Record: In Los Angeles, 23-10; At Rose Bowl, 9-6; At Coliseum, 14-4; At Pullman/Spokane/Portland, 18-10-1.

Year	W/L	Score	Site	Rank
2019	W	67-63	A	-/19
2016	L	21-27	A	-/-
2015	L	27-31	H	18/-
2012	W	44-36	A	17/-
2011	W	28-25	H	-/-
2010	W	42-28	H	-/-
2009	W	43-7	A	-/-
2008	W	28-3	H	-/-
2007	L	7-27	A	-/-
2006	L	15-37	H	-/-
2005	W	44-41 ot	A	12/-
2004	L	29-31	H	-/-
2003	L	13-31	A	-/12
2002	L	27-48	H	-/7
2001	L	14-20	A	9/16
1998	W	49-17	H	4/-
1997	L	34-37	A	-/-
1996	W	38-14	H	-/-
1995	L	15-24	A	16/-
1994	L	0-21	H	18/22
1993	W	40-27	A	12/-
1992	L	17-30	A	-/22
1991	W	44-3	H	23/-
1990	W	30-20	A	-/-
1988	L	30-34	H	1/-
1986	W	54-16	H	17/-
1985	W	31-30	A	18/-
1984	W	27-24	H	-/-
1983	W	24-14	A	-/-
1982	W	42-17	H	12/-
1981	T	17-17	A	-/18
1979	L	14-17	A	-/-
1978	W	45-31	H	14/-
1977	W	27-16	1	-/-
1976	W	62-3	H	4/-
1975	W	37-23	1	18/-
1974	W	17-13	H	-/-
1973	W	24-13	1	13/-
1972	W	35-20	H	9/-
1971	W	34-21	1	-/-
1970	W	54-9	H	19/-
1969	W	46-14	A	11/-
1968	W	31-21	H	8/-
1967	W	51-23	1	4/-
1958	L	20-38	H	-/-
1957	W	19-13	1	-/-
1956	W	28-20	H	-/-
1955	W	55-0	A	7/-
1953	W	44-7	H	12/-
1950	W	42-0	H	-/-
1949	W	27-20	A	-/-
1948	W	48-26	H	-/-
1941	W	7-6	H	-/-
1940	W	34-26	H	-/-
1939	W	24-7	H	13/-
1938	W	21-0	A	-/-
1937	L	0-3	H	-/-
1936	L	7-32	H	-/-
1933	W	7-0	H	-/-
1932	L	0-3	H	-/-
1931	L	0-13	A	-/-
1928	L	0-38	2	-/-

1 - Spokane, Wash.; 2 - Portland, Oregon

WISCONSIN (7-4)

UCLA Record: In Los Angeles, 2-3; At Rose Bowl, 0-2; At Coliseum, 2-1; At Madison 5-0.

Year	W/L	Score	Site	Rank
2000	L	20-21	2	-/-
1998	L	31-38	1	6/9
1993	L	16-21	1	14/9
1982	W	51-26	A	14/-
1981	W	31-13	A	9/20
1980	W	35-0	H	16/-
1979	W	37-12	A	20/-
1969	W	34-23	A	14/-
1953	W	13-0	H	6/-
1952	W	20-7	A	8/10
1938	L	7-14	H	-/15

1 - Rose Bowl; 2 - Sun Bowl in El Paso, Texas

WYOMING (0-1)

UCLA Record: In Los Angeles, 0-0; At Rose Bowl, 0-0; At Coliseum, 0-0; At Laramie 0-0.

Year	W/L	Score	Site	Rank
2004	L	21-24	1	-/-

1 - Las Vegas Bowl

MILESTONE WINS

No.	Date	Oppt.	Site	Score
1	10/24/1919	Occidental Frosh	H	7-2
100	10/27/1944	Alameda Co. Guard	H	26-13
200	9/7/1960	Pittsburgh	H	8-7
300	9/18/1976	Arizona	H	37-9
400	10/1/1988	Washington	A	24-17
500	9/13/2003	Illinois	H	6-3
600	10/21/2017	Oregon	H	31-10

LARGEST MARGIN OF DECISION (since 1945)

No.	Date	Oppt. (rank)	Site	Score
+72	10/16/54	Stanford	H	72-0
+67	9/18/54	San Diego NTC	H	67-0
+63	9/13/97	Texas (#11)	A	66-3
+61	10/23/54	Oregon St.	A	61-0
+59	10/16/76	Wash. St.	H	62-3
+57	11/8/52	Oregon St.	H	57-0
+56	11/3/12	Arizona (#24)	H	66-10
+56	10/4/97	Houston	H	66-10
+56	9/21/68	Pittsburgh	H	63-7
+55	10/1/55	Wash. St.	A	55-0
+54	10/9/93	BYU (#19)	H	68-14
+54	11/16/46	Montana	H	61-7
+53	9/17/88	Long Beach St.	H	56-3
+53	9/3/88	San Diego St.	H	59-6
+53	10/23/65	California	H	56-3
+50	10/6/73	Utah	H	66-16

-59	9/13/08	BYU (#18)	A	0-59
-50	11/26/11	USC (#10)	A	0-50
-48	10/23/99	Oregon State	A	7-55
-47	10/21/10	Oregon (#1)	A	13-60
-47	12/3/05	USC (#1)	A	19-66
-46	11/16/19	Utah (#8)	A	3-49
-41	11/14/70	Washington	A	20-61
-39	9/22/84	Nebraska (#1)	H	3-42
-39	10/10/64	Syracuse	A	0-39
-38	9/15/07	Utah	A	6-44
-38	11/5/05	Arizona	A	14-52
-38	9/25/71	Michigan (#4)	A	0-38

RANKINGS SUMMARY IN FINAL POLLS

Year	Associated Press	Coaches Poll
	(poll began 1936)	(poll began 1950)
Rank	Rank	Rank
1939	7	poll started 1950
1942	13	poll started 1950
1946	4	poll started 1950
1951	17	17
1952	6	6
1953	5	4
1954	2	1
1955	4	4
1957	nr	18
1961	16	nr
1965	4	5
1966	5	5
1967	nr	10
1969	13	10
1972	15	17
1973	12	9
1975	5	5
1976	15	15
1978	14	12
1980	13	14
1982	5	5
1983	17	13
1984	9	10
1985	7	6
1986	14	14
1987	9	11
1988	6	6
1991	19	18
1993	18	17
1997	5	5
1998	8	[BCS-5] 8
2005	16	[BCS-16] 13
2006	nr	[BCS-25] nr
2012	nr	[BCS-17] nr
2013	16	[BCS-17] 16
2014	10	[CFP-14] 10

note - the Coaches Poll was conducted by United Press International (UPI) - from 1950 thru 1990, followed by USA Today/CNN from 1991 thru 1996, USA Today/ESPN from 1997 to 2004, and USA Today from 2005 to the present.

RECORD IN OVERTIME

Overall Record in Overtime: 8-3
 Home: 5-1; Away: 3-2; Neutral: 0-0

2020 - UCLA 47, Stanford 48 2ot on Dec. 19, 2020

After Stanford raced out to a 20-3 halftime lead, UCLA used three second-half interceptions to answer with 31 straight points and took a 34-20 advantage with 5:34 left in the fourth quarter. However, Stanford drove for two touchdowns in the final 2:34 of the contest to even the score at 34-all with 0:18 remaining in regulation. UCLA scored on a 21-yard pass play from Chase Griffin to Greg Dulcich on the first possession of overtime. Stanford evened the score on a short run. The Cardinal then took the lead at 48-41 on a scoring pass. UCLA tallied on another 21-yard touchdown pass, this one to Kyle Philips. Coach Chip Kelly decided to go for two points and the win but a Brittain Brown run up the middle came up just short. For the game, Brown ran the ball 29 times for 219 yards in the season finale for both teams.

2016 - UCLA 24, at Texas A&M 31 1ot on Sept. 3, 2016

UCLA needed two fourth-quarter touchdowns to get back into the game, the second coming on a 62-yard pass from Josh Rosen to Kenneth Walker III which pulled the Bruins within two with just over two minutes to play. Rosen then hit Austin Roberts for the two-point conversion to even the score. Texas A&M took the lead in overtime on a one-yard scoring run on a fourth-and-goal play. UCLA then failed to answer after having a first-and-goal at the seven yard line.

2014- UCLA 40, at Colorado 37 2ot on Oct. 25, 2014

Colorado scored 17 straight points in the fourth quarter and tied the game on a 35-yard field goal with 36 seconds to play. The Buffs hit a 34-yard field goal on the initial possession of overtime. Brett Hundley then ran eight yards for the winning score on UCLA's possession.

2008 - UCLA 27, Tennessee 24 1ot on Sept. 1, 2008

Tennessee evened the score on a 47-yard field goal as time expired. The Bruins went ahead on a Kai Forbath 42-yard field goal on the first possession of overtime. UT missed a potential tying field goal on its extra possession.

2005 - UCLA 30 at Stanford 27 1ot on Oct. 29, 2005

The Bruins rallied from a 3-24 deficit with 8:26 remaining in the fourth quarter to tie the score with 46 seconds remaining on a Maurice Jones-Drew one-yard run. Stanford hit a 42-yard field goal on the initial possession of the overtime period. Drew Olson then connected with Robert Breazell on a 23-yard pass play for the winning score.

2005 - UCLA 44 at Wash. State 41 1ot on Oct. 15, 2005

The Bruins rallied from early 0-21 deficit and then came back from a 21-38 deficit heading into the fourth quarter to tie the score on a nine-yard pass from Drew Olson to Marcus Everett with 44 seconds remaining. WSU made a 37-yard field goal on the first possession of overtime. Maurice Jones-Drew then ran it in from one-yard out to tally the winning points.

2003 - UCLA 23, Cal 20 1ot on Oct. 18, 2003

Cal tied the game on a Aaron Rodgers touchdown pass with 11 seconds remaining and then added a two-point conversion on another pass play. Justin Medlock converted a 41-yard field goal on the initial possession of overtime. Cal's 50-yard field goal attempt to tie bounced off the upright.

2000 - UCLA 38 at Cal 46 3ot on Oct. 14, 2000

UCLA used two fourth quarter scoring passes from Cory Paus to Akil Harris and Freddie Mitchell to tie the score. Cal recorded a touchdown on its initial possession of overtime on a 22-yard pass play. Paus tied it up on a one-yard quarterback sneak, after UCLA converted twice on fourth-down plays. UCLA's second possession resulted in Chris Griffith's 36-yard field goal which handed the Bruins their first lead of the day. A 37-yard Cal field goal tied it up. Joe Igber's three-yard run and a pass for a two-point conversion put Cal up by eight. The game ended when Cal intercepted a Paus pass in the end zone.

1999 - UCLA 23, Washington 20 1ot on Nov. 13, 1999

Washington made a 56-yard field goal with 2:32 remaining to tie the game. On the first overtime possession, UW's Marques Tuiasosopo's pass was intercepted by Joey Strycula. Chris Griffith's 22-yard field goal won it for UCLA.

1998 - UCLA 41, Oregon 38 1ot on Oct. 17, 1998

Oregon scored on a short pass play with 22 seconds remaining in regulation to tie the score. Two sacks by Brendon Ayanbadejo pushed UO out of field goal range and the Bruins stopped the Ducks on an interception by Ryan Roques on the initial possession of overtime. Chris Sailer, who had missed a 21-yard field goal attempt as time expired in regulation, connected on a 24-yard field goal to end the game.

1996 - UCLA 48, USC 41 2ot on Nov. 23, 1996

The only overtime game in the rivalry series was a wild one with UCLA down 17-0 after the first quarter, 24-7 at half and 38-24 late in the fourth quarter. The Bruins managed to score twice in the last three minutes of regulation to tie the score at 38. Keith Brown ran one-yard for a score with 2:39 to play and then Skips Hicks darted 11 yards for the tying score with 39 seconds to play. Travis Kirschke blocked a 39-yard field goal attempt by USC as time expired to send the game to overtime. Both teams exchanged field goals in the first overtime period. Hicks then raced 25 yards on the first play of the second overtime for UCLA's first lead in the game and what would be the winning points. Anthony Cobbs' interception in the end zone terminated USC's second overtime possession and ended the game.



PK Justin Medlock

HISTORY

UCLA WINS IN FOURTH-QUARTER / OVERTIME

(Bruins scored last points of game to erase a deficit or tie and win by seven points or less or produce a tie game)

Year	Oppt.	Site	Score	Decisive Play	Time Left
2021	Washington	Seattle, Wash.	24-17	Greg Dulcich 9-yd pass from Dorian Thompson-Robinson	8:19
2020	Arizona State	Tempe, Ariz.	25-18	Felton Jr. 2-yd run	1:08
2019	Washington State	Pullman, Wash.	67-63	Demetric Felton 15-yd pass from Dorian Thompson-Robinson	1:07
2017	California	Rose Bowl	30-27	JJ Molson 37-yard field goal	0:04
	Texas A&M	Rose Bowl	45-44	Josh Rosen 10-yd pass to Jordan Lasley	0:43
2015	Colorado	Rose Bowl	35-31	SoSo Jamabo 2-yd run	8:28
	BYU	Rose Bowl	24-23	Nate Starks 3-yd run	3:21
2014	Colorado	Boulder, Colo.	40-37	Brett Hundley 8-yd run	2nd OT
	California	Berkeley, Calif.	36-34	Ka'imi Fairbairn 26 yd field goal	3:04
	Texas	Arlington, Texas	20-17	Jordan Payton 33-yd pass from Jerry Neuheisel	3:00
	Memphis	Rose Bowl	42-35	Thomas Duarte 33-yd pass from Brett Hundley	10:52
2012	Arizona State	Tempe, Ariz.	45-43	Ka'imi Fairbairn 33-yd FG	0:00
2011	Arizona State	Rose Bowl	29-28	Derrick Coleman 1-yd run	0:49
	Washington State	Rose Bowl	28-25	Shaq Evans 7-yd pass from Kevin Prince	3:26
2010	Oregon State	Rose Bowl	17-14	Kai Forbath 51-yd FG	0:00
2009	Washington	Rose Bowl	24-23	Kai Forbath 27-yd FG	14:53
2008	Stanford	Rose Bowl	23-20	Cory Harkey 7-yd pass from Kevin Craft	0:10
	Tennessee	Rose Bowl	27-24	Kai Forbath 42-yd FG	1st OT
2005	Stanford	Stanford, Calif.	30-27	Robert Breazell 23-yd pass from Drew Olson	1st OT
	Washington State	Pullman, Wash.	44-41	Maurice Jones-Drew 1-yd run	1st OT
	Washington	Rose Bowl	21-17	Maurice Jones-Drew 1-yd run	1:08
2003	California	Rose Bowl	23-20	Justin Medlock 41-yd FG	1st OT
	Arizona	Tucson, Ariz.	24-21	Rodney Leisle 55-yd int. return	13:41
2000	Arizona	Tucson, Ariz.	27-24	Cory Paus 13-yd run	0:48
	Michigan	Rose Bowl	23-20	Ed Ileremia-Stansbury 2-yd pass from Ryan McCann	6:30
1999	Washington	Rose Bowl	23-20	Chris Griffith 22-yd FG	1st OT
1998	Oregon State	Corvallis, Ore.	41-34	Brad Melsby 61-yd pass from Cade McNown	0:21
	Stanford	Rose Bowl	28-24	DeShaun Foster 8-yd run	8:05
	Oregon	Rose Bowl	41-38	Chris Sailer 24-yd FG	1st OT
1997	Texas A&M	Cotton Bowl	29-23	Ryan Neufeld 5-yd run. Cade McNown run for 2 pt.	7:05
1996	USC	Rose Bowl	48-41	Skip Hicks 25-yd run	2nd OT
1994	Stanford	Rose Bowl	31-30	Skip Hicks 7-yd run. J.J. Stokes pass from Wayne Cook for 2 pt.	3:05
	SMU	Rose Bowl	17-10	Sharmon Shah 9-yd run	12:17
1993	Oregon State	Corvallis, Ore.	20-17	Bjorn Merten 35-yd FG	8:57
1992	Oregon	Eugene, Ore.	9-6	Louis Perez 40-yd FG	0:00
1991	Illinois	Sun Bowl	6-3	Louis Perez 19-yd FG	12:55
	BYU	Rose Bowl	27-23	Kevin Williams 1-yd run	14:14
1990	Washington	Seattle, Wash.	25-22	Brad Daluiso 43-yd FG	0:10
	Stanford	Rose Bowl	32-31	Brad Daluiso 21-yd FG	0:01
1989	USC	LA Coliseum	10-10	Alfredo Velasco 49-yd FG	13:43
	San Diego State	San Diego, Calif.	28-25	Bret Johnson 1-yd run	2:39
1988	Washington	Seattle, Wash.	24-17	Reggie Moore 48-yd pass from Troy Aikman	1:22
1986	Arizona	Rose Bowl	32-25	Gaston Green 32-yd run. W. Anderson pass fr. M. Stevens for 2 pt.	0:41
1985	Tennessee	Knoxville, Tenn.	26-26	Willie Anderson 25-yd pass from David Norrie. G. Green run for 2 pt.	0:37
	BYU	Provo, Utah	27-24	Gaston Green 2-yd run	1:02
1984	Miami	Fiesta Bowl	39-37	John Lee 22-yd FG	0:51
	California	Berkeley, Calif.	17-14	John Lee 18-yd FG	2:58
	Washington State	Rose Bowl	27-24	John Lee 47-yd FG	0:00
1983	Washington	Rose Bowl	27-24	Frank Cephous 5-yd run	1:55
	California	Rose Bowl	20-16	Frank Cephous 8-yd run	2:12
	Arizona State	Rose Bowl	26-26	Mike Young 19-yd pass from R. Neuheisel. Kevin Nelson run for 2 pt	1:36
1982	Arizona	Rose Bowl	24-24	John Lee 36-yd FG	0:02
1980	USC	LA Coliseum	20-17	Freeman McNeil 58-yd pass from Jay Schroeder	2:07

Note: Above is a list of games, since 1980, in which UCLA scored the last points of the game sometime in the fourth quarter or OT to erase a deficit



QB Jerry Neuheisel celebrates after 2014 win over Texas.

SHUTOUTS (1945 - present)

Date	W/L	Oppt.	Score	Site	Rank
11/7/15	W	Oregon State	41-0	A	22/-
11/26/11	L	USC	0-50	A	-/10
9/11/10	L	Stanford	0-35	H	-/25
9/13/08	L	BYU	0-59	A	-/18
11/24/07	W	Oregon	16-0	H	-/9
9/30/06	W	Stanford	31-0	H	-/-
10/30/04	W	Stanford	21-0	H	-/-
11/17/01	L	USC	0-27	A	20/-
10/16/99	L	Cal	0-17	H	-/-
9/14/96	W	NE Louisiana	44-0	H	-/-
9/24/94	L	Wash. State	0-21	H	18/22
10/24/92	L	Arizona State	0-20	H	-/-
10/3/87	W	Stanford	49-0	A	11/-
9/19/87	W	Fresno State	17-0	H	13/-
11/1/86	W	Oregon State	49-0	A	15/-
11/16/85	W	Oregon State	41-0	H	13/-
11/7/81	W	Washington	31-0	H	-/16
10/4/80	W	Ohio State	17-0	A	11/2
9/27/80	W	Wisconsin	35-0	H	16/-
11/17/79	W	Oregon	35-0	A	-/-
10/21/78	W	Cal	45-0	A	10/-
9/16/78	W	Tennessee	13-0	A	9/-
11/6/76	W	Oregon	46-0	H	3/-
11/9/74	W	Oregon	21-0	H	-/-
9/25/71	L	Michigan	0-38	A	-/4
10/18/69	W	Cal	32-0	H	8/-
10/4/69	W	Northwestern	36-0	A	11/-
9/13/69	W	Oregon State	37-0	H	17/-
11/16/68	L	Washington	0-6	A	-/-
11/11/67	W	Washington	48-0	H	4/-
11/12/66	W	Stanford	10-0	H	8/-
10/30/65	W	Air Force	10-0	A	-/-
10/17/64	L	Notre Dame	0-24	A	-/4
10/10/64	L	Syracuse	0-39	A	-/-
11/16/63	W	Washington	14-0	H	-/-
11/2/63	L	Cal	0-25	H	-/-
9/20/63	L	Pittsburgh	0-20	H	-/-
11/17/62	L	Washington	0-30	A	-/-
10/28/61	W	Stanford	20-0	A	-/-
11/12/60	W	Air Force	22-0	H	11/-
11/5/60	W	Cal	28-0	A	15/-
10/29/60	W	NC State	7-0	H	-/-
9/18/59	T	Purdue	0-0	H	-/11
10/18/58	W	Washington	20-0	A	-/-
10/4/58	L	Oregon State	0-14	A	-/-
11/16/57	W	Pacific	21-0	A	-/-
10/12/57	W	Washington	19-0	H	-/-
10/5/57	L	Oregon	0-21	A	-/-
9/20/57	W	Air Force	47-0	H	-/-
11/17/56	W	Kansas	13-0	H	-/-
10/13/56	W	Wash. St.	28-0	H	-/-
10/5/56	W	Oregon	6-0	H	-/-
11/5/55	W	Pacific	34-0	A	5/-
10/29/55	W	Cal	47-0	H	6/-
10/7/55	W	Oregon State	38-0	H	7/-
10/1/55	W	Wash. St.	55-0	A	7/-
9/24/55	L	Maryland	0-7	A	1/5
9/16/55	W	Texas A&M	21-0	H	1/-
11/20/54	W	USC	34-0	H	2/7
11/6/54	W	Oregon	41-0	H	1/-
10/23/54	W	Oregon State	61-0	A	3/-
10/16/54	W	Stanford	72-0	H	3/-
9/18/54	W	San Diego NTC	67-0	H	8/-
11/21/53	W	USC	13-0	A	5/9
10/9/53	W	Wisconsin	13-0	H	6/-
10/3/53	W	Oregon	12-0	A	5/-
9/18/53	W	Oregon State	41-0	H	4/-
11/8/52	W	Oregon State	57-0	H	5/-
10/11/52	W	Rice	20-0	H	11/-
9/27/52	W	TCU	14-0	H	18/9
11/10/51	W	Oregon State	7-0	A	-/-
10/20/51	W	Oregon	41-0	H	-/-
11/11/50	L	Cal	0-35	A	19/6
9/30/50	W	Wash. State	42-0	H	-/-
9/23/50	W	Oregon	28-0	H	-/-
10/15/49	L	Santa Clara	0-14	H	13/-
10/23/48	L	Oregon State	0-28	H	-/-
9/25/48	L	Northwestern	0-19	H	-/-
11/22/47	L	USC	0-6	A	18/4
11/1/47	L	Cal	0-6	H	19/14
10/25/47	L	SMU	0-7	H	16/12
11/30/46	W	Nebraska	18-0	H	4/-
11/9/46	W	Oregon	14-0	A	4/-
11/24/45	L	Cal	0-6	A	12/-
10/13/45	W	Cal	13-0	H	-/-
10/5/45	W	Pacific	50-0	H	-/-

HISTORY

COMEBACK WINS

Largest Comeback Win

Sept. 3, 2017 • UCLA 45, Texas A&M 44

34-point deficit in third quarter

Texas A&M	17	21	6	0	—	44
UCLA	3	7	7	28	—	45

Attn.: 64,635 / Weather: Partly Cloudy (88°)

Quarterback Josh Rosen faked to spike the ball and stop the clock and instead threw a 10-yard touchdown pass to Jordan Lasley with 43 seconds remaining and UCLA overcame a 34-point second-half deficit to stun Texas A&M 45-44 in the first Sunday college football game played in the Rose Bowl.

Rosen was 35 of 59 for 491 yards on the night and tossed four fourth-quarter touchdowns. He threw for 292 yards and the four scoring passes all in the last 15 minutes to overcome a 27-point fourth-quarter deficit.

UCLA scored touchdowns on five straight possessions after trailing 44-10 with 4:08 to play in the third quarter. Rosen threw scoring passes of 9 and 42 yards to Darren Andrews before finding Theo Howard for a 16-yard score on a broken play with 3:08 remaining.

UCLA got the ball back with 2:39 to go and drove 66 yards in 10 plays, including an 11-yard throw and catch to tight end Caleb Wilson. Rosen capped off the amazing comeback with a fade to the far corner of the end zone after faking the spike. JJ Molson kicked the winning extra point.

Wilson had a school-record 15 receptions for 208 yards, and Andrews had 12 catches for 142 yards. Rosen's 491 passing effort was the third-highest in school history.

Largest Bowl Game Comeback Win

Dec. 30, 2005 • UCLA 50, Northwestern 38

22-point deficit in the first quarter

Northwestern	22	0	3	13	—	38
UCLA	7	22	7	14	—	50

Attn.: 50,426 / Weather: Clear (56°)

UCLA trailed Northwestern 22-0 with 4:21 remaining in the first quarter of the Sun Bowl game in El Paso, TX before rallying for a 50-38 win, completing the largest comeback in school history.

The Bruins began their comeback with 15 seconds left in the first quarter when running back Kahlil Bell scored on a five-yard run. UCLA tallied three touchdowns in the second quarter on a 58-yard pass play from Drew Olson to tight end Ryan Moya with 13:57 to play in the quarter; a six-yard run by Bell with 8:26 to play and an eight-yard scoring pass from Olson to wide receiver Marcus Everett with 29 seconds left before the half to take a 29-22 lead into the locker room at intermission.

Michael Pitre grabbed a five-yard scoring pass from Olson as the Bruins extended their lead to 36-22 midway through the third quarter. Northwestern closed to 36-25 after a third quarter (4:40) field goal. In the fourth quarter, the Wildcats narrowed the margin to 36-31 after a touchdown pass with 2:29 left in the game, but misfired on a two-point conversion pass.

Breazell then returned the onside kickoff 42 yards for a touchdown to make it 43-31 Bruins. Northwestern drove down the field and scored with 24 seconds to play and kicked the extra point to make the score 43-38. Breazell then repeated his earlier feat by fielding the onside kickoff attempt and returning it 45 yards for a touchdown.

Largest Comeback Win vs. USC

Nov. 23, 1996 • UCLA 48, USC 41

17-point deficit in the fourth quarter

USC	10	14	7	7	3	0	41
UCLA	0	7	14	17	3	7	48

Attn.: 80,644 / Weather: Light Fog (74°)

Do you believe in miracles? Now you do, after the Bruins rallied from a 17-point, fourth quarter deficit to secure their sixth straight win in the city-series, 48-41, in overtime, before 80,644 spectators in the Rose Bowl.

After the teams traded field goals in the first overtime period, Skip Hicks scored the game-winner on a 25-yard run, breaking several Trojan tackles, on the first play of the second overtime period. UCLA then clinched the win when Anthony Cobbs intercepted a fourth-down pass in the end zone and the four-hour, 23-minute battle was over. USC dominated the game for three quarters, like UCLA had for the previous five seasons — forcing turnovers and making the big play on offense. The Trojans marched out to a 17-0 lead in the first 21 minutes of the game, and led 31-21 entering the fourth quarter and 38-21 after R. Jay Soward streaked down the right sideline on his way to a 78-yard scoring play with 11:06 to play in the game.

The Bruins narrowed the deficit to 38-24 on a 47-yard field goal by Bjorn Merten with 6:12 remaining. The Bruins quickly got the ball back after pinning USC against its own goal-line and forcing

a short punt. Nine plays and 41 yards later, freshman Keith Brown scored from the one-yard line to slice the margin to 38-31 at the 2:49 mark.

The ensuing onside kick was recovered by USC. Two plays later the Trojans had a first-and-ten at the Bruin 41 with less than two minutes to play. However, on the next play, junior linebacker Danjuan Magee reached in and hit running back LaVale Woods as he was about to break away from the pack, forcing a fumble. Senior cornerback Kusanti Abdul-Salaam recovered and returned the ball to the Bruin 44. UCLA had 1:27 left on the clock and a single timeout remaining to negotiate 56 yards, trailing 38-31.

Quarterback Cade McNown began the drive by connecting with Jim McElroy for 17 yards and three plays later lofted a 23-yarder to Rodney Lee, who made a spectacular diving grab at the USC 11. On the next play, Skip Hicks found the end zone on a burst up the middle. The game was tied when Merten sent the extra point through the uprights and 39 seconds showed on the clock.

USC had one last chance to win the game in regulation, after a 39-yard pass play and a pass interference penalty put the ball at the UCLA 23. But Adam Abrams' 40-yard field goal attempt sailed into the Bruin line, and it was on to overtime for the first time in the series.

Largest UCLA Come-From-Behind Victories (Since 1957)

Deficit	Year	Opponent	Trailed / Qtr.	Won
34	2017	Texas A&M	10-44 / Third	45-44
32	2019	Washington State	17-49 / Third	67-63
22	2005	Northwestern (Sun Bowl)	0-22 / First	50-38
21	2005	at Stanford	3-24 / Fourth	30-27ot
21	2005	at Washington State	7-28 / Second	44-41ot
21	2000	Arizona State	0-21 / Second	38-31
21	1982	at Michigan	0-21 / Second	31-27
20	1979	California	7-27 / Third	28-27
18	1986	Arizona	0-18 / Third	32-25
17	2004	at Washington	7-24 / First	37-31
17	1996	USC	21-38 / Fourth	48-41

Largest Opponent Come-From-Behind Wins (Since 1957)

Deficit	Year	Opponent	Trailed / Qtr.	Won
21	1996	Arizona State	7-28 / Second	42-34
21	1989	Washington	0-21 / Second	28-27
21	1988	Washington State	6-27 / Third	34-30
19	1970	Oregon	21-40 / Fourth	41-40
18	2020	USC	10-28 / Third	43-38
17	1998	at Miami	21-38 / Third	49-45
17	1995	at Arizona State	10-27 / Third	37-33

GAMES FEATURING TOP 10-RANKED UCLA TEAMS VS. TOP 10-RANKED OPPT.

Date	W/L	UCLA (rank)	score (rank)	Oppt. score (rank)	Site
Oct. 13, 2001	W	UCLA (#7)	35 (#10)	Washington 13	Rose Bowl
Jan. 1, 1999	L	UCLA (#6)	31 (#9)	Wisconsin 38	Rose Bowl
Oct. 10, 1998	W	UCLA (#3)	52 (#10)	Arizona 28	Tucson, Ariz.
Jan. 2, 1989	W	UCLA (#9)	17 (#8)	Arkansas 3	Dallas, Texas
Nov. 19, 1988	L	UCLA (#6)	22 (#2)	USC 31	LA Coliseum
Sept. 10, 1988	W	UCLA (#5)	41 (#2)	Nebraska 28	Rose Bowl
Sept. 12, 1987	L	UCLA (#3)	33 (#2)	Nebraska 42	Lincoln, Neb.
Sept. 6, 1986	L	UCLA (#4)	3 (#1)	Oklahoma 38	Norman, Okla.
Sept. 22, 1984	L	UCLA (#8)	3 (#1)	Nebraska 42	Lincoln, Neb.
Nov. 6, 1982	L	UCLA (#9)	7 (#10)	Washington 10	Seattle, Wash.
Nov. 20, 1976	L	UCLA (#2)	14 (#3)	USC 24	LA Coliseum
Oct. 2, 1976	T	UCLA (#4)	10 (#8)	Ohio State 10	Columbus, Ohio
Nov. 24, 1973	L	UCLA (#8)	13 (#9)	USC 23	LA Coliseum
Sept. 8, 1973	L	UCLA (#10)	13 (#4)	Nebraska 40	Lincoln, Neb.
Nov. 22, 1969	L	UCLA (#6)	12 (#5)	USC 14	LA Coliseum

Date	W/L	UCLA (rank)	score (rank)	Oppt. score (rank)	Site
Nov. 18, 1967	L	UCLA (#1)	20 (#4)	USC 21	LA Coliseum
Sept. 16, 1967	W	UCLA (#8)	20 (#9)	Tennessee 16	LA Coliseum
Nov. 19, 1966	W	UCLA (#8)	14 (#7)	USC 7	LA Coliseum
Jan. 1, 1966	W	UCLA (#5)	14 (#1)	Michigan State 12	Rose Bowl
Dec. 4, 1965	L	UCLA (#5)	34 (#7)	Tennessee 37	Knoxville, Tenn.
Nov. 20, 1965	W	UCLA (#7)	20 (#6)	USC 16	LA Coliseum
Sept. 24, 1955	L	UCLA (#1)	0 (#5)	Maryland 7	College Park, Md.
Nov. 20, 1954	W	UCLA (#2)	34 (#7)	USC 0	LA Coliseum
Oct. 1, 1954	W	UCLA (#4)	12 (#6)	Maryland 7	LA Coliseum
Jan. 1, 1954	L	UCLA (#5)	20 (#8)	Michigan State 28	Rose Bowl
Nov. 21, 1953	W	UCLA (#5)	13 (#9)	USC 0	LA Coliseum
Nov. 22, 1952	L	UCLA (#3)	12 (#4)	USC 14	LA Coliseum
Oct. 25, 1952	W	UCLA (#8)	20 (#10)	Wisconsin 7	Madison, Wisc.
Nov. 23, 1946	W	UCLA (#4)	13 (#10)	USC 6	LA Coliseum
Dec. 9, 1939	T	UCLA (#9)	0 (#3)	USC 0	LA Coliseum

BRUIN WINS OVER TOP-25 RANKED OPPONENTS (AP poll)

Date	UCLA (rank)score	Oppt. (rank)score	Site	Head Coach
Sept. 4, 2021	(NR) 38	LSU (#16) 27	Rose Bowl	Chip Kelly
Oct. 26, 2019	(NR) 42	Arizona State (#24) 32	Rose Bowl	Chip Kelly
Sept. 21, 2019	(NR) 67	Washington State (#19) 63	Pullman, Wash.	Chip Kelly
Nov. 21, 2015	(NR) 17	at Utah (#18) 9	Salt Lake City, Utah	Jim Mora
Oct. 22, 2015	(NR) 40	California (#20) 24	Rose Bowl	Jim Mora
Sept. 26, 2015	(#9) 56	at Arizona (#16) 30	Tucson, Ariz.	Jim Mora
Sept. 19, 2015	(#10) 24	BYU (#19) 23	Rose Bowl	Jim Mora
Jan. 2, 2015	(#14) 40	Kansas St. (#11) 35	San Antonio, Texas Alamo Bowl	Jim Mora
Nov. 22, 2014	(#11) 38	USC (#24) 20	Rose Bowl	Jim Mora
Nov. 1, 2014	(#25) 17	Arizona (#14) 7	Rose Bowl	Jim Mora
Sept. 25, 2014	(#11) 62	at Arizona St. (#15) 27	Tempe, Ariz.	Jim Mora
Nov. 30, 2013	(#22) 35	at USC (#23) 14	L.A. Coliseum	Jim Mora
Sept. 14, 2013	(#16) 41	at Nebraska (#23) 21	Lincoln, Neb.	Jim Mora
Nov. 17, 2012	(#17) 38	USC (#21) 28	Rose Bowl	Jim Mora
Nov. 3, 2012	(#25) 66	Arizona (#24) 10	Rose Bowl	Jim Mora
Sept. 8, 2012	(NR) 36	Nebraska (#17) 30	Rose Bowl	Jim Mora
Nov. 5, 2011	(NR) 29	Arizona State (#20) 28	Rose Bowl	Rick Neuheisel
Sept. 25, 2010	(NR) 34	at Texas (#7) 12	Austin, Texas	Rick Neuheisel
Sept. 18, 2010	(NR) 31	Houston (#23) 13	Rose Bowl	Rick Neuheisel
Sept. 1, 2008	(NR) 27	Tennessee (#18) 24 ot	Rose Bowl	Rick Neuheisel
Nov. 24, 2007	(NR) 16	Oregon (#9) 0	Rose Bowl	Karl Dorrell
Oct. 20, 2007	(NR) 30	California (#10) 21	Rose Bowl	Karl Dorrell
Dec. 2, 2006	(NR) 13	USC (#2) 9	Rose Bowl	Karl Dorrell
Oct. 8, 2005	(#20) 47	California (#10) 40	Rose Bowl	Karl Dorrell
Sept. 17, 2005	(NR) 41	Oklahoma (#21) 24	Rose Bowl	Karl Dorrell
Oct. 4, 2003	(NR) 46	Washington (#18) 16	Rose Bowl	Karl Dorrell
Sept. 7, 2002	(NR) 30	Colorado State (#19) 19	Rose Bowl	Bob Toledo
Oct. 13, 2001	(#7) 35	Washington (#10) 13	Rose Bowl	Bob Toledo
Sept. 29, 2001	(#12) 38	at Oregon State (#19) 7	Corvallis, Ore.	Bob Toledo
Sept. 22, 2001	(#14) 13	Ohio State (#21) 6	Rose Bowl	Bob Toledo
Sept. 1, 2001	(#15) 20	at Alabama (#25) 17	Tuscaloosa, Ala.	Bob Toledo
Oct. 28, 2000	(NR) 27	at Arizona (#24) 24	Tucson, Ariz.	Bob Toledo
Sept. 16, 2000	(#14) 23	Michigan (#3) 20	Rose Bowl	Bob Toledo
Sept. 2, 2000	(NR) 35	Alabama (#3) 24	Rose Bowl	Bob Toledo
Nov. 13, 1999	(NR) 23	Washington (#23) 20 ot	Rose Bowl	Bob Toledo
Oct. 17, 1998	(#2) 41	Oregon (#11) 38 ot	Rose Bowl	Bob Toledo
Oct. 10, 1998	(#3) 52	at Arizona (#10) 28	Tucson, Ariz.	Bob Toledo
Sept. 12, 1998	(#6) 49	Texas (#23) 31	Rose Bowl	Bob Toledo
Jan. 1, 1998	(#5) 29	Texas A&M (#19) 23	Dallas, Texas Cotton Bowl Game	Bob Toledo
Nov. 15, 1997	(#9) 52	Washington (#13) 28	Rose Bowl	Bob Toledo
Sept. 13, 1997	(NR) 66	at Texas (#11) 3	Austin, Texas	Bob Toledo
Nov. 18, 1995	(NR) 24	at USC (#11) 20	L.A. Coliseum	Terry Donahue
Oct. 21, 1995	(NR) 42	at Stanford (#23) 28	Palo Alto, Calif.	Terry Donahue
Sept. 2, 1995	(#15) 31	Miami (#12) 8	Rose Bowl	Terry Donahue
Nov. 19, 1994	(NR) 31	USC (#13) 19	Rose Bowl	Terry Donahue
Sept. 3, 1994	(#14) 25	Tennessee (#13) 23	Rose Bowl	Terry Donahue
Nov. 20, 1993	(#16) 27	at USC (#22) 21	Rose Bowl	Terry Donahue
Oct. 30, 1993	(#15) 37	Arizona (#7) 17	Rose Bowl	Terry Donahue
Oct. 16, 1993	(#22) 39	Washington (#12) 25	Rose Bowl	Terry Donahue
Oct. 9, 1993	(#25) 68	BYU (#19) 14	Rose Bowl	Terry Donahue
Sept. 25, 1993	(NR) 28	at Stanford (#17) 25	Palo Alto, Calif.	Terry Donahue
Nov. 21, 1992	(NR) 38	USC (#15) 37	Rose Bowl	Terry Donahue
Sept. 26, 1992	(#11) 35	San Diego St. (#21) 7	Rose Bowl	Terry Donahue
Sept. 7, 1991	(#23) 27	BYU (#25) 23	Rose Bowl	Terry Donahue
Nov. 11, 1990	(NR) 25	at Washington (#2) 22	Seattle, Wash.	Terry Donahue
Jan. 2, 1989	(#9) 17	Arkansas (#8) 3	Dallas, Texas Cotton Bowl Game	Terry Donahue
Oct. 1, 1988	(#2) 24	at Washington (#16) 17	Seattle, Wash.	Terry Donahue
Sept. 10, 1988	(#5) 41	Nebraska (#2) 28	Rose Bowl	Terry Donahue
Oct. 17, 1987	(#9) 41	Oregon (#16) 10	Rose Bowl	Terry Donahue
Nov. 22, 1986	(#18) 45	USC (#10) 25	Rose Bowl	Terry Donahue
Oct. 11, 1986	(NR) 32	Arizona (#11) 25	Rose Bowl	Terry Donahue
Jan. 1, 1986	(#13) 45	Iowa (#4) 28	Rose Bowl Game	Terry Donahue
Sept. 7, 1985	(#20) 27	at BYU (#8) 24	Provo, Utah	Terry Donahue
Jan. 1, 1985	(#14) 39	Miami (#13) 37	Tempe, Ariz. Fiesta Bowl Game	Terry Donahue
Nov. 17, 1984	(NR) 29	USC (#7) 10	Rose Bowl	Terry Donahue
Jan. 2, 1984	(NR) 45	Illinois (#4) 9	Rose Bowl Game	Terry Donahue
Oct. 29, 1983	(NR) 27	Washington (#11) 24	Rose Bowl	Terry Donahue
Jan. 1, 1983	(#5) 24	Michigan (#19) 14	Rose Bowl Game	Terry Donahue
Nov. 20, 1982	(#11) 20	USC (#15) 19	Rose Bowl	Terry Donahue
Sept. 25, 1982	(#12) 31	at Michigan (#20) 27	Ann Arbor, Mich.	Terry Donahue
Nov. 14, 1981	(#18) 34	Arizona State (#9) 24	L.A. Coliseum	Terry Donahue
Nov. 7, 1981	(NR) 31	Washington (#16) 0	LA Coliseum	Terry Donahue
Sept. 19, 1981	(#9) 31	at Wisconsin (#20) 13	Madison, Wisc.	Terry Donahue
Nov. 22, 1980	(#18) 20	USC (#12) 17	L.A. Coliseum	Terry Donahue
Oct. 11, 1980	(#5) 35	Stanford (#16) 21	L.A. Coliseum	Terry Donahue
Oct. 4, 1980	(#11) 17	at Ohio State (#2) 0	Columbus, Ohio	Terry Donahue
Sept. 15, 1979	(NR) 31	Purdue (#5) 21	L.A. Coliseum	Terry Donahue
Oct. 7, 1978	(#16) 27	Stanford (#17) 26	L.A. Coliseum	Terry Donahue
Sept. 9, 1978	(#12) 10	at Washington (#11) 7	Seattle, Wash.	Terry Donahue
Oct. 22, 1977	(NR) 21	California (#15) 19	L.A. Coliseum	Terry Donahue



RB DeShaun Foster, 1998-2001



QB Cade McNown, 1995-98



LB Donnie Edwards, 1992-95

HISTORY

BRUIN WINS OVER TOP-25 RANKED OPPONENTS, Cont. (AP poll)

Date	UCLA (rank)score	Oppt. (rank)score	Site	Head Coach
Sept. 9, 1976	(#17) 28	at Arizona State (#3) 10	Tempe, Ariz.	Terry Donahue
Jan. 1, 1976	#11 (23)	Ohio State (#1) 10	Rose Bowl Game	Dick Vermeil
Sept. 20, 1975	(#12) 34	Tennessee (#10) 28	L.A. Coliseum	Dick Vermeil
Oct. 26, 1974	(NR) 28	at California (#20) 3	Berkeley, Calif.	Dick Vermeil
Sept. 9, 1972	(NR) 20	Nebraska (#1) 17	L.A. Coliseum	Pepper Rodgers
Sept. 16, 1967	(#8) 20	Tennessee (#9) 16	L.A. Coliseum	Tommy Prothro
Nov. 19, 1966	(#8) 14	USC (#7) 7	L.A. Coliseum	Tommy Prothro
Jan. 1, 1966	(#5) 14	Michigan State (#1) 12	Rose Bowl Game	Tommy Prothro
Nov. 20, 1965	(#7) 20	USC (#6) 16	L.A. Coliseum	Tommy Prothro
Oct. 6, 1962	(NR) 9	Ohio State (#1) 7	L.A. Coliseum	Bill Barnes
Dec. 3, 1960	(NR) 27	Duke (#10) 6	L.A. Coliseum	Bill Barnes
Sept. 17, 1960	(NR) 8	Pittsburgh (#7) 7	L.A. Coliseum	Bill Barnes
Nov. 21, 1959	(NR) 10	at USC (#4) 3	L.A. Coliseum	Bill Barnes
Oct. 19, 1957	(NR) 26	Oregon State (#7) 7	L.A. Coliseum	Red Sanders
Nov. 3, 1956	(NR) 14	Stanford (#10) 13	L.A. Coliseum	Red Sanders
Nov. 20, 1954	(#2) 34	USC (#7) 0	L.A. Coliseum	Red Sanders
Oct. 1, 1954	(#4) 12	Maryland (#6) 7	L.A. Coliseum	Red Sanders
Nov. 21, 1953	(#5) 13	at USC (#9) 0	L.A. Coliseum	Red Sanders
Nov. 1, 1952	(#7) 28	at California (#11) 7	Berkeley, Calif.	Red Sanders
Oct. 25, 1952	(#8) 20	at Wisconsin (#10) 7	Madison, Wisc.	Red Sanders
Oct. 18, 1952	(#10) 24	Stanford (#13) 14	L.A. Coliseum	Red Sanders
Sept. 27, 1952	(#18) 14	Texas Christian (#9) 0	L.A. Coliseum	Red Sanders
Nov. 24, 1951	(#18) 21	at USC (#11) 7	L.A. Coliseum	Red Sanders
Nov. 3, 1951	(NR) 21	California (#9) 7	L.A. Coliseum	Red Sanders
Oct. 21, 1950	(NR) 21	Stanford (#6) 7	L.A. Coliseum	Red Sanders
Nov. 23, 1946	(#4) 13	USC (#10) 6	L.A. Coliseum	Bert LaBrucherie
Oct. 12, 1946	(#5) 26	Stanford (#17) 6	L.A. Coliseum	Bert LaBrucherie
Nov. 17, 1945	(NR) 13	St. Mary's (#5) 7	L.A. Coliseum	Bert LaBrucherie
Oct. 24, 1942	(#14) 14	Santa Clara (#9) 6	L.A. Coliseum	Edwin Horrell
Oct. 25, 1941	(NR) 14	Oregon (#16) 7	L.A. Coliseum	Edwin Horrell

NOTES

- *Most Bruin Wins Over Top-25 Teams in a Season: 5 - 1993; 4 - 2015, 2014, 2001, 1952
- *Most Bruin Top 10 Wins in a Season: 2 - 2007, 2000, 1988, 1985, 1975, 1965, 1960, 1952
- *Most Consecutive Week Wins Over Top-25 Teams: 3 - 1952 over Stanford (Oct. 18), at Wisconsin (Oct. 25), at Cal (Nov. 1)
- *Win Over Highest Ranked Opponent at Home: *In Rose Bowl* - 2006 vs. No. 2 USC (13-9); 1988 vs. No. 2 Nebraska (41-28)
- In L.A. Coliseum* - 1972 vs. No. 1 Nebraska (20-17); 1962 vs. No. 1 Ohio State (9-7)
- In Rose Bowl Game* - 1976 Game vs. No. 1 Ohio State (23-10); 1966 Game vs. No. 1 Michigan State (14-12)
- *Win Over Highest Ranked Opponent on Road: 1990 at No. 2 Washington (25-22); 1980 at No. 2 Ohio State (17-0)
- *Largest Margin of Victory Over Top-5 Ranked Opponent: +36 over No. 4 Illinois in 1984 Rose Bowl Game (45-9)

Wins vs. Top-5 Ranked Opponents

Date	Score	Site
Dec. 2, 2006	UCLA 13, No. 2 USC 9	Rose Bowl
Sept. 16, 2000	UCLA 23, No. 3 Michigan 20	Rose Bowl
Sept. 2, 2000	UCLA 35, No. 3 Alabama 24	Rose Bowl
Nov. 11, 1990	UCLA 25, No. 2 Washington 22	Seattle, Wash.
Sept. 10, 1988	UCLA 41, No. 2 Nebraska 28	Rose Bowl
Jan. 1, 1986	UCLA 45, No. 4 Iowa 28	Rose Bowl Game
Jan. 2, 1984	UCLA 45, No. 4 Illinois 9	Rose Bowl Game
Oct. 4, 1980	UCLA 17, No. 2 Ohio State 0	Columbus, Ohio
Sept. 15, 1979	UCLA 31, No. 5 Purdue 21	L.A. Coliseum
Sept. 9, 1976	UCLA 28, No. 3 Arizona St. 10	Tempe, Ariz.
Jan. 1, 1976	UCLA 23, No. 1 Ohio State 10	Rose Bowl Game
Sept. 9, 1972	UCLA 20, No. 1 Nebraska 17	L.A. Coliseum
Jan. 1, 1966	UCLA 14, No. 1 Michigan State 12	Rose Bowl Game



The 1954 UCLA Bruins in action

UCLA's BCS POLL HISTORY

- 1998**
 Oct. 26 - 1st
 Nov. 2 - 3rd
 Nov. 9 - 2nd
 Nov. 16 - 2nd
 Nov. 23 - 2nd
 Nov. 30 - 2nd
 Final - 5th



- 2001**
 Oct. 22 - 3rd
 Oct. 29 - 9th

- 2003**
 Oct. 27 - 25th

- 2005**
 Sept. 25 - 18th
 Oct. 2 - 16th
 Oct. 9 - 11th
 Oct. 16 - 8th
 Oct. 23 7th
 Oct. 30 - 6th
 Nov. 6 - 4th
 Nov. 13 - 12th
 Nov. 20 - 11th
 Nov. 27 - 11th
 Final - 16th

- 2006**
 Final - 25th

- 2012**
 Nov. 4 - 18th
 Nov. 17 - 11th
 Nov. 18 - 17th
 Nov. 25 - 16th
 Final - 17th

- 2013**
 Oct. 20 - 12th
 Oct. 27 - 20th
 Nov. 3 - 19th
 Nov. 10 - 13th
 Nov. 17 - 14th
 Nov. 24 - 22nd
 Dec. 1 - 18th
 Final - 17th

UCLA's CFP POLL HISTORY

- 2014**
 Week 10 - 22nd
 Week 11 - 18th
 Week 12 - 11th
 Week 13 - 9th
 Week 14 - 8th
 Week 15 - 15th
 Week 16 - 14th

- 2015**
 Week 9 - 23rd
 Week 10 - 19th
 Week 11 - nr
 Week 12 - 22nd
 Week 13 - nr
 Week 14 - nr



**COLLEGE FOOTBALL
PLAYOFF**

HISTORY

YEARLY COACHING RECORDS

Coach	Years	Seasons	Won	Lost	Tied	Pct
Chip Kelly	2018-20	4	18	25	0	.419
Jedd Fisch	2017	Interim	1	1	0	.500
Jim Mora	2012-16	6	46	30	0	.605
Mike Johnson	2011	Interim	0	1	0	.000
Rick Neuheisel	2008-10	4	21	29	0	.420
DeWayne Walker	2007	Interim	0	1	0	.000
Karl Dorrell	2003-07	5	35	27	0	.565
Ed Kezirian	2002	Interim	1	0	0	1.000
Bob Toledo	1996-02	7	49	32	0	.605
Terry Donahue	1976-95	20	151	74	8	.665
Dick Vermeil	1974-75	2	15	5	3	.717
Pepper Rodgers	1971-73	3	19	12	1	.609
Tommy Prothro	1965-70	6	41	18	3	.686
Bill Barnes	1958-64	7	31	34	3	.463
George Dickerson	1958	-	1	2	0	.333
Henry 'Red' Sanders	1949-57	9	66	19	1	.773
Bert LaBrucherie	1945-48	4	23	16	0	.590
Edwin Horrell	1939-44	6	24	31	6	.443
William Spaulding	1925-38	14	72	51	8	.573
James Cline	1923-24	2	2	10	3	.233
Harry Trotter	1920-22	3	2	13	1	.156
Fred Cozens	1919	1	2	6	0	.250
Totals		103	620	437	37	.584

LEAGUE CHAMPIONSHIPS

Year	Record	League Bowl Result	Head Coach
1998	10-2-0	8-0-0 Rose Bowl (L)	Bob Toledo
1997 (tie)	10-2-0	7-1-0 Cotton Bowl (W)	Bob Toledo
1993 (tie)	8-4-0	6-2-0 Rose Bowl (L)	Terry Donahue
1987 (tie)	10-2-0	7-1-0 Aloha Bowl (W)	Terry Donahue
1985	9-2-1	6-2-0 Rose Bowl (W)	Terry Donahue
1983	7-4-1	6-1-1 Rose Bowl (W)	Terry Donahue
1982	10-1-1	5-1-1 Rose Bowl (W)	Terry Donahue
1975 (tie)	9-2-1	6-1-0 Rose Bowl (W)	Dick Vermeil
1965	8-2-1	4-0-0 Rose Bowl (W)	Tommy Prothro
1961	7-4-0	3-1-0 Rose Bowl (L)	Bill Barnes
1959 (tie)	5-4-1	3-1-0 None	Bill Barnes
1955	9-2-0	6-0-0 Rose Bowl (L)	Henry 'Red' Sanders
1954	9-0-0	6-0-0 None	Henry 'Red' Sanders
1953	8-2-0	6-1-0 Rose Bowl (L)	Henry 'Red' Sanders
1946	10-1-0	7-0-0 Rose Bowl (L)	Bert LaBrucherie
1942	7-4-0	6-1-0 Rose Bowl (L)	Edwin Horrell
1935 (tie)	8-2-0	4-1-0 None	William Spaulding

PAC-12 SOUTH DIV. CHAMPS

Year	Record	Champ. Game Result	Head Coach
2012	9-5	6-3 24-27 @Stanford(L)	Jim Mora
2011	6-8	5-4 31-49 @Oregon(L)	Rick Neuheisel



BOWL GAME APPEARANCES BY HEAD COACH

Name	Years	No.	Record	Appearances
Chip Kelly	2021	1	0-0-0	'21 Holiday Bowl (game not played due to Covid-19 protocols)
Jedd Fisch (interim)	2017	1	0-1-0	'17 Cactus Bowl
Jim Mora	2012-16	4	2-2-0	'15 Foster Farms, '15 Alamo, '13 Sun, '12 Holiday Bowl
Mike Johnson (interim)	2011	1	0-1-0	'11 Kraft Fight Hunger Bowl
Rick Neuheisel	2009	1	1-0-0	'09 EagleBank
DeWayne Walker (interim)	2007	1	0-1-0	'07 Las Vegas
Karl Dorrell	2003-06	4	1-3-0	'03 Silicon Valley, '04 Las Vegas, '05 Sun Bowl, '06 Emerald Bowl
Ed Kezirian (interim)	2002	1	1-0-0	'02 Las Vegas
Bob Toledo	1996-02	3	1-2-0	'98 Cotton, '99 Rose, '00 Sun
Terry Donahue	1976-95	13	8-4-1	'76 Liberty, '78 Fiesta, '81 Bluebonnet, '83 Rose, '84 Rose, '85 Fiesta, '86 Rose, '86 Freedom, '87 Aloha, '89 Cotton, '91 Sun, '94 Rose, '95 Aloha
Dick Vermeil	1974-75	1	1-0-0	'76 Rose Bowl
Tommy Prothro	1965-70	1	1-0-0	'66 Rose Bowl
Bill Barnes	1958-64	1	0-1-0	'62 Rose Bowl
Red Sanders	1949-57	2	0-2-0	'54 Rose Bowl, '56 Rose Bowl
Bert LaBrucherie	1945-48	1	0-1-0	'47 Rose Bowl
Edwin C. Horrell	1939-44	1	0-1-0	'43 Rose Bowl
Totals		3	16-19-1	

SUPER SEASONS

UNBEATEN/UNTIED

Year	Record	Coach	AP/Coaches*
1954	9-0-0	Sanders	2/1

UNBEATEN

Year	Record	Coach	AP/Coaches*
1939	6-0-4	Horrell	7/-

10 WINS

Year	Record	Coach	AP/Coaches*
2014	10-3-0	Mora	10/10
2013	10-3-0	Mora	16/16
2005	10-2-0	Dorrell	16/13
1998	10-2-0	Toledo	8/8
1997	10-2-0	Toledo	5/5
1988	10-2-0	Donahue	6/6
1987	10-2-0	Donahue	9/11
1982	10-1-1	Donahue	5/5
1946	10-1-0	La Brucherie	4/-

NINE WINS

Year	Record	Coach	AP/Coaches*
2012	9-5-0	Mora	-/-
1991	9-3-0	Donahue	19/18
1985	9-2-1	Donahue	7/6
1984	9-3-0	Donahue	9/10
1980	9-2-0	Donahue	13/14
1976	9-2-1	Donahue	15/15
1975	9-2-1	Vermeil	5/5
1973	9-2-0	Rodgers	12/9
1966	9-1-0	Prothro	5/5
1955	9-2-0	Sanders	4/4
1954	9-0-0	Sanders	2/1

ONE LOSS

Year	Record	Coach	AP/Coaches*
1982	10-1-1	Donahue	5/5
1969	8-1-1	Prothro	13/10
1966	9-1-0	Prothro	5/5
1952	8-1-0	Sanders	6/6
1946	10-1-0	La Brucherie	4/-

TWO LOSSES

Year	Record	Coach	AP/Coaches*
2005	10-2-0	Dorrell	16/13
1998	10-2-0	Toledo	8/8
1997	10-2-0	Toledo	5/5
1988	10-2-0	Donahue	6/6
1987	10-2-0	Donahue	9/11
1985	9-2-1	Donahue	7/6
1980	9-2-0	Donahue	13/14
1976	9-2-1	Donahue	15/15
1975	9-2-1	Vermeil	5/5
1973	9-2-0	Rodgers	12/9
1967	7-2-1	Prothro	-/10
1965	8--2-1	Prothro	4/5
1960	7-2-1	Barnes	-/-
1957	8-2-0	Sanders	-/18
1955	9-2-0	Sanders	4/4
1953	8-2-0	Sanders	5/4
1935	8-2-0	Spaulding	-/-
1927	6-2-1	Spaulding	-/-

*Final polls


UCLA VS. NO. 1 RANKED AP TEAMS

Date	W/L	UCLA (rank)score	Oppt. (rank)score	Site
Oct. 21, 2010	L	UCLA 13	Oregon (#1) 60	at Eugene, Or
Dec. 3, 2005	L	UCLA (#11) 19	USC (#1) 66	at L.A. Coliseum
Dec. 4, 2004	L	UCLA 24	USC (#1) 29	at Rose Bowl
Sept. 20, 2003	L	UCLA 24	Oklahoma (#1) 59	at Norman, OK
Sept. 6, 1986	L	UCLA (#4) 3	Oklahoma (#1) 38	at Norman, OK
Sept. 22, 1984	L	UCLA (#8) 3	Nebraska (#1) 42	at Rose Bowl
Sept. 24, 1983	L	UCLA 10	Nebraska (#1) 42	at Lincoln, NE
Jan. 1, 1976	W	UCLA (#11) 23	Ohio State (#1) 10	Rose Bowl game
Nov. 18, 1972	L	UCLA (#14) 7	USC (#1) 24	at L.A. Coliseum
Sept. 9, 1972	W	UCLA 20	Nebraska (#1) 17	at L.A. Coliseum
Nov. 23, 1968	L	UCLA 16	USC (#1) 28	at L.A. Coliseum
Jan. 1, 1966	W	UCLA (#5) 14	Michigan State (#1) 12	Rose Bowl game
Nov. 24, 1962	L	UCLA 3	USC (#1) 14	at L.A. Coliseum
Oct. 6, 1962	W	UCLA 9	Ohio State (#1) 7	at L.A. Coliseum
Dec. 5, 1959	L	UCLA (#17) 8	Syracuse (#1) 36	at L.A. Coliseum

UCLA AS NO. 1 RANKED TEAM IN AP POLL

Date	W/L	UCLA (rank)score	Oppt. (rank)score	Site
Oct. 29, 1988	L	UCLA (#1) 30	Washington State 34	at Rose Bowl
Oct. 22, 1988	W	UCLA (#1) 24	Arizona 3	at Tucson, AZ
Nov. 18, 1967	L	UCLA (#1) 20	USC (#4) 21	at L.A. Coliseum
Sept. 24, 1955	L	UCLA (#1) 0	Maryland (#5) 7	at College Park, MD
Sept. 16, 1955	W	UCLA (#1) 21	Texas A&M 0	at L.A. Coliseum
Nov. 6, 1954	W	UCLA (#1) 41	Oregon 0	at L.A. Coliseum

BRUIN CHAMPIONSHIP TEAMS



1998 Bruins

1998**Overall Record: 10-2-0****Pac-10 Conference Record: 8-0****AP Final Rank: 8; Coach: Bob Toledo**

The Bruins opened the year with 10 wins in a row to extend the school record win streak to 20, including an eighth straight victory over USC. UCLA climbed as high as No. 2 in the polls and became just the fourth team in Pac-10 history to post a perfect 8-0 league mark. Kris Farris won the Outland Trophy. Cade McNown set single season records for passing yards and total offense (since broken).

1997**Overall Record: 10-2-0****Pac-10 Conference Record: 7-1****AP Final Rank: 5; Coach: Bob Toledo**

The Bruins won the last 10 games of the season, concluding the year with a Cotton Bowl triumph over Texas A&M. It was the first time since 1946 that the Bruins had won 10 straight games in a season. Cade McNown led the nation in pass efficiency and over 85,000 fans turned out for the Washington game, the largest non-USC home crowd in 50 years. Skip Hicks set a school mark with 26 touchdowns and the Bruin offense scored 477 points, the most in school history.

1993**Overall Record: 8-4-0****Pac-10 Conference Record: 6-2****AP Final Rank: 18; Coach: Terry Donahue**

The Bruins won seven straight Pac-10 games to tie for the conference title and a win over USC clinched a trip to the Rose Bowl game. UCLA led the nation in turnover margin (+1.73). J.J. Stokes set a school mark with 17 touchdown receptions in a season. Stokes went on to set a Rose Bowl game mark with 14 catches against Wisconsin.

1987**Overall Record: 10-2-0****Pac-10 Conference Record: 7-1****AP Final Rank: 9; Coach: Terry Donahue**

The Bruins tied a school record with 10 wins and tied for the league title after posting a then school record seven conference wins. The team ranked fourth in the nation in defense. Troy Aikman and Gaston Green became the first Bruin duo to throw for over 2,000 yards and run for over 1,000 yards in the same season. The Bruins captured a sixth straight bowl game victory with a win over Florida and Emmitt Smith in the Aloha Bowl.

1985**Overall Record: 9-2-1****Pac-10 Conference Record: 6-2****AP Final Rank: 7; Coach: Terry Donahue**

The season started with a win over defending national champion BYU and ended with a third trip to the Rose Bowl game in four seasons. The Bruins led the nation in rush defense (70.3 yards per game) and placed seventh in total defense behind the play of such future NFL performers as James Washington, Mark Walen, Ken Norton, Jr., Jim Wahler, Carnell Lake and Darryl Henley. Despite a 17-13 loss at USC, the Bruins finished in a first-place tie in the conference. About five hours after the Bruin setback against the Trojans, Arizona's defeat of Arizona State left all three teams tied at 6-2 in the league race. UCLA won the championship tie-breaker and went on to defeat Iowa in the Rose Bowl game.

1983**Overall Record: 7-4-1****Pac-10 Conference Record: 6-1-1****AP Final Rank: 17; Coach: Terry Donahue**

After an 0-3-1 start, the Bruins rallied behind quarterback Rick Neuheisel and won seven of their next eight games, earning a trip to the Rose Bowl with a 27-17 victory over USC. The win over USC, combined with Washington State's victory over Washington, clinched the Bruins' return trip to Pasadena. In UCLA's win over Washington, Neuheisel completed 25 of 27 passes for an NCAA-record .926 percentage. In the Rose Bowl game, UCLA jumped out to a 28-3 halftime advantage and went on to post a 45-9 upset win over No. 4-ranked Illinois. It marked UCLA's fourth-straight win in the Rose Bowl game. Karl Dorrell caught two of Neuheisel's four touchdown passes in the game.

1982**Overall Record: 10-1-1****Pac-10 Conference Record: 5-1-1****AP Final Rank: 5; Coach: Terry Donahue**

After a loss at Washington, the Bruins needed to beat USC to earn a Rose Bowl bid in their first season of playing home games in the Arroyo Seco. With time having already expired, Karl Morgan stopped USC's two-point conversion attempt to preserve the win that earned the Bruins a return trip to Pasadena. On New Year's Day, they beat Michigan for the second time that season, by a score of 24-14. In the earlier contest, UCLA had rallied from a 21-0 second quarter deficit to hand the Wolverines a 31-27 setback in Ann Arbor. UCLA totaled 10 wins for just the second time in history and the team ranked third nationally in scoring offense. Tom Ramsey led the nation in passing efficiency (153.5).

BRUIN CHAMPIONSHIP TEAMS

1975

Overall Record: 9-2-1
Pac-8 Conference Record: 6-1
AP Final Rank: 5; Coach: Dick Vermeil

Just like in 1965, the Bruins avenged an early-season loss in the Rose Bowl with a 23-10 win over then No. 1-ranked Ohio State in a game played before 105,464 fans. It also turned out to be coach Dick Vermeil's final game as Bruin head coach. An earlier conference loss to Washington meant that the Bruins had to defeat USC to earn a bid to the Rose Bowl game. UCLA posted a 25-22 win despite fumbling 11 times in the contest. It did manage to rack up over 400 yards in offense for the game against the toughest defense in the Pac-8. Wendell Tyler gained 130 yards on the ground against the Trojans to break Kermit Johnson's single-season rushing record. For the season, quarterback John Sciarra rushed for 787 yards and threw for 1,313 more yards.

1965

Overall Record: 8-2-1
AAWU Record: 4-0
AP Final Rank: 4; Coach: Tommy Prothro

The Bruins proceeded to record their first-ever win in a Rose Bowl game with a 14-12 victory over then top-ranked Michigan State. Bob Stiles and Jim Colletto combined to stop the Spartan's two-point conversion attempt in the fourth quarter and preserve UCLA's initial post-season victory. Two touchdown passes by quarterback Gary Beban in the final four minutes of the USC game pulled out a 20-16 win and completed a perfect conference slate. First-year head coach Tommy Prothro was voted Coach of the Year by the American Football Coaches Association.

1961

Overall Record: 7-4
AAWU Record: 3-1
AP Final Rank: 16; Coach: Bill Barnes

The 1961 Bruins were known for their strong running game and stingy defense. The team totaled 413 yards on the ground in a win over California. Sophomore Mike Haffner won the conference rushing title (703 yards) and senior Bobby Smith led the league in scoring (85) and total offense (966 yards). The Bruins beat USC, 10-7, in a rainstorm at the Coliseum to earn their way to the Rose Bowl. Minnesota handed the Bruins a 21-3 setback in the Arroyo Seco to ruin UCLA's fifth trip to the Rose Bowl game.

1959

Overall Record: 5-4-1
AAWU Record: 3-1
AP Final Rank: n/a; Coach: Bill Barnes

The Bruins, behind the play of Billy Kilmer, handed an unbeaten, No.2 ranked USC its first loss and went on to tie for the championship of the Athletic Association of Western Universities (AAWU). The upset win over the Trojans sent a crowd of over 5,000 into the streets of Westwood to celebrate. Kilmer led the team in total offense that season with 702 yards passing and 388 yards rushing. It was the first full season as head coach for Bill Barnes, a former assistant on Red Sanders' staff. He was elevated to the top spot in the middle of the previous season after an illness to George Dickerson.

1955


Overall Record: 9-2
Pacific Coast Conference Record: 6-0
AP Final Rank: 4; Coach: Red Sanders

The Bruins opened the season with a 21-0 win over Bear Bryant's Texas A&M team. The next week, the No. 1-ranked Bruins traveled to the East for the first time to meet No. 5- ranked Maryland and were handed a 7-0 loss by the Terrapins, snapping UCLA's 10-game winning streak. UCLA went on to win its final eight games in the regular season, four were shutouts, and met Michigan State in the Rose Bowl. A last-second Spartan field goal ruined the Bruin chances for a first-ever Rose Bowl victory, 17-14. Guard Hardiman Cureton earned All-America honors and running back Bob Davenport finished his career with over 1,100 yards. Red Sanders became the first head coach in history to win three straight Pacific Coast Conference (PCC) titles.

1954


NATIONAL CHAMPIONS • Overall Record: 9-0
Pacific Coast Conference Record: 6-0
AP Final Rank: 2; UPI Rank: 1; Coach: Red Sanders

The Bruins captured their first National Championship (UPI) and fielded their highest scoring team (40.8 points) to date as they won back-to-back conference titles for the first time ever. The total of 367 points over nine games ranked first in the nation and the defense limited opponents to just 40 points and 73.2 yards rushing per game to top the nation in those categories as well. The Bruins clinched the conference championship in 110-degree heat with a 34-0 win over USC before 102,548 fans in the Coliseum. During the year, the Bruins set a school record that still stands with a 72-0 blanking of Stanford. They also handed No. 6-ranked Maryland a 12-7 loss early in the season. Guard Jim Salsbury, tackle Jack Ellena and fullback Bob Davenport each were named to at least one All-America first team. Left halfback Primo Villanueva, a second-team All-American, led the team with 886 yards in total offense. The team completed the year ranked at the top of the UPI poll and was voted second in the Associated Press poll.



1954 National Champions

BRUIN CHAMPIONSHIP TEAMS



1942 Bruins

1953

Overall Record: 8-2-0
Pacific Coast Conference Record: 6-1
AP Final Rank: 5; Coach: Red Sanders

Only a 21-20 loss at Stanford in the fifth game of the year spoiled a perfect UCLA regular season record. The Bruins fielded one of the greatest defenses in college football history (yielding just 2.91 yds/play), allowing just 48 points in nine regular season games. Chuck Doud, Jack Ellena, Hardiman Cureton and Myron Berliner keyed the defense. Tailback Paul Cameron led the Pacific Coast Conference (PCC) in rushing and came up just short of Kenny Washington's record for most yards gained in a career. According to newspaper accounts, an estimated 12,000 students gathered at the corner of Westwood and Wilshire for a two-hour rally to celebrate UCLA's selection to the Rose Bowl game.

1946

Overall Record: 10-1
Pacific Coast Conference Record: 7-0
AP Final Rank 4; Coach: Bert LaBrucherie

UCLA recorded its first-ever unbeaten, untied regular season and advanced to the Rose Bowl game for the second time. The Bruins averaged a then school-best total of 60,885 fans during their home games. The team rolled up a school record (at the time) 327 points and was selected for the Rose Bowl game opposite Illinois. Despite an upset loss to the Fighting Illini, the Bruins finished with their highest national ranking to date, fourth by the Associated Press. Ernie Case threw for a then-Rose Bowl record 165 yards in the setback.

1942

Overall Record: 7-4-0
Pacific Coast Conference Record: 6-1
AP Final Rank: 13; Coach: Edwin Horrell

The 1942 season marked UCLA's first appearance in the Rose Bowl game. After opening the campaign with two losses, the Bruins won seven of the next eight contests to close the regular season. Bob Waterfield became the first Bruin to throw for over 1,000 yards in a season. Fullback Ken Snelling and left halfback Al Solari keyed the rushing attack. Georgia then handed the Bruins a 9-0 setback in the Rose Bowl game. The Bruins finished the year ranked 13th by the Associated Press.

1935

Overall Record: 8-2
Pacific Coast Conference Record: 4-1
Coach: William Spaulding

The Bruins opened the 1935 season with an impressive 39-0 shutout over Utah State. A 20-7 win over Oregon State followed, as did two more wins at Stanford, 7-6, and versus Oregon, 33-6. California and SMU then handed the Bruins back-to-back losses. UCLA finished the season with four straight victories in games against Hawaii, Loyola, Idaho and at St. Mary's. The season marked the first-ever conference championship for a UCLA football team, which began participating in the Pacific Coast Conference (PCC) in 1928. A third-place finish in 1932 had been its best previous result in the league standings.



Red Sanders (l) coached the Bruins with assistant Tommy Prothro from 1949-54

HISTORY

YEAR-BY-YEAR COACHING RECORDS

FRED W. COZENS		W	L	T	PF	PA	Pct
1919	Wayne Banning	2	6	0	52	193	.250
HARRY TROTTER		W	L	T	PF	PA	Pct
1920	Burnett Haralson	0	5	0	21	224	.000
1921	Eddie Rossell	0	5	0	14	214	.000
1922	Loran Peak	2	3	1	83	62	.417
Totals		2	13	1	118	500	.156
JAMES CLINE		W	L	T	PF	PA	Pct
1923	Walter Westcott	2	5	0	54	132	.286
1924	Cecil Hollingsworth	0	5	3	40	109	.188
Totals		2	10	3	94	241	.233
WILLIAM H. SPAULDING		W	L	T	PF	PA	Pct
1925	Earle Gardner	5	3	1	91	130	.611
1926	Charles Hastings	5	3	0	153	67	.625
1927	Scribner Birlenbach	6	2	1	144	54	.722
1928	Joe Fleming	4	4	1	171	136	.500
1929	Carl Brown	4	4	0	121	190	.500
1930	Edward Solomon	3	5	0	77	125	.375
1931	Norman Duncan	3	4	1	83	57	.438
1932	Homer Oliver	6	4	0	149	61	.600
1933	Lee Coats	6	4	1	124	62	.591
1934	Ransom Livesay	7	3	0	146	69	.700
1935	Robert McChesney	8	2	0	160	79	.800
1936	George Dickerson	6	3	1	143	91	.650
1937	Lee Frankovich	2	6	1	93	133	.278
1938	George Pfeiffer, Hal Hirshon	7	4	1	217	106	.625
Totals		72	51	8	1,872	1,360	.573
EDWIN C. HORRELL		W	L	T	PF	PA	Pct
1939	John Frawley, Dale Gilmore	6	0	4	127	62	.800
1940	Don MacPherson, Ned Mathews	1	9	0	79	174	.100
1941	Dave Gaston, Ted Forbes	5	5	1	128	178	.500
1942	Charles Fears	7	4	0	175	98	.636
1943	Don Paul	1	8	0	59	199	.111
1944	Don Paul, Bob Waterfield	4	5	1	189	149	.450
Totals		24	31	6	755	860	.443
BERT LaBRUCHERIE		W	L	T	PF	PA	Pct
1945	Ernie Case	5	4	0	135	79	.565
1946	Ernie Case, Burr Baldwin	10	1	0	327	117	.909
1947	Don Paul, Tom Fears	5	4	0	172	80	.555
1948	Art Steffen and Phil Tinsley	3	7	0	156	235	.300
Totals		23	16	0	790	511	.590
HENRY R. SANDERS		W	L	T	PF	PA	Pct
1949	Leon McLaughlin (Alternate, Ernie Johnson)	6	3	0	227	188	.667
1950	Bob Watson (Alt., Bruce MacLachlan)	6	3	0	196	96	.667
1951	Hal Mitchell (Alt., Julie Weisstein)	5	3	1	188	120	.611
1952	Ed Flynn (Alt., Donn Moomaw)	8	1	0	220	55	.889
1953	Chuck Doud, Rudy Feldman	8	2	0	224	76	.800
1954	John Peterson (Alt., Jack Ellena)	9	0	0	367	40	1.000
1955	Hardiman Cureton (Alt., Gil Moreno)	9	2	0	299	74	.818
1956	Don Birren (Alt., Jim Matheny)	7	3	0	148	122	.700
1957	Jim Dawson (Alt., Joe Harper)	8	2	0	190	90	.800
Totals		66	19	1	2,059	861	.773
GEORGE DICKERSON		W	L	T	PF	PA	Pct
1958	Jim Steffen (Alt., Jim Dawson, Don Long)	1	2	0	24	55	.333
WILLIAM F. BARNES		W	L	T	PF	PA	Pct
1958	(Barnes coached last 7 games)	2	4	1	112	118	.350
1959	Ray Smith (Alt., Rod Cochran)	5	4	1	169	150	.550
1960	Harry Baldwin (Alt., Jack McCalf)	7	2	1	175	84	.750
1961	Ron Hull (Alt., Almose Thompson)	7	4	0	185	142	.636
1962	Andy Von Sonn (Alt., Phil Oram)	4	6	0	118	139	.400
1963	Walt Dathe (Alt., John Walker)	2	8	0	96	219	.200
1964	Kent Francisco (Alt., Prentice O'Leary)	4	6	0	145	236	.400
Totals		31	34	3	1,000	1,088	.463
TOMMY PROTHRO		W	L	T	PF	PA	Pct
1965	Jim Colletto, Barry Leventhal	8	2	1	257	168	.773
1966	Rich Deakers, Dallas Grider	9	1	0	281	127	.900
1967	Larry Slagle, Vic Lepisto	7	2	1	284	161	.750
1968	Game Captains Only	3	7	0	197	246	.300
1969	Mike Ballou, Mike Garratt, Floyd Reese	8	1	1	329	103	.850
1970	Dennis Dummit, Tim Oesterling	6	5	0	274	240	.545
Totals		41	18	3	1,622	1,045	.686
PEPPER RODGERS		W	L	T	PF	PA	Pct
1971	Dave Dalby and Greg Snyder	2	7	1	166	243	.250
1972	Bruce Walton and Allan Ellis	8	3	0	351	239	.727
1973	Kermit Johnson, Jimmie Jones, Fred McNeill	9	2	0	470	199	.818
Totals		19	12	1	987	681	.609
DICK VERMEIL		W	L	T	PF	PA	Pct
1974	Art Keuhn, Gene Settles, Jeff Smith	6	3	2	240	174	.636
1975	Cliff Frazier, John Sciarra, Jeff Smith	9	2	1	349	243	.792
Totals		15	5	3	589	417	.717
TERRY DONAHUE		W	L	T	PF	PA	Pct
1976	Jeff Dankworth, Oscar Edwards, Rob Kezirian	9	2	1	391	173	.792
1977	Game Captains Only	7	4	0	269	196	.636
1978	Game Captains Only	8	3	1	261	172	.708
1979	Game Captains Only	5	6	0	257	256	.455
1980	Game Captains Only	9	2	0	306	135	.818

1981	Game Captains Only	7	4	1	302	197	.625
1982	Tom Ramsey, Tom Sullivan, Karl Morgan	10	1	1	399	231	.875
1983	Paul Bergmann, Chris Yelich, Don Rogers	7	4	1	309	265	.625
1984	Duval Love, Steve Bono, Neal Dellocono, Lee Knowles	9	3	0	275	248	.750
1985	Mike Hartmeier, Jim McCullough, Mike Sherrard, Tommy Taylor, Mark Walen, Tony Phillips	9	2	1	363	214	.792
1986	Joe Goebel, Ken Norton, Jr., Craig Rutledge, Matt Stevens, Terry Tumeay	8	3	1	385	222	.708
1987	Gaston Green, Ken Norton, Jr., Terry Tumeay	10	2	0	426	195	.833
1988	Troy Aikman, Eric Ball, Darryl Henley, Chance Johnson, Carnell Lake	10	2	0	392	190	.833
1989	Frank Cornish, Lance Zeno, Mike Lodish, Marvucus Patton	3	7	1	209	246	.318
1990	Eric Turner, Roman Phifer, Lance Zeno	5	6	0	305	332	.455
1991	Matt Darby, Tommy Maddox, Dion Lambert, Scott Spalding	9	3	0	323	190	.750
1992	Arnold Ale, Kaleaph Carter, Mike Chalenski, Carlton Gray, Aron Gideon, Sean LaChapelle	6	5	0	201	228	.545
1993	Game Captains Only	8	4	0	368	230	.66
1994	Wayne Cook, Donnie Edwards, Shane Jasper, Sharmon Shah, Rod Smalley	5	6	0	239	295	.455
1995	Karim Abdul-Jabbar, Donnie Edwards, Mike Flanagan, Kevin Jordan, Abdul McCullough	7	5	0	338	300	.583
Totals		151	74	8	6,318	4,515	.665

BOB TOLEDO		W	L	T	PF	PA	Pct
1996	Game Captains	5	6	0	330	318	.455
1997	Chad Overhauser, Shaun Williams, Brian Willmer	10	2	0	477	247	.833
1998	Cade McNow, Larry Atkins, Andy Meyers, Shawn Stuart	10	2	0	476	340	.833
1999	Danny Farmer, Pete Holland	4	7	0	230	311	.364
2000	Oscar Cabrera, Kenyon Coleman	6	6	0	353	368	.500
2001	Marques Anderson, Troy Danoff, Bryan Fletcher, Robert Thomas	7	4	0	317	225	.636
2002	Game Captains	7	5	0	360	313	.583
Totals		49	32	0	2,543	2,122	.603

ED KEZIRIAN (INTERIM)		W	L	T	PF	PA	Pct
2002	Game Captains	1	0	0	27	13	1.000

KARL DORRELL		W	L	T	PF	PA	Pct
2003	Dave Ball, Craig Bragg, Brandon Chillar, Manuel White Jr.	6	7	0	248	305	.462
2004	Spencer Havner, Manuel White Jr.	6	6	0	361	309	.500
2005	Game Captains	10	2	0	469	410	.833
2006	Game Captains	7	6	0	299	259	.538
2007	Game Captains	6	6	0	275	273	.500
Totals		35	27	0	1,652	1,556	.565

DeWAYNE WALKER (INTERIM)		W	L	T	PF	PA	Pct
2007	Game Captains	0	1	0	16	17	.000

RICK NEUHEISEL		W	L	T	PF	PA	Pct
2008	Brigham Harwell, Logan Paulsen	4	8	0	212	348	.333
2009	Terrence Austin, Reggie Carter, Logan Paulsen, Alterraun Verner	7	6	0	286	276	.538
2010	Kevin Prince, Akeem Ayers, Rahim Moore, Micah Kia	4	8	0	242	364	.333
2011	Tony Dye, Patrick Larimore, Johnathan Franklin	6	7	0	309	419	.462
Totals		21	29	0	1,049	1,407	.420

MIKE JOHNSON (INTERIM)		W	L	T	PF	PA	Pct
2011	Game Captains	0	1	0	14	20	.000

JIM MORA		W	L	T	PF	PA	Pct
2012	Andrew Abbott, David Allen, Jeff Locke, Johnathan Franklin, Damien Holmes, Xavier Su'a-Filo	9	5	0	482	386	.643

2013	Anthony Barr, Jake Brendel, Ryan Hofmeister, Brett Hundley, Eric Kendricks, Xavier Su'a-Filo	10	3	0	480	301	.769
2014	Jake Brendel, Owamagbe Odighizuwa, Eric Kendricks, Brett Hundley, Ryan Hofmeister, Taylor Lagace	10	3	0	435	365	.769

2015	Jake Brendel, Kenny Clark, Cameron Judge, Taylor Lagace, Fabian Moreau, Paul Perkins	8	5	0	419	338	.615
------	--	---	---	---	-----	-----	------

2016	Game Captains	4	8	0	299	330	.333
2017	Game Captains	5	6	0	375	414	.455
Totals		46	30	0	2,490	2,234	.605

JEDD FISCH (INTERIM)		W	L	T	PF	PA	Pct
2017	Game Captains	1	1	0	47	62	.500

2018	Game Captains	3	9	0	295	409	.250
2019	Game Captains	4	8	0	320	417	.333

2020	Game Captains	3	4	0	248	215	.400
2021	Game Captains	8	4	0	438	321	.667
Totals		18	25	0	1,301	1,362	

UCLA HOME ATTENDANCE

Year	Games	Total Attendance	Avg.
2021	7	320,729	45,818
2020	4	no fans due to coronavirus pandemic	---
2019	6	263,092	43,848
2018	7	358,147	51,164
2017	6	336,262	56,044
2016	6	404,751	67,458
2015	6	401,149	66,858
2014	6	459,901	76,650*
2013	6	421,711	70,285
2012	7	479,370	68,481
2011	6	339,861	56,644
2010	6	362,253	60,376
2009	6	387,283	64,547
2008	7	509,563*	72,795
2007	6	458,271	76,379
2006	7	454,683	64,955
2005	6	385,305	64,218
2004	6	363,092	60,515
2003	6	339,813	56,636
2002	6	392,375	65,396
2001	5	333,067	66,613
2000	7	470,961	67,280
1999	6	298,951	49,825
1998	5	368,547	73,709
1997	6	327,531	54,589
1996	5	287,660	57,532
1995	6	294,643	49,107
1994	6	308,375	51,396

Year	Games	Total Attendance	Avg.
1993	6	301,478	50,246
1992	6	295,561	49,260
1991	5	245,760	49,152
1990	6	327,619	54,603
1989	6	324,718	54,120
1988	7	442,850	63,264
1987	6	334,133	55,689
1986	6	364,368	60,728
1985	4	211,751	52,938
1984	7	374,047	53,435
1983	4	215,293	53,823
1982	6	352,284	58,714
1981	5	260,595	52,119
1980	5	265,796	53,159
1979	7	330,690	47,241
1978	6	303,276	50,546
1977	6	283,904	47,317
1976	6	288,032	48,005
1975	7	296,481	42,354
1974	5	234,056	46,816
1973	6	239,375	39,896
1972	7	339,736	48,534
1971	6	241,630	40,282
1970	5	267,974	53,595
1969	5	246,264	49,253
1968	5	234,118	46,824
1967	6	339,705	56,619

Year	Games	Total Attendance	Avg.
1966	6	272,150	45,358
1965	4	218,106	54,526
1964	4	163,223	40,806
1963	6	221,867	36,977
1962	6	232,045	38,674
1961	6	205,388	34,231
1960	6	216,271	36,045
1959	8	304,530	38,066
1958	6	207,522	34,587
1957	6	262,847	43,807
1956	6	250,864	41,811
1955	6	392,848	65,474
1954	5	312,043	62,409
1953	7	351,883	50,269
1952	6	284,422	47,404
1951	6	247,709	41,284
1950	6	220,694	36,783
1949	6	270,786	45,131
1948	7	312,361	44,623
1947	6	418,874	69,812
1946	7	426,196	60,885
1945	8	398,034	49,629
1944	7	214,733	30,676
1943	6	140,083	23,347
1942	9	350,536	38,948
1941	8	294,676	36,834
1940	9	400,987	50,123

TOP CROWDS (1944-Present)

In 1996, UCLA played before the two largest crowds in school history. Since 1944, the Bruins have played before 85,000 or more fans on numerous times, topped by Tennessee's crowd of 106,297 in 1996. In 1982, for the first time in school history, UCLA had two crowds of better than 100,000 and three of better than 95,000.

106,297 — Tennessee '96
106,011 — Michigan '96
105,464 — Ohio State ('76 RB)
105,413 — Michigan '82
104,992 — Michigan '90
104,991 — Michigan ('83 RB)
103,292 — Iowa ('86 RB)
103,217 — Illinois ('84 RB)
*102,548 — USC '54
102,239 — Tennessee '09
*102,050 — USC '47
101,437 — Texas '10
101,237 — Wisconsin ('94 RB)
100,809 — Michigan State ('56 RB)
†100,741 — USC '88
100,443 — at Texas A&M '16
*100,333 — USC (2) '45
100,087 — Michigan State ('66 RB)
†98,370 — USC '86
*98,321 — USC '46
98,214 — Minnesota ('62 RB)
98,088 — USC '90
*96,869 — USC '52
97,117 — Tennessee '91
96,000 — Michigan State ('54 RB)
*95,879 — USC '55
†95,763 — USC '82
94,370 — Tennessee '85
*94,085 — USC '65
93,872 — Wisconsin ('99 RB)
#93,607 — USC '11
*93,458 — USC '93
93,283 — Ohio State '99
*93,172 — USC '03
#92,962 — St. Mary's '46
*92,516 — USC '87
*92,000 — USC '05
†91,815 — USC '94
*91,553 — USC '07
91,471 — Nebraska '13
*91,384 — USC '99

*91,363 — USC '95
*91,350 — USC '97
†91,084 — USC '02
*90,814 — USC '69
*90,772 — USC '67
†90,622 — USC '06
*90,519 — USC '76
*90,387 — USC '78
†90,096 — USC '84
*90,064 — USC '85
*89,432 — USC '81
89,177 — Michigan '71
*89,131 — Stanford '46
88,821 — Illinois ('47 RB)
†88,804 — Michigan '00
*88,588 — USC '01
†88,442 — USC '04
88,214 — USC '79
88,084 — Ohio State '80
†88,080 — USC '98

*88,038 — USC '73
87,969 — Ohio State '76
†87,790 — USC '08
#87,728 — Iowa '47
*86,740 — USC '62
*86,672 — USC '89
86,168 — USC '77
#86,037 — USC '13
†86,000 — Oregon State '80
*85,917 — USC '59
85,897 — Tennessee '78
#85,713 — USC '09
†85,697 — Washington '97
* 85,366 — USC '53

LEGEND

- *Coliseum day games.
- #Coliseum night games.
- ***Coliseum twilight games.
- †Rose Bowl day games.
- ‡Mirage Bowl, Tokyo, Japan



Spieker Field at the Rose Bowl in Pasadena, Calif.

UCLA FOOTBALL TRADITIONS



Honorary Captain Gary Beban (16) with Logan Paulsen (86), Terrence Austin (4), Reggie Carter (51) and Alterraun Verner (1)

THE VICTORY BELL

The winner of the annual USC-UCLA football game is given the Victory Bell. The 295-pound bell originally hung atop a Southern Pacific freight locomotive. It was given to UCLA in 1939 as a gift from the UCLA Alumni Association. For the next two seasons, cheerleaders rang the bell after each Bruin point.

At the opening game of the 1941 UCLA football season, six members of a USC fraternity mixed in among the Bruin supporters and after the game helped them load the Bell onto a waiting truck which was bound for Westwood. While the Bruin well-wishers were searching for the missing keys to the truck, the Trojan supporters drove off with the bell. The bell remained hidden for more than a year in various locations.

The controversy quieted somewhat until a picture of the bell was featured in a USC publication. This action re-ignited the rivalry, as students from UCLA retaliated by painting the Tommy Trojan statue on the USC campus. Trojan students then acted by burning their school's initials on several UCLA lawns. Police and school administrators had to be called to help quell the uprisings.

On Nov. 12, 1942, the bell was wheeled in front of Tommy Trojan and the student body presidents of both institutions signed an agreement stating that thereafter the annual winner of the rivalry football game would keep possession of the bell for the next year. In that first season on the gridiron following the pact, the Bruins, under the direction of coach Edwin Horrell, defeated the Trojans, 14-7, to mark the first-ever Bruin win in the series. Later that season, the Bruin team went on to make its first ever post-season appearance in the 1943 Rose Bowl game.

HONORARY CAPTAINS

For each UCLA home game, UCLA honors a player from its past as an Honorary Captain. The selected Bruin alum is on the sideline prior to and during the game and participates in the pre-game coin flip with the Bruin captains.

Bruin standouts who have participated as an Honorary Captain include: three-time consensus All-Americans and College Football Hall of Fame members Kenny Easley and Jerry Robinson; 1967 Heisman Trophy winner and College Football Hall of Fame member Gary Beban; former head coach and College Football Hall of Fame member Terry Donahue; James Washington, Bruin All-American and two-time Super Bowl champion; and Billy Kilmer, also in the College Football Hall of Fame, just to name a few.

THE ORIGIN OF THE BRUIN MASCOTS

The first athletic mascot for UCLA teams appeared as the result of spirited student demand. In the 1930's, a live bear and its trainer were rented by Associated Students to appear at all UCLA home football games. However, wild animals became increasingly difficult to handle in a large crowd, and the Coliseum outlawed their appearances.

UCLA was without a mascot again until the early 1950's, when student and alumni united to bring "Little Joe Bruin" to Westwood. Only six months of age during the football season, this first official "Little Joe" was a Himalayan bear cub from India. However, after a short time he grew too large and was transferred to a circus.

The first "Josephine" arrived in 1961, after a long search to fill "Little Joe Bruin's" place. She was purchased by the alumni, and was kept in the backyard of the Rally Committee chairman. She also grew too large and was soon moved to the San Diego Zoo.

The difficulty in obtaining and caring for live bears eventually led to the appearance of costumed student mascots. In the mid-1960's several male students were selected to take turns playing the part of Joe Bruin. In 1967, the first female to become a UCLA mascot created the role of Josephine Bruin and joined Joe at athletic events. The various versions of the duo have been a fixture on the UCLA sporting scene ever since that time.

THE ORIGIN OF THE "UCLA BRUIN"

Back in 1919 UCLA was known as the "Southern Branch" of the University of California. The UCLA football team, playing its first season, was then known as the "Cubs" owing to their younger relationship to the California Bears in Berkeley.

In 1923, under new coach Jimmie Cline, the football team adopted the name "Grizzlies" instead of Cubs. In 1925, Bill Spaulding came west from the University of Minnesota to help upgrade the football program. In 1928, the Grizzlies joined the Pacific Coast Conference. However, there was a problem with the nickname, since the University of Montana, also a member of the PCC at the time, had prior rights to the nickname "Grizzlies". UCLA, which had changed its name from the Southern Branch in 1927, became the "Bruins" in 1928 and has been recognized as such ever since.

FOOTBALL TRADITIONS/FACTS

At every home game, the Bruin players and coaches walk through the fans tailgating in Area H prior to entering the Rose Bowl.

UCLA is the only school in the Pac-12 to produce a three-time consensus All-American in football - Jerry Robinson (1976-77-78) and Kenny Easley (1978-79-80).

UCLA is always well-represented in the National Football League. The current group of Bruin pros is led by defensive lineman Kenny Clark, kicker Ka'imi Fairbairn, tight end Marcedes Lewis, special teams standout Matthew Slater and linebackers Jayon Brown, Myles Jack, Anthony Barr and Eric Kendricks.

Super Bowl champions Troy Aikman, Jonathan Ogden, Carnell Lake and Roman Phifer are just a few of the UCLA alumni who have starred in the NFL.

Easley is the latest Bruin to be inducted into the Pro Football Hall of Fame (Class of 2017). Ogden was a member of the 2013 Pro Football Hall of Fame Class and was also the fourth Bruin in a six-year stretch to be selected to the National Football Foundation Hall of Fame (Troy Aikman in 2008, Randy Cross in 2010, Ogden in 2012, John Sciarra in 2014). Cade McNown was inducted into the College Football Hall of Fame in the class of 2020 as the 13th Bruin player to be so honored. After McNown's induction, there are 16 Bruins (13 as players, three as coaches) in the College Hall of Fame.

ALL-TIME LETTERWINNERS LIST



Rick Bashore, 1976-79

A
 Abbott, Andrew 2009-10-11-12
 Abdellatif, Hazem 1989
 Abdul Azziz, Ali 1997-98-99
 Abdul-Jabbar, Karim 1992-94-95
 Abdul-Salaam, Kusanti 1993-94-95-96
 Abraham, Brian 2004-05-06-07
 Abrams, Leslie 1920
 Adams, Bryan 1990-91-93-94
 Adams, Chuck 1986
 Adams, Ishmael 2013-14-15-16
 Adams, Tom 1955
 Adkins, Bryce 1976-77
 Adkins, James 1928
 Agajanian, Larry 1966-67-68
 Agnew, James 1943
 Agude, Mitchell 2020-21
 Aikman, Troy 1987-88
 Akers, Arthur 1977-78-79-80
 Akers, Luke 2020-21
 Albany, Tony 1960
 Alder, Eugene 1939-40-41
 Aldrich, Troy 1993
 Ale, Arnold 1990-91-92
 Alexander, Chris 1991-92
 Alexander, Jim 1984-85-86
 Alexander, Kelton 1984-86-87-88
 Alexander, Kermit 1960-61-62
 Alexander, Kirk 1983-84-85-86
 Allen, Brian 1990-91-92-93
 Allen, Damien 1997
 Allen, David 2009-10-11-12
 Allen, Dick 1960-61-62
 Allen, Jimmy 1972-73
 Allen, Kazmeir 2018-20-21
 Allington, Robert 1934
 Almquist, Glen 1957-58-59
 Alloway, Damian 2017
 Altenberg, Kurt 1963-64-65
 Alumbaugh, Dennis 1968-69
 Alves, Michael 2017-18
 Amundson, Matt 2003
 Andersen, Chris 1993-94
 Andersen, Foster 1959-60-61
 Andersen, Norm 1973-74-75
 Anderson, Alec 2019-20-21
 Anderson, Aaron 1991-92-93-94
 Anderson, Art 1940-41
 Anderson, Avery 1992-93-94-95
 Anderson, Dave 1948
 Anderson, Ed 1999-00-01
 Anderson, Je'Vari 2019
 Anderson, Marques 1997-98-00-01
 Anderson, Theo 1993
 Anderson, Wilbert 1956
 Anderson, Willie 1984-85-86-87
 Andrasick, Greg 1994-95-96
 Andrews, Bob 1943

Andrews, Danny 1981-82-83-84
 Andrews, Darren 2013-15-16-17
 Andrews, Fred 1952
 Andrus Jr., Martin 2017-18-19
 Andrusyshyn, Zenon 1967-68-69
 Angle, Robert 1926-27-28
 Ankou, Eli 2014-15-16
 Anthony, Corwin 1987-88-89-90
 Anyanwu, Chionoso 2007-08-09
 Arbuclle, Charles 1986-87-88-89
 Arceneaux, Whitney 1950-52
 Argo, Stacy 1988-89-90-91
 Armstrong, Bill 1940-41-42
 Armstrong, James 1926
 Armstrong, Levi 1975-76-77
 Armstrong, Ray 1964-65-66
 Armstrong, Sean 1983
 Arnold, Jason 1993
 Arnold, Mike 1967
 Asher, Tom 1944-45-46
 Asiassi, Devin 2018-19
 Atkins, Larry 1995-96-97-98
 Attar, Audie 1999-00-01
 Audelo, Dave 1989
 Aupiu, Devin 2021
 Austin, Edward 1931-32-34
 Austin, Randy 1987-88-89-90
 Austin, Terrence 2006-07-08-09
 Avery, Tom 1956-57
 Ayanbadejo, Brendon 1996-97-98
 Ayers, Akeem 2008-09-10
 Ayers, Derek 1993-94-95-96
 Ayers, Eddie 1973-74-75

B
 Baaden, Steve 1983
 Baca, Jeff 2008-09-11-12
 Baggott, Bill 1974-75
 Baggott, Brian 1976-77-78-79
 Baida, John 1936-37-38
 Bailey, Jeff 1988-89-90-91
 Bailie, Ed 1930
 Bajema, Ken 1967
 Baldwin, Burr 1941-42-46
 Baldwin, Clarence 1932-33-35
 Baldwin, Harry 1958-59-60
 Ball, Dave 2000-01-02-03
 Ball, Eric 1985-86-87-88
 Ball, Mat 2000-01-02-03
 Ball, Russell 1974
 Ballard, Bruce 1954-55
 Ballou, Mike 1967-68-69
 Banducci, Eric 1991
 Banducci, Russ 1963-64-65
 Banning, Wayne 1919-21
 Baran, Dave 1981-82-83-84
 Barbee, Mike 1979-80-81-82
 Barber, Pete 1936

Barkate, Harold 1986-87-88
 Barnes, John 1992
 Barnes, Kryss 2016-17-18-19
 Barnes, Bruce 1970-71-72
 Barnhill, Gordon 1936
 Barocio, Librado 2014
 Barr, Anthony 2010-11-12-13
 Barr, Robert 1934-35-36
 Barrett, Jordan 2011-12-13
 Barr-Mira, Nicholas 2020-21
 Barta, Charles 1926-27-28
 Bartlett, Bob 1968-69-70
 Bartlett, Ray 1939-40
 Bashore, Rick 1976-77-78-79
 Bashore, Ted 1964
 Baska, Rick 1971-72-73
 Bateman, Zach 2016
 Bates, Patrick 1989
 Batchkoff, Frank 1983-84-85-86
 Baumgartner, Andrew 2005-06
 Bauwens, Joe 1960-61-62
 Bauwens, Steve 1959-60-61
 Beamon, Willie 1974-75
 Beardley, Harold 1946-47
 Beban, Gary 1965-66-67
 Beck, Julius 1925-26-27
 Belling, Willard 1943
 Bell, Darius 2010-12-13
 Bell, Jason 1996-97-98-00
 Bell, Kahili 2005-06-07-08
 Bell, Raymond 1975-76-77
 Benenoch, Caleb 2013-14-15
 Benjamin, Warner 1952-53-54
 Bennett, Brandon 2008-09
 Bennett, Drew 1997-98-99-00
 Bennett, Tom 1963
 Bennett, Tommy 1992-93-95
 Benstead, Roy 1958
 Benton, Carl 1946-47
 Berg, Jim 1970-71
 Bergdahl, Bob 1954-55-56
 Bergdahl, Lenny 1930-31-32
 Bergdahl, Mike 1966
 Bergey, Bruce 1968-69-70
 Bergman, Jim 1960-61-62
 Bergmann, Paul 1982-83
 Bergriner, Myron 1951-52-53
 Bernstein, Gary 1967
 Berry, Joe 1932
 Bethel-Thompson, McLeod 2007
 Betts, Dean 1958-59
 Beverly, Randy 1986-87-88-89
 Bickers, Gary 1964
 Biddle, Brooks 1944-45
 Billington, Barry 1956-57
 Binney, John 1919-20
 Birnenbach, Scrib 1925-26-27
 Birren, Don 1955-56
 Bischof, Vince 1967-68-69
 Bishop, George 1923-24-25-26
 Bishop, Harold 1927-28-29
 Blake, Tom 2007-08
 Blanton, Ed 2002-03-04-05
 Blylock, Stephan 2018-19-20-21
 Bleymaier, Gene 1972-74
 Blinn, Steve 1991-92-93
 Block, Chris 1983-84
 Blower, Albert 1944
 Boermeester, Peter 1977-78-79
 Boghosian, Sam 1952-53-54
 Bohlander, Bryce 1999-00-01-02
 Bolden, Bill 1967-68-69
 Bolin, Greg 1983-84-85-86
 Bonds, Jim 1988-89-90-91
 Bono, Steve 1980-81-83-84
 Bona, Herbert 1944-45-46
 Borden, Don 1943-46
 Boschetti, Ryan 2002-03
 Bosserman, Gordon 1967-68-69
 Bosworth, Corey 2006-07-08-09
 Bosworth, Kyle 2005-06-07-09
 Bowens, Isaiah 2010-11-13
 Boyd, Brent 1975-77-79
 Boyd, Jack 1943-44-45
 Boyer, Verdi 1932-33-34
 Boze, Dave 1973-74
 Bradford, Conor 2011
 Bradley, Doug 1954-55-56
 Brandt, Brendal 2017
 Bragg, Craig 2001-02-03-04
 Braly, Harold 1948-49

Brant, Kevin 2000-01-02-03
 Brant, Michael 1977-78-79-80
 Braunbeck, Dick 1954
 Bray, James 1985
 Breazell, Brandon 2004-05-06-07
 Breeding, Ed 1942-46
 Breeland, Oran 1951
 Brehaut, Richard 2009-10-11-12
 Breiniman, Ansel 1929
 Brendel, Jake 2012-13-14-15
 Brennan, Brent 1993-94
 Bresee, Horace 1923-24-25
 Bright, Jim 1971-72-73
 Brigida, Andrew 1989
 Briley, Dave 1973
 Brisbin, Kent 1976-77-78
 Britten, Larry 1951-52-53
 Broadwell, Brewster 1936-37-38
 Brockington, Fred 1977
 Brown, Brian 1987-88-89-90
 Brown, Brittain 2020-21
 Brown, Carl 1927-28-29
 Brown, Dave 1943
 Brown, Don 1936
 Brown, George 1947
 Brown, Jack 1946-47-48
 Brown, Jayson 2013-14-15-16
 Brown, Jayson 1997-98
 Brown, Jefferson 1923-24
 Brown, Jim 1954-55
 Brown, Jim 1974-75-76
 Brown, Joe 1938
 Brown, John 1956-57-58
 Brown, Kam 2021
 Brown, Keith 1996-97-98-99
 Brown, Kevin 2003-04-06-07
 Brown, Sam 1953-54-55
 Brown, Theotis 1976-77-78
 Brown, Trey 2004-05-06-07
 Browne, Henry 1986
 Bruno, Frank 1980-81-82
 Bryan, Jack 1929
 Bryant-Strother, Choe 2020
 Bryson, Brad 1986-87-89
 Buchanan, Jim 1949-50
 Buck, Steve 1996
 Buenafe, Kevin 1981-82-83-84
 Bukich, Steve 1974-76-77-78
 Bunche, Malcolm 2014
 Burd, Sean 2015
 Burkley, Laurence 1987-88-89
 Burks, Raymond 1973-74-75-76
 Bickers, Anthony 1987-88
 Burton, Austin 2019
 Burton, Brandon 2016-17
 Burton, Jake 2017-18-19
 Busby, Harold 1966-67-68
 Bussell, Elmer 1922
 Butler, Dick 1957-58
 Butler, Homer 1976-77
 Butler, Ron 1980-81-82-84
 Butler, Steve 1963-64-65
 Byrge, Zachary 2016

C
 Cabrera, Oscar 1997-98-99-00
 Caldwell, Cheyane 1995-96-97-98
 Caldwell, Jack 1933
 Callahan, Brian 2005
 Callies, Gary 1962-63-64
 Calvert, Bo 2018-19-20-21
 Cameron, Paul 1951-52-53
 Campbell, Craig 1970-71
 Campbell, Gary 1970-71-72
 Campbell, Merle 1943
 Campbell, William 1945
 Cannon, Glenn 1977-78-79-80
 Cantor, Izzy 1936-37-38
 Cantor, Leo 1939-40-41
 Capella, Greg 2010-11-12
 Capp, Don 1946-47
 Caragher, Ron 1986-87-88-89
 Carey, Nick 2001-02-03
 Cargo, Dave 1973-74
 Carlin, Josh 2020-21
 Carney, Cormac 1980-81-82
 Carroll, Frank 1938-39
 Carroll, Randall 2009-10-11
 Carter, David 2008-09-10
 Carter, Donovan 2010-11-12
 Carter, Kaleaph 1989-90-91-92

Carter, Keith 2002-04
 Carter, Raymond 2008
 Carter, Reggie 2006-07-08-09
 Carver, Ron 1969-70-71
 Cascales, Charles, 1938-39
 Casciaro, Greg 2010
 Case, Ernie 1941-45-46
 Cashon, Charles 1924-25
 Cass, Greg 1992-93-94
 Cassaday, Ray 2002
 Cassel, Marcus 2002-03-04-05
 Ceachir, Alexandru 2012
 Cephous, Frank 1980-81-82-83
 Chaffin, Jeff 1981-83
 Chai, Robert 2003-04-05-06
 Chalenski, Mike 1990-91-92
 Chambers, Bill 1946-47
 Champion, Cornell 1964-66
 Champlin, John 1966
 Chandler, Nate 2008-09-10-11
 Charbonnet, Zach 2021
 Charles, Russel 1972-73-74
 Chavore, Sherman 1934-35-36
 Cheshire, Chuck 1933-34-35
 Childers, Marion 1945
 Chillar, Brandon 2000-01-02-03
 Chrestman, John 1968
 Christensen, James 1991-92-94-95
 Christiansen, Bob 1969-70-71
 Christiansen, Gregg 1978-79-80
 Chudy, Craig 1957-59-60
 Churchwell III, Kenny 2019-21
 Cid, Alberto 2011-12
 Claman, Alan 1965-66-67
 Clark, Gene 1971-73-74
 Clark, Jamal 1993-94-95-96
 Clark, Jeff 1990-91-92-93
 Clark, Kenneth 1924-25-26
 Clark, Kenny 2013-14-15
 Clark, Matt 2001-02-03-04
 Clark, Walter 1932-33
 Clayton, Mike 1970-71
 Clayton, Tyson 2001-02-03
 Cleary, Robert 2002-04-05
 Clemens, Duke 2019-20-21
 Clemente, Vito 1995-96
 Clements, Bill 1945-46-47-48
 Clements, Larry 1998
 Cline, Darren 1995-96-97
 Clinton, David 1983-84-85-86
 Coats, Lee 1931-32-33
 Cobbs, Anthony 1993-94-95-96
 Cochran, Mike 1971
 Cochran, Rod 1957-58-59
 Coffman, Ricky 1978-79-80-81
 Cogswell, Don 1949-50
 Cohen, Adam 2020
 Cohen, Jack 1939-40
 Cole, Randy 1990-91
 Coleman, Derrick 2008-09-10-11
 Coleman, Dick 1943
 Coleman, Kenyon 1997-98-99-01
 Colletto, Jim 1963-64-65
 Collier, Travis 1990-91-92-93
 Collins, Donald 1919-20
 Collins, Vernon 1923-24
 Collins, Willie 1953
 Combs, Justin 2014-15
 Compton, Lynn 1941-42
 Cook, Wayne 1991-92-93-94
 Cooper, Gwen 1967-68-69
 Cope, Bill 1951
 Copeland, Ron 1967-68
 Coppens, Gus 1975-76-77
 Cornish, Frank 1986-87-88-89
 Corral, Frank 1976-77
 Cory, Frank 1936
 Cota, Chase 2018-19-20-21
 Cotti, Dan 1996-97
 Coulter, Michael 1975-76-77
 Covington, Sean 2013
 Cowan, Joe 2003-04-05-07
 Cowan, Patrick 2006-07-08
 Cox, Chris 1984
 Cox, Larry 1964-65-66
 Cox, Robert 1984-85
 Craft, Kevin 2008-09
 Craig, Bradley 1990-91-92-93
 Craig, Paco 1984-85-86-87
 Crawford, Bob 1974-75-76
 Crawford, Lyndon 1980-81-82-83

Crecion, Gabe 1996-97-99-00
 Cress, Robert 1938
 Cronin, Kevin 1984
 Cross, Brendan 2013
 Cross, Randy 1973-74-75
 Cuevas, Xan 2017
 Cureton, Hardiman 1953-54-55
 Cureton, Mickey 1968-69
 Curran, Willie 1978-79-80-81
 Curry, Dale 1973-74-75
 Curti, Noah 1940-41
 Cyburt, Colby 2015

D
 Dabov, Dave 1959-60
 Dailey, Pete 1951-52-53
 Dalby, Dave 1969-70-71
 Daluiso, Brad 1989-90
 Daly, Marcus 1995
 Daly, Rick 1989-90-91-92
 Damron, Jeff 1985-86-87
 Daniels, Tom 1970-72
 Dankworth, Jeff 1974-75-76
 Danoff, Troy 1998-99-00-01
 Darby, Matt 1988-89-90-91
 Darby, Walt 1961-62-63
 Davenport, Bob 1963-54-55
 Davidson, Dick 1968
 Davis, Akil 1995-96-97
 Davis, Bruce 2004-05-06-07
 Davis, Bruce 1975-76-77-78
 Davis, Chuck 1962-63-64
 Davis, Craig 1986-87-88-89
 Davis, Elvin 1926-27
 Davis, John 1957-58
 Davis, Miit 1952-53
 Davis, Richard 1926
 Davis, Ricky 1990-91-92-93
 Davis, Ron 1977-78-79
 Davis, Roosevelt 2012-13-14-15
 Davis, Steve 1984
 Dawson, Charles 2014-15-16
 Dawson, Jim 1956-57-58
 Deakers, Rich 1964-65-66
 Dean, Aundre 2008
 Dean, Jake 2008-09
 DeBay, Terry 1951-52-53-54
 DeBose, Ronnie 1978-79-80
 DeBrow, David 1946-47-48
 Decker, Jim 1954-55
 Decker, Robert 1930-31-32
 DeFrancisco, Nate 1939-40-41
 Dellocono, Neal 1981-82-83-84
 DeMartinis, Jack 1974-75
 Den Bleyker, Johnny 2016-17-18-19
 Denis, Joe 1934
 Denison, Micah 1995
 Dennis, Ted 1928-29
 Denton, Wes 1986-87-88
 Derflinger, Paul 1967
 Devlin, Thomas 1952-26
 DeWitt, Brad 1980
 Dial, Alan 1984-85-86-87
 Dias, Bob 1983
 Dickerson, George 1934-35-36
 Dickerson, Matt 2014-15-16-17
 Dickey, Kevin 1991-92-93
 Dickmann, Jeff 2011
 Diebolt, Doug 1969
 Diehl, Ralph 1922
 DiGiorgio, Garrett 2021
 Dills, Preston 1954-56
 Dimas, Mike 1931
 Dimitro, Mike 1946-47-48
 Dimkich, Mitch 1960-61-62
 Dinaberg, Bob 1957
 DiPoalo, Carmen 1961-62
 Dobrow, David 1946-47-48
 Donahue, Terry 1965-66
 Donald, Dick 1965-66
 Donatelli, Doug 1982-83
 Dorrell, Karl 1982-83-85-86
 Doud, Chuck 1952-53
 Dougherty, James 1941-42
 Dow, Norm 1965-66
 Downey, Brett 2011-12
 Dragovic, Nikola 2004-06-07
 Dressel, Dennis 1956-57
 Drew, Maurice 2003-04-05
 Duarte, Thomas 2013-14-15
 Dubravac, Jon 1998-99-00-02

HISTORY

ALL-TIME LETTERWINNERS LIST

Duddleston, Tom 1943
 Duffy, Ted 1928-29
 Duffy, Bill 1948
 Dufour, Dan 1979-80-81-82
 Dulcich, Greg 2019-20-21
 Dummit, Dennis 1969-70
 Duncan, Don 1956-57
 Duncan, John 1929-30-31
 Duncan, Norm 1929-30-31
 Durbin, Steve 1964-65-66
 Durden, Mike 1979-80-81-82
 Dutcher, Bob 1953-56
 Dutcher, Erwin 1964-65-66
 Dye, Cecil 1939-40
 Dye, Tony 2008-09-10-11

E
 Easley, Kenny 1977-78-79-80
 Eatman, Irv 1979-80-81-82
 Eaton, Daniel 2015
 Eaton, Edward 1947-48-49
 Ebell, Tyler 2002-03
 Eboh, Obi, 2020-21
 Eby, Josh 1994-95
 Echols, Reggie 1970-71-72
 Eck, Keith 1974-75-76
 Edgar, Anthony 1978-79
 Edison, Justin 2008-09-10-11
 Edwards, Donnie 1992-93-94-95
 Edwards, Joshua 2007-08
 Edwards, Oscar 1975-76
 Eiseff, Eyoseph 2001-02-03-04
 Ehrlich, Lyman 1951
 Ekbatani, Nick 2006-08-09
 Elias, Chris 1977-78-79-80
 Elias, Lou 1956
 Ellena, Jack 1952-53-54
 Elliott, Stacey 1987-88
 Ellis, Alan 1970-71-72
 Emanuel, Ben 2001-02-03-04
 Embree, Taylor 2008-09-10-11
 Emesibe, Melvin 2012-13
 Enger, Bob 1955
 Ennen, Henry 1947
 Epenesa, Seali'i 2010-11-12-13
 Epstein, Herman 1926-27-28
 Erlich, Mickey 1965
 Erquiaga, John 1965-66-67
 Erwin, Jaylen 2019-20
 Escher, Erik 1978
 Escher, Werner 1950-51
 Estwick, Mark 1987-88-89
 Evans, Mike 1970
 Evans, Ron 1986-87
 Evans, Shaquelle 2011-12-13
 Everett, Marcus 2004-05-06-08
 Ezeike, Michael 2018-19-20-21

F
 Fade, Bill 1944-45
 Fafaul, Mike 2016
 Fagerholm, Rod 1958
 Fahl, Matt 1973-74-75
 Fairbairn, Ka'imi 2012-13-14-15
 Faoa, Asi 2000-01-02-03
 Farber, Stu 1956
 Fareed, Justin 2010
 Farmer, Danny 1996-97-98-99
 Farmer, George 1967-68-69
 Farr, Andre 1988-89-90-91
 Farr, Mel 1964-65-66
 Farr Jr., Mel 1984-85-86-87
 Farr, Mike 1986-87-88-89
 Farris, Kris 1996-97-98
 Fauria, Joseph 2010-11-12
 Fears, Charles 1940-41-42
 Fears, Tom 1946-47
 Feldman, Rudy 1951-52-53
 Felton Jr., Demetric 2017-18-19-20
 Fenenbock, Charles 1938-39
 Ferguson, Donvel 1935-36-37
 Ferguson, Mark 1979-81-82
 Fernea, Ethan 2017-18-19-20-21
 Ferrell, Bobby 1972
 Fields, Earl 1926-27-28
 Fields, Jerry 1949
 Fien, Ryan 1992-94-95
 Fike, Nate 1999-00-01-02
 Finlay, Jack 1940-41-42
 Finn, Charles 1919
 Finstad, Jim 1962

Florentino, Tony 1960-61-62
 Fisher, Denzel 2015-16-17
 Fitterer, Scott 1993
 Fitts, Kylie 2013
 Flanagan, Mike 1993-94-95
 Fleming, Joe 1926-27-28
 Fletcher, Anthony 1998-99-00-01
 Fletcher, Bryan 1998-99-00-01
 Fletcher, John 1931-32
 Flintoft, Stefan 2016-17-18
 Florence, John 1950-51
 Flores, Mike 1971
 Flynn, Ed 1950-51-52
 Forbath, Kai 2007-08-09-10
 Forbes, Ted 1940-41
 Forcier, Chris 2008
 Ford, Greg 1994
 Ford, Jim 1968-69
 Forde, Weldon 1995-96-97
 Forge, James 1977-78-79-81
 Forster, George 1928-29-30
 Foster, DeShaun 1998-99-00-01
 Foster, Don 1951-53
 Fowler, John 1975-76-77
 Fox, Dennis 2001
 Francis, Don 1962-63-64
 Francisco, Kent 1962-63-64
 Francois, Greg 1983-84-85
 Franey, David 1986
 Frankel, Lorry 1971
 Franklin, Johnathan 2009-10-11-12
 Franklin, Scott 1983-84-85
 Frankovich, Lee 1936-37
 Frankovich, Mike 1932-33-34
 Frawley, John 1936-38-39
 Fraychineaud, Chuck 1950-51
 Frazier, Cliff 1974-75
 Freedman, Morris 1965
 Freitas, Steve 1968-70
 French, Marion 1927-28-29
 Frost, Wallace 1922-24-25-26
 Fry, Art 1972
 Frye, Stuart 1936
 Fryer, Mike 1972-73
 Fuller, Devin 2012-13-14-15
 Fuller, Rick 1989-90-91-92
 Funk, Fred 1934-35-36
 Funke, Sigfried 1933-34
 Fyson, Ed 1945

G
 Gaines, Gene 1958-59-60
 Gaines II, Jon 2019-20-21
 Galigher, Ed 1970-71
 Gallagher, Clay 1972
 Gallatin, Donovan 1992-93
 Gamble, Robert 1990-91-92-93
 Gane, Luke 2011-12-13
 Garbers, Ethan 2021
 Garcia, Cristian 2015-16
 Garcia, Robert 2004
 Gardner, Earle 1923-24-25
 Garibaldi, Bob 1983-84-85-86
 Garratt, Mike 1967-68-69
 Gary, Joe 1978-79-80-81
 Gary, Richard 1934
 Gaschler, Randy 1970-71-72
 Gasser, Joe 1982-83-84-85
 Gaston, Dave 1940-41
 Gates, Elijah 2018-19-20
 Geddes, Bob 1968-69
 Geitner, Adam 1999
 Gelfand, Chuck 1955
 Gemza, Steve 1980-81-82-83
 Genmark-Heath, Jordan 2021
 Gentosi, Giovanni 2015-16-17
 Gertsman, Steve 1956-57-58
 Geverink, Al 1961-62-63
 Ghezzi, James 1998-99
 Ghormley, Dan 1962
 Gibbs, Dave 1961-62-63
 Gibbs, Johnny 1977-78-79
 Gibson, Alfred 1928-29
 Gideon, Aron 1989-90-91-92
 Gilbert, Dan 1972
 Gilbert, Fred 1989
 Gilmore, Dale 1937-38-39
 Givens, Quentin 1992
 Glasser, Jeff 1984-85-86-87
 Glicksberg, Scott 2005-06-07-08
 Goforth, Randall 2012-13-15-16

Goebel, Joe 1983-84-85-86
 Goines, Simon 2012-13
 Golper, Todd 2011-12
 Gomer, Dave 1978
 Gonzalez, Tyler 2011
 Goodman, Brian 1970-71
 Goodman, Tahaan 2013-14-15-16
 Goodrich, Paul 1967
 Goodstein, Maurice 1928-29-30
 Goodwin, Marvin 1991-92-93
 Gordon, Ike 1978-79-80-81
 Gordon, Scott 1982-83
 Gould, Stanley 1926-27-28
 Goynes, Chester 1980
 Graham, Danny 1968-69
 Graham, Doug 1944
 Graham, Jamie 2011
 Graham, Keenan 2010-11-12-13
 Gramlick, Lucas 2021
 Grant, Wes 1968-69
 Granton Jr., Paul 2020-21
 Grau, Jeff 1998-99-00-01
 Graves, Ryan 2006-07-08
 Gray, Carlton 1989-90-91-92
 Gray, Rex 1981-82
 Greedy, Garrett 1990-91-92-93
 Green, Gaston 1984-85-86-87
 Green, Jason 1991-92-93-94
 Green, Sandy 1965-66-67
 Green, Willie 2016
 Greenwood, Carl 1991-92-93-94
 Greenwood, Marcus 1984-85-86
 Grider, Dallas, 1965-66
 Griffin, Cameron 2015-16
 Griffin, Chase 2020
 Grieb, Mike 1995-96-97-98
 Griffin, Edison 1956
 Griffin, Harold 1966-67-68
 Griffith, Chris 1999-00-01-02
 Griffith, Kim 1967-68
 Grissold, Hoxie 1942-46
 Grossman, Aubrey 1929-31
 Grounds, Randy 1977
 Groves, J.D. 2002-03
 Grubb, Gerald 1940-41
 Gueringer, Ron 1977
 Gueringer, Tony 1978
 Guidry, Elisha 2019-20-21
 Guidry, Javelin 1994-95-96-97
 Guidry, Paul 1993-94-95-96
 Gully, Sean 1994-95-96-97
 Gunther, Rich 1972
 Gustafson, Mark 1966-67-68
 Gutman, Tom 1960-61
 Guyton, Brent 1993-94
 Guzman, Frank 2010

H
 Hackett, Kyle 1983
 Hafner, Mike 1961-63-64
 Haight, Leslie 1930
 Hair, J.J. 2004-05-06
 Hajimihalil, Peter 2014
 Hakes, Randy 1998-99
 Hale, John 2005-06-07-08
 Hale, Lynn 1949
 Hale, Tre 2011-12-13-14
 Hall, Jake 2015
 Hall, John 2000
 Hall, Larry 1979-80
 Hall, Santi 1998-99
 Hampton, Kerns 1930-32
 Hampton, Russ 1954-55
 Handler, Sam 2014
 Hansen, Howard 1948-49-50
 Hanson, Bob 1944-45
 Haralson, Burnett 1919-20-22-23
 Haradon, Howard 1934
 Harden, Wilbur 1975-76
 Hardin, Harold 1974-75-76
 Harkey, Cory 2008-09-10-11
 Harmon, Mark 1972-73
 Harper, Joe 1956-57-58
 Harris, Akil 2000-01-02-03
 Harris, Ahmaad 2014
 Harris, Earl 1935-36-37
 Harris, Esker 1955-56
 Harris, Jason 2019
 Harris, Merle 1936-38
 Harris, Mike 2008-09-10-11
 Harrison, Jason 2002-04

Harrison, Morrie 1942
 Hartmeier, Mike 1982-83-84-85
 Harvey, Clarence 1943
 Harwell, Brigham 2004-05-06-08
 Haslam, Fred 1931-32-33
 Haslam, Warren 1938
 Hassler, Edgar 1931-32-33
 Hastings, Charles 1924-25-26
 Hastings, John 1934-35-36
 Hatcher, Orville 1946
 Hauck, Bill 1961-62-63
 Havner, Spencer 2002-03-04-05
 Heater, Adam 2008
 Helm, John 1978-79
 Henderson, Bob 1925-26-27
 Henderson, Othello 1990-91-92
 Henderson, Scott 1971
 Henderson, Ted 1985
 Hendricks, Phil 1970
 Hendry, Darryl 1931-32-33
 Henley, Barry 1985-86-87-88
 Henry, Wally 1974-75-76
 Hermann, Johnny 1953-54-55
 Herrera, Andy 1965-66-67
 Herrera, Efen 1971-72-73
 Herrera, Mike 1975
 Hershman, Leo 1949-50
 Hesse, Don 1939
 Hester, Aaron 2010-11-12
 Heydenfeldt, Bob 1952-53-54
 Hickman, Gale 1962-63
 Hickman, Justin 2004-05-06
 Hicks, Chuck 1959-60-61
 Hicks, DuVal 1995-96-97-98
 Hicks, Skip 1993-94-96-97
 Hill, Austin 2011
 Hill, Ernest 1937-38-39
 Hilliard, Dalton 2009-10-11-12
 Hinshaw, Lynn 1967
 Hirschall, Hal 1936-37-38
 Hofmeister, Ryan 2012-13-14
 Hohl, Mason 1943
 Hoisch, Alan 1946-47
 Holcomb, Eric 1993-94-95
 Holiday, DeChaun 2016-17
 Holland, Pete 1996-97-98-99
 Holland, Tyler 2007
 Hollaway, Chuck 1955-56
 Hollingsworth, Cece 1923-24-25
 Hollins, Deon 2013-14-15-16
 Holman, H. R. 1943
 Holmes, Damien 2009-10-11-12
 Holmes, Darnay 2017-18-19
 Holmes, Fred 2004-05-07
 Hookano, Steve 1971-72
 Hopwood, Don 1977-78
 Horgan, Paul 1963-64-65
 Horta, Joe 1950
 Horton, Chris 2004-05-06-07
 Horton, Myke 1973-74
 Horton, Troy 1943
 Hosea, Bobby 1977-78
 Houston, Lovell 1999
 Howard, Bob 1952
 Howard, Jack 1943
 Howard, Sean 1988-89
 Howard, Theo 2016-17-18
 Howell, Harper 1980-81-82-83
 Hoyt, Bill 1946-47
 Hubbard, Phil 1976-77-78-79
 Hudson, James 1925-26-27
 Hudspeth, Marcus 1984-85-86
 Huff, Doug 1968-69-70
 Huff, Robert 1920
 Huffstutter, Zack 2019
 Hulick, Carl 2013-14-15
 Hull, Ron 1959-60-61
 Huma, Ramogi 1995-97-98
 Hummel, Ben 1987
 Humphrey, John 2020-21
 Hundley, Brett 2012-13-14
 Hunt, Howard 1941-46
 Hunt, Don 1947-48-49
 Hunter, Joe 1999-00-01-02
 Hurd, Eric 2013
 Hurt, Delon 2018-19-20
 Huse, Russell 1928-29
 Hutchins, Adam 1983-86
 Hutt, Eddie 1964-65-66
 Huusfeldt, Drew 2014

I
 Ileremia-Stansbury, Ed 1998-99-00-01
 Ilese, Nate 2013-14-15-16
 Iloja, Bob 1996
 Inglis, Bill 1952
 Innes, Kody 2012
 Ippolito, Tony 1997-99
 Irby, Martell 2018-19-21
 Irvin, P.J. 2006-07
 Irvine, Gifford 1984-85-86
 Irwin, Ed 1940-41
 Isaia, Sale 1991-92-93-94
 Isibor, Oduu 2018-19-20-21
 Izmirian, Albert 1942

J
 Jackson, Chris 1999-00
 Jackson, Datona 2019-20-21
 Jacobs, Brian 1989-90
 Jacobson, Abe 1919
 Jacobson, Don 1928-29-31
 Jacobson, Keith 1988-89
 Jacoby, Mike 1974
 Jack, Myles 2013-14-15
 Jackson, Billy Don 1977-78-79
 Jackson, John 1924-25-26
 Jackson, Melvin 1984-85-86-87
 Jackson, Warren 1962-63
 Jamabo, Soso 2015-16-17-18
 James, Andre 2016-17-18
 James, Gary 1973
 James, Jordan 2011-12-13-14
 James, Mil'Von 2003-04
 James, Stewart 1920
 Jarecki, Steve 1982-83-84-85
 Jarvis, William 1924
 Jaso, Jerry 1969-70
 Jasper, Shane 1991-92-93-94
 Jefferson, Anthony 2012-13-14
 Jennings, Charles 1923-24-25
 Jensen, Keith 1961
 Jensen, Roy 1948-49-50
 Jessen, James 2002
 Jessup, Morris 1925
 Johns, Gerald 1963-64
 Johnson, Alex 2019-21
 Johnson, Bret 1989
 Johnson, Caleb 2020-21
 Johnson, Cameron 2021
 Johnson, Chance 1985-86-87-88
 Johnson, Chris 2004
 Johnson, Dominique 2007-08
 Johnson, Ernie 1946-47-48-49
 Johnson, Jerry 2010-12
 Johnson, Jim 1958-59-60
 Johnson, John 2015-16
 Johnson, John 1941-46
 Johnson, Kermit 1971-72-73
 Johnson, Mitch 1962-63-64
 Johnson, Mitch 1985
 Johnson, Mossi, 2014-15-16-17
 Johnson, Norm 1978-79-80-81
 Johnson, Rahyme 2017

Johnson III, Stephen 2015
 Johnston, Dan 1967
 Jolly, Mike 1980-81
 Jolly, Jr., Patrick 2019-20
 Jondle, Riley 2003-04-05-06
 Jones, Anthony 1994
 Jones, Arthur 1922-23-24-25
 Jones, Brian 1986
 Jones, Carl 1962-63
 Jones Jr., Carl 2019-20-21
 Jones, Datone 2008-09-11-12
 Jones, Dick 1945
 Jones, Eugene 1972-73
 Jones, Frank 1969-70
 Jones, Gerald 1978
 Jones, Gordon 1930-31-32
 Jones, Greg 1967-68-69
 Jones, Ike 1950-51-52
 Jones, Ivory 1959-60
 Jones, Jake 2016
 Jacobson, Don 1928-29-31
 Jacobson, Keith 1988-89
 Jacoby, Mike 1974
 Jack, Myles 2013-14-15
 Jackson, Billy Don 1977-78-79
 Jackson, John 1924-25-26
 Jackson, Melvin 1984-85-86-87
 Jackson, Warren 1962-63
 Jamabo, Soso 2015-16-17-18
 James, Andre 2016-17-18
 James, Gary 1973
 James, Jordan 2011-12-13-14
 James, Mil'Von 2003-04
 James, Stewart 1920
 Jarecki, Steve 1982-83-84-85
 Jarvis, William 1924
 Jaso, Jerry 1969-70
 Jasper, Shane 1991-92-93-94
 Jefferson, Anthony 2012-13-14
 Jennings, Charles 1923-24-25
 Jensen, Keith 1961
 Jensen, Roy 1948-49-50
 Jessen, James 2002
 Jessup, Morris 1925
 Johns, Gerald 1963-64
 Johnson, Alex 2019-21
 Johnson, Bret 1989
 Johnson, Caleb 2020-21
 Johnson, Cameron 2021
 Johnson, Chance 1985-86-87-88
 Johnson, Chris 2004
 Johnson, Dominique 2007-08
 Johnson, Ernie 1946-47-48-49
 Johnson, Jerry 2010-12
 Johnson, Jim 1958-59-60
 Johnson, John 2015-16
 Johnson, John 1941-46
 Johnson, Kermit 1971-72-73
 Johnson, Mitch 1962-63-64
 Johnson, Mitch 1985
 Johnson, Mossi, 2014-15-16-17
 Johnson, Norm 1978-79-80-81
 Johnson, Rahyme 2017

K
 Kahn, Mitch 1974-75-76
 Kaho, Ale 2021
 Kase, Eugene 1992-93-94-95
 Kealey, Pat 1971-72
 Keane, Andy 2010
 Keating, David 1986-87-88
 Keeble, Joseph 1931-32-33
 Keefer, Robert 1944-46-47
 Keeton, Rocen 1987-88-89-90
 Keim, Paul 1922
 Kelley, Joshua 2018-19
 Kelly, Brian 1988-89-90-91
 Kelly, Jon 1989-90
 Kendall, Chuck 1957-58
 Kendrick, Eric 2011-12-13-14
 Kendrick, Marv 1970-71
 Kennedy, Paul 1991-92-93-94
 Kent, Austin 2016
 Ketchum, Gavin 2005-06-08-09
 Key, R. F. (Ted) 1934
 Keyes, Dennis 2004-05-06-07
 Keyes, Luthr 1950-51
 Keyler, Courtney 1990-91-92-93
 Kezirian, Blane 2001-02-03
 Kezirian, Ed 1972-73
 Kezirian, Rob 1975-76
 Kia, Micah 2006-07-08
 Kibbe, George 1926



Spencer Havner, 2002-05

ALL-TIME LETTERWINNERS LIST

Kibble, Robert 2005
 Kidder, John 1984-85-86-87
 Kiefer, Ken 1944-45-46
 Kilmer, Bill 1958-59-60
 Kimble, Phil 1974
 Kinder, Cole 2018-19
 King, Bob 1957-58
 King, Nelson 1944-45
 Kinney, Jack 1940
 Kipnis, Howard 1977-78
 Kirby, Dean 1949-51
 Kirkwood, Devin 2021
 Kirschke, Travis 1993-94-95-96
 Kitchen, Bill 1941
 Kjeldgaard, Kipp 1987-88-89
 Klein, Jerry 1964-65
 Kline, Doug 1985-86-87-88
 Klosterman, Steve 1972-73
 Kluwe, Chris 2003-04
 Knight, Qwuantrez 2020-21
 Knowles, Lee 1982-83-84
 Knox, Milton 2009
 Knox, Ronnie 1955
 Knudson, Laddie 1923
 Knupper, Max 1970-71
 Kocher, Ken 1998-99-00-01
 Koral, David 2004-05
 Kordakis, James 1984
 Koster, Jared 2011
 Krall, Luke 2000-01
 Krehbiel, Don 1943
 Kroeber, George 1951
 Kroener, Frank 1936-37
 Kuehn, Art 1972-73-74
 Kukulica, Rick 1973-74
 Kurrasch, Roy 1942-45-46
 Kuykendall, Fulton 1972-73-74
 Kvitky, Ben 1939-40
 Kyzivat, Louis 1937-38-39

L
 LaBrucherie, Bert 1926-27-28
 LaChapelle, Sean 1989-90-91-92
 Lacy, Kenny 2014-15-16
 Lagace, Taylor 2013-14-15
 Laidman, Dan 1951-52
 Lake, Carnell 1985-86-87-88
 Lake, Quentin 2017-18-20-21
 Lambert, Dion 1988-89-90-91
 Landherr IV, Jack 2019-20-21
 Lane, Herb 1950-51
 Lang, Walter 1980-81-82
 Langston, Guy 1977
 Lanis, Aleksey 2006-07
 Larimore, Patrick 2009-10-11
 Lasley, Jordan 2015-16-17
 LaRose, Chad 1991-92
 Lassalette, Tom 1988-91
 Lassner, Jack 1970-71-72
 Lauter, Danny 1980-81-82
 Lawhorn, Kim 1990-91-92-93
 Lawrence, Teddy 1992-93-94-95
 Leal, Russ 1970-71-72
 Leckman, Arnold 1949
 Lee, Dymond 2018
 Lee, Eugene 1943-44-45

Lee, Kenny 1974-75-76
 Lee, John 1982-83-84-85
 Lee, Larry 1978-79-80
 Lee, Rodney 1994-96-97
 Leeka, Bill 1956-57-58
 Lees, Wade 2019
 Leggins, Bobby 1979
 Lehmann, Shane 2000-01-02-03
 Leisle, Rodney 2000-01-02-03
 Lembeck, Bert 1926
 Lemmerman, Alan 1970-71-72
 Leonard, Robert 1946
 Leoni, Eugene 1981-82
 Lepisto, Garrett 2001-02-03
 Lepisto, Vic 1964-66-67
 Lescoulie, Jack 1940-41-42
 Lesley, Jason 1993
 Leventhal, Barry 1963-64-65
 Levy, Dave 1952-53
 Lewand, Ray 1948-50-51
 Lewin, Kurt 1957
 Lewis, Jermaine 1997-98-99-00
 Lewis, Keontez 2021
 Lewis, Mercedes 2002-03-04-05
 Lightner, Clifford 1933
 Lilyquist, Rodney 1928
 Link, Dennis 2000-01-02-03
 Linn, Mike 1989-90-91
 Lippman, Melville 1919-20
 Littleton, Nekosi 1990-91-92-93
 Livesay, Ransom 1932-33-34
 Livingston, Cliff 1950-51
 Lloyd, Glenwood 1929
 Locke, Jeff 2009-10-11-12
 Lockett, Bret 2005-06-07-08
 Kurrasch, Roy 1942-45-46
 Lockwood, Brian 1987-88-89-90
 Lo'Curto, John 1961-62-63
 Lodish, Mike 1986-87-88-89
 Lombard, Kenneth 2005-06-07
 Lombard, Kory 1998-99-00
 London, Justin 2002-03-04-05
 Long, Bob 1952-53-54
 Long, Don 1956-57-58
 Long, Freeman 1925-26
 Longo, Tony 1958-59-60
 Longo, Christopher 2013-14-15
 Lopez, RJ 2020-21
 Lorier, Benjamin 2003-04
 Lott, Sinclair 1932-33-34
 Loudd, Rommie 1953-54-55
 Love, Duval 1981-82-83-84
 Loya, Logan 2020-21
 Love, Glenn 2008-09-10-11
 Lucien, Devin 2012-13-14
 Lucier-South, Kieseian 2016-17-18-19
 Luster, Marv 1958-59-60
 Luther, Dylan 2015-16
 Lyman, Brad 1969-70-72
 Lyman, Dell 1938-39-40
 Lynch, Matt 2018-19
 Lynn, Johnny 1975-76-77-78
 Lyons, Damion 1990

M
 Macari, Frank 1959-60-61

Mackey, Clarence 1941
 MacLachian, Bruce 1948-49-50
 MacPherson, Don 1938-39-40
 Maddox, Tommy 1990-91
 Mafi, Atonio 2018-19-20-21
 Magee, Danjuan 1994-95-96-97
 Maggio, Kirk 1986-87-88-89
 Magna, David 2020
 Mahan, Mike 1983
 Mahlstedt, Don 1980-81-82
 Maiava, Kai 2009-11
 Main, Jim 1976-77-78-79
 Maizlish, Bryan 1982
 Makakaufaki, Saia 1999-00-01-02
 Malmeberg, Don 1942-43-45-46
 Malmon, James 1988-89-90-91
 Mancini, Dom 1971
 Mandula, Francis 1949-50
 Manfro, Steven 2012-13
 Manning, Bob 1968-69-70
 Manning, Don 1965-66-67
 Manning Jr., Ricky 1999-00-01-02
 Mannon, Mark 1982-83-84
 Manoa, Tyler 2018-19-20-21
 Manumaleuna, Frank 1974
 Marienthal, Mike 1942-43
 Markel, Art 1943
 Markey, Chris 2004-05-06-07
 Markham, Dean 1944-45
 Markowitz, Barry 1974
 Marlett, Walter 1941
 Marrazzo, Sam 2018-19-20-21
 Marsh, Cassius 2010-11-12-13
 Marston, Charles 1921
 Martin, Travis 2007
 Martisich, Mike 1973-74
 Martinez, Mike 2019-20
 Marty, Pat 1978
 Marvin, Joe 1949-50-51
 Marvray, Ricky 2010-11-12
 Mascarenas, Alex 2010-11
 Mascola, Lou 1976
 Mason, Bill 1957
 Mason, Mike 1979-80-81
 Mason, Steven 2019
 Massey, Thaddeus 1993-95-96
 Massington, Eldridge 2014-15-16-17
 Mastera, Jim 1984-85-86
 Matheny, Dwight 1924-25-26
 Matheny, Jim 1955-56
 Matheson, Martin 1938-39-40
 Matheson, Tony 1967-68
 Mathews, Ned 1938-39-40
 Mathis, Wendell 2002
 Matthews, West 1946-47-48-49
 Maurer, Mark 1947
 Mayer, Vic 1978-79
 Mayfield, Paul 1966
 Maxwell, William 1931-32-33
 Mazzone, Grayson 2013
 McAlister, James 1972-73
 McAteer, Tim 1964-65-66
 McBride, Tod 1995-96-97-98
 McCabe, Mike 1944
 McCaffrey, Mike 1966
 McCann, Ryan 1999-00-01
 McCarthy, Ellis 2012-13-14
 McChesney, Bob 1932-34-35
 McClave, Andrew 1991-92-93
 McCloskey, Mike 2002-03-04-05
 McClure, Darren 1993-94-95-96
 McClure, Will 2017
 McConnaughey, James 1947
 McConnell, Lawrence 1934-35-37
 McCracken, Brendan 1985-86-87-88
 McCullough, Abdul 1993-94-95-96
 McCullough, Jim 1982-83-84-85
 McDermott, Conor 2014-15-16
 McDermott, Kevin 2010-11-12
 McDonald, Tevin 2011-12
 McDougall, Gerry 1954-55
 McDougall, Thomas 1924-25-26
 McElroy, Jim 1994-95-96-97
 McElroy, Lee 1967-68-69
 McEwan, Scott 1999-00-01
 McFarland, Matt 1977-78-79-80
 McGaugh, Eugene 1984
 McGee, Jeremy 2006
 McGill, Mark 1986-87-88-89
 McGue, Delbert 1932-33
 McIntire, Ken 1963

McKay, Jack 1954
 McKay, Stan 2010-11-12-13
 McKenzie, Leonard 1942
 McKenzie, Stuart 1940-41
 McKinley, Takkarist 2014-15-16
 McKinley, Phil 1973-74-75
 McLandrich, Greg 1968-69
 McLaughlin, Leon 1946-47-48-49
 McMillan, Lloyd 1929-30-31
 McNairy, Louis 1936
 McNeal, Eric 2003-04-05-06
 McNeal, Jeff 1996
 McNeil, Freeman 1977-78-79-80
 McNeill, Fred 1971-72-73
 McNowen, Cade 1995-96-97-98
 McPherson, Pat 1988-89-90
 McReynolds, Kevin 2014
 McSween, Alton 1972-73
 Meadors, Nate 2015-16-17-18
 Meadous, Chris 2007-08
 Medina, Ryan 2011-12
 Medlock, Justin 2003-04-05-06
 Medrano, Frank 2020-21
 Mefferd, Frank 1943
 Mehr, Steve 1985-86-87-88
 Meigs, Raymond 1919
 Melsby, Brad 1995-97-98-99
 Mena, Xavier 1946-50
 Mengel, Matt 2014-15
 Menifield, Bobby 1985-86-87-88
 Merrill, Mike 1992
 Merrill, William 1932
 Merten, Bjorn 1993-94-95-96
 Metcalf, Jack 1958-59-60
 Mewborn, Gene 1981-82-83
 Meyer, Rick 1986-87-88-89
 Meyers, Andy 1995-96-97-98
 Mike, Robert 1946-47
 Milum, Edward 1929-30
 Millan, Chad 1994
 Miller, Andy 1987-88-89
 Miller, Chuckie 1983-84-85-86
 Miller, Ed 1950-51
 Miller, Jamir 1991-92-93
 Miller, Jeff 2008-09
 Miller, Jim 1963-64-65
 Miller, Kolton 2015-16-17
 Miller, Mitch 1993-94
 Miller, Scott 1989-90
 Miller, Willie 1973
 Milliner, James 1992-93-94-95
 Michel, Howard 1933
 Mitchell, Freddie 1998-99-00
 Mitchell, Hal 1949-50-51
 Mitchell, Jim 1937-38-39
 Moala, Poasi 2014-15-16-17
 Mociler, Paul 2001-02-03-04
 Modster, Devon 2017
 Mohl, Curt 1977-78-79-80
 Mok, Vince 1970-71-72
 Molina, Mike 1976-77-78
 Moline, Chad 2007
 Moline, Chane 2006-07-08-09
 Moline, Chase 2005-06-07-08
 Molrine, Ron 1923
 Molson, JJ 2016-17-18-19
 Monahan, Steve 1973-74
 Montgomery, Blanchard 1979-80-81-82
 Montgomery, Jack 1936-37-38
 Montoya, Max 1977-78
 Moomaw, Donn 1950-51-52
 Moore, Bob 1950-51
 Moore, Jeff 1998
 Moore, Jevone 1994-95
 Moore, Marcus 2017-18
 Moore, Matt 2002-03
 Moore, Michael 1990-91
 Moore, Rahim 2008-09-10
 Moore, Reggie 1987-88-89-90
 Moore, Reynaud 1969-70
 Moore, Terry 1983-84
 Moreau, Fabian 2012-13-14-15-16
 Moreau, Ismael 1992
 Morehead, Terry 1981-82
 Moreno, Gil 1953-54-55
 Morgan, George 1950
 Morgan, Karl 1979-80-81-82
 Morgan, Kyle 2004-05
 Morgan, Steve 1999-00-01-02
 Morris, Marvin 1977-78
 Morris, Nate 1987

Morton, Dave 1976-77
 Morze, Mark 1972
 Moss, Idris 2003
 Moss, Martin 1978-79-80-81
 Moutra, Antwon 2008-09
 Moya, Ryan 2005-06-08-09
 Moynere, Paul 1970-71-72
 Mugler, Charles 1925
 Muir, Larry 1990
 Mulhaupt, Richard 1929-30-31
 Muller, Walter 1932-33
 Munro, Jack 1943
 Murdock, Lawrence 1935-36-37
 Muro, Jeff 1975-77-78
 Murphy, Dennis 1965-66-67
 Murphy, Justin 2018
 Murphy, Rex 1948
 Murphy, Tom 1976
 Murphy, William 1933-34-35
 Murray, Christophany 2018-19
 Myers, Craig 2017
 Myers, Jack 1944-46-47

N
 Naar, Joe 1946
 Nader, Jim 1968-69-70
 Nagel, Ray 1946-47-48-49
 Nanoski, John 1973-74
 Narieski, Ted 1950-51-52
 Nash, Robert 1936-37
 Nece, Ryan 1998-99-00-01
 Neighbor, Richard 1944
 Nelson, Byron 1963-64-65
 Nelson, Dan 1945-46-47
 Nelson, Danny 2004-05-06
 Nelson, Don 1945
 Nelson, Glenn 1929
 Nelson, Harvey 1928-29
 Nelson, Kevin 1980-81-82-83
 Nelson, Paul 1999
 Neufeld, Ryan 1995-96-97-98
 Neuheisel, Jerry 2013-14-15
 Neuheisel, Rick 1981-82-83
 Nevadomsky, Jason 1995-97
 Nguyen, Mike 1991-92-93-94
 Nichols, Perry 1976
 Nielsen, Ron 1991-92
 Nikkevich, John 1946-47-48-49
 Nimmo Jr., William 2020-21
 Nnoruka, Chigozie 2017-18
 Niusulu, C.J. 2002-03-04
 Njoku, Charles 2020
 Noble, Eugene 1927-28-29
 Nordli, Phil 1932-33
 Norfleet, Greg 1972-73-74
 Norfleet, Haughton 1930-31-32
 Norrie, David 1982-83-84-85
 Norris, Clarence 1953-54
 Norris, Michael 2004-05-07-08
 Norris, Trusse 1957-58-59
 Norton, Ken 1984-85-86-87
 Norton, Pat 2001-02-03-04
 Norwood, Josiah 2021
 Novitsky, Craig 1990-91-92-93
 Nowinski, Jeff 1984-85
 Noyes, Dave 1963
 Nuttall, Dave 1966-67
 Nwoke, Ted 1992-93-94-95

O
 Oatis, Shawn 2006-07
 Obbama, Rick 1976-77
 Obidina, John 1941-42
 Odighizuwa, Osa 2017-18-19-20
 Odighizuwa, Owa 2010-11-12, 14
 Odogwu, Sunny 2017
 Oesterling, Tim 1969-70
 O'Garra, Pete 1951-55-56
 Ogbornia, Otto 2018-19-20-21
 Ogden, Beverly 1929
 Ogden, Jonathan 1992-93-94-95
 Oglesby, Paul 1957-58-59
 Ohaeri, Nnamdi 2002-03
 Okunef, Gerry 1953-54
 Olaniyan, Aramide 2011-12-13
 O'Leary, Prentice 1962-63-64
 Oliver, Al 1972-73
 Oliver, Homer 1930-31-32
 Oliver, Jim 1967
 Olmstead, Remington 1933-34-35
 Olurunfunmi, Bolu 2015-16-17-18
 Olson, Ben 2006-07-08

Olson, Carl 1934-35-41
 Olson, Drew 2002-03-04-05
 Olson, Harold 1919-20-21
 Olson, Milo 1926
 Onwutube, Emmanuel 1988-89-90-91
 O'Quinn, Carrick 1990-91-92-93
 Oram, Phil 1960-61-62
 Oredugba, Olukayode 2004-05
 Orjioke, Kene 2012-13-15-16
 Ortiz, Jalen 2013-14
 Osling III, Mo 2017-18-20-21
 Otey, Dave 1977-78-80-81
 Overhauser, Chad 1994-95-96-97
 Overlin, Bill 1938-39-40
 Owen, Dave 1951-52
 Owens, James 1975-76-77-78
 Owens, Jerry 2000
 Oxford, Rex 1941

P
 Pabico, Christian 2017-18
 Pace, Gayle 1949-50-51
 Page, Charles 1947
 Pace, Kenny 1980-82-83
 Page, Jarrad 2002-03-04-05
 Pagni, Mike 1992
 Pahulu, Otieni 1986
 Paige, Bill 1986-87-88-89
 Painter, Earl 1930
 Palmer, Steve 1953-54-55
 Pankopf, Tony 1983-84-85-86
 Paopao, Tony 1976
 Pardi, Don 1943
 Parisi, Tillie 1923-24
 Parker, Maury 1923
 Parker, Vaughn 1990-91-92-93
 Parslow, Phil 1956-57-58
 Pasquale, Nick 2013
 Pastre, George 1946-47-48-49
 Paton, George 1988-89-90-91
 Paton, Tom 1959-60-61
 Patterson, Ernest 1932-33
 Patton, Marcus 1986-87-88-89
 Patton, Thomas 2003
 Paul, Don 1943-44-46-47
 Paul, Rick 1965-66
 Paulsen, Logan 2005-06-07-09
 Pauly, Ira 1951-52-53
 Paus, Cory 1999-00-01-02
 Pavich, Mike 1969-70-71
 Payton, Jordan 2012-13-14-15
 Peak, Loran 1922-23-24-25
 Pearce, Kent 1973-74
 Pearman, Greg 1969-70-71
 Pearson, Wade 1965-66-67
 Peddie, Will 1943
 Pederson, Don 1973-75-76-77
 Pedrini, Tom 1943
 Peeke, Gerald 1972-73
 Peers, Ray 1935-36
 Pele, Pete 1975-76
 Penaranda, Jairo 1979-80
 Penner, Gerald 1955-56
 Pennectost, John 1962-63-64
 Perez, Aaron 2005-06-07-08
 Perez, Louis 1991-92
 Perkins, Paul 2013-14-15
 Pernecky, Paul 1990-91-92-93
 Perry, Tab 2000-01-02-04
 Person, Barney 1974-75
 Pertulla, Rick 1968
 Peters, Adam 2001
 Peters, Doug 1954-55
 Peterson, Cal 1971-72-73
 Peterson, Dan 1955-57
 Peterson, Dan 1982
 Peterson, Dave 1956-57-58
 Peterson, Dick 1962-63-64
 Peterson, Earl 1970-71
 Peterson, Elwin 1925-26-27
 Peterson, John 1951-52-53-54
 Peterson, Marion 1945
 Petrie, Roger 1986
 Pfeiffer, George 1936-37-38
 Phelan, Matt 1997-98-99
 Phifer, Roman 1987-88-90
 Phillips, Kyle 2019-20-21
 Phillips, Art 1957-58-59
 Phillips, George 1941-42-44
 Phillips, Jaelan 2017-18
 Phillips, Sean 1999-00-01-02



Ron Pitts, 1981-84

ALL-TIME LETTERWINNERS LIST



Nelson Rosario, 2008-11

Phillips, Tony 1982-83-84-85
 Phinny, Sherm 1937-38
 Pickett, Adarius 2015-16-17-18
 Pickert, Joe 1985-86-87
 Pieper, Billy 1998-99
 Pierce, Tyrone 1994-95-96-97
 Pierovich, John 1957-58-59
 Pierson, Ray 1941-42
 Pifferini, Bob 1969-70-71
 Pike, Charles 1934-35-36
 Pinkston, Pat 1956
 Pitre, Michael 2004-05-06
 Pitts, Ron 1981-82-83-84
 Pitts, Shea 2018-19-20-21
 Piver, Arthur 1932
 Platt, Drew 2018
 Plemmons, Brad 1977-78-80-81
 Polak, Brian 1997-98-99-00
 Poli-Dixon, Brian 1997-98-00-01
 Polizzi, Ignatius 1946-48
 Porter, Jack 1945
 Potter, Ken 1982-83-84
 Pottios, Moe 1994
 Presley, Morrell 2009-10
 Preston, Steve 1968-69
 Price, Brian 2007-08-09
 Price, Dennis 1984-85-86-87
 Price, Durell 1996-97-98-99
 Price, Joquarri 2021
 Price, Sheldon 2009-10-11
 Priebe, David 2019-20-21
 Primus, James 1984-85-86-87
 Prince, Kevin 2009-10-11-12
 Profit, Mel 1961-62-63
 Pryor, Jon 1986-87-88-89
 Puffer, Jeff 1997
 Purdy, Rick 1966-67-68
 Putnam, Bill 1944

Q

Quessenberry, Scott 2013-14, 16-17
 Quinby, Roy 1921
 Quarles, Bernard 1979

R

Rae, James 1988
 Raffee, Alan 1951
 Rafferty, Thomas 1931-32-33
 Ramirez, Christian 2006-07-09-10
 Ramsey, Herschel 1972-73-74
 Ramsey, Tom 1979-80-81-82
 Randle, David 1982-83-84
 Raney, Jack 1933
 Raney, Matt 2005
 Rasmus, Bob 1927-28-29
 Rasshan, Osaar 2007
 Rassool, Alex 2017
 Ray, Billy 1985-86-87-88

Ray, George 1925
 Ray, Joe 1952-53-54
 Raymo, Jibril 2001-02
 Ream, John 2001
 Record, Clayton 1970
 Redmond, Alex 2013-14-15
 Reece, Severn 1975-76-77-78
 Reed, Jack 1962
 Reed, Micah 2006-07-08
 Reel, Stanley 1932-33
 Reernsten, Brian 1990
 Rees, Danny 2009-10
 Reese, Devon 1999-00-01
 Reese, Floyd 1967-68-69
 Reese, Marcus 1999-00-01-02
 Reeves, Doug 1980
 Reichle, Art 1935-36
 Reid, Scott 1977-78
 Reidt, Eric 1993
 Reiges, Ben 1946-47
 Reinhard, Robert 1929
 Reilly, Paul 1986
 Remsburg, John 1929
 Reyes, Bob 1973-74-75
 Reynolds, Jim 1964
 Reynosa, Mark 1997-98
 Rhyan, Sean 2019-20-21
 Rice, Dan 1971
 Rice, Jr., Jerry 2011-12
 Richards, Brian 1992-93-94-95
 Richards, David 1987
 Richardson, Bob 1963-64-65
 Richardson, John 1964-65-66
 Richardson, Paul 1988-89-90-91
 Riddle, Everett 1941-42
 Riggs, Darrell 1948-49-50
 Rile, Glen 1935-36
 Riley, Avon 1979-80
 Riley, Dietrich 2010-11
 Rios, Marcus 2012-14-15-16
 Riskas, Mike 1957-58
 Rittman, Justin 2017
 Roberts, Austin 2016-17
 Roberts, Dick 1945
 Roberts, Jerry 1972-73
 Roberts, Howard 1929-30-31
 Robinson, George 1935-36
 Robinson, G. H. 1943
 Robinson, Jackie 1939-40
 Robinson, Jerry 1975-76-77-78
 Robinson, Raymond 1978-79
 Robinson-Carr, Moses 2017-18
 Robotham, George 1942-45
 Roenicke, Josh 2002
 Roesch, Johnny 1943-44-46-47
 Rogers, Don 1980-81-82-83
 Rogers, Eric 1983-85-86



Mike Sherrard, 1982-85

Rogers, Greg 2017
 Rohlinger, George 1988
 Rohme, Mike 1992-93-94-95
 Rohrer, Robert 1943
 Roof, Mike 1964-65-66
 Roques, Aaron 1994-95-96-97
 Roques, Ryan 1996-97-98-99
 Rosario, Nelson 2008-09-10-11
 Rosen, Josh 2015-16-17
 Rosenkrans, Joe 1959-60-61
 Ross, Ben 1934
 Rossell, Eddie 1920-21
 Rosen, Josh 2015-16-17
 Rossi, Cal 1944-45-46-47
 Roskopf, Bob 1923
 Rossm, Jimmy 2007-08
 Rowell, Russell 1980-81
 Rowland, Gene 1945-46-47-48
 Rubinstein, Brian 2007
 Rubio, Chris 1994-95-96-97
 Rubio, Garrett 2009
 Ruckman, Jeff 1993-95-96-97
 Ruddy, Lorenz 1922
 Ruetters, Joe 1938-39
 Ruhl, Phillip 2011-12-13
 Rumbaou, Phil 1979
 Russell, Bob 1944-45-46-47
 Russo, Mario 1941
 Russom, Jerry 1927-28-29
 Rutledge, Craig 1983-84-85-86
 Ruziecki, Brian 2005-06
 Ryland, John 1936-37-38

S

Sabol, Joe 1950-51-52
 Saenz, Ernie 1977
 Saffer, Mike 1999-00-01-02
 Sailer, Chris 1995-96-97-98
 Saipale, Toa 1978-79-81-82
 Salsbury, Jim 1951-52-53-54
 Samuel, Colin 2017-18
 Sanchez, Chris 1992-94
 Sanchez, Lupe 1979-80-82-83
 Sandifer, Bill 1972-73
 Sandifer, Dominic 1988-91
 San Jose, Bobby 1987-88
 Sargent, Earl 1935-36
 Sarpy, James 1975-76-77
 Sarver, Joe 1933
 Sauter, Chad 1994-95-96-97
 Savage, Darius 2007-08-09-10
 Savaiinaea, Isaako 2013-14-15-16
 Savea, Tiaoalli 2021
 Schager, Darren 1991-92-93-94
 Schell, Walt 1935-36-37
 Schexnayder, Anthony 1987-88-89-90
 Schmidt, Mark 1986-87
 Schmidt, Pat 1975-76
 Schmitt, Mike 2008-09-10

Schneider, Bert 1946
 Schoner, Bob 1963
 Schroeder, Cliff 1948-49
 Schroeder, Jay 1980
 Schroeder, Robert 1934-35-36
 Schroller, Karl 1992-93-94
 Schuh, Charlie 2005
 Schuhmann, Charlie 1972-73-74
 Schwab, Thomas 2016
 Schwartz, Randy 1962
 Schwenk, Vic 1946
 Sciarra, John 1972-73-74-75
 Sciarra, John 2002
 Scribner, Bob 1970-71-72
 Scott, Burness 1981-82
 Scott, Eric 1995-96-97
 Scott, Tyler 1995
 Scott, Tyler 2014-15
 Searl, Adam 2014-16
 Seidman, Mike 1999-00-01-02
 Selecky, Mark 1987
 Sellers, Damian 2020-21
 Senteno, Rick 1978-79
 Sergel, Jack 1922
 Sermons, Brandon 2009-11-12-13
 Serwanga, Wasswa 1996-97
 Settles, Gene 1972-73-74
 Sharpe, Luis 1978-79-80-81
 Shaw, Jay 2018-19-20-21
 Shaw, Meech 1989-90
 Shaley, Dale 1974
 Sheller, Henry 1944-46
 Sheller, Sean 2010-11
 Shelton, Ken 1991-92
 Sheppard, Craig 2007-09
 Sherrard, Mike 1982-83-84-85
 Shinnick, Don 1954-55-56
 Shinnick, Josh 1982-83-84-85
 Shipkey, Jerry 1944-46-47
 Shipman, Travis 1992-93-94-95
 Shirk, Marshall 1959-60-61
 Shoemaker, Steve 1975
 Shojima, Gyo 2016-17
 Short, Dick 1948-49-50
 Short, Keith 2000-01-02-03
 Shubin, John 1937
 Shubin, William 1939
 Siewierski, Jerzy 2007-08-09
 Simons, John 1944
 Simpson, Clifton 1927-28-29
 Simpson, David 1985
 Simpson, Robert 1939-40-41
 Simpson, Sherwood 1949
 Sims, Arthur 1970
 Sindell, Steve 1963-64
 Singler, Jake 1926-27-28
 Singleton, Ezell 1960-61-62



Matthew Slater, 2006-07

Skaggs, Nathaniel 2005-07-08
 Slagle, Larry 1965-66-67
 Slater, Matthew 2006-07
 Sloan, Steve 2008-09-10
 Smalley, Jayce 2018-19
 Smalley, Rod 1991-92-93-94
 Smalley, Steve 1967-68
 Smith, Arthur 1926-29
 Smith, Bobby 1959-60-61
 Smith, Brian 1979
 Smith, Charles 1930-31
 Smith, Chester 1929
 Smith, Damon 1996-97
 Smith, Dave 1957
 Smith, Earl 1959-60
 Smith, Earl 1984-85
 Smith, Eric 1984-85-86-88
 Smith, Frank 1943
 Smith, Hal 1955-56
 Smith, Jeff 1974-75
 Smith, John 1945
 Smith, John (Cappy) 1950-51-52
 Smith, John 1953-55
 Smith, Josh 2010-11
 Smith, Julian 1933-34
 Smith, Kevin 1988-89-90-91
 Smith, Lee 1977
 Smith, Mark 1976
 Smith, Martin 1919
 Smith, Milt 1940-41-42
 Smith, Nathan (Skip) 1958-59-60
 Smith, Ray 1957-58-59
 Smith, Rob 1961-62
 Smith, Ryan 2000-01-02-03
 Smith, Vic 1941-42-44
 Smith, Willie 1965-67
 Snead, William 2004-05-06-07
 Snelling, Ken 1941-42
 Snyder, Greg 1969-70-71
 Sochowski, Brad 2017
 Soenksen, Matt 1992-93-94-95
 Sogoiian, Justin 1995-96
 Solari, Al 1941-42
 Solid, Ken 1944-45
 Solomon, Edward 1927-29-30
 Soltis, John 1990
 Sommers, Jack 1938-39-40
 Sosnowski, Steve 1976-77
 Spalding, Scott 1988-89-90-91
 Sparlis, Al 1941-42-45
 Spaulding, William 1934-36
 Speight, Wilton 2018
 Spencer, Octavius 2015-16-17
 Spielman, Art 1942
 Spindler, Rich 1965-66-67
 Spurling, Dennis 1968-69
 Stable, Bach 1997

Stalwick, Don 1951-52-53
 Stamper, Bill 1945-48
 Stanley, Charles 1926
 Stanley, Jim 1960-62-63
 Stanley, Matt 1999-00-01
 Stanley, Steve 1965-66-67
 Starks, Jalen 2016-17
 Starks, Nate 2014-15-16
 Stauch, Scott 1977-78-79-80
 Stawisky, Sam 1933-34-35
 Steadman, Monte 1939
 Steel, Greg 1973
 Steele, Scott 1968
 Steffen, Art 1945-46-47-48
 Steffen, Jim 1957-58
 Steiner, Les 1946-47-48
 Stephens, Brandon 2016-17
 Stephens, Frank 1975-76-77
 Stephens, Jason 1998-99-00-01
 Stephens, Jimmy 2004-05
 Steponovich, Tony 1967
 Stevens, Bob 1959-60-61
 Stevens, Derek 1990-91-92-93
 Stevens, Matt 1983-84-85-86
 Stevens, William 1919-20
 Stevenson, Scott 1986-87
 Stewart, Brian 1994
 Stickel, Walter 1931-32
 Stiers, William 1943
 Stiles, Bob 1965
 Stifs, Bill 1951-52-53
 Stockert, Ernie 1950-51-52
 Stoeffen, Howard 1929
 Stokes, J.J. 1991-92-93-94
 Stokes, Reginald 2008-09-10
 Story, Al 1959
 Storey, Sam 1933-34
 Stout, Dave 1960-61-62
 Strauch, Andrew 2016
 Strawn, Dean 1944
 Stretz, Grady 1992-93-94-95
 Strode, Woody 1937-38-39
 Stromsberg, Kevin 2001
 Stroschein, Breck 1948-49-50
 Stuart, Shawn 1995-96-97-98
 Strycula, Joey 1997-98-99
 Sua, Stephen 1998-99-00-01
 Su'a-Filo, Xavier 2009-12-13
 Sublett, Ryan 2013
 Sullivan, John 1973-74-75
 Sullivan, Tom 1979-80-81-82
 Sutherland, Lester 1936-37-38
 Sutherland, Noah 2004-05-06-07
 Svensgaard, Ira 1945
 Sweet, Logan 2012-13-14-15
 Sweetland, Pat 1973-74
 Swick, Jim 1973-74
 Sykes, Jim 1964
 Sykes, Matt 2020-21

ALL-TIME LETTERWINNERS LIST

T
 Taber, Norman 1935-36
 Tagaloa, Boss 2016-17-18-19
 Tamborski, Steve 1970
 Tandy, John 1926
 Tata, Vae 1994-95-98
 Tava, Ainiu 2015-16-17
 Taupaki, Siale 2004
 Tauscheck, Russell 1944-45
 Tautofi, David 2002-03
 Tautolo, John 1977-78-79-80
 Tautolo, Ray 1979
 Tautolo, Terry 1974-75
 Taylor, Christian 2005-06-07
 Taylor, Eric 1964
 Taylor, Greg 1974-75-76
 Taylor, Junior 2002-03-04-06
 Taylor, Ryan 2010
 Taylor, Tommy 1982-83-84-85
 Tava, Ainiu 2016-17
 Tennell, Derek 1983-84-85-86
 Tenningkeit, Tim 1974-75-76
 Tepa, Iuta 2009-11
 Terry, John 1926
 Terry, Nick 2016-17
 Tetrick, Steve 1975-76-77
 Tevaga, Shannon 2004-05-06-07
 Theodore, Terry 1982-83-84-85
 Theriot, Trevor 2007-09
 Thigpen, Damien 2009-10-12-13
 Thoe, Rueben 1928-29-30
 Thomas, Cliff 1978-79
 Thomas, Jewell 1975-76
 Thomas, Jim 1951-52
 Thomas, Larry 1980-81-82
 Thomas, Robert 1998-99-00-01
 Thompkins, Glenn 1994-95-96-97
 Thompson, Almose 1960-61
 Thompson, Charles 2004
 Thompson, Danny 1985-86-87-88
 Thompson, Harry 1948-49
 Thompson, Iyree 2018
 Thompson-Robinson, Dorian 2018-19-20-21
 Thursby, Scott 1923-24
 Tibbs, Burt 1951
 Tiedemann, Bill 1963
 Tiesing, Scot 1979-81
 Tighe, Brian 1991-92-93
 Timmons, George 1924
 Tinsley, Phil 1946-47-48
 Titensor, Glen 1976-77
 Toalioa, Leni 2018-19-20
 Toalioa, Lokeni 2016-17-18-19
 Toia, Jay 2021
 Toland, Don 1940
 Toran, Najee 2015-16-17
 Townsell, Jojo 1979-80-81-82
 Toy, Maury 1988-89-90-91
 Treadaway, Jim 1982
 Treat, Ben 1958
 Trembley, Vic 1972
 Tretter, Ron 1966-68-69
 Tritt, Bill 1945
 Trotter, Harry 1933-34
 Troxel, William 1937
 Truesdell, Steve 1961-62-63
 Tuala, Situpe 1989-90
 Tuiasosopo, Manu 1975-76-77-78
 Tuinei, Mark 1978-79
 Tuoti-Manner, Jacob 2014-15-16-17
 Tumey, Terry 1984-85-86-87
 Tunney, Clayton 2010
 Turner, Eric 1987-88-89-90
 Turner, Jamil 2007
 Turner, Jimmy 1978-80-81-82
 Turner, Marcus 1985-86-87-88
 Turner, Travon 1996-97-98-99
 Turney, Grayson 1924-25
 Tyler, Ed 1942
 Tyler, Randy 1970-71-72
 Tyler, Wendell 1973-74-75-76

U
 Ulu-Perry, Fred 2015
 Umodu, Tobi 2010

V
 Van, Rodney 2004-05-06-07
 Vanderdoes, Eddie 2013-14-16
 Van Dyke, Alex 2014-15-16-17
 Vanis, Mike 1999-00
 Vannatta, Chuck 1943-44
 Vassar, Brad 1975
 Vaughns, JonJon 2020-21
 Veal, Zeno 1971
 Velasco, Alfredo 1986-87-88-89
 Velasco, Louis 1928
 Velega, Byron 2005
 Vena, Don 1959-60-61
 Verner, Alterraun 2006-07-08-09
 Vernoy, Terry 1970-71-72

Versen, Walter 1946
 Verti, Mark 1996-97-98
 Vieira, Steven 2001-02-03-04
 Viger, Joe 1938-39
 Villalobos, Ray 1986-87
 Villaneuva, Primo 1953-54
 Vinci, Zach 2014
 Viney, Courtney 2008-09-10
 Vlack, Russ 1946
 Von Sonn, Andy 1960-61-62
 Vujovich, Roy 1948-49

W
 Waddell, Tom 1972-73-74
 Waddleton, Tim 1994
 Wade, Elijah 2018
 Wade, Rick 2016-17-18
 Wadood, Jaleel 2014-15-16-17
 Wagner, Jim 1988-89-90
 Wahler, Jim 1985-86-87-88
 Wai, Francis 1937-38
 Waldron, Richard 1930
 Walen, Mark 1982-83-84-85
 Walendy, Craig 1995-96-97-98
 Walker, Bruce 1990-91-92
 Walker, John 1961-62-63
 Walker, Ken 1976-77-78
 Walker, Kenneth III 2012-14-15-16
 Walker, Kevin 1993-94-95
 Walker, Rick 1974-75-76
 Walker, Rob 1992-93-94-95
 Walker, Wesley 2002-03-04-05
 Wallace, Aaron 2012-13-14-15
 Wallace, Jim 1957-58-59
 Wallen, Dick 1956-57-58
 Walsh, Koby 2019
 Walter, Charlie 1920-21
 Walton, Bruce 1970-71-72
 Walton, Cyril 1925
 Walton, Gary 1992-93-94-95
 Ward, Chris 2010-11
 Ward, Jess 2006-07-08-09
 Ward, Phillip 1993-94-95-96
 Ware, Aaron 2006-07-08-09
 Ware, Matt 2001-02-03
 Ware, Tom 1965-66
 Wariboko-Alali, Josh 2016-17-18
 Warfield, Tim 2001-02-03-04
 Wargo, John 1971
 Warnell, DJ 2020
 Warnick, Russ 1984-85-86-87
 Washington, Daron 1991-92-93-94
 Washington, Kenny 1937-38-39
 Washington, James 1984-85-86-87
 Wassel, Doug 1984-85-86-87
 Waterfield, Bob 1941-42-44
 Waters, Gene 1995-96
 Watson, Bob 1948-49-50
 Watson, Jarvis 1995
 Watts, Jack 1944-46
 Way, Guy 1950
 Wayland, Cory 1989-90-91
 Webb, Josh 1997-98-99-00
 Webb, Micah 1997-98-99-00
 Weeden, Bob 1957-61
 Weisman, Mark 1997
 Weisstein, Julie 1949-50-51
 Weitzman, Bryan 2018
 Welch, Herb 1983-84
 Wellendorf, Leonard 1929-30-31
 Wentzel, Donald 1925-26
 Werner, Matt 1990-91-92-93
 Wescott, Walt 1921-22-23
 West, Bert 1944-45-46
 West, Doug 1981-82-83
 Westgate, Sean 2008-09-10-11
 Westland, Duke 1936
 Wetzel, Warren 1963
 Wheeler, Bob 1944-45
 White, Brett 1974-75
 White, Gordon 1922
 White, John 1962-63
 White Jr., Manuel 2001-02-03-04
 White, Roger 1953-54-55
 White, Tony 1997-98-99-00
 White, Torian 2012
 Whitebook, Milt 1939-40
 Whitenight, Tom 1985-86-87
 Whitfield, Clint 1956-57-58
 Whitfield, Eric 1996-97-98-99
 Whitley, Zach 2014
 Whitting, Jerry 1947
 Whittington, Aaron 2004-05-06-07
 Widmer, Don 1967-68-69
 Wiener, Herb 1940-41-42-43
 Wikert, Ryan 2000
 Wilcox, Bryan 1987-88
 Wilcox, Tom 1926-27
 Wilder, Marc 1988-89-90-91
 Wiley, Bryan 1981-82-83-84
 Wiley, Micheal 1996-97-98

Wilford, David 1998
 Wilkes, Rick 1969-70
 Wilkins, Ryan 1998-99-00
 Wilkerson, Bob 1948-49-50
 Wilks, Deon 1990
 Williams, Billy Bob 1935-36-37
 Williams, Charles 1931
 Williams, Dave 1950
 Williams, Derrick 2004-05-06
 Williams, Dokie 1978-79-80-82
 Williams, Donovan 2018
 Williams, Eddie 2009-10
 Williams, Greg 1973-74
 Williams, Jim 1974-76
 Williams, Julius 1998-99
 Williams, Kevin 1989-90-91-92
 Williams, Lewis 1952
 Williams, Michael 1989-90-91-92
 Williams, Rayshad 2019-20
 Williams, Robin 1939-40
 Williams, Rusty 1999-00-01-02
 Williams, Shaun 1994-95-96-97
 Williams, Steve 1973
 Williams, Steve 1981-82-83
 Willis, Brandon 2012-13
 Willis, Matt 2005-06
 Willis, Priest 2013-14
 Willmer, Brian 1994-95-96-97
 Willoughby, Howard 1930

Wills, Duane 1959-60
 Wills, Shawn 1988-89-90-91
 Wilson, Al 1984-85
 Wilson, Caleb 2016-17-18
 Wilson, Jordan 2017-18-19
 Wilson, Kirk 1956-57-58
 Wilton, Wilton 1933-34
 Windom, Glenn 1978-80-81
 Wingle, Blake 1980-81-82
 Winnek, John 1988-89-90-91
 Witcher, Dick 1964-65
 Witt, Dean 1943-44-46
 Woefie, Rod 1942-45
 Wollard, Ron 1976-77
 Womble, Wendell 1934
 Wood, John 1932
 Woodfin, London 1991-92-93-94
 Woods, Bill 1944-47
 Woods, Josh 2016-17-19
 Woolley, Don 1976
 Worley, Blake 1999-00
 Wright, Doc 1921
 Wrightman, Tim 1978-79-80-81
 Wyatt, Harold 1920
 Wyrick, Clestine 1936-37-38
 Wysocki, Ben 2012-13-14

Y
 Yandall, Wade 2011

Yankoff, Colson 2020-21
 Yearick, Clayton 1932-33
 Yelrich, Chris 1980-81-82-83
 Young, Chuck 1944
 Young, H. M. 1943
 Young, Kenny 2014-15-16-17
 Young, Mike 1981-82-83-84
 Young, Christian 2007-08-09-10
 Yturralde, Martin 1919
 Yurosek, Gary 1956

Z
 Zaby, Carl 1974-75
 Zaby, John 1936-39
 Zamano, Rosco 1996
 Zarubica, Mladin 1937-38-39
 Zdenek, Jason 1997-00
 Zelinka, Bob 1950-51
 Zeno, Eric 1987
 Zeno, Joe 1960-61-62
 Zeno, Lance 1987-88-89-90
 Zeno, Larry 1962-63-64
 Zilinskis, John 1988-90
 Zimmerman, Kurt 1965-66
 Zimmerman, Meyer 1929
 Zumwalt, Erick 2014
 Zumwalt, Jordan 2010-11-12-13
 Zwaneveld, Onno 1983-84-85-86

True Freshman Starters

Player	Pos.	Year
RJ Lopez (7)	KO	2020
Damian Sellers (5)	LB	2020
Luke Akers (7)	P	2020
Sean Rhyann (12)	OT	2019
Duke Clemens (7)	OG	2019
Jack Landherr IV (8)	LS	2019
Christaphany Murray (12)	C/OG	2018
Atonio Mafi (9)	DT	2018
Dorian Thompson-Robinson (8)	QB	2018
Darnay Holmes (10)	CB	2017
JJ Molson (10)	K	2016
Austin Kent (8)	P	2016
Johnny Den Bleyker (12)	LS	2016
Josh Rosen (13)	QB	2015
Jaleel Wadood (8)	S	2014
Caleb Benenoch (9)	OT	2013
Sean Covington (13)	P	2013
Myles Jack (12)	LB/RB	2013
Eddie Vanderdoes (7)	DL	2013
Alex Redmond (13)	OG	2013
Ka'imi Fairbairn (14)	K	2012
Simon Goines (13)	OT	2012
Owamagbe Odighizuwa (6)	DE	2010
Xavier Su'a-Filo (13)	OT	2009
Sheldon Price (11)	CB	2009
Rahim Moore (12)	FS	2008
Taylor Embree (8)	WR	2008
Jeff Baca (8)	OT	2008
Cory Harkey (7)	TE	2008
Brian Price (5)	DT	2007
Chase Moline (9)	DT	2005
Shannon Tevaga (6)	OG	2004
Jarrad Page (10)	S	2002
Matt Ware (11)	CB	2001
Nate Fikse (11)	P	1999
Ricky Manning, Jr. (9)	CB	1999
Markus Anderson (5)	CB	1997
Cheyane Caldwell (5)	FB	1995
Cade McNown (9)	QB	1995
Chris Sailer (12)	P	1995
Javelin Guidry (4)	CB	1994
Jonathan Ogden (5)	OT	1992
Carlton Gray (8)	CB	1989
John Lee (12)	K	1982
Lupe Sanchez (8)	CB	1979
Norm Johnson (12)	K	1978†
Kenny Easley (10)	FS	1977
Billy Don Jackson (7)	DL	1977
Manu Tuiasosopo (5)	DL	1975
Ray Burks (8)	TE	1973

(† Had to start more games than anyone else at the position to be listed)
 † Kickoffs only, as a freshman

Redshirt Freshman Starters

Player	Pos.	Year
Nicholas Barr-Mira	K	2020
Kyle Phillips	WR	2019
Elisha Guidry	S	2019
Odua Isibor	LB	2018
Elijah Gate	CB	2018
Michael Alves	OG	2017
Andre James	OT	2016
Eldridge Massington	REC	2014
Ishmael Adams	CB	2013
Jake Brendel	C	2012
Brett Hundley	QB	2012
Toran White	OT	2012
Tevin McDonald	S	2011
Keenan Graham	DE	2010
Kevin Prince	QB	2009
Johnathan Franklin	TB	2009
Jeff Locke	P	2009

Player	Pos.	Year
Steve Sloan	LB	2008
Mike Harris	OT	2008
Kai Forbath	K	2007
Reggie Carter	LB	2006
Aleksey Lanis	OT	2006
Aaron Perez	P	2005
Justin Medlock	K	2003
Tyler Ebell	TB	2002
Spencer Havner	LB	2002
Mike McCloskey	C	2002
Eyoseph Efseaff	OG	2001
Rodney Leisle	DT	2000
Cory Paus	QB	1999
Mike Saffer	OG	1999
Rusty Williams	DE	1999
Blake Worley	OT	1999
Santi Hall	LB	1998
Ryan Nece	LB	1998
Jason Stephens	SS	1998
Kris Farris	LB/RB	1996
Chad Overhauser	OT	1994
Bjorn Merten	K	1993
Donnie Edwards	OLB	1992
Carl Greenwood	CB	1991
Craig Novitsky	OT	1990
Vaughn Parker	OT	1990
Tommy Maddox	QB	1990
Courtney Keyler	P	1990
Bret Johnson	QB	1989
Matt Darby	SS	1988
Alfredo Velasco	K	1986
Dennis Price	SS	1984
James Washington	FS	1984
Kevin Buenafe	P	1981
Jojo Townsell	FL	1979

Four-Year Starters

Player	Pos.	Years
Dorian Thompson-Robinson	QB	2018-present
Johnny DenBleyker	LS	2015-19
Scott Guessenberry	C	2013-17
Jaleel Wadood	DB	2014-17
Jake Brendel (school-best 52 starts)	C	2012-15
Ka'imi Fairbarin	K	2012-15
Jeff Baca	OG/T	2008-09, 11-12
Johnathan Franklin	RB	2009-12
Jeff Locke	P	2009-12
Sheldon Price	CB	2009-12
Kai Forbath	K	2007-10
Christian Yount	LS	2007-10
Reggie Carter	LB	2006-09
Trey Brown	CB	2004-07
Shannon Tevaga	OG	2004-07
Justin Medlock	K	2003-06
Jarrad Page	SS	2002-05
Nate Fikse	P	1999-02
Ricky Manning, Jr.	CB	1999-02
Cory Paus	QB	1999-02
Mike Saffer	OT	1999-02
Ryan Nece	LB	1998-01
Cade McNown	QB	1995-98
Chad Overhauser	OT	1994-97
Bjorn Merten	K	1993-96
Jonathan Ogden	OT	1992-95
Craig Novitsky	OG	1990-93
Vaughn Parker	OT	1990-93
Carlton Gray	CB	1989-92
Matt Darby	SS	1988-91
Alfredo Velasco	K	1986-89
James Washington	FS	1984-87
John Lee	K	1982-85
Kevin Buenafe	P	1981-84
Lupe Sanchez	CB	1979-80, 82-83

All starter lists are 1972-Present

BOWL HISTORY

Rose Bowl

Georgia 9, UCLA 0 • January 1, 1943

PASADENA, Calif. — UCLA's first ever bowl appearance did not end on a successful note, as the Bulldogs defeated the Bruins. Playing one of its best games of the season, UCLA held the Bulldogs scoreless for three quarters. However, the powerful UGA defense held the Bruins without any points as well. On the first play of the fourth quarter, Georgia's Red Boyd blocked Bob Waterfield's punt deep in the end zone for a safety. Georgia later added a touchdown following an interception of a Waterfield pass by Clyde Ehrhardt. The Bulldogs' All-American Frankie Sinkwich powered over from the one-yard line for the lone touchdown in the contest.

Scoring

Georgia	0	0	0	9	—	9
UCLA	0	0	0	0	—	0

Attendance: 90,000.

Scoring: UGA—Red Boyd blocks Bob Waterfield's punt for an automatic safety. UGA—Frankie Sinkwich, 1-yard run. Leo Costa converts.

Georgia		UCLA
24	First Downs	5
61/212	Carries/Net Yards Rushing	26/97
161	Net Yards Passing	62
30/12/2	Passes Att./Comp./Int.	15/4/4
91/373	Total Plays/Total Yards	41/159

Top Individuals

Rushing — Trippi (G) 27-115-0; Snelling (U) 5-41-0; Sinkwich (G) 11-33-1.

Rose Bowl

Illinois 45, UCLA 14 • January 1, 1947

PASADENA, Calif. — The Bruins scored their first-ever post-season points when quarterback Ernie Case scored on a sneak to give the Bruins a slim 7-6 first-quarter lead. However, it was the fourth-ranked Illini who tallied quickly and often, outscoring unranked UCLA 39-7 from that point on en route to a 45-14 victory. Illinoi dominated the Bruins on the ground, compiling 320 yards to the Bruins 62. UCLA's Al Hoisch returned Illinois kicker Don Maechtlet's kickoff 103 yards, establishing a Rose Bowl record which still stands today.

Scoring

Illinois	6	19	0	20	—	45
UCLA	7	7	0	0	—	14

Attendance: 93,000.

Scoring: IL—Julius Rykovich, 1-yard run. Kick failed. UCLA—Ernie Case, 1-yard sneak. Case converts. IL—Buddy Young, 2-yard run. Don Maechtlet converts. IL—Paul Patterson 4-yard run. Kick failed. IL—Perry Moss 1-yard sneak. Kick blocked. UCLA—Al Hoisch returns Maechtlet's kickoff 103 yards. Case converts. IL—Young, 1-yard run. Maechtlet converts. IL—Ruck Steger, 68-yard interception return. Kick failed. IL—Stan Green, 20-yard interception return. Maechtlet converts.

Illinois		UCLA
23	First Downs	12
64/320	Carries/Net Yards Rushing	32/62
78	Net Yards Passing	176
15/4/2	Passes Att./Comp./Int.	29/13/4
79/398	Total Plays/Total Yards	61/238

Top Individuals

Rushing — Rykovich (I) 18-103-1; Young (I) 20-103-2; Patterson (I) 5-57-1; Hoisch (U) 4-27-0; Rossi (U) 10-23-0; Passing — Case (U) 24-11-2-165-0; Moss (I) 8-3-0-65-0.

Rose Bowl

Michigan State 28, UCLA 20 • January 1, 1954

PASADENA, Calif. — Fifth-ranked UCLA completely dominated the first half of the game and capitalized on two Spartan fumbles to score the first 14 points in the contest. However, a missed blocking assignment allowed MSU's Ellis Duckett room to block a Paul Cameron kick and score from the Bruin six-yard line with 4:45 left in the half. The Bruins left the field at halftime ahead 14-7 after allowing No. 3 Michigan State only one completed pass, for a seven-yard loss, and a net gain of 56 total yards.

MSU outscored the Bruins 14-0 after two long third quarter drives to grab a 21-14 lead. After another Spartan fumble, Cameron connected on a 28-yard pass to Rommie Loudd who made a great leaping catch. The reception pulled the Bruins to within one point, 21-20 with 12:36 to play in the fourth quarter. UCLA failed on its conversion attempt, leaving the Spartans clinging to a one-point

lead. Bruin hopes of regaining the lead were thwarted when Billy Wells returned a Cameron punt 62 yards for a touchdown with 4:51 left in the game.

Scoring

Michigan State	0	7	14	7	—	28
UCLA	7	7	0	6	—	20

Weather: Sunny. Attendance: 100,500.

Scoring: UCLA—Bill Stits 13-yard pass from Paul Cameron. John Hermann converts. UCLA—Cameron, 2-yard run. Hermann converts. MSU—Ellis Duckett, 6-yard blocked punt return. Evan Slonac converts. MSU—LeRoy Bolden, 1-yard run. Slonac converts. MSU—Billy Wells, 2-yard run. Slonac converts. UCLA—Rommie Loudd, 28-yard pass from Cameron passes 28 yards to Rommie Loudd. Kick failed. MSU—Wells, 62-yard punt return. Slonac converts.

Michigan State		UCLA
14	First Downs	16
53/195	Carries/Net Yards Rushing	40/90
11	Net Yards Passing	152
10/2/1	Passes Att./Comp./Int.	24/9/2
63/206	Total Plays/Total Yards	64/242

Top Individuals

Rushing — Wells (M) 14-80-1; Bolden (M) 14-52-1; Stits (U) 5-25-0; Davenport (U) 8-22-0; Dailey (U) 7-20-0; Villaneuva (U) 5-17-0; Passing — Cameron (U) 22-9-1-152-2; Yewcic (M) 8-2-1-11-0; Receiving — Stits (U) 2-46-1; Hermann (U) 2-15-0; Heydenfeldt (U) 1-33-0; Loudd (U) 1-28-1; Bolden (M) 1-18-0.

Rose Bowl

Michigan State 17, UCLA 14 • January 1, 1956

PASADENA, Calif. — David Kaiser's field goal with seven seconds remaining provided a sensational finish to a spectacular game as the second-ranked Spartans earned a 17-14 decision over fourth-ranked UCLA. The Bruins scored first when fullback Bob Davenport scored from the two-yard line four plays after Jim Decker picked off an Earl Morrall pass. Michigan State scored the next two touchdowns but the Bruins tied the score at 14 in the fourth quarter when Doug Peters dove over from the one-yard line. With time running out in the game, UCLA was called for an intentional grounding infraction which pushed the ball back to its own one-yard line. A poor punt gave the Spartans the ball at the UCLA 40. However, the Bruins were cited for interference with the kick returner and the Spartans received the ball at the Bruin 19, setting up Kaiser's game-winning 41-yard field goal.

Scoring

Michigan State	0	7	0	10	—	17
UCLA	7	0	0	7	—	14

Attendance: 100,809.

Scoring: UCLA—Bob Davenport, 2-yard run. Jim Decker converts. MSU—Clarence Peaks, 13-yard pass from Earl Morrall. Gerald Planutis converts. MSU—John Lewis, 67-yard pass from Peaks. Planutis converts. UCLA—Doug Peters, 1-yard run. Decker converts. MSU—David Kaiser, 41-yard field goal.

Michigan State		UCLA
18	First Downs	13
50/251	Carries/Net Yards Rushing	42/136
33	Net Yards Passing	61
18/6/2	Passes Att./Comp./Int.	10/2/1
68/381	Total Plays/Total Yards	52/197

Top Individuals

Rushing — Kowalczyk (M) 13-88-0; Planutis (M) 12-66-0; S. Brown (U) 14-63-0; Davenport (U) 10-26; Passing — Knox (U) 8-2-1-61-0; Morrall (M) 15-4-2-38-1; Peaks (M) 2-1-0-67-1; Receiving — Peaks (M) 3-40-1; Decker (U) 1-47; Loudd (U) 1-14.

Rose Bowl

Minnesota 21, UCLA 3 • January 1, 1962

PASADENA, Calif. — With 16 players returning from their 1961 Rose Bowl loss, the Golden Gophers were primed and ready for the 1962 edition, and they used that experience to defeat the Bruins, 21-3. The Bruins opened the scoring when Bobby Smith kicked a 28-yard field goal at the 8:40 mark of the first quarter. However, that was all the offense the Bruins could muster and Minnesota scored touchdowns in the first, second, and fourth quarters.

Scoring

Minnesota	7	7	0	7	—	21
UCLA	3	0	0	0	—	3

Weather: Sunny. Attendance: 98,214.

Scoring: UCLA—Bobby Smith, 28-yard field goal. MINN—Sandy

Stephens, 1-yard run. Tom Loechler converts. MINN—Bill Munsey, 3-yard run. Loechler converts. MINN—Stephens, 2-yard run. Loechler converts.

Minnesota		UCLA
21	First Downs	8
55/222	Carries/Net Yards Rushing	34/55
75	Net Yards Passing	52
11/7/0	Passes Att./Comp./Int.	8/5/0
66/297	Total Plays/Total Yards	42/107

Top Individuals

Rushing — Alexander (U) 10-48-0; Stephens (M) 12-46-2; Dickson (M) 12-45-0; Smith (U) 10-8-0. Passing — Stephens (M) 11-7-0-75-0; B. Smith (U) 5-2-0-22-0; Singleton (U) 2-2-0-18-0. Receiving — Alexander (U) 3-26-0; Cairns (M) 2-24-0; Zeno (U) 1-14-0; Hauck 1-12-0.

Rose Bowl

UCLA 14, Michigan State 12 • January 1, 1966

PASADENA, Calif. — Fifth-ranked UCLA earned its first Rose Bowl victory by upsetting No. 1-ranked and previously unbeaten, Michigan State. Quarterback Gary Beban ran for two touchdowns and threw for 147 yards in leading the Bruins to victory. UCLA took a 7-0 lead on the first play of the second quarter on a one-yard run by Beban after John Erquiaga had recovered a fumbled punt return. A successful onside kick was recovered by Dallas Grider at the MSU 42-yard line. A 21-yard run by Mel Farr and a 20-yard pass from Beban to Kurt Altenberg gave the Bruins the ball at the one-yard line. On the next play, with 11:50 left in the first half, Beban sneaked in for a touchdown and a 14-0 lead. Michigan State finally got on the scoreboard in the fourth quarter when Bob Apisa scored on a 38-yard run at the 6:13 mark but the Spartans failed on a two-point pass attempt. On the next series, Bubba Smith partially blocked Larry Cox's punt to give MSU the ball at the UCLA 49. Steve Juday finished off a 14-play scoring drive with a one-yard sneak with 31 seconds to play. Bob Stiles and Grider stopped Apisa short of the goal line on the two-point try.

Scoring

Michigan State	0	0	0	12	—	12
UCLA	0	14	0	0	—	14

Weather: Sunny 65°. Attendance: 100,087.

Scoring: UCLA—Gary Beban, 1-yard run. Kurt Zimmerman converts. UCLA—Beban, 1-yard run. Zimmerman converts. MSU—Bob Apisa, 38-yard run. Steve Juday's pass failed. MSU—Juday, 1-yard run. Apisa run failed.

Michigan State		UCLA
13	First Downs	10
46/204	Carries/Net Yards Rushing	41/65
110	Net Yards Passing	147
22/8/3	Passes Att./Comp./Int.	20/8/0
68/314	Total Plays/Total Yards	61/212

Top Individuals

Rushing — C. Jones (M) 20-113-0; Apisa (M) 4-49-1; Lee (M) 15-41-0; Farr (U) 10-36-0; Beban (U) 25-14-2; Horgan (U) 5-12-0. Passing — Beban (U) 20-8-0-147-0; Juday (M) 18-6-3-80-0; Raye (M) 4-2-0-30-0. Receiving — Washington (M) 4-81-0; Altenberg (U) 3-55-0; Nelson (U) 2-29-0.

Rose Bowl

UCLA 23, Ohio State 10 • January 1, 1976

PASADENA, Calif. — On Jan. 1, 1976, the 11th-ranked Bruins returned to Pasadena to take on Woody Hayes' top-ranked Ohio State Buckeyes and two-time Heisman Trophy winner Archie Griffin. During a first half in which Ohio State had the ball for 20 of the 24 minutes, kicker Tom Klaban provided the only points with a second-quarter field goal, giving the Buckeyes a 3-0 halftime lead. The Bruins tied the game early in the third quarter on a 33-yard field goal by Brett White. On UCLA's next possession, John Sciarra and Wally Henry hooked up on a 16-yard touchdown play. Late in the third quarter, Sciarra and Henry combined for a 67-yard touchdown play. OSU's Pete Johnson countered with a three-yard touchdown but Wendell Tyler, who rushed for 172 yards, countered with a 54-yard touchdown. Sciarra was named Rose Bowl MVP for completing 13-of-19 passes for 212 yards and two touchdowns.

Scoring

Ohio State	3	0	0	7	—	10
UCLA	0	0	16	7	—	23

Weather: Clear 60°. Attendance: 105,464.

Scoring: OSU—Tom Klaban, 42-yard field goal. UCLA—Brett White, 33-yard field goal. UCLA—Wally Henry, 16-yard pass from

BOWL HISTORY

John Sciarra. White kick failed. UCLA—Henry, 67-yard pass from Sciarra. White converts. OSU—Pete Johnson, 3-yard run. Klaban converts. UCLA—Wendell Tyler, 54-yard run. White converts.

Oho State	UCLA	
20	First Downs	19
51/208	Carries/Net Yards Rushing	47/202
90	Net Yards Passing	212
18/7/2	Passes Att./Comp./Int.	19/13/2
69/298	Total Plays/Total Yards	66/414

Top Individuals

Rushing — Tyler (U) 21-172-1; Griffin (O) 17-93-0; Johnson (O) 19-70-1. Passing — Sciarra (U) 19-13-2-212-2; Greene (O) 18-7-2-90-0; Receiving — Henry (U) 5-113-2; Andersen (U) 3-39-0; Baschnagel (O) 3-26-0.

Liberty Bowl

Alabama 36, UCLA 6 • December 20, 1976

MEMPHIS, Tenn. — The 1976 Liberty Bowl marked the first time the Bruins participated in a bowl game other than the Rose, but were soundly defeated by the Crimson Tide in a game played in windy and near-freezing conditions. No. 16 Alabama took control early, scoring 17 first quarter points on a Bruin team that had allowed only 23 all year. Alabama pulled away to a 30-0 lead before running back Theotis Brown dashed 61 yards for the lone score by the No. 7 Bruins. UCLA totaled 380 offensive yards, but committed four turnovers and was stopped on downs inside the Alabama five-yard line on two occasions. Brown (1,092) and Wendell Tyler (1,003) became the school's first twin-thousand yard rushers for a season during the contest.

Scoring

Alabama	17	7	3	9	—	36
UCLA	0	0	0	6	—	6

Weather: Windy 34°. Attendance: 52,736.

Scoring: ALA—Buckey Berrey, 37-yard field goal. ALA—Barry Krauss 44-yard interception return. Berrey converts. ALA—Johnny Davis, 2-yard run. Berrey converts. ALA—Jack O'Rear, 20-yard pass from Tony Nathan. Berrey converts. ALA—Berrey, 25-yard field goal. ALA—Berrey, 28-yard goal. UCLA—Theotis Brown 61-yard run. Corral kick failed. ALA—Rick Watson, 1-yard run. Berrey pass failed.

Alabama	UCLA	
23	First Downs	17
52/268	Carries/Net Yards Rushing	49/233
104	Net Yards Passing	147
11/8/0	Passes Att./Comp./Int.	18/10/3
63/372	Total Plays/Total Yards	67/380

Top Individuals

Rushing — Brown (U) 16-102-1; Nathan (A) 9-67-0; Dankworth (U) 15-60-0; Tyler (U) 17-59-0; Davis (A) 11-59-1. Passing — Dankworth (U) 17-10-3-147-0; Rutledge (A) 7-5-0-53-0. Receiving — Brown (U) 3-24-0; Newsome (A) 2-13-0; Walker (U) 2-44-0; O'Rear (A) 2-16-1; Neal (A) 2-45-0.

Fiesta Bowl

UCLA 10, Arkansas 10 • December 25, 1978

TEMPE, Ariz. — On Christmas day in Tempe, AZ, the 15th-ranked Bruins and eighth-ranked Razorbacks played to a 10-10 tie. Running back James Owens totaled 121 yards and Theotis Brown added 84 more as offensive standouts for the Bruins. After Arkansas grabbed a 10-0 halftime lead, the Bruin defense took charge, and the offense produced the game-tying points in the second half on a field goal by Peter Boormeester and a 15-yard run by quarterback Steve Bukich, making his only start of the season.

Scoring

Arkansas	0	10	0	0	—	10
UCLA	0	0	3	7	—	10

Weather: Sunny 70°. Attendance: 55,202.

Scoring: ARK—Roland Sales, 4-yard run. Ismael Ordenez converts. ARK—Ordenez, 37-yard field goal. UCLA—Peter Boormeester, 41-yard field goal. UCLA—Steve Bukich, 15-yard run. Boormeester converts.

Arkansas	UCLA	
19	First Downs	14
51/200	Carries/Net Yards Rushing	55/255
78	Net Yards Passing	61
24/13/2	Passes Att./Comp./Int.	11/4/2
75/278	Total Plays/Total Yards	66/316

Top Individuals

Rushing — Owens (U) 17-121-0; Cowins (A) 24-89-0; Brown (U) 11-84-0. Passing — Calcagni (A) 16-11-0-49-0; Bukich (U) 11-4-2-61-0. Receiving — Clay (A) 3-11-0; Eckwood (A) 3-(-1)-0; Reece (U) 2-36-0. Tackles — Muro (U) 19; Robinson (U) 15; Tuiasosopo (U) 13.

Bluebonnet Bowl

Michigan 33, UCLA 14 • December 31, 1981

HOUSTON, Texas — In what would be their last bowl defeat for over a decade, No. 19 UCLA was held to 33 yards rushing in the 33-14 loss to No. 16 Michigan. Despite its inability to move the ball, UCLA trailed by only five points midway through the final period. With 7:37 remaining in the contest, the Bruins closed to within 19-14 when Tom Ramsey threw his second touchdown pass of the game, 16th of the year, covering nine yards to Tim Wrightman. Michigan answered with a couple of touchdowns in the final five minutes, including one with just eight seconds remaining in the game, to produce the deceptively large final margin.

Scoring

Michigan	10	0	3	20	—	33
UCLA	0	0	7	7	—	14

Weather: 72° (indoors). Attendance: 40,309.

Scoring: MICH—Ali Haji-Sheikh, 24-yard field goal. MICH—Anthony Carter, 50-yard pass from Steve Smith. Haji-Sheikh converts. UCLA—Jojo Townsell, 17-yard pass from Tom Ramsey. Norm Johnson converts. MICH—Haji-Sheikh, 47-yard field goal. MICH—Butch Woolfolk, 1-yard run. Run failed. UCLA—Tim Wrightman, 9-yard pass from Ramsey. Johnson converts. MICH—Smith, 9-yard run. Haji-Sheikh converts. MICH—B.J. Dickey, 5-yard run. Haji-Sheikh converts.

Michigan	UCLA	
25	First Downs	14
54/315	Carries/Net Yards Rushing	33/33
168	Net Yards Passing	162
16/10/0	Passes Att./Comp./Int.	26/12/2
70/483	Total Plays/Total Yards	61/195

Top Individuals

Rushing — Woolfolk (M) 27-186-1; Smith (M) 10-64-1; Nelson (U) 18-33-0. Passing — Smith (M) 15-9-0-152-1; Ramsey (U) 25-12-1-162-2. Receiving — Carter (M) 6-127-1; Carney (U) 5-89-0; Townsell (U) 3-37-1. Tackles — Rogers (U) 13; Montgomery (U) 11.

Rose Bowl

UCLA 24, Michigan 14 • January 1, 1983

PASADENA, Calif. — The fifth-ranked Bruins began their record-setting bowl streak by defeating the 19th-ranked Michigan Wolverines, 24-10, in the 1983 Rose Bowl. Earlier in the year, the two teams had played in Ann Arbor and the Bruins had rallied from a 21-0 second-quarter deficit for a 31-27 victory. UCLA, 9-1-1 during the regular season, outscored the Wolverines 10-0 in the first half on Tom Ramsey's one-yard touchdown run and John Lee's 39-yard field goal. Michigan closed the gap to three points early in the third quarter, but Danny Andrews countered with a nine-yard touchdown scamper. The Bruins put the game out of reach with just over eight minutes remaining when Blanchard Montgomery intercepted a pass and returned it 11 yards to make the score 24-7. Ramsey was voted Player of the Game, completing 18 of 25 passes for 162 yards.

Scoring						
Michigan	0	0	7	7	—	14
UCLA	7	3	7	7	—	24

Weather: Clear 70°. Attendance: 104,991.

Scoring: UCLA—Tom Ramsey, 1-yard run. John Lee converts. UCLA—Lee kicks 39-yard field goal. MICH—Eddie Garrett, 1-yard pass from Dave Hall. Ali Haji-Sheikh converts. UCLA—Danny Andrews, 9-yard run. Lee converts. UCLA—Blanchard Montgomery 11-yard interception return. Lee converts. MICH—Dan Rice, 4-yard pass from Hall. Haji-Sheikh converts.

Michigan	UCLA	
19	First Downs	19
38/110	Carries/Net Yards Rushing	47/181
209	Net Yards Passing	162
34/19/3	Passes Att./Comp./Int.	25/18/0
72/319	Total Plays/Total Yards	72/343

Top Individuals

Rushing — Ricks (M) 23-88-0; Nelson (U) 11-48-0; Cephus (U) 8-46-0; Andrews (U) 12-42-1. Passing — Ramsey (U) 25-18-0-162-0; Hall (M) 24-13-2-155-2; Smith (M) 9-6-0-54-0. Receiving — Bergmann (U) 6-48-0; Dunaway (M) 5-110-1; Carter (M)

5-59-0; Townsell (U) 4-45-0. Tackles — Rogers (U) 11; Montgomery (U) 9; Knowles (U) 9.

Rose Bowl

UCLA 45, Illinois 9 • January 2, 1984

PASADENA, Calif. — Unranked UCLA won its fourth straight Rose Bowl, upsetting highly-favored No. 4 Illinois (10-1 entering the game). Quarterback Rick Neuheisel, who was ill the previous night, was the star, completing 22 of 31 passes for 298 yards and four touchdowns. Don Rogers' interception 43 seconds into the game led to Neuheisel's first TD pass, a three-yarder to Paul Bergmann. After an Illini field goal made the score 7-3, UCLA scored 21 points in the next eight minutes. Kevin Nelson ran 28 yards for a score, Neuheisel found Karl Dorrell with a 16-yard TD pass following another Rogers interception and Mike Young's 53-yard touchdown reception made it 28-3 at intermission. Neuheisel tossed another touchdown pass to Dorrell in the second half and the Bruins added a final touchdown to make the final score 45-9.

Scoring

Illinois	0	3	0	6	—	9
UCLA	7	21	10	7	—	45

Weather: Sunny 84°. Attendance: 103,217.

Scoring: UCLA—Paul Bergmann, 3-yard pass from Rick Neuheisel. John Lee converts. IL—Chris White, 41-yard field goal. UCLA—Kevin Nelson 28-yard run. Lee converts. UCLA—Karl Dorrell, 16-yard pass from Neuheisel. Lee converts. UCLA—Mike Young, 53-yard pass from Neuheisel. Lee converts. UCLA—Dorrell, 15-yard pass from Neuheisel. Lee converts. UCLA—Lee, 29-yard field goal. IL—Thomas Rooks, 5-yard pass from Jack Trudeau. Pass failed. UCLA—Bryan Wiley, 8-yard run. Lee converts.

Illinois	UCLA	
16	First Downs	27
17/0	Carries/Net Yards Rushing	52/213
205	Net Yards Passing	298
47/25/4	Passes Att./Comp./Int.	31/22/0
64/205	Total Plays/Total Yards	83/511

Top Individuals

Rushing — Cephus (U) 12-86-0; Nelson (U) 18-69-1. Passing — Neuheisel (U) 31-22-0-298-4; Trudeau (I) 39-23-3-178-1. Receiving — Williams (I) 10-88-0; Rooks (I) 6-35-1; Young (U) 5-129-1; Dorrell (U) 5-61-2. Tackles — Knowles (U) 10; Taylor (U) 7; Rogers (U) 6.

Fiesta Bowl

UCLA 39, Miami 37 • January 1, 1985

TEMPE, Ariz. — UCLA, ranked 14th, rallied from a fourth-quarter deficit to earn its third consecutive New Year's Day victory, defeating 13th-ranked Miami 39-37, in the Fiesta Bowl. Tailback Gaston Green, in his first career start, rushed for 144 yards and scored two touchdowns and was named Offensive Player of the Game. James Washington intercepted his fifth pass of the year to earn Defensive Player of the Game honors. With Miami leading 21-7 in the second quarter, Green's 72-yard run and two John Lee field goals gave UCLA a 22-21 halftime lead. Miami rallied, taking a 37-36 lead with 2:58 remaining, but Steve Bono moved the Bruins down the field and Lee kicked a 22-yard field goal for the winning points. Miami mounted one last charge but Terry Turney forced a fumble after a sack of Bernie Kosar to seal the win.

Scoring

Miami	14	7	3	13	—	37
UCLA	7	15	7	10	—	39

Weather: Sunny 51°. Attendance: 60,310.

Scoring: UCLA—Gaston Green, 6-yard run. John Lee converts. MIA—Darryl Oliver 34-yard run. Greg Cox converts. MIA—Ed Brown, 68-yard punt return. Cox converts. MIA—Brian Blades, 48-yard pass from Bernie Kosar. Cox converts. UCLA—Green 72-yard run. Lee converts. UCLA—Shinnick tallies safety. UCLA—Lee, 51-yard field goal. UCLA—Lee, 33-yard field goal. MIA—Cox, 31-yard field goal. UCLA—Mike Sherrard, 10-yard pass from Steve Bono. Lee converts. UCLA—Mike Young, 33-yard pass from Bono. Lee converts. MIA—Melvin Bratton, 19-yard run. Kosar pass failed. MIA—Bratton, 3-yard pass from Kosar. Cox converts. UCLA—Lee kicks 22-yard field goal.

Miami	UCLA	
23	First Downs	20
33/129	Carries/Net Yards Rushing	44/161
294	Net Yards Passing	243
44/31/1	Passes Att./Comp./Int.	27/18/0
77/423	Total Plays/Total Yards	61/404

BOWL HISTORY

Top Individuals

Rushing — Green (U) 21-144-2; Oliver (M) 8-75-1; Bratton (M) 12-56-2. Passing — Bono (U) 27-18-0-243-2; Kosar (M) 44-31-1-294-2. Receiving — Bratton (M) 9-42-1; W. Smith (M) 8-61-0; Sherrard (U) 5-94-1; Green (U) 5-47-0. Tackles — Price (U) 10; Taylor (U) 8; Washington (U) 7.

Rose Bowl

UCLA 45, Iowa 28 • January 1, 1986

PASADENA, Calif. — Redshirt freshman Eric Ball rushed for 227 yards, the second-highest total in Rose Bowl annals, and four touchdowns to lead 13th-ranked UCLA to a 45-28 victory, its fourth in as many years on New Year's Day. The tailback was not the only star of the day. Junior quarterback Matt Stevens, starting in place of injured David Norrie, completed 16 of 26 passes for 189 yards and one touchdown and scored UCLA's last TD on a fourth-quarter sneak. James Washington, Tommy Taylor and Ken Norton, with 10 tackles each, led a Bruin defense that limited the fourth-ranked Hawkeyes to 13 points during a 45-minute span in which the Bruin offense was scoring 45 points.

Scoring	lowa	7	3	7	11	—	28
UCLA	10	14	7	14	—	45	

Weather: Overcast 71°. Attendance: 103,292.

Scoring: IOWA—David Hudson, 1-yard run. Rob Houghtlin converts. UCLA—Eric Ball, 30-yard run. John Lee converts. UCLA—Lee, 42-yard field goal. IOWA—Houghtlin, 24-yard field goal. UCLA—Ball, 40-yard run. Lee converts. UCLA—Ball, 6-yard run. Lee converts. IOWA—Chuck Long 4-yard run. Houghtlin converts. UCLA—Mike Sherrard, 6-yard pass from Matt Stevens. Lee converts. UCLA—Ball, 32-yard run. Lee converts. IOWA—Houghtlin, 52-yard field goal. UCLA—Stevens, 1-yard run. Lee converts. IOWA—Bill Happel, 11-yard pass from Long. Harmon run.

lowa	First Downs	UCLA
25	29	29
34/82	Carries/Net Yards Rushing	55/299
319	Net Yards Passing	189
38/29/1	Passes Att./Comp./Int.	26/16/1
72/401	Total Plays/Total Yards	81/488

Top Individuals

Rushing — Ball (U) 22-227-4; R. Harmon (I) 14-55-0; Hudson (I) 13-53-1; Green (U) 13-46-0. Passing — Long (I) 37-29-1-319-1; Stevens (U) 26-16-1-189-1. Receiving — R. Harmon (I) 11-102-0; Happel (I) 6-89-1; Sherrard (U) 4-48-1; Dorrell (U) 3-59-0. Tackles — Washington (U) 10; Norton (U) 10; Taylor (U) 10.

Freedom Bowl

UCLA 31, BYU 10 • December 30, 1986

ANAHEIM, Calif. — For the fifth consecutive year, No. 15 UCLA capped a successful campaign with a post-season victory, defeating BYU, 31-10. Tailback Gaston Green had a record-setting performance against the Cougars and the Bruin defense held BYU without a touchdown until just under two minutes remained in the contest. Green scored three touchdowns and passed for a fourth en route to setting a major-bowl record with 266 net yards rushing. By the end of the third quarter, he had already rushed for 262 yards and three scores. UCLA led just 7-3 at halftime, but the Bruins broke the game open with 17 third-quarter points.

Scoring	BYU	3	0	0	7	—	10
UCLA	7	0	17	7	—	31	

Weather: Clouds 68°. Attendance: 55,422.

Scoring: BYU—Leonard Chitty, 32-yard field goal. UCLA—Gaston Green 3-yard run. Dave Franey converts. UCLA—Green, 1-yard run. Franey converts. UCLA—Franey, 49-yard field goal. UCLA—Green, 79-yard run. Franey converts. UCLA—Karl Dorrell, 13-yard pass from Green. Franey converts. BYU—Bruce Hansen 3-yard run. Chitty converts.

BYU	First Downs	UCLA
18	19	19
43/73	Carries/Net Yards Rushing	49/423
221	Net Yards Passing	95
43/25/3	Passes Att./Comp./Int.	21/8/1
86/294	Total Plays/Total Yards	70/518

Top Individuals

Rushing — Green (U) 33-266-3; Greenwood (U) 5-104-0; Heimuli (B) 11-40-0; B. Hansen (B) 8-36-1. Passing — Jensen (B) 31-18-3-124-0; Stevens (U) 20-7-1-82-0. Receiving — Heimuli (B) 8-66-0; Dorrell (U) 6-83-1; Parker (B) 5-27-0. Tackles — Norton (U) 17; Lake (U) 11; Bolin (U) 10; Wahler (U) 9.

Jeep Eagle Aloha Bowl

UCLA 20, Florida 16 • December 25, 1987

HONOLULU, Hawai'i — UCLA became only the fifth school in college football history to win six consecutive bowl games with its 20-16 triumph over Florida in the Aloha Bowl. Florida built a 10-3 lead in the second quarter, but the 10th-ranked Bruins mounted an 81-yard drive over the final four minutes which resulted in Brian Brown's one-yard TD run with three seconds remaining in the half. The Bruins took the lead for good with 1:18 remaining in the third quarter as tailback Danny Thompson grabbed a tipped pass in the end zone for a 17-10 lead. Velasco's second field goal of the contest made the score 20-10, but Kerwin Bell's second touchdown pass of the day, with 7:51 remaining, closed the gap to four points, 20-16.

Scoring	Florida	7	3	0	6	—	16
UCLA	3	7	7	3	—	20	

Weather: Sunny 78°. Attendance: 24,839.

Scoring: UCLA—Alfredo Velasco, 34-yard field goal. FLA—Stacey Simmons, seven-yard pass from Kerwin Bell. Robert McGinty converts. FLA—McGinty, 32-yard field goal. UCLA—Brian Brown, 1-yard run. Velasco converts. UCLA—Danny Thompson, 5-yard pass from Troy Aikman. Velasco converts. UCLA—Velasco, 32-yard field goal. FLA—Anthony Williams, 14-yard pass from Bell. Kick blocked.

Florida	First Downs	UCLA
24	15	15
38/185	Carries/Net Yards Rushing	41/48
188	Net Yards Passing	173
38/19/0	Passes Att./Comp./Int.	30/19/2
76/373	Total Plays/Total Yards	71/221

Top Individuals

Rushing — Smith (F) 17-128-0; Ball (U) 23-49-0; W. Williams (F) 8-43-0; Brown (U) 10-29-1. Passing — Aikman (U) 30-19-0-173-1; Bell (F) 38-19-0-188-2. Receiving — Anderson (U) 4-52-0; Smith (F) 4-19-0; Snead (F) 3-62-0; Pickert (U) 3-37-0. Tackles — Washington (U) 12; Johnson (U) 11; Dial (U) 10.

Mobil Cotton Bowl

UCLA 17, Arkansas 3 • January 2, 1989

DALLAS, Texas — UCLA became the first school in college football history to win seven consecutive bowl games with its 17-3 triumph over Arkansas in the Cotton Bowl. In addition, Terry Donahue became the first coach in history to accomplish that feat. No. 9 UCLA built a 14-0 halftime lead on a one-yard run by Mark Estwick and Troy Aikman's one-yard pass to Corwin Anthony. Eighth-ranked Arkansas got on the board late in the third quarter when Kendall Trainor kicked a 49-yard field goal. UCLA's Alfredo Velasco countered with a 32-yard three-pointer with just under six minutes remaining in the game. UCLA held Arkansas to just 42 net yards and four first downs on 36 plays. Tailback Shawn Willis became the first freshman in the history of the Cotton Bowl game to rush for over 100 yards (120).

Scoring	Arkansas	0	0	3	0	—	3
UCLA	0	14	0	3	—	17	

Weather: Cloudy 65°. Attendance: 74,304.

Scoring: UCLA—Mark Estwick, 1-yard run. Alfredo Velasco converts. UCLA—Corwin Anthony, 1-yard pass from Troy Aikman. Velasco converts. ARK—Kendall Trainor, 49-yard field goal. UCLA—Velasco, 32-yard field goal.

Arkansas	First Downs	UCLA
4	22	22
22/21	Carries/Net Yards Rushing	55/199
21	Net Yards Passing	172
14/4/1	Passes Att./Comp./Int.	27/19/1
36/42	Total Plays/Total Yards	82/371

Top Individuals

Rushing — Willis (U) 18-120-0; Brown (U) 16-56-0; Grove (A) 7-19-0. Passing — Aikman (U) 27-19-1-172-1; Grove (A) 7-2-0-10-0. Receiving — Farr (U) 4-48-0; McCracken (U) 2-16-0. Tackles — Kline (U) 8; Davis (U) 6; Wahler (U) 6.

Hancock Bowl

UCLA 6, Illinois 3 • December 31, 1991

EL PASO, Texas — No. 22 UCLA increased its record of consecutive bowl victories to eight with a 6-3 victory over Illinois in the John Hancock Bowl. UCLA took a 3-0 lead in the first quarter on a 32-yard Louis Perez field goal, after Michael Williams blocked a punt by Illinois' Forrey Wells. Illinois tied the score in the third quarter on a 27-yard field goal by Chris Richardson. The game remained tied until the fourth quarter, when the Bruin special teams unit came through again, with senior Randy Cole recovering a fumbled punt by Filmel

Johnson on the Illini 11-yard line to set up a game-winning 19-yard field goal by Perez. The Illini took the ensuing kickoff and drove all the way to the UCLA 29, but were stopped when senior linebacker Stacy Argo intercepted a Jason Verduzco pass and returned it to the UCLA 34. Linebacker Arnold Ale, who made a first-quarter goal-line interception, was named the game's MVP.

Scoring

Illinois	0	0	3	0	—	3
UCLA	3	0	0	3	—	6

Weather: Clear 57°. Attendance: 42,281.

Scoring: UCLA—Louis Perez, 32-yard field goal. IL—Chris Richardson, 27-yard field goal. UCLA—Perez, 19-yard field goal.

Illinois	First Downs	UCLA
19	14	14
26/119	Carries/Net Yards Rushing	41/92
189	Net Yards Passing	176
38/17/3	Passes Att./Comp./Int.	28/17/1
64/308	Total Plays/Total Yards	69/268

Top Individuals

Rushing — Feagin (I) 12-71-0; Williams (U) 23-52-0; Carter (U) 6-22-0. Passing — Maddox (U) 28-17-1-176-0; Verduzco (I) 38-17-3-189-0. Receiving — Wright (I) 9-94-0; LaChapelle (U) 5-69-0; Davis (U) 4-41-0; Bell (I) 4-19-0; Williams (U) 3-13-0. Tackles — Darby (U) 8; Henderson (U) 5; Cole (U) 5.

Rose Bowl

Wisconsin 21, UCLA 16 • January 1, 1994

PASADENA, Calif. — UCLA was playing in its 10th bowl in 13 seasons, but despite a record-setting performance by receiver J.J. Stokes, the 14th-ranked Bruins were unable to pull out a victory against the ninth-ranked Badgers. Putting the finishing touches on his All-American season, Stokes set Rose Bowl records for receptions (14) and receiving yards (176) in the Bruins' losing effort. Playing only days after a serious bout with the flu caused him to miss three practices during game week, UCLA quarterback Wayne Cook passed for 288 yards while completing 28 passes, the third-highest total in school history at the time. UCLA trailed most of the game, but pulled to within five points with 3:38 remaining in the game. On its next possession, UCLA moved from its own 38-yard line to the Badger 15-yard line as the clock ticked away the final seconds.

Scoring

UCLA	3	0	0	13	—	16
Wisconsin	7	7	0	7	—	21

Weather: Haze 73°. Attendance: 101,237.

Scoring: UCLA—Bjorn Merten, 27-yard field goal. WISC—Brent Moss 3-yard run. Rick Schnetzky converts. WISC—Moss, 1-yard run. Schnetzky converts. UCLA—Ricky Davis 12-yard run. Merten converts. WISC—Darrell Bevell 21-yard run. Schnetzky converts. UCLA—Mike Nguyen, 5-yard pass from Wayne Cook. Pass failed.

Wisconsin	First Downs	UCLA
21	31	31
46/250	Carries/Net Yards Rushing	40/212
96	Net Yards Passing	288
20/10/1	Passes Att./Comp./Int.	43/28/1
66/346	Total Plays/Total Yards	83/500

Top Individuals

Rushing — Moss (W) 36-158-2; Davis (U) 13-88-1; Hicks (U) 8-67-0. Passing — Cook (U) 43-28-1-288-1; Bevell (W) 20-10-1-96-0. Receiving — Stokes (U) 14-176-0; Dawkins (W) 4-33-0; Allen (U) 4-32-0; Jordan (U) 3-34-0. Tackles — Miller (U) 9; Bennett (U) 8; Collier (U) 8.

Jeep Eagle Aloha Bowl

Kansas 51, UCLA 30 • December 25, 1995

HONOLULU, Hawai'i — It was Terry Donahue's final game as head coach of the Bruins, but 11th-ranked Kansas dominated it from the start. The Jayhawks, moving the ball on the ground and in the air, built a 17-0 halftime lead en route to the victory. Early in the third quarter, Kansas built the lead to 23 points. The unranked Bruins came back to put numbers on the scoreboard. A Cade McNown touchdown pass to Brad Melsby capped a 10-play, 80-yard drive that narrowed the Kansas lead to 23-7. Trailing 37-7 entering the fourth quarter, the Bruins staged a fourth-quarter rally that made things interesting. Behind the passing and scrambling of McNown, the Bruins scored 23 points in the quarter but it wasn't enough to avert defeat.

BOWL HISTORY

Scoring						
UCLA	0	0	7	23	—	30
Kansas	7	10	20	14	—	51

Weather: Sunny 84°. Attendance: 41,112.

Scoring: KU—Jim Moore, 9-yard pass from Mark Williams. Jeff McCord converts. KU—June Henley, 49-yard run. McCord converts. KU—McCord, 27-yard field goal. KU—Henley, 2-yard run. McCord kick fails. UCLA—Brad Melsby, 8-yard pass from Cade McNown. Bjorn Merten converts. KU—Isaac Byrd, 77-yard pass from Williams. McCord converts. KU—Andre Carter, 27-yard pass from Williams. McCord converts. UCLA—Kevin Jordan, 8-yard pass from McNown. Merten converts. UCLA—Karim Abdul-Jabbar, 5-yard run. Melsby pass from McNown. KU—Williams, 6-yard run. McCord converts. UCLA—Melsby, 7-yard pass from McNown. Abdul-Jabbar run. KU—Eric Vann, 67-yard run. McCord converts.

UCLA		KU
21	First Downs	21
45/286	Carries/Net Yards Rushing	43/277
136	Net Yards Passing	292
38/15/0	Passes Att./Comp./Int.	28/19/1
83/395	Total Plays/Total Yards	71/548

Top Individuals

Rushing — Abdul-Jabbar (U) 26-152-1; Henley (K) 13-108-2; McNown (U) 11-82-0; Vann (K) 5-78-1. Passing — Williams (K) 27-18-3-288-1; McNown (U) 34-13-3-121-0; R. Walker (U) 4-2-0-15-0. Receiving — Byrd (K) 4-116-1; Henley (K) 3-41-0; Melsby (U) 5-35-2; Abdul-Jabbar (U) 4-34-0. Tackles — Williams (U), 8; Bennett (U), Edwards (U), Nevadomsky (U) 5.

Southwestern Bell Cotton Bowl

UCLA 29, Texas A&M 23 • January 1, 1998

DALLAS, Texas — In their first bowl game under second-year coach Bob Toledo, the No. 5 Bruins fell behind 16-0 before making a dramatic second half comeback to beat 20th-ranked Texas A&M, 29-23. Trailing 16-0 late in the first half, the Bruins faced a third-and-thirteen at the Aggie 42 with twenty-four seconds to go. McNown hit Danny Farmer over the middle with a twenty-yard pass, and two plays later, hit Jim McElroy for a touchdown with two seconds to go before halftime. On UCLA's first possession of the second half, Skip Hicks took a McNown pass 41 yards to cut the deficit to 16-14. Hicks would finish the day with 193 all-purpose yards (140 on the ground and 53 receiving). After an Aggie touchdown, McNown's 20-yard touchdown run made the score 23-21. In the fourth quarter, the Bruins defense stepped it up. The Aggies had no first downs in the quarter and had minus-one yard of total offense. The Bruins finally moved into the lead when Ryan Neufeld took a reverse and ran five yards into the end zone. McNown carried in the two-point conversion and it was 29-23 UCLA. The Bruins stopped the Aggies on their final two possessions and ran out the clock for the win.

Scoring						
UCLA	0	7	14	8	—	29
Texas A&M	7	9	7	0	—	23

Weather: Cloudy 53°. Attendance: 59,215.

Scoring: A&M—Brandon Jennings, 64-yard interception return after lateral from Dat Nguyen. Kyle Bryant converts. A&M—Safety, Cade McNown sacked in end zone by Zerick Rollins. A&M—Dante Hall, 74-yard run. Bryant converts. UCLA—Jim McElroy, 22-yard pass from McNown. Chris Sailer converts. UCLA—Skip Hicks, 41-yard pass from McNown. Sailer converts. A&M—Chris Cole, 43-yard run. Bryant converts. UCLA—McNown, 20-yard run. Sailer converts. UCLA—Ryan Neufeld, 5-yard run. McNown runs for conversion.

UCLA		Texas A&M
23	First Downs	10
48/154	Carries/Net Yards Rushing	40/192
239	Net Yards Passing	55
30/16/1	Passes Att./Comp./Int.	14/7/1
78/393	Total Plays/Total Yards	54/247

Top Individuals

Rushing — Hicks (U) 31-140-0; Hall (T) 7-93-1. Passing — McNown (U) 16-29-1-239-2; Stewart (T) 4-8-0-30-0; McCown (T) 3-6-1-25-0. Receiving — McElroy (U) 5-84-1; Farmer (U) 4-40-0; Hicks (U) 3-53-1; Cole (T) 4-32-0; Oliver (T) 3-23. Tackles — Magee (U) 12, Williams (U) 10, Willmer (U) 9, Guidry (U) 8.

Rose Bowl presented by AT&T

Wisconsin 38, UCLA 31 • January 1, 1999

PASADENA, Calif. — Despite setting the single team Rose Bowl record for total yards, the sixth-ranked Bruins were unable to overcome Ron Dayne's four touchdowns as No. 9 Wisconsin defeated the Bruins 38-31 in front of 93,872. Both teams started slowly offensively before exploding midway through the first quarter. The teams would

shatter the old record of 931 combined yards of offense, combining for 1,035 yards before the game ended. In the second quarter, UCLA took its only lead of the game (21-14) with back-to-back touchdowns. Freddie Mitchell hit a wide open Durrell Price with a 61-yard bomb on a halfback pass and on UCLA's next possession, Danny Farmer slipped behind the defense and caught a 41-yard touchdown pass from Cade McNown. Wisconsin scored the final 10 points of the half to take a three-point lead (24-21). The teams traded touchdowns in the third quarter. Wisconsin grabbed a 10-point fourth quarter lead following an interception return, and UCLA could manage to score only a field goal the remainder of the period. In his final game, McNown passed for 340 yards, the fourth-highest total in bowl history, and UCLA finished with 538 yards, 418 in the air.

Scoring						
Wisconsin	7	17	7	7	—	38
UCLA	7	14	7	3	—	31

Weather: Sunny 74°. Attendance: 93,872.

Scoring: WISC—Ron Dayne, 54-yard run. Matt Davenport converts. UCLA—Jermaine Lewis, 38-yard pass from Cade McNown. Chris Sailer converts. WISC—Dayne, 7-yard run. Davenport converts. UCLA—Durrell Price, 61-yard pass from Freddie Mitchell. Sailer converts. UCLA—Danny Farmer, 41-yard pass from McNown. Sailer converts. WISC—Dayne, 10-yard run. Davenport converts. WISC—Davenport, 40-yard field goal. WISC—Dayne, 22-yard run. Davenport converts. UCLA—Lewis, 10-yard run. Sailer converts. WISC—Jamar Fletcher, 46-yard interception return. Davenport converts. UCLA—Sailer, 30-yard field goal.

Wisconsin		UCLA
22	First Downs	25
48/343	Net Yards Rushing	38/120
154	Net Yards Passing	418
17/9/0	Passes Att./Comp./Int.	36/21/1
65/497	Total Plays/Total Yards	74/538

Top Individuals

Rushing — Dayne (W) 27-246-4; Samuel (W) 13-65-0; Lewis (U) 10-50-1; Foster (U) 10-38-0. Passing — McNown (U) 19-34-1-2-340; Samuel (W) 9-17-0-0-154. Receiving — Farmer (U) 7-142-1; Price (U) 3-102-1; Melsby (U) 3-66-0. Tackles — Atkins (U) 9, Hicks (U) 9, Thomas (U) 8, Nece (U), White (U) 8.

Wells Fargo Sun Bowl

Wisconsin 21, UCLA 20 • December 29, 2000

EL PASO, Texas — The already hobbled Bruins lost five starters during the course of the game to injury, including quarterback Cory Paus, and dropped a one-point decision. After the Badgers opened the scoring, Paus teamed up with Freddie Mitchell on a 64-yard scoring play and Chris Griffith followed with a field goal to give the Bruins a 10-7 lead. DeShaun Foster rushed for 100 yards in the first half, including a seven-yard scoring run which gave the Bruins a 17-7 halftime lead. However, the Bruins would return to the field without Paus, who suffered a broken collarbone on the final play of the first half. Also missing were starting cornerbacks Jason Bell (foot) and Ricky Manning (concussion). By the time the game was over, the Bruins would also be playing without safety Marques Anderson (ankle) and linebacker Robert Thomas (foot). Back-up Scott McEwan completed four of five passes on the initial drive of the second half, and Griffith booted a field goal which gave UCLA a 20-7 lead. The Badger offense began to frustrate the depleted Bruin defense as the game wore on, and the UW defense held Foster to just seven second-half rushing yards. After UW closed to 20-14 on a late third quarter scoring pass, the Badgers drove 70 yards in 12 plays for the go-ahead score on its first possession of the fourth quarter. Later in the quarter, Mitchell grabbed his ninth pass of the day good for 180 receiving yards, which set a Sun Bowl game record.

Scoring						
Wisconsin	7	0	7	7	—	21
UCLA	10	7	3	0	—	20

Weather: Clear 52°. Attendance: 49,093.

Scoring: WISC—Lee Evans, 54-yard pass from Brooks Bollinger. Vitaly Pisetsky converts. UCLA—Freddie Mitchell, 64-yard pass from Cory Paus. Chris Griffith converts. UCLA—Griffith, 31-yard field goal. UCLA—DeShaun Foster, 7-yard run. Griffith converts. UCLA—Griffith, 25-yard field goal. WISC—Chris Chambers, 3-yard pass from Bollinger. Pisetsky converts. WISC—Michael Bennett, 6-yard run. Pisetsky converts.

Wisconsin		UCLA
18	First Downs	20
44/177	Carries/Net Yards Rushing	37/114
130	Net Yards Passing	282
18/9/1	Passes Att./Comp./Int.	33/20/1
62/307	Total Plays/Total Yards	70/396

Top Individuals

Rushing — Foster (U) 26-107-1; Bennett (W) 16-83-1. Passing — Paus (U) 15-8-0-147-1; McEwan (U) 18-12-1-135-0; Bollinger (W) 16-8-0-107-2. Receiving — Mitchell (U) 9-180-1; Poli-Dixon (U) 7-50-0; Seidman (U) 2-33-0; Chambers (Wisc) 4-30-1. Tackles — Nece (U) 11, Thomas (U) 8, Reese (U) 7, White (U) 7.

SEGA Sports Las Vegas Bowl

UCLA 27, New Mexico 13 • December 25, 2002

LAS VEGAS, Nev. — UCLA won its 10th bowl game in its last 14 outings with a 27-13 defeat of New Mexico in the Sega Sports Las Vegas Bowl. Interim head coach Ed Kezirian guided the Bruin team to victory in a game dominated by the defenses. Neither squad managed an offensive touchdown until the fourth quarter. A 74-yard punt return for a touchdown by Craig Bragg turned the momentum to the Bruin's side after New Mexico was forced to punt on its first possession of the second half. True freshman safety Jarrad Page added a 29-yard interception return for a touchdown early in the fourth quarter, and Tyler Ebell made it 27-6 with a one-yard scoring run with 10:40 left. Senior Chris Griffith converted following Page's touchdown and in the process set a school record for most career extra points (136). In the first half, Nate Fikse connected on a pair of field goals and tied the score at six-all at the half. The successful kicks marked his 11th and 12th consecutive made field goals of the season. After Fikse's 49-yarder in the first quarter, Desmar Black intercepted a Drew Olson pass and returned it 55 yards for a touchdown. The extra point, attempted by Katie Hnida, the first woman to play in a Division I-A football game, was blocked by Brandon Chillar.

Scoring						
New Mexico	6	0	0	7	—	13
UCLA	3	3	7	14	—	27

Weather: Clear 50°. Attendance: 30,324.

Scoring: UCLA—Nate Fikse, 49-yard field goal. NMX—Desmar Black, 55-yard interception return. Hnida's kick blocked. UCLA—Fikse, 39-yard field goal. UCLA—Craig Bragg, 74-yard punt return. Fikse converts. UCLA—Jarrad Page, 29-yard interception return. Chris Griffith converts. UCLA—Tyler Ebell, 1-yard run. Fikse converts. NMX—Joe Manning, 11-yard pass from Casey Kelly. Kenny Byrd converts.

New Mexico		UCLA
15	First Downs	9
34/45	Carries/Net Yards Rushing	39/73
237	Net Yards Passing	94
35/18/1	Passes Att./Comp./Int.	22/12/1
69/282	Total Plays/Total Yards	61/167

Top Individuals

Rushing — Ebell (U) 25-70-1; White (U) 9-23; Moore (NM) 14-17. Passing — Moore (U) 16-9-0-80-0; D. Olson (U) 6-3-1-14-0; Kelly (NM) 32-18-1-237-1. Receiving — Bragg (U) 4-38-0; Taylor (U) 4-19-0; Counter (NM) 5-78-0; Farrell (NM) 4-78-0. Tackles — Reese (U) 8, Page (U) 8, Havner (U) 6.

Silicon Valley Football Classic

Fresno State 17, UCLA 9 • December 30, 2003

SAN JOSE, Calif. — Fresno State scored early and held off a determined second half effort by UCLA to gain a 17-9 win in the Silicon Valley Football Classic, played on a crisp and wet evening at San Jose State's Spartan Stadium. Fresno State led 14-0 after one quarter, and a Bulldog field goal early in the second quarter made it 17-0. It was not until late in the quarter that the Bruin offense gained some momentum. UCLA managed a 97-yard drive to narrow the gap to 17-7 at the half. With 20 seconds remaining in the half, Drew Olson connected with Craig Bragg, who made a spectacular diving catch in the right side of the end zone for a 27-yard touchdown. UCLA began the second half by driving to Fresno State's 29-yard line, but Justin Medlock's 47-yard attempt fell short in the poor weather and sloppy field conditions. However, the Bruin defense held tough and Asi Faoa broke free and blocked Fresno State's punt for a safety to pull UCLA within 17-9 with 7:11 left to play in the third quarter. The Bruins had one more chance late in the fourth quarter, getting the ball at their own 25-yard line with 3:55 to play. After a couple of completions to Mercedes Lewis, Olson had a pass deflected at the line and intercepted to end the Bruin hopes.

Scoring						
UCLA	0	7	2	0	—	9
Fresno State	14	3	0	0	—	17

Weather: Cool, Wet 50°. Attendance: 20,126

Scoring: Fresno—Bryson Sumlin, 1-yard run. Brett Visintainer converts. Fresno—Sumlin, 44-yard pass from Paul Pinegar. Visintainer converts. Fresno—Visintainer, 36-yard field goal. UCLA—Craig Bragg, 27-yard pass from Drew Olson. Justin Medlock converts. UCLA—Team safety, after punt blocked by Asi Faoa.

BOWL HISTORY

UCLA		FSU
11	First Downs	20
25/68	Carries/Net Yards Rushing	49/156
96	Net Yards Passing	133
31/11/1	Passes Att/Comp/Int.	26/12/1
56/164	Total Plays/Total Yards	75/289

Top Individuals

Rushing — Davis (FS) 13-77-0, Drew (U) 17-65-0, Wright (FS) 13-58-0. Passing — Pinegar (FS) 26-12-1-133-1, D. Olson (U) 31-11-1-96-1. Receiving — Bragg (U) 5-71-1, Wood (FS) 3-33-0, Cowan (U) 3-16-0, Lewis (U) 2-13-0. Tackles — Leisle 10, Ohaeri 9.

Pioneer PureVision Las Vegas Bowl

Wyoming 24, UCLA 21 • December 23, 2004

LAS VEGAS, Nev. — UCLA played most of the game without starting quarterback Drew Olson, who left the contest in the second quarter with a sprained knee. Linebacker Spencer Havner, the Pac-10's leading tackler, did not dress for the game due to injury. David Korral took over for Olson and added a spark to the UCLA offense. Throwing just the second college pass of his career, Korral scrambled out of the pocket and connected with Craig Bragg for a 17-yard touchdown to stake UCLA to a 14-10 lead at the half. The two connected on another scoring play in the third quarter to propel the Bruins to a 21-10 lead. The pair of scoring catches by Bragg tied the Bruin bowl game record. Wyoming mounted a late comeback, using a trick play early in the fourth quarter as Jovon Bouknight threw a 22-yard scoring pass to J.J. Raterink off a reverse. Later in the quarter, faced with a fourth-and-one at the Bruins' 27, Wyoming used a quarterback sneak to keep a drive alive. A pass interference call against Matt Clark moved the Cowboys to the 12-yard line, setting up a game-winning touchdown pass with just 0:57 on the clock.

Scoring	
Wyoming	10 0 0 14 — 24
UCLA	0 14 7 0 — 21

Weather: Partly cloudy 42°. Attendance: 29,062

Scoring: Wyoming—Deric Yausi, 39-yard field goal. Wyoming—Tyler Holden, 10-yard pass from Corey Bramlett. Yausi converts. UCLA—Junior Taylor, 29-yard pass from Drew Olson. Justin Medlock converts. UCLA—Craig Bragg, 17-yard pass from David Korral. Medlock converts. UCLA—Bragg, 25-yard pass from Korral. Medlock converts. Wyoming—J.J. Raterink, 22-yard pass from Jovon Bouknight. Yausi converts. Wyoming—John Wadkowski, 12-yard pass from Bramlett. Yausi converts.

Wyoming		UCLA
19	First Downs	19
30/76	Carries/Net Yards Rushing	42/126
329	Net Yards Passing	185
38/21/1	Passes Att/Comp/Int.	24/13/0
68/405	Total Plays/Total Yards	66/311

Top Individuals

Rushing — Drew (U) 25-126-0, Harris (W) 13-27-0. Passing — Bramlett (W) 34-20-1-307-2, Korral (U) 12-7-0-89-2, D. Olson (U) 12-6-0-96-1. Receiving — Bouknight (W) 5-107-0, Holden (W) 4-115-1, Bragg (U) 7-95-2, Lewis (U) 2-41-0. Tackles — London 6, T. Brown 6, Morgan 4, Page 4.

Vitalis Sun Bowl

UCLA 50, Northwestern 38 • December 30, 2005

EL PASO, Texas — The Bruins rebounded from an early 22-point deficit to record the then biggest comeback in school history, as they defeated Northwestern 50-38 in El Paso, TX. Led by a pair of young running backs, true soph Chris Markey and true freshman Kahlil Bell, the Bruins racked up 310 yards on the ground. Senior quarterback Drew Olson, who threw just three interceptions during the regular season, struggled early as he was picked off three times in the first quarter. Two were returned for TDs, while the third set up a Northwestern scoring drive. Down 22-0, UCLA got on the board after a five-yard run by Bell. In the second quarter, the Bruins scored 22 unanswered points, highlighted by a 58-yard strike from Olson to freshman tight end Ryan Moya. In the third quarter, Northwestern managed a field goal, while junior Michael Pitre tacked on seven more points for the Bruins on a scoring pass. With most of the fourth quarter gone, Northwestern scored first (2:29 remaining) on an eight-yard pass play. On the ensuing kickoff, an outside kick bounced up into the hands of receiver Brandon Breazell who returned it 42 yards for a score. With 24 seconds to play, the Wildcats scored to close to within 43-38. Another outside kick by the Wildcats was picked up by Breazell, who this time ran 45 yards for a touchdown. The two schools combined to set a Sun Bowl record for total yards (1,037) and highest combined score (88). Markey and Bell were named the game's co-MVPs, while Breazell was named the Special Teams Player of the Game. Junior tailback Maurice Drew, who was

sidelined by an injury early in the game, broke the NCAA record for punt-return average after recording his 15th punt return of the season (28.5 avg. yards).

Scoring

Northwestern	22	0	3	13	—	38
UCLA	7	22	7	14	—	50

Weather: Clear 56°. Attendance: 50,426

Scoring: NW—Joel Howells, 33-yard field goal. NW—Kevin Mims, 30-yard interception return. Howells' kick blocked. NW—Mark Philmore, 19-yard run. Howells' kick failed. NW—Nick Roach, 35-yard interception return. Howells converts. UCLA—Kahlil Bell, 5-yard run. Jimmy Rotstein converts. UCLA—Ryan Moya, 58-yard pass from Drew Olson. Rotstein converts. UCLA—Bell, 6-yard run. Lewis, pass from Olson. UCLA—Marcus Everett 8-yard pass from D. Olson. Rotstein converts. UCLA—Michael Pitre, 5-yard pass from D. Olson. Rotstein converts. NW—Amado Villarreal, 31-yard field goal. NW—Mark Philmore, 8-yard pass from Brett Basanez. Basanez conversion pass intercepted. UCLA—Brandon Breazell, 42-yard kickoff return. Brian Malette converts. NW—Shaun Herbert, 5-yard pass from Basanez. Villarreal converts. UCLA—Breazell, 45-yard kickoff return. Rotstein converts.

Northwestern		UCLA
33	First Downs	24
32/168	Carries/Net Yards Rushing	50/310
416	Net Yards Passing	143
70/38/2	Passes Att/Comp/Int.	24/10/3
102/584	Total Plays/Total Yards	74/453

Top Individuals

Rushing — Markey (U) 23-150-0, Bell (U) 19-136-2, Sutton (N) 18-84-0. Passing — Basanez (N) 70-38-2-416-2, D. Olson (U) 24-10-3-143-3. Receiving — Lane (N) 7-136-0, Sutton (N) 7-67-0, Herbert (N) 7-61-1, Drew (U) 2-29-0. UCLA Tackles — C. Taylor 12, Horton 10.

Emerald Bowl

Florida State 44, UCLA 27 • December 27, 2006

SAN FRANCISCO, Calif. — In front of a sold out, predominantly Bruin-friendly crowd at AT&T Ball Park in San Francisco, the Bruins dropped a 44-27 decision to Florida State in the Emerald Bowl. Despite an impressive offensive performance, the Bruins couldn't overcome a 21-0 run by FSU in the fourth quarter. The Seminoles scored the game's first touchdown, but UCLA then tallied 10 unanswered points, highlighted by Patrick Cowan's 78-yard touchdown strike to Brandon Breazell, to end the first quarter up 10-7. The defense held Florida State to just two second quarter field goals, while the Bruins put up 10 more points on an amazing seven-yard touchdown catch by Junior Taylor and a 19-yard field goal by Justin Medlock to head into halftime up 20-13. The Seminoles began the second half with a field goal, then tacked on seven more points after a UCLA punt was blocked and returned 25-yards for a touchdown. UCLA's Chane Moline rushed for an eight-yard touchdown to put the Bruins up, 27-23, at the end of the third quarter. Florida State held the Bruins scoreless in the fourth, scoring 21 unanswered points, capped off by an 86-yard interception return for a score. In the game, UCLA racked up 434 yards of total offense with Cowan throwing for 240 yards. Running back Chris Markey broke the 1,000-yard rushing (11th Bruin to do so) mark with his 144-yard performance. The Bruin defense was led by Alterraun Verner, who equaled his career-high with nine tackles.

Scoring

Florida State	7	6	10	21	—	44
UCLA	10	10	7	0	—	27

Weather: Clear and Windy 55°. Attendance: 40,331

Scoring: FSU—Lorenzo Booker, 25-yard run. Gary Cismesia converts. UCLA—Brandon Breazell, 78-yard pass from Patrick Cowan. Justin Medlock converts. UCLA—Medlock, 46-yard field goal. FSU—Cismesia, 39-yard field goal. UCLA—Junior Taylor, 7-yard pass from P. Cowan. Medlock converts. UCLA—Medlock, 19-yard field goal. FSU—Cismesia, 21-yard field goal. FSU—Cismesia, 36-yard field goal. FSU—Lawrence Timmons, 25-yard blocked punt return. Cismesia converts. UCLA—Chane Moline, 8-yard run. Medlock converts. FSU—Greg Carr, 30-yard pass from Drew Weatherford. Cismesia converts. FSU—Booker, 3-yard run. Cismesia converts. FSU—Tony Carter, 86-yard inter. return. Cismesia converts.

FSU		UCLA
21	First Downs	17
30/105	Carries/Net Yards Rushing	35/194
325	Net Yards Passing	240
43/21/1	Pass Att/Comp/Int	36/15/2
73/430	Total Plays/Total Yards	71/434

Top Individuals

Rushing - Markey (U) 19-144-0, Booker (F) 22-91-2; Receiving - Booker (F) 5-117-0, Breazell (U) 1-78-1; Passing - Weatherford (F) 43-21-1-325-1, Cowan (U) 36-15-2-240-2; UCLA Tackles - Verner 9, C. Taylor 8, Horton 6, Van 5, McNeal 4, R. Carter 4, Davis 4.

Pioneer Las Vegas Bowl

BYU 17, UCLA 16 • December 22, 2007

LAS VEGAS, Nev. — In the second meeting of the season between the two schools, the Cougars came out on top in Las Vegas. The first quarter saw the teams trade field goals. BYU took a 10-3 lead early in the second quarter on a touchdown pass. Another field goal by Kai Forbath pulled the Bruins to within four, but BYU once again marched down the field to score on a pass play for a 17-6 advantage. A Cougar fumble, just before the end of the first half, gave the Bruins the ball on BYU's four-yard line. UCLA took advantage of the opportunity, scoring on a four-yard pass play from McLeod Bethel-Thompson to Brandon Breazell to close to within four at the break. After a scoreless third quarter, UCLA tacked on another field goal with 6:24 remaining to trail by just one, 17-16. The Bruin offense got the ball back one last time with two minutes to play and marched down the field to set up a potential game-winning field goal try with just seconds remaining. However, the Cougars blocked the attempt. Chris Markey led all rushers with 117 yards. Kyle Bosworth led the defense with 12 tackles, while Bruce Davis tallied 2.5 sacks.

Scoring

UCLA	3	10	0	3	—	16
BYU	3	14	0	0	—	17

Weather: Clear, Cool and Calm 42°. Attendance: 40,712

Scoring: UCLA—Kai Forbath, 22-yard field goal. BYU—Mitch Payne, 29-yard field goal. BYU—Austin Collie, 14-yard pass from Max Hall. Payne converts. UCLA—Forbath, 52-yard field goal. BYU—Michael Reed, 13-yard pass from Hall. Payne converts. UCLA—Brandon Breazell, 4-yard pass from McLeod Bethel-Thompson. Forbath converts. UCLA—Forbath, 50-yard field goal.

UCLA		BYU
18	First Downs	17
47/162	Carries/Net Yards Rushing	28/34
154	Net Yards Passing	231
29/11/1	Pass Att/Comp/Int	35/21/0
76/316	Total Plays/Total Yards	63/265

Top Individuals

Rushing - Markey (U) 27-117-0, Tonga (B) 3-21-0; Receiving - Breazell (U) 4-44-1, Collie (B) 6-107-1; Passing - Bethel-Thompson (U) 11-27-1-154-1, Hall (B) 21-35-0-231-2; UCLA Tackles - Ky. Bosworth 12, Keyes 9, Horton 7, Davis 7, R. Carter 6, Taylor 6.

EagleBank Bowl

UCLA 30, Temple 21 • December 29, 2009

WASHINGTON, D.C. — UCLA rallied from a 21-7 second-quarter deficit to win the second-ever EagleBank Bowl in Washington DC. It was UCLA's fourth win in a five-game span and the first bowl victory under head coach Rick Neuheisel. In cold and windy RFK Stadium, Temple jumped to an early lead but UCLA tied the game when quarterback Kevin Prince and Nelson Rosario hooked up for a 46-yard touchdown. The Owls then scored the next two TDs, but UCLA drove for a field goal at the end of the half to make the score 21-10 at the break. Early in the third quarter, Terrence Austin turned a fourth-down slant pass into a 32-yard touchdown and Kai Forbath's field goal early in the final quarter brought the Bruins to within one at 21-20. With just over six minutes left, linebacker Akeem Ayers picked off an Owl pass at the two-yard line and scored the go-ahead touchdown. A two-point conversion and a safety made the final score 30-21. UCLA's defense allowed just 41 net yards and no points in the second-half of the come-from-behind win.

Scoring

UCLA	7	3	7	13	—	30
Temple	7	14	0	0	—	21

Weather: Cold, windy 30°. Attendance: 23,072

Scoring: TEM—Steve Maneri, 26-yard pass from V. Charlton. B. McManus converts. UCLA—Nelson Rosario, 46-yard pass from Kevin Prince. Kai Forbath converts. TEM—Bernard Pierce, 11-yard run. McManus converts. TEM—Matt Brown, 2-yard run. McManus converts. UCLA—Forbath, 40-yard field goal. UCLA—Terrence Austin, 32-yard pass from Prince. Forbath converts. UCLA—Forbath, 42-yard field goal. UCLA—Akeem Ayers, 2-yard interception. Rosario, conversion pass from Prince. UCLA—Safety.

BOWL HISTORY

UCLA		TEM
13	First Downs	18
28/93	Carries/Net Yards Rushing	42/123
221	Net Yards Passing	159
31/16/1	Pass Att/Comp/Int	23/13/2
59/314	Total Plays/Total Yards	65/282

Top Individuals

Rushing - Brown (T) 20-83-1, Moline (U) 15-69-0, Pierce (T) 12-53-1; Receiving - Rosario (U) 4-66-1, Moline (U) 3-44-0, Pierce (T) 3-33-0, Paulsen (U) 3-31-0; Passing - Prince (U) 16-31-1-221-2, Charlton (T) 13-23-2-159-1; UCLA Tackles - Ayers 9, Ky, Bosworth 7, Verner 7, R. Carter 7, Ko. Bosworth 6.

Kraft Fight Hunger Bowl

Illinois 20, UCLA 14 • December 31, 2011

SAN FRANCISCO, Calif. — UCLA dropped a 20-14 decision to Illinois in the Kraft Fight Hunger Bowl in San Francisco. After a scoreless first quarter, the Bruins jumped out to a 7-0 lead on a 16-yard scoring pass from Kevin Prince to Taylor Embree. The Bruin defense held the Fighting Illini to a field goal on the final drive of the first half after the Big 10 squad had a first-and-goal from the Bruin five-yard line. After the teams traded missed field goals in the third quarter, Prince had a pass intercepted and returned for a touchdown in the final minute of the quarter which gave Illinois a 10-7 lead heading into the final 15 minutes. The Illini offense then scored on its next two possessions, adding a field goal, early in the fourth quarter, and a touchdown, on a long scoring pass, for a 20-7 lead with 5:32 to play. The Bruins answered by driving 84 yards on nine plays to score on a Prince to Nelson Rosario 38-yard pass with 29 seconds remaining. Illinois recovered the subsequent on-side kick attempt and ran out the clock. Prince finished with 201 yards passing on the day, but the stingy Illinois defense yielded just 18 Bruin yards on the ground. Linebackers Jordan Zumwalt and Eric Kendricks led the UCLA defense with 10 tackles each.

Scoring

UCLA	0	7	0	7	—	14
Illinois	0	3	7	10	—	20

Weather: Partly Cloudy, 63°. Attendance: 29,878

Scoring: UCLA—Taylor Embree, 16-yard pass from Kevin Prince. Tyler Gonzalez converts. ILL—Derek Dimke, 36-yard field goal. ILL—Terry Hawthorne, 39-yard interception return. Dimke converts. ILL—Dimke, 37-yard field goal. ILL—A.J. Jenkins, 60-yard pass from Nathan Scheelhaase. Dimke converts. UCLA—Nelson Rosario, 38-yard pass from Prince. Gonzalez converts.

UCLA		ILL
14	First Downs	17
30/18	Carries/Net Yards Rushing	43/178
201	Net Yards Passing	148
29/14/1	Pass Att/Comp/Int	33/19/1
59/219	Total Plays/Total Yards	76/326

Top Individuals

Rushing - Scheelhaase (I) 22-110-0, Young (I) 12-45-0, Coleman (U) 9-39-0, Franklin (U) 8-34-0; Receiving - Jenkins (I) 6-80-1, Fauria (U) 5-36-0, Smith (U) 3-60-0, Rosario (U) 3-55-1, Evans (U) 1-29-0; Passing - Prince (U) 14-29-1-201-2, Scheelhaase (I) 18-30-1-139-1; UCLA Tackles - Zumwalt 10, Kendricks 10, Love 8, Hilliard 7, Graham 6.

Bridgepoint Education Holiday Bowl

Baylor 49, UCLA 26 • December 27, 2012

SAN DIEGO, Calif. — UCLA dropped a 49-26 decision to Baylor in the Bridgepoint Holiday Bowl. Redshirt freshman quarterback Brett Hundley established a new school single-season mark for passing yardage during the contest as he threw for 329 yards and three scores. The Bruins finished the season at 9-5, after playing in its first Holiday Bowl game.

After BU extended its lead to 21-0 early in the second, the Bruin defense forced a fumble and two plays later Hundley found Joseph Fauria for a 22-yard score with 6:21 to play.

However, Baylor came right back to reassert its control of the game with a seven-play, 75-yard touchdown drive. The Bears scored on the next possession as well before UCLA closed the half with a 30-yard field goal by Ka'imi Fairbairn.

The Bruins used another field goal by Fairbairn, this one from 40-yards out, to make the score 35-13 early in the third quarter. The Bruin defense held on BU's next possession and, after Shaq Evans' 43-yard punt return, had the ball at the Baylor 41-yard line. However, four straight incomplete passes turned the ball over and BU drove down for a touchdown to carry a 42-13 advantage into the final quarter of play.

Hundley connected on a 24-yard scoring pass to Evans following

ALL-TIME BOWL RESULTS (16-19-1 Overall)

Date	W/L	UCLA Score	Opponent Score	Bowl Game
Dec. 28, 2021	not played	due to COVID-19 protocols	- N.C. State	San Diego Co. Credit Union Holiday Bowl
Dec. 26, 2017	L	UCLA 17	Kansas State 35	Cactus Bowl
Dec. 26, 2015	L	UCLA 29	Nebraska 37	Foster Farms Bowl
Jan. 2, 2015	W	UCLA 40	Kansas State 35	Valero Alamo Bowl
Dec. 31, 2013	W	UCLA 42	Virginia Tech 12	Hyundai Sun Bowl
Dec. 27, 2012	L	UCLA 26	Baylor 49	Bridgepoint Education Holiday Bowl
Dec. 31, 2011	L	UCLA 14	Illinois 20	Kraft Fight Hunger Bowl
Dec. 29, 2009	W	UCLA 30	Temple 21	EagleBank Bowl
Dec. 22, 2007	L	UCLA 16	Brigham Young 17	Pioneer Las Vegas Bowl
Dec. 27, 2006	L	UCLA 27	Florida State 44	Emerald Bowl
Dec. 30, 2005	W	UCLA 50	Northwestern 38	Vitalis Sun Bowl
Dec. 23, 2004	L	UCLA 21	Wyoming 24	Pioneer PureVision Las Vegas Bowl
Dec. 30, 2003	L	UCLA 9	Fresno State 17	Silicon Valley Football Classic
Dec. 25, 2002	W	UCLA 27	New Mexico 13	SEGA Sports Las Vegas Bowl
Dec. 29, 2000	L	UCLA 20	Wisconsin 21	Wells Fargo Sun Bowl
Jan. 1, 1999	L	UCLA 31	Wisconsin 38	Rose Bowl presented by AT&T
Jan. 1, 1998	W	UCLA 29	Texas A&M 23	Southwestern Bell Cotton Bowl
Dec. 25, 1995	L	UCLA 30	Kansas 51	Jeep Eagle Aloha Bowl
Jan. 1, 1994	L	UCLA 16	Wisconsin 21	Rose Bowl
Dec. 31, 1991	W	UCLA 6	Illinois 3	Hancock Bowl
Jan. 2, 1989	W	UCLA 17	Arkansas 3	Mobil Cotton Bowl
Dec. 25, 1987	W	UCLA 20	Florida 16	Jeep Eagle Aloha Bowl
Dec. 30, 1986	W	UCLA 31	Brigham Young 10	Freedom Bowl
Jan. 1, 1986	W	UCLA 45	Iowa 28	Rose Bowl
Jan. 1, 1985	W	UCLA 39	Miami 37	Fiesta Bowl
Jan. 2, 1984	W	UCLA 45	Illinois 9	Rose Bowl
Jan. 1, 1983	W	UCLA 24	Michigan 14	Rose Bowl
Dec. 31, 1981	L	UCLA 14	Michigan 33	Bluebonnet Bowl
Dec. 25, 1978	T	UCLA 10	Arkansas 10	Fiesta Bowl
Dec. 20, 1976	L	UCLA 6	Alabama 36	Liberty Bowl
Jan. 1, 1976	W	UCLA 23	Ohio State 10	Rose Bowl
Jan. 1, 1966	W	UCLA 14	Michigan State 12	Rose Bowl
Jan. 1, 1962	L	UCLA 3	Minnesota 21	Rose Bowl
Jan. 1, 1956	L	UCLA 14	Michigan State 17	Rose Bowl
Jan. 1, 1954	L	UCLA 20	Michigan State 28	Rose Bowl
Jan. 1, 1947	L	UCLA 14	Illinois 45	Rose Bowl
Jan. 1, 1943	L	UCLA 0	Georgia 9	Rose Bowl

another Baylor fumble, but the two-point pass failed to click. The Bruins ended the game with a 34-yard touchdown pass from Hundley to Logan Sweet.

Hundley (3,740 passing yards) moved past Cade McNown's 1998 single-season passing yardage mark of 3,470 on the scoring pass to Fauria. It was Fauria's 12th scoring reception of the season, a total which ranks second on the school single-season list behind J.J. Stokes' total of 17 set in the 1993 season, and his 20th career scoring catch which tied him for third on that school list.

Evans finished the season with 60 catches, a total which ranked eighth on the all-time school single-season list. Kendricks finished with 150 tackles, good for third on the all-time school single-season list.

The Bruins set a new school record for points scored in a season (482) on Hundley's 34-yard scoring pass to Sweet. The old mark was 477 points scored in the 1997 season.

Scoring

Baylor	14	21	7	7	—	49
UCLA	0	10	3	13	—	26

Weather: Clear, 53°. Attendance: 55,507

Scoring: BU—Glasco Martin, 4-yard run. Aaron Jones converts. BU—Antwan Goodley, 8-yard pass from Nick Florence. Jones converts. BU—Tevin Reese, 55-yard pass from Florence. Jones converts. UCLA—Joseph Fauria, 22-yard pass from Brett Hundley. Ka'imi Fairbairn converts. BU—Martin, 26-yard run. Jones converts. BU—L. Seastrunk, 43-yard run. Jones converts. UCLA—Fairbairn, 30-yard field goal. UCLA—Fairbairn, 40-yard field goal. BU—Martin, 1-yard run. Jones converts. BU—Martin, 26-yard run. Jones converts. UCLA—Shaq Evans 24-yard pass from Hundley. Pass failed. BU—Florence, 1-yard run. Jones converts. UCLA—Logan Sweet, 34-yard pass from Hundley. Fairbairn converts.

UCLA		BAYLOR
17	First Downs	25
28/33	Carries/Net Yards Rushing	67/306
329	Net Yards Passing	188
52/26/0	Pass Att/Comp/Int	13/10/0
80/362	Total Plays/Total Yards	80/494

Top Individuals

Rushing - Franklin (U) 14-34-0, Seastrunk (B) 16-138-1, Martin (B) 21-98-3; Receiving - Evans (U) 7-82-1, Johnson (U) 5-116-0, Fauria (U) 5-59-1, Williams (B) 5-59-0, Reese (B) 2-68-1; Passing - Hundley (U) 26-50-0-329-3, Florence (B) 10-13-0-188-2; UCLA Tackles - Zumwalt 15, Kendricks 10.

Hyundai Sun Bowl

UCLA 42, Virginia Tech 12 • December 31, 2013

EL PASO, Texas — Quarterback Brett Hundley used his arm and legs to help UCLA best Virginia Tech in the Sun Bowl. Hundley had touchdown runs of 86- and 7-yards and threw scoring passes of 8- and 59-yards against the Hokies' fourth-ranked defense. He finished with 161 yards on the ground and 226 passing yards.

"It was a special game," Hundley said. "We played well as an offense. We had to make adjustments. When we did, we got things going." Hundley and UCLA linebacker Jordan Zumwalt shared MVP honors. Zumwalt had 10 tackles and returned an interception 43 yards to set up a touchdown.

"It's the best game I've ever seen him play," Mora said about Zumwalt. "He was unbelievable from start to finish."

The Bruins (10-3) outscored the Hokies (8-5) 28-2 in the fourth quarter.

After Virginia Tech cut it to 14-10 on a 22-yard field goal with 3:53 left in the third quarter, UCLA answered with a 12-play, 85-yard drive, capped by Paul Perkins's 5-yard run early in the fourth.

True freshman linebacker Myles Jack then intercepted a pass and returned 29 yards for a touchdown that made it 28-10.

"In the second half we blocked things up better," Mora said. "We got back to doing what we do best. We played with great tempo. We were not as uptight."

UCLA pushed it to 35-12 on Hundley's 8-yard touchdown pass to freshman receiver Thomas Duarte with 7:31 to play. Hundley fired a 59-yard scoring strike down the right sideline to Shaquell Evans for another score with 5:49 remaining.

It wasn't that easy early on, though, for UCLA, which led 14-7 at the half. Hundley had six carries for 168 yards in the half. He set the Sun Bowl record for rushing yards by a quarterback by halftime, even though he lost 7 yards in the second. The win in the first meeting between the teams allowed UCLA to post its first 10-win season since 2005.

Scoring

Virginia Tech	7	0	3	2	—	12
UCLA	7	7	0	28	—	42

Weather: Clear, 47°. Attendance: 47,912

Scoring: UCLA—Brett Hundley, 7-yard run. Ka'imi Fairbairn converts. VT—J.C. Coleman, 1-yard run. Michael Branthover converts. UCLA—Hundley, 86-yard run. Fairbairn converts. VT—Branthover,

BOWL HISTORY

22-yard field goal. UCLA—Paul Perkins, 5-yard run. Fairbairn converts. UCLA—Myles Jack, 24-yard interception

UCLA	Va Tech
22	17
36/197	38/143
250	176
30/17/0	36/15/2
66/447	74/319

Top Individuals

Rushing - Hundley (U) 10-161-2, Manfro (U) 5-37-0, Thomas (VT) 3-49-0; Receiving - Evans (U) 4-92-1, James (U) 3-35-0, Lucien (U) 2-41-0, Payton (U) 2-24-0, Stanford (VT) 3-34-0; Passing - Hundley (U) 16-29-0-226-2, Fataul (U) 1-1-0-24-0; Thomas (V) 4-12-0-48-0, Leal (VT) 11-24-2-128-0; UCLA Tackles - Zumwalt 10, Goforth 8, Jefferson 7, Sermons 6.

Valero Alamo Bowl

UCLA 40, Kansas State 35 • January 2, 2015

SAN ANTONIO (AP) - Even with a 31-6 halftime lead, UCLA coach Jim Mora knew the Bruins had a lot of work to do to finish off Kansas State in the Alamo Bowl.

"We're playing the 11th-ranked team in the country, and it's not going to be easy," Mora said. "You know they're going to fight back. If they don't fight back, they don't deserve to be No. 11." The No. 14 Bruins held on, beating the Wildcats 40-35 on Friday night.

Kansas State scored 22 of the first 25 points in the second half, cutting it to 34-28 on quarterback Jake Waters' 1-yard run with 4:54 left. Paul Perkins countered for UCLA with a 67-yard run with 2:20 to go.

The Wildcats weren't finished. Waters threw a 29-yard touchdown pass with 1:21 left, but Perkins recovered the onside kick for UCLA and the Bruins ran out the clock. Waters was sacked seven times - twice by Butkus Award winner Eric Kendricks - and threw an interception (Myles Jack) and lost a fumble.

UCLA raced to a 17-0 lead in the first quarter, with quarterback Brett Hundley scoring on runs of 10 and 28 yards. The Bruins outgained Kansas State 218-4 and had a 9-1 edge in first downs in the quarter.

In the second quarter, Perkins had a 32-yard touchdown run and Hundley threw a 7-yard scoring pass to Devin Lucien. The Bruins sacked Waters five times in the half.

With the win, UCLA matched the school mark for victories in a season and become the ninth Bruin team to win as many as 10 games in a season. The 10-win season was the first back-to-back 10 wins seasons for the Bruin program since 1997 and 1998. The victory also marked UCLA's 10th straight away from the Rose Bowl (including a school-best 7-0 record in 2014). The last time it had a streak of as many as 10 straight wins away from home was when it captured a school-best 10 straight during 1997-98. It went unbeaten in 12 straight games (10-0-2) away from home in a series of contests in 1974-76, but never won more than six in a row.

Kendricks established a school record with his 11th double-digit tackle performance of the season and upped his school record career tackle total to 481. Kendricks finished the season with 149 tackles, which was fourth on the school single-season list. Hundley improved his school record totals in touchdown passes to 75 and total offense to 11,713 yards.

Kicker Ka'imi Fairbairn became the first Bruin to register at least 100 points in three straight seasons during the contest.

Receiver Jordan Payton caught a pass in his 16 straight game. With his four catches, receiver Payton moved up to sixth, with a total of 67, on the school's all-time single-season receptions list.

Perkins registered a new career-high of 194 yards rushing in the win and moved past Wendell Tyler (1,388-1975), Freeman McNeil (1,396-1979), Gaston Green (1,405-1986) and Karim Abdul-Jabbar (1,571) and into second-place on the school's all-time single-season rushing list. Perkins' season total of 1,575 yards ranks second on the all-time school list behind only Johnathan Franklin (1,734 in 2012).

It was UCLA's third win of the season over a team ranked in the AP top 15 at the time of the game, which is the most by the program since it defeated four such teams in 1952 --- previous 2014 wins were at No. 15 Arizona State and vs. No. 14 Arizona. In the 1952 season, the Bruins posted wins over No. 9 TCU, No. 13 Stanford, at No. 10 Wisconsin and at No. 11 California.

UCLA has now played a game in the state of Texas in six straight calendar years: 2015 - Alamo Bowl, 2014 - win in Arlington, Texas vs. Texas, 2013 - win in El Paso, Texas Sun Bowl vs. Virginia Tech, 2012 - win in Houston, Texas at Rice, 2011 loss at U. of Houston, 2010 win at U. of Texas.

Scoring

Kansas State	0	6	15	14	—	35
UCLA	17	14	3	6	—	40

Weather: Clear, 74° indoors. Attendance: 60,517

Scoring: UCLA—Brett Hundley, 10-yard run. Ka'imi Fairbairn converts. UCLA—Fairbairn 27-yd field goal. UCLA—Hundley 28 yd run, Fairbairn converts. KS—Matthew McCrane, 47-yd field goal. KS—McCrane 29-yd field goal. UCLA—Paul Perkins, 32-yard run. Fairbairn converts. UCLA—Devin Lucien 7-yd pass from Hundley. Fairbairn converts. KS—Tyler Lockett 3-yd pass from Jake Waters. Lockett pass from Waters. KS—DeMarcus Robinson 2-yd run. McCrane converts. UCLA—Fairbairn 44-yd field goal. KS—Waters 1-yd run. McCrane converts. UCLA—Perkins 67-yd run. Perkins rush failed. KS—Lockett 29-yd pass from Waters. McCrane converts.

UCLA	K-State
16	27
39/331	33/31
136	338
24/12/0	49/31/1
63/467	81/369
1/1	6/16
15/128	6/39
24:36	35:24
7/15	6/16
7/51	2/14
4/4	4/4

Top Individuals

Rushing - Perkins (U) 20-194-2, Hundley (U) 11-96-2, Lucien (U) 1-34-0, Jones (KS) 9-19-0; Receiving - Payton (U) 4-58-0, Lucien (U) 3-29-1, Fuller (U) 2-19-0, Johnson (U) 2-11-0, Duarte (U) 1-19-0, Lockett (KS) 13-164-2, Sexton (KS) 10-104-0, Cook (KS) 3-26-0; Passing - Hundley (U) 12-24-0-136-1; Waters (KS) 31-48-1-338-2; UCLA Tackles - Kendricks 10, Moreau 9, Wadood 8, Jack 8, Jefferson 7.

Foster Farms Bowl

Nebraska 37, UCLA 29 • December 26, 2015

SANTA CLARA, Calif. - Tommy Armstrong Jr. threw a touchdown pass and ran for another score to help Nebraska cap its season by beating UCLA 37-29 in the Foster Farms Bowl on Saturday night.

The Cornhuskers (6-7) scored 30 straight points after falling behind 21-7 early to overtake the Bruins (8-5) and provide a happy ending to coach Mike Riley's first season.

Stanley Morgan Jr. gave Nebraska the lead for good with a one-handed, 22-yard catch in the third quarter and Imani Cross, Terrell Newby and Andy Janovich all ran for scores for the Cornhuskers.

Armstrong completed 12 of 19 passes for 174 yards and ran for 76 more to lead the way for Nebraska, which had a season-high 326 yards rushing on 62 carries.

Josh Rosen threw for 319 yards and two touchdowns for the Bruins.

Nebraska only got the chance to play in a bowl because there were not enough six-victory teams to fill all 80 slots — and the Cornhuskers made the most of the opportunity by taking the game over in the third quarter.

After tying the score with two late touchdowns in the second quarter, Nebraska outgained UCLA 196 to 1 in the third quarter behind a dominant running game.

The Cornhuskers gained 151 yards on the ground alone in the third quarter, with the run game setting up Morgan's touchdown catch that made the score 27-21 and then leading the way on drives that ended in a field goal and Armstrong's 3-yard run in the opening minute of the fourth quarter to make the score 37-21.

UCLA defensive back Jaleel Wadood recorded 10 tackles, one for loss, and added a fumble recovery while earning the Defensive Player of the Game honors.

Scoring

UCLA	7	14	0	8	—	29
Nebraska	7	14	9	7	—	37

Weather: Partly Cloudy 46°. Attendance: 33,527

Scoring: UCLA—Paul Perkins, 1-yard run. Ka'imi Fairbairn converts. NEB—Imani Cross, 1-yard run. Drew Brown converts. UCLA—Kenneth Walker 60-yd pass from Josh Rosen. Fairbairn converts. UCLA—Nate Starks, 26-yard pass from Rosen. Fairbairn converts. NEB—Terrell Newby 3-yd run. Brown converts. NEB—Andy Janovich, 1-yard run. Brown converts. NEB—Stanley Morgan 22-yd pass from Tommy Armstrong. Kick failed. NEB—Brown 20-yd field goal. NEB—Armstrong 3-yd run. Brown converts. UCLA—Jordan Payton 9-yd pass from Rosen. Thomas Duarte pass from Rosen.

UCLA	NEB
17	31
16/67	62/326
319	174
41/26/2	19/12/0
57/386	81/500
2/0	1/1
7/56	6/38

21:45	Time of Possession	38:15
5/12	Third Down Conversion/Att	7/11
1/7	Sacks/Yds	0/0
2/3	Red Zone	5/6

Top Individuals

Rushing - Perkins (U) 12-68-1; Ozigbo (N) 21-87-0, Armstrong (N) 10-76-1; Cross (N) 15-55-1; Receiving - Andrews (U) 6-38-0, Duarte (U) 4-52-0, Walker (U) 3-88-1, Payton (U) 3-37-1; Reilly (N) 3-38-0, Westerkamp (N) 2-44-0; Passing - Rosen (U) 26-40-2-319-3, Armstrong (N) 12-19-0-174-1; UCLA Tackles - Clark 11, Wadood 10, Goforth 9, Wallace 8.

Cactus Bowl

Kansas State 35, UCLA 17 • December 26, 2017

PHOENIX, Ariz. (AP) - UCLA concluded its 2017 season with a 35-17 loss to Kansas State at the Cactus Bowl. The Bruins (6-7) led 17-7 at the half, but Kansas State (8-5) scored four unanswered touchdowns in the second half to secure the win.

The Bruins held a 17-7 advantage at halftime after two long touchdown passes from freshman quarterback Devon Modster. With K-State leading 10-3, Modster hit Jordan Lasley on a screen pass, and after a well-timed block by Christian Pabico, Lasley took it down 52 yards for the touchdown. The touchdown was Lasley's ninth touchdown reception of the season and 14th of his career. After a quick three-and-out, the Bruins scored quickly on their next possession, with Modster bombing a 70-yard touchdown pass to Theo Howard on the second play of the drive.

Kansas State flipped the script on the Bruins late in the third quarter, scoring two touchdowns in two minutes to take a 21-17 lead with 4:22 to play in the third. On fourth-and-goal on the one, Alex Delton pushed his way into the end zone to trim UCLA's lead to 17-14 with 6:39 left on the clock. The Wildcats quickly got the ball back thanks to a Bruin fumble on their own 24, and four players later, Delton threw to Dominique Heath for an eight-yard touchdown and the lead. The Wildcats extended the lead to 28-17 on another fourth down touchdown. On fourth-and-one on the 41, Alex Barnes ran it for a 41-yard rushing touchdown with 14:01 to play in the game. Kansas State scored its final touchdown on a 15-play, 98-yard drive with 4:34 remaining.

Modster finished the game 21-34 for a career-high 295 yards and two touchdowns. Lasley led UCLA with 128 yards receiving and tied a UCLA single-season record held by Freddie Mitchell in 2000 with his seventh 100-yard receiving game of the year. Howard recorded a career-high 119 yards receiving. Kenny Young, in his 42nd career start, and Jaleel Wadood led UCLA with nine tackles each.

Quarterback Josh Rosen warmed-up before the game, but was not cleared by the medical staff to play in the contest.

Scoring

Kansas State	7	0	14	14	—	35
UCLA	3	14	0	0	—	17

Weather: Clear, 66° indoors. Attendance: 32,859

Scoring: UCLA—JJ Molson, 44-yd field goal. KS—Alex Delton, 68-yd run. Matthew McCrane converts. UCLA—Jordan Lasley 52-yd pass from Devon Modster. Molson converts. UCLA—Theo Howard, 70-yd pass from Modster. Molson converts. KS—Delton 1-yd run. McCrane converts. KS—Dominique Heath 8-yd pass from Delton. McCrane converts. KS—Alex Barnes 41-yd run. McCrane converts. KS—Delton 3-yd run. McCrane converts.

UCLA	K-State
14	21
25/69	49/344
295	79
34/21/0	17/10/1
59/364	66/423
1/1	1/0
8/73	2/20
24:43	35:07
3/13	6/13
3/6	0/0
0/0	3/3

Top Individuals

Rushing - Olorunfunmi (U) 12-23-0, Felton (U) 4-21-0, Modster (U) 2-19-0, Delton (KS) 20-158-3, Barnes (KS) 12-117-1; Receiving - Lasley (U) 8-128-1, Howard (U) 8-119-1, Olorunfunmi (U) 2-13-0, J. Wilson (U) 1-18-0, Pabico (U) 1-11-0, D. Heath (KS) 5-49-1, Pringle (KS) 2-19-0; Passing - Modster (U) 21-34-0-295-2; Thompson (KS) 3-7-1-27-0, Delton (KS) 7-10-0-52-1; UCLA Tackles - Wadood 9, Young 9, Pickett 4, Osling 4, Tuioti-Mariner 4.

UCLA's NATIONAL CHAMPIONSHIP SEASON

In 1954, UCLA fielded the finest football team in the school's history. The 1954 Bruins compiled a perfect 9-0 record and were voted National Champions by United Press International at the end of the season.

Most of the key players from the 1953 Bruins, who posted a record of 8-2, returned for the 1954 season, led by legendary head coach Henry R. "Red" Sanders. During his nine seasons in Westwood, Sanders' winning percentage was .773 and he won three Pacific Coast Conference titles.

The Bruins opened the 1954 season on Sept. 18 with a 67-0 victory over San Diego Navy at the Coliseum. The point total was the highest in school history at the time. The following week, the Bruins improved to 2-0 with a 32-7 victory at Kansas.

On Friday night, Oct. 1, amid much pre-game hype, defending national champion Maryland invaded the Coliseum. Playing in front of 73,376 fans, Bob Davenport rushed for 87 yards and both touchdowns in a 12-7 Bruin victory.

The next week, UCLA received its sternest test of the year. Playing Washington on the road in Seattle, UCLA built a 21-0 lead. However, the Husky passing attack brought the home team within striking distance and a missed PAT turned out to be the difference in a 21-20 Bruin win.

Stanford was next on the hit parade and the Indians were hit often. The Bruins rushed for 418 yards and threw for 59 more. Defensively, UCLA intercepted Stanford, led by future NFL quarterback John Brodie, eight times. UCLA scored early and often en route to a 72-0 win and a victory margin that remains as the school record.

The carnage continued the following week as the Bruins won 61-0 at Oregon State. UCLA accounted for 593 yards of total offense, including 498 on the ground.

The following week, California scored the only touchdown UCLA's defense allowed in the season's final five games, but it wasn't nearly enough. The Bruins won 27-6 in Berkeley, behind 113 yards rushing and 120 yards passing by Primo Villanueva.

The Bruins improved to 8-0 on the season the following week, shutting out Oregon, 41-0, in the Coliseum.

On Nov. 20, the Bruins faced USC before 102,548 fans in the sold out Coliseum. UCLA held a 7-0 lead entering the fourth quarter before exploding for 27 points in the final 15 minutes to finish the season with a perfect 9-0 record.

UCLA did not play in the Rose Bowl following that magical season because of the "no-repeat" rule. It was voted No. 1 on the United Press International poll and shared the national championship with Ohio State (the Associated Press champ).

The 1954 team set numerous records, including points in a season (367), points in a game (72) and touchdowns in a season (55). It led the nation in scoring offense (40.8 average) and scoring defense (4.4 average). Today, it still ranks No. 1 in school history in rushing defense (659 yards), total defense (1,708 yards) and scoring defense (40 points) while its 40.8 scoring average ranks second in school history.

Tackle Jack Ellena, who finished seventh in the 1954 Heisman Trophy balloting, along with guard Jim Salisbury, fullback Bob Davenport and halfback Primo Villanueva each earned first-team All-America honors, as well as All-Coast and All-PCC acclaim. Eight other Bruins were named All-America honorable mention, including guard Sam Boghosian, who earned Academic All-America honors and was first-team All-Coast. Terry Debay was the team's most valuable player and a second-team Academic All-American.

Other All-America honorable mentions included Hardiman Cureton (All-Coast and All-PCC second team), John Peterson (All-Coast second team), Bob Heydenfeldt (All-Coast second team), Jim Decker (All-PCC second team), Joe Ray (All-Coast and All-PCC second team) and Rommie Loudd. Bob Long was selected second-team All-Coast and All-PCC while Gil Moreno and Warner Benjamin earned All-Coast honorable mention.

Decker led the team and ranked fifth in the PCC in rushing with 508 yards, followed by Villanueva with 486 and Davenport with 479. Villanueva passed for 400 yards and five touchdowns to lead the team while Davenport led the PCC in scoring with 11 touchdowns and Sam Brown led the league in punt returns (26.2 average and three touchdowns). Heydenfeldt ranked second in punting (39.9).

Tommy Prothro, who would later become head coach at UCLA (1965-70) after a successful stint at Oregon State, was a key assistant coach on this team. He was inducted into the National Football Foundation Hall of Fame in 1991.

Final 1954 UPI Coaches' Poll - 1. UCLA (9-0), 2. Ohio State (9-0), 3. Oklahoma (10-0), 4. Notre Dame (8-1), 5. Navy (7-2), 6. Ole Miss (9-1), 7. Army (7-2), 8. Arkansas (7-2), 9. Miami (8-1), 10. Wisconsin (7-2), 11t. Georgia Tech (8-3), 11t. Maryland (7-2-1), 11t USC (8-3), 14. Duke (7-2-1), 15. Michigan (6-3), 16. Penn State (7-2), 17. SMU (6-3-1), 18. Denver (9-1), 19. Rice (7-3), 20. Minnesota (7-2).



UCLA'S COLLEGE FOOTBALL HALL OF FAMERS

QB TROY AIKMAN • Henryetta, Calif. (Henryetta HS)

Inducted in the Class of 2008 ... UCLA's starting quarterback from 1987-88 ... consensus All-American in 1988 ... inducted into the National Football Foundation Hall of Fame in 2008 ... 1988 winner of the Davey O'Brien National Quarterback Award ... third in the 1988 Heisman Trophy voting ... 1987 Conference Offensive Player of the Year ... ranks seventh in school history in career touchdown passes (41); eighth in completions (406); ninth in yardage (5,298) despite playing just two years after transferring from Oklahoma ... led UCLA to a two-year record of 20-4 and a couple of bowl victories ... his 24 touchdown passes in 1988 rank fifth (tied) on that UCLA list ... No. 1 selection in the 1989 NFL Draft by the Dallas Cowboys ... won three Super Bowls in his 12-year NFL career ... became the second Bruin to be selected for both the NFF (2008) and Pro Football (2006) Halls of Fame ... had his UCLA jersey retired in Nov. of 2014.

QB GARY BEBAN • Redwood City, Calif. (Sequoia HS)

Inducted in the Class of 1988 ... UCLA's starting quarterback from 1965-67 ... only UCLA player to win Heisman Trophy (1967) ... consensus All-American in 1967 ... inducted into the National Football Foundation Hall of Fame in 1988 ... 1967 Sporting News Player of the Year, Pop Warner Trophy and Maxwell Award winner ... ranks 13th in career passing yards with 4,087 and ninth in career total offense with 5,358 yards ... ranks fifth in school history with 35 career touchdowns and 13th in scoring (214) ... led the team in passing and total offense three times ... charter member of UCLA Athletic Hall of Fame ... named to ESPN's List of 150 Greatest College Football Players of all-time.

OL RANDY CROSS • Tarzana, Calif. (Crespi HS)

One of the best linemen to play at UCLA, Randy started at both center and guard during the 1973-74-75 seasons ... named All-American in 1975 ... starter in 28 of his 34 career games, including the final 23 ... Named team's outstanding lineman in 1974 and 1975 ... member of the 1976 Rose Bowl team which defeated top-ranked Ohio State ... team went 24-7-3 in his three seasons ... second-round selection of the 49' ers in the '76 NFL draft ... played with San Francisco from 1976-88 and was on Super Bowl championship teams in '82, '85 and '89 ... works as an NFL and college television analyst for CBS/CBS College Sports, Sirius Sports radio ... inducted into the National Football Foundation Hall of Fame in 2010.

COACH TERRY DONAHUE • North Hollywood, Calif. (Notre Dame HS)

Served as head coach for 20 years (1976-95) ... the winningest coach in school history with a record of 151-74-8 and the winningest coach in Pacific-12 Conference history with 98 league victories ... the first coach in NCAA history to win a bowl game in seven consecutive seasons (1982-88) ... his teams went on to win eight straight bowls overall ... led UCLA to five Pac-10 titles, four Rose Bowls and a post-season record of 8-4-1 ... won his final five games against USC, becoming the first coach in the history of the series to win five consecutive games, and finished with a 10-9-1 record in the series ... 1985 and 1993 Conference Coach of the Year ... inducted into the National Football Foundation Hall of Fame in 2000 ... inducted into the UCLA Athletic Hall of Fame in 2001 ... named to ESPN's List of 150 Greatest College Football Coaches of all-time.

S KENNY EASLEY • Chesapeake, Va. (Smith HS)

Played free safety for UCLA from 1977-1980 ... became a starter in the second game of his freshman year ... one of two three-time consensus All-Americans in UCLA and Pac-10 history (1978-80) ... first defensive four-time first-team All-Pac-10 player (1977-80) ... ranks first on UCLA career interception list with 19 and fifth in career tackles with 374 ... inducted into the UCLA Athletic Hall of Fame in 1991 ... inducted into the National Football Foundation (College Football) Hall of Fame in 1991 ... named to Class of 2017 Pro Football Hall of Fame ... named to ESPN's List of 150 Greatest College Football Players of all-time.

WR TOM FEARS • Los Angeles, Calif. (Manual Arts HS)

Tom played wide receiver in 1946-47 ... earned All-Coast recognition as a senior ... starred with the Los Angeles Rams of the NFL ... inducted into the UCLA Athletic Hall of Fame in 1989 ... inducted into the National Football Foundation (College Football) Hall of Fame in 1976 ... first Mexican-born player to be drafted into the NFL ... went on to work as a coach in the NFL, serving as head coach of the New Orleans Saints (1967-70) ... first Bruin in the NFF and Pro Football Halls of Fame.

HB BILLY KILMER • Azusa, Calif. (Citrus Union HS)

Billy played single-wing halfback in 1958-59-60 ... named All-American in 1960 ... team MVP in 1960 ... led the nation in total offense that season with 1,889 yards ... led UCLA in total offense, passing and punting in 1959-60 and both rushing and scoring in 1960 ... 1960 Pop Warner Trophy winner as top senior on the West Coast ... went on to a highly successful NFL career as a quarterback with San Francisco, New Orleans and Washington ... played in the 1973 Super Bowl with Washington ... inducted into the National Football Foundation (College Football) Hall of Fame in 1999.

QB CADE MCNOWN • West Linn, Ore. (West Linn HS)

Cade was a four-year starter for UCLA from 1995-98 ... his teams posted a 30-14 record in his starts and captured Pac-10 championships in 1997 and 1998 ... only player in UCLA history to throw for at least 10,000 career yards and to quarterback the Bruins to four-straight wins over USC ... finished his career as the conference's career leader in total offense (11,285) ... quarterbacked the Bruins to a school-record 20 straight wins in '97-98 ... led the nation in passing efficiency in 1997 (168.6) ... threw for 340 yards in the 1999 Rose Bowl Game ... holds the UCLA school mark for passing yards in a game (513 v. Miami) ... named consensus first-team All-America, Pac-10 Co-Offensive Player of the Year, Johnny Unitas Golden Arm Award winner, Washington, D.C. QB Club Quarterback of the Year, and Pop Warner Award recipient (top player in the West) after the 1998 season ... finished third in the Heisman Trophy voting in 1998 and eighth in 1997 ... ranked among the nation's top 10 in passing efficiency and total offense in 1998 ... played four seasons in the NFL after being a first-round selection in the 1999 NFL Draft ... inducted into the National Football Foundation Hall of Fame class of 2020.

LB/C DONN MOOMAW • Santa Ana, Calif. (Santa Ana HS)

Starting linebacker/center for UCLA from 1950-52 ... earned All-American honors in 1950 and consensus honors in 1952 ... all-conference from 1950-52 ... fourth in the 1952 Heisman Trophy balloting ... inducted

into the National Football Foundation (College Football) Hall of Fame in 1973 ... 1952 Academic All-American ... first round draft choice of Los Angeles Rams in 1953 NFL Draft ... charter member of UCLA Athletic Hall of Fame and the GTE Academic All-America Hall of Fame.

OL JONATHAN OGDEN • Washington, D.C. (St. Albans HS)

Played offensive tackle in 1992-93-94-95 ... consensus All-American in 1995 ... twice selected All-Pac-10 (1994-95) ... four-year starter ... winner of 1995 Outland Trophy ... runner-up for 1995 Lombardi Award ... did not allow a sack as a senior and just one in his final two years ... moved into the starting lineup midway through his true freshman season ... selected in first round (No. 4 overall) by the Baltimore Ravens in the 1996 NFL Draft ... selected to play in 11 Pro Bowls ... played in the 2001 Super Bowl ... retired on June 12, 2008 after 12 NFL seasons ... UCLA jersey was retired in Feb. of 1997 ... selected to the National Football Foundation (College Football) Hall of Fame in 2012 ... class of 2013 Pro Football Hall of Fame ... named to ESPN's List of 150 Greatest College Football Players of all-time.

COACH TOMMY PROTHRO • Memphis, Tenn. (Riverside Military Academy)

Served as head coach of the Bruins from 1965-70 ... compiled record of 41-18-3 and his winning percentage of .686 ranks second in UCLA history (three years minimum) ... led UCLA to its first bowl win, a 14-12 victory over Michigan State in the 1966 Rose Bowl ... four of his six teams ranked in the final UPI Top 10 ... Coached UCLA's only Heisman Trophy winner (Gary Beban) ... 1965 AFCA National Football Coach of the Year ... inducted into the UCLA Athletic Hall of Fame in 1986 ... coached 1962 Heisman Trophy winner Terry Baker at Oregon State ... inducted into the National Football Foundation (College Football) Hall of Fame in 1991.

LB JERRY ROBINSON • Santa Rosa, Calif. (Cardinal Newman HS)

Starting linebacker for UCLA from 1976-78 and a reserve receiver in 1975 ... the nation's first three-time consensus All-American since SMU's Doak Walker in 1947-49 and the first-ever in Pac-10 and UCLA history (1976-78) ... all-conference from 1976-78 ... ranks second on UCLA career tackles list, with 468, and first (161 in 1978) and second (159 in 1976) on the single-season lists ... 10th in the 1978 Heisman Trophy balloting ... 1978 Pop Warner Trophy winner as top player in West ... inducted into the UCLA Athletic Hall of Fame in 1991 ... inducted into the National Football Foundation (College Football) Hall of Fame in 1996 ... named to ESPN's List of 150 Greatest College Football Players of all-time.

COACH RED SANDERS • Nashville, Tenn. (Riverside Military Academy)

Served as head coach from 1949 through 1957, passing away shortly before the 1958 season ... led UCLA to its only national championship in 1954 ... compiled a record of 66-19 and his winning percentage of .773 is the highest in UCLA history ... won three Pacific Coast Conference titles ... 1954 AFCA National Football Coach of the Year ... charter member of the UCLA Athletic Hall of Fame ... inducted into the National Football Foundation (College Football) Hall of Fame in 1996.

QB JOHN SCIARRA • Alhambra, Calif. (Bishop Amat HS)

Inducted in the Class of 2014 ... played quarterback at UCLA in 1972-73-74-75 and posted a 16-3-3 record as starter ... named a consensus All-American in 1975 ... 1975 tri-captain ... led Bruins to a win in the 1976 Rose Bowl over top-ranked Ohio State and was named Player of the Game ... finished seventh in the 1975 Heisman Trophy voting ... member of the Rose Bowl Hall of Fame ... NCAA Post-Graduate scholarship winner ... NCAA Top 10 Award winner ... National FB Foundation Scholar-Athlete ... played in the Canadian Football League and with the Philadelphia Eagles from 1978-83 ... was a member of the 1981 Eagles Super Bowl team.

OL AL SPARLIS • Los Angeles, Calif. (Poly HS)

Al played guard in 1941-42-45 ... named an All-American following the 1945 season ... starter on UCLA's first Rose Bowl team in 1943 ... returned to UCLA after a three-year stint in the U.S. Air Force ... named team MVP in '45 ... inducted into the National Football Foundation (College Football) Hall of Fame in 1983.

HB KENNY WASHINGTON • Los Angeles, Calif. (Lincoln HS)

Played halfback for UCLA from 1937-1939 ... UCLA's first All-American in 1939 ... all-conference in 1939 ... inducted into the National Football Foundation (College Football) Hall of Fame in 1956, the first UCLA player so honored ... sixth in the 1939 Heisman Trophy balloting ... ranks 19th on UCLA career rushing list with 1,915 yards (he ranked first from 1939 through 1972) and among the all-time leaders in total offense with 3,206 yards ... led the team in passing and rushing three straight seasons ... charter member of the UCLA Athletic Hall of Fame.



Jerry Robinson

BRUINS IN THE PROFESSIONAL FOOTBALL HALL OF FAME

QB TROY AIKMAN • Henryetta, Okla. (Henryetta HS)

Inducted in 2006 ... Aikman was the quarterback for the Dallas Cowboys from 1989-2000 ... No. 1 selection of the 1989 NFL Draft ... first quarterback in NFL history to win three Super Bowls in a four-year span ... winningest starting quarterback of any decade with 90 of 94 career wins occurring in 1990s ... passed for 32,942 yards and 165 touchdowns in his 165 starts ... posted 13 regular season and four playoff 300-yard passing games ... named to six Pro Bowls.

S KENNY EASLEY • Chesapeake, Va. (Smith HS)

Inducted in 2017 ... played free safety for UCLA from 1977-1980 ... first-round pick, No. 4 overall, by the Seattle Seahawks in 1981 NFL Draft ... played from 1981-87 with the Seahawks ... 1981 AFC Defensive Rookie of the Year ... 1983 AFC Defensive Player of the Year ... 1984 NFL Defensive Player of the Year after leading the league with 10 interceptions ... four-time All-Pro Selection ... recorded 32 interceptions as a pro ... named to the NFL's All-Decade Team of the 1980's ... inducted into the UCLA Athletic Hall of Fame in 1991 ... inducted into the National Football Foundation Hall of Fame in 1991 ... named to Class of 2017 Pro Football Hall of Fame ... named to ESPN's List of 150 Greatest College Football Players of all-time.

WR TOM FEARS • Los Angeles, Calif. (Manual Arts HS)

Inducted in 1970 ... Fears played wide receiver for the Los Angeles Rams from 1948-56 ... during his career, he made 400 receptions for 5,397 yards and 38 touchdowns ... led all NFL receivers in each of his first three seasons (1948-50) ... in 1950, he made 84 receptions for 1,116 yards and seven touchdowns ... set a single-game record (since broken) with 18 receptions ... first Mexican-born player to be drafted into the NFL ... went on to work as a coach in the NFL, serving as head coach of the New Orleans Saints (1967-70) ... the first Bruin in the Pro Football and College Football Hall of Fame ... passed away in 2000.

DB JIMMY JOHNSON • Kingsburg, Calif. (Kingsburg HS)

Inducted in 1994 ... Johnson played cornerback for the San Francisco 49ers from 1961-76 ... during his career, he made 47 interceptions for 615 yards... played in five Pro Bowls ... opponents usually avoided throwing in his area ... also caught 40 passes for a 17.25 yards per catch average ... brother of 1960 Olympic gold medalist Rafer Johnson.

OL JONATHAN OGDEN • Washington, D.C. (St. Albans HS)

Inducted in 2013 ... selected in first round (No. 4 overall) by the Baltimore Ravens in the 1996 NFL Draft ... played 12 seasons with the Ravens ... selected to play in 11 Pro Bowls ... named All-Pro nine times ... played in the 2001 Super Bowl ... retired on June 12, 2008 after 12 NFL seasons ... UCLA jersey was retired in Feb. of 1997 ... selected to the National Football Foundation Hall of Fame in 2012 ... named to ESPN's List of 150 Greatest College Football Players of all-time.

QB/ DB/ K BOB WATERFIELD • Van Nuys, Calif. (Van Nuys HS)

Inducted in 1965 (third Hall of Fame class) ... Waterfield played for the Cleveland Rams in 1945 and the Los Angeles Rams in 1946-52 ... named NFL Most Valuable Player as a rookie in 1945 while leading the Rams to the league championship ... led the NFL in passing in 1946 and 1951 and in touchdown passes in 1945 and 1946 ... played both ways and made 20 career interceptions ... led the NFL in field goals made in three separate seasons ... passed away in 1983.



Troy Aikman




Jonathan Ogden



Jimmy Johnson



Bob Waterfield (l)



Kenny Easley

UCLA'S ALL-AMERICANS

UCLA has had 97 first-team All-American selections (88 players), headed by three-time consensus choices Jerry Robinson and Kenny Easley. Robinson (1976-77-78), an inside linebacker, and Easley (1978-79-80), a free safety, were the only three-time consensus All-Americans in Pac-10 history. The list also includes 1967 Heisman Trophy winner Gary Beban, 1988 Davey O'Brien Award winner Troy Aikman, Outland Trophy winners Jonathan Ogden (1995) and Kris Farris (1998), 1998 Unitas Award winner Cade McNown, 2005 Mackey Award winner Mercedes Lewis, 2009 Groza Award winner Kai Forbath, 2013 Lott Trophy winner Anthony Barr, 2014 Lott Trophy, Butkus Award winner Eric Kendricks and 2015 Groza Award winner Ka'imi Fairbairn. Chris Sailer is the only Bruin to earn first-team All-America honors at two positions in the same season.

Year	Name
1938	John Ryland, g (third team)
1939	Kenny Washington, h
1942	Jack Lescoulie, g (third team)
1945	Al Sparlis, g
1946	* Burr Baldwin, e
	Ernie Case, b (second team)
	Don Paul, c (second team)
	Jerry Shipkey, b (second team)
	Don Malmberg, g (second team)
1947	Tom Fears, e (second team)
	Mike Dimitro, g (third team)
1950	Donn Moomaw, lb
1951	Donn Moomaw, lb (second team)
1952	* Donn Moomaw, lb
	Paul Cameron, hb
	Ernie Stockert, e (second team)
1953	* Paul Cameron, hb
1954	* Jack Ellena, t
	Jim Salisbury, g
	Bob Davenport, fb
	Primo Villanueva, b (second team)
1955	Bob Davenport, fb
	* Hardiman Cureton, g
	Rommie Loudd, e
	Jim Brown, g
	Sam Brown, b (second team)
1956	Jim Matheny, c (second team)
	Esker Harris, g (second team)
1957	* Dick Wallen, e
	Bill Leeka, t (second team)
1958	Bill Leeka, t
1960	Bill Kilmer, hb
1961	Ron Hull, c
1962	Kermit Alexander, hb
1965	John Richardson, dt (second team)
1966	* Mel Farr, hb
1966	John Richardson, dl
1967	*† Gary Beban, qb
	* Don Manning, lb
	Larry Slagle, ot
1969	* Mike Ballou, lb
	Floyd Reese, dt
1970	Dave Dalby, c (third team)
1971	Dave Dalby, c
1973	Jimmy Allen, db
	Efren Herrera, k
	* Kermit Johnson, rb
	James McAlister, rb
	Fred McNeill, de
	Al Oliver, ot
1975	Randy Cross, og
	Cliff Frazier, ng
	* John Sciarra, qb
1976	Jeff Dankworth, qb
	Oscar Edwards, db
	* Jerry Robinson, lb
1977	* Jerry Robinson, lb
	Manu Tuiasosopo, dt (second team)
	Gus Coppens, ot (third team)
1978	* Kenny Easley, s
	* Jerry Robinson, lb
	Manu Tuiasosopo, dt (second team)
1979	* Kenny Easley, s
	Freeman McNeil, tb (third team)
1980	* Kenny Easley, s
	Freeman McNeil, tb
1981	* Tim Wrightman, te
	Luis Sharpe, ot
1982	Tom Ramsey, qb (second team)
	Cormac Carney, wr (second team)
	Karl Morgan, ng (second team)
1983	* Don Rogers, s
	Paul Bergmann, te (second team)
	Mike Sherrard, wr (second team)
	Duval Love, ot (third team)
1984	John Lee, pk
	Duval Love, ot (second team)
	Neal Dellocono, lb (third team)

Year	Name
1985	* John Lee, pk
	Mark Walen, dt (second team)
	James Washington, s (second team)
	Jim McCullough, og (third team)
1986	Gaston Green, tb (second team)
	Ken Norton, Jr., lb (second team)
	James Washington, s (third team)
1987	Gaston Green, tb
	Ken Norton, Jr., lb
	Troy Aikman, qb (second team)
	Carnell Lake, lb (second team)
	David Richards, ot (second team)
1988	*# Troy Aikman, qb
	Charles Arbuckle, te
	* Darryl Henley, cb
	Carnell Lake, lb
	Frank Cornish, c (second team)
	Alfredo Velasco, pk (third team)
1989	Frank Cornish, c
	Kirk Maggio, p
	Charles Arbuckle, te (second team)
1990	Roman Phifer, olb
	Eric Turner, s
	Scott Miller, wr (third team)
1991	Matt Darby, s
	Sean LaChapelle, wr (second team)
	Carlton Gray, cb (third team)
1992	* Carlton Gray, cb
	Vaughn Parker, ot (second team)
1993	Marvin Goodwin, s
	* Bjorn Merten, pk
	* Jamir Miller, olb
	Craig Novitsky, og
	Vaughn Parker, ot
	* J.J. Stokes, wr
1994	Kevin Jordan, fl
	Donnie Edwards, olb (second team)
	Darren Schager, p (second team)
1995	Karim Abdul-Jabbar, tb
	*& Jonathan Ogden, ot
	Mike Flanagan, c (third team)
1997	Skip Hicks, tb
	* Chad Overhauser, ot
	Chris Sailer, pk
	Chris Sailer, p
	Shaun Williams, fs
	Larry Atkins, ss (second team)
	Cade McNown, qb (third team)
1998	*& Kris Farris, ot
	*% Cade McNown, qb
	Larry Atkins, ss (second team)
2000	* Freddie Mitchell, wr
	Brian Polak, og (second team)

Year	Name
2001	* Robert Thomas, lb
	DeShaun Foster, tb (second team)
	Kenyon Coleman, dt (third team)
2002	Mike Saffer, ot (second team)
2003	* Dave Ball, de
	Brandon Chillar, lb (third team)
2004	Spencer Havner, lb
2005	* Maurice Drew, kr
	*@ Mercedes Lewis, te
2006	Bruce Davis, de
	* Justin Hickman, de
	* Justin Medlock, pk
2007	Chris Horton, s
	Matthew Slater, kr
	Bruce Davis, de (second team)
	Trey Brown, cb (second team)
2008	Kai Forbath, pk (third team)
	Alterraun Verner, cb (fourth team)
2009	^* Kai Forbath, pk
	Rahim Moore, s
	Brian Price, dt
	Alterraun Verner, cb
2010	Rahim Moore, s
	Akeem Ayers, lb (second team)
	Jeff Locke, p (third team)
2012	Johnathan Franklin, rb
	Anthony Barr, lb (second team)
	Xavier Su'a-Filo, og (third team)
2013	! Anthony Barr, lb
	Xavier Su'a-Filo, og (second team)
2014	!& Eric Kendricks, lb
2015	^* Ka'imi Fairbairn, pk
	Kenny Clark, dl (third team)
2018	Caleb Wilson, te (second team)

Selections are first team unless otherwise indicated.

*Consensus Selection; †Heisman Trophy Winner; #Davey O'Brien Quarterback Award Winner; &Outland Trophy winner; %Johnny Unitas Award winner; @ John Mackey Award winner; ^Lou Groza Award winner; ! Lott IMPACT Trophy Winner, &Butkus Award winner

MULTIPLE-YEAR FIRST-TEAM ALL-AMERICA SELECTIONS

- Rahim Moore, s - 2009, 1010
- John Lee, k - 1984, 1985
- Kenny Easley, s - 1978, 1979, 1980
- Jerry Robinson, lb - 1976, 1977, 1978
- Bob Davenport, fb - 1954, 1955
- Paul Cameron, hb - 1952, 1953
- Donn Moomaw, lb - 1950, 1952



Charles Arbuckle



Kenny Easley


UCLA'S FIRST-TEAM ALL-AMERICANS

#33 Karim Abdul-Jabbar: RB • 5-11 • 198 • Los Angeles, Calif. • Dorsey HS


Played tailback in 1992-94-95 ... Earned All-America honors in 1995 ... Set UCLA single-season rushing record (since broken) with 1,567 yards in 1995, despite missing virtually two entire games ... Only player in school history to rush for over 200 yards in three consecutive games ... His 261 rushing yards at Stanford ranks No. 6 at UCLA ... Became seventh player in Pac-10 history and first Bruin to rush for over 1,200 yards in back-to-back seasons ... Tied school record (since broken) with eight games of 100+ yards in 1995, including four of at least 180 yards ... Ended his career ranked No. 3 in rushing with 3,182 yards ... Selected in the third round of the 1996 NFL Draft by the Miami Dolphins and rushed for over 1,000 yards as a rookie ... Led the NFL in total touchdowns in 1997 ... Also played with Cleveland and Indianapolis.

#8 Troy Aikman: QB • 6-4 • 217 • Henryetta, Okla. • Henryetta HS


Played quarterback in 1987-88 after transferring from Oklahoma ... earned consensus All-America honors in 1988 ... won Davey O'Brien award as nation's top quarterback in 1988 and placed third in Heisman Trophy balloting ... posted a 20-4 two-year record as a starter ... led Bruins to wins in Aloha and Cotton Bowls ... set school records with 24 touchdown passes in a season and four (tied) in a game (both since broken) ... set school marks with 228 completions (since broken) in a season and 32 (since broken) in a game ... in his two-year career, he completed 406 passes (No. 9) for 5,298 yards (No. 8) and 41 touchdowns (No. 7) ... named UCLA offensive MVP in 1988 ... selected as No. 1 pick of the 1989 NFL draft by the Dallas Cowboys and played from 1989-2000 ... first quarterback in NFL history to win three Super Bowls in a four-year span ... inducted into UCLA Athletics Hall of Fame in 1999 ... inducted into Pro Football Hall of Fame in 2006 ... inducted into National Football Foundation Hall of Fame in 2008 ... had his UCLA jersey retired in 2014.

#33 Kermit Alexander: HB • 5-11 • 187 • Los Angeles, Calif. • Mt. Carmel HS


Played halfback in 1960-61-62 ... earned All-American honors in 1962 ... two-time team MVP and All-Around Excellence award winner ... team leader in pass receiving and kickoff returns in '61 and '62 ... 1962 rushing leader ... also one of the team's top defensive players ... a first-round selection in the NFL draft by San Francisco ... enjoyed a long NFL career from 1963-76 with San Francisco, Los Angeles and Philadelphia ... played in the 1968 Pro Bowl.

#83 Jimmy Allen: DB • 6-2 • 191 • Clearwater, Fla. • Los Angeles HS


Played defensive back in 1972-73 ... named All-American in 1973 ... started all 22 games in his career and the team posted a 17-5 record ... team interception leader and Rookie of the Year in 1972 ... 1973 Leadership award winner ... set UCLA record with 100-yard interception return vs. California in 1973 ... drafted in the fourth round by the Pittsburgh Steelers in 1974 ... played for Pittsburgh and the Detroit Lions from 1974-81 ... appeared in the 1975-76 Super Bowls with the Steelers.

#81 Charles Arbuckle: TE • 6-2 • 223 • Houston, Texas • Willowridge HS

Played tight end in 1986-87-88-89 ... earned first-team All-America honors as a junior in 1988 ... second-team All-American in 1989 ... led the team in receiving in 1989 (33) ... had 73 career receptions ... selected in the fifth round of the 1990 NFL Draft by the New Orleans Saints ... also a member of the San Diego Chargers and Indianapolis Colts ... worked as a college football analyst for ESPN.

#38 Burr Baldwin: E • 6-1 • 196 • Bakersfield, Calif. • Kern County HS


Played end in 1941-42-46 ... consensus All-American in 1946 ... UCLA's first consensus All-American ... 1946 team MVP and co-captain ... seventh in 1946 Heisman Trophy balloting ... played in UCLA's first two Rose Bowls ... starter on UCLA's first regular-season unbeaten team (1946) ... Jersey number is retired ... member of UCLA Athletic Hall of Fame.

#11 Anthony Barr: LB • 6-4 • 240 • San Pedro, Calif. • Loyola HS


Played linebacker in 2012 and 2013 after being a running back in his first two seasons in the program ... 2013 Lott IMPACT Trophy winner ... 2013 Team Co-Captain ... totaled 41.5 tackles for loss in his career, sixth on the all-time school list ... his career total of 23.5 sacks is tied for sixth on that school list ... ranked among the nation's leaders in sacks (2nd) and tackles for loss in 2012 ... second-team All-America pick in 2012 ... named first-team All-Pac-12 after 2012 and 2013 seasons ... selected in the first round of the 2014 NFL Draft by the Vikings and named to the Pro Bowl in 2015-19.

#43 Dave Ball: DE • 6-5 • 235 • Dixon, Calif. • Dixon HS


Played DE in 2000-01-02-03, starting the final three seasons ... earned consensus All-A honors as senior (2003) ... ABC-Chevrolet National Defensive Player of the Year ... finalist for the Nagurski Trophy for National Defensive Player of the Year; the Lombardi Award, presented to Nation's Top Lineman; and the Ted Hendricks National Defensive End of the Year Award ... winner of 2003 Pop Warner Award as Top Senior Player on West Coast ... named Pac-10 Defensive Player of the Year by league's coaches ... defensive winner of Morris Trophy, awarded to Pac-10's top lineman by player vote ... tied for national lead with 16.5 sacks in 2003, setting a new UCLA record ... finished career with a school-record 30.5 sacks ... made 27.5 sacks in final two years (25 games) ... his 20.5 tackles for losses in 2003 rank No. 6 on UCLA's single-season list and his 43.5 career tackles for losses rank No. 3 ... first pick in fifth round of 2004 NFL draft by San Diego Chargers ... also played with Carolina Panthers, New York Jets and Tennessee Titans.

#57 Mike Ballou: LB • 6-3 • 230 • Los Angeles, Calif. • Los Angeles HS

Played middle linebacker in 1967-68-69 ... earned consensus All-America honors in 1969 ... started 29 of 30 games in his career ... 1969 tri-captain ... transferred to UCLA from Santa Monica College ... served as captain of his team in the Shrine All-Star Game ... drafted in third round of the 1970 NFL Draft ... played the 1970 season with the Boston Patriots.


#16 Gary Beban: QB • 6-0 • 195 • Redwood City, Calif. • Sequoia HS

Quarterbacked the Bruins in 1965-66-67 ... 1967 Heisman Trophy winner and a consensus All-American ... three-time All-Coast performer ... led team in total offense, passing and scoring in 1965-67 ... fourth in 1966 Heisman Trophy balloting ... inducted into National Football Foundation Hall of Fame in 1988 ... still ranks among all-time leaders at UCLA in career passing yards (No. 13 - 4,087 yards), total offense (No. 9 - 5,358 yards) and touchdowns scored (No. 5 - 35) ... one of nine players to have his number retired ... charter member of UCLA's Hall of Fame ... second-round selection by Rams, he also played a couple of seasons with the Washington ... named to ESPN's List of 150 Greatest College Football Players of all-time.


#63 Jim Brown: G • 6-0 • 200 • Los Angeles, Calif. • Loyola HS

Played guard in 1954-55 ... earned All-American honors in '55 ... transferred from Santa Clara, which dropped its program ... teamed up with Hardiman Cureton to form perhaps the nation's top guard tandem ... member of the 1954 National Championship team ... team went 18-2 in his two seasons.

UCLA'S FIRST-TEAM ALL-AMERICANS

#34 Paul Cameron: HB • 6-0 • 179 • Burbank, Calif. • Burbank HS

Played halfback in 1951-52-53 and earned consensus All-America honors in 1953 ... team MVP in '51 and '53 ... conference total offense leader in 1951 (1,482 yards) ... rushing (665 yards) and scoring leader (78 points) in 1953 ... led Bruins to the 1954 Rose Bowl game ... third in the '53 Heisman Trophy balloting and sixth in 1952 ... Bruins went 21-6-1 in his three seasons ... had his jersey number retired ... played in the NFL and the Canadian Football League.

#68 Frank Cornish: OL • 6-4 • 280 • Chicago, Ill. • Mt. Carmel HS


Played center in 1986-87-88-89 ... earned All-America honors in 1989 ... three-year starter (1987-88-89) and started all 35 games during that span ... UCLA's offensive MVP in 1989 ... All-Pac-10 first-team in 1988 and second-team in 1989 ... selected in sixth round of 1990 NFL Draft by San Diego Chargers ... played for San Diego, Dallas, Minnesota, Jacksonville and Philadelphia ... played in the 1993 and 1994 Super Bowls with Cowboys to become part of the first father-son combination to have appeared in a Super Bowl.

#51 Randy Cross: OL • 6-4 • 260 • Tarzana, Calif. • Crespi HS


Played center and guard in 1973-74-75 ... named All-American in 1975 ... starter in 28 of his 34 career games, including the final 23 ... named team's outstanding lineman in 1974-75 ... member of 1976 Rose Bowl team which defeated top-ranked Ohio State ... team went 24-7-3 in his three seasons ... second-round selection of the 49ers in '76 NFL draft ... played with San Francisco from 1976-88 and was on Super Bowl champion teams in '82, '85 and '89 ... six-time All-Pro selection ... works as football television analyst ... inducted into National Football Foundation Hall of Fame in 2010.

#60 Hardiman Cureton: G • 6-1 • 218 • Duarte, Calif. • Monrovia HS

Played guard in 1953-54-55 and earned consensus All-America honors in 1955 ... 1955 team captain ... member of the 1954 National Championship team ... played on three Pacific Coast Conference championship teams ... three-year starter on teams which produced a 26-4 record ... played both offensive and defensive line ... went on to play several years in the Canadian Football League ... his team won the Grey Cup Championship in 1963 ... a 2005 UCLA Hall of Fame inductee.

#50 Dave Dalby: OL • 6-2 • 250 • Whittier, Calif. • La Serna HS


Played center in 1969-70-71 ... earned All-America honors in 1971 ... started all 31 career games ... 1970-71 All-Coast selection ... 1971 co-captain and team MVP ... enjoyed a long professional career with the Raiders from 1972-85 after being selected in the fourth round ... appeared in the 1977, '81 and '84 Super Bowls ... three-time Super Bowl Champion with the Raiders.

#43 Matt Darby: S • 6-2 • 205 • Virginia Beach, Va. • Green Run HS

Played strong safety in 1988-89-90-91 ... earned All-America honors in 1991 ... four-year starter ... led the team in tackles in 1991 with 85, including a team-best eight tackles for loss ... finished his career seventh all-time in tackles with 332 (now No. 9) ... selected by the Buffalo Bills in the fifth round of the 1992 NFL Draft and played in two Super Bowls with the Bills ... played with the Arizona Cardinals in 1996-97.

#19 Jeff Dankworth: QB • 6-0 • 200 • Reno, Nev. • Reno HS


Played quarterback in 1974-75-76 ... earned All-America honors in 1976 ... 1974 Rookie of the Year ... 1976 total offense leader (1,681 yards) and tri-captain ... team offensive MVP in 1976 ... finished 10th in Heisman Trophy balloting in 1976 ... team posted 24-7-4 record in his three seasons ... NCAA Post-Graduate Scholarship winner ... NCAA Top 10 award winner ... Football Foundation Hall of Fame Scholarship winner.

#27 Bob Davenport: FB • 6-1 • 210 • Long Beach, Calif. • Jordan HS


Played fullback in 1953-54-55 ... first Bruin to earn back-to-back All-American honors in 1954 and '55 ... scored 25 touchdowns in 26 games during his three years ... played for three Pacific Coast Conference champions and was a member of the 1954 National Championship team ... member of two Rose Bowl teams ... 1955 team MVP ... 1955 Pop Warner Trophy winner as top senior in West ... team posted a 26-4 record in his three seasons ... went on to play a season in the Canadian Football League.

#44 Bruce Davis: DE/LB • 6-3 • 250 • Houston, Texas • Clear Creek HS


Four-year letterman (2004-05-06-07) as a defensive end and linebacker ... as a starting DE in 2006, he earned first-team All-America honors from CollegeFootballNews.com and SI.com ... earned second-team honors (Walter Camp Foundation) in 2007 ... twice second-team All-Pac-10 (2006-07) ... as a junior, ranked fourth (tied) in NCAA with 12.5 quarterback sacks and 18th in tackles for loss (1.35 average - 17.5) ... tied for first in Pac-10 in sacks and was No. 2 in tackles for loss ... as a senior, made 12.0 sacks and 15.5 TFL ... ranks tied for fourth (2006-12.5) and eighth (2007-12.0) on UCLA's season sack list and second with 29.0 career sacks ... ranks fourth on UCLA list with 42.5 career TFL ... selected by Pittsburgh in the third round of the 2008 NFL draft.

#5 Kenny Easley: S • 6-3 • 206 • Chesapeake, Va. • Smith HS

Played free safety in 1977-78-79-80 ... first player in Pac-10 history to be named first-team All-League in four straight years ... UCLA's second three-time consensus All-American ... UCLA's all-time interception leader (19) ... fifth in career tackles (374) ... '77 Rookie of the Year ... '78 Most Improved Player ... '79 Outstanding Player vs. USC ... '80 Leadership award winner ... 1979-80 Defensive team MVP ... ninth in 1980 Heisman Trophy balloting ... No. 5 Bruin jersey is retired ... first-round pick, No. 4 overall, by Seattle in 1981 NFL draft ... played from 1981-87 with Seahawks ... four-time All-Pro selection ... Named to NFL's 1980's All-Decade Team ... 1981 AFC Defensive Rookie of the Year ... 1983 AFC Defensive Player of the Year ... 1984 NFL Defensive Player of the Year ... inducted into National Football Foundation Hall of Fame and UCLA Athletics Hall of Fame in 1991 ... Class of 2017 Pro Football Hall of Fame ... named to ESPN's List of 150 Greatest College Football Players of all-time.

#21 Oscar Edwards: DB • 6-0 • 187 • Riverside, Calif. • North HS

Played defensive back in 1975-76 ... earned All-America honors in 1976 ... 1976 team MVP on defense ... 1976 tri-captain ... had highs of 14 tackles each against USC and Arizona State in 1976 ... 1975 Outstanding Defensive Player award ... second-team All-Coast selection in 1975 ... had 165 tackles and the team posted a 18-4-2 record in his two seasons ... transferred from Riverside City College.

#77 Jack Ellena: T • 6-1 • 225 • Susanville, Calif. • Lassen HS


Played tackle in 1952-53-54 ... named a consensus All-American in 1954 ... an All-Conference performer in all three seasons ... Alternate team captain in 1954 ... keyed the defense of UCLA's undefeated 1954 national championship team ... finished seventh in the 1954 Heisman Trophy balloting ... named UPI Lineman of the Year in 1954 ... team posted 25-3 record in his three seasons ... two-time Pacific Coast Intercollegiate Heavyweight wrestling champion ... also earned All-America honors on the UCLA wrestling team ... went on to play in both the NFL and the Canadian Football League.

UCLA'S FIRST-TEAM ALL-AMERICANS**#15 Ka'imi Fairbairn: K • 6-0 • 190 • Kailua, Hawai'i • Punahou School**

Won the 2015 Lou Groza Award winner as the nation's best kicker ... handled all placekicks in 2012-13-14-15 ... earned consensus first-team All-America honors in 2015 ... finished his career as the all-time leading scorer in Pac-12 and school history (413) ... made a UCLA and conference game record long 60-yard field goal vs. Cal in 2015 ... first Bruin to record four straight seasons of 100-plus points ... finished his career having made 41 straight field goals from 35 yards and in ... second-team all-conference selection in 2015 ... invited to the 2016 Senior Bowl and NFL Combine and played in the NFL with the Houston Texans ... led the NFL in scoring in 2018.

#22 Mel Farr: RB • 6-2 • 208 • Beaumont, Texas • Hebert HS

Mel played halfback in 1964-65-66 ... earned consensus All-American acclaim in '66 ... named All-Coast in '65-66 ... named Most Improved Player in '65 ... named team MVP in '66 ... team leader in rushing in 1965 (821 yds) and '66 (809) ... seventh in the '66 Heisman Trophy balloting ... team went 21-9-1 in his three seasons ... first-round pick and No. 7 overall selection in the '67 NFL draft by Detroit ... played with the Lions from 1967-73 and was NFL Rookie of the Year in 1967 ... two-time Pro Bowl selection.

#71 Kris Farris: OT • 6-9 • 310 • Mission Viejo, Calif. • Santa Margarita HS


Kris played offensive left tackle in 1996-97-98 ... started all 35 games of his career ... as a junior in 1998, he became UCLA's second-ever Outland Trophy winner ... also selected one of 12 semi-finalists for the Rotary Lombardi Award ... earned consensus All-America honors as a junior in 1998 ... selected in the third round of the 1999 NFL Draft by the Pittsburgh Steelers ... was also a member of the Buffalo Bills and Atlanta Falcons ... earned MBA from UCLA's Anderson School of Business in June 2009.

#25 Kai Forbath: K • 6-0 • 192 • Pacific Palisades, Calif. • Notre Dame HS


Bruin place kicker in 2007-08-09-10 ... earned consensus All-America honors in '09 ... won Lou Groza Collegiate Place-Kicker Award as nation's top place kicker in '09 ... led nation in field goals per game (2.15) in '09 and his 28 field goals in '09 ranked No. 2 in UCLA history ... tied NCAA record for best Fg% in under-40 yard kicks (19-19, 2009) ... set NCAA record by making two or more field goals in 31 games ... had streak of 40 straight made field goals from inside 50 yards over the 2009-2010 seasons ... finished his Bruin career ranked tied for first in career field goals (85) and tied for second in career scoring (357) ... made school record 10 field goals of at least 50 yards during his career ... his .842 career field goal percentage is second in school history ... played for Washington, Cowboys, Saints, Vikings, Jaguars and Rams ... converted his first 17 straight field goals to begin his pro career and set an NFL record.

#23 Jonathan Franklin: RB • 5-10 • 200 • Los Angeles, Calif. • Dorsey HS


A starter from 2009-12, Franklin finished his career as UCLA's all-time leading rusher (4,403 yards) ... earned 2012 first-team All-America honors from CBSSports.com after setting a school single-season rushing record (1,734) and another school record for most 100-yard rushing games in a season (9) ... second-team All-America selection by Associated Press ... one of three finalists for 2012 Doak Walker Award ... he made 45 starts in the Bruin backfield and his 19 career 100-yard rushing games rank second all-time at UCLA ... Franklin also completed his career as school's all-time leader in all-purpose yardage (4,925) and in 2012 set a new mark for single-season all-purpose yardage (2,062) ... he ended his career fifth on all-time Pac-12/10 rushing chart ... selected by Green Bay Packers in the 2013 NFL Draft.

#76 Cliff Frazier: DT • 6-6 • 254 • St. Louis, Mo. • Lafayette HS


Played nose guard in 1974-75 ... earned All-American honors for the 1975 season ... one of three captains for the 1975 squad ... Member of the 1976 Rose Bowl team which defeated top-ranked Ohio State ... 1975 team defensive MVP ... second-round pick of the Kansas City Chiefs in the 1976 draft.

#22 Marvin Goodwin: S • 6-1 • 198 • Camden, N.J. • Wilson HS


Played safety in 1991-92-93 ... earned All-America honors as a junior in 1993 ... selected All-Pac-10 in 1993 ... led Pac-10 with six interceptions during the regular season ... led team in tackles (83) ... made key theft at end of game to preserve 27-21 victory over USC in 1993 that clinched a Rose Bowl berth ... two-year starter (1992-93) who started 23 straight games ... selected in fifth round of the 1994 NFL Draft by the Philadelphia Eagles.

#3 Carlton Gray: DB • 6-1 • 185 • Cincinnati, Ohio • Forest Park HS


Played cornerback in 1989-90-91-92 ... earned consensus All-America honors in 1992 ... also named a GTE Academic All-American in '92 ... Four-year starter ... ranks second in UCLA history with his 16 career interceptions ... picked off 11 passes in 1991 to set a UCLA single-season record ... National Football Foundation and College Hall of Fame Scholar-Athlete ... won NCAA "Today's Top Six" Award ... chosen in second round of 1993 NFL draft by Seattle Seahawks ... played with Seahawks, Indianapolis Colts, New York Giants and Kansas City Chiefs ... inducted into UCLA Athletics Hall of Fame in 2004.

#44 Gaston Green: RB • 5-11 • 190 • Los Angeles, Calif. • Gardena HS

Played tailback in 1984-85-86-87 ... named All-American in 1987 ... ended his career as all-time leading rusher at UCLA with 3,731 yards (now No. 2) and most 100-yard games with 20 ... set a single-season record for most rushing yards with 1,405 (now No. 4), most rushing TDs with 17 (since broken) and most 100-yard games with eight (since broken) ... Offensive MVP in '86 and '87 ... Eighth in '87 Heisman Trophy balloting ... team went 36-10-2 in his four seasons ... first-round selection (No. 14) of LA Rams in the 1988 NFL draft ... played in 1988-90 with Rams, 1991-92 with Denver Broncos and 1993 with the Raiders ... 1991 Pro Bowl selection.

#41 Spencer Havner: LB • 6-4 • 245 • Nevada City, Calif. • Nevada Union HS

Four-year starter (2002-03-04-05) at linebacker ... started 48 games ... earned first-team All-America honors from cbssportsline.com and collegefootballnews.com as a junior in '04 ... named second-team All-American by Walter Camp Football Foundation ... concluded senior season ranked No. 3 on UCLA career tackles list (402) ... set school record at the time with four career defensive touchdowns (three interceptions, one fumble recovery) ... made 11 career interceptions ... in 2005, led UCLA with 99 tackles ... as a junior, led the Pac-10 and placed No. 7 (tied) in NCAA with average of 11.36 tackles/g ... his 125 tackles in '04 rank 12th (tied) on UCLA's single-season list ... semifinalist for Butkus Award (Nation's top linebacker) and Rotary Lombardi Award (nation's top lineman) as a junior and a senior ... went on to play with Green Bay Packers in 2006-10.

#2 Darryl Henley: DB • 5-10 • 175 • Ontario, Calif. • Damien HS


Played cornerback in 1985-86-87-88 ... earned consensus All-America honors in 1988 ... ranked fifth in nation as a punt returner with a 13.3 average in 1988 ... had scoring returns of 89 and 75 yards in '88 ... also had a 74-yard scoring return in 1987 season ... his 654 return yards set a school record ... finished career No. 2 in career punt returns with 66 ... credited with 51 tackles and a team-high 16 pass breakups in 1988 ... team went 37-9-2 in his four seasons ... selected in second round of 1989 NFL Draft by Los Angeles Rams ... played for the Rams from 1989-94.

#1 Efren Herrera: K • 5-10 • 185 • LaPuente, Calif. • LaPuente HS

Bruin place-kicker in 1971-72-73 ... named All-American in 1973 ... UCLA's scoring leader in 1971-72 ... set seven school kicking records ... connected on 121 of 127 PATs and 24 of 47 field goals in his career ... 24 career field goals ... his 193 career points rank No. 16 all-time at UCLA ... drafted by the Detroit Lions in the seventh round in 1974 ... played from 1974-82 with the NFL's Dallas, Seattle and Buffalo franchises ... 1977 All-Pro selection ... appeared in the 1978 Super Bowl with the Cowboys.

UCLA'S FIRST-TEAM ALL-AMERICANS

#42 Skip Hicks: RB • 6-1 • 221 • Wichita Falls, Texas • Burkburnett HS



Played tailback in 1993-94-96-97 ... earned first-team All-America as a senior ... set Pac-10 single-season record with 25 touchdowns as a senior and also became Pac-10's all-time single-season scoring leader with 150 points (26 and 156 including Cotton Bowl) ... concluded his career as all-time Pac-10 leader in touchdowns with 55 ... finished his career with 3,140 yards (still No. 8 in school history) and 330 points (No. 5 and most by a non-kicker) ... only player in UCLA history to net over 100 yards in both rushing and receiving in a game ... scored a school record four touchdowns in a game five times in his career ... 1997 Pop Warner Trophy winner as top senior in West ... selected in third round of the 1998 NFL draft by Washington ... also was with Bears, Titans, Bengals and Panthers ... inducted into UCLA Hall of Fame in 2019.

#17 Justin Hickman: DE • 6-2 • 265 • Glendale, Ariz. • St. Mary's HS




Three-year starter (2004-05-06) at defensive end ... earned consensus All-America honors as a senior in 2006 ... named first-team All-America by Walter Camp Foundation, Sporting News and FWAA and second-team by Associated Press, SI.com and CollegeFootballNews.com ... one of six finalists for Ted Hendricks National Defensive End of the Year award ... defensive winner of UCLA's Red Sanders Award for Most Valuable Player ... All-Pac-10 first-team in 2006 ... as a senior, ranked fourth (tied) in NCAA with 12.5 quarterback sacks and 10th in tackles for loss (19.0) ... tied for first in Pac-10 in sacks and led conference in tackles for loss ... ranks fourth (tied) on UCLA's season sack list (12.5 in 2006) and 11th with 19.5 career sacks ... ranks eighth (tied) on UCLA's season TFL list (19.0 in 2006) and 20th (tied) with 31.0 career TFL ... made 42 tackles as a senior ... made three sacks against Notre Dame as a senior ... played with the Indianapolis Colts in 2012 and 2013.

#14 Chris Horton: S • 6-1 • 210 • Metairie, La. • De La Salle HS




Two-year starter (2006-07) and four-year letterman (2004-05-06-07) at strong safety ... as a senior, he earned first-team All-America acclaim from The Sporting News ... also named first-team All-Pac-10 by the league's coaches and was defensive co-winner of UCLA's Paul I. Wellman Award for All-Around Excellence ... ranked second on team as a senior with 90 tackles ... totaled a career-high 16 tackles at Washington State and had 3.0 sacks versus Arizona State ... as a junior in 2006, he started all 13 games and led the team with 95 tackles ... his average of 7.31 stops ranked ninth in the Pac-10 ... made 238 tackles and three interceptions during his career ... selected by Washington in the 2008 NFL draft and has gone on to work as a coach in the NFL.

#50 Ron Hull: OL • 6-1 • 205 • Los Angeles, Calif. • Wilson HS



Played center in 1959-60-61 ... earned All-American honors in 1961 ... 1961 team captain ... last of the single-wing centers ... conference champions in 1959 and '61 ... member of the '62 Rose Bowl team which played Minnesota ... team posted a 19-10-2 record in his career ... later became head football coach at Cal State Los Angeles.

#37 Kermit Johnson: RB • 6-1 • 185 • Los Angeles, Calif. • Blair HS




Played running back in 1971-72-73 ... named a consensus All-American in 1973 ... All-Coast selection in 1972-73 ... finished 10th in the 1973 Heisman Trophy balloting ... 1972 All-Around Excellence award winner ... 1973 tri-captain and MVP ... set seven individual game, season and career records ... had Pac-10 record 7.53 yards per carry average (since broken) in 1973 ... first Bruin to rush for over 1,000 yards in a single season (1,129 in 1973) ... broke Kenny Washington's 34-year old UCLA career rushing record with 2,495 yards and still ranks 13th on the career list ... went on to play a couple of seasons with the San Francisco 49ers after being a seventh-round selection in the 1974 draft.

#21 Maurice Jones-Drew: KR • 5-8 • 205 • Antioch, Calif. • De La Salle HS




Two-year starter (2004-05) at tailback ... earned unanimous first-team All-America honors as kick returner as a junior (2005) ... set NCAA record by averaging 28.5 yards on 15 punt returns, including three for touchdowns of 72, 66 and 81 yards ... set school record with 1,863 all-purpose yards (since broken) as junior ... finished his career as UCLA's all-time leader with 4,688 all-purpose yards (since broken) ... as a junior, he scored 20 touchdowns (T-No. 2 on single-season list) and his 39 career touchdowns rank No. 4 ... sixteen TDs measured at least 40 yards ... ranks No. 2 (tied) for single-season scoring (120 points) and No. 12 on the career list (234) ... rushed for 1,007 yards as a sophomore, 914 yards as junior ... his 2,503 career rushing yards rank No. 12 on that list ... semifinalist for Doak Walker Award ... second-round pick by Jacksonville in 2006 NFL Draft ... Led NFL in rushing in 2011 ... Three-time Pro Bowl selection ... Member of UCLA Athletics' 2017 Hall of Fame Class.

#4 Kevin Jordan: WR • 6-2 • 190 • Beltsville, Md. • High Point HS



Played wide receiver in 1992-93-94-95 ... earned All-America honors as a junior in 1994 ... led Pac-10 in receptions in 1994 ... set a then-UCLA record with 1,228 receiving yards in 1994 ... set regular-season record with 73 receptions (since broken) in 1994 ... completed his career ranked No. 1 at UCLA with 179 receptions (now No. 3) and 2,548 yards (now No. 4) ... first Bruin to make at least 40 receptions in three seasons ... winner of UCLA Award for All-Around Excellence in 1995 after leading team with 43 receptions ... played with the Arizona Cardinals, Cincinnati Bengals and Denver Broncos.

#17 Billy Kilmer: HB • 6-0 • 200 • Azusa, Calif. • Citrus Union HS



Played single-wing halfback in 1958-59-60 ... named All-American in 1960 ... Team MVP in 1960 ... led the nation in total offense that season (1,889 yards) ... led UCLA in total offense, passing and punting in 1959-60 and both rushing (803 yds) and scoring (52 points) in 1960 ... fifth in the 1960 Heisman Trophy balloting ... enjoyed highly successful NFL career as a quarterback with San Francisco, New Orleans and Washington ... played in the 1973 Super Bowl with Washington ... two-time All-Pro selection ... inducted into the National Football Foundation Hall of Fame in December 1999.

#6 Eric Kendricks: LB • 6-0 • 230 • Fresno, Calif. • Hoover HS




Played linebacker in 2011-14 ... became first Bruin to win the Butkus Award in 2014 ... also won 2014 Lott IMPACT Trophy ... finished as school's all-time leading tackler (481) ... recorded school-record 11 double-digit tackle games in 2014 and 25 for his career (2nd in school history) ... started games during all four years and finished with 42 career starts ... third Bruin to record three-straight 100 tackle seasons ... led nation in solo tackles in 2014 (7.8) ... led Pac-12 in tackles avg. in 2012, third in 2013, second in 2014 ... his 150 tackles in 2012 were most by Bruin since 1978 ... selected by Vikings in second round of 2015 NFL Draft ... named to 2019 AP 1st-team All-Pro squad ... named to NFL All-Rookie team.

#31 Carnell Lake: LB • 6-1 • 210 • Inglewood, Calif. • Culver City HS



Carnell played linebacker in 1985-86-87-88 ... earned All-America honors in 1988 ... National Football Foundation Hall of Fame Scholar Athlete award winner ... semifinalist for Butkus Award and Lombardi Trophy ... finalist for NCAA Top Six award ... credited with 78 tackles and 12.5 tackles for loss in 1988 ... led Pac-10 in sacks in 1987 with 13, a then-UCLA record ... Totaled 25.5 career sacks, which ranks fourth all-time at UCLA ... team went 37-9-2 in his four seasons ... drafted in second round by Pittsburgh in 1989, was an All-Pro defensive back for the Steelers and signed with Jacksonville in 1999 ... five-time Pro Bowl selection ... Named to NFL All-90's Decade team ... inducted into UCLA Athletics Hall of Fame in 2000 ... played with the Baltimore Ravens in 2001 ... served as Bruin assistant coach in 2009 season and joined the Steelers' coaching staff in 2011.


#25 John Lee: K • 5-10 • 175 • Downey, Calif. • Downey HS



John served as the Bruin place-kicker in 1982-83-84-85 ... named All-American in 1984 and consensus All-American in 1985 ... he was the fifth Bruin multi-year All-American ... ended his career as the most prolific PAT and field goal specialist in NCAA, Pac-10 and Bruin history ... in 47 games, he booted 85 field goals in 100 attempts and converted 135 of 136 PATs, including a streak of 108 straight ... he set NCAA records for career field goals, accuracy (.857) and most field goals in a season ... now No. 2 on UCLA's career scoring list with 390 points ... second-round selection of the St. Louis Cardinals in the 1986 NFL draft ... played with the Cardinals in 1986.

UCLA'S FIRST-TEAM ALL-AMERICANS

#72 Bill Leeka: T • 6-0 • 202 • Temple City, Calif. • Alhambra HS




Played tackle in 1956-57-58 ... named All-American in 1958 ... All-Coast selection in 1957 and '58 ... quick and consistent player who went both ways ... coach Red Sanders called him "one of the best tackles he had ever coached."

#19 Mercedes Lewis: TE • 6-6 • 256 • Long Beach, Calif. • Poly HS



Three-year starter (2003-04-05) at tight end ... won John Mackey Award as nation's top tight end as a senior ... named first-team All-America by FWAA, Walter Camp Foundation and *The Sporting News* as a senior in 2005 ... first-team All-Pac-10 ... as a senior, he set UCLA season records for receptions (58, since broken), yards (741, since broken) and touchdown catches (10) by a tight end ... his career totals of 126 catches, 1,571 yards (since broken) and 21 touchdowns are also UCLA tight end records ... his 21 career touchdown receptions rank No. 2 in school history, behind J.J. Stokes, while his 126 receptions rank No. 13 (tied) on the all-time list ... his 58 receptions in 2005 rank No. 16 (tied) on UCLA's single-season list ... as a junior, he was one of three finalists for the Mackey Award and earned second-team All-Pac-10 honors ... made 32 receptions for 402 yards and seven touchdowns ... caught 30 passes for 377 yards as a sophomore ... first-round pick by Jacksonville in 2006 NFL Draft ... voted to UCLA Athletics Hall of Fame in Class of 2021.

#82 Rommie Loudd: E • 6-2 • 226 • Madisonville, Texas • Jefferson HS




Played end in 1953-54-55 and was named All-American in 1955 ... leading pass receiver on the '54 National Championship team ... member of two Rose Bowl teams and three Pacific Coast Conference title teams ... also played defense ... team posted a 26-4 record in his three seasons ... played in the NFL and the Canadian Football League ... became the first African-American coach in the AFL when he took a job with the Boston Patriots as linebackers coach in 1966 ... from 1968-71, he was the Patriots Director of Player Personnel.

#46 Kirk Maggio: P • 5-11 • 165 • Glen Arm, Md. • Calvert Hall HS




The Bruins' punter in 1986-87-88-89 ... earned All-America honors in 1989 ... also selected first-team All-Pac-10 (1989) ... in his lone season as a regular, Kirk averaged 45.2 yards on 45 punts ... ranked second in the nation with that 45.2 average and still ranks fourth on UCLA's single-season list.

#50 Don Manning: LB • 6-2 • 201 • Culver City, Calif. • Culver City HS




Played linebacker in 1965-66-67 ... earned consensus All-American honors in 1967 ... named All-Coast in 1966-67 ... team interception leader in 1966 ... team posted a three-year record of 24-5-2 ... played in UCLA's first Rose Bowl victory following the 1965 season ... he and Gary Beban became the first Bruins to make consensus All-American in the same year.

#32 James McAlister: RB • 6-1 • 205 • Pasadena, Calif. • Blair HS




Played running back in 1972-73 ... named All-American in 1973 ... teamed with Kermit Johnson to form one of the best backfields in school history ... averaged 5.3 yards per carry and gained 1,492 yards in his career ... team went 17-5 in his two seasons ... set a school record in the long jump with a 27-0 1/2 effort in 1973 ... played in the NFL with the Philadelphia Eagles in 1975-76 and the New England Patriots in 1978 after being a sixth-round pick of the Raiders in 1974.

#24 Freeman McNeil: RB • 5-11 • 216 • Carson, Calif. • Banning HS



Played tailback in 1977-78-79-80 ... earned All-America honors in 1980 ... named All-Conference in 1979-80 ... 1979 (1,396 yds) and 1980 (1,105) UCLA rushing leader ... 1980 team scoring leader and Offensive Player vs. USC ... 1979-80 Offensive team MVP ... 1978 Most Improved Player ... ended career as UCLA's top single-season rushing leader (now No. 5) with 1,396 in 1979 and all-time career ball carrier with 3,195 yards (now No. 4) ... first-round pick and No. 3 selection overall by the NY Jets in the 1981 NFL draft ... played from 1981-92 with the Jets ... Led the NFL in rushing in 1982 ... three-time Pro Bowl selection.

#92 Fred McNeill: DE • 6-3 • 222 • Baldwin Park, Calif. • Baldwin Park HS



Fred played defensive end in 1971-72-73 ... named All-American in 1973 ... Selected All-Coast in 1972-73 ... 1971 Rookie of the Year ... 1972 Leadership award winner ... 1972 team tackle leader ... 1973 team tri-captain ... first-round pick (17th overall) of the Minnesota Vikings in the 1974 NFL draft ... team advanced to the 1975 and '77 Super Bowls ... played with the Vikings from 1974-85 ... selected for induction into the UCLA Athletics Hall of Fame in 2012.

#18 Cade McNown: QB • 6-1 • 214 • West Linn, Ore. • West Linn HS




Started 44 of his 47 career games at quarterback in 1995-96-97-98, including final 43 straight ... earned consensus All-America honors in 1998 ... as a senior, he won Johnny Unitas Golden Arm Award, placed third in balloting for Heisman Trophy and was finalist for Davey O'Brien Award ... set UCLA season records for passing yards (3,470, since broken), touchdown passes (25, since broken) and total offense (3,652, since broken) as well as single-game records in same three categories (513, five, since broken, and 515) ... school leader in passing yards (10,708) ... second at school in total offense (11,285 yards — once a Pac-10 record, since broken) and touchdown passes (68, since broken) ... compiled 30-14 record as starter and led UCLA to school-record 20 consecutive victories during junior and senior seasons ... 1998 Pac-10 co-Offensive Player of the Year ... 8th in 1997 Heisman Trophy balloting ... selected in first round (No. 12) of the 1999 NFL Draft by Chicago Bears ... also a member of Dolphins and 49'ers ... 2017 Rose Bowl Game Hall of Fame inductee ... Class of 2020 College Football Hall of Fame inductee.

#7 Justin Medlock: K • 6-0 • 185 • Fremont, Calif. • Mission San Jose HS



Four-year starter (2003-04-05-06) at placekicker ... earned consensus All-A honors as senior in 2006 ... named first-team All-A by *Associated Press*, AFCA, *Sporting News*, FWAA, *CollegeFootballNews.com* and *Scout.com* ... second-team Walter Camp Foundation selection ... Groza Award semifinalist in 2004-06 ... first-team All-Pac-10 in 2004-06 and second-team in 2005 ... as senior, made 28 of 32 field goals (.875) ... led NCAA in field goals per game (2.15) and ranked ninth (tied) in scoring (8.69 avg.) ... his 28 field goals rank No. 2 (tied) on UCLA's season list behind John Lee's 32 in 1984 and his 113 points rank fifth on UCLA's season list, second among kickers ... on UCLA's career lists, he ranks tied for third in points (357) and third in field goals with 70 (on 88 attempts) ... set UCLA career records with 147 PATs and 148 PAT attempts and set another mark with a string of 113 consecutive PATs ... first kicker in school history with two field goals of 50+ yards in same game ... had six 50-yard field goals in all ... selected by Kansas City in fifth round of the 2007 NFL draft ... played with Carolina Panthers and in the CFL ... CFL All-Star in 2016.


#37 Bjorn Merten: K • 6-1 • 200 • Centreville, Va. • Centreville HS



Bruin placekicker for four years (1993-94-95-96) ... earned All-America honors in 1993 ... the only freshman in UCLA history to earn first-team All-America honors ... became only the fourth player in NCAA history to earn first-team All-America honors as a freshman ... made 21 of 26 field goals and ranked second in NCAA in field goals per game in 1993 ... his 21 field goals in 1993 rank sixth on the season list ... ranks fifth at UCLA in career field goals (57) and seventh in career scoring (301 points).

UCLA'S FIRST-TEAM ALL-AMERICANS

#95 Jamir Miller: LB • 6-5 • 225 • El Cerrito, Calif. • El Cerrito HS




Played linebacker in 1991-92-93 ... earned All-America honors in 1993 ... one of three finalists for the Butkus award ... finalist for Football News' Defensive Player of the Year ... 1993 UCLA Defensive MVP and first-team All-Pac-10 Conference ... his 12.5 sacks that season ranks fourth (tied) on the all-time list and his 18.0 tackles for loss ranks 11th (tied) ... his 4.5 sacks in the 1993 BYU game set a school single-game record ... tied for sixth on the all-time sacks list (23.5) and tied for 13th on the tackles for loss list (35.0) ... selected in the first round (No. 10) of the 1994 NFL Draft by the Arizona Cardinals and went on to earn All-Pro honors with the Cleveland Browns.

#3 Freddie Mitchell: WR • 5-11 • 185 • Lakeland, Fla. • Kathleen HS



Played wide receiver in 1998-99-00 ... earned All-America honors in his junior season (2000) ... one of three finalists for Biletnikoff Award ... set a UCLA season record with 1,494 receiving yards in 2000, including a Bruin bowl record of 180 in Sun Bowl ... the 1,494 receiving yards were fifth-most in Pac-10 single-season history at the time ... ranked second nationally that season with his average of 119.45 receiving yards per game ... during his career, he made 119 receptions (tied No. 16) for 2,135 yards, seventh-most in school history, and 10 touchdowns ... also threw four touchdown passes ... selected in first round (No. 25 overall) of the 2001 NFL Draft by the Philadelphia Eagles ... played in 2005 Super Bowl.

#80 Donn Moomaw: LB • 6-4 • 220 • Santa Ana, Calif. • Santa Ana HS




Played linebacker in 1950-51-52 ... named an All-American in 1950 and a consensus All-American in 1952 ... UCLA's first two-time All-American ... team posted a 19-7-1 record in his three seasons ... twice named team MVP in '50 and '52 ... Co-captain in 1952 ... Fourth in the Heisman Trophy balloting in 1952 ... had his jersey number retired ... National Football Foundation Hall of Fame member ... a first-round draft choice by the Los Angeles Rams in 1953.

#3 Rahim Moore: S • 6-1 • 197 • Los Angeles, Calif. • Dorsey HS




Started all 37 games of his career (2008-10) at free safety ... earned first-team All-America honors from Scout.com and second-team from AP and Walter Camp in 2009 and first-team honors from *Sporting News* in 2010 ... led the nation with his 10 interceptions in 2009, the most by a NCAA FBS player since 2003 ... his total was one shy of the UCLA season record ... concluded his three-year career ranked No. 4 (tied) in school history with 14 career interceptions ... second-round selection by the Denver Broncos in the 2011 NFL Draft.

#41 Ken Norton, Jr.: LB • 6-2 • 226 • Los Angeles, Calif. • Westchester HS




Ken played linebacker in 1984-85-86-87 ... earned All-America honors in 1987 ... team's leading tackler in '86 (106 stops) and in '87 (125) ... finalist for the Butkus Award in '87 ... Defensive MVP in '87 ... ranks eighth on the all-time school tackle list (339) ... twice named outstanding defensive player of the USC game ... team went 36-10-2 in his four seasons ... selected in the second round of the '88 NFL draft by the Cowboys ... played for Dallas in 1988-93 and with the 49'ers from 1994-2000 ... first player in NFL history to play on three consecutive Super Bowl champions ('93 and '94 with Dallas, '95 with San Francisco) ... three-time Pro Bowl selection ... has gone on to coach in college and the NFL.

#71 Craig Novitsky: OL • 6-6 • 270 • Woodbridge, Va. • Potomac HS




Played offensive guard and tackle in 1990-91-92-93 ... made 46 career starts ... Earned All-America honors in 1993 ... All-Pac-10 in 1993 ... Sophomore All-American in 1991 ... set UCLA record by starting 46 consecutive games — every game of his career ... started his career at left tackle and shifted to left guard midway through 1992 season ... started at guard, center and tackle as a senior ... selected in the fifth round of the 1994 NFL Draft by the Saints ... also a member of the Denver Broncos.

#79 Jonathan Ogden: OT • 6-8 • 315 • Washington, D.C. • St. Albans HS




Played offensive tackle in 1992-93-94-95 ... earned consensus All-America honors in 1995 ... twice selected All-Pac-10 (1994-95) ... a four-year starter at left tackle ... winner of 1995 Outland Trophy and Morris Trophy ... runner-up for Lombardi Award ... did not allow a sack as a senior and just one in his final two years ... moved into starting lineup midway through his true freshman season and was a fixture for rest of his career ... selected in first round (No. 4 overall) by Baltimore Ravens in 1996 NFL Draft and earned All-Rookie honors ... Selected to play in 11 Pro Bowls ... played in the 2001 Super Bowl ... Retired on June 12, 2008 after 12 NFL seasons ... his UCLA jersey was retired in Feb. of 1997 ... selected to National Football Foundation Hall of Fame in 2012 ... class of 2013 Pro Football Hall of Fame ... Also an NCAA champion (1996) shot putter ... named to ESPN's List of 150 Greatest College Football Players of all-time.

#70 Al Oliver: OT • 6-7 • 270 • Artesia, Calif. • Valley Christian HS




Played offensive tackle in the 1972 and 73 seasons ... named an All-American in 1973 ... transferred to UCLA from Cerritos College ... started 10 games as a senior in 1973 ... helped clear the way for running back Kermit Johnson who ran for 1,129 yards that season and set seven school marks ... team went 9-2 in 1973 and was ranked 12th in the final AP poll ... started three games in 1972 ... the Bruins defeated No. 1-ranked Nebraska in 1972 to open the season and went on to post an 8-3 record ... selected in the third round of the 1974 NFL draft by the Los Angeles Rams.

#69 Chad Overhauser: OL • 6-5 • 292 • Sacramento, Calif. • Rio Americano HS




Played on the Bruin offensive line in 1994-95-96-97 ... earned All-America acclaim at tackle from the *Associated Press*, *The Sporting News* and Football Writers Assn. of America as a senior ... he started in 42 of his 46 career games, including the last 30 in a row ... 1997 season captain ... played guard, tackle and center during his career ... selected in the seventh round of the 1998 NFL draft by the Chicago Bears ... also was a member of the Seattle Seahawks and the Houston Texans.

#68 Vaughn Parker: OL • 6-3 • 270 • Buffalo, N.Y. • St. Joseph's HS



Played offensive tackle in 1990-91-92-93 ... a four-year starter who ended his career with 43 starts ... earned All-America honors in 1993 ... one of just seven Bruins to earn first-team All-Conference acclaim three times (1991-92-93) since the advent of two-platoon football in the early 1960s ... second-team All-American in 1992 ... started the final 32 games of his Bruin career ... selected in the second round of the 1994 NFL Draft by the San Diego Chargers ... Played in the 1995 Super Bowl ... played 11 years in the NFL with Chargers and Washington Redskins.

#40 Roman Phifer: LB • 6-2 • 224 • Pineville, N.C. • South Mecklenberg HS



Played linebacker in 1987-88-90 ... earned All-America honors in 1990 ... selected All-Pac-10 in 1990 ... ranked third on the team with 71 tackles ... led team with nine tackles for losses ... selected in the second round of the 1991 NFL Draft by the Los Angeles Rams ... led the Rams in tackles in 1993 ... also played with the New York Jets and New York Giants ... was a member of three Super Bowl championship teams, '02, '04 and '05, with the New England Patriots ... Four-time Pro Bowl alternate ... has worked as an assistant coach and scout in the NFL as well as serving on the UCLA Football staff.


#92 Brian Price: DL • 6-2 • 300 • Los Angeles, Calif. • Crenshaw HS



A two-year starter and three-year contributor at defensive tackle (2007-08-09) ... as a junior in 2009, he earned first-team All-America honors from the AFCA and SI.com ... named 2009 Pac-10 Conference Pat Tillman Defensive Player of the Year ... selected UCLA's defensive MVP ... ranked No. 3 (tied) in NCAA and No. 1 in Pac-10 with 23.5 tackles for loss in 2009 ... that total ranks No. 2 in UCLA history ... also ranks No. 2 at UCLA with 44.5 career TFL, all in his final 29 games ... semifinalist for the Bednarik Award for nation's top defensive player in '09 ... selected in the second round of the 2010 NFL Draft by the Tampa Bay Buccaneers.

UCLA'S FIRST-TEAM ALL-AMERICANS

#74 Floyd Reese: DL • 6-2 • 222 • Brentwood, Calif. • Liberty Union HS



Played defensive tackle and middle guard in 1967-68-69 ... started in 28 of his 30 career games ... earned All-America honors in 1969 ... named Rookie of the Year in 1967 and team MVP in 1969 ... 1969 tri-captain and keyed one of UCLA's all-time best defenses ... served as general manager of the Tennessee Titans from 1994-2006 and drafted three NFL Rookie of the Year winners during his tenure ... has worked on NFL coverage for ESPN ... also worked as an executive in the front office of the New England Patriots.

#75 John Richardson: DL • 6-2 • 254 • San Diego, Calif. • Kearny HS




Played defensive line in the 1964-65-66 seasons ... named an All-American in 1966 ... started all 10 games in 1966 for a team that finished fifth in the AP rankings and posted a 9-1 record ... only one opponent scored more than 16 points against the Bruins that season ... at 254 pounds, he was the largest defensive lineman, to date, in school history ... named a second-team All-American following 1965 season in which he started each game, including the 1966 Rose Bowl win, UCLA's first bowl victory, over No.1-ranked Michigan State ... played both sides of the ball during the 1964 season ... selected in ninth round of the 1967 NFL draft by Miami Dolphins ... played with Dolphins from 1967-71 and from 1972-73 with Cardinals ... was a member of Dolphins' 1972 Super Bowl championship team.

#84 Jerry Robinson: LB • 6-3 • 220 • Santa Rosa, Calif. • Cardinal Newman HS



Played linebacker in 1976-77-78 after lettering as a receiver in 1975 ... first Bruin to earn consensus All-American honors in three straight years (1976-77-78) and the nation's first since Doak Walker of SMU in 1947-48-49 ... led team in tackles in 1977-78 ... second on the UCLA list for career tackles (468) and ranks one and two on the single-season list ... finished 10th in the 1978 Heisman Trophy balloting ... 1978 Pop Warner Trophy Winner as top senior on West Coast ... his No. 84 has been retired ... 1979 first-round draft choice by Philadelphia ... played for the Eagles in the 1981 Super Bowl and enjoyed a 13-year NFL career with the Eagles and Raiders ... inducted into UCLA Athletics Hall of Fame in 1991 ... inducted into National Football Foundation Hall of Fame in December 1996 ... named to ESPN's List of 150 Greatest College Football Players of all-time.

#7 Don Rogers: S • 6-3 • 200 • Sacramento, Calif. • Norte Del Rio HS




Played safety in 1980-81-82-83 ... named consensus All-American in 1983 ... team leader in tackles in three straight seasons and ranks No. 3 with 405 career tackles ... ranks fourth (tied) with 14 career interceptions ... selected co-Player of the Game in the 1983 Rose Bowl ... chosen outstanding player of 1983 USC game ... named Defensive MVP of 1983 season ... appeared in two straight Rose Bowl games and was credited with 16 tackles and two interceptions ... 1983 Rose Bowl Player of the Game ... team posted 33-11-3 record in his four seasons ... first-round selection by Cleveland in the 1984 NFL draft ... played with Browns in 1984-85 ... NFL Rookie of the Year selection.

#2 Chris Sailer: P/K • 5-10 • 175 • Burbank, Calif. • Notre Dame HS



Served as Bruin punter in 1995-96-97-98 and the punter/place kicker in 1997-98 ... one of three finalists for Lou Groza Award as nation's top place kicker in 1997 when he made 15 straight field goals during the season ... earned All-America acclaim as both a punter and place kicker in 1997 ... set a then-school record with a 56-yard field goal vs. Oregon in 1997 ... concluded his career ranked fourth in school history in field goals (33), fifth in punting average (41.99) and seventh in scoring (213 points) ... set school records for punts (241) and yardage (10,120) which have since been broken ... one of only five Bruins to have scored over 100 points in a season twice.

#64 Jim Salsbury: G • 6-1 • 190 • Los Angeles, Calif. • Hamilton HS




A four-year letterwinner who played guard in 1951-52-53-54 ... Earned All-American honors in 1954 ... named All-Coast in 1952 and 1954 ... an outstanding and dominating blocker ... a big reason the 1954 national champions averaged over 40 points per game ... team posted 30-6-1 record in his four seasons ... went on to play for the Detroit Lions and the Green Bay Packers from 1955-58.

#15 John Sciarra: QB • 5-10 • 180 • Alhambra, Calif. • Bishop Amat HS



Played quarterback in 1972-73-74-75 ... named a consensus All-American in 1975 ... 1973 Leadership Award winner ... team Offensive MVP in 1974-75 ... 1975 tri-captain ... led Bruins to a win in the 1976 Rose Bowl over top-ranked Ohio State and was named Player of the Game ... ranks 13th in career total offense (4,464 yards) ... rushed for a total of 1,813 yards in his career ... finished seventh in the 1975 Heisman Trophy balloting ... team went 32-10-3 in his four seasons ... NCAA Post-Graduate scholarship winner ... National Football Foundation Scholar-Athlete ... NCAA Top 10 award winner ... College Football Hall of Fame Class of 2014 ... played in the Canadian Football League and with the Philadelphia Eagles from 1978-83 ... member of the 1981 Eagles Super Bowl team.

#67 Luis Sharpe: OT • 6-6 • 250 • Detroit, Mich. • Southwestern HS



Played offensive tackle for the Bruins in 1978-79-80-81 ... named All-American in 1981 ... UCLA's Rookie of the Year for the 1978 season ... team Offensive MVP and Leadership award winner in 1981 ... played on two bowl teams, Fiesta (1978) and Bluebonnet (1981) ... first-round pick (No. 16 overall) of the St. Louis Cardinals in the 1982 NFL draft ... played with the Cardinals in 1982-84 and again in 1985-94 ... three-time Pro Bowl selection.

#77 Larry Slagle: OL • 6-3 • 243 • Richmond, Calif. • Ells HS



Played offensive line in the 1965-66-67 seasons ... named an All-American in the 1967 season ... co-captain of the 1967 Bruin team which featured Heisman Trophy winner Gary Beban ... earned honorable mention all-conference honors in 1966 ... started for most of the '65 season and was a member of the '66 Rose Bowl winning Bruin team ... team went 24-5-2 in his three seasons ... selected in the 11th round of the '68 NFL draft by the St. Louis Cardinals ... played from 1968-71 in the Canadian Football League for Winnipeg.


#18 Matthew Slater: KR • 6-0 • 197 • Orange, Calif. • Servite HS



Earned two letters (2006 and 2007) and was a member of the squad for four seasons (2004-05-06-07) ... as a senior, he earned first-team All-America honors as a kick returner from SI.com ... enjoyed a spectacular season returning three kickoffs for touchdowns ... led the Pac-10 and ranked 12th in the NCAA with his average of 29.00 yards on 34 kickoff returns ... his season average set a new school record, as did his 986 return yards and his 34 returns (both since broken) ... scored on kickoff returns of 85 (Washington), 100 (at Arizona) and 89 yards (Arizona State) ... the three touchdown returns set UCLA records for a season and a career ... his 986 return yards rank seventh on UCLA's career list as well as No. 4 on the season list ... also made 25 tackles, mostly on special teams coverage units ... played both defensive back (2006-07) and wide receiver (2004-05) during his career, and blossomed on special teams as a senior ... selected in the fifth round of the 2008 NFL Draft by the New England Patriots and played in the 2012, 2015, 2017, 2018, 2019 Super Bowls.


UCLA'S FIRST-TEAM ALL-AMERICANS

#58 • Al Sparlis: G 6-0,190 Los Angeles, Calif. • Poly HS



Al played guard in 1941-42-45 ... named an All-American following the 1945 season ... starter on UCLA's first Rose Bowl team in 1943 ... returned to UCLA after a three-year stint in the U.S. Air Force ... named team MVP in '45 ... inducted into the National Football Foundation Hall of Fame in 1983 ... was a pilot in three wars and earned 11 military campaign medals.

#18 • J.J. Stokes: WR 6-5,223 San Diego, Calif. • Point Loma HS




J.J. played wide receiver in 1991-92-93-94 ... earned consensus All-America honors as a junior in '93 ... seventh in the Heisman Trophy balloting in 1993 ... finalist for *Football News* Offensive Player of the Year award ... 1993 Pac-10 Conference Offensive Player of the Year ... set a school record with 82 catches in 1993 ... his 17 touchdown passes established a school record and tied the conference mark ... set a Rose Bowl game record in 1994 contest with 14 catches (176 yards) ... ranks No. 1 at UCLA with 28 career touchdown receptions, No. 5 in yardage (2,469) and No. 6 in receptions (154) ... selected in first round (No. 10) of the 1995 NFL Draft by the 49'ers ... played with Jacksonville and with the Super Bowl champion New England Patriots in 2003.

#8 • Robert Thomas: LB 6-2,230 Imperial, Calif. • Imperial HS



Played middle linebacker in 1998-99-00-01 ... earned consensus All-America honors as a senior (2001) ... one of three finalists for the Butkus Award, presented annually to the nation's top linebacker ... selected 2001 Pacific-10 Conference Defensive Player of the Year by the league's coaches ... set a school record with 26.0 tackles for loss in 2001 ... finished career with 41 tackles for loss, now No. 7 on the school list ... led UCLA, in 2001, with 111 tackles and his average of 10.1 tackles per game ranked No. 1 in the Pac-10 ... ranks 15th on career tackles list with 293 ... made 18 tackles vs. Washington State as a senior in 2001 ... selected in the first round of the 2002 NFL draft by the St. Louis Rams ... also played with the Raiders and Washington.

#29 • Eric Turner: S 6-2,206 Ventura, Calif. • Ventura HS




Eric played free safety at UCLA 1987-88-89-90 ... earned All-America honors in '90 ... Jim Thorpe Award semifinalist in '90 ... selected UCLA's defensive MVP ... three-year starter (1988-90) ... led team in tackles in '90 (93) and ranked second in '89 (141) ... led team in interceptions in '90 ... sixth in career tackles (369); fourth (tied) in interceptions (14) ... first-team Freshman All-American (1987) and Sophomore All-American (1988) ... No. 2 selection in the 1991 NFL Draft by the Cleveland Browns ... played with the Browns/Ravens from 1991-96 and with the Oakland Raiders from 1997-99 ... two-time Pro Bowl selection ... Inducted into the UCLA Hall of Fame in 2008.

#1 • Alterraun Verner: DB 5-11,180 Carson, Calif. • Mayfair HS




Alterraun was a three-year starter and four-year contributor (2006-07-08-09) at defensive back ... earned first-team All-America honors from Rivals.com ... the epitome of the student-athlete, on-and-off the field ... scored five touchdowns in his career - four interceptions and a blocked field goal return, tying the school record for defensive TDs ... 2006 Pac-12 Co-Freshman of the Year ... made 37 starts at cornerback ... his 13 career interceptions rank No. 8 (tied) on that UCLA list ... made 279 career tackles which ranked among the school's top 20 when he completed his career ... twice named first-team Pac-10 All-Academic and second team once ... selected in the fourth round of the 2010 NFL Draft by the Tennessee Titans and started as a rookie ... 2013 All-Pro selection.

#82 • Dick Wallen: E 6-0,185 Alhambra, Calif. • Alhambra HS




Dick played end for three seasons from 1956-57-58 ... named a consensus All-American in 1957 ... Team MVP in the 1957 season ... led the team in pass receiving for three straight years (23-'56, 20-'57, 19-'58) ... led the team in interceptions in 1957 (4) and in scoring in 1958 ... made a then-school record 10 catches in a game vs. Florida in 1958 ... received the 1957 Voit Trophy as the top player on the Pacific coast.

#13 • Kenny Washington: HB 6-1,212 Los Angeles, Calif. • Lincoln HS




Kenny played halfback in 1937-38-39 ... UCLA's first football All-American in 1939 ... Team MVP in '37 and '39 ... national total offense leader with 1,370 yards in '39 ... finished sixth in the 1939 Heisman Trophy balloting ... career rushing total of 1,915 yards was a UCLA record which stood for 34 years (still No. 19) ... his No. 13 jersey was the first to be retired at UCLA ... inducted into the National Football Foundation Hall of Fame in 1956 ... played for the L.A. Rams in 1946-48, breaking the NFL color barrier that had stood since 1934.

#32 • Shaun Williams: S 6-2,195 Lake View Terrace, Calif. • Crespi HS



Played safety in 1994-95-96-97 ... earned All-America honors in his senior season ... three-year starter ... named to the 1997 first-team all-conference team ... ranked among the team's top three tacklers in the 1995-97 seasons ... tied for the team tackle lead in 1997 (68) ... rated as the nation's top free safety by *The Sporting News* ... named Outstanding Defender in the 1996 USC game ... first-round selection of the New York Giants in the 1998 NFL draft ... played in the 2001 Super Bowl ... played nine seasons in the NFL.

#91 • Tim Wrightman: TE 6-3,242 San Pedro, Calif. • St. Mary Star of the Sea HS



Tim played tight end in 1978-79-80-81 ... consensus All-American in 1981 ... named All-Pac-10 in 1980-81 ... UCLA's Rookie of the Year in 1978 ... leading receiver in 1979 (22) ... winner of the team All-Around Excellence award in 1979 and 1981 ... finished his Bruin career as the No. 2 all-time receiver with 73 catches ... named to the 1981 Academic All-American team ... third-round selection of the Bears in 1982 NFL draft ... member of the 1986 Chicago Bears Super Bowl team ... played in the United States Football League (first member of the Chicago Blitz) and then with the Bears again in 1985-87 ... inducted into the UCLA Athletics Hall of Fame in 2003.

First-Team All-America Position Breakdown

Quarterback

- Cade McNown -- 1998
- Troy Aikman -- 1988
- Jeff Dankworth -- 1976
- John Sciarra -- 1975
- Gary Beban -- 1967

Running Back/Halfback/Fullback

- Johnathan Franklin -- 2012
- Skip Hicks -- 1997
- Karim Abdul-Jabbar -- 1995
- Gaston Green -- 1987
- Freeman McNeil -- 1980
- James McAlister -- 1973
- Kermit Johnson -- 1973
- Mel Farr -- 1966
- Kermit Alexander -- 1962
- Bill Kilmer -- 1960
- Bob Davenport -- 1955, 1954
- Paul Cameron -- 1953
- Kenny Washington -- 1939

Offensive Line

- Kris Farris -- 1998
- Chad Overhauser -- 1997
- Johnathan Ogden -- 1995
- Vaughn Parker -- 1993
- Craig Novitsky -- 1993
- Frank Cornish -- 1989
- Luis Sharpe -- 1981
- Randy Cross -- 1975
- Al Oliver -- 1973
- Dave Dalby -- 1971
- Larry Stagle -- 1967
- Ron Hull -- 1961
- Bill Leeka -- 1958
- Hardiman Cureton -- 1955
- Jim Brown -- 1955
- Jack Ellena -- 1954
- Jim Salisbury -- 1954
- Al Sparlis -- 1945

Tight End

- Mercedes Lewis -- 2005
- Charles Arbuckle -- 1988
- Tim Wrightman -- 1981

End/Wide Receiver

- Freddie Mitchell -- 2000
- Kevin Jordan -- 1994
- J.J. Stokes -- 1993
- Dick Wallen -- 1957
- Rommie Loudd -- 1955
- Burr Baldwin -- 1946

Defensive Line

- Brian Price -- 2009
- Justin Hickman -- 2006
- Bruce Davis -- 2006
- Dave Ball -- 2003
- Floyd Reese -- 1969
- Cliff Frazier -- 1975
- Fred McNeill -- 1973
- John Richardson -- 1966

Linebacker

- Eric Kendricks -- 2014
- Anthony Barr -- 2013
- Spencer Havner -- 2004
- Robert Thomas -- 2001
- Jamir Miller -- 1993
- Roman Phifer -- 1990
- Carnell Lake -- 1988
- Ken Norton, Jr. -- 1987
- Jerry Robinson -- 1978, 77, 76
- Mike Ballou -- 1969
- Don Manning -- 1967
- Donn Moomaw -- 1952, 1950

Defensive Back

- Rahim Moore -- 2010, 2009
- Alterraun Verner -- 2009
- Chris Horton -- 2007
- Shaun Williams -- 1997
- Marvin Goodwin -- 1993
- Carlton Gray -- 1992
- Matt Darby -- 1991
- Eric Turner -- 1990
- Darryl Henley -- 1988
- Don Rogers -- 1983
- Kenny Easley -- 1980, 79, 78
- Oscar Edwards -- 1976
- Jimmy Allen -- 1973

Kick Returner

- Matthew Slater -- 2007
- Maurice Jones-Drew -- 2005

Kicker/Punter

- Ka'imi Fairbairn -- 2015
- Kai Forbath -- 2009
- Justin Medlock -- 2006
- Chris Sailer -- 1997
- Bjorn Merten -- 1993
- Kirk Maggio -- 1989
- John Lee -- 1985, 1984
- Efren Herrera -- 1973

UCLA AND THE HEISMAN TROPHY



GARY BEBAN Redwood City, Calif. (Sequoia HS)
1967 HEISMAN TROPHY WINNER

THE BEBAN FILE


- Named to ESPN's List of 150 Greatest College Football Players of all-time
- 1967 Heisman Trophy winner
- 1967 Maxwell Award winner
- 1967 Columbus Touchdown Club Player of the Year
- 1967 Washington, D.C. Touchdown Club Player of the Year
- 1967 Sporting News Player of the Year
- 1967 National Football Foundation Scholar-Athlete
- 1967 Unanimous All-American
- 1967 First-team All-AAWU
- 1966 Fourth-place finisher in Heisman Trophy voting
- 1966 First-team All-AAWU
- 1965 Third-team All-American
- 1965 First-team All-AAWU
- Led team to a record of 24-5-2 in his three varsity seasons

BEBAN'S PASSING 1967

Opponent	PA	PC	Pct	PI	Yds	Tds
Tennessee	20	9	.450	2	107	0
at Pittsburgh	10	5	.500	0	69	0
at Washington State	14	7	.500	0	128	1
at Penn State	16	10	.625	1	108	0
California	14	10	.714	0	133	2
at Stanford	7	3	.429	1	50	0
Oregon State	18	10	.555	1	157	0
Washington	22	14	.636	1	289	3
at USC	24	16	.667	1	301	2
Syracuse	11	3	.273	1	17	0
Totals	156	87	.558	8	1,359	8

BEBAN'S RUSHING 1967

Opponent	Att	Net Yds	Tds
Tennessee	21	72	2
at Pittsburgh	13	15	2
at Washington State	10	10	1
at Penn State	19	1	1
California	13	51	1
at Stanford	21	81	2
Oregon State	16	21	1
Washington	7	44	1
at USC	16	-59	0
Syracuse	9	-9	0
Totals	145	227	11



UCLA'S TOP 10 HEISMAN TROPHY FINISHES

Player, Pos.	Year	Place	Player, Pos.	Year	Place
Drew Olson, qb	2005	8th	Kermit Johnson, rb	1973	10th
Cade McNown, qb	1998	3rd	Gary Beban, qb	1967	1st
Cade McNown, qb	1997	8th	Gary Beban, qb	1966	4th
J.J. Stokes, wr	1993	7th	Mel Farr, Sr., rb	1966	7th
Troy Aikman, qb	1988	3rd	Billy Kilmer, hb	1960	5th
Gaston Green, rb	1987	8th	Jack Ellena, t	1954	7th
Tom Ramsey, qb	1982	7th	Paul Cameron, hb	1953	3rd
Kenny Easley, db	1980	9th	Donn Moomaw, lb	1952	4th
Jerry Robinson, lb	1978	10th	Paul Cameron, hb	1952	6th
Jeff Dankworth, qb	1976	10th	Burr Baldwin, e	1946	7th
John Sciarra, qb	1975	7th	Kenny Washington, b	1939	6th

BEBAN'S CAREER PASSING


YEAR	PA	PC	Pct	Yds	TD
1967	156	87	.558	1,359	8
1966	157	78	.497	1,245	6
1965	152	78	.513	1,484	9
Totals	465	243	.523	4,087	23

BEBAN'S CAREER RUSHING

YEAR	Att	Net Yds	Tds
1967	145	227	11
1966	123	454	10
1965	194	590	14
Totals	462	1,271	35



QB Drew Olson



WR J.J. Stokes

UCLA AWARD WINNERS

TROY AIKMAN Henryetta, Okla. (Henryetta HS)
1988 DAVEY O'BRIEN NATIONAL QB AWARD WINNER

AIKMAN'S 1988 STATISTICS


Opponent	PA	PC	Pct	PI	Yds	Tds	Lg
San Diego State	18	14	.778	0	163	3	43
Nebraska	22	13	.591	1	205	3	57
Long Beach State	25	17	.680	0	272	3	69
at Washington	26	16	.615	1	175	1	48
Oregon State	36	24	.667	2	288	4	30
at California	32	21	.656	0	322	2	52
at Arizona	29	20	.690	1	283	3	55
Washington State	44	27	.614	1	325	1	33
at Oregon	23	12	.522	0	114	1	20
Stanford	24	13	.542	1	135	0	27
USC	48	32	.667	1	317	2	26
Arkansas (Cotton Bowl)	27	19	.704	1	172	1	35
Totals	354	228	.644	9	2,771	24	69

AIKMAN'S CAREER PASSING STATISTICS

	PA	PC	Pct	PI	Yds	Tds
1988	354	228	.644	9	2,771	24
1987	273	178	.652	8	2,527	17
Totals	627	406	.648	17	5,298	41

AIKMAN NOTES . . .

- His UCLA No. 8 jersey was retired at the 2014 Stanford game
- Inducted into the College Football Hall of Fame in 2008
- Inducted into the Pro Football Hall of Fame in 2006
- Played 12 seasons for the Dallas Cowboys (1989-2000)
- Led Cowboys to three Super Bowl championships (1993, 1994, 1996)
- 1996 Walter Payton NFL Man of the Year Award winner
- 1993 Super Bowl MVP
- No. 1 selection in 1989 NFL Draft (Dallas)
- 1988 Davey O'Brien National Quarterback Award winner (UCLA's first)
- 1988 Quarterback Club of Washington, D.C. National Quarterback Award winner
- 1988 Third-place finisher in Heisman Trophy voting
- One of three 1988 finalists for AFCA "Coaches Choice" Player of the Year
- 1988 Consensus All-American (UPI, Walter Camp Foundation, The Sporting News, Football News)
- 1988 UPI West Coast Player of the Year
- 1987 Pac-10 Offensive Player of the Year
- 1987 Second-team All-American
- Led Bruins to 20-4 record in two years



Troy Aikman

CADE MCNOWN West Linn, Ore. (West Linn HS)
1998 JOHNNY UNITAS GOLDEN ARM AWARD WINNER



Cade McNown & Johnny Unitas

MCNOWN NOTES . . .

- Class of 2020 College Football Hall of Fame inductee
- Named to Rose Bowl Hall of Fame Class of 2017
- No. 12 selection in 1999 NFL Draft (Chicago Bears)
- 1998 Johnny Unitas Golden Arm Award winner (UCLA's first)
- 1998 Quarterback Club of Washington, D.C. National Quarterback Award winner
- 1998 Third-place Heisman Trophy finisher
- 1998 First-Team All-American (Kodak, Associated Press)
- 1998 Pop Warner Award winner (top player on West Coast)
- 1998 Pac-10 Offensive co-Player of the Year
- Led team to a school-record 20 consecutive victories during the '97 and '98 seasons
- Finished his career ranked No. 1 in total offense (11,285 yards) and No. 3 in career passing yards (10,708) in the Pac-10 Conference
- Finished his UCLA career as school leader in total offense (11,285 yards), passing yards (10,708), touchdown passes (68), completions (694) and attempts (1,250)
- UCLA single-game leader in total offense (515 yards), passing yards (513)
- Bruins went 32-15 in his four seasons


MCNOWN'S 1998 STATISTICS

Opponent	PA	PC	Pct	PI	Yds	Tds	Lg
Texas	30	20	.667	1	339	3	79
at Houston	32	17	.531	1	315	1	61
Washington State	27	14	.519	1	205	1	51
at Arizona	24	10	.417	0	171	2	64
Oregon	36	20	.556	2	395	3	60
at California	27	15	.556	0	182	2	35
Stanford	31	19	.613	2	254	1	53
at Oregon State	37	23	.622	1	377	4	61
at Washington	24	12	.500	0	233	0	61
USC	20	12	.600	2	146	1	42
at Miami	35	26	.743	0	513	5	77
Wisconsin (Rose Bowl)	34	19	.559	1	340	2	44
Totals	357	207	.580	11	3,470	25	79

MCNOWN'S CAREER PASSING NUMBERS

YEAR	PA	PC	Pct	PI	Yds	Tds
1998	357	207	.580	11	3,470	25
1997	312	189	.606	6	3,116	24
1996	336	176	.524	16	2,424	12
1995	245	122	.498	8	1,698	7
Totals	1,250	694	.555	41	10,708	68

UCLA AWARD WINNERS



Jonathan Ogden & Terry Donahue

JONATHAN OGDEN Washington, D.C. (St. Albans HS)
1995 OUTLAND TROPHY WINNER

- Named to the Pac-12 Hall of Honor
- Named to ESPN's List of 150 Greatest College Football Players of all-time in 2020
- Member of the 2013 Pro Football Hall of Fame class
- Selected for National Football Foundation Hall of Fame in 2012
- Member of '01 Super Bowl Champion Baltimore Ravens
- 11-time Pro Bowl NFL lineman
- In 1997, became the eighth Bruin to have his jersey retired
- No. 4 selection in 1996 NFL Draft (Baltimore)
- 1995 Outland Trophy Winner (UCLA's first)
- 1995 Columbus Touchdown Club Lineman of the Year
- 1995 UPI Lineman of the Year
- 1995 Morris Trophy Winner
- 1995 Rotary Lombardi Award runner-up
- 1995 Unanimous First-team All-American
- Earned first-team honors from: AFCA, AP, Walter Camp, UPI, Football News, College Sports, The Sporting News, College & Pro Football Newsweekly, Football Writers Assn. of America)
- 1995 First-team All-Pac-10
- UCLA's Red Sanders Award for Most Valuable Player - 1995
- In 1995, led UCLA to its Highest Rushing Average (4.7) since 1976
- 1994 Third-team All-American
- 1994 First-team All-Pac-10
- 1993 Second-team Sophomore All-American
- 1992 First-team Freshman All-American

KRIS FARRIS Mission Viejo, Calif. (Santa Margarita HS)
1998 OUTLAND TROPHY WINNER

- Earned his MBA from UCLA's Anderson School of Business in June 2009
- Third-round selection (No. 74) in 1999 NFL Draft (Pittsburgh Steelers); Also was a member of the Buffalo Bills and the Atlanta Falcons
- 1998 Outland Trophy Winner
- 1998 First-team All-American (Walter Camp Football Foundation, Associated Press, Football Writers Association of America, The Sporting News, Football News, College & Pro Football Newsweekly, Football Digest)
- One of 12 semi-finalists for the Rotary Lombardi Award
- Led UCLA to its second-highest rushing average (4.5) since 1986
- Did not allow a sack during his junior season on a unit that allowed just 10 during the regular season
- Bruins went 25-10 during his three seasons



Kris Farris



Marcedes Lewis & John Mackey

MARCEDES LEWIS Long Beach, Calif. (Poly HS)
2005 JOHN MACKEY AWARD WINNER

- Played 16 NFL Seasons
- 2011 Pro Bowl Tight End
- Led all NFL Tight Ends in average per catch in 2009 and 2010
- 2008 Morgan Stanley Smith Barney Community Leader of the Year Award
- No. 28 selection in first round of 2006 NFL Draft (Jacksonville)
- 2005 John Mackey Award Winner (UCLA's first)
- 2005 first-team All-American by FWAA, Walter Camp, Sporting News
- 2005 first-team All-Pac-10 Conference selection
- Set school single-season tight end records for receptions (58), receiving yards (741)
- Set UCLA career tight end records for receptions (126), receiving yards (1,571) and touchdown receptions (21)
- No. 2 in UCLA history in career touchdown receptions (21)
- Tie for No. 13 on UCLA all-time receptions list (126)
- Played in 2006 Senior Bowl
- 2004 John Mackey Award finalist (one of three)
- UCLA Athletics Hall of Fame - Class of 2021

LEWIS' CAREER RECEIVING STATISTICS

YEAR	Recpt.	Yds	Avg	TD	LG
2005	58	741	12.8	10	40
2004	32	402	12.6	7	29
2003	30	377	12.6	3	38
2002	6	51	8.5	1	16
Totals	126	1,571	12.5	21	40

UCLA AWARD WINNERS

KAI FORBATH Pacific Palisades, Calif. (Notre Dame HS)
2009 LOU GROZA AWARD WINNER

- Member of the Cowboys, Washington, Saints, Vikings, Jaguars and Rams
- 2014 NFC Special Teams Player of the Week
- Set NFL record for consecutive field goals made to begin a career (17) in 2012
- 2009 Lou Groza Award Winner (UCLA's first)
- 2009 first-team All-American by AFCA, Walter Camp, *Sporting News*, FWAA, Phil Steele, Rivals.com
- 2009 first-team All-Pac-10 Conference selection
- 2010 second-team All-Pac-10 Conference selection
- Led the nation in field goals per game in 2009 (2.15)
- Tied NCAA record for best Fg% in under-40 yard kicks (19-19, 2009)
- Made 28 of 31 field goal attempts and 24 of 25 PATs for 108 points in 2009
- No. 1 (tied) in UCLA career field goals with 85, two shy of the NCAA record at end of career
- No. 3 (tied) in UCLA career scoring with 357 points
- No. 1 in UCLA career field goals of 50 or more yards (10)
- Set numerous NCAA records: most field goals by a freshman (25 in 2007); highest percentage of field goals made, under 40 yards, in a season - tied (1.000% - 25 of 25 in 2009); most times kicking two or more field goals in a game for a season - tied (10 in 2007); most times kicking two or more field goals in a game for a career (31); most times kicking three or more field goals in a game for a career - tied (13)

FORBATH'S CAREER FIELD GOAL STATS

YEAR	FG-FGA	01-19	20-29	30-39	40-49	50+	LG	XP-A	PTS
2010	13-18	0-0	2-2	4-4	6-11	1-1	51	27-27	66
2009	28-31	0-0	8-8	11-11	6-6	3-6	53	24-25	108
2008	19-22	2-2	6-7	6-7	4-5	1-1	53	21-22	78
2007	25-30	0-0	7-9	8-8	5-8	5-5	54	30-30	105
Totals	85-101	2-2	23-26	29-30	21-30	10-13	54	102-104	357



ANTHONY BARR San Pedro, Calif. (Loyola HS)
2013 LOTT IMPACT TROPHY WINNER

- Named to four straight Pro Bowls in 2016-19
- Named NFC Defensive Player of the Week (week 8, 2014)
- 2013 Lott IMPACT Trophy Winner (UCLA's first)
- No. 9 selection in first round of 2014 NFL Draft (Minnesota)
- 2013 first-team All-American by *USA Today*, *Sporting News*, Walter Camp, NFL.com
- 2013 first-team All-Pac-12 Conference selection
- Finalist for 2013 Butkus, Lombardi, Bednarik awards
- No. 6 all-time at UCLA in tackles for loss
- Tied for No. 6 all-time at UCLA in sacks
- Only played defense for two seasons
- 2012 second-team AP All-America
- 2012 first-team All-Pac-12 Conference selection
- 2012 sack total (13.5) was second in the nation

BARR'S CAREER TACKLE STATISTICS

YEAR	TT	T-AT	SACKS	TFL	INT(Td)
2013	65	42-23	10.0-66	20.0-109	0
2012	83	60-23	13.5-70	21.5-105	0
Totals	148	102-46	23.5-136	41.5-214	0

UCLA AWARD WINNERS

ERIC KENDRICKS Fresno, Calif. (Hoover HS)

2014 LOTT IMPACT TROPHY WINNER

2014 BUTKUS AWARD WINNER

- Named to AP's 2019 first-team All-Pro squad
- Named to the Pro Football Writers of America's 2015 NFL All-Rookie team
- NFL Defensive Rookie for the month of October, 2015
- 2014 Butkus Award Winner (UCLA's first)
- 2014 Lott IMPACT Trophy Winner (UCLA's second)
- No. 45 selection in second round of 2015 NFL Draft (Minnesota)
- 2014 first-team All-American by *USA Today*, *si.com*, *Athlon*, *Phil Steele*, *nfl.com*
- 2014 second-team All-American by *AP*, *Walter Camp*, *FWAA*, *Sporting News*, *cbssports.com*
- 2014 led the nation in solo tackles/game (7.8) average
- 2014 second-team all-conference selection
- UCLA's all-time tackle leader (481)
- Set UCLA record with 11 double-digit tackle games in 2014 season
- Scored three career defensive touchdowns, tied for third on school list
- Led the Bruins in tackles for three straight seasons

KENDRICKS' CAREER TACKLE STATISTICS

YEAR	TT	T-AT	SACKS	TFL	INT(Td)
2014	149	101-48	4.0-29	11.5-45	3 (1)
2013	106	62-44	2.0-9	4.0-10	1
2012	150	92-58	2.0-13	6.0-21	1
2011	76	52-24	2.0-9	4.5-16	0
Totals	481	307-174	10.0-60	26.0-92	5(1)



KA'IMI FAIRBAIRN Kailua, Hawai'i (Punahou School)

2015 LOU GROZA AWARD WINNER

- Member of the Houston Texans (2016-present)
- Led NFL in scoring in 2018
- 2015 Consensus first-team All-American
- Set Pac-12 and UCLA records for most career points (413)
- Set Conference game record and UCLA record for longest field goal (60 yds)
- Finished his career by connecting on 41 straight field goals from 35 yards and in
- First Bruin to register at least 100 points in four straight seasons
- 2015 second-team All-Pac-12 Conference selection
- Finished his Bruin career fourth on the all-time field goal list (68)
- Also handled kickoff duties for his last three seasons
- Invited to the Senior Bowl and the NFL Combine

FAIRBAIRN'S CAREER FIELD GOAL STATS

YEAR	FG-FGA	01-19	20-29	30-39	40-49	50+	LG	XP-A	PTS
2015	20-24	0-0	7-7	9-9	2-5	2-3	60	47-47	107
2014	18-22	0-0	8-8	6-7	4-6	0-1	47	47-48	101
2013	14-21	0-0	5-5	4-7	5-8	0-1	48	59-60	101
2012	16-22	0-0	7-7	7-9	2-5	0-1	48	56-59	104
Totals	68-89	0-0	27-27	26-32	13-24	2-6	60	209-214	413

UCLA RETIRED JERSEYS

#5 • KENNY EASLEY, S • Chesapeake, Va. (Smith HS)

Played free safety for UCLA from 1977-1980 and started from the second game of his freshman year ... only the second three-time consensus All-American in UCLA and Pac-10 history (1978-80) ... first and only defensive four-time first-team All-Pac-10 player in league history (1977-80) ... ranks first on UCLA career interception list with 19 and fifth in career tackles with 374 ... also ranks ninth in career punt returns (45) ... 1981 first-round draft choice of Seattle Seahawks (No. 4 pick) ... AFC Rookie of the Year in 1981 ... AFC Defensive Player of the Year in 1983 ... NFL Player Defensive Player of the Year in 1984 ... played in five Pro Bowls and was All-Pro four times ... named to the NFL's 1980's All-Decade team ... inducted into the UCLA Athletic Hall of Fame in 1991 ... inducted into the National Football Foundation Hall of Fame in December 1991 ... Class of 2017 Pro Football Hall of Fame ... named to ESPN's List of 150 Greatest College Football Players of all-time.

#8 • TROY AIKMAN, QB • Henryetta, Okla. (Henryetta HS)

Troy played quarterback in 1987-88 ... earned consensus All-America honors in 1988 ... won the Davey O'Brien Award as the nation's top quarterback in 1988 and placed third in the Heisman Trophy balloting ... posted a 20-4 two-year record as a starter ... led the Bruins to wins in the Aloha and Cotton Bowls ... set school records with 24 touchdown passes in a season and four (tied) in a game (both since broken) ... set school marks with 228 completions (since broken) in a season and 32 (since broken) in a game ... in his two-year career, he completed 406 passes (No. 8) for 5,298 yards (No. 9) and 41 touchdowns (No. 7) ... named UCLA offensive MVP in 1988 ... selected as the No. 1 pick of the 1989 NFL draft by the Dallas Cowboys and played from 1989-2000 ... first quarterback in NFL history to win three Super Bowls in a four-year span ... inducted into the UCLA Athletics Hall of Fame in 1999 ... inducted into the Pro Football Hall of Fame in 2006 ... inducted into the National Football Foundation Hall of Fame in 2008 ... had his UCLA jersey retired at the 2014 Stanford game.

#13 • KENNY WASHINGTON, HB • Los Angeles, Calif. (Lincoln HS)

Played halfback for UCLA from 1937-1939 ... named UCLA's first All-American in 1939 ... all-conference in 1939 ... sixth in the 1939 Heisman voting ... inducted into the National Football Foundation Hall of Fame in 1956, the first UCLA player so honored ... ranks 19th on UCLA career rushing list with 1,915 yards (he ranked first from 1939 through 1972) and was ranked among the leaders in total offense for many years with 3,206 yards ... led team in passing and rushing three straight seasons ... charter member of UCLA Athletic Hall of Fame ... played for L.A. Rams in 1946-48, breaking the NFL color barrier that had stood since 1934.

#16 • GARY BEBAN, QB • Redwood City, Calif. (Sequoia HS)

UCLA's starting quarterback from 1965-67 ... only UCLA player to win Heisman Trophy (1967) ... consensus All-American in 1967 ... All-Conference in 1965-67 ... inducted into National Football Foundation Hall of Fame in 1988 ... ranks 13th in UCLA career passing yards with 4,087 and ninth in career total offense with 5,358 yards ... ranks fifth in school history with 35 career touchdowns scored and 13th in scoring (214 points) ... led team in passing and total offense from 1965-67 ... charter member of UCLA Athletic Hall of Fame ... named to ESPN's List of 150 Greatest College Football Players of all-time.

#34 • PAUL CAMERON, HB • Burbank, Calif. (Burbank HS)

Starting tailback in 1951-53 ... consensus All-American in 1953 and All-Conference from 1951-53 ... led team in passing and total offense three times and rushing twice ... ranks 20th on career total offense list (3,332 yards) ... ranked among the leaders in career rushing for many years with 1,451 yards ... finished third in 1953 Heisman Trophy balloting; sixth in 1952 ... charter member of UCLA Athletic Hall of Fame.

#38 • BURR BALDWIN, B • Bakersfield, Calif. (Bakersfield HS)

Played offensive end for UCLA in 1941, 1942 and 1946 ... first UCLA consensus All-American in 1946 when he led team in receiving ... seventh in the 1946 Heisman Trophy balloting ... 1946 team MVP and co-captain ... played in UCLA's first two Rose Bowls ... starter on UCLA's first regular-season unbeaten team (1946) ... inducted into UCLA Athletic Hall of Fame in 1986.

#42 • JACKIE ROBINSON • Pasadena, Calif. (Muir HS)

Although Jackie Robinson wore No. 28 as an All-American in football, and No. 18 as a conference-leading scorer in basketball, UCLA reasoned that No. 42 was the one worth retiring because it has become synonymous with his path to breaking major league baseball's color barrier. "Jackie Robinson established a standard of excellence to which people the world over should aspire," athletic director Dan Guerrero said in a statement in November of 2014. "On the 75th anniversary of Jackie's arrival at UCLA, we want to ensure that his is a legacy to be upheld and carried forward by Bruins for generations to come. While he wore several numbers at UCLA, Jackie Robinson made the number 42 as iconic as the man himself. For that very reason, no Bruin will be issued the number 42 — in any sport — ever again."

#79 • JONATHAN OGDEN, OT • Washington, D.C. (St. Albans HS)

Four-year starter at offensive tackle in 1992-93-94-95 ... class of 2013 Pro Football Hall of Fame ... selected into the National Football Foundation Hall of Fame in 2012 ... consensus All-American in 1995 ... two-time All-Pac-10 selection (1994-95) ... 1995 Outland Trophy winner ... 1996 first round draft choice of Baltimore Ravens (No. 4 overall) and earned All-Rookie team honors ... 11-time NFL Pro Bowl lineman ... played in 2001 Super Bowl ... 1996 NCAA indoor shot put champion ... named to ESPN's List of 150 Greatest College Football Players of all-time.

#80 • DONN MOOMAW, LB/C • Santa Ana, Calif. (Santa Ana HS)

Starting linebacker/center for UCLA from 1950-52 ... earned All-American honors in 1950 and consensus honors in 1952 ... all-conference from 1950-52 ... finished fourth in the 1952 Heisman Trophy balloting ... inducted into the National Football Foundation Hall of Fame in 1973 ... 1952 Academic All-American ... first round draft choice of Los Angeles Rams in 1953 NFL Draft ... charter member of UCLA Athletic Hall of Fame and the GTE Academic All-America Hall of Fame.

#84 • JERRY ROBINSON, LB • Santa Rosa, Calif. (Cardinal Newman HS)

Starting linebacker for UCLA from 1976-78 and a reserve receiver in 1975 ... the nation's first three-time consensus All-American since SMU's Doak Walker in 1947-49 and the first ever in Pac-10 and UCLA history (1976-78) ... all-conference from 1976-78 ... 1979 first-round draft choice of Philadelphia Eagles (21st pick) ... played in the 1981 Super Bowl ... enjoyed a 13-year NFL career with the Eagles and the Raiders ... ranks second on UCLA career tackles list with 468 and first (161) and second (159) on single-season list ... inducted into UCLA Athletic Hall of Fame in 1991 ... inducted into National Football Foundation Hall of Fame in December 1996 ... named to ESPN's List of 150 Greatest College Football Players of all-time.



Paul Cameron

HONORED BRUINS

RETIRED NUMBERS

5	Kenny Easley, S
8	Troy Aikman, QB
13	Kenny Washington, HB
16	Gary Beban, QB
34	Paul Cameron, HB
38	Burr Baldwin, WR
42	Jackie Robinson (retired across all sports at UCLA)
79	Jonathan Ogden, OL
80	Donn Moomaw, OL/LB
84	Jerry Robinson, LB

PRO FOOTBALL HALL OF FAMERS

Bob Waterfield, B	Class of 1965
Tom Fears, WR	Class of 1970
Jimmy Johnson, DB	Class of 1994
Troy Aikman, QB	Class of 2006
Jonathan Ogden, OL	Class of 2013
Kenny Easley, S	Class of 2017

COLLEGE FOOTBALL HALL OF FAMERS

Kenny Washington, HB (Class of 1956)	UCLA 1937-39
Al Sparlis, G (Class of 1983)	UCLA 1941, 42-45
Tom Fears, WR (Class of 1976)	UCLA 1946-47
Henry 'Red' Sanders, Coach (Class of 1996)	UCLA 1949-57
Donn Moomaw, OL/LB (Class of 1973)	UCLA 1950-52
Billy Kilmer, HB (Class of 1999)	UCLA 1958-60
Gary Beban, QB (Class of 1988)	UCLA 1965-67
Tommy Prothro, Coach (Class of 1991)	UCLA 1965-70
John Sciarra, QB (Class of 2014)	UCLA 1972-75
Randy Cross, OL (Class of 2010)	UCLA 1973-75
Jerry Robinson, LB (Class of 1996)	UCLA 1975-78
Terry Donahue, Coach (Class of 2000)	UCLA 1976-95
Kenny Easley, DB (Class of 1991)	UCLA 1977-80
Troy Aikman, QB (Class of 2008)	UCLA 1987-88
Jonathan Ogden, OL (Class of 2012)	UCLA 1992-95
Cade McNown, QB (Class of 2020)	UCLA 1995-98

CONFERENCE PLAYER OF THE YEAR AWARD WINNERS (since 1975)

1982	Tom Ramsey, QB (co-winner)
1985	Mark Walen, DL (Defensive Player of the Year)
1987	Troy Aikman, QB (Offensive Player of the Year)
1993	J.J. Stokes, WR (Offensive Player of the Year)
1998	Cade McNown, QB (co-Offensive Player of the Year)
2001	Robert Thomas, LB (Defensive Player of the Year)
2003	Dave Ball, DL (Defensive Player of the Year)
2006	Alterraun Verner, DB (co-Freshman of the Year)
2009	Brian Price, DL (Defensive Player of the Year)
2013	Myles Jack, RB (Offensive Freshman of the Year)
	Myles Jack, LB (Defensive Freshman of the Year)
2015	Josh Rosen, QB (Offensive Freshman of the Year)

NATIONAL COACH OF THE YEAR AWARD WINNERS

1954	Henry 'Red' Sanders (AFCA)
1965	Tommy Prothro (AFCA)

CONFERENCE MORRIS TROPHY WINNERS

(presented to the top OL/DL performer in Pac-12, voted on by the players)

1995	Jonathan Ogden, OL
2001	Kenyon Coleman, DL
2003	Dave Ball, DL
2013	Xavier Su'a-Filo, OL

CONFERENCE COACH OF THE YEAR AWARD WINNERS (since 1975)

1975	Dick Vermeil
1985	Terry Donahue
1993	Terry Donahue
1998	Bob Toledo
2005	Karl Dorrell (co-winner)

POP WARNER TROPHY WINNERS

(presented to the top senior on the West Coast)

1955	Bob Davenport
1960	Bill Kilmer
1967	Gary Beban
1978	Jerry Robinson
1997	Skip Hicks
1998	Cade McNown
2003	Dave Ball

ROSE BOWL PLAYER OF THE GAME AWARD WINNERS

1966	Bob Stiles
1976	John Sciarra
1983	Don Rogers, Tom Ramsey
1984	Rick Neuheisel
1986	Eric Ball

ROSE BOWL HALL OF FAME MEMBERS (year inducted)

1991	John Sciarra
1993	Bob Stiles
1995	Gary Beban
1996	Eric Ball
1997	Terry Donahue
1998	Rick Neuheisel
1999	Al Hoisch
2007	Tom Ramsey
2014	Dick Vermeil
2017	Cade McNown

ESPN'S 150 GREATEST COLLEGE FB PLAYERS OF ALL-TIME (selected in 2020)

No. 89	Jerry Robinson, LB	No. 114	Kenny Easley, S
No. 121	Jonathan Ogden, OT	No. 146	Gary Beban, QB

ESPN'S 150 GREATEST COLLEGE FB COACHES OF ALL-TIME (selected in 2020)

No. 66	Henry 'Red' Sanders, 1949-57 (66-19-1)
No. 84	Terry Donahue, 1976-95 (151-74-8)
No. 147	Tommy Prothro, 1965-70 (41-18-3)



2001 Conference Defensive Player of the Year Robert Thomas



2003 Conference Defensive Player of the Year Dave Ball

FIRST-TEAM ALL-CONFERENCE HONORS

1931	Leonard Wellendorf, e
1932	Homer Oliver, c
1933	Lee Coats, c
1934	Verdi Boyer, g
1935	Chuck Cheshire, h; Sherman Chavoor, c
1938	John Ryland, c
1939	Woody Strode, e; Kenny Washington, h
1942	Bob Waterfield, q; Jack Lescoulie, g
1943	Don Malmberg, t
1944	John Roesch, h
1945	Al Sparlis, g; Cal Rossi, h
1946	Burr Baldwin, e; Don Malmberg, t; Ernie Case, q; Don Paul, c; Bill Chambers, t
1947	Tom Fears, e; Mike Dimitro, g; Don Paul, c; Bill Chambers, t
1949	Bob Wilkinson, e; Ernie Johnson, h
1950	Bob Wilkinson, e; Donn Moomaw, lb; Breck Stroschein, t
1951	Donn Moomaw, lb; Paul Cameron, h; Hal Mitchell, t; Ernie Stockert, e
1952	Donn Moomaw, lb; Paul Cameron, h; Ernie Stockert, e; Ed Flynn, g; Ike Jones, e; Chuck Doud, t; Jack Ellena, t; Myron Berliner, e; Jim Salisbury, g; Bill Stits, f
1953	Chuck Doud, t; Jack Ellena, t; Paul Cameron, h
1954	Jack Ellena, t; Jim Salisbury, g; Bob Davenport, fb; Primo Villanueva, h; Bob Long, e; Sam Boghosian, g
1955	Sam Brown, h; Hardiman Cureton, g; Steve Palmer, c; Bob Davenport, fb; Rommie Loudd, e; Jim Brown, g
1956	Esker Harris, g; Jim Matheny, c
1957	Dick Wallen, e; Bill Leeka, t
1958	Bill Leeka, t
1959	Ray Smith, fb; Harry Baldwin, c
1960	Bill Kilmer, h; Marv Luster, e; Jack Metcalf, g; Steve Bauwens, t; Marshall Shirk, t
1961	Ron Hull, c; Bobby Smith, h
1962	Kermit Alexander, h; Andy Von Sonn, c
1963	Mel Profit, e
1964	Kurt Altenberg, e; Russ Banducci, g; Kent Francisco, ot
1965	Kurt Altenberg, e; Russ Banducci, t; Gary Beban, qb; Jim Colletto, e; Mel Farr, h; John Richardson, g; Bob Stiles, h
1966	Gary Beban, qb; Rich Deakers, g; Mel Farr, h; Don Manning, lb; John Richardson, g

1967	Zenon Andrusyshyn, p-pk; Gary Beban, qb; John Erquiaga, c; Mark Gustafson, dhb; Don Manning, lb; Dennis Murphy, g; Larry Slagle, t
1968	Larry Agajanian, dt; Mark Gustafson, dhb
1969	Dennis Alumbaugh, og; Mike Ballou, lb; Gordon Bosserman, ot; Ron Carver, dhb; Gwen Cooper, oe; Wes Grant, de; Greg Jones, ohb; Floyd Reese, dt
1970	Dave Dalby, c; Bob Pifferini, lb; Tim Oesterling, dt
1971	Dave Dalby, c; Bob Christiansen, oe
1972	Bruce Barnes, p; Allan Ellis, db; Kermit Johnson, rb; Steve Klosterman, og; James McAlister, rb; Fred McNeill, de; Bruce Walton, ot
1973	Jimmy Allen, db; James Bright, db; Kermit Johnson, rb; Ed Kezirian, ot; Steve Klosterman, og; Fulton Kuykendall, lb; Fred McNeill, de; John Nanoski, db; Al Oliver, ot; Cal Peterson, de
1974	Norm Andersen, se; Gene Clark, ot; Fulton Kuykendall, lb
1975	John Sciarra, qb; Randy Cross, g; Phil McKinnely, g; Cliff Frazier, ng
1976	Levi Armstrong, db; Theotis Brown, rb; Frank Corral, k; Jeff Dankworth, qb; Oscar Edwards, db; Mitch Kahn, c; Jerry Robinson, lb; Manu Tuiasosopo, dt; Wendell Tyler, rb; Rick Walker, te
1977	Levi Armstrong, db; Gus Coppens, ot; Kenny Easley, s; Jerry Robinson, lb; Manu Tuiasosopo, dt
1978	Peter Boermeester, pk; Theotis Brown, rb; Kenny Easley, s; Jerry Robinson, lb; Manu Tuiasosopo, ng
1979	Kenny Easley, s; Freeman McNeil, tb
1980	Kenny Easley, s; Irv Eatman, dt; Avon Riley, lb; Tim Wrightman, te; Larry Lee, og; Freeman McNeil, tb
1981	Cormac Carney, se; Irv Eatman, dt; Luis Sharpe, ot; Tim Wrightman, te
1982	Cormac Carney, se; Karl Morgan, ng; Tom Ramsey, qb
1983	Paul Bergmann, te; Neal Dellocono, olb; Duval Love, ot; Kevin Nelson, tb; Don Rogers, s; Lupe Sanchez, cb; Mike Sherrard, se
1984	Kevin Buenafe, p; John Lee, pk; Duval Love, ot; Tommy Taylor, ilb
1985	Mike Hartmeier, og; John Lee, pk; Tommy Taylor, ilb; Terry Tumey, ng; Mark Walen, dt
1986	Gaston Green, tb; Craig Rutledge, s; Terry Tumey, ng
1987	Troy Aikman, qb; Gaston Green, tb; Carnell Lake, olb; Ken Norton, Jr., ilb; David Richards, ot; Terry Tumey, ng; Alfredo Velasco, pk

1988	Troy Aikman, qb; Frank Cornish, c; Darryl Henley, cb; Chance Johnson, ilb; Carnell Lake, olb
1989	Kirk Maggio, p
1990	Eric Turner, s; Roman Phifer, olb
1991	Matt Darby, s; Sean LaChapelle, wr; Vaughn Parker, ot
1992	Carlton Gray, cb; Vaughn Parker, ot
1993	Marvin Goodwin, ss; Bjorn Merten, pk; Jamir Miller, olb; Craig Novitsky, og; Vaughn Parker, ot; Darren Schager, p; J.J. Stokes, se
1994	Donnie Edwards, lb; Mike Flanagan, c, Jonathan Ogden, ot; Darren Schager, p
1995	Karim Abdul-Jabbar, tb; Mike Flanagan, c; Jonathan Ogden, ot
1996	Bjorn Merten, pk
1997	Skip Hicks, tb; Chad Overhauser, ot; Chris Sailer, pk; Shaun Williams, fs
1998	Larry Atkins, fs; Brendon Ayanbadejo, olb; Dann Farmer, fl; Mike Grieb, te; Andy Meyers, og; Cade McNown, qb; Shawn Stuart, c
2000	DeShaun Foster, tb; Ricky Manning, Jr., cb; Freddie Mitchell, wr
2001	Kenyon Coleman, de; Nate Fikse, p; DeShaun Foster, tb; Ricky Manning, Jr., cb; Robert Thomas, lb
2002	Nate Fikse, p; Ricky Manning, Jr., cb; Mike Saffer, ot; Mike Seidman, te
2003	Dave Ball, de; Brandon Chillar, lb
2004	Matt Clark, cb; Justin Medlock, pk
2005	Maurice Jones-Drew, kr; Mercedes Lewis, te
2006	Justin Hickman, de; Justin Medlock, pk
2007	Chris Horton, s; Matthew Slater, kr
2008	Aaron Perez, p; Brian Price, dt
2009	Reggie Carter, lb; Kai Forbath, pk; Rahim Moore, s; Brian Price, dt; Alterraun Verner, cb
2010	Akeem Ayers, lb; Rahim Moore, s
2012	Anthony Barr, lb; Jeff Locke, p; Xavier Su'a-Filo, og
2013	Anthony Barr, lb; Xavier Su'a-Filo, og
2014	Ishmael Adams, db
2015	Kenny Clark, dl
2016	Jayon Brown, lb; Takkarist McKinley, dl; Scott Quessenberry, ol
2017	Kenny Young, lb
2018	Caleb Wilson, te
2020	Osa Odighizuwa, dl
2021	Greg Dulcich, te; Kyle Philips, wr; Sean Rhyan, ol



Primo Villanueva - 1954



Ricky Manning, Jr. - 2001-02



Carlton Gray - 1992

CONFERENCE LEADERS

MULTIPLE YEAR FIRST-TEAM ALL-CONFERENCE PERFORMERS

Anthony Barr, lb - 2012, 2013
Xavier Su'a-Filo, og - 2012, 2013
Rahim Moore, s - 2009, 1010
Brian Price, dt - 2008, 2009
Justin Medlock, k - 2004, 2006
Nate Fikse, p - 2001, 2002
Ricky Manning - db - 2001, 2002
DeShaun Foster - rb - 2000, 2001
Bjorn Merten, k - 1993, 1996
Mike Flanagan, c - 1994, 1995
Jonathan Ogden, ot - 1994, 1995
Darren Schager, p - 1993, 1994
Vaughn Parker, ot - 1991, 1992, 1993
Carnell Lake, lb - 1987, 1988
Troy Aikman, qb - 1987, 1988
Gaston Green, rb - 1986, 1987
Terry Tomey, ng - 1985, 1986, 1987
John Lee, k - 1984, 1985
Tommy Taylor, lb - 1984, 1985
Duval Love, ot - 1983, 1984
Tim Wrightman, te - 1980, 1981
Irv Eatman, dt - 1980, 1981
Freeman McNeil, rb - 1979, 1980
Kenny Easley, s - 1977, 1978, 1979, 1980
Theotis Brown, rb - 1976, 1978
Manu Tuiasosopo, dt - 1976, 1977, 1978
Jerry Robinson, lb - 1976, 1977, 1978
Levi Armstrong, db - 1976, 1977
Fulton Kuykendall, lb - 1973, 1974
Fred McNeill, de - 1972, 1973
Steve Klosterman, og - 1972, 1973
Kermit Johnson, rb - 1972, 1973
Dave Dalby, c - 1970, 1971
Mark Gustafson, db - 1967, 1968
Don Manning, lb - 1966, 1967
John Richardson, g - 1965, 1966
Mel Farr, hb - 1965, 1966
Gary Beban, qb - 1965, 1966, 1967
Russ Banducci, g - 1964, 1965
Kurt Altenberg, e - 1964, 1965
Bobby Smith, hb - 1960, 1961
Bill Leeka, t - 1957, 1958
Bob Davenport, fb - 1954, 1955
Jim Salisbury, g - 1952, 1954
Jack Ellena, t - 1952, 1953, 1954
Chuck Doud, t - 1952, 1953
Ernie Stockert, e - 1951, 1952
Paul Cameron, hb - 1951, 1952, 1953
Donn Moomaw, lb - 1950, 1951, 1952
Bob Wilkinson, e - 1949, 1950
Bill Chambers, t - 1946, 1947
Don Paul, c - 1946, 1947
Don Malmberg, t - 1943, 1946



DeShaun Foster - 2001 rushing and all-purpose yardage leader

ALL-TIME CONFERENCE LEADERS - TOTAL OFFENSE

Year	Name	Rush	Pass	Total	Avg.
1939	Kenny Washington	1,121	475	1,596	159.6
1942	Bob Waterfield	81	983	1,064	106.5
1946	Ernie Case	39	868	907	90.7
1951	Paul Cameron	597	855	1,428	158.7
1960	Bill Kilmer	803	1,086	1,889	188.9
1961	Bobby Smith	631	305	936	93.6
1965	Gary Beban	576	1,336	1,912	191.1
1966	Gary Beban	454	1,245	1,699	169.9
1967	Gary Beban	227	1,359	1,586	158.6
1990	Tommy Maddox	148	2,682	2,830	257.3
2017	Josh Rosen	-97	3,756	3,659	332.6
2021	Dorian Thompson-Robinson	609	2,409	3,018	274.36

ALL-TIME CONFERENCE LEADERS - PASSING

Year	Name	PA-PC-Int	TD	Pct.	Yds	Avg.
1942	Bob Waterfield	125-53-17	-	.424	983	98.3
1944	Bob Waterfield	136-55-19	-	.404	901	90.1
1946	Ernie Case	95-42	-	.442	868	86.8
1967	Gary Beban	156-87-8	8	.557	1,359	135.9
1990	Tommy Maddox	327-182-14	17	.557	2,682	243.8
2017	Josh Rosen	452-283-10	26	.626	3,756	341.5

ALL-TIME CONFERENCE LEADERS - RUSHING

Year	Name	Att	Yds	Play Avg.	Game Avg.
1939	Kenny Washington	169	812	4.8	81.2
1945	Cal Rossi	95	679	7.1	75.4
1953	Paul Cameron	134	672	5.0	74.7
1955	Sam Brown	130	829	6.4	82.9
1960	Bill Kilmer	163	803	4.9	80.3
1961	Mike Hafner	117	696	5.9	69.6
1973	Kermit Johnson	150	1,129	7.5	102.6
1986	Gaston Green	220	1,139	5.2	113.9
1991	Kevin Williams	168	1,089	6.5	108.9
1995	Karim Abdul-Jabbar	270	1,419	5.3	141.9
2001	DeShaun Foster	216	1,109	5.1	138.6
2014	Paul Perkins	251	1,575	6.3	121.2

ALL-TIME CONFERENCE LEADERS - RECEIVING

Year	Name	No.	Yards	Avg.	TD
1942	Milt Smith	16	282	17.6	3
1943	Dave Brown	16	302	18.9	0
1944	John Roesch	15	324	21.6	0
1946	Burr Baldwin	14	335	23.9	4
1991	Sean LaChapelle	68	987	14.5	11
1994	Kevin Jordan	73	1,228	16.8	7

ALL-TIME CONFERENCE LEADERS - SCORING

Year	Name	TD	1XP	2XP	FG	Points
1942	Ken Snelling	4	18	0	1	45
1953	Paul Cameron	12	0	0	0	72
1954	Bob Davenport	11	0	0	0	66
1961	Bobby Smith	10	12	2	3	85
1967	Gary Beban	11	0	0	0	66
1973	Kermit Johnson	16	0	0	0	96
1984	John Lee	0	17	0	29	104
1985	John Lee	0	33	0	21	96
1987	Alfredo Velasco	0	46	0	18	100
1988	Alfredo Velasco	0	41	0	16	89
1993	J.J. Stokes	17	0	0	0	102
1997	Skip Hicks	25	0	0	0	150
2001	DeShaun Foster	13	0	0	0	78
2006	Justin Medlock	0	29	0	28	113

ALL-TIME CONFERENCE LEADERS - PUNT RETURNS

Year	Name	No.	Yards	Avg.
1976	Mike Coulter	14	179	12.7
1988	Darryl Henley	21	279	13.3
1995	Paul Guidry	24	370	15.4
2002	Craig Bragg	16	256	16.0
2005	Maurice Jones-Drew	15	427	28.5

ALL-TIME CONFERENCE LEADERS - ALL-PURPOSE YARDAGE

Year	Name	Rush	Recv.	Ret.	Yards	Avg.
2001	DeShaun Foster	1,109	129	0	1,238	154.8

CONFERENCE LEADERS

ALL-TIME CONFERENCE LEADERS - KICKOFF RETURNS

Year	Name	No.	Yards	Avg.
1976	Theotis Brown	8	204	25.5
1978	Theotis Brown	16	434	27.1
2007	Matthew Slater	34	986	29.0

ALL-TIME CONFERENCE LEADERS - PUNTING

Year	Name	No.	Yards	Avg.
1942	Bob Waterfield	67	2,549	38.0
1943	Don Malmberg	69	2,419	35.1
1944	Bob Waterfield	60	2,575	42.9
1950	Bob Moore	63	2,584	41.1
1956	Kirk Wilson	30	1,479	49.3
1957	Kirk Wilson	31	1,301	42.0
1959	Bill Kilmer	27	1,138	42.2
1960	Bill Kilmer	35	1,480	42.3
1967	Zenon Andrusyshyn	34	1,562	44.1
1968	Zenon Andrusyshyn	55	2,318	42.1
1970	Bruce Barnes	70	2,859	40.8
1971	Bruce Barnes	61	2,539	41.6
1972	Bruce Barnes	48	2,080	43.3
1976	Frank Corral	42	1,874	44.6
1984	Kevin Buenefe	58	2,543	43.8
1989	Kirk Maggio	45	2,036	45.2
1994	Darren Schager	53	2,342	44.4
2000	Nate Fikse	72	3,109	43.2
2001	Nate Fikse	53	2,342	44.2
2008	Aaron Perez	79	3,571	45.2
2010	Jeff Locke	64	2,934	45.8
2018	Stefan Flintoft	56	2,565	45.8

ALL-TIME CONFERENCE LEADERS - TACKLES

Year	Name	Games	UT	AT	Total	Avg.
2001	Robert Thomas	11	77	34	111	10.1
2003	Brandon Chillar	13	72	61	133	10.2
2004	Spencer Havner	11	84	41	125	11.4
2012	Eric Kendricks	14	93	58	151	10.8
2016	Jayon Brown	12	70	50	120	10.0

ALL-TIME CONFERENCE LEADERS - SACKS

Year	Name	Games	No.	Yards
1987	Carnell Lake	12	13	104
2003	Dave Ball	13	16.5	91
2006	Justin Hickman	13	12.5	97
	Bruce Davis	13	12.5	75
2007	Bruce Davis	13	12.0	66
2012	Anthony Barr	14	13.5	70

ALL-TIME CONFERENCE LEADERS - TACKLES FOR LOSS

Year	Name	Games	No.	Yards
1994	Donnie Edwards	11	21.0	108
2001	Robert Thomas	11	26.0	72
2006	Justin Hickman	13	19.0	117
2009	Brian Price	13	23.5	96

ALL-TIME CONFERENCE LEADERS - INTERCEPTIONS

Year	Name	No.	Yards	TD
1942	Bob Waterfield	7	96	0
1957	Kirk Wilson	4	74	0
	Dick Wallen	4	31	0
1958	Phil Parslow	3	117	0
	John Brown	3	-	-
1965	Bob Stiles	9	125	0
1967	Sandy Green	6	51	0
1969	Ron Carver	6	97	0
1977	Kenny Easley	6	33	0
1981	Tom Sullivan	6	28	0
1988	Marcus Turner	5	94	1
1991	Carlton Gray	10	119	1
1993	Marvin Goodwin	6	136	0
1997	Larry Atkins	5	154	0
2009	Rahim Moore	10	79	0
2011	Andrew Abbott	4	37	0

ALL-TIME CONFERENCE LEADERS - TEAM TOTAL OFFENSE

Year	Yards	Avg.
1954	3,299	366.7
1960	3,227	322.7
1961	286.5	286.5
1966	3,735	373.5
1967	3,662	366.2
1973	5,177	470.6
1982	4,757	432.5
1987	4,886	444.2
1998	5,309	482.6

ALL-TIME CONFERENCE LEADERS - TEAM PASSING OFFENSE

Year	Yards	Avg.
1963	1,560	156.0
1967	1,588	158.8
1990	2,766	251.5

ALL-TIME CONFERENCE LEADERS - TEAM RUSHING OFFENSE

Year	Yards	Avg.
1954	2,578	286.4
1961	2,185	218.5
1966	2,338	233.8
1972	3,810	346.4
1973	4,430	400.3
1975	3,619	329.0
1976	3,755	341.4

ALL-TIME CONFERENCE LEADERS - TEAM SCORING OFFENSE

Year	Points	Avg.
1954	367	40.8
1955	285	28.5
1961	185	18.5
1966	281	28.1
1973	470	42.7
1976	385	35.0
1982	375	34.1
1985	318	28.9
1987	406	36.9
1993	352	32.0
1998	445	40.5
2021	438	36.5

ALL-TIME CONFERENCE LEADERS - TEAM TOTAL DEFENSE

Year	Yards	Avg.
1954	1,708	189.8
1960	2,628	262.8
1961	2,231	223.1
1985	3,100	281.8
1987	3,024	274.9
2001	3,527	320.6

ALL-TIME CONFERENCE LEADERS - TEAM PASS DEFENSE

Year	Yards	Avg.
1962	924	92.4
1969	1,358	135.8
1986	1,957	177.9
1989	1,795	163.2
2003	2,609	200.7
2015	2,642	203.2

ALL-TIME CONFERENCE LEADERS - TEAM RUSHING DEFENSE

Year	Yards	Avg.
1954	659	73.3
1955	1,458	145.8
1961	1,442	144.2
1985	773	70.3
1987	936	85.1
2006	1,184	91.1

ALL-TIME CONFERENCE LEADERS - TEAM SCORING DEFENSE

Year	Points	Avg.
1954	40	4.4
1955	57	5.7
1957	83	8.3
1960	84	8.4
1969	103	10.3

CLASSROOM ALL-STARS

NCAA POST-GRAD SCHOLARSHIPS (18) (FB only)

1966-67	Ray Armstrong*
1966-67	Dallas Grider
1969-70	Greg Jones
1973-74	Steve Klosterman
1975-76	John Sciarra
1976-77	Jeff Dankworth
1977-78	John Fowler
1982-83	Cormac Carney
1983-84	Rick Neuheisel
1985-86	Mike Hartmeier
1989-90	Rick Meyer
1992-93	Carlton Gray
1995-96	George Kase
1998-99	Chris Sailer, Shawn Stuart
1999-00	Danny Farmer
2007-08	Chris Joseph
2012-13	Jeff Locke

CoSIDA FIRST-TEAM ACADEMIC ALL-AMERICAN (16) (FB only)

1952	Ed Flynn, G, Donn Moomaw, LB
1953	Ira Pauly, C
1954	Sam Boghosian, G
1966	Ray Armstrong, E
1975	John Sciarra, QB
1977	John Fowler, LB
1981	Cormac Carney, WR Tim Wrightman, TE
1982	Cormac Carney, WR
1985	Mike Hartmeier, OG
1992	Carlton Gray, CB
1995	George Kase, NG
1998	Shawn Stuart, C
2006	Chris Joseph, OG
2007	Chris Joseph, C

CoSIDA ACADEMIC ALL-AMERICA HALL OF FAME (8)

1988	Donn Moomaw, football
1990	Jamaal Wilkes, basketball
1994	Bill Walton, basketball
1994	Coach John Wooden, basketball
1999	John Fowler, football
2005	Cormac Carney, football
2009	Karch Kiraly, volleyball
2011	Julie Bremner Romias, volleyball

NATIONAL FOOTBALL FOUNDATION AND HALL OF FAME SCHOLARSHIPS (9)

1967-68	Gary Beban
1969-70	Dennis Dummit
1973-74	Mark Harmon
1975-76	John Sciarra
1976-77	Jeff Dankworth
1988-89	Carnell Lake
1991-92	Brian Kelly
1992-93	Carlton Gray
2015-16	Jake Brendel

NCAA TOP 10 AWARDS (14)

1975-76	John Sciarra, football
1976-77	Jeff Dankworth, football
1978-79	Willie Banks III, track and field
1981-82	Karch Kiraly, volleyball
1982-83	Cormac Carney*, football
1988-89	Carnell Lake*, football
1989-90	Jill Andrews**, gymnastics
1992-93	Carlton Gray, football
1992-93	Scott Keswick**, gymnastics
1993-94	Julie Bremner*, volleyball
1993-94	Lisa Fernandez, softball
1996-97	Annette Salmeen, swimming
2002-03	Stacey Nuveman, softball
2003-04	Onnie Willis, gymnastics
2006-07	Kate Richardson, gymnastics

* Fall finalist; **Spring finalist

NACDA/DISNEY SCHOLAR-ATHLETE AWARDS (2)

1992-93	Carlton Gray, football
1993-94	Julie Bremner, volleyball

RHODES SCHOLARSHIPS (5)

1924-25	John Olmsted, tennis
1961-62	William Zeltanoga, wrestling
1968-69	Harold Griffin, football
1996-97	Annette Salmeen, swimming
2008-09	Chris Joseph, football



Rhodes Scholar Chris Joseph (60)



NFF and Hall of Fame Scholar-Athlete Jake Brendel

2022 NFL BRUINS

UCLA annually ranks among the top schools in terms of producing players for the NFL. Below is the list of Bruins, with last year at UCLA noted, on 2022 NFL active rosters (as of July, 2022):



Eric Kendricks, No. 54 (Photo courtesy of the Minnesota Vikings)

ARIZONA CARDINALS

Matt Dickerson, DE (UCLA '17)

BALTIMORE RAVENS

Brett Hundley, QB (UCLA '14)

BUFFALO BILLS

Alec Anderson, OL (UCLA '21)

Eli Ankou, DT (UCLA '16)

CAROLINA PANTHERS

Jacob Tuioti-Mariner, DT (UCLA '17)

CLEVELAND BROWNS

Demetric Felton Jr., RB (UCLA '20)

Nate Meadors, DB (UCLA '18)

Josh Rosen, QB (UCLA '17)

DALLAS COWBOYS

Osa Odighizuwa, DT (UCLA '20)

DENVER BRONCOS

Greg Dulcich, TE (UCLA '21)

GREEN BAY PACKERS

Krys Barnes, LB (UCLA '19)

Kenny Clark, DL (UCLA '15)

Mercedes Lewis, TE (UCLA '05)

Sean Rhyan, OL (UCLA '21)

HOUSTON TEXANS

Ka'imi Fairbairn, K (UCLA '15)

Fabian Moreau, DB (UCLA '16)

Scott Quessenberry, C/G (UCLA '17)

INDIANAPOLIS COLTS

Ethan Fernea, WR (UCLA '21)

LAS VEGAS RAIDERS

Brittain Brown (UCLA '21)

Jayon Brown, LB (UCLA '16)

Andre James, C (UCLA '18)

Kolton Miller, OT (UCLA '17)

Kenny Young, LB (UCLA '17)

LOS ANGELES CHARGERS

Joshua Kelley, RB (UCLA '19)

Otito Ogbornia, DL (UCLA '21)

LOS ANGELES RAMS

Quentin Lake, DB (UCLA '21)

MINNESOTA VIKINGS

Eric Kendricks, LB (UCLA '14)

NEW ENGLAND PATRIOTS

Devin Asiasi, TE (UCLA '19)

Matthew Slater, WR (UCLA '07)

NEW YORK GIANTS

Darnay Holmes, CB (UCLA '19)

NEW YORK JETS

Conor McDermott, OT (UCLA '16)

PITTSBURGH STEELERS

Myles Jack, LB (UCLA '15)


SAN FRANCISCO 49ers

Jake Brendel, OL (UCLA '15)

Qwuanterez Knight, DB (UCLA '21)

TENNESSEE TITANS

Kyle Philips, WR (UCLA '21)



Ka'imi Fairbairn, No. 7 (Photo courtesy of the Houston Texans)



Kenny Clark, No. 97 (Photo courtesy of Jim Biever/Green Bay Packers)

BRUINS IN THE SUPER BOWL

1969	Baltimore Colts: Don Shinnick, LB
1972	Miami Dolphins: John Richardson, DL
1973	Washington: Bill Kilmer, QB
1975	Pittsburgh Steelers: Jimmy Allen, DB
	Minnesota Vikings: Fred McNeill, LB
1976	Dallas Cowboys: Cal Peterson, LB
	Bruce Walton, OT
	Pittsburgh Steelers: Jimmy Allen, DB
1977	Oakland Raiders: Dave Dalby, C
	Minnesota Vikings: Fred McNeill, LB
1978	Dallas Cowboys: Efen Herrera, PK
1980	Los Angeles Rams: Wendell Tyler, RB
	Frank Corral, PK
1981	Oakland Raiders: Dave Dalby, C
	Bruce Davis, OT
	Philadelphia Eagles: Wally Henry, FB
	Jerry Robinson, LB
	John Sciarra, DB
1982	San Francisco 49ers: Randy Cross, OG
	Cincinnati Bengals: Max Montoya, OG
1983	Washington: Rick Walker, TE
1984	Washington: Rick Walker, TE
	Los Angeles Raiders: Dave Dalby, C
	Bruce Davis, OT
	Dokie Williams, FL
1985	San Francisco 49ers: Randy Cross, OG
	Manu Tuiaosopo, DT; Wendell Tyler, RB
1986	Chicago Bears: Tim Wrightman, TE
	New England Patriots: Tom Ramsey, QB
1987	New York Giants: Herb Welch, DB
1988	Washington: Jay Schroeder, QB
	Denver Broncos: Larry Lee, OG
1989	San Francisco 49ers: Randy Cross, C
	Cincinnati Bengals: Max Montoya, OG
1990	San Francisco 49ers: Steve Bono, QB
	Mike Sherrard, WR
	Denver Broncos: Michael Young, WR
1991	Buffalo Bills: Mike Lodish, NT
	Marcus Patton, OLB
1992	Buffalo Bills: Brad Daluiso, PK
	Mike Lodish, NT
	Marcus Patton, OLB
1993	Buffalo Bills: Marcus Patton, OLB
	Matt Darby, SS
	Mike Lodish, NT
	Dallas Cowboys: James Washington, FS

	Troy Aikman, QB
	Frank Cornish, C
	Ken Norton, LB
	Derek Tennell, TE
1994	Dallas Cowboys: James Washington, FS
	Troy Aikman, QB
	Frank Cornish, C
	Ken Norton, LB
	Buffalo Bills: Marcus Patton, OLB
	Matt Darby, SS
	Mike Lodish, NT
1995	San Francisco 49ers: Ken Norton, ILB
	San Diego Chargers: Vaughn Parker, OG
1996	Dallas Cowboys: Troy Aikman, QB
	Pittsburgh Steelers: Norm Johnson, PK
	Carnell Lake, C
1997	New England Patriots: David Richards, OL
1998	Denver Broncos: Mike Lodish, DL
	Green Bay Packers: Steve Bono, QB
1999	Denver Broncos: Mike Lodish, DL
2001	New York Giants: Brad Daluiso, FB
	Craig Walendy, FB
	Shaun Williams, S
	Baltimore Ravens: Jonathan Ogden, OT
2002	New England Patriots: Roman Phifer, LB
2003	Tampa Bay Buccaneers: Ryan Nece, LB
	Oakland Raiders: Kenyon Coleman, DL
2004	Carolina Panthers: DeShaun Foster, RB
	Ricky Manning Jr., CB
	Mike Seidman, TE (inj)
	New England Patriots: Roman Phifer, LB
	J.J. Stokes, WR
2005	Philadelphia Eagles: Freddie Mitchell, WR
	Matt Ware, CB
	New England Patriots: Roman Phifer, LB
2006	Pittsburgh Steelers: Travis Kirschke, DL
	Tommy Maddox, QB
2007	Chicago Bears: Ricky Manning Jr., CB
	Brendon Ayanbadejo, LB
	Indianapolis Colts: Bryan Fletcher, TE
2009	Pittsburgh Steelers: Travis Kirschke, DL
	Bruce Davis, LB
	Arizona Cardinals: Matt Ware, S
	Dennis Keyes, S (PS)
2010	New Orleans Saints: Rodney Leisle, DL (IR)
2011	Green Bay Packers: Brandon Chillar, LB (IR)



Matthew Slater (Photo courtesy of New England Patriots)

	Spencer Havner, LB (IR)
2012	New England Patriots: Matthew Slater WR, KR
	Bret Lockett, DB (IR)
2013	Baltimore Ravens: Brendon Ayanbadejo, LB
2014	Denver Broncos: Rahim Moore, S (IR)
	Seattle Seahawks: Derrick Coleman, FB
2015	New England Patriots: Akeem Ayers, LB
	Matthew Slater, WR, KR
	Seattle Seahawks: Cassius Marsh, DL (IR)
	Derrick Coleman, FB (IR)
2016	Carolina Panthers: Nate Chandler, OL (IR)
2017	New England Patriots: Matthew Slater, WR
	Atlanta Falcons: Devin Fuller, WR
2018	New England: Matthew Slater, WR
	Philadelphia: Randall Goforth, DB (IR)
2019	New England: Matthew Slater, WR,
	Darren Andrews, WR (IR)
2022	Xavier Su'a-Filo, OL (PS)

FIRST-ROUND NFL DRAFT CHOICES

2018	QB Josh Rosen, Arizona (No. 10)
	OL Kolton Miller, Oakland (No. 15)
2017	DL Takkarist McKinley, Atlanta (No. 26)
2016	DL Kenny Clark, Green Bay (No. 27)
2014	LB Anthony Barr, Minnesota (No. 9)
2013	DL Datone Jones, Green Bay (No. 26)
2006	TE Mercedes Lewis, Jacksonville (No. 28)
2002	LB Robert Thomas, St. Louis (No. 31)
2001	WR Freddie Mitchell, Philadelphia (No. 25)
1999	QB Cade McNown, Chicago (No. 12)
1998	DB Shaun Williams, New York (No. 24)
1996	OL Jonathan Ogden, Baltimore (No. 4)
1995	WR J.J. Stokes, San Francisco (No. 10)
1994	LB Jamir Miller, Arizona (No. 10)
1992	QB Tommy Maddox, Denver (No. 25)
1991	DB Eric Turner, Cleveland (No. 2)
1989	QB Troy Aikman, Dallas (No. 1)
1988	RB Gaston Green, L.A. Rams (No. 14)
1986	WR Mike Sherrard, Dallas (No. 18)
1984	DB Don Rogers, Cleveland (No. 18)
1982	OL Luis Sharpe, St. Louis (No. 16)
1981	RB Freeman McNeil, New York Jets (No. 3)
	DB Kenny Easley, Seattle (No. 4)
1979	DL Manu Tuiaosopo, Seattle (No. 18)
	LB Jerry Robinson, Philadelphia (No. 21)
1974	DL Bill Sandifer, San Francisco (No. 10)
	LB Fred McNeill, Minnesota (No. 17)
1967	RB Mel Farr, Detroit (No. 7)
1963	B Kermit Alexander, San Francisco (No. 8)
1961	B Jimmy Johnson, San Francisco (No. 6)
	B Billy Kilmer, San Francisco (No. 11)
1953	OL Donn Moomaw, Los Angeles (No. 9)
1947	B Cal Rossi, Washington (No. 4)
	B Ernie Case, Green Bay (No. 6)



Takkarist McKinley (Photo courtesy of Getty Images)



Anthony Barr (Photo courtesy of the Minnesota Vikings)

UCLA'S ALL-TIME PROFESSIONAL ROSTER

Name, Pos	Years in Pro Football
Abdul-Jabbar, Karim, TB	96-99 Miami, 99 Cleveland, 00 Indianapolis
Adams, John, E-FB	59-62 Chicago, 63 Los Angeles
Adams, Tom, E	56-57 Ottawa (CFL)
Aikman, Troy, QB	89-00 Dallas
Ale, Arnold, LB	93 Seattle (Dev.), 94 Kansas City 96 Scottish Claymores (WL), 96 San Diego
Alexander, Kermit, DB	63-69 San Francisco, 70-71 Los Angeles, 72-73 Philadelphia
Allen, Jimmy, DB	74-77 Pittsburgh, 78-81 Detroit
Anderson, Avery, WR	96 (IR) Indianapolis
Anderson, Marques, DB	02-03 Green Bay, 04 Oakland, 05 Denver, 05 San Francisco
Anderson, Willie, WR	88-94 Los Angeles (Rams), 95 Indianapolis, 96 Washington, 97 Denver
Andrews, Darren, WR	18 New England (Reserve)
Andrusyshyn, Zenon, P-PK	71-77 Toronto (CFL), 78 Kansas City, 79 Hamilton (CFL), 80-82 Toronto (CFL), 83-85 Tampa Bay (USFL)
Ankou, Eli, DL	17-18 Jacksonville, 19 Cleveland, 20 Dallas, 21 Buffalo
Anthony, Corwin, TE	91 Los Angeles (Rams) Dev., 91-92 New York (Jets) Dev.
Arbuckle, Charles, TE	90 New Orleans (IR), 91 San Diego Dev., 92-95 Indianapolis
Armstrong, Bill, OG	43 Brooklyn
Armstrong, Levi, DB	78 New York (Jets)
Asiasi, Devin, TE	20-21 New England
Atkins, Larry, S	99-02 Kansas City, 03 Oakland
Austin, Randy, TE	91 Atlanta Dev.
Austin, Terrence, WR	10-11 Washington
Ayanbadejo, Brendon, LB	00 Winnipeg (CFL), 01 Amsterdam (NFL Europe), 02 British Columbia, Toronto (CFL), 03-04 Miami, 05-07 Chicago, 08-12 Baltimore
Ayers, Akeem, LB	11-14 Tennessee; 14 New England; 15 St. Louis; 16 Indianapolis
Baca, Jeff, OG	13-14 Minnesota; 14 San Diego
Baldwin, Burr, OE/DE	47-49 Los Angeles (AAFC)
Ball, Dave, DE	04 San Diego, 05 San Diego, 05-06 New York Jets, 08-12 Tennessee
Ball, Eric, RB	89-94 Cincinnati, 95 Oakland
Ballou, Mike, LB	70 Boston
Barnes, Bruce, PK	73-74 New England
Barnes, Krys, LB	20-21 Green Bay
Barr, Anthony LB	14-21 Minnesota
Baska, Rick, LB	76-77 Denver
Bates, Patrick, DB	93-94 Los Angeles, 96 Atlanta
Beban, Gary, QB/HB/WR	68-69 Washington
Bell, Jason, DB	01 Dallas, 02-05 Houston, 06 NY Giants
Bell, Kahlil, RB	09-12 Chicago; 12 N.Y. Jets
Benenoch, Caleb, OL	16-18 Tampa Bay, 19 New England (PS), 19 Carolina (PS), 21 New Orleans
Bennett, Drew, WR	01-06Tennessee, 07-08 St. Louis
Bennett, Tommy, DB	96-00 Arizona, 01 Detroit
Bergey, Bruce, DE	71 Kansas City, 72-73 Toronto (CFL)
Bergmann, Paul, TE	84 Jacksonville (USFL), 85 Oakland (USFL), 86 Kansas City
Blanton, Ed, OL	06 New York Jets (PS)
Bono, Steve, QB	85-86 Minn., 87-88 Pitts., 89-93 San Fran., 94-96 Kansas City, 97 Green Bay, 98 St. Louis, 99 Carolina
Boschetti, Ryan, DL	04-08 Washington
Bosworth, Korey, DE	10 Detroit (IR)
Bosworth, Kyle, LB	10-12 Jacksonville, 13 NY Giants, 13 Dallas
Boyd, Brent, C/OG	80-86 Minnesota
Boyd, Verdi, OG	36 Brooklyn
Bragg, Craig, WR	05 Green Bay, 05 New York, 05 Chicago, 06 Amsterdam (NFL)
Brendel, Jake, OL	16 Miami, 16 Dallas (PS), 17-18 Miami, 19 San Francisco, 21 San Francisco
Bright, James, DB	74 Southern California (WFL)
Brown, Jayon, LB	17-21 Tennessee
Brown, Keith, RB	00 Denver (PS)
Brown, Kevin, DT	08 Seattle (PS)
Brown, Theotis, RB	79-81 St. Louis, 81-83 Seattle, 83-84 Kansas City
Bunche, Malcolm, OL	15 Philadelphia (PS)
Burks, Ray, LB	77 Kansas City
Butler, Homer, SE	78 Dallas, 78-79 Saskatchewan (CFL)
Cameron, Paul, DB	54 Pittsburgh, 56-58 British Columbia (CFL)
Cantor, Leo, DB/HB/FB	42 New York (Giants), 45 Chicago (Cardinals)
Carney, Cormac, WR	84-85 Memphis (USFL)
Carter, David, DL	11-13 Arizona; 13 Dallas; 14 Oakland, 14 Jacksonville
Case, Ernie, DB/QB	47 Baltimore
Cassel, Marcus, CB	06 Carolina (PS/IR)
Cephous, Frank, RB	84 New York (Giants)
Chaffin, Jeff, DT	85 San Antonio (USFL)
Chalenski, Mike, DT	93-95 Philadelphia (94 IR), 96 New York (Jets), 97 Miami, 98 Detroit
Chambers, Bill, OT/OG	48-49 New York Yankees, 51 Montreal (CFL)
Chandler, Nate, DT/OT	12-15 Carolina
Chillar, Brandon, LB	04-07 St. Louis, 08-10 Green Bay
Christiansen, Bob, TE	72 Buffalo
Clark, Eugene, OG	77-78 Toronto (CFL)
Clark, Kenny, OL	16-21 Green Bay
Clark, Matthew, DB	00 Cologne (NFL)
Cobbs, Anthony, DB	97 New Orleans (Dev.), 98 Frankfurt, 00 Frankfurt (NFL Europe)
Coffman, Ricky, WR	82 Los Angeles (Rams), 85 San Antonio (USFL)
Coleman, Derrick, RB	12-15 Seattle (12-PS, 14-IR), 17 Atlanta, 18 Arizona
Coleman, Kenyon, DL	02 Oakland, 03-06 Dallas, 07-08 NY (Jets), 09-10 Cleveland, 11-12 Dallas, 13 New Orleans
Cooper, Gwen, WR	70 Ottawa (CFL)
Copeland, Ron, WR	69 Chicago
Coppens, Gus, OT	78 Los Angeles, 79 New York (Giants), 83-84 Los Angeles (USFL)
Cornish, Frank, C	90-91 San Diego, 92-93 Dallas, 94 Minnesota, 94 Dallas, 95 Jacksonville, 95 Philadelphia

Name, Pos	Years in Pro Football
Corral, Frank, PK	78-81 Los Angeles, 83 Chicago (USFL), 84 Arizona (USFL)
Craig, Paco, WR	88 Detroit, 91 Sacramento (WL)
Crecion, Gabe, TE	03 Barcelona (NFL Europe), 04 San Francisco
Cross, Randy, C/OG	76-88 San Francisco
Cureton, Hardiman, OG	56 Toronto (CFL), 57-59 Ottawa (CFL), 60-64 Hamilton (CFL)
Curran, Willie, WR	82-84 Atlanta
Dalby, Dave, C	72-85 Los Angeles (Raiders)
Daluiso, Brad, PK	91 Atlanta, 91 Buffalo, 92 Denver, 93-00 New York (Giants), 01Oakland
Darby, Matt, SS	92-95 Buffalo, 96-97 Arizona
Davenport, Bob, FB	56 Winnipeg (CFL)
Davis, Bruce, OT	79-87 Los Angeles (Raiders), 87-89 Houston
Davis, Bruce, LB	08 Pittsburgh, 09 New England (PS), 10 San Francisco (PS), 10 Oakland, 11 Oakland, San Francisco (PS)
Davis, Milt, DB	54 Detroit, 57-60 Baltimore
Dial, Alan, DB	89 Philadelphia
Dickerson, Matt DL	18-20 Tennessee, 21 Arizona (PS)
Duarte, Thomas, TE	16 Miami, 17 Miami (PS)
Dufour, Dan, C	83-84 Atlanta
Durden, Mike, DB	84 Edmonton (CFL)
Dye, Tony, S	12-13 Cincinnati (12-IR)
Easley, Kenny, S	81-87 Seattle
Eatman, Irv, OT	83-84 Philadelphia (USFL), 85 Baltimore (USFL), 86-90 Kansas City, 91-92 New York (Jets), 93 Los Angeles (Rams), 94 Atlanta, 95-96 Houston
Eck, Keith, OG	78 Washington, 79 New York (Giants)
Edwards, Donnie, LB	96-01, 07 Kansas City, 02-06 San Diego, 07-08 Kansas City
Elias, Lou, DB	58 Hamilton (CFL), 58 Toronto (CFL), 59 Saskatchewan (CFL)
Ellena, Jack, OG/LB	55-56 Los Angeles, 57 Toronto (CFL)
Ellis, Allan, DB	73-77, 79-80 Chicago, 81 San Diego
Emanuel, Ben, DB	05 Carolina, 05 San Francisco, 06 Cleveland
Emanuel, Bert, WR	94-97 Atlanta, 99-98 Tampa, 00 Miami, 01 Detroit, 01 New England
Evans, Shaq, WR	14 NY Jets (IR), 16 New England (PS)
Fairbairn, Ka'imi, PK	16 Houston (IR), 17-21 Houston
Farmer, Danny, WR	00-02 Cincinnati
Farmer, George, WR	70-75 Chicago, 75 Detroit
Farr, Mel, Sr., HB	67-73 Detroit
Farr, Mel, Jr., FB	89 Los Angeles (Rams), 91 Sacramento (WL)
Farr, Mike, WR	90-92 Detroit, 93 New England (inj.)
Farris, Kris, OT	99 Pittsburgh (IR), 01 Buffalo, 02 Atlanta
Fauria, Joseph, TE	13-14 Detroit; 15 Arizona (PS), 15 New England (PS)
Fears, Tom, OE/DB	48-56 Los Angeles
Felton Jr., Demetric, RB	21 Cleveland
Fenenbock, Chuck, TB/HB/WB	43-45 Detroit, 46-48 Los Angeles (Dons), 48 Chicago (Rockets), 50 Calgary (CFL)
Ferrell, Bobby, FB/HB	76-80 San Francisco
Finlay, Jack, OG/LB	47-51 Los Angeles
Flanagan, Mike, C	96-97 (IR) Green Bay, 98-05 Green Bay, 06-07 Houston
Fletcher, Bryan, TE	02 Chicago (PS), 03 Berlin (NFL Europe), 04-07 Indianapolis
Forbath, Kai, PK	11 Dallas (IR), 12-15 Washington, 15 New Orleans, 16-17 Minnesota, 18 Jacksonville, 19 New England, 19 Dallas, 20 Rams
Foster, DeShaun, TB	02 Carolina (IR), 03-07 Carolina, 08 San Francisco
Francisco, Kent, OT	66 Edmonton (CFL), 66-67 Toronto (CFL)
Franklin, Johnathan, RB	13 Green Bay
Frazier, Cliff, DT	77 Kansas City
Fuller, Devin, WR	16 Atlanta (IR)
Gaines, Gene, DB	61 Montreal (CFL), 62-69 Ottawa (CFL), 70-76 Montreal (CFL)
Galigher, Ed, DT/DE	72-76 New York (Jets), 77 -78 San Francisco
Geddes, Bob, LB	72 Denver, 73-75 New England
Goebel, Joe, C	87 San Diego
Goforth, Randall, DB	17 Philadelphia (IR)
Goodman, Brian, OG	73-74 Houston, 75 DenverGoodwin, Marvin, SS 94 Philadelphia, 96 Barcelona (WL), 96 Scottish WLAFF
Grant, Wes, DE/DT	71 Buffalo, 71 Cleveland, 71 San Diego, 72 Cleveland, 72 Montreal (CFL), 73 Houston
Grau, Jeff, LS	02 Dallas, 03 Miami
Gray, Carlton, DB	93-96 Seattle, 97 Indianapolis, 98 NY Giants, 99-00 Kansas City



Demetric Felton Jr., No. 25 (Photo courtesy of the Cleveland Browns)

*

BRUINS IN THE NFL

Name, Pos	Years in Pro Football
Green, Gaston, RB	88-90 LA (Rams), 91-92 Denver, 93 LA (Raiders), 96 London Monarchs (WL)
Greenwood, Carl, CB	95-96 New York (Jets)
Grieb, Mike, TE	00 Amsterdam (NFL Europe)
Guidry, Paul, CB	97 Baltimore
Haffner, Mike, WR	68-70 Denver, 71 Cincinnati
Hansen, Howie, HB	51 Edmonton (CFL)
Harkey, Cory, TE	12-15 St. Louis (12-PS), 16 Los Angeles
Harris, Mike, OT	12-13 San Diego; 14-15 Minnesota
Havner, Spencer, TE/LB	06-07 Green Bay (PS), 08-10 Green Bay, 10 Detroit
Henderson, Othello, DB	93-94 New Orleans
Henley, Darryl, CB	89-94 Los Angeles (Rams)
Henry, Wally, WR	77-82 Philadelphia, 83 Arizona (USFL)
Herman, John, DB	56 New York (Giants), 56 Baltimore
Herrera, Efrén, PK	74-78 Dallas, 79-81 Seattle, 82 Buffalo, 84 Oklahoma (USFL)
Heydenfeldt, Bob, E/P	55 Edmonton (CFL)
Hickman, Justin, LB	12-13 Indianapolis
Hicks, Skip, RB	98-00 Washington, 01 Tennessee, 02 Carolina
Holloway, Chuck, HB	58 Calgary (CFL)
Holmes, Darnay, DB	20-21 NY Giants
Horton, Chris, S	08-10 Washington
Horton, Myke, OG	75 Toronto (CFL), 79-80 Calgary (CFL), 83 Washington (USFL), 84 Memphis (USFL)
Hosea, Bobby, DB	79 Montreal (CFL), 80-81 Saskatchewan (CFL), 83 LA (USFL), 84 Jacksonville (USFL)
Hundley, Brett, QB	15-17 Green Bay, 18 Seattle, 19-20 Arizona, 21 Indianapolis (PS)
Ieremia-Stansbury, Ed, FB	02 Houston
Isaia, Sale, OG	96 Baltimore, 97-98 Baltimore IR, 99 Oakland IR, 00 Frankfurt (NFL Europe), 00 New England
Jack, Myles, LB	16-21 Jacksonville
Jackson, Billy Don, LB	83 Boston (USFL)
James, Andre, OL	19-21 Oakland
Jefferson, Anthony, DB	15 Chicago (IR)
Jenkins, Robert (Cox), OT	87-93 Los Angeles (Rams), 94 Los Angeles (Raiders), 95-96 Oakland
Jenson, Roy, G	51-55 Calgary (CFL), 56-57 Brit. Columbia (CFL)
Johnson, Jim, DB/FL	61-76 San Francisco
Johnson, Kermit, HB	74 Southern California (WFL), 75-76 San Francisco
Johnson, Mitch, OT/OG	65 Dallas, 66-68, 72 Washington
Johnson, Norm, PK	82-90 Seattle, 91-94 Atlanta, 95-98 Pittsburgh, 99 Philadelphia
Jones, Brian, LB	91 Indiana, 95-98 New Orleans
Jones, Datone, DE	13-16 Green Bay, 17 Minnesota, 17 Detroit, 17-18 Dallas, 20 Las Vegas
Jones, Greg, HB	70-71 Buffalo
Jones, Jimmie, HB	74 Detroit, 76 Hamilton (CFL)
Jones-Drew, Maurice, TB	06-13 Jacksonville; 14 Oakland
Jordan, Kevin, WR	96 Arizona, 96 Cincinnati
Keeble, Joe, TB/WB/DB	37 Cleveland
Keeton, Rocen, LB	92 Orlando (WL)
Kelley, Joshua, RB	20-21 Los Angeles Chargers
Kendall, Chuck, DB	60 Houston
Kendricks, Eric, LB	15-21 Minnesota
Kendricks, Marv, E	73 Toronto (CFL)
Keyes, Dennis, S	08 Arizona (PS)
Kezirian, Ed, OT	74-75 Southern California (WFL)
Kilmer, Bill, QB	61-62 San Fran., 64-66 San Fran., 67-70 New Orleans, 71-78 Washington
Kirschke, Travis, DL	97-02 Detroit, 03 San Fran., 04-09 Pittsburgh
Kluwe, Chris, P	05-12 Minnesota
Knox, Ronnie, QB	56 Calgary (CFL), 56 Hamilton (CFL), 57 Chicago, 58-59 Toronto (CFL)
Kocher, Ken, DT	02 New England
Kuehn, Art, C	75 So. California (WFL), 76-83 Seattle, 83 New Eng. 84-85, Memphis (USFL)
Kurrasch, Roy, OE/DE	47 New York (Yankees), 48 Pittsburgh
Kuykendall, Fulton, LB	75-84 Atlanta, 85 San Francisco
LaChapelle, Sean, WR	93 LA (Rams), 96 Scottish Claymores (WL), 96 Kansas City, 97 Kansas City IR
Lake, Carnell, SS	89-98 Pittsburgh, 99 Jacksonville, 00 Jacksonville (IR), 01 Baltimore
Lambert, Dion, CB	92-93 New England, 94-95 Seattle
Lasley, Jordan, WR	18 Baltimore
Lee, John, PK	86 St. Louis
Lee, Larry, OG	81-85 Detroit, 85-86 Miami, 87-88 Denver
Leisle, Rodney, DT	04-06 New Orleans, 08 NY Giants (IR), 09 New Orleans
Lewis, Mercedes, TE	06-17 Jacksonville, 18-21 Green Bay
Livingston, Cliff, LB/DE	54-61 NY (Giants), 62 Minn., 63-65 Los Angeles
Locke, Jeff P	13-16 Minnesota, 17 Detroit
Lockett, Bret, S	09 New England, 10-11 New England (IR)
Lodish, Mike, NT	90-94 Buffalo, 95-00 Denver
Long, Bob, LB/DE	55-59 Detroit, 60-61 Los Angeles, 62 Dallas
Loudd, Rommie, LB	56 British Columbia (CFL), 60 Los Angeles, 60 San Diego, 61-62 Boston
Love, Duval, OG	85-91 LA (Rams), 92-94 Pitts., 95-96 Arizona
Luster, Marv, E	61-64 Montreal (CFL), 64-72 Toronto (CFL), 73-74 Montreal (CFL)
Lyman, Del, T	41 Green Bay, 44 Cleveland
Lynn, Johnny, DB	79-86 New York (Jets)
Maddox, Tommy, QB	92-93 Denver, 94 LA (Rams), 95 New York (Giants), 01-05 Pittsburgh
Maggio, Kirk, P	91-92 Birmingham (WL)
Manning Jr., Ricky, CB	03-05 Carolina, 06-07 Chicago, 08 St. Louis
Manumaleuga, Frank, LB	79-81 Kansas
Marsh, Cassius DL	14 (IR)-15-16 Seattle, 17 New England, San Francisco, 18 San Fran- cisco, 19 Arizona, 20 Jacksonville, 20 Indianapolis, 20 Pittsburgh, Chicago
Matheny, Jim, C	57 Toronto (CFL)
Mathews, Ned, B	40-43 Detroit
McAlister, James, HB	74 Southern California (WFL), 75-76 Philadelphia, 78 New England

Name, Pos	Years in Pro Football
McBride, Tod, DB	99-02 Green Bay, 03 Atlanta (IR), 04 Seattle, 04 St. Louis
McChesney, Bob, OE/DE	36 Boston, 36-42 Washington
McDermott, Conor, OL	17 Buffalo (PS), 18 Buffalo, 19-21 NY Jets
McDermott, Kevin, LS	13 San Francisco; 14 Denver; 14 Baltimore; 15-18 Minnesota
McDougall, Gerry, FB	57-61 Hamilton (CFL), 62 Toronto (CFL), 62-64 San Diego, 66 Hamilton (CFL), 67 Edmonton (CFL), 68 San Diego
McElroy, Jim, WR	99 Berlin (NFL Europe)
McKinley, Takkarist, DL	17-20 Atlanta, 21 Cleveland
McKinney, Phil, OT/TE	76-80 Atlanta, 81 LA, 82 Chicago, 84 Memphis (USFL), 85 Birmingham (USFL)
McLaughlin, Leon, C	51-55 Los Angeles
McNeil, Freeman, RB	81-92 New York (Jets)
McNeill, Fred, LB	74-85 Minnesota
McNow, Cade, QB	99-00 Chicago, 01 Miami, 02 San Fran. (IR)
Meadors, Nate, DB	19 Minnesota, 20 Jacksonville, 21 Cleveland (PS)
Medlock, Justin, PK	07 Kansas City, 12 Carolina
Mike, Bob, OT	48-49 San Francisco, 52-53 Calgary (CFL)
Miller, Chuckie, DB	88 Indianapolis
Miller, Jamir, OLB	94-98 Arizona, 99-01 Cleveland, 02 Cleve. (IR)
Miller, Kolton OL	18-21 Las Vegas
Miller, Scott, WR	91-96 Miami
Mitchell, Freddie, WR	01-04 Philadelphia
Mitchell, Hal, OT/OG	52 New York (Giants)
Mohl, Curt, OT	81 Oakland
Molson, JJ K	21 Green Bay (PS)
Montgomery, Blanchard, LB	83-85 San Francisco, 85 Buffalo
Montoya, Max, OT	79-89 Cincinnati, 90-94 LA (Raiders)
Moomaw, Donn, LB	53 Toronto (CFL), 55 Ottawa (CFL)
Moore, Rahim, DB	11-14 Denver, 15 Houston
Moore, Reggie, WR	91-92 New York (Jets) Dev.
Moore, Reynaud, DB	71 New Orleans
Moreau, Fabian, DB	17-20 Washington, 21 Atlanta
Morgan, Karl, NG	83-84 Saskatchewan (CFL), 84-86 Tampa Bay, 86 Houston
Morton, Dave, DT	78 Los Angeles
Moss, Martin, DT	82-85 Detroit
Myers, Jack, FB/LB	48-50 Philadelphia, 52 Los Angeles
Nagel, Ray, QB	53 Chicago
Nece, Ryan, LB	02 Tampa Bay (IR), 03-07 Tampa Bay, 08 Detroit
Nelson, Kevin, RB	84-85 Los Angeles (USFL)
Neufeld, Ryan, FB/TE	99 Dallas, 00 Rhein (NFL Europe), 00 Miami (PS), 00 Jacksonville, 03-07 Buffalo
Neuheisel, Rick, QB	84-85 San Antonio (USFL), 87 San Diego, 87 Tampa Bay
Nevadomsky, Jason, LB	99 Amsterdam (NFL Europe)
Norrie, David, QB	87 New York (Jets)
Norris, Trusse, OE	60 Los Angeles
Norton, Ken, LB	88-93 Dallas, 94-00 San Francisco
Novitsky, Craig, OG	94-96 New Orleans
Odighizuwa, Osa, DL	21 Dallas
Odighizuwa, Owamabe, DL	15-16 NY Giants
O'Garro, Pete, E	57-59 Toronto (CFL), 62 Toronto (CFL)
Ogden, Jonathan, OG/T	96-07 Baltimore
Oesterling, Tim, OT	72 Saskatchewan (CFL)
Oglesby, Paul, DT	60 Oakland
Olsen, Carl, OT	42 Chicago
Olsen, Drew, QB	06 Baltimore (PS), 07 Carolina, 07 San Fran.
Otey, Dave, C	83 Arizona (USFL), 84 Jacksonville (USFL)
Overhauser, Chad, OT	98-99 Chicago, 00 Seattle, 01 Atlanta (PR), 02 Houston
Owens, James, RB	79 San Francisco, 81-84 Tampa Bay
Pace, Gayle, C	52 Edmonton (CFL)
Page, Jarrad, S	06-09 Kansas City, 10 New England, 11 Phila.
Palmer, Steve, C	56 British Columbia (CFL)
Parker, Vaughn, OG	94-03 San Diego, 04 Washington
Patton, Marvcus, OLB	90-94 Buffalo, 95-98 Washington, 99-02 Kansas City



Darnay Holmes No. 30 (Photo courtesy of Matthew Swenson, NY Giants.com)



Jonathan Ogden, No. 75 (Photo courtesy of Baltimore Ravens)



Jarrad Page, No. 44 (Photo courtesy of Kansas City Chiefs)

Name, Pos	Years in Pro Football
Paul, Don, LB/C	48-55 Los Angeles
Paulsen, Logan, TE	10-14 (15 IR) Washington, 16 Chicago, 17 San Francisco, 18 Atlanta
Payton, Jordan, WR	16 Cleveland
Pederson, Don, TE	78 Los Angeles
Penaranda, Jairo, RB	81 LA (Rams), 83 Oakland (USFL), 84 Memphis (USFL), 85 Philadelphia
Pentecost, John, OG	65 Ottawa (CFL), 67 Minnesota, 68-69 Winnipeg (CFL)
Perkins, Paul, RB	16-17 NY Giants, 18 NY Giants (reserve), 19 Detroit
Perry, Tab, WR	05-07 Cincinnati, 08 Miami (IR)
Peters, Doug, HB	56 British Columbia (CFL)
Peterson, Cal, LB	74-75 Dallas, 76 Tampa Bay, 79-81 Kansas City, 82-83 LA Raiders
Phifer, Roman, LB	91-94 Los Angeles (Rams), 95-98 St. Louis, 99-00 NY (Jets), 01-04 New England, 05 NY (Giants)
Pifferini, Bob, LB	72-75 Chicago, 77 Los Angeles
Pitts, Ron, DB	85-87 Buffalo, 88-90 Green Bay
Potter, Ken, PK	85 Portland (USFL)
Price, Brian, DT	10-11 Tampa Bay, 12 Chicago
Price, Dennis, DB	88-90 LA (Raiders), 90-92 New York (Jets)
Price, Sheldon, DB	13-15 Indianapolis, 15 Baltimore (PS), 16-17 Baltimore (IR)
Primus, James, RB	88-89 Atlanta
Profit, Mel, E	66-71 Toronto (CFL)
Quessenberry, Scott, OL	18-21 Los Angeles Chargers
Ramsey, Tom, QB	83-84 LA (USFL), 84 Oakland (USFL), 84-88 New England, 89 Indianapolis
Redmond, Alex, OL	16-17 Cincinnati (PS), Cincinnati 18-20, New England (PS)
Reese, Marcus, LB	03 San Francisco (PS), 03 Chicago (PS), 04-05 Chicago
Richards, David, OT	88-92 San Diego, 93 Detroit, 94-96 Atlanta, 96 New England
Richardson, Bob, DB	66 Denver, 67-68 Hamilton (CFL)
Richardson, John, DT	67-71 Miami, 72-73 St. Louis
Richardson, Paul, WR	93 Philadelphia
Riley, Avon, LB	81-86 Houston, 87 Pittsburgh
Rios, Marcus, DB	17 Denver
Roberts, Austin, TE	18 Los Angeles Chargers (IR)
Robinson, Jerry, LB	79-84 Philadelphia, 85-91 LA (Raiders)
Rogers, Don, DB	84-85 Cleveland
Rosario, Nelson, TE	12 Carolina (PS)
Rosen, Josh, QB	18 Arizona, 19 Miami, 20 Tampa Bay (PS), 20 San Francisco, 21 Atlanta
Rutledge, Craig, DB	87 Los Angeles (Rams)
Saffer, Mike, OT	03 Atlanta
Salsbury, Jim, OG/OT	55-56 Detroit, 57-58 Green Bay
Sanchez, Lupe, DB	84 Arizona (USFL), 85 Orlando (USFL), 86-88 Pittsburgh
Sandifer, Dan, DB	50 San Francisco
Sandifer, Bill, DT/DE	74-76 San Francisco, 77-78 Seattle
Schroeder, Jay, QB	84-88 Washington, 88-92 LA (Raiders), 93 Cincinnati, 94 Arizona
Sciarra, John, DB	76-77 Brit. Columbia (CFL), 78-83 Philadelphia
Scribner, Rob, HB	73-76 Los Angeles
Seidman, Mike, TE	03-06 Carolina, 07 Indianapolis (IR)
Servanga, Wasswa, DB	99 San Francisco, 00 Amsterdam (NFL Europe), 00-01 Minnesota
Sharpe, Luis, OT	82-84 St. Louis, 85 Memphis (USFL), 85-87 St. Louis, 88-93 Phoenix, 94 Arizona
Sherrard, Mike, WR	86-88 Dallas (injured 87-88), 89-92 San Fran., 93-95 NY (Giants), 96 Denver
Shinnick, Don, LB	57-69 Baltimore
Shipkey, Jerry, FB/DB/LB	48-52 Pittsburgh, 53 Chicago
Shirk, Marshall, DT	65-71 Ottawa (CFL)
Slagle, Larry, OG	68-71 Winnipeg (CFL)

Name, Pos	Years in Pro Football
Slater, Matthew, WR/KR	08-21 New England
Smith, Bobby, DB	62-65 Los Angeles, 65-66 Detroit
Smith, Earl, E	61 Saskatchewan (CFL)
Smith, Hal, DT	60 Boston, 60 Denver, 61 Oakland
Smith, Kevin, TE/FB	92-94 LA (Raiders), 95 Oakland, 96 Green Bay
Smith, Milt, OE/DB	45 Philadelphia
Smith, Ray, HB	60-62 Saskatchewan (CFL)
Snelling, Ken, FB/LB	45 Green Bay
Sommers, Jack, C/LB	47 Washington
Sparlis, Al, G/LB	46 Green Bay
Stanley, Matt, FB	04 San Francisco
Stauch, Scott, FB	81 San Francisco, 81 New Orleans
Steffen, Jim, DB	59-60 Detroit, 61-65 Washington
Stephens, Frank, LB	79-80 Toronto (CFL)
Stevens, Matt, QB	87 Kansas City
Stiits, Bill, DB/HB	54-56 Detroit, 57-58 San Francisco, 59 Washington, 59-61 NY(Giants)
Stokes, J.J., WR	95-02 San Francisco, 03 Jacksonville, 03 New England
Strode, Woody, OE/DE	46 Los Angeles, 47 CFL, 48-49 Calgary (CFL)
Stroschein, Breck, DE	51 New York (Yankees)
Su'a-Filo, Xavier OL	14-17 Houston, Dallas 18-19, 20 Cincinnati
Sullivan, Tom, DB	83-85 Denver (USFL)
Tautolo, John, OG	81 New England, 82-83 New York (Giants), 85 Portland (USFL)
Tautolo, Terry, LB	76-79 Philadelphia, 80-81 San Fran., 81-82 Detroit, 83 Miami, 84, Detroit
Taylor, Tommy, LB	87 Los Angeles (Rams)
Tennell, Derek, TE	87, 89 Cleveland, 91 Lions, 92 Minnesota, 92 Dallas, 93 Minnesota
Tenningkeit, Tim, DT	79 Saskatchewan (CFL)
Thomas, Robert, LB	02-04 St. Louis, 05 Green Bay, 06-08 Oakland
Thompson, Harry, OG/DL/LB	50-54 Los Angeles, 55 Chicago
Toran, Najee OL	18 San Francisco (PS), 19-21 New England (PS)
Townsell, Jojo FL	83-85 Los Angeles (USFL), 85-90 NY (Jets)
Toy, Maury, RB	92 Pittsburgh (Dev.)
Tuasosopo, Manu, DT	79-83 Seattle, 84-86 San Francisco
Tuioti-Mariner, Jacob, DL	18 Atlanta (PS), 19-20 Atlanta, 21 Pittsburgh (PS)
Turner, Eric, FS	91-95 Cleveland, 96 Baltimore, 97-99 Oakland
Turner, Jimmy, DB	83-86 Cincinnati, 86-87 Atlanta
Turner, Marcus, CB	89-91 Phoenix, 92-94 NY (Jets), 95 Green Bay
Tyler, Wendell, HB	77-82 LA (Rams), 83-86 San Francisco
Vanderdoes, Eddie, DL	17 Oakland, 18 Oakland (reserve), 19-20 Houston (PS)
Verner, Alterraun, CB	10-13 Tennessee; 14-16 Tampa Bay, 17 Miami
Vieira, Steven, OL	05 Cincinnati
Villanueva, Primo, QB	55-58 British Columbia (CFL)
Von Sonn, Andy, LB	64 Los Angeles
Wahler, Jim, DT	89-92 Phoenix, 92-93 Washington
Walén, Mark, DT	87-89 Dallas
Walendy, Craig, FB	00 NY Giants
Wallace, Aaron, LB	16-17 Tennessee
Walker, Bruce, NT	94-95 New England, 97 Frankfurt (NFL Europe)
Walker, Rick, TE	77-79 Cincinnati, 80-85 Washington
Walton, Bruce, OT/OG/C	73-75 Dallas
Ward, Phillip, OLB	97 Indianapolis IR, 98 St. Louis, 99 Berlin (NFL Europe), 00 New Orleans (PS)
Ware, Matt, DB	04-05 Philadelphia, 06-10 Arizona
Washington, James, DB	88-89 LA (Rams), 90-94 Dallas, 95 Washington
Washington, Kenny, HB/DB	46-48 Los Angeles
Waterfield, Bob, QB/DB	45 Cleveland, 46-52 Los Angeles, 60-62 Head Coach, Los Angeles 60-62

BRUINS IN THE NFL

Name, Pos	Years in Pro Football
Welch, Herb, DB	85-88 N.Y. (Giants), 89 Wash., 90-91 Detroit, 92 Sacramento (WL), 92 Barcelona (WL)
Werner, Matt, DT	94 Seattle (Dev.)
West, Doug, LB	84-85 Jacksonville (USFL)
White Jr., Manuel, RB	05-06 Washington (IR)
Wilkinson, Bob, OE/DB/HB	51-52 New York (Giants)
Williams, Dokie, WR	83-87 Los Angeles (Raiders)
Williams, Kevin, RB	93 Denver, 93 Green Bay
Williams, Michael, DB	93 San Diego (Dev.), 95 San Francisco
Williams, Shaun, DB	98-05 New York Giants, 06 Carolina
Willis, Matt, WR	07 Baltimore, 08 Baltimore (PS), 09-12 Denver
Wilson, Caleb, TE	18 Arizona (PS), 19 Washington (PS), 20 Philadelphia (PS), Denver (PS)
Wingle, Blake, OG	83-85 Pittsburgh, 85 Green Bay, 87 Cleveland
Witcher, Dick, WR/TE/FL	66-73 San Francisco
Wrightman, Tim, TE	83 Chicago (USFL), 84 Arizona (USFL), 85-86 Chicago
Young, Michael, WR	85-88 LA (Rams), 89-92 Denver, 93 Kansas City, 93 Philadelphia, 94 Kansas City
Young, Kenny LB	18 Baltimore, 19-20 LA Rams, 21 Denver
Yount, Christian, LS	11 Tampa Bay, 11-14 Cleveland
Zeno, Lance, C/OG	92 Sacramento (WL), 92-93 Cleveland, 93 Green Bay, 96 Scottish Claymores (WL)
Zumwalt, Jordan, LB	14-15 Pittsburgh (IR)



Kolton Miller (77) (Photo courtesy of the Las Vegas Raiders)

CURRENT NFL COACHES WITH BRUIN TIES (as of 7/1/22)

AFC

Name	Player/Coach at UCLA	2022 NFL Team
Chris Horton	Player	Baltimore Ravens (special teams coord.)
Cory Harkey	Player	Buffalo Bills (asst. special teams)
Kelly Skipper	Coach	Buffalo Bills (running backs)
Brian Callahan	Player	Cincinnati Bengals (offensive coordinator)
Jason Tarver	Coach	Cleveland Browns (linebackers)
Phil Rauscher	Player/Coach	Jacksonville Jaguars (offensive line)
Eric Bieniemy	Coach	Kansas City Chiefs (offensive coordinator)
Kennedy Polamalu	Coach	Las Vegas Raiders (running backs)
Ryan Ficken	Coach	Los Angeles Chargers (special teams coord.)
Tom Donatell	Coach	Los Angeles Chargers (asst. secondary)
Jon Embree	Coach	Miami Dolphins (asst. head coach/tight ends)
Jeff Ulbrich	Coach	NY Jets (defensive coordinator)
Taylor Embree	Player	NY Jets (running backs)
Ricky Manning Jr.	Player	NY Jets (defensive asst.)
Mike Rutenberg	Coach	NY Jets (linebackers)
Michael Ghobrial	Player	NY Jets (special teams asst.)
Ricky Manning Jr.	Player	NY Jets (defensive asst.)
Keith Carter	Player	Tennessee Titans (offensive line)

NFC

Michael Pitre	Player	Atlanta Falcons (running backs)
Matt Ruhle	Coach	Carolina Panthers (head coach)
Phil Snow	Coach	Carolina Panthers (defensive coordinator)
Don Johnson	Coach	Carolina Panthers (pass rush asst.)
Skip Peete	Coach	Dallas Cowboys (running backs)
Hank Fraley	Coach	Detroit Lions (offensive line)
Ramsen Golpashin	Coach	Green Bay Packers (offensive quality control)
Jake Peetz	Coach	Los Angeles Rams (offensive assistant)
Eric Yarber	Coach	Los Angeles Rams (wide receivers)
Daronte Jones	Coach	Minnesota Vikings (defensive backs)
Kyle Shanahan	Coach	San Francisco 49ers (head coach)
Brian Schneider	Coach	San Francisco 49ers (special teams coordinator)
Sanjay Lal	Player	Seattle Seahawks (off. passing game coord./wr)
Pat McPherson	Player	Seattle Seahawks (tight ends)
Thaddeus Lewis	Coach	Tampa Bay Buccaneers (asst. wide receivers coach)



Osa Odighizuwa (97) (Photo by James D. Smith)



Kryz Barnes (51) (Photo courtesy of Green Bay Packers)



ARIZONA CARDINALS

Matt Dickerson, DL 2017 (2021 PS)
 Brett Hundley, QB 2014 (2019-20)
 Cassius Marsh, DL 2013 (2019)
 Caleb Wilson, TE 2018 (2019 PS)
 Josh Rosen, QB 2017 (2018)
 Derrick Coleman, RB 2011 (2018)
 Joseph Fauria, TE 2012 (2015 PS)
 David Carter, DL 2010 (2011-13)
 Matt Ware, DB 2003 (2006-10)
 Dennis Keyes, DB, 2007 (2008 PS)
 Tommy Bennett, DB 1995 (1996-2000)
 Jamir Miller, LB 1993 (1994-98)
 Matt Darby, DB 1991 (1996-97)
 Irv Eatman, OL 1982 (1995-96)
 Duval Love, OL 1984 (1995-96)
 Kevin Jordan, WR 1995 (1996)
 Norm Johnson, PK 1981 (1991-94)
 Jay Schroeder, QB 1980 (1994)
 Luis Sharpe, OL 1981 (1982-84, 85-94)
 Jim Wahler, DL 1988 (1989-92)
 Marcus Turner, DB 1988 (1989-91)
 John Lee, PK 1985 (1986)
 Theotis Brown, RB 1978 (1979-81)
 John Richardson, DL 1966 (1972-73)
 Harry Thompson, G 1949 (1955)
 Ray Nagel, B 1949 (1953)
 Leo Cantor, B 1941 (1945)
 Carl Olsen, OT 1941 (1942)

ATLANTA FALCONS

Josh Rosen, QB 2017 (2021)
 Jacob Tuioti-Mariner, DL 2017 (2018, PS-20)
 Logan Paulsen, TE 2009 (2018)
 Takkari McKinley, DL 2016 (2017-20)
 Derrick Coleman, RB 2011 (2017)
 Devin Fuller, WR 2015 (2016)
 Tod McBride, DB 1998 (2003)
 Mike Saffer, OT 2002 (2003)
 Kris Farris, OT 1998 (2002)
 David Richards, OL 1987 (1994-96)
 Irv Eatman, OL 1982 (1994)
 Norm Johnson, PK 1981 (1991-94)
 Brad Daluiso, PK 1990 (1991)
 Randy Austin, TE 1990 (1991D)
 James Primus, RB 1987 (1988-89)
 Jimmy Turner, DB 1982 (1986-87)
 Dan Dufour, OL 1982 (1983-84)
 Fulton Kuykendall, LB 1974 (1975-84)
 Willie Curran, WR 1981 (1982-84)
 Phil McKinney, OL 1975 (1976-80)

BALTIMORE RAVENS

Kenny Young, LB 2017 (2018-19)
 Jordan Lasley, WR 2017 (2018)
 Sheldon Price, DB 2012 (2015 PS, 16-17 IR)
 Kevin McDermott, LS 2012 (2014)
 Brendon Ayanbadejo, LB, 1998 (2008-12)
 Matt Willis, WR 2006 (2007-08 PS)
 Drew Olson, QB 2005 (2006 PS)
 Jonathan Ogden, OL 1995 (1996-07)
 Carnell Lake, DB 1988 (2001)
 Paul Guidry, DB 1996 (1997)
 Eric Turner, DB 1990 (1996)
 Sale Isaia, OL 1994 (1996)

BUFFALO BILLS

Eli Ankou, DL 2016 (2021 PS)
 Conor McDermott, OL 2016 (2018)
 Ryan Neufeld, TE 1998 (2003-07)
 Kris Farris, OL 1998 (2001)
 Matt Darby, DB 1991 (1992-95)
 Mike Lodish, DL 1989 (1990-94)
 Marcus Patton, LB 1989 (1990-94)
 Brad Daluiso, PK 1990 (1991)
 Ron Pitts, DB 1984 (1986-87)
 Blanchard Montgomery, LB 1982 (1985)
 Efran Herrera, PK 1973 (1982)
 Bob Christiansen, TE 1971 (1972)
 Greg Jones, RB 1969 (1970-71)
 Wes Grant, DL 1969 (1971)

CAROLINA PANTHERS

Caleb Benenoch, OL 2015 (2019)
 Nelson Rosario, TE 2011 (2012 PS)
 Justin Medlock, PK 2006 (2012)
 Drew Olson, QB 2005 (2007)
 Shaun Williams, DB 1997 (2006)



Marcus Cassel, DB 2005 (2006)
 Mike Seidman, TE 2002 (2003-06)
 DeShaun Foster, RB 2001 (2002-06-07)
 Ben Emanuel, S 2004 (2005 PS)
 Ricky Manning Jr., CB 2002 (2003-05)
 Steve Bono, QB 1984 (1999)

CHICAGO BEARS

Cassius Marsh, LB 2013 (2021)
 Anthony Jefferson, DB 2014 (2015 IR)
 Kahlil Bell, RB 2008 (2009-12)
 Ricky Manning, Jr., CB 2002 (2006-07)
 Brendon Ayanbadejo, LB 1998 (2005-07)
 Marcus Reese, LB 2002 (2004-05)
 Bryan Fletcher, TE 2001 (2002 PS)
 Cade McNown, QB 1998 (1999-00)
 Chad Overhauser, OL 1997 (1998-99)
 Tim Wrightman, TE 1981 (1985-86)
 Phil McKinney, OL 1975 (1982)
 Allan Ellis, DB 1972 (1973-77, 79-80)
 George Farmer, WR 1969 (1970-75)
 Bob Pifferini, LB 1971 (1972-75)
 Ron Copeland, WR 1968 (1969)
 Ronnie Knox, B 1955 (1957)
 Jerry Shipkey, FB 1947 (1953)

CINCINNATI BENGALS

Xavier Su'a-Filo, OL 2013 (2020-21)
 Alex Hedmond, OL 2015 (2016 PS-20)
 Tony Dye, DB 2011 (2012 IR-13)
 Tab Perry, WR 2004 (2005-07, 2008 IR)
 Steven Vieira, OL 2004 (2005 IR/PS)
 Danny Farmer, WR 1999 (2000-02)
 Kevin Jordan, WR 1995 (1996)
 Eric Ball, RB 1988 (1989-94)
 Jay Schroeder, QB 1980 (1993)
 Max Montoya, OL 1978 (1979-89)
 Jimmy Turner, DB 1982 (1983-86)
 Rick Walker, TE 1976 (1977-79)
 Mike Haffner, WR 1964 (1971)

CLEVELAND BROWNS

Demetric Felton, RB 2020 (2021)
 Takkari McKinley, DL 2016 (2021)
 Eli Ankou, DL 2016 (2019)
 Christian Yount, LS 2010 (2011-14)
 Kenyon Coleman, DT 2001 (2009-10)
 Ben Emanuel, S 2004 (2006)
 Jamir Miller, LB 1993 (1999-02)
 Karim Abdul-Jabbar, RB 1995 (1999)
 Eric Turner, DB 1990 (1991-95)
 Lance Zeno, OL 1990 (1992-93)
 Derek Tennell, TE 1986 (1987, 89)
 Blake Wingle, DT 1982 (1987)
 Don Rogers, DB 1983 (1984-85)
 Wes Grant, DL 1969 (1972)

DALLAS COWBOYS

Osa Odighizuwa, DL 2020 (2021)
 Eli Ankou, DL 2016 (2020)
 Kai Forbath, K 2010 (2019)
 Caleb Benenoch, OL 2015 (2019)
 Xavier Su'a-Filo, OL 2013 (2018-19)
 Datone Jones, DL 2012 (2017-18)
 Jake Brendel, OL 2015 (2016 PS)
 David Carter, DL 2010 (2014)
 Kyle Bosworth, LB 2009 (2013)
 Kai Forbath, PK 2010 (2011 IR)
 Kenyon Coleman, DL 2001 (2003-06, 2011-12)
 Jeff Grau, LS 2001 (2002)
 Jason Bell, CB 2000 (2001)
 Troy Aikman, QB 1988 (1989-2000)
 Ryan Neufeld, TE 1998 (1999)
 Frank Cornish, OL 1989 (1992-93, 94)
 James Washington, DB 1987 (1990-94)
 Ken Norton, LB 1987 (1988-93)
 Derek Tennell, TE 1986 (1992)
 Mark Walen, DL 1985 (1987-89)
 Mike Sherrard, WR 1985 (1986-88)
 Homer Butler, WR 1977 (1978)
 Efran Herrera, PK 1973 (1974-78)
 Cal Peterson, LB 1973 (1974-75)
 Bruce Walton, OL 1972 (1973-75)
 Mitch Johnson, OL 1964 (1965)
 Bob Long, LB 1954 (1962)

DENVER BRONCOS

Kenny Young, LB 2017 (2021)



Caleb Wilson, TE 2018 (2021 PS)
 Marcus Rios, DB 2016 (2018)
 Kevin McDermott, LS 2012 (2014)
 Aaron Hester, DB 2012 (2013 PS)
 Rahim Moore, DB 2010 (2011-14)
 Matt Willis, WR 2006 (2009-12)
 Marques Anderson, DB 2001 (2005)
 Keith Brown, LB 1999 (2000 PS)
 Mike Lodish, DL 1989 (1995-00)
 Willie Anderson, WR 1987 (1997)
 Mike Sherrard, WR 1985 (1996)
 Tommy Maddox, QB 1991 (1992-93)
 Brad Daluiso, PK 1990 (1992)
 Gaston Green, RB 1987 (1991-92)
 Michael Young, WR 1984 (1989-92)
 Larry Lee, OL 1980 (1987-88)
 Rick Baska, LB 1973 (1976-77)
 Brian Goodman, OL 1971 (1975)
 Bob Geddes, LB 1969 (1972)
 Mike Haffner, WR 1964 (1968-70)
 Bob Richardson, DB 1965 (1966)
 Hal Smith, DL 1956 (1960)

DETROIT LIONS

Paul Perkins, RB 2015 (2019 PS)
 Joseph Fauria, TE 2012 (2013-14)
 Aaron Hester, DB 2012 (2014 PS)
 Corey Bosworth, DE 2009 (2010 IR)
 Spencer Havner, LB 2005 (2010)
 Ryan Nece, LB 2001 (2008)
 Travis Kirschke, DL 1996 (1997-02)
 Tommy Bennett, DB 1995 (2001)
 Mike Chaienski, DL 1992 (1998)
 David Richards, OL 1987 (1993)
 Mike Farr, WR 1989 (1990-92)
 Derek Tennell, TE 1986 (1991)
 Herb Welch, DB 1984 (1990-91)
 Paco Craig, WR 1987 (1988)
 Martin Moss, DT 1981 (1982-85)
 Larry Lee, OL 1980 (1981-85)
 Terry Tautolo, LB 1975 (1981-82, 84)
 Jimmy Allen, DB 1973 (1978-1981)
 George Farmer, WR 1969 (1975)
 Jimmie Jones, RB 1973 (1974)
 Mel Farr, Sr., RB 1966 (1967-73)
 Bobby Smith, DB 1961 (1965-66)
 Jim Steffen, DB 1958 (1959-60)
 Bob Long, E 1954 (1955-59)
 Bill Stits, B 1953 (1954-56)
 Jim Salsbury, OL 1954 (1955-56)
 Milt Davis, HB 1953 (1954)
 Chuck Fenenbock, B 1939 (1943-45)
 Ned Mathews, B 1940 (1941-43)

GREEN BAY PACKERS

JJ Molson, K 2020 (2021 PS)
 Krys Barnes, LB 2019 (20221)
 Mercedes Lewis, TE 2005 (2018-21)
 Kenny Clark, DL 2015 (2016-21)
 Brett Hundley, QB 2014 (2015-18)
 Datone Jones, DE 2012 (2013-16)
 Johnathan Franklin, RB 2012 (2013)
 Kahlil Bell, RB 2008 (2013)
 Brandon Chillar, LB 2003 (2008-10)
 Spencer Havner, LB/TE 2005 (2006 PS, 2007-10)
 Craig Bragg, WR 2004 (2005 PS)
 Mike Flanagan, OL 1995 (1998-05)
 Marques Anderson, DB 2001 (2002-03)
 Tod McBride, DB 1998 (1999-02)
 Steve Bono, QB 1984 (1997)
 Kevin Smith, FB 1991 (1996)
 Marcus Turner, DB 1988 (1995)
 Kevin Williams, RB 1992 (1993)
 Lance Zeno, OL 1990 (1993)
 Ron Pitts, DB 1984 (1988-90)
 Blake Wingle, OL 1982 (1985)
 Jim Salsbury, OL 1954 (1957-58)
 Al Spariis, G 1945 (1946)
 Ken Snelling, B 1942 (1945)
 Del Lyman, T 1940 (1941)

HOUSTON TEXANS

Ka'imi Fairbairn, PK 2015 (2016 IR-21)
 Eddie Vanderdoes, DL 2016 (2019-20 PS)
 Rahim Moore, DB 2010 (2015)
 Xavier Su'a-Filo, OL 2013 (2014-17)
 Mike Flanagan, C 1995 (2006-07)
 Jason Bell, DB 2000 (2002-05)



Chad Overhauser, OL 1997 (2002)
 Ed Ilermia-Stansbury, FB 2001 (2002)

INDIANAPOLIS COLTS

Brett Hundley, QB 2014 (2021 PS)
 Cassius Marsh, DL 2013 (2020)
 Akeem Ayers, LB 2010 (2016)
 Sheldon Price, DB 2012 (2013-14)
 Justin Hickman, LB 2006 (2011-13)
 Mike Seidman, TE 2002 (2007 IR)
 Bryan Fletcher, TE 2001 (2004-07)
 Karim Abdul-Jabbar, RB 1995 (2000)
 Phillip Ward, LB 1996 (1997 IR)
 Carlton Gray, DB 1992 (1997)
 Avery Anderson, WR 1995 (1996 IR)
 Willie Anderson, WR 1987 (1995)
 Charles Arbuckle, TE 1989 (1992-95)
 Tom Ramsey, QB 1982 (1989)
 Chuckie Miller, DB 1986 (1988)
 Don Shinnick, LB 1956 (1957-69)
 Milt Davis, DB 1953 (1957-60)
 John Hermann, B 1955 (1956)
 Ernie Case, B 1946 (1947)

JACKSONVILLE JAGUARS

Cassius Marsh, DL 2013 (2020)
 Nate Meadors, DB 2018 (2020)
 Myles Jack, LB 2015 (2016-20)
 Kai Forbath, K 2010 (2018)
 Eli Ankou, DL 2016 (2017-18)
 Kyle Bosworth, LB 2009 (2010-11 IR, 2012)
 Mercedes Lewis, TE 2005 (2006-17)
 Maurice Jones-Drew, RB 2005 (2006-13)
 J.J. Stokes, WR 1994 (2003)
 Ryan Neufeld, TE 1998 (2000)
 Carnell Lake, DB 1988 (1999)
 Frank Cornish, OL 1989 (1995)

KANSAS CITY CHIEFS

Justin Medlock, PK 2006 (2007)
 Donnie Edwards, LB 1995 (1996-01, 07-08)
 Jarrad Page, S 2005 (2006-09)
 Larry Atkins, LB 1998 (1999-02)
 Marcus Patton, LB 1989 (1999-02)
 Carlton Gray, DB 1992 (1999-00)
 Steve Bono, QB 1984 (1994-96)
 Sean LaChapelle, WR 1992 (1996)
 Arnold Ale, LB 1992 (1994)
 Michael Young, WR 1984 (1993, 94)
 Irv Eatman, OL 1982 (1986-90)
 Matt Stevens, QB 1986 (1987)
 Paul Bergmann, TE 1983 (1986)
 Theotis Brown, RB 1978 (1983-84)
 Cal Peterson, LB 1973 (1979-81)
 Zenon Andrusyshyn, P-PK 1969 (1978)
 Ray Burks, LB 1976 (1977)
 Cliff Frazier, DL 1975 (1977)
 Bruce Bergery, DE 1970 (1971)

LAS VEGAS RAIDERS

Andre James, OL 2018 (2019-21)
 Koltin Miller, OL 2017 (2018-21)
 Eddie Vanderdoes, DL 2016 (2017, 18 PUP)
 Tony Dye, DB 2011 (2014 PS)
 David Carter, DL 2010 (2014)
 Justin Medlock, PK 2006 (2013 PS)
 Bruce Davis, LB 2007 (2010)
 Robert Thomas, LB 2001 (2006-08)
 Marques Anderson, S 2001 (2004)
 Larry Atkins, LB 1998 (2003)
 Kenyon Coleman, DL 2001 (2002)
 Eric Turner, DB 1990 (1997-99)
 Robert Cox, OL 1985 (1994-96)
 Eric Ball, RB 1988 (1995)
 Kevin Smith, TE 1991 (1992-95)
 Max Montoya, OL 1978 (1990-94)
 Gaston Green, RB 1987 (1993)
 Jay Schroeder, QB 1980 (1988-92)
 Jerry Robinson, LB 1978 (1985-91)
 Dennis Price, DB 1987 (1988-90)
 Bruce Davis, OL 1978 (1979-87)
 Dokie Williams, WR 1982 (1983-87)
 Dave Dalby, C 1971 (1972-1985)
 Cal Peterson, LB 1973 (1982-83)
 Curt Mohl, OL 1980 (1981)
 Hal Smith, DL 1956 (1961)
 Paul Oglesby, DL 1959 (1960)






LOS ANGELES CHARGERS

Joshua Kelley, RB 2019 (20221)
 Scott Quessenberry, OL 2017 (2018-21)
 Jeff Baca, OG 2012 (2014)
 Mike Harris, OT 2011 (2012-13)
 Donnie Edwards, LB 1995 (2002-06)
 Dave Ball, DE 2003 (2004-05)
 Vaughn Parker, OL 1993 (1994-03)
 Arnold Ale, LB 1992 (1996)
 David Richards, OL 1987 (1988-92)
 Charles Arbuckle, TE 1989 (1991 D)
 Frank Cornish, OL 1989 (1990-91)
 Joe Goebel, OL 1986 (1987)
 Rick Neuheisel, QB 1983 (1987)
 Allan Ellis, DB 1972 (1981)
 Wes Grant, DL 1969 (1971)
 Gerry McDougall, RB 1955 (1962-64)
 Rommie Loudd, LB 1955 (1960)

LOS ANGELES RAMS

Kai Forbath, K 2010 (2020)
 Kenny Young, LB 2017 (2019-20)
 Akeem Ayers, LB 2010 (2015)
 Cory Harkey, TE 2011 (2012 PS-13, 14-16)
 Justin Medlock, PK 2006 (2008 PS)
 Ricky Manning, Jr. 2002 (2008)
 Drew Bennett, WR 2000 (2007-08)
 Brandon Chillar, LB 2003 (2004-07)
 Tod McBride, DB 1998 (2004)
 Robert Thomas, LB 2001 (2002-04)
 Steve Bono, QB 1984 (1998)
 Roman Phifer, LB 1990 (1991-98)
 Phillip Ward, LB 1996 (1998)
 Willie Anderson, WR 1987 (1988-94)
 Darryl Henley, DB 1988 (1989-94)
 Tommy Maddox, QB 1991 (1994)
 Sean LaChapelle, WR 1992 (1993)
 Irv Eatman, OL 1982 (1993)
 Corwin Anthony, TE 1990 (1991 D)
 Robert Cox, OL 1985 (1987-93)
 Duval Love, OL 1984 (1985-91)
 Gaston Green, RB 1987 (1988-90)
 Mel Farr, Jr., RB 1987 (1989)
 James Washington, DB 1987 (1988-89)
 Michael Young, WR 1984 (1985-88)
 Craig Rutledge, DB 1986 (1987)
 Tommy Taylor, LB 1985 (1987)
 Ricky Coffman, WR 1981 (1982)
 Wendell Tyler, RB 1976 (1977-82)
 Frank Corral, PK 1977 (1978-81)
 Phil McKinney, OL 1975 (1981)
 Jairo Penaranda, RB 1980 (1981)
 Don Pederson, TE 1977 (1978)
 Rob Scribner, RB 1972 (1973-76)
 Gus Coppins, OL 1977 (1978)
 Dave Morton, DL 1977 (1978)
 Bob Pifferini, LB 1971 (1977)
 Kermit Alexander, DB 1962 (1970-71)
 Cliff Livingston, LB 1951 (1963-65)
 Bobby Smith, DB 1961 (1962-65)
 Andy Von Sonn, LB 1962 (1964)
 Bob Long, LB 1954 (1960-61)
 Rommie Loudd, LB 1955 (1960)
 Trusse Norris, WR 1959 (1960)
 Jack Ellena, OL 1954 (1955-56)
 Tom Fears, E 1947 (1948-56)
 Leon McLaughlin, C 1949 (1951-55)
 Don Paul, LB 1947 (1948-55)
 Harry Thompson, G 1949 (1950-54)
 Jack Myers, FB 1947 (1952)
 Bob Waterfield, B 1944 (1945-52)
 Jack Finlay, OL 1942 (1947-51)
 Kenny Washington, B 1939 (1946-48)
 Woody Strode, E 1939 (1946)
 Del Lyman, I 1940 (1944)
 Joe Keable, B 1933 (1937)



MIAMI DOLPHINS

Josh Rosen, QB 2017 (2019)
 Jake Brendel, OL 2015 (2016-18)
 Alterraun Verner, DB 2009 (2017)
 Thomas Duarte, TE 2015 (2016-17 PS)
 Tab Perry, WR 2004 (2008 IR)
 Brendon Ayanbadejo, LB 1998 (2003-04)
 Jeff Grau, LS 2001 (2003)
 Cade McNown, QB 1998 (2001)
 Karim Abdul-Jabbar, RB 1995 (1996-99)
 Mike Chalemski, DL 1992 (1997)



Scott Miller, WR 1990 (1991-96)
 Larry Lee, OL 1980 (1985-86)
 Terry Tautolo, LB 1975 (1983)
 John Richardson, DL 1966 (1967-71)

MINNESOTA VIKINGS

Nate Meadors, DB 2018 (2019)
 Eric Kendricks, LB 2014 (2015-21)
 Anthony Barr, LB 2013 (2014-21)
 Kevin McDermott, LS 2012 (2015-18)
 Datone Jones, DL 2012 (2017)
 Kai Forbath, PK 2010 (2016-17)
 Jeff Locke, P 2012 (2103-16)
 Jeff Baca, OG 2012 (2013)
 Mike Harris, OT 2011 (2014-15)
 Chris Kluge, P 2004 (2005-12)
 Wasswa Serwanga, DB 1997 (2000-01)
 Frank Cornish, OL 1989 (1994)
 Derek Tennell, TE 1986 (1992-93)
 Steve Bono, QB 1984 (1985-86)
 Brent Boyd, OL 1979 (1980-86)
 Fred McNeill, LB 1973 (1974-85)
 John Pentecost, OL 1964 (1967)
 Cliff Livingston, LB 1951 (1962)

NEW ENGLAND PATRIOTS

Alex Redmond, OL 2015 (2021 PS)
 Devin Asiasi, TE 2019 (2020-21)
 Najee Toran, OL 2017 (2019-21 PS)
 Kai Forbath, K 2010 (2019)
 Darren Andrews, WR 2017 (2018 Reserve)
 Matthew Slater, WR/KR 2007 (2009-21)
 Cassius Marsh, DL 2013 (2017)
 Joseph Fauria, TE 2012 (2015 PS)
 Akeem Ayers, LB 2010 (2014)
 Jarrad Page, S 2005 (2010)
 Bret Lockett, S 2008 (2009-10 IR, 11 IR)
 Bruce Davis, OLB 2007 (2009 PS)
 Roman Phifer, LB 1990 (2001-04)
 J.J. Stokes, WR 1994 (2003)
 Ken Kocher, DL 2001 (2002)
 Sale Isaiia, OL 1994 (2000)
 David Richards, OL 1987 (1996)
 Bruce Walker, DL 1992 (1994-95)
 Dion Lambert, DB 1991 (1992-93)
 Tom Ramsey, QB 1982 (1984-88)
 Art Kuehn, OL 1974 (1983)
 John Tautolo, OL 1980 (1981)
 James McAlister, RB 1973 (1978)
 Bob Geddes, LB 1969 (1973-75)
 Bruce Barnes, PK 1972 (1973-74)
 Mike Ballou, LB 1969 (1970)
 Rommie Loudd, LB 1955 (1961-62)
 Hal Smith, DL 1956 (1960)

NEW ORLEANS SAINTS

Caleb Benenoch, OL 2015 (2021 PS)
 Kai Forbath, PK 2010 (2015)
 Kenyon Coleman, DL 2001 (2013 IR)
 Rodney Leisle, DT 2003 (2004-06, 09)
 Anthony Cobbs, WR 1996 (1997 D)
 Craig Novitsky, OL 1993 (1994-96)
 Othello Henderson, DB 1992 (1993-94)
 Charles Arbuckle, TE 1989 (1990 IR)
 Scott Stauch, RB 1980 (1981)
 Reynaud Moore, DB 1970 (1971)
 Bill Kilmer, QB 1960 (1967-70)

NEW YORK GIANTS

Darnay Holmes, DB 2019 (2020-21)
 Paul Perkins, RB 2015 (2016-17, 18 reserve)
 Owamagbe Odighizuwa, DL 2014 (2015-16)
 Kyle Bosworth, LB 2009 (2013)
 Rodney Leisle, DT 2003 (2008 IR)
 Jason Bell, DB 2000 (2006)
 Shaun Williams, DB 1997 (1998-05)
 Brad Daluiso, PK 1990 (1993-00)
 Craig Walendy, RB 1998 (2000)
 Carlton Gray, DB 1992 (1998)
 Tommy Maddox, QB 1991 (1995)
 Mike Sherrard, WR 1985 (1993-95)
 Herb Welch, DB 1984 (1985-88)
 Frank Cephus, RB 1983 (1984-85)
 John Tautolo, OL 1980 (1982-83)
 Gus Coppins, OL 1977 (1979)
 Keith Eck, OL 1977 (1979)
 Cliff Livingston, LB 1953 (1954-61)
 Bill Stits, DB 1953 (1959-61)



John Herman, DB 1955 (1956)
 Hal Mitchell, OL 1951 (1952)
 Bob Wilkinson, B 1950 (1951-52)
 Leo Cantor, B 1941 (1942)

NEW YORK JETS

Conor McDermott, OL 2016 (2019-21)
 Shaq Evans, WR 2013 (2014 IR)
 Kahlil Bell, RB 2008 (2012-13)
 Kenyon Coleman, DT 2001 (2007-08)
 Ed Blanton, OT 2005 (2006)
 Dave Ball, DE 2003 (2005-06)
 Craig Bragg, WR 2004 (2005 PS)
 Roman Phifer, LB 1990 (1999-2000)
 Mike Chalemski, DL 1992 (1996)
 Carl Greenwood, DB 1994 (1995-96)
 Marcus Turner, DB 1988 (1992-94)
 Irv Eatman, OL 1982 (1991-92)
 Corwin Anthony, TE 1990 (1991-92 D)
 Reggie Moore, RB 1990 (1991-92 D)
 Dennis Price, DB 1987 (1990-92)
 Freeman McNeil, RB 1980 (1981-92)
 JoJo townsend, WR 1982 (1985-90)
 David Norrie, QB 1985 (1987)
 Johnny Lynn, DB 1978 (1979-86)
 Levi Armstrong, DB 1977 (1978)
 Ed Galigher, DL 1971 (1972-76)

PHILADELPHIA EAGLES

Caleb Wilson, TE 2018 (2020 PS)
 Randall Goforth, DB 2016 (2017 IR)
 Malcolm Bunche, OL 2014 (2105 PS)
 Jarrad Page, DB 2005 (2011)
 Matt Ware, CB 2003 (2004-05)
 Freddie Mitchell, WR 2000 (2001-04)
 Norm Johnson, PK 1981 (1999)
 Mike Chalemski, DL 1992 (1993-95)
 Frank Cornish, OL 1989 (1995)
 Marvin Goodwin, DB 1993 (1994)
 Michael Young, WR 1984 (1993)
 Paul Richardson, WR 1991 (1993)
 Alan Dial, DB 1987 (1989)
 Jairo Penaranda, RB 1980 (1985)
 Jerry Robinson, LB 1978 (1979-84)
 John Sclarra, DB 1975 (1978-83)
 Wally Henry, WR 1976 (1977-1982)
 Terry Tautolo, LB 1975 (1976-79)
 James McAlister, RB 1973 (1975-76)
 Kermit Alexander, DB 1962 (1972-73)
 Jack Myers, B 1947 (1948-50)
 Milt Smith, E 1942 (1945)

PITTSBURGH STEELERS

Cassius Marsh, DL 2013 (2020)
 Jordan Zumwalt, LB 2013 (2014-15 IR)
 Travis Kirschke, DL 1996 (2004-09)
 Bruce Davis, OLB 2007 (2008)
 Tommy Maddox, QB 1991 (2001-05)
 Kris Farris, OT 1998 (1999 IR)
 Carnell Lake, DB 1988 (1989-98)
 Norm Johnson, PK 1981 (1995-97)
 Duval Love, OL 1984 (1992-94)
 Maury Ioy, RB 1991 (1992 D)
 Steve Bono, QB 1984 (1987-88)
 Lupe Sanchez, DB 1983 (1986-88)
 Avon Riley, LB 1980 (1987)
 Blake Wingle, OL 1982 (1983-85)
 Jimmy Allen, DB 1973 (1974-77)
 Paul Cameron, DB 1953 (1954)
 Jerry Shipkey, B 1947 (1948-52)
 Roy Kurrasch, E 1946 (1948)

SAN FRANCISCO 49ERS

Jake Brendel, OL 2015 (2021)
 Josh Rosen, QB 2017 (2020 PS)
 Najee Toran, OL 2017 (2018)
 Cassius Marsh, DL 2013 (2017-18)
 Logan Paulsen, TE 2009 (2017)
 Kevin McDermott, LS 2012 (2013)
 Bruce Davis, LB 2007 (2010 PS)
 DeShaun Foster, RB 2001 (2008)
 Drew Olson, QB 2005 (2007)
 Ben Emanuel, S 2004 (2005)
 Matt Stanley, TE 2000 (2004)
 Gabe Crection, TE 2000 (2004)
 Travis Kirschke, DL 1996 (2003)
 Cade McNown, QB 1998 (2002)
 J.J. Stokes, WR 1994 (1995-02)



Ken Norton, LB 1987 (1994-00)
 Wasswa Serwanga, DB 1997 (1999)
 Michael Williams, DB 1992 (1995)
 Steve Bono, QB 1984 (1989-93)
 Mike Sherrard, WR 1985 (1989-92)
 Randy Cross, OL 1975 (1976-88)
 Manu Tuiaosopo, DL 1978 (1984-86)
 Wendell Tyler, RB 1976 (1983-86)
 Fulton Kuykendall, LB 1974 (1985)
 Blanchard Montgomery, LB 1982 (1983-85)
 Terry Tautolo, LB 1975 (1980-81)
 Bobby Ferrell, RB 1972 (1976-80)
 James Owens, RB 1978 (1979-80)
 Ed Galigher, DL 1971 (1977-78)
 Jim Johnson, DB 1960 (1961-76)
 Kermit Johnson, RB 1973 (1975-76)
 Bill Sandifer, DL 1973 (1974-76)
 Dick Witcher, WR 1965 (1966-73)
 Kermit Alexander, DB 1962 (1963-69)
 Bill Kilmer, QB 1960 (1961-62, 64-66)
 Bill Stits, DB 1953 (1959)
 Bob Mike, OT 1947 (1948-49)

SEATTLE SEAHAWKS

Brett Hundley, QB 2014 (2018)
 Cassius Marsh, DL 2013 (2014 IR, 15-17)
 Derrick Coleman, RB 2011 (2012, PS-13, 14-IR, 15)
 Kevin Brown, RB 2007 (2008 PS)
 Tod McBride, 1998 (2004)
 Chad Overhauser, 1997 (2000)
 Carlton Gray, DB 1992 (1993-96)
 Dion Lambert, DB 1991 (1994-95)
 Matt Warner, DT 1993 (1994 D)
 Arnold Ale, LB 1992 (1993)
 Norm Johnson, PK 1981 (1982-90)
 Kenny Easley, DB 1980 (1981-87)
 Theotis Brown, RB 1978 (1981-83)
 Manu Tuiaosopo, DL 1978 (1979-83)
 Art Kuehn, OL 1974 (1976-82)
 Eren Herrera, PK 1973 (1978-81)
 Bill Sandifer, DL 1973 (1977-78)

TAMPA BAY BUCCANEERS

Josh Rosen, QB 2017 (2020 PS)
 Caleb Benenoch, OL 2015 (2016-18)
 Alterraun Verner, CB 2009 (2014-16)
 Brian Price, DT 2009 (2010-11)
 Ryan Nece, LB 2001 (2002-07)
 Rick Neuheisel, QB 1983 (1987)
 Karl Morgan, DL 1982 (1984-86)
 James Owens, RB 1978 (1981-84)
 Cal Peterson, LB 1973 (1976)

TENNESSEE TITANS

Matt Dickerson, DL 2017 (2018-20)
 Jayron Brown, LB 2016 (2017-21)
 Aaron Wallace, LB 2015 (2016-18)
 Akeem Ayers, LB 2010 (2011-13)
 Alterraun Verner, CB 2009 (2010-13)
 Dave Ball, DE 2003 (2008-09, 12)
 Drew Bennett, WR 2000 (2001-06)
 Skip Hicks, RB 1997 (2001)
 Bruce Davis, OL 1978 (1987-89)
 Karl Morgan, DL 1982 (1986)
 Avon Riley, LB 1980 (1981-86)
 Brian Goodman, OL 1971 (1973-74)
 Chuck Kendall, DB 1958 (1960)

WASHINGTON COMMANDERS

Caleb Wilson, TE 2018 (2019 PS)
 Fabian Moreau, DB 2016 (2017-20)
 Kai Forbath, PK 2010 (2012-14)
 Logan Paulsen, TE 2009 (2010-14, 15 IR)
 Terrence Austin, WR 2009 (2010-11)
 Chris Horton, S 2007 (2008-10)
 Ryan Boschetti, DL 2003 (2004-08)
 Manuel White, RB 2004 (2005-06 PS)
 Vaughn Parker, OL 1993 (2004)
 Skip Hicks, RB 1997 (1998-00)
 Marcus Patton, LB 1989 (1995-98)
 Willie Anderson, WR 1987 (1996)
 James Washington, DB 1987 (1995)
 Jim Wahler, DL 1988 (1992-93)

NOTE --- Name, Pos., Last Year Lettered at UCLA (Years on NFL roster)



UCLA'S ALL-PRO SELECTIONS (as chosen by Associated Press)

Season	Name	Team/Position	NFL Team
2021	Matthew Slater	2nd team/Special Teams	New England Patriots
2020	Matthew Slater	2nd team/Special Teams	New England Patriots
2019	Eric Kendricks	1st Team/LB	Minnesota Vikings
	Matthew Slater	1st Team/Special Teams	New England Patriots
2017	Matthew Slater	2nd team/Special Teams	New England Patriots
2016	Matthew Slater	1st Team/Special Teams	New England Patriots
2013	Alterraun Verner	2nd Team/CB	Tennessee Titans
2011	Maurice Jones-Drew	1st Team/RB	Jacksonville Jaguars
2006	Jonathan Ogden	2nd Team/LT	Baltimore Ravens
2004	Jonathan Ogden	2nd Team/LT	Baltimore Ravens
	Donnie Edwards	2nd Team/LB	San Diego Chargers
2003	Jonathan Ogden	1st Team/LT	Baltimore Ravens
2002	Jonathan Ogden	1st Team/LT	Baltimore Ravens
	Donnie Edwards	2nd Team/MLB	San Diego Chargers
2001	Jamir Miller	1st Team/DE-LB	Cleveland Browns
	Jonathan Ogden	2nd Team/LT	Baltimore Ravens
2000	Jonathan Ogden	1st Team/LT	Baltimore Ravens
1999	Carnell Lake	2nd Team/FS	Jacksonville Jaguars
	Jonathan Ogden	2nd Team/LT	Baltimore Ravens
1998	Jonathan Ogden	2nd Team/LT	Baltimore Ravens
1997	Carnell Lake	1st Team/SS	Pittsburgh Steelers
	Jonathan Ogden	1st Team/LT	Baltimore Ravens
1995	Carnell Lake	2nd Team/SS	Pittsburgh Steelers
1994	Eric Turner	1st Team/FS	Cleveland Browns
	Carnell Lake	2nd Team/SS	Pittsburgh Steelers
1993	Norm Johnson	2nd Team/K	Atlanta Falcons
	Ken Norton	2nd Team/MLB	Dallas Cowboys
1990	Luis Sharpe	2nd Team/LT	Arizona Cardinals
1989	Max Montoya	2nd Team/RG	Cincinnati Bengals
1988	Luis Sharpe	2nd Team/LT	Arizona Cardinals
1986	Randy Cross	2nd Team/RG	San Francisco 49ers
1985	Kenny Easley	1st Team/SS	Seattle Seahawks
1984	Kenny Easley	1st Team/SS	Seattle Seahawks
	Randy Cross	2nd Team/RG	San Francisco 49ers
1982	Freeman McNeil	1st Team/RB	New York Jets
1981	Randy Cross	2nd Team/RG	San Francisco 49ers
	Jerry Robinson	2nd Team/ROLB	Philadelphia Eagles
1980	Jerry Robinson	2nd Team/ROLB	Philadelphia Eagles
1979	Frank Corral	2nd Team/K	Los Angeles Rams
1978	Efren Herrera	1st Team/K	Dallas Cowboys
1977	Efren Herrera	2nd Team/K	Dallas Cowboys
1972	Jimmy Johnson	1st Team/LCB	San Francisco 49ers
1971	Jimmy Johnson	1st Team/LCB	San Francisco 49ers
1970	Jimmy Johnson	1st Team/LCB	San Francisco 49ers
1969	Jimmy Johnson	1st Team/LCB	San Francisco 49ers
1966	Jimmy Johnson	2nd Team/LCB	San Francisco 49ers
1965	Jimmy Johnson	2nd Team/LCB	San Francisco 49ers
1957	Milt Davis	1st Team/RDH	Baltimore Colts
1955	Tom Fears	2nd Team/LE	Los Angeles Rams
1953	Don Paul	1st Team/RLB	Los Angeles Rams
1952	Jerry Shipkey	1st Team/LLB	Pittsburgh Steelers
	Don Paul	2nd Team/RLB	Los Angeles Rams
1951	Jerry Shipkey	1st Team/RLB	Pittsburgh Steelers
1950	Tom Fears	1st Team/LE	Los Angeles Rams
	Bob Waterfield	2nd Team/K-P-QB	Los Angeles Rams
1949	Bob Waterfield	1st Team/K-P-QB	Los Angeles Rams
	Tom Fears	2nd Team/LE	Los Angeles Rams
1946	Bob Waterfield	1st Team/K-P-QB	Los Angeles Rams
1945	Bob Waterfield	1st Team/K-P-QB	Cleveland Rams

UCLA'S NFL ALL-DECADE TEAM SELECTIONS

Years	Name	Position	NFL Team
2000's	Jonathan Ogden	Left Tackle	Baltimore Ravens
1990's	Carnell Lake	Safety	Pittsburgh Steelers, Jacksonville Jaguars
1980's	Kenny Easley	Safety	Seattle Seahawks
1970's	Jimmy Johnson	Cornerback	San Francisco 49ers
1950's	Tom Fears	End	Los Angeles Rams
1940's	Bob Waterfield	Quarterback	Cleveland Rams, Los Angeles Rams



Randy Cross, No. 51 (Photo courtesy of San Francisco 49ers)

UCLA'S NFL PRO BOWL PLAYERS (dating to 1970)

Year	Name	Position	NFL Team
2022	Matthew Slater	WR/Special Teams	New England Patriots
2021	Matthew Slater	WR/Special Teams	New England Patriots
2020	Matthew Slater	WR/Special Teams	New England Patriots
	Kenny Clark	DL	Green Bay Packers
	Eric Kendricks	LB	Minnesota Vikings
2019	Anthony Barr	LB	Minnesota Vikings
2018	Anthony Barr	LB	Minnesota Vikings
	Matthew Slater	WR/Special Teams	New England Patriots
2017	Anthony Barr	LB	Minnesota Vikings
	Matthew Slater	WR/Special Teams	New England Patriots
2016	Anthony Barr	LB	Minnesota Vikings
	Matthew Slater	WR/Special Teams	New England Patriots
2015	Matthew Slater	WR/Special Teams	New England Patriots
2014	Matthew Slater	WR/Special Teams	New England Patriots
2013	Matthew Slater	WR/Special Teams	New England Patriots
	Alterraun Verner	CB	Tennessee Titans
2012	Matthew Slater	WR/Special Teams	New England Patriots
2011	Maurice Jones-Drew	RB	Jacksonville Jaguars
	Matthew Slater	WR/Special Teams	New England Patriots
2010	Maurice Jones-Drew	RB	Jacksonville Jaguars
	Marcedes Lewis	TE	Jacksonville Jaguars
2009	Maurice Jones-Drew	RB	Jacksonville Jaguars
2008	Brendon Ayanbadejo	LB	Baltimore Ravens
2007	Brendon Ayanbadejo	LB	Chicago Bears
	Jonathan Ogden	OT	Baltimore Ravens
2006	Brendon Ayanbadejo	LB	Chicago Bears
	Jonathan Ogden	OT	Baltimore Ravens
2005	Jonathan Ogden	OT	Baltimore Ravens
2004	Jonathan Ogden	OT	Baltimore Ravens
2003	Mike Flanagan	C	Green Bay Packers
	Jonathan Ogden	OT	Baltimore Ravens
2002	Donnie Edwards	LB	San Diego Chargers
	Jonathan Ogden	OT	Baltimore Ravens
2001	Jamir Miller	LB	Cleveland Browns
	Jonathan Ogden	OT	Baltimore Ravens
2000	Jonathan Ogden	OT	Baltimore Ravens
1999	Carnell Lake	S	Jacksonville Jaguars
	Jonathan Ogden	OT	Baltimore Ravens
1998	Jonathan Ogden	OT	Baltimore Ravens
1997	Carnell Lake	S	Pittsburgh Steelers
	Ken Norton, Jr.	LB	San Francisco 49ers
	Jonathan Ogden	OT	Baltimore Ravens
1996	Troy Aikman	QB	Dallas Cowboys
	Carnell Lake	S	Pittsburgh Steelers
1995	Troy Aikman	QB	Dallas Cowboys
	Steve Bono	QB	Kansas City Chiefs
	Carnell Lake	S	Pittsburgh Steelers
	Ken Norton, Jr.	LB	San Francisco 49ers
	Mark Tuinei	OT	Dallas Cowboys
1994	Troy Aikman	QB	Dallas Cowboys
	Carnell Lake	S	Pittsburgh Steelers
	DuVal Love	OG	Pittsburgh Steelers
	Mark Tuinei	OT	Dallas Cowboys
1993	Troy Aikman	QB	Dallas Cowboys
	Max Montoya	OG	Oakland Raiders
	Ken Norton, Jr.	LB	Dallas Cowboys
1992	Troy Aikman	QB	Dallas Cowboys
1991	Troy Aikman	QB	Dallas Cowboys
	Gaston Green	RB	Denver Broncos
1989	Max Montoya	OG	Cincinnati Bengals
	Luis Sharpe	OT	Arizona Cardinals
1988	Max Montoya	OG	Cincinnati Bengals
	Luis Sharpe	OT	Arizona Cardinals
1987	Kenny Easley	S	Seattle Seahawks
	Luis Sharpe	OT	St. Louis Cardinals
1986	Max Montoya	OG	Cincinnati Bengals
	Jay Schroeder	QB	Washington
1985	Kenny Easley	S	Seattle Seahawks
	Freeman McNeil	RB	New York Jets
1984	Randy Cross	OG	San Francisco 49ers
	Kenny Easley	S	Seattle Seahawks
	Norm Johnson	K	Seattle Seahawks
	Freeman McNeil	RB	New York Jets
	Wendell Tyler	RB	San Francisco 49ers
1983	Kenny Easley	S	Seattle Seahawks
1982	Randy Cross	OG	San Francisco 49ers
	Kenny Easley	S	Seattle Seahawks
	Freeman McNeil	RB	New York Jets
1979	Wally Henry	Kick Ret.	Philadelphia Eagles
1978	Frank Corral	K	Los Angeles Rams
1977	Dave Dalby	C	Oakland Raiders
	Efren Herrera	K	Dallas Cowboys
1974	Jimmy Johnson	CB	San Francisco 49ers
1972	Jimmy Johnson	CB	San Francisco 49ers
1971	Jimmy Johnson	CB	San Francisco 49ers
1970	Jimmy Johnson	CB	San Francisco 49ers

BRUINS IN THE NFL

UCLA'S NFL DRAFT HISTORY

Player, Pos.	Rd.-Pick	Team
1936		
Chuck Cheshire, B	2-17	Detroit Lions
1937		
Fred Funk, B	7-62	Brooklyn Dodgers
1939		
John Ryland, C	14-123	Cleveland Rams
1941		
Jack Sommers, C	11-92	Chicago Cardinals
Del Lyman, T	14-126	Green Bay Packers
1943		
Ken Snelling, E	7-58	Green Bay Packers
Al Solari, B	9-75	Cleveland Rams
Chuck Fears, T	27-251	Detroit Lions
1944		
Bob Waterfield, B	5-42	Cleveland Rams
George Phillips, B	8-74	Philadelphia Eagles
Jack Lescoulie, G	12-112	Detroit Lions
Dave Brown, E	20-204	Washington
Milt Smith, DB	23-234	Philadelphia Eagles
1945		
Vic Smith, B	10-97	New York Giants
Tom Fears, E	11-103	Cleveland Rams
Jack Boyd, B	12-116	Chicago Bears
Bill Chambers, T	13-129	Philadelphia Eagles
Don Malmberg, B	22-221	Pittsburgh Steelers
1946		
Don Paul, C	5-40	Los Angeles Rams
George Robotham, E	7-57	Philadelphia Eagles
Don Malmberg, T	20-187	Detroit Lions
Bill Stiers, B	22-205	New York Giants
Bob Hansen, E	28-263	Pittsburgh Steelers
Al Sparlis, G	30-286	Green Bay Packers
1947		
Cal Rossi, B	1-4	Washington
Ernie Case, B	1-6	Green Bay Packers
Burr Baldwin, E	3-20	Green Bay Packers
Don Paul, C	3-21	Los Angeles Rams
Jerry Shipkey, FB	8-58	Pittsburgh Steelers
Roy Kurrasch, E	9-68	Washington
Mike Dimitro, G	13-113	Los Angeles Rams
Bernie Reiges, B	20-183	Los Angeles Rams
Leon McLaughlin, C	21-193	Los Angeles Rams
1948		
Jack Meyers, B	5-33	Philadelphia Eagles
1949		
Bill Clements, E	22-218	Washington
1950		
Bob Wilkinson, E	10-124	New York Giants
Ernie Johnson, B	10-131	Philadelphia Eagles
1951		
Bob Watson, E	18-215	New York Yanks
James Stroschein, E	24-287	New York Yanks
Howie Hansen, B	28-334	Pittsburgh Steelers
1952		
Hal Mitchell, T	14-167	New York Giants
Joe Marvin, B	19-223	Washington
1953		
Donn Moomaw, C	1-9	Los Angeles Rams
Chuck Doud, G	12-144	Los Angeles Rams
Jack Ellena, T	19-228	Los Angeles Rams
Ike Jones, E	25-295	Green Bay Packers
Ernie Stockert, E	25-298	San Francisco 49ers
Joe Sabol, B	28-326	Baltimore Colts
1954		
Bill Stits, B	4-44	Detroit Lions
Paul Cameron, B	8-91	Pittsburgh Steelers
Milt Davis, B	8-97	Detroit Lions
Pete O'Garro, E	9-100	New York Giants

1955		
Bob Long, B	2-18	Los Angeles Rams
Jim Salisbury, G	2-24	Detroit Lions
Joe Ray, T	11-127	Los Angeles Rams
1956		
Johnny Hermann, B	10-117	New York Giants
Jim Decker, B	11-132	Los Angeles Rams
Gil Moreno, T	12-142	Washington
Tom Adams, E	17-202	Chicago Bears
Jim Brown, G	18-210	Chicago Cardinals
John Smith, B	19-226	Chicago Bears
Sam Brown, B	22-265	Cleveland Browns
Bob Davenport, B	25-301	Cleveland Browns
Hardiman Cureton, T	26-312	Los Angeles Rams
Rommie Loudd, E	26-304	San Francisco 49ers
Doug Peters, B	29-338	Detroit Lions
1957		
Don Shinnick, LB	2-20	Baltimore Colts
Ronnie Knox, QB	3-37	Chicago Bears
Hal Smith, B	18-214	Chicago Cardinals
Pat Pinkston, E	21-243	Los Angeles Rams
1958		
Bill Mason, B	14-163	Los Angeles Rams
Jim Matheny, C	20-231	Chicago Cardinals
Phil Parslow, B	23-274	Baltimore Colts
Esker Harris, G	26-302	Green Bay Packers
1959		
Kirk Wilson, B	9-106	Cleveland Browns
Jim Steffen, B	13-149	Detroit Lions
Bill Leeka, T	17-199	Pittsburgh Steelers
Craig Chudy, E	24-282	San Francisco 49ers
Rafer Johnson, B	28-333	Los Angeles Rams
1960		
Marv Luster, E	9-97	Los Angeles Rams
Paul Oglesby, T	10-113	Chicago Cardinals
1961		
Jimmy Johnson, B	1-6	San Francisco 49ers
Billy Kilmer, B	1-11	San Francisco 49ers
Bobby Smith, B	7-88	Los Angeles Rams
1962		
Marshall Shirk, T	9-114	Minnesota Vikings
Andy Von Sonn, C	14-189	Chicago Bears
Foster Anderson, T	20-268	Los Angeles Rams
1963		
Kermit Alexander, B	1-8	San Francisco 49ers
Mel Profit, E	9-113	Los Angeles Rams
1964		
Al Geverink, HB	8-101	Dallas Cowboys
Kent Francisco, T	14-196	Chicago Bears
1965		
Mitch Johnson, T	17-229	Dallas Cowboys
1966		
Dick Witcher, E	8-119	San Francisco 49ers
1967		
Mel Farr, HB	1-7	Detroit Lions
John Richardson, DT	9-216	Miami Dolphins
1968		
Gary Beban, QB	2-30	Los Angeles Rams
Larry Slagle, OG	11-285	St. Louis Cardinals
Don Manning, LB	17-436	Cincinnati Bengals
1969		
Larry Agajanian, DT	7-168	Green Bay Packers
Ron Copeland, FL	7-169	Chicago Bears
Harold Busby, WR	14-362	Oakland Raiders
1970		
George Farmer, WR	3-54	Chicago Bears
Mike Ballou, LB	3-56	Boston Patriots
Wes Grant, DE	4-97	New York Giants
Greg Jones, RB	5-129	Minnesota Vikings
Bill Bolden, RB	9-216	Cincinnati Bengals
Zenon Andrusyshyn, PK	9-231	Dallas Cowboys
Gordon Bosserman, T	10-258	Oakland Raiders
Bob Geddes, LB	14-360	Los Angeles Rams

BRUINS IN THE NFL

Player, Pos.	Rd.-Pick	Team
1971		
Tim Oesterling, DT	10-253	Oakland Raiders
Bruce Bergey, DE	14-354	Kansas City Chiefs
1972		
Ed Galigher, DE	4-89	New York Jets
Dave Dalby, C	4-100	Oakland Raiders
Bob Christiansen, TE	5-125	Los Angeles Rams
Bob Pifferini, LB	6-133	Chicago Bears
1973		
Allan Ellis, DB	5-107	Chicago Bears
Bruce Walton, OT	5-126	Dallas Cowboys
Brad Lyman, WR	12-287	Houston Oilers
Bruce Barnes, P	12-290	New England Patriots
John Smith, WR	13-332	Dallas Cowboys
Reggie Echols, WR	15-386	Green Bay Packers
1974		
Bill Sandifer, DT	1-10	San Francisco 49ers
Fred McNeill, LB	1-17	Minnesota Vikings
Cal Peterson, LB	3-72	Dallas Cowboys
Al Oliver, OT	3-76	Los Angeles Rams
Jimmy Allen, DB	4-100	Pittsburgh Steelers
James McAlister, RB	6-148	Oakland Raiders
James Bright, DB	6-151	Dallas Cowboys
Kermit Johnson, RB	7-166	San Francisco 49ers
Efren Herrera, PK	7-169	Detroit Lions
Ed Kezirian, OT	11-281	Cincinnati Bengals
Gerry Roberts, DE	11-286	Miami Dolphins
Roger Freberg, OG	12-310	Los Angeles Rams
1975		
Fulton Kuykendall, LB	6-132	Atlanta Falcons
Eugene Clark, OG	9-222	Pittsburgh Steelers
Art Kuehn, C	15-384	Washington
Myke Horton, OT	17-428	New England Patriots
1976		
Cliff Frazier, DT	2-41	Kansas City Chiefs
Randy Cross, C	2-42	San Francisco 49ers
John Sciarra, DB	4-103	Chicago Bears
Phil McKinnely, OT	9-246	Atlanta Falcons
Norm Andersen, WR	11-299	Chicago Bears
Terry Tautolo, LB	13-353	Philadelphia Eagles
Brett White, PK	15-412	Philadelphia Eagles
Dale Curry, LB	15-430	Dallas Cowboys
1977		
Wendell Tyler, RB	3-79	Los Angeles Rams
Rick Walker, TE	4-85	Cincinnati Bengals
Ray Burks, LB	12-318	Kansas City Chiefs
1978		
Frank Corral, P	3-78	Los Angeles Rams
Levi Armstrong, DB	7-169	New York Jets
Homer Buter, WR	8-222	Dallas Cowboys
Gus Coppens, OT	12-330	Los Angeles Rams
1979		
Manu Tuiasosopo, DT	1-18	Seattle Seahawks
Jerry Robinson, LB	1-21	Philadelphia Eagles
James Owens, WR	2-29	San Francisco 49ers
Theotis Brown, RB	2-35	St. Louis Cardinals
Johnny Lynn, DB	4-98	New York Jets
Max Montoya, OT	7-168	Cincinnati Bengals
Bruce Davis, OT	11-294	Oakland Raiders
1980		
Brent Boyd, C	3-68	Minnesota Vikings
1981		
Freeman McNeil, RB	1-3	New York Jets
Kenny Easley, DB	1-4	Seattle Seahawks
Larry Lee, OG	5-129	Detroit Lions
Avon Riley, LB	9-243	Houston Oilers
Curt Mohl, OT	9-248	Oakland Raiders
Ronnie DeBose, TE	11-286	San Francisco 49ers
Jairo Penaranda, RB	12-328	Los Angeles Rams
1982		
Luis Sharpe, OT	1-16	St. Louis Cardinals
Tim Wrightman, TE	3-62	Chicago Bears
Martin Moss, DE	8-208	Detroit Lions
Joe Gary, DT	9-249	Dallas Cowboys
Ricky Coffman, SE	11-285	Los Angeles Rams
1983		
Blanchard Montgomery, LB	3-59	San Francisco 49ers

Jojo Townsell, WR	3-78	New York Jets
Jimmy Turner, DB	3-81	Cincinnati Bengals
Dokie Williams, WR	5-138	Los Angeles Raiders
Irv Eatman, OT	8-204	Kansas City Chiefs
Blake Wingle, OG	9-244	Pittsburgh Steelers
Tom Ramsey, QB	10-267	New England Patriots
1984		
Don Rogers, DB	1-18	Cleveland Browns
Jay Schroeder, QB	3-83	Washington
Frank Cephus, RB	11-283	New York Giants
Steve Gemza, OT	11-302	Seattle Seahawks
Harper Howell, TE	12-319	New England Patriots
<i>*Supplemental Draft of USFL and CFL Players 1984</i>		
Paul Bergmann, TE	1-8	Indianapolis Colts
Kevin Nelson, RB	2-30	Tampa Bay Buccaneers
Lupe Sanchez, DB	2-34	Kansas City Chiefs
Doug West, LB	3-71	Cleveland Browns
1985		
Steve Bono, QB	6-142	Minnesota Vikings
Mike Young, WR	6-161	Los Angeles Rams
Ron Pitts, DB	7-169	Buffalo Bills
Duval Love, OT	10-274	Los Angeles Rams
Neal Dellocono, LB	11-297	Dallas Cowboys
Herb Welch, DB	12-326	New York Giants
1986		
Mike Sherrard, SE	1-18	Dallas Cowboys
John Lee, PK	2-32	St. Louis Cardinals
Mark Walen, DT	3-74	Dallas Cowboys
Tommy Taylor, LB	4-97	San Diego Chargers
Robert Cox, OT	6-144	Los Angeles Rams
Steve Jarecki, LB	8-195	Los Angeles Rams
David Norrie, QB	11-291	Seattle Seahawks
1987		
Derek Tennell, TE	7-185	Seattle Seahawks
Chuckie Miller, CB	8-200	Indianapolis Colts
Joe Goebel, C	11-283	San Diego Chargers
Marcus Greenwood, FB	12-310	San Diego Chargers
1988		
Gaston Green, TB	1-14	Los Angeles Rams
Ken Norton, LB	2-41	Dallas Cowboys
Willie Anderson, SE	2-46	Los Angeles Rams
David Richards, OT	4-98	San Diego Chargers
Dennis Price, CB	5-131	Los Angeles Raiders
James Washington, S	5-137	Los Angeles Rams
James Primus, FB	9-222	Atlanta Falcons
Mel Farr, FB	9-248	Denver Broncos
Paco Craig, SE	10-254	Detroit Lions
Ben Hummel, OLB	12-317	Dallas Cowboys
1989		
Troy Aikman, QB	1-1	Dallas Cowboys
Carnell Lake, LB	2-34	Pittsburgh Steelers
Eric Ball, TB	2-35	Cincinnati Bengals
Darryl Henley, CB	2-53	Los Angeles Rams
Jim Wahler, NG	4-94	Phoenix Cardinals
Marcus Turner, CB	11-283	Kansas City Chiefs
Eric Smith, LB	12-326	New York Giants
1990		
Charles Arbuckle, TE	5-125	New Orleans Saints
Frank Cornish, C	6-143	San Diego Chargers
Marvuc Patton, OLB	8-208	Buffalo Bills
Mike Lodish, DT	10-265	Buffalo Bills
Kirk Maggio, P	12-325	Green Bay Packers
1991		
Eric Turner, FS	1-2	Cleveland Browns
Roman Phifer, OLB	2-31	Los Angeles Rams
Randy Austin, TE	8-199	Atlanta Falcons
Scott Miller, WR	9-246	Miami Dolphins
Rocen Keeton, OLB	11-288	New York Jets
1992		
Tommy Maddox, QB	1-25	Denver Broncos
Dion Lambert, CB	4-90	New England Patriots
Maury Toy, RB	5-113	Indianapolis Colts
Matt Darby, SE	5-139	Buffalo Bills
James Malone, ILB	6-148	Tampa Bay Buccaneers
Kevin Smith, FB	7-185	Los Angeles Raiders
1993		
Carlton Gray, CB	2-30	Seattle Seahawks
Sean LaChapelle, WR	5-122	Los Angeles Rams
Kevin Williams, RB	5-126	Denver Broncos
Othello Henderson, FS	7-193	New Orleans Saints

BRUINS IN THE NFL / UCLA ON RADIO

Player, Pos.	Rd.-Pick	Team 1994
Jamir Miller, OLB	1-10	Arizona Cardinals
Bruce Walker, DL	2-37	Philadelphia Eagles
Vaughn Parker, OT	2-63	San Diego Chargers
Craig Novitsky, OG	5-143	New Orleans Saints
Marvin Goodwin, SS	5-144	Philadelphia Eagles
1995		
J.J. Stokes, WR	1-10	San Francisco 49ers
Carl Greenwood, CB	5-142	New York Jets
1996		
Jonathan Ogden, OT	1-4	Baltimore Ravens
Karim Abdul-Jabbar, TB	3-80	Miami Dolphins
Mike Flanagan, C	3-90	Green Bay Packers
Donnie Edwards, LB	4-98	Kansas City Chiefs
1998		
Shaun Williams, FS	1-24	New York Giants
Skip Hicks, TB	3-69	Washington
Chad Overhauser, OT	7-217	Chicago Bears
1999		
Cade McNown, QB	1-12	Chicago Bears
Kris Farris, OT	3-74	Pittsburgh Steelers
Larry Atkins, S	3-84	Kansas City Chiefs
2000		
Danny Farmer, WR	4-103	Pittsburgh Steelers
2001		
Freddie Mitchell, WR	1-25	Philadelphia Eagles
2002		
Robert Thomas, LB	1-31	St. Louis Rams
DeShaun Foster, TB	2-34	Carolina Panthers
Marques Anderson, S	3-92	Green Bay Packers
Kenyon Coleman, DE	5-147	Oakland Raiders
Bryan Fletcher, TE	6-210	Chicago Bears
Jeff Grau, LS	7-230	Washington
2003		
Mike Seidman, TE	3-76	Carolina Panthers
Ricky Manning, Jr., CB	3-82	Carolina Panthers
2004		
Matt Ware, DB	3-89	Philadelphia Eagles
Brandon Chillar, LB	4-130	St. Louis Rams
Dave Ball, DE	5-133	San Diego Chargers
Rodney Leisle, DT	5-139	New Orleans Saints
2005		
Manuel White Jr., RB	4-120	Washington
Ben Emanuel II, S	5-171	Carolina Panthers
Tab Perry, WR	6-190	Cincinnati Bengals
Craig Bragg, WR	6-195	Green Bay Packers
2006		
Mercedes Lewis, TE	1-28	Jacksonville Jaguars
Maurice Jones-Drew, RB	2-60	Jacksonville Jaguars
Jarrad Page, S	7-228	Kansas City Chiefs
2007		
Justin Medlock, PK	5-160	Kansas City Chiefs
2008		
Bruce Davis, DE	3-88	Pittsburgh Steelers
Matthew Slater, KR/S	5-153	New England Patriots
Chris Horton, SS	7-249	Washington

2010		
Brian Price, DT	2-35	Tampa Bay Buccaneers
Alterraun Verner, CB	4-104	Tennessee Titans
Terrence Austin, WR/KR	7-219	Washington
2011		
Akeem Ayers, LB	2-39	Tennessee Titans
Rahim Moore, FS	2-45	Denver Broncos
David Carter, DT	6-184	Arizona Cardinals
2013		
Datone Jones, DE	1-26	Green Bay Packers
Johnathan Franklin, RB	4-125	Green Bay Packers
Jeff Locke, P	5-155	Minnesota Vikings
Jeff Baca, OG	6-196	Minnesota Vikings
2014		
Anthony Barr, LB	1-9	Minnesota Vikings
Xavier Su'a-Filo, OL	2-33	Houston Texans
Cassius Marsh, DL	4-108	Seattle Seahawks
Shaq Evans, WR	4-115	New York Jets
Jordan Zumwalt, LB	6-192	Pittsburgh Steelers
2015		
Eric Kendricks, LB	2-45	Minnesota Vikings
Owamagbe Odighizuwa, DL	3-74	New York Giants
Brett Hundley, QB	5-147	Green Bay Packers
2016		
Kenny Clark, DL	1-27	Green Bay Packers
Myles Jack, LB	2-36	Jacksonville Jaguars
Caleb Benenoch, OL	5-148	Tampa Bay Buccaneers
Paul Perkins, RB	5-149	New York Giants
Jordan Payton, WR	5-154	Cleveland Browns
Aaron Wallace, LB	7-222	Tennessee Titans
Thomas Duarte, TE	7-231	Miami Dolphins
Devin Fuller, WR	7-238	Atlanta Falcons
2017		
Takkarist McKinley, DL	1-26	Atlanta Falcons
Fabian Moreau, DB	3-81	Washington
Eddie Vanderdoes, DL	3-88	Oakland Raiders
Jayon Brown, LB	5-155	Tennessee Titans
Conor McDermott, OL	6-211	New England Patriots
2018		
Josh Rosen, QB	1-10	Arizona Cardinals
Kolton Miller, OL	1-15	Oakland Raiders
Kenny Young, LB	4-122	Baltimore Ravens
Scott Quessenberry, OL	5-155	Los Angeles Chargers
Jordan Lasley, WR	5-162	Baltimore Ravens
2019		
Caleb Wilson, TE	7-254	Arizona Cardinals
2020		
Devin Asiasi, TE	3-91	New England Patriots
Darnay Holmes, DB	4-110	New York Giants
Joshua Kelley, RB	4-112	Los Angeles Chargers
2021		
Osa Odighizuwa, DL	3-75	Dallas Cowboys
Demetric Felton, RB	6-211	Cleveland Browns
2022		
Greg Dulcich, TE	3-80	Denver Broncos
Sean Rhyan, OL	3-92	Green Bay Packers
Otito Ogbornia, DL	5-160	Los Angeles Chargers
Kyle Philips, WR	5-163	Tennessee Titans
Quentin Lake, DB	6-211	Los Angeles Rams
Brittain Brown, RB	7-250	Las Vegas Raiders

UCLA ON RADIO

In 2022, UCLA football will be broadcast for the 16th year on AM 570 LA Sports (KLAC). This will also be the 26th year of UCLA's association with Clear Channel Radio. All games will be produced by Learfield, UCLA corporate and media rights holder. KLAC serves as the flagship station of the UCLA Sports Network. Broadcasts are also available on Sirius XM and through the Varsity app which can be downloaded from the App Store.



From left to right: Wayne Cook, Josh Lewin, Matt Stevens

The 2022-2023 school year will mark the seventh year for Josh Lewin, who has more than two decades of experience calling NFL, MLB, NHL and NCAA football and basketball contests, to serve as the voice of the Bruins. He previously handled the MLB radio call

of the Boston Red Sox (2019) and New York Mets from 2012-2018. From 2005-2016, he was the radio play-by-play voice of the San Diego Chargers. Lewin broadcast MLB baseball, NFL football and NHL contests for FOX Sports from 1996-2010. In addition, he worked as the radio voice of MLB's Texas Rangers from 2002-2010 and has also called games for the Baltimore Orioles (Radio: '95-96), Chicago Cubs (WGN: '97) and Detroit Tigers (FSN Detroit: '98-01).

Matt Stevens is in his 26th year as the color analyst of UCLA football. After being welcomed into the SoCal Sports Broadcasters Hall of Fame in 2019. He was the quarterback who engineered UCLA's 45-28 victory over Iowa in the 1986 Rose Bowl game. Stevens has also been honored by the Southern California Sports Broadcasters as best "color commentator."

Wayne Cook begins his 21st year reporting from the sidelines at every football game. The former Bruin quarterback led UCLA to the 1994 Rose Bowl. Both Stevens and Cook are a big part of the "Bruin Game Day" pre-game show.