

Third Quarter 2018 Social Weather Survey:

Pres. Duterte's Net Satisfaction rating rises to "Very Good" +54;

83% say PRRD's "God is stupid" pronouncement was "bastos" or vulgar

- **63% say PRRD's pronouncement that *there are many rape cases in Davao City because of the many beautiful women living there* was vulgar**
- **PRRD's net satisfaction ratings fall to "Good" among those calling him vulgar**

Social Weather Stations

The Third Quarter 2018 Social Weather Survey, conducted from September 15-23, 2018, found 70% of adult Filipinos satisfied, 14% undecided, and 16% dissatisfied with the performance of Rodrigo R. Duterte as President.

Compared to June 2018, gross satisfaction with Pres. Duterte rose by 5 points from 65%, gross undecided fell by 1 point from 15%, and gross dissatisfaction fell by 4 points from 20% [*Chart 1, Tables 1 and 2*].

This brings the President's net satisfaction rating to +54 (% *satisfied* minus % *dissatisfied*), classified by SWS as *very good*.

This is a 9-point increase, and one grade up, from his personal record-low of *good* +45 (65% satisfied, 20% dissatisfied) in June.

The SWS terminology for Net Satisfaction Ratings: +70 and above, "excellent"; +50 to +69, "very good"; +30 to +49, "good"; +10 to +29, "moderate", +9 to -9, "neutral"; -10 to -29, "poor"; -30 to -49, "bad"; -50 to -69, "very bad"; -70 and below, "execrable".

83% say PRRD's "God is stupid" pronouncement was "bastos" or vulgar; 63% say his pronouncement that *there are many rape cases in Davao City because of the many beautiful women living there* was vulgar

The September 2018 survey asked, "*Here are some pronouncements of Pres. Rodrigo Duterte. Please tell me how you feel about these pronouncements. Was this (pronouncement) of his... (Vulgar, Not vulgar)?*" The survey questionnaire used the Filipino term BASTOS, which in

English means VULGAR. Two specific pronouncements, presented to the respondents in random order, were tested.

On Pres. Duterte's pronouncement that "*God is stupid*", 83% said it was vulgar, and 14% said it was not vulgar. The remaining 3% did not know [Chart 2].

On his pronouncement that *there are many rape cases in Davao City because there are many beautiful women who live there*, 63% said it was vulgar, 33% said it was not vulgar, and 5% did not know (correctly rounded).

PRRD's net satisfaction ratings fall to "Good" among those calling him vulgar

Pres. Duterte's net satisfaction rating was a *good* +47 (66% satisfied, 19% dissatisfied) among those who said his "*God is stupid*" statement was vulgar, two grades lower than the *excellent* +85 (88% satisfied, 3% dissatisfied) among those who said it was not vulgar [Chart 3].

It was a *good* +45 (65% satisfied, 20% dissatisfied) among those who said his statement that *there are many rape cases in Davao City because there are many beautiful women who live there* was vulgar, one grade lower than the *very good* +68 (78% satisfied, 10% dissatisfied) among those who said it was not vulgar.

Net satisfaction rating up especially in Balance Luzon

The 9-point rise in President Duterte's net satisfaction rating from June 2018 to September 2018 was due to increases of 16 points in Balance Luzon, 2 points in the Visayas, 1 point in Metro Manila, and 1 point in Mindanao.

Pres. Duterte's net satisfaction rating stayed *good* in Balance Luzon, at +49 (67% satisfied, 18% dissatisfied) in September, up by 16 points from +33 (57% satisfied, 24% dissatisfied) in June [Chart 4].

It stayed *good* in the Visayas, at +49 (69% satisfied, 20% dissatisfied) in September, up by 2 points from +47 (67% satisfied, 20% dissatisfied) in June.

It stayed *good* in Metro Manila, at +36 (61% satisfied, 25% dissatisfied) in September, up by 1 point from +34 (59% satisfied, 25% dissatisfied) in June.

It stayed *excellent* in Mindanao, at +77 (82% satisfied, 5% dissatisfied) in September, up by 1 point from +76 (84% satisfied, 8% dissatisfied) in June.

Higher gains in rural than in urban areas

Rural net satisfaction with the President stayed *very good*, at +62 (74% satisfied, 12% dissatisfied) in September 2018, up by 10 points from +52 (69% satisfied, 17% dissatisfied) in June 2018 [Chart 5].

On the other hand, urban net satisfaction stayed *good*, at +42 (65% satisfied, 23% dissatisfied) in September, up by 4 points from +38 (61% satisfied, 23% dissatisfied) in June.

Up in class D but down in classes ABC and E

The President's net satisfaction rating rose from *good* to *very good* in class D or the *masa*, at +56 (71% satisfied, 15% dissatisfied) in September 2018, up by 13 points from +43 (63% satisfied, 21% dissatisfied, correctly rounded) in June 2018 [Chart 6].

However, it fell from *very good* to *good* in class ABC, at +41 (64% satisfied, 23% dissatisfied) in September, down by 25 points from +66 (79% satisfied, 13% dissatisfied) in June.

It also fell from *very good* to *good* in class E, at +45 (64% satisfied, 20% dissatisfied, correctly rounded) in September, down by 7 points from +52 (69% satisfied, 17% dissatisfied) in June.

Up among both men and women

Pres. Duterte's net satisfaction rating rose from *good* to *very good* among men, +55 (70% satisfied, 16% dissatisfied, correctly rounded) in September 2018, up by 9 points from +46 (66% satisfied, 19% dissatisfied, correctly rounded) in June 2018 [Chart 7].

It also rose from *good* to *very good* among women, at +53 (69% satisfied, 17% dissatisfied, correctly rounded) in September, up by 8 points from +45 (65% satisfied, 20% dissatisfied) in June.

Up in all age groups except 18-24

The President's net satisfaction rating rose from *good* to *very good* among 25-34 year olds, at +59 (72% satisfied, 14% dissatisfied, correctly rounded) in September 2018, up by 16 points from +43 (65% satisfied, 22% dissatisfied) in June 2018 [Chart 8].

It rose from *good* to *very good* among 35-44 year olds, +54 (70% satisfied, 16% dissatisfied) in September, up by 8 points from +46 (65% satisfied, 19% dissatisfied) in June.

It rose from *good* to *very good* among 45-54 year olds, at +56 (71% satisfied, 15% dissatisfied) in September, up by 9 points from +47 (64% satisfied, 17% dissatisfied) in June.

It also rose from *good* to *very good* among those 55 years old and older, at +50 (68% satisfied, 18% dissatisfied) in September, up by 6 points from +44 (65% satisfied, 22% dissatisfied, correctly rounded) in June.

However, it fell from *very good* to *good* among 18-24 year olds, at +49 (68% satisfied, 19% dissatisfied) in September, down by 1 point from +50 (68% satisfied, 18% dissatisfied) in June.

Up especially among elementary school graduates

Pres. Duterte's net satisfaction rating rose from *good* to *very good* among elementary school graduates, at +59 (73% satisfied, 15% dissatisfied, correctly rounded) in September 2018, up by 19 points from +40 (60% satisfied, 21% dissatisfied, correctly rounded) in June 2018 [Chart 9].

It stayed *very good* among non-elementary school graduates, at +57 (69% satisfied, 12% dissatisfied) in September, up by 7 points from +50 (67% satisfied, 17% dissatisfied) in June.

It also stayed *very good* among college graduates, at +54 (69% satisfied, 16% dissatisfied, correctly rounded) in September, up by 2 points from +52 (71% satisfied, 19% dissatisfied) in June.

It stayed *good* among high school graduates, +49 (68% satisfied, 19% dissatisfied) in September, up by 3 points from +46 (67% satisfied, 20% dissatisfied, correctly rounded) in June.

Majorities consider PRRD's pronouncements to be vulgar

The proportion of those who say Pres. Duterte's pronouncement that "*God is stupid*" was vulgar is highest in the Visayas at 87%, followed by Balance Luzon at 86%, Metro Manila at 83%, and Mindanao at 73% [Chart 10].

On his pronouncement that *there are many rape cases in Davao City because there are many beautiful women who live there*, the proportion of those who say it was vulgar is highest in the Visayas at 74%, followed by Mindanao at 61%, Balance Luzon at 61%, and Metro Manila at 54% [Chart 11].

Survey background

The September 2018 Social Weather Survey was conducted from September 15-23, 2018 using face-to-face interviews of 1,500 adults (18 years old and above) nationwide: 600 in Balance Luzon, and 300 each in Metro Manila, Visayas, and Mindanao (sampling error margins of $\pm 3\%$ for national percentages, $\pm 4\%$ for Balance Luzon, and $\pm 6\%$ each for Metro Manila, Visayas, and Mindanao).

The area estimates were weighted by Philippine Statistics Authority medium-population projections for 2018 to obtain the national estimates.

The Social Weather Survey items on public satisfaction with the President, and people's opinion on whether specific pronouncements of Pres. Rodrigo Duterte are vulgar or not vulgar, are non-commissioned. They are included on SWS's own initiative and released as a public service.

The survey question on public satisfaction with the President is as follows: *“Maaari po bang pakisabi ninyo kung gaano kayo nasisiyahan o hindi nasisiyahan sa pagganap ng tungkulin ni RODRIGO DUTERTE bilang Presidente ng Pilipinas. Kayo ba ay lubos na nasisiyahan, medyo nasisiyahan, hindi tiyak kung nasisiyahan o hindi, medyo hindi nasisiyahan, lubos na hindi nasisiyahan, o wala pa kayong narinig o nabasa kahit na kailan tungkol kay RODRIGO DUTERTE?”* [“Please tell me how satisfied or dissatisfied you are with the performance of RODRIGO DUTERTE as President of the Philippines. Are you very satisfied, somewhat satisfied, undecided if satisfied or dissatisfied, somewhat dissatisfied, very dissatisfied, or you have not ever heard or read anything about RODRIGO DUTERTE?”].

SWS terminology for Net Satisfaction Ratings: +70 and above, “excellent”; +50 to +69, “very good”; +30 to +49, “good”; +10 to +29, “moderate”, +9 to -9, “neutral”; -10 to -29, “poor”; -30 to -49, “bad”; -50 to -69, “very bad”; -70 and below, “execrable.” SWS considers the movement from one classification to another as either an “upgrade” or “downgrade.”

On whether specific pronouncements of Pres. Rodrigo Duterte are vulgar or not vulgar, the exact questions were: *“Narito po ang ilan sa mga pahayag ni Pang. Rodrigo Duterte. Pakisabi po ang inyong pakiramdam sa mga pahayag niyang ito. Ang (pahayag) po ba niyang ito ay... (Bastos, Hindi bastos)? Pakilagay lang po ang kard na may pahayag sa naaangkop na lugar sa rating board na ito. [Here are some pronouncements of Pres. Rodrigo Duterte. Please tell me how you feel about these pronouncements of his. Was this (pronouncement) of his... (Vulgar, Not vulgar)? You may indicate your answers by placing the card with the pronouncements in the appropriate place on this rating board.]”*

Q15. Pagtawag ni Pang. Duterte na tanga ang Diyos o ang pagsabi niyang “God is stupid” (Pres. Duterte calling God stupid or him saying “God is stupid”).

Q16. Pahayag na ang dahilan kung bakit maraming kasong rape sa Davao City ay dahil maraming mga magagandang babae na nakatira sa Davao City (Public pronouncement that there

are so many rape cases in Davao City is because there are so many beautiful women who live in Davao City).

SWS employs its own staff for questionnaire design, sampling, fieldwork, data-processing, and analysis, and does not outsource any of its survey operations. This report was prepared by Leo S. Laroza, with special tabulations by Joanne Evangelista.

#

Chart 1

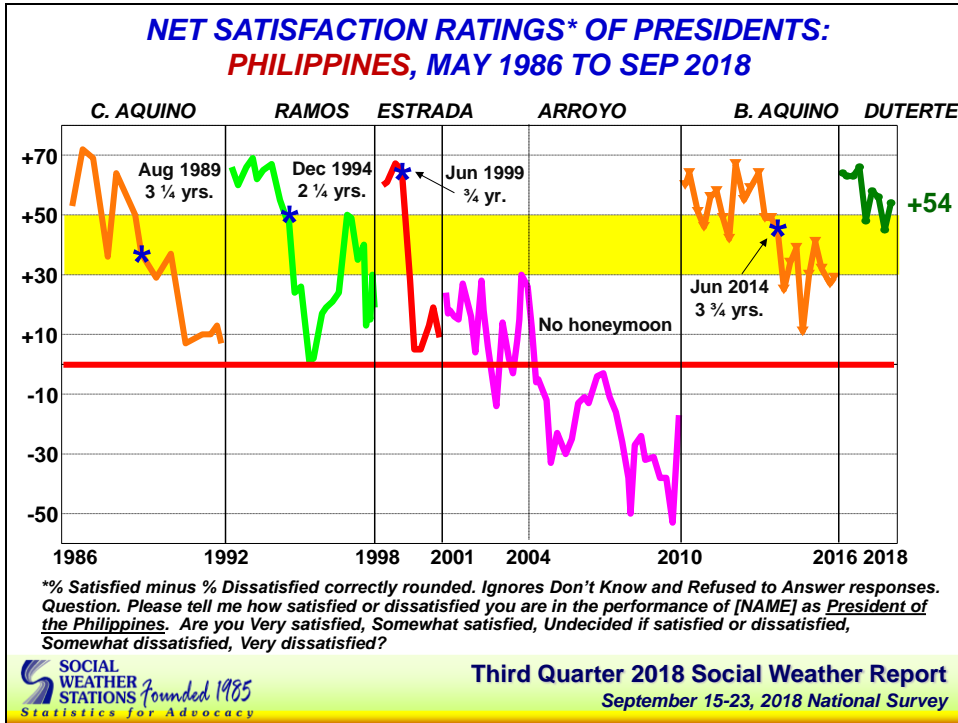


Table 1

**NET SATISFACTION RATINGS* OF PRESIDENTS:
 PHILIPPINES (page 1 of 2)**

C. AQUINO		C. AQUINO (cont)		RAMOS (cont)		ESTRADA		ARROYO	
Net*		Net*		Net*		Net*		Net*	
May 86	+53	Feb 92	+13	Oct 95	+1	Sep 98	+60	Sep 98	+60
Oct 86	+72	Apr 92	+7	Dec 95	+2	Nov 98	+61	Nov 98	+61
Ave. 1986	+63	Ave. 1992	+10	Ave. 1995	+13	Ave. 1998	+61	Mar 02	+16
Mar 87	+69	Ave. C. Aquino	+35	Apr 96	+17	Mar 99	+67	May 02	+4
Oct 87	+36			Jun 96	+19	Jun 99	+65	Aug 02	+28
Ave. 1987	+53			Sep 96	+21	Oct 99	+28	Sep 02	+18
Feb 88	+64			Dec 96	+24	Dec 99	+5	Nov 02	+6
Aug 88	+57			Ave. 1996	+20	Ave. 1999	+41	Ave. 2002	+14
Sep 88	+50			Apr 97	+50	Mar 00	+5	Mar 03	-14
Ave. 1988	+57			Jun 97	+49	Jul 00	+13	Jun 03	+14
Feb 89	+37			Sep 97	+35	Sep 00	+19	Sep 03	+2
Aug 89	+32			Dec 97	+40	Dec 00	+9	Nov 03	-3
Sep 89	+29			Ave. 1997	+44	Ave. 2000	+12	Ave. 2003	0
Ave. 1989	+33			Jan 98	+13	Ave. Estrada	+33	Jan 04	+8
Mar 90	+24			Feb 98	+20			Feb 04	+15
Apr 90	+37			Mar 98	+15	ARROYO	Net*	Mar 04	+30
Nov 90	+7			Mar-Apr 98	+30	Mar 01	+24	Jun 04	+26
Ave. 1990	+23			Apr 98	+19	Apr 01	+17	Aug 04	+12
Apr 91	+24			Ave. 1998	+19	May 01	+18	Oct 04	-6
Jul 91	+10			Ave. Ramos	+38	Jul 01	+16	Dec 04	-5
Nov 91	+10					Sep 01	+15	Ave. 2004	+11
Ave. 1991	+15					Nov 01	+27	Mar 05	-12
						Ave. 2001	+20	May 05	-33
								Aug 05	-23

* Net ratings = % Satisfied minus % Dissatisfied correctly rounded.

Third Quarter 2018 Social Weather Report
 September 15-23, 2018 National Survey

**NET SATISFACTION RATINGS* OF PRESIDENTS:
 PHILIPPINES (page 2 of 2)**

ARROYO (cont)		ARROYO (cont)		B. AQUINO (cont)		DUTERTE	
	Net*		Net*		Net*		
Dec 05	-30	Dec 09	-38	Mar 13	+59	Sep 16	+64
Ave. 2005	-25	Ave. 2009	-35	Jun 13	+64	Dec 16	+63
Mar 06	-25	Mar 10	-53	Sep 13	+49	Ave. 2016	+64
Jun 06	-13	Jun 10	-17	Dec 13	+49	Mar 17	+63
Sep 06	-11	Ave. 2010	-35	Ave. 2013	+55	Jun 17	+66
Nov 06	-13	Ave. Arroyo	-7	Mar 14	+45	Sep 17	+48
Ave. 2006	-16	B. AQUINO		Jun 14	+25	Dec 17	+58
Feb 07	-4	Mar 11	+51	Sep 14	+34	Ave. 2017	+59
Jun 07	-3	Jun 11	+46	Dec 14	+39	Mar 18	+56
Sep 07	-11	Sep 11	+56	Ave. 2014	+36	Jun 18	+45
Dec 07	-16	Dec 11	+58	Mar 15	+11	Sep 18	+54
Ave. 2007	-9	Ave. 2011	+53	Jun 15	+30		
Mar 08	-26	Mar 12	+49	Sep 15	+41		
Jun 08	-38	May 12	+42	Dec 15	+32		
Jul 08	-50	Aug 12	+67	Ave. 2015	+29		
Sep 08	-27	Dec 12	+55	Apr 16	+27		
Dec 08	-24	Ave. 2012	+53	Jun 16	+29		
Ave. 2008	-33			Ave. 2016	+28		
Feb 09	-32			Ave. B. Aquino	+45		
Jun 09	-31						
Sep 09	-38						

* Net ratings = % Satisfied minus % Dissatisfied correctly rounded.

Table 2

**PUBLIC SATISFACTION WITH PRESIDENT
 RODRIGO DUTERTE: MAR 2018 TO SEP 2018 (page 1 of 2)**

	Satisfied			Undecided			Dissatisfied			Net*		
	Mar18	Jun18	Sep18	Mar18	Jun18	Sep18	Mar18	Jun18	Sep18	Mar18	Jun18	Sep18
Total PH	70%	65%	70%	17%	15%	14%	14%	20%	16%	+56	+45	+54
NCR	72	59	61	10	16	14	18	25	25	+54	+34	+36
Bal. Luzon	58	57	67	23	19	15	19	24	18	+39	+33	+49
Visayas	75	67	69	16	13	11	9	20	20	+65	+47	+49
Mindanao	87	84	82	8	7	13	5	8	5	+82	+76	+77
Urban	70	61	65	16	16	13	14	23	23	+56	+38	+42
Rural	69	69	74	17	14	15	13	17	12	+56	+52	+62
ABC	72	79	64	20	7	13	9	13	23	+63	+66	+41
D	70	63	71	16	16	13	13	21	15	+57	+43	+56
E	65	69	64	17	13	16	17	17	20	+48	+52	+45

**% Satisfied minus % Dissatisfied correctly rounded. Ignores Dont Know and Refused to Answer responses. Question. Please tell me how satisfied or dissatisfied you are in the performance of RODRIGO DUTERTE as President of the Philippines. Are you Very satisfied, Somewhat satisfied, Undecided if satisfied or dissatisfied, Somewhat dissatisfied, Very dissatisfied?

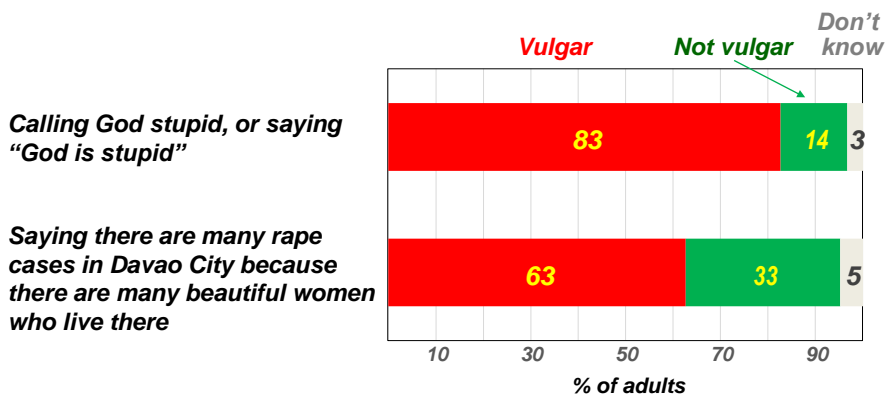
PUBLIC SATISFACTION WITH PRESIDENT RODRIGO DUTERTE: MAR 2018 TO SEP 2018 (page 2 of 2)

	Satisfied			Undecided			Dissatisfied			Net*		
	Mar18	Jun18	Sep18	Mar18	Jun18	Sep18	Mar18	Jun18	Sep18	Mar18	Jun18	Sep18
Total PH	70%	65%	70%	17%	15%	14%	14%	20%	16%	+56	+45	+54
Men	70	66	70	17	15	14	13	19	16	+58	+46	+55
Women	69	65	69	16	15	14	15	20	17	+54	+45	+53
18-24	68	68	68	12	14	14	20	18	19	+48	+50	+49
25-34	80	65	72	9	13	14	11	22	14	+69	+43	+59
35-44	67	65	70	18	16	14	15	19	16	+52	+46	+54
45-54	67	64	71	21	19	14	12	17	15	+56	+47	+56
55 +	67	65	68	20	13	14	13	22	18	+54	+44	+50
Some Elem	70	67	69	18	16	19	12	17	12	+58	+50	+57
Some HS	69	60	73	16	19	12	15	21	15	+53	+40	+59
Some Voc/Coll	68	67	68	18	13	13	14	20	19	+54	+46	+49
Coll. Grad	80	71	69	10	10	15	11	19	16	+69	+52	+54

*% Satisfied minus % Dissatisfied correctly rounded. Ignores Dont Know and Refused to Answer responses. Question. Please tell me how satisfied or dissatisfied you are in the performance of RODRIGO DUTERTE as President of the Philippines. Are you Very satisfied, Somewhat satisfied, Undecided if satisfied or dissatisfied, Somewhat dissatisfied, Very dissatisfied?

Chart 2

OPINION ON WHETHER THE SPECIFIC PRONOUNCEMENTS OF PRES. DUTERTE WERE VULGAR OR NOT VULGAR: TOTAL PH, SEP 2018



Q15-16. Narito po ang ilan sa mga pahayag ni Pang. Rodrigo Duterte. Pakisabi po ang inyong pakiramdam sa mga pahayag niyang ito. Ang (pahayag) po ba niyang ito ay... (Bastos, Hindi bastos)? Q15. Ang pagtawag ni Pang. Duterte na tanga ang Diyos o ang pagsabi niyang "God is stupid"; Q16. Pahayag na ang dahilan kung bakit maraming kasong rape sa Davao City ay dahil maraming mga magagandang babae na nakatira sa Davao City.

Chart 3

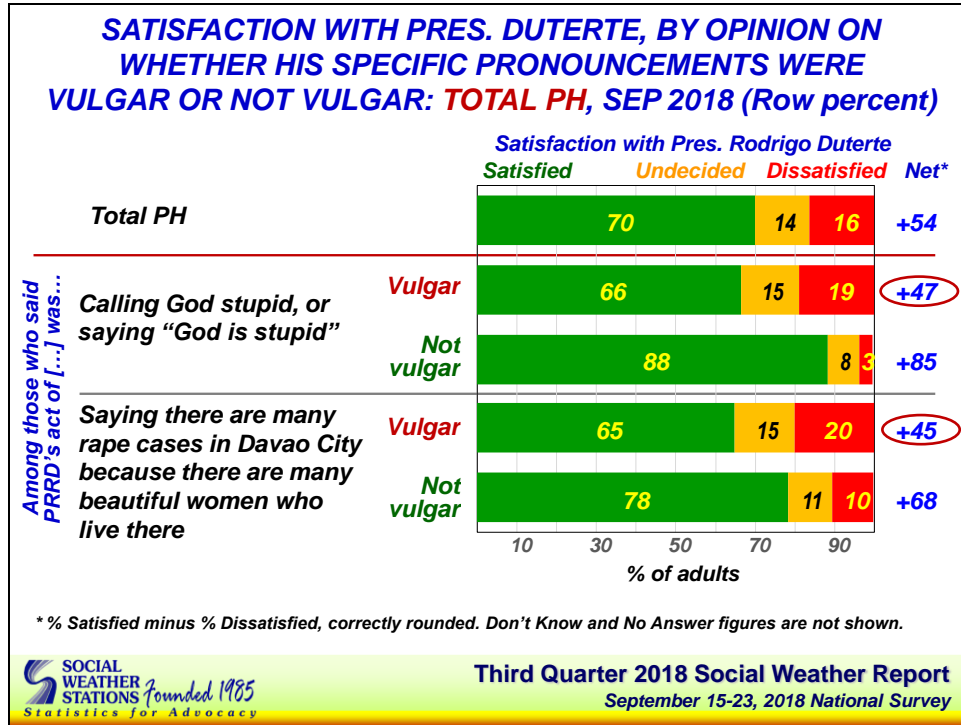


Chart 4

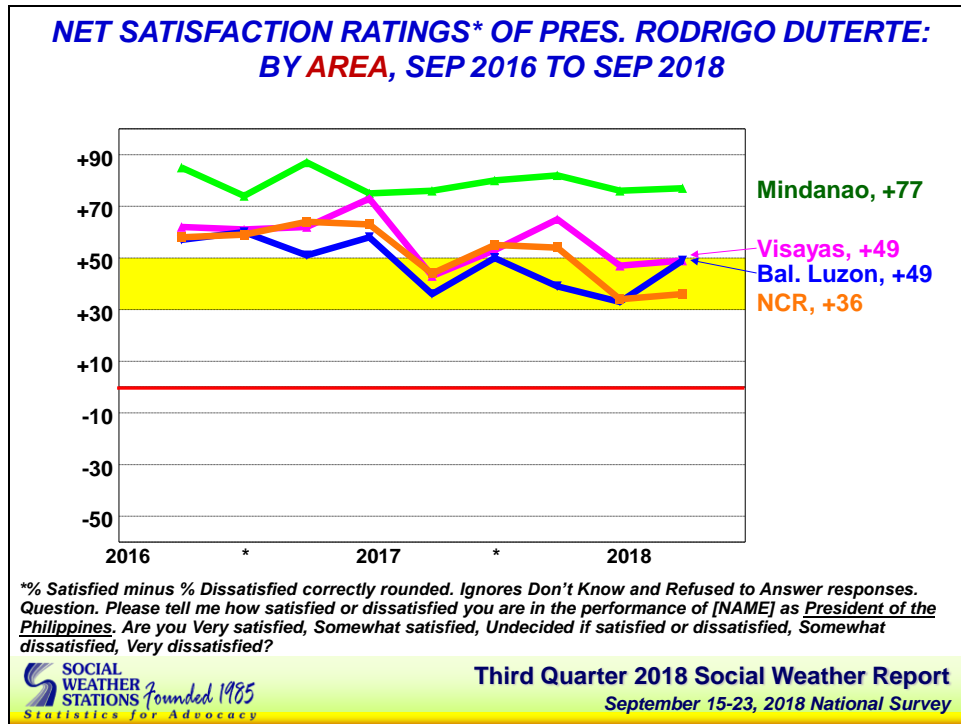


Chart 5

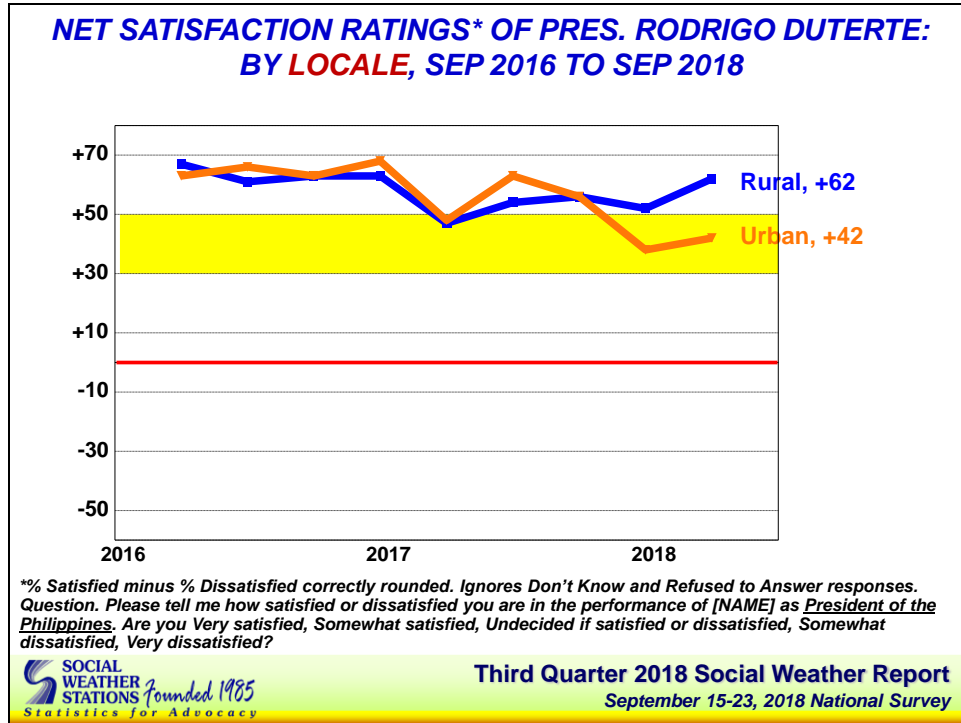


Chart 6

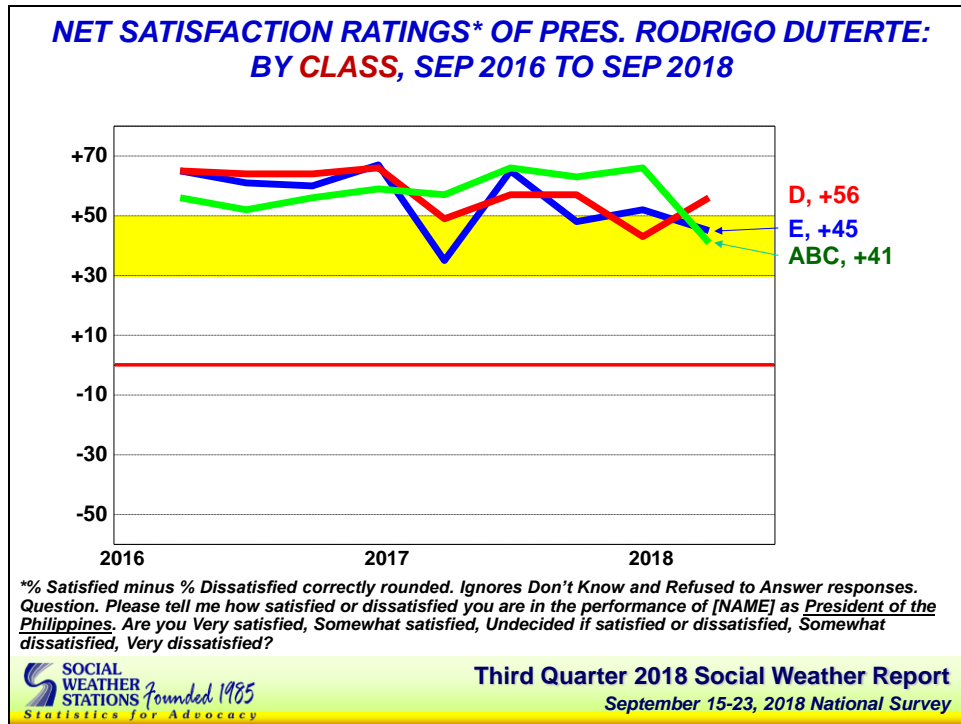


Chart 7

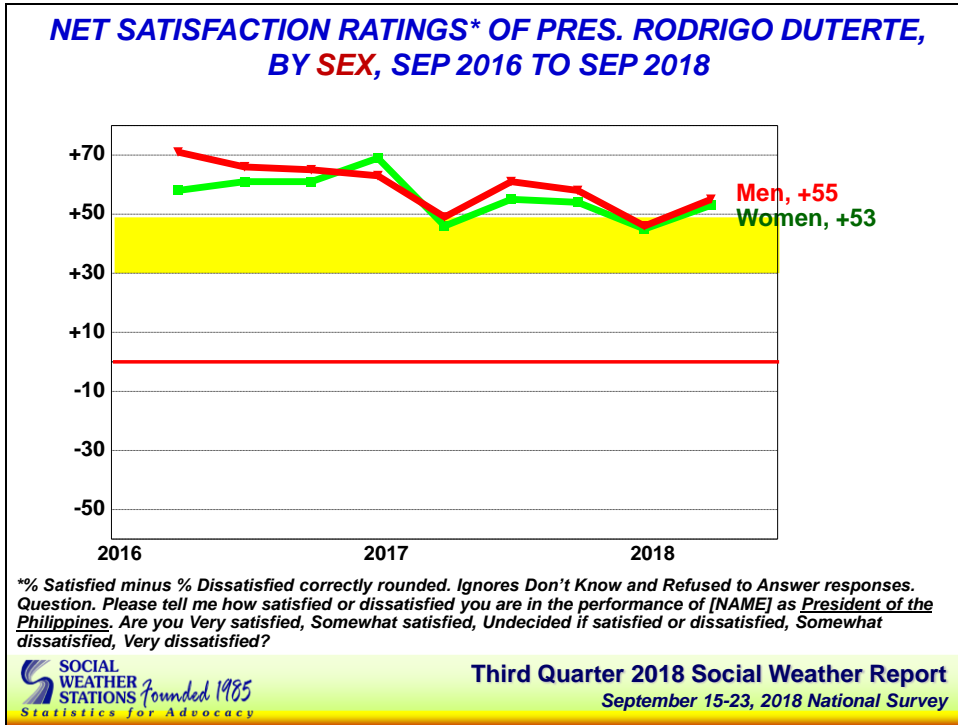


Chart 8

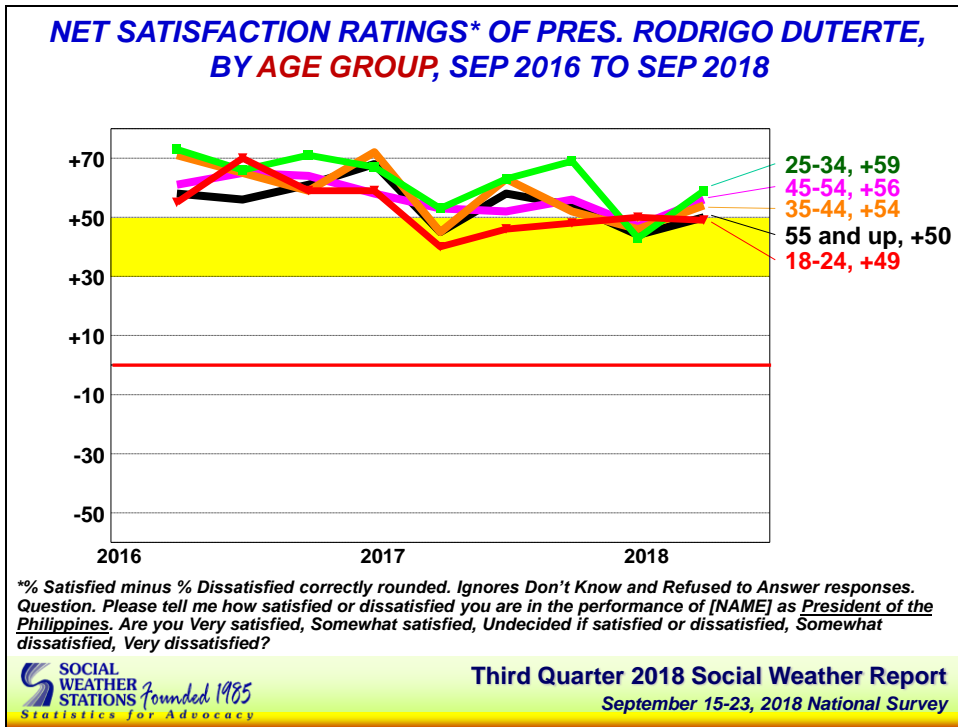


Chart 9

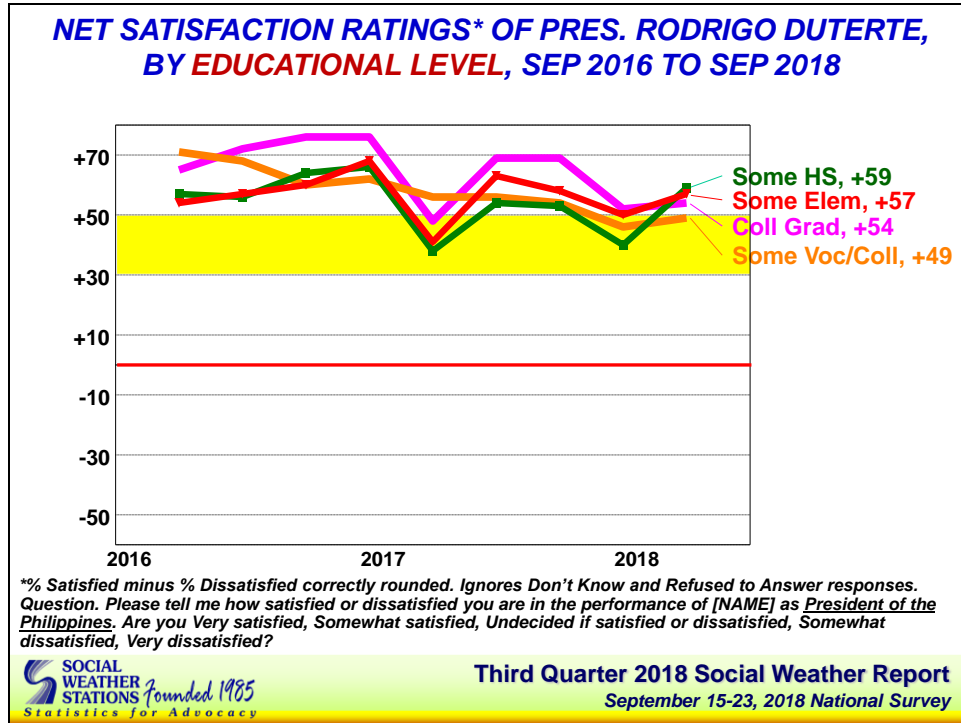


Chart 10

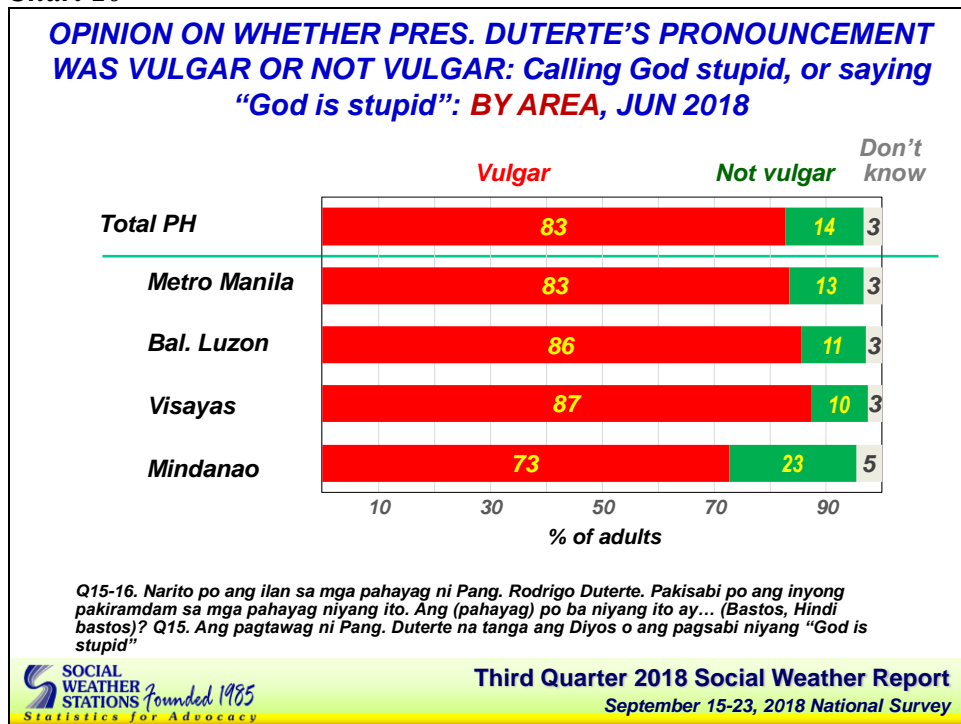
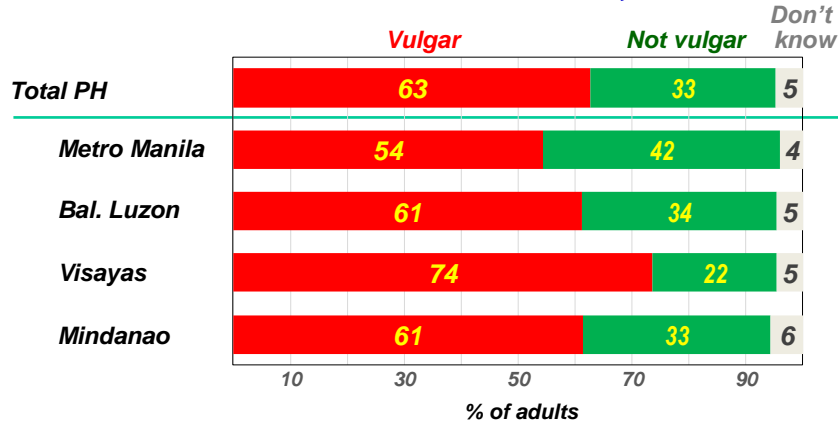


Chart 11

OPINION ON WHETHER PRES. DUTERTE'S PRONOUNCEMENT WAS VULGAR OR NOT VULGAR -- Saying there are many rape cases in Davao City because there are many beautiful women who live there: BY AREA, SEP 2018



Q15-16. Narito po ang ilan sa mga pahayag ni Pang. Rodrigo Duterte. Pakisabi po ang inyong pakiramdam sa mga pahayag niyang ito. Ang (pahayag) po ba niyang ito ay... (Bastos, Hindi bastos)? Q16. Pahayag na ang dahilan kung bakit maraming kasong rape sa Davao City ay dahil maraming mga magagandang babae na nakatira sa Davao City.