



REPERES



DG Éducation et culture
Programme pour l'éducation et
la formation tout au long de la vie



CVCE
CENTRE VIRTUEL DE LA
CONNAISSANCE SUR L'EUROPE



PARTENARIAT ÉDUCATIF GRUNDTVIG 2009-2011

World War I casualties

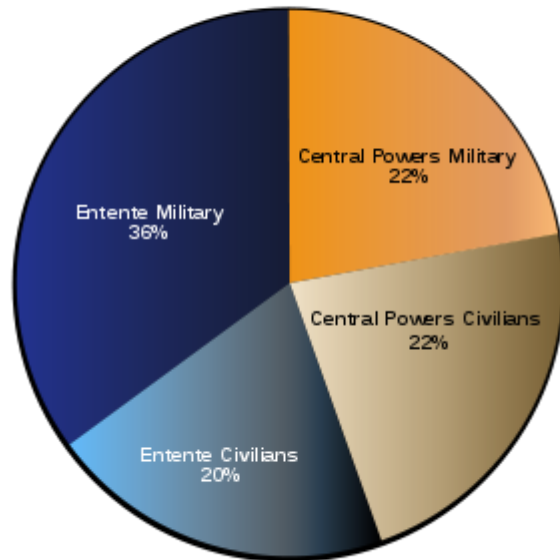
The total number of military and civilian casualties in World War I, was around 40 million. There were 20 million deaths and 21 million wounded. The total number of deaths includes 9.7 million military personnel and about 10 million civilians. The Entente Powers (also known as the Allies) lost about 5.7 million soldiers while the Central Powers lost about 4 million.

Classification of casualty statistics

Estimates of casualty numbers for World War I vary to a great extent

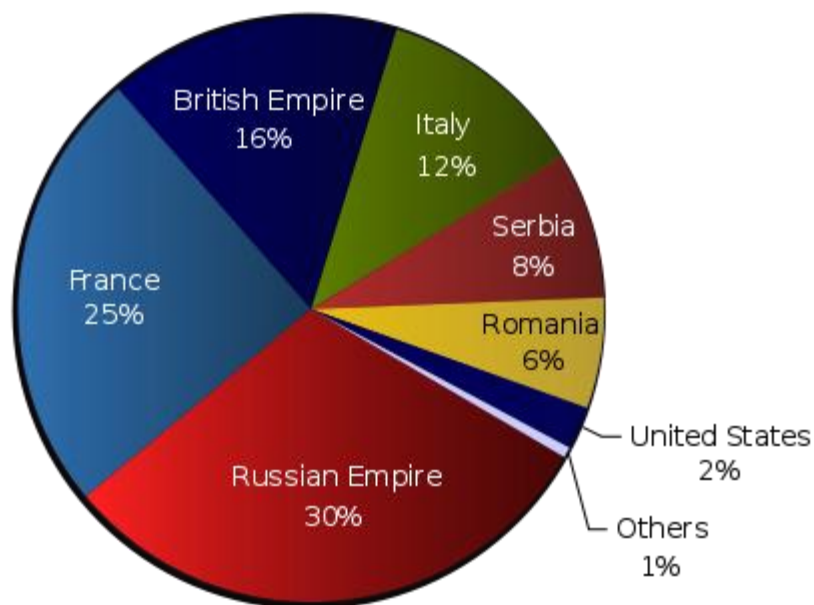
Military casualty statistics listed here include combat related deaths as well as military deaths caused by accidents, disease and deaths while prisoners of war. Most of the casualties during WWI are due to war related famine and disease. Civilian deaths due to the Spanish flu have been excluded from these figures, whenever possible. Moreover, civilian deaths include the Armenian Genocide.

World War I Deaths



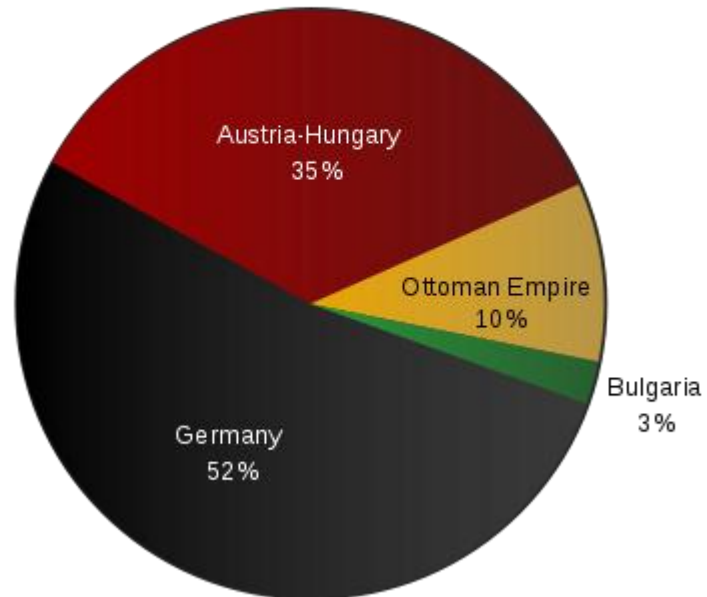
Deaths by alliance and military/civilian

World War I Military Deaths (Entente Powers)






















Deaths of the Allied powers.

World War I Military Deaths (Central Powers)



Deaths of the Central powers.

<u>Allies of World War I</u>	Population (millions)	Military deaths	Civilian deaths	Total deaths	Deaths as % of population	Military wounded
 Australia ^b	4.5	61,928		61,928	1.38%	152,171
 Canada ^d	7.2	64,944	2,000	66,944	0.92%	149,732
 Indian Empire ^g	315.1	74,187		74,187	0.02%	69,214
 New Zealand ^l	1.1	18,050		18,050	1.64%	41,317
 Newfoundland ^m	0.2	1,204		1,204	0.6%	2,314
 South Africa ^r	6.0	9,463		9,463	0.16%	12,029
 United Kingdom ^s	45.4	885,138	109,000	994,138	2.19%	1,663,435
<i>Sub-total for British Imperial Forces</i>	-	1,114,914	111,000	1,225,914	-	2,090,212
East Africa ^a				See footnote		
 Belgium ^c	7.4	58,637	62,000	120,637	1.63%	44,686
 France ^e	39.6	1,397,800	300,000	1,697,800	4.29%	4,266,000
 Greece ^f	4.8	26,000	150,000	176,000	3.67%	21,000
 Italy ^h	35.6	651,000	589,000	1,240,000	3.48%	953,886
 Empire of Japan ⁱ	53.6	415		415	0%	907
 Luxembourg ^j	0.3	See footnote				
 Montenegro ^k	0.5	3,000		3,000	0.6%	10,000
 Portugal ⁿ	6.0	7,222	82,000	89,222	1.49%	13,751
 Romania ^o	7.5	250,000	430,000	680,000	9.07%	120,000
 Russian Empire ^p	175.1	1,811,000	1,500,000	3,311,000	1.89%	4,950,000
 Serbia ^q	4.5	275,000	450,000	725,000	16.11%	133,148
 United States ^t	92.0	116,708	757	117,465	0.13%	205,690
<i>Total (Entente Powers)</i>	806.0	5,711,696	3,674,757	9,386,453	1.19%	12,809,280








<u>Central Powers</u>	Population (millions)	Military deaths	Civilian deaths	Total deaths	Deaths as % of population	Military wounded
 Austria-Hungary ^u	51.4	1,100,000	467,000	1,567,000	3.05%	3,620,000
 Bulgaria ^v	5.5	87,500	100,000	187,500	3.41%	152,390
 German Empire ^w	64.9	2,050,897	426,000	2,476,897	3.82%	4,247,143
 Ottoman Empire ^x	21.3	771,844	2,150,000	2,921,844	13.72%	400,000
<i>Total (Central Powers)</i>	143.1	4,010,241	3,143,000	7,153,241	5%	8,419,533
Neutral nations						
 Denmark ^y	2.7		722	722	0.03%	
 Norway ^z	2.4		1,892	1,892	0.08%	
 Sweden ^z	5.6	-	877	877	0.02%	
Grand total	960.0	9,721,937	6,821,248	16,543,185	1.75%	21,228,813

Table sources

The main sources used for military and civilian deaths (unless stated otherwise in the footnotes below) are as follows:

- **(en)** The Commonwealth War Graves Commission (CWGC) Annual Report 2007–2008 is the source of the military dead for the British Empire. The war dead totals listed in the report are based on the research by the CWGC to identify and commemorate Commonwealth war dead. The statistics tabulated by The Commonwealth War Graves Commission are representative of the number of names commemorated for all servicemen/women of the Armed Forces of the Commonwealth and former UK Dependencies, whose death was attributable to their war service. Some auxiliary and civilian organizations are also accorded war grave status if death occurred under certain specified conditions.
- **(en)** *Statistics of the Military Effort of the British Empire During the Great War 1914–1920*, The War Office March 1922 This official report lists 908,371 'soldiers' killed in action, died of wounds, died as prisoners of war and were missing in action in World War I. Figures for total Royal Flying Corps and Royal Air Force war dead were not given in the War Office report. The losses of Bulgaria and Portugal were also listed in the War Office report. (In: (Dans : *Statistics of the Military Effort of the British Empire During the Great War 1914-1920*, p.352-354.).)
- **(en)** *Casualties and Medical Statistics*, 1931, the final volume of the *Official Medical History of the War*, gives British Empire Army losses by cause of death. Total losses in combat theaters from 1914–1918 were 876,084, which included 418,361 killed, 167,172 died of wounds, 113,173 died of disease or injury, 161,046 missing and presumed dead and 16,332 prisoner of war deaths. These losses were not broken out for the UK and each Dominion. (In: Mitchell, p.12.).)
- **(fr)** Huber, Michel *La Population de la France pendant la guerre*, Paris 1931. This study published by the Carnegie Endowment for International Peace lists official data for war-related military deaths and missing of France and its colonies.
- **(it)** Mortara, Giorgio *La Salute pubblica in Italia durante e dopo la Guerra*, New Haven: Yale University Press 1925.²⁰ The official government Italian statistics on war dead are listed here. A brief summary of data from this report can be found online. Vol 13, No. 15
- **(en)** Uralnis, Boris *Wars and Population*, Moscow, 1971. Lists the military dead of Russia, Greece, Serbia and Montenegro. (In : Uralnis, p.209.).)
- **(de)** Heeres-Sanitätsinspektion im Reichskriegsministeriums, *Sanitätsbericht über das deutsche Heer, (Deutsches Feld- und Besatzungsheer), im Weltkriege 1914-1918*, Volume 3, Sec. 1, Berlin 1934. The official German Army medical war history listed German losses.

- **(en)** Grebler, Leo and Winkler, Wilhelm *The Cost of the World War to Germany and Austria-Hungary*, Yale University Press, 1940. This study published by the Carnegie Endowment for International Peace details the losses of Austria-Hungary and Germany in the war.
- **(en)** Erickson, Edward J. *Ordered to Die: A History of the Ottoman Army in the First World War*, Greenwood 2001, (ISBN 0313315167).
- **(fr)** Hersch, Liebmann, *La mortalité causée par la guerre mondiale*, Metron- The International Review of Statistics, 1927, Vol 7. No 1. This study published in an academic journal detailed the demographic impact of the war on France, the UK, Italy, Belgium, Portugal, Serbia, Romania and Greece.
- **(en)** Tucker, Spencer C. ed. *The European Powers in the First World War: An Encyclopedia*. This is the source for military wounded, unless stated otherwise.

The source of population data is:

- **(en)** Haythornthwaite, Philip J., *The World War One Source Book Arms and Armour*, 1993, 412 pages, (ISBN 1854091026).

Footnotes

1. Australia

Included in total are 54,000 killed or missing in action and died of wounds. The Commonwealth War Graves Commission Annual Report 2007–2008 is the source of the total 61,928 military dead. Their 'Debt of Honour Register' lists the 1.7 million men and women of the Commonwealth forces who died during the two world wars. The 1922 War Office report listed 59,330 Army war dead.

2. Belgium

The total includes 35,000 killed or missing in action and died of wounds. Official Belgian government figures for military losses in Europe were 26,338 killed, died of wounds or accidents and 14,029 died of disease or missing. The total in Europe is 40,367. In Africa: 2,620 soldiers killed and 15,560 porter deaths, for a total in the African campaign of 18,270. The combined total for Europe and Africa is 58,637. Another estimate (by the UK War Office in 1922) was 13,716 killed and 24,456 missing up until November 11, 1918. "These figures are approximate only, the records being incomplete." The U.S. War Department in 1924 estimated 13,716 killed and died.

Civilian deaths exceeded the prewar level by 92,000. 62,000 were caused by food shortages and German reprisals, and 30,000 by the Spanish Flu. Prof. John Horne estimated that 6,500 Belgian and French civilians were killed in German reprisals.

3. Canada

The total includes 53,000 killed or missing in action and died of wounds. The Commonwealth War Graves Commission *Annual Report 2007–2008* gives a total 64,944 military dead. The Canadian Virtual War Memorial contains a registry of information about the graves and memorials of Canadians and Newfoundlanders who served valiantly and gave their lives for their country. The losses for Newfoundland are listed separately on this table because it was not part of Canada at that time, but are included in the CVWM registry. The 1922 War Office report listed 56,639 Army war dead. Civilian deaths were due to the Halifax Explosion.

4. France

The total includes 1,186,000 killed or missing in action and died of wounds. The figure for total military dead of 1,397,800 is from a study published by the Carnegie Endowment for International Peace in 1931-. The total includes 71,100 French Colonial Forces, 4,600 foreign nationals, and 28,600 war-related military deaths occurring from 11/11/18 to 6/1/1919. The UK War Office in 1922 estimated French losses as 1,385,300 dead and missing, including 58,000 colonial soldiers. The U.S. War Department in 1924 estimated 1,357,800 killed and died. The names of the soldiers who died for France during World War I are listed on-line by the French government. The French encyclopedia *Quid* reports that 30-40,000 foreign volunteers from about 40 nationalities served in the French army. At the end of the war 12,000 were in the Czechoslovak Legions and the ethnic Polish Blue Army. 5,000 Italians served in a "Legion" commanded by Colonel Garibaldi. There were also 1,000 Spaniards and 1,500 Swiss in French service. 200 American volunteers served with the French from 1914-16, including the Lafayette Escadrille. Luxembourg was occupied by Germany during the war. 3,700 Luxembourg citizens served in the French armed forces. 2,800 gave their lives in the war. They are commemorated at the Gëlle Fra in Luxembourg. The French Armenian Legion served as part of the French Armed forces during the war.

Civilian deaths exceeded the prewar level by 500,000. 300,000 were caused by military operations and food shortages, and 200,000 by the Spanish Flu. Civilian dead include 1,509 merchant sailors, and 3,357 killed in air attacks and long range artillery bombardments.

5. Greece

Included in total are 11,000 killed or missing in action and died of wounds. The Soviet demographer Boris Uralan estimated total military dead of 26,000 including 15,000 deaths due to disease. Jean Bujac in a campaign history of the Greek Army in World War I listed 8,365 combat related deaths and 3,255 missing. Other estimates of Greek casualties are as follows: By UK War Office in 1922: Killed/died wounds 5,000; prisoners and missing 1,000. By US War Dept in 1924: killed and died 5,000. Civilian deaths exceeded the prewar level by 150,000, caused by food shortages and the Spanish Flu.

6. Indian Empire

The Indian Empire included present day India, Pakistan and Bangladesh. Included in total are 27,000 killed or missing in action and died of wounds. The Commonwealth War Graves Commission Annual Report 2007-2008 is the source of the total 74,187 military dead. The 'Debt of Honour Register' from the Commonwealth War Graves Commission lists the 1.7m men and women of the Commonwealth forces who died during the two world wars. The 1922 War Office report listed 64,454 Army war dead (including 2,393 British soldiers serving with the Indian forces).

7. Italy

Included in total are 433,000 killed or missing in action and died of wounds. The figure 651,000 military dead is from a 1925 Italian demographic study of war deaths based on official government data published by Yale Univ. Press. The details are as follows, Killed in action or died of wounds 378,000; died of disease 186,000 and an additional 87,000 deaths of invalids from 12 Nov. 1918 until 30 April 1920 due to war related injuries. Other estimates of Italian casualties were: by UK War Office in 1922, Dead 460,000 and by the US War Dept in 1924 650,000 killed and died. Civilian deaths exceeded the prewar level by 1,021,000. 589,000 caused by food shortages and 432,000 by the Spanish Flu, civilian deaths due to military action were about 3,400 including 2,293 by attacks on shipping, 958 during air raids and 142 by sea bombardment.

8. Japan

War dead figure of 415 is from a 1991 history of the Japanese Army. However, Michael Clodfelter reported the official toll was put at 300 KIA and noted that "A more reliable count of total Japanese military deaths from all causes lists 1,344 fatalities." Casualties reported by the US War Dept in 1924 were 300 killed and died.

9. Luxembourg remained under German control during the war. Some citizens were conscripted into the German forces. Others escaped to volunteer for the Allies. 3,700 Luxembourgian nationals served in the French Army, of whom 2,800 died. They are commemorated at the Gëlle Fra in Luxembourg.

10. Montenegro

Michael Clodfelter lists 3,000 battle deaths and 7,000 missing and POW." However, the Yugoslav government in 1924 listed 13,325 military war dead from Montenegro. Casualties Reported by the US War Dept in 1924 were 3,000 killed and died.

11. New Zealand

Included in total are 14,000 killed or missing in action and died of wounds. The Commonwealth War Graves Commission Annual Report 2007–2008 is the source of the total 18,050 military dead. The 'Debt of Honour Register' from the Commonwealth War Graves Commission lists the 1.7m men and women of the Commonwealth forces who died during the two world wars. The 1922 War Office report listed 16,711 Army war dead.

12. Newfoundland

was a separate dominion at the time, and not part of Canada.
The 1922 War Office report listed 1,204 Army war dead.

13. Portugal

Included in total are 6,000 killed or missing in action and died of wounds. Total war dead reported by British War Office were 7,022 including the following: killed and died of other causes up until January 1, 1920; 1,689 in France and 5,333 in Africa. Figures do not include an additional 12,318 listed as missing and POW. Africans are included in these figures. Another estimate of Portuguese casualties by the US War Dept in 1924 was 7,222 killed and died. Civilian deaths exceeded the prewar level by 220,000, 82,000 caused by food shortages and 138,000 by the Spanish Flu.

14. Romania

Included in total are 177,000 killed or missing in action and died of wounds. The statistic of 250,000 military dead is "The figure reported by the Rumanian Government in reply to a questionnaire from the International Labour Office". Other estimates of Romanian casualties are as follows: By UK War Office in 1922: 335,706 Killed and missing. - By US War Dept in 1924: 335,706 killed and died. Civilian deaths exceeded the prewar level by 430,000, caused by food shortages, epidemics and the Spanish Flu.

15. Russian Empire

Included in total are 1,451,000 killed or missing in action and died of wounds. The estimate of the 1,811,000 total Russian military and 1,500,00 civilian deaths was made by the Soviet demographer Boris Uralnis. Other estimates of Russian casualties are as follows: By UK War Office in 1922: Killed 1,700,000 -By the US War Dept in 1924 1,700,000 killed and died. A 2001 study by the Russian military historian G.F. Krivosheev provided these revised figures- Killed in action 1,200,000; missing in action 439,369; died of wounds 240,000, gassed 11,000, died from disease 155,000, POW deaths 190,000, deaths due to accidents and other causes.19,000. Total war dead 2,254,369. Wounded 3,749,000. POW 3,342,900. Civilian deaths from 1914–1917 exceeded the prewar level by 1,500,000 due to famine and disease and military operations. The following estimate of civilian deaths on the eastern front during World War I was made by a Russian journalist in a 2004 handbook of human losses in the 20th century. Total civilian deaths on the territory of the former Soviet Union and Poland were estimated at 1,440,000, including 460,000 due to military operations.

16. Kingdom of Serbia

Included in total are 165,000 killed or missing in action and died of wounds. The estimate of total combined Serbian and Montenegrin military losses of 278,000 was made by the Soviet demographer Boris Uralnis. Other estimates of Serbian casualties are as follows: By Yugoslav government in 1924: Killed 365,164. By UK War Office in 1922: Killed 45,000, missing 82,535. By US War Dept in 1924: 45,000 killed and died Civilian deaths exceeded the prewar level by 450,000, due to food shortages, epidemics and the Spanish Flu.

17. South Africa

Included in total are 5,000 killed or missing in action and died of wounds. The Commonwealth War Graves Commission Annual Report 2007–2008 is the source of the 9,463 total military dead.

The 1922 War Office report listed 7,121 Army war dead.

18. UK and Colonies

Included in total are 624,000 killed or missing in action and died of wounds. The Commonwealth War Graves Commission Annual Report 2007–2008 is the source of total 886,342 UK military dead (including 1,204 listed under Newfoundland) their 'Debt of Honour Register' lists the 1.7m men and women of the Commonwealth forces who died during the two world wars. The losses of Newfoundland are listed separately on this table. The official "final and corrected" casualty figures for British Army, including the Territorial Force were issued on 10 March 1921. The losses were for the period 4 August 1914 until 30 September 1919, including 573,507 "killed in action, died from wounds and died of other causes"; 254,176 missing less 154,308 released prisoners; for a net total of 673,375 dead and missing. There were 1,643,469 wounded also listed in the report. The 1922 War Office report detailed the casualties of "soldiers who lost their lives", "killed in action, died as prisoners, died of wounds and missing" from the Regular and Territorial Forces and Royal Naval Division: 702,410 from the U.K., 507 from "other colonies" and 2,393 British serving in the Indian Empire Army. The figures do not include Royal Navy war dead of 32,287 and the Merchant Navy war dead of 14,661, which were listed separately. Figures for total RAF war dead were not given in the War Office report. Civilian deaths exceeded the prewar level by 292,000. 109,000 due to food shortages and 183,577 by the Spanish Flu.

The 1922 War Office report detailed the deaths of 1,260 civilians and 310 military personnel due to air and sea bombardment of the UK. Losses at sea were 908 UK civilians and 63 fisherman killed by U-Boat attacks.

19. United States

The official figures of military war deaths listed by the US Dept. of Defense for the period ending Dec. 31, 1918 are 116,516; which includes 53,402 battle deaths and 63,114 non combat deaths. The US Coast Guard lost an additional 192 dead.. An official 1920 US Quartermaster report reports the total number of registered US graves in France; Great Britain; Belgium, Germany; Luxemburg and Italy as 75,212 {this figure includes remains removed from Europe to the United States} and that as of June 30, 1920 2,217 remains had been removed from Europe to U.S. United States estimated civilian losses include 128 killed on the RMS *Lusitania* as well as 629 Merchant Marine personnel killed on merchant ships.

20. Austria-Hungary

Included in total are 900,000 killed or missing in action and died of wounds. The figure of total estimated 1,100,000 military dead is from a study published by the Carnegie Endowment for International Peace in 1940, based on analysis of Austro-Hungarian War Dept. data. Other estimates of Austro-Hungarian casualties are as follows: By Austrian Ministry of Defense in 1938: Military dead 1,016,200. By UK War Office in 1922: Dead 1,200,00. By US War Dept in 1924: 1,200,00 killed and died ²⁵A study published by the Carnegie Endowment for International Peace in 1940 estimated civilian 467,000 deaths "attributable to war", the primary cause being famine.

21. Bulgaria

Included in total are 62,000 killed or missing in action and died of wounds. 87,500 total military war dead were reported by the Bulgarian War Office including 48,917 killed, 13,198 died of wounds, 888 accidentally killed, 24,497 died of disease, "losses during the retreat from sickness and privations were much greater than the figures they possess". The US War Dept in 1924 also listed 87,500 killed and died Civilian deaths exceeded the prewar level by 100,000 due to food shortages.

22. German Empire

Included in total are 1,796,000 killed or missing in action and died of wounds. The official German medical war history listed 2,036,897 military war dead. Including confirmed military dead from all causes: Army 1,900,876,

Navy 34,836 ,Colonial troops 1,185 and an estimated 100,000 missing and presumed dead. To these figures we must add an additional 14,000 African conscript deaths during the war. Total dead 2,050,897. Other estimates of German casualties are as follows: By UK War Office in 1922: Killed 1,808,545 exclusive of 14,000 African conscript deaths during the war. By US War Dept in 1924: 1,773,700 killed and died. Civilian deaths exceeded the pre-war level by about 700,000. The primary causes were famine during the war (424,000 deaths) and the Spanish flu (200,000 deaths). The figures of civilian war related deaths are from a study published by the Carnegie Endowment for International Peace in 1940, based on analysis of German government data. There were an estimated additional 100,000 civilian deaths during the blockade of Germany after the armistice from November 1918 until June 1919 which are not included with war losses. 720 German civilians were killed by air attacks.

23. Ottoman Empire

Ottoman military casualties listed here are from data in the Ottoman Archives which total 771,844 war dead including 243,598 killed in action, 61,487 missing action and 466,759 deaths due to disease. The number of wounded was 763,753 and POWs 145,104 Other estimates of Ottoman military casualties are as follows: By UK War Office in 1922: Killed 50,000, died wounds 35,000, died of disease 240,000. By US War Dept in 1924: 325,000 killed and died. Total Ottoman population losses from 1914–1922 were approximately 5 million including the Spanish flu deaths, the Turkish War of Independence from 1919–1922 and the Population exchange between Greece and Turkey, these other population losses are not included with the casualties of World War I. Civilian casualties include the Armenian Genocide, and it is debated if this event should be included with war losses.

24. Denmark

was neutral in the war. However, Germany at that time included part of Danish Schleswig. 30,000 men from this area served in German forces, and 3,900 were killed. These losses are included with German casualties. 722 Danish merchant sailors died, mostly due to vessels torpedoed by German submarines.

25. Norway and Sweden

were both neutral in the war. They both lost ships and merchant sailors in trading through the war zones. Norway lost about 50% of its merchant fleet, percentage-wise the highest loss of any nation's merchant fleet in World War I. 1,892 Norwegian merchant sailors died, mostly due to vessels torpedoed by German submarines. 877 Swedish merchant sailors died, mostly due to vessels torpedoed or sunk by mines.

5.- TERMS OF USE:



Teaching is first and foremost about sharing, transferring and exchanging knowledge. This presentation may be used freely in conjunction with school-based and extra-curricular training conducted on a not-for-profit basis. Please cite the source!

Note: this project has been funded with the support of the European Commission. This document reflects only the views of the author. Neither the partners nor the Commission may be held responsible for any use which may be made of the information contained herein.



REPERES



PARTENARIAT ÉDUCATIF GRUNDTVIG 2009-2011

With the cooperation of the following National Agencies:

