

WORLD ATHLETICS
CHAMPIONSHIPS
OREGON 22

Statistics Handbook




WORLD
ATHLETICS.

Edited by Mark Butler.
Produced in collaboration with ATFS.



WORLD ATHLETICS STATISTICS HANDBOOK



Front cover:
US stars of the World Championships
Dwight Phillips, Allyson Felix, Ryan Crouser & Michael Johnson
Jackie Joyner-Kersey, Carl Lewis, Gwen Torrence

Back cover:
Legend the Bigfoot, official mascot of World Athletics Championships Oregon22

Editor: Mark Butler
Produced by the World Athletics Communications Department 2022

WORLD ATHLETICS PRESIDENT'S MESSAGE

The World Championships road has finally reached the country which has been topping the medal table since Helsinki 1983, the United States. We already know that this athletics superpower will have much to celebrate when it stages the championships for the first time in Oregon, across Eugene and Springfield.

The Oregon22 Heritage Trail has already highlighted legends of the sport with a connection to the State. It is difficult to decide where to start listing statistics associated with Eugene and the University of Oregon's Hayward Field, which has housed an athletics track since 1921. The venue saw the first ever shot put further than 19 metres, while the town of Eugene was also the site of the first sub-2:40 marathon by a woman. That was 2:38:19 by Jackie Hansen in 1975, wearing shoes which she has, in 2022, donated to the World Athletics Heritage Collection. Later that year the first Prefontaine Classic meeting was staged at Eugene, named after another legendary Oregonian, Steve "Pre" Prefontaine. It was to become part of the IAAF Grand Prix, then the IAAF Golden League and now the Wanda Diamond League. In 2014, the World U20 Championships in Eugene featured a generation of champions who will now be contenders for senior global honours at the same venue.

Such facts and figures are featured throughout this book, which also gives nutshell reports from all previous World Championships. As well as the 49 new stories from Doha 2019, we show additional data from earlier years as well as the necessary adjustments resulting from three more years of doping sanctions. I hope that all this coverage will trigger good memories as well as providing a useful reference while the events of WCH Oregon22 take place. For reasons of practicality and sustainability, this is the first World Championships statistics handbook which will be available in a digital format only.

World Athletics thanks the members of the Association of Track & Field Statisticians for the years of work which go into producing a document of this nature. It would be more difficult and less enjoyable to keep track of our sport without their efforts, so it is a pleasure for us to bring that data together on the hundreds of pages which follow.

Sebastian Coe
World Athletics President

MESSAGE DU PRESIDENT DE WORLD ATHLETICS

La route des Championnats du monde rejoint enfin les États-Unis, la nation qui domine le tableau des médailles depuis Helsinki 1983. Nous savons déjà que cette superpuissance de l'athlétisme aura beaucoup à célébrer lorsqu'elle accueillera ces championnats pour la première fois dans l'Oregon, à Eugene et Springfield.

L'Oregon22 Heritage Trail a déjà mis en lumière des légendes de l'athlétisme qui ont un lien avec cet État. Il est bien difficile de décider par où commencer pour recenser les statistiques associées à Eugene et au Hayward Field de l'université de l'Oregon, laquelle dispose d'une piste d'athlétisme depuis 1921. Ce site a été le témoin du tout premier lancer de poids au-delà des 19 mètres. Quant à la ville de Eugene, elle fut le théâtre du premier marathon couru par une femme en moins de 2 h 40, en l'occurrence, Jackie Hansen avec un chrono de 2 h 38'19'' en 1975. En 2022, elle a offert à la collection du Patrimoine de World Athletics la paire de chaussures qu'elle portait à cette occasion. Par ailleurs, plus tard en cette année 1975, le premier meeting Prefontaine Classic fut organisé à Eugene, nommé en l'honneur d'une autre légende de l'Oregon, Steve « Pre » Prefontaine. Ce meeting allait ensuite faire partie du Grand Prix de l'IAAF, puis de la Golden League de l'IAAF et maintenant de la Ligue de diamant Wanda. En 2014, les Championnats du monde U20 organisés à Eugene ont vu émerger une génération de champions qui brigueront maintenant les titres de champion du monde seniors, dans ce même lieu.

Ces faits et chiffres jalonnent le présent recueil, qui inclut également des informations concises issues de toutes les précédentes éditions des championnats du monde. Outre les 49 nouveaux récits liés à Doha 2019, nous présentons des données supplémentaires provenant des années précédentes ainsi que les ajustements qui ont dû être opérés en raison des sanctions pour dopage imposées lors de ces trois années. J'espère que cet ouvrage ravivera de bons souvenirs et qu'il se révélera une précieuse source d'informations utiles tout au long des épreuves des Championnats du monde Oregon22. Pour plus de commodité et pour des raisons écologiques, il s'agit du premier recueil de statistiques sur les Championnats du monde qui ne sera disponible qu'au format numérique.

World Athletics remercie les membres de l'Association des statisticiens d'athlétisme pour les années de travail nécessaires à la production d'un tel document. Il serait plus difficile et moins agréable de suivre l'évolution de notre sport sans le fruit de leurs efforts. C'est donc un plaisir pour nous de compiler l'ensemble de ces données dans le présent recueil riche de quelques centaines de pages.

Sebastian Coe
Président de World Athletics

CONTENTS

WORLD ATHLETICS PRESIDENT’S MESSAGE	2
CONTENTS	3
ACKNOWLEDGEMENTS & NOTES (including rule numbers)	5
NOTES ON CONTENTS	8
OUTRIGHT WORLD RECORDS	13
WORLD CHAMPIONSHIPS RECORDS	16
BEST PERFORMANCES WITHIN COMBINED EVENTS	17
WORLD BEST PERFORMANCES SINCE 2000	18
WORLD CHAMPIONSHIPS FACTS & FIGURES	19
Superlatives	26
Performance Trends	27
Multiple Medallists	35
Most Appearances	40
Youngest & Oldest	46
Placing Tables	51
Major Records Set	81
Doping Violations at World Championships	87
RESULTS FROM PAST MAJOR CHAMPIONSHIPS	
World Championships (complete results)	95
World Athletics Age Group Grand Slams	412
World Athletics Series	413
Olympic Games (medallists, placing tables, doping violations & Youth Olympics)	483
World University Games	518
WORLD AND CONTINENTAL RECORDS	
Men	527
Women	540
World Indoor (senior, under-20 & under-18 bests)	553
World Age Bests	556
COUNTRY INDEX	567
MEN’S LISTS	
All-Time World Lists	625
National Records	655
Best National Placings	703
Progression of Official World Records	724
Best Three by Year 1970-2021	745
WOMEN’S LISTS	
All-Time World Lists	769
National Records	799
Best National Placings	844
Progression of Official World Records	862
Best Three by Year 1970-2021	878

TABLE DES MATIÈRES

MESSAGE DU PRÉSIDENT DE WORLD ATHLETICS	2
TABLE DES MATIÈRES	3
REMERCIEMENTS ET NOTES (y compris les numéros de règles).....	5
NOTES SUR LE CONTENU	8
RECORDS DU MONDE ABSOLUS	13
RECORDS DES CHAMPIONNATS DU MONDE D'ATHLÉTISME	16
MEILLEURES PERFORMANCES DANS LES ÉPREUVES COMBINÉES	17
MEILLEURES PERFORMANCES MONDIALES DEPUIS 2000	18
CHAMPIONNATS DU MONDE D'ATHLÉTISME – FAITS ET CHIFFRES	19
Points marquants.....	26
Les tendances des performances.....	27
Le plus grand nombre de médailles.....	35
Le plus grand nombre de participations.....	40
Les plus jeunes et les plus âgés.....	46
Tableaux des classements.....	51
Records majeurs établis.....	81
Infractions aux Règles Antidopage aux Championnats du monde.....	87
RESULTATS DES PRINCIPAUX CHAMPIONNATS	
Championnats du monde (résultats complets).....	95
Victoires dans toutes les catégories d'âges.....	412
Série mondiale d'athlétisme.....	415
Jeux Olympiques (médaillés, tableaux des classements, violations aux règles antidopage & JO de la Jeunesse) ...	483
Jeux mondiaux universitaires.....	518
RECORDS DU MONDE ET RECORDS CONTINENTAUX	
Hommes.....	527
Femmes.....	540
Mondiaux d'athlétisme en salle (seniors, moins de 20 ans, moins de 18 ans).....	553
Meilleures performances mondiales par âge.....	556
DONNÉES PAR PAYS	567
LISTES DES PERFORMANCES MASCULINES	
Liste des meilleures performances mondiales de tous les temps.....	625
Records nationaux.....	655
Meilleurs classements par pays aux Championnats du monde.....	703
Progression des Records du monde officiels.....	724
Les trois meilleurs athlètes par année 1970-2021.....	745
LISTE DES PERFORMANCES FÉMININES	
Liste des meilleures performances mondiales de tous les temps.....	769
Records nationaux.....	799
Meilleurs classements par pays aux Championnats du monde.....	844
Progression des Records du monde officiels.....	862
Les trois meilleurs athlètes par année 1970-2021.....	878

ACKNOWLEDGMENTS & NOTES

These are the 18th World Championships, and so this is the 18th World Athletics Statistics book for the championships. It is goodbye to our traditional coloured paper pages, because this is the first digital only edition. At 898 pages it is the largest ever, containing coverage of what were an exceptional World Championships at Doha in 2019. As we are at Oregon22 and not Oregon21 as originally planned, there are three year's worth of new records, list entries and doping tweaks, though only two World Championship podiums, both from 2013, have needed to be cleansed of a doping violator since the last edition of this book.

Included here are around 1400 national records which have been set across 2020-2022. Many of these are in distance and hurdle events where new shoe and track technology have undoubtedly boosted performance levels. Besides the Doha reports, new statistics include records lists for the 35 kilometres walk, though official world records have yet to be established on the event. We have additionally included the outgoing 50 kilometre walk in the national records list as many, sadly, will be the last records ever set at that event. Thanks to French expert Pierre-Jean Vazel we have been able to include more official and unofficial (but accurate) biomechanical timings in events up to 400 metres. For the first time, we show the precisely timed halves of the women's 400m in Helsinki 1983, which featured the first world record at the World Championships. I was lucky enough to witness both that and the same race at Doha 2019. Now we can see that the two winning performances, 36 years apart, were unusually similar in execution. We are still on the look out for more of this fascinating data, particularly for 1983 when the exquisite Czechoslovak film "Technika mistrů - MS 1983" (Technique of Champions - World Championships 1983) must surely have been accompanied with some sort of report. I hope that future editors of this book might track it down.

I am much obliged to the main contributors to this book. Thomas Magnusson for the painstaking work of computing and updating placing tables and working out the oldest, youngest and most successful, by athlete, event and country. Winfried Kramer and his team for the unique sets of national records, most of which will not be applicable at world championship level, but are fascinating reading for athletics browsers. Richard Hymans for his reporting on past championships and his historical expertise. Peter Matthews (lists), György Csiki (area records) and Robert Martin (age records) have again come up with new versions of their existing compilations. I am obviously grateful to World Athletics (especially the departments of Competitions and Communications), the Athletics Integrity Unit, European Athletics, and the International Olympic Committee. The same goes for Delta Tre Informatica, Dentsu Inc., Seiko and ST Sportservice GmbH.

I have relied on many websites besides worldathletics.org. In particular tilastopaja.org (Mirko Jalava), all-time-athletics.com (Peter Larsson), arrs.run (Andy Milroy & Juraj Gasparovic), www.atleticalive.it, www.marciadalmondo.com, iau-ultramarathon.org, statistik.d.u.v.org (DUV Marathon Statistics). Also "EME News", "Athletics International" (Peter Matthews), "Race Results Weekly" (David Monti), "Track & Field News" and "AW." There are many individuals who have helped in general: Luciano Barra, Alfredo Sánchez Barrios, Liz Birchall, Athanassios Bissas, Thomas Byrne, Thomas Conostas, Justin Kuo, Hilary Evans, Carole Fuchs, Ryan Goad, Andrea Guglielmino, Bob Hersh, E. Garry Hill, Ian Hodge, Paul Jenes, Hugh Jones, A Lennart Julin, Fivos Karvellas, Georges Keppler, Nikos Kriezis, Carolyn Launois, Nicolas Launois, Steve Landells, Siegfried Lindstrom, Neil Loft, Bill Mallon, Stuart Mazdon, Mark Milde, Andy Milroy, Phil Minshull, Jon Mulkeen, Pierce O'Callaghan, Salih Münir Yaraş, Walt Murphy, Ken Nakamura, Yoshimasa Noguchi, Bob Ramsak, Michelle Sammet, Kevin Saylor, Stavros Spyrou, Sergey Tikhonov, Gabriel Tissot, Alp Ulagay, Hans Van Kuijen, Pierre-Jean Vazel, Miguel Villaseñor, Stuart Weir, Jess Whittington, Helmut Winter, Luis Vinker.

I finish with a special mention of the late Mel Watman, who wrote the reports here for Athens 1997 and Seville 1999 and gave me ideas for countless others. It was Mel's writing and books which got me seriously hooked on the sport, and I would never have even attempted to edit a book of this nature without the benefit of his inspiration.

The views expressed as part of the compilations contained in this book are not necessarily those of World Athletics.

Mark Butler (Editor) – mbutler@worldscope.eu

Please send any requests for past books to:

World Athletics • 6-8, Quai Antoine 1er • BP 359 • MC 98007 • Monaco Cedex
Telephone: +377 93 10 88 88; Telefax: + 377 93 15 95 15; email: headquarters@worldathletics.org

Detailed Acknowledgments:

World Championship Superlatives: Tomas Magnusson and Mark Butler; *Results From Past Major Championships:* Eduardo Biscayart, Robert Blaho, Mark Butler, Josep Corominas, Richard Hymans, Akira Ito, Paul Jenes, Alfons Juck, Paavo Komi, Benoît Laruel, Raul Leoni, Børre Lilloe, Bernard Linley, Imre Mátraházi, Fletcher McEwen, Bob Sparks, Pierre-Jean Vazel, Stuart Weir. Bulletin of Studies in Athletics of JAAF, Carnegie School of Sport, Charles University (Prague), Der Leichtathletik, Göteborgs Posten, IAF Scientific Report on the 2nd World Championships In Athletics Rome 1987 (Second edition), Korean Institute of Sports Science, Korean Society for Sports Biomechanics, Leeds Beckett University, Legkaya Atletika, New Studies in Athletics, Scientific Research Project of German Athletics Federation

World & Continental Records: Peter Matthews and Robert Wilson, Imre Mátraházi, The Analytical Distance Runner (Ken Young), Carole Fuchs, Yves Pinaud, Gert le Roux (Africa), Heinrich Hübbling & Yoshimasa Noguchi (Asia), Mirko Jalava & Chiheb Kaibi (Europe), Luis Vinker & Eduardo Biscayart (South America), Andy Carr, Justin Kuo, Lil Mahoney, Jennifer Nanista Stephens & Tracy Sundlun (North America), Paul Jenes, Fletcher McEwen, Ronda Jenkins, Yvonne Mullins & Brian Roe (Oceania); Nestor Calixto, Bernard Linley (Central America & Caribbean); Association of Road Running Statisticians (ARRS), Ken Young, Andy Milroy, Marty Post, Paul Farmer, Marianne Caponi (Road racing), Running USA and Ryan Lampaa (Road racing); Michel Saint-Raymond, Ken Nakamura, Andreas Hediger, Mark Milde, Jörg Wenig, Sergey Tikhonov, David Monti, Peter Connerton. *Superlatives, Multiple Medallists, Most Appearances, Youngest & Oldest, Placing Tables, Country Index:* Tomas Magnusson; *All-Time World Lists:* Peter Matthews, Richard Hymans

National Records: National Records: Chief compiler & co-ordinator: Winfried Kramer - Kohlrodweg 12, 66539 Neunkirchen-Kohlhof, Germany.


Main Compilers:

Heinrich Hübbling	Haaksbergener Str. 25, 48691 Vreden, Germany (HHubbling@t-online.de)
Winfried Kramer	Kohlrodweg 12, 66539 Neunkirchen-Kohlhof, Germany (kramer@saar.de)
Steffen Stübe	Hafenstrasse 22a, 18273 Güstrow, Germany (steffenstuebe@aol.com)

Special thanks to: Gregor Gladzikowski, Mirko Jalava, Peter Matthews, Reynold O'Neal, Luis Vinker and Miguel Villaseñor (compiler of mixed 4x400m relay records), and in particular to Luigi Mengoni, the founder of this project. Jürgen Schmidt helped build up the database. We are obliged to thank also:

Abdulwahab, Amatya, Angelovski, Ariyamongkol, Baronet, Bordoli, Boubakeur, Bouillé, Calixto, Carvalho, Cedeno, Correa, Chung Young-Hoon, Clemente, Constatas, Cornelius, Diaz, Eiger, El-Khoury, Endjärv, Fernandez Canet, Fields, Finisterre, Francis, Ms. Fuchs, Gajic, Gessner, Gjerde, Glenza, Gomis, Gordon, Graf, Heilrath, Hejda, Hernandez, Hoang Min Quyet, Ms. Hung, Husain Ali, Hymans, Jenes, Jonik, Joof, Juck, Kalhara, Karamata, Kachkivskyi, Klvana, Kök, Kondrat, Kwenha, Larsson, Leoni, Lilloe, Linley, Little, McCarthy, Majed, Mikulec, Minshull, Mirzoev, Misiunas, Molina Mora, Monti, Murali Krishnan, Nakamura, Negash, Nicholas, Noguchi, Novignon, Nujdin, Obaid, Oliver, Ondracek, Ms. Olus, O'Neal, Onishi, Pawar, Pedalo, Peternelj, Pirie, Popović, Rahmanov, Rizzoli, Rodriguez, Rossi, Saint-Raymond, Sanchez, Ms. Saneh, Shadmehr, Shahrudin, Sherbakov, Shumarin, Ms. Sibanda, Slabbert, Stagis, Tikhonov, Ms. Thobi, Tummolo, Urban, Umaryono, Vangelov, van Kuijen, Villaseñor, von Holtz, Washif, Zoorigtbaatar. Thanks also to the World Athletics and its member federations which supplied records lists.

Best National Placings: Tomas Magnusson with thanks to Carole Fuchs and Andrew Owusu; *Progression of Official World Records:* Richard Hymans, Emmerich Götze, Jiri Havlin, Rob Whittingham, Imre Mátraházi and Ken Young; *Best Three By Year 1970-2021:* Györgi Csiki, Richard Hymans & Martin Rix. Details of World Athletics Series: World Athletics Competitions Department; Production & Translations: Nicole Jeffrey, Yannis Nikolaou & Nathalie Renevier-Durot; Technical Data: Carlo De Angeli, Mónica Gómez Fernández & Imre Mátraházi; Logos & mascots: Carlotta Breda, Maria Ramos & Dentsu Inc. (Alexandra Fuchs). Thank you to all those who sent corrections to the 2019 edition, including Gianfranco Colasante, Hans Dahlén, Andrea Guglielmino, E. Garry Hill, Phil Minshull, Saraboji Ramesh & Chris Turner.



**WORLD
ATHLETICS™**

World Athletics Council 2019 – 2023

President

Sebastian Coe (GBR)

Senior Vice-President

Sergey Bubka (UKR)

Vice-Presidents

Geoff Gardner (NFI)

Nawaf Al Saud (KSA)

Ximena Restrepo (COL)

Individual Members

Alberto Juantorena Danger (CUB)

Nawal El Moutawakel (MAR)

Abby Hoffman (CAN)

Dahlan Al Hamad (QAT) – Asia*

Hamad Kalkaba Malboum (CMR) – Africa*

Anna Riccardi (ITA)

Sylvia Barlag (NED)

Hiroshi Yokokawa (JPN)

Antti Pihlakoski (FIN)

Adille Sumariwalla (IND)

Nan Wang (CHN)

Willie Banks (USA)

Raul Chapado (ESP)

Dobromir Karamarinov (BUL) – Europe*

Beatrice Ayikoru (UGA)

Mike Sands (BAH) – NACAC*

Hélio Gesta De Melo (BRA) – South America*

Robin Spong Eugenio (NMI) – Oceania*

Renaud Lavillenie (FRA) – Athletes' Commission Chairperson

Valerie Adams (NZL) – Athletes' Commission Representative

**Area representative*

Notes On Contents

General Abbreviations & Symbols

A	mark made at altitude higher than 1000m	PV	pole vault
a	automatically timed	Q	qualifying competition
c	separate competitions in same meeting	qf	quarter final
cm	centimetre	r	race
Dec	decathlon	R	relay
DNF/dnf	did not finish	s/sf	semi final
DNS/dns	did not start	SP	shot put
DQ/dq	disqualified	St	steeplechase
DR	Democratic Republic	TJ	triple jump
DT	discus throw	w	wind assisted
g	gram	x	failure in vertical jumps
H/Hep	heptathlon	y	yards or mark made at yard distance
h/ht	heat number	+	en route to a longer distance or or men's heptathlon during an octathlon
HJ	high jump	=	tie
HT	hammer throw	§	mixed nationality
i	indoor mark		
J	mark made in jump-off		
JT	javelin throw		
kg	kilograms		
km	kilometres		
lb	pound (2.203kg)		
LJ	long jump		
M	multi-event competition (or One Mile)		
m	metres (or manual timing)		
mx	mixed competition		
Nat	nationality		
NH	no height		
NM	no mark		
o	clearance in vertical jumps		
OT	oversized track (> 200m in circumference)		
PDR	People's Democratic Republic		
P/Pen	pentathlon		
Pos	position		
PR	People's Republic		

Area Groups

APA	Asia-Pacific
ASI	Asia
AFR	Africa
EUR	Europe
NAM	North America
CAC	Central America & Caribbean
OCE	Oceania
SAM	South America

Athletes' Names

In this book, we have attempted to use the most generally understandable, recognisable and pronounceable versions of athletes' names, in accordance with the policy of the ATFS. In general, we strive to use the names the athletes may actually want to use, which may well not agree with those given on entry forms and/or passports. For instance with Belarusian and Ukrainian names we have sometimes used Russian transliterations for older athletes. So we have Sergey Bubka not Serhiy, Vladimir Golubnichiy, not Volodymyr Holubnichiy and Andrey Kravchenko, not Andrei Krauchanka, etc. Corrections and comments are welcomed.

City Names

In keeping with ATFS policy, native spelling is used for the names of cities given in lists in this book. In text, the English (or French) version of the name is used.

Technical Data (from World Athletics Competition and Technical Rules 2020 Edition)

Event		Senior Men	Senior Women
3000m Steeplechase	Number of Hurdles	28 (4 each lap)	28 (4 each lap)
	Height	91.4cm (±3mm)	76.2cm (±3mm)
	Minimum Width	3.94m	3.94m
	Cross-section of Top of Barrier	12.7cm square	12.7cm square
	Number of Water Jumps	7 (1 each lap)	7 (1 each lap)
	Length of Water Jump	3.66m (±2cm)	3.66m (±2cm)
	Width of Water Jump	3.66m (±2cm)	3.66m (±2cm)
	Water depth at Barrier	50-70cm	50-70cm
	Length of Lap with inside Water Jump	396.084m	396.084m
100m Hurdles	Number of Hurdles	-	10
	Height	-	83.8cm (±3mm)
	Start to First Hurdle	-	13m
	Between Hurdles	-	8.5m
110m Hurdles	Last Hurdle to Finish	-	10.5m
	Number of Hurdles	10	-
	Height	106.7cm (±3mm)	-
	Start to First Hurdle	13.72m	-
400m Hurdles	Between Hurdles	9.14m	-
	Last Hurdle to Finish	14.02m	-
	Number of Hurdles	10	10
	Height	91.4cm (±3mm)	76.2cm (±3mm)
High Jump	Start to First Hurdle	45m	45m
	Between Hurdles	35m	35m
	Last Hurdle to Finish	40m	40m
	Crossbar Length	4.00m (±2cm)	4.00m (±2cm)
Pole Vault	Crossbar Weight	Up to 2kg	Up to 2kg
	Landing Area (minimum)	6m x 4m x 70cm	6m x 4m x 70cm
	Crossbar Length	4.50m (±2cm)	4.50m (±2cm)
Shot Put	Crossbar Weight	Up to 2.25kg	Up to 2.25kg
	Landing Area (minimum)	6m x 6m x 80cm	6m x 6m x 80cm
	Take-off Board Length	1.22m (±1cm)	1.22m (±1cm)
	Take-off Board Width	20cm (±2mm)	20cm (±2mm)
Discus Throw	Plasticine Board Width	10cm (±2mm)	10cm (±2mm)
	Pit Width	2.75-3m	2.75-3m
	Weight	7.26kg	4kg
	Diameter	110-130mm	95-110mm
Hammer Throw	Sector Angle	34.92°	34.92°
	Circle Diameter	2.135m (±5mm)	2.135m (±5mm)
	Stop Board Height	10cm (±2mm)	10cm (±2mm)
	Stop Board Length	1.21m (±1cm)	1.21m (±1cm)
Javelin Throw	Weight	2kg	1kg
	Diameter	219-221mm	180-182mm
	Sector Angle	34.92°	34.92°
	Circle Diameter	2.5m (±5mm)	2.5m (±5mm)
Relays	Weight	7.26kg	4kg
	Diameter of Head	110-130mm	95-110mm
	Length	Up to 1.215m	Up to 1.195m
	Sector Angle	34.92°	34.92°
Relays	Circle Diameter	2.135m (±5mm)	2.135m (±5mm)
	Weight	800g	600g
	Length	2.6-2.7m	2.2-2.3m
	Sector Angle	28.96°	28.96°
Relays	Baton Length	28-30cm	28-30cm
	Baton Weight	Not less than 50gm	Not less than 50gm
	Length of Takeover Zone	30m	30m
	Baton Diameter	4cm (±2mm)	4cm (±2mm)

Rule numbers applicable to in-competition warnings and/or disqualifications

Rules as set out in World Athletics pdfs C1.1 - Competition Rules and C2.1 - Technical Rules as at May 31, 2022

CR = Competition Rule • TR = Technical rule • Equivalent old (2018-2019) rule number in parantheses

CR18.5	(125.5)	Unsporting manner / improper conduct
TR4.4.1	(142.4a)	No show of confirmed athlete
TR4.4.2	(142.4b)	No show of qualified athlete
TR4.4.3	(142.4c)	Competing without bona fide effort
TR5.11	(143.11)	Not complying with the clothing / shoes / bib rules
TR6.3.1	(144.3a)	Pacing
TR6.3.2	(144.3b)	Use of electronic device
TR6.3.3	(144.3c)	Use of technology or appliance
TR6.3.4	(144.3d)	Use of mechanical aid
TR6.3.5	(144.3e)	Provision of advice or other support by an official of the competition
TR6.3.6	(144.3f)	Receiving physical support from another athlete
TR7.2	(145.2)	Disqualification from further events [due to CR18.5 (125.5), including TR16.5 (162.5)]
TR16.5.1	(162.5a)	Aborting the start without valid reason
TR16.5.2	(162.5b)	Delaying the start
TR16.5.3	(162.5c)	Disturbing the start
TR16.8	(162.8)	False start
TR17.2.2	(163.2b)	Jostling / obstruction
TR17.3.1	(163.3a)	Lane infringement (exceptions listed under TR17.4)
TR17.3.2	(163.3b)	Infringement of the inside border (exceptions listed under TR17.4)
TR17.5	(163.5)	Leaving the assigned lane / track before the breakline / breakpoint
TR17.6	(163.6)	Continuing in the race after voluntarily leaving the track
TR22.6	(168.6)	Not going over each hurdle
TR22.6.1	(168.7a)	Trailing leg at hurdle clearance below the horizontal plane of the top of the hurdle (events up to 400m)
TR22.6.2	(168.7b)	Knocking down / displacing a hurdle in an illegal way
TR22.6.3	(168.6)	Knocking down / displacing a hurdle in another lane (in such a manner to affect other athletes)
TR23.7	(169.7)	Not going over each hurdle / the water jump
TR23.7.1	(169.7a)	Stepping beside the water jump
TR23.7.2	(169.7b)	Trailing leg at hurdle clearance below the horizontal plane of the top of the hurdle (Steeplechase)
TR24.6.1	(170.6a)	Running without the baton / finishing the race without the baton
TR24.6.2	(170.6b)	Fault at carrying the baton (e.g. using gloves or substances on hand)
TR24.6.3	(170.6c)	Fault at recovering a dropped baton
TR24.7	(170.7)	Passing the baton outside the takeover zone (early / late takeover)
TR24.8	(170.8)	Infringement of TR 17.3 / impediment at takeover
TR24.9	(170.9)	Taking the baton from another team
TR24.10	(170.10)	Running more than one leg / using more than four substitutes
TR24.11	(170.11)	Late confirmation / changing team composition and/or running order
TR24.13	(170.13)	Leaving the assigned lane early before the breakline (4x200m Relay)
TR24.14	(170.14)	Leaving the assigned lane early before the breakline (Medley Relay)
TR24.15	(170.15)	Leaving the assigned lane early before the breakline (4x400m Relay)
TR24.16.1	(170.16a)	Leaving the assigned lane early before the breakline (4x800m Relay)
TR24.19	(170.19)	Starting outside the takeover zone
TR24.20	(170.20)	Exchanging positions before takeover (4 x 400m Relay)
TR24.21	(170.21)	Jostling / obstruction at takeover
TR39.8.3	(200.8c)	False start (Combined Events)
TR44.6	(214.6)	Leaving the assigned lane before the breakline (Indoor)
TR48.4	(218.4)	Exchanging positions before takeover (4 x 200m, 4 x 400m, 4 x 800m) (Indoor)
TR54.7.1	(230.7a)	Repeated failure to comply with the definition of Race Walking
TR54.7.3	(230.7c)	Failing to enter the penalty zone / leaving the penalty zone early
TR54.7.5	(230.7c)	Fourth red card (when penalty zone used)
TR54.10.8	(230.10h)	Taking refreshment outside of official station / of another athlete (Race Walk)
TR54.13	(230.13)	Shortening the distance to be covered (Race Walk)
TR55.8.5	(240.8e)	Illegal action by person authorised to hand refreshment to athlete
TR55.8.6	(240.8f)	More than two team officials stationed behind drinks table and/or running beside an athlete while taking on refreshment or water
TR55.8.7	(240.8g)	Carrying refreshment or water NOT from the start or collected or received at an official station (Road Running)
TR55.8.8	(240.8h)	Taking refreshment outside of official station / of another athlete (Road Running)
TR55.10	(240.10)	Shortening the distance to be covered (Road Running)

Name Changes

First, a list of leading women who because of marriage have competed under two different names. These are mostly indicated by “◊” in the all-time lists (page 769). The emboldened name (s) are those which appears in the all-time lists. Second, a list of some athletes shown in this book who have changed not only their allegiance but also their name.

WOMEN'S NAME CHANGES		NOTABLE CHANGES IN BOTH ALLEGIANCE AND NAME		
<u>Maiden</u>	<u>Married</u>	Solberg	NOR	Hattestad
Manjani	ALB/GRE	Tysse	NOR	Plätzer
Currey	AUS	Adams	NZL	Vili
Flintoff	AUS	Kirszenstein	POL	Szewińska
LaCaze	AUS	Langer	POL	Kalek
McDermott	AUS	Stepaniuk	POL	Liéwinko
McLellan	AUS	Cușmir	ROU	Stanciu
Pittman	AUS	Dinescu	ROU	Iagăr
Roberts	AUS	Ilie	ROU	Ivan
Samuels	AUS	Tacu	ROU	Crăciunescu
Woods	AUS	Tîrlea	ROU	Manolache
Miller	BAH	Storbeck	RSA	Cloete
Agletdinova	BLR	Alekhina	RUS	Bazhenova
Kisheyeva	BLR	Chizhenko	RUS	Fomenko
Mironchyk	BLR	Ivanova, Y	RUS	Sinchukova
Mitkova	BUL/TUR	Lysenko	RUS	Beloborodova
Mityeyeva	BLR	Petrova	RUS	Arkhipova
Nuneva	BUL	Galkina	RUS	Samitova
Veneva	BUL	Khanafeyeva	RUS	Agafonova
Vergova	BUL	Kornikova	RUS	Kirdyapkina
Bartonová	CZE	Khromova	RUS	Ponomaryova
Brejchová	CZE	Kuchina	RUS	Lasitskené
Kocembová	CZE	Makeyeva	RUS	Stepanova
Ptáčnicková	CZE	Motkova	RUS	Babashkina
Koivula	FIN	Nikitina, V	RUS	Komisova
Mezerette	FRA	Nikitina, L	RUS	Turchinskaya
Bleasdale	GBR	Nosova	RUS	Pechonkina
Budd	RSA/GBR	Poryvkina	RUS	Podkopayeva
Ennis	GBR	Priyma	RUS	Rigert
Ofili	USA/GBR	Ramazanova	RUS	Khmelnitskaya
Smallwood	GBR	Rodina	RUS	Gulyayeva
Anders	GDR	Safronova	RUS	Yemelyanova
Barkusky	GDR	Savinkova	RUS	Yermakova
Daute	GDR	Sergeyeva	RUS	Privalova
Dittrich	GDR	Simigina	RUS	Meleshina
Eckert	GDR	Tauryanina	RUS	Konevtsova
Gladisch	GDR	Yeremeyeva	RUS	Tinkova/ Akimova
Haupt	GDR	Zarudneva	RUS	Zaripova
Helm	GDR	Martinović	SLO	Šestak
Kämpfert	GDR	Španović	SRB	Vuleta
Kovarik	GDR	Danisová	SVK	Hrasnová
Ludwigs	GDR	Mushta	UKR	Olizarenko
Müller, P.	GDR	Stetsura	UKR	Kokonova/Khlopotnova
Oelsner	GDR	Tarnopolskaya	UKR	Pintusevich/-Block
Opitz	GDR	Tereshchuk	UKR	-Antipova
Pactz	GDR	Vladykina	UKR	Brzygina
Reichenbach	GDR	Barringer	USA	Simpson
Riefstahl	GDR	Decker	USA	Tabb/ Slaney
Sachse	GDR	DeLoach	USA	- Soukup
Schlaak	GDR	Drossin	USA	Kastor
Schoknecht	GDR	Griffith	USA	Joyner
Vater	GDR	Harper	USA	Nelson
Redetzky	GER	Hooker	USA	Myers
Knyazyeva	UKR/ISR	Howard	USA	Lowe
Foster	JAM	Johnson, S	USA	Tosta
Praught	USA/JAM	Joyner	USA	- Kersee
Graham	JAM	Madison	USA	Bartoletta
Thompson	JAM	Manning	USA	Clemons
Kulchunova	KGZ/UKR	McCall	USA	Stevens
Ikauniece	LAT	Patterson	USA	Winger
Dukhnovich	LTU	Powell	USA	Crawford
Dolzhenko	MDA/RUS	Richards, S	USA	- Ross
Marghieva	MDA	Rollins	USA	McNeal
Christensen	NOR	Ross T.	USA	Williams
		Saxer	USA	Sibears
		Stuczynski	USA	Suhr

NOTABLE CHANGES IN BOTH ALLEGIANCE AND NAME

Men

Was: William Biwott KEN
Then: İlham Tanui Özbilen TUR

Was: Albert Chepkurui KEN
Then: Ahmad Hassan Abdullah QAT

Was: Patrick Cheboto UGA
Then: Moustafa Ahmed Shebto QAT

Was: Stephen Cheron KEN
Then: Saif Saeed Shaheen QAT

Was: Abdelhak El Gorch MAR
Then: Abdulhak Zakaria BRN

Was: Amos Kibitok KEN
Then: Aras Kaya TUR

Was: Mike Kigen KEN
Then: Kaan Kigen Özbilen TUR

Was: Moses Kipchirchir KEN
Then: Moussa Omar Obaid QAT

Was: Gregory Konchellah KEN
Then: Youssef Saad Kamel BRN

Was: Elijah Kosgei KEN
Then: Majid Saeed Sultan QAT

Was: David Nyaga KEN
Then: Dahame Najem Bashair QAT

Was: Onèsphore Nkunzimana BDI
Then: Sultan Khamis Zaman QAT

Was: Dennis Sang/Keter/Kipkurui KEN
Then: Tareq Mubarak Taher BRN

Was: Sheryf El-Sheryf UKR
Then: Şeref Osmanoglu TUR

Was: Girma Shilemis ETH
Then: Selim Bayrak TUR

Was: Mert Girmalegese TUR
Then: Dmitriy Valyukevich BLR

Was: Dmitrij Val'ukevič SVK
Then: Richard Yatich KEN

Was: Richard Yatich KEN
Then: Mubarak Hassan Shami QAT

Was: John Yego KEN
Then: Belal Mansoor Ali BRN

Women

Was: Hewan Abeye ETH
Then: Elvan Abeylegesse TUR

Was: Enezenaide Gomes STP
Then: Naide Gomes POR

Was: Vivian Jemutai KEN
Then: Yasemin Can TUR

Was: Yelena Kopytova RUS
Then: Ebru Kavaklioglu TUR

Was: Lyudmila Narozhilenko RUS
Then: Ludmila Engqvist SWE

Was: Miréla Manjani ALB
Then: Miréla Tzelili GRE

Was: Karin Mey RSA
Then: Karin Melis Mey TUR

Was: Svetla Mitkova BUL
Then: Svetla Smirtaş TUR

Was: Vira Rebyrk UKR
Then: Vera Rebruk RUS

Was: Wu Xianchun CHN
Then: Jutaporn Krasaeyan THA

OUTRIGHT WORLD RECORDS

⌘ = Awaiting ratification as at May 31, 2022

MEN						Wind
100 Metres	9.58	Usain Bolt	JAM	Berlin	16 Aug 09	0.9
200 Metres	19.19	Usain Bolt	JAM	Berlin	20 Aug 09	-0.3
400 Metres	43.03	Wayde van Niekerk	RSA	Río de Janiero	14 Aug 16	
800 Metres	1:40.91	David Rudisha	KEN	London	9 Aug 12	
1000 Metres	2:11.96	Noah Ngeny	KEN	Rieti	5 Sep 99	
1500 Metres	3:26.00	Hicham El Guerrouj	MAR	Roma	14 Jul 98	
One Mile	3:43.13	Hicham El Guerrouj	MAR	Roma	7 Jul 99	
2000 Metres	4:44.79	Hicham El Guerrouj	MAR	Berlin	7 Sep 99	
3000 Metres	7:20.67	Daniel Komen	KEN	Rieti	1 Sep 96	
5000 Metres	12:35.36	Joshua Cheptegei	UGA	Monaco	14 Aug 20	
10,000 Metres	26:11.00	Joshua Cheptegei	UGA	Valencia	7 Oct 20	
One hour	21,330m	Mohamed Farah	GBR	Bruxelles	4 Sep 20	
3000 Metres Steeplechase	7:53.63	Saif Saaeed Shaheen	QAT	Bruxelles	3 Sep 04	
110 Metres Hurdles	12.80	Aries Merritt	USA	Bruxelles	7 Sep 12	0.3
400 Metres Hurdles	45.94	Karsten Warholm	NOR	Tokyo	3 Aug 21	
High Jump	2.45	Javier Sotomayor	CUB	Salamanca	27 Jul 93	
Pole Vault	6.20i	Armand Duplantis	SWE	Beograd	20 Mar 22	
Long Jump	8.95	Mike Powell	USA	Tokyo	30 Aug 91	0.3
Triple Jump	18.29	Jonathan Edwards	GBR	Göteborg	7 Aug 95	1.3
Shot Put	23.37	Ryan Crouser	USA	Eugene	18 Jun 21	
Discus Throw	74.08	Jürgen Schult	GDR	Neubrandenburg	6 Jun 86	
Hammer Throw	86.74	Yuriy Sedykh	URS	Stuttgart	30 Aug 86	
Javelin Throw	98.48	Jan Železný	CZE	Jena	25 May 96	
Decathlon	9126	Kevin Mayer	FRA	Talence	16 Sep 18	
(100m: 10.55/0.3; LJ: 7.80/1.2; SP: 16.00; HJ: 2.05; 400m: 48.42; 110mH: 13.75/-1.1; DT: 50.54; PV: 5.45; JT: 71.90; 1500m: 4:36.11)						
20,000 Metres Walk	1:17:25.6	Bernardo Segura	MEX	Bergen	7 May 94	
30,000 Metres Walk ^[1]	2:01:44.1	Maurizio Damilano	ITA	Cuneo	3 Oct 92	
35,000 Metres Walk ^[2]	-	Vacant (to be set & recognised after January 1, 2023, with minimum standard of 2:22:00)				
50,000 Metres Walk	3:35:27.2	Yohan Diniz	FRA	Reims	12 Mar 11	
4 x 100 Metres Relay	36.84	Jamaica		London	11 Aug 12	
(Nesta Carter 10.1, Michael Frater 8.9, Yohan Blake 9.0, Usain Bolt 8.8)						
4 x 200 Metres Relay	1:18.63	Jamaica		Nassau	24 May 14	
(Nickel Ashmeade 20.5, Warren Weir 19.2, Jermaine Brown 19.6, Yohan Blake 19.4)						
4 x 400 Metres Relay	2:54.29	United States		Stuttgart	22 Aug 93	
(Andrew Valmon 44.5, Quincy Watts 43.6, Butch Reynolds 43.23, Michael Johnson 42.94)						
4 x 800 Metres Relay	7:02.43	Kenya		Bruxelles	25 Aug 06	
(Joseph Mutua 1:46.73, William Yiamпой 1:44.38, Ismael Kombich 1:45.92, Wilfred Bungei 1:45.40)						
Distance Medley Relay	9:15.50	United States		Nassau	3 May 15	
(Kyle Merber 2:53.56/1200m, Brycen Spratling 45.95/400m, Brandon Johnson 1:44.75/800m, Ben Blankenship 3:51.24/1600m)						
4 x 1500 Metres Relay	14:22.22	Kenya		Nassau	25 May 14	
(Collins Cheboi 3:38.6, Silas Kiplagat 3:32.5, James Magut 3:38.8, Asbel Kiprop 3:32.4)						
Road						
5 Kilometres	12:49	Berihu Aregawi	ETH	Barcelona	31 Dec 21	
10 Kilometres	26:24	Rhonex Kipruto	KEN	Valencia	12 Jan 20	
Half Marathon	57:31	Jacob Kiplimo	UGA	Lisboa	21 Nov 21	
Marathon	2:01:39	Eliud Kipchoge	KEN	Berlin	16 Sep 18	
50 Kilometres	2:40:13⌘	Stephen Mokoka	RSA	Gqeberha	6 Mar 22	
	2:42:07	Ketema Bekele	ETH	Port Elizabeth	23 May 21	
100 Kilometres	6:09:14	Nao Kazami	JPN	Lake Saroma	24 Jun 18	
Ekiden Relay (6-stage) (5km/10km/7.195km)	1:57:06	Kenya		Chiba	23 Nov 05	
(Josphat Ndambiri 13:24/5km; Martin Mathathi 27:12/10km; Daniel Mwangi 5km/13:59; Mekubo Mogusu 10km/27:56; Onesmus Nyerre 5km/14:36; John Kariuki 7.195km/19:59)						
20 Kilometres Walk	1:16:36	Yusuke Suzuki	JPN	Nomi	15 Mar 15	
35 Kilometres Walk ^[3]	-	Vacant (to be set & recognised after January 1, 2023, with minimum standard of 2:22:00)				
50 Kilometres Walk	3:32:33	Yohann Diniz	FRA	Zürich	15 Aug 14	

Notes

- 1 30,000m track walk record "shall be deleted from the list upon ratification of the initial record for 35,000m" according to World Athletics Competition rule 32
- 2 2:31:10.5 German Skurygin RUS Izhevsk 9 Sep 01 – Best on record but below the World Athletics minimum standard of 2:22:00 and set before the World Athletics window for recognised marks
- 3 2:21:31 Vladimir Kanaykin RUS Adler 19 Feb 06 – Unratifiable: No international judges and set before the World Athletics window for recognised marks

						Wind
WOMEN						
100 Metres	10.49	Florence Griffith Joyner	USA	Indianapolis	16 Jul 88	0.0
200 Metres	21.34	Florence Griffith Joyner	USA	Seoul	29 Sep 88	1.3
400 Metres	47.60	Marita Koch	GDR	Canberra	6 Oct 85	
800 Metres	1:53.28	Jarmila Kratochvílová	TCH	München	26 Jul 83	
1000 Metres	2:28.98	Svetlana Masterkova	RUS	Bruxelles	23 Aug 96	
1500 Metres	3:50.07	Genzebe Dibaba	ETH	Monaco	17 Jul 15	
One Mile	4:12.33	Sifan Hassan	NED	Monaco	12 Jul 19	
2000 Metres	5:21.56	Francine Niyonsaba	BDI	Zagreb	14 Sep 21	
3000 Metres	8:06.11	Wang Junxia	CHN	Beijing	13 Sep 93	
5000 Metres	14:06.62	Letesenbet Gidey	ETH	Valencia	7 Oct 20	
10,000 Metres	29:01.03	Letesenbet Gidey	ETH	Hengelo	8 Jun 21	
One Hour	18,930m	Sifan Hassan	NED	Bruxelles	4 Sep 20	
3000 Metres Steeplechase	8:44.32	Beatrice Chepkoech	KEN	Monaco	20 Jul 18	
100 Metres Hurdles	12.20	Keni Harrison	USA	London	22 Jul 16	0.3
400 Metres Hurdles	51.46	Sydney McLaughlin	USA	Tokyo	4 Aug 21	
High Jump	2.09	Stefka Kostadinova	BUL	Roma	30 Aug 87	
Pole Vault	5.06	Yelena Isinbaeva	RUS	Zürich	28 Aug 09	
Long Jump	7.52	Galina Chistyakova	URS	Leningrad	11 Jun 88	1.4
Triple Jump	15.74i	Yulimar Rojas	VEN	Beograd	10 Mar 22	
Shot Put	22.63	Natalya Lisovskaya	URS	Moskva	7 Jun 87	
Discus Throw	76.80	Gabriele Reinsch	GDR	Neubrandenburg	9 Jul 88	
Hammer Throw	82.98	Anita Włodarczyk	POL	Warsawa	28 Aug 16	
Javelin Throw	72.28	Barbora Špotáková	CZE	Stuttgart	13 Sep 08	
Heptathlon	7291	Jackie Joyner-Kersey	USA	Seoul	23/24 Sep 88	
		(100mH: 12.69/0.5; HJ: 1.86; SP: 15.80; 200m: 22.56/1.6; LJ: 7.27/0.7; JT: 45.66; 800m: 2:08.51)				
Decathlon	8358	Austra Skujytė	LTU	Columbia, MO	15 Apr 05	
		(100m: 12.49/1.6; DT: 46.19; PV: 3.10; JT: 48.78; 400m: 57.19; 100H: 14.22w/2.4; LJ: 6.12/1.6; SP: 16.42; HJ: 1.78; 1500m: 5:15.86)				
10,000 Metres Walk ^[1]	41:56.23	Nadyezhda Ryashkina	URS	Seattle	24 Jul 90	
20,000 Metres Walk	1:26:52.3	Olimpiada Ivanova	RUS	Brisbane	6 Sep 01	
35,000 Metres Walk ^[2]	-	Vacant (to be set & recognised after January 1, 2023, with minimum standard of 2:38:00)				
50,000 Metres Walk ^[3]	-	Vacant (minimum standard of 4:20:00 not yet recognised)				
4 x 100 Metres Relay	40.82	United States		London	10 Aug 12	
		(Tianna Madison, Allyson Felix, Bianca Knight, Carmelita Jeter)				
4 x 200 Metres Relay	1:27.46	United States "Blue"		Philadelphia	29 Apr 00	
		(LaTasha Jenkins, LaTasha Colander-Richardson, Nanceen Perry, Marion Jones)				
4 x 400 Metres Relay	3:15.17	USSR		Seoul	1 Oct 88	
		(Tatyana Ledovskaya 50.12, Olga Nazarova 47.82, Mariya Pinigina 49.43, Olga Bryzgina 47.80)				
4 x 800 Metres Relay	7:50.17	USSR		Moskva	5 Aug 84	
		(Nadyezhda Olizarenko, Lyubov Gurina, Lyudmila Borisova, Irina Podyalovskaya)				
Distance Medley Relay	10:33.85ix	New Balance All-Stars	USA	Boston (Allston)	15 Apr 22	
		(Heather MacLean 3:14.92/1200m, Kendall Ellis 52.04/400m)				
	10:36.50	Roisin Willis		St. Pierre	4:23.60/1600m	
		United States		Nassau	2 May 15	
		(Treniere Moser 3:18.38/1200m, Sanya Richards-Ross 50.12/400m, Ajeé Wilson 2:00.08/800m, Shannon Rowbury 4:27.92/1600m)				
4 x 1500 Metres Relay	16:27.02	Nike/Bowerman Track Club	USA	Portland	31 Jul 20	
		(Colleen Quigley 4:08, Elise Cranny 4:09, Karissa Schweizer 4:06, Shelby Houlihan 4:04)				
Road/Mixed: (+ = en route to longer distance)						
5 Kilometres	14:19	Ejgayehu Taye	ETH	Barcelona	31 Dec 21	
10 Kilometres	29:14x	Yalemzerf Yehualaw	ETH	Castellón	27 Feb 22	
	29:43	Joyciline Jepkosgei	KEN	Praha	9 Sep 17	
Half Marathon	62:52	Letesenbet Gidey	ETH	Valencia	24 Oct 21	
Marathon	2:14:04	Brigid Kosgei	KEN	Chicago	13 Oct 19	
50 Kilometres	2:59:54	Desiree Linden	USA	Dorena Lake	13 Apr 21	
100 Kilometres	6:33:11	Tomeo Abe	JPN	Yubetsu	25 Jun 00	
Ekiden Relay (6-stage) (5km/10km/7.195km)	2:11:41	PR of China		Beijing	28 Feb 98	
		(Jiang Bo 15:42/5km; Dong Yanmei 31:36/10km; Zhao Fengdi 15:16/5km; Ma Zaijie 31:01/10km; Lan Lixin 15:50/5km; Li Na 22:16/7.195km)				
Road/Women Only: (none for 100km & Ekiden Relay)						
5 Kilometres	14:29	Senbere Terefi	ETH	Herzogenaurach	12 Sep 21	
10 Kilometres	30:01	Agnes Tirop	KEN	Herzogenaurach	12 Sep 21	
50 Kilometres	3:04:24	Irvette van Zyl	RSA	Gqeberha	23 May 21	
Half Marathon	65:16	Peres Jepchirchir	KEN	Gdynia	17 Oct 20	
Marathon	2:17:01	Mary Keitany	KEN	London	23 Apr 17	

Women's world records, continued**Road Walks**

20 Kilometres Walk ^[4]	1:23:49	Yang Jiayu	CHN	Huangshan	20 Mar 21
35 Kilometres Walk ^[5]	-	Vacant (to be set & recognised after January 1, 2023, with minimum standard of 2:38:00)			
50 Kilometres Walk ^[6]	3:59:15	Liu Hong	CHN	Huangshan	9 Mar 19

Notes

- 41:37.9 Gao Hongmiao CHN Beijing 7 Apr 94 – Never submitted to or ratified by World Athletics
- 3:04:47.1+ Katie Burnett USA San Diego 13 Jul 19 – Best on record but below the World Athletics minimum standard of 2:38:00 and set before the World Athletics window for recognised marks
- 4:29:45.6 Katie Burnett USA San Diego 13 Jul 19 – Best on record but below the World Athletics minimum standard of 4:20:00
- 1:23:39 Yelena Lashmanova RUS Cheboksary 9 Jun 18 – Unratifiable: Federation suspended and no international judges
- 2:38:24 Klavdiya Afanasyeva RUS Sochi 18 Feb 19 – Unratifiable: Federation suspended, no international judges and set before the World Athletics window for recognised marks
- 3:50:42 Yelena Lashmanova RUS Voronovo 5 Sep 20 & 3:57:08 Klavdiya Afanasyeva RUS Cheboksary 16 Jun 19 – Both unratifiable: Federation suspended and no international judges

UNIVERSAL (Mixed)

4 x 400 Metres Relay	3:09.34	United States	Doha	29 Sep 19
(Wil London 44.9, Allyson Felix ♀ 50.4, Courtney Okolo ♀ 50.0, Michael Cherry 44.1)				



**WORLD ATHLETICS
CHAMPIONSHIPS
OREGON 22**



Legend the Bigfoot, the official mascot of the World Athletics Championships Oregon22

“The Pacific Northwest has long been known for its natural beauty, culture, uniqueness, and love of sport. There has also long been the legend of a mysterious creature roaming the region that came to be known as Bigfoot. Legend became the logical choice for the WCH Oregon22 mascot as a character whose personality will be an extension of the event itself — tying together the location of Oregon, the venue of Hayward Field at the University of Oregon, and the sport of track and field.”

(From: Oregon22, LLC)

WORLD CHAMPIONSHIPS RECORDS

On June 1, 1993, the then IAAF General Secretary and IAAF General Director clarified that it was the policy of the IAAF to recognise "an IAAF World Championship Record" as the best performance achieved at a championship which conforms to all criteria for World Records (World Athletics Competition Rule 31) except that there is no obligatory doping control test. Therefore, wind-assisted marks (see rules 31.14.3, 31.17.2 and 31.18) should not be regarded as Championship Records

MEN						Wind
100 Metres	9.58	Usain Bolt	JAM	Berlin	16 Aug 09	0.9
200 Metres	19.19	Usain Bolt	JAM	Berlin	20 Aug 09	-0.3
400 Metres	43.18	Michael Johnson	USA	Sevilla	26 Aug 99	
800 Metres	1:42.34	Donavan Brazier	USA	Doha	1 Oct 19	
1500 Metres	3:27.65	Hicham El Guerrouj	MAR	Sevilla	24 Aug 99	
5000 Metres	12:52.79	Eliud Kipchoge	KEN	Paris (Saint-Denis)	31 Aug 03	
10,000 Metres	26:46.31	Kenenisa Bekele	ETH	Berlin	17 Aug 09	
Marathon	2:06:54	Abel Kirui	KEN	Berlin	22 Aug 09	
3000 Metres Steeplechase	8:00.43	Ezekiel Kemboi	KEN	Berlin	18 Aug 09	
110 Metres Hurdles	12.91	Colin Jackson	GBR	Stuttgart	20 Aug 93	0.5
400 Metres Hurdles	47.18	Kevin Young	USA	Stuttgart	19 Aug 93	
High Jump	2.41	Bogdan Bondarenko	UKR	Moskva	15 Aug 13	
Pole Vault	6.05	Dmitri Markov	AUS	Edmonton	9 Aug 01	
Long Jump	8.95	Mike Powell	USA	Tokyo	30 Aug 91	0.3
Triple Jump	18.29	Jonathan Edwards	GBR	Göteborg	7 Aug 95	1.3
Shot Put	22.91	Joe Kovacs	USA	Doha	5 Oct 19	
Discus Throw	70.17	Virgilius Alekna	LTU	Helsinki	7 Aug 05	
Hammer Throw	83.63	Ivan Tikhon	BLR	Osaka	27 Aug 07	
Javelin Throw	92.80	Jan Železný	CZE	Edmonton	12 Aug 01	
Decathlon	9045	Ashton Eaton	USA	Beijing	29 Aug 15	
(100m: 10.23/-0.4; LJ: 7.88/0.0; SP: 14.52; HJ: 2.01; 400m: 45.00; 110mH: 13.69/-0.2; DT: 43.34; PV: 5.20; JT: 63.63; 1500m: 4:17.52)						
20 Kilometres Walk	1:17:21	Jefferson Pérez	ECU	Paris (Saint-Denis)	23 Aug 03	
50 Kilometres Walk	3:33:12	Yohann Diniz	FRA	London	13 Aug 17	
4 x 100 Metres Relay	37.04	Jamaica		Daegu	4 Sep 11	
(Nesta Carter, Michael Frater, Yohan Blake, Usain Bolt)						
4 x 400 Metres Relay	2:54.29	United States		Stuttgart	22 Aug 93	
(Andrew Valmon 44.5, Quincy Watts 43.6, Butch Reynolds 43.23, Michael Johnson 42.94)						
WOMEN						Wind
100 Metres	10.70	Marion Jones	USA	Sevilla	22 Aug 99	-0.1
200 Metres	21.63	Dafne Schippers	NED	Beijing	28 Aug 15	0.2
400 Metres	47.99	Jarmila Kratochvílová	TCH	Helsinki	10 Aug 83	
800 Metres	1:54.68	Jarmila Kratochvílová	TCH	Helsinki	9 Aug 83	
1500 Metres	3:51.95	Sifan Hassan	NED	Doha	5 Oct 19	
3000 Metres	8:28.71	Qu Yunxia	CHN	Stuttgart	16 Aug 93	
5000 Metres	14:26.72	Hellen Obiri	KEN	Doha	5 Oct 19	
10,000 Metres	30:04.18	Berhane Adere	ETH	Paris (Saint-Denis)	23 Aug 03	
Marathon	2:20:57	Paula Radcliffe	GBR	Helsinki	14 Aug 05	
3000 Metres Steeplechase	8:57.84	Beatrice Chepkoech	KEN	Doha	30 Sep 19	
100 Metres Hurdles	12.28	Sally Pearson	AUS	Daegu	3 Sep 11	1.1
400 Metres Hurdles	52.16	Dalilah Muhammad	USA	Doha	4 Oct 19	
High Jump	2.09	Stefka Kostadinova	BUL	Roma	30 Aug 87	
Pole Vault	5.01	Yelena Isinbaeva	RUS	Helsinki	12 Aug 05	
Long Jump	7.36	Jackie Joyner-Kersey	USA	Roma	4 Sep 87	0.4
Triple Jump	15.50	Inessa Kravets	UKR	Göteborg	10 Aug 95	0.9
Shot Put	21.24	Natalya Lisovskaya	URS	Roma	5 Sep 87	
	21.24	Valerie Adams	NZL	Daegu	29 Aug 11	
Discus Throw	71.62	Martina Hellmann	GDR	Roma	31 Aug 87	
Hammer Throw	80.85	Anita Włodarczyk	POL	Beijing	27 Aug 15	
Javelin Throw	71.70	Osleidys Menéndez	CUB	Helsinki	14 Aug 05	
	76.64 ^{old model}	Fatima Whitbread	GBR	Roma	6 Sep 87	
Heptathlon	7128	Jackie Joyner-Kersey	USA	Roma	1 Sep 87	
(100mH: 12.91/0.2; HJ: 1.90; SP: 16.00; 200m: 22.95/1.2; LJ: 7.14/0.9; JT: 45.68; 800m: 2:16.29)						
10,000 Metres Walk	42:55.49	Anna-Rita Sidoti	ITA	Athína	7 Aug 97	
10 Kilometres Walk	42:13	Irina Stankina	RUS	Göteborg	11 Aug 95	
20 Kilometres Walk	1:25:41	Olimpiada Ivanova	RUS	Helsinki	7 Aug 05	
50 Kilometres Walk	4:05:56	Inês Henriques	POR	London	13 Aug 17	
4 x 100 Metres Relay	41.07	Jamaica		Beijing	29 Aug 15	
(Carrie Russell, Kerron Stewart, Schillonie Calvert, Shelly-Ann Fraser-Pryce)						
4 x 400 Metres Relay	3:16.71	United States		Stuttgart	21 Aug 93	
(Gwen Torrence 49.0, Maicel Malone 49.4, Natasha Kaiser-Brown 49.48, Jearl Miles 48.78)						
UNIVERSAL (Mixed)						
4 x 400 Metres Relay	3:09.34	United States		Doha	29 Sep 19	
(Wil London 44.9, Allyson Felix ♀ 50.4, Courtney Okolo ♀ 50.0, Michael Cherry 44.1)						

BEST PERFORMANCES WITHIN COMBINED EVENTS

MEN

DECATHLON

(Within a decathlon performance scoring more than 7000 points, or an indoor heptathlon scoring more than 5500 points, as at May 31, 2022)

						Wind
100 Metres	10.12	Damian Warner	CAN	Götzis	25 May 19	0.9
Long Jump	8.45	Simon Ehammer	SUI	Götzis	28 May 22	0.2
Shot Put	19.17	Edy Hubacher	SUI	Bern	4 Oct 69	
High Jump	2.30i	Derek Drouin	CAN	Geneva	22 Feb 13	
	2.28	Derek Drouin	CAN	Santa Barbara	7 Apr 17	
400 Metres	45.00	Ashton Eaton	USA	Beijing	28 Aug 15	
(First day score)	4747W	Dan O'Brien	USA	New York	12 Jun 91	
	4738	Dan O'Brien	USA	Knoxville	15 Jun 94	
110m Hurdles	13.36	Damian Warner	CAN	Götzis	30 May 21	0.9
Discus Throw	55.87	Bryan Clay	USA	Carson	24 Jun 05	
Pole Vault	5.76	Tim Lobinger	GER	Leverkusen	16 Sep 99	
Javelin Throw	79.80	Peter Blank	GER	Emmelshausen	19 Jul 92	
1500 Metres	3:58.7 ^[1]	Robert Baker	USA	Austin	3 Apr 80	
(Second day score)	4563	Kevin Mayer	FRA	Talence	16 Sep 18	

1 3:48.2 by Paul Cummings USA during a Decathlon of 4830 (1962 tables) at Provo on 8 Oct 76

WORLD CHAMPIONSHIP DECATHLON

						Wind
100 Metres	10.23	Ashton Eaton	USA	Beijing	28 Aug 15	-0.4
Long Jump	8.07	Tomáš Dvořák	CZE	Edmonton	6 Aug 01	0.9
Shot Put	17.54	Michael Smith	CAN	Athína	5 Aug 97	
High Jump	2.25	Christian Schenk	GDR	Roma	3 Sep 87	
400 Metres	45.00	Ashton Eaton	USA	Beijing	28 Aug 15	
(First day score)	4703	Ashton Eaton	USA	Beijing	28 Aug 15	
110m Hurdles	13.55	Frank Busemann	GER	Athína	6 Aug 97	0.8
Discus Throw	53.68	Bryan Clay	USA	Helsinki	5 Aug 05	
Pole Vault	5.50	Sébastien Levicq	FRA	Sevilla	25 Aug 99	
Javelin Throw	79.05	Niklas Kaul	GER	Doha	3 Oct 19	
1500 Metres	4:11.82	Beat Gähwiler	SUI	Tokyo	30 Aug 91	
(Second day score)	4527	Niklas Kaul	GER	Doha	4 Oct 19	

WOMEN

(Within a heptathlon performance scoring more than 5000 points, or an indoor pentathlon scoring more than 4200 points, as at May 31, 2022)

						Wind
100m Hurdles	12.54	Jessica Ennis	GBR	London	3 Aug 12	1.3
High Jump	2.02	Nafissatou Thiam	BEL	Talence	22 Jun 19	
Shot Put	20.27i ^[1]	Eva Wilms	GER	Berlin	30 Jan 77	
	17.31	Austra Skujytė	LTU	London	3 Aug 12	
200 Metres	22.30	Jackie Joyner-Kersey	USA	Indianapolis	15 Jul 88	0.0
(First day score)	4367	Jackie Joyner-Kersey	USA	Indianapolis	15 Jul 88	
Long Jump	7.27	Jackie Joyner-Kersey	USA	Seoul	24 Sep 88	0.7
Javelin Throw	60.90	Barbora Špotáková	CZE	Talence	16 Sep 12	
	64.64 ^{old model}	Tessa Sanderson	GBR	Bruxelles	12 Jul 81	
800 Metres	2:01.84	Nadine Debois	FRA	Talence	27 Sep 87	
(Second day score)	3027	Jackie Joyner-Kersey	USA	Seoul	24 Sep 88	

1 20.95 Eva Wilms FRG during a Pentathlon of 4832 points (1971 tables) at Bernhausen on 18 Jun 77

WORLD CHAMPIONSHIP HEPTATHLON

						Wind
100m Hurdles	12.58	Kendell Williams	USA	Doha	2 Oct 19	0.4
High Jump	1.95	Carolina Klüft	SWE	Osaka	25 Aug 07	
	1.95	Nafissatou Thiam	BEL	London	5 Aug 17	
	1.95	Yorgelis Rodríguez	CUB	London	5 Aug 17	
	1.95	Katarina Johnson-Thompson	GBR	Doha	2 Oct 19	
	1.95	Nafissatou Thiam	BEL	Doha	2 Oct 19	
Shot Put	17.03	Austra Skujytė	LTU	Osaka	25 Aug 07	
200 Metres	22.84	Dafne Schippers	NED	Moskva	12 Aug 13	0.0
(First day score)	4256	Jackie Joyner-Kersey	USA	Roma	31 Aug 87	
Long Jump	7.14	Jackie Joyner-Kersey	USA	Roma	1 Sep 87	0.9
Javelin Throw	58.41	Anouk Vetter	NED	London	6 Aug 17	
800 Metres	2:05.17	Nadine Debois	FRA	Roma	1 Sep 87	
(Second day score)	2916	Carolina Klüft	SWE	Helsinki	7 Aug 05	

WORLD BEST PERFORMANCES SINCE 2000

The best performances in World Championship events since January 1, 2000 as at May 31, 2022

						Wind
MEN						
100 Metres	9.58	Usain Bolt	JAM	Berlin	16 Aug 09	0.9
200 Metres	19.19	Usain Bolt	JAM	Berlin	20 Aug 09	-0.3
400 Metres	43.03	Wayde van Niekerk	RSA	Río de Janeiro	14 Aug 16	
800 Metres	1:40.91	David Rudisha	KEN	London	9 Aug 12	
1500 Metres	3:26.12	Hicham El Guerrouj	MAR	Bruxelles	24 Aug 01	
5000 Metres	12:35.36	Joshua Cheptegei	UGA	Monaco	14 Aug 20	
10,000 Metres	26:11.00	Joshua Cheptegei	UGA	Valencia	7 Oct 20	
Marathon	2:01:39	Eliud Kipchoge	KEN	Berlin	16 Sep 18	
3000 Metres Steeplechase	7:53.63	Saif Saaeed Shaheen	QAT	Bruxelles	3 Sep 04	
110 Metres Hurdles	12.80	Aries Merritt	USA	Bruxelles	7 Sep 12	0.3
400 Metres Hurdles	45.94	Karsten Warholm	NOR	Tokyo	3 Aug 21	
High Jump	2.43	Mutaz Essa Barshim	QAT	Bruxelles	5 Sep 14	
Pole Vault	6.20i	Armand Duplantis	SWE	Beograd	20 Mar 22	
	6.15	Armand Duplantis	SWE	Roma	17 Sep 20	
Long Jump	8.74	Dwight Phillips	USA	Eugene	7 Jun 09	-1.2
Triple Jump	18.21	Christian Taylor	USA	Beijing	27 Aug 15	0.2
Shot Put	23.37	Ryan Crouser	USA	Eugene	18 Jun 21	
Discus Throw	73.88	Virgilijus Alekna	LTU	Kaunas	3 Aug 00	
Hammer Throw	84.90	Vadim Devyatovski	BLR	Stayki	21 Jul 05	
Javelin Throw	97.76	Johannes Vetter	GER	Chorzów	6 Sep 20	
Decathlon	9126	Kevin Mayer	FRA	Talence	16 Sep 18	
	(100m: 10.55/0.3; LJ: 7.80/1.2; SP: 16.00; HJ: 2.05; 400m: 48.42; 110mH: 13.75/-1.1; DT: 50.54; PV: 5.45; JT: 71.90; 1500m: 4:36.11)					
20 Kilometres Walk	1:16:36	Yusuke Suzuki	JPN	Nomi	15 Mar 15	
35 Kilometres Walk	2:21:31	Vladimir Kanaykin	RUS	Sochi	19 Feb 06	
4 x 100 Metres Relay	36.84	Jamaica		London	11 Aug 12	
		(Nesta Carter, Michael Frater, Yohan Blake, Usain Bolt)				
4 x 400 Metres Relay	2:55.39	United States		Beijing	23 Aug 08	
		(LaShawn Merritt 44.35e, Angelo Taylor 44.70e, David Neville 44.16, Jeremy Wariner 43.18)				
4 x 400 Metres Relay Split	43.06	Michael Norman	USA	Sacramento	26 May 18	
WOMEN						
100 Metres	10.54	Elaine Thompson-Herah	JAM	Eugene	21 Aug 21	0.9
200 Metres	21.53	Elaine Thompson-Herah	JAM	Tokyo	3 Aug 21	0.8
400 Metres	48.14	Salwa Eid Naser	BRN	Doha	3 Oct 19	
800 Metres	1:54.01	Pamela Jelimo	KEN	Zürich	29 Aug 08	
1500 Metres	3:50.07	Genzebe Dibaba	ETH	Monaco	17 Jul 15	
5000 Metres	14:06.62	Letesenbet Gidey	ETH	Valencia	7 Oct 20	
10,000 Metres	29:01.03	Letesenbet Gidey	ETH	Hengelo	8 Jun 21	
Marathon	2:14:04	Brigid Kosgei	KEN	Chicago	13 Oct 19	
3000 Metres Steeplechase	8:44.32	Beatrice Chepkoech	KEN	Monaco	20 Jul 18	
100 Metres Hurdles	12.20	Keni Harrison	USA	London	22 Jul 16	0.3
400 Metres Hurdles	51.46	Sydney McLaughlin	USA	Tokyo	4 Aug 21	
High Jump	2.08i	Kajsa Bergqvist	SWE	Arnstadt	4 Feb 06	
	2.08	Blanka Vlašić	CRO	Zagreb	31 Aug 09	
Pole Vault	5.06	Yelena Isinbaeva	RUS	Zürich	28 Aug 09	
Long Jump	7.42	Tatyana Kotova	RUS	Annecy	23 Jun 02	2.0
Triple Jump	15.74i	Yulimar Rojas	VEN	Beograd	10 Mar 22	
	15.67	Yulimar Rojas	VEN	Tokyo	1 Aug 21	0.7
Shot Put	21.46	Larisa Peleshenko	RUS	Moskva	26 Aug 00	
Discus Throw	71.46	Valarie Allman	USA	Chula Vista	8 Mar 22	
Hammer Throw	82.98	Anita Włodarczyk	POL	Warszawa	28 Aug 16	
Javelin Throw	72.28	Barbora Špotáková	CZE	Stuttgart	13 Sep 08	
Heptathlon	7032	Carolina Klüft	SWE	Osaka	26 Aug 07	
	(100mH: 13.15/0.1; HJ: 1.95; SP: 14.81; 200m: 23.38/0.3; LJ: 6.85/1.0; JT: 47.98; 800m: 2:12.56)					
20 Kilometres Walk	1:23:39	Yelena Lashmanova	RUS	Cheboksary	9 Jun 18	
35 Kilometres Walk	2:38:24	Klavdiya Afanasyeva	RUS	Sochi	18 Feb 19	
4 x 100 Metres Relay	40.82	United States		London	10 Aug 12	
		(Tianna Madison, Allyson Felix, Bianca Knight, Carmelita Jeter)				
4 x 400 Metres Relay	3:16.87	United States		London	11 Aug 12	
		(Deedee Trotter 50.2, Allyson Felix 48.2, Francena McCorory 49.39, Sanya Richards-Ross 49.10)				
4 x 400 Metres Relay Split	47.72	Allyson Felix	USA	Beijing	30 Aug 15	
UNIVERSAL (Mixed)						
4 x 400 Metres Relay	3:09.34	United States		Doha	28 Sep 19	
		(Wil London 44.9, Allyson Felix ♀ 50.4, Courtney Okolo ♀ 50.0, Michael Cherry 44.1)				

WORLD ATHLETICS CHAMPIONSHIP FACTS & FIGURES

The participation totals here are the numbers of athletes who actually competed. Not counted are reserves, those who were declared but did not start, and competitors in exhibition veteran or paralympic events. Those disqualified for doping are counted as competitors, but not finalists.

Malmö 1976

VM i gång

THE WORLD CHAMPIONSHIPS IN WALKING

50 km 1976

**IAAF World Championship
Men's 50 Kilometre Walk**
Malmö, Sweden – September 18, 1976
Contested by **42** athletes from **20** countries
Number of countries providing:
Champions: **1**; Medallists: **3**; Top 8: **5**

After the IOC had dropped the event from the programme of the Montreal Olympics, World Athletics agreed in August 1974 that Sweden would organise a separate world championship race after the 1976 Games. The World Athletics Walking Committee agreed to Svenska Fri-Idrottsförbundet's proposal to stage the race on a 2.5km loop in Malmö.



Sittard 1980



**IAAF World Championship
Women's 3000m & 400m Hurdles**
Stadium "De Baandert"
Sittard, Netherlands – August 14-16, 1980
Contested by **42** athletes from **22** countries
Number of countries providing:
Champions: **2**; Medallists: **4**; Finalists/top 8: **12**

At the same Seoul World Athletics Council meeting of April 1978, where the 1983 World Championships were confirmed, it was also agreed that separate World Championships for the women's 3000m and 400m hurdles should be organised in 1980, along with an invitation 10,000m. Attempts to include these events at the 1980 Olympics had failed. Initially Dublin was announced as the host city, the intention being a joint meeting with that year's Irish Championships. Later in 1978, Sittard was confirmed as the venue. The national teams of the USSR, Romania and Bulgaria withdrew a few days in advance of the championships. By time the meeting took place, the IOC Programme Commission had agreed to include the events at the 1984 Olympics. They were already on the programme for Helsinki 1983.

Helsinki 1983



IAAF World Championships in Athletics (1)
Olympic Stadium
Helsinki, Finland – August 7-14, 1983
Contested by **1333** athletes from **153** countries
Number of countries providing:
Champions: **14**; Medallists: **25**; Finalists/top 8: **44**
LOC President: **Carl-Olaf Homén**
Mascot: **Lasse** (rabbit)

The April 1978 World Athletics Council meeting in Seoul featured a unanimous recommendation that a World Championships should be staged in 1983. The 19-man IAAF Council then awarded the event to Helsinki, over Stuttgart, at their Paris meeting in March 1980.

A total of 162 countries entered and though only 153 actually participated, the championships were still regarded as the most international gathering in the history of sport. The World Athletics Bulletin (Issue 43) reported that one billion viewers watched the championships every day. They joined a total seated audience of 422,402. Some 6215 telephone calls were made and 1645 fax messages were sent from the press centre during the championships. For the first time in a major contest, intermediate times over distances exceeding 800m were noted for every competitor.

A total of 200 doping control tests were made, including all medal winners plus random testing in preliminary rounds. Ninety-five per cent of all placement points were won by athletes from Europe or North America. Some tickets were as cheap as FIM 20 (\$4), yet the largest revenue item was ticket sales of FIM 18.4 million (\$3.2 million). The Finnish federation announced a profit of about \$665,000, around three times what was expected.



Rome 1987



IAAF World Championships in Athletics (2)
Olympic Stadium
Rome, Italy – August 28-September 6, 1987
Contested by **1419** athletes from **156** countries
Number of countries providing:
Champions: **14**; Medallists: **27**; Finalists/top 8: **47**
LOC President: **Giampiero Casciotti**
Mascot: **Romeo** (half wolf, half Colosseum)

Rome was selected as the 1987 venue unanimously by the World Athletics Council at their meeting in Rome in April 1983. London and Indianapolis had expressed some interest but their bids never materialised. In order to take account of late withdrawals, four athletes were allowed to be entered in each event, from which three could be declared on the eve of that event.

The International Athletic Foundation produced a colossal scientific report of the championships which proved so popular that a second edition was printed. It included 52 pages on the high jump events alone and revealed measurements of the distances horizontal jumpers took off before the edge of the board. As reported in detail on page 184, the initial result of the men's long jump featured a falsified measurement. It was officially corrected seven months later, and the bronze medal was awarded to a different athlete.

Women's races of 10,000m (track) and 10km (road walk) were staged for the first time, the former with two first-round heats. A total of 518,000 spectators attended across eight days and performed the "mexican wave" for the first time at a World Championships.



Tokyo 1991



IAAF World Championships in Athletics (3) Olympic Stadium

Tokyo, Japan – August 23-September 1, 1991

Contested by **1491** athletes from **162** countries

Number of countries providing:

Champions: **16**; Medallists: **29**; Finalists/top 8: **52**

LOC President: **Hanji Aoki**

Mascot: **Althlestar** (yellow ovoid)

Tokyo was selected ahead of Berlin, Los Angeles and Perth by the World Athletics Council at their Rome meeting in March 1987. A newly developed chipless urethane track proved fast for sprinters, hurdlers and jumpers, though was less popular with distance runners. Eighteen million dollars were spent on the opening ceremonies. These featured a cast of 3500 who performed in front of 38,526 spectators including the Emperor and Empress of Japan.

Sprinter's reaction times were revealed to the press for the first time. Photofinish images were displayed on a jumbotron screen with times (and records) confirmed within seconds. Among the statistics displayed on the brand new 20.18m x 7.36m scoreboard were three world records, all in events which featured the undisputed superstar of world athletics, Carl Lewis. He concluded "This has been the best track and field meet in history – and the best for me."

These were the final championships for the USSR and the first for a united Germany. The total attendance (581,462) exceeded that of Helsinki and Rome.



Stuttgart 1993



IAAF World Championships in Athletics (4) Gottlieb-Daimler Stadium

Stuttgart, Germany – August 13-22, 1993

Contested by **1630** athletes from **187** countries

Number of countries providing:

Champions: **20**; Medallists: **36**; Finalists/top 8: **66**

LOC President: **August Kirsch**

Mascot: **Runny** (rabbit)

The championships were staged with two years' notice, as it was only agreed to have a biennial cycle in 1991. Originally, Athens, Gothenburg, Melbourne & Stuttgart had bid for 1995. Gothenburg was chosen for that year, and Stuttgart 1993, by the World Athletics Council at Tokyo in August 1991. In response to threatened boycotts from athletes and agents who complained that no prize money would be on offer, luxury cars worth \$30,000 were given to all champions. A sound-reflecting roof proved so effective that the German competitors in the men's discus formally asked the crowd to quieter.

Some 576,918 spectators enjoyed these, the final World Championships with a rest day, the first to crown a women's champion at triple jump, and the first with athletes from South Africa. More than three million sheets of A4 were distributed at the championships, including the first ever "biographical summaries", showing data on all finalists on one or two pages. The official song "Celebrate and Win" was sung live at the opening ceremony by Ireland's double Eurovision Song Contest winner Johnny Logan.



Gothenburg 1995



IAAF World Championships in Athletics (5) Ullevi Stadium

Gothenburg, Sweden – August 4-13, 1995

Contested by **1755** athletes from **190** countries

Number of countries providing:

Champions: **24**; Medallists: **43**; Finalists/top 8: **66**

LOC President: **Bernt Gröön**

Mascot: **Kalo** (lynx)

Gothenburg was selected by the 1991 IAAF Council in August that year, in Tokyo, just before the World Championships. At the same meeting it was agreed that the championships would be staged every two years, with Stuttgart awarded the 1993 edition. There were 22 disqualifications for lane violations. The medallists' podium had no steps but was in the design of a spiral with track markings. Results were posted on the internet within a minute of becoming official. A further

service for the media was that all results were immediately distributed as electronic mail. "Journalists briefcases" were available to rent during the championships, containing a laptop, printer and mobile phone. Gothenburg had the world's highest density of mobile phones according to the Information Technology Project Manager for the championships. A wireless local area network operated with a transmission speed of 256 kilobytes per second.

An audience of 564,676 saw nine consecutive days of competition, including the first-ever World Championship 5000m for women (replacing the 3000m). A lively "Market Street" of shops and entertainment was established next to the stadium, much to the enjoyment of those attending the event. These were the last World Championships with no doping disqualifications.



Athens 1997



IAAF World Championships in Athletics (6) "Spyridon Louis" Olympic Stadium Athens, Greece – August 1-10, 1997

Contested by **1785** athletes from **197** countries

Number of countries providing:

Champions: **26**; Medallists: **41**; Finalists/top 8: **68**

LOC President: **Andreas Fouras**

Mascot: **Pegasus** (winged horse)

Mexico City was originally selected as host by the World Athletics Council in November 1994, but the city withdrew four months later for economic reasons. Fresh bids were invited and after a secret World Athletics Council ballot at Gothenburg in May 1995, Athens was awarded the event over Madrid, Helsinki, New Delhi and Stanford. The World Athletics Hymn, composed by Vangelis Odysseas Papathanassiou, was performed for the first time at the opening ceremony, staged at the historic Panathinaikon arena in front of a crowd of 59,627. That was also the venue for the finish of the marathons, taking place for the first time outside the main stadium.

Wildcard entries were introduced for defending champions, meaning they could be entered by countries on top of their usual quota. It was also agreed that host countries could enter one athlete in each event regardless of standard. In the marathons, five per country were allowed as the World Cup format was absorbed into the meeting. Monetary awards were given for the first time (\$60,000 for gold, \$40,000 for silver, \$20,000 for bronze), but only to medallists. A further \$100,000 was on offer to world record breakers, but for the first time at a World Championships, there were none. In the break between sessions, one of the swimming pools in the Olympic park was made available to all accredited media. Changing facilities, showers and free food were supplied there for the duration of the championships. More countries won titles (26) than won medals at Helsinki 1983, and the published attendance total (760,029) was also the highest ever at the time.



Seville 1999



IAAF World Championships in Athletics (7) Olympic Stadium, La Cartuja Seville, Spain – August 20-29, 1999

Contested by **1750** athletes from **200** countries

Number of countries providing:

Champions: **22**; Medallists: **42**; Finalists/top 8: **61**

LOC President: **Luis Navarrete**

Mascot: **Giraldilla** (characterisation of the weather vane on top of Seville landmark La Giralda)

Seville was awarded the championships at the World Athletics Council meeting in Turin of March 1997. The other candidates were New Delhi, Helsinki and Stanford. The Estadio de La Cartuja was custom-built for the championships in less than two years and was inaugurated with a friendly football match in May 1999, where Spain defeated Croatia 3-1. Athletics events were held at half time.

At the World Championships, the number of countries actually competing reached 200 for the first time. There was also a record number of events including three new ones for women, the pole vault, hammer throw and 20km walk (replacing the 10,000m / 10km). The timetable was contracted such that there were just four morning sessions, other than when only road races were staged. It was possible for spectators (497,484 of them) to buy "IAAF Sound Track", a radio set with headphones providing expert commentary in English and Spanish in the stadium and immediate surroundings. That commentary was also available on the World Athletics website. For the first time, the World Athletics produced, free of charge, news coverage to be distributed to all European Broadcasting Union members and world-wide through television news agencies.



Edmonton 2001



IAAF World Championships in Athletics (8) Commonwealth Stadium

Edmonton, Canada – August 3-12, 2001

Contested by **1602** athletes from **189** countries

Number of countries providing:

Champions: **23**; Medallists: **42**; Finalists/top 8: **68**

LOC Chair, Board of Directors: **Jack Agrios &**

LOC President / CEO: **Rick LaLacheur**

Mascots: **Tracker** (wolf) & **Fielder** (bear)


Edmonton overwhelmingly defeated New Delhi, Stanford and Helsinki for the championships at the World Athletics Council meeting at Monaco in November 1998. The votes were 22 for Edmonton and one each for Paris and Stanford.

The opening ceremony featured not only the finish of the men's marathon, but also ended with the largest close proximity pyrotechnics display ever to be staged in Canada. For the first time there were infield hosts describing and presenting the championship action, in front of a cumulative audience of 402,916. One of the two hosts was Jon Ridgeon, now the World Athletics Chief Executive Officer. The fight against doping took another step in Edmonton with tests for erythropoietin (EPO) being carried out for the first time at a World Championship.

The award money scale was extended to places 4-8. All of the top eight relay teams and the top six World Marathon Cup teams were also rewarded, making a total purse of \$7,186,000. A \$8M surplus from the "World's" championships was used to fund a training centre at the University of Alberta's South Campus.



Paris 2003



IAAF World Championships in Athletics (9) Stade de France

Paris Saint-Denis, France – August 23-31, 2003

Contested by **1679** athletes from **198** countries

Number of countries providing:

Champions: **23**; Medallists: **43**; Finalists/top 8: **68**

LOC President: **Jean Doussourd**

Mascot: None

At their April 2000 meeting in Paris, the World Athletics Council unanimously selected both Paris for 2003 and London for 2005. The 2003 venue was originally built for the 1998 men's FIFA (football) World Cup. Uniquely, the lower tier of the stadium was retractable, enabling re-configuration between the needs of athletics and events not requiring a track. The process took 72 hours for 15m of movement with the support of an air cushion to avoid damage to the track surface. A total of 550,132 spectators were in attendance.

A stricter false start ruling was in use for the first time at a world championships. After one transgression, whoever committed a second was automatically disqualified. For the first time, field eventers (apart from shot putters) were given a rest day before their finals. Both men's walks were won with world best performances (world records not yet being accepted in road events), but the World Athletics Council agreed to award the \$100,000 meant for official world record breakers to the two protagonists.



Helsinki 2005



IAAF World Championships in Athletics (10) Olympic Stadium

Helsinki, Finland – August 6-14, 2005

Contested by **1687** athletes from **191** countries

Number of countries providing:

Champions: **21**; Medallists: **40**; Finalists/top 8: **67**

LOC President: **Iikka Kanerva**

Mascot: **Findy** (characterisation of the tower at Helsinki's Olympic Stadium)

The 2005 World Championships had been initially assigned to London. The originally favoured venue was Wembley Stadium, but the rebuilding of that venue was not only delayed but never included provision for athletics. World Athletics accepted a proposal including a freshly-built stadium in North London, but in autumn 2001, the British government withdrew support for that project. Sheffield was offered as an alternative, but World Athletics instigated a new bidding process. At the World Athletics Council meeting in Nairobi of April 2002, six rounds of voting (including a tie-break) were required before Helsinki won from Berlin, Budapest, Rome and Brussels.

Two months of rain fell in three days in the middle of the championships. Broadcasting rights were signed covering 192 territories, compared with 135 at the first Helsinki championships. For the first time, doping samples were preserved for re-analysis. A webcast service of television coverage was made available to subscribers (costing, for instance, \$4.95 for all days in the USA). The women's 3000m steeplechase was staged for the first time. Two events (men's 200m & women's 5000m) featured top four sweeps by countries who had additional wildcard entries. A system to measure long and triple jumps instantly using video and new technology (VDM, video distance measurement) was used for the first time. The championships were staged on exactly the same days (August 7-14) as in 1983. After 22 years, Africa had increased its share of placement points from 2.5% to 16.8%, while Europe dipped from 72.9% to 46.7%. The total audience was 345,090.



Osaka 2007



IAAF World Championships in Athletics (11) Nagai Stadium

Osaka, Japan – August 25-September 2, 2007

Contested by **1800** athletes from **197** countries

Number of countries providing:

Champions: **22**; Medallists: **46**; Finalists/top 8: **73**

LOC President: **Yohei Kono**

Mascot: **Traffie** (blue flame)

Osaka was one of three cities to express an interest in hosting the 2007 World Championships alongside Budapest and Berlin. The latter two had withdrawn their bids before the 2002 deadline. As the one remaining candidate, Osaka was announced as the host in Monaco that November.

Innovative pole vault landing mats were used which could absorb then drain any rain, rather than letting it form pools on the surface of the bed. However, conditions in general were hot and humid. There was a new record – which still stands in 2019 – for the number of countries winning medals (46). A “Citizen’s Supporting Association” was formed to maximise the involvement of locals, such as cheer-leading for marathon runners. For the first time, the number of drug tests exceeded 1000 (976 in competition and 82 in training camps). These were the final world championships with front bib numbers rather than names. A record number of countries won medals (46), though fewer tickets than ever (254,399) were sold.



Berlin 2009



IAAF World Championships in Athletics (12) Olympic Stadium

Berlin, Germany – August 15-22, 2009

Contested by **1895** athletes from **200** countries

Number of countries providing:

Champions: **19**; Medallists: **39**; Finalists/top 8: **68**

LOC Co-CEOs: **Heinrich Clausen & Frank Hense**

Mascot: **Berlino** (bear)

Berlin was announced the winning bidder by World Athletics at Helsinki in December 2004, winning with an absolute majority in the first round of voting. Other candidates were Split, Valencia and Brussels. Brisbane, Delhi and Casablanca had also expressed interest, initially. The historic 1936 Olympic stadium had been recently refurbished for the occasion of the 2006 men’s FIFA (football) World Cup and a blue track was used for the first time at a world championships. There were 518,582 spectators in the stadium for the duration of the championships.

The Berlin mascot ‘Berlino’ – an anthropomorphic bear – reached new levels of popularity after engaging with athletes, spectators and the media and even participating in studio discussions on television. He/she even made an appearance at the World Athletics Gala that autumn. The continuing World Athletics Green Project saw 47 trees planted in the Berlin area of Charlottenburg-Wilmersdorf - one for each Berlin champion, with a name tag identifying the champion and event. Berlin 2009 was the final “IAAF World Championships in Athletics”. In autumn of that year World Athletics renamed the event as simply the “IAAF World Championships”. The number of athletes competing in Berlin (1895) remains a record total.



Daegu 2011



IAAF World Championships (13) Daegu Stadium

Daegu, Korea – August 27-September 4, 2011

Contested by **1742** athletes from **199** countries

Number of countries providing:

Champions: **20**; Medallists: **42**; Finalists/top 8: **73**

LOC Presidents: **Kim Bum-il & Cho Hae-nyoung**

Mascot: **Sarbi** (Sapsali dog, indigenous to Daegu)

Daegu was chosen by the World Athletics Council during their meeting in Mombasa in March 2007. The opposing cities were Brisbane, Gothenburg and Moscow, though at the same meeting Moscow was also named for 2013. The championship slogan “Sprint Together for Tomorrow” was engraved on the reverse of every medal. The stadium track was the first blue one in Korea. Every competing athlete was blood tested for their Athlete’s Biological Passports, creating the largest available information bank with haematological and hormone profiles of elite athletes. Over a 17-day period, a total of 1848 pre-competition blood samples were collected, representing a sample from each participant in Korea. In all, a record 62 violators were caught in Daegu as at July 14, 2019.

These were the first world championships with instant disqualification for any athlete committing one false start. A more compact schedule saw fewer qualifying rounds and a greater concentration of finals in the evening sessions. Non-qualified athletes in the 100m were required to contest a preliminary round for the chance to compete in the first (of three) rounds with the elite. It was decided that 2011 would see the final edition of the World Marathon Cup. The cumulative audience was 446,305.



Moscow 2013



IAAF World Championships (14) Luzhniki Stadium

Moscow, Russia – August 10-18, 2013

Contested by **1784** athletes from **203** countries

Number of countries providing:

Champions: **18**; Medallists: **38**; Finalists/top 8: **68**

LOC Chairman: **Vitaly Mutko**

Mascot: **Vorobei** (sparrow)

Moscow bid for the championships of either 2011 or 2013 at the Mombasa World Athletics Council meeting in March 2007. There, Daegu was awarded the 2011 edition and Moscow was selected for 2013 ahead of Barcelona and one other city interested in either year: Brisbane. A record 203 countries competed at the «Luzhnik» arena, which had been used for the 1980 Olympics and was due to be re-configured for the 2018 men's FIFA (football) World Cup. Bib transponders were used for the first time, producing official 100m splits for all athletes in track distance events.

The largest-ever number of doping control tests were conducted, including 1919 blood samples collected from the athletes located at four different hotels. Additionally, 538 athletes were urine-tested during the competition and 132 during the pre-competition period. Wild card entries, subject to national selection, were made possible for Diamond Race and World Athletics Hammer Throw Challenge winners. The cumulative total audience, excluding accreditees, was 435,603.



Beijing 2015



IAAF World Championships (15) Beijing National Stadium

Beijing, PR of China – August 22-30, 2015

Contested by **1761** athletes from **205** countries

Number of countries providing:


Champions: **19**; Medallists: **43**; Finalists/top 8: **76**

LOC President: **Wang Anshun**

Mascot: **Yan'er** (swallow)

The venue choice for the World Athletics Council in Monaco in November 2010 was Beijing versus Chorzów. London had also bid, but again withdrew because of uncertainty over the legacy of the stadium which was yet to be used for the 2012 Olympics in that city. Beijing won and, of course, already had a tried and tested venue, the Beijing National Stadium "Bird's Nest". This had been newly renovated since the 2008 Olympics and now included a total of eight LED screens. The exterior steel structure had been polished and lacquered. Relay entries were limited to 16 invited teams, and the quartets were given special introductory entrances at the start of their finals. Most devised poses for the television cameras before taking to the track.

The online promotion of the sport brought about a 224% increase in mobile phone traffic over that of Moscow 2013, and there were 30% more visits to iaaf.org and 12.5% more followers of the World Athletics Twitter account. The number of participating countries reached an all-time peak with 205. A record number of them (76) produced finalists. One figure was published for all attendees, including accredited personnel, 681,864.



London 2017



IAAF World Championships (16) London Stadium

London, Great Britain & NI – August 4-13, 2017

Contested by **1857** athletes from **197** countries
(plus Authorised Neutral Athletes/ANA (all RUS),
and the Athlete Refugee Team/ART)

Number of countries providing:

Champions: **26** + ANA; Medallists: **42** + ANA;

Finalists/top 8: **74** + ANA

LOC Co-Chairmen: **Ed Warner & Sir Robin Young**

Mascot: **Hero** (hedgehog)

In November 2011, London won their bid for the championships, defeating Doha 16-10 in a vote by the World Athletics Council in Monaco. Their bidding team included the then London Mayor, Boris Johnson. The location was the same as the 2012 Olympics, but the venue had by 2017 been re-configured for the needs of football. It was adorned with colours of and references to its primary occupant, the English men's professional club West Ham United. After a late decision to incorporate a 50km walk for women, London became the first world championship with the same number of events (24) for men and women, and the first with 10 days of track and field action. As well as relay teams, athletes in track finals entered the stadium individually with a fanfare of fireworks.

Four sets of ceremonies were staged in which medals stripped from doping offenders were reallocated. There were athlete-themed 'World Record' ticket prices, with the same numbers as records set at previous championships: £9.58, £12.91, £18.29 and £52.74. A team from Leeds Beckett University carried out the biggest biomechanics research project ever conducted in athletics. Another record was broken, that of attendance. There were a total of 760,590 paying spectators. That figure swelled to 900,000 if (cumulative) accreditees are included. These were the first world championships featuring an Athlete Refugee Team. Some athletes from the suspended World Athletics member Russia were authorised to compete as neutrals. The 1997 record total of 26 countries winning golds was equalled – or beaten by one if it is accepted that Russia can be counted.



Doha 2019

IAAF World Athletics Championships
DOHA 2019TM

KHALIFA INTERNATIONAL STADIUM | SEP 27 - OCT 06

IAAF World Championships (17)
Khalifa International Stadium
Doha, Qatar – September 27-October 6, 2019

Contested by **1775** athletes from **204** countries
(plus Authorised Neutral Athletes/ANA (all RUS),
and the Athlete Refugee Team/ART)

Number of countries providing:

Champions: **20+ANA**; Medallists: **43+ANA**;

Finalists/top 8: **76+ANA**

LOC General Director: **Dahlan Jumaan Al Hamad**

Mascot: **Falah** (falcon)

Doha was awarded the championships by the World Athletics Council at Monaco in November 2014. The voting was: first round – Doha 12, Eugene 9, Barcelona 6; second round – Doha 15, Eugene 12.

To offset the Arabian Peninsula's extreme temperatures, there were no morning sessions, with action taking place across a two-part evening programme plus road races starting at midnight. The daytime temperature during the championships peaked at 42° on October 2, but that night in the stadium, uniquely air-conditioned by hundreds of vents, it was recorded at 26°. Other innovations included light and laser special effects and 'projection mapping' across the entire track to present finals. Filming sprinters on their marks were 'block cams' installed in starting blocks, while digital flags were raised on LED panels for medallists, who were framed by 'sparkular units'. For long throws, 'launch parameters' revealed release speeds and angles.

A crowd of just 7266 was recorded for September 29 with a fraction of that staying for the women's 100m final that evening. Interest picked up thereafter with 42,180 turning out on night eight. The total attendance figure was estimated at 236,000, though it should be noted that at the time of the championships, Qatar was under blockade by members of the Gulf Co-operation Council. Furthermore, those early sessions were finishing after midnight during a working week.

Other firsts for the championships: a pink track and a universal (mixed) 4x400m relay, making a record event total of 49. Another record was the point total based on the World Athletics competition performance rankings. Doha scored 195,869, 1322 more than Beijing 2015. These were the final 'IAAF' World Championships. The Doha Congress voted to change the name of the body to World Athletics.



Eugene 2022



World Athletics Championships (18)

Hayward Field

Eugene, United States – July 15-24

LOC Executive Director: **Niels de Vos**

LOC Chief Executive Officer: **Sarah Massey**

Mascot: **Legend** ('Bigfoot', a mythical ape-like creature)

Eugene was assigned the championships by the World Athletics Council in their April 2015 meeting at Beijing. "The proposal to award the IAAF's premier competition to Eugene, bypassing the usual bidding process, was taken in response to what was seen as a unique strategic opportunity to host the IAAF World Championships for the first time in the USA," World Athletics explained. The championships had been scheduled for August 6-15, 2021. In November 2020, they were moved to July 15-24, 2022 due to the coronavirus pandemic and

the displacement of the Tokyo Olympics to 2021. Though the action will be set in Eugene and Springfield, the event became commercially known as "Oregon22".

The revered Hayward Field stadium underwent a \$200M renovation in 2018-2020, with the objective to create a 'theatre' for track & field athletics. A new nine-lane track was installed, with spacious seating having unobstructed sight lines. The first row of seats were installed at track level, adjacent to the outside lane. A torch-shaped 57 metre nine-story tower was erected in the north-east corner of the stadium, displaying images of Oregonian coach Bill Bowerman, and athletes Steve Prefontaine, Raevyn Rogers, Ashton Eaton and Otis Davis.

Sustainability is to be a major priority of the championships. A decision has been made not to sell plastic water bottles at the venue, while fans and participants are to be encouraged to walk and cycle. The 50km walks are to be replaced with 35km versions.



Budapest 2023



World Athletics Championships (19)
National Athletics Centre
Budapest, Hungary – August 19-27, 2023

The World Athletics Council announced in December 2018 that Budapest was to be host of these World Championships. A key component of the bid is the construction of a new stadium that will serve primarily as an athletics facility. "Budapest is the first IAAF World Championships host to be named under the new bidding process announced in February 2017 through which the IAAF assesses its strategic goals for growing the sport, targeting cities from countries and regions which will best assist in delivery of those aims," explained World Athletics.

2025

World Athletics has received bids from Japan, Kenya, Poland, Singapore. The successful candidate is to be announced in 2022.



WORLD CHAMPIONSHIPS SUPERLATIVES

A total of **15,296** athletes from **224** different teams have competed in the World Athletics Championships (counting the Athlete Refugee Teams), **5102** reaching finals, **1715** winning medals, of which **649** have won golds. A total of **214** athletes have had their results disqualified due to doping violations, as at May 31, 2022.

Eleven countries have competed in every autonomous World Athletics Championships including the Olympic compensation events staged in Malmö 1976 (men's 50 kilometres walk) and Sittard 1980 (women's 3000m & 400m hurdles). These are: Australia, Canada, France, Germany (incorporating the FRG and the GDR), Great Britain & NI, Israel, Netherlands, Spain, Sweden, Switzerland and the United States. Eight more competed every time in 1980-2019: Argentina, Chinese Taipei, Denmark, Ireland, Ivory Coast, New Zealand, Norway and Portugal. The Country Index (page 567) lists a further 77 countries who competed from 1983 onwards, making a total of 96 (11+8+77) countries present at every main edition. All 214 current World Athletics members have now competed in at least one World Athletics Championships.

The biggest World Athletics Championships were Berlin 2009 with 1895 participants from 200 countries. The most teams with at least one starter, 206 (204 countries + ANA & ART), appeared at the 2019 edition in Doha.

The World Athletics Championships with the most countries winning gold medals were Athens 1997 and London 2017, each with 26. London's total could be regarded as 27 if the victory of Mariya Lasitskenè is counted for Russia, but she was competing as an "Authorised Neutral".

The World Athletics Championships with the most countries winning medals was Osaka 2007 with a total of 46 different World Athletics members taking their pace on the podium. A complete list of such totals for every championships is given from page 19.

The first World Athletics (IAAF) World Champion was Veniamin Soldatenko (URS/KAZ), who won the 50 kilometres Walk in 1976. The first in the main championships was marathoner Grete Waitz (NOR) in 1983. The first to successfully defend a title was Carl Lewis (USA), once it was confirmed that he and not Ben Johnson was the rightful winner of the 100m final staged on the second day of the 1987 championships.

The most medals won by an individual at the World Championships is 18 (thirteen gold, three silver & two bronze) by Allyson Felix (USA) at 200m, 400m, 4x100m relay & 4x400m relays between 2005 and 2019. The most by a man is 14 (eleven gold, two silver & one bronze) by Usain Bolt (JAM) across the 100m, 200m & 4x100m relay 2007-2017. Among countries, the United States have won a record total of 381 medals, comprising 170 golds, 117 silvers and 94 bronzes.

The most golds won by an individual is 13 by Allyson Felix, including the one she was awarded for contesting the women's 4x400m heat only for the winning US squad in 2019. The most by a man is eleven by Usain Bolt. The most individual golds won is seven by Bolt.

The most medals won at a single championship is four by four women, across the 100m, 200m and relays. These are Marita Koch (GDR) 1983, Katrin Krabbe (GER) 1991, Gwen Torrence (USA) 1993 and Allyson Felix 2011. Koch's total included three golds, a record matched in 2007 by Felix; five men have also won three golds in the same year, Carl Lewis in 1983/87, Michael Johnson (USA) 1995, Maurice Greene (USA) 1999, Tyson Gay (USA) 2007 and Usain Bolt 2009, 2013 & 2015. The most medals won by a country at a single championship is 31 by the GDR in 1987.

The greatest success in a single event was achieved by Sergey Bubka (URS/UKR) with six golds from six appearances in 1983-1997. LaShawn Merritt (USA) also won six successive golds in the 4x400m relay in 2005-2015. The first of those was awarded when Merritt ran in the heats only for a team which went on to win the final.

The best single event record by a woman, individually, is six medals (two golds, a silver and three bronzes) at 200m by Merlene Ottey (JAM) in 1983-1997 and at Shot Put by Gong Lijiao (CHN) in 2009-2019. Beverly McDonald (JAM) and Jearl Miles Clark (USA) each also won six medals at 4x100m and 4x400m relays respectively. They are joined by Christine Ohuruogu (GBR), with 4x400m relay medals every year in 2005-2015. Three of those were upgrades after the results of Russian doping offenders were disqualified.

The most medals won in a single event is seven by the Kenyan steeplechaser Ezekiel Kemboi. He won three silvers in 2003-2007 then four golds in 2009-2015.

The closest known finish to a World Championships event came in the women's 100m in Stuttgart 1993, when Gail Devers (USA) beat Merlene Ottey by one thousandth of a second (10.811 to 10.812, originally misreported as 10.816 to 10.820). The margin of victory in the 2007 women's 100m was 0.002 involving another American-Jamaican rivalry: Veronica Campbell (JAM) 11.006 over Lauryn Williams (USA) 11.008. Unfortunately, for three further events where the winner shared the same time to the hundredth, the 1991 men's 110m hurdles, 1993 women's 4x100m relay, and 1995 women's 200m, the precise times have been lost.

The oldest World Champion is Ellina Zvereva (BLR), winner of the 2001 discus throw at 40 years 269 days. The oldest male champion is Yohann Diniz (FRA), winner of the 2017 50 kilometres walk at 39 years 224 days.

The youngest gold medallist is Merlene Frazer (JAM) who at 17 years 248 days was part of the winning Jamaican 4x100m relay squad in 1991. The youngest individual champion is Tirunesh Dibaba (ETH), 5000m winner in 2003 at 17 years 333 days. The youngest male champion is Ismael Kirui (KEN), 5000m winner in 1993 at 18 years 177 days. A fuller list of age records is given from page 46.

The most championships contested is 13 by 50 kilometre walker Jesús Ángel García (ESP). The most by a woman is 11 by another race walker, Susana Feitór (POR). A list of most appearances is given from page 40.

The most rounds competed by an athlete at the World Championships is 59 by Merlene Ottey (JAM/SLO) in 1983-1997 and 2003/2007. The most by a man is 44 by sprinter Usain Bolt (JAM) at 100m, 200m & 4x100m relay in 2005-2017. Debbie Ferguson-Mckenzie (BAH) had 49 starts across 1995-2013.

The athlete with the most results annulled for doping offences is sprinter Kelli White (USA), with 16 such disqualifications in 2001 and 2003. The most by a man is 15 by 400m runner Antonio Pettigrew (USA) in 1997-2001. Special mention should be given to shot putter Andrey Mikhnevich (BLR). He won the 2003 world title but had his qualifying and final performances disqualified at five further World Championships. These included bronze medals in 2007 and 2011. His compatriot Nadezhda Ostapchuk was stripped of shot put medals at three successive World Championships (2005, 2007 & 2011). A full list of doping violations is given from page 87.

Medal sweeps have been achieved by six countries: USA – men's 100m in 1983 & 1991, 200m 2005, 400m 2007 and long jump in 1983 & 1991; GDR – women's 400m hurdles in 1980 & heptathlon in 1983; PR of China – women's 3000m in 1993 & 20 kilometres walk in 2019; Kenya – men's 3000m steeplechase in 1997, 2007 & 2015 and women's 10,000m & marathon in 2011; Russia – men's 20 kilometres walk in 2001 and women's long jump in 2007; Ethiopia – men's 10,000m in 2003 and women's 5000m in 2005 & 2015 & 10,000m in 2001 & 2005. The USA in the 2005 men's 200m, Kenya in the 2015 3000m steeplechase & Ethiopia in the 2005 women's 5000m filled the first four places. The teams in all those instances included bonus wild-card entries.

PERFORMANCE TRENDS

These tables show the trends in the standard of performance at successive World Athletics Championships. For each event, the winning mark is given along with that for eighth best and the best non-qualifying performances. The best mark in each category is shown in bold

MEN

100 Metres

From 2011, the first round was a preliminary for unqualified entrants (pr) with the next round being the initial one for those who were pre-qualified (ht)

Year	Gold	8th	dnq (sf)	dnq (qf)	dnq (r1)
1983	10.07	10.36	10.40	10.44	10.58
1987	9.93	-	10.24	10.38	10.50
1991	9.86	10.14	10.17	10.19	10.44
1993	9.87	10.18	10.20	10.32	10.56
1995	9.97	10.29	10.20	10.29	10.47
1997	9.86	10.29	10.18	10.22	10.41
1999	9.80	10.24	10.13	10.16	10.45
2001	9.82	-	10.26	10.15w	10.51
2003	10.07	-	10.19	10.14	10.28
2005	9.88	10.20	10.08	10.34	10.49
2007	9.85	10.29	10.19	10.29	10.46
2009	9.58	10.34	10.04	10.19	10.40
2011	9.92	-	10.14	10.42 (ht)	11.21 (pr)
2013	9.77	10.21	10.00	10.21 (ht)	10.77 (pr)
2015	9.79	10.00	10.00	10.13 (ht)	11.07 (pr)
2017	9.92	10.27	10.12	10.24 (ht)	10.73 (pr)
2019	9.76	10.08	10.11	10.23 (ht)	10.69 (pr)

200 Metres

Year	Gold	8th	dnq (sf)	dnq (qf)	dnq (r1)
1983	20.14	20.80	20.69w	20.99	21.66
1987	20.16	20.78	20.47	20.90	21.36
1991	20.01	20.78	20.52	20.69	21.07
1993	19.85	20.56	20.52	20.81	20.99
1995	19.79	20.77	20.39	20.60	20.83
1997	20.04w	20.44w	20.43	20.73	20.75
1999	19.90	-	20.25	20.59	20.79
2001	20.04	20.38	20.38	20.43	20.87
2003	20.30	20.62	20.43	20.56	20.87
2005	20.04	26.27	20.72	21.16	20.94
2007	19.76	20.75	20.36	20.65	20.85
2009	19.19	20.68	20.43	20.68	20.97
2011	19.40	-	20.58	-	20.75
2013	19.66	20.37	20.36	-	20.60
2015	19.55	20.33	20.14	-	20.39
2017	20.09	20.64	20.30	-	20.58
2019	19.83	20.39	20.28	-	20.44

400 Metres

Year	Gold	8th	dnq (sf)	dnq (qf)	dnq (r1)
1983	45.05	45.91	45.73	46.22	47.50
1987	44.33	46.77	44.97	45.76	46.56
1991	44.57	45.47	45.34	45.68	46.86
1993	43.65	45.68	44.85	45.57	47.91
1995	43.39	45.50	45.41	45.64	46.41
1997	44.12	-	45.07	45.44	46.48
1999	43.18	-	44.51	45.23	46.42
2001	44.64	-	45.14	-	45.82
2003	44.50	-	44.99	-	45.68
2005	43.93	45.46	46.07	-	45.91
2007	43.45	45.40	44.95	-	45.44
2009	44.06	45.90	44.93	-	45.77
2011	44.63	45.55	45.43	-	46.42

Year	Gold	8th	dnq (sf)	dnq (qf)	dnq (r1)
2013	43.74	45.03	45.03	-	46.23
2015	43.48	45.15	44.70	-	45.16
2017	43.98	-	44.74	-	45.73
2019	43.48	45.36	44.85	-	45.74

800 Metres

Year	Gold	8th	dnq (sf)	dnq (qf)	dnq (r1)
1983	1:43.65	1:46.56	1:45.70	-	1:47.54
1987	1:43.06	1:49.21	1:45.36	1:46.25	1:49.52
1991	1:43.99	1:47.65	1:45.98	-	1:46.82
1993	1:44.71	1:46.17	1:45.66	-	1:47.99
1995	1:45.08	1:53.12	1:48.05	-	1:46.45
1997	1:43.38	1:49.02	1:46.02	1:46.45	1:47.76
1999	1:43.30	1:46.79	1:45.78	-	1:46.86
2001	1:43.70	1:46.68	1:45.21	-	1:47.17
2003	1:44.81	1:46.28	1:46.40	-	1:46.75
2005	1:44.24	1:46.20	1:44.90	-	1:47.74
2007	1:47.09	1:47.58	1:45.31	-	1:46.24
2009	1:45.29	1:46.17	1:45.40	-	1:47.07
2011	1:43.91	1:45.93	1:45.06	-	1:46.94
2013	1:43.31	-	1:44.89	-	1:46.80
2015	1:45.84	-	1:45.34	-	1:47.24
2017	1:44.67	1:47.09	1:45.93	-	1:46.46
2019	1:42.34	1:47.84	1:45.15	-	1:46.40

1500 Metres

Year	Gold	8th	dnq (sf)	dnq (r1)
1983	3:41.59	3:43.75	3:38.36	3:41.51
1987	3:36.80	3:41.19	3:38.24	3:41.44
1991	3:32.84	3:36.56	3:41.61	3:42.76
1993	3:34.24	3:37.76	3:42.11	3:41.05
1995	3:33.73	3:37.02	3:38.61	3:40.65
1997	3:35.83	3:37.66	3:39.45	3:38.02
1999	3:27.65	3:34.02	3:37.77	3:39.70
2001	3:30.68	3:36.54	3:36.77	3:39.57
2003	3:31.77	3:34.37	3:40.13	3:51.34
2005	3:37.88	3:41.01	3:37.20	3:41.70
2007	3:34.77	3:35.69	3:41.17	3:42.08
2009	3:35.93	3:37.62	3:37.27	3:40.05
2011	3:35.69	3:37.31	3:37.44	3:41.17
2013	3:36.28	3:37.52	3:36.94	3:40.01
2015	3:34.40	3:36.13	3:36.59	3:41.12
2017	3:33.61	3:37.24	3:38.93	3:43.16
2019	3:29.26	3:32.81	3:36.98	3:37.95

5000 Metres

Year	Gold	8th	dnq (sf)	dnq (r1)
1983	13:28.53	13:36.08	13:38.56	14:52.26
1987	13:26.44	13:30.94	-	13:30.16
1991	13:14.45	13:35.59	-	13:54.41
1993	13:02.75	13:23.41	-	13:40.21
1995	13:16.77	13:34.52	-	13:29.43
1997	13:07.38	13:24.54	-	13:34.52
1999	12:58.13	13:20.81	-	13:37.87
2001	13:00.77	13:20.24	-	13:37.27

Men's 5000 Metres, continued

<u>Year</u>	<u>Gold</u>	<u>8th</u>	<u>dnq (sf)</u>	<u>dnq (r1)</u>
2003	12:52.79	13:05.57	-	13:42.88
2005	13:32.55	13:34.98	-	13:22.87
2007	13:45.87	13:51.01	-	13:47.30
2009	13:17.09	13:20.23	-	13:23.86
2011	13:23.36	13:26.67	-	13:44.09
2013	13:26.98	13:29.87	-	13:31.08
2015	13:50.38	13:55.98	-	13:25.85
2017	13:32.79	13:38.73	-	13:28.64
2019	12:58.85	13:05.27	-	13:26.80

10,000 Metres

<u>Year</u>	<u>Gold</u>	<u>8th</u>	<u>dnq (r1)</u>
1983	28:01.04	28:09.05	28:12.79
1987	27:36.63	28:11.38	-
1991	27:38.74	28:12.77	28:47.13
1993	27:46.02	28:36.88	28:40.69
1995	27:12.95	27:52.55	28:14.76
1997	27:24.58	28:07.06	28:20.50
1999	27:57.27	28:15.58	-
2001	27:53.25	27:58.06	-
2003	26:49.57	27:45.46	-
2005	27:08.33	27:08.96	-
2007	27:05.90	28:25.67	-
2009	26:46.31	27:37.99	-
2011	27:13.81	27:34.11	-
2013	27:21.71	27:29.21	-
2015	27:01.13	27:44.90	-
2017	26:49.71	27:02.35	-
2019	26:48.36	27:10.76	-

Marathon

<u>Year</u>	<u>Gold</u>	<u>8th</u>
1983	2:10:03	2:11:15
1987	2:11:48	2:14:41
1991	2:14:57	2:17:03
1993	2:13:57	2:18:52
1995	2:11:41	2:16:13
1997	2:13:16	2:17:44
1999	2:13:36	2:16:17
2001	2:12:42	2:17:05
2003	2:08:31	2:10:35
2005	2:10:10	2:12:51
2007	2:15:59	2:19:21
2009	2:06:54	2:14:04
2011	2:07:38	2:12:57
2013	2:09:51	2:11:43
2015	2:12:28	2:14:54
2017	2:08:27	2:12:16
2019	2:10:40	2:11:49

3000 Metres Steeplechase

<u>Year</u>	<u>Gold</u>	<u>8th</u>	<u>dnq (sf)</u>	<u>dnq (r1)</u>
1983	8:15.06	8:20.45	8:23.39	8:32.62
1987	8:08.57	8:20.45	-	8:22.75
1991	8:12.59	8:26.79	-	8:29.20
1993	8:06.36	8:23.42	-	8:27.26
1995	8:04.16	8:18.57	8:24.13	8:31.10
1997	8:05.84	8:16.01	8:26.22	8:32.02
1999	8:11.76	8:18.17	-	8:17.75
2001	8:15.16	8:20.87	-	8:32.70
2003	8:04.39	8:17.16	-	8:22.32

<u>Year</u>	<u>Gold</u>	<u>8th</u>	<u>dnq (sf)</u>	<u>dnq (r1)</u>
2005	8:13.31	8:19.96	-	8:21.84
2007	8:13.82	8:22.95	-	8:25.17
2009	8:00.43	8:14.47	-	8:24.07
2011	8:14.85	8:19.69	-	8:26.75
2013	8:06.01	8:17.04	-	8:24.88
2015	8:11.28	8:18.63	-	8:37.43
2017	8:14.12	8:23.02	-	8:27.53
2019	8:01.35	8:09.33	-	8:23.08

110 Metres Hurdles

<u>Year</u>	<u>Gold</u>	<u>8th</u>	<u>dnq (sf)</u>	<u>dnq (qf)</u>	<u>dnq (r1)</u>
1983	13.42	13.82	13.76	-	13.97
1987	13.21	-	13.62	-	13.81
1991	13.06	13.46	13.65	-	13.47
1993	12.91	14.13	13.38	-	13.83
1995	13.00	13.43	13.45	13.52	13.85
1997	12.93	-	13.49	13.50	13.89
1999	13.04	13.54	13.35	13.53	13.79
2001	13.04	13.84	13.42	-	13.82
2003	13.12	-	13.53	-	13.74
2005	13.07	13.48	13.44	-	14.12
2007	12.95	13.39	13.36	-	13.67
2009	13.14	13.57	13.42	-	13.67
2011	13.16	-	13.57	-	13.56
2013	13.00	13.51	13.35	-	13.52
2015	12.98	13.34	13.29	-	13.63
2017	13.04	13.37	13.27	-	13.58
2019	13.10	13.87	13.47	-	13.49

400 Metres Hurdles

<u>Year</u>	<u>Gold</u>	<u>8th</u>	<u>dnq (sf)</u>	<u>dnq (r1)</u>
1983	47.50	49.78	49.51	50.68
1987	47.46	49.46	48.56	50.04
1991	47.64	50.28	49.53	49.77
1993	47.18	49.23	49.21	49.96
1995	47.98	49.86	48.94	49.33
1997	47.70	49.51	48.45	49.56
1999	47.72	49.06	48.95	49.48
2001	47.49	-	48.99	50.26
2003	47.25	72.10	48.64	49.66
2005	47.30	-	48.64	50.35
2007	47.61	-	48.44	49.67
2009	47.91	50.11	48.80	49.60
2011	48.26	49.32	49.08	49.82
2013	47.69	49.08	48.55	50.02
2015	47.79	50.02	48.59	49.38
2017	48.35	50.07	49.30	50.22
2019	47.42	49.46	49.10	50.46

High Jump

<u>Year</u>	<u>Gold</u>	<u>8th</u>	<u>dnq</u>
1983	2.32	2.26	2.18
1987	2.38	2.29	2.24
1991	2.38	2.28	2.24
1993	2.40	2.31	2.25
1995	2.37	2.25	2.27
1997	2.37	2.29	2.23
1999	2.37	2.29	2.26
2001	2.36	2.25	2.25
2003	2.35	2.29	2.27
2005	2.32	2.29	2.24
2007	2.35	2.26	2.26

Men's High Jump

<u>Year</u>	<u>Gold</u>	<u>8th</u>	<u>dnq</u>
2009	2.32	2.23	2.27
2011	2.35	2.29	2.28
2013	2.41	2.29	2.26
2015	2.34	2.25	2.29
2017	2.35	2.25	2.29
2019	2.37	2.27	2.26

Pole Vault

<u>Year</u>	<u>Gold</u>	<u>8th</u>	<u>dnq</u>
1983	5.70	5.40	5.40
1987	5.85	5.60	5.30
1991	5.95	5.60	5.45
1993	6.00	5.70	5.65
1995	5.92	5.60	5.55
1997	6.01	5.70	5.60
1999	6.02	5.70	5.55
2001	6.05	5.75	5.70
2003	5.90	5.70	5.60
2005	5.80	5.50	5.45
2007	5.86	5.81	5.65
2009	5.90	5.65	5.55
2011	5.90	5.65	5.50
2013	5.89	5.65	5.40
2015	5.90	5.65	5.65
2017	5.95	5.65	5.60
2019	5.97	5.70	5.70

Long Jump

<u>Year</u>	<u>Gold</u>	<u>8th</u>	<u>dnq</u>
1983	8.55	7.89	7.87
1987	8.67	8.10	7.93
1991	8.95	7.99w	8.00
1993	8.59	7.93	7.90
1995	8.70	7.93	7.88
1997	8.42	7.88	7.93
1999	8.56	7.99	7.90
2001	8.40	7.92	7.79
2003	8.32	7.93	7.94
2005	8.60	8.06w	7.91
2007	8.57	7.78	7.93
2009	8.54	8.06	8.01
2011	8.45	8.17	8.02
2013	8.56	8.02	7.89
2015	8.41	7.97	7.98
2017	8.48	8.18	7.88
2019	8.69	7.97	7.86

Triple Jump

<u>Year</u>	<u>Gold</u>	<u>8th</u>	<u>dnq</u>
1983	17.42	16.76	16.29
1987	17.92	17.23w	16.51
1991	17.78	16.92	16.79
1993	17.86	17.12	16.86
1995	18.29	16.93	16.60w
1997	17.85	17.11	16.83
1999	17.59	17.00	16.68
2001	17.92	16.72	16.62
2003	17.72	16.86	16.63
2005	17.57	17.09	16.63
2007	17.74	16.85	16.65
2009	17.73	16.89	16.94

<u>Year</u>	<u>Gold</u>	<u>8th</u>	<u>dnq</u>
2011	17.96	17.17	16.74
2013	18.04	16.74	16.63
2015	18.21	16.81	16.73
2017	17.68	16.79	16.63
2019	17.92	17.06	16.87

Shot Put

<u>Year</u>	<u>Gold</u>	<u>8th</u>	<u>dnq</u>
1983	21.39	19.85	19.48
1987	22.23	20.15	19.62
1991	21.67	19.34	18.90
1993	21.97	19.53	19.37
1995	21.47	19.38	18.99
1997	21.44	19.91	19.61
1999	21.79	19.93	19.73
2001	21.87	20.63	19.74
2003	21.69	19.84	19.95
2005	21.73	20.09	19.83
2007	22.04	20.23	19.91
2009	22.03	19.89	20.04
2011	21.78	20.18	20.06
2013	21.73	20.39	19.63
2015	21.93	20.11	19.89
2017	22.03	20.89	20.54
2019	22.91	21.18	20.75

Discus Throw

<u>Year</u>	<u>Gold</u>	<u>8th</u>	<u>dnq</u>
1983	67.72	63.22	59.54
1987	68.74	63.64	61.64
1991	66.20	61.44	61.90
1993	67.72	61.06	60.88
1995	68.76	63.18	60.68
1997	68.54	63.06	61.48
1999	69.08	63.59	62.71
2001	69.72	65.27	61.73
2003	69.69	64.39	61.98
2005	70.17	63.77	62.41
2007	68.94	64.33	62.67
2009	69.43	63.17	62.24
2011	68.97	63.54	62.29
2013	69.11	63.38	62.28
2015	67.40	63.94	62.41
2017	69.21	64.04	63.21
2019	67.59	64.98	63.22

Hammer Throw

<u>Year</u>	<u>Gold</u>	<u>8th</u>	<u>dnq</u>
1983	82.68	76.64	72.06
1987	83.06	77.06	75.10
1991	81.70	73.64	72.90
1993	81.64	76.22	73.90
1995	81.56	76.18	74.44
1997	81.78	77.14	75.16
1999	80.24	76.96	75.29
2001	83.38	79.34	76.66
2003	83.05	77.79	76.52
2005	82.60	76.05	74.99
2007	83.63	79.66	74.11
2009	80.84	76.00	75.10
2011	81.24	77.04	75.35
2013	81.97	76.84	74.98

Men's Hammer Throw, continued

<u>Year</u>	<u>Gold</u>	<u>8th</u>	<u>dnq</u>
2015	80.88	75.79	74.31
2017	79.81	75.87	74.26
2019	80.50	76.00	75.07

Javelin Throw

New specification used from 1987

<u>Year</u>	<u>Gold</u>	<u>8th</u>	<u>dnq</u>
1983	89.48 ^{old}	80.42 ^{old}	81.72 ^{old}
1987	83.54	78.40	77.46
1991	90.82	78.58	78.94
1993	85.98	78.00	77.98
1995	89.58	80.76	78.94
1997	88.40	82.80	79.38
1999	89.52	83.84	80.89
2001	92.80	82.82	81.66
2003	85.44	80.34	77.06
2005	87.17	77.56	76.71
2007	90.33	82.10	79.62
2009	89.59	81.32	78.68
2011	86.27	81.81	80.88
2013	87.17	80.03	80.09
2015	92.72	83.13	80.65
2017	89.89	83.98	82.46
2019	86.89	80.42	82.12

Decathlon

<u>Year</u>	<u>Gold</u>	<u>8th</u>
1983	8666	8149
1987	8680	8174
1991	8812	8200
1993	8817	8237
1995	8695	8193
1997	8837	8307
1999	8744	8130
2001	8902	8280
2003	8750	8020
2005	8732	8068
2007	8676	8257
2009	8790	8357
2011	8607	8200
2013	8809	8370
2015	9045	8302
2017	8768	8222
2019	8691	8151

20 Kilometres Walk

<u>Year</u>	<u>Gold</u>	<u>8th</u>
1983	1:20:49	1:22:04
1987	1:20:45	1:23:42
1991	1:19:37	1:21:15
1993	1:22:31	1:24:23
1995	1:19:59	1:22:30
1997	1:21:43	1:23:33
1999	1:23:34	1:25:33
2001	1:20:31	1:22:20
2003	1:17:21	1:20:14
2005	1:18:35	1:20:45
2007	1:22:20	1:24:10
2009	1:19:06	1:21:13
2011	1:20:38	1:22:49
2013	1:20:58	1:22:21

<u>Year</u>	<u>Gold</u>	<u>8th</u>
2015	1:19:14	1:21:37
2017	1:18:53	1:19:41
2019	1:26:34	1:29:52

50 Kilometres Walk

<u>Year</u>	<u>Gold</u>	<u>8th</u>
1983	3:43:08	3:56:02
1987	3:40:53	3:52:08
1991	3:53:09	4:06:30
1993	3:41:41	3:50:53
1995	3:43:32	3:49:47
1997	3:44:46	3:51:33
1999	3:47:54	3:55:23
2001	3:42:08	3:51:09
2003	3:36:03	3:46:14
2005	3:38:08	3:51:55
2007	3:43:53	3:57:22
2009	3:41:16	3:47:36
2011	3:42:45	3:48:03
2013	3:37:56	3:51:15
2015	3:40:32	3:46:00
2017	3:33:12	3:45:02
2019	4:04:20	4:11:28

4 x 100 Metres Relay

<u>Year</u>	<u>Gold</u>	<u>8th</u>	<u>dnq (sf)</u>	<u>dnq (r1)</u>
1983	37.86	38.98	39.39	40.17
1987	37.90	-	39.08	40.22
1991	37.50	39.51	-	39.08
1993	37.48	39.22	38.61	39.79
1995	38.31	-	38.75	39.45
1997	37.86	-	38.31	39.37
1999	37.59	-	-	38.81
2001	37.96	-	38.71	39.22
2003	38.06	-	38.66	39.05
2005	38.08	38.77	-	38.67
2007	37.78	-	-	38.73
2009	37.31	39.21	-	38.93
2011	37.04	-	-	38.66
2013	37.36	-	-	38.46
2015	37.36	-	-	38.41
2017	37.47	-	-	38.61
2019	37.10	-	-	37.91

4 x 400 Metres Relay

<u>Year</u>	<u>Gold</u>	<u>8th</u>	<u>dnq (sf)</u>	<u>dnq (r1)</u>
1983	3:00.79	-	3:04.46	3:09.06
1987	2:57.29	-	3:02.90	3:05.34
1991	2:57.53	3:05.33	-	3:01.26
1993	2:54.29	3:05.35	-	3:01.85
1995	2:57.32	-	-	3:01.46
1997	2:56.65	-	-	3:02.95
1999	2:58.91	-	-	3:02.21
2001	2:58.19	-	-	3:01.65
2003	2:58.96	-	-	3:02.89
2005	2:56.91	-	-	3:03.17
2007	2:55.56	3:07.40	-	3:02.59
2009	2:57.86	3:02.73	-	3:02.78
2011	2:59.31	-	-	3:01.54
2013	2:58.71	-	-	3:01.73
2015	2:57.82	3:03.05	-	2:59.95
2017	2:58.12	-	-	3:01.98
2019	2:56.69	-	-	3:02.05

WOMEN

100 Metres

In 2011, the first round was a preliminary for unqualified entrants (pr) with the next round being the initial one for those who were pre-qualified (ht)

Year	Gold	8th	dnq (sf)	dnq (qf)	dnq (r1)
1983	10.97	-	11.30	11.48	12.18
1987	10.90	-	11.07w	11.49	12.26
1991	10.99	11.52	11.19	11.45	11.98
1993	10.82	11.23	11.21	11.32	11.62
1995	10.85	11.44	11.09	11.33	11.57
1997	10.83	11.32	11.34	11.31	11.55
1999	10.70	11.16	11.12	11.14	11.59
2001	10.82	-	11.20	11.34	11.53
2003	10.93	-	11.15	11.29	11.90
2005	10.93	11.13	11.18	11.41	11.71
2007	11.01	11.26	11.16	11.33	11.53
2009	10.73	11.16	11.07	11.43	11.64
2011	10.90	11.33	11.44	11.36 (ht)	12.74 (pr)
2013	10.71	11.16	11.10	-	11.47
2015	10.76	11.02	10.98	-	11.29
2017	10.85	11.09	11.08	-	11.33
2019	10.71	-	11.10	-	11.32

200 Metres

Year	Gold	8th	dnq (sf)	dnq (qf)	dnq (r1)
1983	22.13	23.03	22.86w	23.30	25.92
1987	21.74	22.55	22.89	-	23.26
1991	22.09	23.10	23.22	23.63	24.66
1993	21.98	23.04	22.58	23.16	25.16
1995	22.12	-	22.61	-	23.01
1997	22.32	22.81	22.70	22.97	23.22
1999	21.77	22.64	22.52	22.61	23.38
2001	22.52	-	22.80	-	23.32
2003	22.38	-	22.86	22.98	24.12
2005	22.16	23.00	23.26	-	23.88
2007	21.81	23.08	22.88	22.86	23.48
2009	22.02	23.05	22.74	-	23.38
2011	22.22	23.17	22.92	-	23.31
2013	22.17	-	22.81	-	23.10
2015	21.63	22.50	22.56	-	23.16
2017	22.05	23.07	22.96	-	23.39
2019	21.88	22.90	22.65	-	23.16

400 Metres

Year	Gold	8th	dnq (sf)	dnq (qf)	dnq (r1)
1983	47.99	50.66	51.09	52.03	64.00
1987	49.38	51.20	51.23	-	54.13
1991	49.13	51.73	50.85	53.06	54.26
1993	49.82	-	51.14	-	52.69
1995	49.28	51.13	51.00	-	51.79
1997	49.77	51.37	50.90	51.42	52.74
1999	49.67	50.72	50.40	51.40	52.95
2001	49.86	-	50.87	-	52.33
2003	48.89	51.30	51.19	-	52.21
2005	49.55	52.22	50.96	-	52.29
2007	49.61	50.96	50.37	-	52.19
2009	49.00	50.65	50.45	-	53.21
2011	49.56	52.89	50.90	-	53.59
2013	49.41	-	50.47	-	52.39
2015	49.26	50.63	50.62	-	51.74
2017	49.92	-	50.71	-	52.06
2019	48.14	51.29	51.08	-	51.90

800 Metres

Year	Gold	8th	dnq (sf)	dnq (r1)
1983	1:54.68	2:02.13	1:59.96	2:15.37
1987	1:55.26	2:02.09	1:59.34	2:02.90
1991	1:57.50	2:02.92	1:59.93	2:02.02
1993	1:55.43	-	1:58.64	2:01.67
1995	1:56.11	2:05.55	1:59.45	2:01.38
1997	1:57.14	2:05.50	1:59.45	2:02.22
1999	1:56.68	1:58.69	2:00.33	2:00.83
2001	1:57.17	2:04.33	2:01.04	2:01.05
2003	1:59.89	-	2:00.56	2:03.42
2005	1:58.82	2:01.52	1:59.45	2:02.16
2007	1:56.04	-	1:58.62	2:00.74
2009	1:55.45	2:00.32	1:59.96	2:03.99
2011	1:56.35	-	1:59.07	2:02.87
2013	1:57.38	-	2:00.55	2:00.60
2015	1:58.03	1:59.70	1:58.50	2:00.95
2017	1:55.16	1:58.98	1:59.74	2:01.76
2019	1:58.04	2:02.97	2:00.72	2:03.15

1500 Metres

Year	Gold	8th	dnq (sf)	dnq (r1)
1983	4:00.90	4:05.73	-	4:10.89
1987	3:58.56	4:03.63	-	4:07.38
1991	4:02.21	4:05.52	-	4:07.39
1993	4:00.50	4:08.23	-	4:09.75
1995	4:02.42	4:07.27	4:10.28	4:19.12
1997	4:04.24	4:07.81	4:07.19	4:11.21
1999	3:59.53	4:04.72	-	4:05.72
2001	4:00.57	4:08.17	4:09.66	4:15.30
2003	3:58.52	4:02.46	4:06.64	4:16.38
2005	4:00.35	4:04.77	-	4:09.90
2007	3:58.75	4:08.64	4:08.02	4:11.51
2009	4:03.74	4:08.81	4:06.88	4:09.84
2011	4:05.40	4:08.14	4:08.64	4:12.03
2013	4:02.67	4:06.01	4:05.36	4:09.40
2015	4:08.09	4:13.22	4:10.01	4:09.06
2017	4:02.59	4:04.35	4:05.80	4:05.81
2019	3:51.95	3:58.42	4:01.80	4:08.56

3000 Metres

Year	Gold	8th	dnq (r1)
1983	8:34.62	8:47.98	8:55.54
1987	8:38.73	8:45.85	8:50.68
1991	8:35.82	8:44.02	8:56.02
1993	8:28.71	8:40.78	8:57.46

5000 Metres

Year	Gold	8th	dnq (r1)
1995	14:46.47	15:08.05	15:20.89
1997	14:57.68	15:21.19	15:37.19
1999	14:41.82	15:03.47	15:28.41
2001	15:03.39	15:19.55	15:20.78
2003	14:51.72	14:54.98	15:04.00
2005	14:38.59	14:45.14	15:20.59
2007	14:57.91	15:04.77	15:25.59
2009	14:57.97	15:11.12	15:32.33
2011	14:55.36	15:09.35	15:38.23
2013	14:50.19	15:14.70	16:03.03
2015	14:26.83	15:08.00	15:47.97
2017	14:34.86	14:58.33	15:08.20
2019	14:26.72	14:44.92	15:11.76

10,000 Metres

In 2009, the winner ran under-distance when the outer tier of starters were allowed to cut in early

Year	Gold	8th	dnq (r1)
1987	31:05.85	31:48.88	33:54.99
1991	31:14.31	32:16.55	32:28.09
1993	30:49.30	31:37.26	33:20.16
1995	31:04.99	31:54.01	32:22.92
1997	31:32.92	32:03.81	33:14.85
1999	30:24.56	31:43.80	-
2001	31:48.81	32:09.21	-
2003	30:04.18	30:37.68	-
2005	30:24.02	30:33.53	-
2007	31:55.41	32:31.21	-
2009	30:51.24 ^{sh}	31:21.42	-
2011	30:48.98	31:37.03	-
2013	30:43.35	31:34.83	-
2015	31:41.31	31:51.35	-
2017	30:16.32	31:24.78	-
2019	30:17.62	31:05.71	-

Marathon

In 1995, the distance was 400m short as the runners competed one lap too few before leaving the stadium

Year	Gold	8th
1983	2:28:09	2:34:14
1987	2:25:17	2:35:16
1991	2:29:53	2:33:00
1993	2:30:03	2:36:33
1995	2:25:39 ^{sh}	2:32:17 ^{sh}
1997	2:29:48	2:36:16
1999	2:26:59	2:29:11
2001	2:26:01	2:28:54
2003	2:23:55	2:26:49
2005	2:20:57	2:25:46
2007	2:30:37	2:32:22
2009	2:25:15	2:27:39
2011	2:28:43	2:30:25
2013	2:25:44	2:35:49
2015	2:27:35	2:30:54
2017	2:27:11	2:28:49
2019	2:32:43	2:41:24

3000 Metres Steeplechase

Year	Gold	8th	dnq (r1)
2005	9:18.24	9:39.66	9:47.37
2007	9:06.57	9:36.84	9:43.23
2009	9:08.39	9:18.54	9:28.64
2011	9:11.97	9:44.14	9:41.17
2013	9:11.65	9:34.06	9:44.12
2015	9:19.11	9:29.64	9:30.79
2017	9:02.58	9:22.67	9:36.08
2019	8:57.84	9:13.53	9:30.13

100 Metres Hurdles

Year	Gold	8th	dnq (sf)	dnq (qf)	dnq (r1)
1983	12.35 ^w	12.99 ^w	13.08	13.21	14.85
1987	12.34	13.06	13.04	-	13.40
1991	12.59	13.07	13.02	-	13.29
1993	12.46	12.95	12.96	-	13.41
1995	12.68	13.02	12.87	-	13.13
1997	12.50	-	12.91	-	13.07
1999	12.37	12.97	12.83	12.96	13.35

Year	Gold	8th	dnq (sf)	dnq (qf)	dnq (r1)
2001	12.42	13.02	12.78	-	13.13
2003	12.53	12.87	12.87	-	13.29
2005	12.66	-	12.85	-	13.17
2007	12.46	12.66	12.80	-	12.94
2009	12.51	15.53	12.76	-	13.23
2011	12.28	-	12.86	-	13.28
2013	12.44	-	12.82	-	13.24
2015	12.57	13.06	12.86	-	13.13
2017	12.59	13.04	12.87	-	13.14
2019	12.34	-	12.78	-	13.11

400 Metres Hurdles

Year	Gold	8th	dnq (sf)	dnq (r1)
1983	54.14	56.26	56.63	57.43
1987	53.62	56.10	54.86	57.13
1991	53.11	55.27	54.88	56.38
1993	52.74	55.78	54.60	57.02
1995	52.61	56.75	56.88	57.83
1997	52.97	55.63	54.93	55.99
1999	52.89	56.24	54.86	55.33
2001	53.34	57.42	55.28	56.36
2003	53.22	55.90	55.24	56.07
2005	52.90	55.58	55.41	57.58
2007	53.31	54.94	54.38	56.44
2009	52.42	55.04	54.82	56.91
2011	52.47	55.17	55.07	56.71
2013	52.83	-	54.97	56.33
2015	53.50	55.47	55.16	56.51
2017	53.07	55.71	55.45	56.42
2019	52.16	54.82	55.03	56.37

High Jump

Year	Gold	8th	dnq
1983	2.01	1.88	1.84
1987	2.09	1.93	1.88
1991	2.05	1.90	1.86
1993	1.99	1.91	1.90
1995	2.01	1.93	1.93
1997	1.96	1.93	1.92
1999	1.99	1.93	1.89
2001	2.00	1.90	1.88
2003	2.06	1.95	1.91
2005	2.02	1.89	1.91
2007	2.05	1.94	1.91
2009	2.04	1.92	1.92
2011	2.03	1.93	1.92
2013	2.00	1.93	1.88
2015	2.01	1.92	1.89
2017	2.03	1.92	1.89
2019	2.04	1.93	1.92

Pole Vault

Year	Gold	8th	dnq
1999	4.60	4.35	-
2001	4.75	4.45	4.25
2003	4.75	4.45	4.25
2005	5.01	4.35	4.40
2007	4.80	4.60	4.50
2009	4.75	4.40	4.50
2011	4.85	4.65	4.50
2013	4.89	4.55	4.45
2015	4.90	4.60	4.45
2017	4.91	4.55	4.50
2019	4.95	4.70	4.50

Long Jump

Year	Gold	8th	dnq
1983	7.27w	6.65	6.37
1987	7.36	6.63	6.55
1991	7.32	6.69	6.62w
1993	7.11	6.57	6.44
1995	6.98w	6.66	6.53
1997	7.05	6.64	6.57
1999	7.06	6.68	6.62
2001	7.02	6.70	6.46
2003	6.99	6.47	6.51
2005	6.89	6.42w	6.53w
2007	7.03	6.60	6.58
2009	7.10	6.59	6.51
2011	6.82	6.37	6.50
2013	7.01	6.73	6.57
2015	7.14	6.67	6.65
2017	7.02	6.55	6.45
2019	7.30	6.56	6.52

Triple Jump

Year	Gold	8th	dnq
1993	15.09	13.80	13.38
1995	15.50	14.18w	13.94
1997	15.20	14.03	14.09
1999	14.88	14.38	14.12
2001	15.25	13.92	13.96
2003	15.18	14.34	14.10
2005	15.11	14.31	14.09
2007	15.28	14.39	14.16
2009	14.95	14.16	14.11
2011	14.94	14.12	14.07
2013	14.85	14.15	14.82
2015	14.90	14.25	13.83
2017	14.91	14.13	14.03
2019	15.37	14.40	14.09

Shot Put

Year	Gold	8th	dnq
1983	21.05	19.47	16.99
1987	21.24	20.29	18.43
1991	20.83	18.83	17.99
1993	20.57	19.27	18.12
1995	21.22	18.81	17.87
1997	20.71	17.83	17.87
1999	19.85	18.12	17.89
2001	20.61	18.73	17.71
2003	20.63	18.28	17.95
2005	19.64	18.01	17.85
2007	20.54	18.20	18.19
2009	20.44	18.67	17.99
2011	21.24	18.76	18.28
2013	20.88	18.09	17.87
2015	20.37	18.24	17.71
2017	19.94	18.03	17.71
2019	19.55	18.55	18.01

Discus Throw

Year	Gold	8th	dnq
1983	68.94	62.50	57.64
1987	71.62	62.30	58.50
1991	71.02	63.62	59.16
1993	67.40	62.06	61.18
1995	68.64	61.16	59.56

Year	Gold	8th	dnq
1997	66.82	61.40	59.62
1999	68.14	63.43	62.20
2001	67.10	60.49	62.27
2003	67.32	61.61	59.77
2005	66.56	59.37	58.93
2007	66.61	59.37	60.44
2009	65.44	60.92	61.02
2011	66.52	62.08	59.88
2013	67.99	62.80	60.09
2015	69.28	62.90	60.33
2017	70.31	61.56	60.94
2019	69.17	61.55	61.38

Hammer Throw

Year	Gold	8th	dnq
1999	75.20	64.03	-
2001	70.65	65.43	64.34
2003	73.30	68.39	65.29
2005	73.08	64.76	66.36
2007	74.76	70.36	68.15
2009	77.96	71.56	69.58
2011	77.13	69.88	68.89
2013	78.46	71.25	69.86
2015	80.85	72.38	69.66
2017	77.90	71.34	69.54
2019	77.54	72.04	70.46

Javelin Throw

New specification used from 1999

Year	Gold	8th	dnq
1983	70.82 ^{old}	62.04 ^{old}	60.64 ^{old}
1987	76.64 ^{old}	64.90 ^{old}	60.60 ^{old}
1991	68.78 ^{old}	62.26 ^{old}	60.34 ^{old}
1993	69.18 ^{old}	61.24 ^{old}	59.26 ^{old}
1995	67.56 ^{old}	59.82 ^{old}	59.30 ^{old}
1997	68.78 ^{old}	63.76 ^{old}	60.72 ^{old}
1999	67.09	62.67	59.50
2001	69.53	61.01	58.26
2003	66.52	59.60	58.50
2005	71.70	57.99	58.74
2007	67.07	61.03	59.52
2009	67.30	58.25	58.98
2011	71.58	59.08	59.15
2013	69.05	61.30	60.32
2015	67.69	60.88	62.17
2017	66.76	62.84	62.26
2019	66.56	61.12	60.84

Heptathlon

Year	Gold	8th
1983	6714	6155
1987	7128	6211
1991	6672	6370
1993	6837	6341
1995	6651	6258
1997	6739	6277
1999	6861	6262
2001	6694	6061
2003	7001	6134
2005	6887	6174
2007	7032	6327
2009	6731	6265

Women's Heptathlon

<u>Year</u>	<u>Gold</u>	<u>8th</u>
2011	6751	6268
2013	6586	6326
2015	6669	6344
2017	6784	6362
2019	6981	6210

10 Kilometres/10,000 Metres Walk

Road 10 Kilometres in 1987-1995, then track 10,000m in 1997

<u>Year</u>	<u>Gold</u>	<u>8th</u>	<u>dnq (r1)</u>
1987	44:12	45:27	-
1991	42:57	44:11	-
1993	42:59	43:56	-
1995	42:13	42:46	-
1997	42:55.49	45:00.56	44:51.81

20 Kilometres Walk

<u>Year</u>	<u>Gold</u>	<u>8th</u>
1999	1:30:50	1:32:19
2001	1:27:48	1:31:40
2003	1:26:52	1:29:44
2005	1:25:41	1:30:07
2007	1:30:09	1:33:23
2009	1:28:58	1:31:52
2011	1:30:00	1:32:06
2013	1:28:10	1:30:01
2015	1:27:45	1:30:32
2017	1:26:18	1:29:26
2019	1:32:53	1:35:43

50 Kilometres Walk

<u>Year</u>	<u>Gold</u>	<u>8th</u>
2017	4:05:56	-
2019	4:23:26	4:38:20

4 x 100 Metres Relay

<u>Year</u>	<u>Gold</u>	<u>8th</u>	<u>dnq (r1)</u>
1983	41.76	43.78	44.20
1987	41.58	-	43.95
1991	41.94	43.79	43.43
1993	41.49	43.86	44.36
1995	42.12	-	43.90
1997	41.47	43.32	43.15
1999	41.92	43.52	43.80
2001	42.32	-	43.89
2003	41.78	-	43.64
2005	41.78	43.49	43.40
2007	41.98	43.57	43.39
2009	42.06	43.71	43.63
2011	41.56	-	43.44
2013	41.29	-	43.01
2015	41.07	-	43.15
2017	41.82	43.07	42.92
2019	41.44	-	43.01

4 x 400 Metres Relay

<u>Year</u>	<u>Gold</u>	<u>8th</u>	<u>dnq (r1)</u>
1983	3:19.73	3:35.61	3:34.17
1987	3:18.63	3:30.24	3:29.78
1991	3:18.43	3:29.07	3:30.32
1993	3:16.71	3:28.52	3:30.37
1995	3:22.39	-	3:26.27
1997	3:20.92	3:30.63	3:35.56
1999	3:21.98	3:29.56	3:27.99
2001	3:20.65	3:27.93	3:28.68
2003	3:22.63	-	3:29.65
2005	3:20.32	-	3:39.03
2007	3:18.55	3:29.14	3:29.97
2009	3:17.83	3:36.99	3:29.17
2011	3:18.09	-	3:26.48
2013	3:20.41	-	3:29.75
2015	3:19.13	-	3:27.07
2017	3:19.02	-	3:27.81
2019	3:18.92	-	3:27.57

UNIVERSAL**4 x 400 Metres Relay**

<u>Year</u>	<u>Gold</u>	<u>8th</u>	<u>dnq (r1)</u>
2019	3:09.34	3:16.22	3:16.52



MULTIPLE MEDALLISTS

Here are lists of every male and female athlete to have won two or more medals at World Athletics Championships. Included are medals awarded to relay runners who were replaced in finals. These are denoted by a “^” symbol next to the total number of medals.

MEN

NAME	Gold	Silver	Bronze	Total	NAME	Gold	Silver	Bronze	Total
Usain Bolt JAM	11	2	1	14	Adam Nelson USA	1	3	0	4
LaShawn Merritt USA	8	3	0	11 [^]	Chris Brown BAH	1	2	1	4
Carl Lewis USA	8	1	1	10	Liu Xiang CHN	1	2	1	4
Justin Gatlin USA	4	6	0	10	Sergey Shubenkov RUS/ANA	1	2	1	4
Michael Johnson USA	8	0	0	8	Kriss Akabusi GBR	1	1	2	4 [^]
Mohamed Farah GBR	6	2	0	8	Linford Christie GBR	1	1	2	4
Ezekiel Kemboi KEN	4	3	0	7	Jürgen Schult GDR/GER	1	1	2	4
Haile Gebrselassie ETH	4	2	1	7	Brimin Kipruto KEN	1	1	2	4
Sergey Bubka URS/UKR	6	0	0	6	Nelson Évora POR	1	1	2	4
Jeremy Wariner USA	5	1	0	6	Ato Boldon TTO	1	1	2	4
Kenenisa Bekele ETH	5	0	1	6	Mike Conley USA	1	1	2	4
Lars Riedel GER	5	0	1	6	Wallace Spearmon USA	1	1	2	4
Hicham El Guerrouj MAR	4	2	0	6	Darrel Brown TTO	0	4	0	4
Butch Reynolds USA	3	2	1	6	Sileshi Sihine ETH	0	3	1	4
Bernard Lagat KEN/USA	2	3	1	6	Michael Blackwood JAM	0	2	2	4 [^]
Greg Haughton JAM	0	4	2	6	Yuriy Borzakovskiy RUS	0	2	2	4
Maurice Greene USA	5	0	0	5	Will Claye USA	0	2	2	4
Calvin Smith USA	4	1	0	5 [^]	Andre De Grasse CAN	0	1	2+1=	4
Kerron Clement USA	4	0	1	5 [^]	Martyn Rooney GBR	0	1	3	4
Bershawn Jackson USA	4	0	1	5 [^]	Noureddine Morceli ALG	3	0	0	3
Allen Johnson USA	4	0	1	5	Tomáš Dvořák CZE	3	0	0	3
Dwight Phillips USA	4	0	1	5	Wilson Kipketer DEN	3	0	0	3
Nesta Carter JAM	3	1	1	5	Asbel Kiprop KEN	3	0	0	3
Jan Železný TCH/CZE	3	0	2	5	Werner Günthör SUI	3	0	0	3
Dennis Mitchell USA	3	0	2	5 [^]	Greg Foster USA	3	0	0	3
Avard Moncur BAH	2	2	1	5	John Godina USA	3	0	0	3
Bruny Surin CAN	2	2	1	5	Dan O'Brien USA	3	0	0	3
Colin Jackson GBR	2	2	1	5	Rashid Ramzi BRN	2	1	0	3
Jonathan Edwards GBR	2	1	2	5	Félix Sánchez DOM	2	1	0	3
Asafa Powell JAM	2	1	2	5	David Storl GER	2	1	0	3
Gerd Kanter EST	1	2	2	5	Michael Frater JAM	2	1	0	3
John Regis GBR	1	2	2	5	Mutaz Issa Barshim QAT	2	1	0	3
Maksim Tarasov URS/RUS	1	2	1+1=	5	Wayde van Niekerk RSA	2	1	0	3
Kim Collins SKN	1	0	3+1=	5	Leroy Burrell USA	2	1	0	3
Danny McFarlane JAM	0	5	0	5	Andre Cason USA	2	1	0	3
Davian Clarke JAM	0	4	1	5	Michael Cherry USA	2	1	0	3
Tony Jarrett GBR	0	3	2	5	Ashton Eaton USA	2	1	0	3
Renaud Lavillenie FRA	0	1	3+1=	5	Joe Kovacs USA	2	1	0	3
Marlon Devonish GBR	0	1	4	5 [^]	Wil London USA	2	1	0	3
Iván Pedrosa CUB	4	0	0	4	Darvis Patton USA	2	1	0	3
Paweł Fajdek POL	4	0	0	4	Antonio Pettigrew USA	2	1	0	3 [^]
Christian Taylor USA	4	0	0	4	Robert Esmie CAN	2	0	1	3
Donovan Bailey CAN	3	1	0	4	Glenroy Gilbert CAN	2	0	1	3
Jefferson Pérez ECU	3	1	0	4	Billy Konchellah KEN	2	0	1	3
Robert Harting GER	3	1	0	4	John Capel USA	2	0	1	3
Moses Kiptanui KEN	3	1	0	4	Mike Powell USA	2	0	1	3
Tyson Gay USA	3	1	0	4	Roman Šebrle CZE	1	2	0	3
Robert Korzeniowski POL	3	0	1	4	Piotr Małachowski POL	1	2	0	3
Angelo Taylor USA	3	0	1	4	Szymon Ziółkowski POL	1	2	0	3
Javier Sotomayor CUB	2	2	0	4	Mike Rodgers USA	1	2	0	3
Roger Black GBR	2	2	0	4	Samuel Matete ZAM	1	2	0	3
Conseslus Kipruto KEN	2	2	0	4	Tero Pitkämäki FIN	1	1	1	3
Virgilijus Alekna LTU	2	2	0	4	Koji Murofushi JPN	1	1	1	3
Christian Coleman USA	2	2	0	4	Primož Kozmus SLO	1	1	1	3
Tony McQuay USA	2	2	0	4 [^]	Renny Quow TTO	1	1	1	3 [^]
Stéphane Diagana FRA	2	1	1	4	Danny Everett USA	1	1	1	3
Jesús Ángel García ESP	1	3	0	4	Fred Kerley USA	1	1	1	3
Frankie Fredericks NAM	1	3	0	4	Piotr Haczek POL	1	0	2	3
Andreas Thorkildsen NOR	1	3	0	4	Jared Tallent AUS	0	3	0	3
Yaroslav Rybakov RUS	1	1+2=	0	4	Eduard Hämäläinen BLR/FIN	0	3	0	3

NAME	Gold	Silver	Bronze	Total	NAME	Gold	Silver	Bronze	Total
Francisco Javier Fernández ESP	0	3	0	3	Raphael Holzdeppe GER	1	1	0	2
Javon Francis JAM	0	3	0	3 [^]	Ronald Weigel GDR	1	1	0	2
Michael McDonald JAM	0	3	0	3	Fabrizio Mori ITA	1	1	0	2
Marc Burns TTO	0	3	0	3	Francesco Panetta ITA	1	1	0	2
Igor Astapkovich URS/BLR	0	3	0	3	Steve Mullings JAM	1	1	0	2 [^]
Terrence Trammell USA	0	3	0	3	Dwight Thomas JAM	1	1	0	2 [^]
Nathaniel McKinney BAH	0	2	1	3 [^]	Warren Weir JAM	1	1	0	2 [^]
Harald Schmid FRG	0	2	1	3	Timothy Cheruiyot KEN	1	1	0	2
Brandon Simpson JAM	0	2	1	3	Eliud Kipchoge KEN	1	1	0	2
Paul Tergat KEN	0	2	1	3	Wilson Boit Kipketer KEN	1	1	0	2
Artur Partyka POL	0	2	1	3	Christopher Koskei KEN	1	1	0	2
Claudinei da Silva BRA	0	1	2	3	Benjamin Limo KEN	1	1	0	2
Damian Warner CAN	0	1	2	3	Elijah Manangoi KEN	1	1	0	2
Darren Braithwaite GBR	0	1	2	3 [^]	Moses Tanui KEN	1	1	0	2
Darren Campbell GBR	0	1	2	3	Alfred Kirwa Yego KEN	1	1	0	2
Dwain Chambers GBR	0	1	2	3 [^]	Ilya Markov RUS	1	1	0	2
Kóstas Gatsioudís GRE	0	1	2	3	Vyacheslav Voronin RUS	1	1=	0	2
Winthrop Graham JAM	0	1	2	3	Christian Olsson SWE	1	1	0	2
Lansford Spence JAM	0	1	2	3 [^]	Daniel Ståhl SWE	1	1	0	2
Rutger Smith NED	0	1	2	3	Machel Cedenio TTO	1	1	0	2
Piotr Lisek POL	0	1	1+1=	3	Lalonde Gordon TTO	1	1	0	2
Paul Tanui KEN	0	0	3	3	Jarrin Solomon TTO	1	1	0	2 [^]
Wojciech Nowicki POL	0	0	2+1=	3	Joshua Cheptegei UGA	1	1	0	2
Ivan Tikhon BLR	2	0	0	2	Bohdan Bondarenko UKR	1	1=	0	2
Abel Antón ESP	2	0	0	2	Gennadiy Avdeyenko URS/UKR	1	1=	0	2
Muktar Edris ETH	2	0	0	2	Yuriy Sedykh URS/RUS	1	1	0	2
Ladji Doucouré FRA	2	0	0	2	Rai Benjamin USA	1	1	0	2
Mark Richardson GBR	2	0	0	2 [^]	Mike Franks USA	1	1	0	2 [^]
Maurizio Damilano ITA	2	0	0	2	Bryshon Nellum USA	1	1	0	2 [^]
Nickel Ashmeade JAM	2	0	0	2	Andrew Rock USA	1	1	0	2
Yohan Blake JAM	2	0	0	2	Andrew Valmon USA	1	1	0	2
Abel Kirui KEN	2	0	0	2	Brad Walker USA	1	1	0	2
Ismael Kirui KEN	2	0	0	2	Quincy Watts USA	1	1	0	2
David Rudisha KEN	2	0	0	2	Bernard Williams USA	1	1	0	2
Jaouad Gharib MAR	2	0	0	2	Djabir Saïd-Guerni ALG	1	0	1	2
Karsten Warholm NOR	2	0	0	2	Carl Oliver BAH	1	0	1	2 [^]
Saif Saaeed Shaheen QAT	2	0	0	2	Yousef Saad Kamel BRN	1	0	1	2
Andrey Abduvaliyev TJK	2	0	0	2	Derek Drouin CAN	1	0	1	2
Sergey Litvinov URS/RUS	2	0	0	2	Martin Buss GER	1	0	1	2
Jon Drummond USA	2	0	0	2	Hartwig Gauder GDR/GER	1	0	1	2
Trey Hardee USA	2	0	0	2	Thomas Schönlebe GDR/GER	1	0	1	2
Sam Kendricks USA	2	0	0	2	Johannes Vetter GER	1	0	1	2
Noah Lyles USA	2	0	0	2	Heinz Weis GER	1	0	1	2
Derek Mills USA	2	0	0	2 [^]	Kirani James GRN	1	0	1	2
Edwin Moses USA	2	0	0	2	Saïd Aouita MAR	1	0	1	2
Vernon Norwood USA	2	0	0	2 [^]	Salah Hissou MAR	1	0	1	2
Tyrell Richard USA	2	0	0	2 [^]	Daniel García MEX	1	0	1	2
David Verburg USA	2	0	0	2	Tomas Walsh NZL	1	0	1	2
Darold Williamson USA	2	0	0	2	Jacek Bocian POL	1	0	1	2 [^]
Dmitri Markov AUS	1	1	0	2	Tomasz Czubak POL	1	0	1	2
Steven Gardiner BAH	1	1	0	2	Piotr Długościelski POL	1	0	1	2 [^]
Troy McIntosh BAH	1	1	0	2 [^]	Robert Maćkowiak POL	1	0	1	2
Martín Fiz ESP	1	1	0	2	Paweł Wojciechowski POL	1	0	1=	2
Miguel Ángel López ESP	1	1	0	2	Mbulaeni Mulaudzi RSA	1	0	1	2
Valentí Massana ESP	1	1	0	2	Sergey Makarov RUS	1	0	1	2
Andrus Värnik EST	1	1	0	2	Roman Rasskazov RUS	1	0	1	2
Lelisa Desisa ETH	1	1	0	2	Abdi Bile SOM	1	0	1	2
Ibrahim Jeylan ETH	1	1	0	2	Jereem Richards TTO	1	0	1	2
Kimmo Kinnunen FIN	1	1	0	2	Christian Cantwell USA	1	0	1	2
Valentin Kononen FIN	1	1	0	2	Walter Davis USA	1	0	1	2
Aki Parviainen FIN	1	1	0	2	Willie Gault USA	1	0	1	2
Seppo Rätty FIN	1	1	0	2	CJ Hunter USA	1	0	1	2
Yohann Diniz FRA	1	1	0	2	Emmit King USA	1	0	1	2
Marc Raquil FRA	1	1	0	2	Tim Montgomery USA	1	0	1	2
Adam Gemili GBR	1	1	0	2	Tyree Washington USA	1	0	1	2
David Greene GBR	1	1	0	2 [^]	André Williams BAH	0	2	0	2
Phillips Idowu GBR	1	1	0	2	Wang Zhen CHN	0	2	0	2
Nethaneel Mitchell-Blake GBR	1	1	0	2	Yoandri Betanzos CUB	0	2	0	2
Derek Redmond GBR	1	1	0	2	Anier García CUB	0	2	0	2

NAME	Gold	Silver	Bronze	Total	NAME	Gold	Silver	Bronze	Total
Pedro Pichardo CUB	0	2	0	2	Lewis-Francis GBR; Christian Malcolm GBR; Rabah Yousif GBR; Ralf Bartels GER; Boris Henry GER; Hansjörg Kunze GDR; Michael Möllenbeck GER; Tibor Gécsek HUN; Stefano Baldini ITA; Alex Schwazer ITA; Yoshihide Kiryu JPN; Shuhei Tada JPN; Dai Tamesue JPN; Dmitriy Karpov KAZ; Bernard Barmasai KEN; Marek Plawgo POL; Piotr Rysiukiewicz POL; Rafał Wieruszewski POL (^); Aleksandr Bagach UKR; Yevgeniy Misyulya URS/BLR; Larry Myricks USA; David Payne USA				
Ahmed Salah DJI	0	2	0	2					
Fermín Cacho ESP	0	2	0	2					
Romain Mesnil FRA	0	2	0	2					
Steve Backley GBR	0	2	0	2					
Oliver-Sven Buder GER	0	2	0	2					
Werner Schildhauer GDR	0	2	0	2					
Ignisious Gaisah GHA/NED	0	2	0	2					
Krisztián Pars HUN	0	2	0	2					
Nathon Allen JAM	0	2	0	2					
James Beckford JAM	0	2	0	2					
Chris Williams JAM	0	2	0	2					
Patrick Sang KEN	0	2	0	2					
Khalid Boulami MAR	0	2	0	2					
Adam Kszczot POL	0	2	0	2					
Javier Culson PUR	0	2	0	2					
Jozef Pribilinec TCH	0	2	0	2					
Jacey Harper TTO	0	2	0	2					
Mikhail Shchennikov URS/RUS	0	2	0	2					
Leonid Voloshin URS/RUS	0	2	0	2					
Walter Dix USA	0	2	0	2					
Steve Brimacombe AUS	0	1	1	2					
Mitchell Watt AUS	0	1	1	2					
Amel Tuka BIH	0	1	1	2					
José Luiz Barbosa BRA	0	1	1	2					
André da Silva BRA	0	1	1	2					
Édson Ribeiro BRA	0	1	1	2					
Dylan Armstrong CAN	0	1	1	2					
Mark Boswell CAN	0	1	1	2					
Mike Smith CAN	0	1	1	2					
Luis Delís CUB	0	1	1	2					
Guillermo Martínez CUB	0	1	1	2					
Leonel Suárez CUB	0	1	1	2					
Kyriakos Ioannou CYP	0	1	1	2					
Yago Lamela ESP	0	1	1	2					
José Marín ESP	0	1	1	2					
Fita Bayissa ETH	0	1	1	2					
Hagos Gebrhiwet ETH	0	1	1	2					
Assefa Mezegebu ETH	0	1	1	2					
Christophe Lemaitre FRA	0	1	1	2					
Todd Bennett GBR	0	1	1	2 [^]					
Michael Bingham GBR	0	1	1	2					
Phil Brown GBR	0	1	1	2					
Jason Gardener GBR	0	1	1	2					
Dean Macey GBR	0	1	1	2					
Conrad Williams GBR	0	1	1	2					
Rico Freimuth GER	0	1	1	2					
Siegfried Wentz FRG	0	1	1	2					
Aleksandr Averbukh ISR	0	1	1	2					
Pietro Mennea ITA	0	1	1	2					
Ray Stewart JAM	0	1	1	2					
Richard Chelimo KEN	0	1	1	2					
Samson Kitur KEN	0	1	1	2					
Richard Matelong KEN	0	1	1	2					
Soufiane El-Bakkali MAR	0	1	1	2					
Ali Ezzine MAR	0	1	1	2					
Khalid Skah MAR	0	1	1	2					
Francis Obikwelu NGR	0	1	1	2					
João Vieira POR	0	1	1	2					
LJ van Zyl RSA	0	1	1	2					
Viktor Bryzgin URS/UKR	0	1	1	2					
Vladimir Muravyov URS/KAZ	0	1	1	2					
Randy Barnes USA	0	1	1	2					
Matthew Centrowitz USA	0	1	1	2					
Mark Everett USA	0	1	1	2 [^]					
Jack Pierce USA	0	1	1	2					
Two bronzes – Kevin Borlée BEL; Vasiliy Kaptyukh BLR; Aaron Brown CAN; Atlee Mahorn CAN; Justyn Warner CAN; Reyes Estévez ESP; Mahiedine Mekhissi-Benabbad FRA; Mark Lewis-Francis GBR; Christian Malcolm GBR; Rabah Yousif GBR; Ralf Bartels GER; Boris Henry GER; Hansjörg Kunze GDR; Michael Möllenbeck GER; Tibor Gécsek HUN; Stefano Baldini ITA; Alex Schwazer ITA; Yoshihide Kiryu JPN; Shuhei Tada JPN; Dai Tamesue JPN; Dmitriy Karpov KAZ; Bernard Barmasai KEN; Marek Plawgo POL; Piotr Rysiukiewicz POL; Rafał Wieruszewski POL (^); Aleksandr Bagach UKR; Yevgeniy Misyulya URS/BLR; Larry Myricks USA; David Payne USA									
					WOMEN				
					Allyson Felix USA	13	3	2	18 [^]
					Merlene Ottey JAM	3	4	7	14
					Shelly-Ann Fraser-Pryce JAM	9	2	0	11 [^]
					Veronica Campbell-Brown JAM	3	7	1	11
					Jearl Miles-Clark USA	4	3	2	9
					Gail Devers USA	5	3	0	8
					Gwen Torrence USA	3	4	1	8
					Christine Ohuruogu GBR	2	1	5	8
					Sanya Richards-Ross USA	5	2	0	7
					Carmelita Jeter USA	3	1	3	7 [^]
					Yuliya Nosova/Pechonkina RUS	2	3	2	7
					Beverly McDonald JAM	1	4	2	7 [^]
					Lorraine Graham/Fenton JAM	1	3	3	7
					Tirunesh Dibaba ETH	5	1	0	6
					Jessica Beard USA	5	1	0	6 [^]
					Natasha Hastings USA	5	1	0	6 [^]
					Kerron Stewart JAM	3	3	0	6 [^]
					Heike Daute/Drechsler GDR/GER	2	2	2	6
					Gong Lijiao CHN	2	1	3	6
					Novlene Williams-Mills JAM	1	4	1	6
					Irina Privalova URS/RUS	1	3	2	6
					Grit Breuer GER	1	2	3	6
					Liu Hong CHN	4	1	0	5
					Vivian Cheruiyot KEN	4	1	0	5
					Valerie Adams/Vili NZL	4	1	0	5
					Lauryn Williams USA	3	2	0	5 [^]
					Maria Mutola MOZ	3	1	1	5
					Eunice Barber FRA	2	3	0	5
					Lashinda Demus USA	2	2	1	5
					Caterine Ibargüen COL	2	1	2	5
					Meseret Defar ETH	2	1	2	5
					Dafne Schippers NED	2	1	2	5
					Shericka Jackson JAM	2	0	3	5
					Dina Asher-Smith GBR	1	3	1	5
					Muriel Hurtis FRA	1	2	2	5
					Inga Babakova URS/UKR	1	1+1=	2	5
					Christine Arron FRA	1	1	3	5
					Merlene Frazer JAM	1	1	2+1=	5 [^]
					Deon Hemmings JAM	1	1	3	5 [^]
					Sandie Richards JAM	1	1	3	5
					Shericka Williams JAM	0	5	0	5
					Nadine Kleinert/-Schmitt GER	0	4	1	5
					Nicola Sanders GBR	0	1	4	5
					Anita Włodarczyk POL	4	0	0	4
					Jackie Joyner-Kersey USA	4	0	0	4
					Brittney Reese USA	4	0	0	4
					Yipsi Moreno CUB	3	1	0	4
					Barbora Špotáková CZE	3	1	0	4
					Silke Gladisch/Möller GDR	3	1	0	4
					Marita Koch GDR	3	1	0	4
					Tatyana Lebedeva RUS	3	1	0	4
					Tatyana Samolenko/Dorovskikh URS/UKR	3	1	0	4
					Phyllis Francis USA	3	1	0	4 [^]
					Caster Semenya RSA	3	0	1	4
					Yelena Isinbaeva RUS	3	0	1	4
					Marion Jones USA	3	0	1	4
					Blanka Vlašić CRO	2	2	0	4
					Torri Edwards USA	2	2	0	4
					Inger Miller USA	2	2	0	4

NAME	Gold	Silver	Bronze	Total	NAME	Gold	Silver	Bronze	Total
Dalilah Muhammad USA	2	2	0	4	Christina Schwanitz GER	1	1	1	3
Debbie Ferguson/-McKenzie BAH	2	1	1	4	Aleen Bailey JAM	1	1	1	3
Sandra Perković CRO	2	1	1	4	Dahlia Duhaney JAM	1	1	1	3 [^]
Yargelis Savigne CUB	2	1	1	4	Simone Facey JAM	1	1	1	3
Almaz Ayana ETH	2	1	1	4	Brigitte Foster/-Hylton JAM	1	1	1	3
Fiona May ITA	2	1	1	4	Anastasia Le-Roy JAM	1	1	1	3 [^]
Francena McCorory USA	2	1	1	4	Anastasiya Kapachinskaya RUS	1	1	1	3
Katrin Krabbe GER	2	0	2	4	Olesya Zykina RUS	1	1	1	3 [^]
Sifan Hassan NED	2	0	2	4	Galina Malchugina URS/RUS	1	1	1	3
Natasha Kaiser-Brown USA	1	3	0	4 [^]	Kim Batten USA	1	1	1	3
Chandra Sturup BAH	1	2	1	4	Yarisley Silva CUB	1	0	1+1=	3
Christina Oberghöll GER	1	2	1	4	Uta Rohländer GER	1	0	2	3
Juliet Cuthbert JAM	1	2	1	4	Stephenie Ann McPherson JAM	1	0	2	3
Fernanda Ribeiro POR	1	2	1	4	Ana Guevara MEX	1	0	2	3
Anna Chicherova RUS	1	2=	1	4	Lidia Šimon ROU	1	0	2	3
Svetlana Feofanova RUS	1	1	2	4	Kajsa Bergqvist SWE	1	0	2	3
Svetlana Krivelyova URS/RUS	1	1	2	4	Shereefa Lloyd JAM	0	3	0	3 [^]
Steffi Nerius GER	1	0	3	4	Olga Kuzenkova RUS	0	3	0	3
Zhang Wenxiu CHN	0	2	2	4	Shaunae Miller/-Uibo BAH	0	2	1	3
Yarelis Barrios CUB	0	2	2	4	Marie-Josée Ta Lou CIV	0	2	1	3
Nicoleta Grasu ROU	0	1	3	4	Eilidh Child/Doyle GBR	0	2	1	3
Lee McConnell GBR	0	0	4	4	Kelly Holmes GBR	0	2	1	3
Jessica Ennis/-Hill GBR	3	0	0	3	Anastasia Kelesidou GRE	0	2	1	3
Sabine Busch GDR	3	0	0	3	Monika Pyrek POL	0	1+1=	1	3
Franka Dietzsch GER	3	0	0	3	Tatyana Kotova RUS	0	2	1	3
Astrid Kumbernuss GER	3	0	0	3	Lyubov Gurina URS/RUS	0	2	1	3
Gabriela Szabo ROU	3	0	0	3	Valentina Tsybulskaya BLR	0	1	2	3
Mariya Kuchina/Lasitskené RUS/ANA	3	0	0	3	Lu Huihui CHN	0	1	2	3
Carolina Klüft SWE	3	0	0	3	Wang Zheng CHN	0	1	2	3
Sally Pearson AUS	2	1	0	3	Katerína Thánou GRE	0	1	2	3
Ellina Zvereva BLR	2	1	0	3	Antonietta Di Martino ITA	0	1=	2	3
Huang Zhihong CHN	2	1	0	3	Delloreen Ennis-London JAM	0	1	2	3
Ana Quirot CUB	2	1	0	3	Michelle Freeman JAM	0	1	2	3 [^]
Sabine Braun GER	2	1	0	3	Olga Rypakova KAZ	0	1	2	3
Marlies Göhr GDR	2	1	0	3	Vita Pavlysh UKR	0	1	2	3
Miréla Tzelili/Manjani GRE	2	1	0	3	Mariya Pinigina URS/KGZ	0	1	2	3
Edna Kiplagat KEN	2	1	0	3	Jana Pittman/Rawlinson AUS	2	0	0	2
Catherine Ndereba KEN	2	1	0	3	Maryam Jamal BRN	2	0	0	2
Nezha Bidouane MAR	2	1	0	3	Stefka Kostadinova BUL	2	0	0	2
Jarmila Kratochvílová TCH	2	1	0	3	Osleidys Menéndez CUB	2	0	0	2
Zhanna Pintusevich/-Block UKR	2	1	0	3	Zuzana Hejnová CZE	2	0	0	2
Olga Bryzgina URS/UKR	2	1	0	3	Marie-José Pérec FRA	2	0	0	2
Chryste Gaines USA	2	1	0	3	Martina Opitz/Hellmann GDR	2	0	0	2
Hassiba Boulmerka ALG	2	0	1	3	Dagmar Rübsam/Neubauer GDR	2	0	0	2
Cathy Freeman AUS	2	0	1	3	Hestrie Cloete RSA	2	0	0	2
Natasha Morrison JAM	2	0	1	3 [^]	Olimpiada Ivanova RUS	2	0	0	2
Hellen Obiri KEN	2	0	1	3	Tatyana Tomashova RUS	2	0	0	2
Trine Hattestad NOR	2	0	1	3	Tatyana Ledovskaya URS/BLR	2	0	0	2
Ludmila Narozhilenko/Engquist URS/SWE	2	0	1	3	Me'Lisa Barber USA	2	0	0	2
Tianna Madison/Bartoletta USA	2	0	1	3	Mary Decker USA	2	0	0	2
Tori Bowie USA	2	0	1	3	Stacy Dragila USA	2	0	0	2
Berhane Adere ETH	1	2	0	3	Kendall Ellis USA	2	0	0	2 [^]
Betty Heidler GER	1	2	0	3	Courtney Okolo USA	2	0	0	2 [^]
Sherone Simpson JAM	1	2	0	3 [^]	Michelle Perry USA	2	0	0	2
Milcah Chemos Ken	1	2	0	3	DeeDee Trotter USA	2	0	0	2 [^]
Janet Jepkosgei KEN	1	2	0	3	Yulimar Rojas VEN	2	0	0	2
Faith Kipyegon KEN	1	2	0	3	Dani Samuels/Stevens AUS	1	1	0	2
Manuela Machado POR	1	2	0	3	Pauline Davis/Davis-Thompson BAH	1	1	0	2
Svetlana Goncharenko RUS	1	2	0	3 [^]	Nafissatou Thiam BEL	1	1	0	2
Michelle Collins USA	1	2	0	3 [^]	Amantle Montsho BOT	1	1	0	2
Jenny Simpson USA	1	2	0	3	Fabiana Murer BRA	1	1	0	2
Maicel Malone/-Wallace USA	1	2	0	3	Rose Chelimo BRN	1	1	0	2
Salwa Eid Nasser BRN	1	1	1	3	Perdita Felicien CAN	1	1	0	2
Niurka Montalvo CUB/ESP	1	1	1	3	Denia Caballero CUB	1	1	0	2
Sylviane Félix FRA	1	1	1	3	Derartu Tulu ETH	1	1	0	2
Patricia Girard FRA	1	1	1	3	Paula Radcliffe GBR	1	1	0	2
Sally Gunnell GBR	1	1	1	3	Fatima Whitbread GBR	1	1	0	2
Ellen Neumann/Fiedler GDR	1	1	1	3 [^]	Petra Müller GDR	1	1	0	2
Anja Rucker GER	1	1	1	3	Sonia O'Sullivan IRL	1	1	0	2

NAME	Gold	Silver	Bronze	Total	NAME	Gold	Silver	Bronze	Total
Sheri-Ann Brooks JAM	1	1	0	2 [^]	Taťana Kocembová TCH	0	2	0	2
Elaine Thompson-/Herah JAM	1	1	0	2	Yelena Yelesina URS/RUS	0	2	0	2
Melaine Walker JAM	1	1	0	2	English Gardner USA	0	2	0	2
Tatyana Chebykina RUS	1	1	0	2	Regina Jacobs USA	0	2	0	2
Tatyana Lysenko RUS	1	1	0	2	Sandi Morris USA	0	2	0	2
Natalya Nazarova RUS	1	1	0	2	Kerry Junna-/Saxby AUS	0	1	1	2
Svetlana Pospelova RUS	1	1	0	2 [^]	Natalya Sazanovich BLR	0	1	1	2
Yekaterina Volkova RUS	1	1	0	2	Iva Prandzheva BUL	0	1	1	2
Olga Yegorova RUS	1	1	0	2	Qieyang Shenjie CHN	0	1	1	2
Habiba Ghribi TUN	1	1	0	2	Frédérique Bangué FRA	0	1	1	2 [^]
Tamara Bykova URS/RUS	1	1	0	2	Mélina Robert-Michon FRA	0	1	1	2
Natalya Lisovskaya URS/RUS	1	1	0	2	Kathy Cook GBR	0	1	1	2
Olga V. Nazarova URS/RUS	1	1	0	2	Ashleigh Nelson GBR	0	1	1	2
Tatyana Alekseyeva URS/RUS	1	1	0	2 [^]	Perri Shakes-Drayton GBR	0	1	1	2 [^]
Alexandria Anderson USA	1	1	0	2 [^]	Nadine Müller GER	0	1	1	2
Emma Coburn USA	1	1	0	2	Kathrin Neimke GDR/GER	0	1	1	2
Kim Graham USA	1	1	0	2	Cornelia Oschkenat GDR	0	1	1	2
Florence Griffith USA	1	1	0	2	Christine Wachtel GDR/GER	0	1	1	2
Sydney McLaughlin USA	1	1	0	2	Elisabetta Perrone ITA	0	1	1	2
Rochelle Stevens USA	1	1	0	2	Elisa Rigauda ITA	0	1	1	2
Savatheda Fynes BAH	1	0	1	2	Tiffany James JAM	0	1	1	2
Natalya Shikolenko BLR	1	0	1	2	Jura Levy JAM	0	1	1	2 [^]
Tsvetanka Khristova BUL	1	0	1	2	Roneisha McGregor JAM	0	1	1	2 [^]
Ginka Zagorcheva BUL	1	0	1	2	Ronetta Smith JAM	0	1	1	2
Daimi Pernía CUB	1	0	1	2	Reiko Tosa JPN	0	1	1	2
Genzebe Dibaba ETH	1	0	1	2	Olga Shishigina KAZ	0	1	1	2
Gete Wami ETH	1	0	1	2	Zahra Ouaziz MAR	0	1	1	2
Sari Essayah FIN	1	0	1	2	Blessing Okagbare NGR	0	1	1	2
Kirsten Emmelmann GDR	1	0	1	2	Iga Baumgart POL	0	1	1	2
Anke Feller GER	1	0	1	2	Malgorzata Holub/-Kowalik POL	0	1	1	2
Melanie Paschke GER	1	0	1	2	Justyna Świąty/-Ersetic POL	0	1	1	2
Cornelia Ullrich GDR	1	0	1	2 [^]	Patrycja Wyciszek/Zawadzka POL	0	1	1	2 [^]
Marion Wagner GER	1	0	1	2	Sunette Viljoen RSA	0	1	1	2
Katerina Stefanídi GRE	1	0	1	2	Margarita Ponomaryova RUS	0	1	1	2
Michelle Burgher JAM	1	0	1	2 [^]	Natalya Sadova RUS	0	1	1	2
Danielle Williams JAM	1	0	1	2	Susanthika Jayasinghe SRI	0	1	1	2
Sally Barsosio KEN	1	0	1	2	Letitia Vriesde SUR	0	1	1	2
Hyvin Jepkemoi KEN	1	0	1	2	Larysa Berezhnaya URS/UKR	0	1	1	2
Linet Masai KEN	1	0	1	2	Diane Dixon USA	0	1	1	2
Eunice Sum KEN	1	0	1	2	Sandra Glover USA	0	1	1	2
Ingrid Christensen/Kristiansen NOR	1	0	1	2	Lillie Leatherwood USA	0	1	1	2
Carla Sacramento POR	1	0	1	2	Dawn Harper/Nelson USA	0	1	1	2
Natalya Antyukh RUS	1	0	1	2	Two bronzes – Ejegayehu Dibaba ETH; Ayelech Worku ETH;				
Anna Biryukova RUS	1	0	1	2	Manuela Montebrun FRA; Donna Fraser GBR ([^]); Jenny				
Olga Burova/Chernyavskaya RUS	1	0	1	2	Meadows GBR ([^]); Gesa Felicitas Krause GER; Juliet Campbell				
Svetlana Masterkova RUS	1	0	1	2	JAM; Masako Chiba JPN; Tegla Loroupe KEN; Agnes Tirop				
Yelena Nikolayeva RUS	1	0	1	2	KEN; Ella Kovacs ROU; Anna Pyatykh RUS; Ivana				
Amy Mbacké Thiam SEN	1	0	1	2	Španović/Vuleta SRB; Kelly-Ann Baptiste TTO; Yekaterina				
Ghada Shouaa SYR	1	0	1	2	Podkopayeva URS/RUS; Michelle Carter USA; Alysia Johnson				
Olga Saladukha UKR	1	0	1	2	Montaño USA; Ajee' Wilson USA				
Natalya Pomoshchnikova/Voronova URS/RUS	1	0	1	2					
Morolake Akinosun USA	1	0	1	2					
Diane Williams USA	1	0	1	2					
Brianne Theisen-Eaton CAN	0	2	0	2					
Zhong Huandi CHN	0	2	0	2					
Murielle Ahoure CIV	0	2	0	2					
Françoise Mbango CMR	0	2	0	2					
Marta Domínguez ESP	0	2	0	2					
Denise Lewis GBR	0	2	0	2					
Daryll Neita GBR	0	2	0	2					
Asha Philip GBR	0	2	0	2					
Petra Felke/Meier GDR/GER	0	2	0	2					
Jennifer Oeser GER	0	2	0	2					
Ilke Wyludda GER	0	2	0	2					
Davita Prendergast JAM	0	2	0	2					
Rosemarie Whyte JAM	0	2	0	2					
Sylvia Kibet KEN	0	2	0	2					
Hasna Benhassi MAR	0	2	0	2					
Tatyana Shikolenko RUS	0	2	0	2					



MOST APPEARANCES

Here are lists of all those athletes who have competed at six or more editions of the World Athletics Championships. Where an athlete had been personally doping-disqualified (see from page 87), the relevant year is struck through.

MEN

	NAME	COUNTRY	YEARS CONTESTED	EVENT (S)
13	Jesús Ángel García	ESP	93 95 97 99 01 03 05 07 09 11 13 15	19 50km Walk
11	João Vieira	POR	99 01 03 05 07 09 11 13 15 17 19	20km Walk/50km Walk
10	Virgilijus Alekna	LTU	95 97 99 01 03 05 07 09 11 13	Discus Throw
	Kim Collins	SKN	95 97 99 01 03 05 07 09 11	15 100m/200m/4x100mR
9	Tim Berrett	CAN	91 93 95 97 99 01 03 05 07	20km Walk/50km Walk
	Danny McFarlane	JAM	93 95 97 99 01 03 05 07 09	400m/400mH/4x400mR
	Hatem Ghoula	TUN	93 95 97 99 01 03 05 07	13 20km Walk
	Nicola Vizzoni	ITA	97 99 01 03 05 07 09 11 13	Hammer Throw
	Chris Brown	BAH	99 01 03 05 07 09 11 13 15	400m/4x400mR
	Ser-Od Bat-Ochir	MGL	03 05 07 09 11 13 15 17 19	Marathon
8	Jan Železný	TCH/CZE	87 91 93 95 97 99 01 03	Javelin Throw
	Lars Riedel	GER	91 93 95 97 99 01 03 05	Discus Throw
	Dragutin Topić	YUG/IWP/SCG/SRB	91 93 95 97 99 05 07 09	High Jump
	Kevin Sullivan	CAN	93 95 97 99 01 03 05 07	1500m
	Manuel Martínez	ESP	93 95 97 01 03 05 07 09	Shot Put
	Aleksander Tammert	EST	95 97 99 01 03 05 07 09	Discus Throw
	Koji Murofushi	JPN	95 97 99 01 03 07 11 13	Hammer Throw
	Szymon Ziółkowski	POL	95 99 01 05 07 09 11 13	Hammer Throw
	Marlon Devonish	GBR	97 99 01 03 05 07 09 11	100m/200m/4x100mR
	Sergey Makarov	RUS	97 99 01 03 05 07 09 11	Javelin Throw
	Ēriks Rags	LAT	97 99 01 03 05 07 09 11	Javelin Throw
	Roman Šebrle	CZE	97 99 01 03 05 07 09 11	Decathlon
	Omar Zepeda	MEX	97 01 05 07 09 11 13	17 20km Walk/50km Walk
	Mario Pestano	ESP	99 01 03 05 07 09 11 13	Discus Throw
	Félix Sánchez	DOM	99 01 03 05 07 09 11 13	400mH/4x400mR
	Bouabdallah Tahri	FRA	99 01 03 05 07 09 11 13	1500m/3000mSC
	Zoltán Kővágó	HUN	01 03 05 07 09 11 15 17	Discus Throw
	Ezekiel Kemboi	KEN	03 05 07 09 11 13 15 17	3000mSC
	Gerd Kanter	EST	03 05 07 09 11 13 15 17	Discus Throw
	Churandy Martina	AHO/NED	03 05 07 09 11 13 15	19 100m/200m/4x100mR
	Horacio Nava	MEX	05 07 09 11 13 15 17 19	20km Walk/50km Walk
	Krisztián Pars	HUN	05 07 09 11 13 15 17 19	Hammer Throw
	Martyn Rooney	GBR	05 07 09 11 13 15 17 19	400m/4x400mR/u4x400mR
7	Jürgen Schult	GER	83 87 91 93 95 97 99	Discus Throw
	Mick Hill	GBR	87 91 93 95 97 99 01	Javelin Throw
	Florian Schwarthoff	GER	87 91 93 95 97 99 01	110mH/4x100mR
	Bruny Surin	CAN	87 91 93 95 97 99 01	100m/Long Jump/4x100mR
	Sándor Urbanik	HUN	87 91 93 95 97 99 01	20km Walk/50km Walk
	Igor Astapkovich	URS/BLR	91 93 95 97 99 01 03	Hammer Throw
	Steve Backley	GBR	91 93 95 97 99 01 03	Javelin Throw
	Stéphane Diagana	FRA	91 93 95 97 99 01 03	400mH/4x400mR
	Fumio Imamura	JPN	91 93 95 97 99 01 03	50km Walk
	Robert Korzeniowski	POL	91 93 95 97 99 01 03	20km Walk/50km Walk
	Yevgeniy Misyulya	URS/BLR	91 93 95 97 99 01 03	20km Walk
	Vasiliy Kaptyukh	URS/BLR	91 93 95 97 01 03 05	Discus Throw
	Dragan Perić	YUG/IWP/SCG	91 93 97 99 01 03 05	Shot Put
	André da Silva	BRA	93 95 97 99 01 03 05	100m/200m/4x100mR
	Tomáš Dvůrák	CZE	93 95 97 99 01 03 05	Decathlon
	Miloš Holuša	CZE	93 95 97 99 01 03 05	20km Walk/50km Walk
	Sergey Korepanov	KAZ	93 95 97 99 01 03 05	50km Walk
	Denis Langlois	FRA	93 95 97 99 01 03 05	20km Walk/50km Walk
	Iván Pedroso	CUB	93 95 97 99 01 03 05	Long Jump
	Tim Lobinger	GER	93 95 97 99 03 05 07	Pole Vault
	Ilya Markov	RUS	95 97 99 01 03 05 07	20km Walk
	Jefferson Pérez	ECU	95 97 99 01 03 05 07	20km Walk
	Hendrick Ramaala	RSA	95 97 99 03 05 07	13 10,000m/Marathon
	Aziz Zakari	GHA	95 97 01 03 05 09 11	100m/4x100mR
	Periklís Iakovákis	GRE	97 99 01 03 05 07 09	400mH/4x400mR
	Aléxandros Papadimitríou	GRE	97 99 01 03 05 07 09	Hammer Throw
	Dwain Chambers	GBR	97 99 01 09 11 13	100m/200m/4x100mR

NAME	COUNTRY	YEARS CONTESTED	EVENT (S)
(7) Libor Charfreitag	SVK	99 01 03 05 07 09 11	Hammer Throw
Francisco Javier Fernández	ESP	99 01 03 05 07 09 11	20km Walk
Olli-Pekka Karjalainen	FIN	99 01 03 05 07 09 11	Hammer Throw
José Manuel Martínez	ESP	99 01 03 05 07 09 11	10,000m/Marathon
Andrey Mikhnevich	BLR	99 04 03 05 07 09 11	Shot Put
Trond Nymark	NOR	99 01 03 05 07 09 11	50km Walk
Mikel Odriozola	ESP	99 01 03 05 07 09 11	20km Walk/50km Walk
Khadevis Robinson	USA	99 01 03 05 07 09 11	800m
Dwight Phillips	USA	01 03 05 07 09 11 13	Long Jump
Andreas Thorkildsen	NOR	01 03 05 07 09 11 13	Javelin Throw
Robert Heffernan	IRL	01 05 07 09 13 15 17	20km Walk/50km Walk
Jaroslav Bába	CZE	03 05 07 09 11 13 15	High Jump
Bershawn Jackson	USA	03 05 07 09 11 13 15	400mH/4x400mR
Daichi Sawano	JPN	03 05 07 09 11 13 19	Pole Vault
Yahya Berrabah	MAR	03 05 07 09 11 17 19	Long Jump
Usain Bolt	JAM	05 07 09 11 13 15 17	100m/200m/4x100mR
Tero Pitkämäki	FIN	05 07 09 11 13 15 17	Javelin Throw
Dilshod Nazarov	TJK	05 07 09 11 13 15 17	Hammer Throw
Renny Quow	TTO	05 07 09 11 13 15 17	400m/4x400mR
LaShawn Merritt	USA	05 07 09 11 13 15 17	400m/4x400mR
Kerron Clement	USA	05 07 09 11 13 15 17	400mH/4x400mR
Luis López	COL	05 07 09 11 13 15 17	20km Walk/50km Walk
Hamza Alic	BIH	05 07 09 11 13 15 17	Shot Put
Marco De Luca	ITA	05 07 09 11 13 15 17	50km Walk
Yuzo Kanemaru	JPN	05 07 09 11 13 15 17	400m/4x400mR
Matej Tóth	SVK	05 07 09 11 13 15 19	20km Walk/50km Walk
Yohann Diniz	FRA	05 07 09 11 13 17 19	50km Walk
Nelson Évora	POR	05 07 09 11 15 17 19	Triple Jump
Jarkko Kinnunen	FIN	07 09 11 13 15 17 19	50km Walk
Andrés Chocho	ECU	07 09 11 13 15 17 19	20km Walk/50km Walk
Piotr Małachowski	POL	07 09 11 13 15 17 19	Discus Throw
Kim Hyun-Sup	KOR	07 09 11 13 15 17 19	20km Walk
Abdalaati Iguider	MAR	07 09 11 13 15 17 19	1500m
Rafał Augustyn	POL	07 09 11 13 15 17 19	20km Walk/50km Walk
Donald Thomas	BAH	07 09 11 13 15 17 19	High Jump
6 José Luiz Barbosa	BRA	83 87 91 93 95 97	800m/4x400mR
Sergey Bubka	URS/UKR	83 87 91 93 95 97	Pole Vault
Róbson da Silva	BRA	83 87 91 93 95 97	100m/200m/4x100mR
Ray Stewart	JAM	83 87 91 93 95 99	100m/200m/4x100mR
Robert Weir	GBR	83 93 95 97 99 01	Discus Throw/Hammer Throw
Abel Antón	ESP	87 91 93 95 97 99	5000m/10,000m/Marathon
Steve Moneghetti	AUS	87 91 93 95 97 99	10,000m/Marathon
José Urbano	POR	87 91 93 95 97 99	20km Walk/50km Walk
Dennis Mitchell	USA	87 91 93 95 97 01	100m/4x100mR
Javier Sotomayor	CUB	87 91 93 95 97 04	High Jump
Tibor Gécsek	HUN	87 91 93 95 99 01	Hammer Throw
Oliver-Sven Buder	GER	91 93 95 97 99 01	Shot Put
Giovanni De Benedictis	ITA	91 93 95 97 99 01	20km Walk/50km Walk
Raymond Hecht	GER	91 93 95 97 99 01	Javelin Throw
Fabrizio Mori	ITA	91 93 95 97 99 01	400mH/4x400mR
René Piller	FRA	91 93 95 97 99 01	50km Walk
Brian Wellman	BER	91 93 95 97 99 01	Triple Jump
Frankie Fredericks	NAM	91 93 95 97 99 03	100m/200m
Yoelbi Quesada	CUB	91 93 95 97 99 03	Triple Jump
Jean Galfione	FRA	91 93 95 97 99 05	Pole Vault
Troy Douglas	BER/NED	91 93 95 97 01 03	100m/200m/400m/4x100mR
Sergio Galidino	BRA	91 93 95 97 03 05	20km Walk/50km Walk
Dmitriy Shevchenko	URS/RUS	91 93 95 99 01 03	Discus Throw
Gheorghe Gușet	ROU	91 93 99 01 03 05	Shot Put
Robert Maćkowiak	POL	91 95 97 99 01 05	200m/400m/4x100mR/4x400mR
Jon Drummond	USA	93 95 97 99 01 03	100m/200m/4x100mR
Jonathan Edwards	GBR	93 95 97 99 01 03	Triple Jump
Haile Gebrselassie	ETH	93 95 97 99 01 03	5000m/10,000m
Boris Henry	GER	93 95 97 99 01 03	Javelin Throw
Ibrahim Meité	CIV	93 95 97 99 01 03	100m/4x100mR
Miguel Angel Rodríguez	MEX	93 95 97 99 01 03	50km Walk
Hezekiel Sepeng	RSA	93 95 97 99 01 03	800m/4x400mR
Alejandro Cárdenas	MEX	93 95 97 99 01 05	400m/4x100mR/4x400mR
Davian Clarke	JAM	93 95 97 99 03 05	400m/4x400mR

NAME	COUNTRY	YEARS CONTESTED	EVENT (S)
(6) Modris Liepiņš	LAT	93 97 99 01 03 05	20km Walk/50km Walk
Andrey Skvaruk	UKR	93 97 99 01 03 05	Hammer Throw
Craig Barrett	NZL	95 97 99 01 03 05	50km Walk
John Godina	USA	95 97 99 01 03 05	Shot Put/Discus Throw
Maurice Greene	USA	95 97 99 01 03 05	100m/200m/4x100mR
Allen Johnson	USA	95 97 99 01 03 05	110mH/4x400mR
Ilya Kononov	RUS	95 97 99 01 03 05	Hammer Throw
Jonathan N'Senga	BEL	95 97 99 01 03 05	110mH
Aki Parviainen	FIN	95 97 99 01 03 05	Javelin Throw
Aleksandar Raković	YUG/SCG	95 97 99 01 03 05	50km Walk
Smail Sghir	MAR/FRA	95 97 99 01 03 05	5000m/10,000m/Marathon
Bogdan Țăruș	ROU	95 97 99 01 03 05	Long Jump
Obadele Thompson	BAR	95 97 99 01 03 05	100m/200m/4x100mR
Nobuhara Asahara	JPN	95 97 01 03 05 07	100m/Long Jump/4x100mR
James Beckford	JAM	95 97 01 03 05 07	Long Jump/Triple Jump/4x100mR
Asaf Bimro	ISR	95 97 01 03 05 07	Marathon
Aleksey Voyevodin	RUS	95 97 01 03 05 07	50km Walk
Robert Kronberg	SWE	97 99 01 03 05 07	110mH
Reyes Estévez	ESP	97 99 01 03 05 09	1500m
Luis García	GUA	97 99 01 03 05 09	20km Walk/50km Walk
Aleksey Lukashevich	UKR	97 99 01 03 07 09	Long Jump
Francis Obikwelu	NGR/POR	97 99 03 05 07 09	100m/200m/4x100mR
Stanislav Olijar	LAT	97 99 03 05 07 09	110mH
Ivan Tikhon	BLR	97 01 03 05 07	15 Hammer Throw
Frantz Kruger	RSA/FIN	99 01 03 05 07 09	Discus Throw
Éric Milazar	MRI	99 01 03 05 07 09	400m/4x100mR
Ivan Trotskiy	BLR	99 01 03 05 07	13 20km Walk/50km Walk
Juan Cerra	ARG	99 01 03 05 09 11	Hammer Throw
Hamed Al-Bishi	KSA	99 01 03 05 09 11	200m/4x400mR
Rui Silva	POR	99 01 03 05 09 11	1500m/5000m/10,000m
Romain Mesnil	FRA	99 01 03 07 09 11	Pole Vault
Yonas Kifle	ERI	99 01 05 09 11 13	5000m/10,000m/Marathon
Mehdi Baala	FRA	01 03 05 07 09 11	800m/1500m
Avard Moncur	BAH	01 03 05 07 09 11	400m/4x400mR
Dwight Thomas	JAM	01 03 05 07 09 11	100m/110mH/4x100mR
Marc Burns	TTO	01 03 05 07 09 11	100m/4x100mR
Adam Nelson	USA	01 03 05 07 09 11	Shot Put
Walter Davis	USA	01 03 05 07 09 11	Long Jump/Triple Jump
Ralf Bartels	GER	01 03 05 07 09 11	Shot Put
Abderrahim Goumri	MAR	01 03 05 07 09 11	5000m/10,000m/Marathon
Tobias Unger	GER	01 03 05 07 09 11	100m/200m/4x100mR
Aleksandr Ivanov	RUS	01 03 05 07 09 11	Javelin Throw
Alexander Kosenkow	GER	01 03 05 07 09	15 100m/200m/4x100mR
Marian Oprea	ROU	01 03 05 11 13 15	Triple Jump
Mohamed Al-Salhi	KSA	03 05 07 09 11 13	800m/4x400mR
Pavel Lyzhin	BLR	03 05 07 09 11 13	Shot Put
Dmitriy Karpov	KAZ	03 05 07 09 11 13	Decathlon
Grzegorz Sudół	POL	03 05 07 09 11 13	50km Walk
Leevan Sands	BAH	03 05 07 09 11	15 Long Jump/Triple Jump
Zersenay Tadesse	ERI	03 05 07 09 11	19 5000m/10,000m/Marathon
Erik Tysse	NOR	03 05 07 09 13 15	20km Walk/50km Walk
Reese Hoffa	USA	03 07 09 11 13 15	Shot Put
Takayuki Tani	JPN	05 07 09 11 13 15	20km Walk/50km Walk
LJ van Zyl	RSA	05 07 09 11 13 15	400mH/4x100mR/4x400mR
Khotso Mokoena	RSA	05 07 09 11 13 15	Long Jump/Triple Jump
Jared Tallent	AUS	05 07 09 11 13 15	20km Walk/50km Walk
Tomasz Majewski	POL	05 07 09 11 13 15	Shot Put
Eşref Apak	TUR	05 07 09 11 15 17	Hammer Throw
Brimin Kipruto	KEN	05 07 09 11 15 17	3000mSC
Eder Sánchez	MEX	05 07 09 11 15 17	20km Walk
Nick Willis	NZL	05 07 11 13 15 17	1500m
Nery Brenes	CRC	05 07 11 13 15 17	400m
Rolando Palacios	HON	05 09 11 13 15 17	100m/200m
Konstadínos Filippídis	GRE	05 09 11 13 15 19	Pole Vault
José Ignacio Díaz	ESP	05 09 11 13 17 19	20km Walk/50km Walk
Justin Gatlin	USA	05 11 13 15 17 19	100m/200m/4x100mR
Mohamed Farah	GBR	07 09 11 13 15 17	5000m/10,000m
Giorgio Rubino	ITA	07 09 11 13 15 17	20km Walk
Keston Bledman	TTO	07 09 11 13 15 17	100m/4x100mR

	NAME	COUNTRY	YEARS CONTESTED	EVENT (S)
(6)	Javier Culson	PUR	07 09 11 13 15 17	400mH
	Asbel Kiprop	KEN	07 09 11 13 15 17	800m/1500m
	Benjamin Kiplagat	UGA	07 09 11 13 15 19	3000mSC
	Konstadínos Douvalídís	GRE	07 11 13 15 17 19	110mH
	Daniele Meucci	ITA	09 11 13 15 17 19	5000m/10,000m/Marathon
	Yoann Kowal	FRA	09 11 13 15 17 19	1500m/3000mSC
	Kevin Borlée	BEL	09 11 13 15 17 19	400m/4x400mR/u4x400mR
	Mauricio Arteaga	ECU	09 11 13 15 17 19	20km Walk
	Marcin Lewandowski	POL	09 11 13 15 17 19	800m/1500m
	Tyrone Smith	BER	09 11 13 15 17 19	Long Jump
	Christophe Lemaitre	FRA	09 11 13 15 17 19	100m/200m/4x100mR
	Renaud Lavillenie	FRA	09 11 13 15 17 19	Pole Vault
	Adam Kszczot	POL	09 11 13 15 17 19	800m
	Andrey Protzenko	UKR	09 11 13 15 17 19	High Jump
	Majjed Ghazal	SYR	09 11 13 15 17 19	High Jump
5	289 men			

WOMEN

11	Susana Feitór	POR	91 93 95 97 99 01 03 05 07 09 11	10,000m/10km/20km Walk
10	Franka Dietzsch	GER	91 93 95 97 99 01 03 05 07 09	Discus Throw
	Nicoleta Grasu	ROU	93 95 97 99 01 05 07 09 11 13	Discus Throw
9	Laverne Eve	BAH	87 91 95 97 99 01 03 05 07	Javelin Throw
	Jackie Edwards	BAH	91 93 95 97 99 01 03 05 07	Long Jump/Triple Jump
	Maria Mutola	MOZ	91 93 95 97 99 01 03 05 07	800m
	Elisângela Adriano	BRA	91 93 97 01 03 05 07 09 11	Shot Put/Discus Throw
	Venelina Veneva-Mateeva	BUL	91 95 99 01 03 05 09 11 15	High Jump
	Debbie Ferguson-McKenzie	BAH	95 97 99 01 03 07 09 11 13	100m/200m/4x100mR
	Zhang Wenxiu	CHN	01 03 05 07 09 11 13 15 17	Hammer Throw
	Inês Henriques	POR	01 05 07 09 11 13 15 17 19	20km Walk/50km Walk
	Allyson Felix	USA	03 05 07 09 11 13 15 17 19	200m/400m/4x100mR/4x400mR/u4x400mR
8	Merlene Ottey	JAM/SLO	83 87 91 93 95 97 03 07	100m/200m/4x100mR
	Yelena Nikolayeva	URS/RUS	87 93 95 97 99 01 03 05	10,000m/10km/20km Walk
	Fiona May	GBR/ITA	91 93 95 97 99 01 03 05	Long Jump
	Beverly McDonald	JAM	91 93 95 97 99 01 03 05	100m/200m/4x100mR
	Irina Yatchenko	URS/BLR	91 95 97 99 01 03 07 09	Discus Throw
	Eunice Barber	SLE/FRA	93 95 97 99 01 03 05 07	100mH/Long Jump/Heptathlon
	Steffi Nerius	GER	93 95 99 01 03 05 07 09	Javelin Throw
	Amy Acuff	USA	95 97 99 01 03 05 07 09	High Jump
	Chandra Sturruv	BAH	95 97 99 01 03 05 07 09	100m/200m/4x100mR
	María Vasco	ESP	95 99 01 03 05 07 09 11	10,000m/10km/20km Walk
	Nadine Kleinert/-Schmitt	GER	97 99 01 03 05 07 09 11	Shot Put
	Mélina Robert-Michon	FRA	01 03 07 09 13 15 17 19	Discus Throw
	Ruth Beitia	ESP	03 05 07 09 11 13 15 17	High Jump/4x100mR
	Levern Spencer	LCA	05 07 09 11 13 15 17 19	High Jump
	Zuzana Hejnová	CZE	05 07 09 11 13 15 17 19	400mH/4x400mR
	Dragana Tomašević	SCG/SRB	05 07 09 11 13 15 17 19	Discus Throw
7	Pauline Davis/-Thompson	BAH	83 87 91 93 95 97 99	100m/200m/400m/4x100mR
	Svetla Mitkova/-Sinirtaş	BUL/TUR	83 87 91 93 95 97 99	Shot Put/Discus Throw
	Heike Daute/Drechsler	GDR/GER	83 87 91 93 95 97 01	100m/Long Jump/Heptathlon/4x100mR
	Fernanda Ribeiro	POR	87 91 93 95 97 99 03	3000m/5000m/10,000m
	Liliana Allen	CUB/MEX	87 91 93 95 99 01 03	100m/200m/4x100mR/4x400mR
	Gail Devers	USA	91 93 95 97 99 01 03	100m/100mH/4x100mR
	Teresa Machado	POR	91 93 95 97 99 01 03	Discus Throw
	Jearl Miles Clark	USA	91 93 95 97 99 01 03	400m/800m/4x400mR
	Ellina Zvereva	URS/BLR	91 93 95 97 99 01 09	Discus Throw
	Svetlana Krivelyova	URS/RUS	91 93 97 99 01 03 05	Shot Put
	Letitia Vriesde	SUR	91 95 97 99 01 03 05	800m/1500m
	Berhane Adere	ETH	93 95 97 99 01 03 05	5000m/10,000m
	Zhanna Pintusevich/-Block	UKR	93 95 97 99 01 03 05	100m/200m
	Natalya Alimzhanova	KAZ	93 95 97 99 01 03 05	400mH/4x400mR
	Felicia Țilea/-Moldovan	ROU	93 95 97 99 01 05 07	Javelin Throw
	Kjersti Plätzer	NOR	93 95 99 01 03 07 09	10,000m/10km/20km Walk
	Kajsa Bergqvist	SWE	95 97 99 01 03 05 07	High Jump
	Mikaela Ingberg	FIN	95 97 99 01 03 05 09	Javelin Throw
	Natalya Sadova	RUS	95 97 99 04 03 05 09	Discus Throw
	Felipa Palacios	COL	95 97 99 01 05 07 09	100m/200m/4x100mR
	Yelena Antonova	UKR	97 99 01 03 05 07 09	Discus Throw
	Geovana Irusta	BOL	97 99 01 03 05 07 09	10,000m/10km/20km Walk
	Svetlana Tolstaya	KAZ	97 99 01 03 05 07 09	10,000m/10km/20km Walk

	NAME	COUNTRY	YEARS CONTESTED	EVENT (S)
(7)	Amy Mbacké Thiam	SEN	99 01 03 05 07 09 13	400m/4x400mR
	Yipsi Moreno	CUB	99 01 03 05 07 11 13	Hammer Throw
	Claudia Ștef	ROU	99 03 05 07 09 11 15	20km Walk
	Blanka Vlašić	CRO	01 03 05 07 09 11 15	High Jump
	Angela Whyte	CAN	01 03 05 07 09 13 17	100mH
	Christine Amertil	BAH	01 03 05 07 09 15 17	200m/400m/4x100mR/4x400mR
	Libania Grenot	CUB/ITA	01 05 09 11 13 15 17	400m/4x400mR
	Anna Chicherova	RUS	03 05 07 09 11 13 15	High Jump
	Elisa Rigaud	ITA	03 05 07 09 11 13 15	20km Walk
	Betty Heidler	GER	03 05 07 09 11 13 15	Hammer Throw
	Jennifer Dahlgren	ARG	05 07 09 11 13 15 17	Hammer Throw
	Novlene Williams/-Mills	JAM	05 07 09 11 13 15 17	400m/4x400mR
	Kathrin Klaas	GER	05 07 09 11 13 15 17	Hammer Throw
	Barbora Špotáková	CZE	05 07 09 11 15 17 19	Javelin Throw
	Natalya Semenova	UKR	05 07 11 13 15 17 19	Discus Throw
	Caterine Ibargüen	COL	05 09 11 13 15 17 19	High Jump/Triple Jump
	Ivet Lalova/-Collio	BUL	07 09 11 13 15 17 19	100m/200m
	Shara Proctor	AIA/GBR	07 09 11 13 15 17 19	Long Jump
	Jenny Simpson	USA	07 09 11 13 15 17 19	1500m/3000mSC
	Nadine Müller	GER	07 09 11 13 15 17 19	Discus Throw
	Brittney Reese	USA	07 09 11 13 15 17 19	Long Jump
	Gong Lijiao	CHN	07 09 11 13 15 17 19	Shot Put
6	Jackie Joyner/-Kersey	USA	83 87 91 93 95 97	Long Jump/Heptathlon
	Sabine Braun	GER	87 91 93 95 97 99	Long Jump/Heptathlon
	Aliuska López	CUB	87 91 93 95 97 99	100mH/4x100mR
	Connie Price-Smith	USA	87 91 93 95 97 99	Shot Put/Discus Throw
	Mayte Zúñiga	ESP	87 91 93 95 97 99	800m/1500m
	Kerry Junna/-Saxby	AUS	87 91 93 95 99 01	10,000m/10km/20km Walk
	Mary Onyali	NGR	87 91 93 95 01 03	100m/200m/4x100mR/4x400mR
	Graciela Mendoza	MEX	87 91 95 97 99 05	10,000m/10km/20km Walk
	Sandie Richards	JAM	87 93 95 97 01 03	400m/4x400mR
	Nezha Bidouane	MAR	91 93 95 97 99 01	400mH
	Deon Hemmings	JAM	91 93 95 97 99 01	400mH/4x400mR
	Leah Pells	CAN	91 93 95 97 99 01	1500m/3000m
	Annarita Sidoti	ITA	91 93 95 97 99 01	10,000m/10km/20km Walk
	Krystyna Zabawska	POL	91 93 97 99 01 03	Shot Put
	Inga Babakova	URS/UKR	91 95 97 99 01 03	High Jump
	Derartu Tulu	ETH	91 95 97 01 03 05	3000m/10,000m/Marathon
	Lyudmila Galkina	RUS	93 95 97 99 01 03	Long Jump
	Patricia Girard	FRA	93 95 97 99 01 03	100mH/4x100mR
	Valentina Gotovska	LAT	93 95 97 99 01 03	High Jump/Long Jump
	Kelly Holmes	GBR	93 95 97 99 01 03	800m/1500m
	Astrid Kumbernuss	GER	93 95 97 99 01 03	Shot Put
	Elisabetta Perrone	ITA	93 95 97 99 01 03	10,000m/10km/20km Walk
	Carla Sacramento	POR	93 95 97 99 01 03	800m/1500m
	Kaltouma Nadjina	CHA	93 95 97 99 01 05	200m/400m
	Debbie-Ann Parris/-Thymes	JAM	93 95 97 99 01 05	400mH/4x400mR
	Paula Radcliffe	GBR	93 95 97 99 01 05	3000m/5000m/10,000m/Marathon
	Nikola Brejchová	CZE	93 95 97 99 01 07	Javelin Throw
	Šárka Kašpárková	CZE	93 95 97 99 03 05	Triple Jump
	Miréla Manjani	ALB/GRE	95 97 99 01 03 05	Javelin Throw
	Tünde Vaszi	HUN	95 97 99 01 03 05	Long Jump
	Susanthika Jayasinghe	SRI	95 97 99 01 03 07	100m/200m/4x100mR
	Taina Kolkkala	FIN	95 97 99 01 03 07	Javelin Throw
	Natalya Safronnikova	BLR	95 97 99 01 03 07	100m/200m/4x100mR/4x400mR
	Lidia Șimon	ROU	95 97 99 01 07 09	Marathon
	Beatrice Faumuina	NZL	95 97 99 03 05 07	Discus Throw
	Tatyana Tereshchuk/-Antipova	UKR	95 97 99 03 05 07	400mH
	Yumileidi Cumbá	CUB	95 99 01 03 05 07	Shot Put
	Sonata Milušauskaitė	LTU	95 99 01 03 05 07	10,000m/10km/20km Walk
	Marta Domínguez	ESP	95 99 01 03 05 09	1500m/5000m/3000mSC
	Sonia Bisset	CUB	97 99 01 03 05 07	Javelin Throw
	Andrea Blackett	BAR	97 99 01 03 05 07	400mH/4x400mR
	Endurance Ojokolo	NGR	97 99 01 03 05 07	100m/4x100mR
	Jane Saville	AUS	97 99 01 03 05 07	10,000m/10km/20km Walk
	Osleidys Menéndez	CUB	97 99 01 03 05 09	Javelin Throw
	Irina Lishchynska	UKR	97 99 01 03 07 09	800m/1500m
	Anna Söderberg	SWE	97 99 03 05 07 09	Discus Throw
	Yamilé Aldama	CUB/SUD/GBR	97 99 05 07 09 11	Triple Jump

NAME	COUNTRY	YEARS CONTESTED	EVENT (S)
(6) Cydonie Mothersill	CAY	97 01 03 05 07 09	100m/200m
Nuta Olaru	ROU	97 01 03 05 07 09	Marathon
Aleen Bailey	JAM	99 01 03 05 07 09	100m/200m/4x100mR
Tatyana Lebedeva	RUS	99 01 03 05 07 09	Long Jump/Triple Jump
Manuela Montebrun	FRA	99 01 03 05 07 09	Hammer Throw
Nadezhda Ostapchuk	BLR	99 01 03 05 07 11	Shot Put
Melanie Seeger	GER	99 01 03 05 07 11	20km Walk
Nuria Fernández	ESP	99 01 03 05 09 11	1500m
Muriel Hurtis	FRA	99 01 03 07 11 13	200m/4x100mR/4x400mR
Helen Pattinson/Clitheroe	GBR	99 01 05 07 09 11	1500m/5000m/3000mSC
Kristina Saltanovič	LTU	99 03 05 09 11 13	20km Walk
Perdita Felicien	CAN	01 03 05 07 09 11	100mH
Monika Pyrek	POL	01 03 05 07 09 11	Pole Vault
Aliann Pompey	GUY	01 03 05 07 09 11	400m
Olive Loughnane	IRL	01 03 05 07 09 11	20km Walk
Austra Skujytė	LTU	01 03 05 07 09 11	Shot Put/Heptathlon
Vera Cechlová/-Pospíšilová	CZE	01 03 05 07 09 11	Discus Throw
Élodie Ouédraogo	BEL	01 03 05 07 09 11	400mH/4x100mR
Lee McConnell	GBR	01 03 05 07 09 11	400m/4x400mR
Natalia Rodríguez	ESP	01 03 05 09 11 13	1500m
Natalya Antyukh	RUS	01 05 07 09 11 13	400m/400mH/4x400mR
Martina Hrašnová	SVK	01 07 09 13 15 19	Hammer Throw
Yelena Isinbaeva	RUS	03 05 07 09 11 13	Pole Vault
Meseret Defar	ETH	03 05 07 09 11 13	5000m/10,000m
Valerie Adams/Vili	NZL	03 05 07 09 11 13	Shot Put
Anna Rogowska	POL	03 05 07 09 11 13	Pole Vault
Lucia Hrivnák	SVK	03 05 07 09 11 15	800m
Sanya Richards/-Ross	USA	03 05 07 09 11 15	200m/400m/4x400mR
Berta Castells	ESP	03 05 07 09 11 17	Hammer Throw
Vera Santos	POR	03 05 07 09 13 15	20km Walk
Natalya Pygyda	UKR	03 05 07 11 13 15	400m/4x100mR/4x400mR
Geisa Coutinho	BRA	03 05 09 11 15 19	400m/4x400mR/u4x400mR
Sally McLellan/Pearson	AUS	03 07 09 11 13 17	100m/100mH/4x100mR
Sunette Viljoen	RSA	03 09 11 13 15 19	Javelin Throw
Shalane Flanagan	USA	05 07 09 11 13 15	5000m/10,000m
Chiara Rosa	ITA	05 07 09 11 13 15	Shot Put
Gelete Burka	ETH	05 07 09 11 13 15	1500m/5000m/10,000m
Fabiana Murer	BRA	05 07 09 11 13 15	Pole Vault
Christina Obergföll	GER	05 07 09 11 13 15	Javelin Throw
Dana Veldáková	SVK	05 07 09 11 13 15	Triple Jump
Cleopatra Borel/-Brown	TTO	05 07 09 11 13 15	Shot Put
Christine Ohuruogu	GBR	05 07 09 11 13 15	400m/4x400mR
Amantle Montsho	BOT	05 07 09 11 13 17	400m/4x400mR
Christina Schwanitz	GER	05 09 11 13 15 19	Shot Put
Kelly-Ann Baptiste	TTO	05 09 11 15 17 19	100m/200m/4x100mR
Silke Spiegelburg	GER	07 09 11 13 15 17	Pole Vault
Natasha Hastings	USA	07 09 11 13 15 17	400m/4x400mR
Dani Samuels/Stevens	AUS	07 09 11 13 15 17	Discus Throw
Liu Hong	CHN	07 09 11 13 15 19	20km Walk
Shelly-Ann Fraser-Pryce	JAM	07 09 11 13 15 19	100m/200m/4x100mR
Bianca Ghelber	ROU	07 09 11 13 17 19	Hammer Throw
Olga Rypakova	KAZ	07 09 11 15 17 19	Triple Jump
Karoline Grøvdal	NOR	07 09 13 15 17 19	1500m/5000m/3000mSC
Jenn Stuczynski/Suhr	USA	07 11 13 15 17 19	Pole Vault
Michelle Carter	USA	09 11 13 15 17 19	Shot Put
Martina Ratej	SLO	09 11 13 15 17 19	Javelin Throw
Kimberly Williams	JAM	09 11 13 15 17 19	Triple Jump
Anita Márton	HUN	09 11 13 15 17 19	Shot Put/Discus Throw
Madara Palameika	LAT	09 11 13 15 17 19	Javelin Throw
Nicole Büchler	SUI	09 11 13 15 17 19	Pole Vault
Anne Zagré	BEL	09 11 13 15 17 19	100mH/4x100mR

5 198 women



WORLD ATHLETICS
CHAMPIONSHIPS
OREGON 22

YOUNGEST & OLDEST

These pages show the youngest and oldest gold medallists (G), medallists (M), finalists or top eight (F) and competitors (C) in each World Championship event, with the overall youngest and oldest in those categories shown in bold

MEN

EVENT		AGE	YOUNGEST	COUNTRY	DATE	AGE	OLDEST	COUNTRY	DATE		
100 Metres	G	21	245	Yohan Blake	JAM	28 Aug 11	35	176	Justin Gatlin	USA	5 Aug 17
	M	18	318	Darrel Brown	TTO	25 Aug 03	37	230	Justin Gatlin	USA	28 Sep 19
	F	18	318	Darrel Brown	TTO	25 Aug 03	37	230	Justin Gatlin	USA	28 Sep 19
	C	15	153	Darren Tuitt	MNT	5 Aug 95	39	139	Kim Collins	SKN	22 Aug 15
200 Metres	G	22	75	Noah Lyles	USA	1 Oct 19	29	6	Usain Bolt	JAM	27 Aug 15
	M	19	255	Alonso Edward	PAN	20 Aug 09	33	198	Justin Gatlin	USA	27 Aug 15
	F	18	157	Abdul Hakim Sani Brown	JPN	10 Aug 17	35	331	Frankie Fredericks	NAM	29 Aug 03
	C	16	172	Abdul Hakim Sani Brown	JPN	25 Aug 15	40	270	Troy Douglas	NED	27 Aug 03
400 Metres	G	18	363	Kirani James	GRN	30 Aug 11	31	347	Michael Johnson	USA	26 Aug 99
	M	18	363	Kirani James	GRN	30 Aug 11	31	347	Michael Johnson	USA	26 Aug 99
	F	18	4	Thomas Schönlebe	GDR	10 Aug 83	31	347	Michael Johnson	USA	26 Aug 99
	C	16	183	Kerth Gumbs	AIA	4 Aug 01	36	313	Chris Brown	BAH	24 Aug 15
800 Metres	G	19	215	Mohammed Aman	ETH	13 Aug 13	32	287	Paul Ruto	KEN	17 Aug 93
	M	19	215	Mohammed Aman	ETH	13 Aug 13	32	287	Paul Ruto	KEN	17 Aug 93
	F	16	301	Belal Mansour Ali	BRN	14 Aug 05	34	315	Osmar Barbosa dos Santos	BRA	31 Aug 03
	C	15	237	Mohamed Abd el Rahman ^[1]	SUD	26 Aug 99	36	330	Babacar Niang	SEN	5 Aug 95
1500 Metres	G	21	185	Noureddine Morceli	ALG	1 Sep 91	32	260	Bernard Lagat	USA	29 Aug 07
	M	20	295	Noah Ngeny	KEN	24 Aug 99	34	250	Bernard Lagat	USA	19 Aug 09
	F	18	60	Asbel Kiprop	KEN	29 Aug 07	34	250	Bernard Lagat	USA	19 Aug 09
	C	16	234	Yahye Abdi Gurrel ^[1]	SOM	23 Aug 03	35	281	Joseph Chesire	KEN	20 Aug 93
5000 Metres	G	18	177	Ismael Kirui	KEN	16 Aug 93	32	264	Bernard Lagat	USA	2 Sep 07
	M	18	177	Ismael Kirui	KEN	16 Aug 93	36	266	Bernard Lagat	USA	4 Sep 11
	F	17	204	Selemon Barega	ETH	12 Aug 17	38	247	Bernard Lagat	USA	16 Aug 13
	C	16	177	Abdullah Al-Qwabani	YEM	26 Aug 15	38	247	Bernard Lagat	USA	16 Aug 13
10,000 Metres	G	20	126	Haile Gebrselassie	ETH	22 Aug 93	34	134	Mohamed Farah	GBR	4 Aug 17
	M	19	183	Richard Chelimo	KEN	26 Aug 91	34	134	Mohamed Farah	GBR	4 Aug 17
	F	17	50	Assefa Mezegebu	ETH	8 Aug 95	36	170	Carlos Lopes	POR	7 Aug 83
	C	17	47	Assefa Mezegebu	ETH	5 Aug 95	39	120	Mohamed Ezzher	FRA	24 Aug 99
Marathon	G	19	281	Ghirmay Ghebreslassie	ERI	22 Aug 15	36	308	Abel Antón	ESP	28 Aug 99
	M	19	281	Ghirmay Ghebreslassie	ERI	22 Aug 15	36	308	Abel Antón	ESP	28 Aug 99
	F	19	281	Ghirmay Ghebreslassie	ERI	22 Aug 15	41	14	Ruggero Pertile	ITA	22 Aug 15
	C	18	187	Ahmed Hassan	SOM	3 Aug 01	46	85	Patrick Dupouyl ^[2]	PYF	25 Aug 07
3000mSC	G	19	334	Moses Kiptanui	KEN	31 Aug 91	33	91	Ezekiel Kemboi	KEN	24 Aug 15
	M	18	250	Conseslus Kipruto	KEN	15 Aug 13	33	91	Ezekiel Kemboi	KEN	24 Aug 15
	F	17	23	Getnet Wale	ETH	8 Aug 17	36	90	Simon Vroemen	NED	9 Aug 05
	C	16	321	Jakob Ingebrigtsen	NOR	6 Aug 17	36	143	Graeme Fell	CAN	9 Aug 95
110m Hurdles	G	21	75	Ryan Brathwaite	BAR	20 Aug 09	33	25	Greg Foster	USA	29 Aug 91
	M	20	48	Liu Xiang	CHN	30 Aug 03	34	164	Allen Johnson	USA	12 Aug 05
	F	19	236	Shi Dongpeng	CHN	30 Aug 03	36	19	Tony Dees	USA	25 Aug 99
	C	18	25	Liu Xiang	CHN	7 Aug 01	37	99	Chay Kim San	CAM	12 Aug 83
400m Hurdles	G	21	162	Karsten Warholm	NOR	9 Aug 17	32	1	Edwin Moses	USA	1 Sep 87
	M	20	14	Llewellyn Herbert	RSA	4 Aug 97	32	272	Kriss Akabusi	GBR	27 Aug 91
	F	17	246	Jehue Gordon	TTO	18 Aug 09	37	185	Danny McFarlane	JAM	18 Aug 09
	C	17	243	Jehue Gordon	TTO	15 Aug 09	37	185	Danny McFarlane	JAM	18 Aug 09
High Jump	G	19	282	Gennadiy Avdyeyenko	URS	13 Aug 83	29	297	Javier Sotomayor	CUB	6 Aug 97
	M	19	282	Gennadiy Avdyeyenko	URS	13 Aug 83	30	114	Majjed Ghazal	SYR	13 Aug 17
	F	18	220	Patrik Sjöberg	SWE	13 Aug 83	35	10	Eike Onnen	GER	13 Aug 17
	C	18	12	Tim Forsyth	AUS	29 Aug 91	38	160	Dragutin Topić	SRB	19 Aug 09
Pole Vault	G	19	253	Sergey Bubka	URS	14 Aug 83	33	249	Sergey Bubka	UKR	10 Aug 97
	M	19	253	Sergey Bubka	URS	14 Aug 83	35	300	Björn Otto	GER	12 Aug 13
	F	17	271	Armand Duplantis	SWE	8 Aug 17	38	335	Derek Miles	USA	29 Aug 11
	C	16	253	Natan Rivera	ESA	22 Aug 15	39	339	Jeff Hartwig	USA	30 Aug 07
Long Jump	G	22	40	Carl Lewis	USA	10 Aug 83	33	336	Dwight Phillips	USA	2 Sep 11
	M	18	363	Wang Jianan	CHN	25 Aug 15	35	173	Larry Myricks	USA	30 Aug 91
	F	18	89	Maykel D. Massó	CUB	5 Aug 17	35	319	Dwight Phillips	USA	16 Aug 13
	C	16	108	Maykel D. Massó	CUB	24 Aug 15	37	349	Yahya Berrabah	MAR	27 Sep 19
Triple Jump	G	21	78	Christian Taylor	USA	4 Sep 11	35	88	Jonathan Edwards	GBR	6 Aug 01
	M	20	49	Pedro Pichardo	CUB	18 Aug 13	35	88	Jonathan Edwards	GBR	6 Aug 01
	F	18	22	Yoelbi Quesada	CUB	26 Aug 91	37	107	Jonathan Edwards	GBR	25 Aug 03
	C	18	21	Yoelbi Quesada	CUB	25 Aug 91	37	355	Charles Friedek	GER	16 Aug 09

EVENT	AGE	YOUNGEST	COUNTRY	DATE	AGE	OLDEST	COUNTRY	DATE			
Shot Put	G 21	37	David Storl	GER	2 Sep 11	32	81	Werner Günthör	SUI	21 Aug 93	
	M 20	279	Ulf Timmermann	GDR	7 Aug 83	33	59	Oliver-Sven Buder	GER	21 Aug 99	
	F 18	257	Manuel Martínez	ESP	21 Aug 93	45	244	Ivan Ivančić	YUG	7 Aug 83	
Discus Throw	C 18	159	Konrad Bukowiecki	POL	23 Aug 15	45	244	Ivan Ivancic	YUG	7 Aug 83	
	G 24	60	Lars Riedel	GER	27 Aug 91	34	41	Lars Riedel	GER	8 Aug 01	
	M 22	314	Robert Harting	GER	28 Aug 07	40	71	John Powell	USA	4 Sep 87	
Hammer Throw	F 20	156	Victor Butenko	RUS	13 Aug 13	40	71	John Powell	USA	4 Sep 87	
	C 18	232	Robert McNabb	COK	8 Aug 97	41	180	Virgilijus Alekna	LTU	12 Aug 13	
	G 24	69	Paweł Fajdek	POL	12 Aug 13	36	325	Koji Murofushi	JPN	29 Aug 11	
Javelin Throw	M 22	59	Bence Halász	HUN	2 Oct 19	36	325	Koji Murofushi	JPN	29 Aug 11	
	F 18	253	Myhaylo Kokhan	UKR	2 Oct 19	40	233	Igor Astapkovich	BLR	25 Aug 03	
	C 18	171	Ashraf Amgad El-Seify	QAT	10 Aug 13	43	157	Ed Burke	USA	8 Aug 83	
Decathlon	G 21	313	Marius Corbett	RSA	5 Aug 97	35	57	Jan Železný	CZE	12 Aug 01	
	M 21	75	Jan Železný	TCH	30 Aug 87	35	57	Jan Železný	CZE	12 Aug 01	
	F 19	79	Aleksandr Ivanov	RUS	12 Aug 01	41	143	Peter Blank	GER	31 Aug 03	
20km Walk	C 18	340	Kim Jae-Sang	KOR	29 Aug 87	41	143	Peter Blank	GER	31 Aug 03	
	G 21	235	Niklas Kaul	GER	4 Oct 19	32	279	Roman Šebrle	CZE	1 Sep 07	
	M 21	235	Niklas Kaul	GER	4 Oct 19	32	279	Roman Šebrle	CZE	1 Sep 07	
50km Walk	F 18	284	Yordani García	CUB	1 Sep 07	34	148	Lev Lobodin	RUS	27 Aug 03	
	C 18	284	Yordani García	CUB	1 Sep 07	36	275	Roman Šebrle	CZE	28 Aug 11	
	G 19	364	Wang Hao	CHN	15 Aug 09	34	140	Maurizio Damilano	ITA	24 Aug 91	
4x100m Relay	M 18	178	Sergey Shirobokov	ANA	13 Aug 17	37	221	José Marín	ESP	30 Aug 87	
	F 18	178	Sergey Shirobokov	ANA	13 Aug 17	37	221	José Marín	ESP	30 Aug 87	
	C 18	34	Li Gaobo	CHN	26 Aug 07	43	336	Bengt Bengtsson	SWE	6 Aug 05	
4x400m Relay	G 22	358	Ivano Brugnetti	ITA	25 Aug 99	39	224	Yohann Diniz	FRA	13 Aug 17	
	M 20	229	Alex Schwazer	ITA	12 Aug 05	43	221	João Vieira	POR	29 Sep 19	
	F 20	229	Alex Schwazer	ITA	12 Aug 05	49	347	Jesús Ángel García	ESP	29 Sep 19	
4x100m Relay	C 18	179	Bengt Simonsen	SWE	18 Sep 76	49	347	Jesús Ángel García	ESP	29 Sep 19	
	G 20	229	Dexter Lee ³⁾	JAM	4 Sep 11	37	237	Justin Gatlin	USA	5 Oct 19	
	M 16	305	Darrel Brown	TTO	12 Aug 01	40	274	Troy Douglas	NED	31 Aug 03	
4x400m Relay	F 16	277	Ibrahim Meité	CIV	22 Aug 93	40	274	Troy Douglas	NED	31 Aug 03	
	C 15	174	Yahya Saed Al-Kahes	KSA	12 Aug 01	40	274	Troy Douglas	NED	31 Aug 03	
	G 19	37	Mark Richardson ³⁾	GBR	1 Sep 91	35	51	Timothy Munnings	BAH	12 Aug 01	
4x400m Relay	M 18	5	Kunle Adejuyigbe	NGR	13 Aug 95	35	51	Timothy Munnings	BAH	12 Aug 01	
	F 17	354	Renny Quow	TTO	14 Aug 05	35	93	Robert Maćkowiak	POL	14 Aug 05	
	C 16	354	Masoud Al-Rahman	QAT	31 Aug 91	35	93	Robert Maćkowiak	POL	14 Aug 05	
4x400m Relay	G 22	43	Wil London	USA	29 Sep 19	24	190	Michael Cherry	USA	29 Sep 19	
	(Universal)	M 19	34	Moussa Ali Issa	BRN	29 Sep 19	24	289	Javon Francis	JAM	29 Sep 19
	F 19	34	Moussa Ali Issa	BRN	29 Sep 19	32	292	Rabah Yousif	GBR	29 Sep 19	
	C 19	33	Moussa Ali Issa	BRN	28 Sep 19	32	292	Rabah Yousif	GBR	29 Sep 19	

Notes

1 Only birth year is known, but even in worst case (born January 1) the athlete is the youngest

2 Marathon runner Ayele Setegn ISR – who was previously listed as the oldest ever competitor at 50 years 124 days in 2005 – was actually born in 1962 and not 1955 as submitted in various entry lists. Therefore he was 43 years old in Helsinki and not 50. It is correct that April 11, 1955 is his official birth date according to his Ethiopian passport and Israeli identity card. The 1955 date is from the Ethiopian calendar which runs seven years later than that in common use. An actual birthdate of April 11, 1962 has been confirmed by the athlete, and to the World Athletics by the Israeli AA, who explain that for official purposes he must use the earlier date as this is what appears on his Israeli papers, which apparently cannot be changed

3 Competed in heats only

WOMEN

100 Metres	G 21	278	Katrin Krabbe	GER	27 Aug 91	32	276	Shelly-Ann Fraser-Pryce	JAM	29 Sep 19
	M 21	278	Katrin Krabbe	GER	27 Aug 91	35	89	Merlene Ottey	JAM	7 Aug 95
	F 19	72	Nikole Mitchell	JAM	16 Aug 93	37	339	Chandra Sturup	BAH	17 Aug 09
	C 14	5	Tehani Kirby	NMI	26 Aug 91	47	108	Merlene Ottey	SLO	26 Aug 07
200 Metres	G 19	267	Allyson Felix	USA	12 Aug 05	35	92	Merlene Ottey	JAM	10 Aug 95
	M 19	267	Allyson Felix	USA	12 Aug 05	37	90	Merlene Ottey	JAM	8 Aug 97
	F 19	123	Shaunae Miller	BAH	16 Aug 13	37	90	Merlene Ottey	JAM	8 Aug 97
400 Metres	C 15	323	Fowzio Abdikarim Sheikh	SOM	29 Aug 07	43	108	Merlene Ottey	SLO	26 Aug 03
	G 21	133	Salwa Eid Nasser	BRN	3 Oct 19	32	196	Jarmila Kratochvílová	TCH	10 Aug 83
	M 19	78	Salwa Eid Nasser	BRN	9 Aug 17	32	196	Jarmila Kratochvílová	TCH	10 Aug 83
800 Metres	F 19	78	Salwa Eid Nasser	BRN	9 Aug 17	35	105	Novlene Williams-Mills	JAM	9 Aug 17
	C 15	7	Dijana Kojic	BIH	2 Aug 97	36	274	Amy Mbacké Thiam	SEN	11 Aug 13
	G 18	224	Caster Semenya	RSA	19 Aug 09	34	139	Ana Quirot	CUB	9 Aug 97
1500 Metres	M 18	224	Caster Semenya	RSA	19 Aug 09	36	311	Letitia Vriesde	SUR	12 Aug 01
	F 18	224	Caster Semenya	RSA	19 Aug 09	38	7	Lyubov Gurina	RUS	13 Aug 95
	C 14	334	Hind Musa	SUD	9 Aug 01	40	306	Letitia Vriesde	SUR	7 Aug 05
	G 19	241	Liu Dong	CHN	22 Aug 93	31	224	Svetlana Masterkova	RUS	29 Aug 99
	M 19	240	Anita Weyermann	SUI	5 Aug 97	36	134	Violeta Szekely	ROU	7 Aug 01
	F 17	104	Mary Cain	USA	15 Aug 13	40	55	Tatyana Tomashova	RUS	25 Aug 15
	C 14	217	Lamberte Nyabamiki	BDI	4 Aug 01	40	55	Tatyana Tomashova	RUS	25 Aug 15

EVENT	AGE	YOUNGEST	COUNTRY	DATE	AGE	OLDEST	COUNTRY	DATE
3000 Metres	G 20	130 Birgit Friedmann	FRG	16 Aug 80	30	14 Tatyana Dorovskikh	URS	26 Aug 91
	M 20	130 Birgit Friedmann	FRG	16 Aug 80	37	34 Maricica Puică	ROU	1 Sep 87
	F 16	226 Annemari Sandell	FIN	16 Aug 93	37	34 Maricica Puică	ROU	1 Sep 87
5000 Metres	C 14	262 Enh Od Tevdeshigmed	MGL	14 Aug 93	37	34 Maricica Puică	ROU	1 Sep 87
	G 17	333 Tirunesh Dibaba ^[1]	ETH	30 Aug 03	29	296 Hellen Obiri	KEN	5 Oct 19
	M 17	333 Tirunesh Dibaba	ETH	30 Aug 03	36	148 Edith Masai	KEN	30 Aug 03
10,000 Metres	F 17	144 Sally Barsosio	KEN	12 Aug 95	38	35 Teresa Récio	ESP	11 Aug 01
	C 14	281 Wisam Al-Bekheet	PLE	9 Aug 01	39	254 Nora Rocha	MEX	29 Aug 07
	G 19	137 Sally Barsosio	KEN	5 Aug 97	31	347 Vivian Cheruiyot	KEN	24 Aug 15
Marathon	M 15	153 Sally Barsosio	KEN	21 Aug 93	33	339 Joanne Pavey	GBR	25 Aug 07
	F 15	153 Sally Barsosio	KEN	21 Aug 93	38	124 Edith Masai	KEN	6 Aug 05
	C 14	267 Enh Od Tevdeshigmed	MGL	19 Aug 93	42	223 Sinead Diver	AUS	28 Sep 19
3000mSC	G 20	251 Bai Xue	CHN	23 Aug 09	35	43 Catherine Ndereba	KEN	2 Sep 07
	M 20	251 Bai Xue	CHN	23 Aug 09	39	46 Helalia Johannes	NAM	28 Sep 19
	F 20	154 Kim Hye-Gyong	PRK	10 Aug 13	41	267 Roberta Groner	USA	28 Sep 19
100m Hurdles	C 14	274 Su Su-Ning	TPE	15 Aug 93	47	136 Colleen de Reuck	USA	27 Aug 11
	G 23	113 Yuliya Zarudneva	RUS	17 Aug 09	29	192 Yekaterina Volkova	RUS	27 Aug 07
	M 23	23 Gesa Felicitas Krause	GER	26 Aug 15	31	139 Habiba Ghribi	TUN	26 Aug 15
400m Hurdles	F 17	223 Winfred Yavi	BRN	11 Aug 17	34	248 Mardrea Hyman	JAM	27 Aug 07
	C 16	336 Zerfe Wondemagegn	ETH	27 Sep 19	38	271 Minoru Hayakari	JPN	27 Aug 11
	G 21	364 Brianna Rollins	USA	17 Aug 13	34	285 Brigitte Foster-Hylton	JAM	19 Aug 09
High Jump	M 21	241 Glory Alozie	NGR	28 Aug 99	35	129 Ludmila Engquist	SWE	28 Aug 99
	F 20	290 LaVonna Martin	USA	4 Sep 87	35	141 Patricia Girard	FRA	27 Aug 03
	C 17	75 Manuela Bosco	FIN	25 Aug 99	38	68 Irina Lenskiy	ISR	19 Aug 09
Pole Vault	G 20	292 Jana Pittman	AUS	28 Aug 03	31	324 Nezha Bidouane	MAR	8 Aug 01
	M 19	305 Petra Pfaff	GDR	16 Aug 80	36	226 Sandra Glover	USA	13 Aug 05
	F 19	137 Esther Mahr	USA	16 Aug 80	36	226 Sandra Glover	USA	13 Aug 05
Long Jump	C 16	99 Mirenda Francourt	SEY	26 Aug 91	37	321 Tatyana Tereshchuk-Antipova	UKR	28 Aug 07
	G 20	337 Ioamnet Quintero	CUB	21 Aug 93	32	63 Inga Babakova	UKR	29 Aug 99
	M 18	11 Yaroslava Mahuchikh	UKR	30 Sep 19	34	138 Ruth Beitia	ESP	17 Aug 13
Triple Jump	F 17	277 Blanka Vlašić	CRO	12 Aug 01	38	133 Ruth Beitia	ESP	12 Aug 17
	C 16	139 Zheng Xingjuan	CHN	6 Aug 05	41	75 Venelina Veneva-Mateeva	BUL	27 Aug 15
	G 23	40 Svetlana Feofanova	RUS	25 Aug 03	31	71 Yelena Isinbaeva	RUS	13 Aug 13
Shot Put	M 19	253 Robeilys Peinado	VEN	6 Aug 17	34	163 Fabiana Murer	BRA	26 Aug 15
	F 19	253 Robeilys Peinado	VEN	6 Aug 17	37	236 Jenn Suhr	USA	29 Sep 19
	C 16	306 Vicky Parnov	AUS	26 Aug 07	38	143 Stacy Dragila	USA	15 Aug 09
Discus Throw	G 18	241 Heike Daute	GDR	14 Aug 83	31	238 Fiona May	ITA	7 Aug 01
	M 18	241 Heike Daute	GDR	14 Aug 83	33	64 Niurka Montalvo	ESP	7 Aug 01
	F 18	241 Heike Daute	GDR	14 Aug 83	37	361 Valentina Gotovska	LAT	30 Aug 03
Hammer Throw	C 17	284 Beatrice Utundu	NGR	3 Sep 87	37	361 Valentina Gotovska	LAT	30 Aug 03
	G 21	290 Yulimar Rojas	VEN	7 Aug 17	31	193 Caterine Ibargüen	COL	24 Aug 15
	M 20	267 Yargelis Savigne	CUB	7 Aug 05	35	235 Caterine Ibargüen	COL	5 Oct 19
Javelin Throw	F 19	190 Ren Ruiping	CHN	10 Aug 95	39	18 Yamilé Aldama	GBR	1 Sep 11
	C 16	304 Maria Londa	INA	29 Aug 07	39	18 Yamilé Aldama	GBR	1 Sep 11
	G 22	324 Valerie Vili	NZL	26 Aug 07	34	75 Svetlana Krivelyova	RUS	27 Aug 03
Heptathlon	M 20	204 Gong Lijiao	CHN	16 Aug 09	34	224 Vita Pavlysh	UKR	27 Aug 03
	F 18	214 Gong Lijiao	CHN	26 Aug 07	38	112 Li Meisu	CHN	7 Aug 97
	C 17	167 Emel Dereh	TUR	11 Aug 13	39	172 Judy Oakes	GBR	5 Aug 97
20km Walk	G 21	87 Dani Samuels	AUS	21 Aug 09	40	268 Ellina Zvereva	BLR	11 Aug 01
	M 21	87 Dani Samuels	AUS	21 Aug 09	40	268 Ellina Zvereva	BLR	11 Aug 01
	F 18	156 Ilke Wyludda	GDR	31 Aug 87	41	302 Irina Yatchenko	BLR	29 Aug 07
10,000m/10Km Walk	C 16	304 Siniva Marsters	COK	7 Aug 97	48	276 Ellina Zvereva	BLR	19 Aug 09
	G 20	261 Yipsi Moreno	CUB	7 Aug 01	31	364 Anita Włodarczyk	POL	7 Aug 17
	M 20	261 Yipsi Moreno	CUB	7 Aug 01	32	328 Olga Kuzenkova	RUS	28 Aug 03
20km Walk	F 15	138 Zhang Wenxiu	CHN	7 Aug 01	36	191 Martina Hrašnová	SVK	28 Sep 19
	C 15	137 Zhang Wenxiu	CHN	6 Aug 01	38	253 Elena Teloni	CYP	26 Aug 03
	G 21	265 Osleidys Menéndez	CUB	6 Aug 01	37	48 Steffi Neri	GER	18 Aug 09
20km Walk	M 21	10 Mikaela Ingberg	FIN	8 Aug 95	37	48 Steffi Neri	GER	18 Aug 09
	F 17	268 Osleidys Menéndez	CUB	9 Aug 97	40	59 Laverne Eve	BAH	14 Aug 05
	C 15	283 Liang Lili	CHN	26 Aug 99	42	74 Laverne Eve	BAH	29 Aug 07
20km Walk	G 20	203 Carolina Klüft	SWE	24 Aug 03	32	46 Sabine Braun	GER	4 Aug 97
	M 20	203 Carolina Klüft	SWE	24 Aug 03	35	147 Jane Frederick	USA	1 Sep 87
	F 20	195 Nadine Visser	NED	23 Aug 15	35	147 Jane Frederick	USA	1 Sep 87
20km Walk	C 18	175 Alina Shukh	UKR	6 Aug 17	36	197 Tatyana Alisevich	BLR	7 Aug 05
	G 18	135 Irina Stankina	RUS	7 Aug 95	28	181 Irina Strakhova	URS	1 Sep 87
	M 18	135 Irina Stankina	RUS	7 Aug 95	31	210 Ileana Salvador	ITA	14 Aug 93
20km Walk	F 16	153 Jin Bingyie	CHN	1 Sep 87	32	173 Irina Strakhova	URS	24 Aug 91
	C 16	153 Jin Bingyie	CHN	1 Sep 87	43	333 Helen Low	SGP	14 Aug 93
	G 21	176 Yang Jiayu	CHN	13 Aug 17	37	204 Yelena Nikolayeva	RUS	24 Aug 03
20km Walk	M 19	297 Anisya Kirdyapkina	RUS	16 Aug 09	38	86 Kerry Saxby-Junna	AUS	27 Aug 99
	F 18	22 Anežka Drahotová	CZE	13 Aug 13	38	86 Kerry Saxby-Junna	AUS	27 Aug 99
	C 18	22 Anežka Drahotová	CZE	13 Aug 13	46	269 Teresa Vaill	USA	16 Aug 09

EVENT	AGE	YOUNGEST	COUNTRY	DATE	AGE	OLDEST	COUNTRY	DATE
50km Walk	G 25	103 Liang Rui	CHN	29 Sep 19	37 104	Inês Henriques	POR	13 Aug 17
	M 20	187 Yin Hang	CHN	13 Aug 17	37 104	Inês Henriques	POR	13 Aug 17
	F 20	187 Yin Hang	CHN	13 Aug 17	42 341	Susan Randall	USA	13 Aug 17
4x100m Relay	C 20	187 Yin Hang	CHN	13 Aug 17	42 341	Susan Randall	USA	13 Aug 17
	G 17	248 Merlene Frazer^[2]	JAM	1 Sep 91	35 144	Patricia Girard	FRA	30 Aug 03
	M 17	197 Khalifa St. Fort ^[2]	TTO	29 Aug 15	37 344	Chandra Sturrrup	BAH	22 Aug 09
4x400m Relay	F 17	66 Vernicha James	GBR	11 Aug 01	37 344	Chandra Sturrrup	BAH	22 Aug 09
	C 16	133 Liang Xiaojing ^[3]	CHN	18 Aug 13	43 111	Merlene Ottey	SLO	29 Aug 03
	G 18	186 Sanya Richards	USA	31 Aug 03	36 361	Jearl Miles Clark	USA	31 Aug 03
4x400m Relay	M 18	186 Sanya Richards	USA	31 Aug 03	36 361	Jearl Miles Clark	USA	31 Aug 03
	F 15	237 Doris Jacob	NGR	10 Aug 97	36 361	Jearl Miles Clark	USA	31 Aug 03
	C 15	236 Doris Jacob	NGR	9 Aug 97	37 359	Christine Amertil	BAH	12 Aug 17

Notes

1 Dibaba's 2003 World Championship entry form listed a birthdate of June 1, 1985 which would mean she was 18 years and 90 days when she won that year. At subsequent events a birthday of October 1, 1985 was given for her and it is this date on which the statistics above are based

2 Completed in heats only

3 Elizabeth Wilson GHA, born 1967 and competing on 10 Aug 83 could be younger, but her exact birthdate is not known

UNIVERSAL

4x400m Relay	G 25	198 Courtney Okolo	USA	29 Sep 19	33 315	Allyson Felix	USA	29 Sep 19
	M 21	129 Salwa Eid Nasser	BRN	29 Sep 19	33 315	Allyson Felix	USA	29 Sep 19
	F 20	146 Tiffani Marinho	BRA	29 Sep 19	39 120	Geisa Coutinho	BRA	29 Sep 19
	C 17	222 Saki Takashima	JPN	28 Sep 19	39 120	Geisa Coutinho	BRA	29 Sep 19

YOUNGEST EVER CHAMPIONS**Men**

5000 Metres	18	177 Ismael Kirui	KEN	16 Aug 93
5000 Metres	18	299 Eliud Kipchoge	KEN	31 Aug 03
400 Metres	18	363 Kirani James	GRN	30 Aug 11
4 x 400m Relay	19	183 Arman Hall	USA	16 Aug 13
800 Metres	19	215 Mohammed Aman	ETH	13 Aug 13
Pole Vault	19	253 Sergey Bubka	URS	14 Aug 83
Marathon	19	281 Ghirmay Ghebreslassie	ERI	22 Aug 15
High Jump	19	282 Gennadiy Avdeyenko	URS	13 Aug 83
3000m Steeplechase	19	334 Moses Kiptanui	KEN	31 Aug 91
20km Walk	19	364 Wang Hao	CHN	15 Aug 09

Women

5000 Metres	17	333 Tirunesh Dibaba	ETH	30 Aug 03	(Assuming her birthdate is October 1, 1985)
10km Walk	18	135 Irina Stankina	RUS	7 Aug 95	
4 x 400m Relay	18	186 Sanya Richards	USA	31 Aug 03	
800 Metres	18	224 Caster Semenya	RSA	19 Aug 09	
Long Jump	18	241 Heike Daute	GDR	14 Aug 83	
4x100m Relay	19	51 Silke Gladisch	GDR	10 Aug 83	
10,000 Metres	19	137 Sally Barsosio	KEN	5 Aug 97	
1500 Metres	19	241 Liu Dong	CHN	22 Aug 93	
10,000 Metres	19	253 Linet Masai	KEN	15 Aug 09	
200 Metres	19	267 Allyson Felix	USA	12 Aug 05	

OLDEST EVER CHAMPIONS**Men**

50km Walk	39	224 Yohann Diniz	FRA	13 Aug 17
50km Walk	37	258 Veniamin Soldatenko	URS	18 Sep 76
4x100m Relay	37	237 Justin Gatlin	USA	5 Oct 19
Hammer Throw	36	325 Koji Murofushi	JPN	29 Aug 11
Marathon	36	308 Abel Antón	ESP	28 Aug 99
Hammer Throw	36	75 Yuriy Sedykh	URS	25 Aug 91
100 Metres	35	176 Justin Gatlin	USA	5 Aug 17
50km Walk	35	167 Robert Heffernan	IRL	14 Aug 13
Triple Jump	35	88 Jonathan Edwards	GBR	6 Aug 01
Javelin Throw	35	57 Jan Železný	CZE	12 Aug 01

Women

Discus Throw	40	268 Ellina Zvereva	BLR	11 Aug 01
Discus Throw	39	219 Franka Dietzsch	GER	29 Aug 07
Discus Throw	37	298 Irina Yatchenko	BLR	25 Aug 03
20km Walk	37	204 Yelena Nikolayeva	RUS	24 Aug 03
Discus Throw	37	201 Franka Dietzsch	GER	11 Aug 05
50km Walk	37	104 Inês Henriques	POR	13 Aug 17
Javelin Throw	37	48 Steffi Nerius	GER	18 Aug 09
4 x 400m Relay	36	361 Jearl Miles Clark	USA	31 Aug 03
Javelin Throw	36	40 Barbora Špotáková	CZE	9 Aug 17
4 x 100m Relay	35	144 Patricia Girard	FRA	30 Aug 03



YLEISURHEILUN
MAAILMANMESTARUUS
KILPAILUT 1983



Roma

*campionati mondiali di atletica
a. 29 agosto / 6 settembre 1987*




TOKYO '91

4th IAAF
WORLD CHAMPIONSHIPS
in ATHLETICS



STUTTGART
1993



5TH IAAF WORLD CHAMPIONSHIPS IN ATHLETICS
GÖTEBORG 1995

THE IAAF WORLD
CHAMPIONSHIPS
ATHENS '97



SEVILLA '99



Edmonton
2001



9th WORLD CHAMPIONSHIPS in ATHLETICS
PARIS
2003
SAINT-DENIS

PLACING TABLES

Eight points are given for a gold medal down to one for eighth place. Points are shared in the case of a tie (=). The columns in the overall placing tables do not all add up to 779 because of ties, non-finishers, disqualifications and non-starters. Reflected are doping disqualifications confirmed to the editor as at May 31, 2022.

Number of World Championship events:

	Men	Women	Universal	Totals
Malmö 1976	1	0	0	1
Sittard 1980	0	2	0	2
Helsinki 1983	24	17	0	41
Rome 1987	24	19	0	43
Tokyo 1991	24	19	0	43
Stuttgart 1993	24	20	0	44
Gothenburg 1995	24	20	0	44
Athens 1997	24	20	0	44
Seville 1999	24	22	0	46
Edmonton 2001	24	22	0	46
Paris 2003	24	22	0	46
Helsinki 2005	24	23	0	47
Osaka 2007	24	23	0	47
Berlin 2009	24	23	0	47
Daegu 2011	24	23	0	47
Moscow 2013	24	23	0	47
Beijing 2015	24	23	0	47
London 2017	24	24	0	48
Doha 2019	24	24	1	49
Totals	409	369	1	779

All	Gold	Silver	Bronze	4th	5th	6th	7th	8th	Medals	Points
MEX	3	4	7	7	2	3	3	4	14	156
TCH ^[4]	4	4	3	3	2	6	6	2	11	133
BRN	7	3	3	1	3	4	3	2	13	132
SUI	4	-	4	5	5	3	-	4	8	114
EST	2	6	2	5	-	3	4	2	10	114
BEL	1	2	5	5	5	4	1	2	8	113
ALG	6	1	3	2	5	1	1	4	10	112
NZL	6	1	1	4	2	4	3	2	8	109
QAT	4	2	3	3	-	2	6	1	9	98
UGA	4	2	2	4	1	3	-	2	8	93
COL	4	2	2	2	3	2	3	1	8	93
IRL	4	2	-	3	1	5+1=	3	1+1=	6	90
LTU	3	2	1	4	1	4	3+1=	1+1=	6	89
CRO	4	3	2	1	-	1	4	1	9	82
TUR	1	3	-	-	6	3	3	3	4	71
SLO	1	1	3	2	4	2	1+1=	2	5	70
NAM	1	4	1	2	1	2	1	-	6	64
KAZ	-	3	5	1	-	-	2=	4	8	62.1
DOM	2	1	1	2	2	2	1	2	4	57
DEN	3	-	1	3	1	-	1	1	4	52
CIV	-	4	1	1	2	-	2	-	5	51
MOZ	3	1	1	2	-	-	1	-	5	49
LAT	-	1	1	3	1	2	4	3	2	49
AUT	-	1	3	-	-	3	5	2	4	46
ERI	1	1	-	3	-	3	2	2	2	45
SVK	1	-	3	1	-	1	2	5	4	43
ECU	3	1	1	-	-	-	1	2	5	41
GRN	2	-	1	-	1	3	2	1	3	40
BAR	1	-	-	3	-	5	-	1	1	39
YUG ^[5]	-	-	-	2	4	2	2	2+1=	0	38.3
BOT	1	1	-	1	2	1	3	1=	2	37.3
SKN	1	-	3+1=	-	1	-	-	-	5	35.5
SRB	-	-	3	2	-	1	2	-	3	35
TUN	1	1	1	-	3	-	-	-	3	33
SEN	1	-	1	-	1	1	5	1	2	32
ISR	-	2	1	1	-	1	2	-	3	32
GHA	-	1	1	1	1	-	3	3	2	31
TAN	-	1	1	-	3	2	-	-	2	31
KSA	-	-	1	2	2	1	-	3	1	30
BDI	-	2	1	-	1	1	1	-	3	29
ZAM	1	2	-	-	1	-	-	-	3	26
TJK	2	1	-	-	-	-	1	-	3	25
PAN	1	1	-	1	-	1	1	-	2	25
VEN	2	-	1=	-	-	-	1=	1	3	23.3
SUR	-	1	1	1	1	-	-	-	2	22
CYP	-	1	1	-	1	1	-	2	2	22
BER	-	1	-	-	2	2	-	1	1	22
PUR	-	2	-	-	1	1	-	-	2	21
CMR	-	2	-	-	-	1	2	-	2	21
SYR	1	-	2	-	-	-	-	-	3	20
DJI	-	2	1	-	-	-	-	-	3	20
IND	-	-	1	1	1	-	3	3	1	20
MRI	-	-	-	1	3	1	-	-	0	20
KOR	-	-	1	1	-	1+1=	-	1	1	17.5
SUD	-	1	-	1	1	-	-	-	1	16
BIH	-	1	1	-	-	-	1	-	2	15
SOM	1	-	1	-	-	-	-	-	2	14
PRK	1	-	-	-	1	-	-	2	1	14
EGY	-	1	-	-	-	1	2	-	1	14
AZE	-	-	-	-	2	-	3	-	0	14
SRI	-	1	1	-	-	-	-	-	2	13
CAY	-	-	1	-	1	-	-	3	1	13
ZIM	-	-	1	-	-	2	-	-	1	12
ANT	-	-	-	1	1	1	-	-	0	12
AHO	-	-	-	-	2	1	-	-	0	11
IRI	-	-	1	-	-	-	2	-	1	10
DMA	-	-	1	-	-	1	-	-	1	9
MDA	-	-	-	1	-	-	-	3	0	8
ISV	-	-	-	1	-	-	1	-	0	7
IVB	-	-	-	1	-	-	1	-	0	7
ASA	-	-	1	-	-	-	-	-	1	6
BUR	-	-	1	-	-	-	-	-	1	6
HAI	-	-	1	-	-	-	-	-	1	6
ISL	-	-	-	-	-	2	-	-	0	6

ALL WORLD CHAMPIONSHIPS (including events of 1976 & 1980)

OVERALL

	Gold	Silver	Bronze	4th	5th	6th	7th	8th	Medals	Points
USA	170	116+1=	92+2=	72+5=	84+3=	71+3=	74+2=	72+4=	381	3911.5
GER ^[1]	62	61	64+2=	77+2=	65+1=	60+2=	52+5=	45+1=	189	2316
RUS ^[2]	45	54+6=	47+2=	56+2=	41+3=	44+2=	35+1=	40+1=	154	1782.5
KEN	60	50	41	45	38	26	45	19	151	1640
GBR	30	36	38	42+2=	47+1=	33+1=	30+1=	20	104	1313
JAM	35	49	42+1=	32	28	26	27	24	127	1308.5
ETH	29	30	26	23	19	16	19	17	85	892
CHN	20	24+1=	22	19	32	20+1=	20	22+1=	67	814.5
URS ^[3]	23	25+2=	28	21+1=	17	12	11	17+1=	78	793
FRA	13	18	21+2=	25	27+1=	30+1=	23+1=	31+1=	54	772.6
POL	19	14+1=	21+4=	20+1=	23	22+2=	27	20+2=	59	745.8
CUB	22	23+1=	13+1=	31	10+2=	17	22	19	60	743
ITA	11	15+1=	18	12	16+2=	24+1=	30+2=	28+2=	45	603.5
ESP	7	17+1=	13+1=	18	18	23	17	19	39	549
UKR	11	11+2=	15	18	21	16+1=	19+1=	8	39	538.6
CAN	6	14	15+1=	7	15	24+3=	14	25	36	469
AUS	12	14	10	10	17	12	15	10+1=	36	448.3
BLR	10	11	12	8	11	15	14+1=	7	33	393.8
JPN	6	7	16	12	14	15	13	12	29	392
CZE	15	5	5	9+1=	12+3=	6+2=	11+1=	9+1=	25	347.5
MAR	10	12	8	11	6	7	9	7	30	337
ROU	5	8	11	6+1=	11	20	4+1=	11	24	321
FIN	7	8	7	12	13	10	4	10	22	314
RSA	12	7	8	5	10	8	7	8	27	304
SWE	9	6	6	8+3=	7+2=	11+2=	9+2=	10	21	303.7
POR	6	7	9	11	8	8	7	6	22	282
BAH	8	9	8	8	6+1=	5	5	6+1=	25	273.8
BRA	1	6	6	11	11+1=	15+1=	11	10	13	268
BUL	5	3	8	9	6+1=	6	11+1=	10	16	233
HUN	-	7	6+1=	14	6	8	5+1=	4	14	224
GRE	5	6	11	1	4+1=	10	6	7+1=	22	221.8
NOR	9	4	4	6+2=	5	8	2	5	17	216
NED	5	5	9	2	6+1=	5+1=	11	11	19	216
NGR	-	4	5	7	13	14	7	10+1=	9	211.5
TTO	3	5	7	1	5	7	9	3	15	168

All	Gold	Silver	Bronze	4th	5th	6th	7th	8th	Medals	Points	mAll	Gold	Silver	Bronze	4th	5th	6th	7th	8th	Medals	Points
SLE	-	-	-	1	-	-	-	-	0	5	AUS	4	7	6	8	9	7	7	5+1=	17	233.3
UZB	-	-	-	-	1	-	-	1=	0	4.5	RSA	7	6	6	5	9	7	5	5	19	231
AIA	-	-	-	-	1	-	-	-	0	4	FIN	5	8	5	6	9	4	3	7	18	217
CHA	-	-	-	-	1	-	-	-	0	4	CHN	3	5+1=	4	6	8	7	11	7	13	201.5
CRC	-	-	-	-	1	-	-	-	0	4	UKR	5	1+1=	8	7	5	9+1=	3	3	15	194.5
CHI	-	-	-	-	-	1	-	-	0	3	BRA	-	5	6	8	8	10	6	8	11	193
GAM	-	-	-	-	-	1	-	-	0	3	CZE	8	3	3	5	5+3=	2	4+1=	6	14	179
GUA	-	-	-	-	-	1	-	-	0	3	SWE	3	4	2	5+1=	7+1=	6+1=	7	7	9	165.5
ARG	-	-	-	-	-	-	1	1	0	3	HUN	-	6	5+1=	10	4	4	4	1	12	164.5
SCG	-	-	-	-	-	-	1	1	0	3	BLR	4	5	4	4	3	5	7	3	13	155
LCA	-	-	-	-	-	-	1	-	0	2	BAH	5	4	4	4	3+1=	2	1	2+1=	13	137.8
PER	-	-	-	-	-	-	1	-	0	2	NOR	4	4	2	4+2=	4	4	1	5	10	136
RWA	-	-	-	-	-	-	1	-	0	2	TTO	3	5	4	1	4	2	8	2	12	128
BEN	-	-	-	-	-	-	-	1	0	1	MEX	2	3	5	6	2	2	2	3	10	118
MAS	-	-	-	-	-	-	-	1=	0	0.5	POR	1	3	5	4	5	3	1	3	9	113
Totals	779	771+16=	762+19=	761+20=	759+23=	754+25=	731+25=	667+24=	2347	27,901	EST	2	6	2	5	-	3	2	2	10	110
1. Breakdown of German placings (GER from 1991):											QAT	4	2	3	3	-	2	6	1	9	98
GER	38	36	45+2=	61+1=	48+1=	48+2=	39+5=	39+1=	121	1614.5	NED	1	4	4	-	4+1=	1+1=	5	2	9	96
GDR	21	19	16	6	13	6	5	3	56	510	NGR	-	2	3	3	3	6	2	6	5	87
FRG	3	6	3	10+1=	4	6	8	3	12	191.5	ALG	4	1	2	2	4	1	-	3	7	83
Totals	62	61	64+2=	77+2=	65+1=	60+2=	52+5=	45+1=	189	2316	TCH ^[4]	1	2	3	3	1	4	4	-	6	79
2. Breakdown of Russian placings (includes ANA in 2017 & 2019):											GRE	1	1	3	-	2+1=	7	3	2+1=	5	73.8
RUS	42	46+6=	46+2=	54+2=	40+3=	44+1=	35+1=	39+1=	142	1679	BEL	-	1	4	5	3	1	-	2	5	73
ANA	3	8	1	2	1	1=	-	1	12	103.5	UGA	2	2	2	3	-	3	-	2	6	68
Totals	45	54+6=	47+2=	56+2=	41+3=	44+2=	35+1=	40+1=	154	1782.5	LTU	3	2	-	3	1	1	-	-	5	60
3. Breakdown of USSR placings 1983-1991:											SUI	4	-	2	1	1	1	-	2	6	58
RUS	10	10	12	10	10	9	3	13	32	358	DOM	2	1	1	2	2	2	1	1	4	56
UKR	8	3+1=	6	5	2	-	3	1+1=	18	168	NAM	1	4	-	2	1	1	1	-	5	55
BLR	2	2	3	1	1	-	4	1	7	66	BUL	1	1	1	-	1+1=	2	4	8	3	50.5
URS	2	3	3	-	-	1	1	-	8	60	BRN	3	1	1	-	1	1	2	1	5	49
KAZ	1	2	1	-	-	-	-	1	4	29	SLO	1	1	2	1	2	1	1	-	4	45
KGZ	-	1=	1	1+1=	-	-	-	-	2	22	ERI	1	1	-	3	-	3	2	2	2	45
LTU	-	2	-	-	-	2	-	1	2	21	TUR	1	1	-	-	3	3	2	1	2	41
UZB	-	1	1	1	-	-	-	-	2	18	GRN	2	-	1	-	1	3	2	1	3	40
LAT	-	-	1	-	2	-	-	-	1	14	NZL	1	-	1	2	-	3	3	1	2	40
EST	-	1	-	1	-	-	-	-	1	12	ECU	3	1	1	-	-	-	-	2	5	39
TJK	-	-	-	1	1	-	-	-	0	9	ROU	-	-	1	2	2	4	-	1	1	37
ARM	-	1	-	-	-	-	-	-	1	7	COL	2	1	-	2	-	-	1	1	3	36
MDA	-	-	-	1	-	-	-	-	0	5	SKN	1	-	3+1=	-	1	-	-	-	5	35.5
TKM	-	-	-	-	1	-	-	-	0	4	SVK	1	-	2	1	-	1	1	5	3	35
Totals	23	25+2=	28	21+1=	17	12	11	17+1=	78	793	IRL	2	-	-	-	1	4	1	1=	2	34.5
4. Breakdown of Czechoslovakian placings 1983-1991:											DEN	3	-	-	1	1	-	-	1	3	34
CZE	4	1	2	2	2	3	4	1	7	87	YUG ^[5]	-	-	-	2	3	2	2	1+1=	-	33.3
SVK	-	2	1	-	-	3	2	-	3	33	KSA	-	-	1	2	2	1	-	3	1	30
TCH	-	1	-	1	-	-	-	1	1	13	TAN	-	1	1	-	3	1	-	-	2	28
Totals	4	4	3	3	2	6	6	2	11	133	BAR	1	-	-	2	-	3	-	-	1	27
5. Breakdown of Yugoslavian placings 1983-2001 (includes IWP in 1993):											ZAM	1	2	-	-	1	-	-	-	3	26
SRB	-	-	-	1	2	2	2	1+1=	-	24.3	LAT	-	-	-	3	-	2	2	1	-	26
YUG	-	-	-	1	-	-	-	-	-	5	TJK	2	1	-	-	-	-	1	-	3	25
IWP	-	-	-	-	1	-	-	-	-	4	PAN	1	1	-	1	-	1	1	-	2	25
SLO	-	-	-	-	1	-	-	-	-	4	GHA	-	1	-	1	1	-	2	3	1	23
CRO	-	-	-	-	-	-	-	1	-	1	BDI	-	1	1	-	1	1	1	-	2	22
Totals	0	0	0	2	4	2	2	2+1=	0	38.3	BER	-	1	-	-	2	2	-	1	1	22
ALL WORLD CHAMPIONSHIPS											PUR	-	2	-	-	1	1	-	-	2	21
MEN	Gold	Silver	Bronze	4th	5th	6th	7th	8th	Medals	Points	CYP	-	1	1	-	1	1	-	1	2	21
USA	107	65	55+2=	38+1=	37+3=	40+2=	33	39+2=	229	2234.5	KAZ	-	1	2	-	-	-	1=	-	3	20.5
KEN	41	32	25	28	24	16	29	13	98	1057	DJI	-	2	1	-	-	-	-	-	3	20
GER ^[1]	26	18	30+1=	38+2=	30+1=	30+2=	25+3=	24	75	1014.5	MRI	-	-	-	1	3	1	-	-	-	20
GBR	19	19	24	23+2=	18+1=	19+1=	16+1=	10	62	731	BOT	-	-	-	1	2	1	1	1=	-	18.3
RUS ^[2]	10	22+3=	15+2=	19+1=	20+1=	16+1=	13	17	52	631	KOR	-	-	1	1	-	1+1=	-	1	1	17.5
JAM	15	19	13	13	11	11	11	10	47	505	ISR	-	1	1	-	-	-	2	-	2	17
FRA	8	12	10+2=	15	20+1=	19+1=	15	19+1=	32	485	BIH	-	1	1	-	-	-	1	-	2	15
ETH	15	19	11	11	9	8	13	9	45	469	SOM	1	-	1	-	-	-	-	-	2	14
POL	13	11	14+4=	9	14	11	13	6+2=	42	452.8	EGY	-	1	-	-	-	1	2	-	1	14
ESP	6	15	7+1=	11	13	16	11	13	29	390.5	TUN	-	-	-	-	1	-	-	-	1	14
ITA	8	9	9	7	11+2=	12	21+1=	15+2=	26	361.5	SEN	-	-	-	-	1	-	5	-	-	14
URS ^[3]	10	10+2=	13	8+1=	9	5	4	9	35	353.5	ZIM	-	-	1	-	-	2	-	-	1	12
CUB	7	13+1=	7	17	5+2=	5	11	9	28	353.5	AUT	-	-	1	-	-	-	2	2	1	12
CAN	5	9	15+1=	3	6	9+2=	7	16	30	299.5	ANT	-	-	-	1	1	1	-	-	-	12
MAR	8	8	7	7	6	7	7	6	23	262	SUD	-	1	-	-	1	-	-	-	1	11
JPN	4	2	11	6	11	11	8	7	17	242	SRB	-	-	1	-	-	1	1	-	1	11
											AHO	-	-	-	-	2	1	-	-	-	11
											IRI	-	-	1	-	-	-	2	-	1	10
											DMA	-	-	1	-	-	1	-	-	1	9
											CRO	-	-	1	-	-	-	1	-	1	8
											AZE	-	-	-	-	1	-	2	-	-	8
											CIV	-	-	-	-	1	-	2	-	-	8

mAll	Gold	Silver	Bronze	4th	5th	6th	7th	8th	Medals	Points	wAll	Gold	Silver	Bronze	4th	5th	6th	7th	8th	Medals	Points	
ISV	-	-	-	1	-	-	-	1	-	7	POR	5	4	4	7	3	5	6	3	13	169	
BUR	-	-	1	-	-	-	-	-	1	6	CZE	7	2	2	4+1=	7	4+2=	7	3+1=	11	168.5	
HAI	-	-	-	1	-	-	-	-	1	6	ESP	1	2+1=	6	7	5	7	6	6	10	158.5	
SYR	-	-	1	-	-	-	-	-	1	6	JPN	2	5	5	6	3	4	5	5	12	150	
IVB	-	-	-	1	-	-	-	-	-	5	GRE	4	5	8	1	2	3	3	5	17	148	
CAY	-	-	-	-	1	-	-	1	-	5	SWE	6	2	4	3+2=	0+1=	5+1=	2+2=	3	12	138.2	
UZB	-	-	-	-	1	-	-	-	-	4	BAH	3	5	4	4	3	3	4	4	12	136	
IND	-	-	-	-	-	-	-	2	-	4	NGR	-	2	2	4	10	8	5	4+1=	4	124.5	
CHI	-	-	-	-	-	1	-	-	-	3	NED	4	1	5	2	2	4	6	9	10	120	
GUA	-	-	-	-	-	1	-	-	-	3	FIN	2	-	2	6	4	6	1	3	4	97	
ISL	-	-	-	-	-	1	-	-	-	3	NOR	5	-	2	2	1	4	1	-	7	80	
ARG	-	-	-	-	-	-	1	1	-	3	BRN	4	2	1	1	2	3	1	1	7	77	
RWA	-	-	-	-	-	-	-	1	-	2	MAR	2	4	1	4	-	-	2	1	7	75	
MDA	-	-	-	-	-	-	-	-	2	2	CRO	4	3	1	1	-	1	3	1	8	74	
VEN	-	-	-	-	-	-	-	-	1	1	BRA	1	1	-	3	3+1=	5+1=	5	1	2	74	
MAS	-	-	-	-	-	-	-	-	1=	0.5	RSA	5	1	2	-	1	1	2	3	8	73	
Totals	409	405+8=	398+15=	397+10=	395+19=	395+13=	385+7=	354+14=	1235	14,654	NZL	5	1	-	2	2	1	-	1	6	69	
1. Breakdown of German placings (GER from 1991):																						
GER	18	9	24+1=	30+1=	20+1=	22+2=	19+3=	19	52	726	HUN	-	1	1	4	2	4	1+1=	3	2	59.5	
GDR	6	5	4	2	8	4	2	2	15	167	COL	2	1	2	-	3	2	2	-	5	57	
FRG	2	4	2	6+1=	2	4	4	3	8	121.5	SUI	-	-	2	4	4	2	-	2	2	56	
Totals	26	18	30+1=	38+2=	30+1=	30+2=	25+3=	24	75	1014.5	IRL	2	2	-	3	-	1+1=	2	1	4	55.5	
2. Breakdown of Russian placings (includes ANA in 2017 & 2019):																						
RUS	10	15+3=	14+2=	17+1=	19+1=	16	13	17	44	559.5	TCH ^[4]	3	2	-	-	1	2	2	2	5	54	
ANA	-	7	1	2	1	1=	-	-	8	71.5	MOZ	3	1	1	2	-	-	-	1	-	5	49
Totals	10	22+3=	15+2=	19+1=	20+1=	16+1=	13	17	52	631	CIV	-	4	1	1	1	-	-	-	5	43	
3. Breakdown of USSR placings 1983-1991:																						
RUS	3	4	5	4	4	4	1	6	12	138	KAZ	-	2	3	1	-	-	1=	4	5	41.6	
UKR	4	1+1=	2	1	2	-	-	1	8	71.5	TTO	-	-	3	-	1	5	1	1	3	40	
BLR	1	1	2	1	-	-	2	-	4	36	MEX	1	1	2	1	-	1	1	1	4	38	
URS	1	1	1	-	-	-	1	-	3	23	BEL	1	1	1	-	2	2	1	-	3	37	
KAZ	1	1	1	-	-	-	-	1	3	22	AUT	-	1	2	-	-	3	3	-	3	34	
LAT	-	-	1	-	2	-	-	-	1	14	TUR	-	2	-	-	3	-	1	2	2	30	
EST	-	1	-	1	-	-	-	-	1	12	ALG	2	-	1	-	1	-	1	1	3	29	
KGZ	-	1=	-	1=	-	-	-	-	1	11	LTU	-	-	1	1	-	3	3+1=	1+1=	1	29	
ARM	-	1	-	-	-	-	-	-	1	7	UGA	2	-	-	1	1	-	-	-	2	25	
UZB	-	-	1	-	-	-	-	-	1	6	SLO	-	-	-	1	1	2	1	1=	2	25	
MDA	-	-	-	1	-	-	-	-	-	5	SRB	-	-	2	2	-	-	1	-	2	24	
TJK	-	-	-	-	1	-	-	-	-	4	LAT	-	1	1	-	1	-	2	2	2	23	
LTU	-	-	-	-	-	1	-	1	-	4	VEN	2	-	1=	-	-	-	1=	-	3	22.3	
Totals	10	10+2=	13	8+1=	9	5	4	9	35	353.5	SUR	-	1	1	1	1	-	-	-	2	22	
4. Breakdown of Czechoslovakian placings 1983-1991:																						
CZE	1	-	2	2	1	1	3	-	3	43	CMR	-	2	-	-	-	1	2	-	2	21	
SVK	-	2	1	-	-	3	1	-	3	31	TUN	1	1	-	-	1	-	-	-	2	19	
TCH	-	-	-	1	-	-	-	-	-	5	BOT	1	1	-	-	-	-	2	-	2	19	
Totals	1	2	3	3	1	4	4	-	6	79	SEN	1	-	1	-	-	1	-	1	2	18	
5. Breakdown of Yugoslavian placings 1983-2001 (includes IWP in 1993):																						
SRB	-	-	-	1	2	2	2	1+1=	-	24.3	DEN	-	-	1	2	-	-	1	-	1	18	
YUG	-	-	-	1	-	-	-	-	-	5	ISR	-	1	-	1	-	1	-	-	1	15	
IWP	-	-	-	-	1	-	-	-	-	4	SYR	1	-	1	-	-	-	-	-	2	14	
Totals	0	0	0	2	3	2	2	1+1=	0	33.3	PRK	1	-	-	-	1	-	-	2	1	14	
ALL WORLD CHAMPIONSHIPS																						
WOMEN Gold Silver Bronze 4th 5th 6th 7th 8th Medals Points																						
USA	62	51+1=	37	34+4=	47	31+1=	41+2=	33+2=	151	1669	IND	-	-	1	1	-	-	-	3	1	14	
GER ^[1]	36	43	34+1=	39	35	30	27+2=	21+1=	114	1301.5	SRI	-	1	1	-	-	-	-	-	2	13	
RUS ^[2]	35	32+3=	32	37+1=	21+2=	28+1=	22+1=	23+1=	102	1151.5	BAR	-	-	-	1	-	2	-	1	0	12	
JAM	20	29	29+1=	19	17	15	16	14	79	796.5	NAM	-	-	1	-	-	1	-	-	1	9	
CHN	17	19	18	13	24	13+1=	9	15+1=	54	613	GHA	-	-	1	-	-	-	1	-	1	8	
KEN	19	18	16	17	14	10	16	6	53	583	SVK	-	-	1	-	-	-	1	-	1	8	
GBR	11	17	14	18	29	14	14	10	42	577	CAY	-	-	1	-	-	-	-	2	1	8	
URS ^[3]	13	15	15	13	8	7	7	8+1=	43	439.5	BDI	-	1	-	-	-	-	-	-	1	7	
ETH	14	11	15	12	10	8	6	8	40	423	ASA	-	-	1	-	-	-	-	-	1	6	
CUB	15	10	6+1=	14	5	12	11	10	32	389.5	MDA	-	-	-	1	-	-	-	1	0	6	
UKR	6	10+1=	7	11	16	7	16+1=	5	24	344.1	AZE	-	-	-	-	1	-	1	-	0	6	
POL	6	3+1=	7	11+1=	8	11+2=	14	14	17	289	SLE	-	-	-	1	-	-	-	-	0	5	
FRA	5	6	11	10	7	11	8+1=	12	22	287.6	SUD	-	-	-	-	1	-	-	-	0	5	
ROU	5	8	10	4+1=	9	16	4+1=	10	23	284	YUG ^[5]	35	32+3=	32	37+1=	21+2=	28+1=	22+1=	23+1=	102	1151.5	
ITA	3	6+1=	9	5	5	12+1=	9+1=	13	19	242	AIA	-	-	-	-	1	-	-	-	0	4	
BLR	6	6	8	4	8	10	7+1=	4	20	238.8	CHA	-	-	-	-	1	-	-	-	0	4	
AUS	8	7	4	2	8	5	8	5	19	215	CRC	-	-	-	-	1	-	-	-	0	4	
BUL	4	2	7	9	5	4	7+1=	2	13	182.5	EST	-	-	-	-	-	-	2	-	0	4	
CAN	1	5	-	4	9	15+1=	7	9	6	169.5	GAM	-	-	-	-	-	1	-	-	0	3	
Totals																						
369 365+8= 363+4= 363+10= 363+4= 358+12= 345+18= 312+10= 1109 13,211																						

wAll	Gold	Silver	Bronze	4th	5th	6th	7th	8th	Medals	Points	1980	Gold	Silver	Bronze	4th	5th	6th	7th	8th	Medals	Points
1. Breakdown of German placings (GER from 1991):																					
GER	20	27	21+1=	31	28	26	20+2=	20+1=	69	888.5	USA	-	-	-	-	1	-	-	-	0	4
GDR	15	14	12	4	5	2	3	1	41	343	YUG	-	-	-	-	1	-	-	-	0	4
FRG	1	2	1	4	2	2	4	-	4	70	CAN	-	-	-	-	-	1	-	-	0	3
Totals	36	43	34+1=	39	35	30	27+2=	21+1=	114	1301.5	AUS	-	-	-	-	-	-	1	-	0	2
Totals																					
2	2	2	2	2	2	2	2	1	6	71											

2. Breakdown of Russian placings (includes ANA in 2017 & 2019):																					
RUS	32	31+3=	32	37+1=	21+2=	28+1=	22+1=	22+1=	98	1119.5	Breakdown of German placings:										
ANA	3	1	-	-	-	-	-	1	4	32	GDR	1	1	1	-	-	-	-	-	3	21
Totals	35	32+2=	32+1=	37+1=	23+2=	28+1=	22+1=	24	102	1159	FRG	1	-	-	-	-	1	-	1	10	
Totals																					
2	1	1	-	-	-	-	1	-	4	31											

3. Breakdown of USSR placings 1983-1991:																					
RUS	7	6	7	6	6	5	2	7	20	220	<hr/> HELSINKI 1983 <hr/>										
UKR	4	2	4	4	-	-	3	1=	10	96.5											
URS	1	2	2	-	-	1	-	-	5	37											
BLR	1	1	1	-	1	-	2	1	3	30											
LTU	-	2	-	-	-	1	-	-	2	17											
UZB	-	1	-	1	-	-	-	-	1	12											
KGZ	-	-	1	1	-	-	-	-	1	11											
KAZ	-	1	-	-	-	-	-	-	1	7											
TJK	-	-	-	1	-	-	-	-	0	5											
TKM	-	-	-	-	1	-	-	-	0	4											
Totals	13	15	15	13	8	7	7	8+1=	43	439.5											

4. Breakdown of Czechoslovakian placings 1983-1991:																					
CZE	3	1	-	-	1	2	1	1	4	44	<hr/> OVERALL <hr/>										
TCH	-	1	-	-	-	-	-	1	1	8											
SVK	-	-	-	-	-	-	1	-	0	2											
Totals	3	2	0	0	1	2	2	2	5	54											

5. Breakdown of Yugoslavian placings 1983-2001 (includes IWP in 1993):																					
SLO	-	-	-	-	1	-	-	-	0	4	GER ^[1]	12	12	6	7+1=	9	6	10	4	30	333.5
CRO	-	-	-	-	-	-	-	1	0	1	URS ^[2]	6	6	11	8+1=	2	6	-	3	23	229.5
Totals	0	0	0	0	1	0	0	1	0	5	USA	8	9	7	4	5	3	-	7	24	225

ALL WORLD CHAMPIONSHIPS

UNIVERSAL

	Gold	Silver	Bronze	4th	5th	6th	7th	8th	Medals	Points
USA	1	-	-	-	-	-	-	-	1	8
JAM	-	1	-	-	-	-	-	-	1	7
BRN	-	-	1	-	-	-	-	-	1	6
GBR	-	-	-	1	-	-	-	-	0	5
POL	-	-	-	-	1	-	-	-	0	4
BEL	-	-	-	-	-	1	-	-	0	3
IND	-	-	-	-	-	-	1	-	0	2
BRA	-	-	-	-	-	-	-	1	0	1
Totals	1	1	1	1	1	1	1	1	3	36

MALMÖ 1976

MEN	Gold	Silver	Bronze	4th	5th	6th	7th	8th	Medals	Points
MEX	-	1	-	1	-	-	-	-	1	12
URS	1	-	-	-	-	1	-	-	1	11
FIN	-	-	1	-	-	-	-	-	1	6
GER	-	-	-	-	1	-	-	1	0	5
ITA	-	-	-	-	-	-	1	-	0	2
Totals	1	1	1	1	1	1	1	1	3	36

Breakdown of USSR placings:

KAZ	1	-	-	-	-	-	-	-	1	8
RUS	-	-	-	-	-	1	-	-	0	3
Totals	1	-	-	-	-	1	-	-	1	11

SITTARD 1980

WOMEN	Gold	Silver	Bronze	4th	5th	6th	7th	8th	Medals	Points
GER	2	1	1	-	-	-	1	-	4	31
NOR	-	-	1	-	-	1	-	-	1	9
SWE	-	1	-	-	-	-	-	1	1	8
FRA	-	-	-	1	-	-	-	-	0	5
IRL	-	-	-	1	-	-	-	-	0	5

USA	-	-	-	-	1	-	-	-	0	4
YUG	-	-	-	-	1	-	-	-	0	4
CAN	-	-	-	-	-	1	-	-	0	3
AUS	-	-	-	-	-	-	1	-	0	2
Totals	2	2	2	2	2	2	2	1	6	71

Breakdown of German placings:

GDR	1	1	1	-	-	-	-	-	3	21
FRG	1	-	-	-	-	-	1	-	1	10
Totals	2	1	1	-	-	-	1	-	4	31

OVERALL

	Gold	Silver	Bronze	4th	5th	6th	7th	8th	Medals	Points
GER ^[1]	12	12	6	7+1=	9	6	10	4	30	333.5
URS ^[2]	6	6	11	8+1=	2	6	-	3	23	229.5
USA	8	9	7	4	5	3	-	7	24	225
GBR	2	2	3	5	5	1	3	2	7	104
TCH ^[3]	4	3	2	1	1	3	3	1	9	90
FIN	1	1	1	3	-	2	-	2	3	44
ITA	1	1	1	-	1	2	6	-	3	43
BUL	-	-	3	2	1	1	2	1	3	40
POL	2	1	1	1	-	1	-	2+1=	4	39.5
CAN	-	-	-	2	4	2	2	3	0	39
JAM	1	1	1	1	1	-	1	-	3	32
ROU	-	1	-	-	1	3	-	2	1	22
SWE	-	-	-	2	-	2	2	-	0	20
ESP	-	1	-	1	1	-	1	-	1	18
AUS	1	-	-	-	-	1	2	1	1	16
FRA	-	-	-	1	1	1	1	1+1=	0	15.5
BRA	-	-	1	-	1	1	-	2	1	15
HUN	-	-	-	1	-	2	1	1	0	14
MEX	1	-	-	-	1	-	-	-	1	12
NOR	1	-	-	-	1	-	-	-	1	12
CUB	-	1	-	-	-	-	1	2	1	11
IRL	1	-	-	-	-	-	1	-	1	10
NED	-	1	-	-	-	-	1	1	1	10
NGR	-	-	1	-	-	1	-	1	1	10
ETH	-	1	-	-	-	-	1	-	1	9
POR	-	-	-	1	-	1	-	-	0	8
TAN	-	-	-	-	2	-	-	-	0	8
SUI	-	-	-	-	1	1	-	-	0	7
CHN	-	-	1	-	-	-	-	-	1	6
GRE	-	-	1	-	-	-	-	-	1	6
MAR	-	-	1	-	-	-	-	-	1	6
YUG	-	-	-	-	1	-	-	1	0	5
DOM	-	-	-	-	1	-	-	-	0	4
BEL	-	-	-	-	-	1	-	-	0	3
KEN	-	-	-	-	-	-	1	-	0	2
SEN	-	-	-	-	-	-	1	-	0	2
TRI	-	-	-	-	-	-	1	-	0	2
AUT	-	-	-	-	-	-	-	1	0	1
Totals	41	41	41	40+2=	40	41	41	38+2=	123	1474

1. Breakdown of German placings:

GDR	10	7	5	3	7	2	5	2	22	220
FRG	2	5	1	4+1=	2	4	5	2	8	113.5
Totals	12	12	6	7+1=	9	6	10	4	30	333.5

2. Breakdown of USSR placings:

RUS	3	2	5	3	1	5	-	3	10	105
UKR	2	1	-	2	-	-	-	-	3	33
URS	1	-	2	-	-	1	-	-	3	23
UZB	-	1	1	1	-	-	-	-	2	18
LTU	-	2	-	-	-	-	-	-	2	14
KGZ	-	-	1	1=	-	-	-	-	1	10.5
LAT	-	-	1	-	1	-	-	-	1	10
BLR	-	-	1	-	-	-	-	-	1	6
EST	-	-	-	1	-	-	-	-	0	5
TJK	-	-	-	1	-	-	-	-	0	5
Totals	6	6	11	8+1=	2	6	-	3	23	229.5

1987	Gold	Silver	Bronze	4th	5th	6th	7th	8th	Medals	Points	1987	Gold	Silver	Bronze	4th	5th	6th	7th	8th	Medals	Points
YUG ^[4]	-	-	-	-	-	-	1	1	0	3											
AUT	-	-	-	-	-	-	1	-	0	2											
CIV	-	-	-	-	-	-	1	-	0	2											
GRE	-	-	-	-	-	-	1	-	0	2											
COL	-	-	-	-	-	-	-	1	0	1											
Totals	43	42+2=	42	43	42+2=	42	42	36+2=	129	1540											
1. Breakdown of German placings:																					
GDR	10	11	10	3	5	4	-	-	31	264	1. Breakdown of German placings:										
FRG	-	1	2	6	2	2	2	1	3	68	GDR	4	2	2	-	3	2	-	-	8	76
Totals	10	12	12	9	7	6	2	1	34	332	FRG	-	1	1	5	-	1	1	1	2	44
2. Breakdown of USSR placings:																					
RUS	3	2	3	1	7	2	1	4	8	101	Totals	4	3	3	5	3	3	1	1	10	120
UKR	4	1+1=	1	-	2	-	2	1=	7	64	2. Breakdown of USSR placings:										
KAZ	-	2	1	-	-	-	-	1	3	21	RUS	1	-	2	-	3	-	-	3	3	35
URS	-	2	1	-	-	-	-	-	3	20	UKR	1	1=	1	-	2	-	-	-	3	28.5
BLR	-	1	-	1	1	-	1	-	1	18	KAZ	-	1	1	-	-	-	-	1	2	14
KGZ	-	1=	-	1	-	-	-	-	1	11.5	ARM	-	1	-	-	-	-	-	-	1	7
ARM	-	1	-	-	-	-	-	-	1	7	EST	-	1	-	-	-	-	-	-	1	7
EST	-	1	-	-	-	-	-	-	1	7	URS	-	1	-	-	-	-	-	-	1	7
LTU	-	-	-	-	-	2	-	1	0	7	KGZ	-	1=	-	-	-	-	-	-	1	6.5
MDA	-	-	-	1	-	-	-	-	0	5	BLR	-	-	-	1	-	-	-	-	0	5
LAT	-	-	-	-	1	-	-	-	0	4	MDA	-	-	-	1	-	-	-	-	0	5
TKM	-	-	-	-	1	-	-	-	0	4	LAT	-	-	-	-	1	-	-	-	0	4
Totals	7	10+2=	6	4	12	4	4	6+1=	25	269.5	LTU	-	-	-	-	1	-	1	0	4	
3. Breakdown of Czechoslovakian placings:																					
SVK	-	1	1	-	-	2	1	-	2	21	Totals	2	4+2=	4	2	6	1	-	5	12	123
CZE	-	-	-	1	1	1	2	1	0	17	3. Breakdown of Czechoslovakian placings:										
Totals	-	1	1	1	1	3	3	1	2	38	SVK	-	1	1	-	-	2	1	-	2	21
4. Breakdown of Yugoslavian placings:																					
SRB	-	-	-	-	-	-	1	-	0	2	CZE	-	-	-	1	-	-	2	-	0	9
CRO	-	-	-	-	-	-	-	1	0	1	Totals	-	1	1	1	-	2	3	-	2	30
Totals	-	-	-	-	-	-	1	1	0	3	WOMEN Gold Silver Bronze 4th 5th 6th 7th 8th Medals Points										
MEN Gold Silver Bronze 4th 5th 6th 7th 8th Medals Points																					
USA	7	3	4	3	1=	3	-	3	14	131.5	GER ^[1]	6	9	9	4	4	3	1	-	24	212
URS ^[1]	2	4+2=	4	2	6	1	-	5	12	123	URS ^[2]	5	6	2	2	6	3	4	1+1=	13	146.5
GER ^[2]	4	3	3	5	3	3	1	1	10	120	USA	3	1	2	2	2	1	6	2+1=	6	78.5
GBR	-	3	4	-	3	-	3	2	7	65	BUL	2	-	1	2	2	-	1	2	3	44
ITA	2	2	1	2	1	2	3	-	5	62	GBR	1	-	-	1	1	1	1	1	1	23
KEN	3	-	-	1	1	2	1	1	3	42	ROU	-	1	1	-	1	1	-	1	2	21
TCH ^[3]	-	1	1	1	-	2	3	-	2	30	JAM	-	-	2	1	-	1	-	-	2	20
FRA	-	2	-	1	-	-	2	-	2	23	FRA	-	-	1	-	1	1	2	-	1	17
BUL	1	-	-	-	1=	1	2	2	1	20.5	AUS	-	2	-	-	-	-	-	1	2	15
CUB	-	-	2	1	-	1	-	-	2	20	CUB	-	-	-	2	-	1	-	1	0	14
ESP	-	1	1	-	-	1	-	1	2	17	NOR	1	-	-	1	-	-	-	-	1	13
JAM	-	1	1	-	-	1	-	-	2	16	CHN	-	-	1	-	-	-	2	2	1	12
SWE	1	-	-	1	-	-	-	1	1	14	CAN	-	-	-	1	-	2	-	1	0	12
POL	-	-	-	2	1	-	-	-	0	14	POR	1	-	-	-	-	-	1	-	1	10
SUI	1	-	-	1	-	-	-	-	1	13	SUI	-	-	-	2	-	-	-	-	0	10
NGR	-	1	-	-	-	2	-	-	1	13	FIN	-	-	-	-	1	1	-	1	0	8
MAR	1	-	-	-	1	-	-	-	1	12	TCH ^[3]	-	-	-	-	1	1	-	1	0	8
BRA	-	-	1	1	-	-	-	-	1	11	ESP	-	-	-	1	-	-	-	-	0	5
HUN	-	-	-	1	1	-	1	-	0	11	NED	-	-	-	-	-	1	-	1	0	4
BEL	-	-	1	-	1	-	-	-	1	10	NGR	-	-	-	-	-	1	-	-	0	3
MEX	-	-	-	1	1	-	-	1	0	10	SWE	-	-	-	-	-	1	-	-	0	3
FIN	1	-	-	-	-	-	-	-	1	8	POL	-	-	-	-	-	-	1	-	0	2
SOM	1	-	-	-	-	-	-	-	1	8	YUG	-	-	-	-	-	-	-	1	0	1
POR	-	1	-	-	-	-	-	1	1	8	Totals	19	19	19	19	19	19	19	16+2=	57	682
DJI	-	1	-	-	-	-	-	-	1	7	1. Breakdown of German placings:										
AUS	-	-	-	1	-	-	1	-	0	7	GDR	6	9	8	3	2	2	-	-	23	188
CAN	-	-	-	-	1	-	1	1	0	7	FRG	-	-	1	1	2	1	1	-	1	24
BER	-	-	-	-	1	-	-	-	0	4	Totals	6	9	9	4	4	3	1	-	24	212
SEN	-	-	-	-	1	-	-	-	0	4	2. Breakdown of USSR placings:										
SUD	-	-	-	-	1	-	-	-	0	4	RUS	2	2	1	1	4	2	1	1	5	66
JPN	-	-	-	-	-	1	-	-	0	3	UKR	3	1	-	-	-	-	2	1=	4	35.5
NZL	-	-	-	-	-	1	-	-	0	3	URS	-	1	1	-	-	-	-	-	2	13
ROU	-	-	-	-	-	1	-	-	0	3	BLR	-	1	-	-	1	-	1	-	1	13
TAN	-	-	-	-	-	1	-	-	0	3	KAZ	-	1	-	-	-	-	-	-	1	7
AUT	-	-	-	-	-	-	1	-	0	2	KGZ	-	-	-	1	-	-	-	-	0	5
CHN	-	-	-	-	-	-	1	-	0	2	TKM	-	-	-	-	1	-	-	-	0	4
CIV	-	-	-	-	-	-	1	-	0	2	LTU	-	-	-	-	-	1	-	-	0	3
GRE	-	-	-	-	-	-	1	-	0	2	Totals	5	6	2	2	6	3	4	1+1=	13	146.5
YUG	-	-	-	-	-	-	1	-	0	2	TOKYO 1991										
COL	-	-	-	-	-	-	-	1	0	1	OVERALL										
Totals	24	23+2=	23	24	23+2=	23	23	20	72	858	Gold	Silver	Bronze	4th	5th	6th	7th	8th	Medals	Points	
1. Breakdown of German placings:																					
GDR	6	9	8	3	2	2	-	-	23	188	URS ^[1]	9	9	11	9	3	1	7	8	29	283
FRG	-	-	1	1	2	1	1	-	1	24	USA	10	8	8	2	8	4	3	5	26	249
Totals	6	9	9	4	4	3	1	-	24	212	GER	5	4	8	8	3	6	3	2	17	194
2. Breakdown of USSR placings:																					
RUS	2	2	1	1	4	2	1	1	5	66	KEN	4	3	1	3	1	-	3	-	8	84
UKR	3	1	-	-	-	-	-	-	2	13	GBR	2	2	3	3	2	1	1	-	7	76
URS	-	1	1	-	-	-	-	-	2	13	FRA	1	1	-	1	3	3	-	4	2	45
BLR	-	1	-	-	1	-	1	-	1	13											
KAZ	-	1	-	-	-	-	-	-	0	5											
KGZ	-	-	-	1	-	-	-	-	0	5											
TKM	-	-	-	-	1	-	-	-	0	4											
LTU	-	-	-	-	-	1	-	-	0	3											
Totals	5	6	2	2	6	3	4	1+1=	13	146.5											

1991	Gold	Silver	Bronze	4th	5th	6th	7th	8th	Medals	Points
JAM	1	1	3	-	-	3	-	-	5	42
FIN	1	1	1	2	2	-	1	1	3	42
CHN	2	1	1	-	1	1	-	4	4	40
ITA	1	-	-	1	1	3	5	3	1	39
CUB	-	2	-	1	1=	1	3	2	2	33.5
POL	1	-	-	2	1	2	-	1	1	29
ROU	-	1	1	1	2	1	-	-	2	29
JPN	1	1	-	1	1	-	2	-	2	28
ALG	2	-	1	-	1	-	-	-	3	26
SWE	-	1	-	-	2	1	2	2	1	24
CAN	-	1	1	1	-	1	-	2	2	23
MAR	-	-	2	-	-	2	1	1	2	21
HUN	-	1	1	1	-	-	-	2	2	20
NGR	-	-	-	2	2	-	1	-	0	20
ESP	-	-	1	-	2	-	1	2	1	18
AUS	-	-	-	-	2	2	-	2	0	16
SUI	1	-	-	-	1	1	-	-	1	15
BRA	-	1	-	1	-	-	1	-	1	14
BUL	1	-	-	-	-	1	1	-	1	13
NOR	-	1	-	-	1	-	1	-	1	13
NAM	-	1	-	-	1	-	-	-	1	11
POR	-	-	-	-	1	1	1	1	0	10
ZAM	1	-	-	-	-	-	-	-	1	8
ETH	-	1	-	-	-	-	-	1	1	8
NZL	-	-	-	1	-	1	-	-	0	8
DJI	-	1	-	-	-	-	-	-	1	7
NED	-	1	-	-	-	-	-	-	1	7
YUG ^[2]	-	-	-	1	-	-	1	-	0	7
BAH	-	-	-	-	1=	-	1	-	0	5.5
MOZ	-	-	-	1	-	-	-	-	0	5
TCH	-	-	-	1	-	-	-	-	0	5
MEX	-	-	-	-	-	1	1	-	0	5
SUR	-	-	-	-	1	-	-	-	0	4
AUT	-	-	-	-	-	-	2	-	0	4
BDI	-	-	-	-	-	1	-	-	0	3
BER	-	-	-	-	-	1	-	-	0	3
COL	-	-	-	-	-	1	-	-	0	3
ISL	-	-	-	-	-	1	-	-	0	3
TRI	-	-	-	-	-	1	-	-	0	3
RWA	-	-	-	-	-	-	1	-	0	2
Totals	43	43	43	43	42+2=	42	43	43	129	1548

1. Breakdown of USSR placings:

RUS	3	6	4	6	2	1	2	6	13	141
UKR	3	1	5	3	-	-	1	1	9	79
BLR	2	1	2	-	-	-	3	1	5	42
URS	1	1	-	-	-	-	1	-	2	17
TJK	-	-	-	-	1	-	-	-	0	4
Totals	9	9	11	9	3	1	7	8	29	283

2. Breakdown of Yugoslavian placings:

YUG	-	-	-	1	-	-	-	-	0	5
SRB	-	-	-	-	-	-	1	-	0	2
Totals	-	-	-	1	-	-	1	-	0	7

MEN	Gold	Silver	Bronze	4th	5th	6th	7th	8th	Medals	Points
USA	9	4	7	1	4	3	1	2	20	176
URS ^[1]	3	4	4	3	2	1	4	2	11	112
KEN	4	3	-	3	1	-	2	-	7	76
GER	1	-	4	5	-	3	1	-	5	68
GBR	1	1	3	2	2	-	-	-	5	51
ITA	1	-	-	1	1	2	3	3	1	32
FIN	1	1	-	-	2	-	1	-	2	25
FRA	-	1	-	-	1	2	-	4	1	21
MAR	-	-	2	-	-	2	1	1	2	21
CAN	-	1	1	1	-	-	-	2	2	20
CUB	-	1	-	1	1=	-	1	2	1	19.5
JAM	-	1	1	-	-	2	-	-	2	19
HUN	-	1	1	1	-	-	-	-	2	18
SWE	-	-	-	-	2	1	2	2	0	17
JPN	1	-	-	-	1	-	2	-	1	16
ALG	1	-	1	-	-	-	-	-	2	14
BRA	-	1	-	1	-	-	1	-	1	14
NAM	-	1	-	-	1	-	-	-	1	11
ESP	-	-	-	-	2	-	-	2	0	10
NGR	-	-	-	1	1	-	-	-	0	9
POL	-	-	-	1	1	-	-	-	0	9

1991	Gold	Silver	Bronze	4th	5th	6th	7th	8th	Medals	Points
SUI	1	-	-	-	-	-	-	-	1	8
ZAM	1	-	-	-	-	-	-	-	1	8
NZL	-	-	-	-	1	-	1	-	0	8
POR	-	-	-	-	1	1	-	1	0	8
DJI	-	1	-	-	-	-	-	-	1	7
ETH	-	1	-	-	-	-	-	-	1	7
NED	-	1	-	-	-	-	-	-	1	7
NOR	-	1	-	-	-	-	-	-	1	7
YUG ^[2]	-	-	-	1	-	-	1	-	0	7
TCH	-	-	-	1	-	-	-	-	0	5
ROU	-	-	-	-	1	-	-	-	0	4
AUS	-	-	-	-	-	1	-	1	0	4
BAH	-	-	-	-	1=	-	-	-	0	3.5
BDI	-	-	-	-	-	1	-	-	0	3
BER	-	-	-	-	-	1	-	-	0	3
ISL	-	-	-	-	-	1	-	-	0	3
TRI	-	-	-	-	-	1	-	-	0	3
AUT	-	-	-	-	-	-	1	-	0	2
BUL	-	-	-	-	-	-	1	-	0	2
MEX	-	-	-	-	-	-	1	-	0	2
RWA	-	-	-	-	-	-	1	-	0	2
CHN	-	-	-	-	-	-	-	2	0	2
Totals	24	24	24	24	23+2=	23	24	24	72	864

2. Breakdown of USSR placings:

RUS	-	3	1	2	1	1	1	1	4	47
BLR	1	1	2	-	-	-	2	-	4	31
UKR	2	-	1	1	-	-	-	1	3	28
TJK	-	-	-	-	1	-	-	-	0	4
URS	-	-	-	-	-	-	1	-	0	2
Totals	3	4	4	3	2	1	4	2	11	112

2. Breakdown of Yugoslavian placings:

YUG	-	-	-	1	-	-	-	-	0	5
SRB	-	-	-	-	-	-	1	-	0	2
Totals	-	-	-	1	-	-	1	-	0	7

WOMEN	Gold	Silver	Bronze	4th	5th	6th	7th	8th	Medals	Points
URS ¹	6	5	7	6	1	-	3	6	18	171
GER	4	4	4	3	3	3	2	2	12	126
USA	1	4	1	1	4	1	2	3	6	73
CHN	2	1	1	-	1	1	-	2	4	38
GBR	1	1	-	1	-	1	1	-	2	25
ROU	-	1	1	1	1	1	-	-	2	25
FRA	1	-	-	1	2	1	-	-	1	24
JAM	1	-	2	-	-	1	-	-	3	23
POL	1	-	-	1	-	2	-	1	1	20
FIN	-	-	1	2	-	-	-	1	1	17
CUB	-	1	-	-	-	1	2	-	1	14
ALG	1	-	-	-	1	-	-	-	1	12
JPN	-	1	-	1	-	-	-	-	1	12
AUS	-	-	-	-	2	1	-	1	0	12
BUL	1	-	-	-	-	1	-	-	1	11
NGR	-	-	-	1	1	-	1	-	0	11
ESP	-	-	1	-	-	-	1	-	1	8
KEN	-	-	1	-	-	-	-	1	1	8
SWE	-	1	-	-	-	-	-	-	1	7
SUI	-	-	-	-	1	1	-	-	0	7
ITA	-	-	-	-	-	1	2	-	0	7
NOR	-	-	-	-	1	-	1	-	0	6
MOZ	-	-	-	1	-	-	-	-	0	5
SUR	-	-	-	-	1	-	-	-	0	4
CAN	-	-	-	-	-	1	-	-	0	3
COL	-	-	-	-	-	1	-	-	0	3
MEX	-	-	-	-	-	1	-	-	0	3
AUT	-	-	-	-	-	-	1	-	0	2
BAH	-	-	-	-	-	-	1	-	0	2
POR	-	-	-	-	-	-	1	-	0	2
HUN	-	-	-	-	-	-	-	2	0	2
ETH	-	-	-	-	-	-	-	1	0	1
Totals	19	19	19	19	19	19	19	19	57	684

1. Breakdown of USSR placings:

RUS	3	3	3	4	1	-	1	5	9	94
UKR	1	1	4	2	-	-	1	-	6	51
URS	1	1	-	-	-	-	-	2	15	
BLR	1	-	-	-	-	-	1	1	1	11
Totals	6	5	7	6	1	-	3	6	18	171

1993	Gold	Silver	Bronze	4th	5th	6th	7th	8th	Medals	Points	1993	Gold	Silver	Bronze	4th	5th	6th	7th	8th	Medals	Points	
STUTTGART 1993											CUB	1	-	-	2	-	1	-	-	1	21	
OVERALL											NAM	1	1	-	-	-	1	-	-	2	18	
											FIN	-	2	-	-	1	-	-	-	2	18	
Gold	Silver	Bronze	4th	5th	6th	7th	8th	Medals	Points		CAN	-	-	1	-	1	1	1	-	1	15	
USA	13	7	5	5	6	3	4	7	25	256	JAM	-	-	1	-	-	1	1	1	1	12	
RUS	3	8	3+2=	4+1=	5	6	3	3	16	180.5	MAR	-	-	-	-	1	1	2	1	0	12	
GER	2	2	4	5	6	6	3	3	8	130	AUS	-	-	-	-	2	-	-	-	1	0	9
GBR	3	3	4	3	1	1	1	2	10	95	ALG	1	-	-	-	-	-	-	-	-	1	8
KEN	3	3	4	2	1	-	3	3	10	92	CZE	1	-	-	-	-	-	-	-	-	1	8
CHN	4	2	2	2	1	1	-	-	8	75	SUI	1	-	-	-	-	-	-	-	-	1	8
CUB	2	1	-	5	-	3	-	2	3	59	TJK	1	-	-	-	-	-	-	-	-	1	8
JAM	1	1	3	1	-	2	4	1	5	53	BUL	-	-	-	-	1	1	-	-	1	0	8
BLR	-	2	2	2	2	-	3	-	4	50	KAZ	-	1	-	-	-	-	-	-	-	1	7
ESP	2	1	2	1	1	1	1	-	5	49	POL	-	1	-	-	-	-	-	-	-	1	7
ITA	-	3	1	1	-	3	-	2	4	43	ZAM	-	1	-	-	-	-	-	-	-	1	7
FRA	-	-	-	4	2	4	-	3	0	43	HUN	-	-	1	-	-	-	-	-	-	1	6
UKR	1	1	2	1	1	1	1	-	4	41	NED	-	-	1	-	-	-	-	-	-	1	6
FIN	1	2	-	-	1	-	1	-	3	28	SOM	-	-	1	-	-	-	-	-	-	1	6
ETH	1	1	1	1	-	-	-	-	3	26	BDI	-	-	-	-	1	-	1	-	0	6	6
CAN	-	-	1	-	2	1	2	-	1	21	NGR	-	-	-	-	1	-	1	-	0	6	6
ROU	-	-	1	1+1=	-	-	2	1	1	20.5	KOR	-	-	-	1	-	-	-	-	0	5	5
AUS	-	1	-	-	2	-	2	1	1	20	QAT	-	-	-	1	-	-	-	-	0	5	5
BUL	-	-	1	1	1	1	-	1	1	19	ROU	-	-	-	1	-	-	-	-	0	5	5
NAM	1	1	-	-	1	-	-	-	2	18	RSA	-	-	-	-	1	-	-	1	0	5	5
JPN	1	-	1	-	1	-	-	-	2	18	BRA	-	-	-	-	-	1	1	-	0	5	5
POL	-	1	-	-	1	1	1	2	1	18	SWE	-	-	-	-	-	1	-	2	0	5	5
IRL	-	1	-	1	-	1	-	-	1	15	BAH	-	-	-	-	1	-	-	-	0	4	4
ALG	1	-	1	-	-	-	-	-	2	14	JPN	-	-	-	-	1	-	-	-	0	4	4
NGR	-	-	-	-	3	-	1	-	0	14	IWP YUG	-	-	-	-	1	-	-	-	0	4	4
CZE	1	-	-	-	-	-	2	-	1	12	CHI	-	-	-	-	-	1	-	-	0	3	3
POR	-	1	-	-	-	1	1	-	1	12	IRL	-	-	-	-	-	1	-	-	0	3	3
AUT	-	-	1	-	-	2	-	-	1	12	LAT	-	-	-	-	-	1	-	-	0	3	3
MAR	-	-	-	-	1	1	2	1	0	12	CIV	-	-	-	-	-	-	1	-	0	2	2
MOZ	1	-	-	-	-	-	1	-	1	10	EST	-	-	-	-	-	-	1	-	0	2	2
SUI	1	-	-	-	-	-	-	1	1	9	GHA	-	-	-	-	-	-	1	-	0	2	2
NOR	1	-	-	-	-	-	-	-	1	8	ARG	-	-	-	-	-	-	-	1	0	1	1
TJK	1	-	-	-	-	-	-	-	1	8	BER	-	-	-	-	-	-	-	1	0	1	1
KAZ	-	1	-	-	-	-	-	1	1	8	MEX	-	-	-	-	-	-	-	1	0	1	1
ZAM	-	1	-	-	-	-	-	-	1	7	SVK	-	-	-	-	-	-	-	1	0	1	1
RSA	-	-	-	-	1	-	1	1	0	7	Totals	24	24	23+2=	23	24	24	24	24	73	864	
DEN	-	-	1	-	-	-	-	-	1	6	WOMEN	Gold	Silver	Bronze	4th	5th	6th	7th	8th	Medals	Points	
HUN	-	-	1	-	-	-	-	-	1	6	RUS	3	5	2	3+1=	3	3	2	2	10	117.5	
NED	-	-	1	-	-	-	-	-	1	6	USA	5	4	2	1	3	2	1	3	11	108	
SOM	-	-	1	-	-	-	-	-	1	6	CHN	4	2	2	2	1	1	-	-	8	75	
BDI	-	-	-	-	1	-	1	-	0	6	GER	1	2	1	-	5	3	-	2	4	59	
KOR	-	-	-	1	-	-	-	-	0	5	JAM	1	1	2	1	-	1	3	-	4	41	
QAT	-	-	-	1	-	-	-	-	0	5	CUB	1	1	-	3	-	2	-	2	2	38	
BRA	-	-	-	-	-	1	1	-	0	5	GBR	1	-	1	1	1	-	1	1	2	26	
SWE	-	-	-	-	-	1	-	2	0	5	BLR	-	-	2	1	1	-	-	-	2	21	
BAH	-	-	-	-	1	-	-	-	0	4	ITA	-	1	-	1	-	2	-	1	1	19	
COL	-	-	-	-	1	-	-	-	0	4	ROU	-	-	1	1=	-	-	2	1	1	15.5	
IWP YUG	-	-	-	-	1	-	-	-	0	4	JPN	1	-	1	-	-	-	-	-	2	14	
LAT	-	-	-	-	-	1	-	1	0	4	UKR	-	1	-	1	-	-	1	-	1	14	
CHI	-	-	-	-	-	1	-	-	0	3	FRA	-	-	-	2	-	1	-	1	0	14	
CIV	-	-	-	-	-	-	1	-	0	2	IRL	-	1	-	1	-	-	-	-	1	12	
EST	-	-	-	-	-	-	1	-	0	2	POR	-	1	-	-	-	1	1	-	1	12	
GHA	-	-	-	-	-	-	1	-	0	2	AUT	-	-	1	-	-	2	-	-	1	12	
ARG	-	-	-	-	-	-	1	0	1	1	AUS	-	1	-	-	-	-	2	-	1	11	
BER	-	-	-	-	-	-	-	1	0	1	BUL	-	-	1	1	-	-	-	-	1	11	
MEX	-	-	-	-	-	-	-	1	0	1	KEN	-	-	1	1	-	-	-	-	1	11	
SVK	-	-	-	-	-	-	-	1	0	1	POL	-	-	-	-	1	1	1	2	0	11	
Totals	44	44	43+2=	42+2=	43	44	44	42	133	1582	FIN	1	-	-	-	-	-	1	-	1	10	
MEN	Gold	Silver	Bronze	4th	5th	6th	7th	8th	Medals	Points	MOZ	1	-	-	-	-	-	1	-	1	10	
USA	8	3	3	4	3	1	3	4	14	148	ESP	-	-	1	-	-	1	-	-	1	9	
KEN	3	3	3	1	1	-	3	3	9	81	NOR	1	-	-	-	-	-	-	-	1	8	
GER	1	-	3	5	1	3	3	1	4	71	NGR	-	-	-	-	2	-	-	-	0	8	
GBR	2	3	3	2	-	1	-	1	8	69	ALG	-	-	1	-	-	-	-	-	1	6	
RUS	-	3	1+2=	1	2	3	1	1	6	63	DEN	-	-	1	-	-	-	-	-	1	6	
ESP	2	1	1	1	1	-	1	-	4	40	CAN	-	-	-	-	1	-	1	-	0	6	
BLR	-	2	-	1	1	-	3	-	2	29	COL	-	-	-	-	1	-	-	-	0	4	
FRA	-	-	-	2	2	3	-	2	0	29	CZE	-	-	-	-	-	-	2	-	0	4	
UKR	1	-	2	-	1	1	-	-	3	27	RSA	-	-	-	-	-	-	1	-	0	2	
ETH	1	1	1	1	-	-	-	-	3	26	KAZ	-	-	-	-	-	-	-	1	0	1	
ITA	-	2	1	-	-	1	-	1	3	24	LAT	-	-	-	-	-	-	-	1	0	1	
											SUI	-	-	-	-	-	-	-	1	0	1	
											Totals	20	20	20	19+2=	19	20	20	18	60	718	

1995	Gold	Silver	Bronze	4th	5th	6th	7th	8th	Medals	Points	1995	Gold	Silver	Bronze	4th	5th	6th	7th	8th	Medals	Points
GOTHENBURG 1995											UKR	1	-	-	1	-	-	3	-	1	19
OVERALL											BRA	-	-	1	1	1	-	1	1	1	19
											USA	12	2	5	2	6	4	7	4+1=	19	204.5
RUS	1	4	7	6	4	2	7	4	12	148											
GER	2	2	2	8	2	4	2	4	6	110											
GBR	1	3	1	2+1=	3	3	4	-	5	78.5											
JAM	1	4	2	1	-	2	1	3	7	64											
ITA	2	2	2	1	2	1	2	1	6	63											
BLR	2	3	2	-	1	1	1	2	7	60											
CUB	2	2	-	2	1	2	4	2	4	60											
KEN	2	1	3	1	1	1	1	-	6	55											
MAR	-	3	1	3	1	-	-	-	4	46											
UKR	2	-	1	1	2	-	3	1	3	42											
FRA	1	-	2	1	1	3	1	1	3	41											
CAN	2	1	1	1	1	-	-	-	4	38											
FIN	1	1	1	2	1	1	-	-	3	38											
ROU	-	2	-	1	2	1	1	-	2	32											
ESP	1	1	-	-	2	2	-	2	2	31											
POR	2	1	1	-	-	-	-	1	4	30											
AUS	-	1	1	1	2	-	-	1+1=	2	27.3											
NGR	-	-	1	-	1	4	2	1	1	27											
POL	-	-	2	1	1	1	1	1=	2	26.3											
BUL	1	1	1	-	-	-	1	2	3	25											
CHN	-	1	-	-	2	2	1	1	1	24											
HUN	-	-	2	2	-	-	1	-	2	24											
BAH	1	1	-	1	-	-	-	-	2	20											
NOR	-	-	1	1=	-	3	-	-	1	19.5											
ETH	1	1	-	-	-	1	-	1	2	19											
BRA	-	-	1	1	1	1	-	1	1	19											
ALG	2	-	-	-	-	-	-	-	2	16											
BDI	-	1	1	-	-	-	-	-	2	13											
CZE	1	-	-	-	1	-	-	-	1	12											
MEX	-	1	-	1	-	-	-	-	1	12											
NAM	-	1	-	1	-	-	-	-	1	12											
SWE	-	-	-	-	2	1	-	-	0	11											
RSA	-	-	-	1	1	-	-	1	0	10											
DEN	1	-	-	-	-	-	-	-	1	8											
IRL	1	-	-	-	-	-	-	-	1	8											
SYR	1	-	-	-	-	-	-	-	1	8											
TJK	1	-	-	-	-	-	-	-	1	8											
KAZ	-	1	-	-	-	-	-	1	1	8											
BER	-	1	-	-	-	-	-	-	1	7											
SUR	-	1	-	-	-	-	-	-	1	7											
ZAM	-	1	-	-	-	-	-	-	1	7											
JPN	-	-	-	-	1	-	1	1	0	7											
DMA	-	-	1	-	-	-	-	-	1	6											
KSA	-	-	1	-	-	-	-	-	1	6											
TRI	-	-	1	-	-	-	-	-	1	6											
EST	-	-	-	1	-	-	-	-	0	5											
SLE	-	-	-	1	-	-	-	-	0	5											
SUI	-	-	-	-	1	-	-	-	0	4											
YUG	-	-	-	-	-	1	-	1=	0	3.3											
GRE	-	-	-	-	-	1	-	-	0	3											
NED	-	-	-	-	-	1	-	-	0	3											
ZIM	-	-	-	-	-	1	-	-	0	3											
COL	-	-	-	-	-	-	1	-	0	2											
QAT	-	-	-	-	-	-	1	-	0	2											
SLO	-	-	-	-	-	-	-	1	0	1											
SVK	-	-	-	-	-	-	-	1	0	1											
LTU	-	-	-	-	-	-	-	1=	0	0.5											
Totals	44	44	44	43+2=	43	44	43	37+5=	132	1577											
MEN											WOMEN	Gold	Silver	Bronze	4th	5th	6th	7th	8th	Medals	Points
USA	7	1	4	1	4	3	3	3	12	126											
GBR	1	2	-	2+1=	1	2	3	-	3	52.5											
KEN	2	1	2	1	1	1	-	-	5	47											
GER	1	-	1	4	1	1	1	2	2	45											
MAR	-	3	-	3	1	-	-	-	3	40											
BLR	-	3	2	-	-	1	-	1	5	37											
RUS	-	1	-	2	1	1	4	2	1	34											
CAN	2	1	1	-	1	-	-	-	4	33											
CUB	1	1	-	1	1	1	2	2	2	33											
ITA	1	1	1	-	1	-	2	-	3	29											
JAM	-	2	1	1	-	1	-	1	3	29											
ESP	1	1	-	-	2	1	-	1	2	27											
FRA	-	-	2	-	-	3	1	1	2	24											
UKR	1	-	-	-	-	-	-	-	1	19											
BRA	-	-	-	1	1	1	-	1	1	19											
POL	-	-	2	-	1	-	-	-	1=	2	16.3										
HUN	-	-	1	2	-	-	-	-	-	1	16										
FIN	1	1	-	-	-	-	-	-	-	2	15										
NOR	-	-	1	1=	-	1	-	1	-	1	13.5										
BDI	-	1	1	-	-	-	-	-	-	2	13										
AUS	-	1	-	-	-	-	1	-	-	1+1=	1	12.3									
CZE	1	-	-	-	-	1	-	-	-	1	12										
ETH	1	-	-	-	-	1	-	1	-	1	12										
MEX	-	1	-	1	-	-	-	-	-	1	12										
NAM	-	1	-	1	-	1	-	1	1	1	12										
NGR	-	-	1	-	-	-	-	1	1	1	12										
SWE	-	-	-	-	-	-	2	1	-	-	0	11									
ALG	1	-	-	-	-	-	-	-	-	1	8										
BAH	1	-	-	-	-	-	-	-	-	1	8										
DEN	1	-	-	-	-	-	-	-	-	1	8										
TJK	1	-	-	-	-	-	-	-	-	1	8										
BER	-	1	-	-	-	-	-	-	-	1	7										
ZAM	-	1	-	-	-	-	-	-	-	1	7										
ROU	-	-	-	-	-	-	1	1	-	0	7										
DMA	-	-	1	-	-	-	-	-	-	1	6										
KSA	-	-	1	-	-	-	-	-	-	1	6										
TRI	-	-	1	-	-	-	-	-	-	1	6										
CHN	-	-	-	-	-	-	1	-	1	-	0	6									
JPN	-	-	-	-	-	1	-	1	-	1	-	0	6								
EST	-	-	-	-	-	1	-	-	-	-	0	5									
RSA	-	-	-	-	1	-	-	-	-	-	0	5									
YUG	-	-	-	-	-	-	-	-	1	-	1=	0	3.3								
GRE	-	-	-	-	-	1	-	-	0	3											
ZIM	-	-	-	-	-	1	-	-	0	3											
COL	-	-	-	-	-	-	1	-	0	2											
QAT	-	-	-	-	-	-	1	-	0	2											
SLO	-	-	-	-	-	-	-	1	0	1											
SVK	-	-	-	-	-	-	-	1	0	1											
LTU	-	-	-	-	-	-	-	1=	0	0.5											
Totals	24	24	24	23+2=	23	24	23	21+3=	72	860.0											
RUS	1	3	7	4	3	1	3	2	11	114											
USA	5	1	1	1	2	1	4	1+1=	7	78.5											
GER	1	2	1	4	1	3	1	2	4	65											
JAM	1	2	1	-	-	1	1	2	4	35											
ITA	1	1	1	1	1	1	-	1	3	34											
POR	2	1	1	-	-	-	-	-	4	29											
CUB	1	1	-	1	-	1	2	-	2	27											
GBR	-	1	1	-	2	1	1	-	2	26											
ROU	-	2	-	1	1	-	1	-	2	25											
BLR	2	-	-	-	1	-	1	1	2	23											
BUL	1	1	1	-	-	-	1	-	3	23											
UKR	1	-	1	-	2	-	-	1	2	23											
FIN	-	-	1	2	1	1	-	-	1	23											
CHN	-	1	-	-	1	2	-	1	1	18											
FRA	1	-	-	1	1	-	-	-	1	17											
AUS	-	-	1	1	1	-	-	-	1	15											
NGR	-	-	-	-	1	3	1	-	0	15											
BAH	-	1	-	-	1	-	-	-	1	12											
POL	-	-	-	1	-	1	1	-	0	10											
ALG	1	-	-	-	-	-	-	-	1	8											
IRL	1	-	-	-	-	-	-	-	1	8											
SYR	1	-	-	-	-	-	-	-	1	8											
KAZ	-	1	-	-	-	-	-	-	1	8											
HUN	-	-	1	-	-	-	1	-	1	8											
KEN	-	-	1	-	-	-	1	-	1	8											
ETH	-	1	-	-	-	-	-	-	1	7											
SUR	-	1	-	-	-	-	-	-	1	7											
MAR	-	-	1	-	-	-	-	-	1	6											
NOR	-	-	-	-	-	2	-	-	0	6											
CAN	-	-	-	1	-	-	-	-	0	5											
SLE	-	-	-	1	-	-	-	-	0	5											
RSA	-	-	-	-	1	-	-	1	0	5											
SUI	-	-	-	-	1	-	-	-	0	4											
ESP	-	-	-	-	-	1	-	1	0	4											
NED	-	-	-	-	-	1	-	-	0	3											
COL	-	-	-	-	-	-	1	-	0	2											
JPN	-	-	-	-	-	-	-	-	1	0	1										
SLO	-	-	-	-	-	-	-	-	1	0	1										
LTU	-	-	-	-	-	-	-	1=	0	0.5											
Totals	20	20	20	20	20	20	20	16+2=	60	717											

2001	Gold	Silver	Bronze	4th	5th	6th	7th	8th	Medals	Points	2003	Gold	Silver	Bronze	4th	5th	6th	7th	8th	Medals	Points
ETH	1	1	2	-	-	-	1	-	4	29	NGR	-	-	-	1	1	1	-	1	0	13
GRE	-	2	1	-	-	2	-	1	3	27	ROU	-	-	-	1	1	1	-	-	0	12
UKR	1	1	1	-	1	-	-	-	3	25	TUR	-	1	-	-	1	-	-	-	1	11
ITA	1	-	1	2	-	-	-	1	2	25	EST	-	1	-	-	-	-	2	-	1	11
ESP	-	1	1	-	1	1	1	-	2	22	DOM	1	-	-	-	-	-	-	1	1	9
GBR	-	-	-	1	2	2	1	-	0	21	CMR	-	1	-	-	-	-	1	-	1	9
FRA	-	1	-	-	1	1	2	1	1	19	POR	-	-	-	1	1	-	-	-	0	9
BAH	1	-	1	-	1	-	-	-	2	18	ALG	1	-	-	-	-	-	-	-	1	8
POL	-	-	1	1	1	-	1	-	1	17	ECU	1	-	-	-	-	-	-	-	1	8
BUL	-	-	1	2	-	-	-	-	1	16	LTU	1	-	-	-	-	-	-	-	1	8
JPN	-	1	-	1	-	-	-	-	1	12	MOZ	1	-	-	-	-	-	-	-	1	8
CMR	-	1	-	-	-	1	1	-	1	12	SKN	1	-	-	-	-	-	-	-	1	8
AUS	-	-	1	1	-	-	-	-	1	11	GHA	-	-	-	1	-	-	1	1	0	8
MAR	1	-	-	-	-	-	1	-	1	10	MRI	-	-	-	-	2	-	-	-	0	8
KEN	-	-	-	1	-	1	1	-	0	10	IRL	-	1	-	-	-	-	-	-	1	7
CHN	-	-	-	1	1	-	-	-	0	9	TRI	-	1	-	-	-	-	-	-	1	7
CZE	-	-	-	1	-	1	-	1	0	9	BUL	-	-	-	1	-	-	1	-	0	7
MOZ	1	-	-	-	-	-	-	-	1	8	IND	-	-	1	-	-	-	-	-	1	6
RSA	1	-	-	-	-	-	-	-	1	8	KAZ	-	-	1	-	-	-	-	-	1	6
SEN	1	-	-	-	-	-	-	-	1	8	SEN	-	-	1	-	-	-	-	-	1	6
NGR	-	-	-	1	-	1	-	-	0	8	DEN	-	-	-	1	-	-	-	-	0	5
AUT	-	1	-	-	-	-	-	-	1	7	KSA	-	-	-	-	1	-	-	-	0	4
FIN	-	-	-	-	1	1	-	-	0	7	NZL	-	-	-	-	1	-	-	-	0	4
HUN	-	-	-	1	-	-	1=	-	0	6.5	PRK	-	-	-	-	1	-	-	-	0	4
CAY	-	-	1	-	-	-	-	-	1	6	SLO	-	-	-	-	1	-	-	-	0	4
KAZ	-	-	1	-	-	-	-	-	1	6	BAR	-	-	-	-	-	1	-	-	0	3
MEX	-	-	1	-	-	-	-	-	1	6	BEL	-	-	-	-	-	1	-	-	0	3
SUR	-	-	1	-	-	-	-	-	1	6	GRN	-	-	-	-	-	1	-	-	0	3
SWE	-	-	1	-	-	-	-	-	1	6	CRO	-	-	-	-	-	-	1	-	0	2
POR	-	-	-	1	-	-	-	-	0	5	NAM	-	-	-	-	-	-	1	-	0	2
CAN	-	-	-	-	1	-	-	1	0	5	ERI	-	-	-	-	-	-	-	1	0	1
CHA	-	-	-	-	1	-	-	-	0	4	NOR	-	-	-	-	-	-	-	1	0	1
LAT	-	-	-	-	1	-	-	-	0	4	SCG	-	-	-	-	-	-	-	1	0	1
SLO	-	-	-	-	1	-	-	-	0	4	Totals	46	46	46	45+2=	45	45+3=	40	35	138	1636
CRO	-	-	-	-	-	1	-	1	0	4	MEN Gold	Silver	Bronze	4	5	6	7	8 Medals	Points		
ISL	-	-	-	-	-	1	-	-	0	3	USA	6	4	-	2	-	2+2=	2	1	10	101
LTU	-	-	-	-	-	1	-	-	0	3	RUS	1	2	1	2	1	2	-	2	4	50
BRA	-	-	-	-	-	-	1	-	0	2	KEN	1	1	-	2	3	2	2	1	2	48
TUR	-	-	-	-	-	-	-	1	0	1	ESP	-	2	2	-	1	3	1	2	4	43
Totals	22	22	22	22	22	22	19+2=	17	66	784	FRA	1	2	-	2	1	-	-	-	3	36

PARIS 2003

OVERALL

	Gold	Silver	Bronze	4th	5th	6th	7th	8th	Medals	Points
RUS	7	7	5	9	3	6	1	5	19	217
USA	8	7	1	2+1=	-	4+2=	3	2	16	157.5
FRA	3	3	2	3	1	-	1	-	8	78
KEN	2	1	1	2	4	4	3	1	4	74
GER	-	1	3	2	6	2	2	4	4	73
JAM	-	4	2	2	3	-	-	1	6	63
BLR	3	1	3	-	1	1	2	-	7	60
ETH	3	2	2	-	-	2	-	-	7	56
ESP	-	3	2	1	1	3	1	2	5	55
UKR	-	-	3	3	2	2+1=	1	1	3	52
GBR	-	1	2	3	1	2	1	-	3	46
GRE	1	1	3	-	-	1	2	2	5	42
ITA	1	-	2	-	1	4	1	1	3	39
JPN	-	1	3	1	1	1	1	-	4	39
RSA	2	1	1	-	-	1	2	2	4	38
SWE	2	1	2	-	-	-	-	1	5	36
POL	1	-	-	1=	3	2	2	1	1	35.5
CUB	1	1	-	1	2	1	1	-	2	33
MAR	2	1	-	1	-	-	-	-	3	28
CHN	-	-	2	1	-	1	3	-	2	26
AUS	1	-	-	2	1	-	1	1	1	25
BAH	-	1	2	-	1	-	-	2	3	25
CZE	-	1	-	2	1	-	1	-	1	23
CAN	1	-	1	-	-	1	-	1	2	18
HUN	-	2	-	-	-	1	-	-	2	17
BRA	-	1	-	-	2	-	-	1	1	16
NED	-	-	1	1	-	-	2	1	1	16
QAT	1	-	-	1	-	-	1	-	1	15
FIN	-	-	-	1	1	1	1	-	0	14
MEX	1	-	-	1	-	-	-	-	1	13

USA	6	4	-	2	-	2+2=	2	1	10	101
RUS	1	2	1	2	1	2	-	2	4	50
KEN	1	1	-	2	3	2	2	1	2	48
ESP	-	2	2	-	1	3	1	2	4	43
FRA	1	2	-	2	1	-	-	-	3	36
GER	-	-	2	1	3	1	-	2	2	34
JAM	-	2	1	1	2	-	-	-	3	33
ETH	1	1	2	-	-	1	-	-	4	30
RSA	1	1	1	-	-	1	2	1	3	29
BLR	2	-	1	-	-	1	1	-	3	27
MAR	2	1	-	-	-	-	-	-	3	23
UKR	-	-	2	1	-	1+1=	-	1	2	23
SWE	1	1	1	-	-	-	-	-	3	21
ITA	1	-	1	-	1	1	-	-	2	21
JPN	-	-	2	-	1	1	1	-	2	21
CZE	-	1	-	2	-	-	1	-	1	19
GBR	-	-	1	2	-	1	-	-	1	19
POL	1	-	-	-	1	1	1	-	1	17
BRA	-	1	-	-	2	-	-	1	1	16
QAT	1	-	-	1	-	-	1	-	1	15
HUN	-	2	-	-	-	-	-	-	2	14
CUB	-	1	-	1	-	-	1	-	1	14
AUS	-	-	-	2	1	-	-	-	0	14
BAH	-	-	2	-	-	-	-	1	2	13
NGR	-	-	-	1	1	1	-	1	0	13
GRE	-	-	1	-	-	1	1	1	1	12
CHN	-	-	1	-	-	1	1	-	1	11
NED	-	-	1	-	-	-	2	1	1	11
EST	-	1	-	-	-	-	1	-	1	9
POR	-	-	-	1	1	-	-	-	0	9
FIN	-	-	-	-	1	1	1	-	0	9
ALG	1	-	-	-	-	-	-	-	1	8
DOM	1	-	-	-	-	-	-	-	1	8
ECU	1	-	-	-	-	-	-	-	1	8
LTU	1	-	-	-	-	-	-	-	1	8
SKN	1	-	-	-	-	-	-	-	1	8
MRI	-	-	-	-	2	-	-	-	0	8
TRI	-	1	-	-	-	-	-	-	1	7
CAN	-	-	1	-	-	-	-	-	1	6
KAZ	-	-	1	-	-	-	-	-	1	6
GHA	-	-	-	1	-	-	-	1	0	6

2003	Gold	Silver	Bronze	4th	5th	6th	7th	8th	Medals	Points	2005	Gold	Silver	Bronze	4th	5th	6th	7th	8th	Medals	Points	
DEN	-	-	-	1	-	-	-	-	0	5	UKR	1	-	-	1	3	-	2	2	1	31	
MEX	-	-	-	1	-	-	-	-	0	5	MAR	1	2	-	1	-	-	-	1	3	28	
KSA	-	-	-	-	1	-	-	-	0	4	CZE	-	1	2	-	1+1=	-	-	-	1	3	27.5
SLO	-	-	-	-	1	-	-	-	0	4	SWE	2	-	1	-	-	1	1	-	3	27	
GRN	-	-	-	-	-	1	-	-	0	3	BLR	1	1	1	-	-	1	-	1	3	25	
NAM	-	-	-	-	-	-	1	-	0	2	JPN	-	-	2	1	-	1	-	4	2	24	
ERI	-	-	-	-	-	-	-	1	0	1	EST	1	1	-	1	-	1	-	-	2	23	
NOR	-	-	-	-	-	-	-	-	1	0	BRN	2	-	-	-	1	-	1	-	2	22	
Totals	24	24	24	24	24	23+3=	20	18	72	853	FIN	-	-	1	2	-	2	-	1	1	23	
WOMEN	Gold	Silver	Bronze	4	5	6	7	8	Medals	Points	ITA	-	-	1	-	1+2=	-	1	2	1	20.5	
RUS	6	5	4	7	2	4	1	3	15	167	NED	1	1	-	-	1	-	-	1	2	20	
USA	2	3	1	1=	-	2	1	1	6	56.5	POR	-	-	2	1	-	-	-	1	-	2	19
FRA	2	1	2	1	-	-	1	-	5	42	ROU	-	-	2	-	1	-	1	1	2	19	
GER	-	1	1	1	3	1	2	2	2	39	UGA	1	-	-	1	-	1	-	-	1	16	
BLR	1	1	2	-	1	-	1	-	4	33	CAN	-	-	1	1	-	1=	-	2	1	15.5	
GRE	1	1	2	-	-	-	1	1	4	30	GHA	-	1	1	-	-	-	-	1	2	14	
JAM	-	2	1	1	1	-	-	1	3	30	TAN	-	1	-	-	1	1	-	-	1	14	
UKR	-	-	1	2	2	1	1	-	1	29	AUS	-	-	1	-	1	1	-	1	1	14	
GBR	-	1	1	1	1	1	1	-	2	27	LTU	1	-	-	1	-	-	-	-	1	13	
ETH	2	1	-	-	-	1	-	-	3	26	NOR	-	1	-	1	-	-	-	-	1	12	
KEN	1	-	1	-	1	2	1	-	2	26	NZL	-	1	-	1	-	-	-	-	1	12	
CUB	1	-	-	-	2	1	-	-	1	19	TRI	-	1	-	-	-	-	2	-	1	11	
POL	-	-	-	1=	2	1	1	1	0	18.5	ALG	-	-	-	-	2	-	1	1	0	11	
JPN	-	1	1	1	-	-	-	-	2	18	MEX	-	-	1	-	-	1	-	1	1	10	
ITA	-	-	1	-	-	3	1	1	1	18	ECU	1	-	-	-	-	-	-	-	1	8	
SWE	1	-	1	-	-	-	-	1	2	15	QAT	1	-	-	-	-	-	-	-	1	8	
CHN	-	-	1	1	-	-	2	-	1	15	HUN	-	-	1	-	-	1	-	-	1	9	
CAN	1	-	-	-	-	1	-	1	1	12	DEN	-	-	-	1	1	-	-	-	0	9	
ESP	-	1	-	1	-	-	-	-	1	12	BRA	-	-	-	-	1	1	-	1	0	8	
BAH	-	1	-	-	1	-	-	1	1	12	GRE	-	-	-	-	1	1	-	1	0	8	
ROU	-	-	-	1	1	1	-	-	0	12	RSA	-	-	-	-	-	2	1	-	0	8	
AUS	1	-	-	-	-	-	1	1	1	11	SKN	-	-	1	-	-	-	-	-	1	6	
TUR	-	1	-	-	1	-	-	-	1	11	MOZ	-	-	-	1	-	-	-	-	0	5	
RSA	1	-	-	-	-	-	-	1	1	9	SUD	-	-	-	1	-	-	-	-	0	5	
CMR	-	1	-	-	-	-	1	-	1	9	BEL	-	-	-	-	-	1	1	-	0	5	
MEX	1	-	-	-	-	-	-	-	1	8	LAT	-	-	-	-	-	1	1	-	0	5	
MOZ	1	-	-	-	-	-	-	-	1	8	PAN	-	-	-	-	-	1	1	-	0	5	
IRL	-	1	-	-	-	-	-	-	1	7	IND	-	-	-	1	-	-	-	-	0	5	
BUL	-	-	-	1	-	-	1	-	0	7	MRI	-	-	-	-	1	-	-	-	0	4	
IND	-	-	1	-	-	-	-	-	1	6	TUN	-	-	-	-	1	-	-	-	0	4	
SEN	-	-	1	-	-	-	-	-	1	6	SEN	-	-	-	-	-	1	-	1	0	4	
FIN	-	-	-	1	-	-	-	-	0	5	AHO	-	-	-	-	-	1	-	-	0	3	
MAR	-	-	-	1	-	-	-	-	0	5	BAR	-	-	-	-	-	1	-	-	0	3	
NED	-	-	-	1	-	-	-	-	0	5	COL	-	-	-	-	-	1	-	-	0	3	
CZE	-	-	-	-	1	-	-	-	0	4	ERI	-	-	-	-	-	1	-	-	0	3	
NZL	-	-	-	-	1	-	-	-	0	4	NGR	-	-	-	-	-	-	1	-	0	2	
PRK	-	-	-	-	1	-	-	-	0	4	SCG	-	-	-	-	-	-	1	-	0	2	
BAR	-	-	-	-	-	1	-	-	0	3	CAY	-	-	-	-	-	-	-	1	0	1	
BEL	-	-	-	-	-	1	-	-	0	3	SVK	-	-	-	-	-	-	-	1	0	1	
HUN	-	-	-	-	-	1	-	-	0	3	Totals	47	46+2=	46	47	45+5=	44+2=	44	43	141	1686	
CRO	-	-	-	-	-	-	1	-	0	2	MEN	Gold	Silver	Bronze	4th	5th	6th	7th	8th	Medals	Points	
EST	-	-	-	-	-	-	1	-	0	2	USA	9	4	2	4	2+1=	2	3	-	15	155	
GHA	-	-	-	-	-	-	1	-	0	2	RUS	1	2+1=	2	1	3	1	2	1	6	65.5	
DOM	-	-	-	-	-	-	-	1	0	1	KEN	1	1	3	2	1	1	3	-	5	56	
SCG	-	-	-	-	-	-	-	1	0	1	FRA	2	-	-	-	3	2	1	1	2	37	
Totals	22	22	22	21+2=	21	22	20	17	66	783	GER	-	-	3	2	1=	-	2	1	3	36	

HELSINKI 2005

OVERALL

	Gold	Silver	Bronze	4th	5th	6th	7th	8th	Medals	Points
USA	14	8	3	4	5+1=	3	5	2	25	250
RUS	7	6+1=	4	5	5	5	4	2	18	198.5
FRA	2	2	4	1	3	3	1	2	8	84
JAM	1	5	2	3	1	2	1	2	8	84
ETH	3	4	2	2	-	1	2	2	9	83
KEN	1	2	4	2	3	1	5	1	7	82
GER	1	1	5	3	1=	1	3	1	7	73
CUB	3	2+1=	1	1	-	-	1	2	7	59.5
CHN	-	1	-	2	6	1	1	-	1	46
POL	-	2	-	2	1	1+1=	4	2	2	43.5
ESP	-	1	1	2	2	3	-	1	2	41
GBR	1	-	2	1	2	-	1	-	3	35
BAH	1	1	-	3	-	-	-	1	2	31

USA	9	4	2	4	2+1=	2	3	-	15	155
RUS	1	2+1=	2	1	3	1	2	1	6	65.5
KEN	1	1	3	2	1	1	3	-	5	56
FRA	2	-	-	-	3	2	1	1	2	37
GER	-	-	3	2	1=	-	2	1	3	36
ESP	-	1	1	1	1	2	-	1	2	29
JAM	-	1	1	1	1	1	1	1	2	28
ETH	1	2	-	-	-	-	2	1	3	27
EST	1	1	-	1	-	1	-	-	2	23
MAR	1	1	-	1	-	-	-	1	2	21
JPN	-	-	2	1	-	-	-	3	2	20
FIN	-	-	1	2	-	1	-	1	1	20
NED	1	1	-	-	1	-	-	-	2	19
BRN	2	-	-	-	-	-	1	-	2	18
BAH	-	1	-	2	-	-	-	-	1	17
POL	-	1	-	-	1	-	3	-	1	17
GBR	-	-	1	1	1	-	-	-	1	15
CUB	-	1+1=	-	-	-	-	-	1	2	14.5
UKR	1	-	-	1	-	-	-	1	1	14
AUS	-	-	1	-	1	1	-	1	1	14
CAN	-	-	1	1	-	-	-	2	1	13
ITA	-	-	1	-	2=	-	-	-	1	12.5
NOR	-	1	-	1	-	-	-	-	1	12
CZE	-	1	-	-	1=	-	-	1	1	11.5

2005	Gold	Silver	Bronze	4th	5th	6th	7th	8th	Medals	Points
CHN	-	1	-	-	1	-	-	-	1	11
TAN	-	1	-	-	1	-	-	-	1	11
POR	-	-	1	1	-	-	-	-	1	11
TRI	-	1	-	-	-	-	1	-	1	9
HUN	-	-	1	-	-	1	-	-	1	9
ALG	-	-	-	-	2	-	-	1	0	9
BLR	1	-	-	-	-	-	-	-	1	8
ECU	1	-	-	-	-	-	-	-	1	8
LTU	1	-	-	-	-	-	-	-	1	8
QAT	1	-	-	-	-	-	-	-	1	8
GHA	-	1	-	-	-	-	-	1	1	8
UGA	-	-	-	1	-	1	-	-	0	8
RSA	-	-	-	-	2	1	-	-	0	8
ROU	-	-	1	-	-	-	-	-	1	6
SKN	-	-	1	-	-	-	-	-	1	6
LAT	-	-	-	-	-	1	1	-	0	5
PAN	-	-	-	-	-	1	1	-	0	5
DEN	-	-	-	-	1	-	-	-	0	4
MRI	-	-	-	-	1	-	-	-	0	4
TUN	-	-	-	-	1	-	-	-	0	4
BRA	-	-	-	-	-	1	-	1	0	4
MEX	-	-	-	-	-	1	-	1	0	4
AHO	-	-	-	-	-	1	-	-	0	3
ERI	-	-	-	-	-	1	-	-	0	3
SWE	-	-	-	-	-	-	1	-	0	2
SVK	-	-	-	-	-	-	-	1	0	1
Totals	24	23+2=	23	24	22+5=	22	23	22	72	862

WOMEN	Gold	Silver	Bronze	4th	5th	6th	7th	8th	Medals	Points
RUS	6	4	2	4	2	4	2	1	12	133
USA	5	4	1	-	3	1	2	2	10	95
ETH	2	2	2	2	-	1	-	1	6	56
JAM	1	4	1	2	-	1	-	1	6	56
FRA	-	2	4	1	-	1	-	1	6	47
CUB	3	1	1	1	-	-	1	1	5	45
GER	1	1	2	1	-	1	1	-	4	37
CHN	-	-	-	2	5	1	1	-	0	35
POL	-	1	-	2	-	1+1=	1	2	1	26.5
KEN	-	1	1	-	2	-	2	1	2	26
SWE	2	-	1	-	-	1	-	-	3	25
GBR	1	-	1	-	1	-	1	-	2	20
BLR	-	1	1	-	-	1	-	1	2	17
UKR	-	-	-	-	3	-	2	1	0	17
CZE	-	-	2	-	1	-	-	-	2	16
BAH	1	-	-	1	-	-	-	1	1	14
ROU	-	-	1	-	1	-	1	1	1	13
NZL	-	1	-	1	-	-	-	-	1	12
ESP	-	-	-	1	1	1	-	-	0	12
UGA	1	-	-	-	-	-	-	-	1	8
POR	-	-	1	-	-	-	1	-	1	8
GRE	-	-	-	-	1	1	-	1	0	8
ITA	-	-	-	-	1	-	1	2	0	8
MAR	-	1	-	-	-	-	-	-	1	7
GHA	-	-	1	-	-	-	-	-	1	6
MEX	-	-	1	-	-	-	-	-	1	6
DEN	-	-	-	1	-	-	-	-	0	5
IND	-	-	-	1	-	-	-	-	0	5
LTU	-	-	-	1	-	-	-	-	0	5
MOZ	-	-	-	1	-	-	-	-	0	5
SUD	-	-	-	1	-	-	-	-	0	5
BEL	-	-	-	-	-	1	1	-	0	5
BRA	-	-	-	-	1	-	-	-	0	4
BRN	-	-	-	-	1	-	-	-	0	4
JPN	-	-	-	-	-	1	-	1	0	4
SEN	-	-	-	-	-	1	-	1	0	4
BAR	-	-	-	-	-	1	-	-	0	3
COL	-	-	-	-	-	1	-	-	0	3
FIN	-	-	-	-	-	1	-	-	0	3
TAN	-	-	-	-	-	1	-	-	0	3
CAN	-	-	-	-	-	1=	-	-	0	2.5
ALG	-	-	-	-	-	-	1	-	0	2
NGR	-	-	-	-	-	-	1	-	0	2
SCG	-	-	-	-	-	-	1	-	0	2
TRI	-	-	-	-	-	-	1	-	0	2
CAY	-	-	-	-	-	-	-	1	0	1
NED	-	-	-	-	-	-	-	1	0	1
Totals	23	23	23	23	23	22+2=	21	21	69	824

OSAKA 2007

OVERALL

	Gold	Silver	Bronze	4th	5th	6th	7th	8th	Medals	Points
USA	14	5	7	5	5	2	5	3	26	253
RUS	4	6+1=	3	6	5	4+1=	4	2	14	173
KEN	5	3	5	3	3	-	2	4	13	126
JAM	1	6	3	2	1	3	3	1	10	98
GER	2	3	2	1	4	2	3	5	7	87
GBR	1	1	4	2	-	4	-	2	6	63
CHN	1	1	2	2	3	2	1	1	4	58
ETH	3	1	-	-	2	2	-	1	4	46
POL	-	-	3	3	-	2	2	3	3	46
CUB	1	2	-	2	1=	1	2	1	3	43.5
FRA	-	2	-	-	4	1	1+1=	1	2	36.6
ESP	-	1	2	-	-	2	4	1	3	34
UKR	-	2	-	1	2	1	1+1=	1	2	33.6
CZE	2	1	-	1	1=	-	-	1	3	32.5
ITA	-	1+1=	1	1	1	-	2	-	3	32.5
BAH	1	2	-	1	-	-	-	1	3	28
BLR	1	-	-	1	1	2	2	-	1	27
SWE	1	-	-	3	-	-	1+2=	-	1	26.2
JPN	-	-	1	-	2	3	1	-	1	25
SLO	-	1	1	-	2	-	1	-	2	23
BRA	-	1	-	1	-	1+1=	2	-	1	21.5
POR	1	-	-	1	1	-	1	-	1	19
CAN	-	2	-	-	-	1	-	2	2	19
AUS	2	-	-	-	-	-	1	-	2	18
BRN	1	1	-	-	-	1	-	-	2	18
NOR	-	1	-	1	1	-	-	2	1	18
ROU	-	-	1	-	1	2	-	-	1	16
MAR	-	1	-	1	-	1	-	-	1	15
NZL	1	-	-	1	-	-	-	-	1	13
NED	-	-	2	-	-	-	-	-	2	12
UGA	-	-	1	1	-	-	-	-	1	11
MEX	-	-	-	2	-	-	-	1	0	11
BEL	-	-	1	-	1	-	-	-	1	10
ERI	-	-	-	2	-	-	-	-	0	10
EST	1	-	-	-	-	-	-	1	1	9
FIN	1	-	-	-	-	-	-	1	1	9
DOM	-	1	-	-	-	-	1	-	1	9
RSA	-	-	-	-	1	1	1	-	0	9
CRO	1	-	-	-	-	-	-	-	1	8
ECU	1	-	-	-	-	-	-	-	1	8
PAN	1	-	-	-	-	-	-	-	1	8
LTU	-	-	-	1	-	1	-	-	0	8
AHO	-	-	-	-	2	-	-	-	0	8
HUN	-	-	-	-	2	-	-	-	0	8
GRE	-	-	-	-	1	1	-	1	0	8
QAT	-	1	-	-	-	-	-	-	1	7
SUI	-	-	1	-	-	-	-	1	1	7
ALG	-	-	-	-	1	1	-	-	0	7
KAZ	-	-	1	-	-	-	1=	-	1	6.6
BUL	-	-	1	-	-	-	-	-	1	6
CYP	-	-	1	-	-	-	-	-	1	6
SRI	-	-	1	-	-	-	-	-	1	6
SVK	-	-	1	-	-	-	-	-	1	6
TUN	-	-	1	-	-	-	-	-	1	6
NGR	-	-	-	1	-	-	-	1	0	6
IRL	-	-	-	-	-	2	-	-	0	6
LAT	-	-	-	1	-	-	-	-	0	5
EGY	-	-	-	-	-	1	-	-	0	3
NAM	-	-	-	-	-	1	-	-	0	3
IRI	-	-	-	-	-	-	1	-	0	2
ISR	-	-	-	-	-	-	1	-	0	2
SEN	-	-	-	-	-	-	1	-	0	2
KSA	-	-	-	-	-	-	-	2	0	2
CAY	-	-	-	-	-	-	-	1	0	1
TTO	-	-	-	-	-	-	-	1	0	1
TUR	-	-	-	-	-	-	-	1	0	1
Totals	47	46+2=	46	47	46+2=	45+2=	44+5=	43	141	1687

MEN	Gold	Silver	Bronze	4th	5th	6th	7th	8th	Medals	Points
USA	10	3	6	3	1	-	2	1	19	161
KEN	3	2	3	1	2	-	-	2	8	71
JAM	-	3	1	1	1	2	1	1	4	45

2009	Gold	Silver	Bronze	4th	5th	6th	7th	8th	Medals	Points	2009	Gold	Silver	Bronze	4th	5th	6th	7th	8th	Medals	Points
GRE	-	-	-	-	1	-	1	-	0	6	WOMEN	Gold	Silver	Bronze	4th	5th	6th	7th	8th	Medals	Points
ANT	-	-	-	1	-	-	-	-	0	5	USA	4	1+1=	2	2	4	4+1=	2	1	8	103
BEL	-	-	-	1	-	-	-	-	0	5	JAM	4	4	1	3	2	1	-	1	9	93
ISV	-	-	-	1	-	-	-	-	0	5	GER	1	4	1	4	1	1	1=	2	6	72.5
SRB	-	-	-	1	-	-	-	-	0	5	RUS	1	-	4	2	2	2	1+1=	1	5	60.5
UGA	-	-	-	1	-	-	-	-	0	5	KEN	2	3	-	1	-	2	1	-	5	50
NGR	-	-	-	-	1	-	-	1	0	5	CHN	1	1	1	1	3	1	-	1	3	42
NED	-	-	-	-	1=	-	1	-	0	4.5	GBR	1	1	2	-	2	1	1	1	4	41
AIA	-	-	-	-	1	-	-	-	0	4	ETH	-	1	3	1	2	-	-	2	4	40
TUN	-	-	-	-	1	-	-	-	0	4	POL	2	1=	1	1	-	-	1	-	4	35.5
DOM	-	-	-	-	-	1	-	1	0	4	CUB	1	2	-	-	-	1	2	1	3	30
BOT	-	-	-	-	-	-	2	-	0	4	UKR	-	-	-	2	1	1	1	1	0	20
AZE	-	-	-	-	-	-	1	-	0	2	BAH	-	1	1	-	-	1	1	-	2	18
BIH	-	-	-	-	-	-	1	-	0	2	ROU	-	-	2	-	-	1	-	1	2	16
AUT	-	-	-	-	-	-	-	1	0	1	ESP	-	-	-	2	1	-	1	-	0	16
BLR	-	-	-	-	-	-	-	1	0	1	JPN	-	1	-	-	-	1	2	-	1	14
Totals	47	46+2=	45+2=	46	46+4=	45+2=	43+5=	41	142	1689	POR	-	-	1	1	-	1	-	-	1	14
											IRL	1	-	-	1	-	-	-	-	1	13

MEN	Gold	Silver	Bronze	4th	5th	6th	7th	8th	Medals	Points
USA	6	4	4	2	2	3	-	4	14	131
KEN	2	3	1	2	4	-	2	-	6	73
ETH	2	1	1	2	1	2	-	-	4	49
JAM	3	-	1	-	2	1	1	-	4	43
GBR	1	1	1	1	1	1	3+1=	1	3	41
GER	1	-	1+1=	1	2	1	1=	1	3	37.5
POL	-	3	1+1=	-	1	-	-	1	5	37.5
AUS	1	-	2	1	2	1	-	-	3	36
FRA	-	1	2	-	1=	2	2	3	3	34.5
RUS	1	-	1	2	1	-	2	1	2	33
CUB	-	2	1	-	1	-	1	1	3	27
TTO	-	1	1	1	1	-	1	-	2	24
NOR	2	-	-	-	-	1	-	-	2	19
RSA	1	1	-	-	-	-	-	-	2	15
BRN	1	-	1	-	-	-	-	-	2	14
JPN	-	-	1	1	-	1	-	-	1	14
CHN	1	-	-	-	-	1	-	1	1	12
ITA	-	-	1	-	-	1	1+1=	-	1	12
SLO	1	-	-	-	-	1	-	-	1	11
UKR	-	-	1	1	-	-	-	-	1	11
MEX	-	1	-	-	-	-	1	-	1	9
BAH	-	-	-	1	1	-	-	-	0	9
MAR	-	-	-	-	1	1	1	-	0	9
FIN	-	-	-	-	1	1	-	2	0	9
BAR	1	-	-	-	-	-	-	-	1	8
ESP	-	1	-	-	-	-	-	1	1	8
HUN	-	-	-	1	-	1	-	-	0	8
CYP	-	1	-	-	-	-	-	-	1	7
ERI	-	1	-	-	-	-	-	-	1	7
PAN	-	1	-	-	-	-	-	-	1	7
POR	-	1	-	-	-	-	-	-	1	7
PUR	-	1	-	-	-	-	-	-	1	7
LAT	-	-	-	1	-	-	1	-	-	7
EST	-	-	1	-	-	-	-	-	1	6
QAT	-	-	1	-	-	-	-	-	1	6
CZE	-	-	-	-	1=	1	-	-	0	5.5
SWE	-	-	-	-	1=	1	-	-	0	5.5
ANT	-	-	-	1	-	-	-	-	0	5
BEL	-	-	-	1	-	-	-	-	0	5
COL	-	-	-	1	-	-	-	-	0	5
ISV	-	-	-	1	-	-	-	-	0	5
LTU	-	-	-	1	-	-	-	-	0	5
UGA	-	-	-	1	-	-	-	-	0	5
NED	-	-	-	-	1=	-	1	-	0	4.5
CAN	-	-	-	-	1	-	-	-	0	4
GRE	-	-	-	-	1	-	-	-	0	4
DOM	-	-	-	-	-	1	-	1	0	4
IRL	-	-	-	-	-	1	-	-	0	3
BRA	-	-	-	-	-	-	1	1	0	3
AZE	-	-	-	-	-	-	1	-	0	2
BIH	-	-	-	-	-	-	1	-	0	2
BOT	-	-	-	-	-	-	1	-	0	2
CRO	-	-	-	-	-	-	1	-	0	2
AUT	-	-	-	-	-	-	-	1	0	1
BLR	-	-	-	-	-	-	-	1	0	1
NGR	-	-	-	-	-	-	-	1	0	1
SVK	-	-	-	-	-	-	-	1	0	1
Totals	24	24	23+2=	23	23+4=	23	22+3=	22	73	864

WOMEN	Gold	Silver	Bronze	4th	5th	6th	7th	8th	Medals	Points
USA	4	1+1=	2	2	4	4+1=	2	1	8	103
JAM	4	4	1	3	2	1	-	1	9	93
GER	1	4	1	4	1	1	1=	2	6	72.5
RUS	1	-	4	2	2	2	1+1=	1	5	60.5
KEN	2	3	-	1	-	2	1	-	5	50
CHN	1	1	1	1	3	1	-	1	3	42
GBR	1	1	2	-	2	1	1	1	4	41
ETH	-	1	3	1	2	-	-	2	4	40
POL	2	1=	1	1	-	-	1	-	4	35.5
CUB	1	2	-	-	-	1	2	1	3	30
UKR	-	-	-	2	1	1	1	1	0	20
BAH	-	1	1	-	-	1	1	-	2	18
ROU	-	-	2	-	-	1	-	1	2	16
ESP	-	-	-	2	1	-	1	-	0	16
JPN	-	1	-	-	-	1	2	-	1	14
POR	-	-	1	1	-	1	-	-	1	14
IRL	1	-	-	1	-	-	-	-	1	13
ITA	-	-	1	-	-	1	1	2	1	13
AUS	1	-	-	-	1	-	-	-	1	12
BRA	-	-	-	1	1	1	-	-	0	12
NZL	1	-	-	-	-	-	-	1	1	9
TTO	-	-	1	-	-	1	-	-	1	9
BRN	1	-	-	-	-	-	-	-	1	8
CRO	1	-	-	-	-	-	-	-	1	8
RSA	1	-	-	-	-	-	-	-	1	8
CAN	-	1	-	-	-	-	-	1	1	8
SVK	-	-	1	-	-	-	1	-	1	8
CZE	-	1	-	-	-	-	-	-	1	7
TUR	-	1	-	-	-	-	-	-	1	7
FRA	-	-	-	-	-	1	1	2	0	7
SRB	-	-	-	1	-	-	-	-	0	5
AIA	-	-	-	-	1	-	-	-	0	4
NGR	-	-	-	-	1	-	-	-	0	4
TUN	-	-	-	-	1	-	-	-	0	4
SWE	-	-	-	-	-	1=	-	-	0	2.5
BOT	-	-	-	-	-	-	1	-	0	2
COL	-	-	-	-	-	-	1	-	0	2
EST	-	-	-	-	-	-	1	-	0	2
GRE	-	-	-	-	-	-	1	-	0	2
LTU	-	-	-	-	-	-	1	-	0	2
CYP	-	-	-	-	-	-	-	1	0	1
Totals	23	22+2=	22	23	23	22+2=	21+2=	19	69	825

DAEGU 2011

OVERALL

	Gold	Silver	Bronze	4th	5th	6th	7th	8th	Medals	Points
USA	12	9	7	5	3+1=	3	5	3	28	263.5
KEN	7	8	3	4	4	3	3	-	18	181
JAM	4	4	1	3	4	1	2	1	9	105
RUS	3	1	3	4	2+1=	5	1	3	7	100.5
GER	3	4	1	2	2	1	5	3	8	92
GBR	3	3	2	1	1+1=	1	-	-	8	72.5
CHN	2	2	4	-	1	2+1=	2	2	8	72.5
ETH	1	-	4	2	5	-	2	3	5	69
CUB	-	1	3	3	1	1	-	1	4	48
FRA	-	1	3	3	-	2	-	1	4	47
POL	1	-	1	4	1	1	2	1	2	46
AUS	1	2	-	1	2	-	1	-	3	37
RSA	1	2	1	-	2	-	-	-	4	36
UKR	1	-	1	1	1	1	1	-	2	28
CZE	1	-	-	2	1	-	3	-	1	28
JPN	1	-	-	1	2	1	-	2	1	26
ITA	-	1	1	-	2	-	1	2	2	25
POR	-	-	-	1	3	-	-	2	0	19
MAR	-	-	-	2	1	1	-	-	0	17
BRA	1	-	-	-	-	2	-	1	1	15
NOR	-	1	-	1	-	1	-	-	1	15
BEL	-	-	1	1	1	-	-	-	1	15
BLR	-	-	1	1	1	-	-	-	1	15
COL	1	-	1	-	-	-	-	-	2	14
CAN	-	1	-	-	-	1	1	1	1	13
ESP	-	-	1	1	-	-	1	-	1	13
EST	-	1	-	1	-	-	-	-	1	12

2013	Gold	Silver	Bronze	4th	5th	6th	7th	8th	Medals	Points	2013	Gold	Silver	Bronze	4th	5th	6th	7th	8th	Medals	Points	
MOSCOW 2013											CAN	-	-	4	-	-	1	1	-	4	29	
OVERALL											CZE	1	-	1	-	2	-	1	-	2	24	
											JPN	-	-	-	-	3	2	-	1	0	19	
Gold Silver Bronze 4th 5th 6th 7th 8th Medals Points											UKR	1	-	1	-	-	1	-	-	2	17	
											NED	-	1	-	-	2	-	1	-	1	17	
USA	8	13	5	10	6	8	5	4	26	297	BRA	-	-	-	-	1	3	1	1	0	16	
KEN	5	4	3	6	2	3	3	1	12	140	RSA	-	-	1	-	1	1	1	-	1	15	
JAM	6	2	2	3	2	-	2	2	10	103	TTO	1	-	-	-	1	-	1	-	1	14	
GER	4	2	1	7	2	1	1	2+1=	7	102.5	CUB	-	1	-	1	-	-	-	-	-	1	12
ETH	3	3	4	2	3	-	3	1	10	98	ESP	-	1	-	1	-	-	-	-	-	1	12
RUS	2	1+1=	3	2	2+1=	4	3	4+1=	7	91.5	FIN	-	1	-	-	1	-	-	-	-	1	11
GBR	3	1	3	2	5	2	-	1	7	86	CHN	1	-	-	-	-	-	1	-	1	10	
CHN	2	2	2	-	1	1	1	1+1=	6	52.5	DOM	-	-	1	-	1	-	-	-	-	1	10
FRA	1	2	2	1	-	-	5	2	5	51	BEL	-	-	-	2	-	-	-	-	-	0	10
POL	2	1	-	1	2	2+1=	2	1	3	49.5	AUS	-	1	-	-	-	-	1	-	1	9	
UKR	2	-	2	1	1	2	2	1	4	48	IRL	1	-	-	-	-	-	-	-	-	1	8
CAN	-	1	4	-	-	3	1	-	5	42	UGA	1	-	-	-	-	-	-	-	-	1	8
CZE	2	-	1	-	3	-	3	1=	3	40.5	HUN	-	1	-	-	-	-	-	-	-	1	7
CUB	-	1	2	2	1	-	-	1	3	34	QAT	-	1	-	-	-	-	-	-	-	1	7
JPN	-	-	1	1	4	2	-	1	1	34	EST	-	-	1	-	-	-	-	-	1	1	7
AUS	-	3	-	-	1	1	1	-	3	30	SVK	-	-	-	1	-	-	1	-	0	7	
ESP	-	1+1=	-	2	1	-	1	-	2	29.5	DJI	-	-	1	-	-	-	-	-	-	1	6
NED	-	1	1	-	2	-	1	1	2	24	MEX	-	-	1	-	-	-	-	-	-	1	6
ITA	-	1	1	-	-	2+1=	-	2	2	23.5	POR	-	-	1	-	-	-	-	-	-	1	6
NGR	-	1	1	-	1	-	-	-	2	20	SRB	-	-	1	-	-	-	-	-	-	1	6
BRA	-	-	-	-	1+1=	3	1	1	0	19.5	SLO	-	-	-	1	-	-	-	-	-	0	5
RSA	-	-	1	-	1	2	1	-	1	18	NOR	-	-	-	-	-	1	-	2	0	5	
TTO	1	-	-	-	1	-	1	-	1	14	BAH	-	-	-	-	1	-	-	1=	0	4.3	
CIV	-	2	-	-	-	-	-	-	2	14	ITA	-	-	-	-	-	1	-	1	0	4	
SWE	1	-	-	1	-	-	-	-	1	13	KSA	-	-	-	-	-	1	-	-	0	3	
SRB	-	-	2	-	-	-	-	-	2	12	PUR	-	-	-	-	-	1	-	-	0	3	
FIN	-	1	-	-	1	-	-	-	1	11	ROU	-	-	-	-	-	1	-	-	0	3	
HUN	-	1	-	-	1	-	-	-	1	11	ARG	-	-	-	-	-	-	1	-	0	2	
DOM	-	-	1	-	1	-	-	-	1	10	EGY	-	-	-	-	-	-	1	-	0	2	
BEL	-	-	-	2	-	-	-	-	0	10	GRN	-	-	-	-	-	-	1	-	0	2	
BAH	-	-	-	1	1	-	-	1=	0	9.3	IND	-	-	-	-	-	-	1	-	0	2	
POR	-	-	1	-	-	1	-	-	1	9	SEN	-	-	-	-	-	-	1	-	0	2	
COL	1	-	-	-	-	-	-	-	1	8	BUL	-	-	-	-	-	-	-	1	0	1	
CRO	1	-	-	-	-	-	-	-	1	8	ERI	-	-	-	-	-	-	-	1	0	1	
IRL	1	-	-	-	-	-	-	-	1	8	BOT	-	-	-	-	-	-	-	1=	0	0.3	
NZL	1	-	-	-	-	-	-	-	1	8	GRE	-	-	-	-	-	-	-	1=	0	0.3	
UGA	1	-	-	-	-	-	-	-	1	8	Totals	24	24	24	24	24	24	24	20+3=	72	861	
MEX	-	-	1	-	-	-	1	-	1	8	WOMEN	Gold	Silver	Bronze	4th	5th	6th	7th	8th	Medals	Points	
BOT	-	1	-	-	-	-	-	1=	1	7.3	USA	4	5	3	4	5	4	5	2	12	149	
QAT	-	1	-	-	-	-	-	-	1	7	KEN	3	3	1	2	1	1	1	1	7	71	
EST	-	-	1	-	-	-	-	1	1	7	RUS	1	1+1=	1	1	1+1=	3	3	1+1=	4	56.5	
SVK	-	-	-	1	-	-	1	-	0	7	ETH	2	-	3	1	2	-	1	-	5	49	
ROU	-	-	-	-	-	2	-	1	0	7	GBR	1	1	2	2	2	1	-	-	4	48	
DJI	-	-	1	-	-	-	-	-	1	6	JAM	3	-	1	1	1	-	2	-	4	43	
SLO	-	-	-	1	-	-	-	1	0	6	CHN	1	2	2	-	1	1	-	1+1=	5	42.5	
BLR	-	-	-	1	-	-	-	-	0	5	GER	1	1	-	5	-	-	-	1+1=	2	41.5	
NOR	-	-	-	-	-	1	-	2	0	5	UKR	1	-	1	1	1	1	2	1	2	31	
BRN	-	-	-	-	-	1	-	-	0	3	CUB	-	-	2	1	1	-	-	1	2	22	
ISR	-	-	-	-	-	1	-	-	0	3	AUS	-	2	-	-	1	1	-	-	2	21	
KSA	-	-	-	-	-	1	-	-	0	3	NGR	-	1	1	-	1	1	-	-	2	20	
PUR	-	-	-	-	-	1	-	-	0	3	ITA	-	1	1	-	-	1+1=	-	1	2	19.5	
ARG	-	-	-	-	-	-	1	-	0	2	ESP	-	1=	-	1	1	-	1	-	1	17.5	
EGY	-	-	-	-	-	-	1	-	0	2	CZE	1	-	-	-	1	-	2	1=	1	16.5	
GRN	-	-	-	-	-	-	1	-	0	2	POL	1	-	-	-	1	1=	1	-	1	16.5	
IND	-	-	-	-	-	-	1	-	0	2	FRA	-	1	1	-	-	-	1	1	2	16	
SEN	-	-	-	-	-	-	1	-	0	2	JPN	-	-	1	1	1	-	-	-	1	15	
BUL	-	-	-	-	-	-	-	1	0	1	CIV	-	2	-	-	-	-	-	-	2	14	
ERI	-	-	-	-	-	-	-	1	0	1	SWE	1	-	-	1	-	-	-	-	1	13	
PRK	-	-	-	-	-	-	-	1	0	1	CAN	-	1	-	-	-	2	-	-	1	13	
GRE	-	-	-	-	-	-	-	1=	0	0.3	COL	1	-	-	-	-	-	-	-	1	8	
Totals	47	46+2=	46	47	46+2=	45+2=	44	34+7=	141	1678	CRO	1	-	-	-	-	-	-	-	1	8	
MEN	Gold	Silver	Bronze	4th	5th	6th	7th	8th	Medals	Points	NZL	1	-	-	-	-	-	-	-	1	8	
USA	4	8	2	6	1	4	-	2	14	148	BOT	-	1	-	-	-	-	-	-	1	7	
KEN	2	1	2	4	1	2	2	-	5	69	NED	-	-	1	-	-	-	-	-	1	7	
GER	3	1	1	2	2	1	1	1	5	61	SRB	-	-	1	-	-	-	-	-	1	6	
JAM	3	2	1	2	1	-	-	2	6	60	BAH	-	-	-	1	-	-	-	-	0	5	
ETH	1	3	1	1	1	-	2	1	5	49	BLR	-	-	-	1	-	-	-	-	0	5	
GBR	2	-	1	-	3	1	-	1	3	38	HUN	-	-	-	-	1	-	-	-	0	4	
FRA	1	1	1	1	-	-	4	1	3	35	ROU	-	-	-	-	-	1	-	-	1	0	
RUS	1	-	2	1	1	1	-	3	3	35	BRA	-	-	-	-	1=	-	-	-	0	3.5	
POL	1	1	-	1	1	2	1	1	2	33	BRN	-	-	-	-	-	1	-	-	0	3	

2013	Gold	Silver	Bronze	4th	5th	6th	7th	8th	Medals	Points	2015	Gold	Silver	Bronze	4th	5th	6th	7th	8th	Medals	Points
ISR	-	-	-	-	-	1	-	-	0	3	ROU	-	-	-	-	-	1	-	-	0	3
POR	-	-	-	-	-	1	-	-	0	3	SUI	-	-	-	-	-	1	-	-	0	3
RSA	-	-	-	-	-	1	-	-	0	3	LCA	-	-	-	-	-	-	1	-	0	2
MEX	-	-	-	-	-	-	1	-	0	2	LTU	-	-	-	-	-	-	1	-	0	2
PRK	-	-	-	-	-	-	-	1	0	1	NGR	-	-	-	-	-	-	-	2	0	2
SLO	-	-	-	-	-	-	-	-	1	0	1	ECU	-	-	-	-	-	-	1	0	1
Totals	23	22+2=	22	23	22+2=	21+2=	20	14+4=	69	817	Totals	47	46+2=	44+5=	44+3=	45	46	44+2=	41+2=	144	1684

BEIJING 2015

OVERALL

	Gold	Silver	Bronze	4th	5th	6th	7th	8th	Medals	Points
USA	6	6	5+1=	5+2=	6	5	4	5+1=	18	211
KEN	7	6	3	5	5	1	4	2	16	174
JAM	7	2	3	3	3	2	4	3	12	132
GER	2	3	3	3	3	6	4+1=	3	8	112.5
GBR	4	1	2	2	6	2	1	1	7	94
CHN	1	6+1=	1	1	5	1	1	1	9	93.5
ETH	3	3	2	3	-	2	2	1	8	83
POL	3	1	2+2=	1	-	1	2	1	8	66
CAN	2	3	2+1=	1	-	1	1	1	8	65.5
RUS	2	1	1	2	3	1	2	2	4	60
FRA	-	-	1+1=	1	3	3	1	3	2	42
CUB	2	1	-	1	-	-	1	-	3	30
UKR	-	1=	1	1	1	2	1	-	2	29.5
NED	1	1	1	1	-	-	-	2	3	28
RSA	1	-	2	-	-	-	1	-	3	22
TTO	-	1	1	-	1	1	1	-	2	22
BLR	1	-	1	-	-	1	1	1	2	20
AUS	-	2	-	-	-	1	-	2	2	19
BAH	-	1	1	-	-	1	-	-	2	16
CRO	-	2	-	-	-	-	-	-	2	14
CZE	1	-	-	-	-	-	1+1=	2	1	13.5
BRA	-	1	-	-	-	2	-	-	1	13
JPN	-	-	1	1	-	-	1	-	1	13
MAR	-	-	1	1	-	-	1	-	1	13
FIN	-	-	1	-	1	1	-	-	1	13
HUN	-	-	-	2	-	1	-	-	0	13
SWE	-	-	-	1=	1	1	1	-	0	13
ESP	1	-	-	-	1	-	-	-	1	12
ERI	1	-	-	-	-	1	-	-	1	11
BEL	-	1	-	-	1	-	-	-	1	11
POR	-	-	1	1	-	-	-	-	1	11
ITA	-	-	-	1	1	-	-	1+1=	0	10.5
COL	1	-	-	-	-	-	1	-	1	10
BRN	-	-	1	-	1	-	-	-	1	10
UGA	-	-	1	-	-	1	-	1	1	10
QAT	-	-	-	1	-	1	1	-	0	10
SVK	1	-	-	-	-	-	-	1	1	9
EGY	-	1	-	-	-	-	1	-	1	9
ALG	-	-	-	1	1	-	-	-	0	9
NZL	-	-	-	1	-	1	-	1	0	9
LAT	-	-	1	-	-	-	1	-	1	8
SRB	-	-	1	-	-	-	1	-	1	8
TUR	-	-	-	-	-	2	1	-	0	8
ISR	-	1	-	-	-	-	-	-	1	7
TJK	-	1	-	-	-	-	-	-	1	7
TUN	-	1	-	-	-	-	-	-	1	7
GRN	-	-	1	-	-	-	-	1	1	7
BUL	-	-	-	1	-	-	1	-	0	7
BIH	-	-	1	-	-	-	-	-	1	6
GRE	-	-	1	-	-	-	-	-	1	6
KAZ	-	-	1	-	-	-	-	-	1	6
DEN	-	-	-	1	-	-	-	-	0	5
DOM	-	-	-	1	-	-	-	-	0	5
EST	-	-	-	1	-	-	-	-	0	5
PAN	-	-	-	1	-	-	-	-	0	5
BOT	-	-	-	-	1	-	-	-	0	4
IRL	-	-	-	-	1	-	-	-	0	4
ANT	-	-	-	-	-	1	-	-	0	3
CYP	-	-	-	-	-	1	-	-	0	3

MEN	Gold	Silver	Bronze	4th	5th	6th	7th	8th	Medals	Points	
USA	4	3	1+1=	2	5	3	2	2+1=	9	110	
KEN	5	4	2	3	2	-	2	1	11	108	
JAM	3	1	1	1	-	1	2	1	5	50	
POL	2	1	2+2=	-	-	1	1	-	7	50	
CHN	-	2+1=	1	1	2	1	1	-	4	44.5	
GER	-	2	1	2	-	2	2+1=	1	3	42.5	
CAN	2	1	2+1=	-	-	-	-	1	6	41.5	
RUS	1	1	-	1	3	1	1	2	2	39	
GBR	3	-	1	-	1	1	-	-	4	37	
FRA	-	-	1=	1	3	2	1	2	1	32	
ETH	-	1	1	1	-	-	1	-	2	20	
AUS	-	2	-	-	-	-	-	1	2	15	
RSA	1	-	1	-	-	-	-	-	2	14	
FIN	-	-	1	-	1	1	-	-	1	13	
UKR	-	1=	-	1	-	-	-	-	1	11.5	
ERI	1	-	-	-	-	1	-	-	1	11	
BEL	-	1	-	-	1	-	-	-	1	11	
JPN	-	-	1	1	-	-	-	-	1	11	
UGA	-	-	1	-	-	1	-	1	1	10	
QAT	-	-	-	1	-	1	1	-	0	10	
SVK	1	-	-	-	-	-	-	1	1	9	
CUB	-	1	-	-	-	-	1	-	1	9	
EGY	-	1	-	-	-	-	1	-	1	9	
TTO	-	1	-	-	-	-	1	-	1	9	
BAH	-	-	1	-	-	1	-	-	1	9	
ALG	-	-	-	1	1	-	-	-	0	9	
NZL	-	-	-	1	-	1	-	1	0	9	
ESP	1	-	-	-	-	-	-	-	1	8	
MAR	-	-	1	-	-	-	1	-	1	8	
TUR	-	-	-	-	-	2	1	-	0	8	
TJK	-	1	-	-	-	-	-	-	1	7	
GRN	-	-	1	-	-	-	-	1	1	7	
ITA	-	-	-	1	-	-	-	1+1=	0	6.5	
BIH	-	-	1	-	-	-	-	-	1	6	
POR	-	-	1	-	-	-	-	-	1	6	
DOM	-	-	-	1	-	-	-	-	0	5	
EST	-	-	-	1	-	-	-	-	0	5	
HUN	-	-	-	1	-	-	-	-	0	5	
PAN	-	-	-	1	-	-	-	-	0	5	
CZE	-	-	-	-	-	-	1+1=	1	0	4.5	
BOT	-	-	-	-	1	-	-	-	0	4	
BRN	-	-	-	-	1	-	-	-	0	4	
IRL	-	-	-	-	1	-	-	-	0	4	
SWE	-	-	-	-	1	-	-	-	0	4	
ANT	-	-	-	-	-	1	-	-	0	3	
BRA	-	-	-	-	-	1	-	-	0	3	
CYP	-	-	-	-	-	1	-	-	0	3	
ROU	-	-	-	-	-	1	-	-	0	3	
COL	-	-	-	-	-	-	1	-	0	2	
SRB	-	-	-	-	-	-	1	-	0	2	
ECU	-	-	-	-	-	-	-	1	0	1	
KSA	-	-	-	-	-	-	-	1	0	1	
NGR	-	-	-	-	-	-	-	1	0	1	
Totals	24	23+2=	21+5=	22	23	24	22+2=	20+2=	75	860	
WOMEN	Gold	Silver	Bronze	4th	5th	6th	7th	8th	Medals	Points	
USA	2	3	4	3+2=	1	2	2	3	9	101	
JAM	4	1	2	2	3	1	2	2	7	82	
GER	2	1	2	1	3	4	2	2	5	70	
KEN	2	2	1	2	3	1	2	1	5	66	
ETH	3	2	1	2	-	2	1	1	6	63	
GBR	1	1	1	2	5	1	1	1	3	57	
CHN	1	4	-	-	3	-	-	-	1	5	49
NED	1	1	1	1	-	-	-	2	3	28	
CAN	-	2	-	1	-	1	1	-	2	24	

2015	Gold	Silver	Bronze	4th	5th	6th	7th	8th	Medals	Points	2017	Gold	Silver	Bronze	4th	5th	6th	7th	8th	Medals	Points
CUB	2	-	-	1	-	-	-	-	2	21	ESP	-	-	-	1	1	-	2	1	0	14
RUS	1	-	1	1	-	-	1	-	2	21	VEN	1	-	1=	-	-	-	-	-	2	13.5
BLR	1	-	1	-	-	1	1	1	2	20	BEL	1	-	-	1	-	-	-	-	1	13
UKR	-	-	1	-	1	2	1	-	1	18	MEX	-	1	-	1	-	-	-	-	1	12
POL	1	-	-	1	-	-	1	1	1	16	GRE	1	-	-	-	-	1	-	-	1	11
CRO	-	2	-	-	-	-	-	-	2	14	NZL	1	-	-	-	-	-	1	-	1	10
TTO	-	-	1	-	1	1	-	-	1	13	UKR	-	1	-	-	-	1	-	-	1	10
BRA	-	1	-	-	-	1	-	-	1	10	ITA	-	-	1	-	-	1	-	1	1	10
FRA	-	-	1	-	-	1	-	1	1	10	LTU	1	-	-	-	-	-	1=	-	1	9.5
CZE	1	-	-	-	-	-	-	1	1	9	SUI	-	-	-	-	2	-	-	1	0	9
SWE	-	-	-	1=	-	1	1	-	0	9	MAR	-	1	-	-	-	-	-	1	1	8
COL	1	-	-	-	-	-	-	-	1	8	SWE	-	1	-	-	-	-	-	1	1	8
LAT	-	-	1	-	-	-	1	-	1	8	AZE	-	-	-	-	2	-	-	-	0	8
RSA	-	-	1	-	-	-	1	-	1	8	BLR	-	-	-	-	-	2	1	-	0	8
HUN	-	-	-	1	-	1	-	-	0	8	BDI	-	1	-	-	-	-	-	-	1	7
BAH	-	1	-	-	-	-	-	-	1	7	UGA	-	1	-	-	-	-	-	-	1	7
ISR	-	1	-	-	-	-	-	-	1	7	KAZ	-	-	1	-	-	-	-	-	1	6
TUN	-	1	-	-	-	-	-	-	1	7	SYR	-	-	1	-	-	-	-	-	1	6
BUL	-	-	-	1	-	-	1	-	0	7	TAN	-	-	1	-	-	-	-	-	1	6
BRN	-	-	1	-	-	-	-	-	1	6	EST	-	-	-	1	-	-	-	-	0	5
GRE	-	-	1	-	-	-	-	-	1	6	ISR	-	-	-	1	-	-	-	-	0	5
KAZ	-	-	1	-	-	-	-	-	1	6	SRB	-	-	-	1	-	-	-	-	0	5
SRB	-	-	1	-	-	-	-	-	1	6	NGR	-	-	-	-	1	-	-	1	0	5
DEN	-	-	-	1	-	-	-	-	0	5	FIN	-	-	-	-	1	-	-	-	0	4
MAR	-	-	-	1	-	-	-	-	0	5	ERI	-	-	-	-	-	-	2	-	0	4
POR	-	-	-	1	-	-	-	-	0	5	AUT	-	-	-	-	-	1	-	-	0	3
ESP	-	-	-	-	1	-	-	-	0	4	BAR	-	-	-	-	-	1	-	-	-	3
ITA	-	-	-	-	1	-	-	-	0	4	DOM	-	-	-	-	-	1	-	-	-	3
AUS	-	-	-	-	-	1	-	1	0	4	GRN	-	-	-	-	-	-	1	-	-	2
SUI	-	-	-	-	-	1	-	-	0	3	IRL	-	-	-	-	-	-	1	-	-	2
JPN	-	-	-	-	-	-	1	-	0	2	IVB	-	-	-	-	-	-	1	-	-	2
LCA	-	-	-	-	-	-	1	-	0	2	PER	-	-	-	-	-	-	1	-	-	2
LTU	-	-	-	-	-	-	1	-	0	2	TJK	-	-	-	-	-	-	1	-	-	2
IND	-	-	-	-	-	-	-	1	0	1	BUL	-	-	-	-	-	-	1=	-	-	1.5
MDA	-	-	-	-	-	-	-	1	0	1	MDA	-	-	-	-	-	-	-	1	-	1
NGR	-	-	-	-	-	-	-	1	0	1	Totals	48	48	47+2=	47	48	47+2=	45+2=	41	145	1720

LONDON 2017

OVERALL


	Gold	Silver	Bronze	4th	5th	6th	7th	8th	Medals	Points
USA	10	11	9	2	6	5	4	4	30	272
KEN	5	2	4	5	2	2	3	2	11	125
GBR	2	3	1	5	3	5+1=	2	3	6	104.5
POL	2	2	4	-	3	5	3	1	8	88
CHN	2	3	2	3	1	1	3	4	7	81
GER	1	2	2	3	4	3	1	2	5	78
ETH	2	3	-	2	3	1	3	2	5	70
JAM	1	-	3	4	3	2	1	3	4	69
FRA	3	-	2	4	1	2	-	1	5	67
ANA	1	5	-	1	1	1=	-	1	6	55.5
RSA	3	1	2	1	1	-	-	-	6	52
NED	1	-	3	-	2	-	2	2	4	40
CZE	1	1	1	2	1	-	-	2	3	37
CUB	-	-	1=	3	2	1	1	1	1	34.5
CAN	-	-	-	-	2	5	2	3	0	30
JPN	-	1	2	1	-	-	1	-	3	26
BRN	1	1	-	-	1	1	-	1	2	23
AUS	1	1	-	-	-	2	1	-	2	23
TTO	1	-	1	-	-	2	1	1	2	23
TUR	1	1	-	-	1	-	1	-	2	21
BRA	-	-	1	1	1	-	3	-	1	21
COL	1	1	-	-	1	-	-	-	2	19
CRO	1	-	1	1	-	-	-	-	2	19
CIV	-	2	-	1	-	-	-	-	2	19
BAH	-	1	1	1	-	-	-	1	2	19
POR	1	-	1	-	-	1	-	-	2	17
HUN	-	1	1	-	1	-	-	-	2	17
QAT	1	-	1	-	-	-	-	1	2	16
NOR	1	-	1	-	-	-	-	-	2	14
BOT	-	-	-	1	1	1	1	-	0	14

MEN	Gold	Silver	Bronze	4th	5th	6th	7th	8th	Medals	Points
USA	3	6	4	-	4	2	2	2	13	118
KEN	3	1	2	1	1	1	-	2	6	57
FRA	3	-	1	3	1	2	-	1	4	56
GBR	2	1	1	3	-	1+1=	1	1	4	52.5
POL	1	2	1	-	3	2	2	1	4	51
ANA	-	4	-	1	1	1=	-	-	4	39.5
RSA	2	1	1	1	1	-	-	-	4	38
GER	1	1	1	1	2	1	-	1	3	38
JAM	1	-	1	3	1	1	-	2	2	38
ETH	1	1	-	1	2	1	2	1	2	36
JPN	-	1	2	1	-	-	1	-	3	26
CZE	-	1	1	1	1	-	-	1	2	23
CHN	-	-	-	2	-	1	2	1	0	18
TUR	1	1	-	-	-	-	1	-	2	17
QAT	1	-	1	-	-	-	1	-	2	16
TTO	1	-	1	-	-	-	1	-	2	16
CAN	-	-	-	-	1	3	-	3	0	16
NOR	1	-	1	-	-	-	-	-	2	14
CUB	-	-	-	1	1	1	1	-	0	14
BOT	-	-	-	1	1	1	-	-	0	12
ESP	-	-	-	1	1	-	1	1	0	12
NZL	1	-	-	-	-	-	1	-	1	10
HUN	-	-	1	-	1	-	-	-	1	10
COL	1	-	-	-	-	-	-	-	1	8
LTU	1	-	-	-	-	-	-	-	1	8
SWE	-	1	-	-	-	-	-	1	1	8
BRA	-	-	1	-	-	-	1	-	1	8
BAH	-	1	-	-	-	-	-	-	1	7
MAR	-	1	-	-	-	-	-	-	1	7
UGA	-	1	-	-	-	-	-	-	1	7
CRO	-	-	1	-	-	-	-	-	1	6
POR	-	-	1	-	-	-	-	-	1	6
SYR	-	-	1	-	-	-	-	-	1	6
TAN	-	-	1	-	-	-	-	-	1	6
BEL	-	-	-	1	-	-	-	-	0	5
EST	-	-	-	1	-	-	-	-	0	5
MEX	-	-	-	1	-	-	-	-	0	5
AUS	-	-	-	-	-	1	1	-	0	5

2017	Gold	Silver	Bronze	4th	5th	6th	7th	8th	Medals	Points	2019	Gold	Silver	Bronze	4th	5th	6th	7th	8th	Medals	Points
AZE	-	-	-	-	1	-	-	-	0	4	DOHA 2019										
FIN	-	-	-	-	1	-	-	-	0	4	OVERALL										
ITA	-	-	-	-	-	1	-	1	0	4	Gold	Silver	Bronze	4th	5th	6th	7th	8th	Medals	Points	
ERI	-	-	-	-	-	-	2	-	0	4	USA	14	11	4	7	6	4	7+2=	8	29	307.5
BAR	-	-	-	-	-	1	-	-	0	3	KEN	5	2	4	3	3	3	3	2	11	122
DOM	-	-	-	-	-	1	-	-	0	3	JAM	3	5	4	3	1	3	1	2	12	115
GRE	-	-	-	-	-	1	-	-	0	3	CHN	3	3	3	2	4	2	1	2	9	99
UKR	-	-	-	-	-	1	-	-	0	3	ETH	2	5	1	3	1	2	-	1	8	83
GRN	-	-	-	-	-	-	1	-	0	2	GBR	2	3	-	5	2	2	3	-	5	82
IRL	-	-	-	-	-	-	1	-	0	2	GER	2	-	4	3	1	1+1=	1	2	6	68.5
TJK	-	-	-	-	-	-	1	-	0	2	POL	1	2	2+1=	-	2	1	2	1	6	55.5
MDA	-	-	-	-	-	-	-	1	0	1	CAN	-	1	4	-	2	3	2	3	5	55
SUI	-	-	-	-	-	-	-	1	0	1	ANA	2	3	1	1	-	-	-	-	6	48
Totals	24	24	24	24	24	23+2=	23	21	72	861	UKR	-	2	-	2	3	2	1	-	2	44
											JPN	2	-	1	-	-	2	2	1	3	33
WOMEN	Gold	Silver	Bronze	4th	5th	6th	7th	8th	Medals	Points	NED	2	-	-	-	-	2	4	-	2	30
USA	7	5	5	2	2	3	2	2	17	154	CUB	1	1	1	-	2	-	-	1	3	30
KEN	2	1	2	4	1	1	3	-	5	68	BRN	1	1	1	1	-	-	1	-	3	28
CHN	2	3	2	1	1	-	1	3	7	63	UGA	2	-	-	-	1	1	-	-	2	25
GBR	-	2	-	2	3	4	1	2	2	52	SWE	1	1	1	-	-	1	-	1	3	25
NED	1	-	3	-	2	-	2	2	4	40	BRA	-	-	-	3	1	1	1	1	0	25
GER	-	1	1	2	2	2	1	1	2	40	FRA	-	1	1=	-	1	1+1=	1	-	2	24
POL	1	-	3	-	-	3	1	-	4	37	BLR	-	-	-	1	2	3	1=	1	0	23.8
ETH	1	2	-	1	1	-	1	1	3	34	COL	-	1	1	1	1	-	-	-	2	22
JAM	-	-	2	1	2	1	1	1	2	31	RSA	-	-	-	-	2	3	-	-	0	22
BRN	1	1	-	-	1	1	-	1	2	23	NOR	1	-	-	1	1	1	-	-	1	20
CUB	-	-	1=	2	1	-	-	1	1	20.5	BEL	-	1	1	-	1	1	-	-	2	20
CIV	-	2	-	1	-	-	-	-	2	19	ESP	-	-	1=	-	-	2	2	3	1	18.5
AUS	1	1	-	-	-	1	-	-	2	18	EST	-	2	-	-	-	1	-	-	2	17
ANA	1	1	-	-	-	-	-	1	2	16	BAH	1	1	-	-	-	-	-	1	2	16
RSA	1	-	1	-	-	-	-	-	2	14	SUI	-	-	1	2	-	-	-	-	1	16
CZE	1	-	-	1	-	-	-	1	1	14	ITA	-	-	1	-	-	1	2	2+1=	1	15.5
CAN	-	-	-	-	1	2	2	-	0	14	QAT	1	-	1	-	-	-	-	-	2	14
VEN	1	-	1=	-	-	-	-	-	2	13.5	AUS	1	-	-	-	-	2	-	-	1	14
CRO	1	-	-	1	-	-	-	-	1	13	POR	-	1	-	1	-	-	-	1	1	13
BRA	-	-	-	1	1	-	2	-	0	13	GRN	1	-	-	-	1	-	-	-	1	12
BAH	-	-	1	1	-	-	-	1	1	12	AUT	-	-	2	-	-	-	-	-	2	12
POR	1	-	-	-	-	1	-	-	1	11	NGR	-	-	1	1	-	-	-	1	1	12
COL	-	1	-	-	1	-	-	-	1	11	TUR	-	-	-	-	2	1	-	-	0	11
FRA	-	-	1	1	-	-	-	-	1	11	CIV	-	-	1	-	1	-	-	-	1	10
BEL	1	-	-	-	-	-	-	-	1	8	CRO	-	-	1	-	-	-	2	-	1	10
GRE	1	-	-	-	-	-	-	-	1	8	TTO	-	-	-	-	1	1	1	1	0	10
SUI	-	-	-	-	2	-	-	-	0	8	HUN	-	-	1=	-	1	-	-	-	1	9.5
BLR	-	-	-	-	-	2	1	-	0	8	MAR	-	-	1	-	-	-	1	1	1	9
BDI	-	1	-	-	-	-	-	-	1	7	VEN	1	-	-	-	-	-	1=	-	1	8.8
HUN	-	1	-	-	-	-	-	-	1	7	ALG	-	1	-	-	-	-	-	1	1	8
MEX	-	1	-	-	-	-	-	-	1	7	ECU	-	-	1	-	-	-	1	-	1	8
UKR	-	1	-	-	-	-	-	-	1	7	NZL	-	-	1	-	-	-	1	-	1	8
TTO	-	-	-	-	-	2	-	1	0	7	ROU	-	-	-	1	-	1	-	-	0	8
ITA	-	-	1	-	-	-	-	-	1	6	CZE	-	-	-	-	2	-	-	-	0	8
KAZ	-	-	1	-	-	-	-	-	1	6	BIH	-	1	-	-	-	-	-	-	1	7
ISR	-	-	-	1	-	-	-	-	0	5	BUR	-	-	1	-	-	-	-	-	1	6
SRB	-	-	-	1	-	-	-	-	0	5	GRE	-	-	1	-	-	-	-	-	1	6
NGR	-	-	-	-	1	-	-	1	0	5	NAM	-	-	1	-	-	-	-	-	1	6
AZE	-	-	-	-	1	-	-	-	0	4	FIN	-	-	-	1	-	-	-	-	0	5
TUR	-	-	-	-	1	-	-	-	0	4	IVB	-	-	-	1	-	-	-	-	0	5
AUT	-	-	-	-	-	1	-	-	0	3	MDA	-	-	-	1	-	-	-	-	0	5
BOT	-	-	-	-	-	-	1	-	0	2	CYP	-	-	-	-	1	-	-	1	0	5
ESP	-	-	-	-	-	-	1	-	0	2	CRC	-	-	-	-	1	-	-	-	0	4
IVB	-	-	-	-	-	-	1	-	0	2	PUR	-	-	-	-	1	-	-	-	0	4
PER	-	-	-	-	-	-	1	-	0	2	AZE	-	-	-	-	-	-	2	-	0	4
BUL	-	-	-	-	-	-	1=	-	0	1.5	BAR	-	-	-	-	-	1	-	-	0	3
LTU	-	-	-	-	-	-	1=	-	0	1.5	ERI	-	-	-	-	-	1	-	-	0	3
MAR	-	-	-	-	-	-	-	1	0	1	GAM	-	-	-	-	-	1	-	-	0	3
Totals	24	24	23+2=	23	24	24	22+2=	20	73	859	IRL	-	-	-	-	-	1	-	-	0	3
											IND	-	-	-	-	-	-	1	1	0	3
											BUL	-	-	-	-	-	-	1	-	0	2
											DEN	-	-	-	-	-	-	1	-	0	2
											IRI	-	-	-	-	-	-	1	-	0	2
											BEN	-	-	-	-	-	-	-	1	0	1
											PRK	-	-	-	-	-	-	-	1	0	1
											MAS	-	-	-	-	-	-	-	1=	0	0.5
											Totals	49	49	47+4=	47	49	48+2=	46+4=	41+2=	149	1756

2019	Gold	Silver	Bronze	4th	5th	6th	7th	8th	Medals	Points	2019	Gold	Silver	Bronze	4th	5th	6th	7th	8th	Medals	Points
MEN	Gold	Silver	Bronze	4th	5th	6th	7th	8th	Medals	Points	CIV	-	-	1	-	1	-	-	-	1	10
USA	9	5	1	1	2	1	3	4	15	139	COL	-	-	1	-	1	-	-	-	1	10
ETH	2	4	-	2	1	-	-	-	6	58	CRO	-	-	1	-	-	-	2	-	1	10
KEN	2	-	3	1	-	3	2	1	5	53	CAN	-	-	-	-	1	1	-	2	0	9
CAN	-	1	4	-	1	2	2	1	5	46	VEN	1	-	-	-	-	-	1=	-	1	8.8
GER	1	-	1	2	-	1+1=	1	1	2	32.5	AUS	1	-	-	-	-	-	-	-	1	8
JAM	1	2	-	1	1	-	-	1	3	32	BAH	-	1	-	-	-	-	-	1	1	8
ANA	-	3	1	1	-	-	-	-	4	32	ITA	-	-	1	-	-	-	1	-	1	8
POL	1	-	2+1=	-	-	1	1	-	4	30.5	BRA	-	-	-	1	-	1	-	-	0	8
GBR	-	1	-	2	1	2	1	-	1	29	JPN	-	-	-	-	-	1	2	-	0	7
JPN	2	-	1	-	-	1	-	1	3	26	AUT	-	-	1	-	-	-	-	-	1	6
SWE	1	1	1	-	-	-	-	1	3	22	GRE	-	-	1	-	-	-	-	-	1	6
RSA	-	-	-	2	3	-	-	-	0	22	NAM	-	-	1	-	-	-	-	-	1	6
CHN	-	-	-	1	2	2	1	1	0	22	MDA	-	-	-	1	-	-	-	-	0	5
FRA	-	1	1=	-	1	1=	1	-	2	21	ESP	-	-	-	-	-	1	-	2	0	5
NOR	1	-	-	1	1	1	-	-	1	20	CRC	-	-	-	-	1	-	-	-	0	4
EST	-	2	-	-	-	1	-	-	2	17	CZE	-	-	-	-	1	-	-	-	0	4
BRA	-	-	-	2	1	-	1	-	0	16	HUN	-	-	-	-	1	-	-	-	0	4
CUB	-	-	1	-	2	-	-	1	1	15	FRA	-	-	-	-	-	1	-	-	0	3
QAT	1	-	1	-	-	-	-	-	2	14	GAM	-	-	-	-	-	1	-	-	0	3
ESP	-	-	1=	-	-	1	2	1	1	13.5	ROU	-	-	-	-	-	1	-	-	0	3
GRN	1	-	-	-	1	-	-	-	1	12	SWE	-	-	-	-	-	1	-	-	0	3
COL	-	1	-	1	-	-	-	-	1	12	TTO	-	-	-	-	-	1	-	-	0	3
POR	-	1	-	1	-	-	-	-	1	12	AZE	-	-	-	-	-	-	1	-	0	2
TUR	-	-	-	-	2	1	-	-	0	11	BUL	-	-	-	-	-	-	1	-	0	2
BAH	1	-	-	-	-	-	-	-	1	8	DEN	-	-	-	-	-	-	1	-	0	2
UGA	1	-	-	-	-	-	-	-	1	8	ECU	-	-	-	-	-	-	1	-	0	2
ALG	-	1	-	-	-	-	-	1	1	8	MAR	-	-	-	-	-	-	1	-	0	2
NZL	-	-	1	-	-	-	1	-	1	8	BEN	-	-	-	-	-	-	-	1	0	1
ITA	-	-	-	-	-	1	1	2+1=	0	7.5	IND	-	-	-	-	-	-	-	1	0	1
BIH	-	1	-	-	-	-	-	-	1	7	POR	-	-	-	-	-	-	-	1	0	1
MAR	-	-	1	-	-	-	-	1	1	7	PRK	-	-	-	-	-	-	-	1	0	1
TTO	-	-	-	-	1	-	1	1	0	7	Totals	24	24	24	24	24	24	23+4=	19	72	860
AUT	-	-	1	-	-	-	-	-	1	6	UNIVERSAL										
BEL	-	-	1	-	-	-	-	-	1	6	Gold	Silver	Bronze	4th	5th	6th	7th	8th	Medals	Points	
BUR	-	-	1	-	-	-	-	-	1	6	USA	1	-	-	-	-	-	-	-	1	8
ECU	-	-	1	-	-	-	-	-	1	6	JAM	-	1	-	-	-	-	-	-	1	7
BLR	-	-	-	1	-	-	-	1	0	6	BRN	-	-	1	-	-	-	-	-	1	6
AUS	-	-	-	-	-	2	-	-	0	6	GBR	-	-	-	1	-	-	-	-	0	5
HUN	-	-	1=	-	-	-	-	-	1	5.5	POL	-	-	-	-	1	-	-	-	0	4
FIN	-	-	-	1	-	-	-	-	0	5	BEL	-	-	-	-	-	1	-	-	0	3
IVB	-	-	-	1	-	-	-	-	0	5	IND	-	-	-	-	-	-	1	-	0	2
ROU	-	-	-	1	-	-	-	-	0	5	BRA	-	-	-	-	-	-	-	1	0	1
CYP	-	-	-	-	1	-	-	1	0	5	Totals	1	1	1	1	1	1	1	1	3	36
CZE	-	-	-	-	1	-	-	-	0	4											
PUR	-	-	-	-	1	-	-	-	0	4											
UKR	-	-	-	-	1	-	-	-	0	4											
BAR	-	-	-	-	-	1	-	-	0	3											
ERI	-	-	-	-	-	1	-	-	0	3											
IRL	-	-	-	-	-	1	-	-	0	3											
AZE	-	-	-	-	-	-	1	-	0	2											
BRN	-	-	-	-	-	-	1	-	0	2											
IRI	-	-	-	-	-	-	1	-	0	2											
NED	-	-	-	-	-	-	1	-	0	2											
NGR	-	-	-	-	-	-	-	1	0	1											
MAS	-	-	-	-	-	-	-	1=	0	0.5											
Totals	24	24	22+4=	22	24	23+2=	22	21+2=	74	860											

WOMEN	Gold	Silver	Bronze	4th	5th	6th	7th	8th	Medals	Points
USA	4	6	3	6	4	3	4+2=	4	13	160.5
CHN	3	3	3	1	2	-	-	1	9	77
JAM	2	2	4	2	-	3	1	1	8	76
KEN	3	2	1	2	3	-	1	1	6	69
GBR	2	2	-	2	1	-	2	-	4	48
UKR	-	2	-	2	2	2	1	-	2	40
GER	1	-	3	1	1	-	-	1	4	36
NED	2	-	-	-	-	2	3	-	2	28
ETH	-	1	1	1	-	2	-	1	2	25
POL	-	2	-	-	1	-	1	1	2	21
BRN	1	1	-	1	-	-	-	-	2	20
BLR	-	-	-	-	2	3	1=	-	0	17.8
UGA	1	-	-	1	1	-	-	-	1	17
ANA	2	-	-	-	-	-	-	-	2	16
SUI	-	-	1	2	-	-	-	-	1	16
CUB	1	1	-	-	-	-	-	-	2	15
BEL	-	1	-	-	1	-	-	-	1	11
NGR	-	-	1	1	-	-	-	-	1	11



**WORLD ATHLETICS
CHAMPIONSHIPS
OREGON 22**

INDIVIDUAL PLACING TABLES

These tables list every top eight placing by leading competitors at the World Athletics Championships, scoring eight points for first place, seven for second, six for third down to one for eighth place. Excluded are medals awarded to those who ran in preliminary rounds only. To begin, we list the leading men and women counting individual events only. These first two lists are comprised of athletes who can be regarded as the all-time greatest performers in World Athletics Championship history. 'Uni' is shown next to totals which include points from a universal relay.

THE 'GREATESTS' OF ALL-TIME

		1st	2nd	3rd	4th	5th	6th	7th	8th	Top3s	Points	
MEN, individual events only												
Usain Bolt	JAM	7	1	1	-	-	-	-	1	9	70	
Mohamed Farah	GBR	6	2	-	-	-	1	1	-	8	67	
Carl Lewis	USA	5	1	1	1	-	-	-	-	7	58	
Ezekiel Kemboi	KEN	4	3	-	-	-	-	-	-	7	53	
Haile Gebrselassie	ETH	4	2	1	-	-	-	-	-	7	52	
Lars Riedel	GER	5	-	1	1	-	-	-	-	6	51	
Sergey Bubka	URS/UKR	6	-	-	-	-	-	-	-	6	48	
Michael Johnson	USA	6	-	-	-	-	-	-	-	6	48	
Virgilijus Alekna	LTU	2	2	-	3	-	1	-	-	4	48	
Frankie Fredericks	NAM	1	3	-	2	1	1	1	-	4	48	
WOMEN, individual events only												
Merlene Ottey	JAM	2	3	5	1	-	-	1	-	10	74	
Veronica Campbell-Brown	JAM	2	4	1	3	-	-	-	-	7	65	
Gail Devers	USA	4	2	-	-	1	1	-	-	6	53	
Allyson Felix	USA	4	1	2	-	-	-	-	-	7	51	
Tirunesh Dibaba	ETH	5	1	-	-	-	-	-	-	6	47	
Maria Mutola	MOZ	3	1	1	2	-	-	-	-	5	47	
Shelly-Ann Fraser-Pryce	JAM	5	-	-	1	-	-	-	-	5	45	
Gong Lijiao	CHN	2	1	3	-	-	1	-	-	6	44	
Valerie Adams	NZL	4	1	-	-	1	-	-	-	5	43	
Eunice Barber	SLE/FRA	2	3	-	1	-	-	-	-	5	42	
COMBINED ALL-TIME PERFORMANCES, including relays												
Allyson Felix	USA	12	3	2	-	-	-	-	-	17	129	Uni
Usain Bolt	JAM	11	2	1	-	-	-	-	1	14	109	
Merlene Ottey	JAM	3	4	7	1	-	-	1	-	14	101	
Veronica Campbell-Brown	JAM	3	7	1	3	-	-	-	-	11	94	
Shelly-Ann Fraser-Pryce	JAM	9	1	-	1	-	-	-	-	10	84	
Carl Lewis	USA	8	1	1	1	-	-	-	-	10	82	
Jearl Miles/-Clark	USA	4	3	2	2	1	-	-	-	9	79	
LaShawn Merritt	USA	7	3	-	-	-	-	-	-	10	77	
Justin Gatlin	USA	4	6	-	-	-	-	-	-	10	74	
Gail Devers	USA	5	3	-	1	1	1	-	-	8	73	
LEADING MEN'S PLACINGS, individual and relay events												
Usain Bolt	JAM	11	2	1	-	-	-	-	1	14	109	
Carl Lewis	USA	8	1	1	1	-	-	-	-	10	82	
LaShawn Merritt	USA	7	3	-	-	-	-	-	-	10	77	
Justin Gatlin	USA	4	6	-	-	-	-	-	-	10	74	
Mohamed Farah	GBR	6	2	-	-	-	1	1	-	8	67	
Michael Johnson	USA	8	-	-	-	-	-	-	-	8	64	
Ezekiel Kemboi	KEN	4	3	-	-	-	-	-	-	7	53	
Haile Gebrselassie	ETH	4	2	1	-	-	-	-	-	7	52	
Lars Riedel	GER	5	-	1	1	-	-	-	-	6	51	
Danny McFarlane	JAM	-	5	-	1	1	1	1	-	5	49	
Greg Haughton	JAM	-	4	2	-	1	1	1	-	6	49	
Sergey Bubka	URS/UKR	6	-	-	-	-	-	-	-	6	48	
Virgilijus Alekna	LTU	2	2	-	3	-	1	-	-	4	48	
Frankie Fredericks	NAM	1	3	-	2	1	1	1	-	4	48	
Jeremy Wariner	USA	5	1	-	-	-	-	-	-	6	47	
Kenenisa Bekele	ETH	5	-	1	-	-	-	-	-	6	46	
Hicham El Guerrouj	MAR	4	2	-	-	-	-	-	-	6	46	
Bernard Lagat	KEN/USA	2	3	1	-	-	1	-	-	6	46	

Men's placings		1st	2nd	3rd	4th	5th	6th	7th	8th	Top3s	Points
Chris Brown	BAH	1	2	1	2	1	1	-	-	4	45
Butch Reynolds	USA	3	2	1	-	-	-	-	-	6	44
Bruny Surin	CAN	2	2	1	-	1	-	1	1	5	43
Stéphane Diagana	FRA	2	1	1	2	1	-	-	-	4	43
Jan Železný	TCH/CZE	3	-	2	1	-	-	-	-	5	41
Kerron Clement	USA	3	-	1	2	-	-	-	1	4	41
Martyn Rooney	GBR	-	1	3	2	-	2	-	-	4	41
Maurice Greene	USA	5	-	-	-	-	-	-	-	5	40
Dwight Phillips	USA	4	-	1	-	-	-	-	1	5	39
Nesta Carter	JAM	3	1	1	-	-	-	1	-	5	39
Tyson Gay	USA	3	1	-	1	-	1	-	-	4	39
Gerd Kanter	EST	1	2	2	1	-	-	-	-	5	39
Kevin Borlée	BEL	-	-	2	4	1	1	-	-	2	39
Allen Johnson	USA	4	-	1	-	-	-	-	-	5	38
Félix Sánchez	DOM	2	1	-	1	1	1	1	1	3	38
Jürgen Schult	GDR/GER	1	1	2	-	2	1	-	-	4	38
Christian Taylor	USA	4	-	-	1	-	-	-	-	4	37
Avard Moncur	BAH	2	2	1	-	-	-	-	1	5	37
Roger Black	GBR	2	2	-	1	-	-	1	-	4	37
Asafa Powell	JAM	2	1	2	-	-	-	1	-	5	37
Jesús Ángel García	ESP	1	3	-	-	1	1	-	1	4	37
Colin Jackson	GBR	2	2	1	-	-	-	-	-	5	36
John Regis	GBR	1	2	2	-	-	-	1	-	5	36
Kim Collins	SKN	1	-	3+1=	-	1	-	-	-	5	35.5
Asbel Kiprop	KEN	3	-	-	2	-	-	-	1	3	35
Jonathan Edwards	GBR	2	1	2	-	-	-	-	-	5	35
Adam Nelson	USA	1	3	-	-	1	-	1	-	4	35
Linford Christie	GBR	1	1	2	1	-	1	-	-	4	35
Mike Conley	USA	1	1	2	1	-	-	1	1	4	35
Robert Harting	GER	3	1	-	-	-	1	-	-	4	34
Tomáš Dvorák	CZE	3	-	-	1	1	-	-	1	3	34
Tero Pitkämäki	FIN	1	1	1	1	2	-	-	-	3	34
Davian Clarke	JAM	-	4	1	-	-	-	-	-	5	34
Maksim Tarasov	URS/RUS	1	2	1+1=	-	-	-	-	-	5	33.5
Tony Jarrett	GBR	-	3	2	-	-	-	-	-	5	33
Iván Pedroso	CUB	4	-	-	-	-	-	-	-	4	32
Paweł Fajdek	POL	4	-	-	-	-	-	-	-	4	32
Jefferson Pérez	ECU	3	1	-	-	-	-	-	1	4	32
Angelo Taylor	USA	3	-	1	-	-	-	1	-	4	32
Andreas Thorkildsen	NOR	1	3	-	-	-	1	-	-	4	32
James Beckford	JAM	-	2	-	2	-	2	1	-	2	32
Donovan Bailey	CAN	3	1	-	-	-	-	-	-	4	31
Moses Kiptanui	KEN	3	1	-	-	-	-	-	-	4	31
Calvin Smith	USA	3	1	-	-	-	-	-	-	4	31
John Godina	USA	3	-	-	-	1	-	1	1	3	31
Ato Boldon	TTO	1	1	2	-	1	-	-	-	4	31
Nelson Évora	POR	1	1	2	-	1	-	-	-	4	31
Yuriy Borzakovskiy	RUS	-	2	2	1	-	-	-	-	4	31
Krisztián Pars	HUN	-	2	-	2	1	1	-	-	2	31
Robert Korzeniowski	POL	3	-	1	-	-	-	-	-	4	30
Javier Sotomayor	CUB	2	2	-	-	-	-	-	-	4	30
Conseslus Kipruto	KEN	2	2	-	-	-	-	-	-	4	30
Christian Coleman	USA	2	2	-	-	-	-	-	-	4	30
Mutaz Issa Barshim	QAT	2	1	-	1	-	-	1	-	3	30
Nickel Ashmeade	JAM	2	-	-	1	2	-	-	1	2	30
Primož Kozmus	SLO	1	1	1	1	1	-	-	-	3	30
Renaud Lavillenie	FRA	-	1	3+1=	-	-	-	-	-	5	30
Wilson Kipketer	DEN	3	-	-	1	-	-	-	-	3	29
Noureddine Morceli	ALG	3	-	-	1	-	-	-	-	3	29
Mike Rodgers	USA	1	2	-	-	1	1	-	-	3	29
Brimin Kipruto	KEN	1	1	2	-	-	-	1	-	4	29
Marc Burns	TTO	-	3	-	-	-	1	2	1	3	29
Marlon Devonish	GBR	-	1	3	-	-	1	-	1	4	29
Christophe Lemaitre	FRA	-	1	1	1	2	-	1	1	2	29
Michael Frater	JAM	2	1	-	1	-	-	-	-	3	28
Dennis Mitchell	USA	2	-	2	-	-	-	-	-	4	28
Liu Xiang	CHN	1	2	1	-	-	-	-	-	4	28
Sergey Shubenkov	RUS	1	2	1	-	-	-	-	-	4	28
Koji Murofushi	JPN	1	1	1	-	1	1	-	-	3	28

Men's placings		1st	2nd	3rd	4th	5th	6th	7th	8th	Top3s	Points
Yaroslav Rybakov	RUS	1	1+2=	-	-	-	-	-	-	4	28
Darrel Brown	TTO	-	4	-	-	-	-	-	-	4	28
Sileshi Sihine	ETH	-	3	1	-	-	-	-	1	4	28
Jared Tallent	AUS	-	3	-	-	1	1	-	-	3	28
Ray Stewart	JAM	-	1	1	1	-	2	1	2	2	28
Jonathan Borlée	BEL	-	-	-	4	2	-	-	-	0	28
Szymon Ziółkowski	POL	1	2	-	-	-	-	2	1	3	27
Wallace Spearmon	USA	1	1	2	-	-	-	-	-	4	27
Valentí Massana	ESP	1	1	-	1	1	1	-	-	2	27
Reese Hoffa	USA	1	-	-	3	1	-	-	-	1	27
Igor Astapkovich	URS/BLR	-	3	-	-	1	-	1	-	3	27
Samuel Matete	ZAM	1	2	-	-	1	-	-	-	3	26
Piotr Małachowski	POL	1	2	-	-	1	-	-	-	3	26
Eliud Kipchoge	KEN	1	1	-	1	1	-	1	-	2	26
Mark Richardson	GBR	1	-	-	2	2	-	-	-	1	26
Will Claye	USA	-	2	2	-	-	-	-	-	4	26
Claudinei da Silva	BRA	-	1	2	-	1	1	-	-	3	26
Bershawn Jackson	USA	2	-	1	-	-	1	-	-	3	25
Yohan Blake	JAM	2	-	-	1	1	-	-	-	2	25
Terrence Trammell	USA	-	3	-	-	1	-	-	-	3	25
Harald Schmid	FRG	-	2	1	1	-	-	-	-	3	25
Tibor Gécsek	HUN	-	-	2	2	-	-	1	1	2	25
Bouabdallah Tahri	FRA	-	-	1	2	2	-	-	1	1	25
Andre De Grasse	CAN	-	1	2+1=	-	-	-	-	-	4	24.5
Greg Foster	USA	3	-	-	-	-	-	-	-	3	24
Werner Günthör	SUI	3	-	-	-	-	-	-	-	3	24
Dan O'Brien	USA	3	-	-	-	-	-	-	-	3	24
Darvis Patton	USA	2	1	-	-	-	-	-	1	3	24
Adam Gemili	GBR	1	1	-	1	1	-	-	-	2	24
Anier García	CUB	-	2	-	2	-	-	-	-	2	24
Fermin Cacho	ESP	-	2	-	1	1	-	-	1	2	24
Oliver-Sven Buder	GER	-	2	-	1	-	1	1	-	2	24
Darren Campbell	GBR	-	1	2	1	-	-	-	-	3	24
Zersenay Tadesse	ERI	-	1	-	2	-	2	-	1	1	24
Leroy Burrell	USA	2	1	-	-	-	-	-	-	3	23
Andre Cason	USA	2	1	-	-	-	-	-	-	3	23
Rashid Ramzi	BRN	2	1	-	-	-	-	-	-	3	23
Ashton Eaton	USA	2	1	-	-	-	-	-	-	3	23
David Storl	GER	2	1	-	-	-	-	-	-	3	23
Wayde van Niekerk	RSA	2	1	-	-	-	-	-	-	3	23
Tony McQuay	USA	2	1	-	-	-	-	-	-	3	23
Joe Kovacs	USA	2	1	-	-	-	-	-	-	3	23
Wil London	USA	2	1	-	-	-	-	-	-	3	23
Kriss Akabusi	GBR	1	1	1	-	-	-	1	-	3	23
Fred Kerley	USA	1	1	1	-	-	-	1	-	3	23
Marc Raquil	FRA	1	1	-	1	-	1	-	-	2	23
Machel Cedenio	TTO	1	1	-	-	1	-	2	-	2	23
Leslie Djhone	FRA	1	-	-	1	1	1	1	1	1	23
Eduard Hämäläinen	URS/BLR/FIN	-	3	-	-	-	-	1	-	3	23
Brandon Simpson	JAM	-	2	1	-	-	1	-	-	3	23
Damian Warner	CAN	-	1	2	-	1	-	-	-	3	23
Jack Pierce	USA	-	1	1	2	-	-	-	-	2	23
Róbson da Silva	BRA	-	-	-	3	-	2	1	-	0	23
Robert Esmie	CAN	2	-	1	-	-	-	-	-	3	22
Glenroy Gilbert	CAN	2	-	1	-	-	-	-	-	3	22
Billy Konchellah	KEN	2	-	1	-	-	-	-	-	3	22
Mike Powell	USA	2	-	1	-	-	-	-	-	3	22
John Capel	USA	2	-	1	-	-	-	-	-	3	22
Roman Šebrle	CZE	1	2	-	-	-	-	-	-	3	22
Fabrizio Mori	ITA	1	1	-	1	-	-	1	-	2	22
Robert Maćkowiak	POL	1	-	1	-	2	-	-	-	2	22
Winthrop Graham	JAM	-	1	2	-	-	1	-	-	3	22
Samson Kitur	KEN	-	1	1	1	1	-	-	-	2	22
Jimmy Vicaut	FRA	-	1	-	-	2	2	-	1	1	22

Uni

Men's relay placings		1st	2nd	3rd	4th	5th	6th	7th	8th	Top3s	Points	
MEN'S RELAYS ONLY												
Martyn Rooney	GBR	-	1	3	2	-	2	-	-	4	41	Uni
LaShawn Merritt	USA	5	-	-	-	-	-	-	-	5	40	
Usain Bolt	JAM	4	1	-	-	-	-	-	-	5	39	
Danny McFarlane	JAM	-	5	-	-	-	-	1	-	5	37	
Davian Clarke	JAM	-	4	1	-	-	-	-	-	5	34	
Kevin Borlée	BEL	-	-	1	4	1	1	-	-	1	33	Uni
Nesta Carter	JAM	3	1	-	-	-	-	-	-	4	31	
Chris Brown	BAH	1	2	1	-	-	1	-	-	4	31	
Greg Haughton	JAM	-	4	-	-	-	-	1	-	4	30	
Roger Black	GBR	2	1	-	1	-	-	-	-	3	28	
Avard Moncur	BAH	1	2	1	-	-	-	-	-	4	28	
Marlon Devonish	GBR	-	1	3	-	-	-	-	-	4	25	
Carl Lewis	USA	3	-	-	-	-	-	-	-	3	24	
Butch Reynolds	USA	3	-	-	-	-	-	-	-	3	24	
Angelo Taylor	USA	3	-	-	-	-	-	-	-	3	24	
Jeremy Wariner	USA	3	-	-	-	-	-	-	-	3	24	
Marc Burns	TTO	-	3	-	-	-	1	-	-	3	24	
Asafa Powell	JAM	2	1	-	-	-	-	-	-	3	23	
Wil London	USA	2	1	-	-	-	-	-	-	3	23	Uni
Robert Esmie	CAN	2	-	1	-	-	-	-	-	3	22	
Glenroy Gilbert	CAN	2	-	1	-	-	-	-	-	3	22	
Bruny Surin	CAN	2	-	1	-	-	-	-	-	3	22	
Justin Gatlin	USA	1	2	-	-	-	-	-	-	3	22	
Mike Rodgers	USA	1	2	-	-	-	-	-	-	3	22	
Robert Maćkowiak	POL	1	-	1	-	2	-	-	-	2	22	
LEADING WOMEN'S PLACINGS, individual and relay events												
Allyson Felix	USA	12	3	2	-	-	-	-	-	17	129	Uni
Merlene Ottey	JAM	3	4	7	1	-	-	1	-	14	101	
Veronica Campbell/-Brown	JAM	3	7	1	3	-	-	-	-	11	94	
Shelly-Ann Fraser/-Pryce	JAM	9	1	-	1	-	-	-	-	10	84	
Jearl Miles/-Clark	USA	4	3	2	2	1	-	-	-	9	79	
Gail Devers	USA	5	3	-	1	1	1	-	-	8	73	
Gwen Torrence	USA	3	4	1	-	1	-	-	-	8	62	
Sanya Richards/-Ross	USA	5	2	-	-	1	1	-	-	7	61	
Christine Ohuruogu	GBR	2	1	5	-	1	-	-	1	8	58	
Grit Breuer	GER	1	2	3	3	-	-	1	-	6	57	
Novlene Williams/-Mills	JAM	1	4	1	1	-	1	3	-	6	56	
Irina Sergejeva/Privalova	URS/RUS	1	3	2	3	-	-	-	-	6	56	
Christine Arron	FRA	1	1	3	3	-	2	-	-	5	54	
Debbie Ferguson/-McKenzie	BAH	2	1	1	1	2	3	-	-	4	51	
Lorraine Graham	JAM	1	3	3	-	1	-	-	-	7	51	
Kerron Stewart	JAM	2	3	-	-	2	1	1	-	5	50	
Yuliya Pechonkina/Nosova	RUS	2	3	2	-	-	-	-	-	7	49	
Dina Asher-Smith	GBR	1	3	1	2	1	-	-	-	5	49	
Tirunesh Dibaba	ETH	5	1	-	-	-	-	-	-	6	47	
Maria Mutola	MOZ	3	1	1	2	-	-	-	-	5	47	
Heike Daute/Drechsler	GDR/GER	2	2	2	1	-	-	-	-	6	47	
Beverly McDonald	JAM	1	3	2	1	-	-	-	-	6	46	
Gong Lijiao	CHN	2	1	3	-	-	1	-	-	6	44	
Valerie Adams/Vili	NZL	4	1	-	-	1	-	-	-	5	43	
Inger Miller	USA	2	2	-	1	2	-	-	-	4	43	
Eunice Barber	FRA/SLE	2	3	-	1	-	-	-	-	5	42	
Sandie Richards	JAM	1	1	3	1	-	1	-	1	5	42	
Yipsi Moreno	CUB	3	1	-	2	-	-	-	-	4	41	
Carmelita Jeter	USA	2	1	3	-	-	-	-	-	6	41	
Torri Edwards	USA	2	2	-	2	-	-	-	-	4	40	
Nadine Kleinert/-Schmitt	GER	-	4	1	-	-	-	3	-	5	40	
Zhang Wenxiu	CHN	-	2	2	2	1	-	-	-	4	40	
Vivian Cheruiyot	KEN	4	1	-	-	-	-	-	-	5	39	
Liu Hong	CHN	4	1	-	-	-	-	-	-	5	39	
Jackie Joyner/-Kersey	USA	4	-	-	-	1	1	-	-	4	39	
Meseret Defar	ETH	2	1	2	-	1	-	-	-	5	39	
Shericka Williams	JAM	-	5	-	-	1	-	-	-	5	39	
Deon Hemmings	JAM	-	1	3	1	1	1	1	-	4	39	
Shericka Jackson	JAM	2	-	3	-	1	-	-	-	5	38	
Christina Oberföhl	GER	1	2	1	2	-	-	-	-	4	38	
Melanie Paschke	GER	1	-	1	2	2	2	-	-	2	38	

Women's placings		1st	2nd	3rd	4th	5th	6th	7th	8th	Top3s	Points
Chandra Sturup	BAH	1	2	1	1	-	-	2	-	4	37
Anna Chicherova	RUS	1	2=	1	1	-	1	-	-	4	37
Anita Włodarczyk	POL	4	-	-	-	1	-	-	-	4	36
Tatyana Lebedeva	RUS	3	1	-	1	-	-	-	-	4	36
Lashinda Demus	USA	2	2	1	-	-	-	-	-	5	36
Dafne Schippers	NED	2	1	2	-	-	-	-	1	5	36
Lauryn Williams	USA	3	1	-	-	1	-	-	-	4	35
Blanka Vlašić	CRO	2	2	-	-	-	1	1	-	4	35
Caterine Ibargüen	COL	2	1	2	-	-	-	-	-	5	35
Muriel Hurtis	FRA	1	2	2	-	-	-	-	-	5	34
Inga Babakova	URS/UKR	1	1+1=	2	-	-	-	-	-	5	33.5
Brittney Reese	USA	4	-	-	-	-	-	-	1	4	33
Yelena Isinbaeva	RUS	3	-	1	-	-	1	-	-	4	33
Francena McCorory	USA	2	1	1	-	1	-	-	-	4	33
Patricia Girard	FRA	1	1	1	1	1	-	1	1	3	33
Lee McConnell	GBR	-	-	4	-	1	1	1	-	4	33
Franka Dietzsch	GER	3	-	-	1	-	-	1	1	3	32
Yargelis Savigne	CUB	2	1	1	-	-	1	-	-	4	32
Zhanna Pintusevich/-Block	UKR	2	1	-	1	1	-	-	-	3	32
Edna Kiplagat	KEN	2	1	-	1	1	-	-	-	3	32
Sifan Hassan	NED	2	-	2	-	1	-	-	-	4	32
Juliet Cuthbert	JAM	1	2	1	-	-	1	-	1	4	32
Nicoleta Grasu	ROU	-	1	3	-	1	-	1	1	4	32
Mary Onyali	NGR	-	-	-	2	3	2	2	-	-	32
Silke Gladisch/Möller	GDR	3	1	-	-	-	-	-	-	4	31
Tatyana Samolenko/Dorovskikh	URS/UKR	3	1	-	-	-	-	-	-	4	31
Marita Koch	GDR	3	1	-	-	-	-	-	-	4	31
Barbora Špotáková	CZE	3	1	-	-	-	-	-	-	4	31
Zuzana Hejnová	CZE	2	-	-	1	2	-	1	-	2	31
Galina Malchugina	URS/RUS	1	1	1	-	2	-	1	-	3	31
Paula Radcliffe	GBR	1	1	-	2	1	-	1	-	2	31
Nicola Sanders	GBR	-	1	4	-	-	-	-	-	5	31
Marion Jones	USA	3	-	1	-	-	-	-	-	4	30
Caster Semenya	RSA	3	-	1	-	-	-	-	-	4	30
Gabriela Szabo	ROU	3	-	-	1	-	-	-	1	3	30
Phyllis Francis	USA	3	-	-	-	1	-	1	-	3	30
Astrid Kumbernuss	GER	3	-	-	-	-	2	-	-	3	30
Dalilah Muhammad	USA	2	2	-	-	-	-	-	-	4	30
Ana Quirot	CUB	2	1	-	1	-	-	1	-	3	30
Cathy Freeman	AUS	2	-	1	1	-	1	-	-	3	30
Marie-José Pérec	FRA	2	-	-	2	1	-	-	-	2	30
Osleidys Menéndez	CUB	2	-	-	1	1	1	1	-	2	30
Kim Batten	USA	1	1	1	1	1	-	-	-	3	30
Steffi Nerius	GER	1	-	3	-	1	-	-	-	4	30
Stephenie Ann McPherson	JAM	1	-	2	-	1	2	-	-	3	30
Shaunae Miller/-Uibo	BAH	-	2	1	2	-	-	-	-	3	30
Jessica Ennis	GBR	3	-	-	1	-	-	-	-	3	29
Carolina Klüft	SWE	3	-	-	1	-	-	-	-	3	29
Fiona May	ITA	2	1	1	-	-	-	-	-	4	29
Sandra Perković	CRO	2	1	1	-	-	-	-	-	4	29
Almaz Ayana	ETH	2	1	1	-	-	-	-	-	4	29
Chryste Gaines	USA	2	1	-	1	-	-	-	1	3	29
Berhane Adere	ETH	1	2	-	1	-	-	1	-	3	29
Aleen Bailey	JAM	1	1	1	-	1	1	-	1	3	29
Eilidh Doyle	GBR	-	2	1	1	-	1	-	1	3	29
Monika Pyrek	POL	-	1+1=	1	1+1=	-	-	-	-	3	29
Kajsa Bergqvist	SWE	1	-	2	1=	1=	-	1=	-	3	28.1
Sabine Braun	FRG/GER	2	1	-	1	-	-	-	-	3	28
Olga Bryzgina	URS/UKR	2	1	-	1	-	-	-	-	3	28
Huang Zhihong	CHN	2	1	-	1	-	-	-	-	3	28
Katrin Krabbe	GER	2	-	2	-	-	-	-	-	4	28
Fernanda Ribeiro	POR	1	2	1	-	-	-	-	-	4	28
Jenny Simpson	USA	1	2	-	1	-	-	-	1	3	28
Natalya Nazarova	RUS	1	1	-	2	-	1	-	-	2	28
Jarmila Kratochvílová	TCH	2	1	-	-	1	-	-	-	3	27
Sally McLellan/Pearson	AUS	2	1	-	-	1	-	-	-	3	27
Tori Bowie	USA	2	-	1	1	-	-	-	-	3	27
Svetlana Krivelyova	URS/RUS	1	1	2	-	-	-	-	-	4	27
Svetlana Feofanova	RUS	1	1	2	-	-	-	-	-	4	27

Women's placings		1st	2nd	3rd	4th	5th	6th	7th	8th	Top3s	Points	
Pauline Davis	BAH	1	1	-	1	-	1	2	-	2	27	
Natalya Sadova	RUS	-	1	1	1	1	1	1	-	2	27	
Trine Hattestad	NOR	2	-	1	-	1	-	-	-	3	26	
Hellen Obiri	KEN	2	-	1	-	1	-	-	-	3	26	
Faith Kipyegon	KEN	1	2	-	-	1	-	-	-	3	26	
Manuela Machado	POR	1	2	-	-	-	-	2	-	3	26	
Sally Gunnell	GBR	1	1	1	1	-	-	-	-	3	26	
Niurka Montalvo	CUB/ESP	1	1	1	1	-	-	-	-	3	26	
Ana Guevara	MEX	1	-	2	1	-	-	-	1	3	26	
Yarelis Barrios	CUB	-	2	2	-	-	-	-	-	4	26	
Blessing Okagbare	NGR	-	1	1	-	2	1	-	2	2	26	
Anja Rucker	GER	1	1	1	-	1	-	-	-	3	25	
Fabiana Murer	BRA	1	1	-	-	1+1=	1=	-	-	2	25	
Uta Rohländer	GER	1	-	2	1	-	-	-	-	3	25	
Natalya Antyukh	RUS	1	-	1	1	-	2	-	-	2	25	
Olga Saladukha	UKR	1	-	1	-	2	1	-	-	2	25	
Nadine Müller	GER	-	1	1	1	-	2	-	1	2	25	
Juliet Campbell	JAM	-	-	2	2	-	-	1	1	2	25	
Kelly-Ann Baptiste	TTO	-	-	2	-	-	4	-	1	2	25	
Merlene Frazer	JAM	-	1	2+1=	-	-	-	-	-	4	24.5	
Sabine Busch	GDR	3	-	-	-	-	-	-	-	3	24	
Mariya Lasitskene	RUS	3	-	-	-	-	-	-	-	3	24	
Maicel Malone-Wallace	USA	1	2	-	-	-	-	1	-	3	24	
Betty Heidler	GER	1	2	-	-	-	-	1	-	3	24	
Simone Facey	JAM	1	1	1	-	-	1	-	-	3	24	
Elaine Thompson	JAM	1	1	-	1	1	-	-	-	2	24	
Lidia Šimon	ROU	1	-	2	-	1	-	-	-	3	24	
Ginka Zagorcheva	BUL	1	-	1	2	-	-	-	-	2	24	
Mariya Pinigina	URS/KGZ	-	1	2	1	-	-	-	-	3	24	
Meselech Melkamu	ETH	-	1	-	1	3	-	-	-	1	24	
Yarisley Silva	CUB	1	-	1+1=	-	1	-	-	-	3	23.5	
Nezha Bidouane	MAR	2	1	-	-	-	-	-	-	3	23	
Miréla Manjani/Tzelíli	GRE	2	1	-	-	-	-	-	-	3	23	
Marlies Göhr	GDR	2	1	-	-	-	-	-	-	3	23	
Ellina Zvereva	BLR	2	1	-	-	-	-	-	-	3	23	
Catherine Ndereba	KEN	2	1	-	-	-	-	-	-	3	23	
Christina Schwanitz	GER	1	1	1	-	-	-	1	-	3	23	
Carla Sacramento	POR	1	-	1	1	1	-	-	-	2	23	
Ludmila Formanová	CZE	1	-	-	1	2	-	1	-	1	23	
Kelly Holmes	GBR	-	2	1	-	-	1	-	-	3	23	
Murielle Ahoure	CIV	-	2	-	1	1	-	-	-	2	23	
Wang Zheng	CHN	-	1	2	-	1	-	-	-	3	23	
Anna Jesień	POL	-	-	1	2	1	1	-	-	1	23	
Silke Knoll	GER	-	-	1	1	3	-	-	-	1	23	
Hassiba Boulmerka	ALG	2	-	1	-	-	-	-	-	3	22	
Ludmila Engquist	URS/SWE	2	-	1	-	-	-	-	-	3	22	
Tianna Bartoletta	USA	2	-	1	-	-	-	-	-	3	22	
Janet Jepkosgei	KEN	1	2	-	-	-	-	-	-	3	22	
Milcah Chemos	KEN	1	2	-	-	-	-	-	-	3	22	
Sylviane Félix	FRA	1	1	1	-	-	-	-	1	3	22	
Savatheda Fynes	BAH	1	-	1	1	-	1	-	-	2	22	
Marion Wagner	GER	1	-	1	-	2	-	-	-	2	22	
Lyubov Gurina	URS/RUS	-	2	1	-	-	-	1	-	3	22	
Katerína Thánou	GRE	-	1	2	-	-	1	-	-	3	22	
Letitia Vriesde	SUR	-	1	1	1	1	-	-	-	2	22	
Olesya Zykina	RUS	-	1	1	-	-	3	-	-	2	22	
Michelle Carter	USA	-	-	2	1	1	-	-	1	2	22	
WOMEN'S RELAYS ONLY												
Allyson Felix	USA	8	2	-	-	-	-	-	-	10	78	Uni
Jearl Miles/-Clark	USA	3	3	-	1	-	-	-	-	6	50	
Sanya Richards-Ross	USA	4	1	-	-	-	-	-	-	5	39	
Shelly-Ann Fraser-Pryce	JAM	4	1	-	-	-	-	-	-	5	39	
Grit Breuer	GER	1	1	3	1	-	-	-	-	5	38	
Christine Ohuruogu	GBR	-	1	5	-	-	-	-	-	6	37	
Novlene Williams	JAM	1	4	-	-	-	-	-	-	5	36	
Beverly McDonald	JAM	1	2	2	-	-	-	-	-	5	34	
Lorraine Graham	JAM	1	1	2	-	1	-	-	-	4	31	
Lee McConnell	GBR	-	-	4	-	1	1	-	-	4	31	

Women's relay placings		1st	2nd	3rd	4th	5th	6th	7th	8th	Top3s	Points
Kerron Stewart	JAM	2	2	-	-	-	-	-	-	4	30
Patricia Girard	FRA	1	1	1	1	1	-	-	-	3	30
Veronica Campbell-Brown	JAM	1	3	-	-	-	-	-	-	4	29
Juliet Cuthbert	JAM	1	2	1	-	-	-	-	-	4	28
Muriel Hurtis	FRA	1	2	1	-	-	-	-	-	4	28
Sandie Richards	JAM	1	-	2	1	-	1	-	-	3	28
Shericka Williams	JAM	-	4	-	-	-	-	-	-	4	28
Merlene Ottey	JAM	1	1	2	-	-	-	-	-	4	27
Melanie Paschke	GER	1	-	1	1	2	-	-	-	2	27
Christine Arron	FRA	1	1	1	1	-	-	-	-	3	26
Uta Rohländer	GER	1	-	2	1	-	-	-	-	3	25
Dina Asher-Smith	GBR	-	2	1	1	-	-	-	-	3	25
Nicola Sanders	GBR	-	-	4	-	-	-	-	-	4	24
Chryste Gaines	USA	2	1	-	-	-	-	-	-	3	23
Gwen Torrence	USA	2	1	-	-	-	-	-	-	3	23
Francena McCorory	USA	2	1	-	-	-	-	-	-	3	23
Debbie Ferguson	BAH	1	1	-	1	-	1	-	-	2	23
Shericka Jackson	JAM	2	-	1	-	-	-	-	-	3	22
Maicel Wallace	USA	1	2	-	-	-	-	-	-	3	22
Irina Privalova	URS/RUS	1	2	-	-	-	-	-	-	3	22
Marion Wagner	GER	1	-	1	-	2	-	-	-	2	22

UNIVERSAL RELAY ONLY

Michael Cherry	USA	1	-	-	-	-	-	-	-	1	8
Allyson Felix ♀	USA	1	-	-	-	-	-	-	-	1	8
Wil London	USA	1	-	-	-	-	-	-	-	1	8
Courtney Okolo ♀	USA	1	-	-	-	-	-	-	-	1	8
Nathon Allen	JAM	-	1	-	-	-	-	-	-	1	7
Javon Francis	JAM	-	1	-	-	-	-	-	-	1	7
Tiffany James ♀	JAM	-	1	-	-	-	-	-	-	1	7
Roneisha McGregor ♀	JAM	-	1	-	-	-	-	-	-	1	7
Abbas Abubaker	BRN	-	-	1	-	-	-	-	-	1	6
Salwa Eid Nasser ♀	BRN	-	-	1	-	-	-	-	-	1	6
Moussa Ali Issa	BRN	-	-	1	-	-	-	-	-	1	6
Aminat Yusuf Jamal ♀	BRN	-	-	1	-	-	-	-	-	1	6
Zoey Clark ♀	GBR	-	-	-	1	-	-	-	-	0	5
Emily Diamond ♀	GBR	-	-	-	1	-	-	-	-	0	5
Martyn Rooney	GBR	-	-	-	1	-	-	-	-	0	5
Rabah Yousif	GBR	-	-	-	1	-	-	-	-	0	5
Iga Baumgart-Witan ♀	POL	-	-	-	-	1	-	-	-	0	4
Rafał Omelko	POL	-	-	-	-	1	-	-	-	0	4
Wiktor Suwara	POL	-	-	-	-	1	-	-	-	0	4
Justyna Święty-Ersetic ♀	POL	-	-	-	-	1	-	-	-	0	4
Dylan Borlée	BEL	-	-	-	-	-	1	-	-	0	3
Kevin Borlée	BEL	-	-	-	-	-	1	-	-	0	3
Hanne Claes ♀	BEL	-	-	-	-	-	1	-	-	0	3
Camille Laus ♀	BEL	-	-	-	-	-	1	-	-	0	3
Jisna Mathew ♀	IND	-	-	-	-	-	-	1	-	0	2
Noah Nirmal Tom	IND	-	-	-	-	-	-	1	-	0	2
VK Vismaya ♀	IND	-	-	-	-	-	-	1	-	0	2
Mohammad Anas Yahia	IND	-	-	-	-	-	-	1	-	0	2
Lucas Carvalho	BRA	-	-	-	-	-	-	-	1	0	1
Geisa Coutinho ♀	BRA	-	-	-	-	-	-	-	1	0	1
Tiffani Marinho ♀	BRA	-	-	-	-	-	-	-	1	0	1
Alexander Ruso	BRA	-	-	-	-	-	-	-	1	0	1



EVENT	MARK	NAME	COUNTRY	DATE	RECORD
-------	------	------	---------	------	--------

WORLD, CONTINENTAL & COMMONWEALTH RECORDS SET AT WORLD ATHLETICS CHAMPIONSHIPS

Key: AFR = African; ASI = Asian; CAC = Central American & Caribbean; Com = Commonwealth; EUR = European;
NAM = North American; OCE = Oceanian; SAM = South American; W = World; Wu20 = World under-20

Malmö 1976 (no world records)

Sittard 1980 (no world records)

Women

400 Metres Hurdles	56.16	Esther Mahr	USA	15 Aug	NAM
--------------------	-------	-------------	-----	--------	-----

Helsinki 1983 (2 world records)

Men

Pole Vault	5.50	Tom Hintnaus	BRA	14 Aug	SAM
20 Kilometres Walk	1:22:04	Guillaume LeBlanc	CAN	7 Aug	NAM
4 x 100 Metres Relay	37.86	United States		10 Aug	W
4 x 400 Metres Relay	3:04.46	Brazil		13 Aug	SAM

Women

400 Metres	47.99	Jarmila Kratochvílová	TCH	10 Aug	W
	50.06	Marita Payne	CAN	10 Aug	NAM, Com
3000 Metres	8:37.06	Wendy Sly	GBR/ENG	10 Aug	Com
100 Metres Hurdles	12.91	Shirley Strong	GBR/ENG	13 Aug	Com
Long Jump	6.90	Beverly Kinch	GBR/ENG	14 Aug	Com
4 x 100 Metres Relay	42.73	Jamaica		10 Aug	CAC

Rome 1987 (2 world records)

Men

400 Metres	44.33	Thomas Schönlebe	GDR	3 Sep	EUR
400 Metres Hurdles	47.48	Harald Schmid	FRG	1 Sep	EUR
Triple Jump	17.92	Khristo Markov	BUL	31 Aug	EUR
4 x 100 Metres Relay	38.02	USSR		6 Sep	EUR
	39.05	PR of China		5 Sep	ASI
4 x 400 Metres Relay	2:58.86	Great Britain & NI	ENG	6 Sep	EUR, Com
	2:59.16	Cuba		6 Sep	CAC

The following world record mark was later annulled by the World Athletics Council:

100 Metres	9.83	Ben Johnson	CAN	30 Aug	W, NAM
------------	------	-------------	-----	--------	--------

Effectively a world record once Johnson's 9.83 was disqualified (because of a doping violation), but never formally ratified by World Athletics

100 Metres	9.93	Carl Lewis	USA	30 Aug	W, NAM
------------	------	------------	-----	--------	--------

Women

800 Metres	1:55.84	Ana Quirot	CUB	31 Aug	CAC
3000 Metres	8:50.68	Wang Xiuting	CHN	29 Aug	ASI
10,000 Metres	31:19.82	Liz Lynch	GBR	4 Sep	Com
400 Metres Hurdles	54.38	Sandra Farmer	JAM	3 Sep	CAC
High Jump	2.09	Stefka Kostadinova	BUL	30 Aug	W
Heptathlon	6211	Zhu Yuqing	CHN	1 Sep	ASI
4 x 400 Metres Relay	3:30.91	Brazil		5 Sep	SAM
	3:31.55	India		5 Sep	ASI

Tokyo 1991 (3 world records)

Men

100 Metres	10.02	Frank Fredericks	NAM	25 Aug	AFR
	9.86	Carl Lewis	USA	25 Aug	W
	9.92	Linford Christie	GBR/ENG	25 Aug	EUR, Com
	9.96	Ray Stewart	JAM	25 Aug	CAC
	9.95	Frank Fredericks	NAM	25 Aug	AFR
200 Metres	20.30	Olapade Adeniken	NGR	26 Aug	AFR
400 Metres Hurdles	47.74	Winthrop Graham	JAM	27 Aug	CAC
High Jump	2.36	Dalton Grant	GBR/ENG	1 Sep	Com
Long Jump	8.95	Mike Powell	USA	30 Aug	W
Decathlon	8812	Dan O'Brien	USA	30 Aug	NAM
20 Kilometres Walk	1:21:15	Li Mingcai	CHN	24 Aug	ASI
4 x 100 Metres Relay	38.44	Nigeria		31 Aug	AFR
	37.50	United States		1 Sep	W


EVENT	MARK	NAME	COUNTRY	DATE	RECORD
4 x 400 Metres Relay	3:01.26	Japan		31 Aug	ASI
	2:57.53	Great Britain & NI	ENG	1 Sep	EUR, Com
Women					
400 Metres	49.42	Grit Breuer	GER	27 Aug	Wu20
800 Metres	1:57.63	Maria Mutola	MOZ	26 Aug	Wu20, AFR
	1:58.25	Letitia Vriesde	SUR	26 Aug	SAM
1500 Metres	4:05.67	Letitia Vriesde	SUR	31 Aug	SAM
3000 Metres	8:39.41	Susan Sirma	KEN	26 Aug	AFR
10,000 Metres	32:36.44	Carmen de Oliveira	BRA	27 Aug	SAM
400 Metres Hurdles	53.16	Sally Gunnell	GBR/ENG	29 Aug	Com
Long Jump	6.68	Christy Opara-Thompson	NGR	24 Aug	AFR
Discus Throw	66.06	Daniela Costian	AUS	31 Aug	OCE
Heptathlon	6392	Yasmina Azzizi	ALG	27 Aug	AFR
4 x 100 Metres Relay	42.63	Jamaica		31 Aug	CAC
	42.72	Nigeria		31 Aug	AFR
	41.94	Jamaica		1 Sep	CAC, Com
4 x 400 Metres Relay	3:26.29	Nigeria		31 Aug	AFR
	3:24.45	Nigeria		1 Sep	AFR
Stuttgart 1993 (5 world records)					
Men					
100 Metres	9.87	Linford Christie	GBR/ENG	15 Aug	EUR, Com
200 Metres	19.85	Frank Fredericks	NAM	20 Aug	AFR, Com
110m Hurdles	12.91	Colin Jackson	GBR	20 Aug	W
	13.19	Emilio Valle	CUB	19 Aug	CAC
	13.48	Kyle Vander-Kuyp	AUS	19 Aug	OCE
5000 Metres	13:02.75	Ismael Kirui	KEN	16 Aug	Wu20
Pole Vault	5.90	Grigoriy Yegorov	KAZ	19 Aug	ASI
Hammer Throw	81.64	Andrey Abduvaliyev	TJK	15 Aug	ASI
4 x 100 Metres Relay	37.40	United States		21 Aug	=W
	37.77	Great Britain & NI		22 Aug	EUR
	37.83	Canada		22 Aug	Com
	38.46	Australia		21 Aug	OCE
4 x 400 Metres Relay	2:54.29	United States		22 Aug	W
Women					
100 Metres	10.97	Mary Onyali	NGR	16 Aug	AFR
800 Metres	1:55.43	Maria Mutola	MOZ	17 Aug	AFR
3000 Metres	8:29.25	Zhang Linli	CHN	16 Aug	ASI
10,000 Metres	31:47.76	Carmen de Oliveira	BRA	21 Aug	SAM
	30:49.30	Wang Junxia	CHN	21 Aug	ASI
100 Metres Hurdles	12.46	Gail Devers	USA	20 Aug	NAM
	12.73	Aliuska López	CUB	20 Aug	CAC
400 Metres Hurdles	52.74	Sally Gunnell	GBR	19 Aug	W
	52.79	Sandra Farmer-Patrick	USA	19 Aug	NAM
	54.12	Deon Hemmings	JAM	17 Aug	CAC
Triple Jump	15.09	Anna Biryukova	RUS	21 Aug	W
4 x 100 Metres Relay	41.49	United States		22 Aug	NAM
	41.94	Jamaica		22 Aug	=CAC
	31:15.38	Sally Barsosio	KEN	21 Aug	
<i>The following world junior best could not be ratified as a record by World Athletics because no doping control was performed</i>					
Gothenburg 1995 (4 world records)					
Men					
3000 Metres Steeplechase	8:12.95	Saad Al-Asmari	KSA	11 Aug	ASI
110m Hurdles	13.29	Kyle Vander-Kuyp	AUS	11 Aug	OCE
400 Metres Hurdles	48.37	Kazuhiro Yamazaki	JPN	7 Aug	ASI
Triple Jump	18.16	Jonathan Edwards	GBR	7 Aug	W
	18.29	Edwards		7 Aug	W
4 x 100 Metres Relay	38.85	Brazil		12 Aug	SAM
	38.28	Australia		12 Aug	OCE
	38.17	Australia		12 Aug	OCE
	38.48	Brazil		12 Aug	SAM
	38.67	Japan		12 Aug	ASI
4 x 400 Metres Relay	2:58.29	Jamaica		12 Aug	CAC
Women					
800 Metres	1:56.68	Letitia Vriesde	SUR	13 Aug	SAM
5000 Metres	15:02.45	Rose Cheruiyot	KEN	12 Aug	WJR

EVENT	MARK	NAME	COUNTRY	DATE	RECORD
400 Metres Hurdles	52.61	Kim Batten	USA	11 Aug	W
	53.48	Deon Hemmings	JAM	11 Aug	CAC
Triple Jump	15.50	Inessa Kravets	UKR	10 Aug	W
10 Kilometres Walk	44:17	Michelle Rohl	USA	7 Aug	NAM
	45:04	Miriam Ramón	ECU	7 Aug	SAM
4 x 100 Metres Relay	43.42	Colombia		12 Aug	SAM
Athens 1997 (no world records)					
Men					
100 Metres	9.87	Ato Boldon	TRI	2 Aug	CAC
Triple Jump	17.85	Yoelbi Quesada	CUB	8 Aug	CAC
Javelin Throw	88.40	Marius Corbett	RSA	5 Aug	AFR
	83.56	Emeterio González	CUB	5 Aug	CAC
Decathlon	8445	Ramil Ganiyev	UZB	6 Aug	ASI
4 x 100 Metres Relay	38.31	Brazil		9 Aug	SAM
	38.44	Japan		9 Aug	ASI
	37.94	Nigeria		9 Aug	AFR
	38.17	Brazil		9 Aug	SAM
	38.31	Japan		9 Aug	ASI
4 x 400 Metres Relay	2:56.75	Jamaica		10 Aug	CAC
Women					
200 Metres	22.44	Susanthika Jayasinghe	SRI	6 Aug	ASI
	22.44	Li Xuemei	CHN	6 Aug	ASI
	22.33	Susanthika Jayasinghe	SRI	7 Aug	ASI
10,000 Metres	31:32.92	Sally Barsosio	KEN	5 Aug	Wu20
100 Metres Hurdles	12.53	Michelle Freeman	JAM	9 Aug	CAC
	12.52	Michelle Freeman	JAM	10 Aug	CAC
400 Metres Hurdles	53.48	Nezha Bidouane	MAR	6 Aug	AFR
	52.97	Nezha Bidouane	MAR	8 Aug	AFR
High Jump	1.92	Solange Witteveen	ARG	8 Aug	SAM
10,000 Metres Walk	44:51.81	Graciela Mendoza	MEX	4 Aug	CAC
4 x 100 Metres Relay	41.47	United States		10 Aug	NAM
	42.92	PR of China		10 Aug	ASI
	3:21.30	Jamaica		10 Aug	CAC, Com
Seville 1999 (2 world records)					
Men					
100 Metres	9.84	Bruny Surin	CAN	22 Aug	Com
400 Metres	43.18	Michael Johnson	USA	26 Aug	W
	44.37	Sanderlei Parrela	BRA	24 Aug	SAM
	44.29	Sanderlei Parrela	BRA	26 Aug	SAM
1500 Metres	3:28.73	Noah Ngeny	KEN	24 Aug	Com
110 Metres Hurdles	13.07	Anier García	CUB	25 Aug	CAC
Long Jump	8.35	Jai Taurima	AUS	28 Aug	OCE
Javelin Throw	84.32	Emeterio González	CUB	29 Aug	CAC
4 x 100 Metres Relay	37.73	Great Britain & NI		29 Aug	EUR
	38.05	Brazil		29 Aug	SAM
Women					
10,000 Metres	30:24.56	Gete Wami	ETH	26 Aug	AFR
	30:27.13	Paula Radcliffe	GBR/ENG	26 Aug	Com
100 Metres Hurdles	12.37	Gail Devers	USA	28 Aug	NAM
	12.44	Glory Alozie	NGR	28 Aug	AFR, Com
400 Metres Hurdles	52.89	Nezha Bidouane	MAR	25 Aug	AFR
Pole Vault	4.55	Anzhela Balakhonova	UKR	21 Aug	EUR
	4.55	Stacy Dragila	USA	21 Aug	NAM
	4.60	Stacy Dragila	USA	21 Aug	W
Javelin Throw	61.39	Wei Jianhua	CHN	26 Aug	ASI
	62.27	Wei Jianhua	CHN	28 Aug	ASI
	62.67	Wei Jianhua	CHN	28 Aug	ASI
4 x 100 Metres Relay	41.92	Bahamas		29 Aug	CAC, Com
Edmonton 2001 (no world records)					
Men					
Pole Vault	6.05	Dmitri Markov	AUS	9 Aug	OCE, Com
Women					
Pole Vault	4.45	Gao Shuying	CHN	6 Aug	ASI
	4.50	Gao Shuying	CHN	6 Aug	ASI

EVENT	MARK	NAME	COUNTRY	DATE	RECORD
	4.70	Svetlana Feofanova	RUS	6 Aug	EUR
	4.75	Svetlana Feofanova	RUS	6 Aug	EUR
Hammer Throw	68.87	Bronwyn Eagles	AUS	7 Aug	OCE, Com
	70.65	Yipsi Moreno	CUB	7 Aug	CAC
4 x 400 Metres Relay	3:20.65	Jamaica		12 Aug	CAC, Com
Paris 2003 (2 world records)					
Men					
100 Metres	10.01	Darrel Brown	TRI	24 Aug	Wu20
10,000 Metres	27:18.28	Abdullah Ahmad Hassan	QAT	24 Aug	ASI
20 Kilometres Walk	1:17:21	Jefferson Pérez	ECU	23 Aug	W
50 Kilometres Walk	3:36:03	Robert Korzeniowski	POL	27 Aug	W
Women					
400 Metres	48.89	Ana Guevava	MEX	27 Aug	CAC
10,000 Metres	30:04.18	Berhane Adere	ETH	23 Aug	AFR
	30:31.55	Xing Huina	CHN	23 Aug	Wu20
	30:37.68	Benita Johnson	AUS	23 Aug	OCE
High Jump	2.06	Hestrie Cloete	RSA	31 Aug	AFR, Com
Triple Jump	15.05	Françoise Mbango	CMR	26 Aug	AFR
20 Kilometres Walk	1:33:42	Geovana Irusta	BOL	24 Aug	SAM
Helsinki 2005 (3 world records)					
Men					
Decathlon	8023	Hamdi Dhouibi	TUN	10 Aug	AFR
10 Kilometres Walk	39:32	Eder Sánchez	MEX	6 Aug	Wu20 Best
Women					
3000m Steeplechase	9:33.30	Korene Hinds	JAM	8 Aug	CAC
	9:41.21	Minoru Hayakari	JPN	6 Aug	ASI
Pole Vault	5.01	Yelena Isinbaeva	RUS	12 Aug	W
Shot Put	19.87	Valerie Vili	NZL	12 Aug	OCE, Com
Javelin Throw	71.70	Osleidys Menéndez	CUB	14 Aug	W
	70.03	Christina Obergföll	GER	14 Aug	EUR
20 Kilometres Walk	1:25:41	Olimpiada Ivanova	RUS	7 Aug	W
4 x 400 Metres Relay	3:26.82	Brazil		13 Aug	SAM
Osaka 2007 (no world records)					
Men					
Long Jump	8.57	Irving Saladino	PAN	30 Aug	CAC
Decathlon	8644	Maurice Smith	JAM	1 Sep	CAC
4 x 100 Metres Relay	38.02	Jamaica		31 Aug	ASI
	38.21	Japan		31 Aug	ASI
	37.89	Jamaica		1 Sep	CAC
	38.03	Japan		1 Sep	ASI
Women					
3000 Metres SC	9:25.25	Ruth Bisibori	KEN	27 Aug	Wu20
Shot Put	20.54	Valerie Vili	NZL	26 Aug	OCE, Com
Heptathlon	7032	Carolina Klüft	SWE	25 Aug	EUR
4 x 400 Metres Relay	3:19.73	Jamaica		2 Sep	CAC, Com
Berlin 2009 (3 world records)					
Men					
100 Metres	9.58	Usain Bolt	JAM	16 Aug	W
	9.71	Tyson Gay	USA	16 Aug	NAM
200 Metres	19.19	Usain Bolt	JAM	20 Aug	W
	19.81	Alonso Edward	PAN	20 Aug	SAM
3000m Steeplechase	8:01.18	Bouabdellah Tahri	FRA	18 Aug	EUR
Decathlon	8171	Larbi Bouraada	ALG	20 Aug	AFR
<i>Effectively a world record once Jamaica's 2008 37.10 was disqualified (because of a doping violation by Nesta Carter), but never formally ratified by World Athletics</i>					
4 x 100 Metres Relay	37.31	Jamaica		22 Aug	W

EVENT	MARK	NAME	COUNTRY	DATE	RECORD
(2009)					
Women					
100 Metres	10.73	Shelly-Ann Fraser	JAM	17 Aug	CAC, Com
3000m Steeplechase	9:12.50	Jenny Barringer	USA	17 Aug	NAM
400m Hurdles	52.42	Melaine Walker	JAM	20 Aug	CAC, Com
Hammer Throw	77.96	Anita Włodarczyk	POL	22 Aug	W
Daegu 2011 (1 world record)					
Men					
4 x 100 Metres Relay	37.04	Jamaica		4 Sep	W
Pole Vault	5.85	Lázaro Borges	CUB	29 Aug	CAC
	5.90	Lázaro Borges	CUB	29 Aug	CAC
50 Kilometres Walk	3:49:32	Andrés Chocho	ECU	3 Sep	SAM
Women					
100 Metres Hurdles	12.36	Sally Pearson	AUS	3 Sep	OCE, Com
100 Metres Hurdles	12.28	Sally Pearson	AUS	3 Sep	OCE, Com
400 Metres Hurdles	52.47	Lashinda Demus	USA	1 Sep	NAM
Pole Vault	4.70	Yarisley Silva	CUB	30 Aug	CAC
	4.85	Fabiana Murer	BRA	30 Aug	SAM
Shot Put	21.24	Valerie Adams	NZL	29 Aug	OCE, Com
Javelin Throw	68.38	Sunette Viljoen	RSA	2 Sep	AFR
4 x 100 Metres Relay	42.92	Brazil		4 Sep	SAM
	41.70	Jamaica		4 Sep	CAC, Com
4 x 400 Metres Relay	3:18.71	Jamaica		3 Sep	CAC, Com
Moscow 2013 (no world records)					
Men					
Decathlon	8343	Willem Coertzen	RSA	11 Aug	AFR
Women					
4 x 100 Metres Relay	42.29	Brazil		18 Aug	SAM
	41.29	Jamaica		18 Aug	CAC, Com
Beijing 2015 (1 world record)					
Men					
400 Metres	43.93	Youssef Masrahi	KSA	23 Aug	ASI
	43.48	Wayde van Niekerk	RSA	26 Aug	AFR, Com
Triple Jump	18.21	Christian Taylor	USA	27 Aug	NAM
Shot Put	21.69	O'Dayne Richards	JAM	23 Aug	CAC
	21.58	Tom Walsh	NZL	23 Aug	OCE
Javelin Throw	92.60	Julius Yego	KEN	26 Aug	AFR, Com
Decathlon	9045	Ashton Eaton	RSA	29 Aug	W, NAM
	8461	Larbi Bouraada	ALG	29 Aug	AFR
20 Kilometres Walk	1:19:57	Benjamin Thorne	CAN	23 Aug	NAM
50 Kilometres Walk	3:46:00	Andrés Chocho	ECU	29 Aug	SAM
4 x 100 Metres Relay	37.92	PR of China		29 Aug	ASI
Women					
200 Metres	21.63	Dafne Schippers	NED	28 Aug	EUR
Pole Vault	4.85	Fabiana Murer	BRA	26 Aug	SAM
Javelin Throw	66.13	Lu Huihui	CHN	30 Aug	ASI
London 2017 (1 world record)					
Men					
4 x 100 Metres Relay	37.47	Great Britain & NI		12 Aug	EUR
Women					
100 Metres	10.91	Rosângela Santos	BRA	6 Aug	SAM
3000m Steeplechase	9:35.78	Belén Casetta	ARG	9 Aug	SAM
	9:02.58	Emma Coburn	USA	11 Aug	NAM
	9:25.99	Belén Casetta	ARG	11 Aug	SAM
Discus Throw	69.64	Dani Stevens	AUS	13 Aug	OCE, Com
Javelin Throw	67.59	Lu Huihui	CHN	6 Aug	ASI
Heptathlon	6594	Yorgelis Rodríguez	CUB	6 Aug	CAC
20 Kilometres Walk	1:26:59	Erica de Sena	BRA	13 Aug	SAM
50 Kilometres Walk	4:05:56	Inês Henriques	POR	13 Aug	W, EUR
	4:08:58	Yin Hang	CHN	13 Aug	ASI
	4:21:51	Katie Burnett	USA	13 Aug	NAM

EVENT	MARK	NAME	COUNTRY	DATE	RECORD
Doha 2019 (3 world records)					
Men					
400 Metres	43.48	Steven Gardiner	BAH	4 Oct	CAC
800 Metres	1:42.34	Donavan Brazier	USA	1 Oct	NAM
Long Jump	8.69	Tajay Gayle	JPN	28 Sep	Com
Triple Jump	17.56	Hugues Fabrice Zango	BUR	29 Sep	AFR
	17.66	Hugues Fabrice Zango	BUR	29 Sep	AFR
Shot Put	22.90	Tom Walsh	NZL	5 Oct	OCE, Com
4 x 100 Metres Relay	37.90	Brazil		4 Oct	SAM
	37.65	South Africa		4 Oct	AFR
	37.10	United States		5 Oct	NAM
	37.36	Great Britain & NI		5 Oct	EUR
	37.43	Japan		5 Oct	ASI
	37.72	Brazil		5 Oct	SAM
Women					
400 Metres	48.14	Salwa Eid Naser	BRN	3 Oct	ASI
	48.37	Shaunae Miller-Uibo	BAH	3 Oct	CAC, Com
1500 Metres	3:51.95	Sifan Hassan	NED	5 Oct	EUR
	3:54.22	Faith Kipyegon	KEN	5 Oct	Com
	3:54.99	Shelby Houlihan	USA	5 Oct	NAM
400 Metres Hurdles	52.16	Dalilah Muhammad	USA	4 Oct	W, NAM
High Jump	2.04	Yaroslava Mahuchikh	UKR	30 Sep	Wu20
Heptathlon	6981	Katarina Johnson-Thompson	GBR/ENG	4 Oct	Com
Universal					
4 x 400 Metres Relay	3:12.42	United States		28 Sep	W, NAM
	3:12.73	Jamaica		28 Sep	CAC, Com
	3:12.74	Bahrain		28 Sep	ASI
	3:12.80	Great Britain & NI		28 Sep	EUR
	3:16.12	Brazil		28 Sep	SAM
	3:09.34	United States		29 Sep	W, NAM
	3:11.78	Jamaica		29 Sep	CAC, Com
	3:11.82	Bahrain		29 Sep	ASI
	3:12.27	Great Britain & NI		29 Sep	EUR



DOPING VIOLATIONS AT WORLD ATHLETICS CHAMPIONSHIPS

Here are listed all athletes who have had their World Athletics Championship performances annulled due to doping violations, committed by them at or before the championships, admissions included. The editor's interpretation of the rules in force is that up to the end of 2005, only marks made on or after the date of the positive sample are disqualified. From 2006, all performances by guilty athletes at a championships (before or after the day of the positive test) are declared invalid. Performances before 2006 which were allowed to stand under what were World Athletics rules 59.4 then 39.1 are shown in italics below. Those names shown in bold have been confirmed as doping offenders since July 31, 2019, when this list was published in the last statistics handbook, for Doha 2019.

As at May 31, 2022

YEAR	NAME	COUNTRY	EVENT	PLACE	MARK	PRELIMINARIES
Malmö 1976						
None						
Sittard 1980 (1 violator)						
Women (1)	Rosa Colorado	ESP	400mH	1rB	57.51	<i>3h3/58.79, 5s2/57.47</i>
Helsinki 1983						
None, though it should be remembered that Ben Johnson (CAN) and Diane Williams (USA) admitted to doping violations at the time of these championships						
Rome 1987 (3)						
Men (1)	Ben Johnson	CAN	100m	gold	9.83	1h5/10.24, 2q4/10.14, 1s1/10.15
	Johnson		4x100mR	4	38.47	1h3/38.76, 2s1/38.50
Women (2)	Angella Issajenko	CAN	100m	5	11.09	2h6/11.42, 1q2/10.99, 3s1/10.99w
	Issajenko		4x100mR	6	43.26	2h1/43.30
	Sandra Gasser	SUI	1500m	bronze	3:59.06	<i>2h2/4:05.48</i>
Tokyo 1991 (3)						
Men (1)	Georg Andersen	NOR	SP	silver	20.81	1qB/20.41
Women (2)	Irina Slyusar	URS	100m	6s1	11.42	2h1/11.32, 3q1/11.30
	Delisa Floyd	USA	800m	8s2	2:01.32	<i>1h4/2:00.05</i>
Stuttgart 1993 (4)						
Men (3)	Romas Ubartas	LTU	DT	4	65.24	<i>1qA/65.92</i>
	Mike Stulce	USA	SP	bronze	20.94	<i>2qB/20.53</i>
	Dmitriy Polyunin	UZB	JT	bronze	83.38	<i>3qA/81.04</i>
Women (1)	Liliya Nurutdinova	RUS	800m	7	3:19.18	<i>2h3/2:00.85, 4s1/1:59.17</i>
Gothenburg 1995 (None)						
Athens 1997 (7)						
Men (4)	Daniel Plaza	ESP	20kmW	10	1:23:53	
	Pascal Maran	FRA	400mH	5h6	50.82	
	Aleksandr Bagach	UKR	SP	gold	21.47	2qA/20.56
	Antonio Pettigrew	USA	400m	7	44.57	1h7/45.67, 1q1/44.88, 4s1/44.87
	Pettigrew		4x400mR	gold	2:56.47	1h3/2:59.78
Women (3)	Oksana Zelinskaya	KAZ	TJ	15qA	13.39	
	Olimpiada Ivanova	RUS	10,000mW	silver	43:07.63	<i>1h2/44:31.98</i>
	Lyubov Tsyoma	RUS	800m	dnf/s2	-	<i>3h3/2:01.87</i>
Seville 1999 (7)						
Men (6)	Innocent Asonze	NGR	100m	4q3	10.18	3h5/10.47
	Asonze		4x100mR	bronze	37.91	
	Davidson Ezinwa	NGR	100m	7s2	10.40	<i>1h7/10.22, 3q1/10.23</i>
	German Skurygin	RUS	50kmW	gold	3:44:23	
	Mohamed Ibrahim Aden	SOM	1500m	6s1	3:38.57	<i>7h3/3:38.10</i>
	Antonio Pettigrew	USA	400m	5	44.54	2h3/45.56, 2q1/45.22, 2s2/44.98
	Pettigrew		4x400mR	gold	2:56.45	
	Jerome Young	USA	400m	4	44.36	1h5/45.22, 1q3/44.94, 1s2/44.55
Women (1)	Hannah Cooper	LBR	4x400mR	6h2	3:55.30	

YEAR	NAME	COUNTRY	EVENT	PLACE	MARK	PRELIMINARIES	
Edmonton 2001 (17)							
Men (9)	Ali Saïdi-Sief	ALG	5000m	silver	13:02.16	1h1/13:28.58	
	Andrei Mikhnevich	BLR	SP	10	20.42	7qB/20.31	
	Javier Sotomayor	CUB	HJ	4	2.33	1qB/2.27	
	Christophe Cheval	FRA	200m	7q4	20.75	1h2/20.62	
	Cheval		4x100mR	6s1	38.89		
	Roberto Barbi	ITA	Marathon	60	2:35:55		
	Ramon Clay	USA	200m	8q3	23.58	2h5/20.43	
	Tim Montgomery	USA	100m	silver	9.85	1h10/10.38, 1q1/9.92w, 2s2/10.07	
	Montgomery		4x100mR	gold	37.96	1s2/38.60	
	Antonio Pettigrew	USA	400m	4	44.99	1h4/45.74, 2s1/45.00	
	Pettigrew		4x400mR	gold	2:57.54		
	Jerome Young	USA	400	4s3	45.43	4h3/45.57	
	Young		4x400mR	1h1	3:00.07		
Women (8)	Natalya Sologub	BLR	400m	5s1	51.43	4h1/51.78	
	Venolyn Clarke	CAN	100m	8q2	11.68	4h8/11.48	
	Ana Mirela Termure	ROU	JT	10qA	52.65		
	Marion Jones	USA	100m	silver	10.85	1h6/10.93, 1q1/10.97, 2s1/10.95	
	Jones		200m	gold	22.39	1h3/22.70, 1s1/22.40	
	Jones		4x100mR	gold	41.71		
	Svetlana Laukhova	RUS	100mH	7s2	13.03	5h2/13.00	
	Yekaterina Leshchova	RUS	200m	6h3	24.06		
	Natalya Sadova	RUS	DT	gold	68.57	1qA/64.43	
	Kelli White	USA	100m	7	11.15	1h1/11.36, 2q4/11.11, 3s2/11.19	
	White		200m	bronze	22.56	1h2/22.65, 2s3/22.54	
	White		4x100mR	gold	41.71		
	Paris 2003 (11)						
	Men (7)	Fouad Chouki	FRA	1500m	8	3:34.05	6h3/3:41.67, 4s2/3:40.64
Dwain Chambers		GBR	100m	4	10.08	2h7/10.33, 2q4/10.03, 1s2/10.06	
Chambers			4x100mR	silver	38.08	1h4/38.24, 1s2/38.26	
Calvin Harrison		USA	400m	6	44.96	1h2/45.43, 2s1/44.71	
Harrison			4x400mR	gold	2:58.88	1h1/3:00.98	
Tim Montgomery		USA	100m	5	10.11	1h5/10.07, 1q1/10.04, 2s1/10.14	
Chris Phillips		USA	110mH	5	13.36	1h5/13.26, 3s3/13.48	
Kevin Toth		USA	SP	4	20.89	4qB/20.39	
Jerome Young		USA	400	gold	44.50	1h6/45.28, 1s1/44.70	
Young			4x400mR	gold	2:58.88		
Women (4)	Zhanna Block	UKR	100m	bronze	10.99	1h4/11.13, 1q2/11.08, 2s1/11.02	
	Block		200m	5	22.92	1h1/23.13, 1q4/22.67, 1s1/22.61	
	Regina Jacobs	USA	1500m	6s2	4:06.92	3h1/4:08.64	
	Melissa Price	USA	HT	12	62.34	6qA/66.13	
	Kelli White	USA	100m	gold	10.85	1h3/11.26, 1q3/10.96, 1s1/10.96	
White		200m	gold	22.05	1h3/22.97, 1q2/22.67, 1s1/22.50		
Helsinki 2005 (11)							
Men (5)	Andrei Mikhnevich	BLR	SP	6	20.74	3qA/20.54	
	Ivan Tikhon	BLR	HT	gold	83.89	1qB/79.26	
	Andrei Vorontsov	BLR	HT	15qB	69.71		
	Yuriy Belonog	UKR	SP	4	20.89	4qB/20.21	
	Vladislav Piskunov	UKR	HT	12	74.78	4qA/76.04	
Women (6)	Nadezhda Ostapchuk	BLR	SP	gold	20.51	1qA/19.65	
	Neelam Jaswant Singh	IND	DT	9qA	56.70		
	Svetlana Krivelyova	RUS	SP	4	19.16	2qB/19.28	
	Tatyana Kotova	RUS	LJ	silver	6.79	2qA/6.63	
	Olga Kuzenkova	RUS	HT	gold	75.10	1qB/71.97	
	Zhanna Block	UKR	100	5s2	11.18	3h2/11.39, 3q2/11.27	
Osaka 2007 (11)							
Men (2)	Andrei Mikhnevich	BLR	SP	bronze	21.27	4qB/20.23	
	Naman Keïta	FRA	400mH	4s3	49.16	1h1/49.45	
Women (9)	Nadezhda Ostapchuk	BLR	SP	silver	20.48	5qB/18.23	
	Hrisopiyi Devetzi	GRE	TJ	bronze	15.04	1qB/15.09	
	Svetlana Cherkasova	RUS	800m	6h6	2:00.93		
	Yuliya Chizhenko/Fomenko	RUS	1500m	7	4:02.46	1h2/4:09.57, 3s1/4:15.28	
	Gulfiya Khanafeyeva/Agafonova	RUS	HT	10	69.08	5qA/68.65	
	Darya Pishchalnikova	RUS	DT	silver	65.78	3qB/61.88	
	Anna Pyatykh	RUS	TJ	4	14.88	3qA/14.51	
	Yelena Soboleva	RUS	1500m	silver	3:58.99	1h3/4:10.45, 2s2/4:03.87	
	Elvan Abeylegesse	TUR	5000m	5	15:00.88	1h1/15:06.26	
Abeylegesse		10,000m	silver	31:59.40			

YEAR	NAME	COUNTRY	EVENT	PLACE	MARK	PRELIMINARIES
Berlin 2009 (49)						
Men (16)	Kevin Rans	BEL	Pole Vault	=12	5.50	=5qB/5.55
	Leonardo dos Santos	BRA	TJ	20qB	15.95	
	Pavel Lyzhyn	BLR	SP	6	20.98	2qA/20.72
	Andrei Mikhnevich	BLR	SP	7	20.74	1qB/20.65
	Hussain Jamaan Al-Hamdah	KSA	5000m	12h2	13:44.59	
	Jamel Chatbi	MAR	3000mSC	dns/final	-	2h3/8:20.26
	Abderrahim Goumri	MAR	Marathon	dnf		
	Samuel Francis	QAT	100m	5q3/10.20	1h8/10.21	
	Valeriy Borchin	RUS	20kmW	gold	1:18:41	
	Yevgeniy Borisov	RUS	110mH	6s3	13.63	6h4/13.63
	Sergey Kirdyapkin	RUS	50kmW	gold	3:38:35	
	Mikhail Lemayev	RUS	Marathon	45	2:21:47	
	Ildar Minshin	RUS	3000mSC	9h2	8:33.89	
	Aleksandr Pogorelov	RUS	Decathlon	bronze	8528	
	Pyotr Trofimov	RUS	20kmW	30	1:26:02	
	Ruslan Dmytrenko	UKR	20kmW	33	1:27:01	
Women (33)	Oksana Menkova	BLR	HT	5qA	69.58	
	Natalia Mikhnevich	BLR	SP	4	19.66	1qA/19.12
	Darya Pchelnik	BLR	HT	10qB	69.30	
	Rakia Al-Gasara	BRN	100m	7q3	11.51	3h3/11.49
	Al-Gasara		200m	5h3	23.34	6s1/23.26
	Marta Dominguez	ESP	3000mSC	gold	9:07.32	4h3/9:34.78
	Irini Kokkinariou	GRE	3000mSC	8h1	9:35.61	
	Athanasia Perra	GRE	TJ	12qB	13.69	
	Mariem Alaoui Selsouli	MAR	1500m	dns/final	-	4h1/4:08.86, 2s2/4:10.46
	Hanane Ouhammadou	MAR	3000mSC	5h3	9:35.78	
	Zalina Marghieva/Petivskaya	MDA	HT	14qB	66.70	
	Toyin Augustus	NGR	100mH	6s2	13.11	3h1/12.99
	Augustus		4x100mR	6h2	46.54	
	Amaka Ogoegbunam	NGR	400m	dnf/s1	-	3h4/52.85
	Ogoegbunam		400mH	dq/s2	-	4h4/55.80
	Mariya Abakumova	RUS	JT	bronze	66.06	1qA/68.92
	Kseniya Agafonova	RUS	10,000m	14	31:43.14	
	Anna Alminova	RUS	1500m	10s2	4:12.55	1h3/4:08.13
	Yuliya Chermoshanskaya	RUS	4x100mR	4	43.00	
	By association with Chermoshanskaya[1]		4x100mR	3h3	43.18	
	Tatyana Chernova	RUS	Heptathlon	8	6288	
	Anna Chicherova	RUS	HJ	silver	2.02	=3qB/1.95
	Yelizaveta Grechishnikova	RUS	5000m	10h2	15:53.41	
	Olga Kaniskina	RUS	20kmW	gold	1:28:09	
	Anastasiya Kapachinskaya	RUS	400m	7	50.53	2h4/51.17, 3s1/50.30
			4x400mR	bronze	3:21.64	
	By association with Kapachinskaya[2]		4x400mR	1h2	3:23.80	
	Svetlana Klyuka	RUS	800m	5s2	2:00.48	4h6/2:03.40
	Mariya Konovalova	RUS	10,000m	11	31:26.94	
	Tatyana Lebedeva	RUS	LJ	silver	6.97	2qB/6.76
	Lebedeva		TJ	6	14.37	2qA/14.45
	Yelena Slesarenko	RUS	HJ	10	1.92	6qB/1.95
	Yekaterina Volkova	RUS	3000mSC	7h3	9:43.52	
Natalya Yevdokimova	RUS	1500m	8	4:07.71	4h2/4:08.06, 6s1/4:04.93	
Nailya Yulamanova	RUS	Marathon	8	2:27:08		
Yulamanova		World Cup	3	7:24:42		
Elvan Abeylegesse	TUR	10,000m	dnf			
Alemitu Bekele	TUR	1500m	11h2	4:13.69		
Bekele		5000m	13	15:18.18	5h2/15:19.88	
Yelena Antonova	UKR	DT	17qA	54.28		
Vita Palamar	UKR	HJ	=8qA	1.89		
Tatyana Petlyuk	UKR	800m	6s2	2:00.90	3h1/2:02.87	
Petlyuk		4x400mR	7h2	3:30.76		

1 Team disqualified under World Athletics Anti-Doping rule 11.1 because of the doping transgression of squad member Chermoshanskaya, who ran only in the final
2 Team disqualified under World Athletics Anti-Doping rule 11.1 because of the doping transgression of squad member Kapachinskaya, who ran only in the final



YEAR	NAME	COUNTRY	EVENT	PLACE	MARK	PRELIMINARIES	
Daegu 2011 (65)							
Men (21)	Andrei Mikhnevich	BLR	SP	bronze	21.40	2qA/20.79	
	Zoltán Kővágó	HUN	DT	7qB	62.16		
	Lim Hee-Nam	KOR	4x100mR	5h3	38.94		
	Hussain Jamaan Al-Hamdah	KSA	5000m	13	13:34.83	6h1/13:35.47	
	Mohamed Othman Shahween	KSA	1500m	dnf/h1			
	Ahmed Baday	MAR	Marathon	27	2:17:59		
	Abderrahime Bouramdane	MAR	Marathon	4	2:10:55		
	Abderrahim Goumri	MAR	Marathon	dnf			
	Hadi Md Nor Imran	MAS	100m	7q5	10.75	1h4/10.77	
	Denis Alekseyev	RUS	4x400mR	4	3:00.22	2h2/3:00.81	
	Sergey Bakulin	RUS	50kmW	gold	3:41:24		
	Valeriy Borchin	RUS	20kmW	gold	1:19:56		
	Vladimir Kanaykin	RUS	20kmW	silver	1:20:27		
	Sergey Kirdyapkin	RUS	50kmW	dnf			
	Sergey Morozov	RUS	20kmW	12	1:22:37		
	Stanislav Yemelyanov	RUS	20kmW	5	1:21:11		
	Igor Yerokhin	RUS	50kmW	dq			
	Dilshod Nazarov	TJK	HT	10	76.58	4qA/76.93	
	Recep Çelik	TUR	20kmW	28	1:25:39		
	Ruslan Dmytrenko	UKR	20kmW	7	1:21:31		
	Andriy Semenov	UKR	SP	10qA	19.45		
	Women (44)	Natallia Kareiva	BLR	1500m	8h2	4:12.03	
		Nadezhda Ostapchuk	BLR	SP	silver	20.05	3qB/19.11
		Inna Eftimova	BUL	100m	4h5	11.36	
		Iríni Kokkinaríou	GRE	3000mSC	11h3	10:15.18	
		Hanane Ouhaddou	MAR	3000mSC	8	9:32.36	4h1/9:25.96
		Norjannah Hafiszah Jamaludin	MAS	100m	6q7	11.74	1h5/12.06
Zalina Marghieva/Petrivskaya		MDA	HT	8	70.27	5qA/70.09	
Sara Moreira		POR	3000mSC	12	9:47.87	3h2/9:36.97	
Mariya Abakumova		RUS	JT	gold	71.99	3qA/62.49	
Tatyana Chernova		RUS	Heptathlon	gold	6880		
Yelizaveta Grechishnikova		RUS	5000m	14	15:45.61	7h2/15:35.64	
Yuliya Gushchina		RUS	200m	5s3	23.26	3h1/22.88	
Gushchina			4x100mR	5	42.93	3h2/42.78	
Olga Kaniskina		RUS	20kmW	gold	1:29:42		
Anastasiya Kapachinskaya		RUS	400m	bronze	50.24	1h2/51.43, 2s3/50.41	
			4x400mR	bronze	3:19.36		
		By association with Kapachinskaya ^[1]	4x400mR	1h2	3:20.94		
Lyubov Kharlamova		RUS	3000mSC	11	9:44.14	5h2/9:40.04	
Anisya Kirdyapkina		RUS	20kmW	silver	1:30:13		
Yekaterina Kostetskaya		RUS	800m	5	1:57.82	2h3/1:59.61, 2s3/1:58.64	
Olga Kucherenko		RUS	LJ	silver	6.77	3qA/6.67	
Yekaterina Martynova/Sharmina		RUS	1500m	9s2	4:08.67	5h3/4:07.76	
Tatyana Mineyeva		RUS	20kmW	17	1:34:08		
Anna Omorova		RUS	SP	10	18.67	4qB/19.03	
Darya Pishchalnikova		RUS	DT	11	58.10	7qA/59.94	
Yuliya Rusanova/Stepanova		RUS	800m	8	1:59.74	5h1/2:01.38, 1s1/1:58.73	
Mariya Savinova		RUS	800m	gold	1:55.87	1h4/2:01.01, 1s2/1:58.45	
Yelena Slesarenko		RUS	HJ	4	1.97	=5qB/1.95	
Olesya Syreva		RUS	1500m	9s1	4:09.83	7h2/4:11.24	
Natalya Yevdokimova		RUS	1500m	13s1	4:11.70	4h1/4:14.36	
Yuliya Zaripova		RUS	3000mSC	gold	9:07.03	2h3/9:26.64	
Semoy Hackett		TTO	100m	4s3	11.35	4h2/11.27	
Hackett			4x100mR	4	42.58	1h2/42.50	
Alemitu Bekele		TUR	5000m	9h2	15:38.25		
Aslı Çakır		TUR	1500m	10s2	4:11.51	7h3/4:08.05	
Bahar Doğan	TUR	Marathon	36	2:42:56			
Semiha Mutlu	TUR	20kmW	dnf				
Pınar Saka	TUR	400m	6h1	53.59			
Saka		4x400mR	5h3	3:32.15			
Binnaz Uslu	TUR	3000mSC	7	9:31.06	1h1/9:24.06		
Tetyana Gamera	UKR	Marathon	15	2:31:58			
Tatyana Petlyuk	UKR	800m	dnf/h3				
Olena Shumkina	UKR	20kmW	12	1:32:17			
Anzhelika Shevchenko	UKR	1500m	9h1	4:16.22			
Kateryna Stetsenko	UKR	Marathon	dnf				
Nataliya Tobias	UKR	1500m	9	4:08.68	3s2/4:07.99, 6h2/4:10.99		
Antonina Yefremova	UKR	400m	4s2	50.88	1h2/51.35		

YEAR	NAME	COUNTRY	EVENT	PLACE	MARK	PRELIMINARIES
(2011)	Yefremova		4x400mR	5	3:23.86	2h1/3:24.13
	Lyudmyla Yosypenko	UKR	Heptathlon	10	6263	
	Marielys Rojas	VEN	HJ	12qA	1.85	

1 Team disqualified under World Athletics Anti-Doping rule 11.1 because of the doping transgression of squad member Kapachinskaya, who ran only in the final

Moscow 2013 (47)

Men (20)	Massoud Azizi	AFG	100m	8h4	11.78	
	Joshua Ross	AUS	200m	7h2	21.45	
	Ross		4x100mR	dnf/h3	-	
	Anis Ananenka	BLR	800m	5h6	1:47.76	
	Pavel Kryviitski	BLR	HT	9qB	74.45	
	Hassan Mohamed Mahmoud	EGY	HT	10qA	71.88	
	Sergio Sánchez	ESP	5000m	14h1	13:52.05	
	Jeremias Saloj	GUA	Marathon	33	2:20:40	
	Ebrahim Rahimian	IRI	20kmW	52	1:35:46	
	Abdulaziz L. Mohamed	KSA	800m	8	1:46.57	2h3/1:45.94, 2s1/1:44.10
	Hafid Chani	MAR	Marathon	dnf		
	Othmane El Goumri	MAR	5000m	7h2	13:31.08	
	Aziz Lahbabi	MAR	5000m	13h1	13:37.75	
	Maksim Dyldin	RUS	4x400mR	bronze	2:59.90	1h3/3:01.81
	Aleksandr Ivanov	RUS	20kmW	gold	1:20:58	
	Mikhail Ryzhov	RUS	50kmW	silver	3:38:58	
	Aleksandr Shustov	RUS	HJ	7	2.32	=1qA/2.29
	Soslan Tsirikhov	RUS	SP	13qB	18.53	
	Ivan Ukhov	RUS	HJ	4	2.35	1qB/2.29
	Dilshod Nazarov	TJK	HT	5	78.31	2qB/77.93
	Roman Avramenko	UKR	JT	5	82.05	4qB/80.37
Women (27)	Oksana Menkova	BLR	HT	12qB	66.65	
	Ayman Kozhakhmetova	KAZ	20kmW	27	1:33:00	
	Natalya Antyukh	RUS	400mH	6s2	55.55	3h3/55.29
	Antyukh		4x400mR	1h3 (gold)	3:23.51	
	Anna Bulgakova	RUS	HT	5	74.62	2qA/74.83
	Irina Davydova	RUS	400mH	7s1	55.05	3h4/55.45
	Vera Ganeyeva	RUS	DT	7qA	58.37	
	Yuliya Gushchina	RUS	4x400mR	gold	3:20.19	1h1/3:23.51
	Gulfiya Khanafeyeva/Agafonova	RUS	HT	11	71.07	4qB/72.47
	Anisya Kirdyapkina	RUS	20kmW	silver	1:27:11	
	Yevgeniya Kolodko	RUS	SP	5	19.81	2qA/19.55
	Yuliya Kondakova	RUS	100mH	8	12.86	2h4/12.76, 2s2/12.73
	Oksana Kondratyeva	RUS	HT	7	72.76	2qB/73.89
	Antonina Krivoshapka	RUS	400m	bronze	49.78	1h1/51.27, 2s3/49.99
	Krivoshapka		4x400mR	gold	3:20.19	
	By association with Krivoshapka[1]		4x400mR	1h1	3:23.51	
	Olga Kucherenko	RUS	LJ	5	6.81	=6qA/6.59
	Yelena Lashmanova	RUS	20kmW	gold	1:27:08	
	Tatyana Lysenko/Belobodороva	RUS	HT	gold	78.80	3qA/74.60
	Yekaterina Martynova/Sharmina	RUS	1500m	6	4:05.49	3h2/4:07.17, 4s2/4:06.49
	Svetlana Podosyonova/Karamysheva	RUS	1500	8s1	4:05.36	3h1/4:07.87
	Anna Pyatykh	RUS	TJ	7	14.29	2qB/14.34
	Mariya Savinova	RUS	800m	silver	1:57.80	3h1/1:59.44, 2s2/2:00.73
	Svetlana Shkolina	RUS	HJ	gold	2.03	=1qB/1.92
	Martina Ratej	SLO	JT	11qB	57.95	
	Yelena Ryabova	TKM	200m	6h3	24.61	
	Ümmü Kiraz	TUR	Marathon	dnf		
	Yelizaveta Bryzgina	UKR	200m	5s1	22.87	2h4/22.84
	Bryzgina		4x100mR	3h2	43.12	
	Olena Shumkina	UKR	20kmW	19	1:31:54	
	Anna Titimets	UKR	400mH	4	54.72	2h2/55.50, 3s2/54.63

1 Team initially disqualified under World Athletics Anti-Doping rule 11.1 because of the doping transgression of squad member Krivoshapka, who ran only in the final (though the team in the heat had further guilty members Antyukh & Gushchina)

Beijing 2015 (11)

Men (4)	Adil Annani	MAR	Marathon	dnf		
	Yassine Bensghir	MAR	1500m	9s1	3:44.95	5h1/3:43.22
	Nader Belhanbel	MAR	800m	7	1:47.09	2h3/1:46.23, 3s3/1:45.28
	Othmane El Goumri	MAR	5000m	13h1	13:58.06	
Women (7)	Francisca Koki	KEN	400mH	6h2	58.96	
	Joyce Zakari	KEN	400m	dns/s1	-	2h3/50.71

YEAR	NAME	COUNTRY	EVENT	PLACE	NEW MEDAL ORDER (Upgrades in bold)		
2005 (5)							
Men (1)	Ivan Tikhon	BLR	HT	gold	Devyatovski BLR↑	Ziółkowski POL↑	Esser GER↑
Women (4)	Nadezhda Ostapchuk	BLR	SP	gold	Ryabinkina RUS↑	Vili NZL↑	Kleinert GER↑
	Tatyana Kotova	RUS	LJ	silver	Madison USA↔	Barber FRA↑	Savigne CUB↑
	Svetlana Krivelyova	RUS	SP	4th>bronze	See Ostapchuk above		
	Olga Kuzenkova	RUS	HT	gold	Moreno CUB↑	Lysenko RUS↑	Montebrun FRA↑
2007 (7)							
Men (1)	Andrei Mikhnevich	BLR	SP	bronze	Hoffa USA↔	Nelson USA↔	Smith NED↑
Women (6)	Elvan Abeylegesse	TUR	10,000	silver	T Dibaba ETH↔	Goucher USA↑	Pavey GBR↑
	Hrisopiyyi Devetzí	GRE	TJ	bronze	Savigne CUB↔	Lebedeva RUS↔	Šestak SLO↑
	Anna Pyatykh	RUS	TJ	4th>bronze	See Devetzí above		
	Nadezhda Ostapchuk	RUS	SP	silver	Adams NZL↔	Kleinert GER↑	Li CHN↑
	Darya Pishchalnikova	RUS	DT	silver	Dietzsch GER↔	Barrios CUB↑	Grasu ROU↑
	Yelena Soboleva	RUS	1500m	silver	Jamal BRN↔	Lishchynska UKR↑	Yordanova BUL↑
2009 (9)							
Men (3)	Valeriy Borchin	RUS	20kmW	gold	Wang CHN↑	Sánchez MEX↑	Rubino ITA↑
	Sergey Kiryapkin	RUS	50kmW	gold	Nymark NOR↑	García ESP↑	Sudoł POL↑
	Aleksandr Pogorelov	RUS	Decathlon	bronze	Hardee USA↔	Suárez CUB↔	Kasyanov UKR↑
Women (6)	Marta Domínguez	ESP	3000mSC	gold	Zarudneva/Zaripova RUS↑	Chemos KEN↑	Galkina RUS↑
	Mariya Abakumova	RUS	JT	bronze	Nerius GER↔	Špotáková CZE↔	Stoian ROU↑
	Anna Chicherova	RUS	HJ	silver	Vlašić CRO↔	Friedrich GER↑	Di Martino ITA↑
	Olga Kaniskina	RUS	20kmW	gold	Loughnane IRL↑	Liu CHN↑	Kiryapkin RUS↑
	Anastasiya Kapachinskaya	RUS	4x400mR	bronze	United States↔	Jamaica↔	Great Britain & NI↑
	Tatyana Lebedeva	RUS	LJ	silver	Reese USA↔	Melis Mey TUR↑	Gomes POR↑
	Nailya Yulamanova	RUS	Marathon WCP 3rd		PR of China↔	Japan↔	Ethiopia↑
2011 (13)							
Men (4)	Andrei Mikhnevich	BLR	SP	bronze	Storl GER↔	Armstrong CAN↔	Cantwell USA↑
	Sergey Bakulin	RUS	50kmW	gold	Nizhegorodov RUS↑	Tallent AUS↑	Si CHN↑
	Valeriy Borchin	RUS	20kmW	gold	López COL↑	Wang CHN↑	Kim KOR↑
	Vladimir Kanaykin	RUS	20kmW	silver	As above		
Women (9)	Mariya Abakumova	RUS	JT	gold	Špotáková CZE↑	Viljoen RSA↑	Obergföll GER↑
	Tatyana Chernova	RUS	Heptathlon	gold	Ennis GBR↑	Oeser GER↑	Tymińska POL↑
	Anastasiya Kapachinskaya	RUS	400m	bronze	Montsho BOT↔	Felix USA↔	McCorory USA↑
	Kapachinskaya	RUS	4x400mR	bronze	United States↔	Jamaica↔	Great Britain & NI↑
	Olga Kaniskina	RUS	20kmW	gold	Liu CHN↑	Rigaudo ITA↑	Qieyang CHN↑
	Anisya Kiryapkina	RUS	20kmW	bronze>silver	See Kaniskina above		
	Olga Kucherenko	RUS	LJ	silver	Reese USA↔	Radēviča LAT↑	Mironchik-Ivanova BLR↑
	Nadezhda Ostapchuk	RUS	SP	silver	Adams NZL↔	Camarena-Williams USA↑	Gong CHN↑
	Mariya Savinova	RUS	800m	gold	Semenya RSA↑	Jepkosgei KEN↑	Montaña USA↑
Yuliya Zaripova	RUS	3000mSC	gold	Ghribi TUN↑	Chemos KEN↑	Njoroge KEN↑	
2013 (11)							
Men (3)	Maksim Dyldin	RUS	4x400mR	bronze	United States↔	Jamaica↔	Great Britain & NI↑
	Aleksandr Ivanov	RUS	20kmW	gold	Chen CHN↑	López ESP↑	J Vieira POR↑
	Mikhail Ryzhov	RUS	50kmW	silver	Heffernan IRL↔	Tallent AUS↑	Glavan UKR↑
Women (8)	Natalya Antyukh	RUS	4x400mR	gold	United States↑	Great Britain & NI↑	France↑
	Yuliya Gushchina	RUS	4x400mR	gold	See Antyukh above		
	Anisya Kiryapkina	RUS	20kmW	silver	Liu CHN↑	Sun CHN↑	Rigaudo ITA↑
	Antonina Krivoschapka	RUS	400m	bronze	Ohuruogu GBR↔	Montsho BOT↔	McPherson JAM↑
	Krivoschapka	RUS	4x400mR	gold	See Antyukh above		
	Yelena Lashmanova	RUS	20kmW	gold	See Kiryapkina above		
	Tatyana Lysenko/Belobodорова	RUS	HT	gold	Włodarczyk POL↑	Zhang CHN↑	Wang CHN↑
	Mariya Savinova	RUS	800m	silver	Sum KEN↔	Martinez USA↑	Montaña USA↑
Svetlana Shkolina	RUS	HJ	gold	Barrett USA↑	Chicherova RUS↑	Beitia ESP↑	



**WORLD ATHLETICS
CHAMPIONSHIPS
OREGON 22**



RESULTS FROM PAST MAJOR CHAMPIONSHIPS

WORLD ATHLETICS CHAMPIONSHIPS

50 Kilometres Walk, Malmö, SWE	18 Sep 76
Women's 3000m & 400mH, Sittard, NED	14-16 Aug 80
1, Helsinki, FIN	7-14 Aug 83
2, Rome (Roma), ITA	28 Aug-6 Sep 87
3, Tokyo, JPN	23 Aug-1 Sep 91
4, Stuttgart, GER	13-22 Aug 93
5, Gothenburg (Göteborg), SWE	4-13 Aug 95
6, Athens (Athína), GRE	1-10 Aug 97
7, Seville (Sevilla), ESP	20-29 Aug 99
8, Edmonton, CAN	3-12 Aug 01
9, Paris (St. Denis), FRA	23-31 Aug 03
10, Helsinki, FIN	7-14 Aug 05
11, Osaka, JPN	25 Aug-2 Sep 07
12, Berlin, GER	15-23 Aug 09
13, Daegu, KOR	27 Aug-4 Sep 11
14, Moscow (Moskva), RUS	10-18 Aug 13
15, Beijing, CHN	22-30 Aug 15
16, London, GBR	5-13 Aug 17
17, Doha (ad-Dawḥa), QAT	28 Sep-6 Oct 19
18, Eugene, USA	15-24 Jul 22
19, Budapest, HUN	26 Aug-3 Sep 23

For each event, the following data are given:

Full results and brief report from each World Championship event:

Field event series are included for the top eight finalists, as are lane draws for 200m & 400m races

Multiple Medallists:

Athletes having won two or more medals in the event

Most Finals:

Athletes having contested most finals, or placed among the top eight

Most Appearances:

Athletes making most appearances (and six or more) in the event at the championships

National placings:

A table of placings by country in the first eight of each final. Point scores are computed by giving eight points for first place, seven for second etc, down to one for eighth

Technical rule numbers applicable to disqualifications:

From 1993, rule numbers were published officially, and these are shown from that edition onwards. From 2020, World Athletics has re-numbered applicable rules. The new rule numbers are as follows, with the most recent previous number in parentheses (see page 10 for a full list):

- Tr4.4.3 – Failure to participate honestly with bona fide effort (r142.4c)
- Tr6.3.6 – Receiving physical support from another athlete (r144.3f)
- Tr16.8 – False start (r162.8)
- Tr17.2.2 – Jostling / Obstruction (r163.2b)
- Tr17.3.1 – Lane infringement (r163.3a)
- Tr17.3.2 – Inside border or kerb infringement (r163.3b)
- Tr17.5 – Leaving lane / track before the breakline / breakpoint (r163.5)
- Tr22.6 – Illegal hurdle clearance (r168.7)
- Tr22.6.1 – Trailing leg at hurdle clearance (events up to 400m) (r168.7a)
- Tr22.6.2 – Knocking down / displacing a hurdle in an illegal way (r168.7b)
- Tr22.6.3 – Knocking down / displacing a hurdle in another lane (in such a manner to affect other athletes) (r168.6)
- Tr24.6.1 – Running / finishing the race without the baton (r170.6a)
- Tr24.6.3 – Fault at recovering a dropped baton (170.6c)
- Tr24.7 – Passing the baton outside the takeover zone (r170.7)
- Tr24.11 – Late confirmation / changing team composition / order (r170.11)
- Tr24.19 – Starting outside the takeover zone (r170.19)
- Tr24.20 – Exchanging positions before takeover (4 x 400m Relay) (r170.20)
- Tr54.7.1 – Repeated failure to comply with definition of Race Walking (r230.7a)
- Tr54.7.5 – Fourth red card (when penalty zone used) (r230.7c)
- Tr55.8.5 – Illegal action by person authorised to hand refreshment to athlete (r240.8e)
- Tr55.8.7 – Carrying refreshment or water NOT from the start or collected or received at an official station (r240.8g)

Doping Offences

X is shown for each original finalist or top eight finisher who was disqualified for a doping offence. In these cases, where relevant, the rightful finalists are also highlighted. They are those athletes or teams who would have been kept out of finals by doping offenders.

The editor's interpretation of the World Athletics doping rules in force is that up to the end of 2005, only marks made on or after the date of the positive sample are disqualified. From 2006, all performances by guilty athletes at a championships (before or after the day of the positive test) are declared invalid. Therefore performances made on days before a positive sample was given in the years up to 2005 have been reinstated in this compilation.

World Athletics Anti-Doping Rules

ADr10.1 – Doping violation during or in connection with the championships
ADr10.8 – Prior doping violation leading to suspension during the period of the championships

ADr11.1 – Doping violation by one or more relay team members

MEN

100 Metres

Helsinki 1983

Final (Aug 8) (-0.3)

				<u>Reactions</u>
1,	Carl Lewis	USA	10.07	0.134
2,	Calvin Smith	USA	10.21	0.130
3,	Emmit King	USA	10.24	0.131
4,	Allan Wells	GBR	10.27	0.125
5,	Juan Núñez	DOM	10.29	0.131
6,	Christian Haas	FRG	10.32	0.137
7,	Paul Narracott	AUS	10.33	0.140
8,	Desai Williams	CAN	10.36	0.132

Smith had just lowered the 25 year-old world record of Jim Hines from 9.95 to 9.93 in the rarified air of Colorado Springs, but the number one American was his compatriot Lewis. The 22 year-old had recently clocked the fastest-ever sea level sprint marks of 9.97 and 9.75 and won US titles in both sprints and the long jump. His class showed from the first round in Helsinki when he won his heat from lane 1 in 10.34, yet took time to turn and look at the other runners five times during the race. The final heat of the second round featured a false start which was triggered by Ben Johnson's watch alarm.

There was another quirky moment at the start of the final when a bee disturbed Lewis, causing him to stand up and walk from the blocks. At the third time of asking, it was the number three American, King, who got the best start. He was in lane 2 with Lewis next to him in lane 3 and Smith in lane 8. King was still leading at 60m (6.52) with Lewis (6.55) closing, and Olympic Champion Wells (6.61) holding third place. Then Lewis completed his last 20m in 1.79 to King's 1.95, meaning he suddenly moved away for a clearcut victory. Smith was the next fastest finisher (1.82) as the United States swept the medals.

The time between the "set" command and the gun in the final was recorded in an official report which also listed reaction times. It was 2.3 seconds.

First round (First 3 & 5 fastest to second round) (Aug 7)

Heat 1: (-1.0) 1, Watson 10.64; 2, Atanasov 10.66; 3, Benjamin 10.76; 4, Mohamed Yudi Purnomo INA 10.76; 5, Thurston Ross TTO 11.08; 6, Peni Bati FIJ 11.11; Sukru Caprazli TUR DNS

Heat 2: (1.8) 1, Núñez 10.38; 2, Egbunike 10.44; 3, Johnson 10.45; 4, Samuels 10.57; 5, Omar Fye GAM 10.76; 6, Hwang Chian-Shin TPE 10.82; 7, John Albertie LCA 10.90; 8, Joske Teabuge NRU 12.20

Heat 3: (1.2) 1, Lewis 10.34; 2, Sharp 10.44; 3, Lara 10.47; 4, Earl Haley GUY 10.77; 5, Earle Laing JAM 10.91; 6, Pit Rapuan MAS 11.03; 7, Vicente Hibrain MOZ 11.20

Heat 4: (-0.2) 1, Williams 10.31; 2, Narracott 10.38; 3, Emmelmann 10.40; 4, Jouko Hassi FIN 10.58; 5, Gregory Simons BER 10.78; 6, Moussa Savadogo MLI 10.88; 7, Alan Zammit MLT 11.25; 8, José Flores HON 11.31

Heat 5: (0.7) 1, Smith 10.30; 2, Kiss 10.45; 3, Woronin 10.50; 4, da Silva 10.51; 5, Joseph Leota SAM 10.92; 6, Georges Taniel VAN 11.02; 7, Nguyen Trunghoa VIE 11.16

Heat 6: (-0.5) 1, Pavoni 10.33; 2, King 10.41; 3, Schröder 10.41; 4, Keating 10.57; 5, Kosmas Stratos GRE 10.65; 6, Christopher Madzokere ZIM 10.84; 7, Ruben Inacio ANG 10.92

Heat 7: (1.8) 1, Wells 10.37; 2, Haas 10.39; 3, Imoh 10.55; 4, Nikolay Sidorov URS 10.59; 5, Wilfredo Almonte DOM 10.72; 6, Giorgio Mautiño PER 10.85; 7, Banana Jarjue GAM 11.04; 8, Trevor Davis AIA 11.53
Heat 8: (2.3) 1, Stewart 10.22w; 2, Brathwaite 10.33; 3, Obeng 10.35; 4, Tatar 10.45; 5, Harouna Pale BUR 10.58; 6, Neville Hodge ISV 10.59; 7, Adnan Abu Laoui JOR 11.17
Heat 9: (1.3) 1, Peñalver 10.24; 2, Sharpe 10.31; 3, Bryzgin 10.33; 4, Richard 10.34; 5, Suchart Chairsuvaparb THA 10.63; 6, Jean-Yves Mallat LBN 11.04; 7, Mohamad Ismail Bakaki AFG 12.33; Lee Kuo- Sheng TPE DNS
Second round (First 4 to semi-finals) (Aug 7)
Heat 1: (1.1) 1, Smith 10.27; 2, Sharpe 10.36; 3, Narracott 10.37; 4, Schröder 10.45; 5, Ernest Obeng GHA 10.51; 6, Innocent Egbunike NGR 10.52; 7, Luke Watson GBR 10.57; 8, Everard Samuels JAM 10.65
Heat 2: (0.8) 1, Lewis 10.20; 2, Stewart 10.37; 3, Sharp 10.41; 4, Emmelmann 10.46; 5, Christopher Brathwaite TTO 10.57; 6, Robson da Silva BRA 10.66; 7, Marian Woronin POL 10.72; 8, Lester Benjamin ANT 10.86
Heat 3: (-1.1) 1, Williams 10.31; 2, Wells 10.37; 3, Núñez 10.39; 4, Lara 10.44; 5, Chidi Imoh NGR 10.45; 6, Viktor Bryzgin URS 10.55; 7, Gerrard Keating AUS 10.59; 8, István Tatar HUN 10.65
Heat 4: (-1.2) 1, King 10.30; 2, Haas 10.36; 3, Peñalver 10.38; 4, Johnson 10.40; 5, Pierfrancesco Pavoni ITA 10.44; 6, Antoine Richard FRA 10.44; 7, Ferenc Kiss HUN 10.53; 8, Valentin Atanasov BUL 10.63
Semi-finals (First 4 to final) (Aug 8)
Heat 1: (-0.8) 1, Smith 10.22; 2, Wells 10.35; 3, Núñez 10.36; 4, King 10.36; 5, Frank Emmelmann GDR 10.40; 6, Ben Johnson CAN 10.44; 7, Tony Sharpe CAN 10.44; 8, Leandro Peñalver CUB 10.47
Heat 2: (-1.0) 1, Lewis 10.28; 2, Narracott 10.38; 3, Williams 10.39; 4, Haas 10.39; 5, Ray Stewart JAM 10.40; 6, Cameron Sharp GBR 10.43; 7, Osvaldo Lara CUB 10.46; 8, Thomas Schröder GDR 10.52

X Rome 1987

Final (Aug 30) (1.0)

1,	Carl Lewis	USA	9.93	0.196
2,	Ray Stewart	JAM	10.08	0.235
3,	Linford Christie	GBR	10.14	0.135
4,	Attila Kovács	HUN	10.20	0.201
5,	Viktor Bryzgin	URS	10.25	0.139
6,	Lee McRae	USA	10.34	0.225
7,	Pierfrancesco Pavoni	ITA	16.23	0.163
(1.)	Ben Johnson	CAN	DQ (9.83)	0.109

Rightful finalist: Andreas Berger AUT

Rome was to see the first meeting of the year of the world's two most exciting athletes, defending champion Lewis versus the World Indoor Champion Johnson. The Canadian had beaten the American 3-0 in 1986, but Lewis wasted no time in confirming his form by registering the fastest-ever first round clocking, 10.05. He was even quicker in the semis. Johnson also won his semi with an impressive start and pickup.

Johnson and Lewis were drawn next to one another in the final. With his unusually fast start, Canadian gained an instant metre's lead over Lewis, and he increased this by half as much again at halfway. None of the other finalists was near. It soon became clear that even Lewis's renowned finish would make little impression on the Johnson, who stopped the stadium clock at a stunning 9.84. This was corrected to 9.83, a full one tenth quicker than the previous world record which Lewis equalled. Detailed analysis of the race showed that Johnson's start made the difference. His reaction time (originally reported as 0.129 but actually 0.109) was 0.085 quicker than that of Lewis, and he reached halfway in 5.53 (Lewis 5.64). The American made up just 0.01 in the second 50m. Johnson took 46.2 strides during the race compared with 44.6 by Lewis. "I did not do what I had to do out of the blocks," said Lewis immediately after the race. "Ben is a great runner. He set a world record and ran a great race. He deserved to win today."

Others were less generous with their comments. Johnson's feat provoked rumours of drug-taking for the remainder of the World Championships. In 1988, Johnson crossed the line first at the Olympic Games in 9.79, with Lewis again in second place. Three days later it was announced that he had tested positive for stanozolol, an anabolic steroid. The scandal led the Canadian Federal Government to establish the (Dubin) Commission of Inquiry into the widespread use of performance-enhancing substances. Throughout 1989, the inquiry heard testimonies from Johnson and others. The Canadian admitted that he had used steroids, testosterone and human growth hormone since 1981, but had not initially realised they were banned substances. That was in

June 1989, then at the September World Athletics Congress it was agreed that Johnson should lose his world title and world record from Rome 1987. It was the first time that any retrospective sanction had been applied because of a doping admission. Lewis therefore retained his title from Helsinki and equalled the world record of the time, though the mark was never ratified as such.

First round (First 4 & 4 fastest to second round) (Aug 29)

Heat 1: (1.8) 1, Stewart 10.23; 2, Desruelles 10.39; 3, McFarlane 10.39; 4, Cheng 10.41; 5, Mark Witherspoon USA 10.65; 6, Leandro Peñalver CUB 10.65; 7, Earl Hazel SKN 10.96; 8, Robert Loua GUI 11.09
Heat 2: (1.3) 1, Morinière 10.29; 2, Yevgenyev 10.33; 3, Simón 10.34; 4, McRae 10.34; 5, Haas 10.39; 6, Issa Allassane BEN 10.68; 7, Hanna Ziad LBN 11.04; 8, Mohd Eid Ismail Amawi PLE 11.56
Heat 3: (0.4) 1, da Silva 10.42; 2, de Kom 10.49; 3, Muravyov 10.53; 4, Pale 10.68; 5, Théophile Nkounkou CGO 10.89; Youssouf Ali COM, Greg Barnes ISV & Allan Wells GBR DNS
Heat 4: (1.6) 1, Pavoni 10.24; 2, Bryzgin 10.25; 3, Christie 10.29; 4, Fuwa 10.43; 5, Li Tao CHN 10.52; 6, Julien Thode AHO 10.69; 7, Oscar Fernández PER 11.04; 8, Alan Zammit MLT 11.32
Heat 5: (0.6) 1, Smith 10.39; 2, Arques 10.41; 3, Seck 10.43; 4, Nwankwo 10.43; 5, Selmi 10.48; 6, Rodney Cox TKS 11.18; 7, Gilbert Bessi MON 11.77; (1.) Johnson DQ (10.24)
Heat 6: (1.5) 1, Lewis 10.05; 2, Kovács 10.26; 3, Atanasov 10.39; 4, Chacón 10.43; 5, Dirk Schweisfurth FRG 10.50; 6, Arnaldo Abrantes POR 10.64; 7, Rick Hiram NRU 11.37; Trevor Davis AIA DNS
Heat 7: (2.5) 1, Imoh 10.22w; 2, Berger 10.22; 3, Williams 10.30; 4, Akogyiram 10.37; 5, Bonfim 10.41; 6, Jerry Jeremiah VAN 10.81; 7, I Mohamed-Waheed MDV 11.48; Takale Tuna PNG DNS

Second round (First 3 & 4 fastest to semi-finals) (Aug 29)

Heat 1: (-2.9) 1, Lewis 10.38; 2, Christie 10.40; 3, Kovács 10.52; 4, Robson da Silva BRA 10.53; 5, Christian Haas FRG 10.65; 6, Ronald Desruelles BEL 10.69; 7, Ricardo Chacon CUB 10.70; 8, Vladimir Muravyov URS 10.80
Heat 2: (-1.5) 1, Bryzgin 10.29; 2, Berger 10.35; 3, McFarlane 10.35; 4, Max Morinière FRA 10.39; 5, Charles Seck SEN 10.43; 6, Desai Williams CAN 10.43; 7, Cheng Hsin Fu TPE 10.53; 8, Harouna Pale BUR 10.67
Heat 3: (-0.1) 1, Imoh 10.20; 2, McRae 10.21; 3, Pavoni 10.28; 4, Akogyiram 10.31; 5, Atanasov 10.37; 6, Hiroki Fuwa JAP 10.38; 7, Ahmed de Kom NED 10.45; 8, Joilto Bonfim BRA 10.46
Heat 4: (-0.4) 1, Stewart 10.14; 2, Simón 10.23; 3, Yevgenyev 10.37; 4, Smith 10.37; 5, Javier Arques ESP 10.46; 6, Mustapha Selmi ALG 10.48; 7, Patrick Nwankwo NGR 10.49; (2.) Johnson DQ (10.14)
Semi-finals (First 4 to final) (Aug 30)
Heat 1: (-0.3) 1, Christie 10.25; 2, Pavoni 10.33; 3, McRae 10.37; 4, Andreas Berger AUT 10.37; 5, Eric Akogyiram GHA 10.40; 6, Andrew Smith JAM 10.41; 7, Aleksandr Yevgenyev URS 10.51; (1.) Johnson DQ (10.15)
Heat 2: (-1.3) 1, Lewis 10.03; 2, Stewart 10.12; 3, Kovács 10.22; 4, Bryzgin 10.23; 5, Andrés Simón CUB 10.24; 6, Chidi Imoh NGR 10.29; 7, Mike McFarlane GBR 10.38; 8, Valentin Atanasov BUL 10.53

Tokyo 1991

Final (Aug 25) (1.2)

1,	Carl Lewis	USA	9.86 ^{WR}	0.140
2,	Leroy Burrell	USA	9.88	0.120
3,	Dennis Mitchell	USA	9.91	0.090
4,	Linford Christie	GBR	9.92	0.126
5,	Frankie Fredericks	NAM	9.95	0.151
6,	Ray Stewart	JAM	9.96	0.114
7,	Robson da Silva	BRA	10.12	0.172
8,	Bruny Surin	CAN	10.14	0.148

The final, in which 1987 silver medallist Stewart found a Jamaican record of 9.96 good enough for only sixth place, was generally regarded as the greatest sprint race of all-time. Once again Lewis was a key figure. Since retaining his Olympic title in 1988, he had been overshadowed by another American, Leroy Burrell, who improved the world record to 9.90 at the 1991 US Championships.

In the second round, Lewis clocked a windy 9.80. Two other men broke 10 seconds on what proved to be a very fast surface. The semi-finals were won by Lewis and Burrell in 9.93 and 9.94 respectively – the fastest preliminaries ever.

The two principals were drawn together for the final, but the best start was made by the third American, Mitchell. At halfway Stewart (5.54) had edged in front with Lewis sixth. Burrell took over only to be passed at 90m by Lewis's spectacular finish. The 30 year-old American won with new world record figures of 9.86. Burrell was also inside

the old record. Mitchell took the bronze and became the third-fastest man in history. "He passed us like we were standing still," said Burrell, who ran the second half of the race in 4.33 compared to Lewis's 4.25.

There was some controversy after the race when it was eventually revealed that Mitchell's reaction time at the start had been 0.09 – so quick that an automatic false start alert would have been sounded on the starter's headphones. It transpired that the starter chose not to wear headphones. He was not obliged to do so, as World Athletics rule 122.1 stated at the time: "The starter shall have the entire control of the competitors on their marks and shall be the sole judge of any fact connected with the start of the race."

First round (First 3 and 2 fastest to second round) (Aug 24)

Heat 1: (1.6) 1, Sangouma 10.27; 2, Braithwaite 10.31; 3, Lawson 10.38; 4, Imoh 10.42; 5, Neville Hodge ISV 10.51; 6, Thabani Gonye ZIM 10.92; 7, Bothoko Shebe LES 10.96; 8, Ahmed Shageef MDV 11.18

Heat 2: (0.3) 1, Fredericks 10.21; 2, Tuffuor 10.36; 3, Marlicki 10.49; 4, Daniel Cojocarou ROU 10.51; 5, Sun-Kuk Jin KOR 10.67; 6, Visut Watanasin THA 10.68; 7, Mark Sherwin COK 11.35; Karim Abdul AFG DNS

Heat 3: (1.0) 1, Mitchell 10.27; 2, Green 10.38; 3, Gariba 10.38; 4, Joel Lamela CUB 10.53; 5, Kennedy Ondiek KEN 10.57; 6, Joel Otim UGA 11.06; Mohamed Abderrehin LBA DNS

Heat 4: (0.1) 1, Burrell 10.17; 2, Zirignon 10.20; 3, Silva 10.42; 4, Steffen Bringmann GER 10.47; 5, Jason Livingstone GBR 10.57; 6, Florencio Aguilar PAN 10.85; 7, Dudley Den Dulk AHO 11.10

Heat 5: (1.3) 1, Ezinwa 10.25; 2, Morinière 10.28; 3, Khramarenko 10.36; 4, Kovács 10.39; 5, Juan Jesús Trapero ESP 10.44; 6, Eduardo Nava MEX 10.56; 7, Edmund Estaphane LCA 10.62; 8, Trevor Davis AIA 11.16

Heat 6: (0.2) 1, Stewart 10.17; 2, da Silva 10.24; 3, Sugimoto 10.58; 4, Valentin Atanasov BUL 10.63; 5, Khaled Jouma BRN 10.68; 6, Ousmane Diarra MLI 10.69; 7, Jerry Jeremiah VAN 10.82; 8, Fred Rocio GUM 12.27

Heat 7: (0.3) 1, Christie 10.39; 2, Inoue 10.47; 3, Seck 10.60; 4, Eric Haynes SKN 10.82; 5, Franck Olivier Zio BUR 10.93; 6, Erwin Heru INA 11.14; 7, Tryson Duburiya NRU 12.04; Joseph Gikonyo KEN DNS

Heat 8: (1.4) 1, Surin 10.28; 2, Berger 10.40; 3, Moreno 10.44; 4, Horace Dove-Edwin SLE 10.48; 5, Gilles Quénéhervé FRA 10.59; 6, Fortune Ogouchi BEN 10.92; 7, Christian Mandengue CMR 10.98; 8, Goolam Ambia BAN 11.09

Heat 9: (0.2) 1, Lewis 10.12; 2, Madonia 10.43; 3, Yamashita 10.55; 4, Yiannis Zisimides CYP 10.68; 5, Rodney Cox TKS 11.02; 6, Jerome Romain DMA 11.09; Cengiz Kavaklioglu TUR DNS

Heat 10: (1.4) 1, Adeniken 10.20; 2, Mahorn 10.25; 3, Savin 10.36; 4, Fernando Botasso BRA 10.44; 5, Junior Cornette GUY 10.63; 6, Hsieh Tzong-Tze TPE 10.79; 7, John Hou PNG 11.04; Adam Hassam Sakkak SUD DNS

Second round (First 4 to semi-finals) (Aug 24)

Heat 1: (4.6) 1, Stewart 10.02w; 2, Mitchell 10.05; 3, Ezinwa 10.23; 4, Madonia 10.24; 5, Max Morinière FRA 10.24; 6, Vitaly Savin URS 10.26; 7, Jacek Marlicki POL 10.38; 8, Tetsuya Yamashita JPN 10.56

Heat 2: (4.3) 1, Lewis 9.80w; 2, Christie 9.90; 3, Surin 10.01; 4, Green 10.18; 5, Emmanuel Tuffuor GHA 10.19; 6, Arnaldo Silva BRA 10.32; 7, Carlos Moreno CHI 10.40; 8, Chidi Imoh NGR 10.46

Heat 3: (1.5) 1, Burrell 10.11; 2, Sangouma 10.23; 3, Zirignon 10.30; 4, Gariba 10.43; 5, Darren Braithwaite GBR 10.45; 6, Boévi Lawson TOG 10.60; 7, Tatsuo Sugimoto JPN 10.61; Andreas Berger AUT DNS

Heat 4: (4.1) 1, Fredericks 9.89w; 2, Adeniken 10.00; 3, Mahorn 10.01; 4, da Silva 10.08; 5, Satoru Inoue JPN 10.21; 6, Oleg Khramarenko URS 10.23; 7, Attila Kovács HUN 10.23; 8, Charles Seck SEN 10.46

Semi-finals (First 4 to final) (Aug 25)

Heat 1: (1.3) 1, Lewis 9.93; 2, Fredericks 10.02; 3, Surin 10.07; 4, da Silva 10.13; 5, Olapade Adeniken NGR 10.17; 6, Jean-Olivier Zirignon CIV 10.25; 7, Salaam Gariba GHA 10.37; 8, Michael Green JAM 10.38

Heat 2: (1.1) 1, Burrell 9.94; 2, Mitchell 9.99; 3, Christie 9.99; 4, Stewart 10.03; 5, Daniel Sangouma FRA 10.18; 6, Atlee Mahorn CAN 10.18; 7, Davidson Ezinwa NGR 10.20; 8, Ezio Madonia ITA 10.33

Stuttgart 1993

Final (Aug 15) (0.3)

1,	Linford Christie	GBR	9.87	0.140
2,	Andre Cason	USA	9.92	0.183
3,	Dennis Mitchell	USA	9.99	0.128
4,	Carl Lewis	USA	10.02	0.144
5,	Bruny Surin	CAN	10.02	0.148
6,	Frankie Fredericks	NAM	10.03	0.146
7,	Daniel Effiong	NGR	10.04	0.164
8,	Ray Stewart	JAM	10.18	0.166

Tokyo 1991 proved to be a turning point for Christie, who announced his retirement after finishing behind three Americans despite clocking 9.92. He changed his mind and came back for his best ever year in

1992, taking the Olympic title. Lewis, meanwhile, had a poor year as a sprinter in 1992, failing to make the US team for the 100m. But that did not stop some observers saying the Olympic final was "soft" in Lewis's absence.

Christie provided a counterpoint when he beat Lewis one month before Stuttgart, then followed up with a commanding victory at the championships. His winning time of 9.87 was achieved with a following wind of 0.3m compared with the 1.2m enjoyed by Lewis in the 1991 final. Cason led the American challenge, clocking personal bests in the second round and semi-final. In the final he was even quicker, and was in front 70m before being caught by the long-striding Briton. Mitchell repeated his 1991 bronze.

Lewis improved from last at 60m to fourth place, and was therefore beaten for the first time in a World or Olympic 100m final. Six of the eight finalists had also contested the Tokyo final two years earlier.

"I did not think I ran that fast," said the 33 year-old Christie. "I thought that I might have done a 9.92. I concentrated on getting a good start."

First round (First 3 & 5 fastest to second round) (Aug 14)

Heat 1: (-0.6) 1, Mitchell 10.26; 2, Inoue 10.43; 3, Boldon 10.51; 4, Estaphane 10.54; 5, Miguel Janssen ARU 10.62; 6, Jin Sun-Kuk KOR 10.66; 7, Ahmed Al-Mammari OMA 10.78; 8, Arfin Abdullah INA 11.11

Heat 2: (-0.3) 1, Fredericks 10.32; 2, Terzian 10.36; 3, Cummins 10.44; 4, Anvar Kuchmuradov UZB 10.56; 5, Charles Tayot GAB 10.82; 6, Cephas Lemba ZAM 10.87; 7, A Tamba LBR 11.29; Stefan Burkart SUI DNS

Heat 3: (0.7) 1, Christie 10.24; 2, Silva 10.41; 3, Cojocarou 10.49; 4, Stephen Lewis MNT 10.59; 5, Junior Cornette GUY 10.61; 6, David Nkoua CGO 10.92; Gustavo Envela GEQ DNS

Heat 4: (-0.2) 1, Surin 10.23; 2, Tuffuor 10.30; 3, Zirignon 10.38; 4, Abdoulie Janneh GAM 10.66; 5, Abdolsadeh Gorgani IRI 10.67; 6, Mario Bonello MLT 11.05; 7, Lam Hai Van VIE 11.28; Gus Nketia NZL DNS

Heat 5: (0.5) 1, Cason 10.09; 2, Sangouma 10.40; 3, Bensaddou 10.51; 4, Enrique Talavera ESP 10.58; 5, Wayne Watson JAM 10.64; 6, Goolam Ambia BAN 10.72; 7, Theodore Haba GUI 10.75; 8, Mouredine Ould Mounira MTN 10.96

Heat 6: (0.8) 1, Lewis 10.15; 2, Blume 10.36; 3, Mahorn 10.55; 4, Sanusi Turay SLE 10.68; 5, Hisatsugu Suzuki JPN 10.72; 6, Ricky Canon NRU 11.72; 7, Bakar Chehou Inzoudine COM 11.99; Gaetan Desmangles FRA DQ (Tr16.8)

Heat 7: (0.7) 1, Effiong 10.23; 2, Loum 10.41; 3, Valik 10.48; 4, Zalewski 10.49; 5, Miguel Miranda MEX 10.71; 6, Trevor Davis AIA 10.78; 7, Laurent Kemp LUX 10.95

Heat 8: (-0.2) 1, Stewart 10.23; 2, Porkhomovskiy 10.36; 3, Gariba 10.38; 4, Morinière 10.50; 5, Khalid Juma BRN 10.93; 6, Eswort Coombs STV 10.95; 7, Mark Sherwin COK 11.37; Saad Al Motery KUW DNS

Heat 9: (-1.1) 1, Esmie 10.30; 2, John 10.34; 3, Savin 10.35; 4, Diarra 10.42; 5, Muyaba 10.55; 6, Claus Hirsbro DEN 10.78; 7, Danny Charles SEY 11.00; 8, Bounhom Siliphon LAO 11.46

Second round (First 4 to semi-finals) (Aug 14)

Heat 1: (-0.8) 1, Lewis 10.11; 2, Esmie 10.30; 3, John 10.31; 4, Inoue 10.34; 5, Daniel Sangouma FRA 10.47; 6, Jiří Valík CZE 10.53; 7, Edmund Estaphane LCA 10.57; 8, Driss Bensaddou MAR 10.63

Heat 2: (-0.1) 1, Mitchell 10.08; 2, Stewart 10.11; 3, Effiong 10.15; 4, Mahorn 10.20; 5, Marc Blume GER 10.32; 6, Salaam Gariba GHA 10.42; 7, Jean-Olivier Zirignon CIV 10.44; 8, Marek Zalewski POL 10.49

Heat 3: (0.1) 1, Christie 10.00; 2, Surin 10.07; 3, Porkhomovskiy 10.33; 4, Terzian 10.34; 5, Vitaliy Savin KAZ 10.36; 6, Ousmane Diarra MLI 10.41; 7, Max Morinière FRA 10.58; 8, Kirk Cummins BAR 10.60

Heat 4: (-0.1) 1, Cason 9.96; 2, Fredericks 10.06; 3, Tuffuor 10.26; 4, Loum 10.33; 5, Arnaldo Silva BRA 10.38; 6, Daniel Cojocarou ROU 10.41; 7, Ato Boldon TTO 10.48; Fabien Muyaba ZIM DNS

Semi-finals (First 4 to final) (Aug 15)

Heat 1: (0.3) 1, Cason 9.94; 2, Effiong 9.98; 3, Lewis 10.02; 4, Fredericks 10.05; 5, Atlee Mahorn CAN 10.21; 6, Jason John GBR 10.34; 7, Alexandros Terzian GRE 10.36; 8, Satoru Inoue JPN 10.39

Heat 2: (0.9) 1, Christie 9.97; 2, Mitchell 10.06; 3, Surin 10.07; 4, Stewart 10.16; 5, Aleksandr Porkhomovskiy RUS 10.20; 6, Emmanuel Tuffuor GHA 10.23; 7, Robert Esmie CAN 10.23; 8, Oumar Loum SEN 10.60

Gothenburg 1995

Final (Aug 6) (1.0)

1,	Donovan Bailey	CAN	9.97	0.138
2,	Bruny Surin	CAN	10.03	0.132
3,	Ato Boldon	TTO	10.03	0.114
4,	Frankie Fredericks	NAM	10.07	0.134
5,	Michael Marsh	USA	10.10	0.155
6,	Linford Christie	GBR	10.12	0.110
7,	Olapade Adeniken	NGR	10.20	0.127
8,	Raymond Stewart	JAM	10.29	0.135

Christie's hopes of successfully defending his title ended when he succumbed to a hamstring injury in his semi-final. The Briton decided to contest the final at the last minute and got the best start, but faded from contention after halfway. Meanwhile, Boldon (lane 4) established a lead. Bailey (lane 5), who got a bad start, was pulled along by the young Trinidadian. He overtook Boldon in the last 40m and moved further away all the way until the finish. Surin also caught Boldon to give Canada gold and silver. All three medallists had Caribbean origins, because Bailey was born in Jamaica and Surin in Haiti.

The 1991 and 1993 bronze medallist, Mitchell, walked to the finish of his heat after suffering cramp after about five strides. Marsh was the only non-Commonwealth finalist and his fifth place represented the United States's worst showing in this event.

First round (First 3 & 4 fastest to second round) (Aug 5)

Heat 1: (0.6) 1, Aliu 10.20; 2, Braithwaite 10.25; 3, Ribeiro 10.37; 4, Yiannis Zisimides CYP 10.53; 5, Vitaliy Medvedev KAZ 10.54; 6, Nigel Jones GRN 10.88; 7, Alberto Mendes DOM 10.92; 8, Toluta'u Koula TGA 10.98

Heat 2: (-0.3) 1, Fredericks 10.18; 2, Grigoryev 10.24; 3, Thompson 10.27; 4, Diarra 10.38; 5, Benjamin Sirimomo CMR 10.51; 6, Franck Amednigan TOG 10.81; 7, Aziz Matter BRN 10.93; 8, Ahmed Shageef MDV 11.46

Heat 3: (0.7) 1, Bailey 10.13; 2, Greene 10.26; 3, Henderson 10.35; 4, Kramarenko 10.46; 5, Daniel Cojocarou ROU 10.67; 6, Azmi Ibrahim MAS 10.76; 7, Tesfaye Jenbere ETH 11.20

Heat 4: (0.0) 1, Green 10.20; 2, Nketia 10.24; 3, John 10.25; 4, Hedner 10.43; 5, Turay 10.43; 6, Alex Terzian GRE 10.47; 7, Matarr N'jie GAM 11.05; 8, Odair da Costa STP 11.19

Heat 5: (-0.2) 1, Boldon 10.24; 2, Karlsson 10.35; 3, Gilbert 10.36; 4, Jaime Barragan MEX 10.53; 5, Jorge Aguilera CUB 10.58; 6, Frutos Feo ESP 10.59; 7, Ricky Canon NRU 11.51; 8, Tururangi Tarapu COK 11.85

Heat 6: (-0.7) 1, Surin 10.24; 2, Stewart 10.27; 3, Meité 10.40; 4, Satoru Inoue JPN 10.56; 5, Aleksey Chikhachov UKR 10.56; 6, Peter Pulu NGU 10.68; 7, Lin Wei CHN 10.68; 8, Ahmed Al-Mammari OMA 10.94

Heat 7: (-1.3) 1, Tuffuor 10.24; 2, Alexopoulos 10.35; 3, Savin 10.49; 4, Claus Hirsbro DEN 10.52; 5, Dmitriy Vanyaikin UKR 10.62; 6, Garfield Gill BAR 10.90; 7, Albert Juan GUM 11.56; 8, Darren Tuitt MNT 11.67

Heat 8: (-0.1) 1, Christie 10.26; 2, Blume 10.39; 3, Porkhomovskiy 10.44; 4, Matias Ghansah SWE 10.49; 5, Reşat Oğuz TUR 10.65; 6, Fabian Muyaba ZIM 10.67; 7, Patrick Mucci Rauumbe GAB 10.73

Heat 9: (-0.8) 1, Marsh 10.28; 2, Adeniken 10.30; 3, Wells 10.33; 4, Leonardo Prevot CUB 10.60; 5, Patrick Delice TTO 10.69; 6, Kfir Golan ISR 10.71; 7, Bimal Tarafdar BAN 10.90

Heat 10: (0.8) 1, Chen 10.37; 2, da Silva 10.37; 3, Naylor 10.45; 4, Fernando Ramirez NOR 10.53; 5, Huang Hsin-ping TPE 10.66; 6, Vladislav Chernobay KGZ 11.00; Davidson Ezinwa NGR DNS

Heat 11: (-2.2) 1, Isasi 10.44; 2, Burkart 10.61; 3, Ito 10.62; 4, Sidnei de Souza BRA 10.63; 5, Kurvin Wallace SKN 10.82; 6, Francisco Afang GEQ 11.82; Dennis Mitchell USA DNF

Heat 12: (-1.7) 1, Marsh 10.27; 2, Stevens 10.42; 3, Markoullides 10.43; 4, Chintake De Zoysa SRI 10.60; 5, Miguel Janssen ARU 10.73; 6, Alvin Daniel TTO 10.81; 7, Thanh Giang VIE 11.18; Iliassou Hassan NIG DNS

Second round (First 3 & 1 fastest to semi-finals) (Aug 5)

Heat 1: (-0.3) 1, Bailey 10.18; 2, Marsh 10.25; 3, da Silva 10.29; 4, Alexandros Alexopoulos GRE 10.29; 5, Chen Wenzhong CHN 10.32; 6, Ioannis Markoullides CYP 10.41; 7, Ibrahim Meité CIV 10.50; 8, Sanusi Turay SLE 10.55

Heat 2: (0.0) 1, Christie 10.15; 2, Stewart 10.24; 3, Grigoryev 10.27; 4, Paul Henderson AUS 10.34; 5, Deji Aliu NGR 10.36; 6, Lars Hedner SWE 10.41; 7, Patrick Stevens BEL 10.42; 8, Vitaliy Savin KAZ 10.47

Heat 3: (-0.8) 1, Adeniken 10.23; 2, Green 10.26; 3, Nketia 10.28; 4, Emmanuel Tuffuor GHA 10.29; 5, Jason John GBR 10.39; 6, Aleksandr Porkhomovskiy RUS 10.52; 7, Ousmane Diarra MLI 10.54; 8, Stefan Burkart SUI 10.69

Heat 4: (2.1) 1, Marsh 10.03w; 2, Fredericks 10.09; 3, Isasi 10.22; 4, Édson Ribeiro BRA 10.29; 5, Peter Karlsson SWE 10.39; 6, Oleg Kramarenko UKR 10.40; 7, Marc Blume GER 10.40; 8, Glenroy Gilbert CAN 10.41

Heat 5: (-0.5) 1, Boldon 10.04; 2, Surin 10.14; 3, Wells 10.18; 4, Braithwaite 10.23; 5, Obadele Thompson BAR 10.30; 6, Maurice Greene USA 10.35; 7, Yoshitaka Ito JPN 10.48; 8, Shane Naylor AUS 10.49

Semi-finals (First 4 to final) (Aug 6)

Heat 1: (-0.2) 1, Surin 10.03; 2, Boldon 10.10; 3, Fredericks 10.10; 4, Christie 10.12; 5, Robson da Silva BRA 10.20; 6, Renward Wells BAH 10.27; 7, Michael Green JAM 10.30; 8, Gus Nketia NZL 10.45

Heat 2: (1.8) 1, Bailey 10.04; 2, Marsh 10.08; 3, Adeniken 10.16; 4, Stewart 10.17; 5, Damien Marsh AUS 10.20; 6, Joel Isasi CUB 10.22; 7, Darren Braithwaite GBR 10.28; 8, Andrey Grigoryev RUS 10.30

6,	Davidson Ezinwa	NGR	10.10	0.135
7,	Bruny Surin	CAN	10.12	0.147
8,	Michael Marsh	USA	10.29	0.146

Training partners Boldon and Greene ran sensational times in the second round. Boldon threw away the chance of a world record when he eased up for a 9.87 clocking, the fastest ever heat time and just 3/100ths away from Bailey's world record, while Greene finished second in a personal best equalling 9.90. Greene duplicated that time to win his semi just ahead of defending champion Bailey (9.91), Boldon taking his in the most casual looking 10.00 ever seen.

In the final, though, Boldon – claiming he suffered from cramp – was not a factor. Greene, who hadn't even reached the semi-finals in Gothenburg, dominated the race from the outset. He was 8/100ths ahead of a slow starting Bailey after 10m and finished 5/100ths clear in 9.86 to move to equal third on the world all-time list. It was his fifth legal mark of 9.90 or faster that season, an unprecedented display of high level consistency. With Montgomery edging Fredericks for the bronze, the USA was riding high again in the world of sprinting. "I said I would bring American sprinting back to the top and this was the start of achieving that aim," said Greene.

First round (First 3 & 9 fastest to second round) (Aug 2)

Heat 1: (0.7) 1, da Silva 10.28; 2, Zirignon 10.31; 3, Donaldson 10.43; 4, Carlton Chambers CAN 10.49; 5, Paulo Neves POR 10.51; 6, Pascal Dangbo BEN 10.78; 7, Toluta'u Koula TGA 10.85; 8, Watson Nyambek MAS 11.60

Heat 2: (0.4) 1, Krzywanski 10.37; 2, Fedoriv 10.38; 3, Cali 10.39; 4, Torbjörn Mårtensson SWE 10.46; 5, Neil Ryan IRL 10.57; 6, Tomy Kafri ISR 10.64; 7, Patrick Raoumbe Mucci GAB 10.69; 8, Nelson Kabitana SOL 11.61

Heat 3: (1.0) 1, Greene 10.32; 2, Karlsson 10.32; 3, Balcerzak 10.41; 4, Per Ivar Sivle NOR 10.42; 5, Dennis Mowatt JAM 10.52; 6, Nigel Jones GRN 10.68; 7, Antonio Serpas ESA 10.77; 8, DeVon Bean BER 10.78

Heat 4: (1.4) 1, Pavlakakis 10.11; 2, Bailey 10.17; 3, Tili 10.25; 4, Devonish 10.26; 5, Wells 10.34; 6, Lachkovics 10.34; 7, Ruslan Rusidze GEO 10.67; 8, Elston Shaw BIZ 11.13

Heat 5: (-0.6) 1, Marsh 10.16; 2, Stevens 10.30; 3, Marcoullides 10.35; 4, Koji Ito JPN 10.46; 5, Joseph Styles BAH 10.52; 6, Alexandros Yenovelis GRE 10.58; 7, Lok To Wai HKG 10.67; 8, Kim Collins SKN 21.73

Heat 6: (0.4) 1, Boldon 10.11; 2, Pérez-Rionda 10.33; 3, Mackie 10.42; 4, Carlos Gats ARG 10.43; 5, Miguel Janssen ARU 10.47; 6, Ibrahim Meité CIV 10.50; 7, Carlos Moreno CHI 10.53

Heat 7: (0.5) 1, Montgomery 10.12; 2, Obikwelu 10.22; 3, Zakari 10.26; 4, Cooper 10.35; 5, Ousmane Diarra MLI 10.42; 6, Frutos Feo ESP 10.54; 7, Lee Hyung-Keun KOR 10.73; 8, Mohammad Alam BAN 10.83

Heat 8: (-0.5) 1, Ogunkoya 10.24; 2, Papadias 10.32; 3, Pilarczyk 10.38; 4, Issa Aimé Nthepep CMR 10.50; 5, Tomaž Božič SLO 10.64; 6, Horace Dove-Edwin SLE 10.65; 7, Mario Bonello MLT 10.92; 8, Mohammed Amir MDV 11.18

Heat 9: (0.6) 1, Fredericks 10.21; 2, Porkhomovskiy 10.25; 3, Calado 10.26; 4, Inšakovs 10.28; 5, Carlos Villaseñor MEX 10.50; 6, Gabriel Simón ARG 10.79; 7, Mpho Maocha BOT 10.86; Venancio José ESP DQ (Tr16.8)

Heat 10: (0.7) 1, Nkansah 10.16; 2, Spencer 10.18; 3, Campbell 10.21; 4, Zisimides 10.30; 5, Tsuchie 10.40; 6, Jack Laurence VAN 10.97; 7, Detrickson Anson FSM 11.47; Ilgor Strakh UKR DNF

Heat 11: (-0.1) 1, Asahara 10.22; 2, Thompson 10.26; 3, Delai 10.32; 4, Powell 10.34; 5, Chinthaka De Zoysa SRI 10.43; 6, Anvar Kuchmuradov UZB 10.49; 7, Norberto Nsue GEQ 11.65; 8, Daniel Adachi PLW 11.90

Heat 12: (-0.3) 1, Esmie 10.22; 2, Ezinwa 10.23; 3, Tuffuor 10.24; 4, Katsantonis 10.36; 5, Gus Nketia NZL 10.41; 6, Ivan Slehoř CZE 10.55; 7, Peter Pulu PNG 10.77; 8, Trevor Davis AIA 11.07

Heat 13: (0.2) 1, Surin 10.32; 2, Wijmeersch 10.43; 3, Al-Kuwari 10.48; 4, Juan Pedro Toledo MEX 10.56; 5, José Illán ESP 10.60; 6, Amarildo Almeida GBS 10.92; 7, Huang Hsin-Ping TPE 11.09

Second round (First 2 & 4 fastest to semi-finals) (Aug 2)

Heat 1: (1.3) 1, Boldon 9.87; 2, Greene 9.90; 3, Andrey Fedoriv RUS 10.22; 4, Haris Papadias GRE 10.23; 5, Ian Mackie GBR 10.24; 6, Marcin Krzywanski POL 10.33; 7, Hiruyasu Tsuchie JPN 10.38; 8, Chris Donaldson NZL 10.40

Heat 2: (0.4) 1, Surin 10.06; 2, Pavlakakis 10.22; 3, Luis Pérez-Rionda CUB 10.25; 4, Piotr Balcerzak POL 10.32; 5, Prodomos Katsantonis CYP 10.33; 6, Erik Wijmeersch BEL 10.34; 7, Stéphane Cali FRA 10.47; Percy Spencer JAM DNS

Heat 3: (1.2) 1, Montgomery 9.99; 2, Bailey 10.10; 3, Campbell 10.13; 4, Cooper 10.21; 5, Ryszard Pilarczyk POL 10.26; 6, Saad Al-Kuwari QAT 10.40; 7, Peter Karlsson SWE 10.40; 8, André da Silva BRA 12.56

Heat 4: (-0.3) 1, Marsh 10.05; 2, Tuffuor 10.23; 3, Jean-Olivier Zirignon CIV 10.25; 4, Aleksandr Porkhomovskiy RUS 10.27; 5, Seun Ogunkoya NGR 10.33; 6, Donovan Powell JAM 10.35; 7, Marlon Devonish GBR 10.37; 8, Aninos Marcoullides CYP 10.39

Heat 5: (-0.7) 1, Nkansah 10.15; 2, Obikwelu 10.17; 3, Robert Esmie CAN 10.25; 4, Patrick Stevens BEL 10.31; 5, Sergejs Inšakovs LAT 10.34; 6, Stefano Tili ITA 10.36; 7, Jone Delai FIJ 10.47; 8, Renward Wells BAH 10.57

Heat 6: (0.5) 1, Fredericks 9.99; 2, Ezinwa 10.11; 3, Asahara 10.17; 4, Thompson 10.21; 5, Abdul Aziz Zakari GHA 10.29; 6, Yiannis Zisimides CYP 10.37; 7, Martin Lachkovics AUT 10.39; 8, Carlos Calado POR 10.41

Semi-finals (First 4 to final) (Aug 3)

Heat 1: (-0.8) 1, Boldon 10.00; 2, Ezinwa 10.15; 3, Marsh 10.21; 4, Surin 10.22; 5,

Athens 1997

Final (Aug 3) (0.2)

1,	Maurice Greene	USA	9.86	0.134
2,	Donovan Bailey	CAN	9.91	0.145
3,	Tim Montgomery	USA	9.94	0.134
4,	Frankie Fredericks	NAM	9.95	0.129
5,	Ato Boldon	TTO	10.02	0.123

Angelos Pavlakakis GRE 10.29; 6, Obadele Thompson BAR 10.30; 7, Emmanuel Tuffour GHA 10.33; 8, Darren Campbell GBR 10.37

Heat 2: (0.5) 1, Greene 9.90; 2, Bailey 9.91; 3, Fredericks 9.93; 4, Montgomery 10.08; 5, Eric Nkansah GHA 10.18; 6, Francis Obikwelu NGR 10.20; 7, Sayon Cooper LBR 10.30; 8, Nobuharu Asahara JPN 10.33

Seville 1999

Final (Aug 22) (0.2)

1,	Maurice Greene	USA	9.80	0.132
2,	Bruny Surin	CAN	9.84	0.127
3,	Dwain Chambers	GBR	9.97	0.140
4,	Obadele Thompson	BAR	10.00	0.145
5,	Tim Harden	USA	10.02	0.136
6,	Tim Montgomery	USA	10.04	0.136
7,	Jason Gardener	GBR	10.07	0.142
8,	Kareem Streete-Thompson	CAY	10.24	0.173

With the wind gauge barely registering at 0.2 (it was 0.1 for his world record 9.79) Greene was timed at history's second fastest time of 9.80 despite a flawed start. "The beginning of it was very shaky, but I didn't panic," he said. "The first two or three steps I was stumbling, but I was able to gather myself." He thus became only the second man (after Carl Lewis) to successfully defend a global 100 title. Surprisingly, in view of the winning time, he was pushed hard by Surin, at 32 in the form of his life and contesting his fifth World Championships 100m final. No man before has run 9.84 and lost, Surin matching fellow Canadian Donovan Bailey's Commonwealth record.

With Ato Boldon a non-starter and Fredericks scratching from his semi, the bronze was seized by Chambers who, at 21, became the youngest World Championships medallist in this event at that time. His 9.97 ranked him behind only Linford Christie on the European & UK all-time list. Greene, who covered the first half of the race in 5.55 and the second in 4.25, reached the 60m point in 6.39 just behind Surin (6.38) with Chambers third in 6.41.

First round (First 3 & 10 fastest to second round) (Aug 21)

Heat 1: (-0.6) 1, Greene 10.30; 2, Stevens 10.38; 3, Medvedev 10.39; 4, McCuaig 10.42; 5, Bradley Agnew RSA 10.51; 6, Pascual Esono GEQ 11.32; 7, Philam Garcia GUM 12.82

Heat 2: (-0.7) 1, Gardener 10.27; 2, Németh 10.28; 3, Hoïdis 10.30; 4, Martin Lachkovics AUT 10.47; 5, Erik Wijmeersch BEL 10.56; 6, Joel Mascoll STV 10.63; 7, Kamara Alpha SLE 10.80; 8, Matarr Njie GAM 11.09

Heat 3: (-0.5) 1, Fredericks 10.22; 2, Balcerzak 10.23; 3, Mayola 10.25; 4, Tili 10.35; 5, Édson Ribeiro BRA 10.47; 6, Toluta'u Koula TGA 11.11; 7, Dinh Minh Nguyen VIE 11.20

Heat 4: (-0.2) 1, Montgomery 10.27; 2, Theodoridis 10.32; 3, da Silva 10.41; 4, Toukene 10.44; 5, Gabriel Simón ARG 10.49; 6, Watson Nyambek MAS 10.54; 7, Roman Cress MHL 10.70; Ousmane Diarra MLI DQ (Tr4.4.3)

Heat 5: (-0.5) 1, Surin 10.18; 2, Campbell 10.37; 3, Chris Donaldson NZL 10.47; 4, Tetsuya Nakamura JPN 10.57; 5, Timothy Brooks AIA 11.08; 6, Patrickson Anson FSM 11.68; (3,) Asonze DQ (ADr10.8) (10.47)

Heat 6: (-0.9) 1, Chambers 10.34; 2, Ito 10.38; 3, Porkhomovskiy 10.42; 4, Kim Collins SKN 10.50; 5, Urban Acman SLO 10.56; 6, Pedro Nolet ESP 10.70; 7, Muhammad Abdel Baqi JOR 11.42; Joebert Delicano PHI DNS

Heat 7: (0.2) 1, Ezinwa 10.22; 2, Lewis 10.23; 3, Streete-Thompson 10.24; 4, Kafri 10.38; 5, Nkansah 10.42; 6, Sayon Cooper LBR 10.56; 7, Mohamed Brahim Ould MTN 11.17; 8, Imad Ahmed IRQ 11.26

Heat 8: (0.1) 1, Harden 10.18; 2, Calado 10.20; 3, Aliu 10.22; 4, Nowak 10.23; 5, Carlos Gats ARG 10.55; 6, Chintake De Soysa SRI 10.70; 7, Robertson Temaki NRU 12.14

Heat 9: (0.1) 1, Shirvington 10.24; 2, Esprit 10.28; 3, Myles-Mills 10.29; 4, Jarrett 10.34; 5, Pascal Dangbo BEN 10.64; 6, Amarildo Almeida GBS 10.80; 7, Misili Manu SAM 10.91

Heat 10: (0.8) 1, Thompson 10.26; 2, Meité 10.28; 3, Quinn 10.28; 4, Dobos 10.30; 5, de Lima 10.38; 6, Buckland 10.43; 7, Reanchai Seeharwong THA 10.45

Second round (First 3 & 1 fastest to semi-finals) (Aug 21)

Heat 1: (-0.1) 1, Gardener 10.04; 2, Lewis 10.18; 3, Ezinwa 10.23; 4, Matthew Quinn RSA 10.24; 5, Stefano Tili ITA 10.26; 6, Vitaliy Medvedev KAZ 10.26; 7, Yéorgos Theodoridis GRE 10.30; 8, Brad McCuaig CAN 10.61

Heat 2: (0.3) 1, Thompson 10.04; 2, Myles-Mills 10.10; 3, Shirvington 10.16; 4, Roland Németh HUN 10.16; 5, Hristóforos Hoïdis GRE 10.21; 6, Nathaniel Esprit AHO 10.29; 7, Vicente de Lima BRA 10.36; 8, Tommy Kafri ISR 10.36

Heat 3: (-0.6) 1, Chambers 10.08; 2, Harden 10.12; 3, Streete-Thompson 10.14; 4, Aleksandr Porkhomovskiy ISR 10.20; 5, Patrick Stevens BEL 10.23; 6, Piotr Balcerzak POL 10.29; 7, Stéphan Buckland MRI 10.39; (4,) Innocent Asonze NGR DQ (ADr10.8) (10.18)

Heat 4: (-0.4) 1, Fredericks 10.09; 2, Montgomery 10.12; 3, Campbell 10.12; 4, Mayola 10.15; 5, Patrick Jarrett JAM 10.22; 6, Eric Nkansah GHA 10.25; 7, Ibrahim

Meité CIV 10.34; 8, André da Silva BRA 10.37

Heat 5: (-0.2) 1, Greene 9.91; 2, Surin 9.95; 3, Dobos 10.22; 4, Deji Aliu NGR 10.22; 5, Carlos Calado POR 10.24; 6, Marcin Nowak POL 10.29; 7, Koji Ito JPN 10.40; 8, Claude Toukene CMR 10.48

Semi-finals (First 4 to final) (Aug 22)

Heat 1: (-0.7) 1, Greene 9.96; 2, Chambers 10.09; 3, Montgomery 10.14; 4, Streete-Thompson 10.14; 5, Darren Campbell GBR 10.15; Matt Shirvington AUS DQ (Tr16.8); Frankie Fredericks NAM & Freddy Mayola CUB DNS

Heat 2: (-0.3) 1, Surin 9.96; 2, Harden 10.05; 3, Thompson 10.07; 4, Gardener 10.10; 5, Brian Lewis USA 10.13; 6, Leonard Myles-Mills GHA 10.16; 7, Gábor Dobos HUN 10.47; Davidson Ezinwa NGR DQ (10.40)

X

Edmonton 2001

Final (Aug 5) (-0.2)

1,	Maurice Greene	USA	9.82	0.132
2,	Bernard Williams	USA	9.94	0.146
3,	Ato Boldon	TTO	9.98	0.148
4,	Dwain Chambers	GBR	9.99	0.160
5,	Kim Collins	SKN	10.07	0.162
6,	Christian Malcolm	GBR	10.11	0.142
7,	Abdul Aziz Zakari	GHA	10.24	0.148
(2.)	Tim Montgomery	USA	DQ (ADr10.8)	0.157 (9.85)

Rightful finalist: Uchenna Emedolu NGR

Greene retained his title after withstanding both injury and a determined challenge from compatriot Montgomery. After running 9.84 in Oslo in July, Montgomery was regarded as a serious threat to Greene, but in the final he was one of three false starters. Once the race began, Greene – wearing a black tourniquet below his left knee – was dominant. He seemed to be heading for a commanding victory, but then around 15m from the finish line appeared to tighten up.

Greene held on, though Montgomery closed and nearly got within dipping distance of the defending champion, who hobbled about after the finish line. Williams overtook Boldon in the closing stages to complete a US medal sweep.

Greene had suffered injuries to his left quadriceps and hamstring during the race, yet still clocked 9.82 into a slight headwind, the third-fastest ever. His coach John Smith estimated that Greene's winning time would have been 9.77 without the injuries. "I can say that it was my best race, up to 65 or 70 metres, ever," remarked Greene. "I took my body where it was not prepared to go, and when your body is not prepared for something, it will break down."

In the second round, the wind gauge failed completely, meaning that Mark Lewis-Francis's time of 9.97 could never be recognised as a world junior record. The big story of the first round was that of 135kg American Samoan Trevor "the Tortoise" Misipeka, who clocked 14.28 in the opening heat. He had planned to put the shot in Edmonton but did not have the minimum qualifying standard required for field events. "I didn't feel embarrassed," he said. "most Samoans are big-boned."

In summer 2004, the US Anti-Doping Agency wrote to Montgomery informing him that he was to be charged with anti-doping violations as a consequence of the federal investigation into the Californian Bay Area Laboratory Co-Operative (BALCO), a Northern California nutrition company. The case eventually went before the Court of Arbitration for Sport, who in December 2005 found Montgomery guilty of years of doping violations. He was banned for two years from 2005 and all his results from March 31, 2001 were annulled. These included a 100m world record of 9.78 in 2002 and, of course, his world silver and relay gold from 2001. Therefore Williams and Boldon were promoted to Edmonton silver and bronze.

First round (First 3 & 7 fastest to second round) (Aug 4)

Heat 1: (-0.2) 1, Collins 10.30; 2, Calligny 10.32; 3, Andam 10.40; 4, Nagel 10.49; 5, Chiang Wai Hung HKG 10.85; 6, Diego Ferreira PAR 10.97; 7, Philam Garcia GUM 11.12; 8, Trevor Misipeka ASA 14.28

Heat 2: (-0.9) 1, Zakari 10.26; 2, Douglas 10.35; 3, Bredwood 10.43; 4, Anthony Ferro BEL 10.53; 5, Idrissa Sanou BUR 10.60; 6, Matarr Njie GAM 10.95; 7, Dylan Menzies NFI 11.57

Heat 3: (-0.3) 1, Shirvington 10.29; 2, Al-Saffar 10.31; 3, Orialla 10.32; 4, Lindel Frater JAM 10.57; 5, Sherwin James DMA 10.76; 6, Gian Nicola Berardi SMR 10.76; 7, Asif Hameed PAK 10.84

Heat 4: (0.3) 1, Williams 10.20; 2, Malcolm 10.24; 3, Hartonen 10.32; 4, Patros 10.38; 5, Ricardo Alves POR 10.55; 6, Vahagn Javakhvan ARM 10.92; 7, Rommel Espera NMI 12.21

Heat 5: (0.0) 1, Greene 10.33; 2, Bengono 10.36; 3, Boussombo 10.38; 4, Reanchai Seehawong THA 10.53; 5, Francesco Scuderi ITA 10.53; 6, Gibrilla Pato Bangura SLE 10.86; 7, Zakaria Messaïk LBN 10.96

Heat 6: (-0.4) 1, Asahara 10.25; 2, Ertzgaard 10.42; 3, Quinn 10.43; 4, N'Dri 10.47; 5, Harper 10.48; 6, Deodato Freitas STP 11.09; 7, Bourgnasit Chanthachack LAO 11.59

Heat 7: (0.0) 1, Surin 10.28; 2, Thompson 10.30; 3, Meité 10.45; 4, Sayon Cooper LBR 10.62; 5, Rashid Chouhal MLT 10.71; 6, Ruslan Rusidze GEO 10.83; 7, Sani Biao TOG 11.00; Freddy Mayola CUB DQ (Tr16.8)

Heat 8: (0.7) 1, Lewis-Francis 10.24; 2, Chernovol 10.34; 3, Al-Yami 10.34; 4, Akihiro Yasui JPN 10.51; 5, Denis Gutiérrez NCA 10.99; Curtis Johnson USA DNS

Heat 9: (0.0) 1, Emedolu 10.18; 2, Chambers 10.27; 3, Okeke 10.35; 4, Goebel 10.42; 5, Tsai Meng-Lin TPE 10.57; 6, Mohd Roach SAM 10.78; 7, John Howard FSM 11.05; 8, Sesi Salt TGA 11.85

Heat 10: (0.0) 1, Souza 10.41; 2, Macrozonaris 10.43; 3, Balcerzak 10.45; 4, Hiroyasu Tsuchie JPN 10.54; 5, Philemon Roy VAN 11.41; 6, David Lightbourne TCI 11.53; (1.) Montgomery DQ (ADr10.8) (10.38)

Heat 11: (0.0) 1, Boldon 10.13; 2, Bailey 10.20; 3, Porkhomovskiy 10.42; 4, Loum 10.50; 5, Andrew Konai SOL 11.10; 6, Harmon Harmon COK 11.37; Helly Ollarves VEN DNS

Second round (First 3 & 1 fastest to semi-finals) (Aug 4)

No wind information for any of these five races due to malfunction of wind gauge. Observers feel the races were probably wind-assisted

Heat 1: 1, Collins 10.00w; 2, Emedolu 10.06; 3, Douglas 10.09; 4, Morne Nagel RSA 10.20; 5, John Ertzgaard NOR 10.25; 6, Nick Macrozonaris CAN 10.28; 7, Alex Porkhomovskiy ISR 10.28; (1.) Montgomery DQ (ADr10.8) (9.92)

Heat 2: 1, Greene 9.88w; 2, Boldon 10.06; 3, Bailey 10.11; 4, Cláudio de Souza BRA 10.26; 5, Serge Bengono CMR 10.27; 6, Oumar Loum SEN 10.42; 7, Mathew Quinn RSA 10.46; Llewelyn Bredwood JAM DNS

Heat 3: 1, Lewis-Francis 9.97w; 2, Thompson 10.03; 3, Surin 10.11; 4, Tommi Hartonen FIN 10.21; 5, Salem Al-Yami KSA 10.21; 6, Fabrice Calligny FRA 10.22; 7, Eric N'Dri CIV 10.29; 8, Tim Goebel GER 10.31

Heat 4: 1, Chambers 9.97w; 2, Asahara 10.06; 3, Zakari 10.11; 4, Aham Okeke NOR 10.15; 5, Jamal Al-Saffar KSA 10.17; 6, Piotr Balcerzak POL 10.33; 7, David Patros FRA 10.34; Antoine Boussombo GAB DNS

Heat 5: 1, Williams 9.95w; 2, Malcolm 10.09; 3, Shirvington 10.14; 4, Kenneth Andam GHA 10.26; 5, Gennadiy Chernovol KAZ 10.28; 6, Chinedu Orialla NGR 10.30; 7, Jacey Harper TTO 10.45; 8, Ibrahim Meité CIV 10.48

Semi-finals (First 4 to final) (Aug 5)

Heat 1: (-1.2) 1, Greene 10.01; 2, Boldon 10.12; 3, Collins 10.12; 4, Zakari 10.17; 5, Mark Lewis-Francis GBR 10.26; 6, Donovan Bailey CAN 10.33; 7, Nobuharu Asahara JPN 10.33; 8, Troy Douglas NED 10.47

Heat 2: (-1.7) 1, Williams 10.06; 2, Chambers 10.10; 3, Malcolm 10.24; 4, Uchenna Emedolu NGR 10.29; 5, Obadele Thompson BAR 10.31; 6, Matt Shirvington AUS 10.32; 7, Bruny Surin CAN 11.39; (2.) Montgomery DQ (ADr10.8) (10.07)

XX

Paris 2003

Final (Aug 25) (0.0)			To 1000th
1,	Kim Collins	SKN	10.07 0.148 (10.065)
2,	Darrel Brown	TTO	10.08 0.152 (10.073)
3,	Darren Campbell	GBR	10.08 0.112 (10.076)
4,	Bernard Williams	USA	10.13 0.133 (10.128)
5,	Deji Aliu	NGR	10.21 0.132 (10.205)
6,	Uchenna Emedolu	NGR	10.22 0.164 (10.211)
(4.)	Dwain Chambers	GBR	DQ (ADr10.8) 0.145 (10.079)
(5.)	Tim Montgomery	USA	DQ (ADr10.8) 0.140 (10.101)

Rightful finalists: Nicolas Macrozonaris CAN & Dwight Thomas JAM

Kim Collins was a popular albeit narrow winner from the inside lane. It was the closest finish yet to a major 100m, with just 11 thousandths covering the first three. Yet the three US Edmonton medallists were not factors. Maurice Greene placed eighth in his semi, injured, while Montgomery and Williams placed fourth and fifth in the final. Silver medallist Brown had broken the world junior record in the third heat of the second round, but that stage of the contest was overshadowed by the actions of Jon Drummond.

At the 2001 World Athletics Congress, a rule change was approved which meant that any athlete causing a second false start would be automatically disqualified. The new rule was applied from January 1, 2003 with the desired effect of generally reducing the number of false starts. Paris was the first World Championships with the new ruling, and it was followed smoothly in the first round. One by one, three men were disqualified and each was escorted from the track to sympathetic applause.

In the second of the quarter-finals, there was an initial false start by Dwight Thomas of Jamaica. A yellow card was then shown to all eight starters as a warning that a further false start would result in disqualification. The recall gun went off again and this time a red card was shown to both Drummond (reaction 0.052 compared with the allowable threshold of 0.1) and Powell (0.086). Replays did appear to show that Drummond's foot twitched in the blocks, but he did not accept his fate. While Powell waited in hope behind the start, the 34 year-old American – a relay gold medallist in 1993 and 1999 – remonstrated with judges, stirred up the crowd and lay down on the track. Even when he did leave the arena, it proved impossible to start the race because of crowd noise in reaction to the affair. The heat was eventually staged after the third and fourth quarter-finals, around 55 minutes late. Later, Drummond was disqualified from the entire championships "for behaviour likely to bring the sport into disrepute."

There was a further unwanted footnote. Chambers – the Seville bronze medallist – was disqualified in retrospect after it was found that he had committed a doping violation on August 1. He had originally been part of the blanket finish, placing fourth, just three thousandths behind Campbell. Two years later, Montgomery's disqualification was also confirmed (see report of the 2001 100m).

First round (First 3 & 2 fastest to second round) (Aug 24)

Heat 1: (0.7) 1, Thompson 10.15; 2, Theodorides 10.17; 3, Lewis-Francis 10.17; 4, Jarbas Mascarenhas BRA 10.36; 5, Darren Gilford MLT 10.60; 6, Abubaker El Tawerghi LBA 10.96; 7, Hadhari Djaffar COM 11.05

Heat 2: (0.8) 1, Williams 10.19; 2, Vries 10.20; 3, Dobos 10.22; 4, Asahara 10.23; 5, Souhalia Alamou BEN 10.46; 6, Khalil Al-Hanahneh JOR 10.81; 7, Patrick Mocchi-Raoumbé GAB 11.03; Vahagn Javakhyan ARM DQ (Tr16.8)

Heat 3: (0.0) 1, Johnson 10.29; 2, Frater 10.32; 3, Chernovol 10.33; 4, Alexander Kosenkow GER 10.36; 5, Idrissa Sanou BUR 10.42; Mohamed Tamim LBN DQ (Tr16.8); Maqhawe Maseko SWZ DQ (Tr16.8)

Heat 4: (-0.2) 1, Campbell 10.18; 2, Macrozonaris 10.23; 3, Chen 10.31; 4, Konstantin Rurak UKR 10.46; 5, Markus Pöyhönen FIN 10.63; 6, Gian Nicola Berardi SMR 10.84; 7, Reginaldo Micha Ndong GEO 11.47; 8, Devi Bahadur Basnet NEP 11.47

Heat 5: (1.7) 1, Brown 10.10; 2, Ribeiro 10.20; 3, Suryo Agung Wibowo INA 10.64; 4, Sayon Cooper LBR 10.67; 5, Jay Jay Capelle NRU 11.49; 6, Kaewanteti Mwatiera KIR 11.86; (1.) Montgomery DQ (ADr10.8) (10.07)

Heat 6: (0.5) 1, Drummond 10.22; 2, Nthépé 10.30; 3, Osovnikar 10.31; 4, Aziz Zakari GHA 10.48; 5, Chiang Wai Hung HKG 10.70; 6, Arben Makaj ALB 10.87; 7, Nodjaldom Mobebe CHA 11.38; 8, Assad Ahmadi AFG 11.99

Heat 7: (0.1) 1, Shirvington 10.30; 2, Németh 10.37; 3, Prodromos Katsantonis CYP 10.46; 4, Salem Al-Yami KSA 10.51; 5, Serge Bengono CMR 10.56; 6, John Howard FSM 11.08; 7, Nay Aung MYA 11.37; (2.) Chambers DQ (ADr10.8) (10.33)

Heat 8: (-0.6) 1, Nkansah 10.18; 2, Greene 10.18; 3, Emedolu 10.22; 4, Marc Burns TTO 10.28; 5, Churandy Martina AHO 10.35; 6, Xuan Tran Van VIE 10.78; 7, Mohd Yusof Alias SGP 11.02; 8, Mohammed Shamsuddin BAN 11.18

Heat 9: (0.9) 1, Powell 10.05; 2, Collins 10.09; 3, Myles-Mills 10.25; 4, Anson Henry CAN 10.33; 5, Eric N'Dri CIV 10.38; 6, Aaron Egbele NGR 10.43; 7, Andre Blackman GUY 10.86; 8, Zoran Josifovski MKD 11.63

Heat 10: (0.7) 1, Aliu 10.19; 2, Thomas 10.22; 3, Boldon 10.23; 4, Pogon 10.26; 5, Roger Anguono-Moke CGO 10.50; 6, Sébastien Gattuso MON 10.94; 7, Jason Molisingi VAN 11.20; 8, Somphavanh Somchanmavong LAO 11.43

Second round (First 4 to semi-finals) (Aug 24)

Heat 1: (0.6) 1, Williams 10.12; 2, Vries 10.18; 3, Asahara 10.23; 4, Aimé-Issa Nthépé FRA 10.25; 5, Leo Myles-Mills GHA 10.25; 6, Matt Shirvington AUS 10.28; 7, Gábor Dobos HUN 10.34; (1.) Montgomery DQ (ADr10.8) (10.04)

Heat 2: (0.7) 1, Boldon 10.09; 2, Emedolu 10.13; 3, Macrozonaris 10.16; =4, Pogon & Thomas 10.23; 6, Patrick Johnson AUS 10.27; Asafa Powell JAM DQ (Tr16.8); Jon Drummond USA DQ (Tr16.8)

Heat 3: (0.0) 1, Brown 10.01; 2, Campbell 10.14; 3, Nkansah 10.15; 4, Lewis-Francis 10.18; 5, Yórgos Theodorides GRE 10.25; 6, Michael Frater JAM 10.25; 7, Matic Osovnikar SLO 10.35; 8, Gennadiy Chernovol KAZ 10.42

Heat 4: (0.6) 1, Collins 10.02; 2, Greene 10.04; 3, Aliu 10.04; 4, Obadele Thompson BAR 10.14; 5, Édson Ribeiro BRA 10.28; 6, Chen Haijian CHN 10.32; 7, Roland Németh HUN 10.40; (2.) Chambers DQ (ADr10.8) (10.03)

Semi-finals (First 4 to final) (Aug 25)

Heat 1: (0.5) 1, Williams 10.11; 2, Emedolu 10.15; 3, Collins 10.16; 4, Nicolas Macrozonaris CAN 10.27; 5, Eric Nkansah GHA 10.39; 6, Nobuharu Asahara JPN 10.42; 7, Mark Lewis-Francis GBR 10.44; (2.) Montgomery DQ (ADr10.8) (10.14)

Heat 2: (0.6) 1, Brown 10.11; 2, Campbell 10.12; 3, Aliu 10.14; 4, Dwight Thomas JAM 10.19; 5, Ato Boldon TTO 10.22; 6, Ronald Pogon FRA 10.25; 7, Maurice Greene USA 10.37; 8, Sherwin Vries RSA 11.41; (1.) Chambers DQ (ADr10.8) (10.06)

Helsinki 2005

Final (Aug 7) (0.4)

1,	Justin Gatlin	USA	9.88	0.157
2,	Michael Frater	JAM	10.05	0.141

3,	Kim Collins	SKN	10.05	0.146
4,	Francis Obikwelu	POR	10.07	0.134
5,	Dwight Thomas	JAM	10.09	0.138
6,	Leonard Scott	USA	10.13	0.123
7,	Marc Burns	TTO	10.14	0.165
8,	Aziz Zakari	GHA	10.20	0.131

Until two weeks prior to the championships this was one of the most eagerly anticipated events. Then, the world record setter Asafa Powell was injured in London, and the race lost some of its gloss. Six of the heats were won in 10.19 or quicker, with Scott the fastest in 10.12. The second round saw Paris silver medallist Brown produce the fastest time (10.10) in the final heat, which saw five men qualify for the semi-finals. Olympic Champion and hot favourite Gatlin had won his heat and second round without pressing, but in the semi-finals he led by a metre before easing up in 9.99. The first heat had been won by Scott in 10.09 with a light following wind (0.5), while Gatlin's time had been run into a 1.0 wind – making Britain's Gardener somewhat unlucky not to make the final after running 10.08 in Gatlin's heat.

Scott, always a good starter, headed the field in the final after reacting fastest and driving powerfully out of the blocks. By 30m he was half a metre up on the field, with Collins and the slow-starting Gatlin battling for second. At 60m Gatlin had caught Scott, and the heavily-muscled (1.81/84kg) Scott began to fade, and Gatlin surged ahead. By the finish he was almost 2m clear. Texas Christian University graduates Frater and Collins filled the lesser medal positions. The race was run at 9.30pm with the temperature at 18°C, less than perfect conditions for a fast time.

“Even if Asafa had been in the race I'd have been number one,” said Gatlin, who went on to win the Helsinki 200m. “I'm the one who came to the big dance and stopped the show.” Gatlin was suspended for four years in April 2006 when he failed a doping control test for testosterone.

First round (First 3 & 8 fastest to second round) (Aug 6)

Heat 1: (0.6) 1, Obikwelu 10.17; 2, Crawford 10.23; 3, Collio 10.27; 4, Macrozonaris CAN 10.40; 5, Philam Garcia GUM 10.79; 6, Derrick Atkins BAH 11.57; 7, Harmon Harmon COK 11.84; 8, Mariuti Uan KIR 11.92

Heat 2: (0.9) 1, Pogonon 10.15; 2, Waugh 10.16; 3, Fasuba 10.19; 4, Hoogmoed 10.31; 5, Chyla 10.39; 6, Shameer Ayub SGP 10.82; 7, Chi Kun Au MAC 11.11

Heat 3: (0.9) 1, Thomas 10.15; 2, Johnson 10.20; 3, Brown 10.25; 4, Osovnikar 10.40; 5, Markus Pöyhönen FIN 10.49; 6, Souhalia Alamou BEN 10.90; 7, Wally Kirika PNG 11.01

Heat 4: (0.4) 1, Gatlin 10.16; 2, Ross 10.28; 3, Asahara 10.40; 4, Lewis-Francis 10.40; 5, Leigh Julius RSA 10.51; 6, Darrel Roligat NMI 11.49; 7, Daraphirit Sam CAM 11.85

Heat 5: (0.0) 1, Scott 10.12; 2, Emedolu 10.17; 3, Harper 10.31; 4, Thompson 10.32; 5, Pierre Browne CAN 10.50; 6, Deamo Baguga NRU 11.64; 7, Phomma Kheiabmavong LAO 11.83

Heat 6: (0.4) 1, Devonish 10.25; 2, Burns 10.42; 3, Martina 10.46; 4, Thalasang Molapisi BOT 10.71; 5, Vazaldes Nascimento STP 11.07; 6, John Howard FSM 11.24; 7, Ali Shareef MDV 11.44; Eric N'Dri CIV DNF

Heat 7: (0.3) 1, Collins 10.31; 2, Frater 10.32; 3, Sanou 10.43; 4, Al-Yami 10.45; 5, Sainfleur 10.47; 6, Rolando Palacios HON 10.73; 7, Wilfried Bingangoye GAB 10.86; 8, Darren Gilford MLT 10.89

Heat 8: (-1.4) 1, Gardener GBR 10.19; 2, Zakari GHA 10.30; 3, Aliu NGR 10.36; 4, Daniel Bailey ANT 10.49; 5, Cláudio Roberto Souza BRA 10.55; 6, Fonseca Neto ANG 11.01; 7, Reginaldo Micha Ndong GEQ 11.57

Second round (First 3 & 4 fastest to semi-finals) (Aug 6)

Heat 1: (-2.0) 1, Gatlin 10.27; 2, Thomas 10.28; 3, Zakari 10.41; 4, Patrick Johnson AUS 10.48; 5, Mark Lewis-Francis GBR 10.53; 6, Nobuharu Asahara JPN 10.58; 7, Simone Collio ITA 10.60; Lukasz Chyla POL DNS

Heat 2: (-1.2) 1, Scott 10.19; 2, Fasuba 10.24; 3, Burns 10.29; 4, Collins 10.32; 5, Ainsley Waugh JAM 10.39; 6, Churandy Martina AHO 10.48; 7, Guus Hoogmoed NED 10.51; 8, Juan Sainfleur DOM 10.74

Heat 3: (0.7) 1, Obikwelu 10.19; 2, Crawford 10.25; 3, Gardener 10.31; 4, Ross 10.31; 5, Deji Aliu NGR 10.39; 6, Jacey Harper TTO 10.39; 7, Matic Osovnikar SLO 10.48; 8, Nicolas Macrozonaris CAN 10.48

Heat 4: (-1.0) 1, Brown 10.10; 2, Pogonon 10.11; 3, Frater 10.12; 4, Emedolu 10.16; 5, Marlon Devonish GBR 10.20; 6, Obadele Thompson BAR 10.34; 7, Salem Mubarak Al-Yami KSA 10.48; 8, Idrissa Sanou BUR 10.80

Semi-finals (First 4 to final) (Aug 7)

Heat 1: (0.5) 1, Scott 10.08; 2, Frater 10.09; 3, Burns 10.12; 4, Obikwelu 10.13; 5, Olusoji Fasuba NGR 10.18; 6, Marlon Devonish GBR 10.24; 7, Joshua Ross AUS 10.27; 8, Shawn Crawford USA 10.28

Heat 2: (-1.0) 1, Gatlin 9.99; 2, Zakari 10.00; 3, Thomas 10.06; 4, Collins 10.07; 5, Jason Gardener GBR 10.08; 6, Uchenna Emedolu NGR 10.16; 7, Darrel Brown TTO 10.16; 8, Ronald Pogonon FRA 10.17

Osaka 2007

Final (Aug 26) (-0.5)

1,	Tyson Gay	USA	9.85	0.143
2,	Derrick Atkins	BAH	9.91	0.137
3,	Asafa Powell	JAM	9.96	0.145
4,	Olusoji Fasuba	NGR	10.07	0.130
5,	Churandy Martina	AHO	10.08	0.180
6,	Marlon Devonish	GBR	10.14	0.149
7,	Matic Osovnikar	SLO	10.23	0.172
8,	Marc Burns	TTO	10.29	0.166

There were two principals, Gay who had run 9.84 in the US Championships, while world record holder Powell, recovering from an injury, had a 9.90 to his credit from July. After Devonish had been fastest in the heats, the quarter-finals saw the contenders easing back, as Powell ran 10.01, coming off the throttle at 60m. In the semi-finals Powell again shut down, and was headed by Atkins, while Gay won the other race in 10.00. A feature of the preliminaries was the failure of Gay's compatriots. Jelks was injured and Samuels eliminated in the quarter-finals.

For the first time in world championship 100m history, athletes from eight different countries qualified for the final. In the big race Powell was off quicker than his rivals, and he was a half metre ahead by 30m (3.83 for Powell, 3.86 for Gay), with Atkins a fraction behind the American. Powell still held the lead by two hundredths at 60m (6.42), but the Jamaican was beginning to tense up. Gay caught him at 70m, before surging away to win from Atkins, who himself caught Powell just after 90m. The Jamaican admitted that he “just panicked and tightened up”, while Gay noted that “at about 70m I knew I had a great chance of winning.” The winner ran the two halves of his race in 5.59 and 4.26 compared with 5.62/4.29 by Atkins and 5.57/4.39 Powell.

First round (First 3 & 8 fastest to second round) (Aug 25)

Heat 1: (1.0) 1, Asahara 10.14; 2, Gay 10.19; 3, Vries 10.30; 4, Collins 10.34; 5, José Carlos Moreira BRA 10.46; 6, Muhammad Patoniah INA 10.92; 7, Tyrone Omar NMI 11.00; 8, Iwane Dovumata FJI 11.09; 9, Tim Natua KIR 11.51

Heat 2: (1.0) 1, Christian 10.16; 2, Pickering GBR 10.24; 3, Atkins BAH 10.25; 4, Fasuba NGR 10.27; 5, Sandro Viana BRA 10.46; 6, Darren Gilford MLT 10.92; 7, Keiron Rogers AIA 11.05; 8, Reginaldo Micha Ndong GEQ 11.59; 9, Tika Ram Tharu NEP 11.83

Heat 3: (-1.5) 1, Devonish 10.13; 2, Osovnikar 10.21; 3, Collio 10.22; 4, Gibrilla Pato Bangura SLE 10.50; 5, Béranger Bossé CAF 10.59; 6, Jaye Jaye Capelle NRU 11.02; 7, Pao Hin Fong MAC 11.21; Francis Obikwelu POR DQ (Tr16.8)

Heat 4: (-1.5) 1, Thompson 10.29; 2, Henry 10.31; 3, Rodríguez 10.37; 4, Idrissa Sanou BUR 10.61; 5, Franklin Nazareno ECU 10.73; 6, Chris Meke Walasi SOL 11.07; 7, Sloane Sanitoo ASA 12.64; 8, Mark Jelks USA 13.64

Heat 5: (-0.1) 1, Vizcaino 10.21; 2, Campbell 10.31; 3, de Lima 10.34; 4, Samuels 10.39; 5, Wilfried Bingangoye GAB 10.53; 6, Yahya Hassan Habeeb KSA 10.65; 7, Aisea Tohi TGA 11.10; 8, Muhammad Haziq Haji Awang BRU 11.22

Heat 6: (1.5) 1, Bledman 10.29; 2, Powell 10.34; 3, Mbandjock 10.36; 4, Suciú 10.38; 5, Holder da Silva GBS 10.68; 6, Ruslan Abbasov AZE 10.72; 7, Borislav Savic MNE 10.88; 8, Moussa Camara GUI 11.49; 9, Odingo Gordon MNT 11.58

Heat 7: (-0.1) 1, Carter 10.17; 2, Tsukahara 10.20; 3, Johnson 10.25; 4, La Mastra 10.27; 5, Sébastien Gattuso MON 10.55; 6, Jurgen Themen SUR 10.96; 7, Jack Howard FSM 11.03; 8, Dayne O'Hara NFI 11.86; Samuel Francis QAT DNF

Heat 8: (-1.0) 1, Martina 10.16; 2, Lewis-Francis 10.21; 3, Burns 10.22; 4, Ross 10.34; 5, Kuć 10.42; 6, Zumer 10.45; 7, Mounir Mahadi CHA 11.24; 8, Walid Anwari AFG 11.75

Second round (First 4 to semi-finals) (Aug 25)

Heat 1: (0.8) 1, Powell 10.01; 2, Atkins 10.02; 3, Osovnikar 10.13; 4, Asahara 10.16; 5, Rosario La Mastra ITA 10.32; 6, Dariusz Kuć POL 10.37; 7, Martial Mbandjock FRA 10.39; 8, Richard Thompson TTO 10.44

Heat 2: (-0.5) 1, Gay 10.06; 2, Devonish 10.13; 3, Fasuba 10.24; 4, Campbell 10.28; 5, Simone Collio ITA 10.31; 6, Keston Bledman TTO 10.33; 7, Ángel David Rodríguez ESP 10.39; 8, Jan Zumer SLO 10.44

Heat 3: (-0.6) 1, Martina 10.10; 2, Lewis-Francis 10.17; 3, Henry 10.20; 4, Carter 10.23; 5, J-Mee Samuels USA 10.29; 6, Patrick Johnson AUS 10.29; 7, Sherwin Vries RSA 10.36; 8, Florin Suciú ROU 10.41

Heat 4: (-0.3) 1, Pickering 10.21; 2, Burns 10.21; 3, Christian 10.26; 4, Collins 10.30; 5, Naoki Tsukahara JPN 10.31; 6, Vicente de Lima BRA 10.38; 7, Henry Vizcaino CUB 10.40; 8, Joshua Ross AUS 10.42

Semi-finals (First 4 to final) (Aug 26)

Heat 1: (0.3) 1, Atkins 10.04; 2, Powell 10.08; 3, Osovnikar 10.17; 4, Burns 10.21; 5, Kim Collins SKN 10.21; 6, Craig Pickering GBR 10.29; 7, Brendan Christian ANT 10.29; 8, Nobuharu Asahara JPN 10.36

Heat 2: (0.1) 1, Gay 10.00; 2, Devonish 10.12; 3, Martina 10.15; 4, Fasuba 10.18; 5, Mark Lewis-Francis GBR 10.19; 6, Anson Henry CAN 10.20; 7, Nesta Carter JAM 10.28; 8, Clement Campbell JAM 10.28

Berlin 2009

Final (Aug 16) (0.9)

1,	Usain Bolt	JAM	9.58 ^{WR}	0.146
2,	Tyson Gay	USA	9.71	0.144
3,	Asafa Powell	JAM	9.84	0.134
4,	Daniel Bailey	ANT	9.93	0.129
5,	Richard Thompson	TTO	9.93	0.119
6,	Dwain Chambers	GBR	10.00	0.123
7,	Marc Burns	TTO	10.00	0.165
8,	Darvis Patton	USA	10.34	0.149

The three favourites took things very easy in the first round with Gay (10.16) running the fastest time of the morning and Bolt (10.20) looking very relaxed. Powell was too relaxed, and eased off so much that he almost missed qualifying. He returned with the fastest time of the second round (9.95).

A frisson of shock ran through the crowd when Bolt false-started in the first semi-final. The Jamaican took an early lead when the field did get away, and was a body length clear at 70m before easing down to win in 9.89. The second semi-final featured a poor start by Gay, and a smooth pickup by Powell. Gay eventually took the lead with 10m to go.

With expectations high of a special performance from Bolt, the field got away first time in the final, with Bolt marginally ahead of the field by 20m. From that point on, Bolt was quicker than the opposition with each stride. Despite the fact that Tyson Gay was operating at US record pace, Bolt effortlessly and majestically flowed away. By 60m – reached in an unprecedented 6.31 – Bolt was clearly ahead of Gay (6.39) and Powell (6.42). By 80m Bolt (7.92) was about a metre clear of Gay (8.01), with Powell (8.10) easing off slightly in the knowledge that he would place no better than third.

In Beijing exactly one year earlier, Bolt shut down at this point but still set a world record 9.69. This time he continued running hard and the result was 9.58 (9.572), while Gay ran a magnificent 9.71 (9.705). Less than a metre covered the next four, with Bailey just edging Thompson for fourth by 0.004, and Chambers an identically small margin ahead of Burns for sixth.

First round (First 3 & 4 fastest to second round) (Aug 15)

Heat 1: (-0.4) 1, Frater 10.30; 2, Abrantes 10.41; 3, Kimura 10.47; 4, Simone Collio ITA 10.49; 5, Matic Osovnikar SLO 10.52; 6, Bérenger Bossé CAF 10.55; 7, Jack Iroga SOL 10.98; Dominic Carroll GIB DNF

Heat 2: (-0.2) 1, Patton 10.26; 2, Di Gregorio 10.35; 3, Eriguchi 10.38; 4, Barakat Al-Harhi OMA 10.41; 5, Stefan Schwab GER 10.50; 6, Liqat Ali PAK 10.64; 7, Oumar Bella Bah GUI 11.20

Heat 3: (-0.4) 1, Mbandjock 10.28; 2, Metu 10.38; 3, Powell 10.38; 4, Aziz Ouhadi MAR 10.40; 5, Derrick Atkins BAH 10.44; 6, Ivano Bucci SMR 11.24; 7, Leon Mengloi PLW 11.60

Heat 4: (-0.1) 1, Chambers 10.18; 2, Fasuba 10.31; 3, Edwards 10.32; 4, Ben Youssef Meité CIV 10.41; 5, Shehan Abeypitiyage SRI 10.53; 6, Wilfried Bingangoye GAB 10.62; 7, Mohamed Faisal BRU 11.12; 8, Massoud Azizi AFG 11.79

Heat 5: (-0.7) 1, Bailey 10.26; 2, Ndure 10.35; 3, Griffith 10.37; 4, Tobias Unger GER 10.42; 5, Adrian Durant ISV 10.46; 6, Jurgen Themen SUR 11.24; 7, Yondan Namelo FSM 11.78

Heat 6: (-0.8) 1, Lemaitre 10.23; 2, Burns 10.39; 3, Kuć 10.46; 4, Ryan Moseley AUT 10.58; 5, Franklin Nazareno ECU 10.71; 6, Tsui Chi Ho HKG 10.77; 7, Mohamed Masudul Karim BAN 11.32; 8, Quaski Itaia NRU 11.76

Heat 7: (0.4) 1, Hinds 10.30; 2, Williamson 10.34; 3, Pogonon 10.35; 4, Keller 10.35; 5, Rodriguez 10.39; 6, Basílio de Moraes BRA 10.54; 7, Denvil Ruan AIA 11.31; 8, Soulisack Silisavadymao LAO 11.66

Heat 8: (0.0) 1, Callander 10.24; 2, Martina 10.26; 3, Grueso 10.27; 4, Palacios 10.28; 5, Lumain Fernando INA 10.76; 6, Hussain Haleem MDV 11.00; 7, Su Wai'bou Sanneh GAM 11.02; (1), Francis DQ (ADr10.8) (10.21)

Heat 9: (-0.5) 1, Bolt 10.20; 2, Phiri 10.30; 3, Oghoogheneonano 10.30; 4, Bryan Barnett CAN 10.42; 5, José Carlos Moreira BRA 10.55; 6, Aisea Tohi TGA 11.32; 7, Okilani Tinilau TUV 11.57

Heat 10: (-0.3) 1, Thompson 10.36; 2, Edgar 10.42; 3, Magakwe 10.54; 4, Aziz Zakari GHA 10.57; 5, Idrissa Sanou BUR 10.74; 6, Youssouf Mhadjoub COM 10.89; 7, Desislav Gunev BUL 11.07; 8, Nooa Takooa KIR 11.74

Heat 11: (-0.2) 1, Gay 10.16; 2, Collins 10.28; 3, Cerutti 10.36; 4, Kemar Hyman CAY 10.59; 5, Carlos Jorge DOM 10.73; 6, Aaron Victorian ARR 11.37; 7, Tiraa Arere COK 11.55

Heat 12: (-0.4) 1, Rodgers 10.25; 2, Tsukahara 10.28; 3, Harris 10.35; 4, Ramon Gittens BAR 10.47; 5, Cédric Nabe SUI 10.51; 6, Danny D'Souza SEY 10.92; 7, Phillip Poznanski MHL 11.97; 8, Clayton Kenty NMI 12.29

Second round (First 3 & 1 fastest to semi-finals) (Aug 15)

Heat 1: (-0.7) 1, Chambers 10.04; 2, Thompson 10.08; 3, Mbandjock 10.22; 4, Emanuele Di Gregorio ITA 10.26; 5, Adam Harris GUY 10.39; 6, Arnaldo Abrantes

POR 10.40; 7, Martin Keller GER 10.40; 8, Masashi Eriguchi JPN 10.45

Heat 2: (0.4) 1, Rodgers 10.01; 2, Edgar 10.12; 3, Tsukahara 10.15; 4, Phiri 10.16; 5, Egwero Oghoogheneonano NGR 10.19; 6, Simon Magakwe RSA 10.71; Daniel Grueso COL DQ (Tr16.8); Christophe Lemaitre FRA DQ (Tr16.8)

Heat 3: (-0.4) 1, Powell 9.95; 2, Patton 10.05; 3, Burns 10.12; 4, Kim Collins SKN 10.20; 5, Olusoji Fasuba NGR 10.25; 6, Ronald Pogonon FRA 10.27; 7, Shintaro Kimura JPN 10.54; (5), Samuel Francis QAT DQ (ADr10.8) (10.20)

Heat 4: (0.1) 1, Gay 9.98; 2, Frater 10.09; 3, Ndure 10.16; 4, Andrew Hinds BAR 10.23; 5, Adrian Griffith BAH 10.28; 6, Obinna Metu NGR 10.36; 7, Fabio Cerutti ITA 10.37; 8, Ángel David Rodríguez ESP 10.39

Heat 5: (0.1) 1, Bailey 10.02; 2, Bolt 10.03; 3, Edwards 10.15; 4, Churandy Martina AHO 10.19; 5, Simeon Williamson GBR 10.23; 6, Rolando Palacios HON 10.24; 7, Emmanuel Callander TTO 10.27; 8, Dariusz Kuć POL 10.38

Semi-finals (First 4 to final) (Aug 16)

Heat 1: (0.2) 1, Bolt 9.89; 2, Bailey 9.96; 3, Patton 9.98; 4, Burns 10.01; 5, Mike Rodgers USA 10.04; 6, Martial Mbandjock FRA 10.18; 7, Jaysuma Saidy Ndure NOR 10.20; Tyrone Edgar GBR DQ (Tr16.8)

Heat 2: (-0.2) 1, Gay 9.93; 2, Powell 9.95; 3, Thompson 9.98; 4, Chambers 10.04; 5, Michael Frater JAM 10.14; 6, Rae Edwards USA 10.14; 7, Gerald Phiri ZAM 10.19; 8, Naoki Tsukahara JPN 10.25

Daegu 2011

Final (Aug 28) (-1.4)

1,	Yohan Blake	JAM	9.92	0.174
2,	Walter Dix	USA	10.08	0.175
3,	Kim Collins	SKN	10.09	0.155
4,	Christophe Lemaitre	FRA	10.19	0.179
5,	Daniel Bailey	ANT	10.26	0.165
6,	Jimmy Vicaut	FRA	10.27	0.162
7,	Nesta Carter	JAM	10.95	0.154
	Usain Bolt	JAM	DQ (Tr16.8)	-0.104

The defining moment of the 2011 World Championships came at 20:43 on Sunday, August 28 when at the beginning of the 100m final, the biggest name in athletics – Usain Bolt – was disqualified for a false start. The Jamaican star immediately knew he was at fault and ripped off his shirt in disgust as soon as the runners were recalled. The equipment showed that he had moved 0.104 before the gun. After the shocked crowd fell silent, the race got off at the second time of asking, with 2003 champion Collins taking a small but clear lead from Bolt's training partner Blake. It took the Jamaican 50m to catch the 2003 champion, but he then went clear to win by almost two metres from Dix, who just caught Collins on the line. It was felt that the winning time was worth around 9.85 in windless conditions.

Unlike Jon Drummond eight years earlier, Bolt did not complain about the rules. "Looking for tears?" he asked a small group of reporters after the race. "Not going to happen. I'm okay." There were a total of 10 false start disqualifications in Daegu compared with three in Berlin and five in Osaka, though of course in those years there were many more false starts allowed as the instant disqualification rule did not come into force until January 2010.

A first for these championships was the staging of a "preliminary" round for athletes in the 100m who did not have at least a Daegu "B" qualifying time (10.25). Those who advanced from that stage joined the pre-qualified performers in the first of three remaining rounds.

Preliminary round (First 3 & 1 fastest time to "First" round) (Aug 27)

Heat 1: (1.7) 1, Haroun 10.44; 2, Rogers 10.55; 3, Themen 10.84; 4, George Pine KIR 11.34; 5, Kitavanah Kountavong LAO 11.42; 6, Joshua Jeremiah NRU 11.44; 7, Okilani Tinilau TUV 11.58; 8, Christopher Lima Da Costa STP 11.61

Heat 2: (1.2) 1, Ho 10.45; 2, Fadlin 10.70; 3, Tharu 11.00; 4, Rodman Teltull PLW 11.31; 5, Mohamed Ghassem Ahmed Taled MTN 11.50; 6, Massoud Azizi AFG 11.64; 7, John Howard FSM 11.71; Kim Gook-Young KOR DQ (Tr16.8)

Heat 3: (-1.3) 1, Kobéané 10.64; 2, Goeloe 10.73; 3, Ee 10.76; 4, Kimbembe 10.85; 5, Joseph Andy Lui TGA 11.48; 6, Bledée Jarry LBR 11.49; 7, Ah Chong Sam Chong SAM 12.36; 8, Orrin Ogumoro Pharamin NMI 12.60

Heat 4: (-0.9) 1, Ilin 10.86; 2, Toyb 11.07; 3, Karl Farrugia MLT 11.21; 4, Francis Manioru SOL 11.28; 5, Federico Gorrieri SMR 11.42; 6, Sogelau Tuvalu ASA 15.66. (1), Imran DQ (ADr10.8) (10.77)

First round (First 3 & 3 fastest to semi-finals) (Aug 27)

Heat 1: (-1.7) 1, Collins 10.13; 2, Kimmons 10.32; 3, Thompson 10.34; 4, Su Wai'bou Sanneh GAM 10.50; 5, Ronalds Arájs LAT 10.52; 6, Peter Emelieze NGR 10.58; 7, Delivert Kimbembe CGO 10.94; Adrian Griffith BAH DQ (Tr16.8)

Heat 2: (-1.7) 1, Dix 10.25; 2, Aikines-Aryeetey 10.28; 3, Bledman 10.32; 4, Hinds 10.41; 5, Jason Smyth IRL 10.57; 6, Egwero Ogho-Ogene NGR 10.57; 7, Geronimo Goeloe ARU 10.84; 8, Mohd Fadlin INA 11.10

Heat 3: (-1.0) 1, Lemaître 10.14; 2, Gatlin 10.31; 3, Martina 10.32; 4, Devonish 10.34; 5, Carlos Jorge DOM 10.62; 6, Gabriel Mvumvure ZIM 10.63; 7, Keiron Rogers AIA 10.96; 8, Dmitrii Ilin KGZ 11.00

Heat 4: (-1.3) 1, Blake 10.12; 2, Vicaut 10.25; 3, Makusha 10.31; 4, Warner 10.33; 5, Ramon Gittens BAR 10.42; 6, Ben Youssef Meité CIV 10.45; 7, Gérard Kobéané BUR 10.59; 8, Jurgen Themen SUR 10.94

Heat 5: (-1.2) 1, Carter 10.26; 2, Bailey 10.34; 3, Ouhadi 10.42; 4, Rytis Sakalauskas LTU 10.42; 5, Marek Niit EST 10.53; 6, Aziz Zakari GHA 10.55; 7, Gary Yeo Foo Ee SGP 10.85. (7.) Hadi Md Nor Imran MAS DQ (ADr10.8) (10.75)

Heat 6: (-0.7) 1, Bolt 10.10; 2, Chambers 10.28; 3, Rodríguez 10.37; 4, Simon Magakwe 10.53; 5, Nilson André 10.54; 6, Gerald Phiri 10.60; 7, Abdouraim Haroun 10.72; 8, Moudjib Toyb 11.12

Heat 7: (-1.2) 1, Frater 10.26; 2, Ndure 10.33; 3, Kuć 10.36; 4, Reto Schenkel SUI 10.44; 5, Aaron Armstrong TTO 10.48; 6, Álvaro Gómez COL 10.62; 7, Tsui Chi Ho HKG 10.65; 8, Tilak Ram Tharu NEP 11.32

Semi-finals (First 2 & 2 fastest to final) (Aug 28)

Heat 1: (-0.4) 1, Blake 9.95; 2, Dix 10.05; 3, Vicaut 10.10; 4, Bailey 10.14 (10.136); 5, Keston Bledman TTO 10.14 (10.139); 6, Andrew Hinds BAR 10.32; 7, Ángel David Rodríguez ESP 10.49; Dwain Chambers GBR DQ (Tr16.8)

Heat 2: (-1.0) 1, Bolt 10.05; 2, Lemaître 10.11; 3, Richard Thompson TTO 10.20; 4, Trell Kimmons USA 10.21; 5, Jaysuma Saidy Ndure NOR 10.21; 6, Michael Frater JAM 10.23; 7, Marlon Devonish GBR 10.25; 8, Dariusz Kuć POL 10.51

Heat 3: (-0.8) 1, Collins 10.08; 2, Carter 10.16; 3, Harry Aikines-Aryeetey GBR 10.23; 4, Justin Gatlin USA 10.23; 5, Ngonidzashe Makusha ZIM 10.27; 6, Churandy Martina NED 10.29; 7, Aziz Ouhadi MAR 10.45; 8, Justyn Warner CAN 10.47

Moscow 2013

Final (Aug 11) (-0.3)

1,	Usain Bolt	JAM	9.77	0.163
2,	Justin Gatlin	USA	9.85	0.163
3,	Nesta Carter	JAM	9.95	0.157
4,	Kemar Bailey-Cole	JAM	9.98	0.186
5,	Nickel Ashmeade	JAM	9.98	0.142
6,	Mike Rodgers	USA	10.04	0.158
7,	Christophe Lemaître	FRA	10.06	0.154
8,	James Dasaolu	GBR	10.21	0.177

This event was overshadowed when in July 2013, it was announced that two of the biggest names in sprinting – Tyson Gay and Asafa Powell – had each failed doping tests. Gay at the US Championships on June 23 and Powell at his own national championships two days earlier. With Yohan Blake injured, returning drug offender Gatlin appeared to be the biggest opponent to Bolt as both set out to win back this particular title. In Rome on June 6, the American had beaten the Jamaican, 9.95 to 9.96.

In spite of all the big absentees, Zhang found that a Chinese record of exactly ten seconds (10.000) was not enough to reach the final, in which Gatlin and Bolt were drawn next to each other. Before the finalists went to their marks, the rain started falling and Bolt mimed the opening and raising of an umbrella.

After the starting gun fired, Gatlin and Bolt registered the same reaction time of 0.163. The American translated that into a quicker pick-up and led until Bolt caught him at the 55m mark. The Jamaican then cruised away, passing 60m in 6.35 and 80m in 8.07 according to biomechanical analysis. Three more Jamaicans filled places 3-4-5.

At the instant of Bolt's victory, one of the defining moments of any World Championships was captured by a remote control camera. French photographer Olivier Morin had positioned his device to get a wide shot of the finish of the race with the rim of the stadium roof and sky in the background. One of his pictures showed a lightning flash overhead just as Bolt crossed the line on the rainsoaked track. "It's luck and luck only," said Morin.

Preliminary round (First 2 & 3 fastest to first round) (Aug 10)

Heat 1: (-0.4) 1, Bailey 10.51; 2, da Silva 10.59; 3, Riste Pandev MKD 10.97; 4, Faresa Kapsi ASA 11.21; 5, Mikel De Sa AND 11.24; 6, Daniel Phillimon VAN 11.53; 7, Christopher Lima Da Costa STP 11.79

Heat 2: (0.3) 1, Brednev 10.49; 2, Bologo 10.51; 3, Sapwaturrahman 10.75; 4, Keiron Rogers AIA 10.80; 5, Jesus T. Iguel NMA 11.65; 6, Roman Cress MHL 11.65; 7, Gauthier Okawe GAB 11.83; 8, McCaffrey Gilmete FSM 11.86

Heat 3: (-0.5) 1, Al-Harathi 10.47; 2, Tabakucoro 10.53; 3, Adam 10.56; 4, Hugues Tshiyinga Mafo COD 11.11; 5, Md. Mesbah Ahmed BAN 11.23; 6, Michael Alicito GUM 11.39; 7, Okilani Tinilau TUV 11.57

Heat 4: (-0.4) 1, Loong 10.52; 2, Burns 10.63; 3, Alberg 10.70; 4, Delivert

Kimbembe CGO 10.77; 5, Mohammed Abukhousa PLE 10.87; 6, Denielsan Martins CPV 10.92; 7, Siueni Filimone TGA 10.93; (8.) Massoud Azizi AFG DQ (ADr10.1) (11.78)

First round (First 3 & 3 fastest to semi-finals) (Aug 10)

Heat 1: (-0.2) 1, Bailey-Cole 10.02; 2, Lemaître 10.12; 3, Mvumvure 10.28; 4, Adam Harris GUY 10.30; 5, Martin Keller GER 10.32; 6, Su Wai'bou Sanneh GAM 10.46; 7, Innocent Bologo BUR 10.57; 8, Calvin Kang Li Loong SGP 10.66

Heat 2: (-0.4) 1, Carter 10.11; 2, Martina 10.17; 3, Smellie 10.30; 4, Yoshihide Kiryu JPN 10.31; 5, Andrew Hinds BAR 10.38; 6, Adam Zavacký SVK 10.46; 7, Alex Quiñonez ECU 10.50; Ifrish Alberg SUR DNF

Heat 3: (-0.3) 1, Gatlin 9.99; 2, Bledman 10.02; 3, Chambers 10.14; 4, Adams 10.18; 5, Sam Effah CAN 10.21; 6, Shavez Hart BAH 10.36; 7, Akani Simbini RSA 10.38; 8, Idrissa Adam CMR 10.70

Heat 4: (-0.2) 1, Zhang 10.04; 2, Thompson 10.14; 3, Rogers 10.19; 4, Dasaolu 10.20; 5, Julian Reus GER 10.27; 6, Denis Dimitrov BUL 10.29; 7, Barakat Al-Harathi OMA 10.53; 8, Shernyl Burns MNT 10.69

Heat 5: (-0.1) 1, Vicaut 10.06; 2, Brown 10.15; 3, Francis 10.21; 4, Ángel David Rodríguez ESP 10.23; 5, Charles Silmon USA 10.34; 6, Reza Ghasemi IRI 10.46; 7, Aleksandr Brednev RUS 10.52; 8, Holder da Silva GBS 10.70

Heat 6: (-0.1) 1, Rodgers 9.98; 2, Ashmeade 10.12; 3, Aikines-Aryeetey 10.16; 4, Su 10.16; 5, Egwero Ogho-Ogene NGR 10.26; 6, Daniel Bailey ANT 10.45; 7, Ratu Banuve Tabakucoro FIJ 10.53; 8, Hassan Taftian IRI 10.57

Heat 7: (-0.4) 1, Bolt 10.07; 2, Jobodwana 10.17; 3, Gittens 10.19; 4, Ryota Yamagata JPN 10.21; 5, Rondell Sorriilo TTO 10.25; 6, Hua Wilfried Koffi CIV 10.40; 7, Sapwaturrahman INA 10.89; Kemar Hyman CAY DQ (Tr16.8)

Semi-finals (First 2 & 2 fastest to final) (Aug 11)

Heat 1: (-0.2) 1, Gatlin 9.94; 2, Carter 9.97; 3, Jimmy Vicaut FRA 10.01; 4, Anaso Jobodwana RSA 10.17; 5, Richard Thompson TTO 10.19; 6, Gabriel Mvumvure ZIM 10.21; 7, Harry Aikines-Aryeetey GBR 10.34; Su Bingtian CHN DQ (Tr16.8)

Heat 2: (0.4) 1, Ashmeade 9.90; 2, Bailey-Cole 9.93; 3, Dasaolu 9.97; 4, Lemaître 10.00 (9.991); 5, Zhang Peimeng CHN 10.00 (10.000); 6, Dwain Chambers GBR 10.15; 7, Jason Rogers SKN 10.15; 8, Gavin Smellie CAN 10.30

Heat 3: (0.1) 1, Bolt 9.92; 2, Rodgers 9.93; 3, Keston Bledman TTO 10.08; 4, Churandy Martina NED 10.09; 5, Aaron Brown CAN 10.15; 6, Antoine Adams SKN 10.17; 7, Ramon Gittens BAR 10.31; Samuel Francis QAT DNS

Beijing 2015

Final (Aug 23) (-0.5)

1,	Usain Bolt	JAM	9.79	0.159	(9.784)
2,	Justin Gatlin	USA	9.80	0.165	(9.797)
=3,	Trayvon Bromell	USA	9.92	0.135	(9.911)
	Andre De Grasse	CAN	9.92	0.136	(9.911)
5,	Mike Rodgers	USA	9.94	0.139	
6,	Tyson Gay	USA	10.00	0.128	
7,	Asafa Powell	JAM	10.00	0.144	
8,	Jimmy Vicaut	FRA	10.00	0.170	
9,	Su Bingtian	CHN	10.06		

The gold and silver medallists from 2013 were back again, and this time Gatlin was favoured to defeat Bolt. The American had been unbeaten for more than a year, whereas the Jamaican had been hampered with injury and appeared sparingly during 2015. Gatlin immediately impressed with a marginally-windy 9.83 heat. In the semi-finals, Bolt stumbled out of the blocks and had to work hard to edge De Grasse, as both ran 9.96. Gatlin then again stood out with a blistering 9.77 to beat Rodgers. Three men registered 9.99 for the two fastest loser spots, and two of those (Su and Vicaut) each clocked 9.987. Both men were therefore advanced, so nine lanes were used in the final. For the second successive World Championships, a runner clocking 10.00 was eliminated.

Gatlin was away fastest in the final where Bolt also produced a reasonable start. There was little to choose between the two men at halfway, with Bromell and Su very close behind. Over the next 25m, Gatlin opened up a slight lead, as only Bolt remained within striking distance. Gatlin stayed in front, but "over the last five metres I kind of stumbled a little bit," he later admitted. Bolt, straining mightily, caught the American and edged through the line 0.013 ahead. The Jamaican therefore became the first athlete with nine gold medals from the (senior) World Championships.

De Grasse, finishing fastest of all, drew level with Bromell, so the two US collegians shared the bronze medal. The times for seventh to ninth were the fastest-ever for those positions.

Preliminary round (First 3 & 3 fastest to first round) (Aug 22)

Heat 1: (-0.8) 1, Tabakucoro 10.50; 2, Saaid 10.56; 3, Ismail 10.73; 4, Anderson

10.84; 5, Joao Manuel Pina de Barros STP 11.07; 6, La Shondra David Mosa'ati TGA 11.08; 7, Mohamed Lamine Dansoko GUI 11.11; 8, Leong Wang Kuong MAC 11.31; 9, M. Dagiero Dagiero NRU 11.81

Heat 2: (-0.3) 1, Al-Harhi 10.31; 2, Teltull 10.71; 3, Pandev 10.94; 4, Womel Brandy Mento VAN 11.17; 5, Gregory Bradai PYF 11.29; 6, Etimoni Timuani TUV 11.72; 7, Kimwaua Makin KIR 11.98; 8, Tashi Dendup BHU 12.15

Heat 3: (-0.6) 1, Vanan 10.55; 2, da Silva 10.58; 3, Tiebekabe 10.76; 4, Bobi 10.85; 5, Youssef 10.92; 6, Rossene Mpingo COD 11.10; 7, Mesbah Ahmed BAN 11.13; 8, El Moctar Ould Jidou MTN 11.30; 9, Claytus Taqimama SOL 11.58

First round (First 3 & 3 fastest to semi-finals) (Aug 22)

Heat 1: (-0.1) 1, Powell 9.95; 2, Su 10.03; 3, Simbine 10.09; 4, Kei Takase JPN 10.15; 5, Justyn Warner CAN 10.20; 6, Jacques Riparelli ITA 10.41; 7, Kim Kuk-Young KOR 10.48; 8, Yaspy Bobi INA 10.65

Heat 2: (-1.4) 1, Gay 10.11; 2, Ashmeade 10.19; 3, Lemaire 10.24; 4, Sven Knippals GER 10.31; 5, Kemar Hyman CAY 10.32; 6, Holder da Silva GBS 10.68; 7, Rodman Teltull PLW 10.72; 8, Anaso Jobodwana RSA DQ (Tr16.8)

Heat 3: (-0.3) 1, Ogunode 9.99; 2, Gittens 10.02; 3, Meité 10.05; 4, Kilty 10.12; 5, Zhang Peimeng CHN 10.13; 6, Jeffrey Vanan SUR 10.57; 7, Yendoutien Tiebekabe TOG 10.74; 8, Keston Bledman TTO 10.75

Heat 4: (0.5) 1, Bromell 9.91; 2, Ujah 10.05; 3, Reus 10.14; 4, Antoine Adams SKN 10.23; 5, Barakat Al-Harhi OMA 10.24; 6, Mark Anderson BIZ 10.87

Heat 5: (0.3) 1, Vicaut 9.92; 2, De Grasse 9.99; 3, Harvey 10.04; 4, James Dasaolu GBR 10.13; 5, Wilfried Koffi CIV 10.29; 6, BJ Lawrence SKN 10.40; 7, Ratu Banuve Tabakaucoro FIJ 10.41; 8, Riste Pandev MKD 11.31

Heat 6: (2.1) 1, Gatlin 9.83w; 2, Brown 10.03; 3, Bruintjies 10.07; 4, Taftian 10.10; 5, Kim Collins SKN 10.16; 6, Aziz Ouhadi MAR 10.22; 7, Yazaldes Nascimento POR 10.29; 8, Mahamat Goubaye Youssouf CHA 10.92

Heat 7: (-0.2) 1, Bolt 9.96; 2, Rodgers 9.97; 3, Martina 10.06; 4, Cadogan 10.12; 5, Yancarlos Martinez DOM 10.19; 6, Reza Ghasemi IRI 10.25; 7, Hassan Saaid MDV 10.42; 8, Mohd Fakhri Ismail BRU 10.72

Semi-finals (First 2 & 2 fastest to final) (Aug 23)

Heat 1: (-0.4) 1, Bolt 9.96; 2, De Grasse 9.96; 3, Bromell 9.99 (9.984); 4, Su 9.99 (9.987); 5, Jak Ali Harvey TUR 10.08; 6, Christophe Lemaire FRA 10.20; 7, Henricho Bruintjies RSA 10.21; 8, Julian Reus GER 10.28

Heat 2: (0.9) 1, Gatlin 9.77; 2, Rodgers 9.86; 3, Femi Ogunode QAT 10.00; 4, Akani Simbine RSA 10.02; 5, Chijindu Ujah GBR 10.05; 6, Nickel Ashmeade JAM 10.06; 7, Aaron Brown CAN 10.15; 8, Levi Cadogan BAR 10.19

Heat 3: (-0.4) 1, Gay 9.96; 2, Powell 9.97; 3, Vicaut 9.99 (9.987); 4, Ramon Gittens BAR 10.04; 5, Churandy Martina NED 10.09; 6, Ben Youssef Meité CIV 10.17; 7, Hassan Taftian IRI 10.20; 8, Richard Kilty GBR 10.20

London 2017

Final (Aug 5) (-0.8)

1,	Justin Gatlin	USA	9.92	0.138
2,	Christian Coleman	USA	9.94	0.123
3,	Usain Bolt	JAM	9.95	0.183
4,	Yohan Blake	JAM	9.99	0.137
5,	Akani Simbine	RSA	10.01	0.141
6,	Jimmy Vicaut	FRA	10.08	0.152
7,	Reece Prescod	GBR	10.17	0.145
8,	Su Bingtian	CHN	10.27	0.224

All attention was on Bolt in his last-ever meeting. The 30 year-old Jamaican had the fastest second place of the three semi-finals, so was assigned a seeded lane in the final along with the three semi winners, Simbine, Blake and new US Champion Coleman. Gatlin, the silver medallist from Moscow and Beijing, was in lane 7.

Coleman had the fastest reaction at the start of the final and was ahead at 10m from Gatlin. At halfway, Coleman (5.52) was still well clear of Gatlin (5.59) with Blake third, just ahead of Bolt and Vicaut. Bolt then began to gain ground and produced the fastest second half of the race (4.31). He couldn't catch Coleman in time, but on the other side of the track, Gatlin did manage to edge ahead to regain his world title after 12 years. His winning mark of 9.92, into a headwind, was a world over-35 best.

For the first time, Bolt won a bronze medal. The immediate reaction of some of the crowd was to boo the American winner, who had defeated their sentimental favourite. Biomechanical analysis revealed that Bolt took 40.98 strides to complete the race, almost the same as he had in Berlin 2009 (40.92), but a bit less effective eight years on.

Preliminary round (First 3 & 2 fastest to first round) (Aug 4)

Heat 1: (1.4) 1, Matadi 10.27; 2, Rodney 10.37; 3, Odhiambo 10.40; 4, Phearath Nget CAM 10.99; 5, Mesbah Ahmed BAN 11.08; 6, Mohamed Lamine Dansoko GUI 11.41; 7, Dysard Dageago NRU 11.60

Heat 2: (1.1) 1, Barnes 10.22; 2, Walsh 10.44; 3, Saaid 10.45; 4, Dyland Sicobo SEY 11.01; 5, Jeki Lanki MHL 11.91; 6, Mobera Tonana KIR 11.91; 7, Ielu Tamoao TUV 12.12

Heat 3: (0.9) 1, Volko 10.15; 2, Burke 10.23; 3, Mohammed 10.23; 4, Rolando Palacios HON 10.73; 5, Bui Ba Hanh VIE 10.76; 6, Said Gilani AFG 11.13; 7, Paul Ma'unikeni SOL 11.31

Heat 4: (0.7) 1, Gittens 10.25; 2, Millar 10.29; 3, Fraser 10.30; 4, Riffayn 10.59; 5, Batambock 10.71; 6, James Fiti Scott FSM 11.23; 7, Gwinyu Uehara PLW 11.47

First round (First 3 & 6 fastest to semi-finals) (Aug 4)

Heat 1: (-0.1) 1, Coleman 10.01; 2, Harvey 10.13; 3, Greene 10.21; 4, Matadi 10.24 (10.234); 5, Ramon Gittens BAR 10.24 (10.240); 6, Julian Reus GER 10.25; 7, Senoj Givans JAM 10.30; 8, Jean Tarcisius Batambock CMR 10.75

Heat 2: (-0.6) 1, Sani Brown 10.05; 2, Blake 10.13; 3, Xie 10.13; 4, Barnes 10.22; 5, Emmanuel Callender TTO 10.25; 6, Jan Volko SVK 10.25; 7, David Lima POR 10.41; 8, Ambdoul Karim Riffayn COM 10.72

Heat 3: (0.0) 1, Forte 9.99; 2, Meité 10.02; 3, Prescod 10.03; 4, Simbine 10.15; 5, Wilson 10.24 (10.237); 6, Mario Burke BAR 10.42; 7, Hassan Saaid MDV 10.45

Heat 4: (-0.2) 1, Su 10.03; 2, Ujah 10.07; 3, Belcher 10.13; 4, Cambridge 10.21; 5, Joseph Millar NZL 10.31; 6, Mark Odhiambo KEN 10.37; 7, Jeremy Dodson SAM 10.52; Mosito Lehata LES DQ (Tr16.8)

Heat 5: (0.9) 1, Gatlin 10.05; 2, Fisher 10.19; 3, Kim 10.24; 4, Keston Bledman TTO 10.26; 5, Gavin Smellie CAN 10.29; 6, Abdullah Abkar Mohammed KSA 10.31; Thando Roto RSA DQ (Tr16.8); Chavaughn Walsh ANT DNS

Heat 6: (0.3) 1, Bolt 10.07; 2, Dasaolu 10.13; 3, Vicaut 10.15; 4, Tada 10.19; 5, Hassan Taftian IRI 10.34; 6, Brendon Rodney CAN 10.36; 7, Warren Fraser BAH 10.42; 8, Diego Armando Palomeque COL 10.51

Semi-finals (First 2 & 2 fastest to final) (Aug 5)

Heat 1: (-0.5) 1, Simbine 10.05; 2, Gatlin 10.09; 3, Ben Youssef Meité CIV 10.12; 4, Julian Forte JAM 10.13; 5, James Dasaolu GBR 10.22; 6, Aska Cambridge JPN 10.25; 7, Xie Zhenye CHN 10.28; 8, Kim Kuk-Young KOR 10.40

Heat 2: (-0.2) 1, Blake 10.04; 2, Prescod 10.05; 3, Su 10.10; 4, Jak Ali Harvey TUR 10.16; 5, Christopher Belcher USA 10.20; 6, Emmanuel Matadi LBR 10.20; 7, Abdul Hakim Sani Brown JPN 10.28; 8, Alex Wilson SUI 10.30

Heat 3: (0.4) 1, Coleman 9.97; 2, Bolt 9.98; 3, Vicaut 10.09; 4, Chijindu Ujah GBR 10.12; 5, Shuhei Tada JPN 10.26; 6, Emre Zafer Barnes TUR 10.27; 7, Andrew Fisher BRN 10.36; 8, Cejhae Greene ANT 10.64

Doha 2019

Final (Sep 28) (0.6)

1,	Christian Coleman	USA	9.76	0.128
2,	Justin Gatlin	USA	9.89	0.148
3,	Andre De Grasse	CAN	9.90	0.140
4,	Akani Simbine	RSA	9.93	0.117
5,	Yohan Blake	JAM	9.97	0.142
6,	Zhanel Hughes	GBR	10.03	0.119
7,	Filippo Tortu	ITA	10.07	0.158
8,	Aaron Brown	CAN	10.08	0.155

Coleman, London silver medallist and the 2018 World Indoor Champion, progressed quickest with a 9.98 heat then a 9.88 semi. Conversely, his Doha room-mate and defending champion Gatlin only made it as a "fastest non-automatic qualifier". The younger American was marginally ahead in the final after 20m. By 60m, a high speed camera timed him at 6.32 from Gatlin 6.42 with Simbine, Blake and De Grasse contending for the bronze. Coleman increased his lead to win in a 2019 world best of 9.76. De Grasse sprung from fifth at halfway to almost catch Gatlin for the silver. The Canadian was rewarded with a personal best, while Gatlin ran his 26th (and final) sub-9.90.

The winner's participation in Doha had been in doubt. He had not raced for two months, having been charged by the United States Anti-Doping Agency for three whereabouts failures in the space of 12 months in 2018/2019. The accusation was withdrawn on September 2 when it was clarified that the overall period should have been regarded as 13 months, not 12. Regrettably, Coleman missed a further test in December 2019, and was ultimately banned for 18 months up to November 2021.

Preliminary round (Winner & 5 fastest to "First" round) (Sep 27)

Heat 1: (0.1) 1, Burnet 10.23; 2, Huggins 10.49; 3, Barrow 10.64; 4, Ronald Fotofili TGA 11.06; 5, Rijo Saymon AIA 11.11; 6, Said Gilani AFG 11.45; 7, Tikove Piira COK 11.81; 8, Alpha Diagana MTN 12.30

Heat 2: (0.4) 1, Young 10.32; 2, Ngan 10.67; 3, Yendoutien Tiebekabe TOG 10.69; 4, Brandon Jones BIZ 10.88; 5, Paul Ma'UniKen SOL 11.29; 6, Tiroro Kamoriki Willie KIR 11.57

Heat 3: (0.3) 1, Xu 10.35; 2, Bardotier 10.61; 3, Melique Garcia HON 10.76; 4, Rossene Mpingo COD 10.98; 5, James Fiti Scott FSM 11.34; 6, Bleu Perez GUM 11.48; 7, Don Motellang MHL 11.89

Heat 4: (0.0) 1, Camara 10.36; 2, Tabakaucoro 10.56; 3, Stern Noel Liffa MAW 10.72; 4, Jonah Harris NRU 11.01; 5, Cheick Aboubacar Camara GUI 11.38; 6, Dinesh Kumar Dhakal BHU 11.64; 7, Nainoa Soto Thompson ASA 11.66; 8, Adrian Justin Jimena Ililau PLW 11.67

First round (First 3 & 6 fastest to semi-finals) (Sep 27)

Heat 1: (-0.3) 1, Simbine 10.01; 2, Brown 10.16; 3, Xie 10.19; 4, Burnet 10.21; 5, Edoburun 10.23; 6, Christopher Belcher USA 10.23; 7, Kemar Hyman CAY 10.37; 8, Ratu Banuve Tabakaucoro 10.56

Heat 2: (-0.8) 1, Gatlin 10.06; 2, De Grasse 10.13; 3, Gemili 10.19; 4, Tracey 10.21; 5, Edward Osei-Nketia NZL 10.24; 6, Rohan Browning AUS 10.40; 7, Usheoritse Itsekiri NGR 10.46; Jonathan Bardottier MRI DNS

Heat 3: (-0.8) 1, Hughes 10.08; 2, Ekevwu 10.14; 3, Matadi 10.19; 4, Simon Magakwe RSA 10.25; 5, Cejhae Greene ANT 10.33; 6, Joseph Amoah GHA 10.36; 7, Xu Zhouzheng CHN 10.37; 8, Ebrahima Camara GAM 10.38

Heat 4: (-0.3) 1, Blake 10.07; 2, Vicaut 10.08; 3, Cissé 10.14; 4, Kiryu 10.18; 5, Su 10.21; 6, Kim 10.32; 7, Vitor dos Santos BRA 10.42; 8, Hakeem Huggins SKN 10.62

Heat 5: (-0.3) 1, de Oliveira 10.11; 2, Rodgers 10.14; 3, Tortu 10.20; 4, Koike 10.21; 5, Hassan Taftian IRI 10.24; 6, Thando Dlodlo RSA 10.25; 7, Owaab Barrow QAT 12.82; Divine Oduduru NGR DNS

Heat 6: (0.1) 1, Coleman 9.98; 2, Jacobs 10.07; 3, Brown 10.09; 4, Rodrigo do Nascimento BRA 10.25; 5, Mario Burke BAR 10.31; 6, Lalu Muhammad Zohri INA 10.36; 7, Alex Wilson SUI 10.38; Ngoc Nghia Ngan VIE

Semi-finals (First 2 & 2 fastest to final) (Sep 28)

Heat 1: (-0.3) 1, Coleman 9.88; 2, Brown 10.12; 3, Adam Gemili GBR 10.13; 4, Paulo André de Oliveira BRA 10.14; 5, Abdul Hakim Sani Brown JPN 10.15; 6, Taymir Burnet NED 10.18; 7, Lamont Marcell Jacobs ITA 10.20; 8, Su Bingtian CHN 10.23

Heat 2: (-0.1) 1, De Grasse 10.07; 2, Blake 10.09; 3, Gatlin 10.09; 4, Xie Zhenye CHN 10.14; 5, Raymond Ekevwu NGR 10.20; 6, Ojje Edoburun GBR 10.22; 7, Yuki Koike JPN 10.28; 8, Emmanuel Matadi LBR 10.28

Heat 3: (0.8) 1, Simbine 10.01; 2, Hughes 10.05; 3, Tortu 10.11; 4, Tyquendo Tracey JAM 10.11; 5, Mike Rodgers USA 10.12; 6, Yoshihide Kiryu JPN 10.16; 7, Jimmy Vicaut FRA 10.16; 8, Arthur Gue Cissé CIV 10.34

100 METRES

Multiple Medallists:

5	Justin Gatlin	USA	05-1, 13-2, 15-2, 17-1, 19-2
4	Usain Bolt	JAM	09-1, 13-1, 15-1, 17-3
3	Carl Lewis	USA	83-1, 87-1, 91-1
	Maurice Greene	USA	97-1, 99-1, 01-1
	Kim Collins	SKN	03-1, 05-3, 11-3
2	Linford Christie	GBR	87-3, 93-1
	Dennis Mitchell	USA	91-3, 93-3
	Donovan Bailey	CAN	95-1, 97-2
	Ato Boldon	TTO	95-3, 01-3
	Bruny Surin	CAN	95-2, 99-2
	Asafa Powell	JAM	07-3, 09-3
	Tyson Gay	USA	07-1, 09-2
	Andre De Grasse	CAN	15-3=, 19-3
	Christian Coleman	USA	17-2, 19-1

Most Finals:

5	Surin	91-8, 93-5, 95-2, 97-7, 99-2
	Gatlin	
	Bolt	09-1, 11-dq, 13-1, 15-1, 17-3

Most Appearances:

9	Collins	97-8h5, 99-4h6, 01-5, 03-1, 05-3, 07-5s1, 09-4q3, 11-3, 15-5q6
---	---------	--

National Placings:

	1	2	3	4	5	6	7	8	Points
USA	10	10	4+1=	2	3	5	-	2	218.5
JAM	4	2	4	2	3	1	2	2	101
GBR	1	-	3	3	-	5	2	1	61
CAN	1	3	1+1=	-	1	-	1	3	49.5
TTO	-	1	2	-	2	-	2	1	32
SKN	1	-	2	-	1	-	-	-	24
NGR	-	-	-	1	1	2	2	-	19
NAM	-	-	-	2	1	1	-	-	17
FRA	-	-	-	1	-	2	1	1	14
ANT	-	-	-	1	1	-	-	-	9
RSA	-	-	-	1	1	-	-	-	9
BAH	-	1	-	-	-	-	-	-	7
BAR	-	-	-	1	-	-	-	-	5
HUN	-	-	-	1	-	-	-	-	5
POR	-	-	-	1	-	-	-	-	5
AHO	-	-	-	-	1	-	-	-	4
DOM	-	-	-	-	1	-	-	-	4
URS	-	-	-	-	1	-	-	-	4
ITA	-	-	-	-	-	-	2	-	4
GER	-	-	-	-	-	1	-	-	3
GHA	-	-	-	-	-	-	1	1	3
AUS	-	-	-	-	-	-	1	-	2
BRA	-	-	-	-	-	-	1	-	2
SLO	-	-	-	-	-	-	1	-	2
CAY	-	-	-	-	-	-	-	1	1
CHN	-	-	-	-	-	-	-	1	1
Totals	17	17	16+2=	16	17	17	16	13	606

200 Metres

Helsinki 1983

Final (Aug 14) (1.2)

(The number given after the place is the lane draw)

Halves

1, 131	Calvin Smith	USA	20.14	10.30/ 9.84
2, 161	Elliott Quow	USA	20.41	10.54/ 9.87
3, 151	Pietro Mennea	ITA	20.51	10.56/ 9.95
4, 141	Allan Wells	GBR	20.52	10.43/10.09
5, 171	Frank Emmelmann	GDR	20.55	10.44/10.11
6, 121	Innocent Egbunike	NGR	20.63	
7, 111	Carlo Simionato	ITA	20.69	
8, 181	João da Silva	BRA	20.80	

Carl Lewis would have been an outstanding favourite after winning the 1983 US title with a near world record 19.75. He opted out of this event, but the United States still claimed gold and silver. This was despite the early elimination of Myricks, nursing a hamstring injury.

The final saw Smith go one better than his 100m silver with an easy win. He led off the bend from Wells and Emmelmann. As the GDR runner faded, so Smith forged ahead taking with him Quow. Mennea outdipped Wells for the bronze.

First round (First 3 & 8 fastest to second round) (Aug 12)

Heat 1: (1.8) 1, Emmelmann 20.95; 2, Sharp 21.07; 3, Frayne 21.15; 4, Brathwaite 21.24; 5, Daley 21.49; 6, Haley 21.55; 7, Moussa Savadogo MLI 22.33; 8, Awudu Nuhu GHA 22.93

Heat 2: (1.8) 1, Mennea 20.80; 2, Sokolov 20.94; 3, Narracott 21.08; 4, Schneider 21.23; 5, Giorgio Mautiño PER 21.78; 6, Nguyen Trunghoa VIE 22.68; 7, Gervais Kirolo CAF 23.10

Heat 3: (0.7) 1, J. da Silva 20.93; 2, Muravyov 21.12; 3, Williams 21.36; 4, Mohamed Yudi Purnomo INA 21.88; 5, Joseph Leota SAM 22.33; 6, Salem Ahmed Nageeb PRY 23.22; 7, Colin Bradford JAM 24.15

Heat 4: (1.1) 1, Simionato 20.76; 2, Quow 21.01; 3, Mahorn 21.14; 4, Heras 21.29; 5, Jokl 21.30; 6, David Sawyer SLE 22.23; 7, John Albertie LCA 22.53

Heat 5: (-2.1) 1, Wells 21.14; 2, Diallo 21.17; 3, Madzokere 21.68; 4, Dean Greenaway IVB 22.24; Juan Núñez DOM DNS; Pierfrancesco Pavoni ITA DNS; Tony Sharpe CAN DNS

Heat 6: (0.4) 1, Smith 21.10; 2, Reid 21.13; 3, Barré 21.34; 4, Chang 21.39; 5, Gustavo Capart ARG 21.66; 6, Ruben Inacio ANG 22.33; 7, Trevor Davis AIA 22.80

Heat 7: (-1.1) 1, Egbunike 21.28; 2, Nagy 21.50; 3, Rizzi 21.51; 4, Omar Fye GAM 22.30; 5, Sikendar Iqbal PAK 22.91; Peni Bati FIJ DNS; Don Quarrie JAM DNS

Heat 8: (1.3) 1, Boussemart 20.99; 2, Watson 21.20; 3, Nyambane 21.21; 4, Hodge 21.38; 5, Larry Myricks USA 21.74; 6, Georges Taniel VAN 22.28; 7, José Flores HON 22.94

Second round (First 4 to semi-finals) (Aug 12)

Heat 1: (2.1) 1, Smith 20.60w; 2, J da Silva 20.65; 3, Wells 20.81; 4, Boussemart 20.86; 5, Angel Heras ESP 21.25; 6, Earl Haley GUY 21.39; 7, Luis Schneider CHI 21.39; Chang Jae-Keun KOR DNF

Heat 2: (-1.6) 1, Simionato 20.75; 2, Williams 20.87; 3, Diallo 20.97; 4, Sharp 20.99; 5, Patrick Barré FRA 21.12; 6, Paul Narracott AUS 21.34; 7, Alfred Nyambane KEN 21.55; 8, Christopher Madzokere ZIM 21.55

Heat 3: (-0.4) 1, Emmelmann 20.78; 2, Reid 20.88; 3, Egbunike 20.91; 4, Sokolov 20.93; 5, Atlee Mahorn CAN 21.13; 6, Christopher Brathwaite TTO 21.14; 7, Andreas Rizzi FRG 21.37; 8, István Nagy HUN 21.52

Heat 4: (1.6) 1, Mennea 20.68; 2, Muravyov 20.70; 3, Quow 20.80; 4, Frayne 20.97; 5, Luke Watson GBR 20.99; 6, Roland Jokl AUT 21.24; 7, Neville Hodge ISV 21.38; Hector Daley PAN DNS

Semi-finals (First 4 to final) (Aug 13)

Heat 1: (3.4) 1, J da Silva 20.56w; 2, Emmelmann 20.63; 3, Mennea 20.68; 4, Quow 20.69; 5, Cameron Sharp GBR 20.69; 6, Desai Williams CAN 20.71; 7, Leroy Reid JAM 20.89; 8, Sergey Sokolov URS 20.89

Heat 2: (1.4) 1, Smith 20.29; 2, Simionato 20.60; 3, Egbunike 20.63; 4, Wells 20.63; 5, Vladimir Muravyov URS 20.71; 6, Jean-Jacques Boussemart FRA 20.76; 7, Bruce Frayne AUS 20.94; 8, Boubacar Diallo SEN 20.96

Rome 1987

Final (Sep 3) (-0.4)

1, 181	Calvin Smith	USA	20.16	10.63/9.53
2, 161	Gilles Quenéhervé	FRA	20.16	10.57/9.59
3, 121	John Regis	GBR	20.18	10.53/9.65
4, 141	Robson da Silva	BRA	20.22	10.51/9.71
5, 151	Vladimir Krylov	URS	20.23	10.49/9.74
6, 131	Floyd Heard	USA	20.25	10.66/9.59
7, 171	Pierfrancesco Pavoni	ITA	20.45	10.60/9.85
8, 111	Atlee Mahorn	CAN	20.78	10.85/9.93

A thrilling final in which three men finished in a line with another three less than one metre back. Former 400 star Krylov ran the best bend but in the middle of the finishing straight, 20 year-old Regis (lane 2) went to the front along with Quenéhervé (lane 6). In lane 8, defending champion Smith looked as if he would not even get a medal, lying fifth at 150m. But he finished the quickest, whereas Regis not only dipped too soon at the line but also looked over to his right.

Regis, Quenéhervé and Smith all took turns in thinking they had won after the finish. It was then confirmed that Smith had retained his title despite sharing the same time as the Frenchman. Regis was third, just two hundredths behind the leading pair.

"The time differences that decided the final placements were infinitesimal," stated the IAF's Scientific Report of the championships. "The time analysis of the final shows that the fast finish (the last 50m section) was decisive. Smith would not have had such a tough time contesting the first place with Quenéhervé if he had clocked a better time in the first 100m section, which was fully within his potential." In fact, the American was not able to run a faster bend because of a groin injury picked up in the semi-final.

First round (First 4 & 8 fastest to semi-finals) (Sep 1)

Heat 1: (0.5) 1, Heard 20.37; 2, Krylov 20.77; 3, Klein 20.89; 4, Selmi 21.14; 5, Boateng 21.19; 6, Pale 21.26; 7, Dazel Jules TTO 21.53; Linford Christie GBR DNS
Heat 2: (-0.9) 1, Kovács 20.77; 2, Marie-Rose 20.82; 3, Gotsiridze 20.89; 4, Querol 20.94; 5, Tilli 21.01; 6, Li Feng CHN 21.47; 7, Felix Sandy SLE 21.67; 8, Yaya Seyba MLI 21.93

Heat 3: (-0.1) 1, Quenéhervé 20.59; 2, Wright 20.88; 3, de Kom 21.11; 4, Westhagemann 21.15; 5, Hodge 21.33; 6, Haron Mundir SGP 21.51; 7, John Dinan AUS 21.62; 8, Mark Sherwin COK 23.41

Heat 4: (0.7) 1, da Silva 20.56; 2, Mahorn 20.62; 3, Berger 20.82; 4, Fedoriv 20.93; 5, Nagy 21.06; 6, Barroso 21.15; 7, Wing Kwong Leung HKG 21.48; 8, Sahim Saleh Mehdi PRY 23.07

Heat 5: (-0.8) 1, Smith 20.62; 2, Sangouma 20.80; 3, Kipkemboi 20.84; 4, Haas 20.96; 5, Roun 21.04; 6, Ian Morris TTO 21.36; 7, Takale Tuna PNG 22.06; 8, Suli Peauope TGA 22.45

Heat 6: (0.2) 1, Regis 20.76; 2, Pavoni 20.80; 3, Spearmon 20.82; 4, Silva 21.03; 5, Stone 21.23; 6, Alvin Daniel TTO 21.37; 7, Secundino Borabota GEQ 23.66

Second round (First 3 & 4 fastest to semi-finals) (Sep 1)

Heat 1: (-1.5) 1, Heard 20.56; 2, Krylov 20.79; 3, Nagy 21.11; 4, Daniel Sangouma FRA 21.11; 5, Peter Klein FRG 21.12; 6, Sergio Querol CUB 21.37; 7, Ahmed de Kom NED 21.39; 8, Neville Hodge ISV 21.68

Heat 2: (1.3) 1, Smith 20.38; 2, Mahorn 20.64; 3, Kipkemboi 20.88; 4, Tilli 20.89; 5, Christian Haas FRG 20.94; 6, Luis Barroso POR 21.20; 7, Bruno Marie-Rose FRA 26.25; Nelson Boateng GHA DNS

Heat 3: (0.4) 1, Quenéhervé 20.48; 2, Spearmon 20.55; 3, Regis 20.60; 4, Berger 20.86; 5, Fedoriv 20.87; 6, Volker Westhagemann FRG 20.98; 7, Arnaldo Silva BRA 21.15; 8, Robert Stone AUS 21.23

Heat 4: (0.8) 1, da Silva 20.48; 2, Kovács 20.61; 3, Pavoni 20.65; 4, Wright 20.67; 5, Besik Gotsiridze URS 20.90; 6, Jindřich Roun TCH 21.12; 7, Mustapha Kam Selmi ALG 21.26; 8, Harouna Pale BUR 21.46

Semi-finals (First 4 to final) (Sep 3)

Heat 1: (0.4) 1, Regis 20.54; 2, Smith 20.54; 3, Mahorn 20.69; 4, Pavoni 20.78; 5, Wallace Spearmon USA 20.87; 6, Andreas Berger AUT 20.99; 7, István Nagy HUN 21.22; 8, Andrey Fedoriv URS 21.28

Heat 2: (1.1) 1, Quenéhervé 20.31; 2, Heard 20.31; 3, Krylov 20.34; 4, da Silva 20.38; 5, Attila Kovács HUN 20.47; 6, Clive Wright JAM 20.50; 7, Stefano Tilli ITA 20.86; 8, Simon Kipkemboi KEN 20.90

Tokyo 1991

Final (Aug 27) (-3.4)

1,	¹³¹ Michael Johnson	USA	20.01	10.21/ 9.80
2,	¹⁴¹ Frankie Fredericks	NAM	20.34	10.36/ 9.98
3,	¹⁵¹ Atlee Mahorn	CAN	20.49	10.45/10.04
4,	¹¹¹ Robson da Silva	BRA	20.49	10.47/10.02
5,	¹²¹ Olapade Adeniken	NGR	20.51	10.40/10.11
6,	¹⁷¹ Jean-Charles Trouabal	FRA	20.58	10.51/10.07
7,	¹⁶¹ Nikolay Antonov	BUL	20.59	10.53/10.06
8,	¹⁸¹ Aleksandr Goremykin	URS	20.78	10.49/10.29

Unbeaten since May 1990, Johnson was expected not only to win but threaten the 12 year-old world record of 19.72. This looked increasingly likely when the Texan won his second-round heat in a championship record of 20.05, despite easing off in the last 50m. Burrell, the last man to beat Johnson, was eliminated at this stage. Johnson continued to impress with a 20.06 semi into a 3.1m wind.

A stronger headwind proved to be the American's only opponent in the final. It slowed his winning time to 20.01, but the manner of his victory was amazing. He quickly made up the stagger on Fredericks and left the field three metres behind at the finish – the largest margin of victory at this level since Jesse Owens's win at the 1936 Olympic Games.

"I felt I put in a 19.5 or 19.6 effort," said Johnson, who was also the world's leading 400m runner. "After the race when I saw the time, I knew it had to be a pretty hefty wind."

First round (First 3 and 8 fastest to second round)

Heat 1: (-1.3) 1, Fredericks 20.70; 2, Asonze 20.88; 3, Kaniecki 21.00; 4, Ioannis Markoullides CYP 21.07; 5, Attila Kovács HUN 21.55; 6, Christian Mandengue CMR 22.31; 7, Ahmed Shageef MDV 22.80

Heat 2: (1.2) 1, Johnson 20.52; 2, Okuyama 20.80; 3, Tilli 20.89; 4, Talavera 20.98; 5, Peter Ogilvie CAN 21.09; 6, Trevor Davis AIA 21.87; Mohamed Abderrin LBA DNS

Heat 3: (0.3) 1, da Silva 20.51; 2, Rosswess 20.58; 3, Philip (Effiong) 20.68; 4, Ondiek 20.73; 5, Bartenyev 20.78; 6, Edmund Estaphane LCA 21.48; 7, Eric Haynes SKN 21.58; 8, Fortune Ogouchi BEN 22.36

Heat 4: (0.9) 1, Antonov 20.28; 2, Burrell 20.38; 3, Gikonyo 20.43; 4, Enweani 20.95; 5, Thurnherr 20.97; 6, Dudley Den Dulk AHO 21.65; 7, Rodney Cox TKS 21.91; Karim Abdul AFG DNS

Heat 5: (0.1) 1, Adeniken 20.63; 2, Lomba 20.78; 3, Christie 21.19; 4, Khaled Jouma BRN 21.31; 5, Joseph Styles BAH 21.43; 6, Joseph Dias SEN 21.60; 7, Mark Sherwin COK 22.68; Goolam Ambia BAN DQ

Heat 6: (-0.3) 1, Trouabal 20.75; 2, Mahorn 20.83; 3, Capobianco 20.93; 4, Cojocar 20.94; 5, Boévi Lawson TOG 21.09; 6, Sandro Floris ITA 21.10; 7, Ousmane Diarra MLI 21.85; 8, Jerry Jeremiah VAN 21.91

Heat 7: (0.1) 1, Tuffuor 20.50; 2, Regis 20.62; 3, Goremykin 20.67; 4, Renner 20.85; 5, Botlhoko Shebe LES 21.84; Troy Douglas BER DQ; Franck Zio BUR DNS

Heat 8: (-0.4) 1, Heard 20.67; 2, Marie-Rose 20.90; 3, Stevens 21.06; 4, Taylor 21.06; 5, Miguel Gómez ESP 21.08; 6, Neville Hodge ISV 21.36; 7, Eswort Coombs STV 22.29; 8, Manuel Alves Fonseca STP 23.44

Second round (First 4 to semi-finals) (Aug 26)

Heat 1: (0.4) 1, Mahorn 20.17; 2, da Silva 20.18; 3, Heard 20.56; 4, Philip (Effiong) 20.59; 5, Hermann Lomba FRA 20.69; 6, Jacek Kaniecki POL 20.82; 7, Thomas Renner AUT 21.11; 8, Enrique Talavera ESP 21.12

Heat 2: (0.1) 1, Fredericks 20.41; 2, Tuffuor 20.58; 3, Rosswess 20.61; 4, Marie-Rose 20.85; 5, Dmitriy Bartenyev URS 20.90; 6, Kennedy Ondiek KEN 21.07; 7, Felix Stevens CUB 21.09; Innocent Asonze NGR DQ

Heat 3: (0.8) 1, Johnson 20.05; 2, Antonov 20.20; 3, Adeniken 20.30; 4, Regis 20.38; 5, Dean Capobianco AUS 20.77; 6, Daniel Cojocar ROU 20.80; 7, Stefano Tilli ITA 20.92; 8, Cyprian Enweani CAN 21.09

Heat 4: (-0.7) 1, Goremykin 20.36; 2, Trouabal 20.40; 3, Christie 20.54; 4, Gikonyo 20.63; 5, Yoshiyuki Okuyama JPN 21.00; 6, Leroy Burrell USA 21.21; 7, Pascal Thurnherr SUI 21.23; 8, Cameron Taylor NZL 21.40

Semi-finals (First 4 to final) (Aug 27)

Heat 1: (2.2) 1, Mahorn 20.40w; 2, Antonov 20.43; 3, Trouabal 20.48; 4, Goremykin 20.48; 5, Floyd Heard USA 20.61; 6, Linford Christie GBR 20.62; 7, Daniel Philip (Effiong) NGR 20.85; 8, Joseph Gikonyo KEN 21.01

Heat 2: (-3.1) 1, Johnson 20.06; 2, Fredericks 20.27; 3, Adeniken 20.47; 4, da Silva 20.47; 5, John Regis GBR 20.52; 6, Michael Rosswess GBR 20.82; 7, Emmanuel Tuffuor GHA 20.91; 8, Bruno Marie-Rose FRA 21.04

Stuttgart 1993

Final (Aug 20) (0.3)

1,	¹⁵¹ Frankie Fredericks	NAM	19.85	10.39/9.46
2,	¹⁶¹ John Regis	GBR	19.94	10.28/9.66
3,	¹⁷¹ Carl Lewis	USA	19.99	10.31/9.68
4,	¹⁴¹ Michael Marsh	USA	20.18	10.43/9.75
5,	¹³¹ Dean Capobianco	AUS	20.18	10.36/9.82
6,	¹⁸¹ Jean-Charles Trouabal	FRA	20.20	10.46/9.74
7,	¹²¹ Emmanuel Tuffuor	GHA	20.49	10.60/9.89
8,	¹¹¹ Damien Marsh	AUS	20.56	10.62/9.94

After silver medals in Tokyo and at the Barcelona Olympic Games, Fredericks won his country's first ever gold medal with a new African record. Just as in 1987, Regis found himself leading a world final at 150m before Fredericks stormed from third to first. Regis's time at 150m was 14.93, the fastest electrical time for the distance.

Carl Lewis won a record 10th World Championship medal in third spot, when he became the first man to break 20 seconds and not finish in the first two.

First round (First 3 & 5 fastest to second round) (Aug 17)

Heat 1: (0.1) 1, Effiong 20.53; 2, Rossouw 20.68; 3, D Marsh 20.73; 4, Björn Sinnhuber GER 20.99; 5, Edgardo Guilbe PUR 21.14; 6, Yousef Dehmiri IRI 21.88; 7, Theodore Haba GUI 21.92; 8, Lam Hai Van VIE 22.77

Heat 2: (-0.2) 1, Capobianco 20.52; 2, Fredericks 20.65; 3, Stewart 20.85; 4, Antonov 20.88; 5, Ousmane Diarra MLI 21.51; 6, Derry Pemberton ISV 21.89; 7, David Nkoua CGO 22.55; Claus Hirsbro DEN DNS

Heat 3: (1.6) 1, Dollé 20.67; 2, Fatun 20.71; 3, Hendrix 20.74; 4, Ito 20.96; 5, Pedro Nolet ESP 21.09; 6, Daniel Cojocarou ROU 21.13; 7, Trevor Davis AIA 21.49; 8, Mario Bonello MLT 22.60

Heat 4: (0.1) 1, Lewis 20.45; 2, Boateng 20.53; 3, Fedoriv 20.73; 4, Oumar Loum SEN 21.12; 5, Mark Keddell NZL 21.28; 6, Edmund Estaphane LCA 21.53; 7, A. Tamba LBR 22.67; Marek Zalewski POL DNS

Heat 5: (-0.1) 1, Gilbert 20.87; 2, Delice 20.97; 3, Gikonyo 21.14; 4, Jiří Valík CZE 21.20; 5, Slobodan Branković IWP 21.35; 6, Goolam Ambia BAN 21.95; 7, Arfin Abdullah INA 22.29; Michael Huke GER DQ (Tr17.3.1)

Heat 6: (0.6) 1, R da Silva 20.54; 2, Tuffuor 20.57; 3, Kurnicki 20.66; 4, Eriksson 20.80; 5, Ondiek 20.97; 6, Edsel Chase BAR 21.34; 7, Miguel Janssen ARU 21.51; 8, Eswort Coombs STV 21.82

Heat 7: (-0.5) 1, Trouabal 20.60; 2, Regis 20.67; 3, Terzian 20.83; 4, Marras 20.95; 5, Andre da Silva BRA 20.99; 6, Niti Piyapan THA 21.60; 7, Khalid Juma BRN 22.23; 8, Ricky Canon NRU 24.14

Heat 8: (1.3) 1, Stevens 20.85; 2, Georgiev 21.08; 3, de Souza 21.22; 4, Stephen Lewis MNT 21.36; 5, Cephas Lemba ZAM 21.68; 6, Junior Cornette GUY 22.03; 7, Mark Sherwin COK 22.82; Linford Christie GBR DNS

Heat 9: (-1.2) 1, M Marsh 20.77; 2, Mahorn 20.89; 3, Moen 21.18; 4, Ato Boldon TTO 21.31; 5, Carlos Moreno CHI 21.36; 6, Amar Hecini ALG 21.36; 7, Edvin Ivanov RUS 21.39

Second round (First 4 to semi-finals) (Aug 19)

Heat 1: (1.2) 1, Dollé 20.45; 2, Tuffuor 20.58; 3, Kurnicki 20.58; 4, Hendrix 20.82; 5, Ray Stewart JAM 21.02; 6, Koji Ito JPN 21.04; 7, Törbjörn Eriksson SWE 21.07; Daniel Effiong NGR DNF

Heat 2: (0.1) 1, Lewis 20.21; 2, Regis 20.39; 3, Rossouw 20.55; 4, Fedoriv 20.59; 5, Patrick Delice TTO 20.88; 6, Geir Moen NOR 20.99; 7, Stanislav Georgiev BUL 21.03; 8, Kennedy Ondiek KEN 21.50

Heat 3: (0.4) 1, Fredericks 20.24; 2, R da Silva 20.24; 3, Trouabal 20.40; 4, D Marsh 20.58; 5, Glenroy Gilbert CAN 20.81; 6, Giorgio Marras ITA 20.87; 7, Patrick Stevens BEL 20.89; 8, Nikolay Antonov BUL 39.46

Heat 4: (-1.0) 1, M Marsh 20.40; 2, Capobianco 20.44; 3, Boateng 20.69; 4, Mahorn 20.70; 5, Oleg Fatun RUS 20.92; 6, Alexandros Terzian GRE 21.00; 7, Joseph Gikonyo KEN 21.09; 8, Sidnei de Souza BRA 21.69

Semi-finals (First 4 to final) (Aug 19)

Heat 1: (0.6) 1, M Marsh 20.10; 2, Fredericks 20.11; 3, Regis 20.16; 4, Capobianco 20.21; 5, Nelson Boateng GHA 20.52; 6, Robert Kurnicki GER 20.67; 7, Atlee Mahorn CAN 20.80; Johan Rossouw RSA DQ (Tr17.3.1)

Heat 2: (0.6) 1, Lewis 20.26; 2, Trouabal 20.27; 3, Tuffuor 20.44; 4, Marsh 20.51; 5, Andrey Fedoriv RUS 20.66; 6, David Dollé SUI 20.70; 7, Jason Hendrix USA 20.99; Robson da Silva BRA DQ (Tr17.3.1)

21.03; 7, Christopher Sayeh LBR 23.84; Troy Douglas BER DQ (Tr17.3.1)

Heat 3: (-0.3) 1, Thompson 20.63; 2, Tuffuor 20.75; 3, Boldon 20.76; 4, Inshakov 20.78; 5, Dean Capobianco AUS 20.88; 6, Marcelo da Silva BRA 21.02; 7, Jordi Mayoral ESP 21.11; 8, Tony Ichiou NMI 24.28

Heat 4: (1.1) 1, Williams 20.56; 2, Dollé 20.69; 3, Sbokos 20.71; 4, Keddell 20.81; 5, Robert Mačkowiak POL 20.83; 6, Peter Ogilvie CAN 21.18; 7, Eswort Coombs STV 21.27; 8, Martin Frick LIE 21.89

Heat 5: (0.8) 1, Brimacombe 20.74; 2, Moen 20.80; 3, Ito 20.80; 4, Riaan Dempers RSA 20.97; 5, Aleksandr Sokolov RUS 21.17; 6, Alain Reimann SUI 21.28; 7, Ricardo Roach CHI 21.65; 8, Trevor Davis AIA 22.03

Heat 6: (1.0) 1, Marsh 20.65; 2, Regis 20.78; 3, Hedner 20.85; 4, Joseph Loua GUI 21.06; 5, Huang Danwei CHN 21.16; 6, Justice Dipeba BOT 21.17; Yiorgos Panayiotopoulos GRE DQ (Tr16.8); Deji Aliu NGR DNS

Heat 7: (2.0) 1, C da Silva 20.44; 2, Wariso 20.51; 3, García 20.70; 4, Osovich 20.70; 5, Javier Navarro ESP 20.88; 6, Boévi Lawson TOG 21.06; 7, Jun Osakada JPN 21.25; 8, Brahim Abdoulaye CHA 21.86

Heat 8: (0.5) 1, R da Silva 20.53; 2, Kurnicki 20.61; 3, Stewart 20.83; 4, Carlos Gats ARG 21.02; 5, Daniel Cojocarou ROU 21.09; 6, Kurvin Wallace SKN 21.29; 7, Antoine Boussombo GAB 21.32; Olapade Adeniken NGR DNS

Heat 9: (0.6) 1, Fredericks 20.73; 2, Donaldson 20.75; 3, De Silva 20.77; 4, Little 20.80; 5, Marc Blume GER 20.86; 6, Miguel Janssen ARU 21.31; 7, Keith Smith ISV 21.63; Vladislav Dologodin UKR DNF

Second round (First 4 to semi-finals) (Aug 10)

Heat 1: (0.1) 1, Johnson 20.35; 2, Stevens 20.41; 3, Tynes 20.49; 4, Alexópoulos 20.57; 5, David Dollé SUI 20.84; 6, Lars Hedner SWE 20.87; 7, Charles Gitonga KEN 20.90; 8, Mark Keddell NZL 40.08

Heat 2: (0.4) 1, Williams 20.36; 2, García 20.52; 3, Thompson 20.57; 4, Trouabal 20.60; 5, Robert Kurnicki GER 20.67; 6, Kevin Widmer SUI 20.74; 7, Sergey Osovich UKR 21.00; Thomas Sbokos GRE DQ (Tr17.3.1)

Heat 3: (0.8) 1, Fredericks 20.26; 2, C da Silva 20.35; 3, Regis 20.51; 4, Brimacombe 20.52; 5, Sergey Inshakov LAT 20.73; 6, Koji Ito JPN 20.80; 7, Chris Donaldson NZL 20.82; 8, Neil De Silva TTO 21.01

Heat 4: (-0.1) 1, R da Silva 20.33; 2, Moen 20.37; 3, Marsh 20.49; 4, Wariso 20.55; 5, Kevin Little USA 20.60; 6, Emmanuel Tuffuor GHA 20.61; 7, Ato Boldon TTO 21.81; Raymond Stewart JAM DNS

Semi-finals (First 4 to final) (Aug 11)

Heat 1: (0.3) 1, Johnson 20.01; 2, R da Silva 20.20; 3, Moen 20.32; 4, Regis 20.39; 5, Damien Marsh AUS 20.39; 6, Jean-Charles Trouabal FRA 20.58; 7, Alexandros Alexópoulos GRE 20.78; 8, Patrick Stevens BEL 20.79

Heat 2: (-0.9) 1, Fredericks 20.28; 2, Williams 20.32; 3, C da Silva 20.37; 4, García 20.45; 5, Solomon Wariso GBR 20.58; 6, Steve Brimacombe AUS 20.59; 7, Obadele Thompson BAR 20.66; 8, Andrew Tynes BAH 20.72

Gothenburg 1995

Final (Aug 11) (0.5)

1,	¹⁴¹ Michael Johnson	USA	19.79
2,	¹³¹ Frankie Fredericks	NAM	20.12
3,	¹⁶¹ Jeff Williams	USA	20.18
4,	¹⁵¹ Robson da Silva	BRA	20.21
5,	¹⁷¹ Claudinei da Silva	BRA	20.40
6,	¹⁸¹ Geir Moen	NOR	20.51
7,	¹¹¹ John Regis	GBR	20.67
8,	¹²¹ Iván García	CUB	20.77

Johnson's defence of his 400m title involved four races across the first five days of the championships. After his near world record win at the one-lap event on August 9, the Texan returned the next morning for his 200m heat.

Johnson showed no signs of fatigue in the first two rounds and clocked 20.01 in his semi-final, a 1995 world best. In the final, the American was intent on breaking the oldest of world records: Pietro Mennea's 19.72 from 1979. Robson da Silva (lane 5) got the quickest start but Johnson, one lane inside, swept past on the second half of the bend and raced clear in the straight. The figures of 19.79 clicked onto the scoreboard as he finished. He swore, then jokingly lay flat on his back on the track. He had completed a double victory which had never been achieved before by a man at world or Olympic level. It was his eighth win in eight races over seven days.

"I'm exhausted. This was a tough, tough job," said Johnson. "I was almost to the point where I didn't think I'd be able to perform at my best."

First round (First 3 & 5 fastest to second round) (Aug 10)

Heat 1: (0.9) 1, Stevens 20.54; 2, Tynes 20.56; 3, Alexópoulos 20.59; 4, Widmer 20.69; 5, Alexander Lack GER 20.97; 6, Benjamin Sirimou CMR 21.42; 7, Tawanda Chiwira ZIM 21.51; Li Xiaoping CHN DQ (Tr17.3.1)

Heat 2: (0.2) 1, Johnson 20.57; 2, Trouabal 20.66; 3, Gitonga 20.72; 4, Darren Braithwaite GBR 20.87; 5, Erik Wijmeersch BEL 21.01; 6, Törbjörn Eriksson SWE

Athens 1997

Final (Aug 8) (2.3)

1,	¹³¹ Ato Boldon	TTO	20.04w	10.36/ 9.68
2,	¹⁴¹ Frankie Fredericks	NAM	20.23	10.41/ 9.82
3,	¹⁵¹ Claudinei da Silva	BRA	20.26	10.56/ 9.70
4,	¹⁶¹ Iván García	CUB	20.31	10.43/ 9.88
5,	¹⁷¹ Yiorgos Panayiotopoulos	GRE	20.32	10.48/ 9.84
6,	¹²¹ Obadele Thompson	BAR	20.37	10.49/ 9.88
7,	¹¹¹ Jon Drummond	USA	20.44	10.34/10.10
8,	¹⁸¹ Patrick Stevens	BEL	20.44	10.56/ 9.88

Having missed out on medals in the 100m, both Boldon and Fredericks were fired up for the longer distance. They were drawn together both in the second round and semi-final, winning one race apiece without giving too much away, but the final proved no contest. Second to Drummond (10.34) at 100m in 10.36, with Fredericks on 10.41, the US-based Trinidadian opened up in the straight to win by two metres in a windy 20.04.

Fredericks, champion in 1993 and runner-up in 1991 and 1995, added another silver to his bulging collection although he didn't have much to spare over da Silva. Drummond, drawn in lane one after having the misfortune to encounter Boldon and Fredericks in his semi, faded to seventh. Boldon was gracious after winning his first major senior title: "I am sorry for Frankie as he is more than a rival; he is a mentor to me, an example to humanity."

First round (First 3 & 5 fastest to second round) (Aug 6)

Heat 1: (1.9) 1, Boldon 20.48; 2, Walker 20.49; 3, Panayiotopoulos 20.60; 4, Aliu 20.60; 5, Gibbons 20.71; 6, Tuffuor 20.72; 7, Hamood Al-Dalhami OMA 21.45

Heat 2: (1.1) 1, Wijmeersch 20.71; 2, Fredericks 20.74; 3, Cooper 20.88; 4, Phillip Mukomana ZIM 20.88; 5, Justice Dipeba BOT 20.96; 6, Patrick Johnson AUS 21.45; Christophe Cheval FRA DNS

Heat 3: (-0.2) 1, Inshakov 20.72; 2, Thompson 20.75; 3, Katsantonis 20.77; 4, Koji Ito JPN 20.82; 5, Juan Pedro Toledo MEX 21.03; 6, Lars Hedner SWE 21.30; 7, Tao Wu-Shiun TPE 21.85

Heat 4: (2.0) 1, Stevens 20.45; 2, Golding 20.49; 3, Occhienna 20.90; 4, Gilles

Quénéhervé FRA 20.93; 5, Ryszard Pilarczyk POL 20.98; 6, Pascal Dangbo BEN 21.58; 7, Kendon Maynard ISV 21.64

Heat 5: (-0.2) 1, Puggioni 20.73; 2, Loua 20.75; 3, Drummond 20.76; 4, Christoph Pöstinger AUT 20.77; 5, Antoine Boussombo GAB 20.79; 6, Thierry Lubin FRA 20.80; 7, Arif Ahundov AZE 22.08

Heat 6: (-0.7) 1, Little 20.68; 2, Ryan 20.69; 3, Dako 20.70; 4, Steve Brimacombe AUS 20.75; 5, Alessandro Attene ITA 20.92; 6, Andrew Tynes BAH 21.00; 7, Mohammed Bin Haji BRU 22.37

Heat 7: (0.6) 1, da Silva 20.59; 2, Donaldson 20.75; 3, Nafpliotis 20.84; 4, Andrey Fedoriv RUS 20.88; 5, Jordi Mayoral ESP 20.99; 6, Kwame Galloway MNT 22.45; Ivan Slehobr CZE DNS

Heat 8: (0.6) 1, Moen 20.79; 2, Bradley 20.80; 3, Gats 20.86; 4, Thomas Sbokos GRE 20.94; 5, Oumar Loum SEN 20.95; 6, Ahmed Douhou CIV 21.08; 7, Benjamin Sirimou CMR 21.45; 8, Djaffar Hadhari COM 21.59

Heat 9: (1.2) 1, García 20.41; 2, Douglas 20.46; 3, Marcoullides 20.47; 4, Osovich 20.56; 5, Keitel 20.72; 6, Malik Louahla ALG 21.31; 7, Khongdy Amnouayphone LAO 22.86; 8, Mohammad Alam BAN 23.54

Second round (First 3 & 4 fastest to semi-finals) (Aug 6)

Heat 1: (-3.5) 1, Stevens 20.77; 2, Douglas 20.78; 3, Donaldson 21.04; 4, Gentry Bradley USA 21.08; 5, Sergejs Inšakovs LAT 21.22; 6, Emmanuel Tuffuor GHA 21.25; 7, Sayon Cooper LBR 21.39; 8, Owusu Dako GBR 21.52

Heat 2: (-0.1) 1, Fredericks 20.13; 2, Boldon 20.28; 3, Drummond 20.59; 4, Golding 20.69; 5, Erik Wijmeersch BEL 20.73; 6, O'Brian Gibbons CAN 20.78; 7, Aninos Marcoullides CYP 20.83; 8, Carlo Occhienna ITA 21.14

Heat 3: (0.4) 1, da Silva 20.27; 2, Little 20.38; 3, Osovich 20.54; 4, Walker 20.56; 5, Panayiotopoulos 20.57; 6, Aliu 20.65; 7, Prodromos Katsantonis CYP 20.77; 8, Gary Ryan IRL 20.83

Heat 4: (1.6) 1, García 20.48; 2, Thompson 20.62; 3, Gats 20.87; 4, Joseph Loua GUI 20.91; 5, Ioannis Nafpliotis GRE 20.94; 6, Sebastian Keitel CHI 20.96; 7, Giovanni Puggioni ITA 22.70; Geir Moen NOR DNS

Semi-finals (First 4 to final) (Aug 7)

Heat 1: (-0.5) 1, da Silva 20.35; 2, García 20.39; 3, Panayiotopoulos 20.43; 4, Thompson 20.46; 5, Sergey Osovich UKR 20.51; 6, Kevin Little USA 20.57; 7, Julian Golding GBR 20.61; 8, Carlos Gats ARG 21.44

Heat 2: (-0.2) 1, Boldon 20.09; 2, Fredericks 20.18; 3, Drummond 20.29; 4, Stevens 20.42; 5, Troy Douglas BER 20.43; 6, Doug Walker GBR 20.61; 7, Deji Aliu NGR 20.78; 8, Chris Donaldson NZL 20.92

Heat 5: (0.1) 1, Kentéris 20.68; 2, Turner 20.72; 3, Greene 20.76; 4, Paul Brizzell IRL 21.02; 5, Dean Capobianco AUS 21.48; 6, Keita Ciine IVB 21.69; Christopher Silas Adolf PLW DQ (Tr17.3.1)

Heat 6: (-0.7) 1, Devonish 20.56; 2, van Balkom 20.65; 3, Wells 20.73; 4, Darryl Wohlson AUS 20.79; 5, Paul Gorries RSA 20.94; 6, Malik-Khaled Louahla ALG 21.21; 7, Christie van Wyk NAM 21.27; 8, Robert Craig NFI 24.10

Heat 7: (-0.4) 1, la Grange 20.78; 2, Urbaš 20.80; 3, Perry 20.86; 4, Joel Mascoll STV 21.25; 5, Sittichai Suwonprateep THA 21.32; 6, Christian Nsiah GHA 21.36; 7, Kwame Galloway MNT 22.88; Nathaniel Esprit AHO DNS

Heat 8: (-0.1) 1, da Silva 20.38; 2, García 20.59; 3, Boussombo 20.72; 4, Erik Wijmeersch BEL 20.89; 5, Sebastián Keitel CHI 20.90; 6, Tao Wu-Shiun TPE 21.38; 7, James Sherwin DMA 21.54

Heat 9: (-0.4) 1, Little 20.76; 2, Donaldson 20.87; 3, Osovich 20.91; 4, Juan Pedro Toledo MEX 21.00; 5, Gennadiy Chernovol KAZ 21.05; 6, Kenneth Andam GHA 21.31; 7, Dominic Demeritte BAH 21.41

Heat 10: (0.1) 1, Thompson 20.70; 2, Holz 20.74; 3, Loua 20.80; 4, Yiorgos Panayiotopoulos GRE 20.82; 5, Gary Ryan IRL 20.86; 6, Sunday Emmanuel NGR 21.12; 7, Djaffar Hadhari COM 21.39

Second round (First 4 to semi-finals) (Aug 24)

Heat 1: (0.2) 1, da Silva 20.22; 2, Thompson 20.26; 3, Little 20.38; 4, Holz 20.59; 5, Panayiotis Sarris GRE 20.65; 6, Renward Wells BAH 20.66; 7, Matt Shirvington AUS 20.67; 8, Doug Turner GBR 21.08

Heat 2: (-0.1) 1, Greene 20.23; 2, Golding 20.32; 3, Ertzgaard 20.61; 4, Smith 20.65; 5, Marcus la Grange RSA 20.81; 6, Martin Lachkovics AUT 20.89; Aninos Marcoullides CYP DQ (Tr17.3.1) (20.39); Kostas Kentéris GRE DNS

Heat 3: (-0.4) 1, Devonish 20.51; 2, García 20.57; 3, Williams 20.59; 4, Ito 20.62; 5, Torbjörn Eriksson SWE 20.74; 6, Curtis Perry USA 20.76; 7, Joseph Loua GUI 20.83; 8, Chris Donaldson NZL 20.96

Heat 4: (0.0) 1, Fredericks 20.11; 2, Obikwelu 20.15; 3, Urbaš 20.32; 4, Stevens 20.49; 5, Patrick van Balkom NED 20.59; 6, Joseph Batangdon CMR 20.70; 7, Antoine Boussombo GAB 20.74; 8, Sergey Osovich UKR 20.93

Semi-finals (First 4 to final) (Aug 25)

Heat 1: (1.6) 1, Greene 20.10; 2, da Silva 20.13; 3, Golding 20.28; 4, Thompson 20.36; 5, Christopher Williams JAM 20.48; 6, Koji Ito JPN 20.51; 7, John Ertzgaard NOR 20.72; 8, Stefan Holz GER 21.89

Heat 2: (1.7) 1, Obikwelu 19.84; 2, Urbaš 19.98; 3, Little 20.10; 4, Fredericks 20.10; 5, Marlon Devonish GBR 20.25; 6, Iván García CUB 20.38; 7, Glenn Smith CAN 20.72; Patrick Stevens BEL DNS

Seville 1999

Final (Aug 27) (1.2)

1,	¹³¹ Maurice Greene	USA	19.90	10.25/ 9.65
2,	¹⁶¹ Claudinei da Silva	BRA	20.00	10.32/ 9.68
3,	¹⁴¹ Francis Obikwelu	NGR	20.11	10.28/ 9.83
4,	¹⁷¹ Obadele Thompson	BAR	20.23	10.32/ 9.92
5,	¹⁵¹ Marcin Urbaš	POL	20.30	10.44/ 9.86
6,	¹⁸¹ Kevin Little	USA	20.37	10.35/10.02
7,	¹¹¹ Julian Golding	GBR	20.48	10.76/ 9.72
	¹²¹ Frankie Fredericks	NAM	DNS	

Running his eighth race of the meeting, Greene took the final by a clear metre in 19.90 to become the first man to complete a World Championships 100m & 200m sprint double. His task was made easier as title holder Ato Boldon was out for the season and injury caused Fredericks to scratch from the final, but it was still a strong field as the second semi-final threw up two new sub-20 sec men.

While Greene eased to victory in his race in 20.10 followed by da Silva in a personal best, the other, aided by a wind vector went to Obikwelu in a startling 19.84. Behind him, Urbaš improved from 20.32 to 19.98, an unanticipated Polish record which made him the third fastest ever European. Devonish ran a lifetime best of 20.25 in that race but couldn't make the final, in which da Silva overtook a tiring Obikwelu for the silver, improving again to 20 flat, while Urbaš was also unable to reproduce his semi-final form. Kentéris, destined to bring off a sensational Olympic victory a year later, won his heat but withdrew injured from his quarter-final.

First round (First 3 & 2 fastest to second round) (Aug 24)

Heat 1: (0.1) 1, Obikwelu 20.54; 2, Smith 20.68; 3, Batangdon 20.76; 4, Sarris 20.78; 5, Sergey Slukin RUS 20.92; 6, Kim Collins SKN 20.95; 7, Salem Mubarak Al-Yami KSA 21.27

Heat 2: (-0.1) 1, Fredericks 20.60; 2, Ertzgaard 20.74; 3, Shirvington 20.75; 4, Lachkovics 20.77; 5, Ricardo Roach CHI 21.13; 6, Asli Haseri BRU 22.91; Carlos Gats ARG DQ (Tr17.3.1)

Heat 3: (-0.6) 1, Eriksson 20.58; 2, Ito 20.59; 3, Marcoullides 20.73; 4, André da Silva BRA 21.04; Heber Viera URU & Petko Yankov BUL DQ (Tr17.3.1); Robert Dennis LBR DNS

Heat 4: (0.6) 1, Golding 20.48; 2, Stevens 20.54; 3, Williams 20.68; 4, Mohammed Al-Hooti OMA 20.80; 5, Tommy Kafri ISR 20.89; 6, Albert Agyeman GHA 20.94; 7, Francisco Javier Navarro ESP 20.97

Edmonton 2001

Final (Aug 9) (0.2)

1,	¹⁴¹ Kostás Kentéris	GRE	20.04	10.3/ 9.7
2,	¹³¹ Christopher Williams	JAM	20.20	10.1/10.1
–3,	¹¹¹ Kim Collins	SKN	20.20	10.3/ 9.9
	¹²¹ Shawn Crawford	USA	20.20	10.3/ 9.9
5,	¹⁵¹ Christian Malcolm	GBR	20.22	10.2/10.0
6,	¹⁷¹ Stéphan Buckland	MRI	20.24	10.2/10.0
7,	¹⁶¹ Kevin Little	USA	20.25	10.1/10.2
8,	¹⁸¹ Marlon Devonish	GBR	20.38	10.2/10.2

Kentéris produced a storming finish to duplicate his Olympic win of 2000. The Greek was only seventh at halfway as Little entered the straight ahead. While the rest of the field were closely matched, Kentéris (lane 4) came through for a clear win in 20.032.

It took several minutes to determine the other medallists from Williams, Crawford and Collins, all of whom were drawn in lanes inside the Greek. Williams (20.195) got the silver and it was judged that Crawford and Collins (20.198 each) shared the bronze. Three other men finished within 0.044 seconds, including Little who set a world best for seventh place.

First round (First 4 & 4 fastest to second round) (Aug 7)

Heat 1: (0.3) 1, Suetsugu 20.53; 2, Buckland 20.61; 3, Chernovol 20.65; 4, Silva 20.78; 5, Williams 20.85; 6, Christie van Wyk NAM 21.25; 7, Rika Fardani INA 21.87; 8, Jayson Jones BLZ 22.13

Heat 2: (1.0) 1, Torrieri 20.63; 2, Viera 20.69; 3, Chambers 20.80; 4, André da Silva BRA 21.00; 5, Jermaine Joseph CAN 21.17; 6, Conrad Rdechor PLW 22.86; (1.) Cheval DQ (ADr10.8) (20.62)

Heat 3: (-1.6) 1, Kéneris 20.46; 2, Devonish 20.58; 3, Douglas 20.63; 4, Grange 20.69; 5, Radek Zachoval CZE 21.03; 6, Chang Po-Chih TPE 21.63; Keita Cline IVB DQ (Tr17.3.1) (20.89)

Heat 4: (0.1) 1, Crawford 20.60; 2, Batangdon 20.63; 3, Kosenkow 20.63; 4, Fujimoto 20.77; 5, Corne Du Plessis RSA 20.92; 6, Salem Al-Yami KSA 21.03; 7, Darren Tuitt MNT 21.94

Heat 5: (-0.6) 1, Malcolm 20.37; 2, Douglas 20.65; 3, Ertzgaard 20.68; 4, Demeritte 20.75; 5, Toledo 20.83; Frankie Fredericks NAM DNS; (2.) Clay DQ (ADr10.8) (20.43)

Heat 6: (1.1) 1, Little 20.36; 2, Hartonen 20.57; 3, Emedolu 20.58; 4, Krantz 20.84; 5, Erik Wijmeersch BEL 21.17; 6, Tobias Unger GER 21.30; 7, Wai-Kun Lei MAC 21.63

Heat 7: (0.5) 1, Williams 20.25; 2, Collins 20.41; 3, Urbás 20.41; 4, Loum 20.51; 5, Matsuda 20.79; 6, Eric N'dri CIV 20.87; 7, Patrick van Balkom NED 20.96; 8, Hamood Al-Dalhami OMA 21.45

Second round (First 4 to semi-finals) (Aug 7)

Heat 1: (1.2) 1, Malcolm 20.13; 2, Crawford 20.19; 3, Buckland 20.23; 4, Batangdon 20.31; 5, Oumar Loum SEN 20.43; 6, Gennadiy Chernovol KAZ 20.71; 7, Frédéric Krantz FRA 21.02; Ryo Matsuda JPN DQ (Tr17.3.1)

Heat 2: (1.1) 1, Kénteris 20.30; 2, Torrieri 20.43; 3, Devonish 20.44; 4, Suetsugu 20.48; 5, Troy Douglas NED 20.54; 6, Ricardo Williams JAM 20.65; 7, Heber Viera URU 20.83; 8, Dominic Demeritte BAH 20.86

Heat 3: (-0.3) 1, Williams 20.24; 2, Collins 20.25; 3, Emedolu 20.48; 4, Fujimoto 20.78; 5, Juan Pedro Toledo MEX 20.80; 6, Marcus la Grange RSA 20.83; 7, Caimin Douglas NED 20.87; Ramon Clay USA DQ (ADr10.8) (23.58)

Heat 4: (-1.4) 1, Little 20.34; 2, Urbás 20.54; 3, Hartonen 20.58; 4, Silva 20.58; 5, Dwain Chambers GBR 20.60; 6, Alexander Kosenkow GER 20.66; 7, Johnertzgaard NOR 20.88; (7,) Christoph Cheval FRA DQ (ADr10.8) (20.75)

Semi-finals (First 4 to final) (Aug 8)

Heat 1: (1.0) 1, Malcolm 20.08; 2, Little 20.13; 3, Buckland 20.15; 4, Collins 20.26; 5, Marcin Urbás POL 20.48; 6, Toshiyuki Fujimoto JPN 20.56; 7, Tommi Hartonen FIN 20.65; 8, Joseph Batangdon CMR 20.66

Heat 2: (0.7) 1, Kénteris 20.03; 2, Williams 20.11; 3, Crawford 20.21; 4, Devonish 20.29; 5, Marco Torrieri ITA 20.38; 6, Shingo Suetsugu JPN 20.39; 7, Uchenna Emedolu NGR 20.40; 8, Claudinei da Silva BRA 20.64

Paris 2003

Final (Aug 29) (0.1)

1, ¹⁶¹ John Capel	USA	20.30
2, ¹⁴¹ Darvis Patton	USA	20.31
3, ¹⁵¹ Shingo Suetsugu	JPN	20.38
4, ¹²¹ Darren Campbell	GBR	20.39
5, ¹³¹ Stéphan Buckland	MRI	20.41
6, ¹¹¹ JJ Johnson	USA	20.47
7, ¹⁷¹ Frankie Fredericks	NAM	20.47
8, ¹⁸¹ Uchenna Emedolu	NGR	20.62

The most impressive qualifiers were Patton (20.03) and Buckland (20.06). Times in the final were slowed by cool, wet conditions experienced on the evening of August 29. No-one got clear on the bend and the five men in lanes 2-6 were virtually level at the start of the straight. Capel (lane 6) then edged in front though Patton – who was nursing an injured left knee – closed to within one hundredth. Suetsugu won Japan's first global sprint medal since 1952. Edmonton winner Kentéris was a late withdrawal.

First round (First 3 & 8 fastest to second round) (Aug 27)

Heat 1: (-0.6) 1, Jędrusiński 20.58; 2, Capel 20.59; 3, Williams 20.60; 4, Dolphin 20.69; 5, Julian Raeburn TTO 21.15; Sittichai Suwonprateep THA DQ (Tr17.3.1) (21.15); Alex Giovanni Navas HON DQ (Tr17.3.1) (22.38)

Heat 2: (0.7) 1, Buckland 20.38; 2, Goúsis 20.57; 3, Malcolm 20.65; 4, Loum 20.73; 5, Brizzel 20.75; 6, Miyazaki 20.79; 7, Aaron Egbele NGR 21.24; 8, Ahuín de Souza AIA 23.24

Heat 3: (-0.6) 1, Vries 20.73; 2, Douglas 20.76; 3, Golding 20.82; 4, Al-Bishi 20.86; 5, Heber Viera URU 20.87; 6, Jorge Conde NCA 22.75; Christian Nsiah GHA DQ (Tr17.3.1) (21.16)

Heat 4: (-0.5) 1, Patton 20.27; 2, Cavallaro 20.42; 3, Urbás 20.66; 4, Williams 20.71; 5, Geza Pauer HUN 21.02; 6, Jaysuma Saidy GAM 21.42; 7, Darian Forbes TKS 21.87

Heat 5: (0.4) 1, Suetsugu 20.58; 2, Batangdon 20.71; 3, van Branteghem 20.79; 4, Francis Obikwelu POR 20.93; 5, Gennadiy Chernovol KAZ 21.11; 6, Tobias Unger GER 21.33; 7, Hamood Al-Dalhami OMA 21.52

Heat 6: (1.6) 1, de Souza 20.82; 2, Williams 20.86; 3, Johnson 20.89; 4, Yang Yaozu CHN 20.90; 5, Adrian Durant ISV 21.11; 6, Evans Marie SEY 22.60; 7, Ashley Kazuma PLW 23.84

Heat 7: (0.5) 1, Wissman 20.54; 2, Emedolu 20.55; 3, Johnson 20.56; 4, Nthépé 20.83; 5, Anninos Marcoullides CYP 20.97; 6, Keita Cline IVB 21.31; 7, John Lumkon FIJ 21.55

Heat 8: (-0.8) 1, Campbell 20.54; 2, Demeritte 20.56; 3, Fredericks 20.65; 4, Sarris 20.70; 5, Brian Dzingai ZIM 20.96; 6, Salem Al-Qaifi YEM 22.94; 7, Shane Ogomoro NMI 23.77; Salem Al-Yami KSA DNS

Second round (First 4 to semi-finals) (Aug 27)

Heat 1: (2.3) 1, Suetsugu 20.24w; 2, Demeritte 20.51; 3, Williams 20.53; 4, Wissman 20.59; 5, Oumar Loum SEN 20.67; 6, Aimé-Issa Nthépé FRA 20.69; 7, Marcin Urbás POL 20.72; 8, Joseph Batangdon CMR 20.81

Heat 2: (0.6) 1, Patton 20.40; 2, Cavallaro 20.47; 3, Malcolm 20.58; 4, Al-Bishi 20.74; 5, Chris Williams JAM 20.79; 6, Cláudio de Souza BRA 20.82; 7, Patrick Johnson AUS 20.83; 8, James Dolphin NZL 21.08

Heat 3: (0.7) 1, Buckland 20.06; 2, Johnson 20.22; 3, Emedolu 20.56; 4, Vries 20.59; 5, Troy Douglas NED 20.64; 6, Hisashi Miyazaki JPN 20.70; 7, Panayiótis Sarris GRE 20.74; 8, Julian Golding GBR 20.79

Heat 4: (0.1) 1, Capel 20.30; 2, Campbell 20.35; 3, Fredericks 20.49; 4, Jędrusiński 20.53; 5, Paul Brizzel IRL 20.56; 6, Anastásios Goúsis GRE 20.67; 7, Cédric van Branteghem BEL 20.70; 8, LaTonel Williams JAM 20.73

Semi-finals (First 4 to final) (Aug 28)

Heat 1: (0.6) 1, Patton 20.03; 2, Buckland 20.11; 3, Fredericks 20.29; 4, Johnson 20.36; 5, Christian Malcolm GBR 20.43; 6, Marcin Jędrusiński POL 20.48; 7, Hamed Hamadan Al-Bishi KSA 20.70; 8, Dominic Demeritte BAH 20.71

Heat 2: (0.0) 1, Capel 20.18; 2, Suetsugu 20.22; 3, Campbell 20.34; 4, Emedolu 20.44; 5, Ricardo Williams JAM 20.45; 6, Sherwin Vries RSA 20.59; 7, Alessandro Cavallaro ITA 20.59; 8, Johan Wissman SWE 20.66

Helsinki 2005

Final (Aug 11) (-0.5)

1, ¹⁶¹ Justin Gatlin	USA	20.04
2, ¹³¹ Wallace Spearmon	USA	20.20
3, ¹⁴¹ John Capel	USA	20.31
4, ¹⁵¹ Tyson Gay	USA	20.34
5, ¹⁷¹ Stéphan Buckland	MRI	20.41
6, ¹⁸¹ Patrick Johnson	AUS	20.58
7, ¹²¹ Tobias Unger	GER	20.81
8, ¹¹¹ Usain Bolt	JAM	26.27

Gay was the most impressive runner in the preliminaries, particularly in the first round where he cruised to a 19.99w (4.3) clocking ahead of a field all of whom progressed to round two. Wind conditions varied enormously. Only two races after the 19.99, Spearmon won his heat in 20.51 into a 2.7 wind. Gay was fastest next day in both the second round and semis. The four Americans – including defending champion Capel competing as a “wild card” – ran 1-2 in the two semi-finals, garnering the best lanes in the final.

With the temperature down to 11°C the final was not going to be won in an exceptional time. Gatlin, in the outside of the seeded lanes (3-6), got a good start, and “running scared”, as he later put it, was never headed. Spearmon and the fast-finishing Capel took the other medals. The only perceived threat to the US hegemony was Bolt, whose long legs were unable to cope with lane 1, and he suffered a muscle pull 50m from the finish while in fifth place. Prior to 2005 there had been 11 clean sweeps in the 382 individual World Championship finals, but here we were seeing a 1-4 sweep for the first time.

First round (First 3 & 8 fastest to second round) (Aug 9)

Heat 1: (-2.5) 1, Buckland 20.94; 2, Howe 21.08; 3, Armstrong 21.10; 4, Panayiótis Sarris GRE 21.43; 5, André da Silva BRA 21.44; 6, Heber Viera URU 21.71; 7, Nabie Fofanah GUI 22.16; 8, Afzal Baig PAK 22.54

Heat 2: (3.0) 1, Pogonon 20.37w; 2, Dzingai 20.76; 3, Ilinov 20.85; 4, Hamed Hamadan Al-Bishi KSA 21.03; 5, Julian Raeburn TTO 21.12; 6, Evans Marie SEY 21.65; 7, Noor Adi Bin Rostam BRU 24.05; Obadele Thompson BAR DNS

Heat 3: (1.8) 1, Malcolm 20.36; 2, Capel 20.40; 3, Ernst 20.45; 4, Johnson 20.56; 5, Hartonen 20.59; 6, Daniel Abenzoar-Foule LUX 21.10; 7, Nicholas Mangham PLW 24.39; Omar O. Brown JAM DNF

Heat 4: (1.3) 1, Unger 20.45; 2, Williams 20.64; 3, Devonish 20.75; 4, Fasuba 20.88; 5, Matic Osovnikar SLO 20.94; 6, Basílio de Morães BRA 20.99; 7, Abubaker El Tawerghi LBA 21.72

Heat 5: (-0.4) 1, Bolt 20.80; 2, Suetsugu 20.85; 3, Beyens 20.88; 4, Koura Kaba Fantoni ITA 21.10; 5, Kevon Pierre TTO 21.24; 6, Oumar Loum SEN 21.37; 7, Beranger Bosse CAF 22.02

Heat 6: (4.3) 1, Gay 19.99w; 2, Jędrusiński 20.14; 3, Saidy 20.14; 4, Emedolu 20.22; 5, Wissman 20.26; 6, Julius 20.37; 7, Hession 20.40

Heat 7: (-2.1) 1, Batman 20.68; 2, Hoogmoed 20.80; 3, Gatlin 20.90; 4, Shinji Takahira JPN 21.03; 5, Dmitriy Gluschenko UKR 21.15; 6, Mphelave Dlamini SWZ 21.79; 7, Dion Crabbe IVB 21.82; Francis Obikwelu POR DNS

Heat 8: (-2.7) 1, Spearmon 20.51; 2, Toledo 20.78; 3, Batangdon 20.84; 4, Demeritte 20.90; 5, Yang Yaozu CHN 21.03; 6, Bruno Pacheco BRA 21.05; David Alerte FRA DNF

Second round (First 3 & 4 fastest to semi-finals) (Aug 10)

Heat 1: (2.0) 1, Unger 20.91; 2, Spearmon 20.91; 3, Johnson 20.94; 4, Joseph Batangdon CMR 21.38; 5, Paul Hession IRL 21.69; 6, Yordan Ilinov BUL 21.94; 7, Brian Dzingai ZIM 22.32; Juan Pedro Toledo MEX DQ (Tr17.3.1)

Heat 2: (-1.1) 1, Gay 20.64; 2, Buckland 20.66; 3, Saidy 20.95; 4, Jędrusiński 21.07; 5, Johan Wissman SWE 21.16; 6, Andrew Howe ITA 21.19; 7, Dominic Demeritte BAH 21.25; Uchenna Emedolu NGR DNF

Heat 3: (-3.7) 1, Capel 20.78; 2, Bolt 20.87; 3, Armstrong 20.94; 4, Malcolm 21.02; 5, Suetsugu 21.11; 6, Leigh Julius RSA 21.45; 7, Sebastian Ernst GER 21.54; 8, Olusoji Fasuba NGR 21.92

Heat 4: (-1.9) 1, Williams 20.93; 2, Gatlin 20.94; 3, Devonish 20.95; 4, Batman 20.95; 5, Ronald Pogonon FRA 21.26; 6, Guus Hoogmoed NED 21.26; 7, Kristof Beyens BEL 21.43; 8, Tommi Hartonen FIN 21.54

Semi-finals (First 4 to final) (Aug 10)

Heat 1: (-0.1) 1, Capel 20.45; 2, Spearmon 20.49; 3, Unger 20.63; 4, Bolt 20.68; 5, Jaysuma Saidy GAM 20.75; 6, Daniel Batman AUS 20.98; 7, Christian Malcolm GBR 21.09; Aaron Armstrong TTO DNS

Heat 2: (-0.3) 1, Gay 20.27; 2, Gatlin 20.47; 3, Buckland 20.54; 4, Johnson 20.65; 5, Chris Williams JAM 20.72; 6, Shingo Suetsugu JPN 20.84; 7, Marlon Devonish GBR 20.93; 8, Marcin Jędrusiński POL 20.99

5, ¹³¹ Steve Mullings	JAM	19.98	10.20/ 9.78
6, ¹⁷¹ Charles Clark	USA	20.39	10.38/10.01
7, ¹¹¹ Ramil Guliyev	AZE	20.61	10.77/ 9.84
8, ¹²¹ David Alerte	FRA	20.68	10.65/10.03

Osaka 2007

Final (Aug 30) (-0.8)

1, ¹⁴¹ Tyson Gay	USA	19.76	10.13/ 9.63
2, ¹⁵¹ Usain Bolt	JAM	19.91	10.15/ 9.76
3, ¹⁶¹ Wallace Spearmon	USA	20.05	10.32/ 9.73
4, ¹⁸¹ Rodney Martin	USA	20.06	10.30/ 9.80
5, ¹³¹ Churandy Martina	AHO	20.28	10.50/ 9.80
6, ¹⁷¹ Marvin Anderson	JAM	20.28	10.50/ 9.80
7, ¹⁹¹ Chris Williams	JAM	20.57	10.50/10.10
8, ¹²¹ Anastásios Goúsis	GRE	20.75	10.70/10.10

The first round saw 16 men run quicker than 20.50 headed by the surprising Goúsis, who cut his lifetime best by more than three tenths to 20.11. Gay showed power in the second round, zipping to a 20.08 ahead of Anderson, while Bolt duplicated his teammate's time of 20.13 in winning his heat. Bolt and Gay were the semi-final winners, with Spearmon and Anderson the athletes looking most likely to threaten the two favourites.

In the final, Bolt took an early lead over Gay (5.69 to 5.74 at 50m), but Gay had caught his tall (1.96m) rival by 100m, and he accelerated powerfully in the straight, passing 150m in 14.75 and gradually extending his lead to the finish. His time of 19.76 beat Michael Johnson's championship record, while Bolt easily held off fast-finishing Spearmon who pipped Martin for the bronze.

First round (First 4 & 8 fastest to second round) (Aug 28)

Heat 1: (0.2) 1, Takahira 20.83; 2, Williams 20.88; 3, de Moraes 21.09; 4, Nazareno 21.18; 5, Juan Pedro Toledo MEX 21.31; 6, Ruslan Abbasov AZE 21.33; 7, Morne Nagel RSA 21.35; 8, Harmon Harmon COK 23.78

Heat 2: (0.2) 1, Gay 20.46; 2, Martina 20.47; 3, Viana 20.47; 4, Osovnikar 20.51; 5, Hongisto 20.56; 6, Dolphin 20.65; 7, Cribari 20.71; 8, Mphelave Dlamini SWZ 21.96; 9, Amaroy Marino PLW 23.34

Heat 3: (0.2) 1, Barnett 20.31; 2, Suetsugu 20.47; 3, Johnson 20.48; 4, Dzingai 20.50; 5, Hoogmoed 20.57; 6, Seth Amoo GHA 20.85; 7, Tang Yik Chun HKG 21.72; 8, Sittichai Suwonprateep THA 21.87

Heat 4: (0.0) 1, Goúsis 20.11; 2, Bolt 20.12; 3, Christian 20.23; 4, Jędrusiński 20.31; 5, Abrantes 20.48; 6, Mitchell 20.81; 7, Teplykh 20.81; 8, Michael Alico GUM 22.45

Heat 5: (0.7) 1, Martin 20.44; 2, Hession 20.46; 3, Schneeberger 20.72; 4, Kamiyama 20.78; 5, Christian Krone RSA 20.85; 6, Khalil Al-Hanahneh JOR 21.01; 7, Courtney Bascombe VIN 22.08

Heat 6: (-0.1) 1, Anderson 20.43; 2, Beyens 20.44; 3, Spearmon 20.45; 4, Obikwelu 20.61; 5, Seoud 20.65; 6, Hitjvirue Kaanjuka NAM 21.10; 7, Daniel Grueso COL 21.11; 8, Zahir Naseer MDV 23.27

Second round (First 4 to semi-finals) (Aug 28)

Heat 1: (0.3) 1, Martin 20.25; 2, Dzingai 20.28; 3, Christian 20.36; 4, Williams 20.40; 5, Matic Osovnikar SLO 20.65; 6, Amr Ibrahim Seoud EGY 20.72; 7, Shinji Takahira JPN 20.77; 8, James Dolphin NZL 20.80

Heat 2: (-0.3) 1, Bolt 20.13; 2, Spearmon 20.26; 3, Martina 20.39; 4, Barnett 20.41; 5, Visa Hongisto FIN 20.78; 6, Tomoya Kamiyama JPN 20.89; 7, Basilio de Moraes BRA 21.07; 8, Jacobi Mitchell BAH 21.17

Heat 3: (0.9) 1, Gay 20.08; 2, Anderson 20.13; 3, Obikwelu 20.38; 4, Jędrusiński 20.53; 5, Sandro Viana BRA 20.68; 6, Shingo Suetsugu JPN 20.70; 7, Marco Cribari SUI 20.86; 8, Guus Hoogmoed NED 21.32

Heat 4: (0.6) 1, Hession 20.50; 2, Goúsis 20.51; 3, Beyens 20.52; 4, Johnson 20.62; 5, Arnaldo Abrantes POR 20.82; 6, Ivan Teplykh RUS 20.98; 7, Marc Schneeberger SUI 21.09; 8, Franklin Nazareno ECU 21.50

Semi-finals (First 4 to final) (Aug 29)

Heat 1: (-0.4) 1, Bolt 20.03; 2, Spearmon 20.05; 3, Martin 20.18; 4, Martina 20.20; 5, Francis Obikwelu POR 20.40; 6, Brian Dzingai ZIM 20.45; 7, Marcin Jędrusiński POL 20.54; 8, Bryan Barnett CAN 20.68

Heat 2: (-0.4) 1, Gay 20.00; 2, Anderson 20.06; 3, Williams 20.24; 4, Goúsis 20.33; 5, Brendan Christian ANT 20.36; 6, Paul Hession IRL 20.50; 7, Kristof Beyens BEL 20.53; 8, Patrick Johnson AUS 20.73

Berlin 2009

Final (Aug 20) (-0.3)

1, ¹⁵¹ Usain Bolt	JAM	19.19 ^{WR}	9.92/ 9.27
2, ¹⁶¹ Alonso Edward	PAN	19.81	10.37/ 9.44
3, ¹⁴¹ Wallace Spearmon	USA	19.85	10.42/ 9.43
4, ¹⁸¹ Shawn Crawford	USA	19.89	10.15/ 9.74

The first round heats eliminated none of the possible medallists, though Tyson Gay decided to save himself for the relay rather than defending his title. Mullings was the fastest across the first two rounds, with 20.26, and more clues were offered in the semi-finals. Bolt led the first race by a metre from Crawford at the halfway point, and with a gap of two metres plus by 130m, he then eased back to win in 20.08. In the second semi, Mullings led by a metre at halfway, but Spearmon went clear at 140m to win in 20.14.

It was felt that the car accident Bolt had in April would have hindered his training sufficiently to make it unlikely that he would threaten his year-old world record of 19.30. Running in lane five, Bolt made up the stagger on Edward within 50m, and led the field by over two metres by halfway in an unprecedented 9.92. Bolt's second 50m, partly on the curve, had taken a staggering 4.32 seconds. He was 0.20 slower over the third 50m segment, passing 150m in 14.44, with Crawford still in second (14.80), Mullings third (14.93), then Edward (15.00) and Spearmon (15.06) closing in.

Bolt flew across the line with the stadium clock showing 19.20, which was quickly adjusted to the official 19.19 (actually 19.190). Despite not being as well prepared as in Beijing, Bolt had surprised himself to cut his his own world record by 0.11. Behind him, Edward caught the fading Crawford with 10m to go, then Spearmon edged past for the bronze. Mullings became the first man to run 200m under 20 seconds, and finish only fifth.

This was the final world championship event in which all finalists were required to contest four rounds. From 2011 preliminary rounds were introduced for non-qualified athletes in the 100m, while other events were to feature a first round then three semi-finals before the final.

First round (First 3 & 5 fastest to second round) (Aug 18)

Heat 1: (-1.5) 1, Crawford 20.60; 2, Smirnov 20.85; 3, Dzingai 20.97; 4, Adam Harris GUY 21.28; 5, Aaron Armstrong TTO 21.38; 6, Khalil Al-Hanahneh JOR 21.98; Dwain Chambers GBR & Jaysuma Saidy Ndure NOR DNS

Heat 2: (-1.6) 1, Christian 20.81; 2, Menga 20.84; 3, Clark 20.87; 4, Meité 20.93; 5, Al-Salfa 20.94; 6, Niko Verekaita FIJ 21.43; 7, Amr Ibrahim Seoud EGY 21.44; Desislav Gunev BUL DNF

Heat 3: (0.1) 1, Mullings 20.62; 2, Hession 20.66; 3, Fujimitsu 20.69; 4, Alerte 20.72; 5, Idriss Khalid Zougari MAR 21.24; 6, Franklin Nazareno ECU 21.84; 7, Gerald Phiri ZAM DNS

Heat 4: (0.2) 1, Devonish 20.92; 2, Guliyev 21.12; 3, Niit 21.21; 4, Nathaniel McKinney BAH 21.26; 5, Joel Redhead GRN 21.37; 6, Ronalds Arajis LAT 21.38; 7, Sibusiso Matsenjwa SWZ 21.93; 8, Andrew Hinds BAR 22.60

Heat 5: (-0.2) 1, Bolt 20.70; 2, Sorriolo 20.74; 3, Effah 20.80; 4, Sandro Viana BRA 21.18; 5, Eddy De Lépine FRA 21.23; 6, Hitoshi Saito JPN 21.38; Obinna Metu NGR DNS

Heat 6: (0.2) 1, Edward 20.71; 2, Schneeberger 20.76; 3, Callander 20.81; 4, Igor Bodrov UKR 21.00; 5, Hamed Hamdan Al-Bishi KSA 21.00; 6, Ramon Gittens BAR 21.33; 7, Vyacheslav Muravyov KAZ 21.48

Heat 7: (-0.6) 1, Mbandjock 20.65; 2, Cribari 20.80; 3, Palacios 20.83; 4, Collins 20.83; 5, Alexander Kosenkow GER 20.99; 6, Ángel David Rodríguez ESP 21.37; Tyson Gay USA DNS

Heat 8: (-0.9) 1, Connaughton 20.82; 2, Takahira 20.86; 3, Buckland 21.00; 4, Patrick van Luijk NED 21.05; 5, Fanuel Kenosi BOT 21.75; 6, Nikolai Portelli MLT 22.11; 7, Gabriel Mvumvure ZIM 22.67; Arnaldo Abrantes POR DNS

Heat 9: (-0.7) 1, Hering 20.64; 2, Spearmon 20.66; 3, Smellie 20.71; 4, Mpuang 20.91; 5, Ramone McKenzie JAM 20.97; 6, Seth Amoo GHA 21.04; Churandy Martina AHO DNS

Second round (First 3 & 4 fastest to semi-finals) (Aug 18)

Heat 1: (0.0) 1, Bolt 20.41; 2, Alerte 20.51; 3, Mbandjock 20.55; 4, Clark 20.55; 5, Sorriolo 20.58; 6, Kim Collins SKN 20.84; 7, Marc Schneeberger SUI 20.91; 8, Gavin Smellie CAN 21.27

Heat 2: (-0.2) 1, Crawford 20.37; 2, Devonish 20.66; 3, Palacios 20.69; 4, Shinji Takahira JPN 20.69; 5, Roman Smirnov RUS 20.72; 6, Omar Jouma Al-Salfa UAE 20.97; Jared Connaughton CAN DQ (Tr17.3.1); Brian Dzingai ZIM DNF

Heat 3: (-0.3) 1, Mullings 20.23; 2, Guliyev 20.40; 3, Hession 20.48; 4, Christian 20.58; 5, Callander 20.62; 6, Platini-Aleixo Menga GER 20.68; 7, Ben Youssef Meité CIV 20.78; 8, Stéphane Buckland MRI 21.33

Heat 4: (-0.6) 1, Edward 20.33; 2, Spearmon 20.44; 3, Hering 20.58; 4, Marco Cribari SUI 20.81; 5, Thuso Mpuang RSA 20.87; 6, Kenji Fujimitsu JPN 20.97; 7, Sam Effah CAN 20.97; Marek Niit EST DNS

Semi-finals (First 4 to final) (Aug 19)

Heat 1: (0.0) 1, Bolt 20.08; 2, Edward 20.22; 3, Crawford 20.35; 4, Alerte 20.45; 5, Robert Hering GER 20.52; 6, Rondell Sorriolo TTO 20.63; 7, Rolando Palacios HON 20.67; 8, Brendan Christian ANT 20.79

Heat 2: (0.3) 1, Spearmon 20.14; 2, Mullings 20.26; 3, Clark 20.27; 4, Guliyev 20.28; 5, Martial Mbandjock FRA 20.43; 6, Paul Hession IRL 20.48; 7, Marlon Devonish GBR 20.62; 8, Emmanuel Callender TTO 20.70

Daegu 2011**Final (Sep 3) (0.8)**

1, ¹³¹ Usain Bolt	JAM	19.40	9.99/9.41
2, ¹⁴¹ Walter Dix	USA	19.70	10.12/9.58
3, ¹⁶¹ Christophe Lemaitre	FRA	19.80	10.25/9.55
4, ¹⁸¹ Jaysuma Saidy Ndure	NOR	19.95	10.20/9.75
5, ¹⁵¹ Nickel Ashmeade	JAM	20.29	10.37/9.92
6, ¹²¹ Bruno de Barros	BRA	20.31	10.47/9.74
7, ¹¹¹ Rondell Sorriolo	TTO	20.34	10.43/9.91
¹⁷¹ Alonso Edward	PAN	DNF	

Bolt was back to his normal playful self as the runners lined up for the final, but his reaction time at the start (0.193) showed how careful he was to avoid another disqualification. Despite the strictures that lane three imposed on a man 1.96m tall, Bolt still passed 100m in 9.99, leading by almost 2m from Dix (10.12), who was a half metre in front of Ndure.

The defending champion extended his lead down the straight, ahead of Dix, with Lemaitre now in third. The world record holder came home to win in the third best time ever. "I was running as hard as possible," he remarked. Lemaitre set a French record of 19.80 after duelling with Ndure for the bronze.

First round (First 3 & 3 fastest to semi-finals) (Sep 2)

Heat 1: (0.3) 1, Dix 20.42; 2, Seoud 20.44; 3, Collins 20.52; 4, Ogunode 20.54; 5, Marc Schneeberger SUI 20.81; 6, Sebastian Ernst GER 20.95; 7, Sibusiso Matsenjwa SWZ 21.29; 8, Roudy Monrose HAI 22.18

Heat 2: (-0.3) 1, Bolt 20.30; 2, Mathieu 20.46; 3, Maslák 20.63; 4, Malcolm 20.66; 5, Martina 20.70; 6, Bryan Barnett CAN 20.75; 7, Emmanuel Callender TTO 20.97

Heat 3: (-1.1) 1, Ndure 20.65; 2, Patton 20.80; 3, Åstrand 20.87; 4, Paul Hession IRL 21.02; 5, BJ Lawrence SKN 21.16; 6, Rolando Palacios HON 21.22; 7, Yuichi Kobayashi JPN 21.27; 8, Khalilur Rahman BAN 23.53

Heat 4: (-1.1) 1, Lemaitre 20.51; 2, Takahira 20.87; 3, Lehata 21.03; 4, Marvin Anderson JAM 21.09; 5, Lebogang Moeng RSA 21.09; 6, Alex Wilson SUI 21.25; 7, Leeroy Henriette SEY 21.83

Heat 5: (-0.8) 1, Ashmeade 20.47; 2, Viana 20.62; 3, Saito 20.80; 4, James Ellington GBR 20.82; 5, Jeremy Dodson USA 20.92; 6, Gabriel Mvumvure ZIM 21.11; 7, Calvin Dascent ISV 21.15

Heat 6: (0.4) 1, Edward 20.55; 2, de Barros 20.63; 3, Schenkel 20.77; 4, Jared Connaughton CAN 20.83; 5, Ben Youssef Meité CIV 20.97; 6, Thuso Mpuang RSA 21.07; 7, Omar Jouma Al-Salfa UAE 21.45; 8, Luka Rakić MNE 22.73

Heat 7: (-0.7) 1, Sorriolo 20.68; 2, Forsythe 20.68; 3, Herrera 20.76; 4, Daniel Grueso COL 20.87; 5, Marek Niit EST 20.90; 6, Nilson André BRA 20.93; 7, Arnaldo Abrantes POR 21.10; 8, Holder da Silva GBS 21.82

Semi-finals (First 2 & 2 fastest to final) (Sep 2)

Heat 1: (-1.0) 1, Lemaitre 20.17; 2, Ashmeade 20.32; 3, Femi Ogunode QAT 20.58; 4, Kim Collins SKN 20.64; 5, Pavel Maslák CZE 20.87; Michael Mathieu BAH DNF; Sandro Viana BRA DQ (Tr16.8); Mosito Lehata LES DNS

Heat 2: (-1.0) 1, Bolt 20.31; 2, Ndure 20.50; 3, de Barros 20.54; 4, Sorriolo 20.56; 5, Darvis Patton USA 20.72; 6, Hitoshi Saito JPN 21.17; 7, Reto Schenkel SUI 21.18; Churandy Martina NED DNS

Heat 3: (-0.7) 1, Dix 20.37; 2, Edward 20.52; 3, Mario Forsythe JAM 20.63; 4, Michael Herrera CUB 20.75; 5, Christian Malcolm GBR 20.88; 6, Shinji Takahira JPN 20.90; 7, Jonathan Åstrand FIN 21.03; 8, Amr Ibrahim Seoud EGY 21.15

Moscow 2013**Final (Aug 17) (0.0)**

1, ¹⁴¹ Usain Bolt	JAM	19.66	10.12/9.54
2, ¹⁸¹ Warren Weir	JAM	19.79	10.25/9.54
3, ¹³¹ Curtis Mitchell	USA	20.04	10.50/9.50
4, ¹⁶¹ Nickel Ashmeade	JAM	20.05	10.27/9.78
5, ¹⁵¹ Adam Gemili	GBR	20.08	10.30/9.78
6, ¹⁷¹ Anaso Jobodwana	RSA	20.14	10.39/9.75
7, ¹¹¹ Churandy Martina	NED	20.35	10.56/9.79
8, ¹²¹ Jaysuma Saidy Ndure	NOR	20.37	10.41/9.96

Bolt again proved that despite his height, he was the quickest of runners on the bend. His pick-up in the final saw him gain a metre on the field by 60m, and at halfway he was 1½ metres clear of Ashmeade, with Gemili and Weir just behind. The defending champion extended his lead until easing down with 20m left, enabling Weir to gain ground.

The winning time was a world lead of 19.66, Bolt's 10th fastest. Behind the Jamaicans, Mitchell closed fast, moving up from seventh at 120m to snatch the bronze. He had the fastest second half of the entire field. For Bolt it was his third title in a row, and his fifth global gold in six years. Daegu fourth-placer Ndure finished last this time, but set a world best for that position.

First round (First 3 & 3 fastest to semi-finals) (Aug 16)

Heat 1: (-0.4) 1, Mitchell 20.37 2, Ndure 20.44 3, Smelyk 20.52 4, Tsákonas 20.55 5, Isaac Makwala BOT 20.84 6, Kyle Greaux TTO 20.89 7, Hitjivirue Kaanjuka NAM 21.33 8, Neddy Marie SEY 21.98

Heat 2: (-0.2) 1, Jobodwana 20.17 2, Martina 20.37 3, Lehata 20.46 4, Quiñonez 20.47 5, Tremaine Harris CAN 20.68 6, Ratu Banuve Tabakacuoro FIJ 21.27 7, Liaqat Ali PAK 21.90; (7) Joshua Ross AUS DQ (ADr10.8) (21.45)

Heat 3: (0.0) 1, Weir 20.34 2, Hortelano 20.47 3, Vicaut 20.50 4, Bruno de Barros BRA 20.60 5, Kei Takase JPN 20.96 6, Leastrod Roland SKN 21.37 7, Mitchel Davis DMA 21.99 8, Bernardo Valoyes COL 22.37

Heat 4: (-0.7) 1, Edward 20.45 2, Ashmeade 20.54 3, Adams 20.56 4, Aldemir Gomes da Silva BRA 20.73 5, Nil de Oliveira SWE 20.97 6, Aleksandr Khyutte RUS 21.46 7, Yendountien Tiebekabe TOG 21.85 Wilfried Koffi CIV DNS

Heat 5: (-0.6) 1, Ellington 20.55 2, Livermore 20.59 3, Spearmon 20.59 4, Zalewski 20.60 5, Xie Zhenye CHN 20.74 6, Rolando Palacios HON 21.02 7, Luguelin Santos DOM 21.13 8, Courtney Williams VIN 21.98

Heat 6: (0.2) 1, Gemili 20.17 2, Young 20.70 3, Iizuka 20.71 4, Winston George GUY 20.88 5, Sergio Ruiz ESP 20.88 6, Enrico Demonte ITA 21.13 7, Ayman Mohamed Ahmed Said EGY 22.27 8, Jerai Torres GIB 22.98

Heat 7: (0.2) 1, Bolt 20.66 2, Williams 20.72 3, Gordon 20.85 4, Yuichi Kobayashi JPN 20.97 5, Alex Wilson SUI 21.11 6, Jan Žumer SLO 21.35 7, Jamial Rolle BAH 21.40 8, Didier Kiki BEN 22.01

Semi-finals (First 2 & 2 fastest to final) (Aug 16)

Heat 1: (0.0) 1, Mitchell 19.97 2, Weir 20.20 3, Ndure 20.33 4, Jimmy Vicaut FRA 20.51 5, Bruno Hortelano ESP 20.55 6, Alex Quiñonez ECU 20.55 7, Delano Williams GBR 20.61 8, Lalonde Gordon TTO 21.14

Heat 2: (0.0) 1, Bolt 20.12 2, Jobodwana 20.13 3, Isiah Young USA 20.36 4, James Ellington GBR 20.44 5, Jason Livermore JAM 20.46 6, Antoine Adams SKN 20.47 7, Shota Iizuka JPN 20.61 8, Karol Zalewski POL 20.66

Heat 3: (-0.3) 1, Gemili 19.98 2, Ashmeade 20.00 3, Martina 20.13 4, Sergiy Smelyk UKR 20.42 5, Likoúrgos-Stéfanos Tsákonas GRE 20.56 6, Wallace Spearmon USA 20.66 7, Alonso Edward PAN 20.67 8, Mosito Lehata LES 20.68

Beijing 2015**Final (Aug 27) (-0.1)**

1, ¹⁶¹ Usain Bolt	JAM	19.55	10.05/9.50
2, ¹⁴¹ Justin Gatlin	USA	19.74	10.13/9.61
3, ¹⁷¹ Anaso Jobodwana	RSA	19.87	10.31/9.56 (19.861)
4, ¹⁹¹ Alonso Edward	PAN	19.87	10.3 /9.6 (19.863)
5, ¹⁵¹ Zharnel Hughes	GBR	20.02	10.4 /9.6
6, ¹³¹ Ramil Guliyev	TUR	20.11	10.5 /9.6
7, ¹²¹ Femi Ogunode	QAT	20.27	10.5 /9.8
8, ¹⁸¹ Nickel Ashmeade	JAM	20.33	10.44/9.89

Despite Gatlin's 19.57 in winning the 2015 US title, Bolt moved into the role of favourite after his Beijing 100m victory. Fastest in the heats was Guliyev, the former Azeri, with a Turkish record of 20.01. A time as fast as 20.39 was insufficient for advancement to the semi-finals.

Gatlin and Bolt quickly drew clear of the field, and coming off the bend, Bolt was slightly ahead. Running hard over the next 75m, the Jamaican built up a lead of more than 2m, and eased down slightly to finish in 19.55 and take an outright record 10th gold medal from the World Championships. Gatlin finished in an excellent 19.74, while Jobodwana set a national record, just two thousandths ahead of Edward.

The most watched incident of the entire Beijing World Championships came during Bolt's lap of honour. A host cameraman riding a Segway accidentally swerved into the back of the Jamaican. Both men tumbled to the ground, and Bolt did a further head-over-heels. It looked bad – but no harm was done. After the following day's medal ceremony, Bolt sportingly agreed to meet the apologetic CCTV cameraman Song Tao. The two shook hands and everyone was smiles as the Jamaican cracked jokes about the mishap.

First round (First 3 & 3 fastest to semi-finals) (Aug 25)

Heat 1: (-0.3) 1, Guliyev 20.01; 2, Fujimitsu 20.28; 3, Mena 20.37; 4, Wilfried Koffi CIV 20.39; 5, Mike Nyangau KEN 20.51; 6, Isiah Young USA 20.51; 7, Mohammed Abukhousa PLE 21.36; 8, Liaqat Ali PAK 21.55; Ahmed Ali SUD DQ (Tr17.3.1)

Heat 2: (-0.2) 1, Edward 20.11; 2, Martina 20.22; 3, Lemaitre 20.49; 4, Takase 20.33; 5, Bruno de Barros BRA 20.42; 6, Odele Tega NGR 20.49; 7, Tatenda Tumba ZIM 21.21; 8, Luka Rakic MNE 21.86; 9, Beouch Ngirchongor NMA 23.93

Heat 3: (0.1) 1, Bolt 20.28; 2, Skyers 20.29; 3, Martinez 20.34; 4, Julian Reus GER 20.51; 5, Julius Morris MNT 20.56; 6, Teray Smith BAH 20.91; 7, Sydney Siame ZAM 21.08; 8, Mauriel Carty AIA 22.63; Rolando Palacios HON DQ (Tr17.3.1) (21.03)

Heat 4: (0.0) 1, Gatlin 20.19; 2, Sani Brown 20.35; 3, Ashmeade 20.40; 4, Carvin Nkanata KEN 20.43; 5, Jeffrey John FRA 20.48; 6, Antoine Adams SKN 20.75; 7, Phearath Nget CAM 22.11; 8, Jerai Torres GIB 22.77

Heat 5: (-0.4) 1, Hughes 20.13; 2, Forte 20.16; 3, Rodney 20.18; 4, Simbine 20.23; 5, Dodson 20.31; 6, Sergiy Smelyk UKR 20.60; 7, Sibusiso Matsenjwa SWZ 20.78; 8, Harold Houston BER 20.92

Heat 6: (-0.1) 1, Tsákonas 20.14; 2, Weir 20.24; 3, Talbot 20.35; 4, Robin Erewa GER 20.67; 5, Karol Zalewski POL 20.77; 6, Adama Jammeh GAM 20.81; 7, Mosito Lehata LES 21.43

Heat 7: (-0.4) 1, Jobodwana 20.22; 2, Ogunode 20.25; 3, Francis 20.38; 4, Aaron Brown CAN 20.43; 5, Kyle Greaux TTO 20.51; 6, Aldemir Gomes da Silva BRA 20.59; Xie Zhenye CHN DQ (Tr17.3.1) (20.37); Alex Quiñonez ECU DQ (Tr16.8)

Semi-finals (First 2 & 2 fastest to final) (Aug 26)

Heat 1: (0.4) 1, Hughes 20.14; 2, Ashmeade 20.19; 3, Churandy Martina NED 20.20; 4, Likórgos-Stéfanos Tsákonas GRE 20.22; 5, Christophe Lemaitre FRA 20.34; 6, Akani Simbine RSA 20.37; 7, Warren Weir JAM 20.43; 8, Brendon Rodney CAN 20.46

Heat 2: (-0.2) 1, Gatlin 19.87; 2, Edward 20.02; 3, Ogunode 20.05; 4, Yancarlos Martinez DOM 20.31; 5, Abdul Hakim Sani Brown JPN 20.47; 6, Jeremy Dodson SAM 20.53; 7, Reynier Mena CUB 20.56; 8, Julian Forte JAM 20.57

Heat 3: (0.8) 1, Bolt 19.95; 2, Jobodwana 20.01; 3, Guliyev 20.10; 4, Miguel Francis ANT 20.14; 5, Roberto Skyers CUB 20.23; 6, Danny Talbot GBR 20.27; 7, Kenji Fujimitsu JPN 20.34; 8, Kei Takase JPN 20.64

London 2017**Final (Aug 10) (-0.1)**

1,	¹⁵¹	Ramil Guliyev	TUR	20.09	10.13/ 9.79
2,	¹³¹	Wayde van Niekerk	RSA	20.11	10.15/ 9.80 (20.106)
3,	¹⁷¹	Jereem Richards	TTO	20.11	10.26/ 9.70 (20.107)
4,	¹²¹	Nethaneel Mitchell-Blake	GBR	20.24	10.29/ 9.80
5,	¹⁹¹	Ameer Webb	USA	20.26	10.25/ 9.86
6,	¹⁶¹	Isaac Makwala	BOT	20.44	10.15/10.12
7,	¹⁸¹	Abdul Hakim Sani Brown	JPN	20.63	10.20/10.27
8,	¹⁴¹	Isiah Young	USA	20.64	10.35/10.14

Bolt never planned to defend his title, which in the cool conditions was won in a time 0.90 outside the Jamaican's world record. The crowd's favourite in the final was Makwala, who had been obliged to scratch from the first round on August 7 (as well as the 400m final on August 8), due to an outbreak of the contagious norovirus. On August 9, World Athletics permitted him to contest a solo time trial with a target of 20.53 in order to gain an additional place in the semi-finals. To rapturous applause, he succeeded in style with 20.20. The Botswanan ran even faster (20.14w) to then reach the final by right, while his 400m rival van Niekerk only made it as a fastest loser.

In the final, Makwala ran the best bend, with van Niekerk and Guliyev catching him at halfway. Guliyev transitioned well into the straight and took a half metre lead as Makwala began to slip back. Richards came up from sixth at halfway. He, van Niekerk and Guliyev battled to the finish and crossed the line together. The Turk hung on to win in 20.09. Van Niekerk held off Richards by a thousandth, while Mitchell-Blake pleased the home crowd by moving from seventh to fourth in the second half of the race. The winner had placed seventh as a junior (for Azerbaijan) in Berlin 2009.

First round (First 3 & 3 fastest to semi-finals) (Aug 7)

Heat 1: (-0.5) 1, Blake 20.39; 2, Sani Brown 20.52; 3, Wilson 20.54; 4, Serhiy Smelyk UKR 20.58; 5, Teray Smith BAH 20.77; 6, Bernardo Baloyes COL 20.86; 7, Mohammed Obaid Al-Hindi OMA 21.50

Heat 2: (-0.6) 1, Richards 20.05; 2, King 20.41; 3, Dwyer 20.49; 4, Jonathan Quarcoc NOR 20.60; 5, Jeffrey John FRA 20.66; 6, Mark Odhiambo KEN 20.74; 7, Ifeanyi Otuonye TKS 21.91

Heat 3: (0.3) 1, van Niekerk 20.16; 2, Talbot 20.16; 3, Volko 20.52; 4, Alonso Edward PAN 20.61; 5, Sibusiso Matsenjwa SWZ 20.67; 6, Aldemir Gomes da Silva BRA 20.82; 7, Burkheart Ellis BAR 20.99

Heat 4: (0.7) 1, Guliyev 20.16; 2, Webb 20.22; 3, Lemaitre 20.40; 4, Koffi 20.49; 5,

Lima 20.54; 6, Mohamed Yacoub Salem BRN 20.84; 7, Benetch Mulumba-Kabongo COD 23.57; Paul Nalau VAN DQ (Tr17.3.1)

Heat 5: (-0.6) 1, Siame 20.29; 2, Greaux 20.48; 3, Tortu 20.59; 4, Warren Weir JAM 20.60; 5, Adama Jammeh GAM 20.79; 6, Jeremy Dodson SAM 20.81; Makwala DNS

Heat 6: (0.6) 1, Young 20.19; 2, Simbine 20.26; 3, Tsákonas 20.37; 4, Hughes 20.43; 5, Ahmed Ali SUD 20.64; 6, Joseph Millar NZL 20.97; 7, Fabrice Dabla Kokoutse TOG 21.40

Heat 7: (0.7) 1, Mitchell-Blake 20.08; 2, Iizuka 20.58; 3, George 20.61; 4, Mohd Noor Firdaus Idris BRU 22.36; Aaron Brown CAN DQ (Tr17.3.1); Clarence Munyai RSA DQ (Tr17.3.1)

Heat 8 (20.53 or quicker to semi-finals) (Aug 9) (1.4) 1, Makwala 20.20

Semi-finals (First 2 & 2 fastest to final) (Aug 9)

Heat 1: (2.1) 1, Young 20.12w; 2, Makwala 20.14; 3, Mitchell-Blake 20.19; 4, David Lima POR 20.56; 5, Shota Iizuka JPN 20.62; 6, Filippo Tortu ITA 20.62; 7, Akani Simbine RSA 20.62; 8, Kyle Greaux TTO 20.65; 9, Rasheed Dwyer JAM 20.69

Heat 2: (-0.3) 1, Richards 20.14; 2, Sani Brown 20.43; 3, Yohan Blake JAM 20.52; 4, Sydney Siame ZAM 20.54; 5, Kyree King USA 20.59; 6, Ján Volko SVK 20.61; 7, Zharnel Hughes GBR 20.85; 8, Alex Wilson SUI 21.22

Heat 3: (0.3) 1, Guliyev 20.17; 2, Webb 20.22; 3, van Niekerk 20.28; 4, Christophe Lemaitre FRA 20.30; 5, Danny Talbot GBR 20.38; 6, Likórgos-Stéfanos Tsákonas GRE 20.73; 7, Winston George GUY 20.74; 8, Wilfried Koffi CIV 20.80

Doha 2019**Final (Oct 1) (-0.3)**

1,	¹⁵¹	Noah Lyles	USA	19.83	10.33/9.50
2,	¹⁷¹	Andre De Grasse	CAN	19.95	10.29/9.66
3,	¹⁴¹	Alex Quiñónez	ECU	19.98	10.45/9.53
4,	¹⁶¹	Adam Gemili	GBR	20.03	10.27/9.76
5,	¹⁹¹	Ramil Guliyev	TUR	20.07	10.34/9.73
6,	¹³¹	Aaron Brown	CAN	20.10	10.41/9.69
7,	¹²¹	Xie Zhenye	CHN	20.14	10.43/9.71
8,	¹⁸¹	Kyle Greaux	TTO	20.39	10.53/9.86

Lyles was the man to beat, having in 2019 moved to fourth all-time with 19.50. The American took it easy in the heats, but then sped to 19.86 in the second of the three semi-finals. The other semi-final winners were Gemili and De Grasse, though both were slower than Quiñónez, who cracked 20 behind Lyles. No other American even reached the semi-finals. Their 19.82 man Bednarek succumbed to a hamstring injury in his heat.

In the final Gemili ran the fastest bend, and led by almost a metre as the field came into the straight. The American, his hair dyed silver, caught the Briton at the 130m mark and went on to win and become the youngest man to become a World Champion at 200m. De Grasse took silver while Quiñónez came through to snatch the bronze. It was a second World Championship gold for the Lyles family. At Gothenburg 1995, Noah's father Kevin collected a medal after he ran in the 4x400m heats, deputising for Butch Reynolds.

First round (First 3 & 3 fastest to semi-finals) (Sep 29)

Heat 1: (1.0) 1, Gemili 20.06; 2, Guliyev 20.27; 3, Burnet 20.37; 4, Oduduru 20.40; 5, Paulo André de Oliveira BRA 20.75; 6, Rodney Rowe USA 20.92; 7, Fode Sissoko MLI 21.30; Terrance Jones BAH DQ (Tr17.3.1) (21.40)

Heat 2: (0.5) 1, Zhenye 20.20; 2, Hughes 20.24; 3, Jobodwana 20.35; 4, Yuki Koike JPN 20.46; 5, Fahad Mohamed Al-Subaieh KSA 20.51; 6, Andres Salazar ESA 21.64; 7, Mohd Noor Firdaus Idris BRU 21.99

Heat 3: (0.8) 1, Quiñónez 20.08; 2, Blake 20.23; 3, Wilson 20.40; 4, Aldemir Gomes da Silva BRA 20.44; 5, Yang Chun-Han TPE 20.80; 6, Noureddine Hadid LIB 20.84; 7, Antonio Infantino ITA 20.89; 8, Gregory Bradai PYF 22.79

Heat 4: (0.7) 1, Greaux 20.19; 2, Martinez 20.47; 3, Mena 20.52; 4, Jeremy Dodson SAM 20.60; 5, Bernardo Baloyes COL 20.64; 6, Emmanuel Esemé CMR 20.87; 7, Kenny Bednarek USA 21.50

Heat 5: (1.0) 1, Brown 20.10; 2, Francis 20.11; 3, Dwyer 20.37; 4, Desalu 20.43; 5, Jun Yamashita JPN 20.62; 6, Abdulaziz Salim Mohamed QAT 20.75; 7, Emmanuel Arowolo NGR 21.07; Jeffrey Vanan SUR DQ (Tr17.3.1)

Heat 6: (0.9) 1, Grasse 20.20; 2, Munyai 20.29; 3, Smelyk 20.39; 4, Sydney Siame ZAM 20.58; 5, Kirara Shiraishi JPN 20.62; 6, Steven Müller GER 20.69; 7, Sibusiso Matsenjwa SWZ 20.85; 8, Ahmed Al-Yaari YEM 22.37

Heat 7: (0.2) 1, Richards 20.23; 2, Lyles 20.26; 3, Rodney 20.38; 4, Ewers 20.41; 5, Mouhamadou Fall FRA 20.63; 6, Guy Maganga Gorra GAB 20.74

Semi-finals (First 2 & 2 fastest to final) (Sep 30)

Heat 1: (-0.3) 1, Gemili 20.03; 2, Guliyev 20.16; 3, Brown 20.20; 4, Jereem Richards TTO 20.28; 5, Rasheed Dwyer JAM 20.54; 6, Clarence Munyai RSA 20.55; 7, Sergiy Smelyk UKR 20.55; Alex Wilson SUI DNS

Heat 2: (0.1) 1, Lyles 19.86; 2, Quiñónez 19.95; 3, Xie 20.03; 4, Yancarlos Martinez DOM 20.28; 5, Brendon Rodney CAN 20.34; 6, Andre Ewers JAM 20.61; 7, Eseosa Desalu ITA 20.73; Miguel Francis GBR DNS

Heat 3: (-0.1) 1, De Grasse 20.08; 2, Greaux 20.24; 3, Zharnel Hughes GBR 20.30; 4, Taymir Burnet NED 20.34; 5, Anaso Jobodwana RSA 20.34; 6, Yohan Blake JAM 20.37; 7, Reynier Mena CUB 20.61; 8, Divine Oduduru NOR 20.84

200 METRES

Multiple Medallists:

5	Usain Bolt	JAM	07-2, 09-1, 11-1, 13-1, 15-1
4	Frankie Fredericks	NAM	91-2, 93-1, 95-2, 97-2
3	Wallace Spearmon	USA	05-2, 07-3, 09-3
2	Calvin Smith	USA	83-1, 87-1
	John Regis	GBR	87-3, 93-2
	Michael Johnson	USA	91-1, 95-1
	Claudinei da Silva	BRA	97-3, 99-2
	John Capel	USA	03-1, 05-3
	Justin Gatlin	USA	05-1, 15-2

Most Finals/Appearances:

6	Fredericks	91-2, 93-1, 95-2, 97-2, 99-dns, 03-7
	Bolt	05-8, 07-2, 09-1, 11-1, 13-1, 15-1

National Placings:

	1	2	3	4	5	6	7	8	Points
USA	9	5	6+1=	4	1	4	2	1	189.5
JAM	4	3	-	1	2	1	1	2	73
GBR	-	1	1	4	3	-	2	1	50
BRA	-	1	1	3	1	1	-	1	36
NAM	1	3	-	-	-	-	1	-	31
FRA	-	1	1	-	-	2	-	1	20
TTO	1	-	1	-	-	-	1	1	17
CAN	-	1	1	-	-	1	-	1	17
RSA	-	1	1	-	-	1	-	-	16
TUR	1	-	-	-	1	1	-	-	15
NGR	-	-	1	-	1	1	-	1	14
GRE	1	-	-	-	1	-	-	1	13
PAN	-	1	-	1	-	-	-	-	12
MRI	-	-	-	-	2	1	-	-	11
ITA	-	-	1	-	-	-	2	-	10
NOR	-	-	-	1	-	1	-	1	9
JPN	-	-	1	-	-	-	1	-	8
BAR	-	-	-	1	-	1	-	-	8
AUS	-	-	-	-	1	1	-	1	8
ECU	-	-	1	-	-	-	-	-	6
CUB	-	-	-	1	-	-	-	1	6
GER	-	-	-	-	1	-	1	-	6
SKN	-	-	1=	-	-	-	-	-	5.5
URS	-	-	-	-	1	-	-	1	5
AHO	-	-	-	-	1	-	-	-	4
POL	-	-	-	-	1	-	-	-	4
BOT	-	-	-	-	-	1	-	-	3
AZE	-	-	-	-	-	-	1	-	2
BUL	-	-	-	-	-	-	1	-	2
CHN	-	-	-	-	-	-	1	-	2
GHA	-	-	-	-	-	-	1	-	2
NED	-	-	-	-	-	-	1	-	2
QAT	-	-	-	-	-	-	1	-	2
BEL	-	-	-	-	-	-	-	1	1
Totals	17	17	16+2=	16	17	17	17	15	610

Heat 2: 1, Cameron 46.11; 2, Tomko 46.17; 3, Schönlebe 46.23; 4, Vasvari 46.69; 5, Abu Alhassan GHA 48.14; 6, Ibrahim Khalil UAE 48.16; 7, Ali Alarasi YAR 59.67; Angel Heras ESP DQ

Heat 3: 1, Skamrahl 46.31; 2, Bennett 46.58; 3, Hinds 46.64; 4, Minihi 46.90; 5, Atuti 46.95; 6, Dean Greenaway IVB 48.26; Emmanuel Bitanga CMR DNS

Heat 4: 1, Paul 46.33; 2, Kyeswa 46.35; 3, Takano 46.66; 4, Tabron 46.68; 5, Arnold 47.44; 6, David Sawyer SLE 49.29; 7, Lenford O'Garro STV 50.25; Nafee Mersal EGY DNS

Heat 5: 1, Wepler 46.32; 2, Hassan 46.61; 3, Markin 46.74; 4, Tiacoh 47.11; 5, Daley 47.19; 6, Josjö 47.25; 7, Jean-Marie Rudasingwa RWA 50.52; Allan Inghram BAH DNS

Heat 6: 1, Franks 46.16; 2, Sigurdsson 47.09; 3, Madzokere 47.17; 4, Malovec 47.35; 5, Moussa Fall 1 SEN 47.72; 6, Joseph Ramutshabi BOT 48.35; 7, Agripa Mwausage MAW 49.02; Sunday Uti NGR DQ

Heat 7: 1, Weber 45.74; 2, Clark 46.26; 3, Okot 46.69; 4, Rusanen 47.37; 5, Adram Mkumi TAN 49.22; 6, Clive Williams BIZ 51.82; Roberto Ribaud ITA DQ; Michael Solomon TTO DNS

Second round (First 4 to semi-finals) (Aug 8)

Heat 1: 1, Franks 45.57; 2, Brown 45.80; 3, Schönlebe 45.86; 4, Wepler 46.12; 5, Gary Minihi AUS 46.32; 6, Mike Okot UGA 46.38; 7, Christopher Madzokere ZIM 46.74; Dusan Malovec TCH DNF

Heat 2: 1, Cameron 45.76; 2, Clark 45.84; 3, Skamrahl 45.90; 4, Souza 45.94; 5, Gabriel Tiacoh CIV 46.22; 6, Eliot Tabron USA 46.54; 7, Isidro Del Prado PHI 46.71; 8, Matti Rusanen FIN 47.69

Heat 3: 1, Weber 46.01; 2, Kyeswa 46.31; 3, Paul 46.44; 4, Hinds 46.62; 5, Susumu Takano JPN 47.06; 6, James Atuti KEN 47.59; 7, Oddur Sigurdsson ISL 48.09; Marcel Arnold SUI DNS

Heat 4: 1, Markin 46.16; 2, Nix 46.19; 3, Tomko 46.24; 4, Bennett 46.39; 5, Hector Daley PAN 46.42; 6, Eric Josjö SWE 46.97; 7, Sándor Vasvari HUN 47.34; El Kashief Hassan SUD DNF

Semi-finals (First 4 to final) (Aug 9)

Heat 1: 1, Franks 45.44; 2, Weber 45.61; 3, Schönlebe 45.67; 4, Paul 45.83; 5, Ján Tomko TCH 46.03; 6, Todd Bennett GBR 46.11; 7, Darren Clark AUS 46.36; 8, Martin Wepler FRG 46.55

Heat 2: 1, Cameron 45.48; 2, Skamrahl 45.61; 3, Souza 45.63; 4, Nix 45.73; 5, Viktor Markin URS 45.73; 6, Doug Hinds CAN 46.52; 7, Moses Kyeswa UGA 46.79; 8, Phil Brown GBR 46.81

Rome 1987

Final (Sep 3)

1, ¹³¹ Thomas Schönlebe	GDR	44.33	21.40/22.93
2, ¹⁵¹ Innocent Egbunike	NGR	44.56	21.14/23.42
3, ¹⁷¹ Butch Reynolds	USA	44.80	21.71/23.09
4, ¹²¹ Roberto Hernández	CUB	44.99	21.58/23.41
5, ¹⁶¹ Derek Redmond	GBR	45.06	21.36/23.70
6, ¹⁸¹ David Kitur	KEN	45.34	21.73/23.61
7, ¹⁴¹ Gabriel Tiacoh	CIV	46.27	22.17/24.10
8, ¹¹¹ Roddie Haley	USA	46.77	21.30/25.47

Nineteen eighty-seven saw the emergence of Reynolds, who cut the world low-altitude best to 44.10 and clocked a total of eight sub-44.50s prior to the World Championships. Unfortunately, the American was weakened by intestinal problems in Rome and struggled to qualify for the final. Egbunike, meanwhile, impressed greatly with a 44.26 semi-final (21.11 at halfway).

The Nigerian (lane 7) went out quickest in the final but was tracked by Schönlebe (lane 3), who had placed sixth as a teenager in Helsinki. The tall, bespectacled East German – unbeaten all year – proved to be much stronger and passed Egbunike in the last 60m to win, covering the final 100m in 11.89, compared with 12.24 by the Nigerian and 12.06 by Reynolds, who moved from fifth to third.

First round (First 4 & 8 fastest to second round) (Aug 30)

Heat 1: 1, Reynolds 45.51; 2, Takano 45.68; 3, Schersing 45.86; 4, Skerrit 46.15; 5, Al Malky 46.23; 6, Bruce Philip DMA 46.56; 7, Felix Stevens CUB 46.89; Hossain Milzer BAN DNS

Heat 2: 1, Kitur 45.39; 2, Egbunike 45.84; 3, Forde 45.99; 4, Daley 46.26; 5, Todd Bennett GBR 46.58; 6, Lyndon George LCA 47.25; 7, Ian Morris TTO 48.06; 8, Bienvenu Yagbongo CAF 50.14

Heat 3: 1, Tiacoh 45.65; 2, Clark 45.70; 3, Kurochkin 45.74; 4, Arnold 45.76; 5, Morris 45.83; 6, Macev 46.30; 7, Souza 46.39; Yaya Seyba MLI DNS

Heat 4: 1, Ugbisie 45.55; 2, Schönlebe 45.85; 3, McKay 46.30; 4, Ribaud 46.37; 5, Yann Quentrec FRA 46.78; 6, Mark Senior JAM 47.30; 7, Adramu Mikumi TAN 47.39; 8, Dawda Jallow GAM 48.40

Heat 5: 1, Redmond 45.33; 2, Carlowitz 45.52; 3, Haley 45.73; 4, Sawe 45.93; 5, Balosak 46.49; 6, Sánchez 46.54; 7, Tamás Molnár HUN 46.80; 8, Eliasér Watebossi INA 47.32

Heat 6: 1, Hernández 45.68; 2, Anzrah 45.91; 3, Cameron 45.94; 4, Brown 46.08; 5, Gudeta 46.25; 6, Prosin 46.26; 7, Jesús Malave VEN 47.10; 8, Lenford O'Garro STV 49.19

400 Metres

Helsinki 1983

Final (Aug 10)

			Halves
1, ¹⁴¹ Bert Cameron	JAM	45.05	21.8/23.3
2, ¹⁵¹ Mike Franks	USA	45.22	21.7/23.6
3, ¹¹¹ Sunder Nix	USA	45.24	22.2/23.1
4, ¹⁷¹ Erwin Skamrahl	FRG	45.37	21.4/24.0
5, ¹³¹ Hartmut Weber	FRG	45.49	21.6/23.9
6, ¹⁶¹ Thomas Schönlebe	GDR	45.50	22.0/23.5
7, ¹⁸¹ Michael Paul	TTO	45.80	21.5/24.3
8, ¹²¹ Gérson Souza	BRA	45.91	21.8/24.2

The Commonwealth and three-times US Collegiate Champion, Cameron justified his status as favourite with a clear win. Conversely, the silver and bronze medals did not go to form. Cameron felt that the Germans Weber and Skamrahl would be his biggest rivals but Franks (pre-1983 best of only 48.74) proved to be his closest challenger. Third place went to another American, Nix, who made up four places in the finishing straight and only made the final as fastest loser.

First round (First 3 & 11 fastest to second round) (Aug 7)

Heat 1: 1, Nix 46.19; 2, Souza 46.43; 3, Brown 46.60; 4, Del Prado 46.92; 5, Aldo Canti FRA 47.50; 6, Gordan Hinds BAR 47.55; 7, Kenrick Clifton-Camerud SKN 49.68; Paiwa Bogela PNG DNS

Second round (First 3 & 4 fastest to semi-finals) (Aug 31)

Heat 1: 1, Redmond 45.03; 2, Hernández 45.33; 3, Schersing 45.50; 4, Clark 45.58; 5, Hector Daley PAN 46.05; 6, Antonio Sánchez ESP 46.19; 7, John Anzrah KEN 46.45; Alemayehu Gudeta ETH DNS

Heat 2: 1, Schönlebe 44.81; 2, Kitur 44.94; 3, Haley 45.14; 4, Cameron 45.14; 5, Susumu Takano JPN 45.81; 6, Mohamed Al Malky OMA 45.94; 7, Vladimir Prosin URS 45.94; 8, Lubos Balosak TCH 46.76

Heat 3: 1, Egbunike 45.46; 2, Morris 45.49; 3, Reynolds 45.49; 4, Skerrit 45.65; 5, Kurochkin 45.76; 6, Tito Sawe KEN 45.93; 7, Gerson Souza BRA 46.46; 8, Ismail Macev YUG 46.54

Heat 4: 1, Carlowitz 45.27; 2, Ugbisie 45.30; 3, Tiacoh 45.33; 4, Arnold 45.76; 5, Antonio McKay USA 45.85; 6, Elvis Forde BAR 45.92; 7, Phil Brown GBR 46.49; 8, Roberto Ribaud ITA 46.68

Semi-finals (First 4 to final) (Sep 1)

Heat 1: 1, Egbunike 44.26; 2, Schönlebe 44.60; 3, Hernández 44.83; 4, Haley 45.21; 5, Marcel Arnold SUI 45.26; 6, Anton Skerrit CAN 45.62; 7, Mathias Schersing GDR 45.67; 8, Aleksandr Kurochkin URS 45.73; 9, Devon Morris JAM 45.76

Heat 2: 1, Redmond 44.50; 2, Tiacoh 44.69; 3, Kitur 44.73; 4, Reynolds 44.94; 5, Jens Carlowitz GDR 44.97; 6, Bert Cameron JAM 45.19; 7, Moses Ugbisie NGR 45.72; 8, Darren Clark AUS 45.93

Tokyo 1991**Final (Aug 29)**

1, ¹⁴¹ Antonio Pettigrew	USA	44.57	21.39/23.18
2, ¹³¹ Roger Black	GBR	44.62	21.15/23.47
3, ¹⁵¹ Danny Everett	USA	44.63	21.53/23.10
4, ¹⁶¹ Roberto Hernández	CUB	44.86	21.51/23.35
5, ¹¹¹ Andrew Valmon	USA	45.09	21.49/23.60
6, ¹⁸¹ Ian Morris	TTO	45.12	21.76/23.36
7, ¹⁷¹ Susumu Takano	JPN	45.39	21.41/23.98
8, ¹²¹ Mark Garner	AUS	45.47	21.39/24.08

It looked as if the title would stay in Europe when Black led into the straight after passing 300m in 32.06. The two-time European Champion continued to run strongly and only the American duo of Everett and Pettigrew could stay in touch. As the Briton struggled in the last 15m, Pettigrew, the shorter of the Americans, went ahead to win by just 0.05. Black just managed to hold off the fast-finishing Everett for the silver.

“When we came off the turn I said ‘Hey, it’s time to do what I was supposed to do’,” reflected Pettigrew. “I did that and I won the race, and I thank God for that.”

There is an appalling postscript to this exciting race, because on August 10, 2010 Pettigrew was found dead in the back seat of his car, having committed suicide after having taken an overdose of medication. Two years earlier he had admitted taking EPO between 1997 and 2003 and was stripped of three world and one Olympic relay gold medal won in that period.

First round (First 4 and 8 fastest to second round) (Aug 25)

Heat 1: 1, Pettigrew 45.02; 2, Cañizales 46.23; 3, O'Connor 46.30; 4, Sanders 46.38; 5, Kipkemboi 46.46; 6, Joubert 46.55; 7, Morales 46.80; 8, Manuel Alves Fonseca STP 54.01

Heat 2: 1, Takano 46.10; 2, Kitur 46.19; 3, Martínez 46.25; 4, Molnár 46.64; 5, Kliger 46.71; 6, Roberto Bortolotto BRA 47.44; 7, Joel Otim UGA 48.03; Amadou Sy Savane GUI DQ

Heat 3: 1, Daniel 45.64; 2, Redmond 45.78; 3, Lahlou 45.80; 4, Valmon 46.16; 5, Nuti 46.80; 6, Filipe Lomba POR 47.37; 7, Eswort Coombs STV 48.63; Tim Hesse GHA DQ

Heat 4: 1, Everett 45.73; 2, Delice 46.03; 3, Greene 46.27; 4, Noirot 46.41; 5, Jallow 46.66; 6, Wilson 46.71; 7, Seibert Straughn BAR 46.88

Heat 5: 1, Fagan 44.88; 2, Carlowitz 45.78; 3, Black 46.02; 4, Morris 46.16; 5, Hacini 46.52; 6, Tsvetoslav Stankulov BUL 46.89; 7, Thabani Gonye ZIM 47.61; 8, Henry Sweeney MNT 49.81

Heat 6: 1, Hernández 45.49; 2, Garner 45.77; 3, Ismail 46.20; 4, Cornet 46.54; 5, Jindřich Roun TCH 46.86; 6, Charles Gitonga KEN 47.03; Troy Douglas BER DNS

Second round (First 4 to semi-finals) (Aug 26)

Heat 1: 1, Hernández 44.71; 2, Takano 44.91; 3, Morris 45.07; 4, Ismail 45.37; 5, Jens Carlowitz GER 45.68; 6, Dawda Jallow GAM 46.21; 7, Simeon Kipkemboi KEN 46.29; 8, Michael Joubert AUS 46.94

Heat 2: 1, Valmon 45.41; 2, Fagan 45.45; 3, Kitur 45.54; 4, Redmond 45.66; 5, Paul Greene AUS 45.97; 6, Lázaro Martínez CUB 46.12; 7, Tamás Molnár HUN 46.47; Carlos Morales CHI DNS

Heat 3: 1, Pettigrew 45.03; 2, Garner 45.39; 3, Black 45.39; 4, O'Connor 45.56; 5, Patrick Delice TTO 45.78; 6, Anthony Wilson CAN 47.03; 7, Amar Hacini ALG 47.30; Cayetano Cornet ESP DNS

Heat 4: 1, Daniel 45.48; 2, Lahlou 45.69; 3, Everett 45.93; 4, Noirot 45.98; 5, Dmitriy Kliger URS 46.29; 6, Wilson Cañizales COL 46.42; 7, Paul Sanders GBR 46.59; Andrea Nuti ITA DQ

Semi-finals (First 4 to final) (Aug 27)

Heat 1: 1, Pettigrew 44.52; 2, Hernández 44.66; 3, Everett 44.97; 4, Morris 45.00; 5, Seymour Fagan JAM 45.34; 6, Ibrahim Ismail QAT 45.46; 7, Derek Redmond GBR 45.67; 8, Benyounes Lahlou MAR 45.75

Heat 2: 1, Black 44.64; 2, Valmon 45.08; 3, Takano 45.43; 4, Garner 45.53; 5, Patrick O'Connor JAM 45.54; 6, Samson Kitur KEN 46.07; 7, Alvin Daniel TTO 46.23; 8, Olivier Noirot FRA 47.13

Stuttgart 1993**Final (Aug 17)**

1, ¹⁵¹ Michael Johnson	USA	43.65	21.65/22.00
2, ¹⁶¹ Butch Reynolds	USA	44.13	21.39/22.74
3, ¹³¹ Samson Kitur	KEN	44.54	21.83/22.71
4, ¹⁷¹ Quincy Watts	USA	45.05	21.85/23.20
5, ¹⁸¹ Sunday Bada	NGR	45.11	21.02/24.09
6, ¹¹¹ Greg Haughton	JAM	45.63	21.88/23.75
7, ¹²¹ Simon Kemboi	KEN	45.65	22.42/23.23
8, ¹⁴¹ Kennedy Ochieng	KEN	45.68	22.30/23.38

A very strong American trio comprised world record holder Reynolds – returning from a doping suspension – Olympic Champion Watts and Tokyo 200 winner Johnson, who had yet to lose a 400 final.

All three qualified comfortably for the final in which the Nigerian Bada set the pace. He led at 200m, but by 300m it was Johnson from Reynolds with Watts fifth. Reynolds was running one of the best races of his comeback, but was no match for Johnson who had clocked 10.47 for his third 100. He pulled further away in the straight to win with the third-quickest time ever. Kitur was a distant third. Watts’s poor run was explained when it became known that the sole of his left shoe broke in the middle of the race.

First round (First 4 & 8 fastest to second round) (Aug 14)

Heat 1: 1, Johnson 45.60; 2, Téllez 45.79; 3, Morris 45.80; 4, Golovastov 45.97; 5, Ladejo 46.17; 6, Gholamreza Sistani IRI 48.27; 7, Livingstone Roach SKN 48.72

Heat 2: 1, Rapnouil 45.63; 2, Ochieng 45.68; 3, Hernández 46.01; 4, Nuti 46.59; 5, Keteng Baloseng BOT 47.93; Slobodan Branković IWP DNS; Ilir Khanari ALB DNS

Heat 3: 1, Bada 45.98; 2, Haughton 46.10; 3, Delice 46.16; 4, Boumendil 46.37; 5, Omori 47.17; 6, Jordan 47.75; 7, Francisco Flores HON 50.86

Heat 4: 1, Kemboi 45.91; 2, Watts 45.94; 3, Hassan 46.61; 4, Lahlou 46.64; 5, Yekpe 46.92; 6, Raymundo Escalante MEX 48.03; 7, Stephen Lugor SUD 48.72

Heat 5: 1, Reynolds 45.34; 2, Ismail 45.48; 3, Amegatcher 45.68; 4, Mafe 46.25; 5, Ogola 46.53; 6, Ivanov 46.84; Baobo Neuendorf PNG DNF

Heat 6: 1, Kitur 45.71; 2, de Silva 45.74; 3, Clarke 45.92; 4, Lieder 46.06; 5, Douglas 46.17; 6, Cornet 46.57; 7, Kossi Akoto TOG 47.91

Second round (First 4 to semi-finals) (Aug 15)

Heat 1: 1, Watts 45.07; 2, Kemboi 45.22; 3, de Silva 45.50; 4, Lieder 45.66; 5, Jean-Louis Rapnouil FRA 45.69; 6, Sadek Boumendil ALG 45.91; 7, Cayetano Cornet ESP 46.46; Francis Ogola UGA DQ (Tr17.3.1)

Heat 2: 1, Kitur 45.02; 2, Bada 45.21; 3, Haughton 45.48; 4, Amegatcher 45.59; 5, Dmitriy Golovastov RUS 46.00; 6, Ade Mafe GBR 46.03; 7, Jean-Claude Yekpe BEN 47.09; 8, Shigekazu Omori JPN 47.42

Heat 3: 1, Johnson 44.72; 2, Ismail 44.95; 3, Clarke 45.32; 4, Téllez 45.51; 5, Troy Douglas BER 45.57; 6, Patrick Delice TTO 45.70; 7, Anton Ivanov BUL 45.93; 8, Andrea Nuti ITA 46.77

Heat 4: 1, Reynolds 44.71; 2, Ochieng 44.90; 3, Morris 45.90; 4, Ladejo 46.51; 5, Roger Jordan BAR 46.89; 6, Benyounes Lahlou MAR 47.83; Ibrahim Hassan GHA DNS; Roberto Hernández CUB DNS

Semi-finals (First 4 to final) (Aug 16)

Heat 1: 1, Watts 44.63; 2, Reynolds 44.82; 3, Kemboi 44.94; 4, Ochieng 45.01; 5, Evan Clarke JAM 45.19; 6, Norberto Téllez CUB 46.17; 7, Du'aine Ladejo GBR 46.33; Ian Morris TTO DNS

Heat 2: 1, Kitur 44.34; 2, Johnson 44.39; 3, Bada 44.63; 4, Haughton 44.78; 5, Ibrahim Ismail QAT 44.85; 6, Solomon Amegatcher GHA 45.58; 7, Neil de Silva TTO 45.66; 8, Rico Lieder GER 45.75

Gothenburg 1995**Final (Aug 9)**

1, ¹⁵¹ Michael Johnson	USA	43.39
2, ¹⁶¹ Butch Reynolds	USA	44.22
3, ¹³¹ Greg Haughton	JAM	44.56
4, ¹⁷¹ Samson Kitur	KEN	44.71
5, ¹⁸¹ Mark Richardson	GBR	44.81
6, ¹¹¹ Darnell Hall	USA	44.83
7, ¹²¹ Roger Black	GBR	45.28
8, ¹⁴¹ Sunday Bada	NGR	45.50

Johnson became the first man to retain a world or Olympic 400m title and came frustratingly close to the seven year-old world record of Butch Reynolds.

The 27 year-old American was an instant hit with the crowds and was cheered wildly all the way around his opening heat held on the first morning of competition. In the final, Johnson was timed at 21.26 at 200m; then he let rip, clocking 10.29 for the third 100m and overtaking Reynolds in the process. He ran the last 100m by himself and finished in 43.39, just 0.10 outside Reynolds's record. It was Johnson's 46th successive win in a 400m final, and he had the biggest winning margin at this level since 1896.

First round (First 4 & 4 fastest to second round) (Aug 5)

Heat 1: 1, Black 45.81; 2, Ochieng 45.87; 3, Malherbe 46.09; 4, Hacini 46.29; 5, Udemé Ekpeyong NGR 46.41; 6, Ahmed Ali GHA 46.75; 7, Kenmore Hughes ANT 47.26; 8, Medard Makanga CGO 47.38

Heat 2: 1, Ismail 45.10; 2, Kamoga 45.34; 3, Hall 45.34; 4, Phiri 45.94; 5, Greene 46.25; 6, Desiré Pierre-Louis MRI 46.73; 7, Evripides Demosthenous CYP 46.84

Heat 3: 1, Richardson 45.61; 2, Haughton 45.62; 3, Ogola 45.70; 4, Coombs 46.06; 5, Ndiaye 46.31; 6, Maxime Charlemagne LCA 48.21; Arnold Payne ZIM DQ (Tr17.3.1); Sebastian Keitel CHI DNS

Heat 4: 1, Johnson 45.49; 2, Matilu 45.80; 3, Clarke 45.92; 4, Patrick 46.11; 5, Pablo Escriba ESP 46.85; 6, Omar Mena CUB 47.53; Stephen Lugor SUD DQ (Tr17.3.1)

Heat 5: 1, Reynolds 45.60; 2, Rusterholz 45.97; 3, Hilaire 46.13; 4, Monye 46.25; 5, Crusellas 46.32; 6, Mohammed Al-Bishy KSA 46.76; 7, Richard Jones GUY 47.36

Heat 6: 1, Kitur 45.63; 2, Téllez 45.72; 3, Sena 45.75; 4, McIntosh 45.87; 5, Joubert 46.31; 6, Justice Dipeba BOT 46.57; 7, Raymundo Escalante MEX 48.29

Heat 7: 1, Bada 46.08; 2, Nuti 46.25; 3, McFarlane 46.27; 4, Shon 46.41; 5, Sanderlei Parrela BRA 46.59; 6, Hayden Stephens TTO 47.64; 7, Salomone Bole FIJ 47.92; Alvaro James CRC DQ (Tr17.3.1)

Second round (First 4 to semi-finals) (Aug 6)

Heat 1: 1, Reynolds 44.63; 2, Matilu 44.97; 3, Black 45.01; 4, Monye 45.16; 5, Francis Ogola UGA 45.64; 6, Troy McIntosh BAH 45.72; 7, Arnaud Malherbe RSA 46.12; 8, Hachim Ndiaye SEN 46.96

Heat 2: 1, Hall 45.09; 2, Haughton 45.12; 3, Ismail 45.31; 4, Kamoga 45.50; 5, Inaldo Sena BRA 45.71; 6, Jorge Crusellas CUB 46.09; 7, Adrian Patrick GBR 46.27; 8, Eswort Coombs STV 47.15

Heat 3: 1, Kitur 45.25; 2, Richardson 45.30; 3, Rusterholz 45.54; 4, McFarlane 45.79; 5, Andrea Nuti ITA 45.89; 6, Pierre-Marie Hilaire FRA 46.01; 7, Shon Ju-Il KOR 46.31; 8, Paul Greene AUS 46.36

Heat 4: 1, Johnson 45.15; 2, Bada 45.29; 3, Téllez 45.68; 4, Clarke 45.69; 5, Bobang Phiri RSA 45.94; 6, Kennedy Ochieng KEN 46.15; 7, Michael Joubert AUS 46.61; 8, Amar Hacini ALG 46.64

Semi-finals (First 4 to final) (Aug 7)

Heat 1: 1, Johnson 44.91; 2, Bada 45.03; 3, Hall 45.07; 4, Black 45.32; 5, Abednego Matilu KEN 45.41; 6, Davian Clarke JAM 45.58; 7, Matthias Rusterholz SUI 45.80; 8, Davis Kamoga UGA 45.92

Heat 2: 1, Haughton 44.70; 2, Reynolds 45.10; 3, Kitur 45.27; 4, Richardson 45.42; 5, Jude Monye NGR 45.95; 6, Danny McFarlane JAM 45.98; 7, Norberto Téllez CUB 46.68; Ibrahim Ismail QAT DNS

X Athens 1997

Final (Aug 5)

1,	¹⁴¹ Michael Johnson	USA	44.12	21.64/22.48
2,	¹⁷¹ Davis Kamoga	UGA	44.37	21.55/22.82
3,	¹³¹ Tyree Washington	USA	44.39	21.63/22.76
4,	¹⁵¹ Mark Richardson	GBR	44.47	21.57/22.90
5,	¹⁶¹ Jerome Young	USA	44.51	21.51/23.00
6,	¹²¹ Iwan Thomas	GBR	44.52	21.00/23.52
7,	¹¹¹ Jamie Baulch	GBR	45.22	21.32/23.90
(7.)	¹⁸¹ Antonio Pettigrew	USA	DQ	21.99/22.58 (ADr10.8) (44.57)

Rightful finalist: Davian Clarke JAM

No stranger to making athletics history, Johnson notched up a couple of more firsts: he became the first "wild card" winner of a world title (under the new arrangement all current world champions are entitled to defend as of right) and the first to win a third world title at 400m.

Johnson's victory on this occasion was by no means a foregone conclusion; not fully race-fit following injury, he had in June sustained his first one-lap defeat for eight years. In Athens he nearly blew it after easing up too drastically in his quarter-final, finishing fourth. He had an anxious wait before learning that his time of 45.39 sufficed – by 5/100ths – to advance him as a fastest loser. He won his semi in a non-sense 44.37 before using all his experience and judgement to take

the final in 44.12. That may have been a time he had bettered on 14 previous occasions but he was more than content to prove that, while some way short of his best, he could still outgun his rivals.

He eased his way through 200 in 21.64 in seventh place while Thomas blazed through in a personal best of 21.00; by 300m he was in third place and in the final straight he was too strong for the others, led home by Kamoga, Washington and Richardson, all of whom ran lifetime bests. "I feel that I am a champion and champions go out and win, whatever the situation," said Johnson.

Finishing stronger than anyone but Johnson was former champion Pettigrew. Eleven years later, Pettigrew was suspended by World Athletics after admitting to using human growth hormone and EPO dating back to 1997. He made the admissions during the trial of coach Trevor Graham, who was convicted of lying to agents investigating the BALCO affair. All his results from January 1, 1997 were cancelled, including three World Championship relay golds and three individual 400m finals. His 1991 world title was not affected.

First round (First 4 & 4 fastest to second round) (Aug 3)

Heat 1: 1, Baulch 45.85; 2, Martin 46.04; 3, Chiwira 46.09; 4, Youla 46.62; 5, Roman Galkin UKR 46.82; 6, Antonio Andrés ESP 46.94; Neil De Silva TTO DNF

Heat 2: 1, McDonald 45.89; 2, Kamoga 46.17; 3, Cárdenas 46.26; 4, Shon 47.47; 5, Liod Kgopong RSA 47.66; 6, Kendon Maynard ISV 47.83; 7, Mohsin Munir PAK 49.61; Jude Monye NGR DNS

Heat 3: 1, Parrela 45.35; 2, Washington 45.35; 3, Thilakeratne 45.58; 4, Wade 45.61; 5, Rusterholz 45.76; 6, Rapnouil 45.85; 7, Kenmore Hughes ANT 47.11

Heat 4: 1, Thomas 45.62; 2, Clarke 45.77; 3, Czubak 45.82; 4, Malherbe 46.08; 5, Louahla 46.22; 6, Kostas Mournoulidis GRE 46.64; 7, Evripides Demosthenous CYP 47.57

Heat 5: 1, Johnson 45.66; 2, Coombs 45.78; 3, Ndiaye 45.84; 4, Ochieng 45.88; 5, Vaccari 46.00; 6, Odair Pericles STP 46.48; 7, Jan Poděbráský CZE 46.52

Heat 6: 1, Young 45.34; 2, Richardson 45.44; 3, Bada 45.79; 4, Ismail 45.88; 5, Soloveni Nakaunicina FIJ 46.51; 6, Shigekazu Omori JPN 47.09; 7, Eugene Farrell IRL 48.20; 8, Bashir Al-Khaiwani YEM 50.96

Heat 7: 1, Balosak 45.84; 2, Chukwu 46.10; 3, Maćkowiak 46.15; 4, Rafik Elouardi AUT 46.95; 5, Dennis Darling BAH 47.96; 6, Angelo Ignatius AHO 49.01; (1.) Pettigrew DQ (ADr10.8) (45.67)

Second round (First 3 & 4 fastest to semi-finals) (Aug 3)

Heat 1: 1, Thomas 44.98; 2, Maćkowiak 45.26; 3, Martin 45.37; 4, Stefán Balosak SVK 45.48; 5, Mathias Rusterholz SUI 45.89; 6, Alejandro Cárdenas MEX 46.63; 7, Shon Ju-Il KOR 47.36; (1.) Pettigrew DQ (ADr10.8) (44.88)

Heat 2: 1, Baulch 45.06; 2, Kamoga 45.25; 3, Wade 45.38; 4, Johnson 45.39; 5, Eswort Coombs STV 45.47; 6, Jean Rapnouil FRA 46.14; 7, Tawanda Chiwira ZIM 46.22; 8, Benjamin Youla CGO 46.29

Heat 3: 1, Chukwu 45.06; 2, Washington 45.09; 3, Clarke 45.27; 4, Hachim Ndiaye SEN 45.44; 5, Sugath Tillakaratne SRI 46.11; 6, Kennedy Ochieng KEN 46.28; 7, Marco Vaccari ITA 46.32; Sanderlei Parrela BRA DNS

Heat 4: 1, Young 44.87; 2, Richardson 45.05; 3, McDonald 45.16; 4, Bada 45.37; 5, Czubak 45.41; 6, Ibrahim Ismail QAT 46.12; 7, Samir-Adel Louahla ALG 46.23; 8, Arnaud Malherbe RSA 46.73

Semi-finals (First 4 to final) (Aug 4)

Heat 1: 1, Washington 44.61; 2, Richardson 44.62; 3, Baulch 44.69; 4, Davian Clarke JAM 45.07; 5, Ibrahima Wade SEN 45.47; 6, Sunday Bada NGR 45.96; Robert Maćkowiak POL DNS; (4.) Pettigrew DQ (ADr10.8) (44.87)

Heat 2: 1, Johnson 44.37; 2, Young 44.50; 3, Kamoga 44.57; 4, Thomas 44.61; 5, Clement Chukwu NGR 45.26; 6, Roxbert Martin JAM 45.49; 7, Tomasz Czubak POL 45.51; 8, Michael McDonald JAM 45.74

XX Seville 1999

Final (Aug 26)

1,	¹⁵¹ Michael Johnson	USA	43.18 ^{WR}	21.22/21.96
2,	¹⁷¹ Sanderlei Parrela	BRA	44.29	21.13/23.16
3,	¹⁴¹ Alejandro Cárdenas	MEX	44.31	21.19/23.12
4,	¹¹¹ Mark Richardson	GBR	44.65	21.28/23.37
5,	¹²¹ Greg Haughton	JAM	45.07	21.22/23.85
6,	¹⁸¹ Jamie Baulch	GBR	45.18	21.29/23.89
(4.)	¹⁶¹ Jerome Young	USA	DQ	21.33/23.03 (ADr10.8) (44.36)
(5.)	¹³¹ Antonio Pettigrew	USA	DQ	21.19/23.35 (ADr10.8) (44.54)

Rightful finalists: Ibrahima Wade SEN & Matija Šestak SLO

Having achieved everything else he could have dreamed of, Johnson had just one more major goal ... to succeed Butch Reynolds as world record holder for 400m. Just as the Atlanta Olympics was the setting for his fabulous world 200m record of 19.32, so it was another major occasion which provided the backdrop for the swiftest 400m ever run.

After pulling up in Stockholm a month earlier, there had been a question over his fitness but any doubts were dispelled when he sauntered to a 43.95 clocking in his semi.

Drawn in lane five in the final and finding conditions ideal (hot and no wind), Johnson went for it. Reaching 100m in 11.10, 200m in 21.22 and 300m in 31.66, he maximized his strength in the finishing straight by covering the final 100m in an astounding 11.52 for a time of 43.18, 11/100ths inside Reynolds' mark. That won him a \$100,000 bonus on top of his \$60,000 first prize and brought his tally of world titles to eight, equalling Carl Lewis' record. Though unlike Lewis or anyone else with as many world titles, Johnson only ever won gold medals. Johnson's winning margin over Parrela of 10m was the widest ever in a world or Olympic 400m final.

Young and Pettigrew originally placed fourth and fifth, but were each disqualified in retrospect for doping violations. Both had been drawn in the second semi-final, so two men from that race (Šestak and Wade) were robbed of their rightful place in an historic final.

First round (First 4 & 8 fastest to second round) (Aug 22)

Heat 1: 1, Czubak 45.13; 2, Davis 45.25; 3, Richardson 45.26; 4, Šestak 45.47; 5, Chukwu 45.95; 6, Kenji Tabata JPN 46.42; 7, Adriaan Botha RSA 46.44; 8, Carlos Santa DOM 46.80

Heat 2: 1, Cárdenas 45.34; 2, Johnson 45.35; 3, Mukomana 45.63; 4, Milazar 45.90; 5, Ochieng 46.13; 6, Solomon Wariso GBR 46.61; 7, Evripides Demosthenous CYP 46.72; 8, Paul McBurney IRL 46.87

Heat 3: 1, McDonald 45.13; 2, Tillakeratne 45.73; 3, Ismail 45.94; 4, Ekpeyong 46.25; 5, Niemi 46.33; 6, Dmitry Golovastov RUS 46.53; 7, Bothwell Namuswa ZAM 48.10; (2) Pettigrew DQ (ADr10.8) (45.56)

Heat 4: 1, Parrela 45.15; 2, Canal 45.36; 3, Maćkowiak 45.51; 4, Malherbe 45.56; 5, McFarlane 45.58; 6, Bada 45.61; 7, Kan 46.20

Heat 5: 1, Baulch 45.51; 2, Wade 45.76; 3, Rysiukiewicz 46.12; 4, Anastásios Gousis GRE 46.60; 5, Marcel Lopuchovsky SVK 46.97; 6, Abednego Matilu KEN 47.42; Neil De Silva TTO DQ (Tr17.3.1); (1) Young DQ (ADr10.8) (45.22)

Heat 6: 1, dos Santos 45.72; 2, Haughton 45.87; 3, Osakada 45.94; 4, van Oudtshoorn 45.98; 5, Foucan 46.13; 6, Matthias Rusterholz SUI 46.43; 7, Alleyne Francique GRN 47.49; 8, Rashid Chouhal MLT 48.32

Second round (First 4 to semi-finals) (Aug 23)

Heat 1: 1, Baulch 45.14; 2, Rysiukiewicz 45.54; 3, dos Santos 45.61; 4, Jun Osakada JPN 45.71; 5, Michael McDonald JAM 45.87; 6, Udemé Ekpeyong NGR 46.40; 7, Jopie van Oudtshoorn RSA 46.42; (2) Pettigrew DQ (ADr10.8) (45.22)

Heat 2: 1, Johnson 45.10; 2, Czubak 45.27; 3, Wade 45.53; 4, McFarlane 45.54; 5, Sunday Bada NGR 45.69; 6, David Canal ESP 46.21; 7, Sugath Tillakeratne SRI 46.40; 8, Shane Niemi CAN 46.57

Heat 3: 1, Cárdenas 44.97; 2, Richardson 44.98; 3, Ochieng 45.13; 4, Robert Maćkowiak POL 45.23; 5, Arnaud Malherbe RSA 45.77; 6, Marc Foucan FRA 45.78; Eric Milazar MRI DNS; (1) Young (DQ) (ADr10.8) (44.94)

Heat 4: 1, Parrela 44.72; 2, Haughton 45.13; 3, Davis 45.14; 4, Šestak 45.43; 5, Clement Chukwu NGR 45.50; 6, Ibrahim Ismail QAT 46.04; 7, Phillip Mukomana ZIM 46.36; 8, Masayoshi Kan JPN 46.37

Semi-finals (First 4 to final) (Aug 24)

Heat 1: 1, Johnson 43.95; 2, Cárdenas 44.37; 3, Parrela 44.37; 4, Richardson 44.47; 5, Jerome Davis USA 44.51; 6, Tomasz Czubak POL 44.62; 7, Kennedy Ochieng KEN 45.57; 8, Danny McFarlane JAM 45.86

Heat 2: 1, Haughton 45.09; 2, Baulch 45.24; 3, Matija Šestak SLO 45.47; 4, Ibrahima Wade SEN 45.66; 5, Anderson dos Santos BRA 45.67; Piotr Rysiukiewicz POL DNF; (1) Young DQ (ADr10.8) (44.55); (2) Pettigrew DQ (ADr10.8) (44.98)

X Edmonton 2001

Final (Aug 6)

1, ¹⁴¹ Avarð Moncur	BAH	44.64
2, ¹⁶¹ Ingo Schultz	GER	44.87
3, ¹⁵¹ Greg Haughton	JAM	44.98
4, ¹¹¹ Eric Milazar	MRI	45.13
5, ¹²¹ Hamdan Al-Bishi	KSA	45.23
6, ¹⁸¹ Alleyne Francique	GRN	46.23
¹³¹ Robert Maćkowiak	POL	DNF
(4) ¹⁷¹ Antonio Pettigrew	USA	DQ (ADr10.8) (44.99)

Rightful finalist: Malik Louahla ALG or Mark Richardson GBR (both clocked 45.14 in the semi-finals)

Michael Johnson had not quite retired in 2001, but decided to run in relay races only. The way was therefore clear for a new individual champion, and the 1.97 tall Moncur immediately impressed with a 44.88 heat. An even taller man, Schultz (2.01), starred in the semis with an unexpected pb of 44.66. In the final, Moncur (lane 4) led at 300m from 1995 bronze medallist Haughton and Schultz. The Bahamian con-

tinued to run strongly, Schultz came through for the silver and Haughton just held off 1991 winner Pettigrew for the bronze, though of course Pettigrew would eventually be disqualified. The US therefore failed to win a medal at this event for the first time.

First round (First 3 & 3 fastest to semi-finals) (Aug 4)

Heat 1: 1, Moncur 44.88; 2, Grange 45.20; 3, Maćkowiak 45.27; 4, Santos 45.47; 5, Karel Blaha CZE 45.82; 6, Tomas Coman IRL 45.90; Yevgeniy Zyukov UKR DQ (Tr17.3.1)

Heat 2: 1, Francique 45.66; 2, Richardson 45.66; 3, Rysiukiewicz 45.92; 4, Ezra Sambu KEN 46.18; 5, Amin Gouma'a EGY 46.29; 6, Alessandro Attene ITA 46.56; 7, Kenji Tabata JPN 46.68; 8, Carlton Fortune SUR 52.69

Heat 3: 1, Al-Bishi 45.00; 2, McDonald 45.02; 3, Thilakeratne 45.41; 4, Ato Modibo TTO 45.82; 5, Takahiko Yamamura JPN 47.22; 6, Alvaro James CRC 47.46; 7, Youba Ould Mohamed MTN 47.87; (4) Young DQ (ADr10.8) (45.57)

Heat 4: 1, Milazar 45.94; 2, Dugosielski 46.49; 3, Sanjay Ayre JAM 46.96; 4, Adriaan Botha RSA 47.32; 5, Kenmore Hughes ANT 48.18; 6, Meshaal Al-Harbi KUW 48.19; Arnold Payne ZIM DNF; (1) Pettigrew DQ (ADr10.8) (45.74)

Heat 5: 1, Haughton 45.54; 2, Canal 45.60; 3, Thomas 45.92; 4, Christopher Brown BAH 46.01; 5, Sunday Bada NGR 46.12; 6, Flávio Godoy BRA 46.13; 7, Mohammed Abidin MAS 46.46; 8, Kerth Gumbs AIA 57.83

Heat 6: 1, Schultz 45.11; 2, Byrd 45.35; 3, Niemi 45.41; 4, Laursen 45.54; 5, Rohan Pradeep Kumara SRI 46.46; 6, Sofiene Labidi TUN 47.03; 7, William Hernández VEN 47.26; 8, Bheki Malima SWZ 49.61

Heat 7: 1, Louahla 45.13; 2, Mokganyetsi 45.15; 3, Raquil 45.55; 4, Benjamin Youla CGO 45.92; 5, Jamie Baulch GBR 46.15; 6, Dmitry Golovastov RUS 46.22; 7, Jun Osakada JPN 46.86; 8, Emmanuel De Lorenzi MON 55.57

Semi-finals (First 2 & 2 fastest to final) (Aug 5)

Heat 1: 1, Moncur 44.89; 2, Francique 45.11; 3, Mark Richardson GBR 45.14; 4, Marc Raquil FRA 45.22; 5, David Canal ESP 45.50; 6, Anderson dos Santos BRA 45.83; 7, Piotr Rysiukiewicz POL 46.12; (2) Pettigrew DQ (ADr10.8) (45.00)

Heat 2: 1, Haughton 44.83; 2, Milazar 44.92; 3, Al-Bishi 45.10; 4, Leonard Byrd USA 45.39; 5, Shane Niemi CAN 45.91; 6, Hendrik Mokganyetsi RSA 45.99; 7, Piotr Dugosielski POL 46.62; 8, Iwan Thomas GBR 46.72

Heat 3: 1, Schultz 44.66; 2, Maćkowiak 44.84; 3, Malik Louahla ALG 45.14; 4, Marcus la Grange RSA 45.44; 5, Jimisola Laursen SWE 45.62; 6, Sugath Thilakeratne SRI 46.69; Michael McDonald JAM DNF; (4) Jerome Young USA DQ (ADr10.8) (45.43)

XX Paris 2003

Final (Aug 26)

1, ¹⁴¹ Tyree Washington	USA	44.77	21.4/23.4
2, ¹⁵¹ Marc Raquil	FRA	44.79	21.9/22.9
3, ¹²¹ Michael Blackwood	JAM	44.80	
4, ¹⁸¹ Leslie Djhône	FRA	44.83	
5, ¹¹¹ Eric Milazar	MRI	45.17	
6, ¹⁷¹ Alleyne Francique	GRN	45.48	
(1) ¹⁶¹ Jerome Young	USA	DQ	21.4/23.1 (ADr10.8) (44.50)
(6) ¹³¹ Calvin Harrison	USA	DQ (ADr10.8)	(44.96)

Rightful finalists: Gary Kikaya COD & Hamdan Odha Al-Bishi KSA

The favourite was Washington, silver medallist in 1997 and unbeaten so far in 2003. He won the second of three semi-finals, the other victors being Raquil and Young. Those three drew lanes 4-5-6 in the final in which Washington had a slight lead at halfway. Young then pulled away to gain a clear lead by 300m, while Raquil was a clear last. At this point Harrison was third so the US looked set to win all three medals.

Washington gained slightly on Young while Blackwood passed Harrison. Then to the delight of the home crowd, Raquil ate up the ground between him and the others. Running the last 100m in 11.7 compared with 12.4 by Young, the gangling Frenchman tore through the pack, catching and dipping past Blackwood with his final stride to break the French record. "I tried to stay with them," explained Raquil, "but I always have the same problem in the bend. My concentration goes and I lose the plot. I had to throw everything into the finishing straight."

Unfortunately, Young's time in Paris won't be remembered for this win. During the championships, reports emerged identifying him as an athlete who had committed a serious doping violation in 1999 without incurring any penalty. In summer 2004, the Court of Arbitration for Sport declared that Young should have served a two-year ban from June 1999 to June 2001, meaning that he was stripped of his fourth place in Seville 1999 and his 2000 Olympic relay gold. A further violation at the 2004 Paris Golden League resulted in a life ban, but he retained his 2003 world gold ... until further revelations in 2009 result-

ed in the cancellation of all Young's results since the start of 1999, 2003 included. In the meantime, the Paris results were twisted further when in 2004 it was confirmed that Harrison (originally sixth) had also failed a doping control test in June 2003 and should therefore have had two years of results annulled from that date.

Two men who were eliminated after having cracked 45 seconds in the semi-finals (Al-Bishi and Kikaya) were thus cheated out of a place in the final by the American pair.

First round (First 3 & 3 fastest to semi-finals) (Aug 23)

Heat 1: 1, Blackwood 45.13; 2, Milazar 45.15; 3, Moncur 45.40; 4, Santos 45.62; 5, Marcus La Grange RSA 45.68; 6, Victor Kibet KEN 46.15; 7, Youba Ould Mohammed MTN 49.60; Geoffrey Bai PNG 47.86 DQ (Tr17.3.1)

Heat 2: 1, López 45.62; 2, Labidi 46.07; 3, Vincent Mumo Kiilu KEN 46.09; 4, Zsolt Szeglet HUN 46.14; 5, Daniel Batman AUS 46.22; 6, Paul McKee IRL 46.43; (1,) Harrison DQ (ADr10.8) (45.43)

Heat 3: 1, Kikaya 45.45; 2, van Branteghem 45.69; 3, Santa 45.89; 4, Ezra Sambu KEN 46.01; 5, Ioan Vieru ROU 46.61; 6, Chris Lloyd DMA 46.74; 7, Nagmeldin Ali Abubakr SUD 46.78

Heat 4: 1, Washington 45.30; 2, Caines 45.35; 3, Djhone 45.48; 4, Schultz 45.55; 5, Andrea Barberi ITA 45.87; 6, California Molefe BOT 46.12; 7, Malik Louahla ALG 46.22

Heat 5: 1, Raquil 45.49; 2, Simpson 45.60; 3, Niemi 45.83; 4, Anton Galkin RUS 45.89; 5, Sugath Thilakarathne SRI 46.09; 6, Jun Osakada JPN 46.51; 7, Danilson Ricciulle GBS 48.74; Kelsey Nakanelua ASA DNF

Heat 6: 1, Al-Bishi 45.42; 2, Canal 45.86; 3, Paul Gorries RSA 45.98; 4, Stilianós Dimótsios GRE 46.48; 6, Mitsuhiro Sato JPN 46.53; Bothwell Nachihulu ZAM DQ (Tr17.3.1) (49.23); (1,) Young DQ (ADr10.8) 45.28

Heat 7: 1, Brown 45.35; 2, Al-Shammari 45.41; 3, Francique 45.62; 4, Hill 45.64; 5, Jimisola Laursen SWE 45.87; 6, Davian Clarke JAM 46.26; 7, Kenmore Hughes ANT 48.36; 8, Chao Un Kei MAC 50.11

Semi-finals (First 2 & 2 fastest to final) (Aug 24)

Heat 1: 1, Milazar 44.75; 2, Francique 44.81; 3, Hamdan Odha Al-Bishi KSA 44.99; 4, Cédric van Branteghem BEL 45.27; 5, Carlos Santa DOM 45.43; 6, Anderson Jorge dos Santos BRA 45.94; (1,) Young DQ (ADr10.8) (44.70); (2,) Harrison DQ (ADr10.8) (44.71)

Heat 2: 1, Washington 44.60; 2, Djhone 45.03; 3, Daniel Caines GBR 45.29; 4, Chris Brown BAH 45.29; 5, Sofiene Labidi TUN 45.56; 6, Avarid Moncur BAH 45.65; 7, Ingo Schultz GER 46.02; 8, Fawzi Al-Shammari KUW 46.52

Heat 3: 1, Raquil 44.88; 2, Blackwood 44.98; 3, Gary Kikaya COD 44.99; 4, Yeiman López CUB 45.11; 5, Brandon Simpson JAM 45.18; 6, Clinton Hill AUS 45.35; 7, Shane Niemi CAN 45.60; 8, David Canal ESP 45.63

Helsinki 2005

Final (Aug 12)

1,	¹³¹ Jeremy Wariner	USA	43.93	21.1/22.8
2,	¹⁷¹ Andrew Rock	USA	44.35	
3,	¹⁴¹ Tyler Christopher	CAN	44.44	
4,	¹⁸¹ Chris Brown	BAH	44.48	
5,	¹¹¹ Tim Benjamin	GBR	44.93	
6,	¹⁶¹ Brandon Simpson	JAM	45.01	
7,	¹⁵¹ Darold Williamson	USA	45.12	
8,	¹²¹ John Steffensen	AUS	45.46	

Wariner had lost three times in 2005 (two to Williamson, and one to Benjamin) but was the unanimous favourite. None of the prospective medallists were eliminated in the heats, with Benjamin the fastest at 44.85. Cold, wind and rain slowed the times in the semi-finals, with Christopher the fastest (45.47), as only seven runners ducked below 46 seconds (24 had done so in round one). Kikaya, winner of three Grand Prix races in July, was the top rated non-qualifier

Two nights later, the weather was warmer and drier. Wariner led at the 200m mark in 21.1 and 300m in 31.9, with Christopher 3m behind. The American maintained form throughout the final 100m, even if he did lose a metre to Rock. Christopher just edged Brown for the bronze medal, as all of the first four ran lifetime bests, with Wariner becoming the seventh man (and first Caucasian) to duck under 44 seconds.

First round (First 2 & 10 fastest to semi-finals) (Aug 9)

Heat 1: 1, Benjamin 44.85; 2, Simpson 44.98; 3, James 45.30; 4, Molefe 45.34; 5, Lavanchy 45.79; 6, Željko Vincek CRO 46.03; 7, Abdel Salam Al-Hajaj JOR 48.89; 8, Florent Battistel MON 50.54

Heat 2: 1, Wariner 45.24; 2, Tobin 45.41; 3, Nyongani 45.55; 4, H. O. Al-Bishi 45.88; 5, Cédric van Branteghem BEL 46.42; 6, Alejandro Cárdenas MEX 46.73; 7, Isaac Yaya PYF 47.85

Heat 3: 1, Steffensen 45.62; 2, Christopher 45.66; 3, Peguero 45.80; 4, Eric Milazar MRI 45.91; 5, Andrae Williams BAH 46.49; 6, Simon Kirch GER 47.45; 7, Saeed Ali Al-Adereai YEM 49.74; Tawhid Tawhidul Islam BAN DQ (Tr17.3.1) (50.59)

Heat 4: 1, Rock 44.98; 2, Brown 45.20; 3, Barberi 45.70; 4, Labidi 45.71; 5, Sato 45.78; 6, Anderson Jorge dos Santos BRA 46.32; 7, Chung Chen-Kang TPE 47.85; 8, Glauco Martini SMR 51.48

Heat 5: 1, Blackwood 45.58; 2, Santa 45.63; 3, Francique 45.77; 4, Marcin Marciszyn POL 45.97; 5, Damien Barry TTO 46.20; 6, Nery Brenes CRC 47.11; 7, Ibrahim Ahmadov AZE 48.51

Heat 6: 1, Kikaya 45.88; 2, Spence 46.21; 3, Ofentse Mogawane RSA 46.80; 4, Wilan Louis BAR 46.93; 5, Prasanna S. Amarasekara SRI 47.11; 6, Chris Meke Walasi SOL 49.47; Boubou Gandéga MTN DQ (Tr17.3.1); Saul Weigopwa NGR DQ (Tr17.3.1)

Heat 7: 1, Williamson 45.97; 2, Abubakr 46.02; 3, Malachi Davis GBR 46.14; 4, Ato Modibo TTO 46.28; 5, Leslie Djhone FRA 46.57; 6, Chris Lloyd DMA 47.13; 7, Moses Kamut VAN 48.63

Semi-finals (First 2 & 2 fastest to final) (Aug 10)

Heat 1: 1, Simpson 45.53; 2, Rock 45.78; 3, Steffensen 46.06; 4, Carlos Santa DOM 46.07; 5, Alleyne Francique GRN 46.59; 6, Godday James NGR 46.62; 7, Hamdan Odha Al-Bishi KSA 46.80; 8, Andrea Barberi ITA 47.10

Heat 2: 1, Christopher 45.47; 2, Williamson 45.65; 3, Benjamin 45.66; 4, Arismendy Peguero DOM 46.08; 5, Gary Kikaya COD 46.15; 6, Nagmeldin Ali Abubakr SUD 46.67; 7, Lancelord Spence JAM 47.20; Sofiane Labidi TUN DNF

Heat 3: 1, Wariner 45.65; 2, Brown 45.67; 3, Michael Blackwood JAM 46.25; 4, Robert Tobin GBR 46.69; 5, Pierre Lavanchy SUI 47.19; 6, Talkmore Nyongani ZIM 47.20; 7, California Molefe BOT 47.26; 8, Mitsuhiro Sato JPN 48.55

Osaka 2007

Final (Aug 31)

1,	¹⁶¹ Jeremy Wariner	USA	43.45	20.92/22.53
2,	¹⁵¹ LaShawn Merritt	USA	43.96	20.88/23.08
3,	¹⁴¹ Angelo Taylor	USA	44.32	20.90/23.42
4,	¹⁸¹ Chris Brown	BAH	44.45	
5,	¹⁷¹ Leslie Djhone	FRA	44.59	
6,	¹³¹ Tyler Christopher	CAN	44.71	
7,	¹⁹¹ Johan Wissman	SWE	44.72	
8,	¹²¹ Avarid Moncur	BAH	45.40	

A lifetime best of 43.50 in Stockholm just before the championships showed the condition of defending champion Wariner. The American easily won both heat and semi-final. Taylor and Merritt were the other semi-final winners, suggesting that the three medals would travel America's way. Indeed the standard of the heats was higher than ever with marks of 45.44, 45.47 and 45.50 not good enough for a place in the semi-finals, from which Commonwealth Champion Steffensen was eliminated, despite running 44.95.

Merritt, with Wariner in his sights, was just ahead at halfway in the final thanks to a second 100 of 10.11. However, Wariner produced a superb third 100m of 10.66 to lead by a metre at 300m. He flowed imperiously to a five-metre win in a personal best of 43.45, and third place on the world all-time list. Merritt produced his first sub-44 clocking with 43.96, while Taylor held off Brown for the bronze. For the second World Championships, the Bahamian placed fourth with a national record. In Helsinki it was 44.48 and Osaka 44.45.

First round (First 3 & 3 fastest to semi-finals) (Aug 28)

Heat 1: 1, Brown 44.50; 2, Steffensen 44.82; 3, Peguero 44.92; 4, Bastian Swillims GER 45.44; 5, Renny Quow TTO 45.70; 6, Marcin Marciszyn POL 45.83; 7, Dimitrios Régas GRE 46.22; 8, Takeshi Fujiwara ESA 46.92

Heat 2: 1, Wariner 45.10; 2, Moncur 45.27; 3, Gillick 45.35; 4, Martyn Rooney GBR 45.47; 5, Lewis Banda ZIM 45.47; 6, Brice Panel FRA 46.02; 7, Félix Martínez PUR 46.86; 8, Abdulla Mohamed Hussein SOM 50.54; 9, Hermán López NCA 50.72

Heat 3: 1, Francique 44.95; 2, Djhone 45.17; 3, Chambers 45.34; 4, Andrew Steele GBR 45.54; 5, Rafal Wieruszewski POL 45.94; 6, Carlos Santa DOM 45.99; 7, Clemens Zeller AUT 46.06; Yuzo Kanemaru JPN DNF

Heat 4: 1, Merritt 44.78; 2, Wissman 44.94; 3, Williams 45.31; 4, Nyongani 45.40; 5, Éric Milazar MRI 46.55; 6, Andrés Silva URU 46.79; 7, Dalibor Spasovski MKD 48.63; 8, Karar Al-Abodi IRQ 48.95

Heat 5: 1, Kikaya 45.21; 2, Ayre 45.28; 3, Benjamin 45.44; 4, Chris Lloyd DMA 45.46; 5, Vladislav Frolov RUS 45.69; 6, Ioan Vieru ROU 46.78; 7, Mathieu Gnanigo BEN 47.51; 8, Nicolaverne Palanca ANG 48.60

Heat 6: 1, Brenes 45.01; 2, Taylor 45.13; 3, Collazo 45.29; 4, Molefe 45.36; 5, Blackwood 45.44; 6, Yuki Yamaguchi JPN 46.28; 7, Jonathon Lavers GIB 47.97; 8, Ivano Bucci SMR 48.07; Ali Ababiker Nagmeldin SUD DNF

Heat 7: 1, Christopher 45.15; 2, Modibo 45.22; 3, Wroe 45.39; 4, Daniel Dąbrowski POL 45.50; 5, Andrea Barberi ITA 45.74; 6, Dimitrios Grávalos GRE 46.94; 7, Moses Kamut VAN 48.90; Lionel Larry USA DNF

Semi-finals (First 2 & 2 fastest to final) (Aug 29)

Heat 1: 1, Taylor 44.45; 2, Wissman 44.56; 3, Moncur 44.86; 4, Nery Brenes CRC 45.14; 5, Sean Wroe AUS 45.25; 6, Alleyne Francique GRN 45.41; 7, Arismendy Peguero DOM 45.54; 8, Michael Blackwood JAM 45.60

Heat 2: 1, Wariner 44.34; 2, Brown 44.52; 3, Ato Modibo TTO 45.12; 4, Gary Kikaya COD 45.14; 5, Ricardo Chambers JAM 45.18; 6, David Gillick IRL 45.37; 7, California Molefe BOT 45.47; 8, William Collazo CUB 45.54

Heat 3: 1, Merritt 44.31; 2, Djhone 44.46; 3, Christopher 44.47; 4, John Steffensen AUS 44.95; 5, Andrae Williams BAH 45.40; 6, Tim Benjamin GBR 46.17; 7, Young Talkmore Nyongani ZIM 46.23; Sanjay Ayre JAM DNF

Berlin 2009

Final (Aug 21)

1, ¹⁴¹	LaShawn Merritt	USA	44.06	21.49/22.57
2, ¹⁶¹	Jeremy Wariner	USA	44.60	21.41/23.19
3, ¹³¹	Renny Quow	TTO	45.02	22.43/22.59
4, ¹⁷¹	Tabarie Henry	ISV	45.42	21.83/23.59
5, ¹⁵¹	Chris Brown	BAH	45.47	21.31/24.16
6, ¹²¹	David Gillick	IRL	45.53	21.83/23.70
7, ¹⁸¹	Michael Bingham	GBR	45.56	21.84/23.72
8, ¹¹¹	Leslie Djhone	FRA	45.90	22.04/23.86

Brown – who had placed fourth in Helsinki 2005, Osaka 2007 and Beijing 2008 – led at halfway in 21.31, a metre ahead of Wariner, with Merritt a further metre back. Merritt burned the third 100 in 10.83 seconds, and led by inches from Wariner at 300m, with Brown beginning to flag, and the rest 5m further back. As in Beijing, Merritt went away from Wariner in the last 100m, though less decisively. Behind the top two, Quow finished much faster than the rest, moving from seventh to third in the last 100m which he covered in the same time (11.70) as his first. Brown surrendered fourth place on the line to Henry.

Though this race was absorbing, it was clear that standards fell in 2009, with no-one breaking 44 seconds for the event for the first time since 2004.

First round (First 3 & 3 fastest to semi-finals) (Aug 18)

Heat 1: 1, Tobin 45.50; 2, Gillick 45.54; 3, Yusuf 45.55; 4, Larry 45.64; 5, Young Talkmore Nyongani ZIM 45.92; 6, Cédric van Branteghem BEL 45.94; 7, Hideyuki Hirose JPN 46.80

Heat 2: 1, Quow 45.21; 2, Collazo 45.52; 3, Borlée 45.61; 4, Marcin Marciszyn POL 45.77; 5, Arismendy Peguero DOM 46.13; 6, Mathieu Gnanligo BEN 47.00; 7, Nelson Stone PNG 47.13; Michael Mathieu BAH DQ (Tr17.3.1)

Heat 3: 1, Brown 45.53; 2, Bingham 45.54; 3, Milburn 45.56; 4, Éric Milazar MRI 46.39; 5, Isaac Makwala BOT 46.45; 6, Ali Babiker Nagmeldin SUD 46.48; 7, Andrés Silva URU 46.86; 8, Zaw Win Thet MYA 51.41

Heat 4: 1, Merritt 45.23; 2, Steffensen 45.37; 3, Galvan 45.86; 4, Héctor Carrasquillo PUR 46.11; 5, Alvin Harrison DOM 46.67; Gary Kikaya COD DQ (Tr17.3.1); Yannick Fonsat FRA DNS

Heat 5: 1, Miller 45.00; 2, Djhone 45.20; 3, Wissman 45.83; 4, Maksim Dyldin RUS 45.91; 5, Gil Roberts USA 46.41; 6, Mark Mutai KEN 47.04; 7, Naiel d'Almeida STP 49.47

Heat 6: 1, Wariner 45.54; 2, Chambers 45.57; 3, Venel 46.16; 4, Yuzo Kanemaru JPN 46.83; 5, Youssef Al-Masrahi KSA 47.03; 6, Pieter Smith RSA 48.14

Heat 7: 1, Henry 45.14; 2, Wroe 45.31; 3, Rooney 45.45; 4, Hurtault 45.55; 5, Khawajah 45.56; 6, Saul Welgopwa NGR 46.42; 7, Rondell Bartholomew GRN 46.85; 8, Moumouni Kimba NIG 50.93

Semi-finals (First 2 & 2 fastest to final) (Aug 19)

Heat 1: 1, Wariner 44.69; 2, Bingham 44.74; 3, Djhone 44.80; 4, Gillick 44.88; 5, Ramon Miller BAH 44.99; 6, Joel Milburn AUS 46.06; 7, Mohamed Ashour Khawajah LBA 46.43; Johan Wissman SWE DNS

Heat 2: 1, Merritt 44.37; 2, Quow 44.53; 3, William Collazo CUB 44.93; 4, Sean Wroe AUS 45.32; 5, Erison Hurtault DMA 45.59; 6, Rabah Yusif SUD 45.63; 7, Martyn Rooney GBR 45.98; 8, Teddy Venel FRA 46.30

Heat 3: 1, Brown 44.95; 2, Henry 44.97; 3, Ricardo Chambers JAM 45.13; 4, Kévin Borlée BEL 45.28; 5, John Steffensen AUS 45.50; 6, Lionel Larry USA 45.85; 7, Robert Tobin GBR 45.90; 8, Matteo Galvan ITA 46.87

Daegu 2011

Final (Aug 30)

1, ¹⁵¹	Kirani James	GRN	44.60	21.6/23.0
2, ¹⁴¹	LaShawn Merritt	USA	44.63	21.5/23.1
3, ¹⁶¹	Kevin Borlée	BEL	44.90	21.7/23.2
4, ¹³¹	Jermaine Gonzales	JAM	44.99	
5, ¹⁸¹	Jonathan Borlée	BEL	45.07	21.7/23.4
6, ¹²¹	Rondell Bartholomew	GRN	45.45	
7, ¹⁷¹	Tabarie Henry	ISV	45.55	
8, ¹¹¹	Femi Ogunode	QAT	45.55	

Defending champion Merritt was fortunate to be in Daegu, having served a 21-month doping suspension which extended past the 2011 US Championships. That was a meeting in which American athletes would normally be required to compete in order to gain selection, even those with a World Athletics wildcard as was the case with Merritt. The USA Track and Field board of directors eventually recommended that he could be part of the team, even though his suspension did not end until July 27.

The American immediately emerged as the top contender after his superb 44.35 heat, the fastest ever first round race in a major championship. The atmospheric conditions were a little less favourable for the semi-finals, the slowest of which was won by teenager James in 45.20.

Merritt led the field through the first 200m in 21.5, a metre up on the Grenadian, with Gonzales and the Borlée twins in close contention. Merritt (32.5) still led by a metre at 300m from James, with Gonzales, Bartholomew and Kevin Borlée close behind. The two leaders drew clear as the straight unrolled, and the 18 year-old James proved the stronger, holding his form to win by 30cm from the faltering Merritt. Both Daegu 400m finals were won by a margin of 0.03. One day earlier in the women's event, Amantle Montsho defeated Allyson Felix, 49.56 to 49.59.

First round (First 3 & 3 fastest to semi-finals) (Sep 2)

Heat 1: 1, Bartholomew 44.82; 2, Quow 44.84; 3, Nixon 45.16; 4, Henry 45.22; 5, Hylton 45.54; 6, Mathieu Gnanligo BEN 47.01; 7, Nelson Stone PNG 47.86; 8, Kerfalla Camara GUI 49.74

Heat 2: 1, Gonzales 45.12; 2, Torrance 45.44; 3, Marciszyn 45.51; 4, Pinder 45.53; 5, Hurtault 46.10; 6, Nicolau Palanca ANG 49.37; 7, Ak. Hafiy Tajuddin Rositi BRU 50.12

Heat 3: 1, Merritt 44.35; 2, K Borlée 44.77; 3, Yousif 45.20; 4, Kanemaru 45.51; 5, Trenikhin 45.55; 6, Arnold Sorina VAN 48.76

Heat 4: 1, James 45.12; 2, J Borlée 45.16; 3, Miller 45.31; 4, Collazo 45.89; 5, Park Bong-Ko 46.42; 6, Pako Seribe 46.97; 7, Augusto Stanley 47.31; 8, Bahaa Al Farra 49.04

Heat 5: 1, Brown 45.29; 2, Rooney 45.30; 3, Pistorius 45.39; 4, Ogunode 45.42; 5, Brenes 45.47; 6, Tony McQuay USA 46.76; 7, Ahmed Mohamed Al-Merjabi OMA 47.99; Abdou Razaack Rabo Samma NIG DQ (Tr16.8)

Semi-finals (First 2 & 2 fastest to final) (Aug 29)

Heat 1: 1, Merritt 44.76; 2, K Borlée 45.02; 3, Rabah Yousif SUD 45.43; 4, Renny Quow TTO 45.72; 5, Ramon Miller BAH 45.88; 6, Yuzo Kanemaru JPN 46.11; 7, William Collazo CUB 46.13; 8, Erison Hurtault DMA 46.41

Heat 2: 1, James 45.20; 2, Henry 45.53; 3, Chris Brown BAH 45.54; 4, Jamaal Torrance USA 45.73; 5, Nery Brenes CRC 45.93; 6, Marcin Marciszyn POL 45.94; 7, Martyn Rooney GBR 46.09; 8, Riker Hylton JAM 46.99

Heat 3: 1, Gonzales 44.99; 2, J Borlée 45.14; 3, Bartholomew 45.17; 4, Ogunode 45.41; 5, Greg Nixon USA 45.51; 6, Pavel Trenikhin RUS 45.68; 7, Demetrius Pinder BAH 45.87; 8, Oscar Pistorius RSA 46.19

Moscow 2013

Final (Aug 13)

1, ¹⁶¹	LaShawn Merritt	USA	43.74	21.3/22.4
2, ¹⁴¹	Tony McQuay	USA	44.40	21.8/22.6
3, ¹⁷¹	Luguelín Santos	DOM	44.52	22.1/22.4
4, ¹⁸¹	Jonathan Borlée	BEL	44.54	21.4/23.1
5, ¹¹¹	Pavel Maslák	CZE	44.91	21.8/23.1
6, ¹³¹	Youssef Masrahi	KSA	44.97	21.9/23.1
7, ¹⁵¹	Kirani James	GRN	44.99	21.4/23.6
8, ¹²¹	Anderson Henriques	BRA	45.03	21.6/23.4

The seeded lanes in the final were filled by Masrahi, McQuay, and the previous two champions, James and Merritt. The latter started quickest and the long-striding James had to work hard to stay in contact as Merritt flashed through 100m in 11.1. The American gained another metre by 300m (32.0) from James on 32.3, Borlée 32.4, with a three-metre gap to the rest of the field.

Rather than engaging in a duel with Merritt as had been the case in Daegu two years earlier, the Grenadian uncharacteristically tied up. The American cruised away to win by nearly six metres in a personal best of 43.74. Behind him McQuay and Santos moved from equal sixth at 300m to take the minor medals, with Borlée just edged out. James ended up in seventh. He was as bemused as the crowd with his unaccustomed failure. "I died in the last 100," he admitted. "I don't know what happened."

First round (First 4 & 4 fastest to semi-finals) (Aug 11)

Heat 1: 1, McQuay 45.06; 2, J Borlée 45.24; 3, Ekelund-Arenander 45.81; 4, Brenes 46.16; 5, Ramon Miller BAH 47.53; Yoandys Lescay CUB DQ (Tr17.3.1) (45.52); Thet Zw Win MYA DQ (Tr17.3.1) (48.91)

Heat 2: 1, Henriques 45.13; 2, Francis 45.37; 3, Galvan 45.39; 4, Masrahi 45.39; 5, Hall 45.45; 6, Gregan 46.04; 7, Hamdinou Cheikh El Wely MTN 52.33

Heat 3: 1, Merritt 44.92; 2, Lendore 45.17; 3, Maslák 45.44; 4, Meléndez 45.82; 5, Vladimir Krasnov RUS 46.23; 6, Latoy Williams BAH 46.65; 7, Ak. Hafiy Tajuddin Rositi BRU 49.98

Heat 4: 1, Santos 45.23; 2, K Borlée 45.32; 3, Brown 45.39; 4, Levine 45.41; 5, Johnson 45.97; 6, Kanemaru 46.18; Daniel Aleman NCA DQ (Tr17.3.1) (48.84)

Heat 5: 1, James 45.00; 2, Solomon 45.19; 3, Bell 45.20; 4, Cuesta 45.93; 5, Wayne van Niekerk RSA 46.37; 6, Kevin Moore MLT 47.52; 7, Angelo Garland TKS 48.65

Semi-finals (First 2 & 2 fastest to final) (Aug 12)

Heat 1: 1, Masrahi 44.61; 2, McQuay 44.66; 3, Henriques 44.95; 4, K Borlée 45.03; 5, Javon Francis JAM 45.62; 6, Nick Ekelund-Arenander DEN 45.89; 7, Brian Gregan IRL 45.98; 8, Yuzo Kanemaru JPN 46.28;

Heat 2: 1, Merritt 44.60; 2, J Borlée 44.85; 3, Chris Brown BAH 45.18; 4, Deon Lendore TTO 45.47; 5, Matteo Galvan ITA 45.69; 6, Omar Johnson JAM 45.89; 7, Gustavo Cuesta DOM 45.93; 8, José Meléndez VEN 46.22

Heat 3: 1, James 44.81; 2, Santos 44.83; 3, Maslák 44.84; 4, Jarrin Solomon TTO 45.43; 5, Arman Hall USA 45.54; 6, Nigel Levine GBR 45.60; 7, Javere Bell JAM 45.77; 8, Nery Brenes CRC 46.34

Beijing 2015**Final (Aug 26)**

1, ¹⁶¹ Wayde van Niekerk	RSA	43.48	20.60/22.88
2, ¹⁸¹ LaShawn Merritt	USA	43.65	20.76/22.89
3, ¹⁵¹ Kirani James	GRN	43.78	21.00/22.78
4, ¹⁷¹ Luguelín Santos	DOM	44.11	21.32/22.79
5, ¹⁴¹ Isaac Makwala	BOT	44.63	20.98/23.65
6, ¹³¹ Rabah Yousif	GBR	44.68	21.74/22.94
7, ¹²¹ Machel Cedenio	TTO	45.06	21.84/23.22
8, ¹⁹¹ Youssef Masrahi	KSA	45.15	21.41/23.74

The heats were remarkable, with 16 of the 44 entries running lifetime bests. Eighteen men ran faster than 45 seconds and two of those (Masrahi and McDonald) set substantial national records of 43.93. The principal trio of Merritt, James and van Niekerk all qualified easily. Of those, James looked most comfortable in the semi-finals, from which Yousif became the fastest-ever eighth qualifier for a final at 44.54.

Merritt and van Niekerk were the quickest on the first curve of the final, with the South African flashing through 200m in a searing 20.60. The American was in touch, then van Niekerk took control, passing 300m in 31.4, with James (31.7) closing in on Merritt (31.6). The Springbok held his form throughout the final 100m to stay 1½m ahead of Merritt, with James a further metre back. The winning time was the quickest ever by a non-American and for the first time in one race, three men cracked 44 seconds. There weren't too many initial celebrations for the winner as he was taken to hospital with severe exhaustion. Happily he recovered fully for the following day's medal ceremony. "I just had normal lactic after the race," he explained when he finally got to the mixed zone.

First round (First 3 & 6 fastest to semi-finals) (Aug 23)

Heat 1: 1, Verburg 44.43; 2, Cedenio 44.54; 3, J Borlée 44.67; 4, Matthews 44.69; 5, Pavel Ivashko RUS 45.25; 6, Luka Janežič SLO 45.28; 7, Albert Bravo VEN 45.28; 8, Bralon Taplin GRN 46.27

Heat 2: 1, Masrahi 43.93; 2, McDonald 43.93; 3, Makwala 44.19; 4, Rooney 44.45; 5, Bonevacía 44.72; 6, Pavel Maslák CZE 45.16

Heat 3: 1, Merritt 44.51; 2, Francis 44.83; 3, K Borlée 45.01; 4, Mathieu 45.07; 5, Brenes 45.08; 6, Yuzo Kanemaru JPN 45.65; 7, Aliaksandr Linnik BLR 45.79; 8, Guo Zhongze CHN 46.42

Heat 4: 1, James 44.56; 2, Santos 44.62; 3, Gordon 44.97; 4, Onkabetse Nkobolo BOT 45.17; 5, Hederson Estefani BRA 45.36; 6, Jarryd Dunn GBR 45.49; 7, Vitaliy Butrym UKR 45.88

Heat 5: 1, Yousif 45.24; 2, Gardiner 45.26; 3, Norwood 45.53; 4, Mame-Ibra Anne FRA 45.55; 5, Abbas Abubaker BRN 45.64; 6, Alphas Kishoyan KEN 46.02; 7, Mohamed Ashour Khouaja LBA 46.50; 8, Barend Koekemoer RSA 46.52

Heat 6: 1, van Niekerk 44.42; 2, Quow 44.54; 3, Nellum 44.65; 4, Brown 44.68; 5, Winston George GUY 45.25; 6, Hugo Souza BRA 45.42; 7, Gustavo Cuesta DOM 45.59

Semi-finals (First 2 & 2 fastest to final) (Aug 24)

Heat 1: 1, James 44.16; 2, Santos 44.26; 3, David Verburg USA 44.71; 4, Kevin Borlée BEL 44.74; 5, Renny Quow TTO 44.98; 6, Vernon Norwood USA 45.07; 7, Chris Brown BAH 45.07; 8, Peter Matthews JAM 45.42

Heat 2: 1, Makwala 44.11; 2, Masrahi 44.40; 3, Yousif 44.54; 4, Lalonde Gordon TTO 44.70; 5, Bryshon Nellum USA 44.77; 6, Rusheen McDonald JAM 44.86; 7, Steven Gardiner BAH 44.98; 8, Nery Brenes CRC 45.41

Heat 3: 1, van Niekerk 44.31; 2, Merritt 44.34; 3, Cedenio 44.64; 4, Javon Francis JAM 44.77; 5, J Borlée BEL 44.85; 6, Martyn Rooney GBR 45.29; 7, Michael Mathieu BAH 45.43; 8, Liemarvin Bonevacía NED 45.65

London 2017**Final (Aug 8)**

1, ¹⁶¹ Wayde van Niekerk	RSA	43.98	20.78/23.20
2, ¹⁴¹ Steven Gardiner	BAH	44.41	21.01/23.40
3, ¹³¹ Abdalelah Haroun	QAT	44.48	21.59/22.89
4, ¹⁹¹ Baboloki Thebe	BOT	44.66	21.04/23.62
5, ¹⁵¹ Nathon Allen	JAM	44.88	20.94/23.94
6, ¹⁸¹ Demish Gaye	JAM	45.04	20.99/24.05
7, ¹²¹ Fred Kerley	USA	45.23	21.19/24.04
¹⁷¹ Isaac Makwala	BOT	DNS	

An unwelcome but unavoidable moment of London 2017 was when 43.84 performer Makwala was withdrawn from the 400m final by the World Athletics Medical Delegate. He'd been diagnosed with an infectious disease (norovirus) on August 7 and put into quarantine for 48 hours. "The IAAF is very sorry that the hard work and talent of Isaac Makwala won't be on display tonight but we have to think of the welfare of all athletes," it was explained in a press release on the night of the final.

So the championships were denied van Niekerk versus Makwala, but Gardiner emerged as a potential champion with his Bahamian record of 43.89 in his semi-final. Such a time would not be matched in the final which took place two days later in conditions described as "freezing".

Van Niekerk led the final from the gun, passing 200m in 20.78. He led by 3m at the 300m point in 31.64, with Thebe in second place, just ahead of Gardiner and Allen. Van Niekerk maintained his advantage over Gardiner to the finish, as others fell back, with the sole exception of World Junior Champion Haroun. He moved from eighth to third in the last 80m.

First round (First 3 & 6 fastest to semi-finals) (Aug 5)

Heat 1: 1, Kerley 44.92; 2, Gordon 45.02; 3, K. Borlée 45.09; 4, Maslák 45.10; 5, Hudson-Smith 45.31; 6, Lucas Carvalho BRA 45.86; 7, Lucas Bua ESP 46.00; 8, Collins Omae KEN 46.10; 9, Mahamat Bachir Ahmat CHA 47.50

Heat 2: 1, van Niekerk 45.27; 2, Re 45.71; 3, Cedenio 45.77; 4, Yoandys Lescay CUB 45.93; 5, Luka Janežič SLO 46.06; 6, Steven Solomon AUS 46.27; 7, Kimorie Shearman VIN 47.05; Nery Brenes CRC DQ (Tr17.3.1); (4) Teddy Atine-Venel FRA DQ (ADr10.8) (45.90)

Heat 3: 1, Thebe 44.82; 2, Gaye 44.98; 3, Cowan 45.39; 4, Mweresa 45.58; 5, Omelko 45.69; 6, Samuel García ESP 46.37; 7, Pieter Conradie RSA 46.62; 8, Warren Hazel SKN 46.96; 9, Narek Ghukasyan ARM 49.70

Heat 4: 1, Gardiner 44.75; 2, London 45.10; 3, Gregan 45.37; 4, J. Borlée 45.70; 5, Luguelín Santos DOM 45.73; 6, Mamoudou Hanne FRA 45.89; 7, Yilmar Andrés Herrera COL 47.18; Steven Gayle JAM DQ (Tr17.3.1)

Heat 5: 1, Makwala 44.55; 2, Merritt 45.00; 3, Walton 45.05; 4, Husillos 45.22; 5, Raymond Kibet KEN 45.75; 6, Martyn Rooney GBR 45.75; 7, Renny Quow TTO 45.95; 8, Winston George GUY 46.02; 9, Sailosi Tubuilagi FIJ 48.98

Heat 6: 1, Allen 44.91; 2, Roberts 44.92; 3, Haroun 45.27; 4, Y. Muhammed Anas IND 45.98; 5, Samson Oghenewegba NGR 46.63; 6, Takamasa Kitagawa JPN 47.35; 7, Karabo Sibanda BOT 47.44; Emmanuel Dasor GHA DNS

Semi-finals (First 2 & 2 fastest to final) (Aug 6)

Heat 1: 1, Gardiner 43.89; 2, Allen 44.19; 3, Kerley 44.51; 4, Kevin Borlée BEL 45.10; 5, Wil London USA 45.12; 6, Óscar Husillos ESP 45.16; 7, Rafał Omelko POL 45.37; 8, Dwayne Cowan GBR 45.96

Heat 2: 1, van Niekerk 44.22; 2, Thebe 44.33; 3, Haroun 44.64; 4, Matthew Hudson-Smith GBR 44.74; 5, Lalonde Gordon TTO 45.20; 6, Brian Gregan IRL 45.42; 7, LaShawn Merritt USA 45.52; 8, Boniface Mweresa KEN 45.93

Heat 3: 1, Makwala 44.30; 2, Gaye 44.55; 3, Gil Roberts USA 44.84; 4, Jamal Walton CAY 45.16; 5, Jonathan Borlée BEL 45.23; 6, Pavel Maslák CZE 45.24; 7, Machel Cedenio TTO 45.91; 8, Davide Re ITA 45.95

Doha 2019**Final (Oct 4)**

1, ¹⁴¹ Steven Gardiner	BAH	43.48	20.97/22.51
2, ¹⁸¹ Anthony Zambrano	COL	44.15	21.20/22.95
3, ¹⁵¹ Fred Kerley	USA	44.17	20.83/23.34

4, ¹³¹ Demish Gaye	JAM	44.46	21.29/23.17
5, ¹⁷¹ Kirani James	GRN	44.54	20.78/23.76
6, ¹⁹¹ Emmanuel Korir	KEN	44.94	21.21/23.73
7, ¹⁶¹ Machel Cedenio	TTO	45.30	20.70/24.60
8, ¹²¹ Akeem Bloomfield	JAM	45.36	21.35/24.01

The semi-finals produced two shocks. First the 800m star Korir, who failed to reach the final in his main event, advanced from the first heat. Then in semi three, 43.45 man Norman ran listlessly, finishing last in 45.94. He offered no immediate explanation but it transpired he was nursing an adductor muscle injury and felt he could not be competitive.

Cedenio and James went out hardest in the final, while Kerley and Gardiner held back. The 1.96 tall Bahamian ran the last bend in 10.64 to move from fourth to first, then draw clear of the pack for a clearcut victory. Zambrano finished next quickest, progressing from fifth to second in the straight and breaking the South American record.

The 2015 title had gone to Wayde van Niekerk in 43.48, with the South African going on to become Olympic Champion. Gardiner won the 2019 world gold with exactly the same time ... and we now know that he also claimed the next Olympic title, two years later.

First round (First 3 & 3 fastest to semi-finals) (Oct 1)

Heat 1: 1, Cedenio 45.26; 2, Bloomfield 45.34; 3, Phora 45.45; 4, Kishoyan 45.65; 5, Lucas Carvalho BRA 46.01; 6, Abdalelah Haroun QAT 47.76; Matthew Hudson-Smith GBR DNF

Heat 2: 1, James 44.94; 2, Walsh 45.14; 3, Norwood 45.59; 4, Solomon 45.82; 5, Derrick Mokaleng RSA 45.87; 6, Luka Janežič SLO 46.84; 7, Dicki-Terry Mael VAN 48.52

Heat 3: 1, Re 45.08; 2, Kerley 45.19; 3, Abubaker 45.47; 4, Al-Yassin 45.70; 5, Mikhail Litvin KAZ 46.28; 6, Mahamat Bachir Ahmat CHA 47.65; 7, Jovan Stojoski MKD 47.92

Heat 4: 1, Norman 45.00; 2, Gaye 45.02; 3, Scotch 45.10; 4, Youssef Karam KUW 45.74; 5, Alonzo Russell BAH 45.91; 6, Todiassoa Franck Rabearison MAD 46.80; 7, Moussa Zaroumeye NIG 48.13

Heat 5: 1, Gardiner 45.68; 2, Osei 45.87; 3, Zambrano 45.93; 4, Ditiro Nzamani BOT 46.19; 5, Rusheen McDonald JAM 46.21; 6, Brandon Valentine-Parris VIN 47.39; 7, Mohammad Jahir Rayhan BAN 48.48

Heat 6: 1, Korir 45.08; 2, Sacoor 45.32; 3, Yousif 45.40; 4, Perlaza 45.62; 5, Strother 45.71; 6, Taha Hussein Yaseen IRQ 46.58; 7, Jessy Franco GIB 47.41

Semi-finals (First 2 & 2 fastest to final) (Oct 2)

Heat 1: 1, Kerley 44.25; 2, Korir 44.37; 3, Davide Re ITA 44.85; 4, Jonathan Sacoor BEL 45.03; 5, Thapelo Phora RSA 45.24; 6, Abbas Abubaker BRN 45.26; 7, Nathan Strother USA 45.34; 8, Mazen Al-Yassin KSA 46.11

Heat 2: 1, Gardiner 44.13; 2, James 44.23; 3, Gaye 44.66; 4, Vernon Norwood USA 45.00; 5, Leungo Scotch BOT 45.00; 6, Alejandro Perlaza COL 45.17; 7, Philip Osei CAN 45.44; 8, Steven Solomon AUS 45.54

Heat 3: 1, Cedenio 44.41; 2, Zambrano 44.55; 3, Bloomfield 44.77; 4, Julian Jrummi Walsh JPN 45.13; 5, Rabah Yousif GBR 45.15; 6, Alphas Kishoyan KEN 45.55; 7, Michael Norman USA 45.94; Youssef Karam KUW DNF

400 METRES

Multiple Medallists:

5	LaShawn Merritt	USA	07-2, 09-1, 11-2, 13-1, 15-2
4	Michael Johnson	USA	93-1, 95-1, 97-1, 99-1
3	Butch Reynolds	USA	87-3, 93-2, 95-2
	Jeremy Wariner	USA	05-1, 07-1, 09-2
2	Greg Haughton	JAM	95-3, 01-3
	Tyree Washington	USA	97-3, 03-1
	Kirani James	GRN	11-1, 15-3
	Wayde van Niekerk	RSA	15-1, 17-1
	Steven Gardiner	BAH	17-2, 19-1

Most Finals:

5 Merritt

Most Appearances:

8 Chris Brown BAH 01-4h5, 03-4s2, 05-4, 07-4, 09-5, 11-3s2, 13-3s2, 15-7s1

National Placings:

	1	2	3	4	5	6	7	8	Points
USA	10	9	6	1	2	1	2	1	200
JAM	1	-	3	2	2	3	-	1	54
GBR	-	1	-	2	3	3	3	-	44
BAH	2	1	-	2	1	-	-	1	38
GRN	1	-	1	-	1	3	1	-	29
GER	1	1	-	1	1	1	-	-	27
KEN	-	-	1	1	-	2	1	1	20
FRA	-	1	-	1	1	-	-	1	17
RSA	2	-	-	-	-	-	-	-	16
BEL	-	-	1	1	1	-	-	-	15

Men's 400 Metres, continued									
National Placings:									
	1	2	3	4	5	6	7	8	Points
TTO	-	-	1	-	-	1	3	-	15
NGR	-	1	-	-	1	-	-	1	12
DOM	-	-	1	1	-	-	-	-	11
CUB	-	-	-	2	-	-	-	-	10
BRA	-	1	-	-	-	-	-	2	9
CAN	-	-	1	-	-	1	-	-	9
BOT	-	-	-	1	1	-	-	-	9
MRI	-	-	-	1	1	-	-	-	9
KSA	-	-	-	-	1	1	-	1	8
COL	-	1	-	-	-	-	-	-	7
UGA	-	1	-	-	-	-	-	-	7
QAT	-	-	1	-	-	-	-	1	7
ISV	-	-	-	1	-	-	1	-	7
MEX	-	-	1	-	-	-	-	-	6
CZE	-	-	-	-	1	-	-	-	4
IRL	-	-	-	-	-	1	-	-	3
CIV	-	-	-	-	-	-	1	-	2
JPN	-	-	-	-	-	-	1	-	2
SWE	-	-	-	-	-	-	1	-	2
AUS	-	-	-	-	-	-	-	2	2
Totals	17	17	17	17	17	17	14	12	601

800 Metres

Helsinki 1983

Final (Aug 9)

1,	Willi Wülbeck	FRG	1:43.65
2,	Rob Druppers	NED	1:44.20
3,	Joaquim Cruz	BRA	1:44.27
4,	Peter Elliott	GBR	1:44.87
5,	James Robinson	USA	1:45.12
6,	Agberto Guimarães	BRA	1:45.46
7,	Hans-Peter Ferner	FRG	1:45.74
8,	David Patrick	USA	1:46.56

There was disappointment before the event began when world record holder Sebastian Coe was forced to withdraw with illness. Olympic Champion Steve Ovett would have been a willing substitute for Great Britain, but it was too late to make such a change to the entry. Another shock followed in the opening round when 1976 Olympic Champion Juantorena broke a bone in his right ankle at the end of his heat.

All this news was forgotten after a terrific final which brought one of the surprise results of the championships. The two youngest finalists, Cruz and Elliott, set a fast pace from the start. The Brazilian raced through 200m in 24.4 before Elliott took over by the bell (50.58). The rest of the field, headed by Ferner and Wülbeck, were in touch but running in single file. Elliott refused to be overtaken despite pressure from Cruz. The Briton held the kerb all the way round the final bend before the Brazilian finally regained the lead. Wülbeck then made his move, catching Elliott and passing Cruz 70m from the finish. Druppers also finished strongly, coming from 5th place to pip Cruz for the silver medal. The 28 year-old German became the fifth-fastest man ever.

First round (First 2 & 8 fastest to semi-finals) (Aug 7)

Heat 1: 1, Robinson 1:46.32; 2, Cook 1:46.44; 3, Kalinkin 1:46.57; 4, Christoph Ulmer SUI 1:47.98; 5, Jama Aden SOM 1:48.69; 6, Paul Gilbert AUS 1:51.39; 7, Kalifa Alshmeri Kaled KUW 1:52.84; 8, Sekou Camara GUI 1:59.90

Heat 2: 1, Assmann 1:47.45; 2, Barbosa 1:47.47; 3, Kolev 1:47.49; 4, Peter Bourke AUS 1:48.15; 5, Petru Drăgoescu ROU 1:48.33; 6, Bo Breigan NOR 1:49.53; 7, Mohammed Darwish IRQ 1:50.68

Heat 3: 1, Wülbeck 1:46.55; 2, Dupont 1:46.62; 3, Patrick 1:46.76; 4, Babacar Niang SEN 1:47.54; 5, Donato Sabia ITA 1:47.62; 6, Sotirios Moutsanas GRE 1:48.23; 7, Vincent Confait SEY 1:55.04; 8, Jean Marie Rudasingwa RWA 1:55.12

Heat 4: 1, Wagenknecht 1:49.20; 2, Koskei 1:49.35; 3, Omer Khalifa SUD 1:49.67; 4, Ronny Olsson SWE 1:49.72; 5, Simon Hoogewerf CAN 1:49.92; Charlie Oliver SOL & Ryszard Ostrowski POL DNS

Heat 5: 1, Guimarães 1:48.30; 2, Juantorena 1:48.40; 3, Juma Ndiwa KEN 1:48.40; 4, Mohamed Zahafi MAR 1:49.43; 5, Gordan Hinds BAR 1:50.92; 6, Didier Leguillou FRA 1:52.49; 7, Ruthsel Martina AHO 1:55.67

Heat 6: 1, Mack 1:45.84; 2, Härkönen 1:46.39; 3, Elliott 1:46.53; 4, Marajo 1:46.78; 5, Trabado 1:47.10; 6, Kim Bock-Ju KOR 1:48.40; 7, Tisbite Rakotoarisoa MAD 1:50.70; 8, Antonio Cadio Dos Paraise STP 1:58.47

Heat 7: 1, Druppers 1:46.12; 2, Cruz 1:46.12; 3, Pearlless 1:47.22; 4, Solomon 1:47.30; 5, Fauzi Lahbi MAR 1:47.76; 6, Gawain Guy JAM 1:49.19; 7, John Chappory GIB 1:52.30

Heat 8: 1, Ferner 1:48.34; 2, Hillardt 1:48.44; 3, James Maina Boi KEN 1:48.69; 4, Mark Handelsman ISR 1:49.02; 5, Mohamed Alouini TUN 1:49.09; 6, William Wuyke VEN 1:50.71; 7, Luis Ramirez NCA 1:55.77; 8, Clive Williams BIZ 2:03.64
Semi-finals (First 2 & 2 fastest to final) (Aug 8)
Heat 1: 1, Cruz 1:45.62; 2, Robinson 1:46.16; 3, Philippe Dupont FRA 1:46.36; 4, Viktor Kalinkin URS 1:46.83; 5, Mike Solomon TTO 1:47.10; 6, Matthias Assmann FRG 1:48.73; 7, Mike Hillardt AUS 1:49.64; Alberto Juantorena CUB DNS
Heat 2: 1, Wülbeck 1:46.21; 2, Guimarães 1:46.37; 3, José Marajo FRA 1:46.39; 4, David Mack USA 1:46.39; 5, Coloman Trabado ESP 1:46.85; 6, Garry Cook GBR 1:47.48; 7, Sammy Koskei KEN 1:48.92; 8, Binko Kolev BUL 1:50.23
Heat 3: 1, Ferner 1:45.24; 2, Patrick 1:45.30; 3, Elliott 1:45.38; 4, Druppers 1:45.55; 5, Detlef Wagenknecht GDR 1:45.70; 6, Peter Pearlless NZL 1:47.82; 7, José Luiz Barbosa BRA 1:48.05; 8, Jorma Härkönen FIN 1:49.39

Rome 1987

Final (Sep 1)

				Halves
1,	Billy Konchellah	KEN	1:43.06	50.72/52.34
2,	Peter Elliott	GBR	1:43.41	50.76/52.65
3,	José Luiz Barbosa	BRA	1:43.76	50.59/53.17
4,	Ryszard Ostrowski	POL	1:44.59	52.92/51.67
5,	Faouzi Lahbi	MAR	1:44.83	51.09/53.74
6,	Stephen Ole Marai	KEN	1:44.84	50.98/53.86
7,	Slobodan Popović	YUG	1:45.07	52.24/52.83
8,	Tom McKean	GBR	1:49.21	51.11/58.10

For the second World Championships, a Brazilian set a fast pace in the final. Barbosa passed 200m in 24.32 and 400m in 50.59 – virtually identical to the corresponding splits in the 1983 final. The Brazilian held his form on the second lap but was passed by the favourite, Konchellah, on the backstraight. In the 84% humidity, the only other runner to live with the pace was Elliott, fourth in Helsinki.

The three rounded the final bend together before the Kenyan kicked again in the finishing straight to pull away for victory. Elliott also finished well to overtake Barbosa on the inside.

First round (First 4 & 8 fastest to second round) (Aug 29)

Heat 1: 1, Lahbi 1:46.07; 2, Kwizéra 1:46.27; 3, Sudnik 1:46.29; 4, Barbosa 1:46.31; 5, Okash 1:46.61; 6, Chern Srichudano THA 1:50.37; 7, Rob Druppers NED 1:50.58; 8, Semi Vuetibau FIJ 1:58.58

Heat 2: 1, Gray 1:46.53; 2, Elliott 1:46.63; 3, Marai 1:46.91; 4, van Helden 1:46.98; 5, Bernaert 1:47.48; 6, Squella 1:47.48; 7, Manlio Molinari SMR 1:53.41

Heat 3: 1, Konchellah 1:47.98; 2, Fall 1:48.01; 3, Ostrowski 1:48.07; 4, Silva 1:48.19; 5, Kilbert 1:48.48; 6, Luis Migueles ARG 1:49.52; Agberto Guimarães BRA & Hossain Milzer BAN DNS

Heat 4: 1, Collard 1:47.44; 2, Redwine 1:47.64; 3, McKean 1:47.71; 4, Suhonen 1:47.81; 5, Toledo 1:48.05; 6, Youssef 1:48.73; 7, John Chappory GIB 1:54.32

Heat 5: 1, Braun 1:47.96; 2, Morrell 1:48.18; 3, Enholm 1:48.63; 4, Mack 1:49.47; 5, Augustin Ntamihanga RWA 1:50.69; 6, Simon Hoogewerf CAN 1:51.13; Joaquim Cruz BRA DNS

Heat 6: 1, Popović 1:47.42; 2, Niang 1:47.46; 3, Koech 1:47.56; 4, Wuycke 1:47.59; 5, Graudyn 1:47.75; 6, Ayana 1:49.22; 7, Abdenouz 1:49.22; Meesaq Rizvi Syed PAK DNS

Second round (First 3 & 4 fastest to semi-finals) (Aug 30)

Heat 1: 1, Marai 1:45.97; 2, Ostrowski 1:46.04; 3, Lahbi 1:46.12; 4, Stanley Redwine USA 1:46.25; 5, William Wuycke VEN 1:46.38; 6, Robin van Helden NED 1:46.69; 7, Karim Toledo MEX 1:46.88; 8, Réda Abdenouz ALG 1:48.96; Getahun Ayana ETH DNS

Heat 2: 1, Fall 1:44.74; 2, Elliott 1:44.98; 3, Kwizéra 1:45.06; 4, Popović 1:45.15; 5, Graudyn 1:45.19; 6, Silva 1:45.63; 7, Mack 1:45.68; 8, Edwin Koech KEN 1:46.36

Heat 3: 1, Konchellah 1:45.53; 2, Collard 1:45.89; 3, McKean 1:46.11; 4, Andrey Sudnik URS 1:46.48; 5, Ibrahim Okash SOM 1:47.00; 6, Ismael Youssef QAT 1:49.26; Gert Kilbert SUI DNF; Pablo Squella CHI DNS

Heat 4: 1, Niang 1:45.81; 2, Barbosa 1:46.07; 3, Suhonen 1:46.18; 4, Tony Morrell GBR 1:46.25; 5, Peter Braun FRG 1:48.53; 6, Luc Bernaert BEL 1:49.06; 7, Martin Enholm SWE 1:49.17; 8, Johnny Gray USA 1:49.50

Semi-finals (First 3 & 2 fastest to final) (Aug 31)

Heat 1: 1, McKean 1:44.86; 2, Barbosa 1:45.03; 3, Marai 1:45.09; 4, Lahbi 1:45.19; 5, Popović 1:45.33; 6, Vladimir Graudyn URS 1:45.36; 7, Moussa Fall 1 SEN 1:47.55; 8, Philippe Collard FRA 1:48.24

Heat 2: 1, Konchellah 1:46.11; 2, Ostrowski 1:46.22; 3, Elliott 1:46.23; 4, Babacar Niang SEN 1:46.23; 5, Dieudonné Kwizéra BDI 1:46.26; 6, David Mack USA 1:48.49; 7, Ari Suhonen FIN 1:48.85; 8, Alvaro Silva POR 1:49.41

Tokyo 1991

Final (Aug 27)

1,	Billy Konchellah	KEN	1:43.99
2,	José Luiz Barbosa	BRA	1:44.24
3,	Mark Everett	USA	1:44.67

4,	Paul Ereng	KEN	1:44.75
5,	Piotr Piekarski	POL	1:45.44
6,	Johnny Gray	USA	1:45.67
7,	Andrey Sudnik	URS	1:46.36
8,	Tomás de Teresa	ESP	1:47.65

Poor health, including tuberculosis and asthma, had prevented Konchellah from consolidating his Rome win. He missed the 1988 Olympic Games and did not run at all in 1989. His best run of 1990 was only 1:46.72. At the end of that year, the US-based Kenyan moved his home from Los Angeles to the clear air of Albuquerque, New Mexico. This undoubtedly helped Konchellah to return to the highest level in 1991.

Gray (400m: 51.01) set the pace. Barbosa, the 1987 bronze medalist, took over on the second lap, followed by Olympic Champion Ereng. The Brazilian looked set for victory before Konchellah's superior speed carried him from 4th place at 600m to victory by 2m.

First round (First 2 & 4 fastest to semi-finals) (Aug 25)

Heat 1: 1, Konchellah 1:47.35; 2, Everett 1:47.37; 3, Tom McKean GBR 1:47.38; 4, Desta Asgedom ETH 1:48.28; 5, Fabian Franco GIB 1:54.29; 6, Charles Nkazamyampi BDI 4:13.28 (fell); Ismael Youssef QAT DQ

Heat 2: 1, Ereng KEN 1:45.94; 2, Teresa 1:46.41; 3, Slobodan Popović YUG 1:46.89; 4, Valeriy Starodubtsev URS 1:47.55; 5, Ari Suhonen FIN 1:48.15; 6, Luis Martínez GUA 1:49.07

Heat 3: 1, Kibet 1:50.13; 2, Whittle 1:50.30; 3, Luis Javier González ESP 1:50.46; 4, Réda Abdenouz ALG 1:50.47; 5, Pablo Squella CHI 1:50.92; 6, Luis Migueles ARG 1:51.42; 7, Samson Vallabouy MAS 1:51.46

Heat 4: 1, Kersh 1:47.00; 2, Cornette 1:47.02; 3, Ahmed Belkessam ALG 1:47.06; 4, Esko Parpala FIN 1:47.28; 5, Babacar Niang SEN 1:47.75; 6, Dale Jones ANT 1:48.62; Dieudonné Kwizéra BDI DNS

Heat 5: 1, Barbosa 1:45.68; 2, Williams 1:45.83; 3, Thee 1:45.94; 4, Dehmel 1:46.24; 5, Heard 1:46.29; 6, Tommy Asinga SUR 1:47.33; João N'Tyamba ANG DQ

Heat 6: 1, Gray 1:46.59; 2, Piekarski 1:46.63; 3, Sudnik 1:46.77; 4, Giuseppe D'Urso ITA 1:46.82; 5, Markus Trinkler SUI 1:47.67; 6, António Abrantes POR 1:47.91; 7, Douglas Kalemba ZAM 1:48.26

Semi-finals (First four to final) (Aug 26)

Heat 1: 1, Konchellah 1:46.86; 2, Everett 1:46.96; 3, Gray 1:47.04; 4, Piekarski 1:47.14; 5, Freddie Williams CAN 1:47.17; 6, Robert Kibet KEN 1:47.36; 7, Frederic Cornette FRA 1:48.04; 8, Steve Heard GBR 1:49.91

Heat 2: 1, Barbosa 1:45.14; 2, Ereng 1:45.42; 3, Teresa 1:45.84; 4, Sudnik 1:45.91; 5, George Kersh USA 1:45.98; 6, Mbigyani Thee BOT 1:46.30; 7, Joachim Dehmel GER 1:47.91; 8, Brian Whittle GBR 1:54.14

Stuttgart 1993

Final (Aug 17)

1,	Paul Ruto	KEN	1:44.71
2,	Giuseppe D'Urso	ITA	1:44.86
3,	Billy Konchellah	KEN	1:44.89
4,	Curtis Robb	GBR	1:45.54
5,	Hezekiel Sepeng	RSA	1:45.64
6,	Freddie Williams	CAN	1:45.79
7,	William Tanui	KEN	1:45.80
8,	Tom McKean	GBR	1:46.17

A brilliant win in the first of the semi-finals made Konchellah the favourite to repeat his wins of Rome and Tokyo. It seemed that no-one could match the 31 year-old Kenyan's devastating finish. So it proved: but in the final in Stuttgart, he left his effort a little too late to secure another gold medal.

Konchellah had already worried his supporters with his run in the heats, when he only gained an automatic qualifying spot at the last possible opportunity. In the final, he was content to run near the back while the third-string Kenyan, Ruto, set a pace of 24.80 at 200m and 51.16 at 400m. He was still 5m in front at 600m (1:17.96), while Konchellah was last (1:19.16). D'Urso, who won his semi-final in a personal best, made a big move to try to catch Ruto in the straight. He cut back most of the Kenyan's lead but Ruto held on for victory. Meanwhile Konchellah had suddenly closed on the leading pair, but could not get past. His final 200m of 25.73 (compared to Ruto 26.75 and D'Urso 26.30) brought him only the bronze medal, and he admitted to overconfidence after the race.

First round (First 3 & 6 fastest to semi-finals) (Aug 14)

Heat 1: 1, Sepeng 1:46.27; 2, Gray 1:46.28; 3, González 1:46.36; 4, Koers 1:46.37; 5, Gilmar Santos BRA 1:51.04; 6, Christopher Blackburn MRI 1:52.78; 7, Juan José Tapia PAN 1:52.99

Heat 2: 1, Barbosa 1:46.12; 2, Komar 1:46.40; 3, Konchellah 1:46.53; 4, Rodal 1:46.57; 5, Parrilla 1:46.94; 6, Lee Jin-Il KOR 1:47.99; 7, Gop Bahadur Adgikari NEP 1:51.74; 8, Mukadi Mubenga COD 1:55.83

Heat 3: 1, Douglas 1:49.43; 2, Suhonen 1:49.44; 3, Tanui 1:49.51; 4, Tomás de Teresa ESP 1:49.79; 5, Anatoliy Makarevich BLR 1:50.65; 6, Dale Jones ANT 1:51.02; 7, Naseer Ismail MDV 2:02.70

Heat 4: 1, Osei 1:48.65; 2, Robb 1:49.29; 3, Terrelonge 1:50.08; 4, Adoum Terap CHA 1:53.61; Andrea Benvenuti ITA DNF; Charles Nkazamyampi BDI DNS

Heat 5: 1, D'Urso 1:48.79; 2, McKean 1:48.79; 3, Everett 1:48.89; 4, Abdi Bile SOM 1:48.90; 5, Farah Ibrahim QAT 1:49.86; 6, Mbiganyi Thee BOT 1:49.91; 7, Carlos Mairena NCA 1:52.01

Heat 6: 1, Haïda 1:46.35; 2, Ruto 1:46.41; 3, Steele 1:46.47; 4, Williams 1:46.63; 5, Kahan 1:46.72; 6, Motchebon 1:46.94; 7, Ali Khazaal LBN 1:57.15

Semi-finals (First 2 & 2 fastest to final) (Aug 15)

Heat 1: 1, Konchellah 1:45.04; 2, Williams 1:45.13; 3, Sepeng 1:45.46; 4, Majoub Haïda MAR 1:45.66; 5, Atle Douglas NOR 1:46.54; 6, Nico Motchebon GER 1:46.58; 7, Martin Steele GBR 1:46.70; 8, Mark Everett USA 1:57.39

Heat 2: 1, D'Urso 1:44.83; 2, Robb 1:44.92; 3, Ruto 1:45.05; 4, Nathan Kahan BEL 1:45.75; 5, Ivan Komar BLR 1:45.76; 6, José Luiz Barbosa BRA 1:45.92; 7, Vebjørn Rodal NOR 1:46.50; 8, Johnny Gray USA 1:50.89

Heat 3: 1, McKean 1:45.64; 2, Tanui 1:45.74; 3, Clive Terrelonge JAM 1:45.75; 4, José Parrilla USA 1:45.89; 5, Marko Koers NED 1:45.90; 6, Ari Suhonen FIN 1:46.35; 7, Kennedy Osei GHA 1:46.48; 8, Luis Javier González ESP 1:47.29

Gothenburg 1995**Final (Aug 8)**

1,	Wilson Kipketer	DEN	1:45.08
2,	Arthémon Hatungimana	BDI	1:45.64
3,	Vebjørn Rodal	NOR	1:45.68
4,	Nico Motchebon	GER	1:45.97
5,	Brandon Rock	USA	1:46.42
6,	Jose Parrilla	USA	1:46.44
7,	Andrea Giocondi	ITA	1:47.78
8,	Mark Everett	USA	1:53.12

Kipketer – a Kenyan who moved to Denmark in 1990 – was favourite to take gold for his new country after clocking 1:42.87 in Monaco shortly before the championships. He confirmed his status with a brilliant finish to his semi-final clocking 23.9 for the final 200m.

A slow pace in the final favoured the fast finishers. The first lap was covered in 52.53, at which point Kipketer was 6th in around 52.7. Rodal was the leader at the bell and continued on in front. Motchebon challenged at 600m, tracked by Kipketer. Rodal, however, stayed in front throughout the final bend. Kipketer, running wide, hit the front as the field swung into the final straight. He won comfortably after a 25.3 final 200m and was the only finalist to run his second lap (52.4) quicker than his first.

Hatungimana – dropped by his coach after running poorly at the 1995 World Indoor Championships – also passed Rodal to win the silver medal.

First round (First 2 & 2 fastest to semi-finals) (Aug 5)

Heat 1: 1, Parrilla 1:46.32; 2, Robb 1:46.34; 3, Giocondi 1:46.44; 4, Einārs Tupurītis LAT 1:46.45; 5, Marko Koers NED 1:46.73; 6, José Arconada ESP 1:47.70; 7, Kayless Tavakalo VAN 1:58.06

Heat 2: 1, Kibitok 1:48.45; 2, Rodal 1:48.48; 3, Tomás de Teresa ESP 1:49.07; 4, Jurgens Kotze RSA 1:49.40; 5, Brendan Hanigan AUS 1:50.25; 6, Tommy Asinga SUR 1:51.60; 7, Michael Wildner AUT 1:57.48

Heat 3: 1, Kipketer 1:47.35; 2, Hatungimana 1:47.74; 3, Andrés Díaz ESP 1:48.00; 4, David Strang GBR 1:48.76; 5, Babacar Niang SEN 1:49.74; 6, William Serem KEN 1:50.61; Bekele Banbere ETH DQ (Tr17.3.1)

Heat 4: 1, Sepeng 1:46.33; 2, Douglas 1:46.41; 3, Benyounes Lahlou MAR 1:46.72; 4, Giuseppe D'Urso ITA 1:47.43; 5, Tomonari Ono JPN 1:48.43; 6, Ivan Komar BLR 1:51.36; 7, Vanxay Sinebandith LAO 2:00.25

Heat 5: 1, Everett 1:48.06; 2, Cadoni 1:48.25; 3, Andrey Loginov RUS 1:48.30; 4, Pavel Soukup CZE 1:48.32; 5, Savieri Ngidhi ZIM 1:48.77; 6, Jimmy Jean-Joseph FRA 1:51.00; Dhani Ram Chaudhari NEP DQ (Tr17.3.1)

Heat 6: 1, Rock 1:46.83; 2, Haïda 1:46.88; 3, José Luiz Barbosa BRA 1:47.10; 4, Frédéric Cornette FRA 1:47.36; 5, Charles Nkazamyampi BUR 1:49.76; 6, Anwar Omar Mohammed YEM 1:58.20

Heat 7: 1, Motchebon 1:46.14; 2, Tengelei 1:46.18; 3, Konczyklo 1:46.44; 4, David Matthews IRL 1:46.52; 5, Antonio Abrantes POR 1:48.10; 6, Torbjörn Johansson SWE 1:48.31; 7, Mahmoud Kheirat SYR 1:48.76

Semi-finals (First 4 to final) (Aug 6)

Heat 1: 1, Kipketer 1:48.39; 2, Parrilla 1:49.43; 3, Giocondi 1:49.45; 4, Everett 1:49.47; 5, Hezekiel Sepeng RSA 1:49.58; 6, Atle Douglas NOR 1:49.63; 7, Philip Kibitok KEN 1:49.87; 8, Curtis Robb GBR 1:50.12

Heat 2: 1, Rodal 1:47.69; 2, Motchebon 1:47.96; 3, Hatungimana 1:48.02; 4, Rock 1:48.04; 5, Bruno Konczyklo FRA 1:48.05; 6, Mahjoub Haïda MAR 1:48.21; 7, Joseph Tengelei KEN 1:48.71; 8, Davide Cadoni ITA 1:53.67

Athens 1997**Final (Aug 8)**

1,	Wilson Kipketer	DEN	1:43.38	49.68/53.70
2,	Norberto Téllez	CUB	1:44.00	50.0 /54.0
3,	Rich Kenah	USA	1:44.25	50.6 /53.7
4,	Patrick Konchellah	KEN	1:44.26	50.2 /54.1
5,	Vebjørn Rodal	NOR	1:44.53	50.4 /53.1
6,	Marko Koers	NED	1:44.85	51.2 /53.7
7,	Patrick Ndururi	KEN	1:45.24	51.1 /54.1
8,	Mark Everett	USA	1:49.02	50.0 /59.0

That most aesthetic of movers, Kipketer issued a simple challenge to the rest of the world's élite ... catch me if you can. He had the justified self-confidence to lead every step of the way, as he had earlier in the year when setting a stunning world indoor record at the World Indoor Championships. He tested the opposition with splits of 23.47 and 49.68, eased up on the third 200 (76.99) and then accelerated hard to destroy the hopes of the others. Barely out of breath at the finish he retained his title in 1:43.38, just the 16th quickest of his career at that time.

After this consummate display it came as no surprise to anyone when he broke Seb Coe's long standing world record a few days later. Alberto Juantorena, a former world record holder, paid him this tribute: "I admire him, not only because he is running so smoothly but also because he is not only using his legs but his brain too." Juantorena's compatriot Téllez, a 400 semi-finalist at the previous World Championships, finished second, while a spectacular kick brought Kenah past Konchellah for the bronze with Olympic Champion Rodal only fifth.

First round (First 4 & 4 fastest to second round) (Aug 4)

Heat 1: 1, Kipketer 1:46.34; 2, Sepeng 1:46.42; 3, Tupurītis 1:46.96; 4, Ødegård 1:47.33; 5, Jean-Marc Destiné HAI 1:47.76; 6, Hubert Rakotoarimanana MAD 1:47.86; 7, Mark Sesay GBR 1:49.00; 8, Cherif Aidara MTN 1:56.85

Heat 2: 1, Téllez 1:46.44; 2, Stroubakos 1:46.49; 3, Longo 1:46.79; 4, Vernon-Watson 1:46.96; 5, Ngidhi 1:46.97; 6, Komar 1:47.53; 7, Ali Khazaal LBN 1:50.66; 8, Vanko Stojanov MKD 1:52.65

Heat 3: 1, Koers 1:47.17; 2, Kenah 1:47.25; 3, Bucher 1:47.44; 4, Barbosa 1:47.53; 5, Michael Wildner AUT 1:47.77; 6, Sergey Kozhevnikov RUS 1:48.11; 7, Mohammed Haidara BRN 1:53.56; Giuseppe D'Urso ITA DNF

Heat 4: 1, Konchellah 1:47.15; 2, Matthews 1:47.33; 3, van Heerden 1:47.56; 4, Kahan 1:47.62; 5, Viktors Lācis LAT 1:48.65; 6, Liam Byrne GIB 2:00.18; Mahjoub Haïda MAR DNF

Heat 5: 1, Rodal 1:47.58; 2, Hatungimana 1:47.73; 3, Hart 1:47.98; 4, Mokganyetsi 1:48.10; 5, Pavel Soukup CZE 1:48.16; 6, Mark Tonks NZL 1:48.85; 7, Adoum Yaya Terap CHA 1:54.01; 8, Manlio Molinari SMR 1:55.89

Heat 6: 1, Ndururi 1:49.51; 2, Vydra 1:50.08; 3, Hecini 1:55.25; 4, Rock 1:58.05; 5, Cuthbert Modeste LCA 2:01.24; Paul Walker GBR DNF; Graham Hood CAN & Julius Achon UGA DNS

Heat 7: 1, Everett 1:47.10; 2, Koech 1:47.15; 3, Lahlou 1:47.33; 4, Yagoub 1:47.34; 5, Osei 1:47.45; 6, Cerezo 1:47.68; 7, Tim Rogge BEL 1:48.38; 8, Alex Morgan JAM 1:50.83

Second round (First 3 & 4 fastest to semi-finals) (Aug 5)

Heat 1: 1, Koers 1:46.52; 2, Ndururi 1:46.56; 3, Lahlou 1:46.63; 4, Savieri Ngidhi ZIM 1:46.92; 5, Lukás Vydra CZE 1:47.56; 6, Nathan Kahan BEL 1:48.66; 7, Mario Vernon-Watson JAM 1:49.52; 8, Ivan Komar BLR 1:50.17

Heat 2: 1, Téllez 1:44.82; 2, Sepeng 1:44.91; 3, Everett 1:44.95; 4, Hecini 1:45.19; 5, Bucher 1:45.33; 6, Ødegård 1:45.42; 7, Yagoub 1:45.73; 8, David Matthews IRL 1:46.66

Heat 3: 1, Rodal 1:46.43; 2, Konchellah 1:46.43; 3, Kenah 1:46.48; 4, Arthémon Hatungimana BDI 1:46.64; 5, Einārs Tupurītis LAT 1:46.97; 6, Marius van Heerden RSA 1:47.20; 7, José-Luiz Barbosa BRA 1:47.30; 8, Andy Hart GBR 1:48.03

Heat 4: 1, Kipketer 1:45.54; 2, Stroubakos 1:45.94; 3, Osei 1:46.00; 4, Hendrick Mokganyetsi RSA 1:46.45; 5, Andrea Longo ITA 1:46.60; 6, Brandon Rock USA 1:47.13; 7, José Cerezo ESP 1:48.90; Benson Koech KEN DNS

Semi-finals (First 4 to final) (Aug 6)

Heat 1: 1, Konchellah 1:45.07; 2, Téllez 1:45.37; 3, Rodal 1:45.41; 4, Everett 1:45.94; 5, Adem Hecini ALG 1:46.02; 6, Mohammed Yagoub SUD 1:46.09; 7, Benyounes Lahlou MAR 1:46.42; 8, Panayiotis Stroubakos GRE 1:46.81

Heat 2: 1, Kipketer 1:46.14; 2, Kenah 1:46.37; 3, Ndururi 1:46.50; 4, Koers 1:46.62; 5, Kennedy Osei GHA 1:46.78; 6, André Bucher SUI 1:46.88; 7, Hezekiel Sepeng RSA 1:47.00; 8, Tor Øyvind Ødegård NOR 1:47.83

Seville 1999

Final (Aug 29)

1,	Wilson Kipketer	DEN	1:43.30	50.7 /52.6
2,	Hezekiel Sepeng	RSA	1:43.32	50.4 /53.0
3,	Djabir Saïd-Guerni	ALG	1:44.18	50.11/54.07
4,	Norberto Téllez	CUB	1:45.03	50.9 /54.1
5,	Japheth Kimutai	KEN	1:45.18	50.6 /54.6
6,	Andrea Longo	ITA	1:45.33	50.4 /54.9
7,	Kennedy Kimwetich	KEN	1:46.27	50.5 /55.8
8,	Nils Schumann	GER	1:46.79	50.7 /56.1

Kipketer completed a hat-trick of world titles, but only after having to make an uncharacteristically undignified lunge for the line. The man who pressured him so hard was 1996 Olympic silver medallist Sepeng, who had impressed in the semis with a sub-25 last 200. The final was fast thanks to Kimwetich speeding through 200 in 23.49 and Saïd-Guerni leading at the bell in 50.11.

Sepeng caught Kipketer napping when he accelerated along the back straight to reach 600 in 1:16.47, followed by the surprising Algerian with Kipketer some five metres down. The world record holder had to pull out all the stops to edge past Sepeng in the finishing straight but the South African came again and Kipketer's dip brought him victory by just 2/100ths. Saïd-Guerni, who set personal bests in all three of his races, held on brilliantly for third ahead of five men who, on paper, were all faster than him.

First round (First 2 & 8 fastest to semi-finals) (Aug 26)

Heat 1: 1, Kipketer 1:47.29; 2, Ngidhi 1:47.58; 3, Vebjørn Rodal NOR 1:48.05; 4, Assane Diallo SEN 1:48.06; 5, Khadevis Robinson USA 1:48.31; 6, José Manuel Cerezo ESP 1:50.08; Milton Browne BAR DQ (Tr17.2.2)

Heat 2: 1, Bucher 1:46.81; 2, Kaldowski 1:46.88; 3, Arthémon Hatungimana BDI 1:47.08; 4, Mark Sesay GBR 1:47.48; 5, Mouhssin Chehibi MAR 1:47.65; 6, Fred Onyancha KEN 1:47.76; 7, Naseer Ismail MDV 1:56.67; Karma Dorji BHU DQ (Tr17.3.1)

Heat 3: 1, Longo 1:45.01; 2, Cremer 1:45.21; 3, Hecini 1:46.13; 4, Nolan 1:46.38; 5, Kim 1:46.78; 6, Guillaume Douceret FRA 1:47.69; 7, Mohamed Abd El-Rahman SUD 1:53.67

Heat 4: 1, Kenah 1:47.95; 2, Kimwetich 1:48.45; 3, Khaled Azerkan SWE 1:48.46; 4, Crispin Mutakanyi ZIM 1:48.73; 5, Aleksander Trutko BLR 1:48.99; 6, Curtis Robb GBR 1:49.13; 7, Batmunkh Banzragch MGL 2:02.42; Lucky Hadebe RSA DQ (Tr17.3.1)

Heat 5: 1, Saïd-Guerni 1:45.65; 2, Sepeng 1:46.01; 3, Motchebon 1:46.18; 4, Rachid Khouia MAR 1:46.96; 5, Ian Roberts GUY 1:47.53; 6, Urmet Uusorg EST 1:48.85; 7, Mohammed Al-Fayet PLE 1:52.53

Heat 6: 1, Botha 1:46.59; 2, Nduwimana 1:46.73; 3, Schumann 1:46.79; 4, João Pires POR 1:47.08; 5, Jason Lobo GBR 1:47.53; 6, Balázs Korányi HUN 1:47.60; 7, Carlos Calvo LUX 1:48.48

Heat 7: 1, Kimutai 1:45.66; 2, Oravec 1:45.80; 3, Woodward 1:45.98; 4, Dube 1:46.67; 5, Zach Whitmarsh CAN 1:47.01; 6, Tor Øivind Ødegård NOR 1:47.07; 7, Victor Martínez AND 1:48.73

Heat 8: 1, Kirwa 1:46.20; 2, Parra 1:46.22; 3, Téllez 1:46.24; 4, Mahjoub Haïda MAR 1:46.86; 5, Panayiótis Stroubákos GRE 1:48.56; 6, David Matthews IRL 1:49.52; 7, Ketson Kabiriel NMI 2:07.73

Semi-finals (First 2 & 2 fastest to final) (Aug 27)

Heat 1: 1, Sepeng 1:45.20; 2, Longo 1:45.63; 3, Rich Kenah USA 1:45.99; 4, Roberto Parra ESP 1:46.07; 5, Wojciech Kaldowski POL 1:46.49; 6, Adem Hecini ALG 1:46.61; 7, James Nolan IRL 1:47.07; 8, Kim Soon-Hyung KOR 1:47.15

Heat 2: 1, Kipketer 1:44.87; 2, Saïd-Guerni 1:45.17; 3, Téllez 1:45.22; 4, Kimwetich 1:45.67; 5, Roman Oravec CZE 1:45.78; 6, Savieri Ngidhi ZIM 1:46.56; 7, Wilson Kirwa FIN 1:46.65; 8, Nico Motchebon GER 1:47.17

Heat 3: 1, Kimutai 1:47.74; 2, Schumann 1:47.90; 3, André Bucher SUI 1:48.07; 4, Grant Cremer AUS 1:48.22; 5, Glody Dube BOT 1:48.67; 6, Jean-Patrick Nduwimana BDI 1:48.91; 7, Johan Botha RSA 1:49.71; 8, Bryan Woodward USA 1:55.52

Edmonton 2001

Final (Aug 7)

1,	André Bucher	SUI	1:43.70	50.6 /53.1
2,	Wilfred Bungei	KEN	1:44.55	50.41/54.14
3,	Paweł Czapiewski	POL	1:44.63	51.3 /53.3
4,	William Yiamпой	KEN	1:44.96	50.8 /54.2
5,	Nils Schumann	GER	1:45.00	51.2 /53.8
6,	Mbulaeni Mulaudzi	RSA	1:45.01	51.2 /53.8
7,	Khalid Tighazouine	MAR	1:45.58	51.0 /54.6
8,	Hezekiel Sepeng	RSA	1:46.68	51.1 /55.6

Switzerland won their first World or Olympic track title through Bucher, who ran a faultless race. Bungei provided a fast pace (24.73, 50.41), and was followed closely by Bucher and Yiamпой. The bespectacled Swiss then accelerated to lead at 600m (76.39). He pulled further clear and was never threatened. Bungei held on to the silver, and it looked as if Yiamпой might win the other medal for Kenya, but he was caught by Czapiewski. The Pole improved from seventh to third in the homestraight and covered the last 200m in 26.7 to Bucher's 27.3.

First round (First 2 & 6 fastest to semi-finals) (Aug 4)

Heat 1: 1, Schumann 1:45.69; 2, Sepeng 1:45.93; 3, Hatungimana 1:45.97; 4, Grzegorz Krzosek POL 1:47.17; 5, Derrick Peterson USA 1:48.56; 6, Mohammed Saleh Haidara BRN 1:49.09; 7, Vanko Stojanov MKD 1:49.54

Heat 2: 1, Bungei 1:44.73; 2, Czapiewski 1:45.57; 3, Som 1:45.60; 4, Dan Caulfield IRL 1:47.23; 5, Wilson Kirwa FIN 1:47.65; 6, Boris Kaveshnikov RUS 1:47.65; 7, Saïdou Mahamadou NIG 1:57.47; Douzi Ngurdjeubel CHA DNS

Heat 3: 1, Bucher 1:45.49; 2, Tighazouine 1:45.63; 3, Mulaudzi 1:46.05; 4, Pires 1:47.34; 5, Khadevis Robinson USA 1:49.42; 6, Isireli Naiketelevesi FIJ 1:50.74; 7, John Lozada PHI 1:59.63

Heat 4: 1, Yiamпой 1:48.02; 2, Krummenacker 1:48.15; 3, Antonio Reina ESP 1:48.26; 4, Joeri Jansen BEL 1:48.42; 5, Nathan Brannen CAN 1:48.60; 6, Otukile Lekote BOT 1:49.40; 7, Liam Byrne GIB 1:55.98; 8, Naseer Ismail MDV 2:00.19

Heat 5: 1, Nduwimana 1:45.13; 2, Dube 1:45.39; 3, Hecini 1:45.56; 4, Wachira 1:45.97; 5, Watts 1:46.43; 6, Tom Omev BEL 1:48.37; 7, Prince Mumba ZAM 1:49.49

Semi-finals (First 4 to final) (Aug 5)

Heat 1: 1, Bungei 1:45.66; 2, Tighazouine 1:45.69; 3, Schumann 1:45.86; 4, Sepeng 1:45.97; 5, Jean-Patrick Nduwimana BDI 1:46.42; 6, Glody Dube BOT 1:46.91; 7, David Krummenacker USA 1:47.46; 8, Nicholas Wachira KEN 1:48.93

Heat 2: 1, Bucher 1:44.47; 2, Yiamпой 1:44.61; 3, Mulaudzi 1:44.81; 4, Czapiewski 1:44.89; 5, Arthémon Hatungimana BDI 1:45.21; 6, Adem Hecini ALG 1:46.02; 7, Bram Som NED 1:46.40; 8, Marvin Watts JAM 1:47.64

Paris 2003

Final (Aug 31)

1,	Djabir Saïd-Guerni	ALG	1:44.81	52.6 /52.2
2,	Yuriy Borzakovskiy	RUS	1:44.84	53.0 /51.8
3,	Mbulaeni Mulaudzi	RSA	1:44.90	52.7 /52.2
4,	Wilson Kipketer	DEN	1:45.23	52.46/52.77
5,	Andrea Longo	ITA	1:45.43	52.9 /52.4
6,	Justus Koech	KEN	1:45.63	52.7 /53.0
7,	Hezekiel Sepeng	RSA	1:45.74	52.7 /53.0
8,	Osmar dos Santos	BRA	1:46.28	53.0 /53.3

Three-time champion Kipketer was almost eliminated in the heats after slowing up prematurely at the finish. He duly progressed to the final where he led at 200m (24.56) and the bell in 52.46. In sixth place (53.0) was Borzakovskiy, a former World Indoor Champion who was famed for his strong finish. Usually the 22 year-old Russian hung further back from the leaders so many felt he was in a good position to win.

A strong third 200m by Borzakovskiy put him in front at 600m. Kipketer couldn't respond and it was Saïd-Guerni then Mulaudzi who gave chase. The Russian stayed ahead, then in the final 50m the Algerian inched closer. The South African was moving faster than the other two but came from too far back to challenge for the gold. Saïd-Guerni snatched the title as Borzakovskiy lost form in the last 10m, though it was so close he did not immediately know he had won the race.

"It was a real reward because I haven't forgotten that in 2001 the doctors told me to stop running," said the winner whose Paris home was just 3000m from the Stade de France.

The defending champion Bucher went out in the semis, meaning that none of the Edmonton men's winners at events from 100m to 800m contested the corresponding finals in Paris.

First round (First 2 & 8 fastest to semi-finals)

Heat 1: 1, Lacasse 1:47.21; 2, Koech 1:47.39; 3, Ricky Soos GBR 1:47.80; 4, Dmitriy Bogdanov RUS 1:48.36; 5, Jean-Patrick Nduwimana BDI 1:48.40; 6, Mindaugas Norbutas LTU 1:48.44; 7, Radwan Jaddoueh SYR 1:48.89

Heat 2: 1, Alemu 1:45.63; 2, Herms 1:45.71; 3, Santos 1:45.72; 4, Krummenacker 1:45.84; 5, Wachira 1:45.86; 6, Pires 1:46.66; 7, Jimmy Anak Ahar BRU 1:57.86; 8, Dominic Carroll GIB 2:00.53

Heat 3: 1, Mulaudzi 1:47.62; 2, Shojaei 1:47.80; 3, Robinson 1:47.85; 4, Achraf Tadiil CAN 1:47.88; 5, Arnold Okken NED 1:48.15; 6, Tom Omev BEL 1:48.93; Mouhcine Chehibi MAR DQ (Tr17.2.2) (1:47.79). Robinson advanced to the semi-finals as he was pushed by Chehibi

Heat 4: 1, Kimutai 1:47.54; 2, McCarthy 1:47.61; 3, Abdoulaye Wagne SEN 1:47.64; 4, Manuel Olmedo ESP 1:47.98; 5, Jasmin Saihovic BIH 1:48.10; 6, Graham Davidson RSA 1:48.16; 7, Otukile Lekote BOT 1:48.33

Heat 5: 1, Tighazouine 1:46.01; 2, Som 1:46.11; 3, Reina 1:46.45; 4, Dube 1:46.68; 5, Arthémon Hatungimana BDI 1:47.74; Sam Burley USA DQ (Tr17.3.1) (1:46.63); Fred Thegu SOL DQ (Tr17.3.1) (1:57.51)

Heat 6: 1, Bucher 1:48.61; 2, Kipketer 1:48.68; 3, Gary Reed CAN 1:48.69; 4, Adam Abdou QAT 1:48.87; 5, Wilson Kirwa FIN 1:49.74; 6, Abdal Salam Aldabaji PLE 1:51.68; 7, Mohamed Amir MDV 2:06.25; Ivan Heshko UKR DNS

Heat 7: 1, Longo 1:46.26; 2, Borzakovskiy 1:46.44; 3, Jansen 1:46.68; 4, Amine Laâlou MAR 1:46.75; 5, Rashid Mohamed BRN 1:47.43; 6, Jimmy Lomba FRA 1:48.15; 7, David Fiegen LUX 1:48.80

Heat 8: 1, Saïd-Guerni 1:46.06; 2, Sepeng 1:46.09; 3, Al-Salhi 1:46.48; 4, Ahmed Ismail SUD 1:47.21; 5, Rizak Dirshe SWE 1:49.23; 6, Mahamadou Ibrahim NIG 1:55.21; Nicolas Aissat FRA DNF

Semi-finals (First 2 & 2 fastest to final) (Aug 29)

Heat 1: 1, Borzakovskiy 1:45.31; 2, Kipketer 1:45.50; 3, Koech 1:46.04; 4, Santos 1:46.07; 5, Khalid Tighazouine MAR 1:46.83; 6, Mohammed Al-Salhi KSA 1:47.25; 7, João Pires POR 1:49.19; 8, Khadevis Robinson USA 1:50.60; Nicholas Wachira KEN DNF

Heat 2: 1, Mulaudzi 1:46.31; 2, Saïd-Guerni 1:46.36; 3, Berhanu Alemu ETH 1:46.40; 4, Bram Som NED 1:46.63; 5, André Bucher SUI 1:46.67; 6, Florent Lacasse FRA 1:46.89; 7, Kris McCarthy AUS 1:47.64; 8, Ehsan Mohajer Shojaei IRI 1:47.71

Heat 3: 1, Longo 1:46.26; 2, Sepeng 1:46.43; 3, Antonio Manuel Reina ESP 1:46.72; 4, Joeri Jansen BEL 1:46.78; 5, René Herms GER 1:46.88; 6, David Krumpacker USA 1:47.25; 7, Japheth Kimutai KEN 1:47.53; 8, Glody Dube BOT 1:48.69

Helsinki 2005

Final (Aug 14)

1,	Rashid Ramzi	BRN	1:44.24	52.8	/51.4
2,	Yuriy Borzakovskiy	RUS	1:44.51	52.7	/51.8
3,	William Yampoy	KEN	1:44.55	52.7	/51.8
4,	Wilfred Bungei	KEN	1:44.98	52.5	/52.5
5,	Djabir Saïd-Guerni	ALG	1:45.31	52.6	/52.7
6,	Mehdi Baala	FRA	1:45.32	52.7	/52.6
7,	Belal Mansoor Ali	BRN	1:45.55	52.48/53.07	
8,	Gary Reed	CAN	1:46.20	52.8	/53.4

The pre-race favourites were Borzakovskiy, Bungei and Mulaudzi. No-one had beaten 1:44 in 2005, though the South African had run 1:44.08 in Helsinki two weeks before the championships. The fastest time in the heats fell to 1500m winner Ramzi with 1:46.17. In the semis, Ramzi then ran a pb 1:44.30 just behind Olympic Champion Borzakovskiy. Mulaudzi fell well short of qualifying in the second heat with 1:45.73, beaten by Ali (1:45.35) and Baala (1:45.40). Gary Reed was the surprising winner of the third semi-final in 1:44.30 ahead of co-favourite Bungei.

Ali led the final, passing 200 in 24.96, before slowing to 52.48 at the bell. Borzakovskiy, always thought to be at his most dangerous in a slow race, was seventh in 52.7. At 600m, Bungei had moved into the lead (1:18.24), with Ramzi fourth (1:18.4), and Borzakovskiy still in seventh (1:18.9), hemmed in behind Baala. Ramzi moved into the lead early in the home straight, and the tactically naïve Borzakovskiy eventually edged the surprising Yampoy for silver, with Bungei a further 3m behind. Ramzi subsequently won the Olympic 1500m title in 2008, but was stripped of that title because of a doping violation.

First round (First 3 & 6 fastest to semi-finals) (Aug 11)

Heat 1: 1, Ramzi 1:46.17; 2, McIlroy 1:46.44; 3, Mulaudzi 1:46.85; 4, Herms 1:47.07; 5, Alemu 1:47.37; 6, Osmar dos Santos BRA 1:47.74; 7, Lee Jae-Hoon KOR 1:47.90; 8, Tom Omev BEL 1:49.62

Heat 2: 1, Baala 1:46.57; 2, Bungei 1:46.71; 3, Robinson 1:46.74; 4, Bogdanov 1:46.88; 5, Czapiewski 1:46.93; 6, Alazemi 1:47.05; 7, Moise Joseph HAI 1:48.29; 8, Yeiman López CUB 1:52.24; Geramias da Silva GBS DQ (Tr17.5) (1:58.80)

Heat 3: 1, Borzakovskiy 1:50.14; 2, Yampoy 1:50.14; 3, Saïd-Guerni 1:50.16; 4, Jason Stewart NZL 1:50.35; 5, Dmitrijs Miļkevičs LAT 1:50.44; 6, Fabiano Peçanha BRA 1:50.89; 7, Paskar Owor UGA 1:51.72; 8, Rodrigo Trinidad PAR 1:55.43; Samuel Mwera TAN DQ (Tr17.3.1)

Heat 4: 1, Kamel 1:47.65; 2, Krumpacker 1:47.82; 3, Chehibi 1:48.17; 4, Alfred Kirwa Yego KEN 1:48.72; 5, Arnold Okken NED 1:48.95; 6, Fadrique Iglesias BOL 1:49.57; 7, Oabona Onalenna BOT 1:50.18; Manuel Olmedo ESP DNF

Heat 5: 1, Reina 1:47.14; 2, Reed 1:47.23; 3, Laâlou 1:47.62; 4, André Bucher SUI 1:47.97; 5, Maurizio Bobbato ITA 1:48.36; 6, Juha Kukkamäki FIN 1:48.69; 7, Sherridan Kirk TTO 1:48.77; 8, Prince Mumba ZAM 1:49.10

Heat 6: 1, Ali 1:47.16; 2, Moradi 1:47.18; 3, Al-Salhi 1:47.27; 4, Barrios 1:47.53; 5, Achraf Tadili CAN 1:48.42; 6, Rizak Dirshe SWE 1:48.43; 7, Kevin Hicks USA 1:50.00; Majid Saeed Sultan QAT DQ (Tr17.3.1)

Semi-finals (First 2 & 2 fastest to final) (Aug 12)

Heat 1: 1, Borzakovskiy 1:44.26; 2, Ramzi 1:44.30; 3, Yampoy 1:44.51; 4, Saïd-Guerni 1:44.80; 5, Amine Laâlou MAR 1:45.05; 6, Mohammad Alazemi KUW 1:48.02; 7, Eugenio Barrios ESP 1:48.76; 8, Khadevis Robinson USA 1:49.13

Heat 2: 1, Ali 1:45.35; 2, Baala 1:45.40; 3, Mbulaeni Mulaudzi RSA 1:45.73; 4, Pawel Czapiewski POL 1:46.33; 5, Dmitriy Bogdanov RUS 1:46.83; 6, Antonio Manuel Reina ESP 1:46.89; 7, Berhanu Alemu ETH 1:47.66; 8, Mohammed Al-Salhi KSA 1:47.97

Heat 3: 1, Reed 1:44.33; 2, Bungei 1:44.41; 3, Yusuf Saad Kamel BRN 1:44.90; 4, René Herms GER 1:45.21; 5, Mouhcine Chehibi MAR 1:45.82; 6, Sadjad Moradi IRI 1:45.88; 7, James McIlroy GBR 1:45.91; 8, David Krumpacker USA 1:46.76

Osaka 2007

Final (Sep 2)

1,	Alfred Kirwa Yego	KEN	1:47.09	55.3	/51.8
2,	Gary Reed	CAN	1:47.10	55.08/52.02	
3,	Yuriy Borzakovskiy	RUS	1:47.39	55.6	/51.8
4,	Abraham Chepkirwok	UGA	1:47.41	55.2	/52.2
5,	Wilfred Bungei	KEN	1:47.42	55.4	/52.0
6,	Amine Laâlou	MAR	1:47.45	55.6	/51.9
7,	Mbulaeni Mulaudzi	RSA	1:47.52	55.4	/52.1
8,	Mohammed Al-Salhi	KSA	1:47.58	55.8	/51.8

The winning time in the final was the slowest yet, but the preliminaries were the toughest. Fastest in the heats was Kamel, a transferee to Bahrain from Kenya, whose father was the 1987 and 1991 champion Billy Konchellah. In every one of the six heats, the fastest non-qualifier was quicker than the previous record of 1:46.45 from 1995. In the semis, Kamel went out despite clocking 1:45.31.

The final started slowly, led by Reed at 400m in 55.08. Chepkirwok slipped by the Canadian, and led by a metre at the 600m point (1:22.18), with Borzakovskiy (1:22.6) four metres behind the leader. Reed edged past with 120m to go, and Kirwa Yego began to challenge with 75m left. Reed held off the Kenyan until the last two strides, and the margin of victory was the closest in World Championship history. The Kenyan's last 200m had taken just 24.6 compared with Reed's 24.9. Behind them Borzakovskiy overtook Bungei and a fading Chepkirwok with 10m to go. With less than five metres covering the whole field, it was an exciting finish to a less than stirring race. The winner, who was eliminated in the first round in Helsinki, became the youngest-ever World 800m Champion. Defending Champion Ramzi went out in the semi-finals.

First round (First 3 & 6 fastest to semi-finals) (Aug 30)

Heat 1: 1, Laâlou 1:46.00; 2, Symmonds 1:46.16; 3, Davide 1:46.17; 4, Ali 1:46.34; 5, Achraf Tadili CAN 1:46.73; 6, Sajad Moradi IRI 1:46.75; 7, Mohammed Ahmed Al-Yafaee YEM 1:56.55; Ismail Ahmed Ismail DNF

Heat 2: 1, Reed 1:46.00; 2, Madi 1:46.02; 3, Koech 1:46.08; 4, Antonio Manuel Reina ESP 1:46.35; 5, Arnold Okken NED 1:47.23; 6, Jeff Riseley AUS 1:47.44; 7, Aunese Curreen SAM 1:47.72; Ivan Heshko UKR DNS

Heat 3: 1, Mulaudzi 1:45.56; 2, Ramzi 1:45.64; 3, Bogdanov 1:45.66; 4, Peçanha 1:45.77; 5, Yeiman López CUB 1:46.28; 6, Mattias Claesson SWE 1:46.43; 7, Eugenio Barrios ESP 1:46.62; 8, Bram Som NED 1:46.81

Heat 4: 1, Yego 1:45.52; 2, Rimmer 1:45.66; 3, Miļkevičs 1:45.72; 4, Robinson 1:45.78; 5, Olmedo 1:45.90; 6, Eduard Villanueva VEN 1:46.33; 7, David Campbell IRL 1:46.47; 8, Fadrique Iglesias BOL 1:48.42

Heat 5: 1, Al-Salhi 1:45.58; 2, Borzakovskiy 1:45.79; 3, Bungei 1:45.79; 4, Benschghir 1:45.90; 5, Wagné 1:46.20; 6, Abubaker Kaki SUD 1:46.38; 7, Masato Yokota JPN 1:47.16; 8, Mahamoud Farah DJI 1:49.06

Heat 6: 1, Kamel 1:45.25; 2, Chepkirwok 1:45.68; 3, Alazemi 1:45.85; 4, Chehibi 1:46.16; 5, Samuel Mwera TAN 1:46.24; 6, Jozef Repčík SVK 1:46.53; 7, Duane Solomon USA 1:48.95; 8, Souleymane Ould Chebal MTN 1:56.45

Semi-finals (First 2 & 2 fastest to final) (Aug 31)

Heat 1: 1, Yego 1:44.54; 2, Mulaudzi 1:44.71; 3, Chepkirwok 1:44.84; 4, Khadevis Robinson USA 1:45.45; 5, Fabiano Peçanha BRA 1:45.95; 6, Dmitrijs Miļkevičs LAT 1:46.27; 7, Abdoulaye Wagné SEN 1:46.49; 8, Mohcine Chehibi MAR 1:51.31

Heat 2: 1, Reed 1:44.92; 2, Laâlou 1:45.11; 3, Dmitriy Bogdanov RUS 1:45.36; 4, Nabil Madi ALG 1:45.59; 5, Manuel Olmedo ESP 1:45.61; 6, Nick Symmonds USA 1:46.41; 7, Justus Koech KEN 1:46.86; 8, Rashid Ramzi BRN 1:47.76

Heat 3: 1, Borzakovskiy 1:45.12; 2, Bungei 1:45.20; 3, Al-Salhi 1:45.23; 4, Youssef Saad Kamel BRN 1:45.31; 5, Kléberson Davide BRA 1:46.45; 6, Michael Rimmer GBR 1:47.39; 7, Yassine Benschghir MAR 1:48.04; 8, Mohamed Alazemi KUW 1:50.28

Berlin 2009

Final (Aug 13)

1,	Mbulaeni Mulaudzi	RSA	1:45.29	53.44/51.85
2,	Alfred Kirwa Yego	KEN	1:45.35	54.04/51.31
3,	Yusuf Saad Kamel	BRN	1:45.35	53.76/51.59
4,	Yuriy Borzakovskiy	RUS	1:45.57	53.54/52.03
5,	Amine Laâlou	MAR	1:45.66	53.7 /52.0
6,	Nick Symmonds	USA	1:45.71	53.5 /52.2
7,	Bram Som	NED	1:45.86	53.9 /52.0
8,	Marcin Lewandowski	POL	1:46.17	53.9 /52.3
9,	Jackson Kivuva	KEN	1:46.39	(54.0/52.4); 10, Yeimer López
				CUB 1:47.80 (54.2/53.6)

Of 2009's four fastest prior to Berlin, three failed to make it to the final. Kaki, tripped while leading in his semi-final and failed to finish the race. Two men brought down by Kaki (Som and Lewandowski) were advanced to the final. Kiprof, the Olympic 1500m Champion, was bumped twice at the 600m mark in his semi-final and gave up, while Rudisha, who would run 1:42.01 later in the season, missed the final by one place.

In the final Mulaudzi went to the front as the athletes broke, and passed 200m in 25.02. The South African kept the lead at 400m (53.44) with the pace slowing to 28.4 in the second 200m. Just 5m covered the field at this point. Mulaudzi cleverly kept the lead through 600m (1:19.82) from Symmonds (1:19.8) and Kamel (1:20.10), with defending champion Kirwa Yego in seventh place (1:20.31). Mulaudzi held the curb and the lead to the finish, with Kirwa Yego finishing fastest of all to catch Kamel on the line, half a metre behind the South African. Curiously the first two had been the two fastest "losers" from the semi-finals, and each had been forced to share their lane at the start with the reinstated fallers.

First round (First 3 & 3 fastest to semi-finals) (Aug 20)

Heat 1:	1, Mulaudzi 1:46.40; 2, Kaki 1:46.41; 3, Peçanha 1:46.68; 4, Sajad Moradi IRI 1:47.68; 5, Abraham Chepkirwok UGA 1:48.57; 6, Eduard Villanueva VEN 1:48.61; Manuel Olmedo ESP DNF
Heat 2:	1, Symmonds 1:47.12; 2, Ali 1:47.16; 3, Ismail 1:47.20; 4, Mattias Claesson SWE 1:48.02; 5, Thomas Chamney IRL 1:48.09; 6, Prince Mumba ZAM 1:48.13; 7, Ilija Ranitović MNE 1:53.17; 8, Iulio Lafai SAM 2:03.51
Heat 3:	1, Reed 1:45.76; 2, Borzakovskiy 1:45.86; 3, Lastennet 1:46.30; 4, Ngoepe 1:46.54; 5, Ryan Brown USA 1:46.92; 6, Mike Schumacher LUX 1:48.18; 7, Robin Schembera GER 1:54.47
Heat 4:	1, Kamel 1:46.43; 2, Kiprof 1:46.52; 3, Robinson 1:46.79; 4, Lukas Rifesser ITA 1:47.07; 5, Kléberson Davide BRA 1:47.51; 6, Mahamoud Farah DJI 1:48.23
Heat 5:	1, Yego 1:48.32; 2, Kazi 1:48.40; 3, Lewandowski 1:48.41; 4, Mohammed Al-Salhi KSA 1:48.43; 5, Luis Alberto Marco ESP 1:48.47; 6, Jozef Repčík SVK 1:48.73; 7, Evans Pinto BOL 1:52.23; 8, Arnold Sorina VAN 2:00.13
Heat 6:	1, Rudisha 1:47.83; 2, López 1:48.04; 3, Rimmer 1:48.20; 4, Abdoulaye Wagne SEN 1:48.22; 5, Dmitrijs Miļkevičs LAT 1:48.43; 6, Mohammad Alazemi KUW 1:51.73
Heat 7:	1, Kivuva 1:46.17; 2, Som 1:46.33; 3, Laâlou 1:46.38; 4, Joseph 1:46.68; 5, Kszczot 1:46.70; 6, Dmitrijs Jurkevičs LAT 1:46.90; 7, Pablo Solares MEX 1:47.96
Semi-finals (First 2 & 2 fastest to final) (Aug 21)	
Heat 1:	1, Symmonds 1:45.96; 2, Kivuva 1:46.32; 3, Belal Mansoor Ali BRN 1:46.57; 4, Tamás Kazi HUN 1:47.01; 5, Jeff Lastennet FRA 1:57.43; 6, Lewandowski 2:01.62; Som & Abubaker Kaki SUD DNF. <i>Lewandowski & Som advanced to the final after being disadvantaged by the fall of Kaki</i>
Heat 2:	1, Kamel 1:45.01; 2, Borzakovskiy 1:45.16; 3, Yego 1:45.22; 4, Mulaudzi 1:45.26; 5, Khadevis Robinson USA 1:45.91; 6, Adam Kszczot POL 1:46.33; 7, Asbel Kiprof KEN 1:52.05; Ahmed Ismail SUD DNF
Heat 3:	1, Laâlou 1:45.27; 2, López 1:45.33; 3, David Rudisha KEN 1:45.40; 4, Gary Reed CAN 1:45.60; 5, Moise Joseph HAI 1:45.87; 6, Fabiano Peçanha BRA 1:45.94; 7, Michael Rimmer GBR 1:46.77; 8, Samson Ngoepe RSA 1:49.03

Daegu 2011

Final (Aug 30)

1,	David Rudisha	KEN	1:43.91	51.33/52.58
2,	Abubaker Kaki	SUD	1:44.41	51.6 /52.8
3,	Yuriy Borzakovskiy	RUS	1:44.49	51.5 /53.0
4,	Marcin Lewandowski	POL	1:44.80	51.8 /53.0
5,	Nick Symmonds	USA	1:45.12	51.7 /53.4
6,	Adam Kszczot	POL	1:45.25	51.7 /53.5
7,	Alfred Kirwa Yego	KEN	1:45.83	51.7 /53.5
8,	Mohammed Aman	ETH	1:45.93	51.9 /54.0

Rudisha, unbeaten since Berlin 2009, made his intentions crystal clear in the final, blasting through 200m in 23.81, before easing down to 51.33 at halfway. Speeding up slightly, the Kenyan passed 600m in 1:17.99, just over a metre clear of Kaki and Borzakovskiy. Rudisha led by a metre from the Russian veteran as they entered the finishing straight, but he then drew clear to win from Kaki, who overtook Borzakovskiy 25m from the finish. For Rudisha it was his 24th successive 800m victory (or 31st including heats).

First round (First 3 & 6 fastest to semi-finals) (Aug 27)

Heat 1:	1, Symmonds 1:46.54; 2, Bube 1:46.64; 3, López 1:46.79 (1:46.787); 4, Mouhine El Amine MAR 1:46.98; 5, Andrew Ellerton CAN 1:47.47; 6, Moise Joseph HAI 1:48.17; 7, Zaw Win Thet MYA 1:58.36
Heat 2:	1, Borzakovskiy 1:46.14; 2, Kivuva 1:46.57; 3, Reina 1:46.66; 4, Mumba 1:46.73; 5, Michael Rimmer GBR 1:47.11; 6, Masato Yokota JPN 1:47.60; 7, Shifaz Mohamed MDV 2:01.05
Heat 3:	1, Kaki 1:44.83; 2, Aman 1:45.17; 3, Yego 1:45.50; 4, Marco 1:46.19; 5, Camara 1:46.38; 6, Ashot Hayrapetyan ARM 1:50.09; 7, Fernando da Silva BRA 1:51.58
Heat 4:	1, Rudisha 1:46.29; 2, Lewandowski 1:46.73; 3, Som 1:46.79 (1:46.786); 4, Mahfoud Brahimi ALG 1:46.94; 5, Charles Jock USA 1:47.95; 6, Brice Etès MON 1:48.22; 7, Edgar Cortez NCA 1:49.10
Heat 5:	1, Davide 1:46.06; 2, Osagie 1:46.08; 3, Kszczot 1:46.16; 4, Moradi 1:46.39; 5, Al-Azemi 1:46.64; 6, Julius Mutekanga UGA 1:47.54; 7, Farhan Ahmad PAK 1:50.14
Heat 6:	1, Rodríguez 1:48.26; 2, Kazi 1:48.29; 3, Robinson 1:48.41; 4, Daniel Nghipandulwa NAM 1:48.79; 5, Lutmar Paes BRA 1:48.97; 6, Ahmed Ismail SUD 1:52.33; 7, Derek Mandell GUM 1:57.11; 8, Richard Blagg GIB 1:59.34
Semi-finals (First 2 & 2 fastest to final) (Aug 28)	
Heat 1:	1, Aman 1:44.57; 2, Lewandowski 1:44.60; 3, Kaki 1:44.62; 4, Yego 1:44.82; 5, Khadevis Robinson USA 1:45.27; 6, Andreas Bube DEN 1:45.48; 7, Sajad Moradi IRI 1:46.17; 8, Antonio Manuel Reina ESP 1:48.45
Heat 2:	1, Symmonds 1:45.73; 2, Borzakovskiy 1:45.73; 3, Jackson Kivuva KEN 1:45.97; 4, Andrew Osagie GBR 1:46.12; 5, Tamás Kazi HUN 1:46.53; 6, Bram Som NED 1:46.69; 7, Kevin López ESP 1:46.86; 8, Prince Mumba BRA 1:47.06
Heat 3:	1, Rudisha 1:44.20; 2, Kszczot 1:44.81; 3, Kléberson Davide BRA 1:45.06; 4, Rafith Rodríguez COL 1:46.41; 5, Mahfoud Brahimi ALG 1:46.79; 6, Luis Alberto Marco ESP 1:47.45; 7, Moussa Camara MLI 1:48.15; Mohammad Al-Azemi KUW DNF

X

Moscow 2013

Final (Aug 13)

1,	Mohammed Aman	ETH	1:43.31	50.37/52.94
2,	Nick Symmonds	USA	1:43.55	50.26/53.29
3,	Ayanleh Souleiman	DJI	1:43.76	50.48/53.28
4,	Marcin Lewandowski	POL	1:44.08	50.47/53.61
5,	Andrew Osagie	GBR	1:44.36	50.91/53.45
6,	Duane Solomon	USA	1:44.42	50.28/54.14
7,	Pierre-Ambroise Bosse	FRA	1:44.79	50.43/54.36
(8.)	Abdulaziz L. Mohamed	KSA	DQ	50.45/56.12 (ADR10.1) (1:46.57)

Rightful finalist: Brandon Johnson USA

Solomon went out too quickly in the final, passing 200m in 23.59 according to the transponder chip in his bib. Virtually level with him was the Ethiopian junior Aman (23.62). The American slowed to reach halfway in 50.28, with the more than usually positive Symmonds beside him and Aman inches behind.

Solomon still led at 600m (1:16.80) with Symmonds, Aman and Souleiman close by. Symmonds overtook his teammate with 100m remaining and briefly looked as if he would win, but Aman caught him with 40m to go and got home 1½ metres clear. Solomon went from first to sixth in the last 90m, with a transponder clocking of 14.74 for his final 100m compared with 13.35 by Aman. A lingering knee injury put defending champion and world record holder David Rudisha out of contention.

First round (First 3 & 6 fastest to semi-finals) (Aug 10)

Heat 1:	1, Bosse 1:47.70; 2, Lewandowski 1:47.83; 3, Benedetti 1:47.90; 4, Mohamed Ahmed Hamada EGY 1:47.96; 5, Kléberson Davide BRA 1:48.28; 6, Paul Robinson IRL 1:48.61; 7, Leoman Momoh NGR 1:49.25; 8, Taras Bybyk UKR 1:49.39; 9, Moussa Camara MLI 1:49.78
Heat 2:	1, Musagala 1:46.12; 2, Kszczot 1:46.26; 3, Johnson 1:46.32; 4, López 1:46.61; 5, Andy González CUB 1:46.80; 6, Brice Etès MON 1:53.60; 7, Manuel Andre António ANG 1:57.40
Heat 3:	1, Solomon 1:45.80; 3, Osagie 1:46.16; 4, Marco 1:46.40; 5, Kazi 1:46.48; 6, Kieng Samorn CAM 1:55.17; 7, Benjamin Enzema GEQ 1:56.82; (2.) Mohamed DQ (ADR10.1) (1:45.94)

Heat 4: 1, Symmonds 1:46.90; 2, Bala 1:46.94; 3, Jamaa 1:46.94; 4, Mark English IRL 1:47.08; 5, Prince Mumba ZAM 1:47.85; 6, James Eichberger MEX 1:47.96; 7, Jeremiah Mutai KEN 1:50.17; 8, Iliia Mukhin KGZ 1:54.88

Heat 5: 1, Aman 1:44.93; 2, Cheruiyot 1:45.25; 3, Rimmer 1:45.47; 4, Rowe 1:45.96; 5, Gakeme 1:46.70; 6, Rodriguez 1:46.76; 7, Amine Belferrar ALG 1:47.17; 8, Jozef Repčík SVK 1:47.93

Heat 6: 1, Souleiman 1:46.86; 2, Chemut 1:47.13; 3, El Manaoui 1:47.15; 4, Jan Kubista CZE 1:47.66; 5, Anthony Romaniv CAN 1:47.98; 6, Wesley Vázquez PUR 1:50.60; 7, Ribeiro Pinto de Carvalho TLS 2:04.74; (5,) Anis Ananenka BLR (ADr10.8) (1:47.76)

Semi-finals (First 2 & 2 fastest to final) (Aug 11)

Heat 1: 1, Solomon 1:43.87; 3, Lewandowski 1:44.56; 4, Osagie 1:44.85; 5, Antoine Gakeme BDI 1:45.39; 6, Alex Rowe AUS 1:45.80; 7, Kevin López ESP 1:52.93; Ferguson Cheruiyot KEN DQ (Tr17.5) (1:44.98); (2,) Mohamed DQ (ADr10.1) (1:44.10)

Heat 2: 1, Aman 1:44.71; 2, Bosse 1:44.75; 3, Brandon Johnson USA 1:44.89; 4, Samir Jamaa MAR 1:46.53; 5, Luis Alberto Marco ESP 1:46.75; 6, Michael Rimmer GBR 1:47.06; 7, Giordano Benedetti ITA 1:48.31; 8, Rafith Rodriguez COL 2:01.94

Heat 3: 1, Souleiman 1:44.99; 2, Symmonds 1:45.00; 3, Abdulrahman MUSAEB Bala QAT 1:45.43; 4, Adam Kszczot POL 1:45.68; 5, Ronald Musagala UGA 1:45.87; 6, Anthony Chemut KEN 1:46.06; 7, Tamás Kazi HUN 1:46.40; 8, Amine El Manaoui MAR 1:49.08

X Beijing 2015

Final (Aug 25)

1,	David Rudisha	KEN	1:45.84	54.17/51.67
2,	Adam Kszczot	POL	1:46.08	54.34/51.74
3,	Amel Tuka	BIH	1:46.30	54.72/51.58
4,	Ferguson Cheruiyot	KEN	1:46.35	54.18/52.17
5,	Pierre-Ambroise Bosse	FRA	1:46.63	54.33/52.30
6,	Abdulrahman MUSAEB Balla	QAT	1:47.01	54.37/52.64
7,	Alfred Kipketer	KEN	1:47.66	54.47/53.19
(7,)	Nader Belhanbel	MAR	DQ	54.52/52.57 (ADr10.8) (1:47.09)

Rightful finalist: Marcin Lewandowski POL

Cheruiyot led at 200m in the final (25.06 by photo-cell) before Rudisha took control as the pace slowed. The fourth 100m section was covered in only 14.84, giving a bell time of 54.15 by photo-cell (or 54.17 by transponder). Five metres covered first to last before Rudisha increased the tempo on the last backstraight. Kszczot also accelerated and unsuccessfully attempted to overtake the Kenyan on the inside at around 550m.

The Pole continued to chase to the finish, but there was no catching Rudisha who clocked 12.08 for his last 100m. Tuka ran his own last 100m even quicker (12.02) to edge past Cheruiyot for the bronze. Defending Champion Aman would have been a finalist again, but was disqualified for obstruction in his semi-final.

First round (First 3 & 6 fastest to semi-finals) (Aug 22)

Heat 1: 1, Amos 1:47.23; 2, Gakeme 1:47.47; 3, Al-Daran 1:47.65; 4, Robin Schembera GER 1:48.04; 5, Joshua Ralph AUS 1:48.90; 6, Casimir Loxsom USA 1:48.97; 7, Khalid Benmahdi ALG 1:49.61

Heat 2: 1, Aman 1:47.87; 2, Bosse 1:47.89; 3, Murphy 1:48.08; 4, Giordano Benedetti ITA 1:48.15; 5, Jozef Repčík SVK 1:48.26; 6, Jamal Al-Hayrani QAT 1:48.96; 7, Kyle Langford GBR 1:49.78; 8, Adnan Taaes Akkar IRQ 1:54.44

Heat 3: 1, Tuka 1:46.12; 2, Rodriguez 1:46.39; 3, Sowinski 1:46.63; 4, English 1:46.69; 5, Žan Rudolf SLO 1:47.24; (3,) Belhanbel DQ (ADr10.8) (1:46.23)

Heat 4: 1, Cheruiyot 1:45.83; 2, El Manaoui 1:45.86; 3, López 1:46.06; 4, Tolokonnikov 1:46.07; 5, Lewandowski 1:46.25; 6, Kupers 1:46.70; 7, Musa Hajdari KOS 1:47.70; 8, Brice Etès MON 1:48.52

Heat 5: 1, Kszczot 1:46.62; 2, Kipketer 1:46.67; 3, Riseley 1:46.79; 4, Umar 1:47.03; 5, Abdellatif El Guesse MAR 1:47.49; 6, Andreas Almgren SWE 1:48.06; 7, Ryhardt van Rensburg RSA 1:48.61

Heat 6: 1, Rudisha 1:48.31; 2, Rotich 1:48.42; 3, Balla 1:48.59; 4, Michael Rimmer GBR 1:48.70; 5, Andreas Bube DEN 1:48.94; 6, Artur Kuciapski POL 1:49.22; 7, Cleiton Abrao BRA 1:49.79; 8, Wais Ibrahim Khairandesh AFG 1:59.51

Semi-finals (First 2 & 2 fastest to final) (Aug 23)

Heat 1: 1, Kszczot 1:44.97; 2, Kipketer 1:44.99; 3, Bosse 1:45.02; 4, Kevin López ESP 1:45.84; 5, Amine El Manaoui MAR 1:46.09; 6, Clayton Murphy USA 1:46.28; 7, Thijmen Kupers NED 1:47.74; Mohammed Aman ETH DQ (Tr17.2.2) (1:45.01)

Heat 2: 1, Rudisha 1:47.70; 2, Balla 1:47.93; 3, Nijel Amos BOT 1:47.96; 4, Konstantin Tolokonnikov RUS 1:48.32; 5, Abraham Rotich BRN 1:48.61; 6, Ali Saad Al-Daran KSA 1:48.71; 7, Antoine Gakeme BDI 1:48.86; Jeff Riseley AUS DNS

Heat 3: 1, Tuka 1:44.84; 2, Cheruiyot 1:44.85; 3, Marcin Lewandowski POL 1:45.34; 4, Mark English IRL 1:45.55; 5, Rafith Rodriguez COL 1:45.63; 6, Erik Sowinski USA 1:47.16; 7, Jena Umar ETH 1:48.68; (3,) Belhanbel DQ (ADr10.8) (1:45.28)

London 2017

Final (Aug 8)

1,	Pierre-Ambroise Bosse	FRA	1:44.67	51.39/53.28
2,	Adam Kszczot	POL	1:44.95	51.78/53.17
3,	Kipyeogon Bett	KEN	1:45.21	51.04/54.17
4,	Kyle Langford	GBR	1:45.25	51.61/53.64
5,	Nijel Amos	BOT	1:45.83	50.89/54.94
6,	Mohammed Aman	ETH	1:46.06	51.26/54.80
7,	Thiago André	BRA	1:46.30	51.05/55.25
8,	Brandon McBride	CAN	1:47.09	50.78/56.31

The final was not a vintage race, but it did produce a great surprise. As expected, McBride forced the pace, reaching 200m in 24.19, while Bett and Amos behind him bounced off each other like pinballs. McBride led from Amos at 400m in 50.76 by photo-cell (or 50.78 transponder). Bett and Amos moved by McBride at 550m but dramatically sweeping past both was Bosse with his 12.54 100m to 600m.

The Frenchman increased his lead with another sub-13 100m around the last bend, which gained another 3m over the field. It looked as if he might be reeled in, but the African challenge receded, Kszczot left his finishing effort too late and the gold went to France. Finishing faster than anyone (13.11) was Langford, who was warmly greeted by the home crowd for his unexpected fourth place. The entertaining Bosse happily reflected. "I could not understand why no-one was going past me. Even when I crossed the line I couldn't believe it."

First round (First 3 & 6 fastest to semi-finals) (Aug 5)

Heat 1: 1, Bett 1:45.76; 2, Kramer 1:45.98; 3, Windle 1:46.08; 4, Ayouni 1:46.19; 5, Andrés Arroyo PUR 1:46.46; 6, Edose Ibadin NGR 1:46.51; 7, Saud Al-Zaabi UAE 1:53.34; 8, Pyae Sone Maung MYA 2:13.38; Amine Belferrar ALG DNF

Heat 2: 1, Kupers 1:45.53; 2, McBride 1:45.69; 3, López 1:45.77; 4, Gakeme 1:45.97; 5, Langford 1:46.38; 6, Jesus López MEX 1:46.71; 7, Leandro Paris ARG 1:47.09; 8, Pol Moya AND 1:49.06

Heat 3: 1, Cheruiyot 1:45.77; 2, Harris 1:45.82; 3, Giles 1:45.86; 4, Al-Zofairi 1:46.29; 5, de Arriba 1:46.42; 6, Abdellatif El Guesse MAR 1:46.74; 7, Ryan Sanchez PUR 1:50.74; Wesam Al-Massri PLE DNS

Heat 4: 1, Korir 1:47.08; 2, Rozmys 1:47.09; 3, André 1:47.22; 4, Alex Amankwah GHA 1:47.56; 5, Marc Reuther GER 1:47.78; 6, Samir Dahmani FRA 1:48.62; 7, Peter Bol AUS 1:49.65; 8, Ahmed Bashir Farah ART 1:50.04

Heat 5: 1, Amos 1:47.10; 2, Bosse 1:47.25; 3, Kszczot 1:47.36; 4, Mostafa Smaili MAR 1:47.50; 5, Mark English IRL 1:48.01; 6, Abu Salim Mayanja UGA 1:48.11; 7, Francky Mbotto CAF 1:51.76; Mohamed Ahmed Hamada EGY DNF

Heat 6: 1, Brazier 1:45.65; 2, Aman 1:45.81; 3, Learmonth 1:45.90; 4, Lewandowski 1:46.17; 5, Amel Tuka BIH 1:46.54; 6, Astrit Kryeziu KOS 1:49.94; Daniel Andújar ESP DQ (Tr17.2.2)

Semi-finals (First 2 & 2 fastest to final) (Aug 6)

Heat 1: 1, Kszczot 1:46.24; 2, Amos 1:46.29; 3, Ferguson Cheruiyot KEN 1:46.49; 4, Isaiiah Harris USA 1:46.66; 5, Guy Learmonth GBR 1:46.75; 6, Elliot Giles GBR 1:46.95; 7, Abdesslem Ayouni TUN 1:47.39; 8, Kevin López ESP 1:47.62

Heat 2: 1, McBride 1:45.53; 2, Langford 1:45.81; 3, Marcin Lewandowski POL 1:45.93; 4, Emmanuel Korir KEN 1:46.08; 5, Drew Windle USA 1:46.33; 6, Ebrahim Al-Zofairi KUW 1:46.68; 7, Antoine Gakeme BDI 1:47.08; Thijmen Kupers NED DNS

Heat 3: 1, Bett 1:45.02; 2, Aman 1:45.40; 3, Bosse 1:45.63; 4, André 1:45.83; 5, Michał Rozmys POL 1:46.10; 6, Andreas Kramer SWE 1:46.25; 7, Donovan Brazier USA 1:46.27; 8, Álvaro de Arriba ESP 1:46.64

Doha 2019

Final (Oct 1)

1,	Donovan Brazier	USA	1:42.34	49.21/53.13
2,	Amel Tuka	BIH	1:43.47	49.89/53.58
3,	Ferguson Cheruiyot	KEN	1:43.82	50.15/53.67
4,	Bryce Hoppel	USA	1:44.25	50.41/53.84
5,	Wesley Vázquez	PUR	1:44.48	48.99/55.49
6,	Adrian Ben	ESP	1:45.58	51.56/54.02
7,	Marco Arop	CAN	1:45.78	49.89/55.89
8,	Clayton Murphy	USA	1:47.84	50.09/57.75

Botswana's Nijel Amos led the world prior to Doha with 1:41.89, but his World Championship lucklessness continued when injury struck after he arrived in Qatar. Another favourite, Korir, was eliminated in the semis. Diamond League winner Brazier was left as the fastest on paper of the finalists. The quickest qualifier in Doha was Vázquez, who survived a first lap of 48.79, behind Abdalla 48.72 (!) to win his semi in 1:43.96.

The Puerto Rican was just as courageous in the final. The stadium clocked showed him passing 200m in 23.51 and going through halfway in 48.96 (48.99 by transponder). Brazier stayed in touch, then took the lead just after 500m and strode away. Tuka was the only one able to offer a response but it took him until 700m to catch Vázquez who was still running hard. By then Brazier was near 10m up, so it did not matter that he and the Bosnian clocked exactly the same time (13.93) for their last 100m. The winner broke the 34 year-old US record of Johnny Gray, while the experienced Cheruiyot (Rotich) came through for the bronze.

First round (First 3 & 6 fastest to semi-finals) (Sep 28)

Heat 1: 1, Brazier 1:46.04; 2, Arop 1:46.12; 3, Tshite 1:46.54; 4, Andreas Kramer SWE 1:46.74; 5, Lucirio Antonio Garrido VEN 1:46.89; 6, Mariano Garcia ESP 1:49.08; 7, Luke Mathews AUS 1:50.16; 8, Min Min Zaw MYA 1:56.85

Heat 2: 1, Ngeno 1:46.07; 2, Ben 1:46.12; 3, Webb 1:46.23; 4, Kidder 1:46.29; 5, Jamal Al-Hayrani QAT 1:46.40; 6, Marc Reuther GER 1:47.31

Heat 3: 1, McBride 1:45.96; 2, Abdalla 1:46.11; 3, Bosse 1:46.14; 4, Mouad Zahafi MAR 1:46.56; 5, Peter Bol AUS 1:46.92; 6, Pol Moya AND 1:48.52; 7, Ryan Sanchez PUR 1:54.46; 8, Roberto Belo Amaral Soares TLS 2:02.43

Heat 4: 1, Cheruiyot 1:45.98; 2, Hoppel 1:46.01; 3, Ayouni 1:46.09; 4, Oussama 1:46.17; 5, Kszczot 1:46.20; 6, Mohamed Belbachir ALG 1:46.52; 7, Mark English IRL 1:47.25

Heat 5: 1, Korir 1:45.16; 2, Smaili 1:45.27; 3, Vázquez 1:45.47; 4, Hathat 1:45.67; 5, Langford 1:46.14; 6, Quamel Prince GUY 1:48.41; 7, Mohammed Al-Suleimani OMA 1:50.91; 8, Benjamin Enzema GEQ 1:51.69

Heat 6: 1, Giles 1:45.53; 2, Murphy 1:45.62; 3, Tuka 1:45.62; 4, de Arriba 1:45.67; 5, Andrés Arroyo PUR 1:46.75; 6, Edose Ibadin NGR 1:47.91; 7, Musa Hajdari KOS 1:47.98; 8, Samer Ali Saleh Al Johar JOR DQ (Tr17.5)

Semi-finals (First 2 & 2 fastest to final) (Sep 29)

Heat 1: 1, Vázquez 1:43.96; 2, Cheruiyot 1:44.20; 3, Murphy 1:44.48; 4, Ben 1:44.97; 5, Elliot Giles GBR 1:45.15; 6, Adam Kszczot POL 1:45.22; 7, Abdessalem Ayouni TUN 1:45.80; 8, Abubaker Haydar Abdalla QAT 1:46.87

Heat 2: 1, Brazier 1:44.87; 2, Arop 1:45.07; 3, Emmanuel Korir KEN 1:45.19; 4, Brannon Kidder USA 1:45.62; 5, Mostafa Smaili MAR 1:45.78; 6, Tshepo Tshite RSA 1:46.08; 7, Yassine Hathat ALG 1:46.15; 8, Jamie Webb GBR 1:48.44

Heat 3: 1, Tuka 1:45.63; 2, Hoppel 1:45.95; 3, Álvaro de Arriba ESP 1:46.09; 4, Brandon McBride CAN 1:46.21; 5, Kyle Langford GBR 1:46.41; 6, Kipngetch Ngeno KEN 1:46.61; 7, Pierre-Ambroise Bosse FRA 1:47.60; Nabil Oussama MAR DQ (Tr17.2.2)

Men's 800 Metres, continued									
National Placings									
	1	2	3	4	5	6	7	8	Points
SUI	1	-	-	-	-	-	-	-	8
BDI	-	1	-	-	-	-	-	-	7
SUD	-	1	-	-	-	-	-	-	7
DJI	-	-	1	-	-	-	-	-	6
UGA	-	-	-	1	-	-	-	-	5
BOT	-	-	-	-	1	-	-	-	4
PUR	-	-	-	-	1	-	-	-	4
ESP	-	-	-	-	-	1	-	1	4
QAT	-	-	-	-	-	1	-	-	3
URS	-	-	-	-	-	-	1	-	2
YUG	-	-	-	-	-	-	1	-	2
KSA	-	-	-	-	-	-	-	1	1
Totals	17	17	17	17	17	17	17	15	610

1500 Metres Helsinki 1983

Final (Aug 14)

- 1, Steve Cram GBR 3:41.59
- 2, Steve Scott USA 3:41.87
- 3, Saïd Aouita MAR 3:42.02
- 4, Steve Ovett GBR 3:42.34
- 5, José Abascal ESP 3:42.47
- 6, Pierre Délèze SUI 3:43.69
- 7, Andreas Busse GDR 3:43.72
- 8, Dragan Zdravković YUG 3:43.75
- 9, John Walker NZL 3:44.24; 10, Ján Kubista TCH 3:44.30; 11, Uwe Becker FRG 3:45.09; 12, Mike Boit KEN 3:46.46

A tactically perfect race by Cram continued Britain's great run of success in championship 1500m races of the 80s. One of the best quality fields of the championships set off at a pace slower than the women's final (400m: 64.98, 800m: 2:07.73). World leader Aouita bolted ahead at 1000m and Cram responded to follow the Moroccan into the last lap. The favourite, Scott, was also in close contention but world record holder Ovett was boxed.

Cram went past Aouita with 200m remaining and led from the Moroccan into the finishing straight with Scott third. Running wide, the American moved into second and, for an instant, looked as if he would overtake Cram. Aouita also continued to run strongly. But they could gain little on the long-striding Briton who was able to cross the line with fists clenched in triumph. Ovett, who ran the last 300m quicker than anyone else, just fell short of catching Aouita for the bronze.

"I think the reason for the slow race was the fact that most of the front runners had been knocked out in the semi-finals," concluded the winner, whose preparation for the championships had been limited by injury. "This race went perfectly for me."

First round (First 4 & 8 fastest to semi-finals) (Aug 12)

Heat 1: 1, Délèze 3:42.28; 2, Maree 3:43.13; 3, Becker 3:43.18; 4, Flynn 3:43.27; 5, João Campos POR 3:43.44; 6, Kipkoech Cheruiyot KEN 3:43.58; 7, Nikolay Kirov URS 3:43.77; 8, Jan Persson SWE 3:43.83; 9, Dave Reid CAN 3:45.08; 10, Mohamed Neji Henkiri TUN 3:45.90; 11, Jama Aden SOM 3:46.87; 12, Tisbite Rakotoarisoa MAD 3:52.91; 13, Luis Munguia NCA 4:02.06

Heat 2: 1, Cram 3:40.17; 2, Aouita 3:40.39; 3, O'Mara 3:40.53; 4, Walker 3:40.67; 5, Kurek 3:40.96; 6, Hjorth 3:41.29; 7, Peter Wirz SUI 3:41.69; 8, Philippe Dien FRA 3:43.15; 9, Spyros Spyrou GRE 3:43.94; 10, Paul Rugut KEN 3:46.00; 11, Jimmy Igohe TAN 3:48.58; 12, Charlie Oliver SOL 4:18.24; Mehdi Aidet ALG DNS

Heat 3: 1, Busse 3:38.65; 2, Ovett 3:39.00; 3, Zdravković 3:39.18; 4, Kubista 3:39.20; 5, Byers 3:39.41; 6, Stevens 3:39.77; 7, Mei 3:39.93; 8, González 3:41.29; 9, Pascal Thiébaud FRA 3:41.51; 10, Amar Brahmia ALG 3:42.75; 11, Omer Khalifa SUD 3:48.23; 12, John Chappory GIB 3:56.92; 13, Jean Marie Viann Rudasingwa RWA 3:57.49

Heat 4: 1, Scott 3:37.87; 2, Abascal 3:38.06; 3, Patrignani 3:38.35; 4, Williamson 3:38.99; 5, Morceli 3:39.77; 6, Németh 3:39.93; 7, Boit 3:40.06; 8, Antti Loikkanen FIN 3:44.47; 9, Sermet Timurlen TUR 3:46.74; 10, Mohammed Darwish IRQ 3:50.04; 11, Ibrahim Malallah QAT 3:52.05; 12, Masini Situ-Mbanza COD 4:06.44; 13, Sekou Camara GUI 4:08.46

Semi-finals (First 4 & 4 fastest to final) (Aug 13)

Heat 1: 1, Scott 3:36.43; 2, Aouita 3:36.43; 3, Kubista 3:37.12; 4, Becker 3:37.27; 5, Busse 3:37.54; 6, José Luis González ESP 3:38.77; 7, Niels Kim Hjorth DEN 3:39.75; 8, Abderrahmane Morceli ALG 3:39.88; 9, Stefano Mei ITA 3:41.78; 10, Graham Williamson GBR 3:45.84; 11, Frank O'Mara IRL 3:47.10; Robert Nemeth AUT DNF

Heat 2: 1, Cram 3:35.77; 2, Ovett 3:36.26; 3, Abascal 3:36.35; 4, Délèze 3:36.37; 5, Walker 3:36.52; 6, Zdravković 3:37.31; 7, Boit 3:37.75; 8, Claudio Patrignani ITA 3:38.36; 9, Sydney Maree USA 3:38.65; 10, Piotr Kurek POL 3:39.54; 11, Ray Flynn IRL 3:40.26; 12, Eddy Stevens BEL 3:42.63; 13, Tom Byers USA 3:43.97

800 METRES

Multiple Medallists:

4	Yuriy Borzakovskiy	RUS	03-2, 05-2, 07-3, 11-3
3	Billy Konchellah Wilson Kipketer	KEN DEN	87-1, 91-1, 93-3 95-1, 97-1, 99-1
2	José Luiz Barbosa Djabir Saïd-Guerni Mbulaeli Mulaudzi Alfred Kirwa Yego David Rudisha Adam Kszczot Amel Tuka	BRA ALG RSA KEN KEN POL BIH	87-3, 91-2 99-3, 03-1 03-3, 09-1 07-1, 09-2 11-1, 15-1 15-2, 17-2 15-3, 19-2

Most Finals:

5	Borzakovskiy		03-2, 05-2, 07-3, 09-4, 11-3
---	--------------	--	------------------------------

Most Appearances:

7	Khadevis Robinson	USA	99-5h1, 01-5h3, 03-8s1, 05-8s1, 07-4s1, 09-5s2, 11-5s1
---	-------------------	-----	--

National Placings:

	1	2	3	4	5	6	7	8	Points
KEN	6	2	4	5	2	2	5	-	135
USA	1	1	2	1	3	4	-	4	60
POL	-	2	1	3	1	1	-	1	43
RSA	1	1	1	-	1	1	2	1	33
RUS	-	2	2	1	-	-	-	-	31
DEN	3	-	-	1	-	-	-	-	29
GBR	-	1	-	3	1	-	-	2	28
BRA	-	1	2	-	-	1	1	1	25
GER	1	-	-	1	1	-	1	1	20
ALG	1	-	1	-	1	-	-	-	18
FRA	1	-	-	-	1	1	1	-	17
BRN	1	-	1	-	-	-	1	-	16
ITA	-	1	-	-	1	1	1	-	16
CAN	-	1	-	-	-	1	1	2	14
BIH	-	1	1	-	-	-	-	-	13
MAR	-	-	-	-	2	1	1	-	13
ETH	1	-	-	-	-	1	-	1	12
CUB	-	1	-	1	-	-	-	-	12
NED	-	1	-	-	-	1	1	-	12
NOR	-	-	1	-	1	-	-	-	10

Rome 1987

Final (Sep 6)

1,	Abdi Bile	SOM	3:36.80
2,	José Luis González	ESP	3:38.03
3,	Jim Spivey	USA	3:38.82
4,	Joseph Chesire	KEN	3:39.36
5,	Omer Khalifa	SUD	3:39.81
6,	Jens-Peter Herold	GDR	3:40.14
7,	Mike Hillardt	AUS	3:40.23
8,	Steve Cram	GBR	3:41.19
9,	Han Kulker NED	3:42.16	
10,	Rémy Geoffroy FRA	3:43.02	
11,	Kipkoech Cheruiyot KEN	3:44.54	
12,	Steve Scott USA	3:45.92	

After another slow start to a world championship final, (400m: 63.46), Cram and Chesire speeded things up. With 450m remaining, the Briton made his bid to retain his title. He was unable to shake off González or Bile, who had set an impressive championship record in the semi-finals. The Somali passed Cram on the final bend and sprinted away for a handsome victory. The defending champion was also overtaken by González, before fading to jog across the line in eighth place.

The intermediate times showed the brilliance of Bile's finish. He ran the last 1000m in 2:16.6 and the last 800m in 1:46.6. The winner, one of 15 children, was the reigning US Collegiate Champion.

First round (First 6 & 6 fastest to semi-finals) (Sep 3)

Heat 1: 1, Khalifa 3:41.93; 2, Cram 3:42.05; 3, Rono 3:42.26; 4, Scott 3:42.43; 5, Geoffroy 3:42.45; 6, Hillardt 3:42.79; 7, Peter Wirz SUI 3:43.00; 8, Ray Flynn IRL 3:43.06; 9, Andres Vera ESP 3:43.24; 10, Dave Campbell CAN 3:43.80; 11, Dieudonné Kwizéra BDI 3:44.36; 12, Manuel Balmaceda CHI 3:49.52; Ari Suhonen FIN DNS

Heat 2: 1, Bile 3:38.05; 2, Herold 3:38.10; 3, Crabb 3:38.11; 4, Bourke 3:38.18; 5, O'Sullivan 3:38.20; 6, Baumann 3:38.31; 7, Guldberg 3:38.67; 8, Chesire 3:38.71; 9, Benito 3:38.90; 10, Öztürk 3:40.38; 11, Aragon 3:40.82; 12, Getayan Ayana ETH 3:42.29; 13, Mohamed Abdullah UAE 3:51.04

Heat 3: 1, Cheruiyot 3:40.22; 2, González 3:40.28; 3, Kulker 3:40.32; 4, Spivey 3:40.48; 5, Becker 3:40.63; 6, Masunov 3:40.68; 7, Silva 3:40.99; 8, Adrian Passey GBR 3:41.44; 9, Markus Hacksteiner SUI 3:42.04; 10, Pat Scammell AUS 3:44.93; 11, Gerard O'Reilly IRL 3:45.77; 12, Johnny Kroon SWE 3:49.06; Moctar El MTN DNF

Semi-finals (First 5 & 2 fastest to final) (Sep 4)

Heat 1: 1, Bile 3:35.67; 2, González 3:35.68; 3, Cram 3:35.78; 4, Chesire 3:35.82; 5, Scott 3:35.91; 6, Kulker 3:36.08; 7, Geoffroy 3:37.47; 8, Leonid Masunov URS 3:38.24; 9, Peter Bourke AUS 3:38.42; 10, Chuck Aragon USA 3:39.45; 11, Zeki Öztürk TUR 3:42.17; 12, Dieter Baumann FRG 3:47.71

Heat 2: 1, Herold 3:40.57; 2, Spivey 3:40.63; 3, Cheruiyot 3:40.64; 4, Khalifa 3:40.79; 5, Hillardt 3:40.95; 6, Mario Silva POR 3:41.12; 7, Marcus O'Sullivan IRL 3:41.24; 8, Teófilo Benito ESP 3:41.89; 9, Steve Crabb GBR 3:42.12; 10, Uwe Becker FRG 3:43.73; 11, Peter Rono KEN 3:44.76; 12, Mogens Guldberg DEN 3:50.79

Tokyo 1991

Final (Sep 1)

1,	Noureddine Morceli	ALG	3:32.84
2,	Wilfred Kirochi	KEN	3:34.84
3,	Hauke Fuhlbrügge	GER	3:35.28
4,	Jens-Peter Herold	GER	3:35.37
5,	Fermín Cacho	ESP	3:35.62
6,	Mario Silva	POR	3:35.76
7,	David Kibet	KEN	3:36.03
8,	Gennaro Di Napoli	ITA	3:36.56
9,	Mohammed Suleiman QAT	3:38.12	
10,	Matthew Yates GBR	3:38.71	
11,	Saïd Aouita MAR	3:39.49	
12,	Simon Doyle AUS	3:41.54	

Morceli, whose older brother Abderrahmane was eliminated in the 1983 heats, started as favourite. Unbeaten all year, he had taken the world indoor title and clocked times of 3:31.00 and 3:31.01. Kibet set a reasonable pace for the first kilometre, closely followed by the confident Algerian. The reigning 5000m champion, Aouita, was also prominent before fading in the last lap.

Morceli took the lead just before the bell and accelerated dramatically to win by 15m in a championship record. His final lap took just 51.55 and was one of the fastest ever finishes to a race won in 3:32.

"I am not tired, because I am used to running fast." said Morceli.

"Aouita has been the athlete of the eighties, I will be that of the nineties." Kirochi, who beat Morceli for the world junior title three years earlier, was second, while the bronze went to Fuhlbrügge. Another German, Herold, would have placed third in the race had he not eased up before the line to celebrate.

First round (Aug 29) (First 6 & 6 fastest to semi-finals)

Heat 1: 1, Morceli 3:43.45; 2, Benito 3:43.88; 3, Aouita 3:43.93; 4, Rono 3:44.37; 5, Scammell 3:44.60; 6, Svensson 3:44.66; 7, Cram 3:44.69; 8, Karol Dudij POL 3:44.89; 9, Mbigyani Thee BOT 3:45.04; 10, Edgar de Oliveira BRA 3:45.59; 11, Alex Geissbuhler SUI 3:46.38; 12, Terrance Herrington USA 3:47.28; 13, Dale Jones ANT 3:55.41; 14, Lucas Elonga GEQ 4:31.24; Abdi Bile SOM DNS. *Cram advanced to semi-finals on protest*

Heat 2: 1, Herold 3:41.21; 2, González 3:41.48; 3, Doyle 3:41.50; 4, Thiébaud 3:41.50; 5, Kirochi 3:41.64; 6, Tirelli 3:41.77; 7, Guldberg 3:42.00; 8, Melnikov 3:42.15; 9, Zeki Öztürk TUR 3:42.86; 10, Luis Núñez DOM 3:48.54; 11, Fabian Franco GIB 4:03.94; Daoude Kassougue MTN, Han Kulker NED & Jim Spivey USA DNS

Heat 3: 1, Kibet 3:38.07; 2, El Basir 3:38.29; 3, Cacho 3:38.31; 4, Silva 3:38.37; 5, Di Napoli 3:38.63; 6, Fuhlbrügge 3:38.65; 7, Suleiman 3:38.89; 8, Yates 3:39.30; 9, Okuyama 3:40.35; 10, N'Tyamba 3:41.05; 11, Alemayehu Roba ETH 3:42.76; 12, José López VEN 3:45.61; 13, Luis Martínez GUA 3:46.39; Joe Falcon USA DNS

Semi-finals (Aug 31) (First 5 & 2 fastest to final)

Heat 1: 1, Morceli 3:39.90; 2, Kirochi 3:40.73; 3, Cacho 3:40.83; 4, Di Napoli 3:40.84; 5, Silva 3:40.94; 6, Yates 3:41.24; 7, Fuhlbrügge 3:41.41; 8, Peter Rono KEN 3:41.76; 9, Rachid El Basir MAR 3:42.89; 10, Mikael Svensson SWE 3:43.69; 11, João N'Tyamba ANG 3:44.64; 12, Pat Scammell AUS 3:45.17

Heat 2: 1, Herold 3:41.23; 2, Aouita 3:41.45; 3, Suleiman 3:41.48; 4, Doyle 3:41.52; 5, Kibet 3:41.54; 6, Teófilo Benito ESP 3:41.61; 7, Steve Cram GBR 3:41.67; 8, José Luis González ESP 3:41.71; 9, Davide Tirelli ITA 3:43.08; 10, Mogens Guldberg DEN 3:44.34; 11, Sergey Melnikov URS 3:44.62; 12, Pascal Thiébaud FRA 3:45.18; 13, Mitsuhiro Okuyama JPN 3:49.96

Stuttgart 1993

Final (Aug 22)

1,	Noureddine Morceli	ALG	3:34.24
2,	Fermín Cacho	ESP	3:35.56
3,	Abdi Bile	SOM	3:35.96
4,	Mohammed Suleiman	QAT	3:36.87
5,	Jim Spivey	USA	3:37.42
6,	Matthew Yates	GBR	3:37.61
7,	Rashid El Basir	MAR	3:37.68
8,	Mohammed Taki	MAR	3:37.76
9,	Simon Doyle AUS	3:38.04	
10,	Rudiger Stenzel GER	3:38.66	
11,	Manuel Pancorbo ESP	3:39.68	
12,	Gennaro Di Napoli ITA	3:47.38	

Morceli, the world record holder at 3:28.86, was anxious to make amends for his disappointing seventh place in the Barcelona Olympic final. In the first semi-final he faced the only other men to have won this title, Bile and Cram. He won from the Somali while Cram went out, as he did at the same stage in Tokyo.

After several changes in the lead over the first lap, Taki settled in front with splits of 60.85 and 1:59.32. Morceli made his move at precisely the same point as in Tokyo two years earlier. Just as in 1991, no-one could live with the Algerian's last lap. This time he clocked 50.64 for the last 400m (37.83 last 300m). The silver went to Olympic Champion Cacho ahead of Bile, who was added to the semi-final after a fall in his heat which was not his fault.

First round (First 5 & 4 fastest to semi-finals) (Aug 19)

Heat 1: 1, Cacho 3:39.36; 2, Di Napoli 3:39.41; 3, Taki 3:39.57; 4, Doyle 3:39.61; 5, Chesire 3:39.97; 6, Sullivan 3:40.43; 7, Loginov 3:40.84; 8, Edgar de Oliveira BRA 3:41.88; 9, Johan Landsman RSA 3:43.05; 10, Carlos Mairena NCA 3:54.21; 11, Gop Bahadur Adgikari NEP 3:54.47

Heat 2: 1, Yates 3:42.64; 2, Suleiman 3:42.75; 3, Silva 3:42.81; 4, Kibet 3:42.98; 5, Rakipov 3:43.05; 6, Isaac Viciosa ESP 3:43.61; 7, Michael Busch GER 3:44.03; 8, Bill Burke USA 3:44.03; 9, Keiruan Tawai VAN 4:04.77; 10, Naseer Ismail MDV 4:12.11; Davide Tirelli ITA DNS

Heat 3: 1, Morceli 3:37.84; 2, Impens 3:38.87; 3, Cram 3:38.98; 4, Birir 3:39.03; 5, Zorko 3:39.20; 6, Herrington 3:39.35; 7, Zeki Öztürk TUR 3:41.58; 8, Hamid Sajadi IRI 3:41.66; 9, Jens-Peter Herold GER 3:50.64; 10, Juan José Tapia PAN 3:52.44; 11, Ali Khazaal LBN 4:02.62

Heat 4: 1, Pancorbo 3:39.91; 2, El Basir 3:40.01; 3, Bruton 3:40.08; 4, Spivey 3:40.08; 5, Niyongabo 3:40.18; 6, Stenzel 3:40.30; 7, Bile 3:41.05; 8, Ovidiu Olteanu ROU 3:47.62; 9, Andrey Bulkovskiy UKR 3:50.02; 10, Mohamed Al Halaki YEM 3:50.44; 11, Dale Jones ANT 3:54.91. *Bile advanced to semi-finals on protest*

Semi-finals (First 5 & 2 fastest to final) (Aug 20)

Heat 1: 1, Cacho 3:41.66; 2, Yates 3:42.06; 3, Suleiman 3:42.12; 4, Stenzel 3:42.29; 5, El Basir 3:42.48; 6, Mario Silva POR 3:42.85; 7, Christophe Impens BEL 3:42.85; 8, Branko Zorko CRO 3:43.12; 9, Jonah Birir KEN 3:43.79; 10, David Kibet KEN 3:44.92; 11, Azat Rakipov BLR 3:45.46; 12, Terrance Herrington USA 3:46.64
Heat 2: 1, Morceli 3:40.07; 2, Bile 3:40.65; 3, Di Napoli 3:41.06; 4, Doyle 3:41.06; 5, Spivey 3:41.15; 6, Taki 3:41.26; 7, Pancorbo 3:41.56; 8, Andrey Loginov RUS 3:42.11; 9, Vénuste Niyongabo BDI 3:42.34; 10, Joseph Chesire KEN 3:42.37; 11, Niall Bruton IRL 3:42.43; 12, Kevin Sullivan CAN 3:42.48; 13, Steve Cram GBR 3:42.63

Gothenburg 1995**Final (Aug 13)**

1,	Noureddine Morceli	ALG	3:33.73
2,	Hicham El Guerrouj	MAR	3:35.28
3,	Vénuste Niyongabo	BDI	3:35.56
4,	Rachid El Basir	MAR	3:35.96
5,	Kevin Sullivan	CAN	3:36.73
6,	Kader Chékhémani	FRA	3:36.90
7,	Mohammed Suleiman	QAT	3:36.96
8,	Fermín Cacho	ESP	3:37.02

9, Gary Lough GBR 3:37.59; 10, Paul McMullen USA 3:38.23; 11, Niall Bruton IRL 3:39.15; 12, Isaac Viciosa ESP 3:41.12

Another scorching final lap, this time in 51.28, brought Morceli his third consecutive title at the front of an African medal sweep.

McMullen, the American champion, led through the first lap in 57.43. Niyongabo – considered a threat to Morceli – edged in front briefly at 800m (1:59.69) before making a break with 500m to go. He was shadowed by Morceli, who himself hit the front approaching the bell and flew away with a 25.2 200m split between 1100m and 1300m. He built up a lead of 10m by the finish, where he slowed to blow kisses to the head-on camera. El Guerrouj caught Niyongabo in the last 40m.

First round (First 5 & 4 fastest to semi-finals) (Aug 10)

Heat 1: 1, Hakimi 3:48.40; 2, Niyongabo 3:48.58; 3, Benfarès 3:48.64; 4, Mayock 3:48.65; 5, McMullen 3:48.70; 6, Branko Zorko CRO 3:48.83; 7, Abdi Bile SOM 3:48.86; 8, Jens-Peter Herold GER 3:49.24; 9, Jonah Birir KEN 3:49.26; 10, Mateo Cañellas ESP 3:49.71; 11, Xandru Grech MLT 3:54.96

Heat 2: 1, Morceli 3:42.58; 2, Cacho 3:43.05; 3, Chesang 3:43.26; 4, El Basir 3:43.29; 5, Sullivan 3:43.41; 6, Kevin McKay GBR 3:43.87; 7, Brian Hyde USA 3:44.03; 8, Martin Johns NZL 3:45.10; 9, Luis Jesus POR 3:46.43; 10, José López VEN 3:46.81; 11, Werner Edler-Muhr AUT 3:47.06

Heat 3: 1, Seddiki 3:38.24; 2, Lough 3:38.62; 3, Dubus 3:38.80; 4, Achon 3:39.04; 5, Bruton 3:39.27; 6, Cruz 3:39.47; 7, Impens 3:40.37; 8, Rüdiger Stenzel GER 3:40.65; 9, Ovidiu Olteanu ROU 3:43.20; 10, Nioka Pululu COD 4:02.68; Ahmed Warsama QAT DNS

Heat 4: 1, El Guerrouj 3:38.93; 2, Suleiman 3:39.06; 3, Shabunin 3:39.21; 4, Chékhémani 3:39.34; 5, Herrington 3:39.40; 6, Viciosa 3:39.42; 7, Andersen 3:40.50; 8, Passmore Furusa ZIM 3:41.01; 9, Edgar de Oliveira BRA 3:41.74; 10, Sammy Mutai KEN 3:44.57; 11, Selwyn Kole SOL 4:05.07

Semi-finals (First 5 & 2 fastest to final) (Aug 11)

Heat 1: 1, Morceli 3:38.37; 2, Bruton 3:39.00; 3, Chékhémani 3:39.08; 4, Sullivan 3:39.23; 5, Cacho 3:39.35; 6, Ali Hakimi TUN 3:39.40; 7, Eric Dubus FRA 3:39.73; 8, Terrance Herrington USA 3:39.96; 9, John Mayock GBR 3:40.20; 10, Christophe Impens BEL 3:44.86; 11, Azzeddine Seddiki MAR 3:46.84 (fell); Joaquim Cruz BRA DNS

Heat 2: 1, El Guerrouj 3:37.47; 2, Niyongabo 3:37.62; 3, Suleiman 3:37.78; 4, Lough 3:37.78; 5, El Basir 3:37.96; 6, Viciosa 3:38.03; 7, McMullen 3:38.54; 8, Vyacheslav Shabunin RUS 3:38.61; 9, Julius Achon UGA 3:39.87; 10, Reuben Chesang KEN 3:40.63; 11, Samir Benfarès FRA 3:43.19; 12, Robert Andersen DEN 3:46.41

Athens 1997**Final (Aug 6)**

1,	Hicham El Guerrouj	MAR	3:35.83
2,	Fermín Cacho	ESP	3:36.63
3,	Reyes Estévez	ESP	3:37.26
4,	Noureddine Morceli	ALG	3:37.37
5,	Ali Hakimi	TUN	3:37.51
6,	Mohammed Suleiman	QAT	3:37.53
7,	Graham Hood	CAN	3:37.55
8,	Robert Andersen	DEN	3:37.66

9, John Mayock GBR 3:38.67; 10, Rüdiger Stenzel GER 3:38.82; 11, Laban Rotich KEN 3:41.27; 12, Nadir Bosch FRA 3:48.35

Seeking a fourth world title, Morceli came away without a medal, pipped at the post for bronze by young Estévez. The race marked the moment when El Guerrouj, who had fallen in the previous year's Olympic final, took over the mantle of world's leading 1500m runner. The early pace was slow (2:02.04 at 800m) but the Moroccan's speed over the final 600m was impressive. Five metres up at the bell (2:43.35) he reached 1200m in 2:55.63 and completed the last 400 in 52.48 and 800 in 1:48.9. The 1992 Olympic Champion Cacho, always highly competitive when medals were at stake, moved into second on the last turn and was unexpectedly joined on the podium by his compatriot Estévez. Morceli's poor form was understandable as he was in mourning for an elder brother, killed in a road accident the week before.

First round (First 5 & 4 fastest to semi-finals) (Aug 3)

Heat 1: 1, Morceli 3:37.26; 2, Zadorozhnyi 3:37.28; 3, Mayock 3:37.37; 4, Sullivan 3:37.42; 5, Bruton 3:37.57; 6, Travassos 3:37.70; 7, Chebili 3:37.75; 8, Julius Achon UGA 3:38.21; 9, John Kibweno KEN 3:41.69; 10, Balázs Tölgyesi HUN 3:44.16; 11, Alexis Sharangabo RWA 3:44.95

Heat 2: 1, Stenzel 3:40.17; 2, McKay 3:40.25; 3, Maazouzi 3:40.39; 4, Viciosa 3:40.41; 5, Rotich 3:40.43; 6, Vyacheslav Shabunin RUS 3:40.46; 7, Kader Chékhémani FRA 3:41.02; 8, Ibrahim Aden SOM 3:41.23; 9, Ali Saidi-Sief ALG 3:41.48; 10, Mohammed Yagoub SUD 3:41.54; 11, José López VEN 3:42.83

Heat 3: 1, Estévez 3:36.20; 2, Sediki 3:36.40; 3, Suleiman 3:36.64; 4, Hood 3:36.69; 5, Holman 3:36.75; 6, Andersen 3:36.77; 7, Zorko 3:37.99; 8, Alexandru Vasile ROU 3:39.01; 9, Luis Feiteira POR 3:45.37; 10, Scott Petersen AUS 3:50.65; 11, Brent Butler GUM 3:58.29

Heat 4: 1, El Guerrouj 3:36.72; 2, Cacho 3:37.16; 3, Hakimi 3:37.43; 4, Bosch 3:37.45; 5, Di Napoli 3:37.50; 6, Ahmed Krama ALG 3:38.02; 7, Matt Yates GBR 3:38.34; 8, Piotr Rostkowski POL 3:39.52; 9, Jason Pyrah USA 3:40.17; 10, Panayiotis Papoulias GRE 3:40.30; 11, Shane Healy IRL 3:50.64

Semi-finals (First 5 & 2 fastest to final) (Aug 4)

Heat 1: 1, El Guerrouj 3:38.92; 2, Suleiman 3:39.15; 3, Hakimi 3:39.50; 4, Stenzel 3:39.62; 5, Mayock 3:39.69; 6, Kevin Sullivan CAN 3:39.84; 7, Steve Holman USA 3:39.97; 8, Branko Zorko CRO 3:41.63; 9, Saïd Chebili FRA 3:41.95; 10, Antonio Travassos POR 3:42.01; 11, Niall Bruton IRL 3:47.51; Isaac Viciosa ESP DNF

Heat 2: 1, Morceli 3:38.82; 2, Estévez 3:38.86; 3, Cacho 3:38.86; 4, Andersen 3:38.92; 5, Rotich 3:38.92; 6, Bosch 3:39.01; 7, Hood 3:39.13; 8, Gennaro Di Napoli ITA 3:39.45; 9, Driss Maazouzi MAR 3:39.99; 10, Azzeddine Sediki MAR 3:40.15; 11, Kevin McKay GBR 3:40.21; 12, Andrey Zadorozhnyi RUS 3:42.61

Seville 1999**Final (Aug 24)**

1,	Hicham El Guerrouj	MAR	3:27.65
2,	Noah Ngeny	KEN	3:28.73
3,	Reyes Estévez	ESP	3:30.57
4,	Fermín Cacho	ESP	3:31.34
5,	Andrés Díaz	ESP	3:31.83
6,	Laban Rotich	KEN	3:33.32
7,	David Lelei	KEN	3:33.82
8,	Driss Maazouzi	FRA	3:34.02

9, Steve Holman USA 3:34.32; 10, Graham Hood CAN 3:35.35; 11, Adil Kaouch MAR 3:47.05; Noureddine Morceli ALG DNF

No one had ever before broken 3:32 in a World Championship or Olympic 1500m, but in this fabulous race two Africans and three Spaniards did so as El Guerrouj produced what was then the fifth quickest ever time of 3:27.65, slowing down to blow kisses to the crowd before the finish after slaughtering the opposition. To the dismay of the big-kicking Spanish trio, who would have liked a slow race, El Guerrouj's team-mate Kaouch sped through 400m in 54.31 and 800m in 1:52.15 with El Guerrouj hitting the front some 50m later to pass the bell in 2:33.78. Ngeny was overtaken at that point by Estévez, but regained second place 200m later. By then El Guerrouj (2:46.79 at 1200 following a 54.4 third lap) was away and flying, covering the last lap in 53.87.

"This guy is incredible," gasped Seb Coe, a particularly expert onlooker. "He made the others look ordinary and they are far from that." Ngeny – destined for Olympic glory in Sydney – trimmed his Commonwealth record to 3:28.73 and Estévez ran his fastest time to take bronze. Three-time champion Morceli dropped out at the bell after fading from medal contention.

First round (First 6 & 6 fastest to Semi-finals) (Aug 21)

Heat 1: 1, El Guerrouj 3:35.63; 2, Cacho 3:36.43; 3, Rotich 3:36.72; 4, Maazouzi 3:36.84; 5, Hakimi 3:37.25; 6, Mayock 3:37.29; 7, Stenzel 3:37.31; 8, Hood 3:37.39; 9, Krumpalacker 3:37.85; 10, Aboab 3:38.40; 11, Vyacheslav Shabunin RUS 3:39.70; 12, Zigmund Zilbershtein GEO 3:52.76; 13, Liam Byrne GIB 4:00.60

Heat 2: 1, Estévez 3:41.24; 2, Saïdi-Sief 3:41.34; 3, Lelei 3:41.40; 4, Kaouch 3:41.51; 5, Liefers 3:41.53; 6, Silva 3:41.60; 7, Vénuste Niyongabo BDI 3:41.87; 8, Dirk Heinze GER 3:43.44; 9, Nadir Bosch FRA 3:44.46; 10, Kiyoharu Sato JPN 3:45.72; 11, Youssef Baba MAR 3:48.08; 12, Seneca Lassiter USA 3:48.29; 13, Primo Higa SOL 4:17.46

Heat 3: 1, Ngeny 3:37.41; 2, Morceli 3:37.63; 3, Díaz 3:37.68; 4, Chékhémani 3:37.74; 5, Holman 3:37.75; 6, Achon 3:37.97; 7, Koers 3:38.04; 8, Salah El Ghazi MAR 3:40.31; 9, Hamish Christensen NZL 3:41.11; 10, Kevin Sullivan CAN 3:43.49; 11, Francis Munthali MAW 3:49.97; 12, Bashar Ibrahim KUW 3:50.28; 13, Giuseppe D'Urso ITA 3:50.71; (8,) Aden DQ (ADr10.1) 3:38.10

Semi-finals (First 5 & 2 fastest to final) (Aug 22)

Heat 1: 1, El Guerrouj 3:37.34; 2, Cacho 3:37.88; 3, Estévez 3:38.16; 4, Rotich 3:38.20; 5, Maazouzi 3:38.32; 6, David Krummenacker USA 3:39.19; 7, Ali Hakimi TUN 3:39.27; 8, Rüdiger Stenzel GER 3:39.87; 9, Marko Koers NED 3:40.15; 10, Ali Saïdi-Sief ALG 3:40.63; 11, Miloud Abaoub ALG 3:43.21; (6,) Mohamed Ibrahim Aden SOM DQ (ADr10.1) (3:38.57)

Heat 2: 1, Ngeny 3:36.13; 2, Díaz 3:36.33; 3, Kaouch 3:36.62; 4, Lelei 3:36.81; 5, Hood 3:37.23; 6, Morceli 3:37.32; 7, Holman 3:37.52; 8, Abdelkader Chékhémani FRA 3:37.77; 9, Julius Achon UGA 3:37.82; 10, Rui Silva POR 3:50.85 (fell); John Mayock GBR & Gert-Jan Liefers NED DNF (both fell)

Edmonton 2001

Final (Aug 12)

1,	Hicham El Guerrouj	MAR	3:30.68
2,	Bernard Lagat	KEN	3:31.10
3,	Driss Maazouzi	FRA	3:31.54
4,	William Chirchir	KEN	3:31.91
5,	Reyes Estévez	ESP	3:32.34
6,	José Redolat	ESP	3:34.29
7,	Rui Silva	POR	3:35.74
8,	Abdelkader Hachlaf	MAR	3:36.54

9, Gert-Jan Liefers NED 3:36.99; 10, Paul McMullen USA 3:39.35; 11, Adil Kaouch MAR 3:48.45; 12, Mehdi Baala FRA 3:55.36

In 2000, El Guerrouj was shockingly beaten to Olympic gold by Noah Ngeny, his first defeat since 1996. The Kenyan was absent from Edmonton and the Moroccan had resumed a winning streak. He confirmed his form by running the third lap of his semi-final in 53.24. In the final, El Guerrouj led initially, but he was simply waiting for Kaouch to take over and maintain a fast pace as he had done in the 1999 final. The younger Moroccan reached the lap markers in 55.41 and 1:53.69, at which point the field were strung out in single file. El Guerrouj then took over and stretched away convincingly. Lagat and Chirchir followed before Maazouzi moved through to split the Kenyans.

Former World Junior Champion Kaouch jogged home in 11th place. For the second successive championships, he had sacrificed his own chances.

First round (First 6 & 6 fastest to semi-finals) (Aug 9)

Heat 1: 1, Guerrouj 3:36.97; 2, Baala 3:38.18; 3, Rotich 3:38.37; 4, Zegeye 3:38.48; 5, McMullen 3:38.48; 6, Kaouch 3:38.49; 7, Hood 3:38.99; 8, Mayock 3:39.24; 9, Alexis Sharangabo RWA 3:42.72; 10, James Nolan IRL 3:42.84; 11, José Luis Ebatela Nvó GEQ 4:08.01; 12, Benson Korimara KIR 4:51.36; Andrés Díaz ESP DNF

Heat 2: 1, Redolat 3:36.24; 2, Lagat 3:36.49; 3, Hachlaf 3:36.62; 4, Khaldi 3:36.92; 5, Liefers 3:37.37; 6, Whiteman 3:37.75; 7, Chébilil 3:37.99; 8, Souza 3:38.03; 9, Philipp 3:39.20; 10, Luis Feiteira POR 3:41.63; 11, Gabe Jennings USA 3:46.07; 12, Christian Thielen LUX 3:54.20; 13, Pedro Jiménez HON 4:22.09

Heat 3: 1, Estévez 3:38.97; 2, Maazouzi 3:38.44; 3, Chirchir 3:38.69; 4, Baba 3:38.72; 5, Silva 3:38.74; 6, Sullivan 3:38.76; 7, Mottram 3:39.10; 8, Julius Achon UGA 3:39.57; 9, Wolfram Müller GER 3:39.95; 10, Andy Graffin GBR 3:40.44; 11, Seneca Lassiter USA 3:44.50; 12, Víctor Martínez AND 3:52.29

Semi-finals (First 6 to final) (Aug 10)

Heat 1: 1, Lagat 3:35.82; 2, Kaouch 3:36.01; 3, Silva 3:36.07; 4, Baala 3:36.15; 5, Estévez 3:36.46; 6, Liefers 3:36.64; 7, Anthony Whiteman GBR 3:36.77; 8, Hudson de Souza BRA 3:37.13; 9, Peter Philipp SUI 3:39.66; 10, Mohammed Khaldi ALG 3:40.38; 11, Graham Hood CAN 3:40.52; 12, Youssef Baba MAR 3:44.90

Heat 2: 1, Guerrouj 3:39.54; 2, Redolat 3:39.75; 3, Hachlaf 3:40.16; 4, Chirchir 3:40.23; 5, Maazouzi 3:40.26; 6, McMullen 3:40.57; 7, Laban Rotich KEN 3:41.09; 8, Daniel Zegeye ETH 3:42.15; 9, Kevin Sullivan CAN 3:42.30; 10, John Mayock GBR 3:42.63; 11, Craig Mottram AUS 3:43.21; 12, Saïd Chébilil FRA 3:43.58

X

Paris 2003

Final (Aug 27)

1,	Hicham El Guerrouj	MAR	3:31.77
2,	Mehdi Baala	FRA	3:32.31

3,	Ivan Heshko	UKR	3:33.17
4,	Paul Korir	KEN	3:33.47
5,	Rui Silva	POR	3:33.68
6,	Reyes Estévez	ESP	3:33.84
7,	Gert-Jan Liefers	NED	3:33.99
8,	Vyacheslav Shabunin	RUS	3:34.37

9, Isaac Songok KEN 3:34.99; 10, Roberto Parra ESP 3:35.02; 11, Juan Carlos Higuero ESP 3:38.49; (8,) Fouad Chouki FRA DQ (ADr10.1) (3:34.05)

Rightful finalist: Michael East GBR

Hicham El Guerrouj won a fourth title, this time without any help from unofficial pacemakers. In fact it was the Moroccan who wore down the opposition with a quickening tempo after moving to the front himself just before 700m. Baala was the only one to keep in close touch with the world record holder who covered the third lap in 54.99. At the bell Estévez and Chouki looked clear in third and fourth places.

El Guerrouj ran the six 100m segments from 700m progressively quicker, from 14.2 to 13.2 down the last backstraight. Yet Baala remained within striking distance while his compatriot Chouki moved into third spot. However, the French could not close the gap on the Moroccan, who clocked 53.90 for his last lap in comparison with Baala's 55.3. Meanwhile Chouki faded from third to eighth in the last 100m as Heshko stormed through from sixth place to claim the bronze. The French number two was later disqualified for a doping violation.

First round (First 2 & 8 fastest to semi-finals) (Aug 28)

Heat 1: 1, Blincoe 3:47.26; 2, Baala 3:47.26; 3, Estévez 3:47.56; 4, Lunn 3:47.62; 5, Liefers 3:47.81; 6, Boukensa 3:47.88; 7, Abdi 3:48.65; 8, Pisarev 3:50.89; 9, Francis Munthali MAW 3:51.61

Heat 2: 1, Guerrouj 3:42.24; 2, de Souza 3:42.51; 3, Korir 3:42.55; 4, Heshko 3:42.96; 5, Obrist 3:43.01; 6, Higuero 3:43.01; 7, Sullivan 3:43.27; 8, Sneberger 3:43.27; 9, Atta Miran PAK 3:51.34

Heat 3: 1, Silva 3:41.35; 2, Songok 3:41.55; 3, Parra 3:41.57; 4, East 3:41.61; 5, Shabunin 3:41.63; 6, Turnbull 3:41.84; 7, Leenaerts 3:42.71; 8, Neil Weare GUM 3:56.64; 9, Yahye Abdi Gurre SOM 4:10.42; (6,) Chouki DQ (ADr10.1) (3:41.67)

Semi-finals (First 5 & 2 fastest to final) (Aug 25)

Heat 1: 1, Guerrouj 3:38.25; 2, Silva 3:38.37; 3, Heshko 3:38.43; 4, Parra 3:38.51; 5, Shabunin 3:38.60; 6, Liefers 3:38.61; 7, Songok 3:39.84; 8, Youcef Abdi AUS 3:40.13; 9, Christian Obrist ITA 3:41.88; 10, Gareth Turnbull IRL 3:42.01; 11, Kevin Sullivan CAN 3:42.33; Valeriy Pisarev KGZ DNS

Heat 2: 1, Baala 3:39.73; 2, Korir 3:40.08; 3, Higuero 3:40.29; 4, Estévez 3:40.75; 5, Michael East GBR 3:40.87; 6, Hudson de Souza BRA 3:41.12; 7, Tarek Boukensa ALG 3:41.33; 8, Adrian Blincoe NZL 3:41.53; 9, Jason Lunn USA 3:41.71; 10, Michal Sneberger CZE 3:42.25; 11, Bert Leenaerts BEL 3:43.02; (4,) Chouki DQ (ADr10.1) (3:40.64)

Helsinki 2005

Final (Aug 10)

1,	Rashid Ramzi	BRN	3:37.88
2,	Adil Kaouch	MAR	3:38.00
3,	Rui Silva	POR	3:38.02
4,	Ivan Heshko	UKR	3:38.71
5,	Arturo Casado	ESP	3:39.45
6,	Juan Carlos Higuero	ESP	3:40.34
7,	Alex Kipchirchir	KEN	3:40.43
8,	Tarek Boukensa	ALG	3:41.01

9, Alan Webb USA 3:41.04; 10, Dahame Najem Bashir QAT 3:43.48; 11, Reyes Estévez ESP 3:46.65; 12, Yassine Bensghir MAR 3:50.19

The first heat saw Paris runner-up Baala outkick Boukensa 3:36.56 to 3:36.70, with a full 10 men qualifying for the next round. One of the favourites, Daniel Kipchirchir Komen, let himself be lulled by a slow pace in heat two, and missed qualifying by one place and 0.04. Ramzi, another favourite, and clearly in good form, could barely restrain himself as he ran 3:38.32 in the final heat. Kaouch won the first semi-final, the slowest for 12 years, in 3:40.51, with Nick Willis (NZL) and Baala the most notable of the eliminated. Webb pushed the pace in the other semi, as he had done in the first round, reaching 800m in 1:55.67, before Ramzi took over at the bell and again won by more than a second in 3:34.69.

The final was a tactical race, with Estévez – contesting his fifth final – leading the field for two laps (2:03.78), before Webb surged through the next 100m in 12.3. The American led at the bell (2:43.69) before Ramzi went by, reaching 1200m in 2:57.52 after a 53.5 lap.

Ramzi continued at the same rate with Heshko and Kaouch in hot pursuit. The Ukrainian faded in the finishing straight as Silva finished fastest of all with a 13.3 split for his last 100, compared with Ramzi 13.9 and Kaouch 13.7. The Bahraini's combination of speed and strength gave him a well-deserved victory. The four-time champion Hicham El Guerrouj, for whom Kaouch had paced in Seville and Edmonton, had effectively retired after winning Olympic gold in 2004.

First round (First 5 & 9 fastest to semi-finals) (Aug 6)

Heat 1: 1, Baala 3:36.56; 2, Boukensa 3:36.70; 3, Kipchirchir 3:36.74; 4, Sullivan 3:36.80; 5, East 3:36.84; 6, Webb 3:36.84; 7, Benschir 3:37.11; 8, Higuero 3:37.40; 9, Jansen 3:39.43; 10, Blincoe 3:39.54; 11, Jonas Hamm FIN 3:43.20; 12, Ahmed Mohamed Abdullahi DJI 3:50.92; 13, Fumikazu Kobayashi JPN 3:51.76

Heat 2: 1, Casado 3:41.64; 2, Kaouch 3:41.75; 3, Lukezic 3:41.80; 4, Silva 3:41.83; 5, Bashir 3:41.88; 6, Daniel Kipchirchir Komen KEN 3:41.91; 7, Mounir Yemmouni FRA 3:42.39; 8, Anter Zerguelaine ALG 3:43.02; 9, Belal Mansoor Ali BRN 3:43.15; 10, Hudson de Souza BRA 3:43.18; 11, Nick McCormick GBR 3:44.40; 12, Mulugeta Wondimu ETH 3:44.42; Samuel Mwera TAN DNS

Heat 3: 1, Ramzi 3:38.32; 2, Heshko 3:39.84; 3, Willis 3:39.89; 4, Estévez 3:39.93; 5, Geneti 3:39.94; 6, Baba 3:39.96; 7, Myers 3:40.16; 8, Brannen 3:40.69; 9, Cronje 3:41.43; 10, Augustine Choge KEN 3:41.70; 11, James Nolan IRL 3:42.53; 12, Armen Asyran ARM 4:03.21

Semi-finals (First 5 & 2 fastest to final) (Aug 8)

Heat 1: 1, Kaouch 3:40.51; 2, Casado 3:40.61; 3, Kipchirchir 3:40.68; 4, Silva 3:40.72; 5, Estévez 3:40.73; 6, Nick Willis NZL 3:40.87; 7, Kevin Sullivan CAN 3:41.00; 8, Mehdi Baala FRA 3:41.34; 9, Youssef Baba MAR 3:42.12; 10, Rob Myers USA 3:42.38; 11, Johan Cronje RSA 3:42.77; 12, Markos Geneti ETH 3:42.80

Heat 2: 1, Ramzi 3:34.69; 2, Webb 3:36.07; 3, Boukensa 3:36.14; 4, Bashir 3:36.38; 5, Heshko 3:36.60; 6, Higuero 3:36.65; 7, Benschir 3:36.76; 8, Chris Lukezic USA 3:37.20; 9, Adrian Blincoe NZL 3:38.20; 10, Nate Brannen CAN 3:39.37; 11, Michael East GBR 3:40.27; 12, Joeri Jansen BEL 3:44.88

Osaka 2007

Final (Aug 29)

1,	Bernard Lagat	USA	3:34.77
2,	Rashid Ramzi	BRN	3:35.00
3,	Shedrack Korir	KEN	3:35.04
4,	Asbel Kiprop	KEN	3:35.24
5,	Tarek Boukensa	ALG	3:35.26
6,	Anter Zerguelaine	ALG	3:35.29
7,	Arturo Casado	ESP	3:35.62
8,	Alan Webb	USA	3:35.69

9, Andy Baddeley GBR 3:35.95; 10, Nick Willis NZL 3:36.13; 11, Belal Mansoor Ali BRN 3:36.44; 12, Sergio Gallardo ESP 3:37.03; 13, Juan Carlos Higuero ESP 3:38.43; 14, Youssef Baba MAR 3:38.78

Defending champion Ramzi did not race at all in 2007 before Osaka because of a lingering foot injury, but he qualified comfortably from the heat and won the second semi-final. The first semi featured a dramatic finish when two men fell as a consequence of pushing by 2003 silver medallist Baala, who originally qualified for the final but was disqualified.

The world leader Webb set the pace in the final, passing 400 in 58.63. Eighteen year-old Kiprop moved from last at 600m to first at 800m (1:58.08). Kiprop still led at the bell (2:41.51), with Webb, Lagat and Korir poised for the kill and Ramzi nearby but boxed in. Kiprop held off the challengers all the way till the last 60m, when Korir came up to his shoulder, and almost simultaneously Lagat came past. In his wake was Ramzi, who edged past Korir in the last few metres to take silver. Lagat – who was representing the USA for the first time at a championships – won his country's first global gold at 1500m since 1908.

First round (First 6 & 6 fastest to semi-finals) (Aug 25)

Heat 1: 1, Kiprop 3:40.65; 2, Webb 3:40.73; 3, Higuero 3:40.93; 4, Baba 3:40.96; 5, Zerguelaine 3:40.97; 6, Sullivan 3:41.39; 7, Shaween 3:41.58; 8, Ivan Heshko UKR 3:42.08; 9, Javier Carriqueo ARG 3:42.20; 10, Mounir Yemmouni FRA 3:42.68; 11, Hudson de Souza BRA 3:43.37; 12, Ansu Sowe GAM 3:50.77; 13, Sevak Yeghikyan ARM 4:00.61

Heat 2: 1, Baala 3:38.65; 2, Ramzi 3:38.72; 3, Moustouai 3:39.54; 4, Korir 3:39.55; 5, Baddeley 3:39.60; 6, Gallardo 3:39.92; 7, Willis 3:40.18; 8, Barrios 3:41.05; 9, Kobayashi 3:41.19; 10, Moradi 3:41.49; 11, Deresse Mekonnen ETH 3:43.15; 12, Kamal Boulahfane ALG 3:43.88; 13, Leonel Manzano USA 3:45.97; 14, Saysana Bannavong LAO 4:19.80

Heat 3: 1, Casado 3:41.33; 2, Gebremehdin 3:41.43; 3, Lagat 3:41.68; 4, Boukensa 3:41.71; 5, Obrist 3:41.74; 6, Ali 3:41.87; 7, Komen 3:41.96; 8, Abdalaati

Igider MAR 3:43.25; 9, Mark Fountain AUS 3:43.51; 10, Byron Piedra ECU 3:45.59; 11, Gareth Hyett NZL 3:45.70; 12, Chauncy Master MAW 3:55.18; 13, Hem Bunting CAM 4:08.31; 14, Serdar Nurmyradov TKM 4:10.42

Semi-finals (First 5 & 2 fastest to final) (Aug 27)

Heat 1: 1, Lagat 3:42.39; 2, Boukensa 3:42.88; 3, Kiprop 3:42.99; 4, Baddeley 3:43.03; 5, Willis 3:43.34; 6, Mohamed Moustouai MAR 3:43.39; 7, Mekonnen Gebremehdin ETH 3:43.41; 8, Higuero 3:44.15; 9, Sajad Moradi IRI 3:46.21; 10, Daniel Kipchirchir Komen KEN 4:02.95; 11, Baba 4:16.23; Mehdi Baala FRA DQ (Tr17.2.2) (3:43.01). *Higuero & Baba advanced to final after being impeded by Baala*

Heat 2: 1, Ramzi 3:40.53; 2, Zerguelaine 3:40.79; 3, Casado 3:40.83; 4, Ali 3:41.01; 5, Webb 3:41.08; 6, Gallardo 3:41.14; 7, Korir 3:41.15; 8, Juan Luis Barrios MEX 3:41.17; 9, Kevin Sullivan CAN 3:41.27; 10, Christian Obrist ITA 3:42.93; 11, Fumikazu Kobayashi JPN 3:43.64; 12, Mohammed Othman Shaween KSA 3:44.54

Berlin 2009

Final (Aug 19)

1,	Yusuf Saad Kamel	BRN	3:35.93
2,	Deresse Mekonnen	ETH	3:36.01
3,	Bernard Lagat	USA	3:36.20
4,	Asbel Kiprop	KEN	3:36.47
5,	Augustine Choge	KEN	3:36.53
6,	Mohamed Moustouai	MAR	3:36.57
7,	Mehdi Baala	FRA	3:36.99
8,	Lopez Lomong	USA	3:37.62

9, Belal Mansoor Ali BRN 3:37.72; 10, Amine Laâlou MAR 3:37.83; 11, Abdalaati Igider MAR 3:38.35; 12, Leonel Manzano USA 3:40.05

The final included three Moroccan and three United States representatives, and two from Kenya and Bahrain, though Kenyan-born athletes numbered six in all. After 100m, defending champion Lagat found himself in the lead, and as the pace inevitably slowed, Choge took over. The Kenyan led the field through laps of 58.54 and 61.64. Choge still led approaching the bell, but the pace had done nothing to test the kickers, and Mekonnen (2:44.02 at 1100m) and Moustouai quickly went ahead with Kamel and Lagat just behind them and Kiprop at the back of the field. Mekonnen withstood a challenge from Moustouai and led into the finishing straight with nine men in contention. Meanwhile Kiprop made up much ground but was having to run in lane three as the field rounded the last bend.

Suddenly Kamel sprung from the pack and smoothly sprinted past four men in quick succession. He won by half a metre with Lagat a metre back and Kiprop – with far too much to do in the finishing straight – fourth a further two metres behind. His last lap (51.6) was the quickest of the race. For the Bahrain athlete it was the third gold medal in the family, his father Billy Konchellah having won the 800m in 1987-91. Lagat completed his medal collection in the event, having won gold in 2007 and silver in 2001.

First round (First 5 & 4 fastest to semi-finals) (Aug 15)

Heat 1: 1, Baala 3:42.77; 2, Manzano 3:42.87; 3, Igider 3:42.88; 4, Riseley 3:43.03; 5, Ali 3:43.06; 6, Arturo Casado ESP 3:43.21; 7, Mekonnen Gebremehdin ETH 3:43.22; 8, Christian Obrist ITA 3:43.41; 9, Hais Welda ERI 3:43.84; 10, Goran Nava SRB 3:44.13; 11, Mohamed Othman Shahween KSA 3:49.03; 12, Chauncy Master MAW 3:50.73; 13, Abdallah Nanou MTN 4:09.77; Boampouguini Djigban TOG DNF

Heat 2: 1, Kiprop 3:41.42; 2, Lagat 3:41.60; 3, Higuero 3:41.77; 4, Silva 3:41.98; 5, van der Westhuizen 3:42.33; 6, Anter Zerguelaine ALG 3:42.37; 7, Thomas Chamney IRL 3:42.54; 8, Tom Lancashire GBR 3:42.68; 9, Carsten Schlagen GER 3:44.00; 10, Ryan Gregson AUS 3:44.79; 11, Abdallah Abdelgader SUD 3:47.78; 12, Byron Piedra ECU 3:49.60; 13, Bunting Hem CAM 4:08.64; 14, Benjamin Enzema GEQ 4:13.17

Heat 3: 1, Choge 3:44.73; 2, Laâlou 3:44.75; 3, Lomong 3:44.89; 4, Baddeley 3:45.23; 5, Legesse 3:45.63; 6, Tarek Boukensa ALG 3:45.65; 7, Kristof van Malderen BEL 3:46.03; 8, Yoann Kowal FRA 3:46.42; 9, Johan Cronje RSA 3:46.45; 10, Jeremy Roff AUS 3:47.08; 11, Mohamad Al-Garni QAT 3:50.55; 12, Álvaro Vásquez NCA 3:55.06; 13, Antoine Berlin MON 4:27.52

Heat 4: 1, Mekonnen 3:37.04; 2, Keitany 3:37.13; 3, Brewer 3:37.17; 4, Moustouai 3:37.34; 5, Kamel 3:37.59; 6, Estévez 3:38.23; 7, Brannen 3:38.35; 8, Ulrey 3:38.86; 9, Makhloufi 3:40.04; 10, Stefan Eberhardt GER 3:40.05; 11, Mounir Yemmouni FRA 3:42.06; 12, Tiidrek Nurme EST 3:43.73; 13, Victor Martínez AND 4:02.10

Semi-finals (First 5 & 2 fastest to final) (Aug 17)

Heat 1: 1, Laâlou 3:36.68; 2, Lomong 3:36.75; 3, Lagat 3:36.86; 4, Kamel 3:36.87; 5, Baala 3:37.07; 6, James Brewer GBR 3:37.27; 7, Juan Carlos Higuero ESP

3:37.33; 8, Henok Legesse ETH 3:37.79; 9, Nate Brannen CAN 3:38.97; 10, Peter van der Westhuizen RSA 3:40.00; 11, Rui Silva POR 3:41.30

Heat 2: 1, Kiproop 3:36.24; 2, Manzano 3:36.29; 3, Choge 3:36.43; 4, Mekonnen 3:36.86; 5, Ali 3:36.87; 6, Moustouai 3:36.94; 7, Iguider 3:37.19; 8, Reyes Estévez ESP 3:37.55; 9, Taoufik Makhloufi ALG 3:37.87; 10, Jeff Riseley AUS 3:38.00; 11, Andy Baddeley GBR 3:38.23; 12, Dorian Ulrey USA 3:39.33

Daegu 2011

Final (Sep 3)

1,	Asbel Kiproop	KEN	3:35.69
2,	Silas Kiplagat	KEN	3:35.92
3,	Matthew Centrowitz	USA	3:36.08
4,	Manuel Olmedo	ESP	3:36.33
5,	Abdalaati Iguider	MAR	3:36.56
6,	Mohamed Moustouai	MAR	3:36.80
7,	Mekonnen Gebremedhin	ETH	3:36.81
8,	Eduard Villanueva	VEN	3:37.31
9,	Mehdi Baala	FRA	3:37.46; 10, Ciarán Ó Lionáird
11,	Tarek Boukensa	ALG	3:38.05; 12, Nick Willis
12,	Nick Willis	NZL	3:38.69

The two favourites were Kenyan Champion Kiplagat and Olympic Champion Kiproop. The Kenyan number three Komen was the fastest in the first round with 3:38.54, but was found wanting in the semi-finals, when his tempo running (57.08/1:55.88) was easily covered by the field. Kiproop won that race in 3:36.75, with Willis the seventh and final qualifier in 3:37.39. Centrowitz was the surprising winner of the other semi-final, won in a tortuously slow 3:46.66.

Willis was a reluctant leader in the final, passing through the first two laps in 2:01.71. Kiproop then went to the front, increasing the pace without surging. At the bell, Kiproop (2:44.24) led from Gebremedhin and Kiplagat. Kiproop was overtaken by Kiplagat just before 1200m (2:57.01), but slid back in front on the inside with 250m to go. The tall Kenyan never looked like being overtaken by his teammate. Finishing faster than either Kenyan was Centrowitz, the son of 1976 Olympian Matt Centrowitz, who moved from fifth to third in the last 100m to complete a final circuit of 51.4. For Kiproop it was not just a personal triumph, but the first world title in this event for a Kenyan representing Kenya.

First round (First 6 & 6 fastest to semi-finals) (Aug 30)

Heat 1: 1, Komen 3:38.54; 2, Willis 3:39.24; 3, Kowal 3:39.33 (3:39.324); 4, Ruiz 3:39.33 (3:39.329); 5, Moustouai 3:39.35; 6, Centrowitz 3:39.46; 7, Wijekoon 3:39.61; 8, Gregson 3:40.01; 9, Alemayehu 3:41.08; 10, James Shane GBR 3:41.17; 11, Shin Sang-Min KOR 3:55.02; Mohamed Othman Shahween KSA DQ (ADr10.8) DNF

Heat 2: 1, Kiproop 3:41.22; 2, Gebremedhin 3:41.28; 3, Iguider 3:41.41; 4, Olmedo 3:41.78; 5, Boukensa 3:41.87; 6, Villanueva 3:41.89; 7, Jeff Riseley AUS 3:42.22; 8, Andrew Wheatling USA 3:42.68; 9, Dmitrijs Jurkēvičs LAT 3:42.69; 10, Jeroen D'Hoedt BEL 3:45.54; 11, Charles Delys PYF 3:51.36; 12, Baala 4:13.10; 13, Ribeiro Pinto de Carvalho TLS 4:30.56. *Baala advanced to semi-finals on appeal after claiming he had been disadvantaged*

Heat 3: 1, Laâlou 3:39.86; 2, Mekonnen 3:40.08; 3, Kiplagat 3:40.13; 4, Makhloufi 3:40.15; 5, Kamel 3:40.27; 6, Lionáird 3:40.41; 7, Higuero 3:40.71; 8, Manzano 3:40.77; 9, Martinson 3:40.98; 10, Andreas Vojta AUT 3:41.34; 11, Hamza Driouch QAT 3:42.09; 12, Nabil Mohammed Al-Garbi YEM 3:50.17; 13, Florian Carvalho FRA 3:53.88

Semi-finals (First 5 & 2 fastest to final) (Sep 1)

Heat 1: 1, Centrowitz 3:46.66; 2, Gebremedhin 3:46.71; 3, Kiplagat 3:46.75; 4, Baala 3:46.87; 5, Iguider 3:46.89; 6, Yusuf Saad Kamel BRN 3:47.18; 7, Amine Laâlou MAR 3:47.65; 8, Ryan Gregson AUS 3:47.89; 9, Geoffrey Martinson CAN 3:48.83; 10, Diego Ruiz ESP 3:49.26; 11, Taoufik Makhloufi ALG 3:50.86; 12, Zebene Alemayehu ETH 3:51.19

Heat 2: 1, Kiproop 3:36.75; 2, Boukensa 3:36.84; 3, Moustouai 3:36.87; 4, Olmedo 3:36.91; 5, Villanueva 3:36.96 (3:36.954); 6, Ó Lionáird 3:36.96 (3:36.960); 7, Willis 3:37.39; 8, Yoann Kowal FRA 3:37.44; 9, Daniel Kipchirchir Komen KEN 3:37.58; 10, Juan Carlos Higuero ESP 3:37.92; 11, Deresse Mekonnen ETH 3:44.65; 12, Chaminda Indika Wijekoon SRI 3:44.81; 13, Leonel Manzano USA 3:47.98

Moscow 2013

Final (Aug 18)

1,	Asbel Kiproop	KEN	3:36.28
2,	Matthew Centrowitz	USA	3:36.78
3,	Johan Cronje	RSA	3:36.83

4,	Nixon Chepseba	KEN	3:36.87
5,	Tesfaye Homiyu	GER	3:37.03
6,	Silas Kiplagat	KEN	3:37.11
7,	Mekonnen Gebremedhin	ETH	3:37.21
8,	Henrik Ingebrigtsen	NOR	3:37.52
9,	Mohamed Moustouai	MAR	3:38.08; 10, Nate Brannen
11,	Florian Carvalho	FRA	3:39.17; 12, Chris O'Hare
12,	Chris O'Hare	GBR	3:46.04

The reigning champion and favourite Kiproop won the slow tactical first semi-final. The second heat, which was 10 seconds quicker at the bell, saw the elimination of five big names including world mile leader Souleiman and Olympic bronze medallist Iguider.

Kiproop led the final for the first lap (59.79 by transponder), then Chepseba took over, reaching 800m in 1:59.35. At this point, he held a lead of 7-8 metres from Kiproop and a seemingly mesmerised field. Chepseba pushed the pace in the third lap, passing the bell in 2:42.76 with Kiproop and his followers now within touching distance. The lead was maintained by Chepseba until the finishing straight where Kiproop effortlessly flowed away with a transponder-timed 12.52 last 100m. He won by four metres from 2011 bronze medallist Centrowitz. Cronje crept up on the inside to pip Chepseba for the bronze. "It felt much more comfortable than two years ago," said the winner.

First round (First 6 & 6 fastest to semi-finals) (Aug 14)

Heat 1: 1, Kiproop 3:38.15; 2, Iguider 3:38.41; 3, Lomong 3:38.48; 4, Souleiman 3:38.63; 5, Carvalho 3:38.70; 6, Ingebrigtsen 3:38.78; 7, Wote 3:38.89; 8, Smirnov 3:39.21; 9, Willis 3:39.83; 10, Mohamed Al-Garni QAT 3:40.01; 11, David Bustos ESP 3:41.69; 12, Mamadou Barry GUI 4:16.38; 13, Thinley Tenzin BHU 4:24.54

Heat 2: 1, Kiplagat 3:39.31; 2, Manzano 3:39.39; 3, Özbilen 3:39.73; 4, Cronje 3:39.95; 5, Schlangen 3:40.31; 6, Maazouzi 3:40.76; 7, Zebene Alemayehu ETH 3:41.28; 8, Andreas Vojta AUT 3:41.51; 9, Imed Hamed Noor KSA 3:41.68; 10, Simon Denissel FRA 3:42.06; 11, Omar Mohamed Abdi SOM 4:00.00; Imad Touil ALG DNS

Heat 3: 1, Chepseba 3:38.37; 2, Brannen 3:38.49; 3, Gebremedhin 3:38.55; 4, Birgen 3:38.60; 5, Centrowitz 3:38.62; 6, Homiyu 3:38.66; 7, Tahri 3:38.82; 8, O'Hare 3:38.86; 9, Moustouai 3:39.20; 10, Pieter-Jan Hannes BEL 3:40.39; 11, Flavio Siholhe MOZ 3:53.18; 12, Nabil Mohammed Al-Garbi YEM 3:59.95; 13, Omar Bachir NIG 4:00.18

Semi-finals (First 5 & 2 fastest to final) (Aug 16)

Heat 1: 1, Kiproop 3:43.30; 2, Kiplagat 3:43.52; 3, Gebremedhin 3:43.54; 4, O'Hare 3:43.58; 5, Cronje 3:43.71; 6, Lopez Lomong USA 3:43.79; 7, Nick Willis NZL 3:43.80; 8, Leo Manzano USA 3:44.00; 9, Bouabdellah Tahri FRA 3:44.24; 10, Carsten Schlangen GER 3:44.44; 11, Zakaria Maazouzi MAR 3:45.54; 12, Valentin Smirnov RUS 3:46.03

Heat 2: 1, Chepseba 3:35.88; 2, Centrowitz 3:35.95; 3, Moustouai 3:36.12; 4, Carvalho 3:36.26; 5, Ingebrigtsen 3:36.33; 6, Homiyu 3:36.51; 7, Brannen 3:36.59; 8, Aman Wote ETH 3:36.94; 9, Ilham Tanui Özbilen TUR 3:37.07; 10, Bethwel Birgen KEN 3:37.34; 11, Ayanleh Souleiman DJI 3:37.69; 12, Abdelaati Iguider MAR 3:44.36

Beijing 2015

Final (Aug 30)

1,	Asbel Kiproop	KEN	3:34.40
2,	Elijah Manangoi	KEN	3:34.63
3,	Abdelaati Iguider	MAR	3:34.67
4,	Taoufik Makhloufi	ALG	3:34.76
5,	Silas Kiplagat	KEN	3:34.81
6,	Nick Willis	NZL	3:35.46
7,	Timothy Cheruiyot	KEN	3:36.05
8,	Matthew Centrowitz	USA	3:36.13
9,	Charlie Grice	GBR	3:36.21; 10, Leo Manzano
11,	Robby Andrews	USA	3:38.29; Aman Wote
12,	Aman Wote	ETH	DNF

Just six nations were represented in the final which featured four Kenyans and three Americans. The Kenyans ran a team race, with Manangoi leading for most of the first lap (photo-cell 59.14), succeeded by Cheruiyot, who took the field through 800m in a photo-cell 1:58.52. Kiproop, the favourite, moved up from last to eighth after two laps. At the bell Centrowitz with Manangoi stopped the photo-cell clock at 2:42.17, while Kiproop was still lagging near the back of the pack.

Olympic Champion Makhloufi sped to the front with 300m to go. This thinned out the field and enabled Kiproop to easily pick off those ahead. The Algerian led into the straight, but was threatened by Iguider, and the now flying Kiproop. The defending champion went to

the front with 30m remaining and won by 2m from the fast-closing Manangoi, with Iguider edging the exhausted Makhloufi for third. Kiprof's last lap of 51.53 was much the fastest of the field. "I never panic in the race," admitted the winner. "I knew what to do and what I was trained for."

First round (First 6 & 6 fastest to semi-finals) (Aug 27)

Heat 1: 1, Manangoi 3:42.57; 2, Makhloufi 3:42.72; 3, Centrowitz 3:43.17; 4, Grice 3:43.21; 5, Cronje 3:43.29; 6, Ryan Gregson AUS 3:43.54; 7, Jakub Holuša CZE 3:43.66; 8, Henrik Ingebrigtsen NOR 3:43.97; 9, Youssouf Hiss Bachir DJI 3:44.48; 10, Dawit Wolde ETH 3:44.90; 11, Benson Seurei BRN 3:45.70; 12, Adel Mechaal ESP 3:46.05; 13, Awwad Al-Sharafat JOR 4:07.72; (5), Benschir DQ (ADr10.1) (3:43.22)

Heat 2: 1, Kiprof 3:38.97; 2, Wote 3:39.05; 3, Manzano 3:39.22; 4, Hannes 3:39.31; 5, Amdouni 3:39.38; 6, Matthews 3:39.55; 7, Philibert-Thiboutot 3:39.72; 8, Fouad El Kaam MAR 3:40.12; 9, Dumisani Hlasele RSA 3:40.25; 10, Ronald Musagala UGA 3:42.12; 11, Victor José Corrales ESP 3:44.76; 12, Salim Keddar ALG 3:44.81; Ayanleh Souleiman DJI DNF

Heat 3: 1, Kiplagat 3:38.13; 2, Iguider 3:38.14; 3, Willis 3:38.27; 4, Özbilen 3:38.28; 5, O'Hare 3:38.43; 6, Cheruiyot 3:38.50; 7, Andrews 3:38.52; 8, Gebremedhin 3:38.66; 9, Mouhyadin 3:38.66; 10, Bustos 3:38.75; 11, Díaz 3:39.75; 12, Yassine Hathat ALG 3:40.16; 13, Hélio Gomes POR 3:46.32; 14, Erick Rodriguez NCA 3:49.64

Semi-finals (First 5 & 2 fastest to final) (Aug 28)

Heat 1: 1, Kiprof 3:43.48; 2, Willis 3:43.57; 3, Kiplagat 3:43.64; 4, Centrowitz 3:43.97; 5, Manzano 3:44.28; 6, Mekonnen Gebremedhin ETH 3:44.31; 7, Chris O'Hare GBR 3:44.36; 8, Pieter-Jan Hannes BEL 3:44.38; 9, İlham Tanui Özbilen TUR 3:45.70; 10, Abdi Waiss Mouhyadin DJI 3:46.82; 11, Carlos Diaz CHI 3:47.48; (9), Yassine Benschir MAR DQ (ADr10.1) (3:44.95)

Heat 2: 1, Manangoi 3:35.00; 2, Makhloufi 3:35.05; 3, Iguider 3:35.20; 4, Grice 3:35.58; 5, Cheruiyot 3:35.74; 6, Andrews 3:35.88; 7, Wote 3:35.97; 8, Johan Cronje RSA 3:36.59; 9, Mourad Amdouni FRA 3:37.79; 10, Charles Philibert-Thiboutot CAN 3:39.62; 11, Julian Matthews NZL 3:40.45; 12, David Bustos ESP 3:42.48

X London 2017

Final (Aug 13)

1,	Elijah Manangoi	KEN	3:33.61
2,	Timothy Cheruiyot	KEN	3:33.99
3,	Filip Ingebrigtsen	NOR	3:34.53
4,	Adel Mechaal	ESP	3:34.71
5,	Jakub Holuša	CZE	3:34.89
6,	Marcin Lewandowski	POL	3:36.02
7,	Nick Willis	NZL	3:36.82
8,	Asbel Kiprof	KEN	3:37.24
9,	Johnny Gregorek USA 3:37.56; 10, Fouad El Kaam MAR 3:37.72; 11, Chris O'Hare GBR 3:38.28; (6), Sadik Mikhou BRN DQ (ARADr10.8) (3:35.81)		

Rightful finalist: Abdelaati Iguider MAR

Cheruiyot and Manangoi were in front for the entire race, and for a while a Kenyan sweep looked possible. Kiprof took closer order on the second lap and the three were 8m up at 800m (Cheruiyot 1:57.55 cell / 1:57.59 transponder). Surprisingly, the defending champion then fell back on the third lap as Ingebrigtsen and Mechaal gained ground while contesting third place.

In the straight, Manangoi finally edged in front for victory with a 13.08 last 100m. Mechaal (13.78) ran a marginally quicker finishing straight than Ingebrigtsen, but the Norwegian held on for a hard-fought bronze. Holuša ran a blistering 12.71 for his last 100m, substantially quicker than anyone else at any point in the race, but not enough to get among the much slower-finishing men contesting the medals. He'd earlier lost vital ground at 800m as the others forged on.

The biomechanical analysis concluded that Manangoi appeared to have performed like a cyclist, "drafting" behind his compatriot for most of the race, before sprinting ahead at the finish.

First round (First 6 & 6 fastest to semi-finals) (Aug 10)

Heat 1: 1, Manangoi 3:45.93; 2, Kiprof 3:45.96; 3, Benitz 3:46.01; 4, Iguider 3:46.03; 5, Lewandowski 3:46.06; 6, Williamsz 3:46.11; 7, Mahiedine Mekhissi-Benabbad FRA 3:46.17; 8, Samuel Tefera ETH 3:46.22; 9, David Torrence PER 3:46.39; 10, Ayanleh Souleiman DJI 3:46.64; 11, Josh Kerr GBR 3:47.30; 12, Abderrahmane Anou ALG 3:47.38; 13, David Bustos ESP 3:47.52; 14, Matthew Centrowitz USA 3:48.34; Thiago André BRA DNS

Heat 2: 1, Mikhou 3:42.12; 2, Holuša 3:42.31; 3, O'Hare 3:42.53; 4, Musagala 3:42.75; 5, Willis 3:42.75; 6, Andrews 3:43.03; 7, Kwemoui 3:43.10; 8, Federico Bruno ARG 3:43.16; 9, Ryan Gregson AUS 3:43.28; 10, Marc Alcalá ESP 3:43.28; 11, Benjamin Enzema GEQ 3:48.39; 12, Dominic Lokinyomo Lobalu ART 3:52.78;

13, Douma 3:55.36; Brahim Akachab MAR & Regasa Chala ETH DNS. *Douma advanced to semi-finals by Jury of Appeal, after accidentally falling in the finishing straight while in a qualifying position*

Heat 3: 1, Mathews 3:38.19; 2, Cheruiyot 3:38.41; 3, Ingebrigtsen 3:38.46; 4, Wightman 3:38.50; 5, Tesfaye 3:38.57; 6, Mechaal 3:38.99; 7, El Kaam 3:39.33; 8, Gregorek 3:39.62; 9, Berglund 3:39.62; 10, Seurei 3:39.77; 11, Rozmys 3:40.28; 12, Ismael Dejjani BEL 3:43.71; 13, Harvey Dixon GIB 3:44.03; 14, Erick Rodriguez NCA 3:52.35; Taresa Tolosa ETH DNF

Semi-finals (First 5 & 2 fastest to final) (Aug 11)

Heat 1: 1, Manangoi 3:40.10; 2, Kiprof 3:40.14; 3, Ingebrigtsen 3:40.23; 4, Mikhou 3:40.52; 5, Mechaal 3:40.60; 6, Abdelaati Iguider MAR 3:40.76; 7, Luke Mathews AUS 3:40.91; 8, Jake Wightman GBR 3:41.79; 9, Ronald Musagala UGA 3:42.01; 10, Michał Rozmys POL 3:42.94; 11, Timo Benitz GER 3:44.38; Robby Andrews USA DNF

Heat 2: 1, Holuša 3:38.05; 2, Cheruiyot 3:38.24; 3, Lewandowski 3:38.32; 4, O'Hare 3:38.59; 5, El Kaam 3:38.64; 6, Willis 3:38.68; 7, Gregorek 3:38.68; 8, Jordan Williamsz AUS 3:38.93; 9, Ronald Kwemoui KEN 3:39.47; 10, Homiyu Tesfaye GER 3:39.72; 11, Kalle Berglund SWE 3:40.05; 12, Benson Seurei BRN 3:40.96; 13, Richard Douma NED 3:47.74

Doha 2019

Final (Oct 6)

1,	Timothy Cheruiyot	KEN	3:29.26
2,	Taoufik Makhloufi	ALG	3:31.38
3,	Marcin Lewandowski	POL	3:31.46
4,	Jakob Ingebrigtsen	NOR	3:31.70
5,	Jake Wightman	GBR	3:31.87
6,	Josh Kerr	GBR	3:32.52
7,	Ronald Kwemoui	KEN	3:32.72
8,	Matthew Centrowitz	USA	3:32.81
9,	Kalle Berglund SWE 3:33.70; 10, Craig Engels USA 3:34.24; 11, Neil Gourley GBR 3:37.30; 12, Youssouf Hiss Bachir DJI 3:37.96		

The London champion Elijah Manangoi was out of action with an injured ankle. His runner-up from 2017, Cheruiyot, fresh from a third Diamond League title, emerged as favourite. He was the fastest in the heats when a 34 men broke 3:40, compared with 10 in 2017. The semi-finals featured a shock when Ethiopia's world indoor record holder Tefera dropped out, having never looked like qualifying.

In the final Cheruiyot ran from the front, reaching 800m in a photo-cell time of 1:51.69 (laps of 54.94/56.75). Kwemoui kept in touch with his compatriot, while Makhloufi and Centrowitz, the 2012 and 2016 Olympic Champions, followed at a distance. The second Kenyan fell back on the third lap, leaving his compatriot 20m up at the bell (2:34.52 cell). He held most of that lead to the finish, while the pack, headed by Makhloufi, had a separate race for the other medals. The Algerian completed another great comeback to fend off challenges from Ingebrigtsen and then Lewandowski.

First round (First 6 & 6 fastest to semi-finals) (Oct 3)

Heat 1: 1, J Ingebrigtsen 3:37.67; 2, Miellet 3:37.69; 3, Centrowitz 3:37.69; 4, Wightman 3:37.72; 5, Lewandowski 3:37.75; 6, Bartelsmeyer 3:37.80; 7, Tefera 3:37.82; 8, Adel Mechaal ESP 3:37.95; 9, Filip Sasinek CZE 3:38.17; 10, George Manangoi KEN 3:38.39; 11, Ryan Gregson AUS 3:38.69; 12, Abdi Waiss Mouhyadin DJI 3:38.79; 13, Hicham Oueladha MAR 3:39.86; 14, Abraham Rotich BRN 3:45.19; 15, Lucirio Antonio Garrido VEN 3:52.93

Heat 2: 1, Cheruiyot 3:36.82; 2, Kerr 3:36.99; 3, Blankenship 3:37.13; 4, F Ingebrigtsen 3:37.26; 5, Iguider 3:37.44; 6, López 3:37.62; 7, Kimeli 3:37.87; 8, Bachir 3:37.93; 9, Kumari Taki KEN 3:37.98; 10, Jinson Johnson IND 3:39.86; 11, Lemi 3:41.32; 12, Musulman Dzholomanov KGZ 3:45.07; 13, Ramsden 3:47.59; 14, Paulo Amotun Lokoro ART 3:48.98. *Lemi & Ramsden advanced to the final by the referee*

Heat 3: 1, Souleiman 3:36.16; 2, Makhloufi 3:36.18; 3, Berglund 3:36.19; 4, Gourley 3:36.31; 5, Engels 3:36.35; 6, Musagala 3:36.54; 7, Kwemoui 3:36.66; 8, Gómez 3:36.72; 9, McSweyn 3:36.88; 10, Ismael Dejjani BEL 3:39.11; 11, Jakub Holuša CZE 3:39.79; 12, Jamaa Mohamed Abdullahi SOM 3:40.84; 13, Abdirahman Saeed Hassan QAT 3:42.24; 14, Jach Majok Wol SSD 3:46.24

Semi-finals (First 5 & 2 fastest to final) (Oct 4)

Heat 1: 1, Cheruiyot 3:36.53; 2, Makhloufi 3:36.69; 3, Gourley 3:36.69; 4, Engels 3:36.69; 5, Berglund 3:36.72; 6, Ben Blankenship USA 3:36.98; 7, Filip Ingebrigtsen NOR 3:37.00; 8, Alexis Miellet FRA 3:37.39; 9, Isaac Kimeli BEL 3:37.50; 10, Stewart McSweyn AUS 3:37.95; 11, Ayanleh Souleiman DJI 3:38.35; 12, Teddese Lemi ETH 3:38.79; 13, Jesús Gómez ESP 3:40.29

Heat 2: 1, Lewandowski 3:36.50; 2, Kwemoui 3:36.53; 3, J Ingebrigtsen 3:36.58; 4, Kerr 3:36.58; 5, Hiss Bachir 3:36.72; 6, Centrowitz 3:36.77; 7, Wightman 3:36.85; 8, Matthew Ramsden AUS 3:37.16; 9, Ronald Musagala UGA 3:37.19; 10, Kevin López ESP 3:37.56; 11, Amos Bartelsmeyer GER 3:37.74; 12, Abdelaati Iguider MAR 3:42.23; Samuel Tefera ETH DNF

1500 METRES

Multiple Medallists:

5	Hicham El Guerrouj	MAR	95-2, 97-1, 99-1, 01-1, 03-1
3	Noureddine Morceli	ALG	91-1, 93-1, 95-1
	Bernard Lagat	KEN/USA	01-2, 07-1, 09-3
	Asbel Kiprop	KEN	11-1, 13-1, 15-1
2	Abdi Bile	SOM	87-1, 93-3
	Fermín Cacho	ESP	93-2, 97-2
	Reyes Estévez	ESP	97-3, 99-3
	Rashid Ramzi	BRN	05-1, 07-2
	Matthew Centrowitz	USA	11-3, 13-2
	Elijah Manangoi	KEN	15-2, 17-1
	Timothy Cheruiyot	KEN	17-2, 19-1

Most Finals:

6	Kiprop	07-4, 09-4, 11-1, 13-1, 15-1, 17-8
---	--------	------------------------------------

Most Appearances:

8	Kevin Sullivan	CAN	93-12s2, 95-5, 97-6s1, 99-11h3, 01-9s2, 03-11s1, 05-7s1, 07-9s2
---	----------------	-----	---

National Placings:

	1	2	3	4	5	6	7	8	Points
KEN	5	6	1	6	2	2	5	1	143
ESP	-	3	2	3	5	3	1	1	80
MAR	4	2	2	1	1	2	1	2	77
ALG	3	1	-	2	1	1	-	1	49
USA	1	2	3	-	1	-	-	4	48
GBR	1	-	-	1	1	2	-	1	24
BRN	2	1	-	-	-	-	-	-	23
GER	-	-	1	1	1	1	1	-	20
FRA	-	1	1	-	1	1	1	1	19
POR	-	-	1	-	1	1	1	-	15
SOM	1	-	1	-	-	-	-	-	14
NOR	-	-	1	1	-	-	-	1	12
ETH	-	1	-	-	-	-	2	-	11
UKR	-	-	1	1	-	-	-	-	11
QAT	-	-	-	1	-	1	1	-	10
POL	-	-	1	-	-	1	-	-	9
BDI	-	-	1	-	-	-	-	-	6
RSA	-	-	1	-	-	-	-	-	6
CAN	-	-	-	-	1	-	1	-	6
NZL	-	-	-	-	-	1	1	-	5
CZE	-	-	-	-	1	-	-	-	4
SUD	-	-	-	-	1	-	-	-	4
TUN	-	-	-	-	1	-	-	-	4
SUI	-	-	-	-	-	1	-	-	3
AUS	-	-	-	-	-	-	1	-	2
NED	-	-	-	-	-	-	1	-	2
DEN	-	-	-	-	-	-	-	1	1
ITA	-	-	-	-	-	-	-	1	1
RUS	-	-	-	-	-	-	-	1	1
VEN	-	-	-	-	-	-	-	1	1
YUG	-	-	-	-	-	-	-	1	1
Totals	17	17	17	17	17	17	17	17	612

on the final bend, looked at the straining Dmitriyev and knew he could win. The Irishman's gesture of ecstasy provided one of the most memorable moments of the week. He sprinted away to win so easily that he was able to salute the Irish team in the stands before the finishing line.

There was a dramatic battle for the minor medals. The gallant Dmitriyev was caught first by Schildhauer – already the winner of the 10,000m silver. Then, to the wild cheers of the crowd, Vainio's desperate dive at the line relegated the unlucky Soviet-Russian runner to fourth place.

First round (First 8 & 6 fastest to semi-finals) (Aug 10)

Heat 1: 1, Ryffel 13:43.36; 2, Bulti 13:43.53; 3, Martin 13:43.57; 4, Wessinghage 13:43.66; 5, Krokhamlyuk 13:43.78; 6, Antibo 13:44.05; 7, Cheruiyot 13:44.43; 8, Padilla 13:44.71; 9, Filippou 13:45.24; 10, Bounour 13:57.93; 11, Gloden 14:26.02; 12, Mohammad Bekheet PLE 14:52.26; 13, Ramón López PAR 15:10.29

Heat 2: 1, Kipkoech 14:18.73; 2, Baccouche 14:23.79; 3, Goater 14:23.93; 4, Leitão 14:28.63; 5, Dmitriyev 14:37.75; 6, Lanzoni 14:49.20; 7, Schildhauer 14:49.22; 8, Hill 14:58.21; 9, Antoine Nivyobizi BDI 15:14.60; 10, José Jaime Hernández ESA 15:29.86; 11, Alden Morris TKS 18:06.35; Christoph Herle FRG & Mohamed Kedir ETH DNS

Heat 3: 1, Abramov 14:12.61; 2, Negatu 14:13.22; 3, Millonig 14:13.65; 4, Coghlan 14:13.80; 5, Clarke 14:13.97; 6, Garcia 14:14.57; 7, Williams 14:15.10; 8, Spivey 14:15.70; 9, Vera 14:17.26; 10, Ide 14:18.34; 11, Vainio 14:18.74; 12, Masini Situ-Mbanza COD 15:02.26; Hansjörg Kunze GDR DNS

Semi-finals (First 5 & 5 fastest to final) (Aug 12)

Heat 1: 1, Ryffel 13:32.34; 2, Wessinghage 13:32.37; 3, Schildhauer 13:32.49; 4, Millonig 13:32.86; 5, Padilla 13:32.90; 6, Kipkoech 13:33.33; 7, Goater 13:36.21; 8, Krokhamlyuk 13:37.24; 9, Filippou 13:40.81; 10, Paul Williams CAN 13:50.30; 11, David Clarke GBR 13:58.37; 12, Seyoum Negatu ETH 14:02.23; 13, Kenji Ide JPN 14:04.94; 14, Justin Gloden LUX 14:12.25; 15, Ronald Lanzoni CRC 14:47.30

Heat 2: 1, Dmitriyev 13:31.40; 2, Coghlan 13:31.66; 3, Leitão 13:32.33; 4, Bulti 13:33.03; 5, Antibo 13:33.12; 6, Abramov 13:33.37; 7, Vainio 13:34.18; 8, Jim Hill USA 13:38.56; 9, Jim Spivey USA 13:43.17; 10, Jorge Garcia ESP 13:46.36; 11, Eamonn Martin GBR 13:48.60; 12, Charles Cheruiyot KEN 13:52.61; 13, Abderrazak Bounour ALG 14:00.78; 14, Fethi Baccouche TUN 14:19.64; 15, Ricardo Vera URU 14:20.20

Rome 1987

Final (Sep 6)

1,	Saïd Aouita	MAR	13:26.44
2,	Domingos Castro	POR	13:27.59
3,	Jack Buckner	GBR	13:27.74
4,	Pierre Déléze	SUI	13:28.06
5,	Vincent Rousseau	BEL	13:28.56
6,	Evgeni Ignatov	BUL	13:29.68
7,	Tim Hutchings	GBR	13:30.01
8,	Dionisio Castro	POR	13:30.94

9, Frank O'Mara IRL 13:32.04; 10, Steve Ovett GBR 13:33.49; 11, Sydney Maree USA 13:33.78; 12, John Ngugi KEN 13:34.04; 13, John Treacy IRL 13:41.03; 14, Abel Antón ESP 13:43.58; 15, Carey Nelson CAN 13:43.81

Aouita kept his rivals guessing by provisionally entering the 800m, 1500m, 5000m and 10,000m, but he opted for the event in which he had become the Olympic Champion in 1984. He must have been slightly worried by the little-known Ngugi, who set a championship record to win his heat.

The Kenyan led through 2000m (5:34.93), 3000m (8:16.19) and 4000m (10:58.60) before fading dramatically. Aouita, always well-placed, uncorked a 52.92 final lap for victory. Domingos Castro – whose twin brother was 8th – took the silver medal.

First round (First 5 & 5 fastest to final) (Sep 4)

Heat 1: 1, Aouita 13:28.63; 2, Dom. Castro 13:28.68; 3, O'Mara 13:28.79; 4, Maree 13:28.86; 5, Antón 13:28.92; 6, Hutchings 13:29.06; 7, Rousseau 13:29.74; 8, Doug Padilla USA 13:30.16; 9, Markus Ryffel SUI 13:33.07; 10, Jonny Danielson SWE 13:35.69; 11, Zhang Guowei CHN 13:40.46; 12, Juma Mnyampanda TAN 13:42.57; 13, Koza Akutsu JPN 13:46.29; 14, Omar Aguilar CHI 13:52.59; 15, Hugo Allan García GUA 14:08.72; 16, Miguel Vargas CRC 14:59.32; Wodajo Bulti ETH & Salvatore Antibo ITA DNS

Heat 2: 1, Ngugi 13:22.68; 2, Dio. Castro 13:23.12; 3, Déléze 13:24.07; 4, Ignatov 13:24.42; 5, Buckner 13:24.56; 6, Ovett 13:28.68; 7, Treacy 13:28.89; 8, Nelson 13:29.20; 9, Haji Bulbula ETH 13:31.06; 10, Ibrahim Boutayeb MAR 13:32.73; 11, Herbert Stephan FRG 13:34.68; 12, Pascal Thiébaud FRA 13:38.97; 13, José Manuel Abascal ESP 13:59.68; 14, John Gregorek USA 14:01.02; 15, Paul Moqhal LES 14:39.68; 16, Situ Kubanza COD 14:50.39; 17, Abdalla Washali YAR 15:42.10; 18, Outcha Amewouho TOG 16:16.41

5000 Metres

Helsinki 1983

Final (Aug 14)

1,	Eamonn Coghlan	IRL	13:28.53
2,	Werner Schildhauer	GDR	13:30.20
3,	Martti Vainio	FIN	13:30.34
4,	Dmitriy Dmitriyev	URS	13:30.38
5,	Doug Padilla	USA	13:32.08
6,	Thomas Wessinghage	FRG	13:32.46
7,	Wojado Bulti	ETH	13:34.03
8,	Dietmar Millonig	AUT	13:36.08

9, Paul Kipkoech KEN 13:37.44; 10, Antonio Leitão POR 13:38.55; 11, Valeri Abramov URS 13:39.80; 12, Markus Ryffel SUI 13:39.98; 13, Salvatore Antibo ITA 13:40.76; 14, Julian Goater GBR 13:48.13; 15, Anatoliy Krokhamlyuk URS 14:00.27

Like the other Helsinki men's distance races, the early pace was slow. All the field were in contention at 4000m, at which point Bulti led at 11:03.27 (13:50 pace). It was the bespectacled Dmitriyev who decided to move first. He completed the penultimate lap in 58.2 and held a 12m lead at the bell from Coghlan and European Champion Wessinghage. The crowd were cheering on Vainio, who was still in contention.

Down the backstraight of the final lap, Wessinghage surprisingly faded and only Coghlan was able to gain on the Russian. He drew level

Tokyo 1991

Final (Sep 1)

1,	Yobes Ondieki	KEN	13:14.45												
2,	Fita Bayissa	ETH	13:16.64												
3,	Brahim Boutayeb	MAR	13:22.70												
4,	Dieter Baumann	GER	13:28.67												
5,	Domingos Castro	POR	13:28.88												
6,	Khalid Skah	MAR	13:32.90												
7,	Risto Ulmala	FIN	13:33.46												
8,	Dionisio Castro	POR	13:35.39												
9,	Rob Denmark	GBR	13:36.24; 10, Ibrahim Kinuthia	KEN	13:38.96; 11, Abel Antón	ESP	13:39.00; 12, Bob Kennedy	USA	13:54.47; 13, Gary Staines	GBR	13:58.26; 14, Doug Padilla	USA	14:36.18; Stefano Mei	ITA	DNF

Ondieki established himself as favourite with a brilliant 13:01.82 in Zürich shortly before the championships. He fulfilled this promise with the most courageous of runs. He held back after a slow first lap in the final before making his move on the fourth bend of the race. In hot (30°), humid conditions, he ran the second lap in 59.88. He followed up with laps of 60.47, 60.61, and 61.50, reaching 2000m at 5:09.43 (12:54 pace!). Skah and Bayissa tried to stay with the Kenyan, but even though he slowed in the third kilometre, he had a 50m lead at 3000m (7:46.37). Ondieki's final two kilometres slowed to 2:43.0 and 2:45.4. Bayissa closed to within 15m, but he never looked like catching the Kenyan. "I was thinking many times that maybe this was a mistake, and I can't keep on till the end," admitted Ondieki. "I didn't know where the others were, because I didn't look back."

First round (Aug 30) (First 4 & 3 fastest to final)

Heat 1: 1, Kinuthia 13:57.65; 2, Skah 13:58.45; 3, Staines 13:58.68; 4, Padilla 13:58.83; 5, Andrew Sambu TAN 13:59.01; 6, Martin ten Kate NED 13:59.51; 7, Mikhail Dasko URS 13:59.71; 8, Antonio Serrano ESP 13:59.75; 9, Zeki Öztürk TUR 14:06.20; 10, Jonny Danielson SWE 14:07.03; 11, Valdenor dos Santos BRA 14:35.00; 12, Chuluunbaatar Ariunsaikhan MGL 15:26.62; Mauricio González MEX & Dieudonné Lamothe HAI DNF; Davendra Singh FIJ DNS
Heat 2: 1, Boutayeb 13:53.75; 2, Baumann 13:54.07; 3, Mei 13:54.35; 4, Dio Castro 13:54.39; 5, Ondoro Osoro KEN 13:54.41; 6, Ian Hamer GBR 13:54.49; 7, Sławomir Majusiak POL 13:57.98; 8, Reuben Reina USA 13:59.19; 9, Martin Fiz ESP 13:59.52; 10, John Halvorsen NOR 14:14.85; 11, Katsuhito Kumagai JPN 14:20.84; 12, Gerard DeGaetano MLT 15:31.08; Daoude Kassougue MTN, Lucas Elonga GEQ & Addis Abebe ETH DNS
Heat 3: 1, Bayissa 13:41.59; 2, Denmark 13:46.25; 3, Ondieki 13:47.05; 4, Dom. Castro 13:47.61; 5, Ulmala 13:48.86; 6, Kennedy 13:53.56; 7, Antón 13:53.60; 8, Mohamed Issangar MAR 13:55.49; 9, Andrew Lloyd AUS 13:59.71; 10, Frank O'Mara IRL 14:03.19; 11, Kerry Rodger NZL 14:03.81; 12, Yahia Azaidj ALG 14:43.49; 13, Souley Oumarou NIG 14:52.89; 14, Obva Elengha CGO 15:37.13; 15, Charbi Tayeh LBN 16:13.21

Stuttgart 1993

Final (Aug 16)

1,	Ismael Kirui	KEN	13:02.75 ^{WR}												
2,	Haile Gebrselassie	ETH	13:03.17												
3,	Fita Bayissa	ETH	13:05.40												
4,	Worku Bikila	ETH	13:06.64												
5,	Khalid Skah	MAR	13:07.18												
6,	Brahim Jabbour	MAR	13:18.87												
7,	Aloys Nizigama	BDI	13:20.59												
8,	Paul Bitok	KEN	13:23.41												
9,	Rob Denmark	GBR	13:27.09; 10, Mathias Ntwulikura	RWA	13:28.58; 11, Abel Antón	ESP	13:40.21; 12, Jonny Danielson	SWE	13:40.59; 13, Zoltán Káldy	HUN	13:43.02; 14, Michael Chesire	KEN	13:44.11; Aissa Belaout	ALG	DNF

The Kenyan trio succeeded brilliantly with their plan to unsettle their opponents and win the race. Chesire set a terrifically fast pace, accumulating a 20m lead after the first kilometre (2:31.76). He then eased up, allowing Kirui – the world junior record holder – to take over. After another lap it was time for the young Kenyan to make his victory bid. While the rest of the field wondered what was happening, Kirui covered the sixth lap in 60.21 and opened up a 20m gap within the space of 200m. He passed 3000m in 7:45.62 and continued to pull away. At 4000m, his lead was 40m.

The Ethiopian trio took turns to lead the chasing pack but made no impression until the final 600m when Bayissa and Gebrselassie pulled clear of the rest. Kirui's lead was 25m by the bell, but the Ethiopian pair were running for just the silver medal until the final straight when Gebrselassie finally realised that gold might be within range.

The Kenyan managed to speed up sufficiently in his final lap (59.59) to hold off Gebrselassie (56.5). Bayissa took the bronze to add to his 1991 silver. Kirui not only broke his own world junior record, but also became the youngest ever male world champion at 18 years 177 days.

First round (First 4 & 3 fastest to final) (Aug 14)

Heat 1: 1, Denmark 13:41.55; 2, Bitok 13:41.57; 3, Bayissa 13:41.61; 4, Skah 13:41.72; 5, Bob Kennedy USA 13:42.17; 6, Carlos Monteiro POR 13:44.96; 7, Rainer Wachenbrunner GER 13:46.43; 8, Toshinari Takaoka JPN 13:46.86; 9, Andrey Tikhonov RUS 13:53.25; 10, Alyan Al-Qahtani KSA 13:56.59; 11, Phillip Clode NZL 13:56.94; 12, Ramachandran Murusamy MAS 14:33.22; 13, Keiruan Tawai VAN 15:43.73; James Lynch AHO DNF
Heat 2: 1, Bikila 13:27.14; 2, Kirui 13:27.50; 3, Nizigama 13:34.72; 4, Ntwulikura 13:36.66; 5, Mustapha Essaid FRA 13:40.21; 6, Brahim Boutayeb MAR 13:42.30; 7, Jon Brown GBR 13:46.20; 8, Michał Bartoszak POL 13:52.95; 9, Bahadur Prasad IND 13:53.59; 10, Peter O'Donoghue AUS 14:12.99; 11, Gopal Thein Win MYA 14:14.62; 12, Valdenor dos Santos BRA 14:39.29; 13, Davendra Singh FIJ 15:01.72; Ovidiu Olteanu ROU DNF
Heat 3: 1, Gebrselassie 13:25.27; 2, Jabbour 13:26.06; 3, Chesire 13:26.13; 4, Belaout 13:29.12; 5, Antón 13:30.32; 6, Danielson 13:34.05; 7, Káldy 13:37.20; 8, Philemon Hanneck ZIM 13:49.42; 9, Ján Pešava CZE 14:02.00; 10, John Nuttall GBR 14:11.30; 11, Greg Whiteley USA 14:11.48; 12, Ahmad Zarekar IRI 14:48.07; 13, Souley Oumarou NIG 15:29.14; Mohamed Moosa Ahmed PLE DNS

Gothenburg 1995

Final (Aug 13)

1,	Ismael Kirui	KEN	13:16.77												
2,	Khalid Boulami	MAR	13:17.15												
3,	Shem Kororia	KEN	13:17.59												
4,	Smail Sghir	MAR	13:17.86												
5,	Brahim Lahlafi	MAR	13:18.89												
6,	Worku Bikila	ETH	13:20.12												
7,	Bob Kennedy	USA	13:32.10												
8,	Fita Bayissa	ETH	13:34.52												
9,	Dieter Baumann	GER	13:39.98; 10, Philemon Hanneck	ZIM	13:41.28; 11, Gennaro Di Napoli	ITA	13:46.51; 12, Mark Carroll	IRL	13:46.80; 13, Anacleto Jiménez	ESP	13:48.53; 14, John Nuttall	GBR	13:49.25; 15, Abdellah Béhar	FRA	14:19.04

In the absence of the two most recent world record breakers – Moses Kiptanui and Haile Gebrselassie – the pace was slow, just 2:17.66 after 800m. The race speeded up on the third lap thanks to defending champion Kirui. He and Bikila took turns to lead through 2000m (5:28.98), 3000m (8:05.20) and 4000m (10:44.25). As the pace quickened, the non-African challengers fell back. Instead the race was down to three Moroccans (Boulami, Sghir and Lahlafi), two Kenyans (Kirui and Kororia), and Bikila.

The Ethiopian edged ahead momentarily with three laps remaining, but thereafter Kirui was in front. The relaxed Kenyan speeded up when Lahlafi challenged with 500m to go. He led all the way around the last lap (56.56), repelling another attack from Sghir and withstanding the finishing kicks of Lahlafi and Kororia.

First round (First 4 & 3 fastest to final) (Aug 11)

Heat 1: 1, Baumann 13:30.59; 2, Lahlafi 13:31.21; 3, Hanneck 13:31.93; 4, Bikila 13:32.47; 5, Enrique Molina ESP 13:32.87; 6, Rob Denmark GBR 13:37.14; 7, Simon Chemoiyo KEN 13:39.04; 8, Reda Benzine ALG 13:45.39; 9, Hamid Sadjadi IRI 13:53.40; 10, Jan Pešava CZE 13:53.86; 11, Panayiotis Papoulias GRE 14:00.93; 12, Atiq Naaji FRA 14:06.28; 13, Bahadur Prasad IND 14:09.51; 14, Jim Spivey USA 14:25.39; 15, Mahmoud-Hasini Sreiss JOR 14:38.15; Paulo Guerra POR DNS
Heat 2: 1, Di Napoli 13:23.87; 2, Boulami 13:24.05; 3, Carroll 13:24.19; 4, Kirui 13:24.30; 5, Jiménez 13:24.83; 6, Nuttall 13:25.18; 7, Béhar 13:26.70; 8, Robert Stefko SVK 13:30.70; 9, Mark Coogan USA 13:36.86; 10, Aurelio Miti ANG 13:40.12; 11, Vener Kashayev RUS 13:45.35; 12, Silvio Guerra ECU 13:45.81; Abdel Kareem Moti PLE & José Ramos POR DNF; Haile Gebrselassie ETH & Charles Mulingu ZAM DNS
Heat 3: 1, Sghir 13:24.56; 2, Bayissa 13:25.19; 3, Kororia 13:25.27; 4, Kennedy 13:26.72; 5, Shaun Creighton AUS 13:29.43; 6, Manuel Pancorbo ESP 13:33.74; 7, Ricardo Herrera MEX 13:35.90; 8, Cormac Finnerty IRL 13:36.01; 9, Mohamed Ezzher FRA 13:37.05; 10, Yahia Azaidj ALG 13:47.63; 11, Rudy Walem BEL 13:59.87; 12, Adrian Passey GBR 14:08.06; 13, Sipho Dlamini SWZ 14:34.99; 14, Ali Awad LBN 14:46.80; 15, Said Gomez PAN 15:07.13; Alyan Al-Qahtani KSA DNS

Athens 1997

Final (Aug 10)

1,	Daniel Komen	KEN	13:07.38												
2,	Khalid Boulami	MAR	13:09.34												
3,	Tom Nyariki	KEN	13:11.09												
4,	Smail Sghir	MAR	13:17.45												
5,	Dieter Baumann	GER	13:17.64												
6,	Bob Kennedy	USA	13:19.45												
7,	El Hassan Lahssini	MAR	13:20.52												
8,	Enrique Molina	ESP	13:24.54												
9,	Manuel Pancorbo	ESP	13:25.78; 10, Fita Bayissa	ETH	13:25.98; 11, Abdellah Béhar	FRA	13:29.10; 12, Worku Bikila	ETH	13:30.02; 13, Paul Bitok	KEN	13:30.25; 14, Dionisio Castro	POR	13:31.74; 15, Pablo Olmedo	MEX	14:05.59

The title remained in Kenyan hands even though Kirui, seeking a hat-trick of victories, failed to survive his heat. With Gebrselassie opting only for the 10,000m, the overwhelming favourite was Komen whose exploits during 1997 included a Commonwealth 1500 record of 3:29.46, a Kenyan mile record of 3:46.38, a barrier-breaking world 2 miles best of 7:58.61 and a world 5000 record of 12:39.74. In Athens the early pace was very slow before first Baumann and then Nyariki pepped it up with a third kilometre covered in 2:32.12. Shortly afterwards Komen bolted ahead, running a sub-58 eighth lap and building up a big lead. He was 40m up at the bell and although the gap was narrowed considerably on the last lap by Boulami, who outkicked Nyariki for silver, Komen completed his final 3000m in 7:33.9!

First round (First 5 & 5 fastest to final) (Aug 8)

Heat 1: 1, Sghir 13:19.69; 2, Baumann 13:19.81; 3, Komen 13:19.87; 4, Molina 13:22.74; 5, Bitok 13:24.85; 6, Béhar 13:26.50; 7, Bikila 13:31.18; 8, Alan Culpepper USA 13:34.74; 9, Anacleto Jiménez ESP 13:36.55; 10, Keith Cullen GBR 13:42.40; 11, Ahmad Warsama QAT 13:49.55; 12, Sergey Drygin RUS 13:55.56; 13, Jeff Schiebler CAN 13:57.31; 14, Mark Carroll IRL 13:57.88; 15, Rob Denmark GBR 13:58.08; 16, Ali El-Zaidi LBA 13:58.26; 17, Néstor García URU 14:12.15; 18, Francis Munthali MAW 14:14.80; Jonathan Wyatt NZL DNF; Marco A. Condori BOL DNS

Heat 2: 1, Kennedy 13:23.07; 2, Boulami 13:23.46; 3, Nyariki 13:23.55; 4, Lahssini 13:23.75; 5, Castro 13:24.51; 6, Pancorbo 13:25.71; 7, Olmedo 13:27.65; 8, Bayissa 13:28.54; 9, Ismael Kirui KEN 13:34.52; 10, Ayele Mezegebu ETH 13:38.96; 11, Mustapha Essaid FRA 13:39.11; 12, Panayiotis Papoulias GRE 13:58.27; 13, Brian Baker USA 14:03.95; 14, Adrian Passey GBR 14:07.49; 15, Samuli Vasala FIN 14:10.92; 16, Yohannes Ghirmai ERI 14:59.47; 17, Kama Lekade TOG 15:00.21; 18, Yeli Moussa NIG 15:00.61

Seville 1999

Final (Aug 28)

1,	Salah Hissou	MAR	12:58.13												
2,	Benjamin Limo	KEN	12:58.72												
3,	Mohammed Mourhit	BEL	12:58.80												
4,	Brahim Lahlafi	MAR	12:59.09												
5,	Daniel Komen	KEN	13:04.71												
6,	Fita Bayissa	ETH	13:13.86												
7,	Haylu Mekonnen	ETH	13:18.97												
8,	Million Wolde	ETH	13:20.81												
9,	Bob Kennedy	USA	13:23.52; 10, Pablo Olmedo	MEX	13:27.74; 11, Manuel Pancorbo	ESP	13:32.12; 12, Adam Goucher	USA	13:39.24; 13, Isaac Viciosa	ESP	13:49.59; 14, Mark Carroll	IRL	13:52.23; Brahim Jabbour	MAR	DNF

Led by Hissou, natives of Morocco claimed three of the top four places in a race in which the first non African-born finisher, Kennedy, filled ninth place nearly half a lap behind the winner. Kennedy led at 1000m in a steady 2:38.16 but on the fourth lap Hissou tested the opposition with a 59.91 before conceding the lead to Limo. Hissou tried another burst leading up to 3000m (7:52.54), opening up 6m over Limo and Lahlafi with defending champion Komen next. He eased again and Komen took over for a lap before Hissou regained the lead.

With 600m to go the race was between Hissou, Lahlafi and Mourhit (a Moroccan running for Belgium contesting his first major track final), with Limo and Komen detached. At the bell (12:01.94) it was Lahlafi ahead, and 200m out (12:30.39) it was Mourhit, but Hissou sprinted to victory. The fastest finisher was Limo, who moved from

fourth to second in the late stages with a 26.9 final 200m. The first four broke 13 minutes and the championship record of 13:02.75.

First round (First 5 & 5 fastest to final) (Aug 25)

Heat 1: 1, Lahlafi 13:34.26; 2, Bayissa 13:35.33; 3, Hissou 13:36.60; 4, Limo 13:36.79; 5, Wolde 13:36.89; 6, Kennedy 13:37.51; 7, Mustapha Essaid FRA 13:37.87; 8, Alberto Garcia ESP 13:39.56; 9, Mizan Mehari AUS 13:48.43; 10, Sergey Lebed UKR 13:52.10; 11, Philip Mosima KEN 13:52.56; 12, Marius Bakken NOR 13:53.07; 13, Keith Cullen GBR 13:53.92; 14, David Galván MEX 13:54.29; 15, Joseph Nsengiyumya RWA 14:10.16; 16, Samuli Vasala FIN 14:11.20; 17, Mustapha Hassan Dukal DJI 14:33.74; 18, Moussa Yelli NIG 14:57.22

Heat 2: 1, Mourhit 13:28.96; 2, Mekonnen 13:29.00; 3, Komen 13:29.39; 4, Jabbour 13:29.42; 5, Goucher 13:29.49; 6, Olmedo 13:29.95; 7, Viciosa 13:31.27; 8, Pancorbo 13:32.61; 9, Carroll 13:34.98; 10, Halez Taguelmint FRA 13:40.57; 11, Rob Denmark GBR 13:41.28; 12, Lee Troop AUS 13:42.96; 13, Yonas Kifle ERI 13:46.82; 14, Toshinari Takaoka JPN 13:47.44; 15, Salvatore Vincenti ITA 14:03.36; 16, Eric Quiros CRC 14:04.64; 17, Dan Browne USA 14:18.51; António Pinto POR DNS

X

Edmonton 2001

Final (Aug 10)

1,	Richard Limo	KEN	13:00.77												
2,	Million Wolde	ETH	13:03.47												
3,	John Kibowen	KEN	13:05.20												
4,	Alberto Garcia	ESP	13:05.60												
5,	Smail Sghir	FRA	13:07.71												
6,	Sammy Kipketer	KEN	13:08.46												
7,	Abiyote Abate	ETH	13:14.07												
8,	Haylu Mekonnen	ETH	13:20.24												
9,	Marius Bakken	NOR	13:22.07; 10, Adam Goucher	USA	13:24.00; 11, Driss El Himer	FRA	13:28.14; 12, Mohamed Aryn	MAR	13:28.90; 13, Saïd El Wardi	MAR	13:43.40; 14, Isaac Viciosa	ESP	14:01.32; (2,) Ali Saïdi-Sief	ALG	DQ (ADr10.1) (13:02.16)

Rightful finalist: Mark Carroll IRL

The Kenyans worked together to defeat the Algerian favourite Ali Saïdi-Sief. First Limo raced through the first lap in 59.07, then Sammy Kipketer took over to pass 1000m in 2:31.51. He led by 15m at 2000m (5:09.48) and was still 10m up at 3000m (7:51.18). Then Saïdi-Sief moved ahead and his 61.32 10th lap succeeded in reducing the leading pack from 10 to three: himself, Limo and Olympic Champion Wolde. The Algerian ran strongly, but he had no response when Limo launched his finishing kick. The Kenyan sprinted past around the last bend and covered the last 100m in 13.2 to Saïdi-Sief's 15.2. The winner's final lap was covered in 55.3. "We decided that it was the time to get the Kenyans back to winning races," said Limo, "so we sat down and planned how the race would be won."

One week after the final, the Algerian Athletics Federation announced that Saïdi-Sief had tested positive in Edmonton for the prohibited steroid nandrolone. He was ultimately disqualified from the championships by World Athletics and banned for two years, so Wolde and Kibowen each received upgraded medals.

First round (First 5 & 5 fastest to final) (Aug 6)

Heat 1: 1, Wolde 13:28.76; 2, Limo 13:28.78; 3, Himer 13:28.87; 4, Abate 13:28.88; 5, Kipketer 13:28.90; 6, Bakken 13:32.34; 7, Viciosa 13:32.39; 8, Wardi 13:36.24; 9, Mark Carroll IRL 13:37.27; 10, Mauricio Diaz CHI 13:38.07; 11, Khoudir Aggoune ALG 13:43.95; 12, Pablo Olmedo MEX 14:02.90; 13, Mohammed Yagoub SUD 14:03.27; 14, Ali El-Zaidi LBA 14:16.08; 15, Nick Rogers USA 14:33.39; 16, Esam Salah Juaim YEM 15:21.11; 17, Chamkaur Singh Dhaliwal SGP 15:23.56; (1,) Saïdi-Sief DQ (ADr10.1) (13:28.58)

Heat 2: 1, Mekonnen 13:32.11; 2, Sghir 13:32.60; 3, Goucher 13:32.92; 4, Garcia 13:33.64; 5, Aryn 13:34.54; 6, Kibowen 13:35.09; 7, Samir Moussaoui ALG 13:40.09; 8, Ahmed Warsama QAT 13:41.07; 9, Sergiy Lebid UKR 13:43.78; 10, Yonas Kifle ERI 13:44.16; 11, Enrique Molina ESP 13:45.97; 12, Dennis Jensen DEN 13:47.90; 13, Mike Openshaw GBR 14:00.84; 12, Jafar Babakhani IRI 14:14.64; 15, Rodwell Kamwendo MAW 14:21.44; 16, Tom Compennolle BEL 14:27.83; 17, Jeremy Deere CAN 14:30.92

Paris 2003

Final (Aug 31)

1,	Eliud Kipchoge	KEN	12:52.79
2,	Hicham El Guerrouj	MAR	12:52.83
3,	Kenenisa Bekele	ETH	12:53.12

4,	John Kibowen	KEN	12:54.07
5,	Abraham Chebii	KEN	12:57.74
6,	Gebre-egziabher Gebremariam	ETH	12:58.08
7,	Richard Limo	KEN	13:01.13
8,	Zersenay Tadese	ERI	13:05.57

9, Juan Carlos de la Ossa ESP 13:21.04; 10, Abderrahim Goumri MAR 13:23.67; 11, Abiyote Abate ETH 13:23.81; 12, Alejandro Suárez MEX 13:24.51; 13, Christian Belz SUI 13:26.02; 14, Moukhled Al-Outaibi KSA 13:38.92; 15, Jorge Torres USA 13:43.37

El Guerrouj and Bekele each were bidding for a second Paris gold. The former had won at 1500m four days before this final, while the Ethiopian had taken the 10,000m title one week earlier. It was Bekele who attacked at the start, covering the first three kilometres in 2:31.94, 2:35.33 and 2:38.17 (7:45.44 at 3000m). In the seventh lap, with eight men in contention, the pace slowed with Bekele a reluctant leader. World junior record holder Kipchoge took over and presided over a 2:43.02 fourth kilometre.

El Guerrouj then repeated his tactic from the 1500m final, to wear down the opposition with a kick 800m from home. He ran the penultimate lap in 59.7 and the race was down to five: himself, Kipchoge, Bekele, Kibowen and Chebii. The two elder Kenyans lost touch, but Kipchoge and Bekele closed in on the Moroccan on the final bend. Could El Guerrouj hold on like in the 1500m final? No, because the 18 year-old Kipchoge edged past in the final 50m. Bekele's finishing sprint wasn't quite as quick as in the 10,000m and he settled for the bronze.

First round (First 5 & 5 fastest to final) (Aug 28)

Heat 1: 1, Bekele 13:38.03; 2, Kipchoge 13:38.73; 3, Kibowen 13:40.72; 4, Goumri 13:42.09; 5, de la Ossa 13:42.23; 6, Tadese 13:42.41; 7, Boniface Kiprof UGA 13:42.88; 8, Salah Hissou MAR 13:44.27; 9, Erik Sjöqvist SWE 13:55.89; 10, Khoudir Aggoune ALG 13:56.41; 11, Yawo Kloutse TOG 14:45.85; Cathal Lombard IRL, Michael Aish NZL & Fabiano Joseph TAN DNS

Heat 2: 1, Gebremariam 13:32.46; 2, Chebii 13:32.54; 3, Limo 13:32.82; 4, Guerrouj 13:32.88; 5, Abate 13:33.24; 6, Al-Outaibi 13:33.91; 7, Belz 13:36.54; 8, Suárez 13:41.97; 9, Torres 13:42.42; 10, Abdulhak Zakaria BRN 13:44.15; 11, Hassan Mourhit BEL 14:09.14; 12, Eduardo Buenavista PHI 14:12.55; Kamel Maase NED, Abdullah Ahmad Hassan QAT & John Yuda TAN DNS

Helsinki 2005

Final (Aug 14)

1,	Benjamin Limo	KEN	13:32.55
2,	Sileshi Sihine	ETH	13:32.81
3,	Craig Mottram	AUS	13:32.96
4,	Eliud Kipchoge	KEN	13:33.04
5,	Ali Saïdi-Sief	ALG	13:33.25
6,	John Kibowen	KEN	13:33.77
7,	Tariku Bekele	ETH	13:34.76
8,	Dejene Berhanu	ETH	13:34.98

9, Moukhled Al-Outaibi KSA 13:35.29; 10, Isaac Songok KEN 13:37.10; 11, Boniface Kiprof UGA 13:37.73; 12, Marius Bakken NOR 13:38.63; 13, James Kwalia QAT 13:38.90; 14, Zersenay Tadese ERI 13:40.27; 15, Fabiano Joseph TAN 13:42.50

Kenenisa Bekele was only running the 10,000m in Helsinki, and El Guerrouj now retired, the heats still promised much, as Isaac Songok took the first race in 13:20.36 with the fourth placer (and last automatic qualifier) running 13:21.20. The other heat was the fastest-ever preliminary as reigning champion Kipchoge won with 13:12.86 just ahead of Mottram and Sihine.

Having made the final, each of the runners decided that he had the best finish, with the result that no-one wanted to lead. The time at 3000m was 8:27.74, more than 20 seconds slower than either heat. With four laps to go Bakken upped the pace with laps of 60.8 and 61.9. Just after 4000m Sihine took the lead, and ran the penultimate lap in 60.9, with Kipchoge and Mottram the closest followers. With 200m to go Limo was fourth, having cut off Saïdi-Sief who attempted to overtake on the inside. Limo accelerated past Kipchoge with 60m to go and passed Sihine 30m later. Mottram just caught Kipchoge before the line to take bronze behind Sihine. Limo's last 200m was covered in 25.8, and his last mile in 3:58.9.

First round (First 4 & 7 fastest to final) (Aug 11)

Heat 1: 1, Songok 13:20.36; 2, Bekele 13:20.66; 3, Kibowen 13:21.08; 4, Berhanu 13:21.20; 5, Kwalia 13:21.36; 6, Tadese 13:22.36; 7, Kiprof 13:22.44; 8, Wilson Busienei UGA 13:25.36; 9, Alberto Garcia ESP 13:25.44; 10, Ian Dobson USA 13:27.16; 11, Hicham Bellani MAR 13:29.44; 12, Alejandro Suárez MEX 13:31.63; 13, Sergiy Lebid UKR 13:43.50; 14, Reid Coolsaet CAN 13:53.15; 15, Roberto Garcia ESP 13:59.50; 16, Ryan Hall USA 13:59.86; 17, Eduardo Buenavista PHI 14:24.90; 18, Michael Sanchez GIB 15:34.82; 19, Mostafa Mohammed PLE 15:37.04

Heat 2: 1, Kipchoge 13:12.86; 2, Mottram 13:12.93; 3, Sihine 13:13.04; 4, Saïdi-Sief 13:13.50; 5, Limo 13:14.30; 6, Joseph 13:18.18; 7, Al-Outaibi 13:20.06; 8, Bakken 13:22.00; 9, Mohammed Mourhit BEL 13:22.87; 10, Samson Kiflemariam ERI 13:31.05; 11, Essa Ismail Rashed QAT 13:31.73; 12, Moses Kipsiro UGA 13:32.35; 13, Tim Broe USA 13:51.17; 14, Thiha Aung MYA 14:33.69; 15, Francis Khanje MAW 14:51.49; Jesús España ESP DQ (Tr17.3.1); Günther Weidlinger AUT, Mohammed Aryn MAR & Abderrahim Goumri MAR DNS

Osaka 2007

Final (Sep 2)

1,	Bernard Lagat	USA	13:45.87
2,	Eliud Kipchoge	KEN	13:46.00
3,	Moses Kipsiro	UGA	13:46.75
4,	Matt Tegenkamp	USA	13:46.78
5,	Tariku Bekele	ETH	13:47.33
6,	Mohamed Farah	GBR	13:47.54
7,	Jesús España	ESP	13:50.55
8,	Abraham Cherkos	ETH	13:51.01

9, Felix Kibore QAT 13:51.18; 10, Ali Abdalla Afringi ERI 13:52.69; 11, Adam Goucher USA 13:53.17; 12, Hicham Bellani MAR 13:55.44; 13, Craig Mottram AUS 13:56.24; 14, Juan Luis Barrios MEX 13:59.86; 15, Benjamin Limo KEN 14:01.25

The first heat brought a shock when both Kenyan representatives were outside the automatic qualifying zone in what was a slow race in sapping conditions (29°C, 71% humidity). Former champion Kipchoge won the second heat in 13:33.37, but his compatriots did not advance.

Logic dictated that for any athlete to beat the new 1500m champion, it would be necessary to take the sting out of his finish. However the tempo was slow from the start, the opening lap taking 68.41. The first three kilometres of the final saw that of the finalists hoping to beat Lagat, none did enough to test the American. An opening kilometre of 3:00.35 from defending champion Limo, was followed by sections of 2:46.72, 2:49.92 and 2:45.47.

The lap to the bell took 58.4 with Farah leading. Kipchoge took over with 200 to go, as Lagat cruised comfortably in fifth place. The American finally took the lead with 80m to go, and held off Kipchoge by a metre, to become the first athlete to win the World 1500/5000 double. Lagat had run his last 400 in 52.3, and his last kilometre in 2:23.0. "That was good for me," he said "Everybody waited until the last lap. I think I ran a smart race. I waited until the last 100."

First round (First 5 & 5 fastest to final) (Aug 30)

Heat 1: 1, Bekele 13:46.42; 2, España 13:46.45; 3, Lagat 13:46.57; 4, Bellani 13:46.64; 5, Kipsiro 13:46.86; 6, Khoudir Aggoune ALG 13:47.36; 7, Isaac Songok KEN 13:47.42; 8, Ahmed Baday MAR 13:47.83; 9, Joseph Ebuya KEN 13:48.21; 10, Tonny Wamulwa ZAM 13:50.95; 11, Bekana Daba ETH 13:53.16; 12, Charles Koeh QAT 13:53.36; 13, Alistair Cragg IRL 13:59.45; 14, Erik Sjöqvist SWE 14:05.69; 15, Yuu Mitsuya JPN 14:07.38; Dan Mallam Kabirou NIG DNF

Heat 2: 1, Kipchoge 13:33.37; 2, Cherkos 13:33.62; 3, Tegenkamp 13:35.05; 4, Mottram 13:36.18; 5, Barrios 13:37.12; 6, Farah 13:39.13; 7, Limo 13:41.47; 8, Goucher 13:41.65; 9, Afringi 13:42.00; 10, Kibore 13:46.23; 11, Dieudonné Disi RWA 13:47.30; 12, Jan Fitschen GER 13:48.39; 13, Adam Ismail Khamis BRN 13:50.30; 14, Mourad Maarofit MAR 13:54.65; 15, Takayuki Matsumiya JPN 13:54.95; 16, Stephen Kiprotich UGA 14:04.22; 17, Cleveland Forde GUY 15:25.12; 18, Aung Thi Ha MYA 15:41.08

Berlin 2009

Final (Aug 23)

1,	Kenenisa Bekele	ETH	13:17.09
2,	Bernard Lagat	USA	13:17.33
3,	James Kwalia	QAT	13:17.78
4,	Moses Kipsiro	UGA	13:18.11
5,	Eliud Kipchoge	KEN	13:18.95
6,	Ali Abdosh	ETH	13:19.11
7,	Mohamed Farah	GBR	13:19.69
8,	Matt Tegenkamp	USA	13:20.23

9, Vincent Chepkok KEN 13:21.31; 10, Jesús España ESP 13:22.07; 11, Chakir Boujattaoui MAR 13:23.05; 12, Chris Solinsky USA 13:25.87; 13, Joseph Ebuya KEN 13:39.59; 14, Anis Selmouni MAR 13:44.59; 15, Teklemariam Medhin ERI 13:44.65; 16, Collis Birmingham AUS 13:55.58

The heats were notable for the tribulations of new Ethiopian Ali Abdosh, who accidentally lost a shoe in the first lap then spent 16 seconds trying to replace it before re-joining the race and valiantly attempting to make up lost ground to huge applause from the crowd. He fell three places short of qualifying by right, but was generously advanced to the final by decision of the referee.

The pace in the final was slow with the first kilometer covered in 2:54.35. The pace picked up with kilos of 2:39.82, 2:40.46 and 2:37.59 without significantly breaking up the pack. Bekele covered the penultimate lap in 60.21 seconds, but there were still 12 athletes in contact. Former champion Kipchoge ran alongside Bekele down the final back straight, but slipped back as Bekele ran his penultimate 100 in 13.02. In the meantime Lagat worked himself into an ideal position at Bekele's shoulder with 100m left. The American attacked and edged ahead with 80m to go, but Bekele fought back and won by two metres, completing the final circuit in 53.71.

First round (First 5 & 5 fastest to final) (Aug 20)

Heat 1: 1, Bekele 13:19.77; 2, Tegenkamp 13:19.87; 3, Farah 13:19.94; 4, Chepkok 13:20.24; 5, España 13:20.40; 6, Solinsky 13:20.64; 7, Ebuya 13:22.41; 8, Selmouni 13:22.95; 9, Medhin 13:23.48; 10, Birmingham 13:23.48; 11, Saif Saaeed Shaheen QAT 13:26.35; 12, Geoffrey Kusuro UGA 13:28.48; 13, Abdosh 13:36.52; 14, Daniele Meucci ITA 13:37.79; 15, Etienne Bizimana BDI 14:06.02; 16, Yuichiro Ueno JPN 14:30.76; Bayron Piedra ECU DNF; Juan Luis Barrios MEX & Fabiano Joseph TAN DNS. *Abdosh advanced to the final by decision of the referee*

Heat 2: 1, Kipsiro 13:22.98; 2, Kipchoge 13:23.34; 3, Kwalia 13:23.57; 4, Lagat 13:23.73; 5, Boujattaoui 13:23.83; 6, Bekana Daba ETH 13:23.86; 7, Samuel Tsegay ERI 13:26.78; 8, Morhad Amdouni FRA 13:29.64; 9, Kidane Tadese ERI 13:30.85; 10, Alemayehu Bezabeh ESP 13:33.52; 11, Evan Jager USA 13:39.80; 12, Alistair Cragg IRL 13:46.34; 13, Arne Gabius GER 13:49.13; 14, Moses Kibet UGA 13:52.38; 15, Sergio Sánchez ESP 13:53.51; 16, Marco Joseph TAN 13:53.67; 17, Tonny Wamulwa ZAM 14:01.67; 18, Mohamed Ali Mohamed SOM 14:34.62; 19, Omar Abusaid PLE 15:14.88; (12,) Hussain Jamaan Al-Hamdah KSA DQ (ADr10.8) (13:44.59)

X

Daegu 2011

Final (Sep 4)

1,	Mohamed Farah	GBR	13:23.36
2,	Bernard Lagat	USA	13:23.64
3,	Dejen Gebremeskel	ETH	13:23.92
4,	Isiah Koech	KEN	13:24.95
5,	Abera Kuma	ETH	13:25.50
6,	Thomas Longosiwa	KEN	13:26.73
7,	Eliud Kipchoge	KEN	13:27.27
8,	Bilisuma Shugi	BRN	13:27.67
9,	Galen Rupp USA 13:28.64; 10, Daniele Meucci ITA 13:29.11; 11, Amanuel Mesel ERI 13:33.99; 12, Jesús España ESP 13:33.99; 13, Alistair Cragg IRL 13:45.33; 13, Jake Robertson NZL 14:03.09; Imane Merga ETH DQ (Tr17.3.1) (13:23.78); (13,) Hussain Jamaan Al-Hamdah KSA DQ (ADr10.8) (13:34.83)		

Rightful finalist: Abraham Kiplimo UGA

The final was a slow affair, with the athletes apparently playing into the hands of 2007 winner Lagat. Of the first 11 laps, only two were quicker than 63.9, the slowest being 72.8. Farah led with two laps to go, when 14 men were still in contention. A lap of 62.3 dissuaded nobody, though Longosiwa was unlucky to fall 550m from the finish. Farah was just behind Kipchoge at the bell, then edged in front with Gebremeskel on his shoulder.

The Ethiopian briefly took the lead early in the back straight, but Farah held the inside and regained first place for good with just over 200m to go. Behind these two Merga elbowed Koech, and in the finishing straight edged Lagat out into lane three just as the American was making his bid to win. Up ahead Farah maintained his form to finish two metres clear of the Kenyan-born American. It was the first time a Briton had been first in a global 5000m since Charles Bennett was the winner in the 1900 Olympic team race. Both Farah and Lagat clocked

52.6 for their closing laps. Merga overhauled Gebremeskel for the bronze and duly appeared on the podium, but then was disqualified as it was noticed he had run several strides inside the kerb as the field bunched just after the bell.

The defending champion Kenenisa Bekele was wrongly declared for the heats despite already having left Korea following his failure in the Daegu 10,000m.

First round (First 5 & 5 fastest to final) (Sep 1)

Heat 1: 1, Lagat 13:33.90; 2, Longosiwa 13:34.46; 3, Gebremeskel 13:34.48; 4, Koech 13:34.54; 5, Rupp 13:34.91; 6, Shugi 13:35.86; 7, Meucci 13:39.90; 8, Javier Carriqueo ARG 13:47.51; 9, Collis Birmingham AUS 13:47.88; 10, Mumin Gala DJI 13:48.19; 11, Rui Silva POR 13:50.16; 12, Craig Mottram AUS 13:56.60; 13, Moses Kibet UGA 14:05.15; 14, Goitom Kifle ERI 14:06.42; 15, Abdishakur Nageye Abdulle SOM 15:13.64; Mounir Miout ALG & Francisco Javier Alves ESP DNF; Kenenisa Bekele ETH DNS; (6,) Al-Hamdah DQ (ADr10.8) (13:35.47)

Heat 2: 1, Merga 13:37.96; 2, Farah 13:38.03; 3, Kuma 13:38.41; 4, Kipchoge 13:39.02; 5, Cragg 13:39.36; 6, Mesel 13:39.97; 7, España 13:40.38; 8, Abraham Kiplimo UGA 13:44.09; 9, Andrew Bumbalough USA 13:44.38; 10, Elroy Gelant RSA 13:48.33; 11, Ben St. Lawrence AUS 13:51.64; 12, Robertson 13:53.57; 13, Geoffrey Kusuro UGA 13:54.58; 14, Dejene Regassa BRN 13:56.83; 15, Sylvain Rukundo RWA 13:58.92; 16, Rabah Aboud ALG 14:00.34; 17, Gérard Gahungu BDI 14:09.15; 18, Kazuya Watanabe JPN 14:20.62; 19, Baek Seung-Ho KOR 15:01.37; 20, Christian Ngningba GAB 18:44.06; Abdullah Abdulaziz Al-Joud KSA DNF. *Robertson advanced to final by the decision of the referee, after having been tripped*

Moscow 2013

Final (Aug 16)

1,	Mohamed Farah	GBR	13:26.98
2,	Hagos Gebrhiwet	ETH	13:27.26 (13:26.259)
3,	Isiah Koech	KEN	13:27.26 (13:26.260)
4,	Thomas Longosiwa	KEN	13:27.67
5,	Edwin Soi	KEN	13:29.01
6,	Bernard Lagat	USA	13:29.24
7,	Muktar Edris	ETH	13:29.56
8,	Galen Rupp	USA	13:29.87
9,	Yenew Alamirew ETH 13:31.27; 10, Ryan Hill USA 13:32.69; 11, Dejene Regassa BRN 13:34.54; 12, Elroy Gelant RSA 13:43.58; 13, Sindre Buraas NOR 13:45.67; 14, Zane Robertson NZL 13:46.55; 15, Brett Robinson AUS 14:03.77		

Daegu winner Farah was the man to beat. He had since won two Olympic golds and set a European 1500m record of 3:28.81. Six days earlier, he had won the Moscow 10,000m with the fastest closing sprint.

The Kenyans appeared to try a surging tactic in this final, which Koech opened with a 71.54 lap followed by one of 61.27, according to the transponder on his bib. Longosiwa followed, but then the field closed up and Farah himself took control as the pace settled down. Koech was again in front by 3000m, but that point was reached in a funereal 8:27.87. The Kenyan – who later described himself as a “sacrificial lamb” – surged again with a 61.02 lap to 3400m.

Farah duelled with Alamirew before returning to the front with around 600m to go, having covered the penultimate backstraight in a snappy 13.67. The British runner characteristically rebuffed all efforts to overtake him with a last lap of 53.44 by transponder (or 53.51 by photo-cell), having covered his last personal 1000m in 2:22.12. Koech and Longosiwa threatened in the finishing straight, but even quicker in the last 100m was Gebrhiwet, whose 13.05 carried him past the two Kenyans to snatch the silver medal by one thousandth.

First round (First 5 & 5 fastest to final) (Aug 13)

Heat 1: 1, Gebrhiwet 13:23.22; 2, Alamirew 13:23.48; 3, Lagat 13:23.59; 4, Longosiwa 13:23.94; 5, Hill 13:24.19; 6, Gelant 13:25.07; 7, Robinson 13:25.38; 8, Buraas 13:26.69; 9, Robertson 13:27.89; 10, John Kipkoech KEN 13:31.21; 11, Phillip Kipyeko UGA 13:33.68; 12, Arne Gabius GER 13:34.26; 13, Grevazio Mpani MAW 14:15.65; (13,) Aziz Lahbabi MAR DQ (ADr10.8) (13:37.75); (14,) Sergio Sánchez ESP DQ (ADr10.8) (13:52.05)

Heat 2: 1, Edris 13:20.82; 2, Soi 13:21.44; 3, Koech 13:22.19; 4, Rupp 13:23.91; 5, Farah 13:23.93; 6, Regassa 13:25.21; 7, Ben St. Lawrence AUS 13:33.64; 8, Alemayehu Bezabeh ESP 13:34.68; 9, Byron Piedra ECU 13:35.38; 10, Yuki Sato JPN 13:37.07; 11, Diego Estrada MEX 13:48.30; 12, Rinas Akhmediyev RUS 3, Jake Robertson NZL 14:09.50; (7,) Othmane El Goumri MAR DQ (ADr10.8) (13:31.08)

Beijing 2015

Final (Aug 29)

1,	Mohamed Farah	GBR	13:50.38
2,	Caleb Ndiku	KEN	13:51.75
3,	Hagos Gebrhiwet	ETH	13:51.86
4,	Yomif Kejelcha	ETH	13:52.43
5,	Galen Rupp	USA	13:53.90
6,	Ben True	USA	13:54.07
7,	Ryan Hill	USA	13:55.10
8,	Isiah Koech	KEN	13:55.98
9,	Ali Kaya	TUR	13:56.51;
10,	Edwin Soi	KEN	13:59.02;
11,	Albert Rop	BRN	14:00.12;
12,	Mohammed Ahmed	CAN	14:00.38;
13,	Imane Merga	ETH	14:01.60;
14,	Richard Ringer	GER	14:03.72;
15,	Tom Farrell	GBR	14:08.87

The final started so slowly that Farah was able to veer off for a drink on lap three and lose almost no ground. Merga stopped the photo-cell timer at 3000m in only 8:47.28. The Ethiopian increased the tempo slightly, then Farah took over with three laps to go. A sharper burst of pace was finally injected by Ndiku just before 4200m. The Kenyan ran the penultimate lap in 56.2, but still had Farah, Gebrihiwet, Kejelcha and Rupp within striking distance. Ndiku then completed the lap to 4800m in 54.34, leaving all but Farah adrift.

The Briton waited until the final 75m, then surged to become the first three-time World Champion at this event. Farah's last kilometre had taken 2:19.20 and his last 800m took 1:49.4 (just 0.7 slower than his personal best for the event), with a last lap of 52.6. Ndiku's finishing figures were also of high world class: 2:20.29, 1:50.3 and 54.04. "I knew that Farah is like a 100m runner in the finish," the Kenyan reflected, "so my plan to kill him was to push him a bit earlier, but maybe it was already too late."

First round (First 5 & 5 fastest to final) (Aug 26)

Heat 1: 1, Gebrihiwet 13:45.00; 2, True 13:45.09; 3, Soi 13:45.28; 4, Farrell 13:45.29; 5, Merga 13:45.41; 6, Abrar Osman ERI 13:45.55; 7, Suguru Osako JPN 13:45.82; 8, Emmanuel Kipsang KEN 13:46.43; 9, Cam Levins CAN 13:48.72; 10, Brett Robinson AUS 13:49.63; 11, Alemayehu Bezabeh ESP 13:54.13; 12, Dennis Licht NED 13:57.61; 13, Sindre Buraas NOR 13:59.07; 14, Kemoy Campbell JAM 14:00.55; 15, Aweke Ayalew BRN 14:07.18; 16, Félicien Muhitira RWA 14:11.12; 17, Vitor Aravena CHI 14:29.34; 18, Stuart Banda MAW 14:49.31; (13), Othmane El Goumri MAR DQ (ADr10.1) (13:58.06)

Heat 2: 1, Kejelcha 13:19.38; 2, Farah 13:19.44; 3, Ahmed 13:19.58; 4, Ndiku 13:19.58; 5, Rop 13:19.61; 6, Hill 13:19.67; 7, Ringer 13:19.84; 8, Rupp 13:20.78; 9, Kaya 13:21.46; 10, Koech 13:23.51; 11, Aron Kifle ERI 13:25.85; 12, Phillip Kipyeko UGA 13:26.20; 13, Ilias Fifi ESP 13:28.29; 14, Hayle Ibrahimov AZE 13:28.77; 15, Collis Birmingham AUS 13:34.58; 16, Jesús España ESP 13:51.47; 17, Kota Murayama JPN 14:07.11; 18, Duo Bujie CHN 14:07.35; 19, Suleiman Abdille Borai SOM 15:26.65; 20, Abdullah Al-Qwabani YEM 16:02.55; Youness Essalhi MAR DNF

London 2017

Final (Aug 12)

1,	Muktar Edris	ETH	13:32.79
2,	Mohamed Farah	GBR	13:33.22
3,	Paul Chelimo	USA	13:33.30
4,	Yomif Kejelcha	ETH	13:33.51
5,	Selemon Barega	ETH	13:35.34
6,	Mohammed Ahmed	CAN	13:35.43
7,	Aron Kifle	ERI	13:36.91
8,	Andrew Butchart	GBR	13:38.73
9,	Justyn Knight	CAN	13:39.15;
10,	Kemoy Campbell	JAM	13:39.74;
11,	Patrick Tiernan	AUS	13:40.01;
12,	Birhanu Yemataw	BRN	13:43.25;
13,	Cyrus Rutto	KEN	13:48.64;
14,	Awet Habte	ERI	13:58.68;
	Ryan Hill	USA	DNS

Like Usain Bolt in the 100m, Farah couldn't quite manage to win a fourth successive title. He admitted afterwards that he had been exhausted by his intense effort in the 10,000m final, five days before the 5000m heats. Most of his rivals here did not contest that event, but the final seemed to be going the Briton's way again when he slipped into first place by 4400m. Until then, a moderate pace had been forged largely by Chelimo (3000m in 8:32.93 by transponder) and Tiernan.

The all-important positional racing boiled up as the bell was approached. Kejelcha it was who nipped in front at 4600m and Farah was also shaded by Edris with Barega in fourth. The defending champion was suddenly surrounded by the young Ethiopian trio. Kejelcha and Edris went clear on the final backstraight, then Chelimo drew level with Farah behind the Ethiopians, effectively boxing him in as the finishing straight began. Running widest, Edris went clear to win. Farah strained past the tiring Kejelcha on the inside, just edging Chelimo for silver. Edris's clear-run final 100m had taken just 13.16 compared with Farah's 13.34. Their last laps: 52.38 Edris versus 52.80 Farah, while Chelimo, starting further back at 4600m, was timed at 52.43. "I was highly prepared for this race and I knew I was going to beat Mo Farah," claimed the new champion.

It was a disastrous event for seven-time winner Kenya: their only finalist placed 13th while their other two representatives were not remotely near a qualifying spot.

First round (First 5 & 5 fastest to final) (Aug 9)

Heat 1: 1, Kejelcha 13:30.07; 2, Farah 13:30.18; 3, Edris 13:30.22; 4, Knight 13:30.27; 5, Kifle 13:30.36; 6, Bashir Abdi BEL 13:30.71; 7, Morgan McDonald AUS 13:30.73; 8, Soufian Bouqantar MAR 13:30.78; 9, Jacob Kiplimo UGA 13:30.92; 10, Eric Jenkins USA 13:31.09; 11, Sam McEntee AUS 13:31.58; 12, Hayle Ibrahimov AZE 13:32.15; 13, Emanuel Gniki TAN 13:32.31; 14, Albert Rop BRN 13:32.40; 15, Govindan Lakshmanan IND 13:35.69; 16, Ilias Fifi ESP 13:47.90; 17, Kadar Omar Abdullahi ART 14:32.67; 18, Mohamed Mohamed Daud SOM 14:34.27; 19, Davis Kiplangat KEN 14:52.98; 20, David Kulang SSD 14:53.19; 21, Mohamed Sambe MTN 16:16.29

Heat 2: 1, Barega 13:21.50; 2, Yemataw 13:21.91; 3, Rutto 13:22.45; 4, Tiernan 13:22.52; 5, Hill 13:22.79; 6, Ahmed 13:22.97; 7, Butchart 13:24.78; 8, Chelimo 13:24.88; 9, Campbell 13:26.67; 10, Habte 13:27.70; 11, Soufiane Bouchikhi BEL 13:28.64; 12, Djamel Abdi Dirieh DJI 13:28.98; 13, Zouhair Aouad BRN 13:29.28; 14, Sondre Nordstad Moen NOR 13:31.71; 15, Stephen Kissa UGA 13:32.86; 16, Josephat Menjo KEN 13:35.68; 17, Richard Ringer GER 13:36.87; 18, Marc Scott GBR 13:58.11; Brahim Kaazouzi MAR DNF; Gabriel Gerald Geay TAN & Hagos Gebrihiwet ETH DNS

Doha 2019

Final (Sep 30)

1,	Muktar Edris	ETH	12:58.85
2,	Selemon Barega	ETH	12:59.70
3,	Mohammed Ahmed	CAN	13:01.11
4,	Telahun Haile	ETH	13:02.29
5,	Jakob Ingebrigtsen	NOR	13:02.93
6,	Jacob Kiprof	KEN	13:03.08
7,	Paul Chelimo	USA	13:04.60
8,	Nicholas Kimeli	KEN	13:05.27
9,	Birhanu Yemataw	BRN	13:14.66;
10,	Justyn Knight	CAN	13:26.63;
11,	Hassan Mead	USA	13:27.05;
12,	Stewart McSweyn	AUS	13:30.41;
13,	Henrik Ingebrigtsen	NOR	13:36.25;
14,	Isaac Kimeli	BEL	13:44.29;
	Filip Ingebrigtsen	NOR	DNF

Both heats were dramatic. In the first, European Champion Jakob Ingebrigtsen was disqualified for stepping inside the kerb, then reinstated on appeal when it was agreed that this was a result of contact with another athlete, and no advantage was gained. The race ended with the compelling sight of Guinea-Bissauan Dabó helping the Aruban Busby across the finish line. The pair were bringing up the rear having been lapped, with Busby reaching the bell 25 seconds ahead of Dabó. In the final backstraight the exhausted Aruban started to labour. Rather than racing past, Dabó stopped and supported Busby to the finish, arm in arm. "Anyone in that situation would do the same," said Dabó, but technical rules are rules and Busby was disqualified for receiving physical support from another athlete. Nevertheless the two became friends and the Guinea-Bissauan received 2019's World Athletics International Fair Play Award. The second heat was won by Chelimo despite losing his left shoe halfway through the race.

Barega (19) and Haile (Bekele) were the pace-setters in the final, stringing out the field with Haile reaching 3000m in 7:53.02 by photo-cell. Chelimo then took over as the leading group of 10 bunched up. Following him were three Ethiopians, two Kenyans, two Norwegians (the younger Ingebrigtsen brothers, Filip and Jacob), Balew and Ahmed. The Canadian led at 4000m (11:33.97 cell) and pressed on, with Chelimo and the Ingebrigtsens close behind while the Ethiopians,

loudly supported on the backstraight, took a breather. With 500m to go Filip Ingebrigtsen stepped off the track while the others gathered themselves for the last-lap burn-up.

At the bell (12:03.02 cell), it was Ahmed from Jacob Ingebrigtsen, Barega, Chelimo and Edris. The Norwegian teenager hit the front down the backstraight but was reeled in by the Ethiopians. The defending champion, having been behind for the entire race, had the superior sprint, clocking 13.34 for his last 100m versus Barega 14.29. Ahmed and Chelimo also went past the valiant Norwegian.

First round (First 5 & 5 fastest to final) (Sep 27)

Heat 1: 1, Barega 13:24.69; 2, Kiprop 13:24.94; 3, Edris 13:25.00; 4, J Ingebrigtsen 13:25.20; 5, Ahmed 13:25.35; 6, Yemataw 13:25.70; 7, Butchart 13:26.46; 8, Morgan McDonald AUS 13:26.80; 9, Ben True USA 13:27.39; 10, Patrick Tiernan AUS 13:28.42; 11, Yemaneberhan Crippa ITA 13:29.08; 12, Julien Wanders SUI 13:38.95; 13, Robin Hendrix BEL 13:39.69; 14, Oscar Chelimo UGA 13:42.94; 15, Marc Scott GBR 13:47.12; 16, Richard Ringer GER 13:49.20; 17, Jamal Abdelmajid Eisa Mohammed ART 14:15.32; 18, Tariq Ahmed Al-Amri KSA 14:21.19; 19, Braima Suncar Dabó GBS 18:10.87; Jonathan Busby ARU DQ (Tr6.3.6)

Heat 2: 1, Chelimo 13:20.18; 2, Haile 13:20.45; 3, F Ingebrigtsen 13:20.52; 4, McSweyn 13:20.58; 5, N Kimeli 13:20.82; 6, I Kimeli 13:20.99; 7, H Ingebrigtsen 13:21.22; 8, Mead 13:22.11; 9, Knight 13:25.95; 10, Stephen Kissa UGA 13:27.36; 11, Ibrahim Hassan Bouh DJI 13:36.39; 12, Ben Connor GBR 13:36.92; 13, Sam Parsons GER 13:38.53; 14, Abadi Hadis ETH 13:42.89; 15, Soufiyan Bouqantar MAR 14:03.16; 16, Tachlowini Gabriyesos ART 14:28.11; Gerard Giraldo COL DNF; Viro Ma CAM DNF; Said El Otmani ITA DNF

5000 METRES

Multiple Medallists:

4	Mohamed Farah	GBR	11-1, 13-1, 15-1, 17-2
3	Bernard Lagat	USA	07-1, 09-2, 11-2
2	Fita Bayissa	ETH	91-2, 93-3
	Ismael Kirui	KEN	93-1, 95-1
	Khalid Boulami	MAR	95-2, 97-2
	Benjamin Limo	KEN	99-2, 05-1
	Kenenisa Bekele	ETH	03-3, 09-1
	Eliud Kipchoge	KEN	03-1, 07-2
	Hagos Gebrhiwet	ETH	13-2, 15-3
	Muktar Edris	ETH	17-1, 19-1

Most Finals/Appearences:

6	Farah	07-6, 09-7, 11-1, 13-1, 15-1, 17-2
---	-------	------------------------------------

National Placings:

	1	2	3	4	5	6	7	8	Points
KEN	7	3	4	4	4	4	2	3	156
ETH	3	6	4	4	3	4	5	5	149
MAR	2	3	1	3	2	2	1	-	74
USA	1	2	1	1	2	3	3	2	58
GBR	3	1	1	-	-	1	2	1	45
GER	-	1	-	1	1	1	-	-	19
POR	-	1	-	-	1	-	-	2	13
UGA	-	-	1	1	-	-	-	-	11
BEL	-	-	1	-	1	-	-	-	10
CAN	-	-	1	-	-	1	-	-	9
IRL	1	-	-	-	-	-	-	-	8
FIN	-	-	1	-	-	-	1	-	8
ESP	-	-	-	1	-	-	1	1	8
AUS	-	-	1	-	-	-	-	-	6
QAT	-	-	1	-	-	-	-	-	6
SUI	-	-	-	1	-	-	-	-	5
URS	-	-	-	1	-	-	-	-	5
ALG	-	-	-	-	1	-	-	-	4
FRA	-	-	-	-	1	-	-	-	4
NOR	-	-	-	-	1	-	-	-	4
BUL	-	-	-	-	-	1	-	-	3
ERI	-	-	-	-	-	-	1	1	3
BDI	-	-	-	-	-	-	-	1	2
AUT	-	-	-	-	-	-	-	1	1
BRN	-	-	-	-	-	-	-	1	1
Totals	17	17	17	17	17	17	17	17	612

10,000 Metres

Helsinki 1983

Final (Aug 9)

1,	Alberto Cova	ITA	28:01.04
2,	Werner Schildhauer	GDR	28:01.18
3,	Hansjörg Kunze	GDR	28:01.26

4,	Matti Vainio	FIN	28:01.37
5,	Gidamis Shahanga	TAN	28:01.93
6,	Carlos Lopes	POR	28:06.78
7,	Nick Rose	GBR	28:07.53
8,	Christoph Herle	FRG	28:09.05
9,	Mohamed Kedir	ETH	28:09.92
10,	Bekele Debele	ETH	28:11.13
11,	Antonio Prieto	ESP	28:11.57
12,	Steve Jones	GBR	28:15.03
13,	Mark Nenow	USA	28:17.28
14,	Fernando Mamede	POR	28:18.39
15,	Bill McChesney	USA	28:34.46
16,	José Gómez	MEX	28:42.61
17,	Alberto Salazar	USA	28:48.42
	Henrik Jørgensen	DEN	DNS

At the previous year's European Championships, Alberto Cova had unexpectedly outsprinted the German Werner Schildhauer for the gold medal. The fact that history repeated itself in Helsinki did not detract from the most exciting of finishes to a long distance race.

On paper the Portuguese pair of Lopes and Mamede were favourites, and the latter won his heat in a fast 27:45.54. Mamede was not to be a factor in the final, run at a fluctuating but generally slow pace. Shahanga, Kedir and Debele took turns in front. The time at halfway was 14:07.11, with the field closely packed. On the 19th lap, Vainio spurred ahead with a 62.9 lap, but the pace slowed to 71.0 for the next circuit with Kedir in front.

With three laps left, Kedir and Lopes were at the front with 13 men still in contention. Halfway down the finishing straight before the bell, the imposing Schildhauer burst to the front. Kunze and Vainio followed, then the German pulled away to lead by 5m down the backstraight. Shahanga and Cova completed the chasing group of four behind Schildhauer.

The German showed no signs of fading, but Kunze gradually closed the gap around the final bend. Schildhauer hung on in front as the other four ran wide on the finishing straight. The race was almost over but any one of the five was still in a position to win. Try as he might, Kunze could not get past his team mate, and it looked as if Vainio would take a bronze behind the two Germans. Suddenly Cova, running in lane 4, began moving quicker than anyone. He went from fifth to first in the last 30m, having clocked 54.4 for the last lap in comparison with Schildhauer's 55.0.

First round (First 5 & 8 fastest to final) (Aug 7)

Heat 1: 1, Mamede 27:45.54; 2, Cova 27:46.61; 3, Shahanga 27:46.93; 4, Schildhauer 27:47.03; 5, Prieto 27:47.34; 6, Jones 27:47.57; 7, Debele 27:49.30; 8, Nenow 27:52.41; 9, Jørgensen 28:06.74; 10, Rodolfo Gómez MEX 28:25.38; 11, John Treacy IRL 28:35.58; 12, Roy Andersen NOR 29:03.45; 13, Boualem Rahoui ALG 29:10.95; 14, Domingo Tibaduiza COL 29:23.86; 15, Antoine Nivyobizi BDI 30:45.10; 16, Ramon López PAR 31:27.01; Markus Ryffel SUI DNF; Mehmet Yurdadön TUR DNS

Heat 2: 1, Kunze 28:04.69; 2, Lopes 28:05.62; 3, Rose 28:06.05; 4, Herle 28:06.71; 5, Kedir 28:07.16; 6, Vainio 28:07.47; 7, Gómez 28:07.57; 8, McChesney 28:08.13; 9, Salazar 28:10.10; 10, Steve Binns GBR 28:12.79; 11, Peter Butler CAN 28:13.16; 12, Zacharia Barie TAN 28:22.06; 13, Musa Goda SUD 28:38.03; 14, Kunimitsu Ito JPN 29:49.04; 15, Ronald Lanzoni CRC 30:18.60; 16, Toumane Said COM 34:24.62; Stane Rozman YUG DNF; Birhanu Girma ETH & Dietmar Millonig AUT DNS

Rome 1987

Final (Aug 29)

1,	Paul Kipkoech	KEN	27:38.63
2,	Francesco Panetta	ITA	27:48.98
3,	Hansjörg Kunze	GDR	27:50.37
4,	Arturo Barrios	MEX	27:59.66
5,	Steve Binns	GBR	28:03.08
6,	Martin Vrabel	TCH	28:05.59
7,	Spyros Andriopoulos	GRE	28:07.17
8,	Steve Plasencia	USA	28:11.38
9,	Jean-Louis Prignon	FRA	28:19.47
10,	Rolando Vera	ECU	28:20.24
11,	Ezequiel Canario	POR	28:28.24
12,	Mats Erixon	SWE	28:29.08
13,	Paul Arpin	FRA	28:29.21
14,	Zhang Guowei	CHN	28:30.00
15,	Jon Solly	GBR	28:31.97
16,	Salvatore Antibo	ITA	28:33.77
17,	Markus Ryffel	SUI	28:34.58
18,	Brian Sheriff	ZIM	28:34.96
19,	Paul McCloy	CAN	28:41.89
20,	Kozo Akutsu	JPN	28:45.89
21,	Ed Eyestone	USA	29:00.33
22,	Some Muge	KEN	29:06.40
23,	Haji Bulbula	ETH	29:10.45
24,	Wodajo Bulti	ETH	29:17.09
25,	Habib Romdani	TUN	29:21.35
26,	John Treacy	IRL	29:22.14
	Matti Vainio	FIN	& Paul Williams
	CAN	DNF	
	Gerard Donakowski	USA	& Gerhard Hartmann
	AUT	DNF	

Knowledgeable observers had pencilled in Kipkoech as a probable winner after his victory at the 1987 African Championships, where he clocked 28:34.77 at high altitude. He dominated the race, unsettling the other runners with a 60-second fifth lap before allowing the pace to slow to 14:13.07 at halfway. At this point, Kipkoech surged again, this time sustaining the pace. He clocked 2:36.8 for the seventh kilometre, by which time he had dropped Panetta, the only man who had tried to cover the change of pace. The Kenyan, wearing a white headband, won in a championship record, having run the second half of the race in an unbelievable 13:25.57.

Several runners were confused at the finish by the lap marker which had been displaying only the number of laps required by the leaders. As a result, some stopped a lap too early and some, like Vainio, who would have placed in the first six, did not bother to restart.

Tokyo 1991

Final (Aug 26)

1,	Moses Tanui	KEN	27:38.74
2,	Richard Chelimo	KEN	27:39.41
3,	Khalid Skah	MAR	27:41.74
4,	Thomas Osano	KEN	27:53.66
5,	Richard Nerurkar	GBR	27:57.14
6,	Aloÿs Nizigama	BDI	28:03.03
7,	Mathias Ntawulikura	RWA	28:10.38
8,	Hammou Boutayeb	MAR	28:12.77
9,	Alejandro Gómez	ESP	28:13.14;
10,	Koichi Morishita	JPN	28:13.71;
11,	Haruo Urata	JPN	28:18.15;
12,	Stéphane Franke	GER	28:20.00;
13,	Addis Abebe	ETH	28:33.44;
14,	Marti ten Kate	NED	28:33.49;
15,	Eamonn Martin	GBR	28:35.82;
16,	Andy Bristow	GBR	28:47.01;
17,	Aaron Ramirez	USA	28:47.56;
18,	Fernando Couto	POR	28:48.05;
19,	Katsumi Ikeda	JPN	28:50.25;
20,	Salvatore Antibo	ITA	28:52.41

The Kenyan trio ran as a team to meet the challenge of the two-time World Cross Country Champion Skah. While Chelimo, the world junior record holder, and Tanui set a fast pace, Osano was under instructions to slow the pace of the chasing pack which would include Skah. The race went to plan, with Chelimo passing halfway in 13:30.27, well inside world record pace. Tanui was 25m back and a similar distance in front of Antibo and Skah.

Tanui, the Kenyan champion, caught the slowing Chelimo on the 17th lap by which time the two had a lead of 60m. Antibo, reportedly suffering from a blackout, dropped back. The chasing group comprised Osano, Skah and Nerurkar. The Moroccan appeared to be the only one capable of preventing a Kenyan victory, but he got no help in trying to close the gap. Osano was unwilling and the Briton was already running above himself. Skah made up 20m on laps 22 and 23 but was still 35m behind at the bell. This gap closed further on the final lap but the Kenyan pair were never in danger. Their own private battle was won by Tanui in the finishing straight.

First round (First 8 & 4 fastest to final) (Aug 24)

Heat 1:	Skah	28:23.28;	2,	Martin	28:23.42;	3,	Osano	28:23.56;	4,	Ntawulikura	28:23.75;	5,	Nizigama	28:23.80;	6,	Ramirez	28:24.52;	7,	Urata	28:24.70;	8,	Tanui	28:25.52;	9,	Franke	28:30.13;	10,	Morishita	28:34.29;	11,	Geraldo de Assis	BFA	28:51.25;	12,	Antonio Prieto	ESP	28:57.28;	13,	Carey Nelson	CAN	29:07.27;	14,	John Mwathiwa	MAW	30:31.43;	15,	Chuluunbaatar Ariunsaikhan	MGL	30:50.77;	16,	Gerard Degaetano	MLT	31:03.21;	17,	Lucas Eningo Elonga	GEQ	35:31.57;	18,	Antonio Silio	ARG	& John Halvorsen	NOR	DNF;	19,	Arturo Barrios	MEX	DNS
Heat 2:	1,	Abebe	28:23.77;	2,	Chelimo	28:23.79;	3,	Nerurkar	28:24.03;	4,	Ikeda	28:26.14;	5,	Boutayeb	28:26.54;	6,	Antibo	28:26.72;	7,	Couto	28:27.56;	8,	Gomez	28:29.37;	9,	ten Kate	28:31.66;	10,	Bristow	28:41.60;	11,	Steve Plasencia	USA	28:47.13;	12,	Jesús Herrera	MEX	28:59.22;	13,	Vincent Rousseau	BEL	28:59.34;	14,	Zoltán Kaldy	HUN	29:00.89;	15,	José Manuel Albentosa	ESP	29:20.92;	16,	Ahmed Al Hamshani	JOR	31:13.52;	17,	Manny Lolín	MHL	DNF;	18,	Miguel Angel Vargas	CRC	Manuel Moreno	CPV	& Silvio Guerra	ECU	DNS	

Stuttgart 1993

Final (Aug 22)

1,	Haile Gebrselassie	ETH	27:46.02
2,	Moses Tanui	KEN	27:46.54

3,	Richard Chelimo	KEN	28:06.02				
4,	Stéphane Franke	GER	28:10.69				
5,	Aloÿs Nizigama	BDI	28:13.43				
6,	Francesco Panetta	ITA	28:27.05				
7,	Todd Williams	USA	28:30.49				
8,	Antonio Silio	ARG	28:36.88				
9,	Germán Silva	MEX	28:39.47;				
10,	William Sigei	KEN	28:54.39;				
11,	Antonio Serrano	ESP	29:04.10;				
12,	Salvatore Antibo	ITA	29:10.83;				
13,	Boay Akonay	TAN	29:15.13;				
14,	Armando Quintanilla	MEX	29:32.34;				
15,	Tadashi Fukushima	JPN	29:46.70;				
16,	José Carlos Adán	ESP	30:04.34;				
17,	Dan Nelson	USA	30:41.72;				
18,	Fita Bayissa	ETH	Oleg Strizhakov	RUS	& Rolando Vera	ECU	DNF

Once again Chelimo – who briefly held the world record the previous month – and Tanui were representing Kenya. Both took turns in front, but the pace was erratic. The leader at halfway (13:59.38) was 5000m bronze medallist Bayissa, but the Ethiopian dropped out soon afterwards, leaving Chelimo in front. Surprisingly the young Kenyan fell back, and at 8000m the race had developed into a duel between Tanui and Gebrselassie, who had narrowly failed to win the 5000m six days earlier. Unusually, the 10,000m was being staged on the final day of the championships.

The Ethiopian upset the Kenyan by refusing to lead and catching his heels when Tanui slowed the pace. With six laps to go the Kenyan turned to remonstrate. The situation boiled over at the start of the final lap when Tanui kicked off his left shoe. Then with one bare foot, he sprinted vigorously and was 10m up on the Ethiopian on the last bend. Gebrselassie, finishing even more quickly than he did in the 5000m final, closed the gap and flew past in the homestraight. His last lap took 54.98 to Tanui's 55.66.

Tanui was furious after the finish and, after retrieving his lost shoe, angrily waved it at Gebrselassie when the Ethiopian attempted to shake hands. "He kept stepping on my shoes," complained Tanui. "You tell me how my shoe fell off without him making it happen."

First round (First 8 & 4 fastest to final) (Aug 20)

Heat 1:	1,	Silio	28:16.62;	2,	Gebrselassie	28:17.95;	3,	Tanui	28:18.56;	4,	Chelimo	28:18.70;	5,	Akonay	28:18.97;	6,	Franke	28:19.11;	7,	Panetta	28:20.49;	8,	Silva	28:22.16;	9,	Adán	28:23.08;	10,	Steve Plasencia	USA	28:40.69;	11,	Fackson Nkandu	ZAM	29:03.67;	12,	Steve Moneghetti	AUS	29:21.18;	13,	Domingos Castro	POR	29:35.47;	14,	Nozomi Saho	JPN	29:36.40;	15,	John Mwathiwa	MAW	29:45.55;	16,	Zoltán Káldy	HUN	DNF;	17,	Mohamed Moosa Ahmed	PLE	DNF;	18,	José Regalo	POR	DNF
Heat 2:	1,	Antibo	28:27.48;	2,	Bayissa	28:28.32;	3,	Sigei	28:28.33;	4,	Williams	28:28.62;	5,	Nelson	28:28.76;	6,	Nizigama	28:29.18;	7,	Fukushima	28:29.49;	8,	Strizhakov	28:29.84;	9,	Serrano	28:31.48;	10,	Quintanilla	28:34.57;	11,	Vera	28:35.45;	12,	Martín Pitayo	MEX	28:54.23;	13,	Tendai Chimusasa	ZIM	28:57.68;	14,	Luis Jesus	POR	29:12.00;	15,	Jun Hiratsuka	JPN	29:12.22;	16,	Ramachandran Murusamy	MAS	29:38.97;	17,	Gopal Thein Win	MYA	29:56.61;	18,	Mathias Ntawulikura	RWA	DNS		

Gothenburg 1995

Final (Aug 8)

1,	Haile Gebrselassie	ETH	27:12.95
2,	Khalid Skah	MAR	27:14.53
3,	Paul Tergat	KEN	27:14.70
4,	Salah Hissou	MAR	27:19.30
5,	Josephat Machuka	KEN	27:23.72
6,	Joseph Kimani	KEN	27:30.02
7,	Stéphane Franke	GER	27:48.88
8,	Paulo Guerra	POR	27:52.55
9,	Todd Williams	USA	27:52.87;
10,	Toshiyuki Hayata	JPN	27:53.12;
11,	Domingos Castro	POR	27:53.42;
12,	Yasuyuki Watanabe	JPN	27:53.82;
13,	Germán Silva	MEX	27:55.34;
14,	Assefa Mezegebu	ETH	27:56.06;
15,	Mathias Ntawulikura	RWA	27:57.92;
16,	Alejandro Gómez	ESP	27:59.38;
17,	Hendrick Ramaala	RSA	28:00.08;
18,	Stefano Baldini	ITA	28:08.39;
19,	Antonio Pinto	POR	28:26.42;
20,	Abel Antón	ESP	DNF

There was a sensation in the first round when Kenyan champion Machuka raced to a championship record of 27:29.07. Eleven men broke 28 minutes behind him. The other heat was slower and significantly all three medallists came from the first race.

The first lap in the final was slow (70.44). Then Williams made a brave bid for a medal by racing into a lead of 60m after three laps. He was caught on lap nine by Kimani, who was shadowed by

Gebrselassie, the world record holder and defending champion. Skah, Hissou, Kimani, Machuka and Franke completed the leading pack at halfway (13:46.20). Franke was the first to be dropped, followed by Kimani then Machuka. Hissou took over with 600m to go and at the bell (26:16.83), he led from Gebrselassie, Skah and Tergat.

Suddenly on the final bend, the Ethiopian unleashed a breathtaking sprint to leave the other three with no chance. He was timed at 25.1 for the last 200m despite launching his kick with only 180m to go. The Ethiopian's final lap was 56.0, and he lowered the championship record again to 27:12.95. Skah and Tergat also produced fine closing sprints, but were 20m down at the finish. Later that evening, Gebrselassie could be seen running around the streets of Gothenburg thronged by a huge group of Ethiopian supporters.

First round (First 8 & 4 fastest to final) (Aug 5)

Heat 1: 1, Gebrselassie 28:10.66; 2, Tergat 28:10.78; 3, Pinto 28:11.47; 4, Guerra 28:11.94; 5, Mezegebu 28:11.96; 6, Skah 28:11.99; 7, Hayata 28:12.77; 8, Williams 28:13.83; 9, Paul Evans GBR 28:14.76; 10, Stephan Freigang GER 28:17.04; 11, Martín Pitayo MEX 28:24.20; 12, Rolando Vera ECU 28:33.10; 13, Andrew Panga TAN 28:44.44; 14, Kenji Takao JPN 28:47.01; 15, Antonio Serrano ESP 28:51.37; 16, Jeffrey Schiebler CAN 29:12.20; 17, Arnold Mächler SUI 29:33.77; 18, Charles Mulingu ZAM 30:06.49; 19, Ismael Ould Adermaz MTN 33:04.49; Alyan Al-Qahtani KSA & Robbie Johnston NZL DNF

Heat 2: 1, Machuka 27:29.07; 2, Kimani 27:35.20; 3, Hissou 27:47.20; 4, Ntawulikura 27:47.93; 5, Castro 27:48.19; 6, Watanabe 27:48.55; 7, Silva 27:49.07; 8, Baldini 27:50.27; 9, Franke 27:50.93; 10, Antón 27:51.37; 11, Gómez 27:51.64; 12, Ramaala 27:54.59; 13, Chris Fox USA 28:32.67; 14, Jorge Márquez MEX 28:53.02; 15, Miroslav Vanko SVK 28:53.69; 16, Tom Ansberry USA 29:01.43; 17, Noel Berkeley IRL 29:16.69; Aloÿs Nizigama BDI, Antonio Sillio ARG & Fita Bayissa ETH DNF

Athens 1997

Final (Aug 6)

1,	Haile Gebrselassie	ETH	27:24.58
2,	Paul Tergat	KEN	27:25.62
3,	Salah Hissou	MAR	27:28.67
4,	Paul Koech	KEN	27:30.39
5,	Assefa Mezegebu	ETH	27:32.48
6,	Domingos Castro	POR	27:36.52
7,	Habte Jifar	ETH	28:00.29
8,	Julio Rey	ESP	28:07.06

9, Stefano Baldini ITA 28:11.97; 10, Darren Wilson AUS 28:20.16; 11, Kamiel Maase NED 28:23.20; 12, Dominic Kirui KEN 28:28.13; 13, Abderrahim Zitouna MAR 28:29.09; 14, Hendrick Ramaala RSA 28:33.48; 15, Tendai Chimusasa ZIM 28:55.29; 16, Carsten Eich GER 28:59.34; 17, Saïd Beriouï MAR 29:22.05; 18, José Ramos POR 29:49.00; Toshinari Takaoka JPN & Mohammed Mourhit BEL DNS

Unhappy running on such a hard track, and at the final championships where a 10,000m heat was required, Gebrselassie expended the least possible energy in stretching his world title win streak to three. As he remarked, "my win was very easy, unlike the one in the Olympics." Content to sit in while his compatriot Jifar led past halfway in a leisurely 13:58.79, and patiently biding his time as Koech picked up the pace after 7000m, Gebrselassie struck 530m out. His initial burst of speed was awesome and a 56.0 last lap allowed his closest pursuer, Tergat, no opportunity of getting on level terms, although he did narrow the deficit with a 55.2 last lap. Gebrselassie covered the second half in 13:25.1 with a final kilometre of 2:30.7. The first three finished in the same order as at the Atlanta Olympics – the only individual event in which that occurred in Athens.

First round (First 8 & 4 fastest to final) (Aug 3)

Heat 1: 1, Castro 28:07.04; 2, Mourhit 28:12.02; 3, Beriouï 28:12.33; 4, Eich 28:12.46; 5, Koech 28:13.24; 6, Mezegebu 28:13.95; 7, Tergat 28:13.98; 8, Hissou 28:15.09; 9, Ramos 28:20.06; 10, Carlos de la Torre ESP 28:20.50; 11, Toshiyuki Hayata JPN 28:27.97; 12, Dan Middleman USA 28:56.76; 13, Marco A. Condori BOL 29:51.24; 14, Agustín Morán PAN 30:12.32

Heat 2: 1, Gebrselassie 27:55.36; 2, Jifar 27:55.71; 3, Kirui 27:56.62; 4, Zitouna 27:57.11; 5, Wilson 27:57.54; 6, Maase 27:57.78; 7, Rey 28:03.36; 8, Ramaala 28:05.70; 9, Takaoka 28:07.36; 10, Baldini 28:07.81; 11, Chimusasa 28:14.03; 12, Mohamed Ezzher FRA 28:47.48; 13, João N'Tyamba ANG 29:38.92; 14, Brad Barquist USA 29:43.01; 15, Margarito Zamora MEX 29:52.03; 16, Panayiotis Haramis GRE 30:08.60; 17, Georges Richmond PYF 31:48.17; Carlos Patricio POR & Zoltán Káldy HUN DNF

Seville 1999

Final (Aug 24)

1,	Haile Gebrselassie	ETH	27:57.27
2,	Paul Tergat	KEN	27:58.56
3,	Assefa Mezegebu	ETH	27:59.15
4,	Girma Tola	ETH	28:02.08
5,	António Pinto	POR	28:03.42
6,	Habte Jifar	ETH	28:08.82
7,	Benjamin Maiyo	KEN	28:14.98
8,	Kamiel Maase	NED	28:15.58

9, David Chelule KEN 28:17.77; 10, Khalid Skah MAR 28:25.10; 11, Hendrick Ramaala RSA 28:25.57; 12, Toshinari Takaoka JPN 28:30.73; 13, Joao N'Tyamba ANG 28:31.09; 14, Enrique Molina ESP 28:37.19; 15, Ismaïl Sghyr MAR 28:41.49; 16, Saïd Beriouï MAR 28:46.77; 17, Mohamed Ezzher FRA 28:47.01; 18, Kenji Takao JPN 28:49.95; 19, José Manuel Martínez ESP 28:55.87; 20, Satoshi Irifune JPN 29:04.09; 21, Brad Hauser USA 29:18.21; 22, Peter Julian USA 29:20.31; 23, Enoch Skosana RSA 29:30.51; 24, Alejandro Salvador MEX 29:36.58; 25, Bruno Toledo ESP 29:39.28; 26, Sean Kaley CAN 29:52.35; 27, Samir Moussaoui ALG 30:20.24; Shadrack Hoff RSA, Alan Culpepper USA, Jon Brown GBR, Ali El-Zaidi LBA & Mohammed Al-Khawani YEM DNF

Still only 26, Gebrselassie strengthened his claim to be considered the greatest of all long distance track runners by capturing his fourth successive world title at this distance. Run in searing heat, it was not surprising that the race opened cautiously, with Ramaala leading for most of the first half, until Gebrselassie took over for a while just prior to 5000m (14:17.17). It was during the eighth kilometre that Chelule injected a 62.88 lap but then the pace slowed again to 69s and there were still ten in contention with four laps remaining. The next took 66.25 and then European record holder Pinto burst ahead at 9 kilometres to rip through the 23rd lap in 62.21 with Gebrselassie in hot pursuit.

At the bell (27:02.90), after a 61.35 circuit, it was Gebrselassie ahead of Pinto, Mezegebu, Tola and Tergat, and a 54.37 last lap carried him to victory. The last kilometre took just 2:24.9. Tergat mustered a 55.1 last lap but although he moved into second place he never looked like catching the master.

Edmonton 2001

Straight Final (Aug 8)

1,	Charles Kamathi	KEN	27:53.25
2,	Assefa Mezegebu	ETH	27:53.97
3,	Haile Gebrselassie	ETH	27:54.41
4,	Yibeltal Admassu	ETH	27:55.24
5,	Fabián Roncero	ESP	27:56.07
6,	José Ríos	ESP	27:56.58
7,	Paul Kosgei	KEN	27:57.56
8,	John Cheruiyot Korir	KEN	27:58.06
9,	Habte Jifar	ETH	28:02.71

10, Kamiel Maase NED 28:05.41; 11, Jaouad Gharib MAR 28:05.45; 12, José Manuel Martínez ESP 28:06.33; 13, Jeff Schiebler CAN 28:07.06; 14, Marco Mazza ITA 28:08.00; 15, Toshinari Takaoka JPN 28:13.99; 16, Abderrahim Goumri MAR 28:14.06; 17, Teodoro Vega MEX 28:14.77; 18, Alan Culpepper USA 28:18.44; 19, Abdi Abdirahman USA 28:34.38; 20, João N'Tyamba ANG 28:38.31; 21, Saïd Beriouï MAR 28:38.80; 22, Naoki Mishiro JPN 28:42.68; 23, Mebrathom Keflezighi USA 28:44.48; 24, Kamel Kohil ALG 28:52.47; 25, John Henwood NZL 29:01.62; Aloÿs Nizigama BDI, Mohammed Mourhit BEL & José Ramos POR DNF

Haile Gebrselassie was racing for the first time since an operation on his Achilles tendon in November 2000. The pace was moderate and none had been dropped as the large pack reached halfway in 14:15.11. The lead changed frequently but the four Ethiopians and three Kenyans were always prominent with Gebrselassie usually in second spot. With two laps to go, there was a pack of nine in front, the seven East Africans and two Spaniards.

Kosgei led at the bell, then Gebrselassie got to the pole position with 200m remaining. Everyone was expecting the Ethiopian to accelerate and collect a fifth title, but it was Kamathi who had easily the best finishing speed. He strode past Gebrselassie and smoothly sprinted away. A stunned Mezegebu also overtook Gebrselassie, who suffered his first defeat at 10,000m since 1993. Later it was revealed that the former champion had spent the previous three nights in a clinic suffering from flu.

After watching Kamathi's win, a dentist in Edmonton offered to replace for free the Kenyan's front tooth which had been missing since 1997.

Paris 2003

Straight Final (Aug 24)

1,	Kenenisa Bekele	ETH	26:49.57										
2,	Haile Gebrselassie	ETH	26:50.77										
3,	Sileshi Sihine	ETH	27:01.44										
4,	Abdullah Ahmad Hassan	QAT	27:18.28										
5,	John Cheruiyot Korir	KEN	27:19.94										
6,	Wilberforce Talel	KEN	27:33.60										
7,	Charles Kamathi	KEN	27:45.05										
8,	Kamiel Maase	NED	27:45.46										
9,	Karl Keska GBR	27:47.89;	10, Smail Sghir FRA 27:54.87;	11, David Galván MEX 27:55.31;	12, John Yuda TAN 27:56.21;	13, Fabiano Joseph TAN 28:06.36;	14, Alan Culpepper USA 28:14.92;	15, Teodoro Vega MEX 28:31.71;	16, Meb Keflezighi USA 28:35.08;	17, Cathal Lombard IRL 28:36.43;	18, Tomoo Tsubota JPN 28:37.10;	19, Dan Browne USA 29:01.60;	Dieter Baumann GER, Salim Kipsang KEN & Michael Aish NZL DNF; José Manuel Martínez ESP DNS

Ethiopia gained revenge for Kamathi's win two years earlier with a display never seen before in a 10,000m race. The first 5000m was unremarkable, reached in 13:52.33 by Bekele, the multi World Cross Country Champion who had defeated his illustrious compatriot Gebrselassie in Hengelo the previous June. The two Ethiopians then worked together at a much quicker rate. Each ran laps of 61.2, and their sixth kilometre took just 2:34.52 (25:45 pace!). In third place was the Ethiopian number three, Sihine. Kamathi, Korir and Hassan stayed in touch but not for long. The Ethiopian pair – with Gebrselassie more often in front and Bekele looking more comfortable – continued to operate at sub-13 minute 5000m pace. Only Sihine kept up but he was dropped at the bell, where the elder Ethiopian led. Bekele followed before sprinting clear on the final bend. He won by 10m, having covered the final lap in 55.0, very quick considering the total time of 26:49.57 was the 10th-fastest in history. Gebrselassie's last lap was 56.23, but it was the pair's second half timings which were most remarkable: 12:57.24 and 12:58.8. Defending champion Kamathi – seventh this time – concluded "they were too strong."

In fourth place Hassan smashed the Asian record. Formerly a Kenyan international, he had been issued with a Qatari passport on August 9, 2003.

Helsinki 2005

Straight Final (Aug 8)

1,	Kenenisa Bekele	ETH	27:08.33											
2,	Sileshi Sihine	ETH	27:08.87											
3,	Moses Mosop	KEN	27:08.96											
4,	Boniface Kiprop	UGA	27:10.98											
5,	Martin Mathathi	KEN	27:12.51											
6,	Zersenay Tadese	ERI	27:12.82											
7,	Abebe Dinkessa	ETH	27:13.09											
8,	Abderrahim Goumri	MAR	27:14.64											
9,	Nicholas Kemboi QAT 27:16.22;	10, Juan Carlos de la Ossa ESP 27:33.42;	11, Yonas Kifle ERI 27:35.72;	12, Charles Kamathi KEN 27:37.82;	13, Abdi Abdirahman USA 27:52.01;	14, Christian Belz SUI 27:53.16;	15, Gebre-egziabher Gebremariam ETH 27:53.19;	16, Sultan Khamis Zaman QAT 27:53.33;	17, Dieudonné Disi RWA 27:53.51;	18, John Yuda TAN 27:57.31;	19, Yuu Mitsuya JPN 27:57.67;	20, Mohammed Aryn MAR 28:12.59;	21, Khalid El Amri MAR 28:37.72;	22, Terukazu Omori JPN 28:59.46; Meb Keflezighi USA DNF

Twenty of the 23 starters were African-born, though five were representing countries outside that continent. The pace was modest through the first 6000m with the halfway point reached in 13:51.10, but the Ethiopians pushed the pace in the seventh kilometre with Bekele running that 1000m in 2:39. By this point the pack had dwindled to nine (three Ethiopians, two Kenyans and one each from Uganda, Qatar, Eritrea and Morocco). The pace slowed (to 2:47.55) in the ninth kilo-

metre as the runners prepared for the final rush. Mathathi led from the 9000m point until just before the bell, when Dinkessa led the Ethiopian charge. Only Mosop was able to latch on, and Bekele took the lead with 250m to go. Bekele ran his last 200m in 25.9 as he sped away to win by 4m, though frequently darting quick looks over his shoulder to ensure he was safe. Sihine held off Mosop for the silver. Bekele had retained his title with a tactically-run last half of 13:15.9, and a last 800m in 1:56.7.

Osaka 2007

Straight Final (Aug 27)

1,	Kenenisa Bekele	ETH	27:05.90								
2,	Sileshi Sihine	ETH	27:09.03								
3,	Martin Mathathi	KEN	27:12.17								
4,	Zersenay Tadese	ERI	27:21.37								
5,	Josephat Muchiri	KEN	27:31.41								
6,	Gebre-egziabher Gebremariam	ETH	27:44.58								
7,	Abdihakem Abdirahman	USA	27:56.62								
8,	Kiprono Menjo	KEN	28:25.67								
9,	Dathan Ritzenhein USA 28:28.59;	10, Boniface Kiprop UGA 28:30.99;	11, Galen Rupp USA 28:41.71;	12, Kensuke Takezawa JPN 28:51.69;	13, Tadese Tola ETH 28:51.75;	14, Alejandro Suárez MEX 28:52.19;	15, Wilson Busienei UGA 29:24.72;	16, Dickson Marwa Mkami TAN 29:25.91;	17, Kazuhiro Maeda JPN 29:48.17;	18, Michael Aish NZL 30:34.16;	Simon Bairu CAN; Khalid El Aamri MAR; Ahmad Hassan Abdullah & Essa Ismail Rashed QAT DNF

Having beaten Bekele at the World Cross-Country Championships in sweltering conditions, Tadese took on the pace in the hot (30°C) and humid (65%) Nagai Stadium. Kilometre splits varying between 2:43.2 and 2:45.6 took the field through halfway in 13:42.98, and burned off half of the contenders. By 8000m (21:54.58), only four were left in contention, with Bekele, Sihine and Mathathi latched on to the Eritrean.

Mathathi took the lead with three laps to go, and Tadese immediately lost touch. The Kenyan's next lap was covered in 61.12, but did not dissuade the two Ethiopians. Sihine went past Mathathi just after the bell, and raced ahead by up to eight metres. Some felt that Bekele might be heading for defeat, but he was effectively toying with the opposition. He simply changed gears and reeled his teammate in with 150m left, then flowed past in majestic fashion to win by 20m. His last lap took 55.51 compared with Sihine's 59.0, both substantially quicker than Mathathi's 62.2. For both Ethiopians it was a third consecutive 10,000m medal.

Berlin 2009

Straight Final (Aug 17)

1,	Kenenisa Bekele	ETH	26:46.31															
2,	Zersenay Tadese	ERI	26:50.12															
3,	Moses Masai	KEN	26:57.39															
4,	Imane Merga	ETH	27:15.94															
5,	Bernard Kiprop	KEN	27:18.47															
6,	Dathan Ritzenhein	USA	27:22.28															
7,	Micah Kogo	KEN	27:26.33															
8,	Galen Rupp	USA	27:37.99															
9,	Kidane Tadese ERI 27:41.50;	10, Gebre-egziabher Gebremariam ETH 27:44.04;	11, Ahmad Hassan Abdullah QAT 27:45.03;	12, Teklemariam Medhin ERI 27:58.89;	13, Fabiano Joseph TAN 28:04.32;	14, Juan Carlos Romero MEX 28:09.78;	15, Carles Castillejo ESP 28:09.89;	16, Dickson Marwa TAN 28:18.00;	17, Tim Nelson USA 28:18.04;	18, Juan Luis Barrios MEX 28:31.40;	19, Surendra Singh IND 28:35.51;	20, Anatoliy Rybakov RUS 28:42.28;	21, Ezekiel Jafari TAN 28:45.34;	22, Martin Toroitich UGA 28:49.49;	23, Rui Pedro Silva POR 28:51.40;	24, David McNeill AUS 29:18.59;	25, Yuki Iwai JPN 29:24.12;	Collis Birmingham AUS, Ayad Lamdassem ESP, Manuel Ángel Penas ESP, Abebe Dinkessa ETH & Nicholas Kemboi QAT DNF

The first four kilometres were run at 27:40 pace, and then Masai threw in a 2:35.70 kilometre to pass halfway in 13:40.45. Three hundred metres later, Tadese took the lead, and after four laps a group of 12 had dwindled to three followers of the Eritrean – Masai, Kogo and, inevitably Bekele.

The 3000m (to 8000m) took 7:57.28, and by then Kogo had been broken. The next lap took 62.1 seconds and it became a duel. In humid conditions at the 2007 World Cross Country Championships, Tadese beat Bekele, but he had never done so otherwise. The Eritrean led at the bell, but Bekele then kicked and went away to win in 26:46.31 – his fastest championship win ever. Tadese finished a magnificent second 30m behind, 50m ahead of Masai. The first 14 men either set lifetime or seasonal bests. For Bekele it was his fourth consecutive World title, equalling Gebrselassie's record, and his 12th win in 12 races over the distance. Remarkably the slowest time in Bekele's career at this point was 27:08.33, and his 12 lifetime races averaged 26:45.7, a time beaten by just 12 other athletes in the sport's history.

Daegu 2011

Straight Final (Aug 28)

1,	Ibrahim Jeylan	ETH	27:13.81
2,	Mohamed Farah	GBR	27:14.07
3,	Imane Merga	ETH	27:19.14
4,	Zersenay Tadese	ERI	27:22.57
5,	Martin Mathathi	KEN	27:23.87
6,	Peter Kirui	KEN	27:25.63
7,	Galen Rupp	USA	27:26.84
8,	Sileshi Sihine	ETH	27:34.11

9, Paul Tanui KEN 27:54.03; 10, Matt Tegenkamp USA 28:41.62; 11, Rui Silva POR 28:48.62; 12, Daniele Meucci ITA 28:50.28; 13, Stephen Mokoka RSA 28:51.97; 14, Scotty Bauhs USA 29:03.92; 15, Yuki Sato JPN 29:04.15; 16, Juan Carlos Romero MEX 29:38.38; Hasan Mahboob Ali BRN, Bayron Piedra ECU & Kenenisa Bekele ETH DNF

The biggest question in the lead up to the race was whether four-time champion Bekele would start. The great Ethiopian had been out of action for 19 months with a ruptured calf muscle. There had been several announced comebacks in that period which did not materialise, so he appeared at the start with no races to his credit in 2011. Sadly he ran off the track in the sixth kilometre having lost touch with the leaders. It was his first ever defeat at the distance.

The race was led at halfway by Kirui (13:52.51), though most of the pace setting was done by Tadese to 8000m. At this point eight were in contention, and this was whittled down to three (Farah, Merga and Jeylan) after the Briton took the lead with 600m remaining. Farah surged with 450m to go and appeared to have the beating of Merga, but Jeylan gave chase. The Briton led by five metres with half a lap remaining, but the Ethiopian continued to gain and edged in front with 25m remaining to win for victory. Jeylan's gold medal was Ethiopia's ninth, while Farah won Britain's first ever medal in the event. The last laps of the gold and silver medallists were respectively covered in 52.7 and 53.36.

Moscow 2013

Straight Final (Aug 10)

1,	Mohamed Farah	GBR	27:21.71
2,	Ibrahim Jeylan	ETH	27:22.23
3,	Paul Tanui	KEN	27:22.61
4,	Galen Rupp	USA	27:24.39
5,	Abera Kuma	ETH	27:25.27
6,	Bedan Karoki	KEN	27:27.17
7,	Kenneth Kipkemoi	KEN	27:28.50
8,	Nguse Tesfaldet	ERI	27:29.21

9, Mohammed Ahmed CAN 27:35.76; 10, Dathan Ritzenhein USA 27:37.90; 11, Thomas Ayeko UGA 27:40.96; 12, Imane Merga ETH 27:42.02; 13, Moses Kipsiro UGA 27:44.53; 14, Cam Levins CAN 27:47.89; 15, Tsuyoshi Ugachi JPN 27:50.79; 16, Dejen Gebremeskel ETH 27:51.88; 17, Goitom Kifle ERI 27:56.38; 18, Chris Derrick USA 28:04.54; 19, Daniele Meucci ITA 28:06.74; 20, Stephen Mokoka RSA 28:11.61; 21, Suguru Osako JPN 28:19.50; 22, Timothy Toroitich UGA 28:33.61; 23, Bashir Abdi BEL 28:41.69; 24, Collis Birmingham AUS 28:44.82; 25, Yevgeniy Rybakov RUS 28:47.49; Alemu Bekele BRN, Teklemariam Medhin ERI, Robert Kajuga RWA, Polat Kemboi Arkan TUR, Yuki Sato JPN, Juan Luis Barrios MEX & Jake Robertson NZL DNF

The first lap timed by transponder in 63.32 (by Ayeko) suggested that a fast race was in store, but a second lap in the 69s set the tone for a comfortably-paced first half. Halfway was reached by Tanui in 13:50.02 by transponder (or 13:49.95 by photo-cell). Farah, who had led briefly from 2400m, was lurking in the pack. Tanui still led at 8000m (22:11.50) with Farah's training partner Rupp on his shoulder. Farah took the lead with 4½ laps to go, but the next two circuits brought only a slight pace increase. Ritzenhein went ahead briefly, passing 9000m in 24:55.58. Within 200m, Farah was in front again and picked up the tempo with a 24th lap of 60.63. At the bell, it was Farah with five others still in close contention. Tanui and Kuma were the Briton's closest chasers until 180m remained, when reigning champion Jeylan moved ominously into second place, poised to outkick Farah as he had done in 2011. This time the Briton stayed ahead with a 12.82 final 100m compared with the Ethiopian's 13.15. Farah's last lap took 54.41 by transponder (or 54.49 cell).

Beijing 2015

Straight Final (Aug 22)

1,	Mohamed Farah	GBR	27:01.13
2,	Geoffrey Kamworor	KEN	27:01.76
3,	Paul Tanui	KEN	27:02.83
4,	Bedan Karoki	KEN	27:04.77
5,	Galen Rupp	USA	27:08.91
6,	Abrar Osman	ERI	27:43.21
7,	Ali Kaya	TUR	27:43.69
8,	Timothy Toroitich	UGA	27:44.90

9, Joshua Cheptegei UGA 27:48.89; 10, Muktar Edris ETH 27:54.47; 11, Mosinet Geremew ETH 28:07.50; 12, El Hassan El Abbassi BRN 28:12.57; 13, Nguse Tesfaldet ERI 28:14.72; 14, Cam Levins CAN 28:15.19; 15, Hassan Mead USA 28:16.30; 16, Shadrack Kipchirchir USA 28:16.30; 17, Arne Gabius GER 28:24.47; 18, Tetsuya Yoroizaka JPN 28:25.77; 19, Teklemariam Medhin ERI 28:39.26; 20, Stephen Mokoka RSA 28:47.40; 21, Aweke Ayalew BRN 29:14.55; 22, Kenta Murayama JPN 29:50.22; 23, Yuta Shitara JPN 30:08.35; Bashir Abdi BEL, Imane Merga ETH, Ismail Juma TAN & Moses Kibet UGA DNF

The Kenyan team of Kamworor, Tanui and Karoki tried to take the sting out of Farah's kick. All took turns in front, but halfway was reached in a modest 13:40.82 according to the photo-cell timer.

The leading group of 13 was whittled down to five by the 8000m point with Kamworor leading from Farah, his two teammates, and Rupp. A kilometre pace of 2:42-43 was maintained past 9000m (photo-cell 24:32.27). Farah typically went to the front with 500m left, but almost fell when clipped on his heels by Kamworor on the first bend of the last lap. The Briton eventually went clear in the finishing straight to win by 5m from Kamworor with Tanui an isolated third. After Karoki and Rupp there was a yawning gap to sixth place. Farah's last lap took 54.14 by cell (or 54.15 by transponder). The final kilometre took just 2:28.81 with Farah's personal halves being completed in 13:42.01 and 13:19.12.

London 2017

Straight Final (Aug 4)

1,	Mohamed Farah	GBR	26:49.51
2,	Joshua Cheptegei	UGA	26:49.94
3,	Paul Tanui	KEN	26:50.60
4,	Bedan Karoki	KEN	26:52.12
5,	Jemal Yimer	ETH	26:56.11
6,	Geoffrey Kamworor	KEN	26:57.77
7,	Abadi Hadis	ETH	26:59.19
8,	Mohammed Ahmed	CAN	27:02.35

9, Shadrack Kipchirchir USA 27:07.55; 10, Andamlak Belihu ETH 27:08.94; 11, Aron Kifle ERI 27:09.92; 12, Abraham Cheroben BRN 27:11.08; 13, Leonard Korir USA 27:20.18; 14, Timothy Toroitich UGA 27:21.09; 15, Hassan Mead USA 27:32.49; 16, Zane Robertson NZL 27:48.59; 17, Hizkel Tewelde ERI 27:49.62; 18, Moses Kurong UGA 27:50.71; 19, Onesphoré Nzikwinkunda BDI 28:09.98; 20, Stephen Mokoka RSA 28:14.67; 21, Byron Piedra ECU 28:50.72; 22, Patrick Tiernan AUS 29:23.72; Nguse Amsolom ERI & Polat Kemboi Arkan TUR DNF

The standard was the highest ever at a major championship, with the inexperienced Hadis finding that a sub-27 minute clocking was good enough only for seventh place. The Ethiopian played a part too, maintaining a 63 second lap pace in the ninth kilometre when others might have preferred it to have eased off. For the top 11, the second half had been quicker than the first by as much as 40.06.

That extreme differential came from Cheptegei, who led at 3000m (8:09.13 photo-cell). It was Karoki (aka Muchiri) who was in front at 5000m (13:33.74 transponder), with a pack of 14 still in touch. Contenders started to fall back when Cheptegei took over again before the stint of Hadis, who was replaced at the front by Farah with two laps left. At the bell, Farah led from the three Kenyans and Cheptegei. The defending champion stumbled twice on the penultimate bend, but still burnt off more opposition, leaving just Tanui, Karoki and Cheptegei in contention. Farah kicked from the front to retain his title, while the Ugandan finished strongly for silver with Tanui third again.

Doha 2019

Straight Final (Oct 6)

1,	Joshua Cheptegei	UGA	26:48.36
2,	Yomif Kejelcha	ETH	26:49.34
3,	Rhonex Kipruto	KEN	26:50.32
4,	Rodgers Chumo	KEN	26:55.36
5,	Andamlak Belihu	ETH	26:56.71
6,	Mohammed Ahmed	CAN	26:59.35
7,	Lopez Lomong	USA	27:04.72
8,	Yemaneberhan Crippa	ITA	27:10.76
9,	Hagos Gebrhiwet	ETH	27:11.37;
10,	Shadrack Kipchirchir	USA	27:24.74;
11,	Sondre Nordstad Moen	NOR	28:02.18;
12,	Leonard Korir	USA	28:05.73;
13,	Soufiane Bouchikhi	BEL	28:15.43;
14,	Aron Kifle	ERI	28:16.74;
15,	Rodrigue Kwizera	BDI	28:21.92;
16,	Abdallah Mande	UGA	28:31.49;
17,	Onesphoré Nzikwinkunda	BDI	29:11.50;
18,	Thierry Ndikumwenayo	BDI	DNF;
19,	Julien Wanders	SUI	DNF;
20,	Alex Korio	KEN	DQ (ADR10.8) (27:28.74);
21,	Hassan Chani	BRN	DQ (ADR10.8) (DNF)

Mande led for the first 2000m, followed by Cheptegei and Kipruto, who passed halfway in a photo-cell time of 13:33.19. A group of 11 formed the lead pack. This included three Ethiopians, two Kenyans and Cheptegei, who had won the World Cross Country title since his silver in London. It was Cheptegei who was in front at 6000m before Kipruto again took over. The pack of 11 was still intact at 7000m. Kipruto's tempo reduced the contenders to eight with six laps to go. All three Ethiopian nationals stayed in close touch without making any contribution to the pace.

Cheptegei increased the tempo with 22nd and 23rd laps of 62.41 and 61.25 and by the bell it was down to the him, Kejelcha and Kipruto. The gangly Ethiopian fought hard to get in front in the last 300m, but he was kept wide by the smoother-running Cheptegei, who then moved away in the straight to win after a last lap in 55.38. Korio (originally 11th) became the first doping disqualifyee at Doha after it was confirmed (in August 2020) that he'd committed three whereabouts failures in the year up to July 2019.

10,000 METRES

Multiple Medallists:

6	Haile Gebrselassie	ETH	93-1, 95-1, 97-1, 99-1, 01-3, 03-2
4	Kenenisa Bekele	ETH	03-1, 05-1, 07-1, 09-1
	Mohamed Farah	GBR	11-2, 13-1, 15-1, 17-1
3	Paul Tergat	KEN	95-3, 97-2, 99-2
	Sileshi Sihine	ETH	03-3, 05-2, 07-2
	Paul Tanui	KEN	13-3, 15-3, 17-3
2	Hansjörg Kunze	GDR	83-3, 87-3
	Richard Chelimo	KEN	91-2, 93-3
	Khalid Skah	MAR	91-3, 95-2
	Moses Tanui	KEN	91-1, 93-2
	Assefa Mezegebu	ETH	99-3, 01-2
	Ibrahim Jeylan	ETH	11-1, 13-2
	Joshua Cheptegei	UGA	17-2, 19-1

Most Finals/Appearences:

6 Gebrselassie

Men's 10,000 Metres, continued

National Placings:

	1	2	3	4	5	6	7	8	Points
KEN	3	5	9	5	6	5	5	2	189
ETH	9	6	4	3	4	2	3	1	182
GBR	3	1	-	-	2	-	1	-	41
GER	-	1	2	1	-	-	1	1	27
MAR	-	1	2	1	-	-	-	2	26
ERI	-	1	-	2	-	2	-	1	24
USA	-	-	-	1	1	1	4	2	22
UGA	1	1	-	1	-	-	-	1	21
ITA	1	1	-	-	-	1	-	1	19
POR	-	-	-	-	1	2	-	1	11
ESP	-	-	-	-	1	1	-	1	8
BDI	-	-	-	-	1	1	-	-	7
FIN	-	-	-	1	-	-	-	-	5
MEX	-	-	-	1	-	-	-	-	5
QAT	-	-	-	1	-	-	-	-	5
TAN	-	-	-	-	1	-	-	-	4
CAN	-	-	-	-	-	1	-	1	4
TCH	-	-	-	-	-	1	-	-	3
GRE	-	-	-	-	-	-	1	-	2
RWA	-	-	-	-	-	-	1	-	2
TUR	-	-	-	-	-	-	1	-	2
NED	-	-	-	-	-	-	-	2	2
ARG	-	-	-	-	-	-	-	1	1
Totals	17	17	17	17	17	17	17	17	612

Marathon

Helsinki 1983

(Aug 14)

1,	Rob de Castella	AUS	2:10:03
2,	Kebede Balcha	ETH	2:10:27
3,	Waldemar Cierpinski	GDR	2:10:37
4,	Kjell-Erik Ståhl	SWE	2:10:38
5,	Agapius Masong	TAN	2:10:42
6,	Armand Parmentier	BEL	2:10:57
7,	Gianni Poli	ITA	2:11:05
8,	Hugh Jones	GBR	2:11:15
9,	Karel Lismont	BEL	2:11:24;
10,	Stig Roar Husby	NOR	2:11:29;
11,	Art Boileau	CAN	2:11:30;
12,	Juan Carlos Traspaderne	ESP	2:11:34;
13,	Marco Marchei	ITA	2:11:47;
14,	Pertti Tiainen	FIN	2:12:11;
15,	Juma Ilangaa	TAN	2:13:11;
16,	Ryszard Marczak	POL	2:13:20;
17,	Svend Erik Kristensen	DEN	2:13:34;
18,	Ron Tabb	USA	2:13:38;
19,	Henrik Jørgensen	DEN	2:14:10;
20,	Joachim Truppel	GDR	2:14:20;
21,	Ricardo Ortega	ESP	2:14:46;
22,	Tommy Persson	SWE	2:14:57;
23,	Bruno Lafranchi	SUI	2:14:58;
24,	Dave Edge	CAN	2:15:43;
25,	Yuriy Pleshkov	URS	2:15:50;
26,	Øyvind Dahl	NOR	2:16:02;
27,	Paul Ballinger	NZL	2:16:06;
28,	Jürgen Eberding	GDR	2:16:55;
29,	Gerard Nijboer	NED	2:16:59;
30,	Fred Vandervennet	BEL	2:17:11;
31,	Trevor Wright	NZL	2:17:31;
32,	Mehmet Terzi	TUR	2:17:56;
33,	Delfim Moreira	POR	2:18:27;
34,	Li Hyong-Zong	PRK	2:18:51;
35,	Yoshihiro Nishimura	JPN	2:18:56;
36,	Cidalio Caetano	POR	2:19:21;
37,	John Skovbjerg	DEN	2:19:44;
38,	Jeff Coole	AUS	2:20:25;
39,	Benji Durden	USA	2:20:38;
40,	So Chang-Sik	PRK	2:20:43;
41,	Wilson Theleso	BOT	2:21:36;
42,	Hideki Kita	JPN	2:21:37;
43,	Baikuntha Manandhar	NEP	2:21:43;
44,	Henrik Sandström	FIN	2:21:56;
45,	Rudi Verriet	NED	2:22:07;
46,	Dominique Chauvelier	FRA	2:23:25;
47,	Djama Robleh	DJI	2:24:04;
48,	Gerry Helme	GBR	2:25:02;
49,	Samuel Hlawe	SWZ	2:26:42;
50,	Jan-Ivar Westlund	SWE	2:27:05;
51,	Carlos Carvajal	CHI	2:27:30;
52,	Donald Greig	NZL	2:27:37;
53,	Luís Tipán	ECU	2:28:30;
54,	Benjamin Campos Palmireno	BRA	2:29:41;
55,	Jan Fjaerestad	NOR	2:30:58;
56,	Tavares Silva	POR	2:31:31;
57,	Syrja Dalipi	ALB	2:31:40;
58,	Raymond Swan	BER	2:33:20;
59,	Chen Chang-Ming	TPE	2:34:00;
60,	Agust Thórsteinsson	ISL	2:34:05;
61,	José Jaime Hernández	ESA	2:34:26;
62,	Michael Lekhelsi	LES	2:52:01;
63,	Toumane Said	COM	3:03:10

Did not finish: Ahmet Actun TUR, Santiago de la Parte ESP, Mike Graton GBR, Gerhard Hartmann AUT, Yair Karni ISR, Koshiro Kawaguchi JPN, Louis Kenny IRL, Alfredo Maravilla ARG, Ed Mendoza USA, Giampaolo Messina ITA, Dereje Nedi ETH, Peter Quance CAN, Ahmed Salah DJI, Ralf Salzmänn FRG, Carlos Victorino MEX, Antonio Villanueva MEX, Grenville Wood AUS & Martti Kiilholma FIN

Did not start: Ramón López PAR

Two of the world's three best marathon runners – Carlos Lopes and Alberto Salazar – opted for the 10,000, leaving Commonwealth Champion de Castella as the favourite. The racing began at around 26km when three Africans, Masong, Balcha and Robleh, opened up a gap of about 100m. The break was not decisive and by 30km the trio were caught by the chasing pack of 20. De Castella moved to the front on an uphill section at 35km. Only Balcha could follow and the two were 100m clear at 37km. "Deek" struck again on another hill and dropped Balcha three kilometres from home. He won by 24 seconds

from the Ethiopian, who became one of only three Africans to win a medal in Helsinki.

The bronze went to two-time Olympic Champion Cierpinski, who outsprinted the Swedish veteran Ståhl after the two had entered the stadium together.

Rome 1987

(Sep 6)

1,	Douglas Wakiihuri	KEN	2:11:48
2,	Ahmed Salah	DJI	2:12:30
3,	Gelindo Bordin	ITA	2:12:40
4,	Steve Moneghetti	AUS	2:12:49
5,	Hugh Jones	GBR	2:12:54
6,	Juma Ikangaa	TAN	2:13:43
7,	Orlando Pizzolato	ITA	2:14:03
8,	Ravil Kashapov	URS	2:14:41
9,	Henrik Jørgensen	DEN	2:14:58
10,	Dirk Vanderherten	BEL	2:16:42
11,	Yakov Tolstikov	URS	2:16:55
12,	Martin Vrábel	TCH	2:16:58
13,	Salvatore Bettiol	ITA	2:17:45
14,	Mirko Vindiš	YUG	2:18:09
15,	Tefera Guta	ETH	2:18:27
16,	Vincente Antón	ESP	2:19:00
17,	Herbert Steffny	FRG	2:19:24
18,	Honorato Hernández	ESP	2:20:00
19,	Michael Spöttel	FRG	2:20:43
20,	Graham Macky	NZL	2:20:43
21,	Don Janicki	USA	2:20:46
22,	Masayuki Nishi	JPN	2:20:51
23,	Eloi Schleder	BRA	2:21:03
24,	Marti ten Kate	NED	2:22:21
25,	Kingston Mills	IRL	2:22:52
26,	Yuichiro Osuda	JPN	2:23:25
27,	Sam Hlawe	SWZ	2:24:09
28,	Alfonso Abellán	ESP	2:24:20
29,	Bigboy Matlapeng	BOT	2:24:43
30,	Fumiaki Abe	JPN	2:24:47
31,	Jeong Man-Hwa	KOR	2:25:41
32,	Peter Maher	CAN	2:26:40
33,	William Aguirre	NCA	2:27:19
34,	Vitana K. Samarasinghe	SRI	2:28:35
35,	José Jami	ECU	2:29:04
36,	Peter Mitchell	AUS	2:30:04
37,	Francis Mukuka	ZAM	2:30:05
38,	Justin Gloden	LUX	2:30:08
39,	Hsu Gi-Sheng	TPE	2:30:31
40,	Moacir Marconi	BRA	2:31:39
41,	Stanimir Nenov	BUL	2:32:44
42,	Hari Singh	IND	2:34:20
43,	Albert Marie	SEY	2:40:48
44,	Vaselin Vasilev	BUL	2:43:14
45,	Salvator Sahabo	BDI	2:43:43
46,	Chandra Bahadur Gurung	NEP	2:43:54
47,	William Abrams	GUY	3:12:33

Did not finish: Bruno Lafranchi SUI, Samu Samuelu SAM, Djama Robleh DJI, Policarpio Calizaya BOL, Robert de Castella AUS, Christos Papachristos GRE, Mostafa El Nechchadi MAR, Dan Grimes USA, Geoff Smith GBR, Abebe Mekonnen ETH, James Walker GUM, Jorge Yeber ARG, Delfim Moreira POR, Ralf Salzmann FRG, Martti Vainio FIN, Mehmet Terzi TUR, Alain Lazare FRA & Dave Gordon USA

Did not start: Bogusław Psujek POL & Allan Zachariassen DEN

One of the biggest surprises of the championships was the performance of Japanese-based Kenyan Wakiihuri. He was one of a group of 18 which formed in pursuit of the early leader Maher. In 83% humidity, the Canadian raced through the first half of the race in 65:37 but thereafter the chasers began to gain. The pack, down to six, caught the Canadian at 28km. Wakiihuri, Salah and Moneghetti broke away after 35km, before a 15:13 split by the Kenyan gave him a winning lead of 30 seconds.

Tokyo 1991

(Sep 1)

1,	Hiroshi Taniguchi	JPN	2:14:57
2,	Ahmed Salah	DJI	2:15:26
3,	Steve Spence	USA	2:15:36
4,	Ján Huruk	POL	2:15:47
5,	Futoshi Shinohara	JPN	2:15:52
6,	Salvatore Bettiol	ITA	2:15:58
7,	Maurilio Castillo	MEX	2:16:15
8,	Gelindo Bordin	ITA	2:17:03
9,	Tekeye Gebrselassie	ETH	2:18:37
10,	Konrad Dobler	GER	2:19:01
11,	Steve Moneghetti	AUS	2:19:18
12,	Sam Carey	GBR	2:20:02
13,	Peter Maher	CAN	2:20:31
14,	Diego García	ESP	2:21:16
15,	Dominique Chauvelier	FRA	2:21:37
16,	Tonnie Dirks	NED	2:22:17
17,	Elphas Ginindza	SWZ	2:22:43
18,	Stephan Freigang	GER	2:23:13
19,	Kim Won-Tak	KOR	2:23:14
20,	Dave Buzza	GBR	2:23:24
21,	Vladimir Bukhanov	URS	2:24:26
22,	Motsemme Kgaotsang	BOT	2:25:28
23,	Kim Reynierse	ARU	2:26:50
24,	Martin Vrábel	TCH	2:26:56
25,	Gian Luigi Macina	SMR	2:28:40
26,	Steve Taylor	USA	2:29:09
27,	Myint Kann	MYA	2:29:14
28,	William Aguirre	NCA	2:29:35
29,	Aleksandr Vychezhanin	URS	2:32:37
30,	Alberto Cuba	CUB	2:32:57
31,	Krishna Bahadur Basnet	NEP	2:33:13
32,	Ng Fai Yeung	HKG	2:34:26
33,	Freddy Lujan	BOL	2:36:54
34,	Hsu Gi-Sheng	TPE	2:37:20
35,	Roland Wille	LIE	2:48:12
36,	Abdillah Soilih	COM	2:56:36

Did not finish: Alessio Faustini ITA, Nivaldo Vieira BRA, Juan Francisco Romera ESP, Simon Mrashani TAN, Ahmed Al Hamshani JOR, Manuel Matias POR,

Laurenio Beserra BRA, Faasalele Fuauli SAM, Alfredo Shahanga TAN, Jorg Peter GER, Jean-Luc Assemat FRA, Åke Eriksson SWE, Antoni Niemczak POL, Takeyuki Nakayama JPN, Brad Hudson USA, Abebe Mekonnen ETH, Danny Boltz SUI, Manny Lolin MHL, Kim Wan-Ki KOR, Mohamed Selmi ALG, Tesfayi Dadi ETH, Joaquim Pinheiro POR, Yakov Tolstikov URS & Carlos Ayala MEX

Even though the race started at 06:00, the temperature was 26° with 73% humidity. It was not surprising that victory went to a runner from the host nation, and therefore familiar with such conditions.

Taniguchi was one of three Japanese in the leading group of 13 which passed halfway in 66:25. He surged at 30km, taking with him only Shinohara and Huruk. The pace slowed, allowing the Italian pair of Bordin and Bettiol to join the leaders. Bordin, the Olympic Champion, went in front at 33km, but was soon replaced first by Shinohara then Taniguchi. After 36km, Taniguchi made another move which was covered by Shinohara, Salah and Huruk.

The 31 year-old Taniguchi, his face contorted in pain, was able to surge yet again at 38km. It proved to be the winning break. Salah repeated his 1987 silver, while the bronze went to the fast-finishing American Spence, who was only 26th at halfway.

Stuttgart 1993

(Aug 14)

1,	Mark Plaatjes	USA	2:13:57
2,	Lucketz Swartbooi	NAM	2:14:11
3,	Bert van Vlaanderen	NED	2:15:12
4,	Kim Jae-Ryong	KOR	2:17:14
5,	Tadao Uchikoshi	JPN	2:17:54
6,	Konrad Dobler	GER	2:18:28
7,	Boniface Merande	KEN	2:18:52
8,	Aleksey Zhelonkin	RUS	2:18:52
9,	Tahar Mansouri	TUN	2:18:54
10,	Peter Maher	CAN	2:19:26
11,	Simon Robert Naali	TAN	2:19:30
12,	Kurt Stenzel	GER	2:19:53
13,	Steve Jones	GBR	2:20:04
14,	Chang Ki-Shik	KOR	2:20:40
15,	Said Ermilii	MAR	2:22:17
16,	Hitoshi Saotome	JPN	2:22:17
17,	Elphas Ginindza	SWZ	2:23:00
18,	Cihangir Demirel	TUR	2:23:02
19,	Mirko Vindiš	SLO	2:23:31
20,	Muhamet Nazipov	RUS	2:24:07
21,	Juma Ikangaa	TAN	2:24:23
22,	Vladimir Kotov	BLR	2:24:26
23,	Sid-Ali Sakhri	ALG	2:24:35
24,	Raf Wijns	BEL	2:25:30
25,	Dominique Chauvelier	FRA	2:27:26
26,	Art Boileau	CAN	2:27:30
27,	Alejandro Aros	CHI	2:27:56
28,	Roy Dooney	IRL	2:28:04
29,	Petr Pipá	SVK	2:28:05
30,	Harri Hanninen	FIN	2:28:07
31,	Igor Salamun	SLO	2:28:56
32,	Omar Abdillahi	DJI	2:29:28
33,	Chad Bennion	USA	2:29:37
34,	Tena Negere	ETH	2:29:46
35,	Martin Vrábel	SVK	2:30:37
36,	Moses Matabane	LES	2:30:40
37,	Hsu Gi-Sheng	TPE	2:30:56
38,	Negash Dube	ETH	2:33:03
39,	Alberto Cuba	CUB	2:34:26
40,	Kuruppu Karunaratne	SRI	2:34:47
41,	Takeharu Honda	JPN	2:37:48
42,	Mothusi Tsiana	BOT	2:42:10
43,	Ng Fai Yeung	HKG	2:55:17

Did not finish: Chaduki Achour ALG, Leszek Beblo POL, Salvatore Bettiol ITA, Thierry Costantin SUI, Artur Castro BRA, Paul Evans GBR, Eladio Fernández PAR, Peter Fonseca CAN, Stephan Freigang GER, Derek Froude NZL, Marnix Goegebeur BEL, Sławomir Gurny POL, Brad Hudson USA, Bertrand Itsweire FRA, Abebe Mekonnen ETH, Willie Mtolo RSA, Thomas Robert Naali TAN, Cosmas Ndeti KEN, Malcolm Norwood AUS, Carlos Patricio POR, Joaquim Pinheiro POR, Fred Schumann GUM, Mohamed Selmi ALG, Juan Torres ESP, John Vermeule NED & Roland Wille LIE

Did not start: David Lewis GBR

The race developed into a two-way battle between two runners with South African origins, Namibia's Swartbooi and Plaatjes, who was born in Johannesburg but became an American citizen in July 1992. The Namibian, third in the Boston marathon the previous April, made a decisive break at 25km. By 30km he had a lead of almost one minute. At this point Plaatjes was running conservatively in the second chasing pack, but he improved to catch the group behind Swartbooi at 35km. He was still 90 seconds behind the leader but closing. At 40km he could see the Namibian, and it was only after another kilometre that he felt he could catch the leader. This he did with just 1000m remaining. "I felt horrible passing Lucketz," said Plaatjes. "He did so much work and was brave to take the race out and destroy the field."

Gothenburg 1995

(Aug 12)

1,	Martín Fiz	ESP	2:11:41
2,	Dionisio Cerón	MEX	2:12:13
3,	Luiz dos Santos	BRA	2:12:49

4,	Peter Whitehead	GBR	2:14:08
5,	Alberto Juzgado	ESP	2:15:29
6,	Diego García	ESP	2:15:34
7,	Richard Nerurkar	GBR	2:15:47
8,	Steve Moneghetti	AUS	2:16:13
9,	Andrés Espinosa MEX	2:16:44;	10, Steve Plasencia USA 2:16:56;
11,	Bruce Deacon CAN	2:16:58;	12, Yuji Nakamura JPN 2:17:30;
13,	Oleg Strizhakov RUS	2:17:50;	14, Konrad Döbler GER 2:18:09;
15,	Isidro Rico MEX	2:18:29;	16, Ikaji Salum TAN 2:18:39;
17,	Daisuke Tokunaga JPN	2:19:53;	18, Erick Wainaina KEN 2:19:53;
19,	Terje Næss NOR	2:20:06;	20, Abdelillah Zerdal MAR 2:20:10;
21,	Ed Eyestone USA	2:20:17;	22, Lee Bong-ju KOR 2:20:31;
23,	John Andrews AUS	2:20:32;	24, Tahar Mansouri TUN 2:20:44;
25,	Ahmed Salah DJI	2:20:50;	26, Elphas Ginindza SWZ 2:21:01;
27,	Michael Mukoma KEN	2:21:08;	28, Joseph Tjitunga NAM 2:21:57;
29,	Tumo Turbo ETH	2:22:01;	30, Harri Hanninen FIN 2:22:43;
31,	Omar Abdillahi DJI	2:23:26;	32, Martin Ndivheni RSA 2:23:42;
33,	Luca Barzaghi ITA	2:23:51;	34, John Mwathiwa MAW 2:24:01;
35,	Roman Kejžar SLO	2:24:10;	36, Isaac Tshabalala RSA 2:24:42;
37,	Stephen Langat KEN	2:25:49;	38, Hsu Gi-sheng TPE 2:25:55;
39,	Dominique Chauvelier FRA	2:27:30;	40, Naziridin Akyzbekov KGZ 2:27:44;
41,	Toshiaki Kurabayashi JPN	2:28:57;	42, William Aguirre NCA 2:29:54;
43,	Juma Ikangaa TAN	2:30:53;	44, Eduard Tukhbatullin RUS 2:31:19;
45,	Matthews Temane RSA	2:31:24;	46, Idris Ibrahim SWE 2:31:31;
47,	Abebe Mekonnen ETH	2:32:35;	48, Mothusi Tsiana BOT 2:33:03;
49,	Pavel Loskutov EST	2:33:42;	50, Jean Marie Géhin FRA 2:34:10;
51,	Mimoun Lamhajar MAR	2:35:17;	52, Sean Quilty AUS 2:37:01;
53,	Islam Dugum BIH	2:38:37	

Did not finish: Kent Jensen DEN, Paul Pilkington USA, Tena Negere ETH; Peter Maher CAN; Paul Kueté CMR, Abdelillah Sbaiti MAR, Pamenos Ballantyne STV, Boay Akonay TAN, Mark Hudspith GBR, Antonio Vicente Neto BRA, Laurentiu Staicu ROU, Rainer Wachenbrunner GER, Sid-ali Sakhri ALG, Karel Dava CZE, Asaf Bimro ISR, Åke Eriksson SWE, Luigi Di Lello ITA, Joaquim Silva POR, Aleksandr Vychuzhanin RUS, Yayeh Aden DJI, Valdenor dos Santos BRA, Borislav Dević YUG, Joaquim Pinheiro POR, Poulo Makhoahle LES & Kim Yong-bok KOR

The race started slowly at 14:00, virtually the hottest part of the day (26°C). The first 5km was completed in 16:08 and Tanzania's Akonay led through 10km in 31:59 and 15km in 47:13. Turbo passed halfway in 66:54, but the first serious break came at 27km, when Santos moved into a lead of 30m. Cerón was second with European champion Fiz third plus Whitehead, Nerurkar and Juzgado.

Cerón and Fiz were in front at 30km, with Santos safe in third place. The Mexican broke clear at 38km and seemed to be heading for victory until Fiz made his move approaching 40km. His 5km to that point took just 14:48 and he strode past the Mexican to win by 32 seconds. It was his fourth victory in five marathons.

"When Cerón sped up I had to let him go," said the winner, "but I never gave up." Having forgotten his own kit, Fiz ran in a vest borrowed from 20km walk medallist Valentí Massana.

Athens 1997

(Aug 10)

1,	Abel Antón	ESP	2:13:16
2,	Martín Fiz	ESP	2:13:21
3,	Steve Moneghetti	AUS	2:14:16
4,	Daniilo Goffi	ITA	2:14:47
5,	Luiz dos Santos	BRA	2:15:31
6,	Fabian Roncero	ESP	2:16:53
7,	Giacomo Leone	ITA	2:17:16
8,	Azzedine Sakhri	ALG	2:17:44
9,	Eduard Tukhbatullin RUS	2:17:44;	10, Antonio Rodrigues POR 2:17:54;
11,	Philippe Rémond FRA	2:18:19;	12, Xolile Yawa RSA 2:18:37;
13,	Dave Scudamore USA	2:18:41;	14, Willy Kalombo COD 2:19:18;
15,	José Manuel García ESP	2:19:31;	16, Bruce Deacon CAN 2:20:29;
17,	David Buzza GBR	2:20:34;	18, José Molina CRC 2:20:55;
19,	Nikolaos Polías GRE	2:21:03;	20, El Mostafa Damaoui MAR 2:21:05;
21,	Ahmed Hussein ETH	2:21:08;	22, Akira Manai JPN 2:21:23;
23,	Vanderlei de Lima BRA	2:21:48;	24, Omar Daher DJI 2:21:57;
25,	Shinji Kawashima JPN	2:22:33;	26, Baek Seung-Do KOR 2:22:40;
27,	Sean Quilty AUS	2:23:10;	28, João Lopes POR 2:23:15;
29,	Jean Monciaux FRA	2:23:19;	30, Francesco Ingarciola ITA 2:23:30;
31,	Stéphane Franke GER	2:23:53;	32, Karel David CZE 2:24:42;
33,	Adam Motlagale RSA	2:24:49;	34, Katsuhiko Hanada JPN 2:25:00;
35,	Max Wenisch AUT	2:25:12;	36, Osmiro Silva BRA 2:25:37;
37,	Antonio Zeferino CPV	2:25:56;	38, Dominique Chauvelier FRA 2:26:06;
39,	Abner Chipu RSA	2:26:06;	40, Takahiro Hattori JPN 2:26:33;
41,	Valdenor dos Santos BRA	2:27:12;	42, Girma Daba ETH 2:27:30;
43,	Sergio Jiménez MEX	2:27:30;	44, Pascal Zilliox FRA 2:27:50;
45,	Knut Hegvold NOR	2:27:54;	46, Klaus Peter Hansen DEN 2:28:29;
47,	Terje Næss NOR	2:29:04;	48, Pavel Loskutov EST 2:29:10;
49,	Jean-Paul Gahimbare BDI	2:30:56;	50, Luis Martínez GUA 2:31:11;
51,	Hsu Gi-Sheng TPE	2:31:31;	52, Woliye Jara ETH 2:31:44;
53,	Ray Boyd AUS	2:32:07;	54, Sid-Ali Sakhri ALG 2:34:26;
55,			

Molathegi Segobaetso BOT 2:34:47; 56, Dan Held USA 2:35:19; 57, Eder Moreno BRA 2:36:14; 58, Koji Shimizu JPN 2:37:11; 59, Asaf Bimro ISR 2:37:45; 60, Mpokeletsa Sephalo LES 2:38:37; 61, Isaac Simelane SWZ 2:40:32; 62, Marco Ochoa USA 2:44:21; 63, Jon Warren USA 2:45:56; 64, Marcos Juárez GUA 2:55:14; 65, Emilio Velásquez GUA 2:56:07; 66, Sergey Zabavskiy TJK 3:02:49; 67, Alain Nkulu COD 3:08:32; 68, Zebedayo Bayo TAN 3:11:19; 69, Rod De Highden AUS 3:13:44; 70, Errol Peters GUY 3:14:30

Did not finish: Sophuong Vanh CAM, Patrick Ntambwe COD, Yayeh Aden DJI, Abdillahi Bouh DJI, Diego García ESP, Alberto Juzgado ESP, Moges Taye ETH, Turbo Tumo ETH, Bruno Léger FRA, Dale Rixon GBR, Spyros Andriopoulos GRE, Panayiotis Haramis GRE, Yiorgos Karayiannis GRE, Ioannis Perifanos GRE, Marcello Curioni ITA, Vincenzo Modica ITA, Mbarak Hussein KEN, William Koech KEN, Cosmas Ndeti KEN, Chang Ki-Shik KOR, Salah Qoqaiche MAR, Abdelkader El Mouaziz MAR, Isidro Rico MEX, Andrés Espinosa MEX, Benjamin Paredes MEX, Faustino Reynoso MEX, Trpe Martinovski MKD, Lucketz Swartbooi NAM, Joseph Tjitunga NAM, Antonio Pinto POR, Paulo Catarino POR, Vitor Vasco POR, Abel Mokibe RSA, Lawrence Peu RSA, Petro Meta TAN, Francis Naali TAN, Don Janicki USA & Ruben Maza VEN

Did not start: Darren Wilson AUS, Marco A. Condori BOL

Fiz came close to becoming the first marathoner to retain a world title but had to concede to the superior finishing powers of his compatriot Antón, a man who has run 1500m in 3:37.5. It was another Spaniard, Roncero, who led at halfway in 67:08, the hot weather and severity of the historic Marathon to Athens course ensuring times would not be fast. At that point Fiz and Antón shared fourth place in 67:15 but they drew clear of the field in the 29th kilometre. Fiz tried all he could to shake off his opponent, but Antón, the reigning European 10,000m champion running only his third marathon (having won the previous two), easily outsprinted him over the final 500m. With Roncero finishing sixth Spain won the World Cup team race held in conjunction. Moneghetti, contesting his fifth World Championships, collected his first medal in third place.

World Marathon Cup (5 to run, 3 to score)

1,	Spain	6:43:30
2,	Italy	6:55:33
3,	Brazil	7:02:56
4,	France	7:07:44
5,	Japan	7:08:56
6,	South Africa	7:09:32
7,	Australia	7:09:33
8,	Ethiopia	7:20:22
9,	United States	7:38:21;
10,	Guatemala	8:22:32

Seville 1999

(Aug 28)

1,	Abel Antón	ESP	2:13:36
2,	Vincenzo Modica	ITA	2:14:03
3,	Nobuyuki Sato	JPN	2:14:07
4,	Luis Novo	POR	2:14:27
5,	Daniilo Goffi	ITA	2:14:50
6,	Atsushi Fujita	JPN	2:15:45
7,	Koji Shimizu	JPN	2:15:50
8,	Martín Fiz	ESP	2:16:17
9,	Simon Biwott KEN	2:16:20;	10, Daniele Caimmi ITA 2:16:23;
11,	Gezahegn Abera ETH	2:16:42;	12, Gemechu Kebede ETH 2:16:44;
13,	Amebese Tolossa ETH	2:16:45;	14, El Mostafa Damaoui MAR 2:16:49;
15,	Gert Thys RSA	2:17:13;	16, Simon Mphulanyane RSA 2:17:38;
17,	Makhosonke Fika RSA	2:17:47;	18, Akira Manai JPN 2:17:56;
19,	Jean-Pierre Monciaux FRA	2:18:07;	20, Roberto Barbi ITA 2:18:13;
21,	Hyung Jae-Hyung KOR	2:18:19;	22, Nikólaos Polías GRE 2:18:27;
23,	Mohamed Ouaadi FRA	2:18:45;	24, Rod De Haven USA 2:19:06;
25,	Giovanni Ruggiero ITA	2:19:34;	26, Eddy Hellebuyck USA 2:20:18;
27,	Bruce Deacon CAN	2:20:25;	28, Alfred Shemweta SWE 2:20:27;
29,	Steve Moneghetti AUS	2:20:32;	30, Belaye Wolashe ETH 2:21:04;
31,	Jillo Dube ETH	2:23:04;	32, Anders Szalkai SWE 2:23:18;
33,	Azzedine Sakhri ALG	2:23:39;	34, Jonathan Hume USA 2:23:50;
35,	Valeriu Vlas MDA	2:24:22;	36, Tadayuki Ojima JPN 2:24:29;
37,	John Monyatso RSA	2:25:03;	38, Juan Camacho MEX 2:25:18;
39,	Antonio Zeferino CPV	2:26:03;	40, Alejandro Gómez ESP 2:26:40;
41,	Faustino Reynoso MEX	2:26:57;	42, Alejandro Cruz MEX 2:27:31;
43,	Rachid Aitbensalem MAR	2:27:51;	44, Mohamed Guennani FRA 2:28:59;
45,	Vicente Chura PER	2:29:27;	46, Abner Chipu RSA 2:29:51;
47,	Steve Swift USA	2:30:04;	48, Pat Carroll AUS 2:31:26;
49,	Mwenze Kalombo COD	2:31:55;	50, Javier Cortés ESP 2:32:06;
51,	Sergey Zabavskiy TJK	2:32:22;	52, Andrey Gordyev BLR 2:33:09;
53,	Mpokeletsa Sephalo LES	2:33:21;	54, William Ramirez COL 2:36:18;
55,	Zvade Vodage ISR	2:36:19;	56, Luke Magongo SWZ 2:38:26;
57,			

Andrew Smith GUY 2:39:45; 58, Lwan Thu MYA 2:45:34; 59, Georges Richmond PYF 2:45:36; 60, Trpe Martinovski MKD 2:48:36; 61, Sean Quilty AUS 2:48:58; 62, Omar Moussa Bouh DJI 2:52:33; 63, Daviano Aviles MEX 2:53:24; 64, Richard Rodríguez ARU 2:53:51; 65 To Rithya CAM 2:59:20

Did not finish: Shaun Creighton AUS, Ngoie Ntambwe COD, Mohamed Ali Abdi DJI, Omar Daher Ghadid DJI, Antonio Peña ESP, Fabián Rencero ESP, Luis Soares FRA, Philippe Rémond FRA, Manukau Teuribaki KIR, Vilayvanh Phachansili LAO, Abdelfattah Aitzouri MAR, António Salvador POR, Roman Kejzar SLO, Zebedayo Bayo TAN & Keith Brantly USA

At 36 years and 308 days, Antón became the oldest World Athletics World Championships gold medallist in a running event, and joined Abebe Bikila and Waldemar Cierpinski as the only marathon men to have won a second global title. Since outkicking his Spanish colleague Fiz for the world title in Athens, Antón had experienced his ups and downs: 4th in 1997 Fukuoka (2:10:27), 1st in 1998 London (personal best of 2:07:57), non-finisher 1998 New York, 3rd 1999 London (2:09:41). But on home soil in Seville (his first ever marathon in Spain) he was back to vintage form.

Damaoui was about a minute clear of the main contenders at halfway in 67:24 only to be caught at 27 kilometres. Sato then built up a big lead by 35 kilometres ahead of Modica, Antón and Biwott. During the 38th kilometre, first Modica then Antón, dropped Biwott, and then Antón on his own spurred away in pursuit of Sato, whom he caught and passed approaching 39 kilometres. Covering the second half in an exceptional 65:10, he won by 27 seconds from Modica with Sato third. His time of 2:13:36 was impressively fast in the heat of the evening. Italy and Japan each had three men in the top ten, finishing in that order on aggregate times in the concurrent World Cup competition. This was the final world championship marathon in which no African placed in the top eight.

World Marathon Cup (5 to run, 3 to score)

1, Italy	6:45:16
2, Japan	6:45:42
3, Ethiopia	6:50:11
4, South Africa	6:52:38
5, Spain	6:56:33
6, United States	7:03:14
7, France	7:05:51
8, Mexico	7:19:46
9, Australia	7:40:56

Edmonton 2001

(Aug 3)

1, Gezahegne Abera	ETH	2:12:42
2, Simon Biwott	KEN	2:12:43
3, Stefano Baldini	ITA	2:13:18
4, Tesfaye Tola	ETH	2:13:58
5, Shigeru Aburaya	JPN	2:14:07
6, Abdelkader El Mouaziz	MAR	2:15:41
7, Tesfaye Jifar	ETH	2:16:52
8, Yoshiteru Morishita	JPN	2:17:05
9, Takayuki Nishida	JPN	2:17:24
10, Simeretu Alemayehu	ETH	2:17:35
11, Giacomo Leone	ITA	2:17:54
12, Atsushi Fujita	JPN	2:18:23
13, Benoit Zwierchiewski	FRA	2:18:29
14, Ian Syster	RSA	2:19:38
15, Oscar Fernández	ESP	2:19:45
16, Hakim Bagy	FRA	2:20:43
17, Alberico Di Cecco	ITA	2:20:44
18, Aleksandr Kuzin	UKR	2:21:26
19, Benjamin Paredes	MEX	2:22:07
20, Asaf Bimro	ISR	2:22:36
21, Andrés Espinosa	MEX	2:23:06
22, Lim Jin-Soo	KOR	2:23:16
23, Nick Harrison	AUS	2:23:24
24, Antonio Peña	ESP	2:23:29
25, Pamenos Ballantyne	VIN	2:24:36
26, Kenichi Takahashi	JPN	2:24:41
27, Franklin Tenorio	ECU	2:25:15
28, Lucketz Swartbooi	NAM	2:25:40
29, Kamel Ziani	ESP	2:25:43
30, Thabiso Mochali	LES	2:25:44
31, Mykola Rudyk	UKR	2:26:04
32, Diego Colorado	COL	2:26:13
33, Ahmed Adam Saleh	QAT	2:26:32
34, Larbi Zéroual	FRA	2:26:45
35, Josh Cox	USA	2:26:52
36, Rod de Highden	AUS	2:27:42
37, Julio Rey	ESP	2:27:59
38, Eddy Hellebuyck	USA	2:28:01
39, Anders Pál Szalkai	SWE	2:28:33
40, Magnus Michelsson	AUS	2:28:36
41, Francisco Javier Cortés	ESP	2:28:48
42, Steve Bohan	CAN	2:29:22
43, Ernest Ndjissipou	CAF	2:29:25
44, Tesfit Berhe	ERI	2:29:50
45, Francisco Bautista	MEX	2:29:56
46, Bruce Deacon	CAN	2:30:22
47, Vasilii Medvedev	UZB	2:30:28
48, Mike Dudley	USA	2:30:45
49, Vasilios Zabélis	GRE	2:31:34
50, Andrey Naumov	UKR	2:31:42
51, António Zeferino	CPV	2:32:46
52, Kim Gillard	AUS	2:33:11
53, Rafael Yax	GUA	2:33:21
54, Kim Yi-Yong	KOR	2:33:28

55, Isaac García MEX 2:33:32; 56, Alfredo Arévalo GUA 2:34:16; 57, Gregorio Dominguez MEX 2:35:15; 58, Jean Paul Niyonsaba BDI 2:35:43; 59, Djuro Kodzo BIH 2:35:47; 60, Zigmund Zilbershtein GE0 2:36:01; 61, Kopamo Pekile LES 2:36:24; 62, Juan Ramos GUA 2:37:15; 63, Honest Mutsakani ZIM 2:37:44; 64, Oliver Utting CAN 2:39:53; 65, Nestor Jami ECU 2:41:18; 66, Abdellah Béhar FRA 2:41:42; 67, Labane Nkete RSA 2:42:21; 68, Sergey Zabavskiy TJK 2:42:22; 69, José Jami ECU 2:42:23; 70, Leonardo Vieira Guedes BRA 2:43:11; 71, Christian Marmen CAN 2:44:44; 72, Fraser Bertram CAN 2:45:10

Did not finish: Azzedine Sakhri ALG, Fekadu Degefu ETH, Mohammed Ezzher FRA, Theodoros Záchos GRE, Elson Williams GUY, Giovanni Ruggiero ITA, Samsón Kandie KEN, Josephat Kiprono KEN, Arkadiy Tolstyn KGZ, Lee Bong-ju KOR, Abdelfattah Aitzouri MAR, Luis Novo POR, Josiah Bembe RSA, Gert Thys RSA, Matthias Ntawulikura RWA, Roman Kejzar SLO, Ahmed Hassan SOM, Abukar Mohammed SOM, Stephen Bwire TAN, Ronnie Holassie TTO, Khalid Khannouchi USA, David Morris USA & Elijah Mutandiro ZIM

Did not start: Emiliano Lemus HON, Pedro Jiménez HON, Percy Sephoda LES, Mustapha Riad MAR & Josiah Thugwane RSA

Disqualified: (60,) Roberto Barbi ITA (ADr10.1) (2:35:55)

The organisers had the novel idea to stage the race in conjunction with the opening ceremony, and they were rewarded with the greatest finish ever to a championship marathon. Unfortunately for the runners, August 3 was the hottest day so far in Edmonton in 2001. Even at the 6:45pm start, the temperature was 28°C.

Trinidad's Holassie led for 55 minutes before being caught before halfway (66:59) and dropping out. London marathon winner El Mouaziz took up the pace and held a lead of around nine seconds at 30km from Abera, Biwott, Baldini, Tola and Aburaya. The course then featured a climb up from the North Saskatchewan River, during which El Mouaziz was caught.

After two hours of running, Abera surged and dropped all but Biwott. Thrillingly, the two entered the stadium together with Biwott just ahead. The pair had 300m to run and Abera kicked with 200m to go. Biwott didn't fold and chased closely, but it was the Ethiopian who reached the finish line a second in front, covering the last 300m in 44.7. He therefore became the first man to simultaneously hold Olympic and World marathon titles.

World Marathon Cup (5 to run, 3 to score)

1, Ethiopia	6:43:32
2, Japan	6:48:36
3, Italy	6:51:56
4, France	7:05:57
5, Spain	7:08:57
6, Mexico	7:15:09
7, Ukraine	7:19:12
8, Australia	7:19:42
9, United States	7:25:38
10, Canada	7:39:37
11, Guatemala	7:44:52
12, Ecuador	7:48:56

Paris 2003

(Aug 30)

1, Jaouad Gharib	MAR	2:08:31
2, Julio Rey	ESP	2:08:38
3, Stefano Baldini	ITA	2:09:14
4, Alberto Chaíça	POR	2:09:25
5, Shigeru Aburaya	JPN	2:09:26
6, Daniele Caimmi	ITA	2:09:29
7, Ian Syster	RSA	2:10:17
8, Michael Kosgei Rotich	KEN	2:10:35
9, Hendrick Ramaala	RSA	2:10:37
10, Atsushi Sato	JPN	2:10:38
11, Lee Bong-Ju	KOR	2:10:38
12, Tsuyoshi Ogata	JPN	2:10:39
13, Rachid El Ghanmouni	MAR	2:10:56
14, Viktor Röthlin	SUI	2:11:14
15, Samsón Ramadhani	TAN	2:11:21
16, José Manuel Martínez	ESP	2:11:31
17, Lee Troop	AUS	2:11:46
18, Rachid Ziar	ALG	2:11:58
19, Ambesse Tolossa	ETH	2:12:19
20, Luc Krotwaar	NED	2:12:28
21, Koji Shimizu	JPN	2:13:19
22, Alberico Di Cecco	ITA	2:13:36
23, Ruggero Pertile	ITA	2:13:45
24, Nikólaos Políás	GRE	2:13:53
25, Larbi Zéroual	FRA	2:14:29
26, Ashebir Demissie	ETH	2:14:32
27, Asaf Bimro	ISR	2:14:52
28, Juan Carlos Cardona	COL	2:14:52
29, Joachim Nshimirimana	BDI	2:14:57
30, Gert Thys	RSA	2:15:00
31, Al-Mustafa Riyadh	BRN	2:15:20
32, Kevin Collins	USA	2:15:38
33, Karl Johan Rasmussen	NOR	2:16:00
34, Hakim Bagy	FRA	2:16:06
35, Andrew Letherby	AUS	2:16:12
36, Toni Bernadó	AND	2:16:19
37, Ahmed Adam Saleh	QAT	2:16:31
38, Khalid Skah	MAR	2:16:34
39, Clint Verran	USA	2:16:42
40, Lee Myong-Seun	KOR	2:16:46
41, Rod de Highden	AUS	2:16:56
42, Philippe Rémond	FRA	2:17:35
43, Terefa Dawit	ETH	2:17:53
44, Yusuf Zepak	TUR	2:18:02
45, Ernest Ndjissipou	CAF	2:18:06
46, Mytahar Echchadi	MAR	

2:18:12; 47, Keith Dowling USA 2:18:17; 48, Alberto Juzdado ESP 2:18:34; 49, Mathias Ntawulikura RWA 2:18:44; 50, José Ernani Palalia MEX 2:20:03; 51, Nick Harrison AUS 2:20:16; 52, Ji Young-Jun KOR 2:20:21; 53, Migidio Bourifa ITA 2:21:12; 54, Carlos Grisales COL 2:22:34; 55, Shane Nankervis AUS 2:23:12; 56, Vasily Medvedev UZB 2:23:39; 57, Foaad Abubaker QAT 2:23:40; 58, Julian Berrio COL 2:24:03; 59, Roman Kejžar SLO 2:24:20; 60, Driss El Himer FRA 2:24:23; 61, Jumah Omar Al-Noor QAT 2:24:33; 62, John Nada Saya TAN 2:25:49; 63, Ser-Od Bat-ochir MGL 2:26:39; 64, Jimmy Hearld USA 2:26:59; 65, Jussi Utraiainen FIN 2:29:03; 66, Javier Cortés ESP 2:29:53; 67, Mpesela Nlot'soëu LES 2:30:44; 68, Sokhibdjan Sharipov TJK 2:31:29; 69, Carlos Almeida CPV 2:33:31

Did not finish: João N'Tyamba ANG, Omar Daher DJI, Alejandro Gómez ESP, Gezahegn Abera ETH, Moges Taye ETH, Tereje Wodajo ETH, Matt O'Dowd GBR, Ayele Setegne ISR, Chris Cheboiboch KEN, Frederick Cheronon KEN, William Kiplagat KEN, Ambrose Makau KEN, Kim Yi-Yong KOR, El Mostafa Damaoui MAR, Tobias Hiskia NAM, Ezael Thlobo RSA, Josiah Thugwane RSA, Zebedayo Bayo TAN, Kemal Tuvakuliyev TKM & Ryan Shay USA

The race started at the historic Hôtel de Ville in the centre of Paris. Happily the temperature (18°C) was considerably cooler than earlier in the week. The pace (64:45 at halfway) was quick by championship marathon standards, yet a huge pack were in contention at 30km though not the defending champion Abera, who dropped out injured. In the 32nd kilometre Gharib broke away along with 2:06:33 man Rotich. European silver medallist Rey tracked the two Africans and moved into second place when Rotich surprisingly fell back. Edmonton bronze medallist Baldini moved into third place after 40K. The leading pair entered the stadium tunnel together, but on their emergence Gharib had pulled away. He ran the second half of the race in 63:45 and his winning time of 2:08:31 was not only a championship record but the fastest-ever summer marathon. It was a pitiful race for Ethiopia and Kenya, with a total of seven non-finishers between those two distance running superpowers.

World Marathon Cup (5 to run, 3 to score)

1, Japan	6:30:43
2, Italy	6:32:19
3, South Africa	6:35:54
4, Morocco	6:36:01
5, Spain	6:38:43
6, Ethiopia	6:44:44
7, Australia	6:44:54
8, Korea	6:47:45
9, France 6:48:10; 10, United States 6:50:37; 11, Colombia 7:01:29; 12, Qatar 7:04:44	

Helsinki 2005

(Aug 13)

1, Jaouad Gharib	MAR	2:10:10
2, Christopher Isegwe	TAN	2:10:21
3, Tsuyoshi Ogata	JPN	2:11:16
4, Toshinari Takaoka	JPN	2:11:53
5, Samson Ramadhani	TAN	2:12:08
6, Alex Malinga	UGA	2:12:12
7, Paul Biwott	KEN	2:12:39
8, Julio Rey	ESP	2:12:51
9, Brian Sell USA 2:13:27; 10, Marilson dos Santos BRA 2:13:40; 11, Robert Cheboror KEN 2:14:08; 12, Dan Robinson GBR 2:14:26; 13, Gudisa Shentama ETH 2:15:13; 14, Wataru Okutani JPN 2:15:30; 15, Luc Krotwaar NED 2:15:47; 16, Rafał Wójcik POL 2:16:24; 17, Ottaviano Andriani ITA 2:16:29; 18, Luis Jesús POR 2:16:33; 19, Ambesse Tolossa ETH 2:16:36; 20, Satoshi Irifune JPN 2:17:22; 21, Haile Satayin ISR 2:17:26; 22, Clint Verran USA 2:17:42; 23, Abdelkebir Lamachi MAR 2:17:53; 24, Luis Novo POR 2:18:36; 25, Yared Asmerom ERI 2:18:46; 26, Toni Bernadó AND 2:19:06; 27, Scott Westcott AUS 2:19:18; 28, Scott Winton NZL 2:19:41; 29, Joseph Riri KEN 2:19:51; 30, José Manuel Martínez ESP 2:20:07; 31, Hailu Negussie ETH 2:20:25; 32, Ri Kyong Chol PRK 2:20:35; 33, André Luis Ramos BRA 2:21:06; 34, Juan Vargas MEX 2:21:29; 35, Ruggero Pertile ITA 2:21:34; 36, Hakim Bagy FRA 2:21:49; 37, Wodage Zvadya ISR 2:21:57; 38, Nelson Cruz CPV 2:22:12; 39, Francis Kirwa FIN 2:22:22; 40, Jason Lehmkuhle USA 2:22:46; 41, Claudir Rodrigues BRA 2:23:11; 42, Pamenos Ballantyne VIN 2:23:18; 43, Jonathan Wyatt NZL 2:23:19; 44, Huw Lobb GBR 2:23:38; 45, Alberto Chaíça POR 2:23:42; 46, Georgiy Andreyev RUS 2:23:50; 47, Asaf Bimro ISR 2:23:58; 48, Michitaka Hosokawa JPN 2:24:38; 49, Clodoaldo da Silva BRA 2:25:02; 50, Kamel Ziani ESP 2:25:06; 51, Peter Gilmore USA 2:25:17; 52, Alfredo Arévalo GUA 2:25:37; 53, Yrjö Pesonen FIN 2:25:39; 54, Je In-Mo KOR 2:26:39; 55, Smail Sghir FRA 2:27:07; 56, Oleg Bolokhovets RUS 2:27:08; 57, Christian Villavicencio NCA 2:27:50; 58, Jeroen van Damme NED 2:29:22; 59, Chad Johnson USA		

2:30:45; 60, Cho Keun-Hyung KOR 2:31:59; 61, Ser-Od Bat-Ochir MGL 2:36:31
Did not finish: Said Belhout ALG, Jean-Paul Gahimbaré BDI, Vanderlei de Lima BRA, Al-Mustafa Riyadh BRN, José Ríos ESP, Gashaw Melese ETH, Dejene Guta ETH, Tuomo Lehtinen FIN, Janne Holmén FIN, David Ramard FRA, Ahmed Ezzobayry FRA, José Amado García GUA, Stefano Baldini ITA, Migidio Bourifa ITA, Alberico Di Cecco ITA, Wilson Onsare KEN, Jimmy Muindi KEN, Kim Yi-Yong KOR, Zepherinus Joseph LCA, Tso tang Maine LES, Abderrahime Bouramdane MAR, Khalid El Boumelili MAR, Antonio Sousa POR, Ahmed Jumaa Jaber QAT, Aman Majid Awadh QAT, Collin Khoza RSA, Shadrack Hoff RSA, Gert Thys RSA, Hendrick Ramaala RSA, Makhosonke Fika RSA, Dmitriy Burmakin RUS, Anuradha Indrajith Cooray SRI, Getulii Bayo TAN & Zebedayo Bayo TAN

Ninety-five athletes started the race, with 34 failing to finish. The pace over the first half was solid, and the halfway time was 64:17, with defending champion Gharib leading the way. The field stayed together over the next 8km, and it was only at 29km that Gharib made a concerted effort to break away. Just Stefano Baldini responded, but within 2km dropped out with a hamstring problem. By 35km Gharib was 23 seconds clear of Ogata, Ramadhani and Melese, with Isegwe another seven seconds behind. Isegwe finished fastest, and ended just 11 seconds behind the Moroccan after a 15:48 uphill 5km split to the 40km mark. Gharib became only the second marathoner to successfully defend his title.

World Marathon Cup (5 to run, 3 to score)

1, Japan	6:38:39
2, Kenya	6:46:38
3, Ethiopia	6:52:14
4, United States	6:53:55
5, Brazil	6:57:57
6, Spain	6:58:04
7, Portugal	6:58:51
8, Israel	7:03:21

Osaka 2007

(Aug 25)

1, Luke Kibet	KEN	2:15:59
2, Mubarak Hassan Shami	QAT	2:17:18
3, Viktor Röthlin	SUI	2:17:25
4, Yared Asmerom	ERI	2:17:41
5, Tsuyoshi Ogata	JPN	2:17:42
6, Satoshi Osaki	JPN	2:18:06
7, Toshinari Suwa	JPN	2:18:35
8, William Kiplagat	KEN	2:19:21
9, Janne Holmén FIN 2:19:36; 10, José Manuel Martínez ESP 2:20:25; 11, Dan Robinson GBR 2:20:30; 12, Alex Malinga UGA 2:20:36; 13, Tomoyuki Sato JPN 2:20:53; 14, Asfaws Gashaw Melese ETH 2:20:58; 15, Park Ju-Young KOR 2:21:49; 16, Mike Fokoroni ZIM 2:21:52; 17, José Ríos ESP 2:22:21; 18, José de Souza BRA 2:22:24; 19, Ayele Setegne ISR 2:22:27; 20, Ali Zaided LBA 2:22:50; 21, Mbarak Hussein USA 2:23:04; 22, Alberto Chaíça POR 2:23:22; 23, Mike Morgan USA 2:23:28; 24, Kim Young-Chun KOR 2:24:25; 25, Samson Ramadhani TAN 2:25:51; 26, Lee Myong-Seun KOR 2:25:54; 27, Hendrick Ramaala RSA 2:26:00; 28, Chang Chia-Che TPE 2:26:22; 29, Khalid Kamal Yaseen BRN 2:26:32; 30, Getulo Bayo TAN 2:26:56; 31, Dejene Birhanu ETH 2:27:50; 32, Kyle O'Brien USA 2:28:28; 33, Su Wei CHN 2:28:41; 34, Wodage Zvadya ISR 2:29:21; 35, Luis Feiteira POR 2:29:34; 36, Deng Haiyang CHN 2:29:37; 37, Ulrich Steidl GER 2:30:03; 38, Ambesse Tolosa ETH 2:30:20; 39, Michael Tluway Mislav TAN 2:30:33; 40, Asaf Bimro ISR 2:31:34; 41, Youssef Othman Qader QAT 2:32:00; 42, Paulo Gomes POR 2:32:02; 43, Li Zhuhong CHN 2:32:44; 44, Rachid Kisri MAR 2:32:57; 45, Abderrahime Bouramdane MAR 2:33:26; 46, Pablo Olmedo MEX 2:33:40; 47, Marcel Tschopp LIE 2:33:42; 48, Antoni Bernadó AND 2:34:28; 49, Ren Longyun CHN 2:35:22; 50, Fernando Cabada USA 2:35:48; 51, Peter Riley GBR 2:36:00; 52, Laban Kagika KEN 2:37:13; 53, George Mofokeng RSA 2:40:22; 54, Rito Regules MEX 2:45:26; 55, Ser-Od Bat-Ochir MGL 2:49:06; 56, Mitsuru Kubota JPN 2:59:40; 57, Malefetsane Tumi LES 3:03:47		
Did not finish: Joachim Nshimirimana BDI; Geovanni Santos BRA; Abdulhak Zakaria BRN; Zheng Yunshan CHN; Nelson Cruz CPV; Óscar Martín ESP; Julio Rey ESP; Pavel Loskutov EST; Gudisa Shentama ETH; Tesfaye Tola ETH; Francis Kirwa FIN; Martin Beckmann GER; Migidio Bourifa ITA; Takhir Mamashayev KAZ; James Mwangi KEN; Laban Kipkemboi KEN; Hicham Chatt MAR; Khalid El Boumelili MAR; Abderrahime Goumri MAR; Iaroslav Pysynski MDA; Juan Gualberto Vargas MEX; Hélder Ornelas POR; Patrick Dupouv PYF; Norman Dlomo RSA; Zongamele Dyubeni RSA; Bethuel Netshifhefhe RSA; Abdil Ceylan TUR & Amos Masai UGA		

The race began at 7:00 when the temperature was already 28°, with 81% humidity. By the time the race ended the thermometer would be registering 33°. Sensibly, the athletes went off cautiously, with the first

5km covered in 16:37. The time at halfway was 68:29, with some 30 runners in a bunch. At the 25km mark, Kenyans Kiplagat and Kibet, and Shami of Qatar (formerly Richard Yatich of Kenya) led the field uphill towards Osaka Castle. Kibet took the lead for good just after 30km, and reached 35km with a 23-second lead over Shami. The margin was extended to well over a minute by the finish, as Röthlin, closing fastest of all over the last 2km, improved from sixth to third, missing the silver by seven seconds. Although the slowest win in the meeting's history, it was also the largest ever winning margin. Japan, with fifth, sixth and seventh positions, wound up an easy winner of the World Cup trophy.

World Marathon Cup (5 to run, 3 to score)

1, Japan	6:54:23
2, Korea	7:12:08
3, Kenya	7:12:33
4, United States	7:15:00
5, Ethiopia	7:19:08
6, Tanzania	7:23:20
7, Israel	7:23:22
8, Portugal	7:24:58
9, PR of China	7:31:02

Berlin 2009

(Aug 22)

1, Abel Kirui	KEN	2:06:54
2, Emmanuel Mutai	KEN	2:07:48
3, Tsegay Kebede	ETH	2:08:35
4, Yemane Tsegay	ETH	2:08:42
5, Robert Kipkoech Cheruiyot	KEN	2:10:46
6, Atsushi Sato	JPN	2:12:05
7, Adil Annani	MAR	2:12:12
8, José Manuel Martínez	ESP	2:14:04

9, José Moreira POR 2:14:05; 10, Luís Feiteira POR 2:14:06; 11, Masaya Shimizu JPN 2:14:06; 12, Norman Dlomo RSA 2:14:39; 13, Fernando Silva POR 2:14:48; 14, Satoshi Irihara JPN 2:14:54; 15, Dejene Yirdaw ETH 2:15:09; 16, Marilson dos Santos BRA 2:15:13; 17, Johannes Kekana RSA 2:15:28; 18, André Pollmächer GER 2:15:36; 19, Adriano Bastos BRA 2:15:39; 20, Oleg Kulkov RUS 2:15:40; 21, Martin Dent AUS 2:16:05; 22, Coolboy Ngamole RSA 2:16:20; 23, José de Souza BRA 2:16:40; 24, Daniel Browne USA 2:16:49; 25, Reid Coolsaet CAN 2:16:53; 26, Rachid Kisri MAR 2:17:01; 27, Yuriy Abramov RUS 2:17:04; 28, Faustin Baha TAN 2:17:11; 29, Ser-Od Bat-Ochir MGL 2:17:22; 30, Andrew Letherby AUS 2:17:29; 31, Daniel Kipkorir Chepyegon UGA 2:17:47; 32, Simon Munyutu FRA 2:17:53; 33, Dylan Wykes CAN 2:18:00; 34, Martin Beckmann GER 2:18:08; 35, George Majaji ZIM 2:18:37; 36, Matt Gabrielson USA 2:18:41; 37, Alejandro Suárez MEX 2:18:55; 38, Chang Chia-Che TPE 2:19:32; 39, Kazuhiro Maeda JPN 2:19:59; 40, Khalid Kamal Yaseen BRN 2:20:11; 41, James Theuri FRA 2:20:24; 42, Roman Kejžar SLO 2:20:25; 43, Pak Song Chol PRK 2:21:12; 44, Driss El Himer FRA 2:21:19; 45, Lee Myong-Seun KOR 2:21:54; 46, Mark Tucker AUS 2:21:57; 47, José Amado García GUA 2:22:00; 48, Carlos Cordero MEX 2:22:16; 49, Falk Cierpinski GER 2:22:36

50, Ri Hyon U PRK 2:22:48; 51, Costantino León PER 2:23:34; 52, Andrew Smith CAN 2:24:48; 53, Samir Baala FRA 2:25:12; 54, Juan Gualberto Vargas MEX 2:25:26; 55, Giitah Macharia CAN 2:25:40; 56, Getuli Bayo TAN 2:25:52; 57, Scott Westcott AUS 2:26:02; 58, Nelson Cruz CPV 2:27:16; 59, Andrea Silvini Matijaya TAN 2:28:48; 60, Arata Fujiwara JPN 2:31:06; 61, Valery Pisarev KGZ 2:31:32; 62, Nate Jenkins USA 2:32:16; 63, Wodage Zvadya ISR 2:34:58; 64, Lee Myoung-Ki KOR 2:35:12; 65, Tobias Sauter GER 2:35:43; 66, Pedro Nimo ESP 2:36:39; 67, Tesfayohannes Mesfin ERI 2:39:51; 68, Yuk Gun-Tae KOR 2:40:47; 69, Sangay Wangchuk BHU 2:47:55

Did not finish: Stephen Kamar BRN, Franklin Tenorio ECU, Yared Asmeron ERI, Yonas Kifle ERI, Rafael Iglesias ESP, Deressa Chimsa ETH, Deriba Merga ETH, Loïc Letellier FRA, Benjamin Kiptoo KEN, Ji Young-Jun KOR, Sechaba Bohosi LES, Reinhold Iita NAM, Michael Aish NZL, Mubarak Hassan Shami QAT, Dieudonné Disi RWA, Lucian Disdery Hombo TAN, Christopher Isegwe TAN, Nicholas Kiprono UGA, Amos Masai UGA & Justin Young USA

Disqualified: (ADr10.1) (45), Mikhail Lemayev RUS (2:21:47); (ADr10.8) Abderrahim Goumri MAR (dnf)

The course comprised four 10km loops through the centre of Berlin and past many historical and cultural sights, plus an extra 2.195km loop from Berlin Cathedral to Alexanderplatz and back.

With the temperature rising from 18° at the start of the race (11:45) to 21° at the end, the heat was not too great a problem. The first 10km was covered in 30:08, and the pace quickened to 59:42 at 20km, with eight men still in contention, including three Kenyans and three

Ethiopians. By 30km (1:29:43) the Kenyans were accompanied only by Merga. After Cheruiyot fell off the pace, Kirui and Mutai opened up a small gap on Merga. The Ethiopian was to drop out at 39km after being passed by Kebede. Meanwhile, Kirui began to move away from Mutai. A gap of 20 seconds at 40km (2:00:10) grew to 54 by the finish at the Brandenburg Gate. Behind the two Kenyans Kebede won the battle of the Ethiopians ahead of Tesgay. Cheruiyot placed fifth to give Kenya its first team victory.

The rush to the marathon by Kenyan runners has overwhelmed the rest of the world. In 2009 sixteen men ran under 2:07, of whom 12 were Kenyans! Neither Olympic champion Wanjiru, nor Kibet and Kwambai who had both run 2:04:27 earlier in the year were selected, but Kenya still won two medals and the team title.

World Marathon Cup (5 to run, 3 to score)

1, Kenya	6:25:28
2, Ethiopia	6:32:26
3, Japan	6:41:05
4, Portugal	6:42:59
5, South Africa	6:46:27
6, Brazil	6:47:32
7, Australia	6:55:31
8, Germany	6:56:20

9, France 6:59:36; 10, Canada 6:59:41; 11, Mexico 7:06:37; 12, United States 7:07:46; 13, Tanzania 7:11:51; 14, Korea 7:37:53

X

Daegu 2011

(Sep 4)

1, Abel Kirui	KEN	2:07:38
2, Vincent Kipruto	KEN	2:10:06
3, Feyisa Lilesa	ETH	2:10:32
4, David Barmasai	KEN	2:11:39
5, Eliud Kiptanui	KEN	2:11:50
6, Hiroyuki Horibata	JPN	2:11:52
7, Ruggero Pertile	ITA	2:11:57
8, Stephen Kiprotich	UGA	2:12:57

9, Kentaro Nakamoto JPN 2:13:10; 10, Rachid Kisri MAR 2:13:24; 11, Eshetu Wendimu ETH 2:13:37; 12, Marius Ionescu ROU 2:15:32; 13, Dong Guojian CHN 2:15:45; 14, Dave Webb GBR 2:15:48; 15, Cuthbert Nyasango ZIM 2:15:56; 16, Beraki Beyene ERI 2:16:03; 17, Yuki Kawachi JPN 2:16:11; 18, Aleksey V. Sokolov RUS 2:16:23; 19, Ser-Od Bat-Ochir MGL 2:16:41; 20, Aleksey A. Sokolov RUS 2:16:48; 21, Lee Merrien GBR 2:16:59; 22, Jeong Jin-Hyeong KOR 2:17:04; 23, Li Zicheng CHN 2:17:35; 24, José Manuel Martínez ESP 2:17:44; 25, Rafael Iglesias ESP 2:17:45; 26, Lee Myong-Seun KOR 2:18:05; 27, Yoshinori Oda JPN 2:18:05; 28, Pablo Villalobos ESP 2:18:12; 29, Mike Morgan USA 2:18:30; 30, Urige Buta NOR 2:20:16; 31, Wu Shiwei CHN 2:21:12; 32, Jesper Faurschou DEN 2:21:15; 33, Hwang Jun-Hyeun KOR 2:21:54; 34, Mike Tebulo MAW 2:22:45; 35, Mike Sayenko USA 2:22:49; 36, Yukihiro Kitaoka JPN 2:23:11; 37, Jeff Eggleston USA 2:23:33; 38, Hwang Jin-Suk KOR 2:23:47; 39, Nicholas Arciniaga USA 2:24:06; 40, Anton Kosmač SLO 2:24:16; 41, Samuel Goitom ERI 2:25:42; 42, Kim Min KOR 2:27:20; 43, Sergio Reyes USA 2:29:15; 44, Coolboy Ngamole RSA 2:30:01; 45, Bekir Karayel TUR 2:33:20; 46, Ruben Sanca CPV 2:34:40; 47, John Casallo PER 2:36:43; 48, Modike Lucky Mohale RSA 2:38:22; 49, Sangay Wangchuk BHU 2:38:33

Did not finish: Jeff Hunt AUS; Khaled Kamal Khaled BRN; Yared Asmeron ERI; Yonas Kifle ERI; Michael Tesfay ERI; Chala Dechase ETH; Gebregziabher Gebremariam ETH; Bazu Worku ETH; Zohar Zemiro ISR; Benjamin Kiptoo KEN; Ali Zaied LBA; Adil Annani MAR; David Ngakane RSA; Daniel Kipkorir Chepyegon UGA & Nicholas Kiprono UGA

Disqualified: (ADr10.8) (4), Abderrahim Bouramdane MAR (2:10:55), (27), Ahmed Baday MAR (2:17:59) & Abderrahim Goumri MAR (dnf)

On a warm and humid day (24°C, 65%), a slow pace was expected, and the halfway point was passed in 65:07 with 22 men in the pack. Kirui had taken the lead at the 20km point, and covered the next 5km in 14:43, reducing the leading group to four – himself, Kiptanui, Kipruto and Lilesa. The defending champion separated himself from the others with a 14:18 split to the 30km mark, and proceeded to win by the record margin of 2:28. “When it comes to a race where you have strong competitors, you also have to be wise,” said Kirui of his tactics. “Running is not only legs. It’s also the mind.” The race started and finished at Gukchae-bosang Memorial Park and comprised two loops of 15km and one of 12.195km.

The team race was won easily by Kenya from Japan. In third place initially were Morocco (6:42:18), but they fell out of the rankings when it was confirmed that three of their five entrants – including fourth-placed Bouramdane – had committed doping offences according to their Athlete Biological Passports.

Due to diminishing interest in the format, World Athletics had already decided before Daegu to drop the World Marathon Cup after 2011. It was, however, agreed to continue allowing up to five individuals per country to compete in 2013.

World Marathon Cup (5 to run, 3 to score)

1, Kenya	6:29:23
2, Japan	6:41:13
3, Spain	6:53:41
4, PR of China	6:54:32
5, Korea	6:57:03
6, United States	7:04:52

Moscow 2013

(Aug 17)

1, Stephen Kiprotich	UGA	2:09:51
2, Lelisa Desisa	ETH	2:10:12
3, Tadesse Tola	ETH	2:10:23
4, Tsegaye Kebede	ETH	2:10:47
5, Kentaro Nakamoto	JPN	2:10:50
6, Solonei da Silva	BRA	2:11:40
7, Paulo Roberto Paula	BRA	2:11:40
8, Yemane Adhane	ETH	2:11:43
9, Peter Some	KEN	2:11:47
10, Jackson Kiprop	UGA	2:12:12
11, Beraki Beyene	ERI	2:13:40
12, Bernard Kipyego	KEN	2:14:01
13, Jeff Eggleston	USA	2:14:23
14, Masakazu Fujiwara	JPN	2:14:29
15, Javier Guerra	ESP	2:14:33
16, Samuel Tsegay Tesfamariam	ERI	2:14:41
17, Kazuhiro Maeda	JPN	2:15:25
18, Yuki Kawauchi	JPN	2:15:35
19, Abraham Kiplimo	UGA	2:16:25
20, Rob Watson	CAN	2:16:28
21, Paul Pollock	IRL	2:16:42
22, Mustafa Mohamed	SWE	2:17:09
23, Martin Dent	AUS	2:17:11
24, Aleksey V. Sokolov	RUS	2:17:12
25, Michael Kipyego	KEN	2:17:47
26, Marius Ionescu	ROU	2:18:31
27, Daniel Tapia	USA	2:18:32
28, Benjamin Malaty	FRA	2:19:21
29, Jordan Chipangama	ZAM	2:19:47
30, Miguel Almache	ECU	2:19:48
31, Kiflom Slum Weldemichael	ERI	2:20:01
32, Chang Chia-Che	TPE	2:20:02
33, Faustine Musa	TAN	2:20:51
34, Christian Kreienbühl	SUI	2:21:17
35, Ser-Od Bat-Ochir	MGL	2:21:55
36, Juan Carlos Trujillo	USA	2:23:13
37, Tilahun Aliyev	AZE	2:23:32
38, Mohamed Msenduki Ikoki	TAN	2:24:20
39, Zohar Zimro	ISR	2:25:23
40, Michael Ott	SUI	2:26:02
41, Vasyl Matviychuk	UKR	2:26:21
42, Sibusiso Nzima	RSA	2:26:32
43, Sung Ji-Hun	KOR	2:26:43
44, Yin Shujin	CHN	2:27:19
45, Roman Prodius	MDA	2:29:08
46, Hendrick Ramaala	RSA	2:30:23
47, Sergui Ciobanu	MDA	2:34:17
48, Kim Young-Jin	KOR	2:35:53
49, Shawn Forrest	AUS	2:39:09
50, Mihail Krassilov	KAZ	2:44:31
Did not finish: Tayeb Filali ALG, Adam Ismail Khamis BRN, Yared Asmeron ERI, Yonas Kifle ERI, Ayad Lamdassem ESP, Feyisa Lelisa ETH, Hiroyuki Horibata JPN, Nicholas Kipkemboi KEN, Bernard Koech KEN, Jobo Khatoane LES, Tshepo Ramonene LES, Bilal Mohamed MAR, José Antonio Uribe MEX, Michel Butter NED, Hermano Ferreira POR, Jean Pierre Mvuyekure RWA & Wissam Hosni TUN		
Disqualified: (ADr10.1) (33.) Jeremias Saloj GUA (2:20:40) & Hafid Chani MAR (DNF)		
Did not start: Cephas Pasipamiri ZIM		

Tola was the early leader, passing 10km in 31:22, but was caught by the leading pack before the 15km point (46:39). The leading group totalled 22 athletes and reached halfway in a cautious 65:12. Tola continued to lead, with 5km splits of 15:21, 15:25 and 15:24 leading up to 35km, at which point the leaders were three Ethiopians, two Ugandans and a Kenyan.

Olympic Champion Kiprotich and world leader Desisa emerged to duel the gold in the final kilometre. The Ugandan made a few unexpected diagonal movements as the two approached the stadium, leading Desisa to follow needlessly in his footsteps. This deliberately unsettling tactic worked and Kiprotich went clear enough to be able to tap hands with spectators in the compound before entering the stadium to win. Had this been a team race, Ethiopia would have been clear winners with placers 2-3-4 & 8.

The race started and finished in Moscow's Luzhniki Stadium and comprised principally of three laps along the embankment of the Moskva river to Red Square and back.

Beijing 2015

(Aug 22)

1, Ghirmay Ghebreslassie	ERI	2:12:28
2, Yemane Adhane	ETH	2:13:08
3, Solomon Mutai	UGA	2:13:30
4, Ruggero Pertile	ITA	2:14:23
5, Shumi Dechasa	BRN	2:14:36
6, Stephen Kiprotich	UGA	2:14:43
7, Lelisa Desisa	ETH	2:14:54
8, Daniele Meucci	ITA	2:14:54
9, Amanuel Mesel	ERI	2:15:07
10, Jackson Kiprop	UGA	2:15:16
11, Pak Chol PRK	2:15:44	
12, Alphonse Felix TAN	2:16:58	
13, Javier Guerra	ESP	2:17:00
14, Tshepo Ramonene	LES	2:17:17
15, Lemi Berhanu	ETH	2:17:37
16, Abdelhadi El Hachimi	BEL	2:17:41
17, Aleksey Reunkov	RUS	2:18:12
18, Solonei da Silva	BRA	2:19:20
19, Tadesse Abraham	SUI	2:19:25
20, Roman Fosti	EST	2:20:35
21, Masakazu Fujiwara	JPN	2:21:06
22, Mark Korir	KEN	2:21:20
23, Cuthbert Nyasango	ZIM	2:22:15
24, Xu Wang	CHN	2:23:08
25, Ian Burrell	USA	2:23:17
26, Pierre-Célestin Nihorimbere	BDI	2:23:29
27, Ezekiel Jafari Ngimba	TAN	2:23:43
28, Scott Smith	USA	2:24:53
29, Anuradha Indrajith Cooray	SRI	2:25:04
30, Cephas Pasipamiri	ZIM	2:25:05
31, Roman Prodius	MDA	2:26:46
32, Edwin Kemboi	AUT	2:28:06
33, Ho Chin-Ping	TPE	2:28:14
34, Guan Siyang	CHN	2:30:17
35, Henri Manninen	FIN	2:30:22
36, David Nilsson	SWE	2:31:24
37, Gilbert Mutandiro	ZIM	2:31:35
38, Ser-Od Bat-Ochir	MGL	2:32:09
39, Noh Si-Hwan	KOR	2:32:35
40, Kazuhiro Maeda	JPN	2:32:49
41, Desmond Mokgobu	RSA	2:34:11
42, Fabiano Joseph Naasi	TAN	2:35:27
Did not finish: Adam Ismail Khamis BRN, Hasan Mahboob Ali BRN, Gilberto Lopes BRA, Edmilson Santana BRA, Muhan Hasi CHN, Richer Pérez CUB, Beraki Beyene ERI, Carles Castillejo ESP, Mohammad Jaafar Moradi IRI, Mihail Krassilov KAZ, Dennis Kimetto KEN, Wilson Kipsang KEN, Yu Seung-Yeop KOR, Rachid Kisri MAR, Abel Villanueva PER, Marius Ionescu ROU, Benedict Moeng RSA, Sibusiso Nzima RSA, Wissam Hosni TUN, Bekir Karayel TUR, Abraham Kiplimo UGA, Ivan Babaryka UKR, Oleksandr Babaryka UKR & Jeff Eggleston USA		
Disqualified: (ADr10.1) Adil Annani MAR (DNF)		

The race started in Yongdingmen Park and finished in the National Stadium. A temperature of 22°C, with humidity of 73%, put paid to any notions of a fast time. At 5km (16:06), one of the contestants from the parallel mass race was among the leaders. Pertile led at halfway in 66:55 – compared to the time of 62:34 in the 2008 Beijing Olympic race, which was staged in similar conditions though on a different course.

At 27km the unheralded Lesothan Ramonene burst clear and led by 19 seconds at 30km (1:35:02). By 36km, he had been caught by Ghebreslassie, and the 19 year-old Eritrean moved 12 seconds clear at 40km. Ghebreslassie continued to pull away and eventually won by 30 seconds. The 41 year-old Pertile was fourth, having stopped for almost a minute at around 30km to answer a call of nature. He might otherwise have challenged for the bronze. Favoured Kenyans Kimetto and Kipsang both failed to finish.

London 2017

(Aug 6)

1, Geoffrey Kirui	KEN	2:08:27
2, Tamirat Tola	ETH	2:09:49
3, Alphonse Simbu	TAN	2:09:51
4, Callum Hawkins	GBR	2:10:17
5, Gideon Kipketer	KEN	2:10:56
6, Daniele Meucci	ITA	2:10:56
7, Yohanes Gebregergish	ERI	2:12:07
8, Daniel Wanjiru	KEN	2:12:16
9, Yuki Kawauchi	JPN	2:12:19
10, Kentaro Nakamoto	JPN	2:12:41
11, Solomon Mutai	UGA	2:13:29
12, Ezekiel Jafari	TAN	2:14:05
13, Abdi Hakin Ulad	DEN	2:14:22
14, Kaan Kigen Özbilen	TUR	2:14:29
15, Shumi Dechasa	BRN	2:15:08
16, Elkanah Kibet	USA	2:15:14
17, Javier Guerra	ESP	2:15:22
18, Igor Olefirenko	UKR	2:15:34
19, Tsegaye Mekonnen	ETH	2:15:36
20, Ernesto Zamora	URU	2:16:00
21, Desmond Mokgobu	RSA	2:16:14
22, Mick Clohisey	IRL	2:16:21
23, Valentin Pfeil	AUT	2:16:28
24, Remigijus Kančys	LTU	2:16:34
25, Derlis Ayala	PAR	2:16:37
26, Hirohito Inoue	JPN	2:16:54
27, Igor Russ	UKR	2:17:01
28, Thonakal Gopi	IND	2:17:13
29, Mert Girmalegese	TUR	2:17:36
30, Mohamed Reda El Aaraby	MAR	2:17:50
31, Andrew Davies	GBR	2:17:59
32, Mikael Ekvall	SWE	2:18:12
33, Pardon Ndhlovu	ZIM	2:18:37
34, Munkhbayar Naranzulam	MGL	2:18:42
35, Namupala Reonard	NAM	2:18:51
36, Yuriy Rusyuk	UKR	2:18:54
37, Paulus Iyambo	NAM	2:19:45
38, Stephano Gwandu Huche	TAN	2:20:05
39, Josh Griffiths	GBR	2:20:06
40, Tiidrek Nurme	EST	2:20:41
41, Ghebre Kibrom ERI	2:21:22	
42, Bobby Curtis	USA	2:21:22
43, Robert Chemonges	UGA	2:21:24
44,		

3000m Steeplechase**Helsinki 1983****Final (Aug 12)**

1,	Patriz Ilg	FRG	8:15.06
2,	Bogusław Maminski	POL	8:17.03
3,	Colin Reitz	GBR	8:17.75
4,	Joseph Mahmoud	FRA	8:18.32
5,	Roger Hackney	GBR	8:19.38
6,	Graeme Fell	GBR	8:20.01
7,	Julius Korir	KEN	8:20.11
8,	Henry Marsh	USA	8:20.45
9,	Mariano Scartezzini	ITA	8:21.17;
10,	Domingo Ramón	ESP	8:21.32;
11,	Hagen Melzer	GDR	8:21.33;
12,	Tommy Ekblom	FIN	8:21.50

Henry Marsh was the man who crossed the finish line first at the 1981 World Cup but was disqualified for missing a water jump. His misfortune continued in Helsinki when he dramatically fell at the final barrier when contesting the gold medal. There was also drama at the start of the final when, to the crowd's delight, Ekblom suddenly sprinted to a lead of 10m.

The Finn stayed in front until 600m from the finish. Scartezzini took over and was ahead at the bell, but was soon overhauled by European Champion Ilg. Maminski and Marsh chased the German and the medals looked to be between these three. After the water jump, Marsh overtook the Pole and looked to be gaining on Ilg. Just as a US gold medal looked possible, Marsh mis-timed his take-off before the final barrier and banged it with his right knee. Ilg saw nothing of this and sprinted away to win. Meanwhile, the American crashed to the track and rolled over as Maminski swerved past on the inside. The luckless American got up to jog across the line in eighth place.

First round (First 5 & 9 fastest to semi-finals) (Aug 9)

Heat 1: 1, Korir 8:26.63; 2, Ramón 8:27.19; 3, Marsh 8:27.46; 4, Schwarz 8:27.71; 5, Fell 8:27.71; 6, Markó 8:27.72; 7, Scartezzini 8:28.27; 8, Mahmoud 8:29.34; 9, Aikyo 8:31.27; 10, Peter Daenens BEL 8:39.66; 11, Ilkka Äyräväinen FIN 8:46.23; 12, Flemming Jensen DEN 8:56.57

Heat 2: 1, Wesolowski 8:27.08; 2, Kashanov 8:29.15; 3, Rono 8:29.25; 4, Ekblom 8:30.74; 5, Hackney 8:30.90; 6, Van Dijk 8:32.33; 7, Rickey Pittman USA 8:32.62; 8, Brendan Quinn IRL 8:34.02; 9, Hamid Homada MAR 8:34.59; 10, Juan Torres ESP 8:41.87; 11, Mark Adam CAN 9:15.18; 12, Wimana Girma ETH 9:31.81

Heat 3: 1, Reitz 8:22.78; 2, Maminski 8:22.79; 3, Ilg 8:22.97; 4, Tuwei 8:23.88; 5, Melzer 8:24.23; 6, Diemer 8:24.92; 7, Renner 8:25.66; 8, Sánchez 8:25.92; 9, Debacker 8:30.79; 10, Carmelo Rios PUR 8:47.19; 11, Eshetu Tura ETH 8:53.86

Semi-finals (First 4 & 4 fastest to final) (Aug 10)

Heat 1: 1, Reitz 8:22.91; 2, Melzer 8:23.10; 3, Marsh 8:23.18; 4, Ekblom 8:23.28; 5, Scartezzini 8:23.30; 6, Francisco Sánchez ESP 8:23.92; 7, Panayot Kashanov BUL 8:31.95; 8, Richard Tuwei KEN 8:33.29; 9, Pascal Debacker FRA 8:36.16; 10, William Van Dijk BEL 8:39.01; Rainer Schwarz FRG DNF; Krzysztof Wesolowski POL DNS

Heat 2: 1, Maminski 8:20.81; 2, Ilg 8:20.83; 3, Korir 8:21.07; 4, Mahmoud 8:21.29; 5, Ramón 8:21.61; 6, Hackney 8:22.44; 7, Fell 8:23.22; 8, Brian Diemer USA 8:23.39; 9, Peter Renner NZL 8:25.72; 10, Gábor Markó HUN 8:32.42; 11, Shigeyuki Aikyo JPN 8:33.29; 12, Kiprotich Rono KEN 8:33.97

Rome 1987**Final (Sep 5)**

1,	Francesco Panetta	ITA	8:08.57
2,	Hagen Melzer	GDR	8:10.32
3,	William Van Dijk	BEL	8:12.18
4,	Brian Diemer	USA	8:14.46
5,	Graeme Fell	CAN	8:16.46
6,	Henry Marsh	USA	8:17.78
7,	Peter Koech	KEN	8:20.08
8,	Patrick Sang	KEN	8:20.45
9,	Alessandro Lambruschini	ITA	8:24.25;
10,	Raymond Pannier	FRA	8:26.50;
11,	José Regalo	POR	8:27.64;
12,	Patriz Ilg	FRG	8:38.46;
13,	Franco Boffi	ITA	8:43.60;
14,	Roger Hackney	GBR	8:48.86;
	Joshua Kipkemboi	KEN	DNF

Panetta showed he had fully recovered from his run in the 10,000m five days earlier when he won his heat in the fastest ever time for a preliminary. The Italian, nicknamed "Rambo", ran the final from the front at a pace close to the world record. His biggest opponent, Kipkemboi, fell at the hurdle on the backstraight of the fourth lap. This seemed to spur

on the Italian, who passed 2000m in 5:26.62 and continued to run strongly. Only in the final lap did he start to lose form, but he still had enough energy to start celebrating before he reached the finishing line. Yet he still clocked the fourth-fastest time ever.

First round (First 4 & 3 fastest to final) (Sep 3)

Heat 1: 1, Panetta 8:16.08; 2, Pannier 8:16.93; 3, Van Dijk 8:19.19; 4, Sang 8:22.26; 5, Eddie Wedderburn GBR 8:24.09; 6, Adauto Domingues BRA 8:26.67; 7, Béla Vágó HUN 8:27.24; 8, Francisco Sánchez ESP 8:34.29; 9, Michael Heist FRG 8:38.80; 10, Brian Abshire USA 8:39.97; 11, Liam O'Brien IRL 8:40.88; 12, Herman Hofstee NED 8:44.04; 13, Emilio Ulloa CHI 8:44.51

Heat 2: 1, Kipkemboi 8:20.75; 2, Melzer 8:21.07; 3, Lambruschini 8:21.21; 4, Diemer 8:21.32; 5, Fethi Baccouche TUN 8:22.75; 6, Bogusław Maminski POL 8:24.32; 7, Tommy Ekblom FIN 8:24.66; 8, Ricardo Vera URU 8:36.80; 9, Colin Reitz GBR 8:40.55; 10, Shigeyuki Aiko JPN 8:41.41; 11, Espen Borge NOR 8:47.34; 12, Ramón López PAR 9:10.29; Flemming Jensen DEN DNF

Heat 3: 1, Ilg 8:18.73; 2, Fell 8:18.87; 3, Koech 8:19.28; 4, Regalo 8:20.70; 5, Marsh 8:20.98; 6, Hackney 8:21.35; 7, Boffi 8:21.69; 8, Bruno Le Stum FRA 8:23.61; 9, Valeriy Vandyak URS 8:30.43; 10, Hans Koeleman NED 8:41.80; 11, Domingo Ramón ESP 8:42.35; Mirosław Zerkowski POL DNF

Tokyo 1991**Final (Aug 31)**

1,	Moses Kiptanui	KEN	8:12.59
2,	Patrick Sang	KEN	8:13.44
3,	Azzedine Brahma	ALG	8:15.54
4,	Julius Kariuki	KEN	8:16.81
5,	Brian Diemer	USA	8:17.76
6,	Abdelaziz Sahere	MAR	8:19.40
7,	Angelo Carosi	ITA	8:20.80
8,	Francesco Panetta	ITA	8:26.79
9,	William Van Dijk	BEL	8:30.46;
10,	Joseph Mahmoud	FRA	8:37.09;
11,	Tom Hanlon	GBR	8:41.14;
12,	Hagen Melzer	GER	8:45.58;
13,	Thierry Brusseau	FRA	8:47.46;
14,	Graeme Fell	CAN	9:01.73;
15,	Gábor Markó	HUN	9:11.53

Defending champion Panetta went to the front at the start of the final, tracked by the Kenyan pairing of Sang and Kiptanui (8:07.89 in 1991). At 2000m (5:33.03) the leader was Kiptanui – the reigning World Junior 1500m champion – while Panetta fell back. The third Kenyan, Olympic Champion Kariuki, moved up to form a powerful Kenyan presence at the front of the race. Kiptanui still led at the bell with only Brahma and Diemer in touch. A Kenyan sweep looked possible, but just as Kiptanui was getting the better of Sang for the gold, so Brahma overhauled Kariuki for third place.

First round (First 4 & 3 fastest to final) (Aug 29)

Heat 1: 1, Hanlon 8:18.02; 2, Kariuki 8:18.06; 3, Fell 8:18.19; 4, Sahere 8:18.23; 5, Diemer 8:18.29; 6, Brusseau 8:27.77; 7, Shaun Creighton AUS 8:30.65; 8, Akira Nakamura JPN 8:33.89; 9, José Carlos Pereira POR 8:39.30; 10, Jiří Švec TCH 8:41.08; 11, Juan Azkueta ESP 8:50.50; Alessandro Lambruschini ITA DNS

Heat 2: 1, Sang 8:26.78; 2, Panetta 8:27.25; 3, Markó 8:27.53; 4, Mahmoud 8:28.35; 5, Mark Croghan USA 8:29.20; 6, Ricardo Vera URU 8:30.14; 7, Benito Nogales ESP 8:39.21; 8, Marcelo Cascabelo ARG 8:44.57; 9, Jörgen Salo FIN 8:45.68; 10, Peter McColgan GBR 8:58.34; 11, Deena Ram IND 9:05.21; Ivan Kononov URS DNF

Heat 3: 1, Kiptanui 8:27.52; 2, Brahma 8:27.95; 3, Carosi 8:28.35; 4, Van Dijk 8:28.44; 5, Melzer 8:28.56; 6, Colin Walker GBR 8:30.69; 7, Bruno Le Stum FRA 8:33.38; 8, Dan Nelson USA 8:40.23; 9, João Junqueira POR 8:43.37; 10, Antonio Peula ESP 8:45.41; 11, Hamad Al Dosari KSA 8:50.29; 12, Davendra Singh FIJ 9:23.28; Adauto Domingues BRA DNS

Stuttgart 1993**Final (Aug 21)**

1,	Moses Kiptanui	KEN	8:06.36
2,	Patrick Sang	KEN	8:07.53
3,	Alessandro Lambruschini	ITA	8:08.78
4,	Matthew Birir	KEN	8:09.42
5,	Mark Croghan	USA	8:09.76
6,	Steffen Brand	GER	8:15.33
7,	Elarbi Khattabi	MAR	8:17.96
8,	Angelo Carosi	ITA	8:23.42
9,	Shaun Creighton	AUS	8:23.45;
10,	Michael Buchleitner	AUT	8:25.88;
11,	Marc Davis	USA	8:28.74;
12,	Ricardo Vera	URU	8:29.00;
13,	Abdelaziz Sahere	MAR	8:29.65;
14,	Martin Strege	GER	8:34.31;
15,	Tom Hanlon	GBR	8:45.62;
	Azzedine Brahma	ALG	DNF.

Davis advanced to final on protest

Kiptanui had missed the Olympic Games but later in 1992 lowered the world record to 8:02.08. He retained his title comfortably in a race which saw, for the first time, five men run quicker than 8:10. The defending champion made the running, taking himself and Sang into a 10m lead after the first kilometre. At 2000m (5:26.71) Kiptanui still led, but there was a surprise three laps from the finish when the audacious Khattabi joined the leading pair. The Moroccan could not live with Kiptanui and Sang, but a Kenyan sweep of the medals was prevented by Lambruschini, who overtook Birir on the backstraight.

First round (First 4 & 3 fastest to final) (Aug 20)

Heat 1: 1, Sang 8:24.49; 2, Brahmī 8:24.73; 3, Sahere 8:24.89; 4, Buchleitner 8:24.92; 5, Creighton 8:25.29; 6, Tom Buckner GBR 8:27.26; 7, Vladimir Pronin RUS 8:32.26; 8, Kim Bauermeister GER 8:37.41; 9, Wander Moura BRA 8:46.03; 10, Brian Diemer USA 9:01.88; 11, Davendra Singh FIJ 9:21.15; Antonio Peula ESP DNS

Heat 2: 1, Birir 8:23.11; 2, Brand 8:23.27; 3, El Khattabi 8:23.57; 4, Lambruschini 8:25.46; 5, Davis 8:26.49; 6, Colin Walker GBR 8:36.22; 7, Bezunen Yae Tura ETH 8:37.13; 8, Thierry Brusseau FRA 8:39.82; 9, Akira Nakamura JPN 8:48.89; 10, Eduardo Henriques POR 8:57.21; Gustavo Castillo MEX DNF

Heat 3: 1, Kiptanui 8:19.08; 2, Croghan 8:19.14; 3, Carosi 8:19.66; 4, Strege 8:21.24; 5, Hanlon 8:23.16; 6, Vera 8:23.65; 7, João Junqueira POR 8:28.39; 8, Jim Svenøy NOR 8:29.34; 9, Ville Hautala FIN 8:32.49; 10, Saad Al-Asmari KSA 8:35.06; 11, Whaddon Niewoudt RSA 8:36.40

Gothenburg 1995

Final (Aug 11)

1,	Moses Kiptanui	KEN	8:04.16
2,	Christopher Kosgei	KEN	8:09.30
3,	Saad Al-Asmari	KSA	8:12.95
4,	Steffen Brand	GER	8:14.37
5,	Angelo Carosi	ITA	8:14.85
6,	Florin Ionescu	ROU	8:15.44
7,	Vladimir Pronin	RUS	8:16.59
8,	Martin Strege	GER	8:18.57
9,	Matthew Birir	KEN	8:21.15; 10, Alessandro Lambruschini ITA 8:22.64; 11, Vladimir Golyas RUS 8:27.59; 12, Javier Rodríguez ESP 8:30.96

Kiptanui was in such tremendous form that he could afford to hold back on the final lap yet still win by 50m and clock one of the fastest times ever seen. The barefoot Kosgei had surprisingly beaten Kiptanui in their previous clash in Sweden at the Stockholm Grand Prix, but there was only one winner in Gothenburg. The defending champion led from start to finish, reeling off successively faster kilometres of 2:44.06, 2:41.70 and 2:39.36.

At the bell Kiptanui had eight metres on Birir, who was around 5m ahead of Kosgei and Al-Asmari, the only man able to stay with the pace of the Kenyans. With 300m remaining a Kenyan medal sweep looked likely. Then Birir fell heavily at one of the hurdles after being knocked by the inexperienced Kosgei, who had suddenly accelerated in pursuit of Kiptanui. This left Al-Asmari in third place. Birir – the Olympic Champion – quickly got up but lost any chance of catching the Saudi athlete when he fell again at the last water jump. He jogged in to place ninth. Kiptanui won from Kosgei with history's third-fastest time. Al-Asmari won his country's first medal.

The winner stirred controversy when he admitted that he had been saving himself for the following week's Zürich Grand Prix. There, he lowered his world record to an historic 7:59.18.

First round (First 6 & 6 fastest to semi-finals) (Aug 7)

Heat 1: 1, Birir 8:24.34; 2, Sahere 8:24.37; 3, Rodríguez 8:24.66; 4, Mogotsi 8:25.61; 5, Brand 8:26.45; 6, Van Calcar 8:26.97; 7, Bartoszak 8:27.25; 8, Hautala 8:29.06; 9, Marcel Laros NED 8:31.10; 10, Mohammed Belabbès ALG 8:33.13; 11, Spencer Duval GBR 8:38.01; 12, Wander Moura BRA 8:43.37

Heat 2: 1, Al-Asmari 8:22.01; 2, Kosgei 8:22.27; 3, Croghan 8:26.02; 4, Pronin 8:27.79; 5, Bauermeister 8:29.05; 6, Lambruschini 8:29.36; 7, Boulami 8:30.93; 8, Keith Cullen GBR 8:32.07; 9, Antonis Vouzis GRE 8:34.44; 10, Godfrey Siamusiye ZAM 8:37.41; 11, Vitor Almeida POR 8:45.20; 12, Zeba Crook CAN 8:50.34

Heat 3: 1, Ionescu 8:22.86; 2, Carosi 8:23.93; 3, Khattabi 8:24.11; 4, Strege 8:24.18; 5, Kiptanui 8:24.20; 6, Svenøy 8:24.49; 7, Fell 8:24.85; 8, Chaston 8:24.97; 9, Golyas 8:27.50; 10, Ricardo Vera URU 8:33.95; 11, Ruben García MEX 8:36.28; 12, Tom Nohilly USA 8:37.01

Semi-finals (First 5 & 2 fastest to final) (Aug 9)

Heat 1: 1, Carosi 8:19.73; 2, Birir 8:20.17; 3, Kosgei 8:20.53; 4, Ionescu 8:20.76; 5, Rodríguez 8:20.89; 6, Golyas 8:20.97; 7, Strege 8:22.33; 8, Elarbi Khattabi MAR 8:24.13; 9, Graeme Fell CAN 8:24.74; 10, Karl Van Calcar USA 8:30.32; 11, Brahim Boulami MAR 8:35.42; 12, Jim Svenøy NOR 8:40.53

Heat 2: 1, Al-Asmari 8:25.19; 2, Brand 8:26.35; 3, Pronin 8:26.70; 4, Kiptanui 8:27.26; 5, Lambruschini 8:27.75; 6, Michał Bartoszak POL 8:29.14; 7, Ville Hautala FIN 8:31.37; 8, Justin Chaston GBR 8:38.90; 9, Kim Bauermeister GER 8:45.27; 10, Shadrack Mogotsi RSA 8:54.27; Mark Croghan USA & Abdelaziz Sahere MAR DNF

Athens 1997

Final (Aug 6)

1,	Wilson Boit Kipketer	KEN	8:05.84
2,	Moses Kiptanui	KEN	8:06.04
3,	Bernard Barmasai	KEN	8:06.04
4,	Saad Al-Asmari	KSA	8:13.87
5,	Hicham Bouaouiche	MAR	8:14.04
6,	Mark Croghan	USA	8:14.09
7,	Jim Svenøy	NOR	8:14.80
8,	Angelo Carosi	ITA	8:16.01
9,	Mark Ostendarp	GER	8:18.49; 10, Brahim Boulami MAR 8:23.34; 11, Elarbi Khattabi MAR 8:29.43; 12, Florin Ionescu ROU 8:39.67

For the first time in the World Championships, Kenyans filled the first three places in the steeplechase – and it might have been first four had Kenya taken advantage of the “wild card” rule and fielded an additional runner. Kiptanui was not simply a defending champion; he was seeking his fourth title, and he came very close to succeeding. Al-Asmari was still in contention at the bell but was left 50m behind at the end of a fantastic last lap covered in 57.5! Kiptanui, who led for most of the race (2:45.86, 5:31.08), was overtaken by Boit Kipketer at the final barrier while Barmasai – who had fallen early in the race – shared Kiptanui's time. Just one fifth of a second covered the three of them at the end.

First round (First 6 & 6 fastest to semi-finals) (Aug 3)

Heat 1: 1, Wojcik 8:24.93; 2, Boulami 8:24.95; 3, Kiptanui 8:25.80; 4, Pronin 8:25.95; 5, Croghan 8:25.95; 6, Lambruschini 8:26.35; 7, Buchleitner 8:26.76; 8, Ionescu 8:27.39; 9, Hough 8:28.54; 10, Stasi 8:28.85; 11, Chris Unthank AUS 8:32.02

Heat 2: 1, Al-Asmari 8:25.23; 2, Ostendarp 8:25.97; 3, Barmasai 8:26.62; 4, Vroemen 8:28.96; 5, Khattabi 8:32.53; 6, Tom Nohilly USA 8:32.70; 7, Million Wolde ETH 8:32.77; 8, Abderrahmane Daas ALG 8:33.35; 9, Giuseppe Maffei ITA 8:37.12; 10, Vitor Almeida POR 8:40.75; 11, Michał Bartoszak POL 8:47.01

Heat 3: 1, Boit Kipketer 8:29.40; 2, Svenøy 8:29.65; 3, Bouaouiche 8:29.67; 4, Carosi 8:29.92; 5, Morán 8:29.98; 6, Laros 8:30.24; 7, Moura 8:30.70; 8, Dobrzynski 8:31.69; 9, Antonis Vouzis GRE 8:33.51; 10, Stéphane Desautly FRA 8:33.56; 11, Hector Begeo PHI 9:17.82

Semi-finals (First 5 & 2 fastest to final) (Aug 4)

Heat 1: 1, Al-Asmari 8:20.18; 2, Ostendarp 8:20.40; 3, Kiptanui 8:20.76; 4, Bouaouiche 8:20.88; 5, Khattabi 8:20.94; 6, Svenøy 8:21.16; 7, Vladimir Pronin RUS 8:29.39; 8, Ramiro Morán ESP 8:31.73; 9, Rafał Wojcik POL 8:33.28; 10, Simon Vroemen NED 8:48.66; Alessandro Lambruschini ITA & Tom Nohilly USA DNF

Heat 2: 1, Barmasai 8:17.95; 2, Boit Kipketer 8:18.92; 3, Croghan 8:19.98; 4, Carosi 8:20.82; 5, Boulami 8:21.99; 6, Ionescu 8:22.35; 7, Michael Buchleitner AUT 8:26.22; 8, Wander Moura BRA 8:35.01; 9, Stathis Stasi CYP 8:35.73; 10, Marcel Laros NED 8:36.12; 11, Adam Dobrzynski POL 8:38.58; 12, Robert Hough GBR 8:59.24

Seville 1999

Final (Aug 23)

1,	Christopher Kosgei	KEN	8:11.76
2,	Wilson Boit Kipketer	KEN	8:12.09
3,	Ali Ezzine	MAR	8:12.73
4,	Damian Kallabis	GER	8:13.11
5,	Bernard Barmasai	KEN	8:13.51
6,	Eliseo Martín	ESP	8:16.09
7,	Paul Kosgei	KEN	8:17.55
8,	Florin Ionescu	ROU	8:18.17
9,	Günther Weidlinger	AUT	8:19.02; 10, Giuseppe Maffei ITA 8:22.65; 11, Elarbi Khattabi MAR 8:24.62; 12, Bouabdallah Tahri FRA 8:25.59

The heats were amazing, as the previous fastest ever preliminary time (8:15.63 by William van Dijk at the 1988 Olympics) was bettered by nine men, and four ran faster than the eventual winning time in the final. Two went sub-8:20 but were eliminated. The Kenyans, with Boit Kipketer included as a defending champion, had hopes of filling the first FOUR places but had to settle for 1-2-5-7 in a dramatic race which

saw the previously all-conquering Barmasai fall away to fifth. The Kenyans said afterwards that they had (as usual) worked as a team until the final lap.

After a hesitant beginning the race got faster: an opening 2:48.08 kilometre (Ionescu) was followed by one of 2:45.46 (Barmasai 5:33.54) and the last in 2:38.22. The fireworks came on the last lap with Christopher Kosgei moving from fifth to first approaching the 200m mark. Boit Kipketer, whose form had been patchy most of the season, chased after him and overtook him at the water jump, but Kosgei came again to win his first major title. Ezzine and Kallabis fought it out for the bronze, the young Moroccan prevailing.

First round (First 2 & 6 fastest to final) (Aug 21)

Heat 1: 1, Kosgei 8:10.34; 2, Ezzine 8:10.45; 3, Kallabis 8:10.56; 4, Weidlinger 8:10.83; 5, Tahri 8:12.96; 6, Ionescu 8:13.26; 7, Robert Gary USA 8:25.15; 8, Christian Belz SUI 8:29.19; 9, Marco Antonio Cepeda ESP 8:29.75; 10, João Junqueira POR 8:32.12; 11, Rafał Wojcik POL 8:34.45; 12, Stathis Stasi CYP 8:40.74; 13, Ali Jassim UAE 8:51.73; 14, Elangovan Ganesan SGP 9:47.09

Heat 2: 1, Barmasai 8:16.50; 2, Boit Kipketer 8:16.62; 3, Luis Martin ESP 8:17.75; 4, Laid Bessou ALG 8:20.17; 5, Jim Svenoy NOR 8:23.05; 6, Mustapha Mellouk MAR 8:30.48; 7, Maru Daba ETH 8:31.09; 8, Christian Knoblich GER 8:33.03; 9, Vincent Le Dauphin FRA 8:44.60; 10, Francis O'Neill USA 8:49.81; 11, Geovanny Morejon BOL 9:01.30; 12, Akesso Tchaka TOG 9:44.41; Simon Vroemen NED DNF

Heat 3: 1, Khattabi 8:14.22; 2, Kosgei 8:15.04; 3, Maffei 8:15.19; 4, Martín 8:16.56; 5, Abdulla Khamis QAT 8:18.58; 6, Michael Buchleitner AUT 8:20.04; 7, André Green GER 8:21.87; 8, Gaël Pencreach FRA 8:21.89; 9, Néstor Nieves VEN 8:28.59; 10, Yeórgos Yiánnélis GRE 8:30.55; 11, Pascal Dobert USA 8:33.42; 12, Joël Bourgeois CAN 8:37.94; 13, Matteo Zafferani SMR 9:32.08

Edmonton 2001

Final (Aug 8)

1,	Reuben Kosgei	KEN	8:15.16
2,	Ali Ezzine	MAR	8:16.21
3,	Bernard Barmasai	KEN	8:16.59
4,	Luis Miguel Martín	ESP	8:18.87
5,	Bouabdallah Tahri	FRA	8:19.56
6,	Antonio Jiménez	ESP	8:19.82
7,	Khamis Safeildin	QAT	8:20.01
8,	Raymond Yator	KEN	8:20.87

9, Ralf Assmus GER 8:21.73; 10, Brahim Boulami MAR 8:21.95; 11, Tim Broe USA 8:23.07; 12, Eliseo Martín ESP 8:27.78; 13, Christian Belz SUI 8:31.43; 14, Joël Bourgeois CAN 8:36.38; 15, Gaël Pencreach FRA 8:41.51

In windy conditions the early pace was slow (2:48.72 at 1000m) before Barmasai took up the running with three laps remaining. Six men were in contention at the bell with the three Kenyans in front. Olympic Champion Kosgei proved to be the strongest of the trio, for Yator fell at the water jump while Barmasai was caught by Morocco's Ali Ezzine on the run-in. "There will be more [from Kenya] who will do what I did today," concluded Kosgei.

First round (First 6 & 3 fastest to final) (Aug 6)

Heat 1: 1, Kosgei 8:21.96; 2, Boulami 8:21.98; 3, Martín 8:25.09; 4, Martín 8:26.18; 5, Ezzine 8:26.86; 6, Bourgeois 8:26.92; 7, Broe 8:27.26; 8, Pencreach 8:28.54; 9, Frédéric Denis FRA 8:41.66; 10, Yoshitaka Iwamizu JPN 8:45.25; 11, Tom Chorny USA 8:51.74; Simon Vroemen NED DNF

Heat 2: 1, Jiménez 8:25.37; 2, Yator 8:25.45; 3, Barmasai 8:25.65; 4, Safeildin 8:25.83; 5, Assmus 8:29.52; 6, Tahri 8:29.71; 7, Belz 8:31.57; 8, Elarbi Khattabi MAR 8:32.70; 9, Laid Bessou ALG 8:33.40; 10, Jim Svenoy NOR 8:35.71; 11, Anthony Famiglietti USA 8:44.54; 12, Salvador Miranda MEX 8:49.47; 13, Madan Raj Giri NEP 9:34.97

Paris 2003

Final (Aug 26)

1,	Saif Saaeed Shaheen	QAT	8:04.39
2,	Ezekiel Kemboi	KEN	8:05.11
3,	Eliseo Martín	ESP	8:09.09
4,	Bouabdallah Tahri	FRA	8:10.65
5,	Abraham Cherono	KEN	8:13.37
6,	Luis Miguel Martín	ESP	8:13.52
7,	Simon Vroemen	NED	8:13.71
8,	José Luis Blanco	ESP	8:17.16

9, Jukka Keskiälo FIN 8:17.72; 10, Ali Ezzine MAR 8:19.15; 11, Yoshitaka Iwamizu JPN 8:19.29; 12, Khamis Abdulla Saifeldin QAT 8:28.37; 13, Abdelkader Hachlaf MAR 8:35.17; Reuben Kosgei KEN DNF; Lulseged Wale ETH DNS

This event was given a fascinating twist when it was confirmed in early August that Kenya's Commonwealth Games Champion and 7:58.10 performer Stephen Cherono had become a Qatari citizen, largely to avoid the restrictions of the Kenyan selection system. He would be known as Saif Saaeed Shaheen. This meant that there would be five Kenyans in the field for Paris: Shaheen, defending champion Reuben Kosgei and the first three in the Kenyan trials: Ezekiel Kemboi, Abraham Cherono (Shaheen's younger brother) and Mike Kipyego.

Unfortunately, Kipyego fell in the heats and Kosgei failed to finish in the final, which developed into a duel between Shaheen and Kemboi. On August 15 in Zürich, the Qatari had beaten the Kenyan by one hundredth. The Paris race was dramatic and absorbing. First, Saifeldin and Shaheen sped away to a sub-60 second first lap. Shaheen maintained the quick tempo to reach 1000m in 2:36.24, more than three seconds inside actual world record pace. He soon had a lead of around 30m.

Shaheen then slowed to 2:43.34 for the second kilometre and suddenly Kemboi closed in. The two Africans then slowed further, such that the two Spanish Martins and – to the excitement of the crowd – Tahri had also caught up by the bell. The race then turned into a thrilling all-out sprint between the two principals. First Kemboi led down the backstraight, then Shaheen took over. They cleared the last barrier together and Kemboi moved ahead before Shaheen came again with one last sprint. The other Kenyan Cherono finished behind the three Europeans in fifth place. Another brother of his and Shaheen's was the 1999 World Champion Christopher Kosgei.

First round (First 4 & 3 fastest to final) (Aug 23)

Heat 1: 1, Kemboi 8:18.09; 2, Vroemen 8:18.24; 3, Blanco 8:18.76; 4, Iwamizu 8:18.93; 5, Saifeldin 8:19.64; 6, Ezzine 8:20.10; 7, Wale 8:21.30; 8, Peter Nowill AUS 8:26.22; 9, Mike Kipyego KEN 8:27.45; 10, Daniel Lincoln USA 8:32.47; 11, Vincent le Dauphin FRA 8:36.42; 12, Matt Kerr CAN 8:57.62

Heat 2: 1, Shaheen 8:22.20; 2, Keskiälo 8:22.41; 3, Martín 8:22.54; 4, Cherono 8:22.67; 5, Boštjan Buč SLO 8:22.89; 6, Zouhair Ouardi MAR 8:23.75; 7, Abdelhakim Maazouz ALG 8:24.60; 8, Martin Pröll AUT 8:25.84; 9, Mustafa Mohamed SWE 8:25.99; 10, Lotfi Turki TUN 8:28.95; 11, Angelo Iannelli ITA 8:36.08; 12, Robert Gary USA 8:38.20

Heat 3: 1, Martín 8:19.09; 2, Tahri 8:19.44; 3, Hachlaf 8:19.49; 4, Kosgei 8:20.63; 5, Steve Slattery USA 8:22.32; 6, Teodros Shiferaw ETH 8:23.41; 7, Radosław Poplawski POL 8:24.34; 8, Vadim Slobodenyuk UKR 8:28.64; 9, Filmon Ghirmai GER 8:28.89; 10, Pavel Potapovich RUS 8:38.63; 11, Alexander Motone RSA 9:05.45; Günther Weidlinger AUT DNF

Helsinki 2005

Final (Aug 9)

1,	Saif Saaeed Shaheen	QAT	8:13.31
2,	Ezekiel Kemboi	KEN	8:14.95
3,	Brimin Kipruto	KEN	8:15.30
4,	Brahim Boulami	MAR	8:15.32
5,	Simon Vroemen	NED	8:16.76
6,	Antonio David Jiménez	ESP	8:17.69
7,	Paul Kipsiele Koech	KEN	8:19.14
8,	Bouabdallah Tahri	FRA	8:19.96

9, Musa Amer Obaid QAT 8:20.22; 10, Mustafa Mohamed SWE 8:20.26; 11, Luis Miguel Martín ESP 8:22.13; 12, Günther Weidlinger AUT 8:22.84; 13, Daniel Lincoln USA 8:23.89; 14, José Luis Blanco ESP 8:24.62; 15, Tareq Mubarak Taher BRN 8:37.62

Defending champion Shaheen was the fastest in the heats, edging Kemboi 8:11.79 to 8:11.90 in the first race. The other heats were won by Koech (8:16.42) and Boulami (8:19.54). The final was held in pouring rain, and the runners seemed blunted by the conditions. Blanco led the pack through 1000m in 2:52.13, and the pace improved only slightly in the second kilometre, with Boulami leading the field (5:40.39). Shaheen took over with 600m to go, and covered the penultimate circuit in 61 seconds, with only Kemboi and Boulami in touch at the bell. Shaheen increased the pace in the last lap, finishing with a 57.8 including the interior water-jump. Kipruto just edged the fading Boulami for the bronze medal, leaving three Kenyan-born athletes as the medallists.

Six of the finalists were of Kenyan origin, and Shaheen won his 22nd consecutive steeplechase at 2000m or 3000m (a streak he extended to 28 (26 finals) by the end of 2006).

First round (First 3 & 6 fastest to final) (Aug 7)

Heat 1: 1, Shaheen 8:11.79; 2, Kemboi 8:11.90; 3, Vroemen 8:13.08; 4, Weidlinger 8:15.91; 5, Martín 8:17.47; 6, Mohamed 8:18.18; 7, Gaël Pencréach FRA 8:23.96; 8, Radosław Popławski POL 8:29.85; 9, Ion Luchianov MDA 8:32.09; 10, Steve Slattery USA 8:36.01; 11, Alex Greaux PUR 8:39.91; 12, Boštjan Buč SLO 8:40.81; 13, Pieter Desmet BEL 8:48.05

Heat 2: 1, Koech 8:16.42; 2, Obaid 8:16.53; 3, Jiménez 8:16.72; 4, Tahri 8:18.31; 5, Taher 8:21.68; 6, Anthony Famiglietti USA 8:21.84; 7, Jukka Keskiälö FIN 8:25.14; 8, Teodros Shiferaw ETH 8:27.06; 9, Hamid Ezzine MAR 8:27.07; 10, Yoshitaka Iwamizu JPN 8:28.73; 11, Peter Nowill AUS 8:35.35; 12, Andrey Olshanskiy RUS 8:54.04; Jakub Czaja POL DNF

Heat 3: 1, Boulami 8:19.54; 2, Kipruto 8:19.90; 3, Blanco 8:21.04; 4, Lincoln 8:21.29; 5, Halil Akkaş TUR 8:26.35; 6, Ruben Ramolefi RSA 8:28.12; 7, Krijn van Koolwijk BEL 8:28.92; 8, Vincent le Dauphin FRA 8:30.42; 9, Moustafa Ahmed Shebto QAT 8:33.00; 10, Martin Pröll AUT 8:33.70; 11, Vadim Slobodenyuk UKR 8:35.73; 12, Roman Usov RUS 8:36.30; 13, Andrew Lemoncello GBR 8:40.29; 14, Matt Kerr CAN 8:41.20

Osaka 2007

Final (Aug 28)

1,	Brimin Kipruto	KEN	8:13.82
2,	Ezekiel Kemboi	KEN	8:16.94
3,	Richard Mateelong	KEN	8:17.59
4,	Mustafa Mohamed	SWE	8:19.82
5,	Bouabdellah Tahri	FRA	8:20.27
6,	Halil Akkaş	TUR	8:22.51
7,	Eliseo Martín	ESP	8:22.91
8,	Tareq Mubarak Taher	BRN	8:22.95

9, Abdelkader Hachlaf MAR 8:24.18; 10, Roba Gari ETH 8:25.93; 11, Ali Abubaker Kamal QAT 8:26.90; 12, Nahom Mesfin Tariku ETH 8:28.86; Ali Ahmed Al-Amri KSA DNF; Brahim Taleb MAR DQ (Tr17.3.1); José Luis Blanco ESP DQ (Tr17.3.1)

The heats saw Taher (formerly Denis Keter of Kenya), as the fastest qualifier, while all three of those representing Kenya qualified easily. Three athletes failed to finish the heats, with Weidlinger needing hospital treatment after smacking face first into a hurdle. The final started slowly, with Mohamed leading the field through 1000m in 2:52.63 before speeding up to 2:44.80 in the second third of the race. Mohamed stayed in front until the bell, when he was supplanted by Taher, race favourite Kemboi, and Kipruto. The Kenyans accelerated away and led by 10m at the last water jump, at which point Kipruto, hurdling the barrier, moved away from Kemboi. Behind them Mateelong went past Mohamed and Taher just after the water jump. Kipruto's victory was the seventh win by a Kenyan-born athlete at the World championships, and headed the second clean sweep. The champion in Paris and Helsinki, Saif Saeed Shaheen, was injured throughout 2007 while the world number one Paul Kipsiele Koech (seventh in 2005) was not selected.

First round (First 3 & 6 fastest to final) (Aug 26)

Heat 1: 1, Taher 8:19.99; 2, Hachlaf 8:20.03; 3, Kemboi 8:20.08; 4, Tahri 8:20.09; 5, Kamal 8:21.20; 6, Martín 8:24.49; 7, Rabia Makhlofi ALG 8:33.88; 8, Bjørnar Ustad Kristensen NOR 8:34.84; 9, Ruben Ramolefi RSA 8:39.50; 10, Benjamin Kiplagat UGA 8:40.65; 11, Henrik Skoog SWE 8:51.61; 12, Tom Brooks USA 8:56.20

Heat 2: 1, Mateelong 8:29.49; 2, Tariku 8:29.57; 3, Taleb 8:29.64; 4, Mircea Bogdan ROU 8:30.07; 5, Joshua McAdams USA 8:32.46; 6, Mahiedine Mekhissi-Benabbad FRA 8:33.11; 7, Yoshitaka Iwamizu JPN 8:36.73; 8, Kamal Ali Thamer QAT 8:41.81; 9, Itay Magidi ISR 8:43.00; 10, Antonio David Jiménez ESP 8:50.41; 11, Pieter Desmet BEL 8:55.99; 12, Youcef Abdi AUS 9:51.33

Heat 3: 1, Kipruto 8:21.93; 2, Akkaş 8:22.37; 3, Mohamed 8:22.80; 4, Al-Amri 8:23.61; 5, Gari 8:23.98; 6, Blanco 8:25.00; 7, Filmon Ghirmai GER 8:25.17; 8, Boštjan Buč SLO 8:26.42; 9, Krijn van Koolwijk BEL 8:29.18; 10, Aaron Aguayo USA 8:30.86; 11, Vincent Zouaoui Dandrieaux FRA 8:36.05; 12, Andrew Lemoncello GBR 8:58.93; Hamid Ezzine MAR DNF

4,	Paul Kipsiele Koech	KEN	8:01.26
5,	Yacob Jarso	ETH	8:12.13
6,	Roba Gari	ETH	8:12.40
7,	Brimin Kipruto	KEN	8:12.61
8,	Jukka Keskiälö	FIN	8:14.47

9, Eliseo Martín ESP 8:16.51; 10, Tareq Mubarak Taher BRN 8:17.08; 11, Benjamin Kiplagat UGA 8:17.82; 12, Abubaker Ali Kamal QAT 8:19.72; 13, Ruben Ramolefi RSA 8:32.54; 14, Mustafa Mohamed SWE 8:35.77; Jamel Chatbi MAR DQ (ADR10.8) (DNS)

Rightful finalist: Ion Luchianov MDA

The Kenyans hoped to finish 1-2-3-4, and their chances were helped when Mekhissi, the Olympic silver medallist, failed to finish his heat, and 8:09 man Chatbi withdrew from the final after testing positive for Clenbuterol. The heats were all similarly paced with Kenyan winners – Mateelong, Kipruto, and Kemboi.

The final was led by Ramolefi, who had only been allowed into the championships at the last moment after having been omitted in error from South Africa's entry forms. He took the field through 1000m in 2:41.90, before Koech went ahead and increased the pace slightly with a 2:40.89 kilometre. Kemboi, Tahri and Mateelong were the only runners in touch, with Olympic Champion Kipruto falling back. Kemboi took the lead just before the bell, and pushing hard in the back straight was never headed. Koech, second into the finishing straight, was passed on the inside by Mateelong and then Tahri in the last couple of strides. For Kemboi, victory was particularly sweet after three silver medals. And after eight previous global finals races, Tahri not only won a medal but also broke the European record.

First round (First 4 & 3 fastest to final) (Aug 16)

Heat 1: 1, Mateelong 8:17.99; 2, Taher 8:18.13; 3, Koech 8:18.16; 4, Gari 8:18.22; 5, Ali Kamal 8:18.95; 6, Abdelatif Chemlal MAR 8:25.68; 7, Tomasz Szymkowiak POL 8:27.93; 8, Mario Bazán PER 8:28.67; 9, Piet Desmet BEL 8:31.81; 10, Vincent Zouaoui-Dandrieaux FRA 8:41.85; 11, Per Jacobsen SWE 8:44.80; 12, Ángel Mullera ESP 8:47.40; Kyle Alcorn USA DNF

Heat 2: 1, Kipruto 8:18.07; 2, Tahri 8:18.23; 3, Ramolefi 8:18.24; 4, Kiplagat 8:18.55; 5, Keskiälö 8:22.00; 6, Mohamed 8:22.92; 7, José Luis Blanco ESP 8:24.07; 8, Krijn van Koolwijk BEL 8:24.22; 9, Rob Watson CAN 8:44.73; 10, Youcef Abdi AUS 8:49.88; 11, Legese Lamiso ETH 8:51.63; 12, Joshua McAdams USA 9:02.19; (9), Ildar Minshin RUS DQ (ADR10.8) (8:33.89)

Heat 3: 1, Kemboi 8:19.36; 2, Jarso 8:20.91; 3, Martín 8:24.29; 4, Ion Luchianov MDA 8:27.41; 5, Bjørnar Ustad Kristensen NOR 8:28.49; 6, Steffen Uliczka GER 8:37.83; 7, Simon Ayeko UGA 8:37.86; 8, Yoshitaka Iwamizu JPN 8:39.03; 9, Boštjan Buč SLO 8:40.56; 10, Alberto Paulo POR 8:43.13; 11, Daniel Huling USA 8:46.79; Mahiedine Mekhissi-Benabbad FRA DNF; (2,) Chatbi DQ (ADR10.8) (8:20.26)

Daegu 2011

Final (Sep 1)

1,	Ezekiel Kemboi	KEN	8:14.85
2,	Brimin Kipruto	KEN	8:16.05
3,	Mahiedine Mekhissi-Benabbad	FRA	8:16.09
4,	Bouabdellah Tahri	FRA	8:17.56
5,	Roba Gari	ETH	8:18.37
6,	Jacob Araptany	UGA	8:18.67
7,	Richard Mateelong	KEN	8:19.31
8,	Ion Luchianov	MDA	8:19.69

9, Hamid Ezzine MAR 8:21.97; 10, Benjamin Kiplagat UGA 8:22.21; 11, Nahom Mesfin ETH 8:25.39; 12, Vincent Zouaoui-Dandrieaux FRA 8:30.39; 13, Ruben Ramolefi RSA 8:30.47; 14, Abraham Chirchir KEN 8:33.56; 15, Alberto Paulo POR 8:33.84

Talk of a possible world record attempt by Kipruto, who had missed that record by 0.01 seconds six weeks earlier, was quickly muted when Ramolefi led the field through a cautious first kilometre of 2:47.63. The pace was still slow at 2000m with Araptany leading in 5:33.42. The Ugandan teenager still led at the bell, and continued to hold off Kemboi until 220m from the finish. At that point the Kenyan erupted from the field, and held a 10m margin coming out of the last water jump. Certain in the knowledge that he had retained his title, Kemboi drifted out to lane seven by the time he reached the line, and pumped his fists in celebration. Behind him Kipruto was a solid second and never in danger of losing to Mekhissi, despite the closeness of the times. This was Kemboi's fifth consecutive medal in the World Championships, a clear testimony to his remarkable competitive record.

X

Berlin 2009

Final (Aug 18)

1,	Ezekiel Kemboi	KEN	8:00.43
2,	Richard Mateelong	KEN	8:00.89
3,	Bouabdellah Tahri	FRA	8:01.18

First round (First 4 & 3 fastest to final) (Aug 29)

Heat 1: 1, Araptany 8:18.57; 2, Mekhissi 8:23.71; 3, Mateelong 8:23.76; 4, Luchianov 8:23.88; 5, Víctor García ESP 8:28.97; 6, Amor Ben Yahia TUN 8:30.02; 7, Ali Abubaker Kamal QAT 8:30.37; 8, Andrey Farnosov RUS 8:34.44; 9, Alex Genest CAN 8:36.67; 10, Steffen Uliczka GER 8:37.35; 11, Abdelkader Hachlaf MAR 8:46.14; 12, Bill Nelson USA 8:51.20

Heat 2: 1, Kemboi 8:10.93; 2, Ramolefi 8:11.50; 3, Ezzine 8:11.81; 4, Mesfin 8:12.04; 5, Tahri 8:13.22; 6, Ali Ahmed Al-Amri KSA 8:26.75; 7, Simon Ayeko UGA 8:29.02; 8, Jukka Keskiälä FIN 8:31.52; 9, Dan Huling USA 8:34.70; 10, Tomás Tajadura ESP 8:36.23; 11, Bjørnar Ustad Kristensen NOR 8:39.85; 12, Łukasz Parszczyński POL 8:44.09

Heat 3: 1, Kiplagat 8:19.96; 2, Gari 8:20.28; 3, Kipruto 8:21.89; 4, Paulo 8:22.41; 5, Chirchir 8:23.09; 6, Zouaoui-Dandrieux 8:23.79; 7, Ángel Mullera ESP 8:31.83; 8, Youcef Abdi AUS 8:38.42; 9, Ben Bruce USA 8:39.96; 10, Matthew Hughes CAN 8:58.52; Mario Bazán PER DNF

Moscow 2013**Final (Aug 15)**

1,	Ezekiel Kemboi	KEN	8:06.01
2,	Conseslus Kipruto	KEN	8:06.37
3,	Mahiedine Mekhissi-Benabbad	FRA	8:07.86
4,	Paul Kipsiele Koech	KEN	8:08.62
5,	Evan Jager	USA	8:08.67
6,	Matt Hughes	CAN	8:11.64
7,	Abel Mutai	KEN	8:17.04
8,	Yoann Kowal	FRA	8:17.41

9, Hamid Ezzine MAR 8:19.53; 10, Ion Luchianov MDA 8:19.99; 11, Ángel Mullera ESP 8:20.93; 12, Jacob Araptany UGA 8:25.86; 13, Alexandre Genest CAN 8:27.01; 14, Benjamin Kiplagat UGA 8:31.09; Noureddine Smaïl FRA DNF

Kipruto posed a serious threat to defending champion Kemboi, having defeated him three times before Moscow in 2013. In the final, he led the field through 1000m in a moderate 2:45.94. Koech was slower yet in the second third of the race, reaching 2000m in 5:31.95. Kipruto went to the front with 600m to go, then just before the bell Koech moved slightly ahead. The two Kenyans collided at the start of the bend with Kipruto refusing to be overtaken. They were followed by Kemboi, Jager and the fastest heat winner Mekhissi.

Kemboi found himself boxed on the backstraight but spurted clear with 200m to go, moving quickly from fourth to first in the space of 30m. Meanwhile, Kipruto was overtaken by Mekhissi after the last water jump, but recovered to gain slightly on Kemboi despite landing awkwardly after the last hurdle. Mekhissi repeated his Daegu bronze. The defending champion could afford to ease up before crossing the line, yet his final lap was timed by transponder in 60.20, half a second faster than anyone else. His victory celebration included stroking his mohawk haircut, showing off a message on his tee-shirt and performing a dance on his victory lap.

First round (First 3 & 6 fastest to final) (Aug 12)

Heat 1: 1, Mekhissi 8:15.43; 2, Hughes 8:16.93; 3, Mutai 8:19.15; 4, Mullera 8:19.26; 5, Luchianov 8:19.64; 6, Kiplagat 8:21.14; 7, Abdelmadjed Touil ALG 8:25.89; 8, Ilgizar Safiulin RUS 8:28.65; 9, Vadym Slobodenyuk UKR 8:33.60; 10, Tareq Mubarak Taher BRN 8:34.32; 11, Mateusz Demczyk POL 8:34.60; 12, Jaouad Chemlal MAR 8:36.29; 13, Dan Huling USA 8:37.80; Yuri Floriani ITA DQ (Tr17.3.1)

Heat 2: 1, Jager 8:23.76; 2, Kemboi 8:23.84; 3, Smaïl 8:24.05; 4, Araptany 8:24.53; 5, Genest 8:24.56; 6, José Gregorio Peña VEN 8:24.88; 7, Steffen Uliczka GER 8:28.32; 8, Roberto Alaiz ESP 8:33.32; 9, James Wilkinson GBR 8:35.07; 10, Roba Gari ETH 8:45.06; Mohammed Boulama MAR DNF; Abdelhamid Zerriif ALG DQ (Tr17.3.1); Jamel Chatbi MAR DQ (Tr17.3.1)

Heat 3: 1, Kipruto 8:22.31; 2, Koech 8:22.88; 3, Kowal 8:23.74; 4, Ezzine 8:24.35; 5, De'Sean Turner USA 8:28.44; 6, Hichem Bouchicha ALG 8:28.56; 7, Habtamu Jaleta ETH 8:29.08; 8, Chris Winter CAN 8:29.36; 9, Mitko Tsenov BUL 8:32.49; 10, Sebastián Martos ESP 8:32.63; 11, Tarik Langat Akdag TUR 8:34.97; 12, Patrick Nasti ITA 8:36.42; Krystian Zalewski POL DQ (Tr17.3.1)

Beijing 2015**Final (Aug 24)**

1,	Ezekiel Kemboi	KEN	8:11.28
2,	Conseslus Kipruto	KEN	8:12.38
3,	Brimin Kipruto	KEN	8:12.54
4,	Jairus Birech	KEN	8:12.62

5,	Dan Huling	USA	8:14.39
6,	Evan Jager	USA	8:15.47
7,	Brahim Taleb	MAR	8:17.73
8,	Matt Hughes	CAN	8:18.63

9, Krystian Zalewski POL 8:21.22; 10, Donn Cabral USA 8:24.94; 11, Hamid Ezzine MAR 8:25.72; 12, Hailemariam Amare ETH 8:26.19; 13, Bilal Tabti ALG 8:29.04; 14, Hichem Bouchicha ALG 8:33.79; 15, Tolosa Nurgı ETH 8:44.81

As usual, the Kenyans were favoured to win, but Jager had impressed mightily a month earlier when running 8:00.45 in Paris, despite falling at the final barrier. The Kenyans had four entries in Beijing because Kemboi was granted a wild card as defending champion.

The early pace in the final was set by Kipruto. Jager stayed with the Kenyans until Kemboi made a sprinter's break for home with 250m remaining. Conseslus Kipruto followed with his own sprint, but the American had no answer. Kemboi's win was sealed with his seamless clearance of the final barrier, while C. Kipruto stuttered. Another Kipruto (Brimin) took the bronze, with Birech completing a Kenyan sweep of the first four. Then it was Huling who emerged as the best American rather than Jager. Kemboi's unique medal collection from seven successive World Championships: three silvers, then four golds.

First round (First 3 & 6 fastest to final) (Aug 22)

Heat 1: 1, Kipruto 8:41.41; 2, Jager 8:41.51; 3, Hughes 8:41.52; 4, Yoann Kowal FRA 8:41.65; 5, Amor Benyahia TUN 8:43.11; 6, Tafese Soboka ETH 8:47.73; 7, Hicham Sigueni MAR 8:49.73; 8, Sebastián Martos ESP 8:50.20; 9, Nikolay Chavkin RUS 8:51.22; 10, Abdelhamid Zerriif ALG 8:51.89; 11, Benjamin Kiplagat UGA 8:54.46; 12, James Nipperess AUS 8:56.01; 13, Mitko Tsenov BUL 9:02.72

Heat 2: 1, Birech 8:25.77; 2, Tabti 8:26.99; 3, Cabral 8:27.33; 4, Nurgı 8:27.65; 5, Ezzine 8:29.26; 6, Dikotsi Lekopa RSA 8:37.43; 7, Fernando Carro ESP 8:38.05; 8, John Koech BRN 8:38.62; 9, Ilgizar Safiulin RUS 8:39.58; 10, Alexandre Genest CAN 8:52.49; 11, Kaur Kivistik EST 8:56.36; 12, Gerard Giraldo COL 9:16.47; 13, Sapolai Yao PNG 9:51.09

Heat 3: 1, Kemboi 8:24.75; 2, Taleb 8:24.84; 3, Kipruto 8:24.95; 4, Zalewski 8:25.10; 5, Huling 8:25.34; 6, Amare 8:25.36; 7, Bouchicha 8:30.07; 8, Taylor Milne CAN 8:43.47; 9, Jamel Chatbi ITA 8:47.30; 10, Halil Akkaş TUR 8:54.04; 11, Tumisang Monnatlala RSA 8:55.25; 12, Hashim Salah Abbas QAT 9:17.35; Roberto Alaiz ESP DNF

London 2017**Final (Aug 8)**

1,	Conseslus Kipruto	KEN	8:14.12
2,	Soufiane El Bakkali	MAR	8:14.49
3,	Evan Jager	USA	8:15.53
4,	Mahiedine Mekhissi-Benabbad	FRA	8:15.80
5,	Stanley Kebenei	USA	8:21.09
6,	Matt Hughes	CAN	8:21.84
7,	Tesfaye Deriba	ETH	8:22.12
8,	Tafese Soboka	ETH	8:23.02

9, Getnet Wale ETH 8:25.28; 10, Albert Chemutai UGA 8:25.94; 11, Ezekiel Kemboi KEN 8:29.38; 12, Jairus Birech KEN 8:32.90; 13, Yoann Kowal FRA 8:34.53; 14, Jacob Araptany UGA 8:49.18; Bilal Tabtim ALG DQ (Tr17.3.2)

The final began slowly with a first kilometre in 2:51.81, then Jager speeded things up from the fourth lap, passing 2000m in 5:35.46. Only Kipruto, El Bakkali and four time champion Kemboi stayed in contact. Kemboi was dropped in the next lap covered by Jager in 63 seconds, and the American led at the bell in 7:11.50. Kipruto moved ahead with 250m to go and led El Bakkali by 2m at the final barrier. The Kenyan went on to win by 3m. Jager held off Mekhissi for the bronze. The Frenchman made up almost 30m in the last 450m.

The biomechanics team working in London noted that Kipruto was the only one of the leading male contenders who hurdled the water jump barrier, saving himself considerable time on each circuit. They reported that even though he landed in the deepest water, he did not spend much more time in it as some of his rivals who had needed to step on the barrier. They timed his final water jump clearance at 0.53, compared with 0.70 by El Bakkali and 0.79 Jager. They further reported that fourth-placed Mekhissi-Benabbad had the longest water jump landing distance of 3.33m, which "meant he almost cleared the water entirely; this was particularly impressive as he lost the least amount of speed during the clearance phase, and left the water with a faster pace than any other analysed athlete".

First round (First 3 & 6 fastest to final) (Aug 6)

Heat 1: 1, El Bakkali 8:22.60; 2, Mekhissi-Benabbad 8:22.83; 3, Wale 8:23.00; 4, Tabti 8:23.28; 5, Birech 8:23.84; 6, Araptany 8:25.86; 7, Ala Zoghalmi ITA 8:26.18; 8, Ole Hesselbjerg DEN 8:27.86; 9, Krystian Zalewski POL 8:28.41; 10, Zak Seddon GBR 8:32.84; 11, Hossein Keyhani IRI 8:33.76; 12, José Gregorio Peña VEN 8:37.15; 13, Sebastián Martos ESP 8:51.57; 14, Tarik Langat Akdag TUR 8:53.42; Emil Blomberg SWE DNF

Heat 2: 1, Jager 8:20.36; 2, Soboka 8:20.48; 3, Kowal 8:20.60; 4, Kemboi 8:20.61; 5, Chemutai 8:23.18; 6, Hichem Bouchicha ALG 8:30.01; 7, Mohamed Ismail Ibrahim DJI 8:33.77; 8, Abdoullah Bamoussa ITA 8:34.86; 9, Yemane Hailesilassie ERI 8:35.73; 10, Fernando Carro ESP 8:38.42; 11, Hicham Sigueni MAR 8:44.74; 12, Mitko Tsenov BUL 8:45.21; 13, Hironori Tsuetaki JPN 8:45.81; 14, Abderraouf Bouabaker TUN 8:46.25; 15, Ieuan Thomas GBR 8:52.96

Heat 3: 1, Kipruto 8:23.80; 2, Kebenei 8:24.19; 3, Hughes 8:24.79; 4, Deriba 8:25.33; 5, Hillary Bor USA 8:27.53; 6, Altobelli da Silva BRA 8:31.82; 7, Brimin Kipruto KEN 8:33.33; 8, Jakob Ingebrigtsen NOR 8:34.88; 9, Napoleon Solomon SWE 8:35.95; 10, Yohanes Chiappinelli ITA 8:36.48; 11, Jonathan Romeo ESP 8:38.05; 12, Mohammed Tindoufti MAR 8:40.99; 13, Boniface Abel Sikowo UGA 8:43.86; 14, Stewart McSweyn AUS 8:47.53; 15, Rob Mullett GBR 8:47.99

Doha 2019**Final (Oct 4)**

1,	Conseslus Kipruto	KEN	8:01.35
2,	Lemecha Girma	ETH	8:01.36
3,	Soufiane El Bakkali	MAR	8:03.76
4,	Getnet Wale	ETH	8:05.21
5,	Djilali Bedrani	FRA	8:05.23
6,	Benjamin Kigen	KEN	8:06.95
7,	Abraham Kibiwot	KEN	8:08.52
8,	Hillary Bor	USA	8:09.33

9, Leonard Bett KEN 8:10.64; 10, Stanley Kebenei USA 8:11.15; 11, Fernando Carro ESP 8:12.31; 12, Andy Bayer USA 8:12.47; 13, Avinash Sable IND 8:21.37; 14, Matt Hughes CAN 8:24.78; 15, Zak Seddon GBR 8:40.23; Chala Beyo ETH DNF

Defending champion Kipruto had been hampered with a foot injury which left him having to aqua-jog for five hours a day up to the middle of June. He was able to run as fast as 8:13.75 within weeks, but failed to finish at the Kenyan World Championship Trials and probably would not have been in Doha had it not been for his wildcard entry as defending champion.

The final was first led by Beyo, then teenagers Wale (1000m in 2:39.55) and Girma (2000m: 5:22.95) The stadium atmosphere was at a peak due to the concurrent men's high jump final with its great Qatari interest. At the bell (7:02.65) it was Wale from El Bakkali, Kipruto and Girma. The Moroccan was the first to try, leading on the final back-straight. Girma strode ahead as Wale cracked. The three leaders water-jumped cleanly, then Girma (18) changed gears in his bid to win. Kipruto was two metres back at the last jump, then spent all of the run-in closing that gap. The two crossed the line together. After about 20 seconds, it was confirmed that the Kenyan had retained his title by a margin of one hundredth.

In 13th place Sable broke the Indian record. He'd already lowered it in heat three despite having been twice obstructed by incidents beyond his control. The Indian had not qualified by place or time, but in the circumstances was advanced to the final by the referee.

First round (First 3 & 6 fastest to final) (Oct 1)

Heat 1: 1, Wale 8:12.96; 2, Bedrani 8:13.02; 3, Bett 8:13.07; 4, Hughes 8:13.12; 5, Carro 8:13.56; 6, Kebenei 8:19.02; 7, Seddon 8:22.51; 8, Yohanes Chiappinelli ITA 8:24.73; 9, Amor Benyahia TUN 8:26.12; 10, Martin Grau GER 8:26.79; 11, Tom Erling Kårbø NOR 8:27.01; 12, Boniface Abel Sikowo UGA 8:27.96; 13, Abdelkarim Ben Zahra MAR 8:36.67; 14, Kaur Kivistik EST 8:39.26; Fouad Idbafdil ART DNF

Heat 2: 1, Girma 8:16.64; 2, Bakkali 8:17.96; 3, Kibiwot 8:18.46; 4, Bayer 8:18.66; 5, Albert Chemutai UGA 8:23.08; 6, Altobelli da Silva BRA 8:25.34; 7, Yemane Hailesilassie ERI 8:26.58; 8, Osama Zoghalmi ITA 8:28.57; 9, Daniel Arce ESP 8:31.69; 10, Karl Bebenford GER 8:32.58; 11, John Gay CAN 8:33.74; 12, Bilal Tabti ALG 8:35.15; 13, Rantso Mokopane RSA 8:42.22; 14, Ben Buckingham AUS 8:42.86; 15, Krystian Zalewski POL 8:51.79

Heat 3: 1, Kipruto 8:19.20; 2, Kigen 8:19.44; 3, Bor 8:20.67; 4, Beyo 8:21.09; 5, Ibrahim Ezzaydouny ESP 8:23.99; 6, Benjamin Kiplagat UGA 8:24.44; 7, Sable 8:25.23; 8, Topi Raitanen FIN 8:32.44; 9, Ryan Smeeton CAN 8:32.53; 10, Carlos Andrés San Martín COL 8:35.10; 11, Salim Mohammed Salim EGY 8:35.18; 12, Yoann Kowal FRA 8:37.90; 13, Takele Nigate ETH 8:38.34; 14, Yaser Salem Bagharab QAT 8:39.65; 15, Otmame Nait-Hammou ART 9:30.17; Mohammed Tindoufti MAR DNF. *Sable advanced to the final by the referee*

3000 METRES STEEPLECHASE**Multiple Medallists:**

7	Ezekiel Kemboi	KEN	03-2, 05-2, 07-2, 09-1, 11-1, 13-1, 15-1
4	Moses Kiptanui	KEN	91-1, 93-1, 95-1, 97-2
	Brimin Kipruto	KEN	05-3, 07-1, 11-2, 15-3
	Conseslus Kipruto	KEN	13-2, 15-2, 17-1, 19-1
2	Patrick Sang	KEN	91-2, 93-2
	Christopher Koskei	KEN	95-2, 99-1
	Bernard Barmasai	KEN	97-3, 01-3
	Wilson Boit Kipketer	KEN	97-1, 99-2
	Ali Ezzine	MAR	99-3, 01-2
	Saif Saaeed Shaheen	QAT	03-1, 05-1
	Richard Mateelong	KEN	07-3, 09-2
	Mahiedine Mekhissi-Benabbad	FRA	11-3, 13-3
	Soufiane El-Bakkali	MAR	17-2, 19-3

Most Finals/Appeareances:

8	Kemboi	03-2, 05-2, 07-2, 09-1, 11-1, 13-1, 15-1, 17-11
---	--------	---

National Placings:

	1	2	3	4	5	6	7	8	Points
KEN	13	12	5	5	2	1	8	2	272
FRA	-	-	3	4	3	-	-	2	52
MAR	-	2	2	1	1	1	2	-	42
USA	-	-	1	1	5	3	-	2	42
GER	1	1	-	2	-	1	-	1	29
ETH	-	1	-	1	2	1	1	1	26
ESP	-	-	1	1	-	4	1	1	26
ITA	1	-	1	-	1	-	1	3	23
QAT	2	-	-	-	-	-	1	-	18
GBR	-	-	1	-	1	1	-	-	13
KSA	-	-	1	1	-	-	-	-	11
CAN	-	-	-	-	1	2	-	1	11
POL	-	1	-	-	-	-	-	-	7
ALG	-	-	1	-	-	-	-	-	6
BEL	-	-	1	-	-	-	-	-	6
NED	-	-	-	-	1	-	1	-	6
SWE	-	-	-	1	-	-	-	-	5
ROU	-	-	-	-	-	1	-	1	4
BRN	-	-	-	-	-	1	-	-	3
UGA	-	-	-	-	-	1	-	-	3
NOR	-	-	-	-	-	-	1	-	2
RUS	-	-	-	-	-	-	1	-	2
FIN	-	-	-	-	-	-	-	1	1
MDA	-	-	-	-	-	-	-	1	1
TUR	-	-	-	-	-	-	-	1	1
Totals	17	17	17	17	17	17	17	17	612

110 Metres Hurdles**Helsinki 1983****Final (Aug 12) (1.3)**

			<u>Reactions</u>	
1,	Greg Foster	USA	13.42	0.191
2,	Arto Bryggare	FIN	13.46	0.159
3,	Willie Gault	USA	13.48	0.161
4,	Mark McKoy	CAN	13.56	0.202
5,	Thomas Munkelt	GDR	13.66	0.132
6,	György Bakos	HUN	13.68	0.149
7,	Ventsislav Radev	BUL	13.73	0.167
8,	Sam Turner	USA	13.82	0.155

A capacity crowd turned up in the hope of seeing Finland's first medal winner. Arto Bryggare had already impressed with a national record in round one, but the favourite for the gold was US Champion Greg Foster, who won his semi in 13.22. The tall Finn got to the first hurdle first in the final and led for four flights. Foster then took control, but was lucky to stay on his feet after hitting the ninth hurdle square on the crossbar. He also went right through the tenth hurdle. It almost cost him the race. "I've never hit a hurdle like that," said Foster. "I've never been that off-balance. I wanted to stop, but something kept me going."

Despite beating their favourite, Foster endeared himself to the crowd by waving a Finnish flag at his medal ceremony.

First round (First 4 & 3 fastest to semi-finals) (Aug 11)

Heat 1: (1.1) 1, McKoy 13.53; 2, Munkelt 13.61; 3, Radev 13.78; 4, Holtom 13.85; 5, Bodo 13.91; 6, Castillo 13.93; 7, Tim Soper NZL 14.28

Heat 2: (1.9) 1, Bryggare 13.44; 2, Gault 13.66; 3, Casañas 13.70; 4, Liviu Giurgian

ROU 13.98; 5, Stéphane Caristan FRA 14.10; 6, Július Ivan TCH 14.28; 7, Gary Bullard BAH 14.31

Heat 3: (1.9) 1, Foster 13.41; 2, Bakos 13.61; 3, Moracho 13.62; 4, Oschkenat 13.80; 5, Ion Oltean ROU 13.97; 6, Yu Zhicheng CHN 14.43; 7, San Chay Kim CAM 16.26

Heat 4: (2.1) 1, Turner 13.62w; 2, Wright 13.70; 3, Prokofyev 13.90; 4, Daniele Fontecchio ITA 14.05; 5, Wu Ching-Jing TPE 14.24; 6, Axel Schaumann FRG 14.40; 7, Jean-Daniel Ololo GAB 14.93

Semi-finals (First 4 to final) (Aug 12)

Heat 1: (0.9) 1, Foster 13.22; 2, Gault 13.48; 3, Munkelt 13.62; 4, Bakos 13.66; 5, Andrey Prokofyev URS 13.76; 6, Mark Holtom GBR 13.79; 7, Modesto Castillo DOM 14.23; Alejandro Casañas CUB DNS

Heat 2: (-0.7) 1, Bryggare 13.50; 2, Turner 13.65; 3, McKoy 13.73; 4, Radev 13.82; 5, Javier Moracho ESP 13.92; 6, Andreas Oschkenat GDR 13.93; 7, Don Wright AUS 14.28; Béla Bodo HUN DNS

Rome 1987

Final (Sep 3) (0.5)

1,	Greg Foster	USA	13.21
2,	Jon Ridgeon	GBR	13.29
3,	Colin Jackson	GBR	13.38
4,	Jack Pierce	USA	13.41
5,	Igor Kazanov	URS	13.48
6,	Carlos Sala	ESP	13.55
7,	Mark McKoy	CAN	13.71
	Arto Bryggare	FIN	DNS

Defending champion Foster confirmed his status as favourite by winning the first heat in a championship record of 13.20. Bryggare unfortunately injured himself warming up for the final, leaving double Commonwealth Champion McKoy as Foster's biggest threat. In the final the Canadian got a great start, but hit the first three hurdles badly and was out of contention. Foster's nearest challengers were a pair of 20 year-old Britons, Ridgeon and Jackson. Ridgeon actually gained slightly on the American in the second half of the race, but said he dislocated a toe in his right foot in the process.

First round (First 2 & 6 fastest to semi-finals) (Sep 1)

Heat 1: (1.4) 1, Foster 13.20; 2, Jackson 13.37; 3, Sala 13.48; 4, Hudec 13.48; 5, Schwarhoff 13.72; 6, Fabien Niederhäuser SUI 14.04; 7, Erik Jensen DEN 14.06; 8, Mauricio Carranza ESA 15.67

Heat 2: (0.4) 1, McKoy 13.50; 2, Bryggare 13.62; 3, Platek 13.63; 4, Lyndon Johnson BRA 13.91; 5, Andrew Parker JAM 13.94; 6, Yu Zhicheng CHN 13.97; 7, Antonio Lanau ESP 14.25; 8, Wu Ching-Jing TPE 14.45

Heat 3: (0.2) 1, Ridgeon 13.46; 2, Markin 13.56; 3, Höffer 13.70; 4, Mikael Ylöstalo FIN 13.90; 5, Ulf Söderman SWE 14.01; 6, Luigi Bertocchi ITA 14.02; 7, Judex Lefou MRI 14.35; Javier Moracho ESP DNS

Heat 4: (0.4) 1, Pierce 13.61; 2, Walker 13.62; 3, Kazanov 13.80; 4, TJ Kearns IRL 14.02; 5, Derek Knowles BAH 14.39; 6, João Lima POR 14.41; Stephen Kerho CAN DNS; Jean-Marc Muster SUI DNF

Heat 5: (0.9) 1, Caristan 13.44; 2, Bakos 13.76; 3, Cletus Clark USA 13.81; 4, Michael Radzay FRG 13.82; 5, Gianni Tozzi ITA 13.87; 6, Sergey Usov URS 13.90; Alain Cuypers BEL DNF

Semi-finals (First 4 to final) (Sep 1)

Heat 1: (-0.5) 1, Ridgeon 13.34; 2, Foster 13.41; 3, Sala 13.60; 4, Bryggare 13.62; 5, Aleksandr Markin URS 13.63; 6, Krzysztof Platek POL 13.68; 7, Ales Höffer TCH 13.78; 8, Florian Schwarhoff FRG 13.98

Heat 2: (-1.3) 1, McKoy 13.42; 2, Pierce 13.45; 3, Kazanov 13.58; 4, Jackson 13.58; 5, Stéphane Caristan FRA 13.62; 6, Nigel Walker GBR 13.68; 7, György Bakos HUN 13.90; 8, Jiří Hudec TCH 14.06

Tokyo 1991

Final (Aug 29) (0.7)

1,	Greg Foster	USA	13.06	0.148
2,	Jack Pierce	USA	13.06	0.114
3,	Tony Jarrett	GBR	13.25	0.160
4,	Mark McKoy	CAN	13.30	0.128
5,	Dan Philibert	FRA	13.33	0.134
6,	Vladimir Shishkin	URS	13.39	0.161
7,	Florian Schwarhoff	GER	13.41	0.154
8,	Li Tong	CHN	13.46	0.161

Foster became the first athlete to win three consecutive world titles, but he cut it very fine. Foster started well and held a narrow lead during the

second half of the race, but a tremendous run-in by Pierce – fourth in Rome – brought him level with his older team-mate. The two men embraced after the finish, not knowing which one had taken gold even after watching the slow-motion replay on the scoreboard. Foster was eventually named as the winner. Jarrett's bronze was some consolation for Britain, who lost Rome bronze medallist Jackson through injury after the first round.

"As far as I'm concerned, we finished in a dead heat and we're both gold medallists." said the winner. "I would have been just as happy with second."

First round (First 3 and 1 fastest to second round) (Aug 27)

Heat 1: (0.9) 1, Kearns 13.71; 2, Hudec 13.72; 3, Giurgian 13.84; 4, Sébastien Thibault FRA 13.92; 5, Nguyen Van Loi VIE 14.74; Tomasz Nagórka POL & Ruhan İşim TUR DNF; Renaldo Nehemiah USA DNS

Heat 2: (2.2) 1, Foster 13.32w; 2, Philibert 13.34; =3, Kazanov & Kovác 13.70; 5, Joílto Bonfim BRA 13.72; 6, Mike Fenner GER 13.78; 7, Antti Haapakoski FIN 13.88

Heat 3: (2.7) 1, Li 13.34w; 2, Jarrett 13.40; 3, Sánchez 13.58; 4, Dietmar Koszewski GER 13.67; 5, Mircea Oaida ROU 13.68; 6, Gennady Dakshevich URS 13.69; 7, Georgi Georgiev BUL 14.19; 8, Judex Lefou MRI 14.26

Heat 4: (1.8) 1, Pierce 13.23; 2, McKoy 13.39; 3, Nelson 13.42; 4, Piotr Wojcik POL 13.47; 5, Herwig Röttl AUT 13.66; 6, John Caliguri AUS 13.77; 7, Zeiad Al Kheder KUW 14.48; Rashid-Shabani Al-Abdulla QAT DNF. *Wojcik could not advance to the semi-finals because of the tie for third place in heat 2*

Heat 5: (1.5) 1, Jackson 13.25; 2, Schwarhoff 13.39; 3, Shishkin 13.51; 4, Toshihiko Iwasaki JPN 13.58; 5, Kai Kyllönen FIN 13.60; 6, Carlos Sala ESP 13.73; 7, Elvis Cedeño VEN 13.85

Semi-finals (First 4 to final) (Aug 27)

Heat 1: (-1.1) 1, Pierce 13.36; 2, Schwarhoff 13.41; 3, Li 13.50; 4, Shishkin 13.52; 5, Alexis Sánchez CUB 13.81; 6, Igor Kovác TCH 13.89; 7, TJ Kearns IRL 14.02; Colin Jackson GBR DNS

Heat 2: (0.2) 1, Jarrett 13.23; 2, Foster 13.23; 3, McKoy 13.28; 4, Philibert 13.38; 5, Igor Kazanov URS 13.65; 6, David Nelson GBR 13.67; 7, Liviu Giurgian ROU 13.82; 8, Jiří Hudec TCH 13.95

Stuttgart 1993

Final (Aug 20) (0.5)

1,	Colin Jackson	GBR	12.91 ^{wR}	0.122
2,	Tony Jarrett	GBR	13.00	0.159
3,	Jack Pierce	USA	13.06	0.170
4,	Emilio Valle	CUB	13.20	0.171
5,	Florian Schwarhoff	GER	13.27	0.128
6,	Igor Kazanov	LAT	13.38	0.166
7,	Dietmar Koszewski	GER	13.60	0.153
8,	Tony Dees	USA	14.13	0.160

Three-time champion Foster did not make the US team, yet the event was of the highest quality. This was evident from the semi-finals, where Mark Crear clocked 13.38 but was eliminated. Jackson, third in Rome and injured in Tokyo, was unbeaten thus far in 1993 and was the favourite. However, the Tokyo silver and bronze medallists Pierce and Jarrett were each impressive semi-final winners.

The Welshman ran a virtually perfect race in the final. Away quickest, he was pressured only by Dees, one lane to his right. The American was heading for a possible silver medal before faltering at the fifth hurdle and fading to last place.

Jackson brushed the tenth barrier before crossing the line 0.01 inside the four year-old world record of Roger Kingdom. The place times were phenomenal. Jarrett improved his best by 0.13 to take the silver. Pierce, who again displayed a strong finish, matched his silver-medal winning time of Tokyo.

"I wanted to be precise, accurate and fast," said Jackson, who touched just two of the hurdles.

First round (First 3 & 6 fastest to semi-finals) (Aug 19)

Heat 1: (-0.7) 1, Jackson 13.23; 2, Koszewski 13.52; 3, Wojcik 13.72; 4, Grossard 13.79; 5, Fausto Frigerio ITA 13.97; 6, Pedro Chiamulera BRA 14.11; 7, Mustapha Sdad MAR 14.38

Heat 2: (-0.4) 1, Pierce 13.21; 2, Philibert 13.53; 3, Kaiser 13.54; 4, Cahill 13.70; 5, Yevgeniy Pechonkin RUS 13.85; 6, Pekka Vesterinen FIN 13.89; 7, Wagner Marseille HAI 14.03; Alex Foster CRC DNS

Heat 3: (0.4) 1, Jarrett 13.32; 2, Vander-Kuyp 13.57; 3, Kazanov 13.61; 4, Vincent Clarico FRA 13.91; 5, Joílto Bonfim BRA 14.00; 6, Henry Andrade CPV 14.64; 7, Robert Kosev MKD 14.78; 8, Robin Korving NED 14.88

Heat 4: (0.4) 1, Valle 13.32; 2, Crear 13.47; 3, Tulloch 13.59; 4, Kyllonen 13.76; 5, Vladimir Shishkin RUS 13.89; 6, Miguel Soto PUR 13.92; 7, Yusuke Tsuge JPN 14.11; Laurent Ottoz ITA DNS

Heat 5: (-0.2) 1, Dees 13.53; 2, Schwarthoff 13.60; 3, Kearns 13.77; 4, Belokon 13.83; 5, Kobus Schoeman RSA 13.83; 6, Mathieu Jouys FRA 13.93; 7, Jiří Hudec CZE 14.18; 8, Avele Tanielu SAM 19.31

Heat 6: (-0.6) 1, Boroi 13.61; 2, Li 13.64; 3, Kroeker 13.71; 4, Kováč 13.71; 5, Haapakoski 13.76; 6, Sergey Usov BLR 13.90; 7, Mohammed Abdel Aal EGY 14.38; 8, Noureddine Tadjine ALG 14.50

Semi-finals (First 2 & 2 fastest to final) (Aug 19)

Heat 1: (0.0) 1, Jackson 13.13; 2, Kazanov 13.26; 3, Schwarthoff 13.31; 4, Mark Crear USA 13.38; 5, Dan Philibert FRA 13.42; 6, Piotr Wojcik POL 13.67; 7, Sean Cahill IRL 13.84; 8, Vladimir Belokon UKR 14.01

Heat 2: (-0.1) 1, Pierce 13.11; 2, Koszewski 13.48; 3, George Boroi ROU 13.54; 4, Li Tong CHN 13.59; 5, T.J. Kearns IRL 13.68; 6, Andrew Tulloch GBR 13.79; 7, Antti Haapakoski FIN 13.88; 8, Igor Kováč SVK 14.02

Heat 3: (-0.3) 1, Jarrett 13.14; 2, Dees 13.19; 3, Valle 13.19; 4, Kyle Vander-Kuyp AUS 13.48; 5, Hubert Grossard BEL 13.61; 6, Eric Kaiser GER 13.64; 7, Tim Kroeker CAN 13.74; 8, Kai Kyllönen FIN 13.96

Gothenburg 1995

Final (Aug 12) (-0.1)

1,	Allen Johnson	USA	13.00	0.143
2,	Tony Jarrett	GBR	13.04	0.129
3,	Roger Kingdom	USA	13.19	0.153
4,	Jack Pierce	USA	13.27	0.136
5,	Kyle Vander-Kuyp	AUS	13.30	0.129
6,	Dan Philibert	FRA	13.34	0.152
7,	Erick Batte	CUB	13.38	0.143
8,	Emilio Valle	CUB	13.43	0.188

There was certain to be a new champion as Colin Jackson suffered an adductor injury in the lead-up to Gothenburg and ruled himself out of contention. In any case, a serious challenge to the Briton's dominance had emerged in the shape of Allen Johnson, who in March became the first man to beat Jackson in a hurdles race since 1993.

The new American star almost went out in the second round when he stumbled badly on the run-in. He got it right when it mattered in the final, setting a personal best into a headwind despite hitting the final hurdle. Jarrett, who committed a false start, collected his fourth non-gold world medal and described himself as "the Merlene Ottey of men's track."

First round (First 4 & 8 fastest to second round) (Aug 11)

Heat 1: (-0.8) 1, Pierce 13.48; 2, Valle 13.55; 3, Tulloch 13.69; 4, Kyllönen 13.81; 5, Frank Asselman BEL 13.85; 6, Aleksandr Yenko MDA 13.97; 7, Emmanuel Romary FRA 14.11; 8, Sean Cahill IRL 14.33

Heat 2: (0.0) 1, Schwarthoff 13.45; 2, Vander-Kuyp 13.47; 3, Philibert 13.60; 4, Lisabeth 13.76; 5, Herwig Röttl AUT 13.85; 6, Gaute Gundersen NOR 13.95; 7, Pedro Chiamulera BRA 14.33; 8, Mahesh Perera SRI 14.64

Heat 3: (1.7) 1, Haapakoski 13.50; 2, Kaiser 13.63; 3, Boroi 13.65; 4, Owen 13.74; 5, Csillag 13.75; 6, Kroeker 13.76; 7, Wagner Marseille HAI 14.03; 8, Arturo Rodríguez CHI 14.11

Heat 4: (0.4) 1, Kingdom 13.35; 2, Batte 13.44; 3, Chen 13.58; 4, Albihn 13.60; 5, Peders 13.78; 6, de Souza 13.84; 7, Nsenga 13.84; 8, Carlos Sala ESP 14.01

Heat 5: (-0.1) 1, Johnson 13.44; 2, Foster 13.49; 3, Clarico 13.67; 4, Torkelson 13.72; 5, Göhler 13.74; 6, Kähkönen 13.77; 7, Dakshevich 13.82; 8, Gunnar Schror SUI 13.95

Heat 6: (-0.3) 1, Jarrett 13.57; 2, Kováč 13.66; 3, Kazanov 13.74; 4, Eriksson 13.85; 5, Joilto Bonfim BRA 13.91; 6, William Erese NGR 13.92; 7, Nur Herman Majid MAS 14.19; 8, Prodromos Katsantonis CYP 14.28

Second round (First 4 to semi-finals) (Aug 11)

Heat 1: (0.6) 1, Vander-Kuyp 13.29; 2, Kingdom 13.32; 3, Foster 13.60; 4, Tulloch 13.62; 5, Jonathan Nsenga BEL 13.67; 6, Vincent Clarico FRA 13.86; Sven Göhler GER & Niklas Eriksson SWE DNF

Heat 2: (2.8) 1, Pierce 13.34w; 2, Kováč 13.40; 3, Haapakoski 13.57; 4, Owen 13.82; 5, Patrik Torkelson SWE 13.84; 6, Tim Kroeker CAN 13.88; 7, Walmes de Souza BRA 13.91; 8, Chen Yanhao CHN 18.02

Heat 3: (0.2) 1, Jarrett 13.23; 2, Schwarthoff 13.24; 3, Philibert 13.43; 4, Valle 13.47; 5, Claes Albihn SWE 13.52; 6, Johan Lisabeth BEL 13.77; 7, Guntis Peders LAT 13.84; 8, Jyrki Kähkönen FIN 13.98

Heat 4: (-0.1) 1, Batte 13.44; 2, Kaiser 13.50; 3, Johnson 13.54; 4, Kazanov 13.55; 5, George Boroi ROU 13.79; 6, Levente Csillag HUN 13.92; 7, Gennadiy Dakshevich RUS 14.11; Kai Kyllönen FIN DNF

Semi-finals (First 4 to final) (Aug 12)

Heat 1: (-0.1) 1, Johnson 13.25; 2, Pierce 13.27; 3, Valle 13.27; 4, Vander-Kuyp 13.36; 5, Igor Kováč SVK 13.45; 6, Antti Haapakoski FIN 13.54; 7, Andy Tulloch GBR 13.62; 8, Eric Kaiser GER 13.71

Heat 2: (1.1) 1, Jarrett 13.19; 2, Kingdom 13.36; 3, Batte 13.39; 4, Philibert 13.49; 5, Robert Foster JAM 13.55; 6, Igor Kazanov LAT 13.61; 7, Neil Owen GBR 13.92; Florian Schwarthoff GER DNF

Athens 1997

Final (Aug 7) (0.0)

1,	Allen Johnson	USA	12.93	0.128
2,	Colin Jackson	GBR	13.05	0.118
3,	Igor Kováč	SVK	13.18	0.161
4,	Florian Schwarthoff	GER	13.20	0.141
5,	Dan Philibert	FRA	13.26	0.118
6,	Terry Reese	USA	13.30	0.117
7,	Mark Crear	USA	13.55	0.134
	Artur Kohutek	POL	DNS	

Third in 1987 and winner in a world record 12.91 in 1993, Jackson completed a set of medals by taking silver this time. Normally he would have been dejected at losing such an important race but the Welshman was delighted by his best run (13.05) for three years, returning to the highest level after many had written him off. Johnson retained his title brilliantly. Quickest away, he was a metre clear of Jackson at halfway and held his form superbly to clock 12.93, the fifth-fastest ever time and just 1/100th away from the American record he shared with Roger Kingdom. Kováč outdipped Schwarthoff for the bronze, Slovakia's first World Championship medal. "I achieved the time I thought could win the gold," said Jackson, "but Allen produced a fantastic performance."

First round (First 5 & 2 fastest to final) (Aug 5)

Heat 1: (-0.6) 1, Philibert 13.43; 2, Johnson 13.52; 3, Kronberg 13.70; 4, Korving 13.80; 5, Gundersen 13.83; 6, Stamatis Magos GRE 13.92; Zhivko Videnov BUL DQ (Tr16.8)

Heat 2: (0.8) 1, Kohutek 13.37; 2, García 13.46; 3, Tulloch 13.69; 4, Balzer 13.70; 5, Grossard 13.74; 6, Reese 13.79; 7, Wagner Marseille HAI 14.52; Andrey Sklyarenko KAZ DNS

Heat 3: (0.1) 1, Kováč 13.36; 2, Thibault 13.50; 3, Ścigaczewski 13.61; 4, Kislykh 13.67; 5, Olijars 13.79; 6, Li Tong CHN 13.89; 7, Avele Tanielu SAM 14.59; Emilio Valle CUB DNF

Heat 4: (-0.4) 1, Jarrett 13.35; 2, Clarico 13.51; 3, Mehlich 13.65; 4, Fenner 13.67; 5, Pieters 13.67; 6, Hisanobu Konaie JPN 14.02; 7, Slavoljub Nikolić YUG 14.26; 8, Min Min Tun MYA 15.58

Heat 5: (-0.3) 1, Schwarthoff 13.44; 2, Torian 13.51; 3, Vander-Kuyp 13.61; 4, Peders 13.73; 5, Chiamulera 13.93; 6, Peter Coghlan IRL 13.94; 7, William Erese NGR 13.95; 8, Simohammed Boukrouna MAR 14.22

Heat 6: (0.3) 1, Jackson 13.19; 2, Crear 13.46; 3, Nsenga 13.53; 4, Haapakoski 13.75; 5, Lichtenegger 13.78; 6, Naivalu 13.82; 7, Levente Csillag HUN 13.96; 8, Blaz Korent SLO 14.20

Second round (First 3 & 4 fastest to semi-finals) (Aug 5)

Heat 1: (0.1) 1, Crear 13.15; 2, Jackson 13.19; 3, Korving 13.44; 4, Mike Fenner GER 13.50; 5, Ronald Mehlich POL 13.51; 6, Sven Pieters BEL 13.55; 7, Sébastien Thibault FRA 13.62; 8, Jovesa Naivalu FIJ 14.04

Heat 2: (1.2) 1, Johnson 13.22; 2, Kohutek 13.27; 3, Philibert 13.33; 4, Balzer 13.37; 5, Nsenga 13.50; 6, Staņislavs Olijars LAT 13.62; 7, Andy Tulloch GBR 13.63; 8, Gaute Gundersen NOR 13.91

Heat 3: (-0.1) 1, Jarrett 13.27; 2, García 13.46; 3, Vander-Kuyp 13.53; 4, Reggie Torian USA 13.64; 5, Antti Haapakoski FIN 13.72; 6, Robert Kronberg SWE 13.73; 7, Pedro Chiamulera BRA 13.86; 8, Hubert Grossard BEL 14.01

Heat 4: (0.8) 1, Kováč 13.23; 2, Reese 13.30; 3, Schwarthoff 13.30; 4, Clarico 13.41; 5, Kislykh 13.43; 6, Guntis Peders LAT 13.55; 7, Elmar Lichtenegger AUT 13.70; 8, Tomasz Ścigaczewski POL 13.73

Semi-finals (First 4 to final) (Aug 6)

Heat 1: (-0.7) 1, Jackson 13.24; 2, Johnson 13.31; 3, Kováč 13.38; 4, Reese 13.45; 5, Robin Korving NED 13.51; 6, Vincent Clarico FRA 13.53; 7, Andrey Kislykh RUS 13.78; 8, Falk Balzer GER 14.06

Heat 2: (1.1) 1, Schwarthoff 13.29; 2, Philibert 13.30; 3, Crear 13.35; 4, Kohutek 13.39; 5, Kyle Vander-Kuyp AUS 13.49; 6, Tony Jarrett GBR 13.50; 7, Jonathan Nsenga BEL 13.58; Anier García CUB DNS

Seville 1999

Final (Aug 25) (1.0)

1,	Colin Jackson	GBR	13.04	0.116
2,	Anier García	CUB	13.07	0.158
3,	Duane Ross	USA	13.12	0.141
4,	Tony Dees	USA	13.22	0.148
5,	Falk Balzer	GER	13.26	0.153
6,	Yoel Hernández	CUB	13.30	0.129
7,	Florian Schwarthoff	GER	13.39	0.132
8,	Jonathan Nsenga	BEL	13.54	0.142

The USA, who had provided the winner of five of the previous six finals in this event, suffered a double blow when Crear, the only man under 13 seconds in 1999, was disqualified from his quarter-final for two false starts and Johnson (seeking his third world title) strained a calf muscle warming up for his semi and withdrew. However, the USA still fielded a strong contender in Ross (4th in their Trials and thus competing only because Johnson had a 'wild card') who was fastest in the quarter-finals (personal best of 13.13) and semis (13.14). Also impressive in the other semi was García, who edged Jackson in 13.18.

Both García (with a Central American record) and Ross ran their fastest ever times in the final, but world record holder Jackson used his unrivalled dip to regain the title he last won in 1993. His time was a season's best of 13.04 and he made history by becoming the first Briton in any event to win a second world title. "Lots of people had written me off as past it but I knew I still had another championship in me," he said.

First round (First 4 & 8 fastest to second round) (Aug 23)

Heat 1: (0.6) 1, Ross 13.39; 2, Dorival 13.42; 3, Schwarthoff 13.50; 4, Kronberg 13.62; 5, Montesinos 13.74; 6, Marcio de Souza BRA 13.83; 7, Paul Sehzie LBR 14.68

Heat 2: (0.2) 1, Crear 13.30; 2, Ścigaczewski 13.54; 3, Chen 13.55; 4, Coghlan 13.64; 5, Luiz André Balcers BRA 13.84; 6, Adrian Woodley CAN 13.95; 7, Ken-ichi Sakurai JPN 14.01

Heat 3: (-0.3) 1, Johnson 13.46; 2, Philibert 13.53; 3, Hernández 13.53; 4, Kováč 13.63; 5, Brown 13.67; 6, Erese 13.76; 7, Victor Houston BAR 13.86

Heat 4: (-0.4) 1, Balzer 13.35; 2, Nsenga 13.44; 3, Korving 13.45; 4, Tanigawa 13.65; 5, Bownes 13.65; 6, Emiliano Pizzoli ITA 13.79; 7, Pinheiro Leocadio STP 15.74

Heat 5: (-0.5) 1, C. Jackson 13.19; 2, Olijars 13.28; 3, Dees 13.57; 4, Batte 13.62; 5, Grava 13.64; 6, J. Jackson 13.64; 7, Andrey Kislykh RUS 13.83

Heat 6: (0.0) 1, García 13.40; 2, Lichtenegger 13.50; 3, Vander-Kuyp 13.55; 4, Leberer 13.65; 5, Niemi 13.66; 6, Giacconi 13.71

Second round (First 4 to semi-finals) (Aug 23)

Heat 1: (-0.4) 1, Ross 13.13; 2, García 13.20; 3, Korving 13.30; 4, Coghlan 13.37; 5, Tomasz Ścigaczewski POL 13.54; 6, Satoru Tanigawa JPN 13.58; 7, Steve Brown TTO 13.62; 8, Matti Niemi FIN 14.17

Heat 2: (-0.2) 1, C. Jackson 13.21; 2, Dees 13.29; 3, Nsenga 13.37; 4, Dorival 13.42; 5, Chen Yanhao CHN 13.53; 6, Ralf Leberer GER 13.54; 7, Kyle Vander-Kuyp AUS 13.56; 8, William Erese NGR 13.65

Heat 3: (0.2) 1, Olijars 13.30; 2, Lichtenegger 13.43; 3, Batte 13.48; 4, Schwarthoff 13.50; 5, Robert Kronberg SWE 13.56; 6, Jean-Marc Grava FRA 13.63; 7, Hipólito Montesinos ESP 13.78; Mark Crear USA DQ (Tr16.8)

Heat 4: (0.1) 1, Hernández 13.35; 2, Balzer 13.38; 3, Philibert 13.47; 4, Johnson 13.48; 5, Igor Kováč SVK 13.56; 6, Andrea Giacconi ITA 13.61; 7, Shaun Bownes RSA 13.74; 8, Jeffrey Jackson ISV 14.32

Semi-finals (First 4 to final) (Aug 24)

Heat 1: (0.0) 1, Ross 13.14; 2, Schwarthoff 13.30; 3, Hernández 13.32; 4, Balzer 13.32; 5, Peter Coghlan IRL 13.35; 6, Erik Batte CUB 13.40; 7, Robin Korving NED 13.45; 8, Elmar Lichtenegger AUT 13.52

Heat 2: (0.0) 1, García 13.18; 2, Jackson 13.19; 3, Dees 13.30; 4, Nsenga 13.47; 5, Dan Philibert FRA 13.49; 6, Staņislav Olijar LAT 13.70; 7, Dudley Dorival HAI 13.86; Allen Johnson USA DNS

Edmonton 2001

Final (Aug 9) (-0.3)

1,	Allen Johnson	USA	13.04	0.150
2,	Anier García	CUB	13.07	0.150
3,	Dudley Dorival	HAI	13.25	0.134
4,	Yoel Hernández	CUB	13.30	0.151
5,	Robert Kronberg	SWE	13.51	0.136
6,	Yevgeniy Pechonkin	RUS	13.52	0.131
7,	Dawane Wallace	USA	13.76	0.159
8,	Shaun Bownes	RSA	13.84	0.133

Allen Johnson joined Greg Foster as a three-time winner. The 30 year-old American was off to an excellent start, though he proceeded to knock down five hurdles, allowing Olympic Champion García to close in the second half the of the race. The Cuban couldn't get level with Johnson and wound up second again in 13.07 to Johnson's 13.04. Those first two times were exactly the same as in 1999. In third place, Dorival won Haiti's first ever World Championship medal.

First round (First 3 & 6 fastest to semi-finals) (Aug 7)

Heat 1: (0.1) 1, Johnson 13.59; 2, Hernández 13.63; 3, Jarrett 13.64; 4, Naito 13.80; 5, Gabriel Burnett BAR 13.93; 6, Andrey Sklyarenko KAZ 14.02; 7, Hendrey Ah-Tchoy PYF 16.34

Heat 2: (-0.6) 1, Hernández 13.56; 2, Schwarthoff 13.58; 3, Kronberg 13.59; 4, Randriamihaja 13.61; 5, Paulo Villar COL 13.82; 6, Paul Gray GBR 13.96; 7, Sadros Sanchez PAN 14.34

Heat 3: (1.7) 1, García 13.21; 2, Fenner 13.46; 3, Videnov 13.59; 4, Jones 13.72; 5, Satoru Tanigawa JPN 13.85; 6, David Ilariani GEO 14.08; Damien Greaves GBR DQ (Tr16.8)

Heat 4: (2.1) 1, Wallace 13.28w; 2, Kohutek 13.54w; 3, Liu 13.60w; 4, Crews 13.60w; 5, Jarno Jokihaara FIN 13.89w; 6, Damjan Zlatnar SLO 13.97

Heat 5: (0.0) 1, Trammell 13.40; 2, Pechonkin 13.58; 3, Nsenga 13.74; 4, Felipe Vivancos ESP 13.84; 5, Marcio de Souza BRA 13.88; 6, Sultan Tucker LBR 13.92; 7, Raiea Khrasat JOR 15.01

Heat 6: (1.0) 1, Dorival 13.33; 2, Bownes 13.38; 3, Lichtenegger 13.39; 4, Coghlan 13.57; 5, Mubarak 13.72; 6, Maurice Wignall JAM 13.88; 7, Omar Abdullah Al-Rawahi UAE 19.01

Semi-finals (First 2 & 2 fastest to final) (Aug 8)

Heat 1: (1.0) 1, García 13.19; 2, Johnson 13.27; 3, Bownes 13.29; 4, Elmar Lichtenegger AUT 13.42; 5, Peter Coghlan IRL 13.61; 6, Masato Naito JPN 13.73; 7, Jonathan Nsenga BEL 13.89; Florian Schwarthoff GER DNF

Heat 2: (0.8) 1, Pechonkin 13.38; 2, Kronberg 13.38; 3, Wallace 13.41; 4, Mike Fenner GER 13.49; 5, Yuniel Hernández CUB 13.56; 6, Stephen Jones BAR 13.71; 7, Berlioz Randriamihaja MAD 13.77; Tony Jarrett GBR DQ (Tr16.8)

Heat 3: (-0.2) 1, Hernández 13.33; 2, Dorival 13.43; 3, Terrence Trammell USA 13.44; 4, Liu Xiang CHN 13.51; 5, Zhivko Videnov BUL 13.55; 6, Jerome Crews GER 13.55; 7, Artur Kohutek POL 13.60; 8, Mubarak Ata Mubarak KSA 13.98

X

Paris 2003

Final (Aug 30) (0.3)

1,	Allen Johnson	USA	13.12	0.159
2,	Terrence Trammell	USA	13.20	0.154
3,	Liu Xiang	CHN	13.23	0.140
4,	Larry Wade	USA	13.34	0.157
5,	Marcio de Souza	BRA	13.48	0.155
6,	Shi Dongpeng	CHN	13.55	0.145
7,	Yoel Hernández	CUB	13.57	0.152
(5.)	Chris Phillips	USA	DQ (ADr10.1)	0.150 (13.36)

Rightful finalist: Shaun Bownes RSA

Only three men had ever won this title before Paris, and that figure held as Allen Johnson (33) took gold for a fourth time. The heats saw the injury of Olijars, the only man to have defeated Johnson so far in 2003. In the final the American started well and settled into a winning rhythm despite his habit of clipping every hurdle. Liu won China's first ever male track medal and prevented a United States sweep of the first four places. However it was later confirmed that the US number four Phillips had committed a doping violation.

First round (First 3 & 9 fastest to semi-finals) (Aug 28)

Heat 1: (0.2) 1, Kronberg 13.46; 2, Liu 13.48; 3, Trammell 13.51; 4, Sedoc 13.62; 5, Erese 13.67; 6, Giacconi 13.69; 7, Arlindo Pinheiro STP 15.10

Heat 2: (0.1) 1, Johnson 13.42; 2, de Souza 13.43; 3, Bownes 13.50; 4, Hernández 13.56; 5, Chris Pinnock JAM 13.74; 6, David Ilariani GEO 13.89; 7, Peter Coghlan IRL 13.90

Heat 3: (0.0) 1, Inocêncio 13.62; 2, Newton 13.62; 3, Nossmy 13.68; 4, Crews 13.72; 5, Berlioz Randriamihaja MAD 13.80; 6, Mohd Faiz Mohammad MAS 14.17; Staņislav Olijar LAT DNF

Heat 4: (0.3) 1, Wade 13.49; 2, dos Santos 13.57; 3, Naito 13.59; 4, Quiñónez 13.67; 5, Niemi 13.69

Heat 5: (0.2) 1, Doucouré 13.31; 2, Dorival 13.41; 3, Shi 13.48; 4, Allen 13.67; 5, Kuripitone Betham SAM 16.24; Jonathan Nsenga BEL DNF; (1.) Phillips DQ (ADr10.1) (13.26)

Semi-finals (First 2 & 2 fastest to final) (Aug 29)

Heat 1: (0.4) 1, Shi 13.53; 2, Wade 13.55; 3, Robert Kronberg SWE 13.60; 4, Robert Newton GBR 13.62; 5, William Erese NGR 13.70; 6, Philip Nossmy SWE 13.72; 7, Redelén dos Santos BRA 13.77; 8, Matti Niemi FIN 13.86

Heat 2: (0.0) 1, Johnson 13.19; 2, Liu 13.46; 3, Hernández 13.49; 4, Mateus Inocêncio BRA 13.59; 5, Dudley Dorival HAI 13.59; 6, Masato Naito JPN 13.68; 7, Andrea Giacconi ITA 13.84; 8, Charles Allen CAN 14.19

Heat 3: (0.6) 1, Trammell 13.34; 2, de Souza 13.48; 3, Shaun Bownes RSA 13.53; 4, Ladjji Doucouré FRA 13.54; 5, Jerome Crews GER 13.67; 6, Jackson Quiñónez ECU 13.72; 7, Gregory Sedoc NED 13.74; (3.) Phillips DQ (ADr10.1) (13.48)

Helsinki 2005

Final (Aug 12) (-0.2)

1,	Ladjji Doucouré	FRA	13.07	0.164
2,	Liu Xiang	CHN	13.08	0.142
3,	Allen Johnson	USA	13.10	0.147

4,	Dominique Arnold	USA	13.13	0.173
5,	Terrence Trammell	USA	13.20	0.222
6,	Joel Brown	USA	13.47	0.160
7,	Maurice Wignall	JAM	13.47	0.167
8,	Mateus Inocêncio	BRA	13.48	0.157

The heats were run into headwinds during thunderstorms and the fastest man was Liu (13.73). Defending Champion Johnson clocked 13.92 into a wind measured at 5.1 metres per second and noted "I've never run into a headwind like that. I felt like I was being blown backwards." Conditions were not much better the next day, and the three races were won by Doucouré, Trammell and Johnson.

Johnson was out quickest in the final, with Doucouré inches behind at the first hurdle. The Frenchman, with his upright stance, high lead leg and quick snapdown, took the lead at the third hurdle, with Johnson and Trammell closest to him. Liu came next and the slow-starting Arnold was in sixth place. Doucouré and Johnson both hit the last hurdle hard, allowing the fast-closing Liu to catch up. Doucouré looked like a clear winner across the line, but Liu's closing lean helped him to get within 1/100th of the statuesque Frenchman. Johnson won an unprecedented fifth medal (his first non-gold) in holding off the fast-closing Arnold 13.10 to 13.13.

First round (First 3 & 6 fastest to semi-finals) (Aug 10)

Heat 1: (-5.1) 1, Blaschek 13.86; 2, Johnson 13.92; 3, Hernández 14.03; 4, Ivan Bitzi SUI 14.26; 5, Cédric Lavanne FRA 14.49; 6, Alexandros Theofánof GRE 14.73; 7, Todd Matthews Jouda SUD 15.43

Heat 2: (-0.3) 1, Liu 13.73; 2, dos Santos 13.74; 3, Nsenga 13.89; 4, García 14.01; 5, Lichtenegger 14.04; 6, Matti Niemi FIN 14.18; 7, Jackson Quiñónez ECU 14.34; 8, Baymurat Ashirmuradov TKM 15.52

Heat 3: (-3.4) 1, Doucouré 13.86; 2, Inocêncio 13.96; 3, Pinnock 14.11; 4, Gregory Sedoc NED 14.24; 5, Sergey Demidyuk UKR 14.25; 6, Karl Jennings CAN 14.30; 7, Sultan Tucker LBR 14.34; Andrea Giaconi ITA DNS

Heat 4: (-1.1) 1, Shi 13.80; 2, Trammell 13.80; 3, Peremota 13.89; 4, Kronberg 13.89; 5, Naito 13.90; 6, Allan Scott GBR 14.18; 7, Peter Coghlan IRL 14.57; 8, Tang Hon Sing HKG 14.83

Heat 5: (-2.8) 1, da Silva 13.96; 2, Arnold 13.96; 3, van der Westen 14.01; 4, Paulo Villar COL 14.12; 5, Berlioz Randriahihaja MAD 14.18; 6, Satoru Tanigawa JPN 14.25; 7, Felipe Vivancos ESP 14.34; 8, Julien Mvoutoukoulou CGO 15.41

Heat 6: (-1.8) 1, Robles 13.83; 2, Olijar 13.86; 3, Brown 13.90; 4, Wignall 13.90; 5, Dorival 14.02; 6, Wu Youjia CHN 14.38; 7, David Ilariani GEO 14.88; 8, Suphan Wongsiphuck THA 15.05

Semi-finals (First 2 & 2 fastest to final) (Aug 11)

Heat 1: (-0.5) 1, Doucouré 13.35; 2, Arnold 13.39; 3, Shi Dongpeng CHN 13.44; 4, Yoel Hernández CUB 13.54; 5, Igor Peremota RUS 13.71; 6, Redelén dos Santos BRA 13.88; 7, Masato Naito JPN 13.88; 8, Dudley Dorival HAI 14.11

Heat 2: (-0.4) 1, Trammell 13.31; 2, Liu 13.42; 3, Staņislav Olijar LAT 13.53; 4, Anselmo da Silva BRA 13.63; 5, Robert Kronberg SWE 13.69; 6, Chris Pinnock JAM 13.73; 7, Jonathan Nsenga BEL 13.94; 8, Anier García CUB 13.99

Heat 3: (-1.9) 1, Johnson 13.23; 2, Wignall 13.24; 3, Inocêncio 13.39; 4, Brown 13.43; 5, Thomas Blaschek GER 13.45; 6, Marcel van der Westen NED 13.63; 7, Elmar Lichtenegger AUT 13.74; 8, Dayron Robles CUB 14.16

Osaka 2007

Final (Aug 31) (1.7)

1,	Liu Xiang	CHN	12.95	0.161
2,	Terrence Trammell	USA	12.99	0.205
3,	David Payne	USA	13.02	0.141
4,	Dayron Robles	CUB	13.15	0.164
5,	Shi Dongpeng	CHN	13.19	0.150
6,	Sergiy Demidyuk	UKR	13.22	0.136
7,	Jackson Quiñónez	ESP	13.33	0.172
8,	Maurice Wignall	JAM	13.39	0.144

Liu and Trammell were the only sub-13 performers in 2007, with the Olympic Champion from China the marginal favourite in Osaka. It was his compatriot Shi who was the fastest in the heats with a personal best of 13.22. Behind him Payne ran 13.27. Three days before that race Payne was at home in Virginia, but flew to Osaka when Dominique Arnold had to withdraw with an Achilles injury.

World record holder Liu was drawn in lane nine in the final because he had eased off in his semi-final and was only the second-quickest of those who placed second in that round. Despite a reaction

more than 0.03 slower than any other finalist, Trammell was the leader at the first hurdle, with Payne and Robles just behind. Trammell moved away from Payne, but Liu began to move up, and was second by the sixth barrier. Liu's momentum was irresistible, and he caught Trammell at the ninth hurdle, and won by almost half a metre with the first sub-13 at the World championships since 1997. Trammell also dipped below 13 seconds, and needed it to hold off the remarkable Payne who ran 13.02.

First round (First 3 & 9 fastest to semi-finals) (Aug 29)

Heat 1: (0.4) 1, Trammell 13.40; 2, Sedoc 13.48; 3, Kronberg 13.51; 4, Xing 13.56; 5, Blaschek 13.56; 6, Konstadinos Douvalidis GRE 13.74; 7, Éder Antonio Souza BRA 13.86; 8, Tarmo Jallai EST 14.16

Heat 2: (-0.6) 1, Liu 13.36; 2, Quiñónez 13.39; 3, Wignall 13.47; 4, Demidyuk 13.53; 5, da Silva 13.58; 6, Selim Nurudeen NGR 13.78; 7, Kenji Yahata JPN 13.92; 8, Abdul Hakeem Abdul Halim SGP 14.94

Heat 3: (-0.2) 1, Olijars 13.38; 2, Hernández 13.46; 3, Naito 13.54; 4, Brathwaite 13.62; 5, Oliver 13.66; 6, Mohamed Aissa Al-Thawadi QAT 13.67; 7, Joseph-Berlioz Randriamihaja MAD 13.83; Felipe Vivancos ESP DQ (Tr17.3.1)

Heat 4: (0.6) 1, Robles 13.41; 2, Doucouré 13.61; 3, Tanonaka 13.61; 4, Deghelt 13.61; 5, MacLeod 13.61; 6, Shaun Bownes RSA 13.81; 7, David Ilariani GEO 13.82; 8, Igor Peremota RUS 13.84

Heat 5: (0.6) 1, Shi 13.22; 2, Payne 13.27; 3, Turner 13.27; 4, Dorival 13.63; 5, Andreas Kundert SUI 13.68; 6, Shamar Sands BAH 13.72; 7, Damjan Zlatnar SLO 13.77; 8, Bano Traore FRA 13.84

Semi-finals (First 2 & 2 fastest to final) (Aug 30)

Heat 1: (-0.4) 1, Payne 13.19; 2, Shi 13.24; 3, Wignall 13.29; 4, Quiñónez 13.33; 5, Anselmo Gomes da Silva BRA 13.53; 6, Robert Kronberg SWE 13.58; 7, Adrien Deghelt BEL 13.70; 8, Dudley Dorival HAI 13.82

Heat 2: (-0.3) 1, Trammell 13.23; 2, Demidyuk 13.35; 3, Ladjji Doucouré FRA 13.36; 4, Yoel Hernández CUB 13.37; 5, Xing Yanan CHN 13.59; 6, Tasuku Tanonaka JPN 13.62; 7, Staņislav Olijar LAT 13.78; 8, Ryan Brathwaite BAR 13.87

Heat 3: (-1.0) 1, Robles 13.21; 2, Liu 13.25; 3, Andy Turner GBR 13.38; 4, David Oliver USA 13.42; 5, Gregory Sedoc NED 13.58; 6, Masato Naito JPN 13.58; 7, Jared MacLeod CAN 13.66; 8, Thomas Blaschek GER 13.77

Berlin 2009

Final (Aug 20) (0.1)

1,	Ryan Brathwaite	BAR	13.14	0.157
2,	Terrence Trammell	USA	13.15	0.141
3,	David Payne	USA	13.15	0.122
4,	William Sharman	GBR	13.30	0.125
5,	Maurice Wignall	JAM	13.31	0.151
6,	Petr Svoboda	CZE	13.38	0.144
7,	Dwight Thomas	JAM	13.56	0.145
8,	Ji Wei	CHN	13.57	0.144

The event was weakened by the absence through injury of defending champion Liu Xiang and the injury to new world record holder Robles. The Cuban failed to finish his semi-final, at which stage Brathwaite was the fastest, having improved his Barbadian record to 13.18.

Payne, Brathwaite and Trammell were drawn in lanes 3-4-5 in the final, and for almost the entire race it was difficult to determine who held the lead. All three went across the third hurdle in 4.61 seconds, and it was only at the sixth hurdle that Payne could be seen to have dropped back slightly. At the 10th barrier Brathwaite held a lead of 0.03 over Trammell and was 0.04 ahead of Payne, but the Americans closed sharply, and it took the judges some minutes to decide that the Barbadian was the winner, again with a national record. Sharman edged Wignall for fourth, after being in contention with the top three for half the race. Brathwaite became the first athlete from Barbados ever to win a medal in the World Championships, while Trammell won his fifth global silver medal since 2000.

First round (First 3 & 6 fastest to semi-finals) (Aug 19)

Heat 1: (-0.4) 1, Shi 13.56; 2, Thomas 13.57; 3, Quiñónez 13.63; 4, Lehann Fourie RSA 13.67; 5, Andy Turner GBR 13.73; 6, Lee Jung-Jonn KOR 13.83; 7, Tasuku Tanonaka JPN 13.84; Joseph-Berlioz Randriamihaja MAD DNF

Heat 2: (-0.2) 1, Wignall 13.62; 2, Schwarzer 13.66; 3, Robles 13.67; 4, Cédric Lavanne FRA 13.72; 5, Felipe Vivancos ESP 13.72; 6, Damien Broothaerts BEL 14.15

Heat 3: (0.2) =1, Svoboda & Darien 13.56; 3, Noga 13.56; 4, Aries Merritt USA 13.70; 5, Sergiy Demidyuk UKR 13.71; 6, Adrien Deghelt BEL 13.78; 7, Gianni Frankis GBR 13.83; 8, Toriki Urarii PYF 15.01

Heat 4: (0.5) 1, Brathwaite 13.35; 2, John 13.41; 3, Sharman 13.52; 4, Olijar 13.59; 5, Lynsha 13.61; 6, Park Tae-Kyong KOR 13.93; 7, Ahmad Hazer LBN 14.74; (6,) Borisov DQ (ADr10.1) (13.63)

Heat 5: (0.0) 1, Ji 13.51; 2, Trammell 13.51; 3, Sedoc 13.54; 4, Bascou 13.55; 5, Sands 13.57; 6, Nurudeen 13.68; 7, Héctor Cotto PUR 13.81; 8, Rayzamshah Wan Sofian MAS 14.06

Heat 6: (0.1) 1, Kiss 13.34; 2, Villar 13.52; 3, Payne 13.54; 4, Capetillo 13.61; 5, Richard Phillips JAM 13.70; 6, Matthias Bühler GER 13.75; 7, David Ilariani GEO 13.86; 8, Abdul Hakeem Abdul Halim SGP 14.63

Semi-finals (First 2 & 2 fastest to final) (Aug 19)

Heat 1: (0.9) 1, Trammell 13.24; 2, Svoboda 13.33; 3, Ji 13.41; 4, Artur Noga POL 13.43; 5, Paulo Villar COL 13.44; 6, Stanislav Olijar LAT 13.50; 7, Jackson Quiñónez ESP 13.54; 8, Dayron Capetillo CUB 13.55

Heat 2: (0.6) 1, Brathwaite 13.18; 2, Payne 13.24; 3, Thomas 13.37; 4, Shi Dongpeng CHN 13.42; 5, Gregory Sedoc NED 13.45; 6, Maksim Lynsha BLR 13.46; 7, Dimitri Bascou FRA 13.49; 8, Alexander John GER 13.64

Heat 3: (0.1) 1, Sharman 13.38; 2, Wignall 13.43; 3, Dániel Kiss HUN 13.45; 4, Shamar Sands BAH 13.47; 5, Garfield Darien FRA 13.57; 6, Helge Schwarzer GER 13.72; Dayron Robles CUB DNF; (6,) Yevgeniy Borisov RUS DQ (ADr10.1) (13.63)

Daegu 2011

Final (Aug 29) (-1.1)		To 1000th	
1,	Jason Richardson	USA	13.16 0.178
2,	Liu Xiang	CHN	13.27 0.164
3,	Andy Turner	GBR	13.44 0.146 (13.432)
4,	David Oliver	USA	13.44 0.171 (13.440)
=5,	William Sharman	GBR	13.67 0.178
	Aries Merritt	USA	13.67 0.140
	Dwight Thomas	JAM	DNF 0.153
	Dayron Robles	CUB	DQ (Tr17.2.2) 0.150 (13.14)

Robles and Liu were best away in the final, while Oliver was left behind in the blocks. By halfway, Robles was leading by just under half a metre from Liu, with Richardson in third place and beginning to draw clear of Merritt. Liu drew level with Robles as they went across the ninth hurdle, but the Cuban, one lane inside Liu, caught Liu's left arm with his right hand. Liu's momentum was thrown off slightly, and Robles again hindered Liu as they went across their 10th hurdles.

The Cuban was first across the line in 13.14, just ahead of Richardson with Liu a metre behind. While Robles himself had been slowed by the collisions, it was clear that Liu had been more seriously affected. The Cuban was predictably disqualified for obstruction after a protest by the Chinese team, leaving Richardson as the slightly bewildered champion. Liu afterwards said "Robles hit me twice, but it wasn't intentional. If not for that I would have been gold medallist." Behind them Turner edged by 0.008 the out-of-form Oliver.

First round (First 3 & 4 fastest to semi-finals) (Aug 28)

Heat 1: (1.0) 1, Liu 13.20; 2, Turner 13.32; 3, Mathiszik 13.53 (13.521); 4, Phillips 13.53 (13.527); 5, Ryan Brathwaite BAR 13.57; 6, Sergey Shubenkov RUS 13.70; 7, Andreas Kundert SUI 13.87; 8, Ahmad Hazer LBN 14.42

Heat 2: (-0.2) 1, Richardson 13.19; 2, Thomas 13.31; 3, Forbes 13.54; 4, Konstadinos Douvalidis GRE 13.59; 5, Lawrence Clarke GBR 13.65; 6, Alexander John GER 13.68; 7, Dominik Bocherek POL 13.96; 8, Balázs Baji HUN 14.06

Heat 3: (1.4) 1, Oliver 13.27; 2, Jiang 13.47; 3, Riley 13.47; 4, Bascou 13.51; 5, Sharman 13.52; 6, Héctor Cotto PUR 13.60; 7, Lehann Fourie RSA 13.86; 8, long Kim Fai MAC 15.35

Heat 4: (-0.3) 1, Merritt 13.36; 2, Robles 13.42; =3, Shi & Villar 13.55; 5, Erik Balnuweit GER 13.56; 6, Emanuele Abate ITA 13.63; 7, Othman Hadj Lazib ALG 13.63; 8, Park Tae-Kyong KOR 13.83

Semi-finals (First 3 & 2 fastest to final) (Aug 29)

Heat 1: (-1.4) 1, Liu 13.31; 2, Robles 13.32; 3, Merritt 13.32; 4, Turner 13.44; 5, Dimitri Bascou FRA 13.62; 6, Paulo Villar COL 13.73; 7, Richard Phillips JAM 13.76; 8, Willi Mathiszik GER 13.81

Heat 2: (-1.6) 1, Richardson 13.11; 2, Oliver 13.40; 3, Sharman 13.51; 4, Thomas 13.56; 5, Shi Dongpeng CHN 13.57; 6, Ronald Forbes CAY 13.67; 7, Jiang Fan CHN 13.71; 8, Andrew Riley JAM 13.75

Moscow 2013

Final (Aug 12) (0.3)			
1,	David Oliver	USA	13.00 0.147
2,	Ryan Wilson	USA	13.13 0.167
3,	Sergey Shubenkov	RUS	13.24 0.154
4,	Jason Richardson	USA	13.27 0.158
5,	William Sharman	GBR	13.30 0.151
6,	Aries Merritt	USA	13.31 0.147

7,	Thomas Martinot-Lagarde	FRA	13.42 0.162
8,	Andrew Riley	JAM	13.51 0.135

Former world number one Oliver made a wonderful comeback in 2013 and was much the quickest in the preliminaries. In the final, he and Riley were off quickest, but Oliver had the lead by the second hurdle. World record holder Merritt hit the sixth hurdle and was then out of the reckoning, while Wilson held second place. Shubenkov moved up from sixth with four hurdles remaining to take the bronze medal ahead of defending champion Richardson, who clipped the final barrier. Oliver, meanwhile, scored a clearcut win with the world's fastest time of the year.

First round (First 3 & 4 fastest to semi-finals) (Aug 11)

Heat 1: (0.5) 1, Richardson 13.33; 2, Shabanov 13.38; 3, Brathwaite 13.40; 4, Thomas 13.41; 5, Parchment 13.43; 6, Eddie Lovett ISV 13.52; 7, Martin Mazáč CZE 13.52; 8, Jiang Fan CHN 13.87; 9, long Kim Fai MAC 15.10

Heat 2: (-0.3) 1, Wilson 13.37; 2, Davis II 13.38; 3, Sharman 13.51; 4, Xie Wenjun CHN 13.59; 5, Pascal Martinot-Lagarde FRA 13.63; 6, Philip Nossmy SWE 13.66; 7, Jorge McFarlane PER 13.93; 8, Xaysa Anousone LAO 16.21

Heat 3: (0.5) 1, Merritt 13.32; 2, Martinot-Lagarde 13.33; 3, Baji 13.36; 4, Sedoc 13.50; 5, Erik Balnuweit GER 13.68; 6, Orlando Ortega CUB 13.69; 7, Othman Hadj Lazib ALG 14.51

Heat 4: (-0.6) 1, Oliver 13.05; 2, Shubenkov 13.16; 3, Riley 13.27; 4, Noga 13.44; 5, Konstadinos Douvalidis GRE 13.55; 6, Ignacio Morales CUB 13.59; 7, Greggmar Swift BAR 13.79; 8, Rayzamshah Wan Sofian MAS 14.45; 9, Jumrut Rittidet THA 14.71

Semi-finals (First 3 & 2 fastest to final) (Aug 12)

Heat 1: (-0.6) 1, Richardson 13.34; 2, Martinot-Lagarde 13.39; 3, Merritt 13.44; 4, Mikel Thomas TTO 13.46; 5, Balázs Baji HUN 13.49; 6, Ryan Brathwaite BAR 13.64; Hansle Parchment JAM DNF; Konstantin Shabanov RUS DNF

Heat 2: (-0.6) 1, Shubenkov 13.17; 2, Oliver 13.18; 3, Wilson 13.20; 4, Riley 13.30; 5, Sharman 13.34; 6, Artur Noga POL 13.35; 7, Wayne Davis II TTO 13.47; 8, Gregory Sedoc NED 13.54

Beijing 2015

Final (Aug 28) (0.2)

1,	Sergey Shubenkov	RUS	12.98 0.139
2,	Hansle Parchment	JAM	13.03 0.143
3,	Aries Merritt	USA	13.04 0.141
4,	Pascal Martinot-Lagarde	FRA	13.17 0.150
5,	Dimitri Bascou	FRA	13.17 0.137
6,	Omar McLeod	JAM	13.18 0.135
7,	David Oliver	USA	13.33 0.157
8,	Garfield Darien	FRA	13.34 0.178

McLeod led initially in the final, then Shubenkov went from third to first in between hurdles four and five to win with his fastest-ever time. Parchment ran a superb second half, moving from sixth to second, just ahead of Merritt. The American won even more plaudits when it was revealed that he had been suffering with a diseased kidney. Four days later he underwent an organ transplant, the donor being his sister LaToya Hubbard. Cuba's Orlando Ortega was 2015's fastest man prior to Beijing with 12.94, but could not compete as he was in the process of gaining Spanish citizenship.

First round (First 4 & 4 fastest to semi-finals) (Aug 26)

Heat 1: (-1.3) 1, Brathwaite 13.28; 2, McLeod 13.43; 3, Xie 13.44; 4, Contreras 13.48; 5, Éder Antônio Souza BRA 13.96; 6, Jumrut Rittidet THA 14.00; 7, Wellington Zaza LBR 14.56; Mikel Thomas TTO DQ (Tr22.6.2); Alexander John GER DQ (Tr16.8)

Heat 2: (0.2) 1, Martinot-Lagarde 13.35; 2, Riley 13.43; 3, Traber 13.44; 4, Noga 13.49; 5, Ronald Forbes CAY 13.78; 6, Jonathan Mendes BRA 13.86; Petr Svoboda CZE DQ (Tr16.8); Ronnie Ash USA DQ (Tr16.8)

Heat 3: (-1.0) 1, Oliver 13.15; 2, Darien 13.43; 3, Baji 13.45; 4, Cabral 13.55; 5, de Oliveira 13.57; 6, Douvalidis 13.58; 7, Yordan O'Farrill CUB 13.64; 8, Bano Traore MLI 13.91; 9, Xaysa Anousone LAO 14.74

Heat 4: (-0.7) 1, Parchment 13.33; 2, Bühler 13.35; 3, Harris 13.41; 4, Swift 13.41; 5, Portilla 13.43; 6, Nicholas Hough AUS 13.69; 7, Ben Reynolds IRL 13.72; 8, Milan Ristić SRB 13.89

Heat 5: (-1.2) 1, Merritt 13.25; 2, Bascou 13.29; 3, Shubenkov 13.31; 4, Kaba 13.46; 5, Clarke 13.61; 6, Antonio Alkana RSA 13.63; 7, Eddie Lovett ISV 13.65; Zhang Honglin CHN DNF

Semi-finals (First 2 & 2 fastest to final) (Aug 27)

Heat 1: (0.0) 1, Shubenkov 13.09; 2, Parchment 13.16; 3, Darien 13.25; 4, Aleec Harris USA 13.29; 5, Shane Brathwaite BAR 13.31; 6, João Vitor de Oliveira BRA 13.45; 7, Sekou Kaba CAN 13.58; 8, Petr Svoboda CZE 13.67; Yohany Portilla CUB DNF; Svoboda reinstated on appeal

Heat 2: (-0.2) 1, Merritt 13.08; 2, McLeod 13.14; 3, Martinot-Lagarde 13.17; 4, Johnathan Cabral CAN 13.37; 5, Gregor Traber GER 13.37; 6, Xie Wenjun CHN 13.39; 7, Greggmar Swift BAR 13.44; 8, Konstadinos Douvalidis GRE 13.79

Heat 3: (-0.1) 1, Bascou 13.16; 2, Oliver 13.17; 3, Matthias Bühler GER 13.34; 4, Artur Noga POL 13.37; 5, Andrew Riley JAM 13.43; 6, Balázs Baji HUN 13.51; 7, Lawrence Clarke GBR 13.53; 8, Yidiel Contreras ESP 13.57

London 2017

Final (Aug 7) (0.0)

1,	Omar McLeod	JAM	13.04	0.123
2,	Sergey Shubenkov	ANA/RUS	13.14	0.132
3,	Balázs Baji	HUN	13.28	0.122
4,	Garfield Darien	FRA	13.30	0.115
5,	Aries Merritt	USA	13.31	0.163
6,	Shane Brathwaite	BAR	13.32	0.169
7,	Orlando Ortega	ESP	13.37	0.140
8,	Hansle Parchment	JAM	13.37	0.145

Olympic Champion McLeod led the final from the gun, with defending champion Shubenkov his closest pursuer. The Jamaican hit hurdle six quite hard, but still managed to improve his speed on the approach to hurdle seven. He went on to draw clear from the Russian, who was the cleanest hurdler of the race. As his country had been suspended from international athletics since November 2015, Shubenkov became the first "Authorised Neutral Athlete" to win a World Championships medal.

Darien moved into third place but struck the last three barriers, and was pipped for the bronze by the longer-striding Baji, who won Hungary's first ever world track medal. The biomechanics from Leeds Beckett University reported there were three right-leg lead men in the final ... and all three won medals.

First round (First 4 & 4 fastest to semi-finals) (Aug 6)

Heat 1: (-1.2) 1, McLeod 13.23; 2, Baji 13.35; 3, Lovett 13.41; 4, Harris 13.50; 5, O'Farrill 13.56; 6, David Omoregie GBR 13.59; 7, Shun-ya Takayama JPN 13.65; 8, Ahmad Hazer LIB 14.51; 9, Xaysa Anousone LAO 14.55

Heat 2: (1.3) 1, Allen 13.26; 2, Darien 13.36; 3, Czykier 13.53; 4, Masuno 13.58; 5, Abdulaziz Al-Mandeel KUW 13.63; 6, Ruebin Walters TTO 13.63; 7, Thingalaya Siddhanth IND 13.64; 8, David King GBR 13.67

Heat 3: (0.1) 1, Merritt 13.16; 2, Brathwaite 13.39; 3, Alkana 13.43; 4, Souza 13.56; 5, Aurel Manga FRA 13.58; 6, Konstadinos Douvalidis GRE 13.62; 7, Hideki Omuro JPN 13.78; 8, Kim Byung-Jun KOR 13.81

Heat 4: (0.7) 1, Pozzi 13.28; 2, Xie 13.34; 3, Trajkovic 13.38; 4, Contreras 13.40; 5, Iribarne 13.48; 6, Bühler 13.52; 7, Al-Yoha 13.56; Ronald Levy JAM DNF

Heat 5: (0.6) 1, Ortega 13.37; 2, Parchment 13.42; 3, Shubenkov 13.47; 4, Cabral 13.53; 5, Nicholas Hough AUS 13.61; 6, Jeffrey Julmis HAI 13.78; 7, Mikel Thomas TTO 13.98; Milan Ristic SRB DQ (Tr22.6.2)

Semi-finals (First 2 & 2 fastest to final) (Aug 6)

Heat 1: (0.2) 1, McLeod 13.10; 2, Darien 13.17; 3, Shubenkov 13.22; 4, Ortega 13.23; 5, Milan Trajkovic CYP 13.32; 6, Aleec Harris USA 13.40; 7, Genta Masuno JPN 13.79; Yaqoub Al-Yoha KUW DNF

Heat 2: (0.6) 1, Brathwaite 13.26; 2, Parchment 13.27; 3, Devon Allen USA 13.27; 4, Andy Pozzi GBR 13.28; 5, Damian Czykier POL 13.42; 6, Roger V. Iribarne CUB 13.43; 7, Yidiel Contreras ESP 13.65; 8, Matthias Bühler GER 13.79

Heat 3: (0.3) 1, Baji 13.23; 2, Merritt 13.25; 3, Xie Wenjun CHN 13.36; 4, Antonio Alkana RSA 13.59; 5, Eddie Lovett ISV 13.67; 6, Éder Antônio Souza BRA 13.70; 7, Johnathan Cabral CAN 14.98; Yordan O'Farrill CUB DNF

Doha 2019

Final (Oct 2) (0.6)

1,	Grant Holloway	USA	13.10	0.158
2,	Sergey Shubenkov	ANA/RUS	13.15	0.150
=3,	Pascal Martinot-Lagarde	FRA	13.18	0.161
	Orlando Ortega	ESP	13.30	0.130
5,	Xie Wenjun	CHN	13.29	0.140
6,	Shane Brathwaite	BAR	13.61	0.149
7,	Devon Allen	USA	13.70	0.124
8,	Milan Trajkovic	CYP	13.87	0.150

Omar McLeod JAM DQ (Tr17.2.2) (17.68). Ortega awarded bronze on decision of Jury of Appeal

The were points of controversy in all three rounds. The heats brought the disqualification of US champion Roberts for knocking over a hurdle in an adjacent lane. In the first semi-final, Brathwaite was initially

eliminated, then advanced after successfully protesting that he had been accidentally impeded by the trailing leg of Levy.

Holloway was the quickest away of the nine finalists and he led throughout. McLeod closed to within 30cm at the ninth hurdle, but the Jamaican Olympic Champion hit that barrier, staggered sideways and obstructed Ortega, who was vying for a medal with Martinot-Lagarde and Shubenkov. Those two came through for silver and bronze with the disadvantaged Ortega winding up fifth. A protest was lodged by Spain as it was clear that he had been impeded while in third place. It was requested that the race be re-held, or Ortega be allowed to race again alone. Or the athlete "be awarded the medal corresponding to his position at the time of the obstruction". The protest was rejected initially but then accepted, so two bronzes were awarded. Less happy was Xie, who crossed the line in fourth place but was officially downgraded to fifth, reducing his award money from \$15,000 to \$10,000.

First round (First 4 & 4 fastest to semi-finals) (Sep 30)

Heat 1: (0.2) 1, McLeod 13.17; 2, Trajkovic 13.37; 3, Alkana 13.41; 4, Allen 13.46; 5, Hassane Fofana ITA 13.49; 6, Nicholas Hough AUS 13.60; 7, Vitali Parakhonka BLR 13.65; Gabriel Constantino BRA DQ (Tr22.6.2) (17.12)

Heat 2: (0.5) 1, Shubenkov 13.27; 2, Xie 13.38; 3, Joseph 13.39; 4, Brathwaite 13.51; 5, Valdó Szűcs HUN 13.60; 6, Elmo Lakka FIN 13.73; 7, Taio Kanai JPN 13.74; 8, Eduardo Rodrigues BRA 13.92

Heat 3: (-0.4) 1, Lagarde 13.45; 2, Pozzi 13.53; 3, Riley 13.67; 4, Chaverra 13.76; 5, Ruan de Vries RSA 14.07; Daniel Roberts USA DQ (Tr22.6.3) (13.38); Jeffrey Julmis HAI DQ (Tr16.8)

Heat 4: (0.4) 1, Holloway 13.22; 2, Takayama 13.32; 3, Douvalidis 13.43; 4, Al-Yoha 13.43; 5, Orlando Bennett JAM 13.50; 6, Dimitri Bascou FRA 13.53; 7, Xaysa Anousone LAO 14.54; 8, Fadane Hamadi COM 14.79

Heat 5: (-0.5) 1, Ortega 13.15; 2, Levy 13.48; 3, Chen 13.57; 4, Belocian 13.67; 5, Zeng Jianhang CHN 13.68; 6, Lorenzo Perini ITA 13.70; 7, Louis François Mendy SEN 13.75; 8, Roger V. Iribarne CUB 14.37

Semi-finals (First 2 & 2 fastest to final) (Oct 2)

Heat 1: (1.1) 1, Holloway 13.10; 2, Shubenkov 13.18; 3, Dimitri Bascou FRA 13.48; 4, Yaqoub Al-Yoha KUW 13.57; 5, Andrew Pozzi GBR 13.60; 6, Orlando Bennett JAM 13.60; 7, Brathwaite 14.29; Ronald Levy JAM DQ (Tr22.6.3) (13.60)

Heat 2: (0.9) 1, McLeod 13.08; 2, Lagarde 13.12; 3, Xie 13.22; 4, Allen 13.36; 5, Chen Kuei-Ju TPE 13.52; 6, Hassane Fofana ITA 13.52; 7, Jason Joseph SUI 13.53; 8, Joan Camilo Chaverra COL 13.76

Heat 3: (0.6) 1, Ortega 13.16; 2, Trajkovic 13.29; 3, Antonio Alkana RSA 13.47; 4, Konstadinos Douvalidis GRE 13.54; 5, Andrew Riley JAM 13.57; 6, Shun-ya Takayama JPN 13.58; 7, Wilhem Belocian FRA 13.60; 8, Nicholas Hough AUS 13.61

110 METRES HURDLES

Multiple Medallists:

5	Allen Johnson	USA	95-1, 97-1, 01-1, 03-1, 05-3
4	Colin Jackson	GBR	87-3, 93-1, 97-2, 99-1
	Liu Xiang	CHN	03-3, 05-2, 07-1, 11-2
	Sergey Shubenkov	RUS/ANA	13-3, 15-1, 17-2, 19-2
3	Greg Foster	USA	83-1, 87-1, 91-1
	Tony Jarrett	GBR	91-3, 93-2, 95-2
	Terrence Trammell	USA	03-2, 07-2, 09-2
2	Jack Pierce	USA	91-2, 93-3
	Anier García	CUB	99-2, 01-2
	David Payne	USA	07-3, 09-3

Most Finals:

5 Johnson

Most Appearances:

7 Florian Schwarthoff FRG/GER 87-8s1, 91-7, 93-5, 95-dnf/s2, 97-4, 99-7, 01-dnf/s1

National Placings:

	1	2	3	4	5	6	7	8	Points
USA	10	5	8	7	2+1=	3	4	2	228.5
GBR	2	4	3	1	1+1=	-	-	-	74.5
FRA	1	-	1=	2	3	1	1	1	41.5
CHN	1	2	1	-	2	1	-	2	41
CUB	-	2	-	3	-	1	2	1	37
RUS/ANA	1	2	1	-	-	1	-	-	31
JAM	1	1	-	-	1	1	2	3	29
GER	-	-	-	1	3	-	3	-	23
BAR	1	-	-	-	-	2	-	-	14
ESP	-	-	1=	-	-	1	2	-	12.5
CAN	-	-	-	2	-	-	1	-	12
HUN	-	-	1	-	-	1	-	-	9
FIN	-	1	-	-	-	-	-	-	7
URS	-	-	-	-	1	1	-	-	7
HAI	-	-	1	-	-	-	-	-	6
SVK	-	-	1	-	-	-	-	-	6
BRA	-	-	-	-	1	-	-	1	5

Men's 110 Metres Hurdles, continued									
National Placings									
	1	2	3	4	5	6	7	8	Points
AUS	-	-	-	-	1	-	-	-	4
SWE	-	-	-	-	1	-	-	-	4
CZE	-	-	-	-	-	1	-	-	3
LAT	-	-	-	-	-	1	-	-	3
UKR	-	-	-	-	-	1	-	-	3
BUL	-	-	-	-	-	-	1	-	2
BEL	-	-	-	-	-	-	-	1	1
CYP	-	-	-	-	-	-	-	1	1
RSA	-	-	-	-	-	-	-	1	1
Totals	17	17	16+2=	16	16+2=	16	16	13	606

400 Metres Hurdles Helsinki 1983

Final (Aug 9)

1, ¹²¹ Edwin Moses	USA	47.50
2, ¹⁷¹ Harald Schmid	FRG	48.61
3, ¹¹¹ Aleksandr Kharlov	URS	49.03
4, ¹⁸¹ Sven Nylander	SWE	49.06
5, ¹⁶¹ Andre Phillips	USA	49.24
6, ¹⁴¹ David Lee	USA	49.32
7, ¹³¹ Amadou Dia Bâ	SEN	49.61
8, ¹⁵¹ Ryszard Szparak	POL	49.78

Moses, one of the greatest track athletes in history, reached his peak in 1983. He was the most commanding of champions in Helsinki, winning by 10m from European Champion Schmid, who six years earlier had been the last man to beat the American. It was the 81st consecutive win in a final by Moses, who became the first Olympic gold medallist to win a world title.

The American (lane 2) ran a controlled first half before pulling clear around the second bend. Phillips looked set for a medal, but took the eighth hurdle badly and slipped out of contention. The winner ran the second half of the race with his left shoelace undone.

First round (First 2 & 6 fastest to semi-finals) (Aug 7)

Heat 1: 1, Phillips 50.44; 2, Tommelein 50.99; 3, Gary Oakes GBR 51.23; 4, Ian Newhouse CAN 51.45; 5, Meshak Munyoro KEN 53.25; 6, Paiwa Bogela PNG 54.68; Aleksandr Yatshevich URS DNF

Heat 2: 1, Kharlov 50.12; 2, Nylander 50.23; 3, Alonso 50.53; 4, Vladislav Pecan TCH 50.86; 5, István Takács HUN 50.97; 6, Peter Rwamuhanda UGA 50.99

Heat 3: 1, Lee 50.15; 2, Tomov 50.39; 3, Smith 50.64; 4, Thomas Futterknecht AUT 50.68; 5, António Ferreira BRA 50.76; 6, Stephen Sole GBR 51.80; 7, Ahmed Ghamen EGY 52.32

Heat 4: 1, Moses 49.54; 2, Ogidi 50.44; 3, Dia Bâ 50.59; 4, Demirev 50.62; 5, Greg Rolle BAH 50.92; 6, Rok Kopitar YUG 52.34; Carlos Azulay ESP DQ

Heat 5: 1, Schmid 49.99; 2, Szparak 50.09; 3, Meier 50.09; 4, Hamada 50.53; 5, Petter Hesselberg NOR 51.67; 6, Yorgos Vamvakas GRE 51.92; 7, David Charlton BAH 52.02

Semi-finals (First 4 to final) (Aug 8)

Heat 1: 1, Moses 48.11; 2, Phillips 48.99; 3, Dia Bâ 49.18; 4, Kharlov 49.75; 5, Ahmed Hamada BRN 50.04; 6, Franz Meier SUI 50.31; 7, Rik Tommelein BEL 50.54; Toma Tomov BUL DNF

Heat 2: 1, Schmid 48.57; 2, Lee 48.63; 3, Szparak 49.17; 4, Nylander 49.18; 5, Daniel Ogidi NGR 49.51; 6, José Alonso ESP 49.91; 7, Karl Smith JAM 49.99; 8, Krasimir Demirev BUL 50.91

Rome 1987

Final (Sep 1)

1, ¹³¹ Edwin Moses	USA	47.46
2, ¹⁴¹ Danny Harris	USA	47.48
3, ¹⁵¹ Harald Schmid	FRG	47.48
4, ¹⁶¹ Sven Nylander	SWE	48.37
5, ¹¹¹ Amadou Dia Bâ	SEN	48.37
6, ¹²¹ Henry Amike	NGR	48.63
7, ¹⁷¹ Kriss Akabusi	GBR	48.74
8, ¹⁸¹ José Alonso	ESP	49.46

Helsinki provided Moses with an opportunity to exhibit his crushing domination, but Rome saw the American retain his title by a thrillingly

narrow margin. Moses's win streak had been brought to an end by fellow American Harris the previous June. Schmid, meanwhile, had been in the form of his life, with two sub-48 clockings earlier in the summer.

Drawn inside his two great rivals in the final, Moses went off quickly and held a 2m lead from Schmid on the final bend. The American, 32 the day before, surged further ahead in the finishing straight. Harris drew level with Schmid and the two gained on Moses down the homestraight. It was clear that the American would not enjoy his usual margin of victory, but it was not until after the tenth hurdle that Schmid and Harris sensed they too had a chance to win. Their final touchdown times, according to IAF's scientific report, were Moses 42.15, Schmid 42.32 and Harris 42.42. Harris finished strongest, and the three crossed the finish line together.

At first sight, Moses looked the winner, but the television replay, which revealed the desperate dips of all three men, caused second thoughts. Finally the announcer confirmed the result, in which the first five placings were the same as at the Olympics in Los Angeles three years earlier. Moses was the only one to maintain only 13 strides between all the hurdles.

First round (First 2 & 4 fastest to semi-finals) (Aug 30)

Heat 1: 1, Moses 49.03; 2, Amike 49.56; 3, Yoshida 49.87; 4, Simon Kitur KEN 50.30; 5, Martin Gillingham GBR 50.64; 6, Michel Zimmermann BEL 50.70; 7, Pedro Chiamulera BRA 50.71; Victor Lima STP DNS

Heat 2: 1, Harris 48.74; 2, Robertson 49.73; 3, Ochako 49.86; 4, Gilles Vimbert FRA 50.34; 5, Thomas Futterknecht AUT 50.44; 6, Pablo Squella CHI 50.73; 7, Edgar Itt FRG 51.18; Prince Dowai SLE DNS

Heat 3: 1, Schmid 49.28; 2, Akabusi 49.36; 3, Vasilyev 49.99; 4, Joseph Maritim KEN 50.04; 5, Angelo Locci ITA 51.15; 6, Shigenori Ohmori JPN 51.20; 7, Rok Kopitar YUG 51.53; 8, Ilian Goldwasser ISR 52.54

Heat 4: 1, Nylander 49.95; 2, Dia Bâ 50.02; 3, Uwe Schmitt FRG 50.54; 4, Rik Tommelein BEL 50.63; 5, Jasem Al Dowaila KUW 50.97; 6, Krasimir Demirev BUL 51.07; 7, Jozef Kucej TCH 51.13; 8, Wilfredo Ferrer VEN 53.03

Heat 5: 1, Tomov 49.27; 2, Graham 49.34; 3, Alonso 49.42; 4, Randy Cox TTO 50.14; 5, Philippe Gonigam FRA 50.38; 6, Daniel Ogidi NGR 50.51; 7, Klaus Ehrle AUT 50.91; 8, Ahmed Ghamen EGY 51.35

Heat 6: 1, Nyberg 50.06; 2, Patrick 50.10; 3, John Graham CAN 50.23; 4, Greg Rolle BAH 50.63; 5, Stanislav Navesnak TCH 50.65; 6, Athanassis Kaloyiannis GRE 51.94; 7, Ken Gordon AUS 52.22

Semi-finals (First 4 to final) (Aug 31)

Heat 1: 1, Schmid 48.23; 2, Harris 48.24; 3, Nylander 48.46; 4, Amike 48.50; 5, David Patrick USA 48.56; 6, Winthrop Graham JAM 48.64; 7, Shem Ochako KEN 49.87; 8, Max Robertson GBR 49.90

Heat 2: 1, Moses 48.38; 2, Dia Bâ 48.53; 3, Akabusi 48.64; 4, Alonso 49.00; 5, Thomas Nyberg SWE 49.03; 6, Toma Tomov BUL 49.11; 7, Ryoichi Yoshida JPN 49.39; Aleksandr Vasilyev URS DNF

Tokyo 1991

Final (Aug 27)

1, ¹⁶¹ Samuel Matete	ZAM	47.64
2, ¹⁵¹ Winthrop Graham	JAM	47.74
3, ¹⁴¹ Kriss Akabusi	GBR	47.86
4, ¹⁷¹ Kevin Young	USA	48.01
5, ¹³¹ Danny Harris	USA	48.46
6, ¹¹¹ Derrick Adkins	USA	49.28
7, ¹²¹ Erick Keter	KEN	49.99
8, ¹⁸¹ Niklas Wallenlind	SWE	50.28

The United States' domination of this event was cracked by the rapid progress of Zambia's Samuel Matete, who just before the Tokyo World Championships had clocked the second-fastest time in history, 47.10. He was expected to contest the gold medal with Rome silver medallist Harris, but the preliminaries showed that Akabusi and Graham would also be strong factors.

In the final, Matete surprised everyone with an uncharacteristically fast start. He led down the back straight from Graham, Young and Harris. Into the finishing straight, Graham caught Matete. The two were two metres up from the American pair, who had been joined by Akabusi. Harris made a mistake at the ninth and fell back. Meanwhile, Matete got away from Graham to win by a metre. Akabusi outsprinted Young for the bronze.

The winner said that he had risked selection for Tokyo by missing the Zambian trials. He made it up with the authorities and carried the Zambian flag at the opening ceremony.

First round (First 2 and 6 fastest to semi-finals) (Aug 25)

Heat 1: 1, Harris 48.32; 2, Keter 48.62; 3, Mori 48.92; 4, Amadou Dia Bâ SEN 49.77; 5, Olaf Hense GER 50.44; 6, Pedro Rodrigues POR 50.50; 7, Marc Dollendorf BEL 51.45

Heat 2: 1, Akabusi 48.79; 2, Budko 49.26; 3, de Araujo 49.60; 4, Wallenlind 49.77; 5, Kazuhiko Yamazaki JPN 49.97; 6, Michael Grün GER 50.30; 7, Ghulam Abbas PAK 52.83

Heat 3: 1, Young 49.08; 2, Yego 49.59; 3, Chiamulera 49.67; 4, Yoshihiko Saito JPN 49.89; 5, Alain Cuyppers BEL 50.21; 6, Antonio Smith VEN 50.59; 7, Carsten Köhrbrück GER 50.88

Heat 4: 1, Graham 49.13; 2, Nylander 49.61; 3, Krasimir Demirev BUL 49.77; 4, Jozef Kucej TCH 49.93; 5, Paolo Bellino ITA 50.74; 6, Ahmed Ghamen EGY 50.98; 7, Sylvain Moreau FRA 51.26; 8, Zed Abo Hamed SYR 51.57

Heat 5: 1, Matete 49.13; 2, Adkins 49.40; 3, Karube 49.57; 4, Cordero 49.60; 5, Mark Jackson CAN 50.13; 6, Leigh Miller AUS 51.76; Gideon Biwott KEN DQ

Semi-finals (First 4 to final) (Aug 26)

Heat 1: 1, Harris 48.21; 2, Graham 48.31; 3, Adkins 49.37; 4, Wallenlind 49.81; 5, Eronilde de Araujo BRA 49.91; 6, Shunji Karube JPN 49.94; 7, Gideon Yego KEN 50.07; 8, Fabrizio Mori ITA 50.70

Heat 2: 1, Akabusi 47.91; 2, Matete 48.30; 3, Young 48.39; 4, Keter 48.47; 5, Vladimir Budko URS 49.53; 6, Sven Nylander SWE 49.59; 7, Domingo Cordero PUR 49.86; 8, Pedro Chiamulera BRA 50.02

Stuttgart 1993**Final (Aug 19)**

1, ¹⁶¹ Kevin Young	USA	47.18
2, ¹³¹ Samuel Matete	ZAM	47.60
3, ¹⁵¹ Winthrop Graham	JAM	47.62
4, ¹⁷¹ Stéphane Diagana	FRA	47.64
5, ¹⁴¹ Erick Keter	KEN	48.40
6, ¹²¹ Oleg Tverdokhle	UKR	48.71
7, ¹⁸¹ Derrick Adkins	USA	49.07
8, ¹¹¹ Barnabas Kinyor	KEN	49.23

The reputation of world record holder Young had been dented when he was beaten by both Matete and Graham before the championships. These three each won their respective semi-finals, but in the final it was a Frenchman, Diagana, who went off fastest. Aware that Graham and Matete possessed quick finishes, Young made a big effort between hurdles seven and eight. He came into the straight with a lead he held to the finish. For much of the finishing straight, Diagana was in second place before being caught by Graham and Matete. He wound up fourth in the fastest non-medal time ever.

"I shut them down with my left, I shut them down with my right. I'm the big daddy in the house," said the charismatic winner. "Seriously, this was a fun race for me."

First round (First 3 & 3 fastest to semi-finals) (Aug 16)

Heat 1: 1, Matete 48.49; 2, Cordero 49.55; 3, Saito 49.69; 4, Vorster 49.82; 5, Jean-Paul Bruwier BEL 50.05; 6, Jozef Kucej SVK 50.18; 7, Costas Pochanis CYP 50.77

Heat 2: 1, Keter 49.39; 2, Hense 49.64; 3, Katsuki 49.72; 4, Kocuvan 49.73; 5, Juan Vallin MEX 50.90; 6, Mark Thompson JAM 51.04; 7, Alex Foster CRC 53.13

Heat 3: 1, Diagana 48.90; 2, Cadogan 49.25; 3, Robinson 49.49; 4, Pedro Rodrigues POR 50.07; 5, Eronilde de Araujo BRA 50.81; 6, Mark Jackson CAN 51.15; Jean-Claude Yekpe BEN DNS

Heat 4: 1, Adkins 49.18; 2, Biwott 49.27; 3, Frinolli 49.42; 4, Dusan Kovács HUN 49.96; 5, Aleksey Bazarov ISR 50.08; 6, Vadim Zadoynov MDA 50.24; 7, Francisco Flores HON 53.79

Heat 5: 1, Pérez 49.74; 2, Tverdokhle 50.06; 3, Mori 50.10; 4, David Patrick USA 50.32; 5, Fadhel Khayatti TUN 50.60; 6, Marek Helinurm EST 50.73; 7, Livingstone Roach SKN 53.38

Heat 6: 1, Young 49.15; 2, Kinyor 49.39; 3, Karube 49.80; 4, Hamadou Mbaye SEN 50.05; 5, Abdelhak Lahlali MAR 51.19; 6, Igor Kurochkin BLR 51.45; 7, Oscar Pitillas ESP 52.15

Heat 7: 1, Graham 49.30; 2, Wallenlind SWE 49.68; 3, Nylander SWE 49.70; 4, Dollendorf BEL 49.90; 5, Zeid Abou Hamed SYR 49.96; 6, Vesa-Pekka Pihlavisto FIN 51.05; 7, Chanond Kenchan THA 51.37

Semi-finals (First 2 & 2 fastest to final) (Aug 17)

Heat 1: 1, Graham 48.09; 2, Adkins 48.51; 3, Tverdokhle 48.62; 4, Kinyor 49.06; 5, Sven Nylander SWE 49.21; 6, Dries Vorster RSA 49.52; 7, Gary Cadogan GBR 49.59; 8, Hidekazu Katsuki JPN 49.72

Heat 2: 1, Matete 48.18; 2, Keter 48.24; 3, Fabrizio Mori ITA 49.23; 4, José Pérez CUB 49.34; 5, Yoshihiko Saito JPN 49.43; 6, Marc Dollendorf BEL 49.93; 7, Olaf Hense GER 50.05; 8, Niklas Wallenlind SWE 50.40

Heat 3: 1, Young 47.99; 2, Diagana 48.50; 3, Giorgio Frinolli ITA 49.22; 4, Shunji Karube JPN 49.31; 5, Rohan Robinson AUS 49.36; 6, Gideon Biwott KEN 49.42; 7, Domingo Cordero PUR 49.62; 8, Miro Kocuvan SLO 49.71

Gothenburg 1995**Final (Aug 10)**

1, ¹⁴¹ Derrick Adkins	USA	47.98
2, ¹³¹ Samuel Matete	ZAM	48.03
3, ¹⁶¹ Stéphane Diagana	FRA	48.14
4, ¹⁷¹ Ruslan Mashchenko	RUS	48.83
5, ¹⁵¹ Sven Nylander	SWE	48.84
6, ¹²¹ Ken Harnden	ZIM	48.89
7, ¹⁸¹ Kazuhiko Yamazaki	JPN	49.22
8, ¹¹¹ Eronilde de Araújo	BRA	49.86

It wasn't quite as exciting as the epic 1987 final, but once again three men raced almost level down the finishing straight in the final. Adkins (lane 4), contesting his third world final, started quickest and withstood challenges from former champion Matete (3) and European record holder Diagana (6). Despite labouring over the final hurdle and dipping early, he held on to win by 0.05.

"I may have gone out a little too fast because I was running out of energy at the end of the race," admitted Adkins, "I was very worried."

The race provided one of the highlights for the home crowd – Nylander's fifth place in his third world final.

First round (First 2 & 2 fastest to semi-finals) (Aug 7)

Heat 1: 1, Mori 49.37; 2, Harnden 49.65; 3, Niklas Wallenlind SWE 49.91; 4, Stephan Striezel GER 51.65; 5, Juan Vallin MEX 51.96; 6, Ibou Faye SEN 52.20; Salvador Vila ESP DQ (Tr22.6); Oleg Tverdokhle UKR DNF

Heat 2: 1, Diagana 49.16; 2, Terry 49.43; 3, Carlos Silva POR 49.53; 4, Patrick Ottoz ITA 49.65; 5, Iñigo Monréal ESP 50.30; 6, Barnabas Kinyor KEN 50.91; Chanont Keanchan THA DQ (Tr22.6)

Heat 3: 1, Graham 49.15; 2, Keter 49.27; 3, Kovács 49.30; 4, Rohan Robinson AUS 49.63; 5, Yoshihiko Saito JPN 49.91; 6, Hadi Al-Somaily KSA 50.54; 7, Jean-Paul Bruwier BEL 50.96; Gary Jennings GBR DQ (Tr17.3.1)

Heat 4: 1, Ottoz 48.90; 2, Nylander 49.10; 3, Miro Kocuvan SLO 49.45; 4, Jozef Kucej SVK 50.00; 5, Michael Kaul GER 50.23; 6, Vadim Zadoynov MDA 50.24; 7, Domingo Cordero PUR 50.42; 8, Judex Lefou MRI 51.46

Heat 5: 1, de Araújo 48.84; 2, Karube 49.07; 3, Gennadiy Gorbenko UKR 49.44; 4, Ryan Hayden USA 49.77; 5, Simon Hollingsworth AUS 50.66; 6, Hamadou Mbaye SEN 52.13; 7, Eric Krings GUA 53.78; Petteri Pulkkinen FIN DQ (Tr22.6)

Heat 6: 1, Yamazaki 48.37; 2, Matete 48.45; 3, Mashchenko 48.47; 4, Niklas Eriksson SWE 49.33; 5, Paweł Januszewski POL 49.43; 6, Oscar Pitillas ESP 51.28; 7, Muhammed Amin PAK 52.22; 8, Ilir Xhanari ALB 52.61

Heat 7: 1, Adkins 48.86; 2, Pérez 50.32; 3, Marc Dollendorf BEL 50.47; 4, Jimmy Coco FRA 50.80; 5, Olaf Hense GER 52.35; Gideon Biwott KEN DQ (Tr17.3.1); Gary Cadogan GBR DQ (Tr22.6)

Semi-finals (First 4 to final) (Aug 8)

Heat 1: 1, Adkins 48.25; 2, Diagana 48.37; 3, Mashchenko 48.75; 4, de Araújo 48.85; 5, Erick Keter KEN 49.53; 6, José Pérez CUB 50.20; Fabrizio Mori ITA & Shunji Karube JPN DQ (Tr22.6)

Heat 2: 1, Matete 48.50; 2, Nylander 48.53; 3, Yamazaki 48.64; 4, Harnden 48.73; 5, Laurent Ottoz ITA 48.94; 6, Octavius Terry USA 49.49; 7, Dusán Kovács HUN 49.57; Winthrop Graham JAM DQ (Tr22.6)

Athens 1997**Final (Aug 4)**

1, ¹⁶¹ Stéphane Diagana	FRA	47.70
2, ¹¹¹ Llewellyn Herbert	RSA	47.86
3, ¹³¹ Bryan Bronson	USA	47.88
4, ¹⁴¹ Fabrizio Mori	ITA	48.05
5, ¹⁸¹ Samuel Matete	ZAM	48.11
6, ¹⁵¹ Ruslan Mashchenko	RUS	48.62
7, ¹⁷¹ Dinsdale Morgan	JAM	49.06
8, ¹²¹ Jiří Mužik	CZE	49.51

The advantage of having a World Championships only a year after the Olympics is that athletes who failed for whatever reason to make their mark in the Games have a quick opportunity to make amends. Diagana was such an athlete. The European record holder, who had to miss Atlanta with a stress fracture in his right foot, had the knack of peaking just right for major championships and here he timed it perfectly. His season's best before Athens was 48.44 but when it really mattered he won his semi-final in 48.14 and the final in 47.70 ahead of two men who had beaten him the previous month, Herbert and Bronson. Herbert, only 20, set a South African record of 47.86 from lane one to

pip the American favourite. Among other national record breakers were Mori of Italy and a newcomer to the event, Mužik of the Czech Republic. Defending champion and Olympic gold medallist Adkins failed to reach the final.

First round (First 3 & 3 fastest to semi-finals) (Aug 2)

Heat 1: 1, Herbert 49.23; 2, Al-Nubi 49.39; 3, Weakley 49.52; 4, Marc Dollendorf BEL 49.66; 5, Tom McGuirk IRL 49.93; 6, Niklas Eriksson SWE 50.25; 7, Siniša Peša YUG 50.65

Heat 2: 1, Mori 48.93; 2, Soucek 49.08; 3, Saito 49.52; 4, Jean-Paul Bruwier BEL 49.56; 5, Gary Jennings GBR 49.84; 6, Vladislav Shiryayev RUS 49.95; 7, Hubert Rakotombelontsoa MAD 52.29

Heat 3: 1, Matete 48.43; 2, Mužik 48.56; 3, Morgan 49.34; 4, S'dad 49.50; 5, Chris Rawlinson GBR 49.72; 6, Nabil Selmi ALG 50.45; 7, Abdulla Sabt UAE 51.51

Heat 4: 1, Karube 48.63; 2, Woody 48.89; 3, Archer 49.11; 4, Hamed 49.21; 5, Januszewski 49.29; 6, Willi Smith NAM 51.12; 7, Domingo Cordero PUR 52.26

Heat 5: 1, Mashchenko 48.93; 2, Adkins 49.23; 3, Zadoynov 49.49; 4, Laurent Ottoz ITA 49.69; 5, Egils Tebelis LAT 50.42; Miro Kocuvan SLO DNF; (5), Pascal Maran FRA DQ (ADr10.1) (50.82)

Heat 6: 1, Diagana 49.34; 2, Harnden 49.42; 3, Yamazaki 49.47; 4, Octavius Terry USA 49.84; 5, Kenneth Enyiazu NGR 50.12; 6, Cleverson da Silva BRA 50.63; 7, Hefeny Ibrahim EGY 50.70; Ilir Khani ALB DNF

Heat 7: 1, Bronson 48.84; 2, Kovács 48.99; 3, Saber 49.11; 4, Jimmy Cocco FRA 49.64; 5, Carlos Zbinden CHI 50.42; 6, Rohan Robinson AUS 51.67; 7, Lambros Zervakos GRE 52.94

Semi-finals (First 2 & 2 fastest to final) (Aug 3)

Heat 1: 1, Diagana 48.14; 2, Herbert 48.31; 3, Matete 48.44; 4, Mubarak Al-Nubi QAT 48.84; 5, Joey Woody USA 49.14; 6, Ian Weakley JAM 49.98; 7, Mustapha S'dad MAR 50.78; Kazuhiko Yamazaki JPN DNF

Heat 2: 1, Mashchenko 48.54; 2, Morgan 48.56; 3, Shunji Karube JPN 48.81; 4, Paweł Januszewski POL 48.94; 5, Derrick Adkins USA 48.95; 6, Lukás Soucek CZE 49.09; 7, Zid Abou Hamed AUS 49.12; 8, Ashraf Saber ITA 49.36

Heat 3: 1, Bronson 47.83; 2, Mori 48.17; 3, Mužik 48.27; 4, Dusan Kovács HUN 48.45; 5, Ken Harnden ZIM 48.82; 6, Yoshihiko Saito JPN 49.60; 7, Vadim Zadoynov MDA 50.07; 8, Kareem Archer JAM 50.76

Seville 1999

Final (Aug 27)

1, ¹³¹	Fabrizio Mori	ITA	47.72
2, ¹⁴¹	Stéphane Diagana	FRA	48.12
3, ¹⁷¹	Marcel Schelbert	SUI	48.13
4, ¹⁸¹	Eronilde de Araújo	BRA	48.13
5, ¹⁵¹	Paweł Januszewski	POL	48.19
6, ¹⁶¹	Joey Woody	USA	48.77
7, ¹²¹	Dinsdale Morgan	JAM	48.92
8, ¹¹¹	Torrance Zellner	USA	49.06

The year's top three men didn't even make it to the semis. Injury prevented the fastest (Llewellyn Herbert) and third quickest (Chris Rawlinson) performers of the year from competing. Then in the final heat, US Champion Taylor was eliminated after mistakenly believing the first three qualified when it was actually first two. There was another shock in the semis when Athens fourth-placer Mori was disqualified for a lane infringement, then reinstated.

Defending champion Diagana put up a stout defence of his title and led for much of the race. Then Mori employed his usual fast finish, racing through to victory in the Italian record of 47.72. A protest about him again running out of lane in this race was not upheld. Despite hitting the last hurdle Diagana salvaged second, just 1/100th ahead of Swiss revelation Schelbert.

First round (First 2 & 2 fastest to semi-finals) (Aug 24)

Heat 1: 1, Yamazaki 49.08; 2, Bédi 49.38; 3, Periklís Iakovákis GRE 49.53; 4, Ken Harnden ZIM 49.72; 5, Cleverson da Silva BRA 49.98; 6, Vadim Zadoynov MDA 50.14; 7, Zaher Al-Najem SYR 50.35; Chen Tien-Wen TPE DQ (Tr17.3.1)

Heat 2: 1, Matete 48.90; 2, Silva 49.02; 3, Miro Kocuvan SLO 49.63; 4, Felix Sánchez DOM 49.67; 5, Tan Chunhua CHN 50.10; 6, Alexandre Marchand CAN 50.30; 7, Ashok Jayasundara SRI 51.70

Heat 3: 1, Mori 49.07; 2, Januszewski 49.21; 3, Mužik 49.40; 4, Pedro Rodrigues POR 49.97; 5, Siniša Peša YUG 50.40; 6, Curt Young PAN 51.48

Heat 4: 1, Morgan 48.99; 2, Heusse 49.82; 3, Hadi Al-Somaily KSA 49.88; 4, Darko Juričić CRO 49.96; 5, Jeff Ellis CAN 50.77; 6, Zid Abou Hamed AUS 50.85

Heat 5: 1, Diagana 48.55; 2, de Araújo 48.81; 3, Zellner 48.97; 4, Hideaki Kawamura JPN 49.66; 5, Raymond Monte CAN 50.75; 6, Ivan Wakit PNG 52.55; Costas Pochanis CYP DNF

Heat 6: 1, Schelbert 48.66; 2, Woody 49.18; 3, Ibou Faye SEN 49.48; 4, Shunji Karube JPN 49.52; 5, Mustapha S'dad MAR 49.64; 6, Anthony Borsumato GBR 50.05

Heat 7: 1, Thompson 49.17; 2, Goller 49.52; 3, Angelo Taylor USA 49.58; 4, Paul Gray GBR 50.15; 5, Vladislav Shiryayev RUS 50.34; 6, Victor Houston BAR 50.57; 7, Asha Ram Chaudhary NEP 53.87

Semi-finals (First 3 & 2 fastest to final) (Aug 25)

Heat 1: 1, Woody 48.55; 2, Januszewski 48.63; 3, Schelbert 48.80; 4, Kemel Thompson JAM 48.95; 5, Jiří Mužik CZE 49.17; 6, Samuel Matete ZAM 49.28; 7, Kazuhiko Yamazaki JPN 49.46; 8, Jean Laurent Heusse FRA 50.17

Heat 2: 1, Diagana 48.18; 2, Mori 48.29; 3, de Araújo 48.41; 4, Zellner 48.53; 5, Morgan 48.71; 6, Tibor Bédi HUN 49.00; 7, Carlos Silva POR 49.45; 8, Thomas Goller GER 49.89

Edmonton 2001

Final (Aug 10)

1, ¹⁵¹	Felix Sánchez	DOM	47.49
2, ¹⁴¹	Fabrizio Mori	ITA	47.54
3, ¹³¹	Dai Tamesue	JPN	47.89
4, ¹¹¹	Hadi Al-Somaily	KSA	47.99
5, ¹⁶¹	Chris Rawlinson	GBR	48.54
6, ¹⁷¹	Paweł Januszewski	POL	48.57
7, ¹⁸¹	Jiří Mužik	CZE	49.07
¹²¹	Boris Gorban	RUS	DQ (Tr22.6) (48.27)

Angelo Taylor's World Championship jinx struck again. The reigning Olympic Champion almost fell over the final hurdle in his semi and was eliminated, and for the first time, no American qualified for the final of a senior global 400m hurdles championship.

In the final the small Japanese Tamesue impressed most down the backstraight. Around the last bend Al-Somaily held a slight lead and was just ahead of Tamesue at the 8th and 9th barriers. Then Sánchez (lane 5) and defending champion Mori (lane 4) came through, each with strong finishes. It was Sánchez, with a flashing red band on his right wrist, who prevailed, winning the Dominican Republic's first World Championship medal.

First round (First 3 & 6 fastest to semi-finals) (Aug 7)

Heat 1: 1, Mori 49.29; 2, Weakley 49.40; 3, Gorban 49.60; 4, Edivaldo Monteiro POR 50.42; 5, Hideaki Kawamura JPN 50.61; 6, Hariyan Ratnayake SRI 51.28; Du'aine Thorne Ladejo GBR DNS

Heat 2: 1, Sánchez 48.64; 2, S'dad 48.96; 3, Januszewski 49.33; 4, Rodríguez 49.51; 5, Davis 49.93; 6, Young 50.17; 7, Hani Al-Mourhej SYR 50.69

Heat 3: 1, Tamesue 49.45; 2, Araújo 50.16; 3, Carter 50.41; 4, Alain Rohr SUI 50.50; 5, Marnus Kritzingner RSA 51.20; 6, Mowen Boino PNG 51.82; Chen Tien-Wen TPE DQ (Tr22.6)

Heat 4: 1, Gardner 49.29; 2, Taylor 49.39; 3, Mashchenko 49.50; 4, Borsumato 49.65; 5, Ibou Faye SEN 50.26; 6, Monté Raymond CAN 50.71; Gennadiy Gorbenko UKR DNF

Heat 5: 1, Rawlinson 49.38; 2, Plawgo 49.75; 3, Watts 49.86; 4, Myburgh 49.96; 5, Stephan Tesarik CZE 50.30; 6, Ken Yoshizawa JPN 50.32; 7, Iain Harnden ZIM 51.67

Heat 6: 1, Al-Somaily 49.42; 2, Mužik 49.65; 3, Iakovákis 49.86; 4, Rakotoarimaindy 50.08; 5, Llewellyn Herbert RSA 50.28; 6, Roberto Cortes ESA 53.61; Viktors Lācis LAT DNF

Semi-finals (First 2 & 2 fastest to final) (Aug 8)

Heat 1: 1, Mori 48.49; 2, Al-Somaily 48.64; 3, Ian Weakley JAM 49.04; 4, Angelo Taylor USA 49.23; 5, Ruslan Mashchenko RUS 49.32; 6, Anthony Borsumato GBR 49.48; 7, Yvon Rakotoarimaindy MAD 49.81; 8, Iván Rodríguez ESP 49.92

Heat 2: 1, Rawlinson 48.27; 2, Gorban 48.50; 3, Mužik 48.53; 4, Calvin Davis USA 48.99; 5, Periklís Iakovákis GRE 49.38; 6, Neil Gardner JAM 49.57; 7, Marek Plawgo POL 49.80; 8, Alwyn Myburgh RSA 50.34

Heat 3: 1, Sánchez 48.07; 2, Tamesue 48.10; 3, Januszewski 48.40; 4, Mustapha S'dad MAR 49.14; 5, James Carter USA 49.38; 6, Mario Watts JAM 49.96; 7, Blair Young AUS 50.21; 8, Eronilde de Araújo BRA 51.23

Paris 2003

Final (Aug 29)

1, ¹⁵¹	Felix Sánchez	DOM	47.25
2, ¹⁶¹	Joey Woody	USA	48.18
3, ¹⁴¹	Periklís Iakovákis	GRE	48.24
4, ¹⁷¹	Danny McFarlane	JAM	48.30
5, ¹³¹	Kemel Thompson	JAM	48.51
6, ¹²¹	Chris Rawlinson	GBR	48.90
7, ¹¹¹	Mubarak Al-Nubi	QAT	52.64
8, ¹⁸¹	Llewellyn Herbert	RSA	72.10

Sánchez had been unbeaten since before his Edmonton win and so was one of the biggest favourites in Paris. In his semi-final he appeared to ease off in mid-race before storming through with the day's quickest time of 48.16. In the final Sánchez did not hold back. He was 5m ahead by the eighth barrier and went on to win by a Moses-like margin of 0.93. His time of 47.25 was the 10th-fastest ever. It looked as if Herbert might repeat his 1997 silver, but the South African fell at the 10th.

First round (First 3 & 9 fastest to semi-finals) (Aug 26)

Heat 1: 1, Iakovákis 48.76; 2, Thomas 48.87; 3, Diagana 49.00; 4, Tamesue 49.45; 5, Ari-Pekka Lattu FIN 50.19; 6, Adam Kunkel CAN 50.68; 7, Michael Aguilar BIZ 51.33

Heat 2: 1, Woody 48.53; 2, Rawlinson 48.73; 3, Al-Nubi 48.90; 4, Gorban 49.07; 5, Keita 49.08; 6, Rodríguez 49.37; 7, Edivaldo Monteiro POR 50.21; 8, Chen Tien-Wen TPE 51.42

Heat 3: 1, Thompson 48.63; 2, Mužík 48.88; 3, Myburgh 48.92; 4, Al-Somaily 48.97; 5, Borsumato 49.16; 6, Jakobsson 49.40; 7, Yacnier Luis CUB 49.73

Heat 4: 1, Sánchez 48.43; 2, Griffiths 48.75; 3, Cilliers 49.17; 4, Maillard 49.25; 5, Cédric El-Idrissi SUI 50.04; 6, Ken Yoshizawa JPN 50.34; 7, Bayano Kamani PAN 51.18

Heat 5: 1, Herbert 48.55; 2, McFarlane 48.86; 3, Meleshenko 48.95; 4, Tesarik 49.09; 5, Victor Okorie NGR 49.66; Bershawn Jackson USA DQ (Tr22.6) (48.86); Ibrahima Maïga MLI DQ (Tr22.6) (51.81)

Semi-finals (First 2 & 2 fastest to final) (Aug 27)

Heat 1: 1, Iakovákis 48.17; 2, Woody 48.24; 3, McFarlane 48.35; 4, Al-Nubi 48.53; 5, Stéphane Diagana FRA 48.64; 6, Boris Gorban RUS 49.62; 7, Mikael Jakobsson SWE 50.06; Anthony Borsumato GBR DNF

Heat 2: 1, Sánchez 48.16; 2, Rawlinson 48.56; 3, Dean Griffiths JAM 48.64; 4, Yevgeniy Meleshenko KAZ 48.84; 5, Alwyn Myburgh RSA 48.98; 6, Štěpán Tesarik CZE 49.23; 7, Dai Tamesue JPN 49.37; 8, Naman Keita FRA 49.57

Heat 3: 1, Thompson 48.33; 2, Herbert 48.60; 3, Jiří Mužík CZE 48.82; 4, Eric Thomas USA 49.00; 5, Hadi Al-Somaily KSA 49.25; 6, Ockert Cilliers RSA 49.32; 7, Iván Rodríguez ESP 50.06; 8, Sébastien Maillard FRA 50.70

Helsinki 2005

Finals (Aug 9)

1, ¹⁶¹ Bershawn Jackson	USA	47.30
2, ¹³¹ James Carter	USA	47.43
3, ¹⁷¹ Dai Tamesue	JPN	48.10
4, ¹¹¹ Kerron Clement	USA	48.18
5, ¹⁸¹ Naman Keita	FRA	48.28
6, ¹⁴¹ LJ van Zyl	RSA	48.54
7, ¹⁵¹ Bayano Kamani	PAN	50.18
¹²¹ Felix Sánchez	DOM	DNF

The race was held in appalling conditions, Tamesue was away fastest in the final, and led through to the eighth hurdle, with van Zyl, and then Jackson and Carter, his closest rivals. Jackson and Carter battled evenly to the 10th barrier, but Jackson's quickness overcame Carter's strength on the run-in. Tamesue, fighting all the way to the line, took the bronze from Clement, who again had faltered just before the final hurdle. The winning time of 47.30 was exceptional in view of the heavy rain and strong winds which blighted the Helsinki World Championships on this night and others.

Defending champion Sánchez failed to finish, but his 48.24 semi-final was a minor miracle, as a series of injuries had rendered him unable to walk three weeks earlier.

First round (First 4 & 4 fastest to semi-finals) (Aug 6)

Heat 1: 1, Clement 48.98; 2, McFarlane 49.37; 3, de Villiers 49.81; 4, Luis 49.96; 5, Duma 50.04; 6, Ibrahima Maïga MLI 50.62; 7, Kurt Couto MOZ 52.04

Heat 2: 1, Thompson 49.33; 2, Keita 49.58; 3, Carabelli 49.87; 4, Narisako 49.87; 5, Lattu 50.23; 6, Mikael Jakobsson SWE 50.35

Heat 3: 1, Jackson 49.34; 2, Sánchez 49.47; 3, Meleshenko 49.67; 4, Herbert 49.98; 5, Hierrezuelo 50.13; 6, Rodríguez 50.22; 7, Aleksey Pogorelov KGZ 53.44

Heat 4: 1, Iakovákis 49.22; 2, van Zyl 49.35; 3, Williams 49.73; 4, Griffiths 49.79; 5, O'Neil Wright LBR 50.90; Jiří Mužík CZE DQ (Tr22.6) (52.21)

Heat 5: 1, Carter 49.05; 2, Tamesue 49.17; 3, Kamani 49.18; 4, Al-Somaily 49.70; 5, Ákos Dezső HUN 51.36; 6, Aleki Toetu'u Sapoi TGA 56.06; Edivaldo Monteiro POR DNF

Semi-finals (First 2 & 2 fastest to final) (Aug 7)

Heat 1: 1, Carter 47.78; 2, Kamani 47.84; 3, Sánchez 48.24; 4, Tamesue 48.46; 5, Ter de Villiers RSA 49.75; 6, Dean Griffiths JAM 49.89; 7, Iván Rodríguez ESP 49.97; 8, Christian Duma GER 50.25

Heat 2: 1, van Zyl 48.16; 2, Clement 48.49; 3, Kenji Narisako JPN 49.00; 4, Yevgeniy Meleshenko KAZ 49.22; 5, Danny McFarlane JAM 49.41; 6, Rhys Williams GBR 49.67; 7, Ari-Pekka Lattu FIN 49.81; Yacnier Luis CUB DQ (Tr22.6)

Heat 3: 1, Jackson 48.19; 2, Keita 48.60; 3, Kemel Thompson JAM 48.64; 4, Hadi Al-Somaily KSA 49.09; 5, Periklís Iakovákis GRE 49.28; 6, Sergio Hierrezuelo CUB 49.66; 7, Gianni Carabelli ITA 49.77; 8, Llewellyn Herbert RSA 50.69

Osaka 2007

Final (Aug 28)

1, ¹⁴¹ Kerron Clement	USA	47.61
2, ¹⁵¹ Felix Sánchez	DOM	48.01
3, ¹⁷¹ Marek Plawgo	POL	48.12
4, ¹⁶¹ James Carter	USA	48.40
5, ¹⁹¹ Danny McFarlane	JAM	48.59
6, ¹²¹ Periklís Iakovákis	GRE	49.25
7, ¹⁸¹ Derrick Williams	USA	52.97
¹³¹ Adam Kunkel	CAN	DNF

Former champion Sánchez signalled his comeback with a win in the second semi in 48.35, though the main story of the race was the elimination of defending champion Jackson who hit the last hurdle while leading, and stumbled out of contention.

Plawgo and Carter were the early leaders in the final, but Clement took over at the fourth hurdle, and led by four metres by the eighth. Despite chopping his stride and running 17 strides between barriers for the last two hurdles, Clement still had two metres margin at the final barrier, and he won by three. Sánchez edged into second place after the eighth hurdle, and held off Plawgo to win the silver medal with his fastest time for three years. Plawgo set a national record in third place, while Carter, in contention for a medal, faded over the last 50m. Clement's win was no surprise, but that he managed to run 47.61 while making so many errors gave cause for speculation that he could be capable of improving Kevin Young's 15 year-old world record.

First round (First 4 & 4 fastest to final) (Aug 25)

Heat 1: 1, Williams 49.65; 2, Plawgo 49.66; 3, Meng 49.66; 4, LJ van Zyl RSA 49.71; 5, Raphael Fernandes BRA 50.33; 6, Allan Ayala GUA 52.26; 7, Jonni Lowe HON 52.66; (1,) Naman Keita FRA DQ (ADr10.8) (49.45)

Heat 2: 1, Carter 49.52; 2, Kamani 49.67; 3, Carabelli 49.81; 4, Meleshenko 49.94; 5, Kurt Couto MOZ 50.06; 6, Masahira Yoshikata JPN 50.59; Alwyn Myburgh RSA DNF

Heat 3: 1, McFarlane 48.91; 2, Clement 49.07; 3, Culson 49.09; 4, Monteiro 49.66; 5, Derevyagin 49.66; 6, Dai Tamesue JPN 49.67; 7, Dale Garland GBR 49.98

Heat 4: 1, Kunkel 49.03; 2, Iakovákis 49.10; 3, de Villiers 49.24; 4, Bellaabouss 49.51; 5, Williams 49.61; 6, Mowen Boino PNG 52.45; Markino Buckley JAM DNF

Heat 5: 1, Sánchez 48.70; 2, Jackson 48.87; 3, Narisako 48.92; 4, Phillips 49.38; 5, Maïga 49.55; 6, Abraham 49.64; 7, José María Romera ESP 50.82; 8, Haq Nawaz PAK 51.72

Semi-finals (First 2 & 2 fastest to final) (Aug 26)

Heat 1: 1, Plawgo 48.18; 2, Carter 48.30; 3, McFarlane 48.32; 4, Williams 48.43; 5, Kenji Narisako JPN 48.44; 6, Fadil Bellaabouss FRA 49.17; 7, Joseph G. Abraham IND 49.51; 8, Yevgeniy Meleshenko KAZ 49.56

Heat 2: 1, Sánchez 48.35; 2, Iakovákis 48.44; 3, Bershawn Jackson USA 48.95; 4, Aleksandr Derevyagin RUS 49.11; 5, Edivaldo Monteiro POR 49.31; 6, Pieter de Villiers RSA 49.37; 7, Javier Culson PUR 49.64; 8, Meng Yan CHN 49.70

Heat 3: 1, Clement 48.60; 2, Kunkel 48.66; 3, Bayano Kamani PAN 49.13; 4, Isa Phillips JAM 49.47; 5, Jonathan Williams BIZ 49.77; 6, Gianni Carabelli ITA 50.35; 7, Ibrahim Maïga MLI 51.24; (4,) Naman Keita FRA DQ (ADr10.8) (49.16)

Berlin 2009

Final (Aug 18)

1, ¹³¹ Kerron Clement	USA	47.91
2, ¹⁸¹ Javier Culson	PUR	48.09
3, ¹⁵¹ Bershawn Jackson	USA	48.23
4, ¹²¹ Jehue Gordon	TTO	48.26
5, ¹⁷¹ Periklís Iakovákis	GRE	48.42
6, ¹¹¹ Danny McFarlane	JAM	48.65
7, ¹⁶¹ David Greene	GBR	48.68
8, ¹⁴¹ Felix Sánchez	DOM	50.11

The biggest surprise in the heats was the non-qualification of Taylor. The Olympic Champion – restricted from training by hamstring problems – ran 49.64 to miss qualifying by 0.12. Fastest in the heats was defending champion Clement who ran 48.39 ahead of 37 year-old McFarlane (48.65) and 17 year-old Gordon, who improved from 49.45 to 48.66. Clement was again quickest in the semi-finals, clocking 48.00 ahead of Sánchez in the first race, while the other two central lanes for the final were gained by Jackson and Greene.

The line-up in the final included all the decade's World Champions. Clement started quickly, while Sánchez hit the first hurdle hard and immediately was out of contention. By the fifth, Clement was ahead of Culson by a metre. Across the 8th, Clement led by 3m from Culson, Gordon and Iakovákis, with McFarlane inches behind, and Jackson a metre further back. Jackson closed fast and caught Gordon in the last 5m, but couldn't reach Culson. The tall (1.98) Puerto Rican set a national record of 48.09 behind Clement. Gordon set a national record and world age-17 best of 48.26 seconds, becoming the second fastest Trinidadian born hurdler ever – after Clement, who was the only one to run 13 strides between every hurdle.

First round (First 3 & 4 fastest to semi-finals) (Aug 15)

Heat 1: 1, Phillips 48.99; 2, Iakovákis 49.12; 3, Dutch 49.38; 4, Silva 49.51; 5, Kenji Narisako JPN 49.60; 6, Stanislav Melnykov UKR 50.41; 7, Mahau Sugimachi BRA 51.05; 8, Jussi Heikkilä FIN 51.42

Heat 2: 1, Culson 49.27; 2, Jackson 49.34; 3, Yoshida 49.45; 4, Thomas 49.53; 5, Rhys Williams GBR 49.88; 6, Ibrahim Maïga MLI 51.70; Héni Kechi FRA & Josef Robertson JAM DQ (Tr22.6)

Heat 3: 1, Clement 48.39; 2, McFarlane 48.65; 3, Gordon 48.66; 4, Sánchez 48.76; 5, Cisneros 49.27; 6, Michaël Bultheel BEL 49.67; 7, Jonathan Williams BIZ 52.41; Joseph G. Abraham IND DQ (Tr22.6)

Heat 4: 1, Greene 48.76; 2, van Zyl 49.48; 3, Cole 49.63; 4, Angelo Taylor USA 49.64; 5, Fadil Bellaabouss FRA 49.73; 6, Aleksandr Derevyagin RUS 49.83; Kurt Couto MOZ DQ (Tr22.6); Ali Obaid Shirook UAE DNF

Semi-finals (First 3 & 2 fastest to final) (Aug 16)

Heat 1: 1, Clement 48.00; 2, Sánchez 48.34; 3, Culson 48.43; 4, McFarlane 48.49; 5, Gordon 48.77; 6, LJ van Zyl RSA 48.80; 7, Andrés Silva URU 49.34; 8, Brendan Cole AUS 49.92

Heat 2: 1, Jackson 48.23; 2, Greene 48.27; 3, Iakovákis 48.73; 4, Isa Phillips JAM 48.93; 5, Omar Cisneros CUB 49.21; 6, Johnny Dutch USA 49.28; 7, Tristan Thomas AUS 49.76; 8, Kazuaki Yoshida JPN 50.34

Daegu 2011

Final (Sep 1)

1, ¹⁶¹ David Greene	GBR	48.26
2, ¹³¹ Javier Culson	PUR	48.44
3, ¹⁸¹ LJ van Zyl	RSA	48.80
4, ¹⁷¹ Felix Sánchez	DOM	48.87
5, ¹⁴¹ Cornel Fredericks	RSA	49.12
6, ¹⁵¹ Bershawn Jackson	USA	49.24
7, ¹¹¹ Angelo Taylor	USA	49.31
8, ¹²¹ Aleksandr Derevyagin	RUS	49.32

There was first a faulty start, then after the finalists went to their marks for a second time, Taylor was given an official warning for taking too much time. In spite of that penalty, the American was off quickly, but Culson was in front by hurdle three, with van Zyl just behind. The Puerto Rican maintained the lead until the eighth when the South African caught him. Just over a metre behind them were Taylor, Jackson, Greene and Sánchez, who had struck the first hurdle heavily. The Briton was the strongest of the chasing quartet and caught Culson off the last hurdle to win by half a metre.

First round (First 4 & 4 fastest to semi-finals)

Heat 1: 1, Greene 48.52; 2, Fredericks 48.52; 3, Fleischhauer 48.72; 4, Bekrić 49.67; 5, Cisneros 49.69; 6, Suguimati 49.74

Heat 2: 1, van Zyl 48.58; 2, Phillips 48.64; 3, Sánchez 48.74; 4, Clement 48.91; 5, Kosgei 49.49; 6, Jorge Paula POR 49.82; 7, Jamele Mason PUR 49.98

Heat 3: 1, Culson 48.95; 2, Taylor 49.38; 3, Derevyagin 49.43; 4, Silva 49.48; 5, Kishimoto 49.51; 6, Li Zhilong CHN 50.44; 7, Lee Seung-Yun KOR 52.98

Heat 4: 1, Jackson 49.82; 2, Gordon 49.90; 3, Robertson 50.29; 4, Green 50.39; 5, Cheng Wen CHN 50.51; 6, Kenneth Medwood BIZ 51.19; 7, Takatoshi Abe JPN 51.90

Heat 5: 1, Anderson 48.81; 2, Woodward 49.06; 3, Melnykov 49.24; 4, Green 49.45; 5, Kurt Couto MOZ 49.86; 6, Yuta Imazeki JPN 50.92; 7, Antonio Vieillesse MRI 51.02

Semi-finals (First 2 & 2 fastest to final) (Aug 30)

Heat 1: 1, Culson 48.52; 2, Fredericks 48.83; 3, Taylor 48.86; 4, Jeshua Anderson USA 49.33; 5, Jack Green GBR 49.62; 6, Stanislav Melnykov UKR 49.74; 7, Takayuki Kishimoto JPN 50.05; 8, Josef Robertson JAM 50.39

Heat 2: 1, Greene 48.62; 2, Sánchez 49.01; 3, Jehue Gordon TTO 49.08; 4, Isa Phillips JAM 49.16; 5, Andrés Silva URU 49.63; 6, Emir Bekrić SRB 49.94; 7, Mahau Suguimati BRA 50.89; 8, Kerron Clement USA 52.11

Heat 3: 1, Jackson 48.80; 2, van Zyl 49.05; 3, Derevyagin 49.07; 4, Leford Green JAM 49.29; 5, Georg Fleischhauer GER 49.36; 6, Nathan Woodward GBR 49.57; 7, Vincent Kosgei KEN 49.71; 8, Omar Cisneros CUB 50.10

Moscow 2013

Final (Aug 15)

1, ¹⁶¹ Jehue Gordon	TTO	47.69
2, ¹³¹ Michael Tinsley	USA	47.70
3, ¹⁸¹ Emir Bekrić	SRB	48.05
4, ¹⁵¹ Omar Cisneros	CUB	48.12
5, ¹⁴¹ Félix Sánchez	DOM	48.22
6, ¹⁷¹ Javier Culson	PUR	48.38
7, ¹²¹ Mamadou Kasse Hann	SEN	48.68
8, ¹¹¹ Kerron Clement	USA	49.08

Memories of 1987 were stirred when we had to wait for a photo-finish reading before we knew who would be champion. Tinsley (lane 3) was out fastest in the final, and led by a metre from Culson and Cisneros by the third hurdle, with Gordon and Bekrić a further metre back. The American still led at the eighth hurdle, by a slim margin from Gordon. The two men ran virtually level down the finishing straight and crossed the line with simultaneously deep dips, both falling to the track. Gordon's name appeared first on the scoreboard with a winning margin of 0.01. He said later that he felt he'd won because he only looked straight ahead approaching the finish. Tinsley had looked across momentarily. Behind the top two, Bekrić surged past two men on the run-in to take the bronze. The Serbian had improved out of all recognition at these championships. Sánchez reached a record seventh final in style with a world over-35 best of 48.10 in his semi-final.

First round (First 4 & 4 fastest to semi-finals) (Aug 12)

Heat 1: 1, Tinsley 49.07; 2, Bekrić 49.16; 3, Chaly 49.33; 4, Fredericks 49.66; 5, Rodger 49.66; 6, Thomas 49.80; 7, Yoan Décimus FRA 50.21

Heat 2: 1, Cisneros 49.87; 2, Culson 49.91; 3, Kishimoto 49.96; 4, François 50.02; 5, LJ van Zyl RSA 50.05; 6, Miloud Rahmouni ALG 50.79; 7, Maoulida Darouèche COM 53.28; Jacques Frisch LUX DNF

Heat 3: 1, Sánchez 49.20; 2, Clement 49.43; 3, Whyte 49.63; 4, Williams 49.85; 5, Denis Kudryavtsev RUS 50.02; 6, Andrés Silva URU 50.48; 7, PC Beneke RSA 51.14

Heat 4: 1, Hann 49.33; 2, Green 49.45; 3, Jackson 49.76; 4, Gibson 50.25; 5, Yasuhiro Fueki JPN 50.66; 6, Mowen Boino PNG 51.49; 7, Eric Cray PHI 52.45

Heat 5: 1, Gordon 49.52; 2, Phillips 49.57; 3, Mägi 49.63; 4, Alejandro 49.79; 5, Greene 49.79; 6, Suguimati 50.00; 7, Takatoshi Abe JPN 51.41

Semi-finals (First 2 & 2 fastest to final) (Aug 13)

Heat 1: 1, Gordon 48.10; 2, Culson 48.42; 3, Hann 48.69; 4, Cornel Fredericks RSA 48.85; 5, Isa Phillips JAM 49.28; 6, Sebastian Rodger GBR 49.32; 7, Tristan Thomas AUS 49.91; Bershawn Jackson USA DNF

Heat 2: 1, Tinsley 48.31; 2, Bekrić 48.36; 3, Leford Green JAM 48.88; 4, Rhys Williams GBR 49.29; 5, Timofey Chaly RUS 50.06; 6, Mahau Suguimati BRA 50.27; 7, Mickaël François FRA 50.58; Takayuki Kishimoto JPN DQ (Tr22.6.1)

Heat 3: 1, Cisneros 47.93; 2, Sánchez 48.10; 3, Clement 48.21; 4, Annsert Whyte JAM 49.17; 5, David Greene GBR 49.25; 6, Rasmus Mägi EST 49.42; 7, Eric Alejandro PUR 49.44; 8, Jeffery Gibson BAH 50.51

Beijing 2015

Final (Aug 25)

1, ¹⁹¹ Nicholas Bett	KEN	47.79
2, ¹⁶¹ Denis Kudryavtsev	RUS	48.05
3, ¹⁷¹ Jeffery Gibson	BAH	48.17
4, ¹⁸¹ Kerron Clement	USA	48.18
5, ¹⁴¹ Boniface Tumuti	KEN	48.33
6, ¹²¹ Yasmani Copello	TUR	48.96
7, ¹³¹ Patryk Dobek	POL	49.14
8, ¹⁵¹ Michael Tinsley	USA	50.02

At the Kenyan World Championship trial, Bett brought his best down from 49.03 to 48.29, threatening the long-standing Kenyan record of 48.24 set by Erik Keter in 1993. Any doubts about the legitimacy of that performance were swept away when Bett clocked 48.37 in the first round in Beijing from lane 9, despite a stutter at hurdle nine. The semi-finals saw another Kenyan Tumuti (aka Mucheru) also clock 48.29, though the fastest qualifier was Kudryavtsev (48.23).

It was the Russian who led the way as the final climaxed. He led at the ninth with Gibson, Clement and Bett close behind. It was Bett, from lane 9 again, who swept through for victory, shattering 48 seconds in the process. Tumuti was fourth and the third Kenyan Koech (Bett's

twin) also performed with distinction to reach the semi-finals. Two previous champions (Jackson and Gordon) went out in the heats.

First round (First 4 & 4 fastest to semi-finals) (Aug 22)

Heat 1: 1, Bett 48.37; 2, Chalvy 49.05; 3, Gibson 49.09; 4, Couto 49.15; 5, Lahoulou 49.33; 6, Roxroy Cato JAM 49.47; 7, Mike Cochrane NZL 49.58; 8, Takayuki Kishimoto JPN 49.78; 9, Eric Alejandro PUR 49.94

Heat 2: 1, Tumuti 48.79; 2, Tinsley 48.91; 3, Culson 49.02; 4, van Zyl 49.12; 5, Green 49.33; 6, Yuta Konishi JPN 49.58; 7, Jehue Gordon TTO 49.91; 8, Maoulida Darouèche COM 53.06

Heat 3: 1, Clement 48.75; 2, Flannery 48.90; 3, Hussein 49.08; 4, Whyte 49.10; 5, Miles Ukaoma NGR 49.38; 6, Saber Boukamouche ALG 51.54

Heat 4: 1, Escobar 48.89; 2, Mägi 49.18; 3, Barr 49.20; 4, Cheng 49.56; 5, Ivan Shablyuyev RUS 49.56; 6, Eric Cray PHI 50.04; 7, Bershawn Jackson USA 50.14; 8, Hardus Maritz NAM 51.10

Heat 5: 1, Kudryavtsev 48.51; 2, Dobek 48.94; 3, Dutch 48.97; 4, Matsushita 49.34; 5, Koech 49.38; 6, Bultheel 49.38; 7, Miloud Rahmouni ALG 50.21; 8, Jaak-Heinrich Jagor EST 50.29; 9, Amadou N'Diaye SEN 52.40

Semi-finals (First 2 & 2 fastest to final) (Aug 23)

Heat 1: 1, Tumuti 48.29; 2, Clement 48.50; 3, Timofey Chalvy RUS 48.69; 4, Thomas Barr IRL 48.71; 5, Rasmus Mägi EST 48.76; 6, Abdelmalik Lahoulou ALG 48.87; 7, Annsert Whyte JAM 48.90; 8, Michaël Bultheel BEL 49.66

Heat 2: 1, Kudryavtsev 48.23; 2, Gibson 48.37; 3, Dobek 48.40; 4, Escobar 48.46; 5, Johnny Dutch USA 48.74; 6, LJ van Zyl RSA 48.89; 7, Haron Koech KEN 49.54; 8, Cheng Wen CHN 49.62

Heat 3: 1, Tinsley 48.47; 2, Bett 48.54; 3, Kariem Hussein SUI 48.59; 4, Niall Flannery GBR 49.17; 5, Javier Culson PUR 49.36; 6, Leford Green JAM 49.59; 7, Kurt Couto MOZ 50.58; 8, Yuki Matsushita JPN 51.10

London 2017

Final (Aug 9)

1, ¹⁵¹ Karsten Warholm	NOR	48.35
2, ¹⁸¹ Yasmani Copello	TUR	48.49
3, ¹⁴¹ Kerron Clement	USA	48.52
4, ¹³¹ Kemar Mowatt	JAM	48.99
5, ¹⁷¹ TJ Holmes	USA	49.00
6, ¹²¹ Juander Santos	DOM	49.04
7, ¹⁶¹ Abderrahman Samba	QAT	49.74
8, ¹⁹¹ Kariem Hussein	SUI	50.07

The rain was not as heavy as in Helsinki 2005, but conditions weren't ideal for the final where Warholm took an immediate lead. Samba, Copello and Clement stayed in range as the Norwegian continued to lead. Clement moved into second as they reached the eighth barrier, with Samba ahead of Copello who was 4m behind Warholm. The positions changed rapidly after the last hurdle, with Copello scything through into second place. Samba had been poised for a medal, but stumbled and jogged to the finish, leaving Clement in third, 4m ahead of Mowatt.

Warholm became Norway's first track World Champion since 10,000m runner Ingrid Kristiansen in 1987. He immediately endeared himself to fans and photographers with a prolonged look of disbelief after the crossing the finish line, followed by a lap on honour wearing a Viking helmet with horns. "For me, this is just a good Norwegian summer, actually, so there was no worries," he said in reference to the conditions. Two big contenders, McMaster and Stigler, were disqualified for running out of their lane in the first round.

First round (First 4 & 4 fastest to semi-finals) (Aug 6)

Heat 1: 1, Clement 49.46; 2, Abe 49.65; 3, Jagor 49.81; 4, Mowatt 50.00; 5, Hederson Estefani BRA 50.22; 6, Javier Culson PUR 50.33; 7, José Luis Gaspar CUB 51.82; 8, Pablo Andrés Ibáñez ESA 52.72

Heat 2: 1, Holmes 49.35; 2, Hyde 49.72; 3, Lahoulou 49.78; 4, Barr 49.79; 5, Yusuke Ishida JPN 50.35; 6, Lorenzo Vergani ITA 50.37; 7, Ephraim Lerkin PNG 52.36; Kyron McMaster IVB DQ (Tr17.3.1) (49.72)

Heat 3: 1, Copello 49.13; 2, Samba 49.39; 3, Vaillant 49.49; 4, Bencosme 49.79; 5, Hussein 50.12; 6, Jordin Andrade CPV 50.32; 7, Armando Machava Creve MOZ 51.71; Rasmus Mägi EST DNS

Heat 4: 1, Santos 49.19; 2, Warholm 49.50; 3, Ruggeri 49.69; 4, Cunningham 49.91; 5, Coroller 50.00; 6, Ryo Kajiki JPN 51.36; Eric Cray PHI DQ (Tr16.8); Michael Stigler USA DQ (Tr22.6.2)

Heat 5: 1, Kasse Hann 49.34; 2, Teles 49.41; 3, Dobek 49.42; 4, Koech 49.55; 5, Green 49.55; 6, Futch 49.57; 7, Sérgio Fernández ESP 50.38; 8, Mehboob Ali PAK 52.24

Semi-finals (First 2 & 2 fastest to final) (Aug 7)

Heat 1: 1, Clement 48.35; 2, Warholm 48.43; 3, Santos 48.59; 4, Mowatt 48.66; 5, Abdelmalik Lahoulou ALG 49.33; 6, Patryk Dobek POL 49.40; 7, Victor Coroller FRA 55.69; Thomas Barr IRL DNS

Heat 2: 1, Holmes 49.12; 2, Hussein 49.13; 3, Jaheel Hyde JAM 49.75; 4, Jack Green GBR 49.93; 5, Takatoshi Abe JPN 49.93; 6, Mamadou Kasse Hann FRA 50.35; 7, Haron Koech KEN 50.40; 8, Jaak-Heinrich Jagor EST 50.43

Heat 3: 1, Samba 48.75; 2, Copello 48.91; 3, Eric Futch USA 49.30; 4, Ludvy Vaillant FRA 49.95; 5, José Reynaldo Bencosme ITA 50.29; 6, Ricardo Cunningham JAM 50.54; Marcio Teles BRA DNF; Guillermo Ruggeri ARG DQ (Tr17.3.1)

Doha 2019

Final (Sep 30)

1, ¹⁴¹ Karsten Warholm	NOR	47.42
2, ¹⁷¹ Rai Benjamin	USA	47.66
3, ¹⁹¹ Abderrahmane Samba	QAT	48.03
4, ¹²¹ Kyron McMaster	IVB	48.10
5, ¹³¹ TJ Holmes	USA	48.20
6, ¹⁶¹ Yasmani Copello	TUR	48.25
7, ¹⁵¹ Alison dos Santos	BRA	48.28
8, ¹⁸¹ Abdelmalik Lahoulou	ALG	49.46

This was one of the most keenly anticipated finals in Doha, because it brought together Warholm and Benjamin. A month earlier at the Diamond League final in Zurich, the Norwegian won a thrilling race between the two, 46.92 to 46.98. It was the first time two men had ducked below 47 in one race. There was also the presence of 2018's world number one and home favourite Samba, though he had not raced over the hurdles since May because of a hamstring issue.

The final was a fine race but not as quick or close as expected. Warholm led all the way from the American, doubling his advantage by two metres on the run-in to retain his title. Also finishing fast was Samba, going from fifth to third in the closing stages and winning the host nation's first medal of the week.

First round (First 4 & 4 fastest to semi-finals) (Sep 27)

Heat 1: 1, Warholm 49.27; 2, Barr 49.41; 3, Jabir 49.62; 4, Mowatt 49.63; 5, Lattin 49.72; 6, Vega 49.95; 7, Mehdi Pirjahan IRI 50.46; 8, Artur Langowski BRA 51.52

Heat 2: 1, McMaster 49.60; 2, dos Santos 49.66; 3, Chieh 49.95; 4, Campbell 50.20; 5, Armando Machava Creve MOZ 50.76; 6, Lindsay Hanekom RSA 51.71; 7, Ned Azemia SEY 52.58; Bienvenu Sawadogo BUR DQ (Tr17.3.1)

Heat 3: 1, Samba 49.08; 2, Abe 49.25; 3, Holmes 49.50; 4, Alowonle 50.04; 5, Nick Smidt NED 50.54; 6, Kariem Hussein SUI 50.62; 7, Wilfried Happio FRA 51.25; 8, Andrea Ercolani Volta SMR 52.60

Heat 4: 1, Benjamin 49.62; 2, Touati 49.76; 3, Dobek 49.89; 4, Müller 50.15; 5, Toyoda 50.34; 6, Sérgio Fernández ESP 50.71; 7, Marcio Teles BRA 51.02

Heat 5: 1, Mägi 49.34; 2, Vaillant 49.49; 3, Lahoulou 49.54; 4, McAlister 49.73; 5, Copello 49.75; 6, Ayyasamy Dharun IND 50.55; 7, Constantin Preis GER 50.93; 8, Malique Smith ISV 59.45

Semi-finals (First 2 & 2 fastest to final) (Sep 28)

Heat 1: 1, dos Santos 48.35; 2, Copello 48.39; 3, McMaster 48.40; 4, Mägi 48.93; 5, Mohamed Amin Touati TUN 49.14; 6, Amere Lattin USA 49.20; 7, Kemar Mowatt JAM 49.32; 8, Chen Chieh TPE 50.00

Heat 2: 1, Warholm 48.28; 2, Lahoulou 48.39; 3, Holmes 48.67; 4, Ludvy Vaillant FRA 49.10; 5, Chris McAlister GBR 49.18; 6, Luke Campbell GER 50.00; 7, Patryk Dobek POL 50.18; 8, Masaki Toyoda JPN 50.30

Heat 3: 1, Benjamin 48.52; 2, Samba 48.72; 3, Takatoshi Abe JPN 48.97; 4, Thomas Barr IRL 49.02; 5, M. P. Jabir IND 49.71; 6, Fernando Vega MEX 49.96; 7, Vít Müller CZE 49.97; 8, Rilwan Alowonle NGR 52.01

400 METRES HURDLES

Multiple Medallists:

3	Samuel Matete	ZAM	91-1, 93-2, 95-2
	Stéphane Diagana	FRA	95-3, 97-1, 99-2
	Félix Sánchez	DOM	01-1, 03-1, 07-2
	Kerron Clement	USA	07-1, 09-1, 17-3
2	Edwin Moses	USA	83-1, 87-1
	Harald Schmid	FRG	83-2, 87-3
	Winthrop Graham	JAM	91-1, 93-3
	Fabrizio Mori	ITA	99-1, 01-2
	Dai Tamesue	JPN	01-3, 05-3
	Bershawn Jackson	USA	05-1, 09-3
	Javier Culson	PUR	09-2, 11-2
	Karsten Warholm	NOR	17-1, 19-1

Most Finals:

7	Sánchez	01-1, 03-1, 05-dnf, 07-2, 09-8, 11-4, 13-5
---	---------	--

Most Appearances:

8	Sánchez	99-4h2, 01-1, 03-1, 05-dnf/final, 07-2, 09-8, 11-4, 13-5
---	---------	--

Men's 400 Metres Hurdles, continued

National Placings:

	1	2	3	4	5	6	7	8	Points
USA	7	5	3	4	4	4	3	3	166
JAM	-	1	1	2	2	1	2	-	38
DOM	2	1	-	1	1	1	-	1	36
FRA	1	1	1	1	1	-	-	-	30
ZAM	1	2	-	-	1	-	-	-	26
GBR	1	-	1	-	1	1	2	-	25
RSA	-	1	1	-	1	1	-	1	21
ITA	1	1	-	1	-	-	-	-	20
KEN	1	-	-	-	2	-	1	1	19
PUR	-	2	-	-	-	1	-	-	17
NOR	2	-	-	-	-	-	-	-	16
RUS	-	1	-	1	-	1	-	1	16
POL	-	-	1	-	1	1	1	1	16
SWE	-	-	-	2	1	-	-	1	15
JPN	-	-	2	-	-	-	1	-	14
TTO	1	-	-	1	-	-	-	-	13
GER	-	1	1	-	-	-	-	-	13
TUR	-	1	-	-	-	2	-	-	13
GRE	-	-	1	-	1	1	-	-	13
QAT	-	-	1	-	-	-	2	-	10
BRA	-	-	-	1	-	-	1	1	8
SEN	-	-	-	-	1	-	2	-	8
SUI	-	-	1	-	-	-	-	1	7
BAH	-	-	1	-	-	-	-	-	6
SRB	-	-	1	-	-	-	-	-	6
URS	-	-	1	-	-	-	-	-	6
CUB	-	-	-	1	-	-	-	-	5
IVB	-	-	-	1	-	-	-	-	5
KSA	-	-	-	1	-	-	-	-	5
NGR	-	-	-	-	-	1	-	-	3
UKR	-	-	-	-	-	1	-	-	3
ZIM	-	-	-	-	-	1	-	-	3
CZE	-	-	-	-	-	-	1	1	3
PAN	-	-	-	-	-	-	1	-	2
ALG	-	-	-	-	-	-	-	1	1
ESP	-	-	-	-	-	-	-	1	1
Totals	17	17	17	17	17	17	17	14	609

Qualifying round (2.24 or top 12 to final) (Aug 12)

Group A qualifiers: Centelles & Williams 2.21

Non-qualifiers: Takao Sakamoto JPN & Takashi Katamine JPN 2.18; Othmane Belfaa ALG, Moussa Fall 2 SEN, Eugen Popescu ROU, Roberto Cabrejas ESP, Nick Saunders BER & Wolfgang Tschirk AUT 2.15; Jouko Kilpi FIN, Constantin Militaru ROU, Gianni Davito ITA & Alain Metellus CAN 2.10; Liu Chin-Chiang TPE 2.00; Alphonse Gaglozoun BEN & France-Henry Lisette MRI 1.95; Ardeshir Ghanedame IRI NH; Joseph Rajo SUD DNS

Group B qualifiers: Ottey, Paklin & Zhu 2.24; Avdyeyenko, Matei, Sereda, Sjöberg, Stones, Thränhardt, Toso, Wszola, Frommeyer, Anny, Mögenburg & Peacock 2.21

Non-qualifiers: Roland Dalhäuser SUI & Dariusz Biczysko POL 2.15; Franck Verzy FRA & Stephen Wray BAH 2.10

Rome 1987

Final (Sep 6)

1,	Patrik Sjöberg	SWE	2.38
=2,	Igor Paklin	URS	2.38
	Gennadiy Avdyeyenko	URS	2.38
4,	Dietmar Mögenburg	FRG	2.35
5,	Nick Saunders	BER	2.32
6,	Sorin Matei	ROU	2.32
7,	Ján Zvara	TCH	2.32
8,	Carlo Thränhardt	FRG	2.29

9, Javier Sotomayor CUB 2.29; =10, Krzysztof Krawczyk POL & Geoff Parsons GBR 2.25; =12, Tom McCants USA & Arturo Ortiz ESP 2.25; 14, Gerd Nagel FRG 2.20; 15, Robert Marinov BUL 2.20; Sergey Malchenko URS NH

Series	2.15	2.20	2.25	2.29	2.32	2.35	2.38	2.40
Sjöberg	-	-	o	-	o	o	o	xxx
Paklin	-	o	o	oxo	o	xo	xxx	xxx
Avdyeyenko	-	o	o	o	o	xxo	xxx	xxx
Mögenburg	-	-	o	o	o	x	xx	
Saunders	-	o	o	-	o	xxx		
Matei	-	o	xxo	o	o	x	xx	
Zvara	o	o	o	o	xxo	xxx		
Thränhardt	-	-	o	o	xxx			

All of top-8 passed 2.10

In the best mass-quality high jump in history, a jump of 2.32 – the winning height in 1983 – was good enough only for seventh place. At 2.35, four of the seven men were successful, with Olympic gold and silver medallists, Mögenburg and Sjöberg having no failures. Paklin failed with his first attempt at 2.38, before world record holder Sjöberg maintained his perfect record to take the lead. Avdyeyenko also failed, as did Mögenburg. The two Soviets managed 2.38 on their third trial, while Mögenburg passed his remaining attempts to try unsuccessfully for 2.40. The leading three also failed 2.40, meaning that Sweden took the gold while the two Soviets shared the silver.

Coming as it did on the final day of the World Championships, the contest was frequently interrupted by medal ceremonies, during which the athletes were not permitted to jump.

Qualifying round (2.29 or best 12 to final) (Sep 5)

Group A qualifiers: Zvara, Malchenko, Sjöberg, McCants, & Thränhardt 2.27

Non-qualifiers: Zhu Jianhua CHN, Luca Toso ITA & Roland Dalhäuser SUI 2.24; Lee Balkin USA & Georgi Dakov BUL 2.21; Markus Einberger AUT 2.18; Sasa Apostolovski YUG, Milton Riitano BRA, Motochika Inoue JPN & Jean-Charles Gicquel FRA 2.10; Fouad Fahriedin JOR & Hilaire Onwanlele GAB NH

Group B qualifiers: Parsons, Matei, Sotomayor, Avdyeyenko, Marinov, Saunders, Paklin, Mögenburg, Nagel, Ortiz, Krawczyk 2.27

Non-qualifiers: Jerome Carter USA & Troy Kemp BAH 2.24; Róbert Ruffini TCH 2.21; Othmane Belfaa ALG, Mikko Levola FIN & Paul Ngadjadoudou CHA 2.15

Tokyo 1991

Final (Sep 1)

1,	Charles Austin	USA	2.38
2,	Javier Sotomayor	CUB	2.36
3,	Hollis Conway	USA	2.36
4,	Dalton Grant	GBR	2.36
=5,	Marino Drake	CUB	2.34
	Troy Kemp	BAH	2.34
7,	Patrik Sjöberg	SWE	2.31
8,	Rick Noji	USA	2.28

High Jump

Helsinki 1983

Final (Aug 13)

1,	Gennadiy Avdyeyenko	URS	2.32
2,	Tyke Peacock	USA	2.32
3,	Zhu Jianhua	CHN	2.29
=4,	Igor Paklin	URS	2.29
	Dietmar Mögenburg	FRG	2.29
6,	Dwight Stones	USA	2.29
7,	Carlo Thränhardt	FRG	2.26
8,	Valeriy Sereda	URS	2.26

9, Milt Ottey CAN 2.26; 10, Luca Toso ITA 2.26; 11, Patrik Sjöberg SWE 2.23; 12, Leo Williams USA 2.23; 13, Jacek Wszola POL 2.23; 14, Eddy Anny BEL 2.19; 15, Francisco Centelles CUB 2.19; 16, Paul Frommeyer FRG 2.19; 17, Sorin Matei ROU 2.15

Series	2.10	2.15	2.19	2.23	2.26	2.29	2.32	2.34
Avdyeyenko	-	o	o	o	o	xo	o	xxx
Peacock	-	o	o	xo	o	o	xxo	xxx
Zhu	-	o	o	o	o	o	xxx	
Mögenburg	-	o	o	xo	-	o	xxx	
Paklin	o	o	o	o	xo	o	xxx	
Stones	-	o	o	o	o	xxo	xxx	
Thränhardt	-	o	o	o	o	-	xxx	
Sereda	o	o	xo	o	o	xxx		

Of the six men still in at 2.29, world record holder Zhu had the best record, with no failures from five jumps. The Chinese went on to fail three times at 2.32 and was forced to settle for the bronze, which wasthe first medal won at this level by an athlete from the People's Republic of China. Meanwhile, a first-time clearance at 2.32 proved to be the winning leap for the little-known Avdyeyenko, a 19 year-old soldier. Formerly a triple jumper, the Ukrainian had been a controversial selection for the Soviet team after placing only sixth in the 1983 Spartakiad.

The silver went to the popular American, Peacock, who was the only other jumper successful at 2.32.

9, Dragutin Topić YUG 2.28; =10, Arturo Ortiz ESP & Igor Paklin URS 2.24; 12, Artur Partyka POL 2.24; 13, Rudolf Povarnitsyn URS 2.24; 14, Steinar Hoen NOR 2.20

Series	<u>2.20</u>	<u>2.24</u>	<u>2.28</u>	<u>2.31</u>	<u>2.34</u>	<u>2.36</u>	<u>2.38</u>	<u>2.40</u>
	<u>2.45</u>							
Austin	o	o	-	o	o	-	xo	-
	xxx							
Sotomayor	-	o	-	o	-	o	-	x-
Conway	o	o	-	xo	-	xo	xxx	
Grant	-	-	-	o	-	xxo	xxx	
Drake	o	-	xo	-	o	xxx		
Kemp	o	-	o	xo	o	xxx		
Sjöberg	-	o	-	xxo	x			
Noji	o	-	xo	xxx				

All of top-8 passed 2.15

In 1989, Sotomayor made history by becoming the first man to leap eight feet (2.43). The Cuban looked set for victory when he cleared 2.36 on his first attempt, but an ankle injury meant that he was forced to retire after one failure at 2.40. This meant that the gold medal went to the unheralded American Charles Austin, who had cleared 2.38 on his second attempt. Sotomayor went over to congratulate both Austin and Conway as soon as he realised he could compete no more.

The 24 year-old Texan had earlier taken a big risk by passing at 2.36. He ended the contest by failing three times at 2.45. The bronze medal also went to the USA, while in fourth place was Grant, who had courageously started the contest at 2.31.

Qualifying round (2.30 or top 12 to final) (Aug 31)

Group A qualifiers: Austin, Grant, Ortiz, Topić, Kemp, Noji & Povarnitsyn 2.27

Non-qualifiers: Ian Garrett AUS, Takahisa Yoshida JPN, Róbert Ruffini TCH & Georgi Dakov BUL 2.24; Håkon Särnblom NOR, Fouad Fahriedin JOR, Zhou Zhonghe CHN, Steve Smith GBR & Michael Mikkelsen DEN 2.20; Jarosław Kotewicz POL & Roger Te Puni NZL 2.15; Fernando Moreno ARG NH

Group B qualifiers: Partyka, Sotomayor, Paklin, Conway, Sjöberg & Hoen 2.27

Non-qualifiers: Juha Isolehto FIN, Othmane Belfaa ALG, Sorin Matei ROU, Gustavo Becker ESP, Tim Forsyth AUS & Alex Zaliauskas CAN 2.24; Sergey Dymchenko URS & Xu Yang CHN 2.20; David Anderson AUS 2.15; Karl Scatliffe IVB 2.05; Valery Abugattas PER 2.00; Emmanuel Ngadjadoudou CHA & Khalid Ahmed Mousa SUD 1.90; Geoff Parsons GBR DNS

Stuttgart 1993

Final (Aug 22)

1,	Javier Sotomayor	CUB	2.40
2,	Artur Partyka	POL	2.37
3,	Steve Smith	GBR	2.37
4,	Ralf Sonn	GER	2.34
5,	Troy Kemp	BAH	2.34
6,	Hollis Conway	USA	2.34
7,	Arturo Ortiz	ESP	2.31
8,	Tony Barton	USA	2.31

9, Tim Forsyth AUS 2.28; 10, Oleg Zhukovskiy BLR 2.28; =11, Jean-Charles Gicquel FRA & Róbert Ruffini SVK 2.25

Series	<u>2.15</u>	<u>2.20</u>	<u>2.25</u>	<u>2.28</u>	<u>2.31</u>	<u>2.34</u>	<u>2.37</u>	<u>2.40</u>
	<u>2.46</u>							
Sotomayor	-	-	o	-	-	o	o	xo
	xxx							
Partyka	o	-	xo	-	o	x	o	xxx
Smith	-	-	o	-	xxo	xo	o	xxx
Sonn	-	o	-	o	o	o	xxx	
Kemp	-	-	o	-	xo	o	xxx	
Conway	-	-	xo	-	xo	xo	x	xx
Ortiz	-	o	-	o	xo	xx	x	
Barton	o	-	o	o	xxo	xxx		

On his third appearance in a World Championship final, Sotomayor finally won the title. He needed just five jumps, but was pushed by Partyka and Smith. A record total of seven men had attempted 2.37, two of whom (Sonn and Conway) passed after failing once, before going in vain up to 2.40.

The Cuban, Polish and British jumpers all cleared 2.37 on their first attempts. This matched the national records of Partyka and Smith, before both went out at 2.40. Sotomayor made this height on his second attempt, then had two tries at 2.46. The second of these was quite reasonable. He passed his final chance, admitting he had been distracted

by the runners in the 10,000m final. "It was not to be today," said the world record holder. "I'm content with the result. The crowd were very good."

The crowd were particularly thrilled by the performance of Sonn, who led briefly after becoming the first man clear at 2.34. This was an outdoor personal best for the German.

Qualifying Round (2.31 or top 12 to final) (Aug 20)

Group A qualifiers: Sonn, Partyka & Conway 2.28; Gicquel & Ortiz 2.25

Non-qualifiers: Juha Isolehto FIN, Dalton Grant GBR, Steinar Hoen NOR, Aleksey Yemelin RUS, Roberto Ferrari ITA 2.25; Brendan Reilly GBR & Lee Jin-Taek KOR, Marino Drake CUB & Dragutin Topić IWP 2.20; Robert Marinov BUL 2.15; Mark Mandy IRL & Satoru Nonaka JPN 2.10; Fakhr Aldien Gor JOR & Karl Scatliffe IVB 2.05; Lambros Papakostas GRE NH

Group B qualifiers: Barton, Forsyth, Smith, Sotomayor, Zhukovskiy, Kemp & Ruffini 2.28

Non-qualifiers: Hendrik Beyer GER & Takahisa Yoshida JPN 2.25; Rick Noji USA, Alex Zaliauskas CAN, Xavier Robillard FRA, Gustavo Becker ESP, Georgi Dakov BUL & Itai Margalit ISR 2.20; Othmane Belfaa ALG & Igor Paklin KGZ 2.15; Hugo Muñoz PER 2.10; Antonio Pazzaglia SMR 2.05; Patrik Sjöberg SWE DNS

Gothenburg 1995

Final (Aug 8)

1,	Troy Kemp	BAH	2.37
2,	Javier Sotomayor	CUB	2.37
3,	Artur Partyka	POL	2.35
=4,	Steve Smith	GBR	2.35
	Steinar Hoen	NOR	2.35
6,	Patrik Sjöberg	SWE	2.32
7,	Tony Barton	USA	2.29
=8,	Tim Forsyth	AUS	2.25
	Dragutin Topić	YUG	2.25
	Jarosław Kotewicz	POL	2.25
11,	Ian Thompson	BAH	2.25; 12, Bi Hongyong
		CHN	2.15

Series	<u>2.15</u>	<u>2.20</u>	<u>2.25</u>	<u>2.29</u>	<u>2.32</u>	<u>2.35</u>	<u>2.37</u>	<u>2.39</u>
Kemp	-	-	o	o	-	xo	xo	xxx
Sotomayor	-	-	xxo	-	o	o	xxo	xxx
Partyka	o	-	o	-	x	o	xxx	
Smith	-	-	-	o	-	xxo	xx	x
Hoen	-	o	o	o	o	xxo	xxx	
Sjöberg	-	-	o	-	o	xxx		
Barton	-	o	o	o	xx	-	x	
Forsyth	-	o	o	xxx				
Topić	o	-	o	xxx				
Kotewicz	o	-	o	xxx				

Hampered by a foot injury, Sotomayor lost for the first time at a major championship since Tokyo in 1991. The Cuban needed three tries at 2.25 but then shortened his run-up and went over 2.32 and 2.35 with no problems. After this height, five men were still in and the leader was Partyka.

The Pole was to end up with a bronze medal, for only Sotomayor and Kemp made it over 2.37. The Bahamian needed two tries to Soto's three. At 2.39, Sotomayor put on a pair of sunglasses as the sun was shining into the faces of the jumpers. He was very close but knocked down the bar on all three tries. Kemp's attempts were not as near, but he took the gold on countback.

Qualifying round (2.29 or top 12 to final) (Aug 6)

Group A qualifiers: Smith, Topić, Barton 2.29; Kemp, Hoen, Kotewicz & Bi 2.27

Non-qualifiers: Sorin Matei ROU 2.27; Wolfgang Kreissig GER, Gilmar Mayo COL, Dimitris Kokotis GRE, Arturo Ortiz ESP, Lee Jin-Taek KOR & Chris Anderson AUS 2.24; Charles Lefrançois CAN, Mark Mandy IRL 2.15; Róbert Ruffini SVK 2.10; Antonio Pazzaglia SMR 2.00

Group B qualifiers: Forsyth 2.29; Sotomayor, Sjöberg, Partyka & Thompson 2.27

Non-qualifiers: Charles Austin USA, Dalton Grant GBR & Lambros Papakostas GRE 2.27; Hendrik Beyer GER, Håkon Särnblom NOR, Brendan Reilly GBR 2.24 & Konstantin Matusevich ISR 2.24; Khemraj Naiko MRI, Oleg Zhukovskiy BLR, Rick Noji USA, Ralf Sonn GER 2.20; Juha Isolehto FIN NH

Athens 1997

Final (Aug 6)

1,	Javier Sotomayor	CUB	2.37
2,	Artur Partyka	POL	2.35
3,	Tim Forsyth	AUS	2.35

=4,	Steinar Hoen	NOR	2.32
	Dalton Grant	GBR	2.32
6,	Lambros Papakostas	GRE	2.32
7,	Konstantin Matusевич	ISR	2.29
8,	Lee Jin-Taek	KOR	2.29
9, Martin Buss GER 2.29; 10, Gilmar Mayo COL 2.29; 11, Sergey Klyugin RUS 2.29; 12, Jan Janku CZE 2.25			

Series	2.20	2.25	2.29	2.32	2.35	2.37	2.39	2.41
Sotomayor	-	o	-	o	o	xo	-	xxx
Partyka	o	-	o	-	xo	xx	x	
Forsyth	o	xo	-	o	xo	x	xx	
Hoen	-	o	o	o	xx	x		
Grant	-	-	-	o	xxx			
Papakostas	-	o	o	xo	xx	x		
Matusевич	o	o	o	xxx				
Lee	xo	o	o	xxx				

Happily recovered from the injuries which had led to the loss of his Olympic crown the previous year, Sotomayor further enhanced his claims to being considered the greatest of all high jumpers by regaining this title. Five men were still left in as the bar was raised to 2.37 but the Cuban was the only one successful. Another remarkable big time competitor, Partyka medalled for the third consecutive time, taking silver on countback against Forsyth.

Grant, ever the showman, came in at the greatest starting height ever attempted (2.32), daring indeed for a man who hadn't gone higher than 2.28 all season. His gamble appeared to be paying off when his first time clearance took him into the lead, but the next height of 2.35 eluded him and he had to settle for equal fourth place with European champion Hoen.

Qualifying Round (2.28 or top 12 to final) (Aug 4)

Group A qualifiers: Lee, Mayo, Papakostas & Buss 2.28

Non-qualifiers: Charles Austin USA 2.26; Charles LeFrançois CAN, Staffan Strand SWE, Dragutin Topić YUG, Mark Boswell CAN, Jarosław Kotewicz POL, Mark Mandy IRL, Elvir Krehmić BIH & Brendan Reilly GBR 2.23; Tomás Janku CZE, Arturo Ortiz ESP & Randy Jenkins USA 2.19; Kostas Liapis GRE 2.15

Group B qualifiers: Hoen, Sotomayor, Partyka, Forsyth, Matusевич, Grant 2.28

Non-qualifiers: Jan Janku CZE, Sergey Klyugin RUS, Steve Smith GBR 2.26; Didier Detchenique FRA, Brian Brown USA, Stevan Zorić YUG, Mustapha Raïfak FRA & Dimitris Kokotis GRE 2.23; Glenn Howard NZL, Julio Luciano DOM, Michiya Onoue JPN & Khemraj Naiko MRI 2.15

Seville 1999

Final (Aug 23)

1,	Vyacheslav Voronin	RUS	2.37
2,	Mark Boswell	CAN	2.35
3,	Martin Buss	GER	2.32
4,	Dragutin Topić	YUG	2.32
5,	Staffan Strand	SWE	2.29
=6,	Kwaku Boateng	CAN	2.29
	Lee Jin-Taek	KOR	2.29
=8,	Charles Austin	USA	2.29
	Brendan Reilly	IRL	2.29
=10, Wilbert Pennings NED, Abderrahmane Hammad ALG & Stefan Holm SWE 2.25; Steve Smith GBR NH			

Series	2.20	2.25	2.29	2.32	2.35	2.37	2.40
Voronin	o	-	o	o	o	o	xxx
Boswell	o	-	xxo	-	xxo	xxx	
Buss	o	o	o	o	xxx		
Topić	o	o	o	xxo	xxx		
Strand	o	-	o	xxx			
Boateng	o	xxo	o	xxx			
Lee	o	xxo	o	xxx			
Austin	o	-	xxo	xx	x		
Reilly	-	o	xxo	xxx			

With Javier Sotomayor serving a suspension and Smith making it to the final but cruelly handicapped by an Achilles tendon injury, there was no obvious favourite but when the serious jumping started it became clear that the man in form was Voronin, the world indoor silver medalist. He kept a faultless card up to and including a personal best and 1999 world leading 2.37, failing only at 2.40. "I was so excited that my technique deserted me," said the Russian.

Also inspired to new heights, in his case a Canadian record of 2.35, was Jamaican-born Boswell, the 1996 world junior champion. Aware that his injury might stand up only to two or three jumps, Smith entered at an unprecedented 2.35 but failed once at that and 2.37 before aborting his final attempt in pain. Klyugin, who would be crowned Olympic Champion the following year, could manage only 2.20 in the qualifying contest and failed to advance.

Qualifying round (2.29 or top 12 to final) (Aug 21)

Group A qualifiers: Boateng, Voronin, Topić, Austin, Buss, Strand, Pennings & Hammad 2.29

Non-qualifiers: Gilmar Mayo COL 2.23; Anthony Idiata NGR, Konstantin Matusевич ISR, Elvir Krehmić BIH, & Ben Challenger GBR 2.20; Andriy Sokolovskiy UKR & Lámbros Papakostas GRE 2.15; Metin Durmuşoğlu TUR NH

Group B qualifiers: Holm, Boswell, Lee, Reilly & Smith 2.26

Non-qualifiers: Wolfgang Kreissig GER 2.26; Tim Forsyth AUS 2.26; Dejan Milošević SLO, Sergey Dymchenko UKR & Jan Jankú CZE 2.23; Jean-Claude Rabbath LBN, Sergey Klyugin RUS & Henry Patterson USA 2.20; Charles Clinger USA & Takahiro Kimino JPN 2.15

X Edmonton 2001

Final (Aug 8)

1,	Martin Buss	GER	2.36
=2,	Yaroslav Rybakov	RUS	2.33
	Vyacheslav Voronin	RUS	2.33
=4,	Sergey Klyugin	RUS	2.30
	Stefan Holm	SWE	2.30
=6,	Mark Boswell	CAN	2.25
	Staffan Strand	SWE	2.25
8,	Kwaku Boateng	CAN	2.25
=9, Abderrahmane Hammad ALG & Charles Austin USA 2.20; 11, Gilmar Mayo COL 2.20; (4,) Javier Sotomayor CUB DQ (ADr10.8) (2.33)			

Rightful finalist: Jan Jankú CZE

Series	2.20	2.25	2.30	2.33	2.36
Buss	o	o	o	x	xo
Rybakov	o	o	o	o	xxx
Voronin	-	o	o	o	xxx
Klyugin	o	-	xo	xxx	
Holm	o	o	xo	x	xx
Boswell	o	o	-	xxx	
Strand	-	o	xx	x	
Boateng	o	xxo	x	xx	
[Sotomayor	-	o	xo	o	xxx]

One of the biggest shocks in Edmonton was provided by Germany's Buss. The 1999 bronze medallist had not bettered 2.30 outdoors since Seville, but in Edmonton he chose the perfect time to set a personal best of 2.36. He had failed once at 2.33 whereas Rybakov, Voronin and former champion Sotomayor went over the first time. Those three plus Buss and Holm all failed 2.36 on their first try, then the German surprised everyone by succeeding on the second (and his final) round.

Sotomayor's fourth place marked the end of a long career, but after the championships it was revealed that he had failed a doping control test in July 2001. He later admitted to the offence, which resulted in a life ban as he had already served another suspension in 1999/2000. Consequently, his Edmonton performances were annulled.

Qualifying round (2.29 or top 12 to final) (Aug 5)

Group A qualifiers: Austin, Strand, Boswell, Rybakov & Buss 2.27; Klyugin 2.25

Non-qualifiers: Jan Jankú CZE & Sergey Dymchenko UKR 2.25; Mika Polku FIN, Dave Furman USA & Elvir Krehmić BIH 2.20; Grzegorz Sposób POL & Jacques Freitag RSA 2.15

Group B qualifiers: Voronin, Holm, Hammad & Boateng 2.27; Mayo 2.25; Sotomayor DQ (ADr10.8) (2.27)

Non-qualifiers: Nathan Leeper USA 2.25; Ben Challenger GBR, Aleksey Kravtsov RUS & Einar Karl Hjartarson ISL 2.20; Andrey Sokolovskiy UKR 2.15; Eugène Ernesta SEY NH

Paris 2003

Final (Aug 25)

1,	Jacques Freitag	RSA	2.35
2,	Stefan Holm	SWE	2.32
3,	Mark Boswell	CAN	2.32

4,	Mikhail Tsvetkov	RUS	2.29
5,	Germaine Mason	JAM	2.29
6,	Grzegorz Sposób	POL	2.29
7,	Jamie Nieto	USA	2.29
8,	Andrey Sokolovskiy	UKR	2.29
9,	Yaroslav Rybakov	RUS	2.29
10,	Aleksander Walerianczyk	POL	2.25
11,	Jaroslav Bába	CZE	2.25
12,	Matt Hemingway	USA	2.25
13,	Roman Fricke	GER	2.20

Series	2.15	2.20	2.25	2.29	2.32	2.35
Freitag	-	o	xo	o	o	xo
Holm	-	o	o	o	xo	xxx
Boswell	-	-	o	-	xxo	xxx
Tsvetkov	o	o	o	o	xxx	
Mason	-	xo	xo	o	xxx	
Sposób	xo	xxo	o	o	xxx	
Nieto	-	o	o	xo	xxx	
Sokolovskiy	o	o	xo	xxo	xxx	

The qualifying standard was the highest ever with some leaps of 2.27 insufficient for advancement. In the final, eight men were in to try 2.32, but only three afterwards. An order was established among those three because Freitag made 2.32 on his first try, Holm on his second and Boswell on his third. At 2.35 all three failed the first time, then in the second round Freitag went clear to consolidate his lead from the Swede. The 2.07 tall South African knelt down to kiss the point at which he took off. After ankle reconstruction one year earlier, Freitag had been told by doctors that there was only a 50% chance he would be able to jump again.

Qualifying round (2.29 or top 12 to final) (Aug 23)

Group A qualifiers: Tsvetkov, Holm & Nieto 2.29; Boswell, Rybakov & Walerianczyk 2.27

Non-qualifiers: Gennadiy Moroz BLR 2.27; Tomás Jankú CZE, Andrea Bettinelli ITA & Stefan Vasilache ROU 2.25; Fabrício Romero BRA, Michał Bieniek POL, Staffan Strand SWE, Oskari Frösén FIN 2.20; & Rozle Prezelj SLO 2.20; Alfredo Deza PER NH

Group B qualifiers: 1, Sokolovskiy, Bába, Freitag, Mason & Sposób 2.29; Fricke & Hemingway 2.25

Non-qualifiers: Andrey Chubsa BLR 2.27; Aleksey Lesnichiy BLR, Martin Stauffer SUI & Alessandro Talotti ITA 2.25; Abderahmane Hammad ALG, Pyotr Brayko RUS, Wilbert Pennings NED, Nicola Ciotti ITA & Tora Harris USA 2.20

Helsinki 2005

Final (Aug 14)

1,	Yuriy Krymareenko	UKR	2.32
=2,	Victor Moya	CUB	2.29
	Yaroslav Rybakov	RUS	2.29
4,	Mark Boswell	CAN	2.29
=5,	Jaroslav Bába	CZE	2.29
	Nicola Ciotti	ITA	2.29
7,	Stefan Holm	SWE	2.29
8,	Vyacheslav Voronin	RUS	2.29
9,	Dragutin Topić	SCG	2.25
10,	Kyriacos Ioannou	CYP	2.25
=11,	Oskari Frösén	FIN	2.20
	Matt Hemingway	USA	2.20
13,	Andriy Sokolovsky	UKR	2.20

Series	2.15	2.20	2.25	2.29	2.32
Krymareenko	o	o	xo	o	xxo
Moya	o	o	o	o	xxx
Rybakov	-	o	o	o	xxx
Boswell	-	o	xo	o	xxx
Bába	-	o	o	xo	xxx
Ciotti	-	o	o	xo	xxx
Holm	-	o	xo	xo	xxx
Voronin	-	xo	o	xxo	xxx

The qualifying height for the final was 2.29, but when the two simultaneous pools saw just 10 clear 2.27, the two jumpers with a clean slate at 2.24 (Rybakov and Frösén) were added to the final. The most highly-regarded athlete who failed to make the final was defending champion Freitag. Holm, the Olympic Champion, was favoured to win, but one failure at 2.25 and two at 2.29 meant that he was down in seventh place. Leading were Rybakov and relative newcomer Moya, who had not suffered a single failure. The least-known of the eight men over 2.29 was Krymareenko, and, as the last man jumping, came up for his third attempt at 2.32 with little expectation of success from the crowd. Krymareenko hit the bar, but it stayed on, and the Ukrainian second

string jumper became the most unexpected global winner since Robert Shavlakadze's Olympic win of 1960.

The modest heights in the final were perhaps due to the bright sun shining into the faces of the jumpers over the crossbar. Even so Krymareenko's high point on his best effort was measured at 2.40 compared with 2.38 by Moya.

Qualifying round (2.29 or top 12 to final) (Aug 12)

Group A qualifiers: Ciotti, Topić, Bába, Voronin, Sokolovsky, Frösén, Hemingway 2.27

Non-qualifiers: Ben Challenger GBR & Jesse Williams USA 2.24; Grzegorz Sposób POL 2.20; László Boros HUN, Jean-Claude Rabbath LBN, Andrey Tereshin RUS, Manjula Kumara Wijesekera SRI & Gennadiy Moroz BLR 2.15

Group B qualifiers: Moya, Holm, Boswell, Ioannou, Krymareenko 2.27; Rybakov 2.24

Non-qualifiers: Mickael Hanany FRA & Andrea Bettinelli ITA 2.24; Jacques Freitag RSA, Kyle Lancaster USA, Svatoslav Ton CZE & Naoyuki Daigo JPN 2.20; Alessandro Talotti ITA & Stefan Vasilache ROU NH

Osaka 2007

Final (Aug 29)

1,	Donald Thomas	BAH	2.35
2,	Yaroslav Rybakov	RUS	2.35
3,	Kyriacos Ioannou	CYP	2.35
4,	Stefan Holm	SWE	2.33
=5,	Tomás Jankú	CZE	2.30
	Víctor Moya	CUB	2.30
7,	Eike Onnen	GER	2.26
8,	Jaroslav Bába	CZE	2.26
9,	Kabelo Kgosiemang	BOT	2.26
10,	Tom Parsons	GBR	2.26
=11,	Michał Bieniek	POL	2.21
	Andrey Silnov	RUS	2.21
13,	Jessé de Lima	BRA	2.21
14,	Martyn Bernard	GBR	2.21
15,	Linus Thörnblad	SWE	2.16

Series	2.16	2.21	2.26	2.30	2.33	2.35	2.37
Thomas	-	xo	xo	o	xxo	o	xxx
Rybakov	-	o	o	o	o	xo	xxx
Ioannou	o	o	o	xo	xo	xo	xxx
Holm	-	o	o	o	o	xxx	
Jankú	o	o	o	o	xxx		
Moya	o	o	o	o	xxx		
Onnen	o	-	o	x	xx		
Bába	o	o	xo	xxx			

The pre-championship world list was headed by Thomas and Holm with 2.35, but the Swedish Olympic Champion was favourite to win over the inexperienced Bahamian who had only converted from basketball nineteen months earlier. The qualifying saw a record 15 men clear 2.29.

Six men got over 2.30 in the final, with Holm, Rybakov, Moya and Janku all without any losses. Holm and Rybakov cleared 2.33 first time, while Ioannou made 2.33 on his second attempt and Thomas got over on his final try. So it looked as though gold would be contested between the tall (1.98) Russian and the relatively short (1.81) Swede. The form book was then turned on its head, as Thomas cleared first time at 2.35 with his unique variation of the Fosbury Flop which was described as a "reverse wiggle." Rybakov and Ioannou got over third time, and Holm was left out of the medals.

Qualifying round (2.29 or top 12 to final) (Aug 27)

Group A qualifiers: Onnen, Silnov, Jankú, Holm, de Lima, Parsons, Kgosiemang & Bieniek 2.29

Non-qualifiers: Andrea Bettinelli ITA, Rozle Prezelj SLO, Oskari Frösén FIN & Yuriy Krymareenko UKR 2.26; Peter Horák SVK, Andrey Tereshin RUS & Jesse Williams USA 2.23; Niki Palli ISR, Naoyuki Daigo JPN & Huang Haiqiang CHN 2.19; Abderahmane Hammad ALG 2.14; William Woodcock SEY NH

Group B qualifiers: Thörnblad, Rybakov, Bába, Moya, Bernard, Thomas & Ioannou 2.29

Non-qualifiers: Jamie Nieto USA, Nicola Ciotti ITA & Svatoslav Ton CZE 2.26; Dmytro Demyanyuk UKR 2.23; Aleksander Walerianczyk POL, Germaine Mason GBR, Dragutin Topić SRB, Gerardo Martínez MEX, Jim Dilling USA & Sergey Zasimovich KAZ 2.19; Javier Bermejo ESP & James Grayman ANT 2.14

Berlin 2009

Final (Aug 21)

1,	Yaroslav Rybakov	RUS	2.32
2,	Kyriacos Ioannou	CYP	2.32
=3,	Raul Spank	GER	2.32
	Sylwester Bednarek	POL	2.32

=5, Jaroslav Bába	CZE	2.23
Mickaël Hanany	FRA	2.23
Martijn Nuyens	NED	2.23
Linus Thörnblad	SWE	2.23

9, Andra Manson USA 2.23; 10, Ivan Ukhov RUS 2.23; =11, Giulio Ciotti ITA & Keith Moffatt USA 2.23; 13, Kabelo Kgosiemang BOT 2.18

Series	2.18	2.25	2.28	2.32	2.35
Rybakov	o	o	xo	o	xxx
Ioannou	o	o	xxo	o	xxx
Spank	o	o	xxo	xo	xxx
Bednarek	xo	o	xo	xo	xxx
Bába	o	o	xxx		
Hanany	o	o	xxx		
Nuyens	o	o	xxx		
Thörnblad	o	o	xxx		

The wet conditions severely affected the run-up and neither Manson nor Ukhov, two of the three men who had cleared 2.35 earlier in the season, could go higher than 2.23. Such were the conditions that only four men managed to do so. No-one made 2.28 the first time, Bednarek and Rybakov were able to clear on their second jumps. Ioannou and Spank made it on their third.

Rybakov and Ioannou then cleared 2.32 first attempt, and the other two made the height with their second jumps. Spank equalled his best but the ecstatic Bednarek had improved by 4cm. When no-one cleared 2.35, the failures at earlier heights determined the finishing order. For Rybakov, who had won three silver medals previously, this was a sweet moment, though he played down his feelings – “I am not an emotional person ... perhaps when I hear the Russian national anthem I [will] perhaps start to feel something.”

Neither of the two previous World Champions (Krymarek and Thomas) made the final.

Qualifying round (2.30 or top 12 to final) (Aug 19)

Group A qualifiers: Ioannou, Kgosiemang & Rybakov 2.30; Ciotti, Nuyens, Moffatt & Bába 2.27

Non-qualifiers: Konstadinos Baniótis GRE, Trevor Barry BAH, Andrey Tereshin RUS & Tora Harris USA 2.24; Andriy Protsenko UKR & Grzegorz Sposób POL 2.20; Dragutin Topić SRB 2.15

Group B qualifiers: Thörnblad, Spank, Manson, Ukhov & Hanany 2.30; Bednarek 2.27

Non-qualifiers: Jessé de Lima BRA & Donald Thomas BAH 2.27; Yuriy Krymarek UKR & Oskari Frösén FIN 2.24; Javier Bermejo ESP, Naoyuki Daigo JPN, Viktor Shapoval UKR & Peter Horák SVK 2.20; Artyom Zaytsev BLR & Majed Aldin Gazal SYR 2.15

Daegu 2011

Final (Sep 1)

1, Jesse Williams	USA	2.35
2, Aleksey Dmitrik	RUS	2.35
3, Trevor Barry	BAH	2.32
4, Jaroslav Bába	CZE	2.32
=5, Dimitrios Chondroúkis	GRE	2.32
Ivan Ukhov	RUS	2.32
7, Mutaz Essa Barshim	QAT	2.32
8, Aleksandr Shustov	RUS	2.29

9, Raul Spank GER 2.29; 10, Zhang Guowei CHN 2.25; 11, Donald Thomas BAH 2.20; =12, Darwin Edwards LCA & Dmytro Demyanyuk UKR 2.20

Series	2.20	2.25	2.29	2.32	2.35	2.37
Williams	o	o	o	o	o	xxx
Dmitrik	o	o	xo	xo	xo	xxx
Barry	o	o	-	o	xxx	
Bába	o	o	xxo	o	xxx	
Chondroúkis	o	o	o	xxo	xxx	
Ukhov	o	o	o	xxo	xxx	
Barshim	o	xo	xo	xxo	xxx	
Shustov	o	xo	o	xxx		

The only athletes to have jumped higher than 2.35 in 2011 before Daegu were the three Russians, all of whom had cleared 2.36, and Williams, who cleared 2.37 to win the US title. In two previous attempts Williams had failed to make the final, but this time he was faultless at five heights up to and including 2.35. A group of six men

followed Williams clear at 2.32, headed by Barry, who set a personal best in so doing. Dmitrik was the only one of that half dozen to clear 2.35, but did so on his second attempt. He needed 2.37 to win, and with both men failing, Williams was the winner.

It was noted that Williams spent much of the competition sat with his back to the high jump bed. Why? “There were a lot of good guys out there,” he explained. “I wanted to be sure I wasn’t influenced by what they were doing and focus on myself.”

Qualifying round (2.31 or top 12 to final) (Aug 30)

Group A qualifiers: Edwards, Williams, Thomas, Bába, Demyanyuk 2.31; Dmitrik 2.28

Non-qualifiers: Erik Kynard USA, Eike Onnen GER, Konstadinos Baniótis GRE & Bogdan Bondarenko UKR 2.28; Tom Parsons GBR, Raivydas Stanys LTU & Rožle Prezelj SLO 2.25; Majed El Dein Ghazal SYR, Edgar Rivera MEX & Víctor Moya CUB 2.21; Yun Ye-Hwang KOR NH

Group B qualifiers: Chondroúkis, Barshim, Ukhov, Shustov & Zhang 2.31; Barry & Spank 2.28

Non-qualifiers: Viktor Ninov BUL 2.28; Silvano Chesani ITA 2.25; Diego Ferrin ECU, Kabelo Kgosiemang BOT, Andriy Protsenko UKR & Martyn Bernard GBR 2.21; Dusty Jonas USA, Osku Torro FIN & Dmitry Kroyter ISR 2.16; Kyriakos Ioannou CYP DNS

X

Moscow 2013

Final (Aug 15)

1, Bogdan Bondarenko	UKR	2.41
2, Mutaz Essa Barshim	QAT	2.38
3, Derek Drouin	CAN	2.38
4, Erik Kynard	USA	2.32
5, Donald Thomas	BAH	2.32
6, Aleksandr Shustov	RUS	2.32
7, Robbie Grabarz	GBR	2.29
8, Zhang Guowei	CHN	2.29

=9, Kabelo Kgosiemang BOT, Ryan Ingraham BAH & Konstadinos Baniótis GRE 2.25; (4,) Ivan Ukhov RUS DQ (ADr10.8) (2.35)

Rightful finalist: Adónios Mástoras GRE

Series	2.20	2.25	2.29	2.32	2.35	2.38	2.41	2.44
Bondarenko	<u>2.46</u>	-	o	-	o	-	xo	-
Barshim	o	o	o	xo	o	o	x	xx
Drouin	o	o	o	o	o	xo	xxx	
Kynard	o	o	o	xo	xxx			
Thomas	xo	o	o	xo	-	xxx		
Shustov	o	o	xo	xxo	xxx			
Grabarz	o	o	xo	xxx				
Zhang	o	xxo	xo	xxx				
[Ukhov	o	o	o	o	o	xxx]		

This event had suddenly proved to be one of the strongest in athletics in 2013 with two men (Bondarenko and Barshim) over 2.40. A further indication of standards came when Grabarz cleared 2.29 – as he had done in London 2012 for the bronze – only to finish eighth in Moscow. Seven men cleared 2.32, of which four made 2.35 the first time. The best of those clearances was by the Ukrainian, whose 2.35 looked good enough to make 2.45. He passed at 2.38, which Barshim then Drouin made to temporarily place 1-2. Olympic Champion Ukhov, returning from injury, was eliminated at this point. Watched by his father and coach, Bondarenko went over 2.41 with his second try. With no failures by the Ukrainian at earlier heights, Barshim (who passed to 2.44) and Drouin both failed their remaining attempts, leaving the victor to try a world record of 2.46. Two of the Ukrainian’s three attempts were respectable.

In May 2021, Ukhov was formally stripped of his fourth place and his 2012 Olympic title. In February 2019, he was one of 12 Russians sanctioned by the Court of Arbitration of Sport for doping offences related to an investigation conducted by Professor Richard McLaren into allegations of systemic doping practices in Russian sport. They ruled that he should be suspended for four years, starting from the date the ban was announced (February 1), with his results achieved from July 16, 2012, to December 31, 2015, to be disqualified.

Qualifying round (2.31 or top 12 to final) (Aug 13)

Group A qualifiers: Shustov, Grabarz, Thomas & Barshim 2.29; Baniótis, Kgosiemang & Kynard 2.26

Non-qualifiers: Jaroslav Bába CZE & Mihai Donișan ROU 2.26; Wang Yu CHN & Andriy Protsenko UKR 2.22; Rožle Prezelj SLO, Michael Mason CAN, Diego Ferrín ECU & Douwe Amels NED 2.17; Bi Xiaoliang CHN & Keith Moffatt USA NH

Group B qualifiers: Bondarenko, Zhang, Drouin & Ingraham 2.26; Ukhov DQ (ADr10.8) (2.26)

Non-qualifiers: Adónios Mástoras GRE, Mickaël Hanany FRA, Silvano Chesani ITA & Dusty Jonas USA 2.26; Yuriy Krymareno UKR, Majed El Dein Ghazal SYR, Edgar Rivera MEX & Jesse Williams USA 2.22; Brandon Starc AUS, Ali Mohamed Younes Idris SUD, Aleksey Dmitrik RUS & Szymon Kiecana POL 2.17

Beijing 2015

Final (Aug 30)

1,	Derek Drouin	CAN	2.34
=2,	Zhang Guowei	CHN	2.33
	Bogdan Bondarenko	UKR	2.33
4,	Mutaz Essa Barshim	QAT	2.33
5,	Daniyil Tsyplov	RUS	2.29
6,	Donald Thomas	BAH	2.29
7,	Jaroslav Bába	CZE	2.29
=8,	Erik Kynard	USA	2.25
	Gianmarco Tamberi	ITA	2.25

10, Trevor Barry BAH 2.25; 11, Dimitrios Hondrokoúkis CYP 2.25; =12, Brandon Starc AUS & Eike Onnen GER 2.25; 14, Konstadinos Baniótiis GRE 2.20

Series	2.20	2.25	2.29	2.33	2.36	2.38	2.34	2.36
Drouin	o	o	o	o	xxx	x	o	x--
Bondarenko	-	o	-	o	xxx	x	x	
Zhang	o	o	o	o	xxx	x	x	
Barshim	o	o	xo	o	xxx			
Tsyplov	o	o	o	xxx				
Thomas	o	o	xo	-	xxx			
Bába	o	xo	xo	xxx				
Kynard	o	o	xxx					
Tamberi	o	o	xxx					

Of the big four favourites, only Barshim had any failures before 2.33, but this failure (at 2.29) proved decisive when he and four others all failed three times at 2.36. Of those five, three men had no earlier misses. So Drouin, Bondarenko and Zhang commenced three-way jump-off, the first time this had happened at a World Championship.

All three failed on a fourth attempt at 2.36, but then Drouin cleared 2.34, leaving Bondarenko and Zhang in a tie for second when they missed at that height. "I hoped to make a medal," said the Canadian, "but hoping for and making it actually happen are two different things. I was first on the line-up [to jump], that was good to keep the pressure on the field." For the first time a jump of 2.29 did not guarantee a place in the final.

Qualifying round (2.31 or top 12 to final (Aug 28))

Group A qualifiers: Drouin, Barshim, Starc, Onnen & Baniótiis 2.31; Barry & Tamberi 2.29

Non-qualifiers: JaCorian Duffield USA & Andriy Protsenko UKR 2.29; Wang Yu CHN, Robbie Grabarz GBR, Mihai Donisan ROU, Jesse Williams USA, Ivan Ukhov RUS, Naoto Tobe JPN 2.26; Yuriy Krymareno UKR, Takashi Eto JPN, Kabelo Kgosiemang BOT & Sylwester Bednarek POL 2.22; Ali Mohamed Younes Idris SUD 2.17

Group B qualifiers: Zhang, Bondarenko, Hondrokoúkis & Bába 2.31; Tsyplov, Thomas & Kynard 2.29

Non-qualifiers: Majed El Dein Ghazal SYR 2.29; Michael Mason CAN, Joel Baden AUS, Ryan Ingraham BAH & Dmytro Yakovenko UKR 2.26; Mateusz Przybylko GER, Hsiang Chun-Hsieng TPE & Dmitriy Kroyter ISR 2.22; Yuji Hiramatsu JPN, Eugenio Rossi SMR, Matúš Bubenik SVK & Talles Frederico Silva BRA 2.17

London 2017

Final (Aug 13)

1,	Mutaz Essa Barshim	QAT	2.35
2,	Daniil Lysenko	ANA/RUS	2.32
3,	Majed El Dein Ghazal	SYR	2.29
4,	Edgar Rivera	MEX	2.29
5,	Mateusz Przybylko	GER	2.29
=6,	Robbie Grabarz	GBR	2.25
	Ilya Ivanyuk	ANA/RUS	2.25
8,	Bryan McBride	USA	2.25

9, Bogdan Bondarenko UKR 2.25; 10, Eike Onnen GER 2.20; Tihomir Ivanov BUL NH; Wang Yu CHN DNS

Series	2.20	2.25	2.29	2.32	2.35	2.40
Barshim	o	o	o	o	o	xxx
Lysenko	o	o	xo	o	xxx	
Ghazal	o	o	xo	xxx		
Rivera	o	o	xxo	xxx		
Przybylko	o	xo	xxo	xxx		
Grabarz	o	o	xxx			
Ivanyuk	o	o	xxx			
McBride	o	xo	xxx			

Barshim was again favourite, but this time lived up to expectations. The Qatari jumper led the qualifiers at 2.31 with a clean slate, and did the same in the final up to and including his winning leap of 2.35. Behind him, the youngest finalist, 20 year-old Lysenko, was the only other man to clear 2.32, while the battle for bronze was won by Ghazal, who earned Syria's first ever medal by a male athlete, edging Rivera and Przybylko. Of those three, it was Rivera who was closest to making 2.32.

The official biomechanical report noted that Barshim was the only man to match the highest point of his best jump with the plane of the crossbar, describing his technique as "requiring extreme levels of elasticity". These were displayed as the athletes warmed up before the start, when the Qatari was seen hurdling over a bar set at 1.93.

Qualifying round (2.31 or top 12 to Final (Aug 11))

Group A qualifiers: Barshim, Bondarenko, Ivanov & Grabarz 2.31; Ivanyuk, McBride, Onnen, Rivera & Wang 2.29

Non-qualifiers: Talles Frederico Silva BRA & Ricky Robertson USA 2.29; Sylwester Bednarek POL & Nauraj Singh Randhawa MAS 2.26; Donald Thomas BAH 2.22

Group B qualifiers: Lysenko & Przybylko 2.31; Ghazal 2.29

Non-qualifiers: Andriy Protsenko UKR, Gianmarco Tamberi ITA & Fernando Ferreira BRA 2.29; Michael Mason CAN & Eure Yáñez VEN 2.26; Takashi Eto JPN, Zhang Guowei CHN & Woo Sang-Hyeok KOR 2.22; Jeron Robinson USA 2.17; Erik Kynard USA NH

Doha 2019

Final (Oct 4)

1,	Mutaz Essa Barshim	QAT	2.37
2,	Mikhail Akimenko	ANA/RUS	2.35
3,	Ilya Ivanyuk	ANA/RUS	2.35
4,	Maksim Nedasekau	BLR	2.33
5,	Luis Zayas	CUB	2.30
6,	Brandon Starc	AUS	2.30
7,	Michael Mason	CAN	2.30
=8,	Lee Hup Wei	MAS	2.27
	Gianmarco Tamberi	ITA	2.27

10, Wang Yu CHN 2.24; 11, Jeron Robinson USA 2.24; 12, Joel Castro PUR 2.19

Series	2.19	2.24	2.27	2.30	2.33	2.35	2.37
Barshim	o	o	o	o	xxo	o	o
Akimenko	o	o	o	o	o	o	xxx
Ivanyuk	o	o	o	o	xxo	o	xxx
Nedasekau	o	xo	xo	xo	o	x	xx
Zayas	o	o	o	o	xxx		
Starc	o	xo	xxo	o	xxx		
Mason	o	o	o	xxo	xxx		
Lee	o	o	xo	xxx			
Tamberi	o	o	xo	x	xx		

In 2018, six men legitimately cleared 2.35 or higher. Before Doha in 2019, just two had achieved that height and defending champion Barshim, returning from ankle surgery, had only managed 2.27 from his three competitive appearances outdoors. Happily, those yearly statistics were re-written at the World Championships, and in front of the first capacity crowd reported, 42,180.

Barshim, the host nation's top athlete, set a season's best 2.29 to qualify with no failures. He was then one of seven to clear 2.30 in the final. At 2.33 the Authorised Neutral Russian Akimenko took the lead with his first-time success. Nedasekau (aka Nedosekov) was also over first time though had earlier failures. Barshim and Ivanyuk needed

three tries so all four went on to 2.35. The Belarusian went first and failed. That left him in fourth place because the other three all went over first time to match the world lead.

Barshim connected with the crowd by flapping his arms like a bird, a reference to the championship mascot, Falah the falcon. He then took an outright lead with a splendid first-time clearance at 2.37. No-one else was successful and so the world title stayed in Qatar.

Qualifying round (2.31 or top 12 to final) (Oct 1)

Group A qualifiers: Barshim, Ivanyuk, Starc & Zayas 2.29; Castro & Nedasekau 2.26

Non-qualifiers: Shelby McEwen USA, Tihomir Ivanov BUL & Stefano Sottile ITA 2.26; Donald Thomas BAH, Adrijus Glebauskas LTU, Ryo Sato JPN & Django Lovett CAN 2.22; Majed El Dein Ghazal SYR 2.17; Bogdan Bondarenko UKR NH

Group B qualifiers: Akimenko, Mason, Wang, Robinson, Lee & Tamberi 2.29
Non-qualifiers: Naoto Tobe JPN, Andrii Protsenko UKR 2.26; Douwe Amels NED & Hamish Kerr NZL 2.22; Takashi Eto JPN, Joel Baden AUS, Keenon Laine USA, Mathew Sawe KEN & Mateusz Przybylko GER 2.17; Dzmitry Nabokau BLR DQ (ADr10.8) (2.26)

HIGH JUMP

Multiple Medallists:

4	Javier Sotomayor	CUB	91-2, 93-1, 95-2, 97-1
	Yaroslav Rybakov	RUS	01-2=, 05-2=, 07-2, 09-1
3	Artur Partyka	POL	93-2, 95-3, 97-2
	Mutaz Issa Barshim	QAT	13-2, 17-1, 19-1
2	Gennadiy Avdeyenko	URS	83-1, 87-2=
	Mark Boswell	CAN	99-2, 03-3
	Martin Buss	GER	99-3, 01-1
	Vyacheslav Voronin	RUS	99-1, 01-2=
	Kyriakos Ioannou	CYP	07-3, 09-2
	Bogdan Bondarenko	UKR	13-1, 15-2=
	Derek Drouin	CAN	13-3, 15-1

Most Finals:

6	Jaroslav Bába	CZE	03-11, 05-5=, 07-8, 09-5=, 11-4, 15-7
---	---------------	-----	---------------------------------------

Most Appearances:

8	Dragutin Topić	YUG/IWP/SCG/SRB	91-9, 93-26=Q, 95-8=, 97-22=Q, 99-4, 05-9, 07-31=Q, 09-30Q
---	----------------	-----------------	--

National Placings:

	1	2	3	4	5	6	7	8	Points
RUS/ANA	2	4+3=	1	1+1=	1+1=	1=	-	2	91
USA	2	1	1	1	-	2	2	3+2=	48
CUB	2	2+1=	-	-	1+2=	-	-	-	47.5
GER	1	-	1+1=	2+1=	1	-	2	1	43
SWE	1	1	-	1+1=	1+1=	1+1=	2	-	40.5
CAN	1	1	2	1	-	2=	1	1	40
BAH	2	-	1	-	2+1=	1	-	1=	36.8
QAT	2	1	-	1	-	-	1	-	30
POL	-	2	1+1=	-	-	1	-	1=	28.8
URS	1	2=	-	1=	-	-	-	1	26.5
GBR	-	-	1	1+2=	-	1+1=	-	-	25.5
UKR	2	1=	-	-	-	-	-	1	23.5
CZE	-	-	-	1	3=	-	1	1	17.5
CHN	-	1=	1	-	-	-	1	-	14.5
CYP	-	1	1	-	-	-	-	-	13
AUS	-	-	1	-	-	1	-	1=	9.3
NOR	-	-	-	2=	-	-	-	-	9
RSA	1	-	-	-	-	-	-	-	8
GRE	-	-	-	-	1=	1	-	1=	6.8
SYR	-	-	1	-	-	-	-	-	6
YUG	-	-	-	1	-	-	-	1=	5.3
BLR	-	-	-	1	-	-	-	-	5
MEX	-	-	-	1	-	-	-	-	5
ITA	-	-	-	-	1=	-	-	2=	4.5
BER	-	-	-	-	1	-	-	-	4
JAM	-	-	-	-	1	-	-	-	4
KOR	-	-	-	-	-	1=	-	1	3.5
ROU	-	-	-	-	-	1	-	-	3
FRA	-	-	-	-	1=	-	-	-	2.5
NED	-	-	-	-	1=	-	-	-	2.5
ESP	-	-	-	-	-	-	1	-	2
ISR	-	-	-	-	-	-	1	-	2
TCH	-	-	-	-	-	-	1	-	2
IRL	-	-	-	-	-	-	-	1=	0.5
MAS	-	-	-	-	-	-	-	1=	0.5
BOT	-	-	-	-	-	-	-	1=	0.3
Totals	17	13+8=	12+2=	12+8=	8+12=	9+6=	13	11+12=	612

Pole Vault

Helsinki 1983

Final (Aug 14)

1,	Sergey Bubka	URS	5.70
2,	Konstantin Volkov	URS	5.60
3,	Atanas Tarev	BUL	5.60
4,	Tadeusz Ślusarski	POL	5.55
5,	Tom Hintnaus	BRA	5.50
6,	Patrick Abada	FRA	5.50
7,	Miro Zalar	SWE	5.50
=8,	Władysław Kozakiewicz	POL	5.40
	Thierry Vigneron	FRA	5.40

=10, Felix Böhni SUI, František Jansa TCH & Vladimir Polyakov URS 5.40; 13, Jeff Buckingham USA 5.40; 14, Veijo Vannesluoma FIN 5.40; =15, Liang Weiqiang CHN & Günther Lohre FRG 5.25; 17, Jürgen Winkler FRG 5.25; 18, Timo Kuusisto FIN 5.25; 19, Tomomi Takahashi JPN 5.25; 20, Alberto Ruiz ESP 5.10, George Barber CAN, Hermann Fehringer AUT, Tapani Haapakoski FIN, Billy Olson USA, Pierre Quinon FRA, Mike Tully USA & Ivo Yanchev BUL NH

Series	5.25	5.40	5.50	5.55	5.60	5.65	5.70	5.75
Bubka	-	o	o	-	xxo	-	o	-
	xxx							
Volkov	-	o	-	-	o	-	x	xx
Tarev	-	xxo	o	-	o	xxx		
Ślusarski	-	xo	-	o	-	xxx		
Hintnaus	-	xo	o	-	xx-	x		
Abada	-	-	xo	-	xxx			
Zalar	-	xo	xo	-	xxx			
Kozakiewicz	-	o	x	xx				
Vigneron	o	o	xxx					

All of top-8 passed 5.10

Like the Helsinki high jump, victory went to a little-known Ukrainian. The contest lasted almost seven hours after the qualifying round was abandoned due to heavy rain and strong winds. All 27 men appeared again in the final, where it took five and a half hours for the bar to be raised to 5.60. By then, eight men were in contention.

Volkov and Tarev made it on their first attempt while Bubka, the third string Soviet, went over on his third. At 5.65, the two Soviets passed. Tarev failed, but won the bronze because three others who passed at 5.60 also went out. Vaulting first in distinctive striped socks, Bubka had an easy first-time success at 5.70. The more experienced Volkov failed once at 5.70 and twice at 5.75. The winner, not 20 until December, took three attempts at a world record of 5.82.

Qualifying round (Not completed due to bad weather) (Aug 12) = still in competition

Group A: Konstantin Volkov URS 5.40+; Atanas Tarev BUL, Pierre Quinon FRA & Patrick Abada FRA 5.30+; Jürgen Winkler FRG, František Jansa TCH, Tom Hintnaus BRA, Tadeusz Ślusarski POL, Vladimir Polyakov URS 5.20+; Veijo Vannesluoma FIN 5.20; Billy Olson USA yet to enter; George Barber CAN & Tapani Haapakoski FIN NH

Group B: Władysław Kozakiewicz POL 5.30+; Sergey Bubka URS, Miro Zalar SWE, Mike Tully USA, Timo Kuusisto FIN, Liang Weiqiang CHN 5.20+; Alberto Ruiz ESP 5.00; Jeff Buckingham USA, Thierry Vigneron FRA & Felix Böhni SUI yet to enter; Tomomi Takahashi JPN, Herman Fehringer AUT, Ivo Yanchev BUL & Günther Lohre FRG NH

Rome 1987

Final (Sep 5)

1,	Sergey Bubka	URS	5.85
2,	Thierry Vigneron	FRA	5.80
3,	Radion Gataullin	URS	5.80
4,	Marian Kolasa	POL	5.80
=5,	Earl Bell	USA	5.70
	Nikolay Nikolov	BUL	5.70
7,	Delko Lesov	BUL	5.60
8,	Atanas Tarev	BUL	5.60

9, Aleksandr Obizhayev URS 5.50; 10, Ferenc Salbert FRA 5.50; 11, Gianni Stecchi ITA 5.40; 12, Miro Zalar SWE 5.30; Hermann Fehringer AUT & Zdeněk Lubenský TCH NH

Series	5.40	5.50	5.60	5.70	5.75	5.80	5.85	6.05
Bubka	-	-	-	o	-	-	o	xxx
Vigneron	-	o	-	o	-	xo	xxx	
Gataullin	-	-	o	xo	-	xo	xxx	

	<u>5.40</u>	<u>5.50</u>	<u>5.60</u>	<u>5.70</u>	<u>5.75</u>	<u>5.80</u>	<u>5.85</u>
Kolasa	-	o	xo	xxo	-	xxo	xxx
Bell	o	-	o	o	xxx		
Nikolov	o	-	o	o	xx	x	
Lesov	o	-	o	xxx			
Tarev	o	-	xo	x	xx		

All of top-8 passed 5.30

Bubka, now firmly established as one of the world's greatest athletes, took just two jumps to retain his title. He came in at 5.70 (same as his 1983 winning height) and returned at 5.85, at which point all but three of the finalists had been eliminated. These three (Gataullin, Vigneron and Kolasa) all went out at 5.85 whereas Bubka cleared easily. The Soviet vaulter then had the bar raised to 6.05.

Just as he was preparing for his first attempt, a fanfare began for the women's shot put medal ceremony, causing an angry Bubka to abort his effort. He returned with two poor tries before retiring.

Qualifying round (5.55 or top 12 to final) (Sep 3)

Group A qualifiers: Kolasa, Bubka & Tarev 5.50; Gataullin, Lubensky & Fehringer 5.40

Non-qualifiers: Bernhard Zintl FRG 5.30; Timo Kuusisto FIN 5.20; Liang Xuereng CHN 5.10; István Bagyula HUN 5.00; Philippe Collet FRA & Billy Olson USA NH

Group B qualifiers: Obizhayev, Bell, Salbert, Nikolov, Lesov, Vigneron, Stecchi & Zalar 5.40

Non-qualifiers: Mirosław Chmara POL 5.20; Joe Dial USA, Bob Ferguson CAN & Kimmo Kuusela FIN NH

Tokyo 1991

Final (Aug 29)

1, Sergey Bubka	URS	5.95
2, István Bagyula	HUN	5.90
3, Maksim Tarasov	URS	5.85
4, Radion Gataullin	URS	5.85
5, Peter Widén	SWE	5.75
6, Tim Bright	USA	5.75
7, Hermann Fehringer	AUT	5.60
8, Thierry Vigneron	FRA	5.60
9, Bernhard Zintl	GER	5.50;
10, Jean Galfione	FRA	5.40;
11, Doug Wood	CAN	5.40;
12, Galin Nikov	BUL	5.30;
Philippe Collet	FRA	NH

Series	<u>5.40</u>	<u>5.50</u>	<u>5.55</u>	<u>5.60</u>	<u>5.65</u>	<u>5.70</u>	<u>5.75</u>	<u>5.80</u>
	<u>5.85</u>	<u>5.90</u>	<u>5.95</u>					
Bubka	-	-	-	-	-	o	-	-
	-	x	xo					
Bagyula	o	xo	-	o	-	o	-	xo
	xo	o	xxx					
Tarasov	-	o	-	-	-	o	-	o
	o	xxx						
Gataullin	-	-	-	-	-	xo	-	x
	xo	xx	x					
Widén	o	o	-	o	-	xxo	o	xxx
Bright	-	xxo	-	-	xo	-	xxo	-
	xxx							
Fehringer	o	-	-	o	-	xxx		
Vigneron	xo	-	-	o	-	xxx		

Bubka won his third consecutive world title, but like Greg Foster earlier in the same evening, gave his supporters some anxious moments before securing the treble. The Ukrainian needed pain-killing injections 90 minutes before the final, and these began to wear off after he entered successfully at 5.70. While Bubka received another injection, three men equalled his championship record of 5.85 – Gataullin, Tarasov and Bagyula.

The world record holder returned, limping, to try for 5.90. Gataullin was first to try and failed narrowly. Tarasov went under the bar while the ailing Bubka hit the bar on the way up. Bagyula went clear to overtake the Soviet trio. Tarasov failed twice more at 5.90, while Gataullin had one more attempt before saving his last try for 5.95. He failed, so finished fourth. Bubka decided to take both his remaining tries at 5.95. He missed the first of these. Bagyula, with three tries, also failed first time. Had Bubka failed his second and last try, he would have placed seventh. After waiting for the end of the women's 400m hurdles medal ceremony, he went over 5.95 to win. Bagyula could not respond, and concluded "It's not possible to beat Sergey at the moment."

Qualifying Round (5.60 or top 12 to final) (Aug 27)

Group A qualifiers: Widén, Bubka, Tarasov, Nikov, Vigneron, Bright & Galfione 5.50

Non-qualifiers: Mike Edwards GBR, Mirosław Chmara POL & Simon Arkell AUS 5.40; Nikolay Nikolov BUL, Kim Chul-Kyun KOR & Sazan Fisheku ALB 5.30; Alberto Ruiz ESP 5.20; Petri Peltoniemi FIN NH

Group B qualifiers: Gataullin, Zintl, Bagyula, Collet, Wood & Fehringer 5.50

Non-qualifiers: Hideyuki Takei JPN 5.45, Joe Dial USA, Jani Lehtonen FIN, Paul Gibbons NZL & Zdeněk Lubensky TCH 5.40; Kelly Riley USA, Javier Garcia ESP, Delko Lesev BUL 5.30; Edgar Díaz PUR & Martin Voss DEN 5.20

Stuttgart 1993

Final (Aug 19)

1, Sergey Bubka	UKR	6.00
2, Grigoriy Yegorov	KAZ	5.90
=3, Maksim Tarasov	RUS	5.80
Igor Trandekov	RUS	5.80
5, Scott Huffman	USA	5.80
6, Denis Petushinskiy	RUS	5.80
7, Valeri Bukreyev	EST	5.75
8, Jean Galfione	FRA	5.70
9, Vasiliy Bubka	UKR	5.70;
10, István Bagyula	HUN	5.70;
11, Peter Widén	SWE	5.60;
Mårten Ulvståck	SWE	NH;
Daniel Martí	ESP	DNS.

Widén added to the final on the instruction of the World Athletics Technical Delegates

Series	<u>5.50</u>	<u>5.60</u>	<u>5.70</u>	<u>5.75</u>	<u>5.80</u>	<u>5.85</u>	<u>5.90</u>	<u>5.95</u>
	<u>6.00</u>	<u>6.14</u>						
Bubka	-	-	o	-	-	-	o	-
	o	xxx						
Yegorov	-	o	-	o	-	o	o	-
	xxx							
Tarasov	-	o	-	-	o	-	xxx	
Trandekov	-	o	-	-	o	-	xx	x
Huffman	o	-	xo	-	o	xxx		
Petushinski	-	o	xxo	-	xo	xxx		
Bukreyev	-	o	-	xo	-	xxx		
Galfione	-	o	-	xo	-	xxx		

The soaring standard of world pole vaulting was evident when the qualifying standard was set at 5.75. Four men found vaults of 5.65 insufficient to progress to the final.

Bubka entered at his usual opening height of 5.70. He passed the next three heights, then joined three other men – all ex-Soviets – attempting 5.90. He cleared but so did Yegorov, therefore matching his own Asian record. Tarasov and Trandekov went out, tying for the bronze. The bar went up to 6.00 and Bubka brilliantly maintained his perfect record, becoming the first man to vault so high in an outdoor championship. It proved too much for Yegorov, meaning that Bubka had uniquely won a fourth world title.

The winner then went for a world record of 6.14, but was wrongly timed out after just two minutes on his first attempt. Ten minutes of deliberations between Bubka and the judges followed before the Ukrainian was allowed to go again. He failed three times but got near on his third attempt.

Qualifying Round (5.75 or top 12 to final) (Aug 17)

Group A qualifiers: Yegorov & Petushinskiy 5.75; S Bubka, Trandekov & Ulvståck 5.65

Non-qualifiers: Mike Holloway USA, Okkert Brits RSA & Andrea Pegoraro ITA 5.65; Dean Starkey USA, Jani Lehtonen FIN & Patrik Stenlund SWE 5.55; Javier García ESP, Paul Benavides MEX, Aleksandr Zhukov MDA & Philippe D'Encausse FRA 5.45; Tim Lobinger GER & Gennadiy Sukharev BLR 5.35; Werner Holl GER & Toshiyuki Hashioka JPN 5.25; Doug Wood CAN & Reynald Mury SUI 5.15; Demingo Kapal BRU 4.45; Aleksandr Korchagin KAZ NH

Group B qualifiers: Galfione 5.75; Bagyula, V Bubka, Bukreyev, Huffman, Martí, Tarasov & Widén 5.65

Non-qualifiers: Igor Potapovich KAZ 5.65; Martin Amann GER & Danny Krasnov ISR 5.55; Gérald Baudouin FRA, Simon Arkell AUS, Heikki Vaaraniemi FIN, Martin Voss DEN, Mike Edwards GBR 5.45; Delko Lesov BUL, Stavros Tsiouras GRE, Nuno Fernandes POR, Zdeněk Lubensky CZE 5.25; José Manuel Arcos ESP & Petri Peltoniemi FIN NH

Gothenburg 1995

Final (Aug 11)

1, Sergey Bubka	UKR	5.92
2, Maksim Tarasov	RUS	5.86
3, Jean Galfione	FRA	5.86

4,	Okkert Brits	RSA	5.80
5,	Radion Gataullin	RUS	5.70
6,	Scott Huffman	USA	5.70
7,	Igor Trandekov	RUS	5.70
8,	Dean Starkey	USA	5.60

=9, Andrei Tiwontchik GER & Igor Potapovich KAZ 5.60; 11, Tim Lobinger GER 5.40; Valeri Bukrejev EST NH

Series	5.60	5.70	5.80	5.86	5.92	6.15
Bubka	-	xo	-	-	o	xxx
Tarasov	-	xo	-	o	xxx	
Galfione	o	-	xo	xxo	xxx	
Brits	xo	-	o	-	xxx	
Gataullin	-	o	-	xxx		
Huffman	o	xo	xxx			
Trandekov	-	xxo	-	xxx		
Starkey	o	xxx				

A fifth world championships and a fifth world title for Sergey Bubka. This time, he needed only three jumps in the final. The first was a failure at 5.70, after which he adjusted the uprights by about 15cm. He cleared on his second attempt, and re-entered the contest at 5.92, which he made first time with plenty to spare. Three other men also attempted that height; all were unsuccessful though Brits was near. Bubka then went for 6.15 and was close on his third attempt.

"I kept the run-up the same for the first two attempts. That was a stupid mistake," explained Bubka. "I knew I was in really good condition and I expected a world record, but I didn't beat myself inside, so it's my fault."

Qualifying round (5.70 or top 12 to final) (Aug 9)

Group A qualifiers: Tarasov, Starkey, Bubka, Bukrejev, Potapovich & Lobinger 5.65; Galfione 5.55

Non-qualifiers: Heikki Vaaranemi FIN, István Bagyula HUN & Nick Buckfield GBR 5.55; Peter Widén SWE, Riaan Botha RSA & Simon Arkell AUS 5.40; Domitien Mestre BEL, Aleksandr Zhukov MDA, Christos Pallakis GRE 5.20; Paul Benavides MEX & José Manuel Arcos ESP NH; Ruhan İşim TUR DNS

Group B qualifiers: Gataullin & Trandekov 5.70; Huffman, Tiwontschik & Brits 5.65

Non-qualifiers: Trond Barthel NOR & Patrik Stenlund SWE 5.55; Dmitri Markov BLR, Nuno Fernandes POR, Fotis Stefani CYP, Kim Chul-Kyun KOR & Javier García ESP 5.40; James Miller AUS, Martin Voss DEN, Aleksandr Korchagin KAZ & Jean-Michel Godard FRA 5.20; Konstantin Semyonov ISR, Bill Payne USA & Grigoriy Yegorov KAZ NH

Athens 1997

Final (Aug 10)

1,	Sergey Bubka	UKR	6.01
2,	Maksim Tarasov	RUS	5.96
3,	Dean Starkey	USA	5.91
4,	Tim Lobinger	GER	5.80
5,	Nick Buckfield	GBR	5.70
6,	Pat Manson	USA	5.70
7,	Vadim Strogalyov	RUS	5.70
8,	Yevgeniy Smiryagin	RUS	5.70

=9, Danny Krasnov ISR 5.50; Martin Eriksson SWE 5.50; 11, Trond Barthel NOR 5.50; Riaan Botha RSA & Jean Galfione FRA NH

Series	5.50	5.70	5.80	5.86	5.91	5.96	6.01	6.06
Bubka	-	xo	-	-	xo	-	o	-
	x--							
Tarasov	-	xo	-	o	xxo	o	x	xx
Starkey	xo	o	o	xxo	xxo	x	xx	
Lobinger	o	o	o	xxx				
Buckfield	o	o	xxx					
Manson	xo	o	xxx					
Strogalyov	o	xxo	xxx					
Smiryagin	xo	xxo	xxx					

Without question, Bubka was the brightest star of the 1997 championships. Here was a man who, at 33, and struggling to regain fitness after an Achilles tendon operation in December 1996, could have been excused had he come up short on this occasion. But no, instead he sailed over the greatest height ever cleared in a major international championship to become world champion for the sixth time over a 14-

year span, a sequence that will probably never be matched in any event.

The 5.70 he cleared in the qualifying competition was his best for the season, and after making that height at the second try in the final he coolly passed 5.80 and 5.86. With the bar at 5.91 and with Tarasov and Starkey still in contention, Bubka had to clear – or finish an ignominious seventh. At the second attempt he cleared to take the lead, followed by Tarasov (2nd attempt) and Starkey (3rd attempt). Tarasov then cleared 5.96 first time, Starkey had one failure and Bubka passed! The bar went up to 6.01: Starkey and Tarasov failed their first attempts ... Bubka, with a frighteningly intense look in his eyes, determination personified, cleared with plenty to spare. It was all over although Starkey did have one more try at 6.01, and Tarasov reserved his two remaining attempts for 6.06.

It was an astonishing performance under any circumstances, but from a man who because of continuing Achilles tendon problems, had only started jogging in April and had completed only three pole vault training sessions that year, it was practically miraculous. "My participation was a big risk because pain in my Achilles tendon is still with me," said Bubka. "It was not my best title, but it was the most difficult."

Qualifying Round (5.75 or top 12 to final) (Aug 8)

Group A qualifiers: Lobinger, Tarasov, Buckfield, Bubka, Barthel, Manson & Krasnov 5.70

Non-qualifiers: Juan Concepción ESP, Andrei Tiwontchik GER, Alain Andji FRA 5.60; Peter Widén SWE, Ilian Efremov BUL, Vesa Rantanen FIN, Andrea Giannini ITA & Edgar Díaz PUR 5.45; Ruhan İşim TUR 5.30; Aleksandr Korchagin KAZ, Okkert Brits RSA, Montxu Miranda ESP & Lawrence Johnson USA NH

Group B qualifiers: Eriksson, Smiryagin, Galfione, Strogalyov, Botha & Starkey 5.70

Non-qualifiers: Igor Potapovich KAZ, Khalid Lachheb FRA, Michael Stolle GER & Fabio Pizzolato ITA 5.60; Paul Gibbons NZL 5.45; Laurens Looije NED & Vyacheslav Shuteyev UKR 5.30; Heikki Vaaranemi FIN, Javier García ESP, Jurij Rován SLO, Martin Voss DEN & Stavros Tsitouras GRE NH

Seville 1999

Final (Aug 26)

1	Maksim Tarasov	RUS	6.02
2,	Dmitri Markov	AUS	5.90
3,	Alex Averbukh	ISR	5.80
=4,	Danny Ecker	GER	5.70
	Nick Hysong	USA	5.70
6,	Tim Lobinger	GER	5.70
=7,	Michael Stolle	GER	5.70
	Igor Potapovich	KAZ	5.70

9, Danny Krasnov ISR 5.50; 10, Okkert Brits RSA 5.50; Romain Mesnil FRA & Jean Galfione FRA NH; Montxu Miranda ESP DNS

Series	5.50	5.70	5.80	5.90	5.96	6.02	6.07
Tarasov	-	o	-	o	xxo	o	
Markov	-	o	-	o	-	x	xx
Averbukh	-	xo	xo	xxx			
Ecker	o	o	xxx				
Hysong	o	o	xxx				
Lobinger	o	xo	xxx				
Stolle	o	xxo	-	xxx			
Potapovich	-	xxo	-	x	xx		

For the first time the world pole vault champion would be someone other than Sergey Bubka, out with an Achilles tendon injury. His heir apparent had long been Tarasov, the 1992 Olympic Champion and a medallist behind Bubka at the last four World Championships, and he grasped the opportunity. The Russian cleared 5.70 and 5.90 first time, 5.96 at the third and 6.02 – adding a centimetre to Bubka's championship record – at the first try. He had to wait until Markov, who passed 5.96, used up his trials at 6.02 (one) and 6.07 (two) before victory was confirmed. "I hope that now, when people talk about pole vault, they will not talk only about Bubka, but also a bit about me," he said. As bigger names floundered, Siberian-born Averbukh (an 8084 decathlete in 1997) surprisingly took bronze for Israel's first ever medal as he was the only man to clear 5.80. Thus, the first three places all went to ex-Soviet athletes.

Qualifying round (5.75 or top 12 to final) (Aug 24)

Group A qualifiers: Markov, Ecker, Tarasov, Hysong, Mesnil & Lobinger 5.70; Miranda & Brits 5.65

Non-qualifiers: Pat Manson USA, Martin Eriksson SWE, Heikki Vääräniemi FIN & Petr Spacek CZE 5.55; Martin Kysela CZE, Thibaut Duval BEL & Maurilio Mariani ITA 5.40; Fumiaki Kobayashi JPN NH

Group B qualifiers: Stolle, Potapovich & Galfione 5.70; Averbukh & Krasnov 5.65
Non-qualifiers: Jeff Hartwig USA, José Manuel Arcos ESP, Dominic Johnson LCA, Vadim Strogalyov RUS & Jussi Autio FIN 5.55; Martin Voss DEN, Javier García ESP, Kevin Hughes GBR, Štěpán Janáček CZE & Patrik Kristiansson SWE 5.40; Trond Barthel NOR NH

Edmonton 2001

Final (Aug 9)

1,	Dmitri Markov	AUS	6.05
2,	Alex Averbukh	ISR	5.85
3,	Nick Hysong	USA	5.85
4,	Michael Stolle	GER	5.85
5,	Romain Mesnil	FRA	5.85
=6,	Richard Spiegelburg	GER	5.75
	Christian Tamminga	NED	5.75
8,	Adam Kolasa	POL	5.75
9,	Tim Mack USA 5.75; 10, Viktor Chistyakov AUS 5.75; 11, Danny Ecker GER 5.65; 12, Martin Eriksson SWE 5.50; Rens Blom NED NH		

Series	5.50	5.65	5.75	5.85	5.90	5.95	6.05	6.10
Markov	-	-	xxo	-	o	o	xo	xxx
Averbukh	-	xo	o	o	x	xx		
Hysong	-	o	o	xo	xxx			
Stolle	xxo	o	o	xo	xxx			
Mesnil	-	xxo	o	xxo	xxx			
Spiegelburg	o	o	o	xxx				
Tamminga	o	o	o	xxx				
Kolasa	xo	o	o	xxx				

A record 10 men cleared 5.75 in the final. At 5.85, four were successful, excluding Seville silver medallist Markov who was nursing a stubbed toe. He saved himself for 5.90, and had he failed the Belarus-born Australian would have finished just 10th. He cleared first time, while Hysong, Stolle and Mesnil were eliminated. Only Averbukh was left to challenge Markov after saving his last two attempts for 5.95. Markov was over the first time while Averbukh went out. Then the 26 year-old produced arguably the finest performance of the Edmonton Championships by going over 6.05 on his second attempt. This was not only a meeting record, but also the highest ever mark at any major championship. After his win, Markov gave three bottles of champagne to the doctors who had treated his injured toe for 13 hours prior to the final.

Qualifying round (5.75 or top 12 to final) (Aug 7)

Group A qualifiers: Tamminga, Mack, Chistyakov, Spiegelburg, Stolle, Mesnil, Averbukh, Kolasa & Eriksson 5.70

Non-qualifiers: Dominic Johnson LCA 5.60; Vasily Gorshkov RUS 5.50; Manabu Yokoyama JPN NH

Group B qualifiers: Markov, Hysong, Ecker & Blom 5.70

Non-qualifiers: Patrik Kristiansson SWE, Piotr Buciariski DEN, Montxu Miranda ESP & Russ Buller USA 5.60; Štěpán Janáček CZE & Vesa Rantanen FIN 5.50; Rob Pike CAN & Nick Buckfield GBR 5.30; Giuseppe Gibilisco ITA NH

Paris 2003

Final (Aug 28)

1,	Giuseppe Gibilisco	ITA	5.90
2,	Okkert Brits	RSA	5.85
3,	Patrik Kristiansson	SWE	5.85
4,	Dmitri Markov	AUS	5.85
5,	Tim Lobinger	GER	5.80
=6,	Denys Yurchenko	UKR	5.70
	Tim Mack	USA	5.70
	Derek Miles	USA	5.70
=9,	Adam Kolasa POL & Vadim Strogalyov RUS 5.70; 11, Viktor Chistiakov AUS 5.60; Daichi Sawano JPN NH		

Series	5.50	5.60	5.70	5.75	5.80	5.85	5.90	5.95
Gibilisco	-	o	-	xx	o	o	o	-
Brits	-	xo	-	xo	-	xo	x	xx
Kristiansson	-	xo	-	o	o	xxo	xxx	
Markov	-	xo	-	xo	-	xxo	xx	x
Lobinger	-	o	o	xo	o	xxx		
Yurchenko	xo	-	o	-	xx	x		
Mack	xo	o	o	xxx				
Miles	xo	o	o	xxx				

Few would have predicted Gibilisco for victory before Paris, though they might have done so if they had realised that the Italian's coach was Vitaliy Petrov, the Ukrainian who was once coach to Sergey Bubka. It was Petrov who advised Gibilisco to pass in the final after two failures at 5.75. He came back with a new pole to clear 5.80 and was one of five men to then try 5.85.

The Italian was first to go of those five and went into the lead by clearing on his first attempt. Brits made it on his second, Kristiansson and defending champion Markov on their third. Lobinger, who was the leader before 5.85, went out. At 5.90 Gibilisco again succeeded with his first try and added 5cm to his new Italian record. The others were left to try 5.90 and/or 5.95, but all in vain.

Qualifying round (5.75 or top 12 to final) (Aug 26)

Group A qualifiers: Markov, Miles, Yurchenko & Mack 5.70; Kolasa 5.60

Non-qualifiers: Lars Börgeling GER, Rens Blom NED, Ilian Efremov BUL & Pavel Gerasimov RUS 5.60; Adam Ptáček CZE & Nick Buckfield GBR 5.50; Thibaut Duval BEL 5.35; Alexandre Barbaud FRA, Pierre Charles Peuf FRA & Fumiaki Kobayashi JPN 5.20; Alex Averbukh ISR NH

Group B qualifiers: Gibilisco, Chistiakov, Lobinger, Brits & Kristiansson 5.70; Sawano 5.60

Non-qualifiers: Vadim Strogalyov RUS & Spas Bukhalov BUL 5.60; Jeff Hartwig USA & Matti Mononen FIN 5.50; Piotr Buciariski DEN, Christian Tamminga NED & Dominic Johnson LCA 5.35; Štěpán Janáček CZE 5.20; Romain Mesnil FRA & Richard Spiegelburg GER NH

Helsinki 2005

Final (Aug 11)

1,	Rens Blom	NED	5.80
2,	Brad Walker	USA	5.75
3,	Pavel Gerasimov	RUS	5.65
4,	Igor Pavlov	RUS	5.65
=5,	Tim Lobinger	GER	5.50
	Giuseppe Gibilisco	ITA	5.50
	Nick Hysong	USA	5.50
8,	Daichi Sawano	JPN	5.50
9,	Patrik Kristiansson SWE 5.50; 10, Kevin Rans BEL 5.35; Dmitri Markov AUS & Danny Ecker GER NH		

Series	5.35	5.50	5.65	5.75	5.80	5.85
Blom	-	xxo	xo	xo	o	x--
Walker	-	xxo	xo	xo	x	xx
Gerasimov	-	o	xo	xxx		
Pavlov	-	o	xxo	xxx		
Gibilisco	-	o	xxx			
Hysong	-	o	xxx			
Lobinger	-	o	xxx			
Sawano	xo	o	xxx			

The qualifying round featured a long delay after Matti Mononen demolished one of the uprights after failing at 5.45. In that time weather conditions grew worse and after an infield debate including athletes, officials and World Athletics Council member Sergey Bubka it was agreed to reduce the qualifying height from 5.75 to 5.60. Ultimately, vaults of 5.45 were sufficient for progression.

The weather was 10° colder for the final. The average lifetime best for the finalists was 5.90, but 5.65 proved too difficult for all but four of the jumpers. The height of 5.75 was too much for European Indoor champion Pavlov and his team-mate Gerasimov, but US favourite Walker and rank outsider Blom cleared on their second attempts. Walker failed once at 5.80 and then, when Blom cleared first time, twice more at 5.85. Blom later said "when I woke up this morning and saw what the weather was like I thought I had a good chance of doing well." He became the first Dutchman ever to win a World or Olympic title.

Qualifying round (5.60 – reduced from 5.75 after a long delay due to equipment damage – or top 12 to final) (Aug 9)

Group A qualifiers: Hysong; Pavlov; Markov; Lobinger; Kristiansson 5.60; Rans & Sawano 5.45

Non-qualifiers: Jean Galfione FRA 5.45; Piotr Buciariski DEN 5.30; Liu Feiliang CHN, Vladyslav Revenko UKR, Toby Stevenson USA & Leonid Andreyev UZB NH

Group B qualifiers: Gerasimov 5.60; Ecker, Gibilisco, Blom, Walker 5.45

Non-qualifiers: Daniel Dossevi FRA, Konstadinos Filippidis GRE, Giovanni Lanaro MEX, Steve Hooker AUS & Denys Yurchenko UKR 5.45; Matti Mononen FIN & Jure Rovnan SLO 5.30; Lars Börgeling GER & Kim Yoo-Suk KOR NH

Osaka 2007

Final (Sep 1)

1, Brad Walker	USA	5.86
2, Romain Mesnil	FRA	5.86
3, Danny Ecker	GER	5.81
4, Igor Pavlov	RUS	5.81
5, Björn Otto	GER	5.81
6, Yevgeniy Lukyanenko	RUS	5.81
7, Aleksandr Averbukh	ISR	5.81
8, Tim Lobinger	GER	5.81
9, Steven Hooker	AUS	5.76;
10, Fábio Gomes da Silva	BRA	5.76;
11, Maksym Mazuryk	UKR	5.76;
12, Denys Yurchenko	UKR	5.66

Series	5.51	5.66	5.76	5.81	5.86	5.91
Walker	o	o	x	o	o	xxx
Mesnil		xo		o	xo	xxx
Ecker	o	o		o	x	xx
Pavlov	xo	o	x	o	xxx	
Otto	o	o		xo		xxx
Lukyanenko	xo	o	o	xo	xxx	
Averbukh		o		xxo		xxx
Lobinger	o	o	xo	xxo	xxx	

The final started at 5.51, and only one was eliminated as the athletes attempted 5.81. Ecker, Walker, Pavlov and Mesnil all cleared first time, though only the German had a faultless record at that point. The bar was subsequently raised to 5.86 and then 5.91, but only Walker (first time) and Mesnil (second attempt) were able to clear the former height. For the USA, who had provided the first 16 winners of the quadrennial Olympics, this was the first World Championship win in 11 attempts. Lobinger placed eighth with 5.81, better than the winning height in 2005.

In the qualifying round, 10 men cleared 5.70, and two men who made 5.65 first time (da Silva & Averbukh) qualified, while two men who cleared on their second attempt (Liu & Bukhalov) were eliminated, and had to be content with equalling the highest ever non-qualifying mark.

Qualifying round (5.75 or top 12 to final) (Aug 30)

Group A qualifiers: Ecker, Hooker, Pavlov, Lukyanenko, Walker, Mesnil, Mazuryk 5.70; da Silva 5.65

Non-qualifiers: Liu Feiliang CHN & Spas Bukhalov BUL 5.65; Alhaji Jeng SWE & Germán Chiaraviglio ARG 5.55; Andrej Poljanec SLO & Kevin Rans BEL 5.40; Robbie Pratt MEX NH

Group B qualifiers: Yurchenko, Lobinger & Otto 5.70; Averbukh 5.65

Non-qualifiers: Jeff Hartwig USA, Jacob Pauli USA, Michal Balner CZE & Jérôme Clavier FRA 5.55; Paul Burgess AUS, Aleksandr Korchmid UKR & Damien Dossévi FRA 5.40; Giovanni Lanaro MEX, Pavel Prokopenko RUS, Steven Lewis GBR, Leonid Andreev UZB & Daichi Sawano JPN NH

X

Berlin 2009

Final (Aug 22)

1, Steven Hooker	AUS	5.90
2, Romain Mesnil	FRA	5.85
3, Renaud Lavillenie	FRA	5.80
4, Maksym Mazuryk	UKR	5.75
5, Aleksandr Gripitch	RUS	5.75
6, Damien Dossévi	FRA	5.75
=7, Steven Lewis	GBR	5.65
Alexander Straub	GER	5.65
Giuseppe Gibilisco	ITA	5.65

=10, Daichi Sawano JPN & Viktor Chistiakov RUS 5.50; 12, Alhaji Jeng SWE 5.50; 13, Malte Mohr GER 5.50; Derek Miles USA NH; (=12,) Kevin Rans BEL DQ (ADr10.8) (5.50)

Rightful finalist: Jeremy Scott USA

Series	5.50	5.65	5.75	5.80	5.85	5.90	5.95
Hooker	-	-	-	-	x	o	-
Mesnil	o	o	x	o	o	x	xx
Lavillenie	o	o	xxo	o	x	x	x
Mazuryk	o	xo	o	x	xx		
Gripitch	o	xxo	o	xxx			
Dossévi	o	o	xo	xxx			
Lewis	xo	xo	xxx				
Straub	xo	xo	xxx				
Gibilisco	xo	xo	xx	x			

A second Australian (after Markov in 2001) defied a painful injury to become world champion. Reigning champion Walker scratched because of a hip injury, and Olympic Champion Hooker was suffering from injuries to his knee and thigh. A pain-killing injection enabled the Australian to take one jump in the qualifying round, after which he rose slowly from the landing bed clearly in great pain. Eleven athletes including Hooker cleared 5.65, and four first-time clearers at 5.55 also advanced.

Nine men cleared 5.65 in the final. At 5.75 only Mazuryk and Gripitch cleared first time. Dossévi got over 5.75 second time, and Lavillenie, who had cleared 6.01 in the European Cup in June, made the height on his third jump.

Mesnil – who passed to 5.80 after a failure at 5.75 – then cleared 5.80 on his first try to move into the lead ahead of Lavillenie, who also cleared first time. The gold and silver seemed set, but Hooker then appeared. After one failure at 5.85, the Aussie moved to 5.90 because Mesnil had cleared 5.85 on his first try. Remarkably Hooker got over 5.90 to win, because both he and the Frenchman failed at 5.95. He had won the world title with just two jumps, whereas his Olympic gold of 2008 had been earned after 10 such efforts in the final.

“Today was the hardest day of my life,” concluded Hooker, who admitted it had been a risk to come in at 5.85 but felt grateful for the 56 hours of rest he’d had since the qualifying round.

Qualifying round (5.75 or top 12 to final) (Aug 20)

Group A qualifiers: Hooker, Mesnil, Mazuryk, Dossévi, Gibilisco, Mohr, Gripitch & Miles 5.55

Non-qualifiers: Jeremy Scott USA, Konstadinos Filippidis GRE, Kim Yoo-Suk KOR, Igor Pavlov RUS 5.55; Spas Bukhalov BUL, Jan Kudlička CZE, Luke Cutts GBR & Yevgeniy Olkhovskiy ISR 5.40; Takafumi Suzuki JPN 5.25; Jesper Fritz SWE NH

Group B qualifiers: Lavillenie, Strau, Lewis, Jeng, Sawano & Chistiakov 5.55; Rans DQ (ADr10.8) (5.55)

Non-qualifiers: Björn Otto GER & Leonid Andreev UZB 5.55; Eemeli Salomäki FIN, Lukasz Michalski POL, Toby Stevenson USA & Jure Rovnan SLO 5.40

Denys Fedas UKR 5.25; Fábio Gomes da Silva BRA & Aleksandr Korchmyd UKR NH

Daegu 2011

Final (Aug 29)

1, Paweł Wojciechowski	POL	5.90
2, Lázaro Borges	CUB	5.90
3, Renaud Lavillenie	FRA	5.85
4, Łukasz Michalski	POL	5.85
5, Malte Mohr	GER	5.85
6, Konstadinos Filippidis	GRE	5.75
7, Mateusz Didenkow	POL	5.75
8, Fábio da Silva	BRA	5.65

=9, Jan Kudlička CZE, Steven Lewis GBR & Jeremy Scott USA 5.65; 12, Dmitry Starodubtsev RUS 5.65; 13, Derek Miles USA 5.65; 14, Daichi Sawano JPN 5.65; Igor Bychkov ESP & Romain Mesnil FRA NH

Series	5.50	5.65	5.75	5.85	5.90	5.95
Wojciechowski	o	o	o	x	xo	xxx
Borges	o	o	xxo	o	xxo	xxx
Lavillenie	o	-	o	o	xxx	
Michalski	o	o	xo	o	xxx	
Mohr	o	xo	o	xxo	xxx	
Filippidis	o	xo	xo	xxx		
Didenkow	xo	xo	xxo	xxx		
da Silva	xo	o	xxx			

European Champion Lavillenie was favourite, even before reigning champion Hooker failed to make the final. The Frenchman was faultless until 5.90. At that point his 5.85 first-time clearance gave him the lead over Michalski, Borges and Mohr. Still left in was the new World Military and European under-23 Champion Wojciechowski, who had cleared 5.75 then passed 5.85 after one failure. He was then the first to clear 5.90 with his second jump at that height. As big a surprise as the Pole was Borges, who, at his final attempt at 5.90, soared over the bar. Lavillenie then missed narrowly, therefore winning bronze as he had in Berlin. Neither Wojciechowski nor Borges was able to clear, leaving the Pole as the gold medallist. Five men over 5.85 equalled the previous championship number at that height from 2001.

Qualifying round (5.70 or top 12 to final) (Aug 27)

Group A qualifiers: Mesnil, Filippidis, Starodubtsev, da Silva, Mohr & Didenkow 5.65; Sawano & Wojciechowski 5.50

Non-qualifiers: Alhaji Jeng SWE & Raphael Holzdeppe GER 5.50; Mark Hollis USA & Jere Bergius FIN 5.35; Steve Hooker AUS & Edi Maia POR NH

Group B qualifiers: Borges & Lavillenie 5.65; Scott, Michalski & Miles 5.60; Kudlička, Lewis & Bychkov 5.50

Non-qualifiers: Jérôme Clavier FRA, Yevgeniy Lukyanenko RUS & Giovanni Lanaro MEX 5.50; Denys Yurchenko UKR & Karsten Dilla GER 5.35; Kim Yoo-Suk KOR 5.20

Moscow 2013**Final (Aug 12)**

1,	Raphael Holzdeppe	GER	5.89
2,	Renaud Lavillenie	FRA	5.89
3,	Björn Otto	GER	5.82
4,	Brad Walker	USA	5.82
5,	Malte Mohr	GER	5.82
6,	Seito Yamamoto	JPN	5.75
7,	Jan Kudlička	CZE	5.75
8,	Sergey Kucheryanu	RUS	5.65
9,	Alhaji Jeng SWE	5.65;	10, Konstadinos Filippidis GRE 5.65;
11,	Augusto Dutra BRA	5.65;	12, Xue Changrui CHN 5.50;
	Valentin Lavillenie FRA	NH	

Series	5.50	5.65	5.75	5.82	5.89	5.96
Holdzeppe	-	o	-	o	o	xxx
Lavillenie	-	xo	-	xo	xxo	xxx
Otto	o	o	xo	o	xxx	
Walker	-	xo	xo	o	xxx	
Mohr	o	o	xo	xxo	xxx	
Yamamoto	o	xxo	xxo	xxx		
Kudlička	xxo	xo	xxo	xxx		
Kucheryanu	o	o	xxx			

Lavillenie, the Olympic and European Champion, was clear favourite to win having produced the top six jumps of the season leading into Moscow. An omen came when his younger brother Valentin was the only jumper to fail the opening height in the final. Lavillenie the elder was never able to clear a height himself at the first attempt, and suffered accordingly. At 5.82, Holdzeppe, with great gymnastic ability and technical excellence, had a first time clearance. He was followed by Walker, who grazed the bar with his stomach, and Otto, looking as good as Holdzeppe. For Walker it was his best championship effort since winning in Osaka 2007.

Lavillenie then produced the highest jump of the day with his 5.82. Not technically as good as Holdzeppe, but an outlandish piece of jumping that would have been successful at six metres. Mohr became the third German to clear 5.82 with his final effort. At 5.89, Holdzeppe continued his clean card with a first-time clearance, and Lavillenie again was untidy and needed three attempts. Neither man could clear 5.96, so the gold went to Germany, not France.

Afterwards there were complaints about the shortness of the run up which was across the fan at the finishing end of the stadium. Otto started his vault from the track and was seen having to move the women's 400m finalists out of his way after they had finished their race.

Qualifying round (5.70 or top 12 to final) (Aug 10)

Group A qualifiers: Kudlička 5.65; Mohr, Filippidis, Yamamoto, Jeng, Holzdeppe, V Lavillenie, Xue & Kucheryanu 5.55

Non-qualifiers: Daichi Sawano JPN, Jere Bergius FIN, Oleksandr Korzhmid UKR, Thiago Braz BRA, Edi Maia POR, Jack Whitt USA, Shawn Barber CAN & Claudio Michel Stecchi ITA 5.40; Rasmus Jørgensen DEN 5.25 & Mareks Ārents LAT 5.25; Zhang Wei CHN NH

Group B qualifiers: R Lavillenie, Walker, Dutra & Otto 5.55

Non-qualifiers: Nikita Filippov KAZ, Ivan Yeryomin UKR, Jeremy Scott USA, Vladyslav Revenko UKR, Lázaro Borges CUB, Hiroki Ogita JPN, Aleksandr Gripich RUS 5.40; Jin Min-Sup KOR, João Gabriel Sousa BRA & Yang Yansheng CHN 5.25; Igor Bychkov ESP, Michal Balner CZE, Ivan Horvat CRO, Giuseppe Gibilisco ITA, Steven Lewis GBR & Robert Sobera POL NH

Beijing 2015**Final (Aug 24)**

1,	Shawn Barber	CAN	5.90
2,	Raphael Holzdeppe	GER	5.90

=3,	Paweł Wojciechowski	POL	5.80
	Renaud Lavillenie	FRA	5.80
	Piotr Lisek	POL	5.80
6,	Kévin Menaldo	FRA	5.80
=7,	Michal Balner	CZE	5.65
	Tobias Scherbarth	GER	5.65

=9, Augusto Dutra BRA, Ivan Horvat CRO, Sam Kendricks USA 5.65, Germán Chiaraviglio ARG 5.65; =13, Jan Kudlička CZE & Robert Renner SLO 5.50; 15, Robert Sobera POL 5.50; Ivan Gertleyn RUS NH

Series	5.50	5.65	5.80	5.90	6.00
Barber	o	o	o	o	xxx
Holzdeppe	-	o	xo	xxo	xxx
Wojciechowski	-	o	o	xxx	
Lavillenie	-	-	o	xxx	
Lisek	o	o	o	xxx	
Menaldo	o	o	xxx	xxx	
Balner	o	o	xxx		
Scherbath	o	o	xxx		

Often the qualifying standard is set too high for 12 athletes to reach, but on this occasion 16 men cleared the 5.70 required to reach the final. Principal among these was Lavillenie, the world athlete of the year in 2014. The Frenchman waited until 5.80 to take his first jump in the final, and cleared with ease, but then failed three times at 5.90. That left him in a tie for third with the Poles Lisek and 2011 winner Wojciechowski. Ahead of them were the gymnastic Holzdeppe – whose title defence was hindered by misses at 5.80 and 5.90 – and Barber. The Canadian jumped at every height, never failing until the bar reached 6.00, and impressing with his tidy clearances. Barber followed in the footsteps of his father George who had competed at the Helsinki World Championships.

Qualifying round (5.70 or top 12 to final) (Aug 22)

Group A qualifiers: Kendricks, Barber, Balner, Lisek, Dutra, Gertleyn, Chiaraviglio, Menaldo, Horvat & Holzdeppe 5.70

Non-qualifiers: Brad Walker USA & Seito Yamamoto JPN 5.65; Mareks Ārents LAT & Zhang Wei CHN 5.55; Steven Lewis GBR & Arnaud Art BEL 5.40; Fábio da Silva BRA 5.25; Natan Rivera ESA NH

Group B qualifiers: Wojciechowski, Sobera, Renner, Lavillenie, Kudlička & Scherbarth 5.70

Non-qualifiers: Aleksandr Gripich RUS, Carlo Paech GER, Thiago Braz BRA, Hiroki Ogita JPN, Yao Jie CHN & Georgiy Gorokhov RUS 5.65, Konstadinos Filippidis GRE & Jake Blankenship USA 5.55; Nikita Filippov KAZ & Adrián Valles ESP 5.40; Vladyslav Revenko UKR 5.25

London 2017**Final (Aug 8)**

1,	Sam Kendricks	USA	5.95
2,	Piotr Lisek	POL	5.89
3,	Renaud Lavillenie	FRA	5.89
4,	Xue Changrui	CHN	5.82
5,	Paweł Wojciechowski	POL	5.75
6,	Axel Chapelle	FRA	5.65
7,	Kurtis Marschall	AUS	5.65
8,	Shawn Barber	CAN	5.65

9, Armand Duplantis SWE 5.50; Arnaud Art BEL, Raphael Holzdeppe GER & Yao Jie CHN NH

Series	5.50	5.65	5.75	5.82	5.89	5.93	6.01
Kendricks	o	o	o	o	o	xxo	x
Lisek	o	xxo	o	x	o	xxx	
R Lavillenie	-	o	o	x	ox	x	x
Xue	o	o	o	o	xxx		
Wojciechowski	o	o	xo	x	xx		
Chapelle	o	o	xxx				
Marschall	ox	o	xxx				
Barber	ox	xxo	xxx				

Kendricks had been the world's most consistent vaulter of 2017, and the only man to clear six metres outdoors. So it was no surprise that he shared the lead as the bar was moved up to 5.89, but Xue was most certainly an unexpected co-leader to this point. The Chinese made every height up to a national record of 5.82. With Kendricks and Xue

over 5.82 first time, Wojciechowski, Lisek and Lavillenie – who had shared the bronze in 2015 – all passed to 5.89 after first-time failures. Lisek, the first to jump, cleared 5.89, and was followed almost inevitably by Kendricks. Lavillenie then cleared at his second attempt, and the three medals were decided. Kendricks made certain of an outright win by being the only man to clear 5.95.

Qualifying round (5.75 or top 12 to final) (Aug 6)

Group A qualifiers: R Lavillenie, Lisek, Chapelle, Holzdeppe & Duplantis 5.70; Xue 5.60

Non-qualifiers: Andrew Irwin USA, Adrián Valles ESP & Vladyslav Malykhin UKR 5.60; Jan Kudlíčka CZE, Germán Chiaraviglio ARG, Emmanouil Karalis GRE, Ivan Horvat CRO; Ilya Mudrov ANA/RUS 5.45; Seito Yamamoto JPN 5.30

Group B qualifiers: Kendricks, Barber & Wojciechowski 5.70

Art, Marschall & Yao 5.60

Non-qualifiers: Chris Nilsen USA & Valentin Lavillenie FRA 5.60; Hiroki Ogita JPN, Kévin Ménéaldo FRA & Michal Balner CZE 5.45; Igor Bychkov ESP, Diogo Ferreira POR & Menno Vloon NED NH

Doha 2019

Final (Oct 1)

1,	Sam Kendricks	USA	5.97
2,	Armand Duplantis	SWE	5.97
3,	Piotr Lisek	POL	5.87
4,	Bo Kanda Lita Baehre	GER	5.70
5,	Thiago Braz	BRA	5.70
=6,	Raphael Holzdeppe	GER	5.70
	Valentin Lavillenie	FRA	5.70
8,	Claudio Michel Stecchi	ITA	5.70
9,	Huang Bokai CHN 5.55; 10, Augusto Dutra BRA 5.55; 10, Cole Walsh USA 5.55; 12, Ben Broeders BEL 5.55		

Series	5.55	5.70	5.80	5.87	5.92	5.97	6.02
Kendricks	o	o	o	xxo	o	xxo	xx
Duplantis	-	o	o	xo	xxo	xxo	xxx
Lisek	o	o	o	xo	x	xx	
Baehre	o	o	xxx				
Braz	xo	o	xxx				
Holzdeppe	o	xo	xxx				
Lavillenie	o	xo	xxx				
Stecchi	o	xxo	xxx				

It was appropriate that Duplantis, Kendricks and Lisek should battle for the medals, as these three were the only men to clear six metres in 2019. Eight made 5.75 in the qualifying round, yet only the big three could get beyond 5.70 in the final. All cleared 5.80 first time, but while Duplantis and Lisek were over 5.87 on their second jumps, Kendricks only managed to go clear at his final attempt. He quickly redeemed himself with a first-timer at 5.92, so overtook the Swede who needed three attempts.

The Pole passed up after one miss at 5.92 so all three then went for 5.97. Lisek went out but the other two both made it on their third. The clearance of Kendricks was the best but he was ahead anyway on countback. So when he and Duplantis both failed at 6.02, the American (as opposed to the Swede-American) retained his title. Laser measurements revealed a speed of 9.8 metres per second for Duplantis on his 5.97. The event was marked by such camaraderie that all three medalists were nominated for an International Fair Play award by World Athletics.

Qualifying round (5.75 or top 12 to final) (Sep 28)

Group A qualifiers: Kendricks, Braz, Stecchi & Huang 5.75; Lavillenie 5.70

Non-qualifiers: Paweł Wojciechowski POL 5.70; Emmanouil Karalis GRE, Ding Bangchao CHN & Zach Bradford USA 5.60; Torbera Blech GER, Jin Min-Sub KOR, Daichi Sawano JPN & Masaki Ejima JPN 5.45

Group B qualifiers: Lisek, Walsh, Duplantis & Holzdeppe 5.75; Dutra 5.70

Non-qualifiers: Konstadínos Filippidis GRE 5.70; KC Lightfoot USA, Ernest John Obiena PHI, Renaud Lavillenie FRA, Robert Sobera POL & Seito Yamamoto JPN 5.60; Rutger Koppelaar NED & Alioune Sène FRA 5.45; Sondre Guttormsen NOR 5.30; Yao Jie CHN NH

POLE VAULT

Multiple Medallists:

6	Sergey Bubka	URS/UKR	83-1, 87-1, 91-1, 93-1, 95-1, 97-1
5	Maksim Tarasov	URS/RUS	91-3, 93-3=, 95-2, 97-2, 99-1
	Renaud Lavillenie	FRA	09-3, 11-3, 13-2, 15-3=, 17-3
3	Piotr Lisek	POL	15-3=, 17-2, 19-3
2	Aleksandr Averbukh	ISR	99-3, 01-2
	Dmitri Markov	AUS	99-2, 01-1
	Brad Walker	USA	05-2, 07-1
	Romain Mesnil	FRA	07-2, 09-2
	Paweł Wojciechowski	POL	11-1, 15-3=
	Raphael Holzdeppe	GER	13-1, 15-2
	Sam Kendricks	USA	17-1, 19-1

Most Finals:

6	Bubka		
	Tim Lobinger	GER	95-11, 97-4, 99-6, 03-5, 05-5=, 07-8

Most Appearances:

7	Lobinger		93-32Q, 95-11, 97-4, 99-6, 03-5, 05-5=, 07-8
	Daichi Sawano	JPN	03-dns/final, 05-8, 07-nh/Q, 09-10=, 11-14, 13-14=Q, 19-27Q

National Placings:

	1	2	3	4	5	6	7	8	Points
GER	1	1	2	3+1=	4+1=	1+2=	3=	1	78.5
FRA	-	4	4+1=	-	1	4+1=	-	2+1=	78
USA	3	1	2	1+1=	1+2=	3+2=	-	1	77
RUS	1	2	1+2=	2	2	2	2	2	69
POL	1	1	1+2=	3	1	-	1	1+1=	53.5
URS	3	1	2	1	-	-	-	-	48
UKR	3	-	-	1	-	1=	-	-	31
AUS	2	1	-	1	-	-	1	-	30
SWE	-	1	1	-	1	-	1	-	19
ISR	-	1	1	-	-	-	1	-	15
ITA	1	-	-	-	1=	-	1=	1	13
BUL	-	-	1	-	1=	-	1	1	12.5
RSA	-	1	-	1	-	-	-	-	12
NED	1	-	-	-	-	1=	-	-	10.5
CAN	1	-	-	-	-	-	-	1	9
BRA	-	-	-	-	2	-	-	1	9
KAZ	-	1	-	-	-	-	1=	-	8.5
CUB	-	1	-	-	-	-	-	-	7
HUN	-	1	-	-	-	-	-	-	7
CHN	-	-	-	1	-	-	-	-	5
GBR	-	-	-	-	1	-	1=	-	5
JPN	-	-	-	-	-	1	-	1	4
CZE	-	-	-	-	-	-	1+1=	-	3.5
GRE	-	-	-	-	-	1	-	-	3
AUT	-	-	-	-	-	-	1	-	2
EST	-	-	-	-	-	-	1	-	2
Totals	17	17	15+5=	14+2=	13+5=	12+7=	10+7=	12+2=	612

Long Jump

Helsinki 1983

Final (Aug 10)

1,	Carl Lewis	USA	8.55	(1.2)
2,	Jason Grimes	USA	8.29	(0.6)
3,	Mike Conley	USA	8.12	(1.1)
4,	László Szalma	HUN	8.12	(1.5)
5,	Nenad Stekić	YUG	8.09	(1.1)
6,	Gary Honey	AUS	8.06	(1.4)
7,	Antonio Corgos	ESP	8.06	(0.3)
8,	Yusuf Alli	NGR	7.89	(0.6)
9,	Gheorghe Cojocaru ROU 7.88w (2.6) & 7.70 (0.5); 10, Jan Leitner TCH 7.84w (2.3) & 7.80 (0.8); 11, Oganeg Stepanyan URS 7.74 (-0.4); 12, Atanas Atanasov BUL 7.69w (2.1) & 7.54 (1.5); 13, Lee Mu-Tsai TPE 7.57 (0.2)			

Series	1	2	3	4	5	6
Lewis	8.55	-	8.42	-	-	-
Grimes	8.29	x	8.23	8.29	x	8.17
Conley	x	8.06	x	8.12	8.12	x
Szalma	x	7.93	x	8.09	8.08	8.12
Stekić	7.80w	5.54w	7.94	5.99	7.76	8.09
Honey	7.86w	7.93	8.06	x	7.94	7.96
Corgos	7.94w	7.79	7.92	7.91	8.06	x
Alli	7.89	x	7.89	7.85	7.89	7.74

Lewis, winner of the 100m gold, was required to contest two more titles two days later. Minutes after anchoring the United States to victory in their sprint relay heat, he made a delayed start to the long jump final. Hitting the board well he soared out to 8.55, comfortably further than the 8.29 opener of Grimes. Lewis turned to the stand and raised his arms high in salute to the crowd. After missing the second round, Lewis produced 8.42 before passing the rest of his series to concentrate on the relay final where he anchored his team to a new world record time.

Grimes compiled an excellent series despite never threatening Lewis. A close battle for the bronze was won by Conley – fourth in the triple jump – in the fifth round. For the second time in Helsinki, Lewis had led a United States sweep of the medals.

There was premature excitement after Lewis's first jump when one TV commentator saw the bib number of Lewis – 892 – flash onto the screen and announced this as a new world record.

Qualifying round (7.90 or top 12 to final) (Aug 9)

Group A qualifiers: Grimes 8.29w (2.6); Honey 8.12 (1.5); Corgos 8.05 (1.3); Stepanyan 8.01 (0.8); Atanasov 7.96 (1.8); Conley 7.90 (0.2); Stekić 7.88 (1.5); Lee 7.88w (2.7) & 7.44 (0.8)

Non-qualifiers: Lester Benjamin ANT 7.81 (1.6); Stephen Walsh NZL 7.75w (2.3); Gyula Pálóczi HUN 7.70w (2.4) & 7.42 (0.3); Giovanni Evangelisti ITA 7.70w (2.4); Chan Ka-Chiu HKG 7.31 (0.9); Bilanday Bodjona TOG 7.15 (1.9); Stephen Hanna BAH, Ian James CAN & Vlastimil Mařinec TCH DNS

Group B qualifiers: Lewis 8.37 (-1.3); Alli 8.11 (0.8); Szalma 7.97w (2.2); Cojocar 7.92 (1.1); Leitner 7.90w (3.6)

Non-qualifiers: Sergey Rodin URS 7.87 (1.1); Liu Yuhuang CHN 7.77w (2.2); Joey Wells BAH 7.69w (2.5) & 6.44 (0.6); René Gloor SUI 7.68 (0.5); Jarmo Kärnä FIN 7.56 (1.7); Marco Piochi ITA 7.52 (1.8); Björn Johansson SWE 7.51 (0.6); Wilfredo Almonte DOM 7.38 (0.6); Adnan Abu Laoui JOR 7.12w (3.5) & 7.12 (0.6); Mohamed Abusalem Bishty LBA 6.76 (-1.3); Shauki Al Marhubi OMA 6.20 (1.8); Atanas Chochev BUL NM

Rome 1987

Final (Sep 5)

1,	Carl Lewis	USA	8.67	(0.4)
2,	Robert Emmiyan	URS	8.53	(-0.2)
3,	Larry Myricks	USA	8.33	(-0.9)
4,	Giovanni Evangelisti	ITA	8.19	(0.3)
5,	Jens-Uwe Hirschberg	GDR	8.16	(-0.6)
6,	Jaime Jefferson	CUB	8.14	(0.2)
7,	Vladimir Amidzhinov	BUL	8.11	(-0.3)
8,	Mike Conley	USA	8.10	(0.5)
9,	Sergey Layevskiy	URS	8.08	(-0.5)
10,	Heiko Reski	FRG	8.03	(0.4)
11,	Yusuf Alli	NGR	8.00	(-1.9)
12,	Junichi Usui	JPN	8.00	(2.0)
13,	Vladimir Bobylyov	URS	7.90w	(2.6) & 7.78 (0.7)
14,	Jarmo Kärnä	FIN	7.83	(0.5)
15,	Norbert Brige	FRA	7.82	(-0.4)
16,	Paul Emordi	NGR	7.80	(-0.1)
17,	Ivo Krsek	TCH	7.72	(-1.1)

Series	1	2	3	4	5	6
Lewis	8.67	8.65	8.67	8.43	x	8.60
Emmiyan	8.30	x	x	8.53	x	x
Myricks	x	8.04w	8.23	8.13	8.33	8.20
Evangelisti	x	8.09	8.19	7.59	x	"8.38" – see report
Hirschberg	8.16	8.04	7.97	7.85	x	7.95
Jefferson	7.78	7.85	8.09	8.04	7.84	8.14
Amidzhinov	8.11	7.80	8.05	7.86	7.99	8.01
Conley	x	8.10	x	x	x	x

An expectant crowd hoped to see Lewis threaten Bob Beamon's world record of 8.90. The American, weakened by an upset stomach, did not get the record but retained his title with a brilliant series: 8.67, 8.65, 8.67, 8.43, foul, 8.60. The silver went to Emmiyan, who closed on Lewis with 8.53 in the fourth round but had four other fouls.

According to the IAF Scientific Report of the championship, Lewis actually cleared 8.84 on his first jump. This distance includes two centimetres "lost" on the take-off board and another 15 in the sand. His other "effective" distances were 8.68, 8.67, 8.64 and 8.76.

There was a keen battle for the bronze behind Lewis and Emmiyan. Evangelisti, jumping first in each round, moved into third place with 8.19 in round three. Two jumps later, Myricks overtook the Italian with 8.23. He improved to 8.33 in the fifth and looked set for a medal. Evangelisti responded with a good effort on his last try, and the crowd

were delighted when 8.38 flashed on the scoreboard. However, those watching the contest closely felt that the Italian had not landed that far into the pit. There were allegations that the officials had produced a false measurement and the Italian Athletics Federation (FIDAL) requested that the three World Athletics Technical Delegates to the championships should investigate. They reported to the World Athletics Council meeting in December 1987 that "this competition was correctly conducted and the final result was not to be changed."

However, computer analysis – largely performed by the Italian media – appeared to show that Evangelisti's final leap was no better than 8.15. The Italian Olympic Committee investigated the affair and in March 1988 concluded that FIDAL officials had conspired to falsify the measurement of Evangelisti's jump in order to ensure a medal for Italy. It was reported that film taken during the women's shot ceremony appeared to show an official in the background placing a marker in the sand and measuring a distance *before* the final jump of Evangelisti.

The next World Athletics Council Meeting, at London in April 1988, noted: "It had become clear that serious doubts had arisen concerning the sixth jump of Giovanni Evangelisti (ITA). As a result, and exceptionally, the Council has decided unanimously:– 1) Notwithstanding the present IAAF Rules, to ignore the sixth jump of Evangelisti and to adjust the result accordingly; 2) To examine the IAAF Rules regarding protests." Myricks was duly awarded a bronze medal.

Qualifying round (7.95 or top 12 to final) (Sep 4)

Group A qualifiers: Emmiyan 8.19 (0.8); Emordi 8.14 (1.8); Bobylyov 8.08 (0.3); Kärnä 8.06 (1.8); Usui 8.02 (1.4); Jefferson 8.00 (1.1); Conley 7.99 (-0.4); Brige 7.96 (-0.3)

Non-qualifiers: Frans Maas NED 7.78 (0.7); Róbert Széli TCH 7.59 (-0.3); Dietmar Haaf FRG 7.51 (0.7); Ray Quinones PUR 7.41 (-0.2); Jeffrey Neptune GRN 7.11w (2.2) & 6.99 (1.9); Marcus Barros BRA 6.94 (1.9); Devon Hyde BIZ 6.61 (1.2); António Santos ANG, Stanislaw Jaskulka POL, Lester Benjamin ANT, Bruny Surin CAN & Dimitrios Hadzopoulos GRE NM

Group B qualifiers: Lewis 8.36 (0.5); Myricks 8.20 (0.4); Hirschberg 8.10 (0.7); Alli 8.07 (0.9); Amidzhinov 8.05 (0.7); Reski 8.03 (1.2); Layevskiy 7.98 (1.4); Evangelisti 7.97 (-0.3); Krsek 7.96 (0.5)

Non-qualifiers: Emiel Mellaard NED 7.93 (1.1); Cheng Zunrong CHN 7.90 (0.9); Andreas Steiner AUT 7.87 (1.3); Fred Salle CMR 7.60 (1.1); Antonio Corgos ESP 7.60 (1.3); Ian James CAN 7.54 (1.2); Badara Mbengue SEN 7.23 (-0.4); Carlos Casar MEX 7.21 (0.8); Wilbert Lee MNT 6.61 (1.3); Kim Won-Jin KOR & Jeroen Fischer BEL DNS

Tokyo 1991

Final (Aug 30)

1,	Mike Powell	USA	8.95 ^{wr}	(0.3)
2,	Carl Lewis	USA	8.91 ^w	(2.9)
3,	Larry Myricks	USA	8.42	(0.8)
4,	Dietmar Haaf	GER	8.22 ^w	(3.3)
5,	Bogdan Tudor	ROU	8.06	(1.7)
6,	David Culbert	AUS	8.02	(1.9)
7,	Giovanni Evangelisti	ITA	8.01	(0.7)
8,	Volodymyr Ochkan	URS	7.99 ^w	(2.1)

Legal bests:

Lewis	8.87	(-0.2)
Haaf	8.01	(-0.1)
Ochkan	5.89	(-0.1)

9, Jaime Jefferson CUB 7.94 (-0.5); 10, Andre Müller GER 7.94w (3.1) & 7.71 (-0.7); 11, Chen Zunrong CHN 7.92 (0.5); 12, Konstandinos Koukodimos GRE 7.92 (-1.5); 13, George Ogbeide NGR 7.78 (0.8)

Series	1	2	3	4	5	6
Powell	7.85	8.54	8.29	x	8.95	x
Lewis	8.68	x	8.83w	8.91w	8.87	8.84
Myricks	x	8.20	x	8.41	8.42	x
Haaf	8.01	x	8.22w	8.05w	x	x
Tudor	7.85	8.00	x	x	8.06	x
Culbert	x	7.53	8.02	7.27	x	7.60
Evangelisti	7.97	7.96	x	x	8.01	7.99
Ochkan	7.99w	x	x	x	5.89	x

Bob Beamon's world record of 8.90 finally fell – but not to newly-crowned 100m record holder Lewis. Instead, Mike Powell not only set new record figures, but became the first man to beat Lewis since 1981.

The qualifying round indicated that something special might happen in the event when Lewis had a narrow foul of around 8.80. He followed up with 8.56, the best qualifying mark ever.

The three Americans – Lewis, Powell and Myricks – were favoured to take all the medals in the final. Powell was first of these to jump, managing just 7.85. Myricks fouled but Lewis produced a superb championship record of 8.68. Round two: Powell leapt 8.54 yet looked most disappointed. Myricks moved into third place with 8.20 and Lewis fouled. Round three: European Champion Dietmar Haaf's 8.22w put him into the bronze medal position. Powell managed 8.29 then Lewis propelled himself to a magnificent personal best of 8.83w. Round four: Powell leapt about 8.80, only to see the red flag raised. Myricks moved ahead of Haaf. Lewis then improved to a stunning 8.91. The magical figure of 8.90 had been beaten at last, but the following wind was over the limit at 2.9.

An aggressive Powell finally clicked in the fifth round, landing clearly near to nine metres. The white flag was raised, and a legal wind speed (0.3) flashed up onto the scoreboard along with a smiling face denoting a valid jump. After a suspenseful pause there were plenty more smiles when Powell's jump was confirmed at 8.95. All eyes were on Lewis and he responded fantastically – but unsuccessfully – with legal efforts of 8.87 and 8.84.

"This is a dream come true," said Powell. "Honestly, I thought Carl would beat me in the last jump. I have conditioned myself for so long to see him come from behind and beat me. I thought he would jump nine metres."

Lewis said: "It was a great competition for me, and even greater for Mike. He had just one great jump, the best jump of his life, but that's all it takes in the long jump."

The winner actually leapt as far as 8.98, including a toe-to-plastic distance measured at 3cm.

Qualifying round (8.05 or top 12 to final) (Aug 29)

Group A qualifiers: Lewis 8.56 (0.8); Chen 8.05w (2.3) & 7.87 (0.3); Müller 8.04w (2.4) & 7.65 (-0.2); Jefferson 8.04 (1.7); Evangelisti 8.03 (1.5); Ogbeide 8.02 (0.3); Ochkan 8.01 (0.4); Culbert 8.01 (8.01)

Non-qualifiers: Edrick Floréal CAN 7.95 (0.5); Mark Forsythe GBR 7.95 (-0.2); Jesús Oliván ESP 7.94 (7.94); Milan Gombala TCH 7.89 (0.2); James Sabulei KEN 7.86 (1.1); Paulo de Oliveira BRA 7.78 (1.2); Badara Mbengue SEN 7.75 (0.7); Ivan Stoyanov BUL 7.73 (0.6); Frans Maas NED 7.71 (0.7); Lotfi Khaida ALG 7.68 (0.4); Jonathan Moyle NZL 7.52 (0.1); François Reteno GAB 7.15 (1.5); Khalid Mousa SUD 6.58 (1.2); Hitoshi Shimo JPN NM

Group B qualifiers: Haaf 8.21 (0.8); Myricks 8.20 (8.20); Powell 8.19 (0.1); Koukodimos 8.12 (0.7); Tudor 8.05 (0.5)

Non-qualifiers: Robert Emmiyan URS 8.00 (0.8); Ian James CAN 7.94 (1.0); Fausto Frigerio ITA 7.88 (0.9); Jarmo Kärnä FIN 7.79 (0.6); Angel Hernández ESP 7.75 (-0.3); Geng Huang CHN 7.69 (-0.2); Krasimir Minchev BUL 7.62 (1.2); Csaba Almási HUN 7.62 (0.4); Mattias Sunneborn SWE 7.61 (0.8); Murat Ayaydin TUR 7.57 (0.5); Franck Zio BUR 7.50 (0.3); Musabah Ali Saeed UAE 7.05 (0.3); Kareem Streete-Thompson CAY 6.99 (0.3); Borut Bilac YUG, Dimitriy Bagryanov URS & Craig Hepburn BAH NM

Stuttgart 1993

Final (Aug 20)

1,	Mike Powell	USA	8.59	(0.4)
2,	Stanislav Tarasenko	RUS	8.16	(-0.1)
3,	Vitaliy Kirilenko	UKR	8.15	(1.0)
4,	Erick Walder	USA	8.05	(0.9)
5,	Ivaylo Mladenov	BUL	8.00	(0.3)
6,	Nikolay Antonov	BUL	7.97	(-0.1)
7,	Aleksandr Glavatskiy	BLR	7.95	(0.6)
8,	François Fouche	RSA	7.93	(0.5)

9, Andre Müller GER 7.83 (-0.1); 10, Spyros Vasdhékis GRE 7.80 (1.1); 11, Milan Gombala CZE 7.69 (0.2); Iván Pedroso CUB NM

Series	1	2	3	4	5	6
Powell	x	8.16	8.28	8.22	8.43	8.59
Tarasenko	7.85	7.84	8.01	8.16	8.02	x
Kirilenko	7.96	7.87	7.90	7.81	8.15	x
Walder	7.74	7.94	7.72	7.71	8.05	8.02
Mladenov	7.93	x	8.00	7.85	7.75	x
Antonov	7.97	7.89	7.95	x	7.81	7.84
Glavatskiy	7.70	x	7.90	7.94	7.95	x
Fouche	7.93	7.84	7.82	x	7.88	x

Powell retained his title in commanding fashion, but the contest was a far cry from the excitement of Tokyo, or even Rome. The 30 year-old found 8.16 sufficient to take the lead in the second round. No other jumper could exceed that distance. However, Powell improved to 8.59 in the final round. The minor medals went, unexpectedly, to two former Soviet jumpers. They were helped by an injury to Cuba's Iván Pedroso, who had leapt 8.23 in qualifying.

Carl Lewis was in Stuttgart but had already decided only to contest the sprints in 1993.

Qualifying round (8.10 or top 12 to final) (Aug 19)

Group A qualifiers: Walder 8.30 (0.6); Pedroso 8.23 (1.0); Mladenov 8.10 (0.6); Fouche 7.95 (1.0); Antonov 7.91 (0.9)

Non-qualifiers: Konstantinos Koukodimos GRE 7.90 (1.1); Angel Hernández ESP 7.86 (0.3); Joe Greene USA 7.86 (0.7); Obinna Eregbu NGR 7.85 (0.3); Vasily Sokov RUS 7.75 (0.4); Vladimir Malyavin TKM 7.66 (1.1); Lotfi Khaida ALG 7.65 (0.3); Wendel Williams TTO 7.63 (0.5); Jerome Romain DMA 7.62 (0.7); Viktor Rudenik BLR 7.60 (0.7); Konstantin Krause GER 7.53 (-0.3); Eugene Licorish GRN 7.48 (-0.4); Banaras Khan PAK 7.43 (1.2); Edrick Floréal CAN 7.39 (-0.1); Nelson Ferreira BRA 7.31 (1.2); Tibor Ordina HUN NM; Rogelio Saenz MEX NM

Group B qualifiers: Powell 8.15 (0.0); Tarasenko 8.05 (0.3); Glovatskiy 8.03 (1.0); Kirilenko 8.02 (0.3); Gombala 7.99 (0.7); Vasdhékis 7.99 (0.5); Müller 7.95 (0.3)

Non-qualifiers: Elmer Williams PUR 7.86 (0.6); Jaime Jefferson CUB 7.86 (1.0); Craig Hepburn BAH 7.83 (0.7); Bernhard Kelm GER 7.78 (0.3); Mattias Sunneborn SWE 7.78 (-0.2); Juha Kivi FIN 7.69 (0.6); Robert Emmiyan ARM 7.66 (0.9); Fred Salle GBR 7.60 (0.3); Masaki Morinaga JPN 7.58 (0.1); Franck Zio BUR 7.42 (0.6); Musabah Al-Saeed UAE 7.41 (0.6); Nai Hui-Fang TPE 7.31 (0.2); Galin Georgiev BUL 7.27 (0.4); Frans Maas NED 7.26 (0.1); Ahmed Al-Mammari OMA 7.23 (0.5); Olive Fifita TGA 6.86 (0.0)

Gothenburg 1995

Final (Aug 12)

1,	Iván Pedroso	CUB	8.70	(1.6)
2,	James Beckford	JAM	8.30	(0.0)
3,	Mike Powell	USA	8.29	(-0.3)
4,	Georg Ackermann	GER	8.14	(-1.2)
5,	Bogdan Tudor	ROU	8.01	(-0.1)
6,	Kostas Koukodimos	GRE	8.00	(0.0)
7,	Huang Geng	CHN	7.94	(-0.9)
8,	Ivaylo Mladenov	BUL	7.93	(0.5)

9, Andrey Ignatov RUS 7.93 (1.5); 10, Franck Zio BUR 7.87 (-0.9); 11, Robert Emmiyan ARM 7.77 (0.0); 12, Nobuharu Asahara JPN 7.77 (1.2); 13, Galin Georgiev BUL 7.72 (-1.1); 14, Kareem Streete-Thompson USA 7.43 (-2.1)

Series	1	2	3	4	5	6
Pedroso	7.82	8.70	x	x	8.28	8.23
Beckford	7.86	x	8.02	x	8.12	8.30
Powell	8.18	x	8.29	8.18	x	x
Ackermann	7.91	x	7.95	8.14	x	x
Tudor	x	7.68	8.01	x	7.97	x
Koukodimos	x	8.00	x	x	x	7.89
Huang	7.60	7.90	7.94	7.58	7.82	7.90
Mladenov	x	7.93	x	x	x	7.93

Lewis and Powell would have needed to have been at their best to defeat Pedroso, who was unbeaten so far in 1995 and had jumped a windy 8.96 in Sestriere the week before the championships.

Lewis arrived in Gothenburg but did not compete because of a hamstring strain. Powell was hampered by a sore back and a broken toe. The Cuban was left to score a convincing win with 8.70 in round 2. Prior to the final jump of the contest, Powell held second place from Ackermann. The last man, Beckford, found the perfect time to produce a Jamaican record of 8.30 and take the silver medal.

Qualifying round (8.05 or top 12 to final) (Aug 11)

Group A qualifiers: Powell 8.25 (1.4); Mladenov 8.16 (0.0); Ackermann 8.13 (0.7); Tudor 8.06 (1.8); Huang 7.98 (0.9); Georgiev 7.93 (1.0)

Non-qualifiers: Vitaliy Kirilenko UKR 7.87 (0.9); Nelson Ferreira BRA 7.87 (0.8); Siniša Ergotić CRO 7.85 (0.2); Jaime Jefferson CUB 7.84 (0.4); Mattias Sunneborn SWE 7.67w (2.3); Roberto Coltri ITA 7.65 (1.6); Konstantin Sarnatskiy UZB 7.52 (1.1); Elmer Williams PUR 7.37 (0.9); Biliaminou Alao BEN 7.35 (1.9); Stanislav Tarasenko RUS 7.29 (2.0); Ellsworth Manuel AHO 2.38 (0.8); Roland McGhee USA, Roman Orlik CZE, Andreja Marinković YUG, Musabah Al-Saeed UAE, Spyros Vasdhékis GRE, Kiril Sosunov RUS, Armen Martirosyan ARM & Fred Salle GBR NM

Group B qualifiers: Iván Pedroso CUB 8.45 (1.9); James Beckford JAM 8.24 (1.5); Nobuharu Asahara JPN 8.08 (0.7); Andrey Ignatov RUS 8.04 (1.9); Franck

Zio BUR 7.92 (1.2); Robert Emmiyan ARM 7.91 (1.3); Kostas Koukodimos GRE 7.91 (1.5); Kareem Streete-Thompson USA 7.91 (1.1)

Non-qualifiers: Milan Gombala CZE 7.88 (0.7); Cheikh Tidiane Touré SEN 7.85 (1.5); Andrew Owusu GHA 7.85 (0.7); Aleksander Glavatskiy BLR 7.81 (0.5); Bogdan Țăruș ROU 7.79 (1.3); Konstantin Krause GER 7.68 (0.9); Douglas de Souza BRA 7.63 (1.2); Vladimir Malyavin TKM 7.38 (0.9); Nikolay Antonov BUL 7.36 (0.4); Oscar Valiente PER 7.31 (1.6); Huang Baoting CHN 7.29 (0.6); Pa Modou Gai GAM 2.17 (1.9); Gregor Cankar SLO, Chao Chih-Kuo TPE, Rogelio Saenz MEX & Keita Cline IVB NM; Obinna Ereghu NGR DNS

Athens 1997

Final (Aug 5)

1,	Iván Pedroso	CUB	8.42	(0.1)
2,	Erick Walder	USA	8.38	(-0.2)
3,	Kirill Sosunov	RUS	8.18	(0.9)
4,	James Beckford	JAM	8.14	(0.6)
5,	Nelson Ferreira	BRA	8.04	(0.4)
6,	Aleksander Glavatskiy	BLR	8.03	(0.3)
7,	Cheikh Touré	SEN	7.98	(0.0)
8,	Kevin Dilworth	USA	7.88	(-0.4)
9,	Masaki Morinaga JPN 7.86 (0.1); 10, Lao Jianfeng CHN 7.76 (1.2); 11, Bogdan Tudor ROU 7.66 (0.0); Maurice Wignall JAM NM			

Series	1	2	3	4	5	6
Pedroso	8.42	x	x	x	x	7.60
Walder	8.29	8.15	8.29	8.36	8.30	8.38
Sosunov	8.04	7.89	8.05	8.12	7.83	8.18
Beckford	x	8.07	7.92	8.14	6.62	7.85
Ferreira	7.97	x	8.04	x	6.63	x
Glavatskiy	7.98	6.99	7.90	8.03	x	x
Touré	7.81	7.98	7.92	7.98	7.98	7.91
Dilworth	7.88	-	-	-	-	-

Pedroso's strategy was simple: wrap up the gold medal with his first jump and then, in a relaxed mood, go for a barrier-breaking nine metre leap. He succeeded in his first aim, his 8.42 opener sufficing, but he messed up his remaining five attempts (two of his fouls exceeding 8.70).

In the end his winning margin over Walder was a too close for comfort 4cm. The American had by far the better series, averaging almost 8.30 for the six jumps and finishing with 8.38. The Gothenburg silver medallist Beckford was a late addition to the field after World Athletics changed a three-month doping penalty to a public warning. The Jamaican was in bronze medal position with 8.14 until overtaken by Sosunov's 8.18 in the final round.

Qualifying Round (8.05 or top 12 to final) (Aug 3)

Group A qualifiers: Maurice Wignall JAM 8.09 (-0.1); Erick Walder USA 8.05 (1.7); Nelson Ferreira BRA 8.00 (0.2); Lao Jianfeng CHN 7.99 (-0.2); Bogdan Tudor ROU 7.98 (-1.2); Kirill Sosunov RUS 7.96 (-0.3); Masaki Morinaga JPN 7.93 (-0.7)

Non-qualifiers: Carlos Calado POR 7.92 (-0.1); Aleksey Lukasevich UKR 7.90 (0.5); Kostas Koukodimos GRE 7.87 (-0.5); Tomas Bardauskas LTU 7.75 (0.2); Grzegorz Marcinişzyn POL 7.69 (-0.2); Raúl Fernández ESP 7.62 (0.2); Elston Shaw BIZ 7.21 (1.6); Victor Shabangu SWZ 7.18 (0.3); Richard Duncan CAN 7.17 (-0.1); Joe Greene USA 7.15 (-0.3); Kader Klouchi FRA & Gregor Cankar SLO NM

Group B qualifiers: Pedroso 8.11 (0.2); Touré 8.09 (1.5); Beckford 8.03 (1.3); Dilworth 7.96 (0.1); Glavatskiy 7.94 (0.6)

Non-qualifiers: Emmanuel Bangué FRA 7.93 (0.5); Tan Zhengze CHN 7.92 (1.2); Nobuharu Asahara JPN 7.88 (-0.4); Bogdan Țăruș ROU 7.87 (0.1); Matthias Sunneborn SWE 7.72 (-0.4); Marko Rajić YUG 7.70 (-0.4); Younés Moudrik MAR 7.66 (-0.1); Robert Emmiyan ARM 7.65 (0.8); Andrey Ignatov RUS 7.64 (0.5); Dimitris Filindras GRE 7.63 (0.3); Sung Hee-Jun KOR 7.63 (-0.8); Keita Cline IVB 7.23 (-0.9); Nai Hui-Fang TPE 7.05 (0.9); Dimitris Hatzopoulos GRE & Krzysztof Luczak POL NM

Seville 1999

Final (Aug 28)

1,	Iván Pedroso	CUB	8.56	(1.1)
2,	Yago Lamela	ESP	8.40	(0.6)
3,	Gregor Cankar	SLO	8.36	(1.6)
4,	Jai Taurima	AUS	8.35	(0.7)
5,	Shane Hair	AUS	8.24	(1.9)
6,	Huang Le	CHN	8.01	(0.5)

7,	Kevin Dilworth	USA	8.00	(1.4)
8,	Younés Moudrik	MAR	7.99	(1.6)
9,	Emmanuel Bangué FRA 7.94 (1.5); 10, Ciaran McDonagh IRL 7.90 (0.8); 11, Erik Nijs BEL 7.83 (0.3); 12, Hussein Al-Sabaa KSA 7.62 (0.8)			

Series	1	2	3	4	5	6
Pedroso	8.19	8.33	8.56	-	5.74	-
Lamela	8.34	x	x	8.40	8.09	8.39
Cankar	8.20	8.32	8.09	8.36	8.07	x
Taurima	x	8.12	x	x	x	8.35
Hair	x	7.89	7.99	8.24	8.11	6.10
Huang	7.95w	7.70	8.01	7.96	-	-
Dilworth	7.99	8.00	7.88	7.75	7.98	7.87
Moudrik	7.68	7.99	7.71	7.71	x	7.76

Pedroso won his third world outdoor title, but only after Spanish fans inside the packed stadium had been thrilled by Lamela, the man who gave Pedroso such a scare in the World Indoor Championships earlier in the year. He it was who led after the first round with 8.34 in reply to Pedroso's 8.19 and Cankar's 8.20. By the end of round 2 it could hardly have been much closer as Pedroso jumped 8.33 and Cankar 8.32 while Lamela fouled. But Pedroso is nothing if not a great competitor and in round 3 he went out to 8.56. Lamela fouled again but after losing second place to Cankar (8.36) in the fourth round he immediately responded with 8.40.

For the first time in a global championship, four men went over 8.30 as Taurima – revealing some of the flair that would become more evident in Sydney 2000 – leapt an Australian record of 8.35 in the final round, 1cm behind Cankar. The highest-placed jumper from the USA, which had never previously been out of the medals in this event, was seventh. That was Texan Dilworth, who repeated his placing from Athens 1997.

Qualifying round (8.15 or top 12 to final) (Aug 26)

Group A qualifiers: Cankar 8.23 (-0.2); Lamela 8.15 (0.1); Dilworth 8.09 (0.3); Al-Sabaa 8.06 (-0.7); McDonagh 8.00 (0.3); Bangué 7.92 (-0.2); Moudrik 7.91 (-0.2); Hair 7.90 (0.0)

Non-qualifiers: Kostas Koukodimos GRE 7.90 (-0.2); Roman Shchurenko UKR 7.89 (-0.3); Kofi Prah GER 7.86 (0.3); Luis Méiz CUB 7.85 (-0.3); Ivaylo Mladenov BUL 7.83 (-0.2); Erick Walder USA 7.80 (0.2); Nelson Ferreira BRA 7.71 (-0.8); Danial Jahić YUG 7.68 (-0.4); Richard Duncan CAN 7.65 (0.1); Sung Hee-Jun KOR 7.62 (0.6); Chen Jing CHN 7.61 (-0.3); Mark Awere GHA 7.60 (-0.4); Daisuke Watanabe JPN 7.41 (-0.1); Nathan Morgan GBR 7.31 (-0.4)

Group B qualifiers: Pedroso 8.16 (1.2); Huang 7.94 (0.1); Nijs 7.93 (-0.5); Taurima 7.92 (0.8)

Non-qualifiers: Hatem Mersal EGY 7.90 (0.9); Nikolay Atanasov BUL 7.86 (0.3); Shigeru Tagawa JPN 7.78 (-0.6); Aleksey Lukashevich UKR 7.77 (-0.2); Cheikh Tidiane Touré FRA 7.76 (0.3); Kareem Streete-Thompson CAY 7.75 (0.2); Carlos Calado POR 7.75 (0.6); Bogdan Țăruș ROU 7.74 (-0.6); Ian Lowe CAN 7.72 (1.2); Nicola Trentin ITA 7.70 (1.3); Andrey Ignatov RUS 7.66 (0.6); Konstantin Krause GER 7.61 (-0.4); Kader Klouchi FRA 7.57 (-0.1); Savante Stringfellow USA 7.39 (-0.4); Gable Garenamotse BOT 7.28 (-0.2); Abdulrahman Al-Nubi QAT 7.15w (2.2) & 6.79 (-0.2); Mattias Sunneborn SWE DNS & Armen Martirosyan ARM DNS

Edmonton 2001

Final (Aug 11)

1,	Iván Pedroso	CUB	8.40	(1.2)
2,	Savanté Stringfellow	USA	8.24	(1.6)
3,	Carlos Calado	POR	8.21	(1.1)
4,	Miguel Pate	USA	8.21w	(2.7)
5,	Kareem Streete-Thompson	CAY	8.10	(0.7)
6,	Aleksey Lukashevich	UKR	8.10	(0.8)
7,	James Beckford	JAM	8.08	(-0.4)
8,	Dwight Phillips	USA	7.92	(0.8)

Legal best:

Pate 8.09 (-0.4)

9, Grzegorz Marcinişzyn POL 7.92 (1.4); 10, Hussein Al-Sabaa KSA 7.90 (0.0); 11, Abdulrahman Al-Nubi QAT 7.63 (0.7); 12, Vitaliy Shkurlatov RUS 7.61 (0.9)

Series	1	2	3	4	5	6
Pedroso	x	8.23	8.35	6.18	8.40	x
Stringfellow	x	x	8.22	8.24	x	x
Calado	x	8.21	x	7.92	8.18	8.01
Pate	x	8.09	7.83	7.89	8.21w	7.94
Streete-Thompson	7.74	8.09	8.08	8.03	8.10	8.04
Lukashevich	x	8.10	7.19	x	8.01	7.97
Beckford	7.94	x	7.97	x	x	8.08
Phillips	7.90	x	7.92	-	-	-

After a moderate season and an unconvincing qualifying round, Pedroso notched up a ninth successive world title indoors or out with leaps of 8.35 and 8.40. The Cuban produced the first good jump in the final with 8.23 in round two. The top US challenger, Stringfellow, fouled on his first two jumps and did well to move into the silver medal position with 8.22 in the third. He improved to 8.24, and then with his final effort landed a foul in the region of 8.80.

The bronze medal was determined by the second best jumps of Calado and Pate, who had each cleared 8.21. Calado edged the American, 8.18 to 8.09.

Qualifying Round (8.15 or top 12 to final) (Aug 9)

Group A qualifiers: Lukashевич 8.10 (0.5); Pedroso 8.00 (-0.4); Phillips 7.95 (0.0); Pate 7.89 (-0.2); Marcinišyn 7.88 (0.2); Calado 7.88 (-0.2); Al-Sabaa 7.83 (-0.1)

Non-qualifiers: Kader Klouchi FRA 7.70 (-0.8); Danil Burkenya RUS 7.63 (-0.2); Schahriar Bigdeli GER 7.51 (-0.2); Raúl Fernández ESP 7.47 (-0.4); Arnaud Casquette MRI 7.40 (-0.1); Sanjay Kumar Rai IND 7.24 (0.2); Bogdan Țăruș ROU 4.01 (1.0)

Group B qualifiers: Stringfellow 8.33 (-0.1); Beckford 8.19 (-0.2); Streete-Thompson 8.08 (-1.5); Shkurlatov 7.89 (0.4); Al-Nubi 7.85 (0.7)

Non-qualifiers: Richard Duncan CAN 7.79 (-0.8); Mesut Yavaş TUR 7.76 (-0.4); Roman Shchurenko UKR 7.74 (-0.4); Luis Felipe Méliz CUB 7.69 (0.3); Luka Aracic CRO 7.68 (0.0); Mattias Sunneborn SWE 7.63 (0.4); Stephan Louw NAM 7.62 (0.3); Daisuke Watanabe JPN 7.37 (-0.1); Gregor Cankar SLO NM

Paris 2003

Final (Aug 29)

1,	Dwight Phillips	USA	8.32	(0.5)
2,	James Beckford	JAM	8.28	(0.1)
3,	Yago Lamela	ESP	8.22	(0.5)
4,	Ignisious Gaisah	GHA	8.13	(0.0)
5,	Hussein Al-Sabaa	KSA	8.10	(0.0)
6,	Vladimir Zyuskov	UKR	8.08	(-0.2)
7,	Walter Davis	USA	8.02	(0.4)
8,	Osbourne Moxey	BAH	7.93	(0.5)

9, Chris Tomlinson GBR 7.93 (0.6); 10, Bogdan Țăruș ROU 7.84 (0.4); 11, Luis Méliz CUB 7.73 (0.8); 12, Louís Tsátoumas GRE 7.72 (0.1)

Series	1	2	3	4	5	6
Phillips	8.09	x	8.22	x	8.32	x
Beckford	x	7.99	8.16	8.12	8.28	8.14
Lamela	8.04	x	8.12	8.16	8.22	x
Gaisah	8.03	8.13	7.90	8.11	7.95	7.88
Al-Sabaa	x	7.71	8.09	7.79	8.10	7.70
Zyuskov	8.08	7.91	7.76	7.99	8.07	7.39
Davis	7.96	x	7.90	7.89	7.94	8.02
Moxey	7.87	7.93	7.89	7.81	7.93	x

We knew there would be a new champion as Iván Pedroso pulled out injured after one no-jump in qualifying. There was another upset at that stage when the 2002 world number one Stringfellow managed only 7.83 and was eliminated.

In the final, the cool weather kept down distances and Phillips, who had pulled his hamstring in Edmonton, led at halfway in 8.22. In the fifth round, Phillips was relegated to third, first by Lamela (8.22 but with a better second leap than the American), then Beckford 8.28. Ending the round, Phillips – wearing a one-piece body suit – responded magnificently with a great jump which was followed up with a little dance as the American left the pit. His distance: 8.32 (actually 8.406 from take-off). The final round changed nothing; Lamela and Phillips fouled, while Beckford cleared 8.14.

Qualifying round (8.05 or top 12 to final) (Aug 27)

Group A qualifiers: Lamela 8.19 (0.8); Phillips 8.12 (-0.5); Gaisah 8.01 (0.5); Țăruș 7.98 (0.5); Méliz 7.97 (0.3); Moxey 7.97 (0.5); Al-Sabaa 7.97 (-0.3); Salim Sdiri FRA 7.94 (-0.2); Siniša Ergotić CRO 7.87 (0.3)

Non-qualifiers: Kareem Streete-Thompson CAY 7.87 (-1.0); Aleksey Lukashevich UKR 7.85 (-0.6); Nathan Morgan GBR 7.83 (0.0); Nikolay Atanasov BUL 7.79 (0.5); Dimitrios Filindras GRE 7.72 (1.0); Gable Garenamotse BOT 7.57 (0.0); Danila Burkenya RUS 7.52 (0.5); Harmon Harmon COK 6.40 (0.2)

Group B qualifiers: Tomlinson 8.16 (0.7); Davis 8.14 (-0.5); Beckford 8.01 (1.2); Zyuskov 8.01 (0.8); Tsátoumas 8.00 (-0.4)

Non-qualifiers: Nicola Trentin ITA 7.85 (0.6); Vitaliy Shkurlatov RUS 7.85 (0.7); Savanté Stringfellow USA 7.83 (0.5); Nils Winter GER 7.80 (0.5); Dimitrios Serelis GRE 7.75 (-0.8); Victor Castillo VEN 7.71 (0.3); Abdulrahman Al-Nubi QAT 7.70

(0.2); Petar Dachev BUL 7.69 (0.1); Yahya Berrabah MAR 7.62 (-0.3); Lao Jianfeng CHN 7.43 (0.1); Julien Fivaz SUI 7.37 (-0.4); Iván Pedroso CUB & Jonathan Chimier MRI NM

Helsinki 2005

Final (Aug 13)

1,	Dwight Phillips	USA	8.60	(1.6)
2,	Ignisious Gaisah	GHA	8.34	(0.2)
3,	Tommi Evilä	FIN	8.25w	(2.9)
4,	Joan Lino Martínez	ESP	8.24w	(2.9)
5,	Salim Sdiri	FRA	8.21w	(2.4)
6,	Irving Saladino	PAN	8.20w	(2.8)
7,	Khotso Mokoena	RSA	8.11w	(2.6)
8,	Vladimir Zyuskov	UKR	8.06w	(2.3)

Legal bests:

Evilä	8.16	(0.0)
Martínez	8.04	(1.3)
Sdiri	8.20	(1.7)
Saladino	8.12	(0.4)
Mokoena	8.06	(0.4)
Zyuskov	7.56	(0.7)

9, James Beckford JAM 8.02 (0.1); 10, Vitaliy Shkurlatov RUS 7.88 (1.4); 11, Issam Nima ALG 7.73 (0.6); 12, Nils Winter GER 7.72w (3.2)

Series	1	2	3	4	5	6
Phillips	8.60	x	x	x	x	x
Gaisah	7.76	8.11w	8.34	8.17w	8.05	-
Evilä	x	x	8.16	8.12	8.25w	x
Martínez	7.85	8.13w	8.04	8.24w	x	7.98w
Sdiri	8.20	8.07	7.96	7.97	x	8.21w
Saladino	8.00	7.91	8.06	8.00	8.20w	8.12
Mokoena	8.01	8.06	8.11w	8.06	6.79	x
Zyuskov	7.56	8.06w	x	8.01w	x	x

Olympic and World Champion Phillips made his intentions crystal clear in the qualifying round with a monster jump (8.59w/3.3), which measured 8.69 from take-off to landing. The next best qualifier was South Africa's rangy (190/73) Mokoena who reached 8.22. Phillips settled matters early on in the final, with the fourth jump of the competition, a superb effort of 8.60, equalling his lifetime best. Sdiri responded with 8.20. The competition was quiet until the third round, when Evilä roused the crowd with 8.16 to move into third place. On the next jump, the slender Gaisah jumped 8.34, which would prove good enough for the silver medal. In the next round Martínez moved into third with 8.24w, but was supplanted to the delight of the home crowd, by Evilä in round six, who leapt 8.25w to take the bronze, Finland's only medal of the week. With Panama's Saladino jumping 8.20w, only five centimetres separated third from sixth. With the pressure off, Phillips followed his opening jump with five fouls.

Qualifying round (8.10 or top 12 to final) (Aug 12)

Group A qualifiers: Mokoena 8.22 (0.2); Sdiri 8.18w (3.9); Shkurlatov 7.95w (2.4)
Non-qualifiers: Chris Tomlinson GBR 7.83w (2.6) & 7.64 (1.9); Ibrahim Camejo CUB 7.78 (0.3); Miguel Pate USA 7.70 (0.3); Jonathan Chimier MRI 7.65 (1.5); Povilas Mykolaitis LTU 7.64w (4.4) & 7.50 (0.9); Walter Davis USA 7.42 (1.9); Yahya Berrabah MAR 7.33 (1.6); Leevan Sands BAH & Morten Jensen DEN NM; Jadel Gregório BRA DNS

Group B qualifiers: Phillips 8.59w (3.3); Evilä 8.18 (0.9); Nima 8.13 (1.7); Beckford 8.13w (2.4); Gaisah 8.11w (3.4); Martínez 8.10w (2.6); Saladino 7.98 (1.5); Zyuskov 7.97w (3.7); Winter 7.91 (1.5)

Non-qualifiers: Brian Johnson USA 7.91 (0.0); Shinichi Terano JPN 7.27 (0.7); Eroni Tuivanuavu FIJ 7.17 (-0.4); Iván Pedroso CUB & Bogdan Țăruș ROU NM

Osaka 2007

Final (Aug 30)

1,	Irving Saladino	PAN	8.57	(0.0)
2,	Andrew Howe	ITA	8.47	(-0.2)
3,	Dwight Phillips	USA	8.30	(0.4)
4,	Alexiy Lukashevich	UKR	8.25	(0.2)
5,	Godfrey Mokoena	RSA	8.19	(-0.1)
6,	James Beckford	JAM	8.17	(0.1)

7, Ndiss Kaba Badji	SEN	8.01	(0.1)
8, Ahmed Fayaz Marzouk	KSA	7.98	(0.0)
9, Christian Reif GER 7.95 (-0.4); 10, Miguel Pate USA 7.94 (-0.6); 11, Hussein Taher Al-Sabaa KSA 7.84 (0.4); Trevell Quinley USA NM			

Series	1	2	3	4	5	6
Saladino	x	8.30	8.46	x	x	8.57
Howe	x	8.13	x	8.12	8.20	8.47
Phillips	8.30	x	x	8.02	x	8.22
Lukashevich	x	8.17	x	8.05	8.13	8.25
Mokoena	7.98	7.86	8.19	8.18	8.15	8.19
Beckford	8.09	8.03	8.00	8.17	8.17	x
Badji	7.90	8.01	x	7.90	x	7.64
Marzouk	x	7.98	7.70	x	-	x

Reigning champion Phillips and Saladino – the only man over 8.50 in 2007 – were deemed the favourites. Phillips opened his defence with 8.30, to lead from Beckford (8.09) at the end of round one. Saladino, looking as though he was just making a safe jump, then matched the American with 8.30, and in the next round soared to 8.46. The only change prior to round six occurred with Howe's 8.20 in round five to move into third. Round six saw Lukashevich reach 8.25 and dislodge Howe from bronze medal position. Three jumps later Howe used all of the board, and landed at 8.47 to take the lead amid hysterical celebrations including the ripping of his bib number. Phillips then also jumped 8.47 from take-off, but took off 25.2cm behind the plasticine, so was credited with only 8.22. Finally it was Saladino's turn. Looking quicker than usual the Panamanian flew off the board and landed beyond 8.50 for a stirring victory, setting a South American record of 8.57 in the process. While four men had jumped further in World Championship history, none had produced a round six jump of that length to ensure victory.

Qualifying round (8.15 or top 12 to final) (Aug 29)

Group A qualifiers: Phillips 8.22 (-0.4), Reif 8.19 (0.8), Howe 8.17 (-0.3), Saladino 8.13 (-0.1), Lukashevich 8.11 (0.3), Al-Sabaa 8.01 (0.3), Quinley 7.99 (0.5)

Non-qualifiers: Arnaud Casquette MRI 7.93 (0.0), Nikolay Atanasov BUL 7.89 (0.1), Chris Tomlinson GBR 7.89 (0.7), Mohamed Salman Al Khuwalidi KSA 7.85 (0.0), Rogério Bispo BRA 7.74 (-0.6), Li Runrun CHN 7.66 (0.2), Daisuke Arakawa JPN 7.62 (0.8), Morten Jensen DEN 7.53 (0.6), Louis Tristán PER 7.51 (-1.1)

Group B qualifiers: Mokoena 8.28 (0.6), Beckford 8.22w (2.3) & 8.11 (0.1), Marzouk 8.12 (0.5), Pate 8.10 (0.7), Badji 8.04 (-1.6)

Non-qualifiers: Marcin Starzak POL 7.92 (1.2), Issam Nima ALG 7.88 (0.4), Ruslan Gataullin RUS 7.83 (0.9), Gable Garenamotse BOT 7.77 (0.1), Greg Rutherford GBR 7.77 (1.1), Zhang Xiaoyi CHN 7.74 (1.0), Yahya Berrabah MAR 7.72 (1.4), Chris Noffke AUS 7.54 (0.6), Hatem Mohamed Mersal EGY 7.42 (0.0), Walter Davis USA NM (-0.5), Nelson Évora POR DNS

Berlin 2009

Final (Aug 22)

1, Dwight Phillips	USA	8.54	(0.1)
2, Khotso Mokoena	RSA	8.47	(0.1)
3, Mitchell Watt	AUS	8.37	(-0.4)
4, Fabrice Lapierre	AUS	8.21	(-0.2)
5, Greg Rutherford	GBR	8.17	(0.7)
6, Salim Sdiri	FRA	8.07	(0.2)
7, Gable Garenamotse	BOT	8.06	(-0.2)
8, Chris Tomlinson	GBR	8.06	(-0.2)
9, Brian Johnson USA 7.86 (0.1); 10, Yahya Berrabah MAR 7.83 (0.4); 11, Louis Tsátoumas GRE 7.59 (0.4); Irving Saladino PAN NM			

Series	1	2	3	4	5	6
Phillips	8.40	8.54	8.37	8.25	-	x
Mokoena	x	8.47	8.31	8.19	x	x
Watt	8.28	x	x	x	8.37	x
Lapierre	8.21	7.77	8.19	x	8.21	8.20
Rutherford	7.83	7.96	x	8.05	8.15	8.17
Sdiri	7.78	x	7.99	8.07	7.92	7.83
Garenamotse	8.06	8.04	x	7.77	7.83	7.69
Tomlinson	8.02	7.93	7.93	7.66	8.06	8.02

Qualifying was led by Phillips who bounded out to 8.44 (measured from take-off at 8.57), while Rutherford set a UK record with 8.30 (8.42 from toe to heel).

Lapierre produced the first good jump of the final – 8.21, but was quickly superceded by Phillips who reached 8.40 from a take-off point

25cm before the board. Watt, the 21 year-old Australian who had leapt 8.43 earlier in the season spanned 8.28, also in the first round. Phillips then improved to 8.54 (measured from take-off at 8.58). Two jumps later, Mokoena, the World Indoor Champion, reached 8.47 with a jump which featured more vertical lift – but less speed – than Phillips. Saladino produced the shock of the final by fouling out. The best efforts remained unchanged until the fifth round when Watt reached 8.37 with 7cm to spare on the board. So Phillips made it three golds from five World Championship finals.

A thoughtful touch by the organisers was that the medals were presented by Marlene Dortch – grand-daughter of Berlin 1936 Olympic Champion Jesse Owens – and Kai Long, the son of 1936 silver medalist Luz Long.

Qualifying round (8.15 or top 12 to final) (Aug 20)

Group A qualifiers: Phillips 8.44 (0.5); Watt 8.14 (0.3); Tomlinson 8.06 (0.3); Tsátoumas 8.01 (1.0)

Non-qualifiers: Li Jinzhe CHN 8.01 (0.8); Tommi Evilä FIN 8.01 (1.1); Kim Deok-Hyung KOR 7.99 (-0.7); Viktor Kuznyetsov UKR 7.98 (1.7); Sebastian Bayer GER 7.98 (0.9); Kafétien Gomis FRA 7.90 (0.2); Alain Bailey JAM 7.88 (0.1); Andriy Makarhev UKR 7.87 (-0.4); Luis Felipe Méliz ESP 7.87 (-0.7); Stephan Louw NAM 7.74 (-0.4); Aleksandr Menkov RUS 7.72 (0.6); Ibrahim Camejo CUB 7.71 (1.4); Štěpán Wagner CZE 7.68 (0.3); Mohamed Salman Al-Khuwalidi KSA 7.66 (-0.3); Nikolay Atanasov BUL 7.63 (0.6); Hugo Chila ECU 7.54 (1.0); Konstantin Safronov KAZ 7.54w (2.6); Daisuke Arakawa JPN 7.53 (0.3); Henry Dagmil PHI NM

Group B qualifiers: Rutherford 8.30 (-0.5); Mokoena 8.29 (0.7); Saladino 8.16 (0.5); Lapierre 8.14 (-0.2); Johnson 8.09 (-0.8); Berrabah 8.08 (1.5); Sdiri 8.04 (0.4); Garenamotse 8.03 (-0.4)

Non-qualifiers: Hussein Taher Al-Sabaa KSA 7.99 (0.4); Ndiss Kaba Badji SEN 7.98 (0.1); Nicholas Gordon JAM 7.92 (0.1); Aleksey Lukashevich UKR 7.87 (1.0); Roman Novotny CZE 7.86 (0.5); Stanley Gbagbeke NGR 7.82 (-0.3); Michel Tornéus SWE 7.78 (0.8); Morten Jensen DEN 7.75 (0.5); Tyrone Smith BER 7.72 (-0.1); Nils Winter GER 7.69 (0.0); Miguel Pate USA 7.61 (-0.1); Yochai Halevi ISR 7.42 (0.7); Carlos Jorge DOM & Clayton Latham VIN NM

Daegu 2011

Final (Sep 2)

1, Dwight Phillips	USA	8.45	(0.0)
2, Mitchell Watt	AUS	8.33	(0.4)
3, Ngonidzashe Makusha	ZIM	8.29	(0.3)
4, Yahya Berrabah	MAR	8.23	(0.4)
5, Luvo Manyonga	RSA	8.21	(0.2)
6, Aleksandr Menkov	RUS	8.19	(0.0)
7, Christian Reif	GER	8.19	(0.6)
8, Sebastian Bayer	GER	8.17	(0.3)
9, Will Claye USA 8.10 (0.1); 10, Marcos Chuva POR 8.05 (0.1); 11, Chris Tomlinson GBR 7.87 (0.1); Kim Duk-Hyung KOR DNS			

Series	1	2	3	4	5	6
Phillips	8.31	8.45	x	-	x	x
Watt	x	8.33	4.90	7.79	x	8.06
Makusha	8.29	8.15	8.14	8.00	8.07	x
Berrabah	8.03	8.23	x	x	x	x
Manyonga	8.21	x	7.82	x	x	x
Menkov	7.74	8.19	x	x	8.07	x
Reif	7.90	8.19	x	7.98	x	7.97
Bayer	8.17	8.06	8.13	8.04	7.91	8.02

An Achilles tendon injury prevented Phillips from training throughout June and meant that the great American jumper was not even considered as a contender. Yet he led the qualifying round with a season's best of 8.32, while the highly regarded Saladino, Mokoena, Rutherford and US Champion Goodwin were all eliminated.

Phillips opened the final with 8.31, and then jumped 8.45 with one centimetre to spare on the board. That held up for the gold. Watt got his best jump of the competition – 8.33 – in that second round, overtaking Makusha who had leapt 8.29 (8.43 from toe to heel) in round one. None of the remaining efforts of Phillips were valid but he was assured of victory after his final no-jump. At that point he removed his bib number and held it up to the crowd. It was 1111, symbolising the four world golds he had won to match the feat of Iván Pedroso.

Qualifying round (8.15 or top 12 to final) (Sep 1)

Group A qualifiers: Phillips 8.32 (-0.2); Watt 8.15 (0.2); Reif 8.13 (0.3); Menkov 8.07 (-1.2); Berrabah 8.05 (0.1); Kim 8.02 (0.4); Tomlinson 8.02 (-0.5)

Non-qualifiers: Marquise Goodwin USA 8.02 (-0.1); Khotso Mokoena RSA 8.00 (-0.2); Ignisious Gaisah GHA 7.92 (-1.0); Damar Forbes JAM 7.91 (0.7); Luis Felipe Méliz ESP 7.82 (0.0); Robert Crowther AUS 7.74 (-0.2); Jorge McFarlane PER 7.66 (0.1); Michel Tornéus SWE 7.65 (0.0); Salim Sdiri FRA 7.58 (-1.3); Mohamed Fathalla Difallah EGY NM; Povilas Mykolaitis LTU NM

Group B qualifiers: Makusha 8.11 (-0.3); Bayer 8.11 (1.3); Chuva 8.10 (-0.4); Claye 8.09 (0.1); Manyonga 8.04 (-0.2)

Non-qualifiers: Louís Tsátoumas GRE 8.01 (-0.9); Greg Rutherford GBR 8.00 (1.4); Eusebio Cáceres ESP 7.91 (0.3); Tyrone Smith BER 7.91 (-0.1); Fabrice Lapierre AUS 7.89 (-1.2); Irving Saladino PAN 7.84 (0.2); Raymond Higgs BAH 7.72 (-0.8); Lin Ching-Hsuan TPE 7.30 (0.4); Kristinn Torfason ISL 7.17 (0.2); Trevell Quinley USA 7.09 (-2.3); Su Xiongfeng CHN 7.03 (1.0); Henry Dagmil PHI NM

Moscow 2013

Final (Aug 16)

1,	Aleksandr Menkov	RUS	8.56	(0.2)
2,	Ignisious Gaisah	NED	8.29	(0.4)
3,	Luis Rivera	MEX	8.27	(0.6)
4,	Eusebio Cáceres	ESP	8.26	(0.8)
5,	Mauro da Silva	BRA	8.24	(0.6)
6,	Christian Reif	GER	8.22	(0.1)
7,	Khotso Mokoena	RSA	8.10	(0.4)
8,	Damar Forbes	JAM	8.02	(0.1)

9, Sebastian Bayer GER 7.98 (0.1); 10, Louís Tsátoumas GRE 7.98 (0.4); 11, Dwight Phillips USA 7.88 (0.3); 12, Li Jinzhe CHN 7.86 (-0.2)

Series	1	2	3	4	5	6
Menkov	8.14	7.96	8.52	8.43	8.56	x
Gaisah	8.09	8.15	8.17	8.29	x	8.16
Rivera	7.92	8.16	8.17	8.03	8.27	x
Cáceres	8.09	8.25	8.17	x	8.26	8.20
Da Silva	x	x	8.09	8.05	8.23	8.24
Reif	8.18	x	8.22	8.12	8.12	7.96
Mokoena	8.00	7.91	7.87	7.93	8.01	8.10
Forbes	8.02	7.89	x	x	8.00	x

Menkov dominated the proceedings, producing the three longest jumps of the day with consecutive leaps of 8.52, 8.43 and finally 8.56. A simple hang technique with virtually no extraneous movement in the air was enough for Menkov to give the impression of being able to reach 8.75+ in the future. Reif led in the first round with 8.18, but was passed initially by Cáceres with 8.25 using a wild-looking hitchkick. Gaisah – Ghana's silver medallist from 2005, who had since transferred to Holland in 2013 – reached a Dutch record of 8.29. That was enough to keep Rivera, Cáceres, and da Silva at bay for the silver medal.

Taking toe-to-heel measurements the best jumps for the top athletes were by Menkov – 8.57 (on his 8.56 jump), Reif 8.39 (8.22), Rivera 8.34 (8.27), Cáceres 8.32 (8.25) and Gaisah 8.31 (8.29). Menkov was timed at 10.69 metres per second in the last five metres before take-off.

Qualifying round (8.10 or top 12 to final) (Aug 14)

Group A qualifiers: Reif 8.09 (-0.4); Rivera 8.04 (-0.6); Forbes 7.96 (-0.5); Li 7.96 (-0.9); Bayer 7.95 (-0.2); da Silva 7.92 (-0.7)

Non-qualifiers: Tyrone Smith BER 7.89 (-0.6); Greg Rutherford GBR 7.87 (-1.0); Sergey Polyanskiy RUS 7.82 (0.0); Zarck Visser RSA 7.79 (0.3); Michel Tornéus SWE 7.75 (-0.1); George Kitchens USA 7.75 (-0.1); Izmir Smajlaj ALB 7.55 (0.4); Konstantin Safronov KAZ 7.47 (0.0); Quincy Breell ARU 7.10 (0.0)

Group B qualifiers: Eusebio Cáceres ESP 8.25 (0.0); Khotso Mokoena RSA 8.16 (-0.4); Aleksandr Menkov RUS 8.11 (-0.2); Louís Tsátoumas GRE 8.00 (-0.8); Dwight Phillips USA 7.95 (-0.2); Ignisious Gaisah NED 7.89 (0.2)

Non-qualifiers: Marcos Chuva POR 7.82 (-0.2); Alyn Camara GER 7.77 (-0.6); Salim Sdiri FRA 7.64 (0.0); Ndiss Kaba Badji SEN 7.62 (-0.3); Wang Jianan CHN 7.59 (-0.1); Adrian Vasile ROU 7.52 (-0.4); Marquis Dendy USA 7.36 (-0.4); Fabrice Lapierre AUS NM

Beijing 2015

Final (Aug 25)

1,	Greg Rutherford	GBR	8.41	(0.3)
2,	Fabrice Lapierre	AUS	8.24	(0.7)
3,	Wang Jianan	CHN	8.18	(0.0)
4,	Gao Xinglong	CHN	8.14	(1.2)
5,	Li Jinzhe	CHN	8.10	(0.2)
6,	Aleksandr Menkov	RUS	8.02	(-0.5)
7,	Kafétien Gomis	FRA	8.02	(0.1)
8,	Sergey Polyanskiy	RUS	7.97	(0.0)

9, Jeffrey Henderson USA 7.95 (-0.6); 10, Tyrone Smith BER 7.79 (0.0); 11, Radek Juška CZE 7.57 (-0.4); Mike Hartfield USA NM

Series	1	2	3	4	5	6
Rutherford	x	8.29	x	8.41	-	p
Lapierre	x	7.85	8.10	x	8.20	8.24
Wang	8.14	8.18	8.08	x	x	6.27
Gao	8.14	7.87	7.85	x	7.95	8.02
Li	7.69	x	8.09	x	8.10	x
Menkov	8.02	x	7.98	x	x	x
Gomis	x	x	8.02	7.57	x	7.80
Polyanskiy	7.89	7.97	x	x	x	x

Wang (18) led the competition after the first round with 8.14, which he improved to 8.18 in the second stanza. Rutherford quickly settled matters with a jump of 8.29, followed two rounds later with an 8.41 featuring a plasticine gap of only 1.5cm. The major change in the last two rounds came with Lapierre's medal-winning efforts of 8.20 and then 8.24. Henderson – who qualified with 8.36 – had a miserable day, managing one valid jump of 7.95. His compatriots fared much worse. Hartfield fouled out in the final while Dendy went out in qualifying. For Rutherford it gave him a full house of championships – World, Olympic, Commonwealth and European – the fifth to complete such a collection.

Qualifying round (8.15 or top 12 to final) (Aug 24)

Group A qualifiers: Wang 8.12 (0.4); Gomis 8.09 (0.9); Menkov 8.08 (0.4); Juška 7.98 (0.6)

Non-qualifiers: Yohei Sugai JPN 7.92 (-0.6); Kanstantsin Barychevskiy BLR 7.89 (0.6); Dan Bramble GBR 7.83 (0.9); Zarck Visser RSA 7.79 (0.0); Marquis Dendy USA 7.78 (-0.1); Maykel D. Massó CUB 7.70 (0.3); Alyn Camara GER 7.66 (1.6); Ahmed Fayaz Al-Dosari KSA 7.63 (-0.1); Damar Forbes JAM 7.62 (0.2); Higor Alves BRA 7.60 (0.5); Quincy Breell ARU & Michel Tornéus SWE NM

Group B qualifiers: Henderson 8.36 (0.7); Rutherford 8.25 (0.3); Hartfield 8.13 (0.5); Gao 8.11 (0.2); Li 8.10 (0.1); Polyanskiy 8.06 (0.3); Smith 8.03 (0.9); Lapierre 8.03 (0.2)

Non-qualifiers: Khotso Mokoena RSA 7.98 (1.1); Fabian Heinle GER 7.96 (-0.1); Emiliano Lasa URU 7.95 (1.0); Rushwal Samaai RSA 7.79 (0.7); Ignisious Gaisah NED 7.77 (0.5); Waisale Dausoko FIJ 6.89 (0.4); Ifeanyi Otuonye TKS & Aleksandro Melo BRA NM

London 2017

Final (Aug 5)

1,	Luvo Manyonga	RSA	8.48	(0.4)
2,	Jarrion Lawson	USA	8.44	(0.6)
3,	Ruswahl Samaai	RSA	8.32	(-0.1)
4,	Aleksandr Menkov	ANA/RUS	8.27	(0.0)
5,	Maykel D. Massó	CUB	8.26	(0.8)
6,	Shi Yuhao	CHN	8.23	(-0.3)
7,	Wang Jianan	CHN	8.23	(0.6)
8,	Michel Tornéus	SWE	8.18	(0.4)

9, Emiliano Lasa URU 8.11 (0.7); 10, Radek Juška CZE 8.02 (0.7); 11, Fabrice Lapierre AUS 7.93 (0.6); 12, Damar Forbes JAM 7.91 (0.6)

Series	1	2	3	4	5	6
Manyonga	x	8.48	8.32	8.29	8.17	x
Lawson	8.37	8.43	8.40	8.11	8.31	8.44
Samaai	8.25	x	8.15	x	8.27	8.32
Menkov	8.27	x	x	x	x	x
Massó	x	8.11	8.22	x	8.26	7.98
Shi	7.93	8.17	x	7.74	x	8.23
Wang	8.14	8.23	7.95	8.00	7.85	7.89
Tornéus	8.18	x	x	x	7.92	8.05

Lawson led with his opening 8.37, then Samaai (8.25) and Menkov (8.27) also produced good jumps in round 1. Former champion Menkov, the only jumper using a "sail" technique then had five fouls. World leader Manyonga then lived up to his billing with a second-round jump of 8.48 to take the lead for good. Lawson fought back with leaps of 8.40, 8.31 and a final round 8.44. Samaai gave South Africa a second medal with his last-round 8.32.

Both the gold and silver medallists took off 6cm before the board on their best attempts, which meant the "effective distances" of their best marks were 8.54 and 8.50 respectively.

Qualifying round (8.05 or top 12 to final) (Aug 4)

Group A qualifiers: Juška 8.24 (0.5); Massó 8.15 (0.4); Manyonga 8.12 (0.5); Tornéus 8.07 (0.3); Shi 8.06 (0.0); Lawson 8.05 (-0.1); Lasa 7.96 (-0.3); Forbes 7.93 (-0.2); Lapiere 7.91 (0.6)

Non-qualifiers: Kim Duk-Hyung KOR 7.85 (0.1); Marquis Dendy USA 7.78 (0.6); Julian Howard GER 7.72 (0.4); Huang Changzhou CHN 7.70 (0.4); Zarck Visser RSA 7.66 (0.5); Yahya Berrabah MAR 7.49 (0.2); Arttu Pajulahti FIN 7.49 (0.2)

Group B qualifiers: Samaai 8.14 (-0.2); Menkov 8.07 (-); Wang 7.92 (-0.4)

Non-qualifiers: Tyrone Smith BER 7.88 (-0.3); Henry Frayne AUS 7.88 (-0.1); Juan Miguel Echevarría CUB 7.86 (-0.5); Jeffrey Henderson USA 7.84 (-1.0); Kevin Ojaku ITA 7.82 (-0.1); Miltiádis Tentóglou GRE 7.79 (0.6); Ramone Bailey JAM 7.76 (-0.5); Lazar Anić SRB 7.71 (-0.7); Tomasz Jaszczuk POL 7.64 (-0.2); Paulo Sergio Oliveira BRA 7.53 (0.3); Serhii Nykyforov UKR 7.47 (-1.1); Quincy Breell ARU 6.90 (0.0); Eusebio Cáceres ESP NM

Doha 2019

Final (Sep 28)

1, Tajay Gayle	JAM	8.69	(0.5)
2, Jeffrey Henderson	USA	8.39	(-0.1)
3, Juan Miguel Echevarría	CUB	8.34	(0.1)
4, Luvo Manyonga	RSA	8.28	(-0.1)
5, Ruswahl Samaai	RSA	8.23	(-0.3)
6, Wang Jianan	CHN	8.20	(0.0)
7, Eusebio Cáceres	ESP	8.01	(-0.4)
8, Yuki Hashioka	JPN	7.97	(-0.2)
9, Thobias Montler SWE 7.96 (0.0); 10, Miltiádis Tentóglou GRE 7.79 (-0.2); 11, Shontaro Shiroyama JPN 7.77 (0.2); Steffin McCarter USA NM			

Series	1	2	3	4	5	6
Gayle	8.46	x	x	8.69	-	-
Henderson	8.28	8.18	8.39	7.03	8.13	8.17
Echevarría	8.25	8.14	8.34	8.30	7.91	x
Manyonga	8.16	8.05	8.18	8.10	8.14	8.28
Samaai	8.11	8.15	8.23	x	x	8.06
Wang	x	7.89	8.05	x	x	8.20
Cáceres	8.01	6.31	x	x	7.95	x
Hashioka	7.88	7.89	7.97	7.82	x	7.70

Echevarría's 2019 marks of 8.92w and 8.65 made him the Doha favourite. This was confirmed by his wind-resisted 8.40 qualifier. It was therefore a shock to all when the unheralded Gayle, who had only managed 7.89 in qualifying, cleared 8.46 in the first round of the final.

Both Olympic Champion Henderson (8.39) and the Cuban (8.34) responded with world-class efforts in round three, then in the fourth Echevarría showed his class with 8.30, despite taking off 27.5cm too soon. Gayle had two no-jumps but then returned with a bang on his fourth, spanning 8.69 and making a total increase of 37cm over his pre-championship best. No-one else got near that distance, The Jamaican was almost perfect on the board, taking off just 8mm before the threshold. "On this jump, I felt the speed," said the winner, who was trained by renowned sprint coach Stephen Francis. This was the first World title by a Jamaican in a men's field event.

Qualifying round (8.15 or top 12 to final) (Sep 27)

Group A qualifiers: Echevarría 8.40 (-0.6); Hashioka 8.07 (-0.7); McCarter 8.04 (-0.8); Tentóglou 8.00 (-1.2); Manyonga 7.91 (-0.1)

Non-qualifiers: Henry Frayne AUS 7.86 (-0.6); Huang Changzhou CHN 7.81 (-0.5); Andwuelle Wright TTO 7.76 (-1.3); Héctor Santos ESP 7.69 (-1.4); Trumaine Jefferson USA 7.63 (-1.0); Emanuel Archibald GUY 7.56 (-0.7); Henry Smith AUS 7.50 (-1.1); Lin Chia-Hsing TPE NM

Group B qualifiers: Henderson 8.12 (-0.7); Samaai 8.01 (-0.2); Cáceres 8.01 (-1.3); Shiroyama 7.94 (-0.6); Montler 7.92 (-0.3); Wang 7.89 (-0.6); Gayle 7.89 (-0.7)

Non-qualifiers: Zhang Yaoguang CHN 7.82 (-0.6); Darcy Roper AUS 7.82 (-0.2); Hibiki Tshua JPN 7.72 (-0.1); Emiliano Lasa URU 7.66 (0.2); Murali Sreeshankar IND 7.62 (-0.7); Tyrone Smith BER 7.49 (-1.0); Yahya Berrabah MAR 7.37 (-0.4)

LONG JUMP

Multiple Medallists:

5	Dwight Phillips	USA	03-1, 05-1, 07-3, 09-1, 11-1
4	Iván Pedroso	CUB	95-1, 97-1, 99-1, 01-1
3	Carl Lewis	USA	83-1, 87-1, 91-2
	Mike Powell	USA	91-1, 93-1, 95-3
2	Larry Myricks	USA	87-3, 91-3
	James Beckford	JAM	95-2, 03-2
	Yago Lamela	ESP	99-2, 03-3
	Ignisious Gaisah	GHA/NED	05-2, 13-2
	Mitchell Watt	AUS	09-3, 11-2

Men's Long Jump, continued

Most Finals:

7	Phillips	01-8, 03-1, 05-1, 07-3, 09-1, 11-1, 13-11
---	----------	---

Most Appearances:

7	Pedroso	93-nm, 95-1, 97-1, 99-1, 01-1, 03-nm/Q, 05-nm/Q
	Phillips	01-8, 03-1, 05-1, 07-3, 09-1, 11-1, 13-11
	Yahya Berrabah	MAR 03-28Q, 05-20Q, 07-24Q, 09-10, 11-4, 17-28Q, 19-26Q

National Placings:

	1	2	3	4	5	6	7	8	Points
USA	8	6	5	2	-	-	2	3	153
CUB	4	-	1	-	1	1	-	-	45
RSA	1	1	1	1	3	-	2	1	43
AUS	-	2	1	2	1	2	-	-	40
JAM	1	2	-	1	-	1	1	1	33
RUS/ANA	1	1	1	1	-	2	-	1	33
CHN	-	-	1	1	1	3	2	-	28
ESP	-	1	1	2	-	-	2	-	27
GER	-	-	-	2	1	1	1	1	20
UKR	-	-	1	1	-	2	-	1	18
ITA	-	1	-	1	-	-	1	-	14
GBR	1	-	-	-	1	-	-	1	13
GHA	-	1	-	1	-	-	-	-	12
PAN	1	-	-	-	-	1	-	-	11
BUL	-	-	-	-	1	1	1	1	10
FRA	-	-	-	-	1	1	1	-	9
URS	-	1	-	-	-	-	-	1	8
BRA	-	-	-	-	2	-	-	-	8
ROU	-	-	-	-	2	-	-	-	8
NED	-	1	-	-	-	-	-	-	7
FIN	-	-	1	-	-	-	-	-	6
MEX	-	-	1	-	-	-	-	-	6
POR	-	-	1	-	-	-	-	-	6
SLO	-	-	1	-	-	-	-	-	6
ZIM	-	-	1	-	-	-	-	-	6
MAR	-	-	-	1	-	-	-	1	6
HUN	-	-	-	1	-	-	-	-	5
KSA	-	-	-	-	1	-	-	1	5
BLR	-	-	-	-	-	1	1	-	5
CAY	-	-	-	-	1	-	-	-	4
YUG	-	-	-	-	1	-	-	-	4
SEN	-	-	-	-	-	-	2	-	4
GRE	-	-	-	-	-	1	-	-	3
BOT	-	-	-	-	-	-	1	-	2
BAH	-	-	-	-	-	-	-	1	1
JPN	-	-	-	-	-	-	-	1	1
NGR	-	-	-	-	-	-	-	1	1
SWE	-	-	-	-	-	-	-	1	1
Totals	17	17	17	17	17	17	17	17	612

Triple Jump

Helsinki 1983

Final (Aug 8)

1,	Zdzisław Hoffmann	POL	17.42	(0.6)
2,	Willie Banks	USA	17.18	(0.4)
3,	Ajayi Agbebaku	NGR	17.18	(1.4)
4,	Mike Conley	USA	17.13	(1.6)
5,	Vlastimil Mařinec	TCH	17.13	(1.1)
6,	Ján Čado	TCH	17.06	(1.4)
7,	Béla Bakosi	HUN	16.83	(0.2)
8,	Al Joyner	USA	16.76	(0.2)
9, Peter Bouschen FRG 16.70 (1.8); 10, Gennadiy Valyukevich URS 16.41w (3.0) & 16.33 (0.3); 11, Bedros Bedrosian ROU 16.18 (0.3); 12, Steve Hanna BAH 14.96 (-1.0)				

Series

	1	2	3	4	5	6
Hoffman	16.74	16.98	17.00	17.18	17.35	17.42
Banks	17.08	16.72	17.18	16.55	x	x
Agbebaku	17.01	16.78w	16.87	13.52	16.86	17.18
Conley	16.66	16.91w	17.13	16.86	17.05	17.07
Mařinec	16.67	x	17.13	x	16.71	x
Čado	16.45	16.40	17.01	13.69	x	17.06
Bakosi	16.60	16.76	16.46	16.71	x	16.83
Joyner	16.76	15.98	16.58	16.20	16.40	16.48

Apart from the Finns, the red-vested Americans were the most popular athletes in Helsinki, and none pleased the crowd more than Willie

Banks. The backstraight spectators were delighted when Banks asked them to clap rhythmically when he took to the runway. He rewarded them with the best jump of the first round – 17.08 – before returning to listen to music from “Dreamgirls” on his personal stereo. Under current rules, it would be illegal for him to take such devices infield.

The crowd were also getting behind the other jumpers, who responded by producing a spate of 17m efforts. In round three Conley went ahead at 17.13, only to be overtaken immediately by Banks's 17.18. In round four, neither of the Americans improved, but Hoffmann, jumping last, matched Banks's leading distance and moved into second place on countback. At this point, the first eight comprised four pairs of jumpers each with identical distances.

Banks was unable to improve, but Hoffmann continued his progress in the fifth: 17.35 into a headwind. Banks responded with his longest leap, around 17.50, but it was a borderline foul. The Pole ended the contest with 17.42. He had improved with each one of his jumps.

Qualifying round (16.60 or top 12 to final) (Aug 7)

Group A qualifiers: Agbebaku 16.80 (-0.9); Hoffmann 16.72 (-0.3); Joyner 16.65 (-0.2); Valyukevich 16.64 (-0.4); Banks 16.58 (-0.4); Čado 16.50 (-1.4); Bedrosian 16.43 (-0.5); Bakosi 16.41 (-0.3)

Non-qualifiers: Zou Zhenxian CHN 16.17 (0.3); John Herbert GBR 16.12 (-1.7); Esa Viitasalo FIN 16.03 (-2.2); Wolfgang Knabe FRG 15.61 (-2.0); Oswald Philip MNT 13.96 (0.6); Adnan Abu Laoui JOR 13.53 (-1.0)

Group B qualifiers: Conley 16.90 (0.4); Hanna 16.76 (-1.5); Bouschen 16.71 (-0.8); Mařinec 16.57 (0.2)

Non-qualifiers: Vasily Grishchenkov URS 16.29 (-0.7); Khristo Markov BUL 16.25 (-0.3); Keith Connor GBR 16.18 (0.5); Claes Rahm SWE 16.07 (0.7); Dan Simion ROU 15.96 (-0.9); Mamadou Diallo SEN 15.67 (-0.2); José Quiñahiza ECU 15.18 (-0.2); Dimitros Mihos GRE NM; José Salazar VEN DNS

Rome 1987

Final (Aug 31)

1,	Khristo Markov	BUL	17.92	(1.6)
2,	Mike Conley	USA	17.67	(-1.0)
3,	Oleg Sakirkin	URS	17.43	(1.4)
4,	Aleksandr Kovalenko	URS	17.38	(-1.0)
5,	Jacek Pastusinski	POL	17.35	(1.7)
6,	Joseph Taiwo	NGR	17.29w	(3.9)
7,	Peter Bouschen	FRG	17.26w	(3.6)
8,	Oleg Protzenko	URS	17.23w	(3.9)

Legal bests:

Taiwo	17.09	(1.8)
Bouschen	17.08	(-0.4)
Protzenko	16.30	(0.3)

9, Norbert Elliott BAH 16.79 (1.9); 10, Ivan Slanar TCH 16.69 (0.9); 11, Dario Badinelli ITA 16.63 (0.5); 12, Zdzisław Hoffmann POL 16.58 (1.9); Norifumi Yamashita JPN NM

Series	1	2	3	4	5	6
Markov	17.70w	17.73	x	17.92	x	x
Conley	17.34w	17.37	x	17.65	x	17.67
Sakirkin	17.03	17.36	17.31w	x	17.29	17.43
Kovalenko	17.38	x	x	x	16.81w	16.99
Pastusinski	17.27	17.20	17.13	17.28	17.35	17.26
Taiwo	17.29w	x	17.09	16.82	16.96	x
Bouschen	x	17.26w	x	17.08	16.73	16.72
Protzenko	x	x	17.23w	x	x	16.30

Once again the United States were thwarted by Eastern Europe. Surprisingly, world record holder Willie Banks and his compatriot Charlie Simpkins did not make the final. World Indoor Champion Conley did, and drew the favourable final spot in the jumping order. But before Conley could take his first jump, European Champion Markov went out to 17.70w. In round two, the Bulgarian improved to 17.73. Kovalenko was a distant second at 17.38, with Conley one centimetre behind. In the fifth round, the mop-haired Markov powered down the runway and hit the board 4cm from the plasticine before leaping out to a legal 17.92, the second longest jump ever. Conley and Sakirkin both overtook Kovalenko for the other medals. The three components of the winning jump were measured at 6.50, 5.30 and 6.12.

Qualifying round (16.85 or top 12 to final) (Aug 30)

Group A qualifiers: Sakirkin 17.35 (-0.1); Protzenko 17.08 (2.0); Conley 17.06 (1.5); Hoffmann 16.73 (1.1); Badinelli 16.64 (0.3); Slanar 16.57 (1.3); Yamashita 16.57 (0.5)

Non-qualifiers: Didier Falise BEL 16.51 (1.1); José Leitão POR 16.17 (1.2); Frank Rutherford BAH 15.99 (0.8); Francisco dos Santos BRA 15.85 (-0.7); Arne Holm SWE 15.76 (-0.5); José Gregorio Salazar VEN 15.76 (0.5); Ajayi Agbebaku NGR 15.66 (-0.8); Toussaint Rabenala MAD 15.53 (0.2); Paulo Noronha MOZ 14.62 (0.5)

Group B qualifiers: Markov 17.20 (1.1); Kovalenko 17.16 (0.2); Bouschen 17.01 (-0.2); Pastusinski 17.00 (-0.6); Elliott 16.65 (0.4); Taiwo 16.63 (0.4)

Non-qualifiers: Georgi Pomaschki BUL 16.49 (1.3); Francis Dodoo GHA 16.48 (0.5); Serge Hélan FRA 16.41 (0.5); Charles Simpkins USA 16.40 (0.7); Willie Banks USA 16.37 (0.7); Đorđe Kožul YUG 16.37 (-0.5); Edrick Floreal CAN 16.33 (-0.1); Edward Cruden SUR 15.32 (-0.5); Marios Hadjiandreou CYP 14.78 (0.6); Mohamed Zaki Sadri MAS NM

Tokyo 1991

Final (Aug 26)

1,	Kenny Harrison	USA	17.78	(-0.8)
2,	Leonid Voloshin	URS	17.75	(1.0)
3,	Mike Conley	USA	17.62	(0.4)
4,	Vasily Sokov	URS	17.28	(-0.4)
5,	Tord Henriksson	SWE	17.12	(0.5)
6,	Brian Wellman	BER	16.98	(-0.5)
7,	Yoelvis Quesada	CUB	16.94	(-0.4)
8,	Georges Sainte-Rose	FRA	16.92	(-0.3)
9,	Ralf Jaros	GER	16.76	(-2.1)
10,	Oleg Denishchik	URS	16.61	(-0.2)
11,	Norifumi Yamashita	JPN	16.26	(-0.4)
12,	Andrzej Grabarczyk	POL	16.23	(-0.2)

Series	1	2	3	4	5	6
Harrison	x	17.78	17.41	17.59	x	17.53
Voloshin	x	17.59	17.75	17.53	x	x
Conley	x	17.62	x	15.38	x	17.61
Sokov	17.22	17.28	x	16.92	16.07	x
Henriksson	17.12	x	x	x	16.14	x
Wellman	16.98	16.57	16.09	16.46	x	16.40
Quesada	16.75	16.78	16.94	15.40	16.40	x
Sainte-Rose	16.92	x	16.52	x	x	16.21

Harrison went one better than Willie Banks in 1983 by winning over the crowd and taking the gold medal. The enthusiastic crowd needed little encouragement and clapped every move of the jumpers. Harrison, drawn seventh in the final, managed to attract a little extra support and opened his account in the final with a foul close to 18 metres. In the second round, he got it right with 17.78 into a headwind. Harrison further delighted the crowd by performing a back-flip when the distance was announced.

This proved to be good enough for victory, although Voloshin got close with 17.75 at the start of the third round. The Soviet jumper was lucky: not only did he enjoy a following wind of 1.0, he also came perilously close to marking the plasticine. The bronze medal went to Conley, drawn to jump last as in Rome.

Qualifying round (16.95 or top 12 to final) (Aug 25)

Group A qualifiers: Sokov 17.16 (0.5); Quesada 17.13 (1.4); Harrison 17.08 (1.6); Sainte-Rose 17.07 (1.1); Wellman 17.02 (-0.3); Denishchik 16.92 (-0.2); Grabarczyk 16.88 (0.9)

Non-qualifiers: John Herbert GBR 16.79 (0.4); Khristo Markov BUL 16.67 (0.4); Ján Čado TCH 16.58 (0.0); Lotfi Khaida ALG 16.54 (1.3); Zou Sixin CHN 16.35 (0.6); Marios Hadjiandreou CYP 16.04 (0.9); Santiago Moreno ESP 16.04w (2.3) & 15.93 (0.6); Paul Nioze SEY 15.72 (0.8); Lucian Sflea ROU 15.27 (-0.4); François Reteno GAB 14.43 (-0.7); Eugene Koranteng GHA NM; Khalid Ahmed Mousa SUD DNS

Group B qualifiers: Voloshin 17.29 (0.2); Henriksson 17.07 (0.6); Conley 16.98 (0.8); Yamashita 16.88 (0.5); Jaros 16.88 (0.2)

Non-qualifiers: Eugeniusz Bedeniczuk POL 16.76 (2.0); Frank Rutherford BAH 16.74 (0.3); Chen Yanping CHN 16.70 (16.70); Edrick Floréal CAN 16.68 (0.9); Serge Hélan FRA 16.51 (-0.2); Pierre Camara FRA 16.49 (-0.8); Don Parish USA 16.45 (0.3); Galin Georgiev BUL 16.18 (0.5); Anisio Silva BRA 16.18 (1.2); Rogel Nachum ISR 15.90 (0.9); Toussaint Rabenala MAD 15.82 (-0.6); 17, Benjamin Koech KEN 15.74 (15.74); Jerome Romain DMA 15.49 (1.0); Lindford Castillo BIZ 13.93 (0.6)

Stuttgart 1993

Final (Aug 16)

1,	Mike Conley	USA	17.86	(0.3)
2,	Leonid Voloshin	RUS	17.65	(0.0)
3,	Jonathan Edwards	GBR	17.44	(0.1)

4,	Ralf Jaros	GER	17.34	(0.1)
5,	Pierre Camara	FRA	17.28	(0.5)
6,	Denis Kapustin	RUS	17.19	(0.6)
7,	Anisio Silva	BRA	17.19	(0.2)
8,	Brian Wellman	BER	17.12	(0.0)
9,	Serge Hélan	FRA	17.09	(1.1);
10,	Kenny Harrison	USA	17.06	(0.5);
11,	Jerome Romain	DMA	16.98	(0.1);
12,	Yoelbi Quesada	CUB	16.77	(-0.1);
13,	Oleg Denishchik	BLR	16.61	(0.2)

Series	1	2	3	4	5	6
Conley	x	17.21	17.70	16.23	17.86	17.77
Voloshin	17.48	x	x	x	x	17.65
Edwards	x	17.24	x	17.31	17.44	x
Jaros	16.77	x	17.34	x	x	17.00
Camara	17.28	16.60	x	17.08	17.13	17.15
Kapustin	17.01	17.19	x	16.20	x	16.75
Silva	17.19	x	15.00	15.15	x	16.95
Wellman	17.00	17.12	x	17.01	x	16.90

Having filled positions 4-2-3 at the first three World Championships, Conley – now the Olympic Champion – finally became a World Champion. He did so not with his traditional last-round surge, his 17.70 in the third would have been good enough to win. A foul of close to 18m by Voloshin spurred the American to 17.86 in the fifth.

“The crowd helped a lot, I felt like I was at home.” said Conley. “Now all I have to do is pick out the colour of the car,” he added, referring to the Mercedes he was about to collect.

Qualifying round (17.10 or top 12 to final) (Aug 15)

Group A qualifiers: Jaros 17.18 (1.2); Silva 17.05 (0.2); Quesada 17.02 (0.6); Edwards 16.98 (0.7); Hélan 16.97 (0.6); Harrison 16.95 (0.3)

Non-qualifiers: Rogel Nachum ISR 16.86 (0.5); Vasily Sokov RUS 16.85 (-1.0); Reggie Jones USA 16.83 (1.3); Toussaint Rabenala MAD 16.81 (0.1); Francis Agyepong GBR 16.46 (-0.2); Parkev Grigoryan ARM 16.35 (-0.5); Volker Mai GER 16.33 (-0.3); Zsolt Czinger HUN 16.32 (0.4); Andrius Raizgys LTU 16.05 (-0.2); Marzouk Abdallah Al-Yoha KUW 16.04 (0.4); Igor Lapshin BLR 15.87 (-1.4); Park Min-Soo KOR 15.93 (-1.0); Frank Rutherford BAH 15.86 (-1.2); Lotti Khaida ALG 15.77 (0.2); Tord Henriksson SWE 15.67 (-0.2); Sergey Arzamasov KAZ 15.40 (-0.2); Olive Fifita TGA NM

Group B qualifiers: Conley 17.39 (0.8); Voloshin 17.34 (0.0); Camara 17.19 (-0.1); Kapustin 17.09 (-2.2); Denishchik 16.88 (-1.5); Wellman 16.87 (0.4); Romain 16.87 (-0.6)

Non-qualifiers: Māris Bruzihks LAT 16.85 (-0.2); Georges Sainte-Rose FRA 16.84 (0.1); Edrick Floréal CAN 16.84 (0.8); Vladimir Inozemtsev UKR 16.84 (0.3); Daniel Osorio CUB 16.78 (-0.5); Tosi Fasinro GBR 16.71 (0.4); Oleg Sakirkin KAZ 16.64 (1.0); Milan Mikuláš TCH 16.59 (-0.6); Armen Martirosyan ARM 16.50 (-0.2); Vasif Asadov AZE 16.43 (0.2); Karsten Richter GER 16.13 (-0.2); Khristo Markov BUL 16.11 (0.2); Gyula Pálóczi HUN 15.89 (-0.8); Banaras Khan PAK 15.46 (0.0); Zou Sixin CHN NM

Gothenburg 1995

Final (Aug 7)

1,	Jonathan Edwards	GBR	18.29 ^{wr}	(1.3)
2,	Brian Wellman	BER	17.62 ^w	(2.7)
3,	Jerome Romain	DMA	17.59 ^w	(2.1)
4,	Yoelbi Quesada	CUB	17.59 ^w	(2.6)
5,	Yoel García	CUB	17.16	(1.2)
6,	James Beckford	JAM	17.13 ^w	(2.5)
7,	Mike Conley	USA	16.96 ^w	(3.6)
8,	Galin Georgiev	BUL	16.93	(-0.2)

Legal bests:

Wellman	17.31	(0.6)
Romain	17.36	(1.8)
Quesada	17.19	(1.3)
Beckford	None	
Conley	16.77	(0.5)

9, Tord Henriksson SWE 16.92 (0.1); 10, Māris Bruzihks LAT 16.80 (1.4); 11, Rogel Nachum ISR 16.69 (1.7); 12, Sergey Arzamasov KAZ 16.68 (0.8)

Series	1	2	3	4	5	6
Edwards	18.16	18.29	-	-	17.49	-
Wellman	x	x	17.31	17.62 ^w	x	x
Romain	17.36	17.59 ^w	17.25	17.18	x	x
Quesada	17.19	x	x	x	x	17.59 ^w
García	16.90	17.18	x	x	-	x
Beckford	x	17.13 ^w	x	-	-	-
Conley	x	16.96 ^w	16.77	-	x	x
Georgiev	16.93	x	x	16.79	x	x

Four times in 1995, Edwards had exceeded 18m but on each occasion the wind was over the allowable limit for record purposes. He did manage to improve the world record to 17.98 at Salamanca on July 18. There was great anticipation to see if he could finally beat the 18m barrier, legally, in Gothenburg.

Normally one has to wait for confirmation from the scoreboard to see if a world record has been set in a field event. This was not the case after the first jump in the final by the 29 year-old Briton. His hop, skip and jump took him to a place in the sand further than the end of the yellow marker board, which itself was longer than 18m. The wind was legal and the distance 18.16, a world record by a handsome margin. There was room for improvement; Edwards had a few centimetres to spare on take-off and lost a few more in the sand. Within 20 minutes, his second attempt was clearly even further. It was 18.29 or a quarter of an inch further than 60 feet. No-one else had ever set consecutive world triple jump records in the same series; Edwards was the first man to set three world records in one season.

The contest for the silver and bronze was between Wellman, Romain and Quesada. The Dominican held second place with 17.59w until the cut, then was displaced by the Bermudan and his 17.62w in round 4. Quesada was possibly further in the fifth but fouled. The Cuban finished with 17.59w, but lost the bronze to Romain on their next best jumps, 17.36 to 17.19. Edwards's only other effort was 17.49 in the fifth.

“If I never come within half a metre again, I'll have no complaints,” said Edwards. Biomechanical analysis of his record jumps showed that the 18.16 comprised thirds of 6.12, 5.19 and 6.85. The 18.29 was made up of a 6.05 hop, 5.22 step and 7.02 jump. The analysis showed that the Briton was significantly faster than other finalists in his last strides, achieved a near-ideal angle of take-off, and maintained superior velocity throughout the three phases of the triple jump.

It should be noted that those phase measurements have since been questioned by other studies which estimate that the total of Edwards's first two sections in his record jumps were not 11.31 and 11.27, but 11.54 and 11.60. Toe-to-board gap for the two records were estimated to be 13cm, meaning the gross distances would have been 18.29 and 18.42.

Qualifying round (17.10 or top 12 to final) (Aug 5)

Group A qualifiers: Edwards 17.46 (1.4); Quesada 17.26 (1.2); Bruzihks 16.95 (0.8); Nachum 16.71 (1.7)

Non-qualifiers: Armen Martirosyan ARM 16.60^w (2.7); Ndabezinhle Mdhlongwa ZIM 16.53 (1.9); Georges Sainte-Rose FRA 16.52^w (2.8); Audrius Raizgys LTU 16.40 (2.0); Andrew Murphy AUS 16.37 (-0.1); Denis Kapustin RUS 16.32 (-0.8); Karim Sassi TUN 16.26 (0.9); Arne Holm SWE 15.94 (0.1); Aleksey Fatyanov AZE 15.77 (0.4); Paul Nioze SEY 15.71 (1.8); Festus Igbinoghene NGR 15.68 (-1.6); Edward Manderson CAY 15.50 (1.2); Xavier Montane AND 15.04 (1.6); Leonard Cobb USA 14.90 (1.1); Oleg Sakirkin KAZ, Jacek Butkiewicz POL, Anisio Silva BRA & Salem Al-Ahmadi KSA NM

Group B qualifiers: Romain 17.48 (1.6); Wellman 17.44^w (2.3); Arzamasov 17.27 (1.6); García 16.98 (-0.1); Henriksson 16.94 (0.5); Beckford 16.92 (1.3); Conley 16.80 (0.9); Georgiev 16.80 (0.8)

Non-qualifiers: Francis Agyepong GBR 16.58 (0.9); Jacob Katonon KEN 16.55 (1.5); LaMark Carter USA 16.51 (-1.2); Lars Hedman SWE 16.43 (1.2); Frank Rutherford BAH 16.38 (1.7); Serge Hélan FRA 15.91 (0.1); Julio López ESP 15.80 (-0.1); Daniel Flores HON 14.92^w (2.1) & 14.76 (0.5); Kawan Lovelace BIZ, Vasif Asadov AZE, Zsolt Czinger HUN & Marios Hadjiandreou CYP NM; Zeng Lizhi CHN NM; Francis Dodoo GHA DNS

Athens 1997

Final (Aug 8)

1,	Yoelbi Quesada	CUB	17.85	(0.9)
2,	Jonathan Edwards	GBR	17.69	(0.3)
3,	Aliecer Urrutia	CUB	17.64	(0.0)
4,	Denis Kapustin	RUS	17.59	(-0.2)
5,	Brian Wellman	BER	17.22	(0.0)
6,	Jerome Romain	DMA	17.17	(-0.4)
7,	Hristos Meletoglou	GRE	17.12	(-0.2)
8,	Andrew Owusu	GHA	17.11	(0.4)

9, Kenny Harrison USA 17.05 (-1.6); 10, Serge Hélan FRA 16.97 (-0.6); 11, Charles Friedek GER 16.86 (0.0); 12, Armen Martirosyan ARM 16.70 (-0.2)

Series	1	2	3	4	5	6
Quesada	17.60	17.85	17.60	x	-	-
Edwards	17.33	x	16.80	17.66	17.57	17.69
Urrutia	17.23	17.64	17.25	15.67	-	x
Kapustin	x	x	17.29	17.19	17.59	x
Wellman	x	17.22	16.90	x	-	x
Romain	16.75	17.17	16.85	16.87	16.62	16.63
Meletoglou	16.75	x	17.12	x	16.48	16.85
Owusu	17.11	16.74	15.33	-	16.82	16.38

Seventh in 1991, twelfth in 1993 and fourth in 1995 (with the same distance as the third placed athlete), Quesada finally not only made it to the medal podium but scored a momentous victory over Edwards. The Cuban set the standard with a 17.60 opener and in the second round he delivered a national record of 17.85 which was to prove the longest jump in the world that year. Considering he was competing for the first time since bruising a heel several weeks earlier, Edwards' performance was commendable (overtaking world indoor record holder Urrutia to place second with 17.69), but he was unhappy. "That's the first time I've gone to a major championships and not felt I've done myself justice. Silver's better than nothing but not much." However, he fared much better than his Olympic conqueror of the previous year, Harrison, who failed to make the cut in ninth place.

Qualifying Round (17.00 or top 12 to final) (Aug 6)

Group A qualifiers: Quesada 17.47 (0.5); Edwards 17.28 (0.4); Harrison 17.11 (-1.0); Meletoglou 17.04 (-0.3); Romain 17.03 (0.6); Friedek 16.98 (-2.0); Wellman 16.84 (0.8)

Non-qualifiers: Yoel García CUB 16.79 (0.7); Nikolay Raev BUL 16.72 (0.4); Andrey Kurenkov RUS 16.59 (1.3); Zoran Djurdjević YUG 16.49 (0.2); Ketill Hanstveit NOR 16.45 (0.8); Avi Tayari ISR 16.45 (1.9); Tibor Ordina HUN 16.38 (1.2); Sergey Arzamasov KAZ 16.37 (0.7); Georges Sainte-Rose FRA 16.32 (0.8); Volodymyr Kravchenko UKR 16.24 (0.7); Audrius Raizgys LTU 16.21 (0.6); Xavier Montané AND 14.58 (0.8); Aleksandr Tumanov TKM NM

Group B qualifiers: Urrutia CUB 17.11 (0.0); Owusu GHA 17.05 (0.3); Hélian FRA 17.01 (0.1); Martirosyan ARM 16.98 (0.7); Kapustin RUS 16.96 (0.0)

Non-qualifiers: Francis Agyepong GBR 16.83 (0.4); Raúl Chapado ESP 16.80 (1.5); Robert Howard USA 16.63 (0.6); Rostislav Dimitrov BUL 16.62 (0.3); Ndabezinhle Mdhlongwa ZIM 16.56 (0.2); Vasilij Sokov RUS 16.42 (0.2); Māris Bruzikis LAT 16.35 (-0.5); Oluyemi Sule NGR 16.16 (0.9); Yevgeniy Petin UZB 16.13 (0.0); Yuriy Osipenko UKR 16.13 (0.8); Zsolt Czinger HUN 16.04 (-0.8); Paul Nioze SEY 15.79 (0.7); Paolo Camossi ITA NM; Majed Jabbar IRQ NM; Lao Jianfeng CHN DNS

Seville 1999

Final (Aug 25)

1, Charles Friedek	GER	17.59	(1.9)
2, Rostislav Dimitrov	BUL	17.49	(1.4)
3, Jonathan Edwards	GBR	17.48	(0.4)
4, Andrew Murphy	AUS	17.32	(1.7)
5, Paolo Camossi	ITA	17.29	(1.5)
6, LaMark Carter	USA	17.10	(0.2)
7, Jérôme Romain	FRA	17.10	(-0.2)
8, Jiří Kuntoš	CZE	17.00	(1.8)

9, Denis Kapustin RUS 16.89 (1.7); 10, Yoelbi Quesada CUB 16.88 (0.4); 11, Larry Achike GBR 16.59 (1.4); 12, Vasily Sokov RUS 16.53 (0.8)

Series	1	2	3	4	5	6
Friedek	17.19	x	x	17.59	x	-
Dimitrov	17.49	17.28	x	x	17.04	16.79
Edwards	x	17.48	15.06	16.84	16.52	16.94
Murphy	16.22	16.99	17.17	x	x	17.32
Camossi	16.80	x	17.29	x	17.18	15.63
Carter	16.61	16.65	17.01	16.52	16.98	17.10
Romain	16.30	16.59	17.10	16.79	16.59	14.51
Kuntoš	16.43	x	17.00	x	16.89	x

Most athletes would be happy to come away from the World Championships with any medal but for Edwards his bronze was "a complete disaster." As he remarked, "I couldn't envisage not winning."

After he had led the qualifiers with 17.30, taking off from behind the entire board, it was no surprise when Dimitrov opened with a personal best of 17.49 in the final. Edwards fell just a centimetre short of that in round 2 but both were overtaken in the fourth round when Friedek followed a 17.19 opener, and two big but invalid efforts, with a personal best equalling 17.59. It was the German's third big triumph within a year, having won at the World Cup and World Indoors.

Qualifying round (17.00 or top 12 to final) (Aug 23)

Group A qualifiers: Quesada 16.88 (-0.1); Camossi 16.79 (0.1); Kapustin 16.73 (0.0); Kuntoš 16.70 (-0.6)

Non-qualifiers: Julian Golley GBR 16.68 (-0.2); Ionuț Pungă ROU 16.67 (0.2); Desmond Hunt USA 16.66 (0.1); Ketill Hanstveit NOR 16.59 (-0.2); Michael Calvo CUB 16.54 (-0.5); Brian Wellman BER 16.45 (0.1); Sergey Arzamasov KAZ 16.32 (-0.3); Von Ware USA 16.30 (0.2); Kenny Boudine FRA 16.19 (-0.3); Raúl Chapado ESP 15.98 (0.0); Sergey Bochkov AZE 15.91 (0.1); Audrius Raizgys LTU 15.76 (0.6); Remmy Limo KEN 15.68 (-0.6); Vitaliy Kolpakov UKR 15.64 (-0.4); Johan Meriluoto FIN 15.59 (0.2); Zsolt Czinger HUN NM

Group B qualifiers: Dimitrov 17.30 (1.3); Edwards 17.28 (-0.3); Friedek 17.16 (1.0); Romain 17.10 (0.0); Carter 17.01 (0.1); Murphy 17.00 (-0.3); Achike 16.96 (0.9); Sokov 16.85 (0.7)

Non-qualifiers: Rogel Nachum ISR 16.68 (-0.4); Armen Martirosyan ARM 16.67 (0.1); Andrew Owusu GHA 16.63 (-0.6); Oleg Sakirkin KAZ 16.58 (0.6); Yoel García CUB 16.56 (-0.1); Zoran Djurdjević YUG 16.52 (0.4); Vyacheslav Taranov RUS 16.45 (0.0); Mohamed Hamimid FRA 16.37 (0.1); Hristos Melétoglou GRE 16.37 (-0.7); Salem Al-Ahmadi KSA 16.24 (0.1); Gable Garenamotse BOT 15.53 (0.7)

Edmonton 2001

Final (Aug 6)

1, Jonathan Edwards	GBR	17.92	(0.7)
2, Christian Olsson	SWE	17.47	(1.2)
3, Igor Spasovkhodskiy	RUS	17.44	(0.9)
4, Yoel García	CUB	17.40	(1.2)
5, Walter Davis	USA	17.20	(0.3)
6, Brian Wellman	BER	16.81	(-1.3)
7, Larry Achike	GBR	16.79	(0.8)
8, Rostislav Dimitrov	BUL	16.72w	(2.4)

Legal best:

Dimitrov 16.70 (0.0)

9, Phillips Idowu GBR 16.60 (0.3); 10, Johan Meriluoto FIN 16.54 (1.1); 11, Paolo Camossi ITA 16.18 (-1.7); 12, Konstantinos Zalagitis GRE 16.13 (1.6)

Series	1	2	3	4	5	6
Edwards	16.84	x	17.92	x	-	x
Olsson	13.99	17.28	17.47	-	16.96	-
Spasovkhodskiy	16.79w	16.69	16.37	16.89	17.44	16.88
García	17.06	17.40	17.06	17.23	17.22	17.34
Davis	17.20	17.18	17.05	14.43	16.60	16.92
Wellman	15.69	16.81	16.39	x	-	-
Achike	16.75	16.67	16.79	16.77	15.48	16.74
Dimitrov	16.24	16.50	16.70	16.72w	x	16.47

World record holder Edwards flirted with disaster in the qualifying round, needing three attempts to produce a decent jump. He clicked in the final to regain his world title after six years. In round 2, the Briton leapt around 17.90, but his jump was a foul by a margin of 60mm. By the end of that round, Edwards was fourth at 16.84 behind Olsson (17.47), García (17.40), and Davis (17.20).

With his third try, Edwards went even further than his foul and this time he had 7.8cm to spare on the board. His jump of 17.92 (17.99 from take-off) was the world's furthest since 1998 and comprised elements of 5.97, 5.43 and 6.52. In the fifth round, Spasovkhodskiy (17.44) overtook García for the bronze.

Qualifying round (17.10 or top 12 to final) (Aug 4)

Group A qualifiers: Davis 17.22 (0.7); Olsson 17.11 (-1.8); García 17.02 (-1.9); Camossi 16.89 (-0.2); Meriluoto 16.76 (-0.1); Idowu 16.74 (0.2); Zalagitis 16.64 (0.9)

Non-qualifiers: Aleksandr Glavatskiy BLR 16.56 (0.1); Andrew Murphy AUS 16.46 (0.5); Vasily Sokov UZB 16.26 (0.5); Sergey Bochkov AZE 16.19 (-1.1); Avi Tayari ISR 16.06 (0.2); Ionuț Pungă ROU NM; Arnis Filet FRA DNS

Group B qualifiers: Edwards 17.46 (-0.2); Achike 17.15 (0.7); Spasovkhodskiy 16.91 (-0.5); Dimitrov 16.90 (0.9); Wellman 16.78 (-)

Non-qualifiers: Marian Oprea ROU 16.62 (1.2); LaMark Carter USA 16.60 (0.3); Karl Taillepiere FRA 16.58 (-0.4); Takanori Sugibayashi JPN 16.41 (-0.1); Hristos Melétoglou GRE 16.26 (-0.1); Sergey Arzamasov KAZ 15.87 (-1.7); Thomas Moede GER 15.83 (-0.1); Shawn Peters CAN 15.58 (0.3); Robert Howard USA 15.57 (-0.6); Jadel Gregório BRA DNS

Paris 2003

Final (Aug 25)

1, Christian Olsson	SWE	17.72	(-0.3)
2, Yoandri Betanzos	CUB	17.28	(0.2)
3, Leevan Sands	BAH	17.26	(-0.4)

4,	David Girat	CUB	17.23	(0.1)
5,	Jadel Gregório	BRA	17.11	(0.2)
6,	Kenta Bell	USA	17.08	(0.0)
7,	Hristos Melétoglou	GRE	16.92	(1.2)
8,	Andrew Owusu	GHA	16.86	(0.0)
9,	Yoelbi Quesada	CUB	16.84 (-0.1);	10, Ivalyo Rusenov BUL 16.66 (0.1);
	Aleksandr Glavatskiy	BLR	16.40 (-0.3);	12, Jonathan Edwards GBR 16.31 (0.3)

Series	1	2	3	4	5	6
Olsson	17.72	17.52	17.50	17.52	17.34	15.33
Betanzos	17.28	16.94	x	17.23	x	x
Sands	16.74	17.15	17.26	16.95	17.02	17.21
Girat	17.06	x	x	16.82	16.50	17.23
Gregório	16.51	16.73	17.11	14.89	16.69	16.398
Bell	16.85	17.08	16.89	x	16.69	16.90
Melétoglou	16.92	16.54	16.35	16.86	16.87	16.77
Owusu	16.34	16.86	16.60	x	-	-

Since Edmonton, Olsson had supplanted Edwards as the world's best. After qualifying with 16.94, the defending champion announced that the final would be his last ever competition.

Edwards opened with just 14.06, having aborted his third phase. Two jumpers later, Olsson soared out to a Swedish outdoor record of 17.72 (components of 6.08, 5.28 and 6.36). Betanzos started with 17.28. These two efforts would secure gold and silver. Olsson's next four tries (17.52, 17.50, 17.52 & 17.34) were all better than anyone else. Meanwhile, Sands moved into third place and just managed to stay ahead of junior star Girat, who could not reproduce his qualifying leap of 17.31. Edwards (16.31 in round 2) passed his final try and so ended his career in 12th place.

Qualifying round (16.95 or top 12 to final) (Aug 23)

Group A qualifiers: Girat 17.31 (-0.2); Edwards 16.94 (-0.1); Owusu 16.88 (0.5); Gregório 16.82 (0.9); Sands 16.78 (0.3); Rusenov 16.71 (0.4); Glavatskiy 16.71 (0.7)

Non-qualifiers: Walter Davis USA 16.60 (0.3); Marian Oprea ROU 16.55 (0.4); Igor Spasovkhodskiy RUS 16.45 (-0.3); Allen Simms USA 16.42 (1.1); Olivier Sanou BUR 16.23 (0.7)

Group B qualifiers: Olsson 17.56 (-0.2); Betanzos 17.03 (0.4); Quesada 16.97 (1.2); Bell 16.95 (1.1); Melétoglou 16.80 (0.7)

Non-qualifiers: Fabrizio Donato ITA 16.63 (1.1); Julien Kapek FRA 16.62 (0.9); Dmitriy Valyukevich BLR 16.59 (0.9); Takanori Sugibayashi JPN 16.53 (1.1); Vitaliy Moskalenko RUS 16.52 (0.3); Salem Mouled Al-Ahmadi KSA 14.66 (0.2) & Sergey Bochkov AZE

Helsinki 2005

Final (Aug 11)

1,	Walter Davis	USA	17.57	(0.3)
2,	Yoandri Betanzos	CUB	17.42	(0.4)
3,	Marian Oprea	ROU	17.40	(2.0)
4,	Leevan Sands	BAH	17.39w	(2.3)
5,	Karl Taillepierre	FRA	17.27	(2.0)
6,	Jadel Gregório	BRA	17.20	(0.0)
7,	Kenta Bell	USA	17.11	(2.0)
8,	David Girat	CUB	17.09	(0.7)

Legal best:

Sands 17.30 (0.0)

9, Viktor Yastrebov UKR 16.90w (2.3) & 16.82 (1.8); 10, Dmitriy Valukevič SVK 16.79w (2.8); 11, Momchil Karailiev BUL 16.70w (2.2) & 16.69 (1.0); 12, Anders Møller DEN 16.16w (2.7) & 15.55 (1.9)

Series	1	2	3	4	5	6
Davis	17.22w	16.84w	17.57	17.03	-	x
Betanzos	15.67w	17.03	17.01	17.42	15.09	17.42
Oprea	17.15	16.81	17.22	x	x	17.40
Sands	17.11	17.39w	17.18	x	17.30	x
Taillepierre	17.01	17.27	17.15	17.06w	16.75w	17.19
Gregório	17.11w	x	16.91	17.20	x	16.18
Bell	16.58	16.95w	17.11	x	16.81	x
Girat	17.09	x	15.82	16.48	x	x

With reigning champion Olsson out for the season, Oprea and Gregório were tipped as possible winners. Betanzos led the qualifiers at 17.40w, with Britain's Nathan Douglas (17.64 a month earlier) the most notable non-qualifier. Oprea led the final early on with 17.15, with Davis (17.22w) eclipsing him by the end of round one. The lead was taken in

consecutive jumps in the next round by the surprising Taillepierre (17.27) and then Sands (17.39w). Oprea moved ahead of Davis in the next round with 17.22, but the American, who had been behind the board on his 17.22w, then responded with 17.57. Betanzos moved past Sands with 17.42, a jump he repeated in the final round, to hold off Oprea's final effort of 17.40 for the silver medal. Davis's 17.57 (6.25 hop, 5.30 step and 6.02 jump) was the shortest winning effort since the first World Championships, and marked the second global win in the Helsinki stadium by a Walter Davis, the other being the 1952 Olympic Champion at high jump.

Qualifying round (17.00 or top 12 to final) (Aug 10)

Group A qualifiers: Betanzos 17.40w (4.2); Sands 17.21 (1.6); Davis 17.08 (0.6); Oprea 16.81 (1.7); Møller 16.69 (1.3); Valukevič 16.68w (2.7) & 15.70 (1.1); Taillepierre 16.67 (1.9); Yastrebov 16.66 (0.2)

Non-qualifiers: Nelson Évora POR 16.60 (1.8); Viktor Gushchinskiy RUS 16.39 (1.3); Danila Burkenya RUS 16.35 (0.8); Kazuyoshi Ishikawa JPN 16.33w (2.3) & 16.09 (1.1); Johan Meriluoto FIN 16.01 (0.8); Konstadinos Zalaggitis GRE 15.72 (-1.4); Michael Velter BEL NM

Group B qualifiers: Gregório 17.20 (1.8); Karailiev 16.73 (1.1); Bell 16.72 (1.1); Girat 16.71 (0.3)

Non-qualifiers: Allen Simms PUR 16.63 (0.5); Nathan Douglas GBR 16.53w (2.8); Igor Spasovkhodskiy RUS 16.45 (1.8); Tareq Bougtaïb MAR 16.38 (1.4); Mykola Savolaynen UKR 16.35 (1.9); Hristos Melétoglou GRE 16.35 (-0.6); Paolo Camossi ITA 16.23 (1.0); Randy Lewis GRN 16.11 (0.2); Charles Michael Friedek GER 15.75 (-2.4)

Osaka 2007

Final (Aug 27)

1,	Nelson Évora	POR	17.74	(1.4)
2,	Jadel Gregório	BRA	17.59	(0.3)
3,	Walter Davis	USA	17.33	(1.0)
4,	Osniel Tosca	CUB	17.32	(1.1)
5,	Aarik Wilson	USA	17.31	(0.6)
6,	Phillips Idowu	GBR	17.09	(-0.9)
7,	David Girat	CUB	16.91	(0.7)
8,	Alexander Martínez	SUI	16.85	(1.3)
9,	Kim Deok-Hyung	KOR	16.71 (1.1);	10, Aleksandr Petrenko RUS 16.66 (0.8);
	Zhong Minwei	CHN	16.66 (1.5);	12, Dimitrios Tsiámis GRE 16.59 (-1.1)

Series	1	2	3	4	5	6
Évora	17.41	x	17.74	-	x	17.39
Gregório	16.68	17.00	x	15.09	17.59	17.28
Davis	17.33	x	x	x	17.22	x
Tosca	16.71	x	17.32	x	17.20	17.27
Idowu	16.63	17.07	16.66	16.88	16.85	17.09
Wilson	16.89	17.21	x	15.35	17.07	17.31
Girat	16.91	16.49	x	x	-	-
Martínez	16.77	16.30	16.85	16.24	15.86	13.95

Évora made a clear statement of intent in the opening round, reaching out to 17.41, and only reigning champion Davis could get close with 17.33. His countryman Wilson reached 17.21 in an otherwise quiet second round. Tosca opened round three with 17.32, to be followed immediately by Évora's national record of 17.74 comprising an exceptional 6.37 hop followed by a 5.36 step and 6.01 jump. That put a damper on the competition until Gregório moved up from sixth place with his excellent 17.59 in the penultimate round.

Wilson and Évora were the only jumpers to get past 17.30 in the final round. Évora became the first Portuguese male athlete to win an outdoor World Championship gold.

Qualifying round (17.10 or top 12 to final) (Aug 25)

Group A qualifiers: Évora 17.22 (-0.2); Gregório 17.10 (-0.3); Davis 17.10 (-0.1); Petrenko 17.05 (-0.1); Tosca 16.74 (-0.4); Martínez 16.71 (-0.1); Zhong 16.69 (-0.2)

Non-qualifiers: Dmitriy Valukevič SVK 16.65 (-0.4); Li Yanxi CHN 16.57 (-0.1); Viktor Yastrebov UKR 16.57 (0.0); Julien Kapek FRA 16.55 (0.4); Anders Møller DEN 16.39 (0.2); Renjith Maheswary IND 16.38 (0.6); Konstadinos Zalaggitis GRE 16.26 (-0.1); Kenta Bell USA 16.22 (-0.1); Takanori Sugibayashi JPN 16.21 (0.7); Ndiss Kaba Badji SEN DNS

Group B qualifiers: Idowu 17.07 (-0.1); Wilson 17.06 (0.1); Girat 17.05 (-0.1); Kim 16.78 (-0.3); Tsiámis 16.74 (0.0)

Non-qualifiers: Gu Junjie CHN 16.58 (-0.3); Mykola Savolaynen UKR 16.58 (-0.3); Lawrence Willis USA 16.55 (-0.4); Yoandri Betanzos CUB 16.54 (0.0); Leevan Sands BAH 16.53 (-0.2); Anton Andersson SWE 16.48 (-0.1); Danil Burkenya RUS 16.47 (-0.2); Tarik Bougtaïb MAR 16.45 (0.2); Jefferson Sabino BRA 16.34 (-0.1); Hugo Mamba-Schlick CMR 16.24 (-0.1); Fabrizio Donato ITA 16.20 (0.3); Leonardo dos Santos BRA 15.74 (-0.1)

Berlin 2009

Final (Aug 18)

1,	Phillips Idowu	GBR	17.73	(0.0)
2,	Nelson Évora	POR	17.55	(0.1)
3,	Alexis Copello	CUB	17.36	(-0.1)
4,	Leevan Sands	BAH	17.32	(-0.5)
5,	David Giralt	CUB	17.26	(0.0)
6,	Li Yanxi	CHN	17.23	(1.1)
7,	Igor Spasovkhodskiy	RUS	16.91	(-0.3)
8,	Jadel Gregório	BRA	16.89	(-0.1)

9, Momchil Karailiev BUL 16.82 (0.3); 10, Nathan Douglas GBR 16.79 (-0.1); 11, Teddy Tamgho FRA 16.79 (-0.6); 12, Dmitrij Valukevič SVK 16.54 (0.3)

Series	1	2	3	4	5	6
Idowu	17.51	17.44	17.73	x	x	x
Évora	17.54	x	17.38	x	17.33	17.55
Copello	17.06	17.19	14.82	x	17.04	17.36
Sands	17.20	17.08	16.96	17.05	17.32	16.99
Giralt	17.26	17.18	x	17.19	17.01	17.06
Li	16.95	16.92	14.23	17.23	x	16.75
Spasovkhodskiy	16.73	16.91	14.66	14.75	16.37	x
Gregório	x	16.89	16.84	16.70	x	x

Reigning champion Évora opened with a fine 17.54, then Idowu responded with 17.51 from way (29.8cm) behind the board. The Briton then took the lead with 17.73, an outdoor lifetime best and with “just” 20cm to spare. Behind the top two, Sands had equalled his seasonal best of 17.20 set in the qualifying, but was headed by Giralt’s 17.26. In the fourth round, Li jumped 17.23 to move into fourth, and Copello had a foul of around 17.70. Sands improved to third in round five with 17.32, but was ultimately overtaken by Copello’s 17.36. Évora finished respectably with his best jump of the day, 17.55, so Idowu did not need to take his final effort though was officially shown as having no-jumped due to the lateness of that decision.

Unfortunately, phase measurements were not taken for the triple jump at these championships.

Qualifying round (17.15 or top 12 to final) (Aug 16)

Group A qualifiers: Idowu 17.32 (0.3); Sands 17.20 (-0.4); Giralt 17.15 (-0.2); Karailiev 17.07 (0.0); Spasovkhodskiy 17.02 (0.1); Douglas 17.00 (0.0); Valukevič 16.96 (-0.8)

Non-qualifiers: Larry Achike GBR 16.94 (0.3); Fabrizio Schembri ITA 16.88 (-0.4); Yoandris Betanzos CUB 16.77 (0.0); Dmitriy Detsuk BLR 16.58 (0.5); Kim Deok-Hyung KOR 16.58 (-0.2); Yevgen Semenenko UKR 16.54 (0.2); Julian Reid JAM 16.49 (0.7); Jefferson Sabino BRA 16.34 (-0.6); Samyr Laine HAI 16.34 (0.0); Kenta Bell USA 16.32 (0.0); Mohamed Youssef Al-Sahabi BRN 16.05 (0.2); Vladimir Letnicov MDA 15.88 (0.0); Fabrizio Donato ITA 15.81 (0.0); Andrés Capellán ESP 15.80 (-0.5); Charles Michael Friedek GER NM

Group B qualifiers: Évora 17.44 (0.6); Li 17.27 (0.9); Tamgho 17.11 (0.2); Gregório 17.06 (0.8); Copello 16.99 (0.2)

Non-qualifiers: Brandon Roulhac USA 16.94 (0.5); Tosin Oke NGR 16.87 (0.5); Randy Lewis GRN 16.73 (0.2); Mykola Savolaynen UKR 16.72 (0.2); Hugo Chila ECU 16.70 (0.2); Hugo Mamba CMR 16.63 (-0.2); Walter Davis USA 16.62 (0.4); Alwyn Jones AUS 16.57 (0.3); Viktor Yastrebov UKR 16.31 (-0.7); Yevgeniy Plotnir RUS 16.29 (-0.5); Dimitrios Tsiámis GRE 16.23 (0.2); Daniele Greco ITA 16.18 (0.1); Yevgeniy Ektov KAZ 16.13 (0.0); Mantas Dilys LTU 16.09 (0.7); Lauri Leis EST 15.98 (0.4); Van Hung Nguyen VIE 15.56 (-0.3); Si Kuan Wong MAC 14.78 (0.0); Leonardo dos Santos BRA DQ (AdR10.8) 15.95 (0.7)

Daegu 2011

Final (Sep 4)

1,	Christian Taylor	USA	17.96	(0.1)
2,	Phillips Idowu	GBR	17.77	(0.0)
3,	Will Claye	USA	17.50	(0.1)
4,	Alexis Copello	CUB	17.47	(0.1)
5,	Nelson Évora	POR	17.35	(0.0)
6,	Christian Olsson	SWE	17.23	(0.0)
7,	Leevan Sands	BAH	17.21	(-0.2)
8,	Benjamin Compaoré	FRA	17.17	(0.2)

9, Henry Frayne AUS 16.78 (-0.1); 10, Fabrizio Donato ITA 16.77 (0.1); 11, Yoandris Betanzos CUB 16.67 (-0.1); 12, Sheryf El-Sheryf UKR 16.38 (-0.1)

Series	1	2	3	4	5	6
Taylor	x	17.04	17.40	17.96	-	15.64
Idowu	17.56	17.38	17.70	17.77	17.48	17.49
Claye	x	x	17.50	17.30	-	17.14

	1	2	3	4	5	6
Copello	x	17.19	x	17.36	17.47	16.11
Évora	17.35	16.80	16.63	16.18	16.57	16.95
Olsson	17.23	16.80	17.22	16.75	-	-
Sands	16.81	x	17.07	17.12	17.21	16.59
Compaoré	x	17.04	17.17	x	16.99	x

Teddy Tamgho had produced three efforts beyond 17.90 in 2011, but missed Daegu after hurting his ankle at the European under-23 Championships. The event looked like being a battle between reigning champion Idowu and Taylor who beat the Briton in London early in August.

Idowu opened solidly with 17.56 (17.75 from take-off) to lead from Évora and Olsson after the first round. In the third, Claye reached a personal best 17.50, and was immediately followed by Idowu, who reached 17.70 (with 14cm to spare on the board). Taylor moved into third with 17.40, then produced a monster effort of 17.96 in round four. Idowu responded immediately with an off-balance 17.77 (17.94 toe to heel). Copello got close to Claye with a fifth-round 17.47, but there were no medal position changes in the last two rounds. Taylor’s magnificent jump overshadowed Idowu’s series, which averaged 17.56, easily the best six jump series ever seen in a major championship.

Qualifying round (17.10 or top 12 to final) (Sep 2)

Group A qualifiers: Claye 17.19 (-0.4); Idowu 17.17 (0.5); Sands 17.13 (0.4); Compaoré 17.11 (0.1); Taylor 16.99 (0.7); El-Sheryf 16.81 (0.4)

Non-qualifiers: David Girat CUB 16.74 (0.2); Fabrizio Schembri ITA 16.71 (0.3); Aleksey Fedorov RUS 16.42 (0.5); Samyr Laine HAI 16.38 (0.1); Li Yanxi CHN 16.28 (0.4); Wilbert Walker JAM 15.97 (0.2); Seif Islam Temacini ALG, Renjith Maheshwary IND, Kim Duk-Hyung KOR & Tumelo Thagane RSA NM

Group B qualifiers: Copello CUB 17.31 (0.2); Évora 17.20 (0.6); Olsson 17.16 (0.0); Betanzos 17.01 (0.0); Donato 16.88 (-0.1); Frayne 16.83 (0.2)

Non-qualifiers: Marian Oprea ROU 16.61 (0.7); Tosin Oke NGR 16.60 (-1.2); Jefferson Sabino BRA 16.51 (-0.1); Hugo Mamba-Schlick CMR 16.15 (-0.7); Anders Møller DEN 16.14 (0.2); Walter Davis USA 16.12 (-0.1); Yevhen Semenenko UKR 15.96 (-0.9); Maximiliano Diaz ARG 15.91 (0.0); Yevgeniy Ektov KAZ NM

Moscow 2013

Final (Aug 18)

1,	Teddy Tamgho	FRA	18.04	(0.3)
2,	Pedro Pablo Pichardo	CUB	17.68	(-0.1)
3,	Will Claye	USA	17.52	(0.5)
4,	Christian Taylor	USA	17.20	(0.4)
5,	Aleksey Fyodorov	RUS	16.90	(0.4)
6,	Marian Oprea	ROU	16.82	(-0.9)
7,	Gaetan Saku Bafuanga	FRA	16.79	(-0.3)
8,	Fabrizio Schembri	ITA	16.74	(0.2)

9, Dong Bin CHN 16.73 (-0.1); 10, Dimitrios Tsiámis GRE 16.66 (-0.6); 11, Samyr Laine HAI 16.09 (-0.8); 12, Yoann Rapinier FRA 15.17 (-0.3)

Series	1	2	3	4	5	6
Tamgho	17.65	x	x	17.68	x	18.04
Pichardo	17.38	17.68	x	17.22	17.52	16.98
Claye	17.19	17.33	17.52	17.38	16.94	17.46
Taylor	16.99	x	16.49	16.69	17.13	17.20
Fyodorov	16.34	16.90	x	16.79	x	16.42
Oprea	16.82	x	16.59	x	x	x
Bafuanga	16.64	16.79	15.97	16.70	16.64	16.24
Schembri	x	16.61	16.74	x	16.00	x

Tamgho led at the end of the first round in the final with 17.65, after Pichardo reached 17.38 with the second jump of the competition. The 20 year-old Cuban then took the lead with 17.68, taking off 2cm from the front of the board. Tamgho and Taylor responded with fouls of around 18 metres.

World Indoor Champion Claye moved into third place with his second jump of 17.33, and cemented his position with 17.52 in round three. Tamgho produced another long foul in the third, and took a countback lead in round four with 17.68. Yet another Tamgho 18m foul followed in the penultimate round, after Claye had reached 17.46 with his final jump (measured at 17.69 from toe to heel).

On his last attempt, the confirmed champion Tamgho managed to hit the board accurately (with 6mm to spare) and produced a jump of 18.04. With phases of 6.16, 5.30 and 6.58, he became only the third man in history to span 18m legally after Jonathan Edwards and Kenny

Harrison. Afterwards he paid tribute to his coach, the former long jump World Champion Iván Pedroso. "He taught me to be patient. It was hard to stay calm and he gave me a lot of experience."

Qualifying round (17.05 or top 12 to final) (Aug 16)

Group A qualifiers: Tamgho 17.41 (1.2); Claye 17.08 (0.9); Dong 16.98 (1.1); Oprea 16.91 (1.5); Bafuanga 16.63 (0.4)

Non-qualifiers: Renjith Maheswary IND 16.63 (0.7); Fabrizio Donato ITA 16.53 (1.0); Jefferson Sabino BRA 16.49 (1.1); Zlatozar Atanasov BUL 16.21 (0.6); Daniele Greco ITA NM

Group B qualifiers: Rapinier 17.39 (0.5); Taylor 17.36 (0.2); Pichardo 17.06 (0.5); Laine 16.87 (0.4); Schembri 16.83 (0.9); Fyodorov 16.83 (-0.3); Tsiámis 16.69 (0.8)

Non-qualifiers: Viktor Kuznyetsov UKR 16.60 (0.6); Roman Valiyev KAZ 16.43 (1.5); Omar Craddock USA 16.40 (0.4); Jonathan Drack MRI 15.54 (1.1)

Beijing 2015

Final (Aug 27)

1,	Christian Taylor	USA	18.21	(0.2)
2,	Pedro Pablo Pichardo	CUB	17.73	(0.2)
3,	Nelson Évora	POR	17.52	(0.3)
4,	Omar Craddock	USA	17.37	(0.2)
5,	Lyukman Adams	RUS	17.28	(0.3)
6,	Marian Oprea	ROU	17.06	(0.4)
7,	Dmitriy Sorokin	RUS	16.99	(0.4)
8,	Tosin Oke	NGR	16.81	(0.4)
9,	Khotso Mokoena RSA	16.81	(0.3)	10, Leevan Sands BAH 16.68 (0.3); 11, Jonathan Drack MRI 16.64 (0.1); 12, Benjamin Compaoré FRA 16.63 (0.2)

Series	1	2	3	4	5	6
Taylor	16.85	17.49	17.60	17.68	17.22	18.21
Pichardo	17.52	17.44	17.60	17.33	17.52	17.73
Évora	17.28	x	17.29	x	x	17.52
Craddock	17.14	17.08	x	17.14	17.37	16.50
Adams	x	17.12	17.28	x	17.21	17.23
Oprea	17.06	16.23	-	-	-	x
Sorokin	16.99	16.38	x	x	x	x
Oke	16.77	x	16.81	x	x	x

Taylor and Pichardo had both been beyond 18m twice during 2015, and Taylor was a slight favourite, having defeated the Cuban 2-1 in their meetings. Pichardo led the qualifying round with 17.43 to Taylor's 17.28, and took early control in the final with his opening 17.52. Round three saw the Cuban improve to 17.60, with Taylor matching that distance. The American took the lead in round four with 17.68 (17.81 from take-off), and then produced a final round reminiscent of Mike Conley to reach 18.21 (18.32 from toe to heel). Pichardo reacted well with 17.73 (17.91), but overall was disappointed. "I cannot be happy for the silver today," he concluded.

Former winner Évora was close to his form of 2007-08 with a final round 17.52 to snatch the bronze medal from Craddock. The winning leap was the second-furthest of all-time and comprised thirds of 5.96, 5.84 & 6.41. The Cuban runner-up had much the longest phase of the meeting with a 6.68 hop on his 17.60.

Qualifying round (17.00 or top 12 to final) (Aug 26)

Group A qualifiers: Pichardo 17.43 (0.4); Oprea 17.07 (1.5); Craddock 17.01 (1.3); Sorokin 16.99 (0.2); Drack 16.79 (0.8); Oke 16.74 (0.8)

Non-qualifiers: Kim Duk-Hyung KOR 16.72 (0.3); Cao Shuo CHN 16.66 (-0.1); Georgi Tsonov BUL 16.59 (-0.2); Will Claye USA 16.41 (0.2); Samyr Laine HAI 16.23 (-0.3); Latario Collie-Minns BAH 16.21 (0.0); Xu Xiaolong CHN 16.19 (0.0); Jean Rosa BRA 15.97 (0.7)

Group B qualifiers: 1, Taylor 17.28 (0.3); 2, Évora 17.01 (0.2); 3, Adams 16.85 (0.1); 4, Compaoré 16.82 (0.5); 5, Mokoena 16.78 (0.5); 6, Sands 16.73 (0.6)

Non-qualifiers: Marquis Dendy USA 16.73 (0.6); Rumen Dimitrov BUL 16.53 (0.3); Dong Bin CHN 16.44 (0.4); Pablo Torrijos ESP 16.32 (0.6); Yordanis Duraño DMA 16.27 (0.5); Roman Valiyev KAZ 16.04 (0.2); Muhd Hakimi Ismail MAS 15.93 (0.4); Hugues Fabrice Zango BUR NM

London 2017

Final (Aug 10)

1,	Christian Taylor	USA	17.68	(0.2)
2,	Will Claye	USA	17.63	(-0.1)
3,	Nelson Évora	POR	17.19	(-0.1)

4,	Cristian Atanay Nápoles	CUB	17.16	(-0.1)
5,	Alexis Copello	AZE	17.16	(0.2)
6,	Chris Benard	USA	17.16	(0.2)
7,	Andy Díaz	CUB	17.13	(0.2)
8,	Jean-Marc Pontvianne	FRA	16.79	(0.1)
9,	Wu Ruijing CHN	16.66	(0.7)	10, Pablo Torrijos ESP 16.60 (0.2); 11, Yordanis Duraño DMA 16.42 (-0.2); 12, Lázaro Martínez CUB 16.25 (0.6)

Series	1	2	3	4	5	6
Taylor	16.97	17.57	17.68	17.26	17.38	17.03
Claye	17.54	17.52	17.63	17.49	17.53	x
Évora	17.02	17.19	16.58	x	x	16.01
Nápoles	x	x	17.16	x	x	17.16
Copello	17.16	x	x	16.87	16.91	17.06
Benard	16.88	x	16.94	x	x	17.16
Díaz	17.13	x	x	x	-	x
Pontvianne	x	16.62	16.79	x	x	16.57

Taylor, now a double Olympic Champion, retained his title after coming from behind twice to defeat his eternal rival Claye. It was Claye who took the initial lead with his 17.54, backed up by 17.52 in round 2. Taylor, drawn 11th, responded with 17.57. Claye then reached 17.63, only for Taylor to span the winning distance of 17.68 (5.72 hop, 5.56 step, 6.40 jump). All three medal-winning performances were made before the cut, as the 2017 winner Évora had managed 17.19 in round 2. That held up for bronze from three men with bests in the range 17.13-17.16.

Adding in the gap between take-off and the board edge, the longer jumps were Taylor 17.78 and Claye 17.74, though it was estimated that Clay's actual distance in round 3 may have been as far as 17.85 had his bib not made a mark in the sand on landing. A similar fate befell Ivana Španović in the women's long jump the following day. It transpired that World Athletics had already agreed remove the stipulation for horizontal jumpers to wear bibs on their back (from then World Athletics rule 143.7), though the rule change did not apply until November 2017.

Missing from London was the Moscow and Beijing silver medallist Pedro Pablo Pichardo, who had since defected from Cuba to Portugal.

Qualifying round (17.00 or top 12 to final) (Aug 7)

Group A qualifiers: Benard 17.20 (0.2); Taylor 17.15 (0.3); Díaz 16.96 (0.2); Évora 16.94 (0.1); Copello 16.89 (-0.1); Torrijos 16.80 (0.7); Wu 16.66 (-0.8)

Non-qualifiers: Momchil Karailiev BUL 16.57 (-0.3); Simo Lipsanen FIN 16.54 (-0.1); Nathan Fox GBR 16.49 (1.4); Benjamin Compaoré FRA 16.46 (0.1); Miguel Van Assen SUR 16.38 (-0.6); Melvin Raffin FRA 16.18 (0.4); Mateus Daniel de Sá BRA 16.10 (0.2); Ryoma Yamamoto JPN 16.01 (-0.5)

Group B qualifiers: Nápoles 17.06 (-0.4); Claye 16.95 (-0.4); Pontvianne 16.78 (-0.8); Duraño DMA 16.71 (-0.2); Martínez 16.66 (0.2)

Non-qualifiers: Donald Scott USA 16.63 (-0.4); Nazim Babayev AZE 16.61 (-2.5); Elvijs Misāns LAT 16.55 (0.5); Georgi Tsonov BUL 16.53 (-1.0); Alberto Álvarez MEX 16.48 (-0.4); Troy Doris GUY 16.43 (-0.1); Tosin Oke NGR 16.17 (-0.5); Fang Yaoqing CHN 16.17 (-0.1); Dimítrios Tsiámis GRE 16.06 (-0.9); Clive Pullen JAM 15.61 (0.6)

Doha 2019

Final (Sep 29)

1,	Christian Taylor	USA	17.92	(0.9)
2,	Will Claye	USA	17.74	(0.9)
3,	Hugues Fabrice Zango	BUR	17.66	(0.5)
4,	Pedro Pablo Pichardo	POR	17.62	(0.1)
5,	Cristian Atanay Nápoles	CUB	17.38	(0.8)
6,	Donald Scott	USA	17.17	(0.3)
7,	Alexis Copello	AZE	17.10	(0.6)
8,	Jordan A. Díaz	CUB	17.06	(0.8)
9,	Wu Ruijing CHN	16.97	(0.3)	10, Fang Yaoqing CHN 16.65 (0.4); 11, Necati Er TUR 16.34 (0.1); 12, Almir dos Santos BRA 15.01 (0.7)

Series	1	2	3	4	5	6
Taylor	x	x	17.42	17.86	17.92	17.54
Claye	17.61	17.72	17.53	17.74	17.74	17.66
Zango	17.18	17.46	17.29	x	17.56	17.66
Pichardo	17.49	17.28	17.49	17.62	17.60	17.00
Nápoles	17.36	17.38	x	x	-	-
Scott	x	16.57	17.05	x	15.08	17.17
Copello	x	x	17.10	x	x	-
Díaz	15.88	16.86	17.01	16.86	17.06	16.69

Taylor won his fourth title out of five championships (and the 100th by a US man at these championships), but cut it fine. He fouled by 3.3cm then 7.8cm on his first two jumps in the final. Happily, the gap on this third effort was 31cm on the safe side. That he still cleared 17.42 demonstrated that the defending champion was in prime form. He needed to be in good shape because, in the meantime, team-mate Claye had opened with 17.61 and 17.72, followed by 17.53. He led at the cut from Pichardo and Zango.

The complexion of the competition changed in the fourth when Taylor clicked to reach 17.86 (18.014 from take-off). The opposition was uncowed, as Pichardo with 17.62, then Claye with the first of consecutive 17.74s had their best jumps of the night. Taylor settled things in round five with 17.92 (6.31/5.18/6.43). One jump later Zango landed an African record of 17.56 to consolidate his fourth spot, then in the sixth bounded out to 17.66 (17.80 toe to heel). That overtook Pichado and secured Burkina Faso's first ever World Championship medal. The Cuban-Portuguese was a magnificent fourth, averaging 17.4133 for his six jumps. He also recorded the quickest top approach speed of the day, measured at 42.2km/h in round 1.

Qualifying round (17.10 or top 12 to final) (Sep 27)

Group A qualifiers: 1, Pichardo 17.38 (-0.2); Zango 17.17 (-0.3); Scott 16.99 (-0.4); Claye 16.97 (-0.1); Santos 16.92 (-0.5); Nápoles 16.88 (0.0)

Non-qualifiers: Zhu Yaming CHN 16.79 (-0.1); Aleksey Fyodorov ANA/RUS 16.71 (-0.3); Nazim Babayev AZE 16.65 (-0.2); Yasser Triki ALG 16.62 (0.0); Benjamin Compaoré FRA 16.59 (-0.2); Simo Lipsanen FIN 16.47 (-0.4); Andy Díaz CUB 16.41 (-0.4); Chengetayi David Mapaya ZIM 16.36 (-0.4); Latario Collie-Minns BAH 16.26 (-0.3); Ruslan Kurbanov UZB 15.86 (-0.3); Andrea Dallavalle ITA 15.09 (-0.3)

Group B qualifiers: Taylor 16.99 (0.3); Copello 16.95 (0.1); Díaz 16.93 (0.0); Frang 16.92 (0.2); Wu 16.90 (-0.3); Er 16.87 (0.2)

Non-qualifiers: Omar Craddock USA 16.87 (0.1); Dmitriy Sorokin ANA/RUS 16.86 (0.1); Nelson Évora POR 16.80 (0.3); Ben Williams GBR 16.77 (0.3); Georgi Tsonov BUL 16.61 (0.1); Jean-Marc Pontvianne FRA 16.31 (0.1); Aleksandro Melo BRA 16.26 (0.3); Levon Aghasyan ARM 16.24 (0.0); Lathone Collie-Minns BAH 15.89 (0.4); Jordan Scott JAM 14.73 (0.4)

TRIPLE JUMP

Multiple Medallists:

5	Jonathan Edwards	GBR	93-3, 95-1, 97-2, 99-3, 01-1
4	Nelson Évora	POR	07-1, 09-2, 15-3, 17-3
	Christian Taylor	USA	11-1, 15-1, 17-1, 19-1
	Will Claye	USA	11-3, 13-3, 17-2, 19-2
3	Mike Conley	USA	87-2, 91-3, 93-1
2	Leonid Voloshin	URS/RUS	91-2, 93-2
	Christian Olsson	SWE	01-2, 03-1
	Yoandri Betanzos	CUB	03-2, 05-2
	Walter Davis	USA	05-1, 07-3
	Phillips Idowu	GBR	09-1, 11-2
	Pedro Pichardo	CUB	13-2, 15-2

Most Finals:

6	Yoelbi Quesada	CUB	91-7, 93-12, 95-4, 97-1, 99-10, 03-9
	Edwards		93-3, 95-1, 97-2, 99-3, 01-1, 03-12

Most Appearances:

7	Évora		05-14Q, 07-1, 09-2, 11-5, 15-3, 17-3, 19-15Q
---	-------	--	--

National Placings:

	1	2	3	4	5	6	7	8	Points	
USA	7	4	4	4	3	2	4	2	1	148
CUB	1	4	2	6	3	-	3	2		98
GBR	3	2	2	-	-	1	1	-		55
POR	1	1	2	1	1	-	-	-		36
RUS	-	1	1	1	2	1	2	-		33
URS	-	1	1	2	-	-	-	1		24
FRA	1	-	-	-	2	-	2	3		23
SWE	1	1	-	-	1	1	-	-		22
BER	-	1	-	-	1	2	-	1		18
BAH	-	-	1	2	-	-	1	-		18
BUL	1	1	-	-	-	-	-	2		17
BRA	-	1	-	-	1	1	1	1		17
GER	1	-	-	1	-	-	1	-		15
POL	1	-	-	-	1	-	-	-		12
ROU	-	-	1	-	-	2	-	-		12
NGR	-	-	1	-	-	1	-	1		10
DMA	-	-	1	-	-	1	-	-		9
TCH	-	-	-	-	1	1	-	-		7

Men's Triple Jump, continued

National Placings

	1	2	3	4	5	6	7	8	Points
BUR	-	-	1	-	-	-	-	-	6
AZE	-	-	-	-	1	-	1	-	6
AUS	-	-	-	1	-	-	-	-	5
ITA	-	-	-	-	1	-	-	1	5
GRE	-	-	-	-	-	-	2	-	4
CHN	-	-	-	-	-	1	-	-	3
JAM	-	-	-	-	-	1	-	-	3
HUN	-	-	-	-	-	-	1	-	2
GHA	-	-	-	-	-	-	-	2	2
CZE	-	-	-	-	-	-	-	1	1
SUI	-	-	-	-	-	-	-	1	1
Totals	17	17	17	17	17	17	17	17	612

Shot Put

Helsinki 1983

Final (Aug 7)

1,	Edward Sarul	POL	21.39
2,	Ulf Timmermann	GDR	21.16
3,	Remigius Machura	TCH	20.98
4,	Dave Laut	USA	20.60
5,	Jānis Bojārs	URS	20.32
6,	Udo Beyer	GDR	20.09
7,	Alessandro Andrei	ITA	20.07
8,	Aulis Akonniemi	FIN	19.85
9,	Vladimir Milic	YUG	19.71; 10, Mike Lehmann USA 19.69; 11, Josef Kubes TCH 19.67; 12, Ivan Ivanić YUG 19.52

Series	1	2	3	4	5	6
Sarul	21.04	20.74	x	x	20.34	21.39
Timmermann	19.61	20.06	20.45	20.87	21.16	x
Machura	20.26	x	x	20.74	x	20.98
Laut	20.60	20.32	x	x	x	x
Bojars	19.55	19.77	20.06	20.32	19.98	x
Beyer	20.08	20.09	x	20.07	x	x
Andrei	19.80	18.65	20.07	19.61	x	19.30
Akonniemi	19.85	18.83	x	x	x	x

The biggest upset of the first day of the first World Championships came in the men's shot. Beyer – who raised the world record to 22.22 in June – finished only sixth, and the other big favourite, Laut, also ended up without a medal. The title went to the man who ranked third on the 1983 world lists, but this still came as a surprise.

The 24 year-old Sarul started positively with 21.04. This held the lead until Timmermann – the GDR number 2 – put 21.16 at the end of the fifth round. In the sixth, Beyer did not complete his attempt and showed he had been nursing an injury to his right hamstring. Sarul and Timmermann were the final two throwers in the contest. The Pole dramatically regained the lead with 21.39 on his last throw. The GDR athlete followed with a no-throw clearly below that of the leader.

Qualifying round (20.00 or top 12 to final) (Aug 7)

Group A qualifiers: Laut 21.08; Machura 20.67; Timmermann 20.10; Bojars 20.04; Milic 19.66; Akonniemi 19.65; Andrei 19.57

Non-qualifiers: Bishop Dolegiewicz CAN 18.68; Ahmed Kamel Shatta EGY 16.73; Adnan Hore SYR NM

Group B qualifiers: Sarul 20.82; Beyer 20.29; Lehmann 19.88; Ivanić 19.74; Kubes 19.73

Non-qualifiers: Kevin Akins USA 19.48; Erwin Weitzl AUT 19.23; Werner Günthör SUI 19.18; Bruno Pauletto CAN 18.32; Sergey Smirnov URS 18.03

Rome 1987

Final (Aug 29)

1,	Werner Günthör	SUI	22.23
2,	Alessandro Andrei	ITA	21.88
3,	John Brenner	USA	21.75
4,	Remigius Machura	TCH	21.39
5,	Ulf Timmermann	GDR	21.35
6,	Udo Beyer	GDR	21.13
7,	Klaus Bodenmüller	AUT	20.41
8,	Sergey Gavryushin	URS	20.15

9, Vyacheslav Lykho URS 19.98; 10, Gert Weil CHI 19.71; 11, Karsten Stolz FRG 19.22; 12, Helmut Krieger POL 19.15

Series	1	2	3	4	5	6
Günthör	21.63	21.19	20.88	22.12	20.67	22.23
Andrei	21.12	x	21.17	x	21.88	21.76
Brenner	x	21.75	21.14	x	19.91	21.18
Machura	21.15	x	21.39	x	x	21.25
Timmermann	20.80	21.22	21.28	21.35	x	21.05
Beyer	21.13	x	x	21.02	x	20.39
Bodenmüller	19.30	20.41	x	18.74	x	19.52
Gavryushin	19.99	19.83	x	x	20.15	x

Alessandro Andrei, who had just raised the world record to 22.91, was under great pressure to win gold for Italy on what was the opening day of the championships. The Italian policeman set a championship record in the qualifying round, but this was broken in the first round of the final when European Champion Günthör put 21.63. Andrei, throwing next, managed 21.12 to hold fourth place. Brenner took over in round 2 with the longest put ever in an Olympic or World Championship, 21.75. In the third, Andrei improved to 21.17, but had slipped to fifth.

Günthör regained the lead with a massive 22.12 in round 4. Andrei then also reached 22m, but his put was a clear foul. The Italian recovered to take second place with 21.88 in the fifth. As Günthör prepared for his final throw he was loudly whistled by the crowd, keen to show their support for Andrei. The giant Swiss responded with another improvement – 22.23. Remigius Machura found 21.39 – same as the winning distance in Helsinki – insufficient for a medal.

Günthör's medal was later stolen from his Rome hotel room, but he was issued with a replacement by World Athletics.

Qualifying round (20.40 or top 12 to final) (Aug 29)

Group A qualifiers: Andrei 21.57; Timmermann 21.11; Lykho 20.99; Günthör 20.66; Krieger 19.73; Stolz 19.69

Non-qualifiers: Gregg Tafrales USA 19.62; Georgi Todorov BUL 19.43; Ron Backes USA 19.34; Dimitris Koutsoukis GRE 19.05; Jan Sagedal NOR DNS

Group B qualifiers: Beyer 20.95; Brenner 20.28; Machura 20.27; Bodenmüller 19.96; Gavryushin 19.96; Weil 19.76

Non-qualifiers: Udo Gelhausen FRG 19.10; Janne Ronkainen FIN 18.36; Lars Sundin SWE 17.25; Arne Pedersen NOR DNS

✕ Tokyo 1991

Final (Aug 31)

1, Werner Günthör	SUI	21.67
2, Lars Arvid Nilsen	NOR	20.75
3, Aleksandr Klymenko	URS	20.34
4, Sven Buder	GER	20.10
5, Sergey Nikolayev	URS	19.98
6, Kent Larsson	SWE	19.92
7, Dragan Perić	YUG	19.83
8, Ron Backes	USA	19.34

9, Gert Weil CHI 19.30; 10, Paul Edwards GBR 18.91; 11, Alessandro Andrei ITA 18.73; (2,) Georg Andersen NOR DQ (20.81)

Rightful finalist: Jan Sagedal NOR

Series	1	2	3	4	5	6
Günthör	21.61	x	20.56	21.01	21.47	21.67
Nilsen	20.34	20.19	20.04	20.64	20.75	20.45
Klymenko	20.00	20.24	20.34	20.03	20.14	x
Buder	19.76	20.00	19.76	19.88	20.10	19.80
Nikolayev	19.58	x	19.98	x	x	19.93
Larsson	19.84	19.92	19.64	19.48	19.84	x
Perić	19.69	19.83	x	x	x	19.57
Backes	19.34	x	19.22			
[Andersen	20.61	x	20.81	20.75	20.74	x]

Since his Rome triumph, Günthör had to undergo surgery to his lower back which threatened to end his career. He did not put the shot at all in 1990, and actually competed in bobsleigh for Switzerland. He resumed athletics training in October 1990 and made a triumphant return in 1991, remaining unbeaten for the entire year.

In Tokyo, he duplicated his feat of 1987 by saving his furthest throw for last, though his opener of 21.61 was easily better than anyone else. The silver and bronze went to Norway ... initially. After the championships it was revealed that Andersen had failed a doping con-

trol test in July. He was stripped of the silver and the medals were redistributed.

Qualifying round (19.60 or top 12 to final) (Aug 30)

Group A qualifiers: Günthör 20.97; Nikolayev 20.16; Nilsen 19.79; Weil 19.51; Buder 19.44; Edwards 19.28; Perić 19.21

Non-qualifiers: Gheorghe Guşet ROU 18.55; Luc Viudes FRA 18.43; C J Hunter USA 17.97; Sören Tallhem SWE NM

Group B qualifiers: Klymenko 19.79; Larsson 19.20; Backes 19.05; Andrei 19.00; Andersen DQ (20.41)

Non-qualifiers: Jan Sagedal NOR 18.90; Petur Gudmundsson ISL 18.51; Karel Sula TCH 18.30; Kalman Konya GER 18.26; Khaled Sulim Al Khalidi KSA 16.38; Lim Chee Wee BRU 13.49; Dimitris Koutsoukis GRE NM

✕ Stuttgart 1993

Final (Aug 21)

1, Werner Günthör	SUI	21.97
2, Randy Barnes	USA	21.80
3, Aleksandr Bagach	UKR	20.40
4, Yevgeniy Palchikov	RUS	20.05
5, Dragan Perić	IWP	19.95
6, Gert Weil	CHI	19.95
7, Sven Buder	GER	19.74
8, Jonny Reinhardt	GER	19.53

9, Kevin Toth USA 19.52; 10, Kent Larsson SWE 19.12; 11, Manuel Martinez ESP 19.03; (3,) Mike Stulce USA DQ (ADR10.1) (20.94)

Rightful finalist: Aleksandr Klymenko UKR

Series	1	2	3	4	5	6
Günthör	21.97	21.55	21.59	20.94	20.67	20.51
Barnes	21.02	21.15	21.80	x	x	21.80
Bagach	19.99	20.10	20.40	x	x	x
Palchikov	20.05	19.43	x	x	19.52	x
Perić	19.95	x	x	x	19.82	x
Weil	19.95	x	19.63	x	x	x
Buder	19.61	19.74	19.55	x	19.66	19.69
Reinhardt	19.17	19.30	19.53			
[Stulce	20.94	20.59	x	x	x	20.58]

Günthör came back from a disappointing fourth place at the Olympic Games to claim a third world title. He did so emphatically, producing a world-leading 21.97 with his first attempt. The Swiss giant was pushed by the world record holder Barnes, who was returning from a two-year doping suspension. He had two marks of 21.80. The winner announced that he would retire at the end of the year.

For the second consecutive World Championships, a medallist failed a doping control test. This time it was Olympic Champion Mike Stulce, who had been in third place from his opening round put of 20.94.

Qualifying round (20.00 or top 12 to final) (Aug 20)

Group A qualifiers: Barnes 20.21; Palchikov 19.91; Buder 19.88; Toth 19.63; Larsson 19.56; Weil 19.52

Non-qualifiers: Aleksandr Klymenko UKR 19.37; Markus Koistinen FIN 19.29; Courtney Ireland NZL 19.08; Gheorghe Guşet ROU 18.95; Sergey Rubtsov KAZ 18.84; Jenő Kóczián HUN 18.45; Chima Ugwu NGR 18.19; Klaus Bodenmüller AUT 18.07; Paul Quirke IRL 17.05; Jaime Comandari ESA 14.97

Group B qualifiers: Günthör 20.56; Bagach 19.89; Perić 19.77; Reinhardt 19.76; Martínez 19.53; Stulce DQ (20.53)

Non-qualifiers: Antero Paljakka FIN 19.31; Aleksandr Klimov BLR 19.07; Paul Edwards GBR 19.00; Paolo Dal Soglio ITA 18.68; Andrey Nemchaninov UKR 18.28; Sergey Kot UZB 18.22; Mika Halvari FIN 18.19; Merab Kurashvili GEO 18.18; Petur Gudmundsson ISL 18.11; Dashdende Makhshiri MGL 14.87

Gothenburg 1995

Final (Aug 9)

1, John Godina	USA	21.47
2, Mika Halvari	FIN	20.93
3, Randy Barnes	USA	20.41
4, Aleksandr Bagach	UKR	20.38
5, Brent Noon	USA	20.13
6, Oliver-Sven Buder	GER	20.11
7, Roman Virastyuk	UKR	19.66
8, Dmitriy Goncharuk	BLR	19.38

9, Paolo Dal Soglio ITA 19.38; 10, Markus Koistinen FIN 19.34; 11, Bilal Saad Mubarak QAT 18.56; 12, Aleksandr Klimenko UKR 18.26

Series	1	2	3	4	5	6
Godina	21.47	20.54	19.82	19.26	19.97	-
Halvari	20.22	x	20.19	20.33	20.93	20.35
Barnes	19.47	20.22	20.41	x	x	x
Bagach	20.38	20.23	20.27	20.28	x	20.16
Noon	20.13	19.19	x	19.59	x	20.01
Buder	20.11	x	20.04	x	19.45	x
Virastyuk	19.66	18.94	19.13	x	x	x
Goncharuk	19.38	19.21	19.30	19.22	x	x

Godina, who had qualified for the discus final earlier in the day, won with his first put and was never seriously challenged. In fact, nine of the 12 finalists produced their best put of the day in the opening round. One of those who did improve was Halvari, who went from fourth to silver in round 4. Barnes also improved to take the bronze, but could not get near the 21.30 he had achieved in qualifying.

"It was a quick moment of optimism, followed by a long period of pessimism," said Godina of his winning put.

Qualifying round (19.80 or top 12 to final) (Aug 8)

Group A qualifiers: Halvari 20.40; Noon 19.84; Virastyuk 19.74; Klimenko 19.22
Non-qualifiers: Saulius Kleiza LTU 18.99; Georg Andersen NOR 18.84; Arsi Harju FIN 18.79; Alessandro Andrei ITA 18.74; Kent Larsson SWE 18.73; Yojer Medina VEN 18.58; Thorsten Herbrand GER 18.30; Mark Proctor GBR 18.08; Corrado Fantini ITA 17.89; Miroslav Menc CZE 17.54; Oakland Salavea ASA 12.80; Petur Gudmundsson ISL DNS

Group B qualifiers: Barnes 21.30; Bagach 20.62; Godina 19.99; Buder 19.91; Koistinen 19.88; Dal Soglio 19.47; Mubarak 19.01; Goncharuk 19.00

Non-qualifiers: Jonny Reinhardt GER 18.89; Sergey Rubtsov KAZ 18.81; Manuel Martínez ESP 18.50; Henrik Wennberg SWE 18.38; Christian Nebl AUT 18.33; Sergey Kot UZB 17.03; Aufata Faleata SAM 11.04; Konstantinos Kollias GRE NM

X Athens 1997

Final (Aug 2)

1, John Godina	USA	21.44
2, Oliver-Sven Buder	GER	21.24
3, CJ Hunter	USA	20.33
4, Yuriy Belonog	UKR	20.26
5, Mika Halvari	FIN	20.13
6, Roman Virastyuk	UKR	20.12
7, Kevin Toth	USA	20.02
8, Michael Mertens	GER	19.91

9, Paolo Dal Soglio ITA 19.77; 10, Burger Lambrechts RSA 19.39; 11, Saulius Kleiza LTU 18.25; (1.) Aleksandr Bagach UKR DQ (ADr10.1) (21.47)

Rightful finalist: Manuel Martínez ESP

Series	1	2	3	4	5	6
Godina	21.24	21.39	21.44	21.19	21.20	x
Buder	20.79	20.18	20.41	21.05	x	21.24
Hunter	20.22	20.30	x	x	x	20.33
Belonog	x	20.22	x	20.26	-	-
Halvari	x	20.13	x	x	x	x
Virastyuk	20.00	20.01	20.12	x	x	x
Toth	19.50	20.02	x	x	x	x
Mertens	19.82	19.91	19.86			
[Bagach	20.55	20.60	21.47	21.10	21.21	20.90]

After finishing a despondent fourth in the US trials, Godina must have felt the season was destined to be a write-off. A lifeline was thrown in the form of the World Athletics decision to invite 1995 world champions to defend their titles without reference to team selection, but the contest in Athens was a frustrating experience for the American. Although he spun to well over 21m on all five of his valid puts he fell 3cm short of the third-round 21.47 by Bagach. As in the Olympics he had to settle for silver ... until, five days later, came the news that the Ukrainian had tested positive for the stimulant, ephedrine, resulting in a public warning and disqualification from the competition. The \$60,000 first prize and the title went instead to Godina.

Qualifying Round (19.80 or top 12 to Final) (Aug 2)

Group A qualifiers: Godina 21.10; Halvari 20.10; Lambrechts 19.91; Mertens 19.88; Bagach DQ (ADr10.1) (20.56)

Non-qualifiers: Randy Barnes USA 19.51; Arsi Harju FIN 19.43; Corrado Fantini ITA 19.30; Miroslav Menc CZE 19.23; Brad Snyder CAN 18.94; Viktor Bulat BLR

18.61; Kjell Ove Hauge NOR 18.37; Sergey Rubtsov KAZ 18.16; Chima Ugwu NGR 18.00; Mark Proctor GBR 17.99; Milan Haborak SVK 17.85; Alexios Leonidis GRE 17.77

Group B qualifiers: Buder 20.53; Belonog 20.31; Virastyuk 20.13; Hunter 20.05; Toth 19.99; Dal Soglio 19.93; Kleiza 19.71

Non-qualifiers: Manuel Martínez ESP 19.61; Bilal Mubarak QAT 19.08; Dragan Perić YUG 19.05; Stevimir Ercegovac CRO 19.00; Yojer Medina VEN 18.92; Dimitriy Goncharuk BLR 18.60; Shaun Pickering GBR 18.10; Vyacheslav Lykho RUS 18.04; Faaea Talalemotu NMI 13.96

Seville 1999

Final (Aug 21)

1, CJ Hunter	USA	21.79
2, Oliver-Sven Buder	GER	21.42
3, Aleksandr Bagach	UKR	21.26
4, Andy Bloom	USA	20.95
5, Yuriy Belonog	UKR	20.60
6, Dragan Perić	YUG	20.35
7, John Godina	USA	20.35
8, Ville Tiisanoja	FIN	19.93

9, Burger Lambrechts RSA 19.29; 10, Saulius Kleiza LTU 19.01; Kevin Toth USA NM; Arsi Harju FIN NM

Series	1	2	3	4	5	6
Hunter	20.62	x	20.65	x	21.09	21.79
Buder	20.60	21.03	20.88	21.42	x	20.47
Bagach	20.60	21.00	x	x	x	21.26
Bloom	20.05	20.61	20.95	x	x	20.35
Belonog	20.60	x	x	20.337	x	x
Perić	x	20.35	x	x	20.01	x
Godina	x	20.35	x	x	x	x
Tiisanoja	19.93	19.60	19.46	19.87	x	x

At the age of 33 Buder must have felt a global title was his at last, 14 years after becoming European Junior Champion. Fourth in 1991 and silver medallist behind Godina at the last World Championships, the German took the lead with 21.03 in round 2 (with Bagach at 21.00) and a fourth round outdoor personal best of 21.42 appeared to have sewn it up, particularly as Godina fouled everything except one paltry effort of 20.35. However, the 1997 bronze medallist Hunter – who had a throw of at least 21.50 in round 4 ruled a foul – moved into second place with 21.09 before blasting out a timely lifetime best of 21.79 at his final attempt.

Qualifying round (20.00 or top 12 to final) (Aug 21)

Group A qualifiers: Godina 20.69; Buder 20.50; Belonog 20.47; Harju 20.16; Bloom 20.07; Lambrechts 19.93; Kleiza 19.83

Non-qualifiers: Roman Virastyuk UKR 19.73; Mark Proctor GBR 19.63; Paolo Dal Soglio ITA 19.48; Gunnar Pflingsten GER 19.47; Pavol Pankúch SVK 19.37; Shakti Singh IND 18.58; Mihalis Louka CYP 18.54

Group B qualifiers: Toth 20.52; Hunter 20.36; Perić 20.27; Bagach 20.12; Tiisanoja 19.87

Non-qualifiers: Mika Halvari FIN 19.61; Gheorghe Gușet ROU 19.46; Michael Mertens GER 19.37; Janus Robberts RSA 19.37; Joachim Olsen DEN 19.13; Fernando Alves POR 18.98; Andrey Mikhnevich BLR 18.93; Váios Tiggas GRE 18.50; Milan Haborák SVK 18.37

X Edmonton 2001

Final (Aug 4)

1, John Godina	USA	21.87
2, Adam Nelson	USA	21.24
3, Arsi Harju	FIN	20.93
4, Manuel Martínez	ESP	20.91
5, Dragan Perić	YUG	20.91
6, Yuriy Belonog	UKR	20.83
7, Conny Karlsson	FIN	20.78
8, Brad Snyder	CAN	20.63

9, Ville Tiisanoja FIN 20.45; 10, Joachim B. Olsen DEN 20.38; 11, Janus Robberts RSA 20.18; (10.) Andrey Mikhnevich BLR DQ (ADr10.1) (20.42)

Rightful finalist: Paolo Dal Soglio ITA

Series	1	2	3	4	5	6
Godina	21.87	21.80	x	x	x	x
Nelson	19.92	20.86	20.19	21.24	x	x
Harju	20.28	20.01	20.59	20.93	20.10	20.79

	1	2	3	4	5	6
Martínez	20.78	x	x	20.91	x	x
Perić	20.91	x	20.67	x	x	x
Belonog	20.56	20.74	x	20.83	20.83	x
Karlsson	20.07	x	20.67	x	x	x
Snyder	20.63	x	x	x	x	20.34

As usual the qualifying round was on the morning of the first day, with the final eight-and-a-half hours later. There was a considerable change in fortunes between the two rounds. South African Janus Roberts “won” with 21.26 in the morning, but managed only 20.16 in the evening for last place. Conversely, the American duo of Godina and Nelson performed moderately in qualifying yet finished first and second in the final. Godina therefore won a third world gold, and did so with some style, reaching 21.87 and 21.80 in the first two rounds. He said he would celebrate by doing his laundry.

Qualifying round (20.45 or top 12 to final) (Aug 4)

Group A qualifiers: Godina 20.52; Martínez 20.50; Snyder 20.47; Tiisanoja 20.14
Non-qualifiers: Petr Stehlik CZE 19.68; Pavel Chumachenko RUS 19.35; Dimitriy Goncharuk BLR 19.27; John Davis USA 19.11; Oliver-Sven Buder GER 18.89; Mikuláš Konopka SVK 18.89; Jimmy Nordin SWE 18.85; Marco Antonio Verni CHI 18.85; Yves Niaré FRA 18.71; Ivan Yemelyanov MDA 18.06; Mark Proctor GBR 17.75

Group B qualifiers: Robberts 21.26; Karlsson 20.72; Belonog 20.46; Perić 20.43; Harju 20.39; Olsen 20.32; Nelson 20.13; Mikhnevich DQ (ADr10.1) (20.31)

Non-qualifiers: Paolo Dal Soglio ITA 19.80; Gheorghe Guşet ROU 19.74; Milan Haborák SVK 19.52; Ralf Bartels GER 19.41; Gjorán Sorli NOR 18.89; Justin Anlezark AUS 18.70; Yoger Medina VEN 17.76

XX Paris 2003

Final (Aug 23)

1,	Andrey Mikhnevich	BLR	21.69
2,	Adam Nelson	USA	21.26
3,	Yuriy Belonog	UKR	21.10
4,	Justin Anlezark	AUS	20.61
5,	Ralf Bartels	GER	20.50
6,	Tepa Reinikainen	FIN	20.45
7,	Ville Tiisanoja	FIN	20.09
8,	John Godina	USA	19.84

9, Roman Virastyuk UKR 19.61; 10, Brad Snyder CAN 19.38; (4,) Kevin Toth USA DQ (ADr10.8) (20.89); Joachim B. Olsen DEN DNS

Rightful finalist: Milan Haborák SVK

Series	1	2	3	4	5	6
Mikhnevich	21.24	21.69	21.36	21.45	x	21.44
Nelson	20.00	x	x	21.26	20.65	20.53
Belonog	x	20.82	21.10	20.95	x	20.72
Anlezark	19.42	19.90	20.05	19.24	20.61	20.26
Bartels	20.22	20.50	20.25	19.80	20.04	x
Reinikainen	20.23	20.28	20.45	x	x	20.15
Tiisanoja	20.09	19.94	x	19.91	19.66	19.88
Godina	x	19.84	x			
[Toth	20.89	x	x	x	x	x]

The gold went to a man who had been suspended for a doping violation at the corresponding competition two years earlier. Mikhnevich was originally 10th in Edmonton 2001, but that result was annulled. His suspension ended on August 4, 2003, and on August 8 in Minsk he put a personal best 21.66.

Godina had the best qualifying put of 21.08, but his sparkling World Championship record dimmed in the final. His first two throws left him in ninth place (prior to Toth's disqualification) and the third was ruled a foul and so the American was eliminated. Meanwhile, Mikhnevich had started with 21.24. In the second round he glided his shot near the right edge of the sector and towards to the championship record marker. It landed at 21.69 and he followed up with 21.36. At that point Nelson was eighth, then in the fourth round he improved to 21.26, good enough for a repeat of his Edmonton silver. “I am absolutely stunned that I am the world champion,” said Mikhnevich, whose final three efforts were 21.45, foul and 21.44.

Qualifying round (20.45 or top 12 to final) (Aug 23)

Group A qualifiers: Belonog 20.84; Nelson 20.23; Olsen 20.14; Bartels 20.06

Non-qualifiers: Milan Haborák SVK 19.95; Pavel Lyzhyn BLR 19.84; Petr Stehlik

CZE 19.70; Gheorghe Guşet ROU 19.61; Carl Myerscough GBR 19.51; Pavel Chumachenko RUS 19.51; Yuriy Belov BLR 19.32; Marco Verni CHI 19.24; Conny Karlsson FIN 19.17; Janus Robberts RSA 19.02; Zsolt Biber HUN 18.99; Reese Hoffa USA NM

Group B qualifiers: Godina 21.08; Mikhnevich 20.89; Reinikainen 20.55; Tiisanoja 20.37; Anlezark 20.28; Virastyuk 20.28; Snyder 20.10

Non-qualifiers: Manuel Martínez ESP 19.78; Dragan Perić SCG 19.55; Miran Vodovnik SLO 19.23; Rutger Smith NED 19.02; Pavel Sofin RUS 18.66; Yuriy Parkhomenko UKR 18.25; Toth DQ (ADr10.8) (20.39); Chima Ugwu NGR DNS

XX Helsinki 2005

Final (Aug 6)

1,	Adam Nelson	USA	21.73
2,	Rutger Smith	NED	21.29
3,	Ralf Bartels	GER	20.99
4,	Christian Cantwell	USA	20.87
5,	Joachim B. Olsen	DEN	20.73
6,	Ville Tiisanoja	FIN	20.57
7,	Tomasz Majewski	POL	20.23
8,	Tepa Reinikainen	FIN	20.09

9, Mikuláš Konopka SVK 19.72; 10, Carl Myerscough GBR 19.67; (4,) Yuriy Belonog UKR DQ (ADr10.8) (20.89); (6,) Andrei Mikhnevich BLR DQ (ADr10.1) (20.74)

Rightful finalists: Gheorghe Guşet ROU & Khalid Habash Al-Suwaidi QAT

Series	1	2	3	4	5	6
Nelson	21.73	21.28	21.68	x	21.04	x
Smith	21.29	21.04	21.23	20.87	x	20.66
Bartels	20.30	x	20.61	20.77	20.53	20.99
Cantwell	20.87	x	x	x	20.57	x
Olsen	20.13	20.73	x	20.49	19.68	x
Tiisanoja	18.29	19.95	20.57	20.04	20.15	x
Majewski	20.08	x	20.23			
Reinikainen	19.69	20.09	19.31			
[Belonog	20.89	x	20.32	20.42	20.81	x]
[Mikhnevich	20.73	20.43	20.72	x	20.36	20.74]

The 2005 leader with 22.20, and three-time world champion, Godina failed to qualify after losing 5kg because of a stomach virus, which followed four separate injuries. The mantle of favourite fell on Cantwell who led the morning qualifiers with 21.11, but Cantwell had a miserable final, managing 20.87 for fifth place and producing just one other legal effort. The opening round was notable, first for 2000 world junior champion Smith's 21.29, and then Nelson's 21.73. Smith managed another 21m effort (21.04) in the next round, while Nelson's four legal efforts were all over 21m, with 21.68 the best supporting effort. The relatively diminutive (1.81/115kg) American had twice been runner-up in both the worlds and Olympics, so this was a particularly sweet triumph – “I lost my first big championship [in 2000] to the great Finnish shot putter Arsi Harju, and now I reach the top here in Finland, so I have come full circle.”

In April 2013, World Athletics confirmed adverse findings from a re-test of the doping control sample which Ukraine's Belonog had given after finishing first at the Athens Olympics one year earlier. He was suspended for two years to 2015, but more significantly all of his results from between August 2004 & August 2006 were disqualified. Included in this span were his Olympic gold and fourth place in Helsinki.

The following month, World Athletics reported that re-tests of samples from Helsinki had shown adverse findings for former champion Mikhnevich, an athlete who had already been disqualified for failing a drugs test at the 2001 World Championships. In July 2013 he was banned for life by World Athletics, who wiped out all his results from Helsinki 2005 and beyond.

Qualifying round (20.25 or top 12 to final) (Aug 6)

Group A qualifiers: Cantwell 21.11; Olsen 20.85; Nelson 20.35; Reinikainen 20.19; Majewski 20.12; Myerscough 20.07; Mikhnevich DQ (ADr10.1) (20.54)

Non-qualifiers: Gheorghe Guşet ROU 19.83; Manuel Martínez ESP 19.55; Petr Stehlik CZE 19.48; Miran Vodovnik SLO 19.28; Ivan Yushkov RUS 18.98; Marco Verni CHI 18.60; Dorian Scott JAM 18.33; Shaka Sola SAM NM

Group B qualifiers: Bartels 20.56; Konopka 20.39; Smith 20.26; Tiisanoja 20.18; Belonog DQ (ADr10.8) (20.21);

Non-qualifiers: Khalid Habash Al-Suwaidi QAT 19.72; Anton Lyuboslavskiy RUS 19.56; John Godina USA 19.54; Dragan Perić SCG 19.46; Taavi Peetre EST 19.20; Yuri Belov BLR 19.16; Hamza Alić BIH 18.77; Edis Elkasević CRO 18.59; Pavel Lizhin BLR & Janus Robberts RSA NM

X

Osaka 2007

Final (Aug 25)

1,	Reese Hoffa	USA	22.04
2,	Adam Nelson	USA	21.61
3,	Rutger Smith	NED	21.13
4,	Tomasz Majewski	POL	20.87
5,	Miran Vodovnik	SLO	20.67
6,	Ralf Bartels	GER	20.45
7,	Yuri Belov	BLR	20.34
8,	Dylan Armstrong	CAN	20.23

9, Pavel Sofin RUS 19.62; Dorian Scott JAM & Joachim Olsen DEN NM; (3,) Andrei Mikhnevich BLR DQ (ADr10.8) (21.27)

Rightful finalist: Anton Luboslavskiy RUS

Series	1	2	3	4	5	6
Hoffa	21.81	21.64	22.04	x	21.92	21.58
Nelson	21.47	21.61	x	x	x	x
Smith	20.90	21.13	20.90	x	x	x
Majewski	20.35	x	20.37	20.41	20.07	20.87
Vodovnik	19.85	20.42	x	20.67	20.25	x
Bartels	20.02	20.34	x	20.40	20.45	20.09
Belov	20.34	x	x	x	x	20.34
Armstrong	20.22	20.23	19.94			
[Mikhnevich	19.97	21.27	20.88	20.75	20.61	x]

Having thrown 22.43 three weeks earlier, Hoffa was the hot favourite, particularly as the number two American Cantwell hadn't made the US team, and defending champion Nelson had only thrown further than 21m once all season. Hoffa opened the final with 21.81, and Nelson responded two throws later with 21.47. The duel continued in the next round, with Hoffa putting 21.64, while Nelson improved to 21.61. Both Smith and Mikhnevich had their best throws of the evening in that second round. Thereafter it was Hoffa's show, as he threw 22.04, and supported his best mark with 21.92 and 21.58, averaging a shade under 21.80 for his night's work.

Mikhnevich was later disqualified as noted in the report for Helsinki 2005, so the bronze went instead to Smith.

Qualifying round (20.20 or top 12 to final) (Aug 25)

Group A qualifiers: Nelson 20.81; Olsen 20.62; Belov 20.26; Majewski 20.25; Scott 20.01

Non-qualifiers: Anton Luboslavskiy RUS 19.91; Yves Niaré FRA 19.62; Milan Haborák SVK & Mika Vasara FIN 19.55; Pavel Lyzhyn BLR 19.45; Navpreet Singh IND 19.35; Sultan Abdulmajeed Al-Hebshi KSA 19.20; Germán Lauro ARG 19.19; Marco Antonio Verni CHI 18.68; Noah Bryant USA 18.58; Antonin Žalský CZE 18.50; Ivan Emilianov MDA; Peter Sack GER & Hamza Alić BIH NM

Group B qualifiers: Smith 21.04; Hoffa 20.89; Bartels 20.33; Armstrong 20.07; Vodovnik 19.97; Sofin 19.92; Mikhnevich DQ (ADr10.8) (20.23)

Non-qualifiers: Scott Martin AUS 19.81; Mikuláš Konopka SVK 19.63; Petr Stehlík CZE 19.51; Robert Häggblom FIN 19.29; Māris Urtāns LAT 19.17; Khalid Habash Al-Suwaidi QAT 19.09; Nedžad Mulabegović CRO 18.69; Milan Jotanovic SRB 18.57; Chang Ming-Huang TPE 18.53; Daniel Taylor USA 18.45; Satoshi Hatase JPN 17.71; Lajos Kürthy HUN 17.56; Manuel Martínez ESP NM

XX

Berlin 2009

Final (Aug 15)

1,	Christian Cantwell	USA	22.03
2,	Tomasz Majewski	POL	21.91
3,	Ralf Bartels	GER	21.37
4,	Reese Hoffa	USA	21.28
5,	Adam Nelson	USA	21.11
6,	Miroslav Vodovnik	SLO	20.50
7,	Hamza Alić	BIH	20.00
8,	Pavel Sofyin	RUS	19.89

9, Carl Myerscough GBR 18.42; Peter Sack GER NM; (6,) Pavel Lyzhyn BLR DQ (ADr10.8) (20.98); (7,) Andrei Mikhnevich DQ (ADr10.8) (20.74)

Rightful finalists: Sultan Abdulmajeed Al-Hebshi KSA & Justin Anlezark AUS

Series	1	2	3	4	5	6
Cantwell	21.54	20.72	21.03	21.21	22.03	-
Majewski	21.36	21.19	20.80	21.68	21.91	21.18
Bartels	20.35	20.18	21.37	20.80	20.94	21.20
Hoffa	21.02	x	20.95	21.14	20.97	21.28
Nelson	21.11	20.93	x	x	x	x
Vodovnik	19.60	19.50	20.50	x	19.82	20.14
	1	2	3	4	5	6

Alić	20.00	x	19.80			
Sofyin	19.89	19.69	19.85			
[Lyzhyn	x	20.98	x	x	x	x]
[Mikhnevich	20.34	20.31	20.62	20.74	20.54	x]

Cantwell set a difficult target in the final with his opening throw of 21.54, and Majewski responded with 21.36. Nelson (21.11) and Hoffa also went beyond 21 with their openers. There were no changes until Bartels moved into second place in round three with 21.37. Majewski took back the lead in round four with 21.68 and progressed to 21.91 in the next round. Cantwell finally clicked in the fifth and launched the shot out to 22.03 to win. Of the top eight, four were rotational throwers (the Americans and Vodovnik) and four were traditional O'Brien technique throwers.

For the first time in World Championship history, a man (Al-Hebshi) put beyond 20m and did not qualify for the final. Though the Saudi (and Australia's Anlezark) can consider themselves finalists following the retrospective disqualifications of Mikhnevich (2013) and Lyzhyn (2017).

Qualifying round (20.30 or top 12 to final) (Aug 15)

Group A qualifiers: Majewski 21.19; Cantwell 20.63; Nelson 20.50; Vodovnik 20.22; Sack 20.20; Sofyin 20.16; Alić 20.10; Lyzhyn DQ (ADr10.8) (20.72)

Non-qualifiers: Sultan Abdulmajeed Al-Hebshi KSA 20.04; Justin Anlezark AUS 19.94; Māris Urtāns LAT 19.89; Dylan Armstrong CAN 19.86; Carlos Véliz CUB 19.62; Nedžad Mulabegović CRO 19.15; Valeriy Kokoyev RUS 19.13; Yasser Ibrahim EGY 18.69; Borja Vivas ESP 18.38; Adriatik Hoxha ALB 15.89

Group B qualifiers: Bartels 20.41; Hoffa 20.23; Myerscough 20.17; Mikhnevich DQ (ADr10.8) (20.65)

Non-qualifiers: Taavi Peetre EST 19.91; Marco Fortes POR 19.81; Manuel Martínez ESP 19.80; Antonin Žalský CZE 19.77; Yuri Belov BLR 19.75; Asmir Kolašinac SRB 19.67; Lajos Kürthy HUN 19.64; Scott Martin AUS 19.52; Dan Taylor USA 19.39; Yves Niaré FRA 19.37; David Storl GER 19.19; Maksim Sidorov RUS 18.92; Georgi Ivanov BUL 18.11; Germán Lauro ARG NM

X

Daegu 2011

Final (Sep 2)

1,	David Storl	GER	21.78
2,	Dylan Armstrong	CAN	21.64
3,	Christian Cantwell	USA	21.36
4,	Reese Hoffa	USA	20.99
5,	Marco Fortes	POR	20.83
6,	Ryan Whiting	USA	20.75
7,	Adam Nelson	USA	20.29
8,	Tomasz Majewski	POL	20.18

9, Ralf Bartels GER 20.14; 10, Asmir Kolašinac SRB 19.84; 11, Carlos Véliz CUB 19.70; (3,) Andrei Mikhnevich BLR DQ (ADr10.8) (21.40)

Rightful finalist: Marco Schmidt GER

Series	1	2	3	4	5	6
Storl	x	21.60	20.82	x	x	21.78
Armstrong	20.79	20.58	20.82	21.64	21.40	x
Cantwell	20.50	20.73	20.83	x	21.36	x
Hoffa	20.90	20.99	20.97	20.84	x	x
Fortes	20.59	x	19.36	20.83	20.25	20.04
Whiting	x	20.48	20.66	20.75	x	x
Nelson	20.29	20.14	19.73	x	20.02	x
Majewski	x	20.03	20.18			
[Mikhnevich	20.45	20.49	21.40	20.72	20.64	21.37]

The pre-Daegu rankings showed consistent Armstrong leading the world with 22.21, but with six others at 21.60 or better, the competition was very open. Storl surprisingly led the qualifiers with a lifetime best 21.50.

Hoffa was the best in the first two rounds of the final with 20.90 and 20.99, until Storl unloaded another best, this time 21.60. Mikhnevich was the first to react positively, with 21.40 in the next round. Armstrong then moved from fifth to first with 21.64, and Cantwell closed in on the medals with a fifth-round 21.36. Rising to the occasion, the 21 year-old Storl then set his third personal best with 21.78 on the penultimate throw of the competition. Armstrong was unable to react, so Storl became the youngest winner of the event. "At the beginning of the year my plan was to be in the top six," admitted the new champion. "I really started to think about the gold medal in the last round today."

Mikhnevich was stripped of the bronze medal following the imposition of a life doping ban from August 2005. He became the first athlete to be disqualified from five World Championships.

Qualifying round (20.60 or top 12 to final) (Sep 1)

Group A qualifiers: Storl 21.50; Whiting 20.77; Majewski 20.73; Bartels 20.45; Nelson 20.23; Kolašinac 20.14; Mikhnevich DQ (ADr10.8) (20.79)

Non-qualifiers: Kim Christensen DEN 19.74; Jan Marcell CZE 19.51; Germán Lauro ARG 19.50; Om Prakash Singh IND 19.29; Borja Vivas ESP 18.37; Hwang In-Sung KOR 17.75; Andriy Semenov UKR DQ (ADr10.1) (19.45)

Group B qualifiers: Armstrong 21.05; Hoffa 20.96; Cantwell 20.73; Fortes 20.32; Véliz 20.24

Non-qualifiers: Marco Schmidt GER 20.06; Lajos Kürthy HUN 20.02; Maksim Sidorov RUS 19.95; Pavel Lyzhyn BLR 19.91; Hamza Alić BIH 19.70; Chang Ming-Huang TPE 19.60; Amin Nikfar IRI 19.18; Milan Jotanović SRB 18.39

Moscow 2013

Final (Aug 16)

1,	David Storl	GER	21.73
2,	Ryan Whiting	USA	21.57
3,	Dylan Armstrong	CAN	21.34
4,	Reese Hoffa	USA	21.12
5,	Ladislav Prášíl	CZE	20.98
6,	Tomasz Majewski	POL	20.98
7,	Germán Lauro	ARG	20.40
8,	Georgi Ivanov	BUL	20.39

9, Cory Martin USA 20.09; 10, Asmir Kolašinac SRB 19.96; 11, Antonín Žalský CZE 19.54; 12, Martin Stašek CZE 19.10

Series	1	2	3	4	5	6
Storl	21.19	21.24	x	21.73	x	x
Whiting	21.57	x	21.35	21.20	x	21.22
Armstrong	20.38	21.10	20.73	20.87	21.34	20.46
Hoffa	20.59	21.12	x	20.72	20.64	x
Prášíl	20.60	20.98	20.89	20.76	20.83	20.93
Majewski	20.46	20.89	x	20.91	20.98	x
Lauro	19.69	20.26	19.23	20.40	19.360	20.06
Ivanov	20.29	x	20.39	x	20.19	x

World leader Whiting had the first throw of the final, and his effort of 21.57 would remain in the gold medal position for more than half the competition. Storl was in silver medal position with his first two throws of 21.19 and 21.24 while Hoffa and Armstrong were battling for bronze.

Whiting backed up his lead with 21.35 in the third round, but it was in the following round that the drama occurred. Storl, demonstrating his usual championship temperament, produced a massive throw and walked out of the back of the circle. The throw was judged a foul for what was thought to be a touch on the top of the board. Storl made an immediate oral protest. This was upheld by the referee on inspection of the on field video. The flag judge was quickly overruled, and the throw was measured at 21.73 to give Storl the lead and ultimately the gold medal. Armstrong moved into third place with his fifth-round 21.34. Whiting finished with 21.22, meaning that all his measure puts were beyond 21m.

Qualifying round (20.65 or top 12 to final) (Aug 15)

Group A qualifiers: Prášíl 20.90; Hoffa 20.42; Ivanov 20.40; Kolašinac 20.07; Žalský 19.76

Non-qualifiers: Maksim Sidorov RUS 19.63; Orazio Cremona RSA 19.42; Marco Fortes POR 19.38; Jakub Szyszkowski POL 19.36; O'Dayne Richards JAM 19.08; Kemal Mešić BIH 18.98; Tim Nedow CAN 18.72; Marin Premeru CRO 18.71; Zack Lloyd USA 18.63

Group B qualifiers: Whiting 21.51; Majewski 20.76; Stori 20.71; Armstrong 20.39; Martin 20.18; Lauro 20.09; Stašek 20.04

Non-qualifiers: Leif Arrhenius SWE 19.53; Sultan Abdulmajeed Al-Hebshi KSA 19.22; Hamza Alić BIH 19.18; Aleksandr Lesnoy RUS 19.01; Borja Vivas ESP 18.97; Pavel Lyzhyn BLR NM; Soslan Tsirikhov RUS DQ (ADr10.1) (18.53)

Beijing 2015

Final (Aug 23)

1,	Joe Kovacs	USA	21.93
2,	David Storl	GER	21.74
3,	O'Dayne Richards	JAM	21.69

4,	Tom Walsh	NZL	21.58
5,	Reese Hoffa	USA	21.00
6,	Tomasz Majewski	POL	20.82
7,	Asmir Kolašinac	SRB	20.71
8,	Jacko Gill	NZL	20.11

9, Germán Lauro ARG 19.70; 10, Jan Marcell CZE 19.69; 11, Inderjeet Singh IND 19.52; Christian Cantwell USA DNS

Series	1	2	3	4	5	6
Kovacs	21.23	20.48	x	21.67	21.93	21.66
Storl	x	21.46	x	20.44	21.74	21.28
Richards	x	20.79	21.69	x	20.54	x
Walsh	20.05	x	20.64	21.58	21.01	x
Hoffa	20.61	20.72	x	20.31	21.00	x
Majewski	20.57	20.82	20.17	20.59	20.50	x
Kolašinac	x	20.11	20.36	x	x	20.71
Gill	19.99	20.11	19.54	19.44	19.54	19.49

Defending champion Storl and new star Kovacs were felt to be the two best, with the German leading 2-1 in their clashes of 2015. Kovacs was the only man over 21m in round one, but Storl overtook his 21.23 with 21.46 in the second round. The shocks came in the next two rounds. First, Richards equalled his national record of 21.69 to move into the lead, and then Walsh set an Oceanian record of 21.58. Kovacs – a Pennsylvanian of Hungarian descent – then put 21.67 to relegate Storl to an unaccustomed fourth place.

The American then took the lead for good with 21.93, and Storl responded with 21.74. This magnificent competition, staged in uncomfortably humid conditions, saw a championship best ever fourth place distance for the unfortunate Walsh.

Qualifying round (20.65 or top 12 to final) (Aug 23)

Group A qualifiers: Kovacs 21.36; Hoffa 20.75; Walsh 20.49; Singh 20.47; Kolašinac 20.37; Majewski 20.34; Marcell 20.32

Non-qualifiers: Bob Bertemes LUX 19.87; Darlan Romani BRA 19.86; Aleksandr Lesnoy RUS 19.78; Mustafa Amer Ahmed EGY 19.65; Borja Vivas ESP 19.28; Jaco Engelbrecht RSA 19.04; Tsanko Arnaudov POR 18.85

Group B qualifiers: Stori 21.26; Lauro 20.64; Cantwell 20.63; Richards 20.55; Gill 19.94

Non-qualifiers: Jordan Clarke USA 19.89; Andrei Gag ROU 19.74; Tomáš Staněk CZE 19.64; Tim Nedow CAN 19.63; Frank Elemba CGO 19.40; Maksim Sidorov RUS 19.35; Marin Premeru CRO 19.33; Orazio Cremona RSA 18.63; Hamza Alić BIH 18.62; Konrad Bukowiecki POL & Georgi Ivanov BUL NM

London 2017

Final (Aug 6)

1,	Tom Walsh	NZL	22.03
2,	Joe Kovacs	USA	21.66
3,	Stipe Žunić	CRO	21.46
4,	Tomáš Staněk	CZE	21.41
5,	Michał Haratyk	POL	21.41
6,	Ryan Crouser	USA	21.20
7,	Ryan Whiting	USA	21.09
8,	Konrad Bukowiecki	POL	20.89

9, Jacko Gill NZL 20.82; 10, David Storl GER 20.80; 11, Darrell Hill USA 20.79; 12, Andrei Gag ROU 19.96

Series	1	2	3	4	5	6
Walsh	21.38	21.64	21.75	21.70	21.63	22.03
Kovacs	21.48	20.88	21.66	x	21.17	x
Žunić	21.01	21.46	21.04	21.08	x	x
Staněk	21.04	21.41	x	x	x	20.99
Haratyk	20.49	20.52	21.00	20.83	21.41	20.98
Crouser	21.07	21.09	x	x	21.20	21.14
Whiting	20.82	x	20.66	x	x	21.09
Bukowiecki	x	20.65	20.89	x	x	x

Walsh won the qualifying round with 22.14, then swapped first place with Kovacs in the first two rounds of the final. In the third, both men improved again, the New Zealander to 21.75 and the American to 21.66. Olympic Champion Crouser then produced a fantastic effort measured at 22.31. It would have been a winning mark, but the judge ruled that his left foot had illegally touched the back rim of the circle. The World Athletics rule penalising such moments (187.14) was to be

Discus Throw**Helsinki 1983****Final (Aug 14)**

1,	Imrich Bugár	TCH	67.72
2,	Luis Delís	CUB	67.36
3,	Géjza Valent	TCH	66.08
4,	Ari Huuemonen	FIN	65.44
5,	Jürgen Schult	GDR	64.92
6,	Georgiy Kolnootchenko	URS	64.74
7,	Juan Martínez	CUB	64.26
8,	Art Burns	USA	63.22
9,	Knut Hjeltnes NOR 62.26; 10, Mac Wilkins USA 61.46; 11, Igor Duginyets URS 60.44; 12, Brad Cooper BAH 58.70		

Series	1	2	3	4	5	6
Bugar	67.48	67.72	61.76	67.14	66.94	65.58
Delis	x	66.30	64.88	x	67.36	66.48
Valent	60.16	x	63.42	66.08	64.94	65.90
Huumonen	63.66	65.44	x	64.18	64.62	63.14
Schult	63.64	60.36	x	x	64.92	62.94
Kolnootchenko	64.74	x	x	x	x	x
Martinez	64.26	60.48	61.36	61.30	x	60.96
Burns	62.76	62.38	63.22	x	x	x

The qualifying round – notable for the elimination of world record holder Yuriy Dumchev – provided a preview of the final with Bugár, Delís and Valent leading the way. In the final it was Bugár, the European Champion, who started the best with two 67m throws.

In the second round, Huuemonen briefly went into second place before Delís got into his stride. In the fourth round, Bugár produced his third 67m+ of the series. Valent moved into third. The best finish was from Delís. In the fifth round he ignored the noise from the marathon medal ceremony to come dangerously close to the leader with 67.36. He followed this up with 66.48 but had to settle for a silver.

Qualifying round (63.00 or top 12 to final) (Aug 13)

Group A qualifiers: Delís 64.20; Valent 63.98; Kolnootchenko 63.46; Wilkins 62.58; Duginyets 62.42

Non-qualifiers: Rickard Bruch SWE 59.28; John Powell USA 58.96; Alwin Wagner FRG 58.96; Robert Gray CAN 57.92; Ioan Zamfirache ROU 57.54; Øystein Bjørbaek NOR 55.40; Vesteinn Hafsteinsson ISL 55.20; Li Weinan CHN 51.72

Group B qualifiers: Bugár 65.00; Huuemonen 63.76; Schult 62.80; Cooper 62.72; Burns 61.88; Martínez 60.92; Hjeltnes 60.10

Non-qualifiers: Konstantinos Georgakopoulos GRE 59.54; Yuriy Dumchev URS 58.84; Werner Hartmann FRG 58.48; Iosif Nagy ROU 58.34; Mohamed Naguib Hamed EGY 56.62; Adnan Hore SYR 48.34

Rome 1987**Final (Sep 4)**

1,	Jürgen Schult	GDR	68.74
2,	John Powell	USA	66.22
3,	Luis Delís	CUB	66.02
4,	Rolf Danneberg	FRG	65.96
5,	Vladimir Zinchenko	URS	65.60
6,	Romas Ubartas	URS	65.50
7,	Imrich Bugár	TCH	65.32
8,	Vaclavas Kidykas	URS	63.64
9,	Géjza Valent TCH 61.98; 10, Bradley Cooper BAH 61.94; 11, Alois Hannecker FRG 60.98; 12, Marco Martino ITA 60.60		

Series	1	2	3	4	5	6
Schult	65.80	68.74	66.18	67.36	66.74	65.94
Powell	66.22	60.42	61.48	-	-	-
Delis	63.30	64.18	x	x	65.66	66.02
Danneberg	65.14	60.92	64.30	65.42	65.96	63.80
Zinchenko	65.60	63.04	65.26	64.78	64.04	x
Ubartas	65.06	63.22	62.82	65.04	65.50	64.56
Bugar	x	63.12	65.32	62.16	x	x
Kidykas	57.78	62.30	63.64	60.22	x	x

The story of the event was not so much the winning performance of Schult – who finally lived up to his status as world record holder after a poor record at major championships – but the silver medal of Powell. The 40 year-old American became the oldest athlete to win a World Championship medal thanks to an opening throw of 66.22. Powell, two times an Olympic bronze medallist, actually led the competition until Schult threw 68.74 in round 2, the longest ever throw at a major cham-

pionships. He backed this up with two more throws worthy of gold.

Delís repeated his 1983 charge. He was only seventh after four rounds but improved to fourth, then third, with his final two throws.

Qualifying round (65.00 or top 12 to final) (Sep 3)

Group A qualifiers: Delís 66.06; Danneberg 64.90; Ubartas 64.48; Powell 63.62; Bugár 62.68; Cooper 61.70

Non-qualifiers: Knut Hjeltnes NOR 61.64; Dariusz Juzyszyn POL 61.38; Stefan Fernholm SWE 61.36; Vesteinn Hafsteinsson ISL 59.32; Georgi Georgiev BUL 58.80; John Brenner USA 58.44; Patrick Journoud FRA 57.84; Konstantinos Georgakopoulos GRE NM

Group B qualifiers: Schult 66.04; Kidikas 64.60; Zinchenko 64.30; Valent 63.66; Hannecker 63.34; Martino 62.26

Non-qualifiers: Svein Inge Valvik NOR 59.76; Lars Sundin SWE 59.44; Ray Lazdins CAN 59.16; Randy Heisler USA 59.02; Kamen Dimitrov BUL 58.90; Göran Svensson SWE NM; Werner Hartmann FRG DNS

Tokyo 1991**Final (Aug 27)**

1,	Lars Riedel	GER	66.20
2,	Erik de Bruin	NED	65.82
3,	Attila Horváth	HUN	65.32
4,	Wolfgang Schmidt	GER	64.76
5,	Mike Buncic	USA	64.20
6,	Jürgen Schult	GER	63.12
7,	Dmitriy Shevchenko	URS	62.90
8,	Roberto Moya	CUB	61.44
9,	Sergey Lyakhov URS 61.00; 10, Nikolay Kolev BUL 60.44; 11, Adewale Olukoju NGR 59.44; Vasily Kaptyukh URS DNS		

Series	1	2	3	4	5	6
Riedel	66.20	64.52	65.78	x	65.82	x
De Bruin	x	62.58	x	64.40	63.10	65.82
Horvath	64.36	64.38	64.66	63.72	65.20	65.32
Schmidt	63.66	61.84	60.58	64.48	64.76	60.72
Buncic	64.20	x	64.12	61.16	62.28	x
Schult	61.78	61.62	61.60	63.12	63.04	62.78
Shevchenko	62.90	61.82	62.56	x	61.96	61.60
Moya	61.44	57.98	61.16	x	58.28	59.16

The gold medal again went to a German but it was not defending champion Schult nor former world record holder Schmidt. It was a 24 year-old who was competing at his first senior championship final. Riedel was the best of the qualifiers and he went even further in the first round of the final with 66.20. The conditions were not ideal for long throws and it became obvious that this throw might well hold up for victory.

Horváth held second place until the last round, when an ecstatic de Bruin moved up from fourth spot with 65.82.

Qualifying round (64.00 or top 12 to final) (Aug 26)

Group A qualifiers: Riedel 65.30; Horváth 64.54; Buncic 63.12; Lyakhov 63.02; Kaptyukh 62.88; Schult 62.56; Kolev 62.40; Moya 62.32

Non-qualifiers: David Martínez ESP 61.14; Svein Inge Valvik NOR 60.86; Simon Williams GBR 60.68; Vesteinn Hafsteinsson ISL 60.12; Marcel Tirlé ROU 59.80; Luciano Zerbini ITA 58.34; Tony Washington USA 58.02; Ray Lazdins CAN 56.58; James Wong Tuck Yim SGP 44.26; Christian Erb SUI DNS

Group B qualifiers: Schmidt 65.18; Shevchenko 63.70; de Bruin 63.34; Olukoju 62.36

Non-qualifiers: Imrich Bugár TCH 61.90; Werner Reiterer AUS 60.40; Marco Martino ITA 60.34; Georgi Georgiev BUL 60.08; Ramón Jiménez-Gaona PAR 60.02; Costel Grasu ROU 60.00; József Ficsor HUN 59.98; Juan Martínez CUB 59.98; Mike Gravelle USA 58.28; Kamen Dimitrov BUL 57.72; Igor Avrunin ISR 56.74; Michael Conjunjo CAF 53.02; Herbert Rodríguez ESA 46.62; Stefan Fernholm SWE DNS

X**Stuttgart 1993****Final (Aug 17)**

1,	Lars Riedel	GER	67.72
2,	Dmitriy Shevchenko	RUS	66.90
3,	Jürgen Schult	GER	66.12
4,	Costel Grasu	ROU	65.24
5,	Vladimir Zinchenko	UKR	62.02
6,	Nick Sweeney	IRL	61.66
7,	Vasily Kaptyukh	BLR	61.64
8,	Mike Buncic	USA	61.06
9,	Luis Delís CUB 60.76; 10, Anthony Washington USA 60.72; 11, Vaclavas Kidykas LTU 58.62; (4,) Romas Ubartas LTU DQ (ADr10.1) (65.24)		

Rightful finalist: Sergey Lukashov ISR

Series	1	2	3	4	5	6
Riedel	56.24	67.72	60.54	64.94	x	67.34
Shevchenko	61.58	61.54	x	63.94	66.14	66.90
Schult	64.32	66.12	63.32	62.84	64.46	x
Grasu	61.92	65.24	62.12	62.66	62.60	61.54
Zinchenko	59.42	61.28	60.92	59.92	62.02	59.56
Sweeney	61.66	61.26	x	60.84	60.70	x
Kaptyukh	61.64	x	60.96	57.46	61.00	58.78
Buncic	60.92	61.06	60.78			
[Ubartas	59.06	61.66	61.42	x	65.24	63.98]

The crowd were pleased to see Schult – the 1987 Champion – take the lead after the first round, and delighted when defending champion Riedel went ahead in the second with an excellent 67.22. Schult also improved with his second throw and Germany were to hold the first two positions for most of the competition.

With his final throw, Shevchenko produced 66.90 to split the Germans. In fourth place was Olympic Champion Ubartas, but his name was removed from the order after he failed a doping test.

The 46,200 spectators clapped and cheered when each of the Germans went into the ring, but during the contest Riedel and Schult took the unusual step of issuing a statement to ask the crowd to please be quiet at these times. A small section of the crowd appeared to ignore this request, but they simply had not seen the statement as the main scoreboard was not visible from their seats!

Qualifying round (63.00 or top 12 to final) (Aug 16)

Group A qualifiers: Shevchenko 63.68; Washington 62.78; Sweeney 62.10; Schult 62.10; Ubartas DQ (65.92)

Non-qualifiers: Alexis Elizalde CUB 60.76; Ramón Jiménez-Gaona PAR 60.50; Vladimir Dubrovshchik BLR 60.38; Robert Weir GBR 59.74; Dmitriy Kovtun UKR 58.90; Imrich Bugár CZE 58.76; Mike Gravelle USA 56.42; Michael Conjunjo CAF 53.60; Gordon Barff PYF 46.56; Erik de Bruin NED DNS

Group B qualifiers: Riedel 65.88; Buncic 63.64; Kaptyukh 62.56; Kidykas 61.94; Delis 61.76; Zinchenko 61.74; Grasu 61.52

Non-qualifiers: Sergey Lukashok ISR 60.88; Roberto Moya CUB 60.10; Viktor Baraznovskiy BLR 59.30; Vesteyinn Hafsteinsson ISL 58.56; Ray Lazdins CAN 57.48; Dashdende Makhshiri MGL 51.62; Shakti Singh IND 48.78; James Wong Tuck Yim SGP 46.86; Wesley Tuilefano ASA 27.34

Gothenburg 1995

Final (Aug 11)

1, Lars Riedel	GER	68.76
2, Vladimir Dubrovshchik	BLR	65.98
3, Vasily Kaptyukh	BLR	65.88
4, Attila Horváth	HUN	65.72
5, Jürgen Schult	GER	64.44
6, Adewale Olukoju	NGR	63.66
7, Alexis Elizalde	CUB	63.28
8, Dmitriy Shevchenko	RUS	63.18
9, Robert Weir	GBR	63.14;
10, John Godina	USA	60.84;
11, Mike Buncic	USA	60.24;
12, Stefan Fernholm	SWE	59.52

Series	1	2	3	4	5	6
Riedel	65.32	68.76	66.44	67.90	66.84	61.06
Dubrovshchik	63.98	61.68	x	65.36	62.50	65.98
Kaptyukh	62.74	65.02	65.54	65.30	65.88	62.38
Horváth	61.30	64.68	64.24	65.72	63.02	63.92
Schult	63.08	x	63.22	61.34	64.44	x
Olukoju	61.20	62.34	63.66	63.02	61.14	62.82
Elizalde	63.28	61.18	62.34	x	60.92	61.56
Shevchenko	x	x	63.18	x	x	x

August 11, 1995 was a good day for repeating world champions. Sergey Bubka won a fifth pole vault title, Moses Kiptanui a third steeplechase gold, Michael Johnson regained his 200m title and Lars Riedel won a hat-trick of discus titles.

The giant German had more trouble in the qualifying rounds than the final, because he needed all three throws. In the final he led from the first round and set a championship record of 68.76 in the second. This was then the second longest throw ever at a major championship.

The order of the other medallists changed in each of the last three rounds. Horváth was the unlucky one, slipping from second to fourth behind two throwers from Belarus.

Qualifying round (62.00 or top 12 to final) (Aug 9)

Group A qualifiers: Shevchenko 64.80; Kaptyukh 62.80; Weir 62.50; Horváth 62.36; Godina 61.70; Fernholm 61.10

Non-qualifiers: Michael Möllenbeck GER 59.76; Svein Inge Valvik NOR 59.32; Ramón Jiménez Gaona PAR 59.26; Diego Fortuna ITA 58.74; Vesteyinn Hafsteinsson ISL 58.12; Vaclavas Kidykas LTU 57.96; Vadim Popov UZB 57.84; Werner Reiterer AUS 57.60; Roberto Moya CUB 57.58; Mickael Conjunjo CAF 57.36; Kristian Pettersson SWE 57.34; Vitaliy Sidorov UKR 56.82; Igor Primc SLO 55.92; Jan Cordius DEN 54.00; Dashdende Makhshiri MGL 51.04; James Wong SGP 49.34

Group B qualifiers: Dubrovshchik 64.20; Riedel 63.64; Schult 61.92; Olukoju 61.44; Elizalde 61.38; Buncic 61.08

Non-qualifiers: Nick Sweeney IRL 60.68; Costel Grasu ROU 60.64; Sergey Lyakhov RUS 60.50; Virgilijus Alekna LTU 59.20; Vladimir Zinchenko UKR 59.00; Viktor Baraznovskiy BLR 58.68; Aleksander Tammert EST 58.64; Dåg Solhaug SWE 58.52; Randy Heisler USA 58.10; Olav Jenssen NOR 58.00; David Martínez ESP 57.34; Harri Uurainen FIN 55.12; Sergey Lukashok ISR 54.90; Frits Potgieter RSA 54.84; Dragan Mustapić CRO 53.54

Athens 1997

Final (Aug 10)

1, Lars Riedel	GER	68.54
2, Virgilijus Alekna	LTU	66.70
3, Jürgen Schult	GER	66.14
4, Vladimir Dubrovshchik	BLR	66.12
5, John Godina	USA	65.40
6, Andreas Seelig	GER	64.48
7, Adam Setliff	USA	63.44
8, Robert Weir	GBR	63.06
9, Jason Tunks	CAN	62.30;
10, Vitaliy Sidorov	UKR	60.32;
11, Vasily Kaptyukh	BLR	60.12;
12, Aleksander Tammert	EST	59.44

Series	1	2	3	4	5	6
Riedel	65.48	68.24	68.54	x	x	66.80
Alekna	62.44	66.70	63.20	63.12	x	x
Schult	66.14	65.20	65.54	x	62.34	64.94
Dubrovshchik	62.98	60.30	65.36	65.46	62.44	66.12
Godina	65.40	x	57.32	64.82	64.92	64.30
Seelig	63.00	64.48	62.80	x	64.12	63.44
Setliff	62.32	62.80	x	61.84	x	63.44
Weir	63.06	60.18	61.40	62.22	x	58.70

Riedel's status as a latter-day Al Oerter was enhanced when he unleashed two mighty throws beyond 68m to claim his fourth successive world title. Although his sequence, which began in 1991, doesn't match up to Oerter's four Olympic golds spaced four years apart from 1956 to 1968, it is still an outstanding example of consistency and longevity at the highest level. Another thrower who has been at or near the top even longer, world record holder Schult (age 37), actually led for the first round with 66.14 and that held up for a bronze to add to his gold of 1987 and bronze of 1993. The silver went to Alekna, who had only qualified for the final at his final attempt. Godina, in fifth, place produced the best shot/discus showing at global level since Bud Houser's Olympic double in 1924.

Qualifying Round (Aug 8) (63.00 or top 12 to final)

Group A qualifiers: Schult 64.60; Sidorov 63.08; Kaptyukh 63.06; Seelig 62.94; Tammert 62.18; Tunks 61.82

Non-qualifiers: Alexis Elizalde CUB 61.48; Vaclavas Kidykas LTU 61.40; Andy Bloom USA 60.74; Olav Jenssen NOR 60.52; Igor Primc SLO 59.98; Ian Winchester NZL 59.70; Jo Van Daele BEL 58.66; Aleksandr Borichevskiy RUS 57.90; Yu Wenge CHN 57.14; Costel Grasu ROU 56.70; Hristos Papadopoulos GRE 56.44; Shakti Singh IND 56.28; Glen Smith GBR 54.40; Dashdende Makhshiri MGL 52.12

Group B qualifiers: Riedel 66.46; Alekna 65.22; Setliff 63.72; Godina 63.48; Dubrovshchik 62.30; Weir 62.26

Non-qualifiers: Frits Potgieter RSA 61.30; Piet van der Kruk NED 60.16; Diego Fortuna ITA 60.06; Leonid Cherevko BLR 60.06; Sergey Lyakhov RUS 59.72; Jean Pons FRA 59.46; Li Shaojie CHN 58.24; Libor Malina CZE 58.00; Michael Conjunjo CAF 57.82; Attila Horváth HUN 57.72; Marcelo Pugliese ARG 57.34; Kjell Ove Hauge NOR 57.00; Ramón Jiménez Gaona PAR 52.96; Vansavang Sawusdee THA 47.98; Robert McNabb COK 41.00

Seville 1999

Final (Aug 24)

1, Anthony Washington	USA	69.08
2, Jürgen Schult	GER	68.18
3, Lars Riedel	GER	68.09

4,	Virgilijus Alekna	LTU	67.53
5,	Vaclavas Kidykas	LTU	65.05
6,	Michael Möllenbeck	GER	64.90
7,	Vladimir Dubrovshchik	BLR	64.00
8,	Aleksandr Borichevskiy	RUS	63.59
9, Li Shaojie CHN 63.22; 10, Aleksander Tammert EST 62.29; 11, Róbert Fazekas HUN 61.71; Andy Bloom USA NM			

Series	1	2	3	4	5	6
Washington	66.29	x	65.76	x	64.93	69.08
Schult	64.85	68.18	66.24	64.66	x	64.06
Riedel	64.63	66.94	68.09	x	65.38	x
Alekna	65.45	66.49	65.95	64.61	x	67.53
Kidykas	65.05	62.28	61.91	x	x	x
Möllenbeck	63.33	64.90	64.54	x	x	64.51
Dubrovshchik	64.00	63.86	63.83	61.00	63.46	62.72
Borichevskiy	63.59	61.05	60.56	x	61.24	x

One of only four athletes to appear in all seven editions of the World Championships, having placed 5th in 1983, 1st in 1987, 6th in 1991, 3rd in 1993, 5th in 1995 and 3rd in 1997, 39 year-old world record holder Schult was actually in the lead (with an excellent 68.18) as the last round got underway. Even Riedel, bidding for a fifth world title but handicapped by a hip muscle injury, was kept at bay. However, a German 1-2 was foiled in the last round when 33 year-old Washington, previously in fourth place with 66.29, at last came up with the sort of throw when it matters for which his supporters had been waiting for years. He threw 69.08, a distance which only Riedel (69.40 in the Atlanta Olympics) had ever bettered in a global championship. "To tell you the truth I don't know how the heck I did that," was his engaging comment. "I'm glad to show that a family man with a full-time job can win a world title."

Qualifying round (64.50 or top 12 to final) (Aug 22)

Group A qualifiers: Alekna 65.86; Riedel 64.00; Möllenbeck 63.53; Tammert 63.27; Washington 63.18; Li 62.89; Fazekas 62.79

Non-qualifiers: Igor Primc SLO 62.35; Leonid Cherevko BLR 61.40; Dmitriy Shevchenko RUS 60.80; Jason Tunks CAN 60.13; Andrzej Krawczyk POL 59.48; Diego Fortuna ITA 58.52; Romas Ubartas LTU 58.49; Glen Smith GBR 58.27; Libor Malina CZE 57.18; Abbas Samimi IRI 54.21; Ercüment Olgun Deniz TUR 53.01; Costel Grasu ROU DNF

Group B qualifiers: Schult 65.65; Dubrovshchik 64.23; Bloom 64.06; Borichevskiy 63.40; Kidykas 62.83

Non-qualifiers: Robert Weir GBR 62.71; Andreas Seelig GER 62.57; John Godina USA 62.27; Frantz Kruger RSA 62.02; Mickaël Conjungo CAF 59.16; Timo Tompuri FIN 58.90; Ian Winchester NZL 58.74; Nick Sweeney IRL 58.62; Pieter van der Kruk NED 57.65; Mario Pestano ESP 57.30; Attila Horváth HUN 56.83; Gervais Jason CAN 54.19; Aleksandr Malashevich BLR 53.20

Edmonton 2001

Final (Aug 4)

1,	Lars Riedel	GER	69.72
2,	Virgilijus Alekna	LTU	69.40
3,	Michael Möllenbeck	GER	67.61
4,	Dmitriy Shevchenko	RUS	67.57
5,	Adam Setliff	USA	66.55
6,	Vasiliy Kaptyukh	BLR	66.25
7,	Roland Varga	HUN	65.86
8,	Frantz Kruger	RSA	65.27

9, Jason Tunks CAN 63.79; 10, Timo Tompuri FIN 62.82; 11, Igor Primc SLO 62.36; 12, Einar Kristian Tveitå NOR 59.11

Series	1	2	3	4	5	6
Riedel	65.41	67.10	66.74	69.50	69.72	68.36
Alekna	67.65	x	69.40	x	67.28	x
Möllenbeck	67.61	x	65.76	66.60	65.30	64.48
Shevchenko	63.21	x	66.68	67.16	67.57	65.95
Setliff	66.55	66.49	x	x	x	x
Kaptyukh	62.88	65.98	62.93	66.08	66.25	65.08
Varga	x	58.66	65.86	62.37	64.80	x
Kruger	63.61	64.89	x	65.27	62.24	x

On 2001 form, Riedel was ranked only 8th of those competing in Edmonton. The former champion had missed four week's training with a knee injury, but he worked his World Championship magic again to win a fifth gold. Only Sergey Bubka, with six pole vault golds, has a

better record in a single event than Riedel's five golds and one bronze.

It was not an easy victory for the giant German. Before his fourth throw, he lay fourth with 67.10 behind Olympic Champion Alekna (69.40), Möllenbeck (67.61), and Shevchenko (67.16). Riedel overtook them all with 69.50, followed by 69.72, the furthest ever in a major championship.

"Had my leg been a little quicker during my spin I would have thrown over 70 metres," said the winner.

Qualifying round (65.50 or top 12 to final) (Aug 6)

Group A qualifiers: Kaptyukh 65.71; Kruger 64.79; Tunks 64.34; Tompuri 63.34; Möllenbeck 62.54; Tveitå 61.85

Non-qualifiers: Romas Ubartas LTU 61.49; Bob Weir GBR 61.05; Jo van Daele BEL 60.19; Zoltán Kővágó HUN 58.42; John Godina USA 57.19; Andy Bloom USA 56.32; Marcelo Pugliese ARG 54.06

Group B qualifiers: Riedel 68.26, Alekna 65.22; Shevchenko 64.55; Varga 63.52; Primc 62.60; Setliff 62.25

Non-qualifiers: Vladimir Dubrovshchik BLR 61.73; Aleksander Tammert EST 61.04; Ioan Oprea ROU 60.18; Michael Lischka GER 59.94; Mario Pestano ESP 56.58; Rashid Al-Dosari QAT 54.48; Róbert Fazekas HUN 53.73

Paris 2003

Final (Aug 26)

1,	Virgilijus Alekna	LTU	69.69
2,	Róbert Fazekas	HUN	69.01
3,	Vasiliy Kaptyukh	BLR	66.51
4,	Lars Riedel	GER	66.28
5,	Michael Möllenbeck	GER	66.23
6,	Frantz Kruger	RSA	65.26
7,	Aleksander Tammert	EST	64.50
8,	Mario Pestano	ESP	64.39

9, Carl Brown USA 62.66; 10, Dmitriy Shevchenko RUS 62.28; 11, Jason Tunks CAN 62.21; 12, Leonid Cherevko BLR 61.90

Series	1	2	3	4	5	6
Alekna	69.69	x	66.14	68.75	x	x
Fazekas	66.86	69.01	x	64.94	65.63	68.78
Kaptyukh	66.51	66.15	62.79	63.71	64.72	62.62
Riedel	66.28	63.81	66.28	x	65.51	62.67
Möllenbeck	62.27	66.11	65.49	66.23	x	x
Kruger	65.26	61.28	65.16	60.83	x	x
Tammert	61.15	63.02	x	64.50	60.88	61.86
Pestano	64.39	63.92	61.97	61.86	63.29	x

Up to Paris, the European Champion Fazekas had the best season and was 4-0 versus Olympic Champion Alekna. When it mattered, the Lithuanian shone. In the qualifying round Alekna threw 68.29 first time. In the final his first try was 69.69, his longest in two years. The top six stayed in the same order throughout the second half of the contest, so five-time champion Riedel (36) was left without a medal. Kaptyukh repeated his bronze from Gothenburg.

Qualifying round (64.50 or top 12 to final) (Aug 24)

Group A qualifiers: Kaptyukh 65.76; Möllenbeck 65.19; Kruger 65.04; Fazekas 64.44; Shevchenko 63.21; Tunks 63.00; Pestano 62.63

Non-qualifiers: Sergiu Ursu ROU 61.98; Jo van Daele BEL 61.64; Casey Malone USA 61.50; Nick Petrucci USA 59.58; Loy Maikel Martínez CUB 57.87; Gerd Kanter EST 56.63

Group B qualifiers: Alekna 68.29; Riedel 64.51; Tammert 63.53; Brown 63.01; Cherevko 62.46

Non-qualifiers: Rutger Smith NED 61.55; Diego Fortuna ITA 61.46; Libor Malina CZE 61.35; Zoltán Kővágó HUN 61.31; Aleksandr Borichevskiy RUS 60.21; Frank Casañas CUB 59.99; Chima Ugwu NGR 58.13; Yuriy Belonog UKR & Gábor Máté HUN NM

Helsinki 2005

Final (Aug 7)

1,	Virgilijus Alekna	LTU	70.17
2,	Gerd Kanter	EST	68.57
3,	Michael Möllenbeck	GER	65.95
4,	Aleksander Tammert	EST	64.84
5,	Ian Waltz	USA	64.27
6,	Frantz Kruger	RSA	64.23
7,	Jarred Rome	USA	64.22
8,	Jason Tunks	CAN	63.77

9, Lars Riedel GER 63.05; 10, Zoltán Kővágó HUN 62.94; 11, Mario Pestano ESP 62.75; 12, Andrzej Krawczyk POL 62.71

Series	1	2	3	4	5	6
Alekna	63.93	67.90	68.10	66.75	x	70.17
Kanter	x	64.69	65.10	68.57	65.53	62.64
Möllenbeck	x	65.24	64.99	65.95	x	-
Tammert	62.28	63.59	63.18	64.18	63.50	64.84
Waltz	63.88	64.05	x	x	64.27	64.02
Kruger	63.19	61.47	60.92	63.64	64.23	x
Rome	64.22	61.87	x	62.64	63.68	x
Tunks	63.39	63.77	x	x	x	x

Reigning champion Alekna led the qualifiers with 68.79, ahead of five-times winner Lars Riedel, whose 66.22 was a seasonal best, and marked the eighth world discus final that the German had reached. Rome led the first round with 64.22, and then Alekna asserted himself with throws of 67.90 and 68.10. At the halfway point Möllenbeck was second with 65.24, just ahead of Kanter (65.10), with Riedel out of the reckoning in ninth. Kanter then launched a surprise with a throw of 68.57. Alekna managed 66.75 and then a foul. With the last throw of the competition Alekna hurled the 2kg implement out to 70.17 – the first 70m throw in a global championship.

“It was do or die in the end,” said the winner. “I always try to make the winning throw with my first attempt but today it didn’t work.”

Qualifying round (63.50 or top 12 to final) (Aug 6)

Group A qualifiers: Kanter 65.76; Tunks 64.02; Möllenbeck 63.71; Kruger 63.44; Rome 62.72

Non-qualifiers: Carl Brown USA 61.91; Bogdan Pishchalnikov RUS 61.17; Jo van Daele BEL 61.12; Vasily Kaptyukh BLR 61.04; Frank Casañas CUB 60.94; Jorge Balliengo ARG 60.40; Abbas Samimi IRI 60.25; Gábor Máté HUN 58.97; Rutger Smith NED DNS

Group B qualifiers: Alekna 68.79; Riedel 66.22; Pestano 65.04; Krawczyk 64.51; Kővágó 64.30; Waltz 64.30; Tammert 64.02

Non-qualifiers: Libor Malina CZE 62.41; Vikas Gowda IND 62.04; Roland Varga HUN 61.94; Wu Tao CHN 61.75; Gaute Myklebust NOR 60.00; Timo Tompuri FIN 59.11

Osaka 2007

Final (Aug 28)

1, Gerd Kanter	EST	68.94
2, Robert Harting	GER	66.68
3, Rutger Smith	NED	66.42
4, Virgilijus Alekna	LTU	65.24
5, Gábor Máté	HUN	64.71
6, Omar El-Ghazaly	EGY	64.58
7, Ehsan Hadadi	IRI	64.53
8, Aleksander Tammert	EST	64.33
9, Zoltán Kővágó HUN 63.04; 10, Mario Pestano ESP 62.70; 11, Rashid Al-Dosari QAT 62.60; 12, Piotr Małachowski POL 60.77		

Series	1	2	3	4	5	6
Kanter	64.89	65.37	68.94	x	65.22	68.84
Harting	64.62	65.59	65.59	x	66.68	62.00
Smith	64.32	65.98	66.42	65.08	x	65.69
Alekna	63.68	x	65.24	64.86	x	63.75
Máté	64.26	62.82	64.71	63.09	x	x
El-Ghazaly	x	62.34	64.58	63.45	64.11	63.08
Hadadi	63.29	64.10	x	64.21	64.53	x
Tammert	62.16	63.91	63.44	64.29	62.79	64.33

In 45 meetings during their career Kanter had managed just two wins against Alekna. In 2007 the great Lithuanian thrower had a 4-0 record versus Kanter and had not lost to anyone since August 2005. Kanter led in round one of the final with 64.89 from Harting and Smith. Harting improved in round two to 65.59, with Kanter throwing 65.37 in response. The Estonian then launched the platter out to 68.94 to settle matters, and Smith, throwing next, moved into silver position with 66.42. Alekna, who was favouring a knee injury, reached 65.24 in the same round. The surprising Harting moved past Smith in the penultimate round with 66.68. Kanter in relaxed mode in the final round, having already won, had another big throw – 68.84 – to round out his first major championship win.

Qualifying round (64.50 or top 12 to final) (Aug 26)

Group A qualifiers: Kanter 67.45; Smith 66.60; Kővágó 65.71; Małachowski 63.20; Pestano 63.10; Al-Dosari 62.68

Non-qualifiers: Ian Waltz USA 62.67; Sultan Mubarak Al-Dawoodi KSA 61.23; Vikas Gowda IND 61.22; Bogdan Pishchalnikov RUS 61.13; Frantz Kruger FIN 60.72; Märt Israel EST 60.23; Sergiu Ursu ROU 59.22; Shigeo Hatakeyama JPN 55.71; Ercüment Olgundeniz TUR 54.89

Group B qualifiers: Alekna 66.54; Harting 66.26; Máté 65.13; Tammert 64.41; El-Ghazaly 63.56; Hadadi 62.75

Non-qualifiers: Mikko Kyrrö FIN 62.11; Jarred Rome USA 61.87; Michael Robertson USA 60.39; Hannes Kirchler ITA 60.34; Erik Cadée NED 59.98; Stanislav Nesterovskyy UKR 59.81; Niklas Arrhenius SWE 58.76; Jason Morgan JAM 55.32

Berlin 2009

Final (Aug 19)

1, Robert Harting	GER	69.43
2, Piotr Małachowski	POL	69.15
3, Gerd Kanter	EST	66.88
4, Virgilijus Alekna	LTU	66.36
5, Casey Malone	USA	66.06
6, Zoltán Kővágó	HUN	65.17
7, Bogdan Pishchalnikov	RUS	65.02
8, Gerhard Mayer	AUT	63.17
9, Omar El-Ghazaly EGY 62.83; 10, Mario Pestano ESP 62.76; 11, Jarred Rome USA 62.47; 12, Frantz Kruger FIN 59.77		

Series	1	2	3	4	5	6
Harting	68.25	67.04	67.80	x	67.80	69.43
Małachowski	68.77	68.05	67.00	x	69.15	67.33
Kanter	65.91	65.65	x	66.88	66.24	65.45
Alekna	66.36	66.32	65.68	64.53	66.24	x
Malone	63.61	61.59	65.64	64.84	65.98	66.06
Kővágó	x	63.09	62.47	x	65.17	61.69
Pishchalnikov	62.03	63.29	63.18	64.26	65.02	x
Mayer	62.16	60.49	63.17	x	60.83	x

Six of the seven available global titles between 2000 and 2008 had been won by Alekna or Kanter. With Kanter heading the 2009 world list (71.64), and Alekna ranked second with 68.94 it looked as though the title again might be decided between these two.

This view was immediately shaken when Małachowski, the Olympic silver medallist, opened with 68.77, and was followed later in the round by Harting, the Osaka runner-up, with 68.25. Alekna threw 66.36 to move into bronze medal position. This state of affairs remained until round four, when Kanter moved past Alekna with 66.88. Małachowski’s response was to increase his lead with a Polish record of 69.15. Harting, urged on by the enthusiastic and knowledgeable crowd then made the greatest throw of his life to win with 69.43. “I owe the last metre of my sixth attempt to the audience,” he said later.

Qualifying round (64.50 or top 12 to final) (Aug 18)

Group A qualifiers: Harting 66.81; Kanter 66.73; Malone 65.13; Pestano 65.03; Pishchalnikov 62.93; El-Ghazaly 62.84

Non-qualifiers: Aleksander Tammert EST 62.24; Ian Waltz USA 62.04; Benn Harradine AUS 61.74; Gaute Myklebust NOR 60.80; Bertrand Vili FRA 60.68; Jorge Balliengo ARG 59.19; Oleksiy Semenov UKR 58.78; Daniel Schärer SUI 58.50; Haidar Nasser Abdul Shaheed IRQ NM

Group B qualifiers: Kővágó 65.82; Rome 65.51; Alekna 65.04; Małachowski 64.48; Mayer 62.53; Kruger 62.29

Non-qualifiers: Frank Casañas ESP 61.10; Erik Cadée NED 60.64; Markus Münch GER 60.55; Ivan Hryshyn UKR 59.93; Märt Israel EST 59.58; Ahmed Mohamed Dheeb QAT 59.16; Nikolay Sedyuk RUS 59.03; Germán Lauro ARG 57.88; Ercüment Olgundeniz TUR 57.52

Daegu 2011

Final (Aug 30)

1, Robert Harting	GER	68.97
2, Gerd Kanter	EST	66.95
3, Ehsan Hadadi	IRI	66.08
4, Märt Israel	EST	65.20
5, Benn Harradine	AUS	64.77
6, Virgilijus Alekna	LTU	64.09

7, Vikas Gowda	IND	64.05
8, Jorge Fernández	CUB	63.54

9, Piotr Małachowski POL 63.37; 10, Jason Young USA 63.20; 11, Mario Pestano ESP 63.00; 12, Brett Morse GBR 62.69

Series	1	2	3	4	5	6
Harting	68.49	x	68.10	68.97	66.33	x
Kanter	62.79	66.95	66.13	66.90	x	65.83
Hadadi	65.29	64.07	x	x	65.50	66.08
Israel	61.87	63.60	64.31	63.73	65.20	x
Harradine	64.43	64.02	62.08	x	64.18	64.77
Alekna	62.75	x	64.09	62.62	x	61.25
Gowda	60.79	61.51	64.05	62.81	62.16	62.16
Fernández	61.05	63.54	63.10	x	60.11	61.77

Harting was receiving pain-killing injections because of an injured left knee, and wanted to end the competition quickly. The third throw of the final saw him reach 68.49, well beyond the range of any other thrower on the day. Hadadi reacted well, immediately throwing 65.29, but no-one else surpassed 65m until Kanter finished off round two with 66.95. Hadadi cemented his hold on third with closing throws of 65.50 and 66.08 to hold off Harradine's 64.77. But the day was Harting's. In spite of his injury, he progressed to 68.97 in the fourth. After his last effort, the German repeated his shirt-ripping ritual from Berlin and performed his lap of honour topless.

Alekna, sixth with 64.09, equalled Riedel's discus record of eight world championship finals.

Qualifying round (65.50 or top 12 to final) (Aug 29)

Group A qualifiers: Hadadi 65.21; Harting 64.93; Alekna 64.21; Gowda 63.99; Kanter 63.50; Harradine 63.49; Young 63.14

Non-qualifiers: Jarred Rome USA 62.22; Wu Jian CHN 62.07; Jason Morgan JAM 61.75; Erik Cadee NED 61.62; Niklas Arrhenius SWE 60.57; Abdul Buhari GBR 60.21; Roland Varga CRO 59.09; Róbert Fazekas HUN NM

Group B qualifiers: Małachowski 65.48; Pestano 65.13; Fernández 64.94; Israel 64.19; Morse 62.38

Non-qualifiers: Jan Marcell CZE 62.29; Rutger Smith NED 62.12; Martin Wierig GER 61.68; Gerhard Mayer AUT 61.47; Leif Arrhenius SWE 61.33; Mohammad Samimi IRI 61.10; Lance Brooks USA 61.07; Ercüment Olgundeniz TUR 60.86; Markus Münch GER 60.80; Martin Marić CRO 60.61; Carl Myerscough GBR 60.29; Zoltán Kóvágó HUN DQ (ADr10.8) (62.16)

Moscow 2013

Final (Aug 13)

1, Robert Harting	GER	69.11
2, Piotr Małachowski	POL	68.36
3, Gerd Kanter	EST	65.19
4, Martin Wierig	GER	65.02
5, Victor Hogan	RSA	64.35
6, Robert Urbanek	POL	64.32
7, Vikas Gowda	IND	64.03
8, Viktor Butenko	RUS	63.38

9, Frank Casañas ESP 62.89; 10, Jorge Fernández CUB 62.88; 11, Julian Wruck AUS 62.40; 12, Mario Pestano ESP 61.88

Series	1	2	3	4	5	6
Harting	62.16	68.13	x	69.11	-	69.08
Małachowski	64.49	x	65.09	67.18	68.36	67.21
Kanter	64.90	65.19	x	x	x	x
Wierig	x	63.72	x	65.02	x	63.42
Hogan	64.35	62.84	60.98	61.69	x	63.44
Urbanek	63.58	62.20	64.32	64.01	62.05	62.70
Gowda	63.41	x	62.20	64.03	63.67	63.64
Butenko	x	63.38	x	x	x	x

After a desultory 62.16 in the first round of the final, defending champion Harting took the lead with a more characteristic 68.13. Behind him Kanter was heading Małachowski 65.19 to 64.49 after two rounds. The Pole moved into second place with 67.18, and the giant German promptly responded with 69.11, supporting his winning effort with 69.08 on the final throw of the competition. The medallists were exactly the same as in 2009, and in the same order. The trio had taken 10 of the available 12 medals since 2007.

Harting's celebration included his usual shirt-ripping display, but he was prevented from completing a lap of honour by a security guard.

"There was no discussion," revealed the winner. "The guy was probably about 25kg more than me." Harting's younger brother Christoph missed the final by one place.

Qualifying round (65.00 or top 12 to final) (Aug 12)

Group A qualifiers: Robert Harting GER 66.62; Gerd Kanter EST 65.54; Robert Urbanek POL 64.21; Vikas Gowda IND 63.64; Mario Pestano ESP 62.80; Victor Hogan RSA 62.45

Non-qualifiers: Christoph Harting GER 62.28; Ercüment Olgundeniz TUR 60.81; Apostolos Parelis CYP 59.84; Benn Harradine AUS 59.68; Brett Morse GBR 59.23; Niklas Arrhenius SWE 59.13; Lance Brooks USA 59.08; Danijel Furtula MNE 58.28; Mahmoud Samimi IRI 57.77

Group B qualifiers: Małachowski 66.00; Fernández 64.86; Wierig 64.06; Casañas 63.17; Butenko 63.07; Wruck 62.48

Non-qualifiers: Erik Cadée NED 62.14; Martin Marić CRO 61.98; Virgilijus Alekna LTU 61.91; Gerhard Mayer AUT 59.85; Musaab Al-Momani JOR 59.38; Ronald Julião BRA 59.36; Giovanni Faloci ITA 57.54; Alex Rose SAM 56.19; Sultan Mubarak Al-Dawoodi KSA 55.94

Beijing 2015

Final (Aug 29)

1, Piotr Małachowski	POL	67.40
2, Philip Milanov	BEL	66.90
3, Robert Urbanek	POL	65.18
4, Gerd Kanter	EST	64.82
5, Daniel Ståhl	SWE	64.73
6, Apostolos Parelis	CYP	64.55
7, Fedrick Dacres	JAM	64.22
8, Christoph Harting	GER	63.94

9, Vikas Gowda IND 62.24; 10, Benn Harradine AUS 62.05; 11, Mauricio Ortega COL 62.01; 12, Julian Wruck AUS 60.01

Series	1	2	3	4	5	6
Małachowski	65.09	67.40	62.04	64.40	64.59	64.84
Milanov	60.06	64.38	66.90	x	62.32	65.67
Urbanek	60.47	61.58	64.14	64.62	65.18	x
Kanter	64.82	63.52	63.95	64.01	64.65	x
Ståhl	61.74	60.42	64.42	64.73	x	x
Parelis	63.20	64.55	63.63	63.46	64.39	62.66
Dacres	64.22	59.80	x	62.74	61.73	x
Harting	63.94	63.55	x	x	x	x

The three-time champion Robert Harting missed all of 2015 with injury, so the way seemed clear for Małachowski to improve upon his collection of two silver medals. In a relatively uneventful competition, the Pole immediately went into the lead with his opening effort of 65.09, and followed it up with the winning throw of 67.40 in round two. Milanov improved his national record to 66.90 to take the silver medal. Urbanek made it two Poles on the podium with his penultimate throw of 65.18, denying Kanter his sixth consecutive world championship medal. "My technique was not that good today but I was maybe lucky and it flew far enough," said the modest winner.

Qualifying round (65.00 or top 12 to final) (Aug 27)

Group A qualifiers: Dacres 65.77; Małachowski 65.59; Parelis 64.41; Gowda 63.86; Milanov 63.85; Ståhl 62.66; Wruck 62.63

Non-qualifiers: Victor Hogan RSA 62.41; Andrius Gudžius LTU 62.22; Martin Kupper EST 61.59; Zoltán Kóvágó HUN 61.37; Martin Wierig GER 61.35; Lukas Weissshaidinger AUT 61.26; Ronald Julião BRA 61.02; Rodney Brown USA NM

Group B qualifiers: Kanter 64.78; Urbanek 64.23; Harting 64.23; Ortega 62.54; Harradine 62.48

Non-qualifiers: Daniel Jasinski GER 61.70; Chad Wright JAM 61.53; Jason Morgan JAM 60.85; Axel Härstedt SWE 60.52; Ehsan Hadadi IRI 60.39; Alex Rose SAM 59.07; Russ Winger USA 58.69; Essa Moh.Gharib Al-Zankawi KUW 58.68; Lois Maikel Martinez ESP 58.01; Jared Schuurmans USA 57.74; Gerhard Mayer AUT 57.73

London 2017

Final (Aug 5)

1, Andrius Gudžius	LTU	69.21
2, Daniel Ståhl	SWE	69.19
3, Mason Finley	USA	68.03
4, Fedrick Dacres	JAM	65.83

Hammer Throw**Helsinki 1983****Final (Aug 9)**

1,	Sergey Litvinov	URS	82.68
2,	Yuriy Sedykh	URS	80.94
3,	Zdzisław Kwasny	POL	79.42
4,	Igor Nikulin	URS	79.34
5,	Günther Rodehau	GDR	77.08
6,	Klaus Ploghaus	FRG	76.96
7,	Karl-Hans Riehm	FRG	76.92
8,	Emanuil Dyułgerov	BUL	76.64
9,	Juha Tiainen	FIN	75.60
10,	Harri Huhtala	FIN	75.46
11,	Christoph Sahner	FRG	72.86
12,	Roland Steuk	GDR	72.10

Series	1	2	3	4	5	6
Litvinov	82.68	82.04	73.54	80.90	80.26	81.84
Sedykh	79.22	79.76	80.64	80.94	78.96	x
Kwasny	77.38	79.42	79.16	76.44	76.40	x
Nikulin	77.86	78.46	x	78.96	79.34	77.74
Rodehau	x	76.04	74.80	77.08	75.36	76.12
Ploghaus	76.96	76.12	75.26	x	76.76	76.94
Riehm	76.92	x	76.70	74.82	73.74	x
Dyułgerov	76.22	74.59	76.64	76.12	x	75.38

Everyone was expecting Sedykh to continue his winning sequence at major championships which already included two Olympic Games and two European Championships. Instead, the title went to his younger team-mate, the world record holder Litvinov.

Litvinov won the qualifying round before watching Sedykh open with 79.22. The younger Soviet responded with 82.68 four throws later. Sedykh improved on his next three throws, but could not get near this mark. Meanwhile, Litvinov – previously noted for his inconsistency – produced a marvellous series including two more 81m+ throws. Not only did the “wrong” Soviet win, but the USSR were deprived of their customary medal sweep in this event by the inspired Pole Kwasny. He went into third place after the second round with a personal best of 79.42. Then with the last throw of the contest, Kwasny unleashed 81.54 to overtake Sedykh for the silver medal. However, video footage of the throw showed that the Pole clearly had a rim foul at the front of the circle. After a Soviet protest, the throw was annulled, leaving Kwasny with the bronze. This decision was met with boos from the crowd when it was announced the following day.

Qualifying round (73.50 or top 12 to final) (Aug 8)

Group A qualifiers: Kwasny 75.78; Sedykh 75.52; Tiainen 75.02; Dyułgerov 74.74; Ploghaus 74.46; Nikulin 74.06; Steuk 73.68

Non-qualifiers: František Vrbka TCH 71.72; Bob Weir GBR 71.62; Shigenobu Murofushi JPN 71.42; Ed Burke USA 69.12; Matthew Mileham GBR 67.12; Kjell Bystedt SWE 65.86; Hakim Toumi ALG 65.54; Xie Yingqi CHN 65.54; Declan Hegarty IRL 65.46; Henryk Królak POL NM

Group B qualifiers: Litvinov 78.50; Rodehau 74.86; Riehm 74.56; Huhtala 74.28; Sahner 73.44

Non-qualifiers: Giampaolo Urlando ITA 72.06; Christopher Black GBR 71.18; Mariusz Tomaszewski POL 70.62; Dave McKenzie USA 69.94; Richard Olsen NOR 68.58; John McArdle USA 66.18; Hans Lotz AUS 66.14; Fatmir Bajraktari ALB 64.48; Jiří Chamrád TCH, Ralf Haber GDR & Johann Lindner AUT NM

Rome 1987**Final (Sep 1)**

1,	Sergey Litvinov	URS	83.06
2,	Jüri Tamm	URS	80.84
3,	Ralf Haber	GDR	80.76
4,	Christoph Sahner	FRG	80.58
5,	Igor Nikulin	URS	80.18
6,	Heinz Weis	FRG	80.18
7,	Tibor Gécsek	HUN	77.56
8,	Plamen Minev	BUL	77.06
9,	Günther Rodehau	GDR	76.18
10,	Ivan Tanev	BUL	76.00
11,	Walter Ciofani	FRA	75.34
12,	Harri Huhtala	FIN	74.98

Series	1	2	3	4	5	6
Litvinov	74.76	83.06	80.58	81.50	x	80.64
Tamm	78.38	77.94	x	76.88	78.18	80.84
Haber	x	77.92	78.94	79.18	80.76	78.78

	1	2	3	4	5	6
Sahner	72.38	75.80	76.88	77.32	79.50	80.58
Nikulin	76.62	78.74	79.48	78.18	80.18	80.00
Weis	77.70	79.02	78.36	79.26	80.18	78.76
Gécsek	76.54	75.80	77.34	77.56	74.94	76.94
Minev	75.16	77.06	x	x	x	x

Litvinov's only disappointment was that his victory was slightly devalued by the absence of Yuriy Sedykh. The defending champion started the final with a moderate 74.76, but won with his next effort of 83.06.

The battle for the other medals was ferocious. At the halfway point in the competition, Nikulin's 79.48 was second with Weis's 79.02 third. The order stayed the same in the fourth round, but there were fireworks from round five. First, Sahner threw 79.50 to overtake Nikulin by the smallest possible margin. Next to throw, Nikulin responded with 80.18. Weis immediately matched that distance. Both were then overtaken by Haber, who closed the round with 80.76.

In round 6, Tamm threw 80.84 to move from sixth to second. Sahner, who had slipped from second to sixth in the space of one round, moved up again to fourth with his final throw. In all, six men bettered 80m, the most ever.

Qualifying round (76.50 or top 12 to final) (Aug 31)

Group A qualifiers: Litvinov URS 81.78; Ciofani FRA 76.12; Rodehau GDR 76.06; Minev 75.18

Non-qualifiers: Juha Tiainen FIN 75.10; Jud Logan USA 74.80; Kjell Bystedt SWE 74.46; Lucio Serrani ITA 74.00; Jörg Schäfer FRG 73.58; Viktor Apostolov BUL 73.46; Michael Beierl AUT 72.70; Andrés Charadia ARG 63.70; 13, Garret Halpin IRL 63.68

Group B qualifiers: Haber 79.46; Nikulin 78.60; Weis 77.78; Gécsek 77.52; Tamm 77.42; Sahner 77.02; Tanev 76.50; Huhtala 75.64

Non-qualifiers: Tore Gustafsson SWE 73.54; Ken Flax USA 73.36; Francisco Fuentes ESP 69.54; David Smith GBR 68.56; Angus Cooper NZL 63.64

Tokyo 1991**Final (Aug 25)**

1,	Yuriy Sedykh	URS	81.70
2,	Igor Astapkovich	URS	80.94
3,	Heinz Weis	GER	80.44
4,	Tibor Gécsek	HUN	78.98
5,	Andrey Abduvaliyev	URS	78.30
6,	Walter Ciofani	FRA	76.48
7,	Ken Flax	USA	75.98
8,	Raphael Piolanti	FRA	73.64
9,	Sean Carlin	AUS	73.24
10,	Claus Dethloff	GER	72.96
11,	Bi Zhong	CHN	69.50
12,	Plamen Minev	BUL	68.70

Series	1	2	3	4	5	6
Sedykh	81.38	81.70	81.06	80.26	79.28	79.94
Astapkovich	77.52	79.66	x	79.70	80.94	80.90
Weis	78.02	77.70	76.80	79.14	79.60	80.44
Gécsek	77.30	x	75.62	77.16	78.68	78.98
Abduvaliyev	77.86	77.04	78.28	x	78.30	77.86
Ciofani	x	74.46	76.48	75.68	75.68	x
Flax	75.68	75.36	x	75.98	75.34	x
Piolanti	72.78	72.24	73.64	x	72.08	73.44

At 36, Sedykh won the only title to have eluded him. On this occasion the world record holder was not favourite. Igor Astapkovich was expected to add the World title to his European gold of 1990. The qualifying round was led by a third Soviet (Tajik) thrower, Abduvaliyev (80.36).

In the final, Sedykh, throwing first, outclassed everyone with 81.38. He followed this with throws of 81.70, 81.06 and 80.26. No-one else got further than 80m until a determined Astapkovich managed 80.94 in the fifth. Weis, unlucky to miss a medal in 1987, confirmed his third place with 80.44 on the last throw of the contest. Abduvaliyev could not match his qualifying form, and the USSR lost its final chance for a World Championship medal sweep.

The winner said he had no plans to retire. “For the past 24 years, all my good memories are connected with this sport. As long as I have the ambition and desire, I’ll keep competing for the time being. This is such enjoyment. I was expecting a medal but not that kind of medal.”

Qualifying round (75.50 or top 12 to final) (Aug 25)

Group A qualifiers: Abduvaliyev 80.36; Astapkovich 79.06; Gécsek 75.68; Piolanti 74.92; Carlin 74.90; Dethloff 73.54

Non-qualifiers: Lance Deal USA 72.90; Ivan Tanev BUL 72.52; Enrico Sgrulletti ITA 72.40; Paul Head GBR 68.52; Kjell Bystedt SWE 67.20; Guillermo Guzmán MEX 66.80; Andres Charadia ARG 66.52

Group B qualifiers: Sedykh 77.96; Minev 75.08; Ciofani 74.74; Weis 74.40; Flax 73.26; Bi 73.24

Non-qualifiers: Johann Lindner AUT 72.90; Imre Szitas HUN 71.92; Savas Saritzoglou GRE 70.60; Jud Logan USA 70.04; Angus Cooper NZL 68.48; Ajjet Toska ALB 67.26; Cherif Farouk El Hennawi EGY 57.26; James Wong Tuck Yim SGP 46.04

Stuttgart 1993**Final (Aug 15)**

1,	Andrey Abduvaliyev	TJK	81.64
2,	Igor Astapkovich	BLR	79.88
3,	Tibor Gécsek	HUN	79.54
4,	Sergey Alay	BLR	79.02
5,	Vasily Sidorenko	RUS	78.86
6,	Aleksandr Seleznyov	RUS	78.58
7,	Sergey Litvinov	RUS	78.56
8,	Christophe Epalle	FRA	76.22
9,	Lance Deal USA	76.20;	10, Raphaël Piolanti FRA 75.88;
11,	Vadim Kolesnik UKR	73.08;	Andrey Skvaruk UKR NM

Series	1	2	3	4	5	6
Abduvaliyev	78.08	x	78.02	81.64	x	80.56
Astapkovich	77.54	x	x	79.88	79.48	79.16
Gécsek	73.34	x	76.80	79.54	73.84	x
Alay	71.42	76.56	77.12	x	77.40	79.02
Sidorenko	x	76.82	76.62	77.12	78.86	77.36
Seleznyov	76.48	78.58	76.34	x	x	75.28
Litvinov	78.56	x	x	75.02	76.56	x
Epalle	76.22	x	75.90	x	x	75.04

The former USSR republics accounted for eight of the 12 finalists. These included the two-time former champion Litvinov. His opening throw held up for the bronze medal at the halfway point, but he dropped to seventh thereafter. Once again, Astapkovich was the favourite. But as he had in the Olympic Games, Abduvaliyev beat him when it mattered to become the first Asian men's World Champion. His winning throw of 81.64 was also an Asian record – though not a national record, as that had been set in 1990 when Tajikistan was part of the USSR.

“My best throw was the best one from the technical point of view. My coach, Anatoliy Bondarchuk, who is now coaching in Portugal, phoned me to say ‘You know what to do.’”

The winning throw came in the sixth round, and the two other medal-winning efforts came with the very next two throws from Astapkovich and Gécsek, who had earlier produced a foul in excess of 80m.

Qualifying round (76.50 or top 12 to final) (Aug 14)

Group A qualifiers: Abduvaliyev 77.22; Seleznyov 77.12; Skvaruk 75.54; Piolanti 75.34; Alay 75.34; Sidorenko 74.40

Non-qualifiers: Pavel Sedlacek CZE 73.90; Tore Gustafsson SWE 71.88; Karsten Kobs GER 71.82; Savvas Saritzoglou GRE 71.76; Johann Lindner AUT 71.46; Jim Driscoll USA 69.40; Paul Head GBR 68.88; James Wong Tuck Yim SGP 49.14

Group B qualifiers: Litvinov 77.96; Gécsek 77.82; Deal 77.14; Astapkovich 76.82; Epalle 74.74; Kolesnik 74.36

Non-qualifiers: Walter Ciofani FRA 73.36; Alberto Sanchez CUB 71.00; Marko Wahlman FIN 69.62; Andres Charadia ARG 68.48; Iosif Shaverdashvili GEO 68.26; Guillermo Guzman MEX 67.30; Hakim Toumi ALG 66.16; Enrico Sgrulletti ITA 63.58

Gothenburg 1995**Final (Aug 6)**

1,	Andrey Abduvaliyev	TJK	81.56
2,	Igor Astapkovich	BLR	81.10
3,	Tibor Gécsek	HUN	80.98
4,	Balázs Kiss	HUN	79.02
5,	Lance Deal	USA	78.66

6, Sergey Alay BLR 76.66

7, Ilya Kononov RUS 76.50

8, Aleksandr Seleznyov RUS 76.18

9, Raphaël Piolanti FRA 75.98; 10, Aleksey Krykun UKR 75.52; 11, Vadim Kolesnik UKR 75.18; 12, Marko Wahlman FIN 73.02

Series	1	2	3	4	5	6
Abduvaliyev	77.68	79.10	78.22	80.12	79.00	81.56
Astapkovich	x	79.02	79.98	81.10	80.58	80.26
Gécsek	79.20	80.40	77.94	80.98	x	x
Kiss	79.02	77.84	78.70	78.18	77.46	x
Deal	x	73.12	76.24	77.86	78.12	78.66
Alay	74.26	75.68	76.66	71.84	75.38	75.74
Kononov	75.84	75.52	76.50	x	72.46	76.46
Seleznyov	76.18	x	x	x	x	72.02

Uniquely, the medal distribution was the same as it had been at the previous World Championships. And for the third successive global championship, Abduvaliyev upset the form books by beating Astapkovich. He did it in the final round, before which he was only third. “I had only four meetings before Gothenburg,” said Abduvaliyev, “so I wasn’t sure of my form.”

Astapkovich, three times world and once Olympic silver medallist said: “I must be the record holder for second places in big championships.”

Qualifying round (76.50 or top 12 to final) (Aug 5)

Group A qualifiers: Astapkovich 79.12; Deal 76.70; Gécsek 76.64; Seleznyov 76.16; Kononov 75.58; Krykun 74.48

Non-qualifiers: Enrico Sgrulletti ITA 72.60; Plamen Minev BUL 72.60; Per Karlsson SWE 72.48; Mika Laaksonen FIN 72.20; Szymon Ziółkowski POL 71.84; Zoltán Fabian HUN 71.06; Gilles Dupray FRA 70.46; Claus Dethloff GER 69.64; José Manuel Pérez ESP 68.42; Pavel Sedlacek CZE 67.94; Peter Vivian GBR 67.28; Vitaliy Khozhatelov UZB 66.46; Waleed Al-Bekheet KUW 61.50; Agustin Jarina PHI 49.98; Christos Polychroniou GRE NM; Heinz Weis GER DNS

Group B qualifiers: Abduvaliyev 79.18; Kiss 78.04; Piolanti 76.26; Alay 75.36; Kolesnik 74.86; Wahlman 74.60

Non-qualifiers: Tore Gustafsson SWE 74.44; Sean Carlin AUS 73.86; Christophe Epalle FRA 73.62; Karsten Kobs GER 72.96; Jüri Tamm EST 72.66; Vasily Sidorenko RUS 71.78; Lasse Akselin FIN 70.82; Kevin McMahon USA 69.14; Jan Bielecki DEN 68.80; Hakim Toumi ALG 68.36; Roman Linscheid IRL 68.34; Koji Murofushi JPN 67.06; Andrés Charadia ARG 66.34; Cherif El Hennawi EGY 65.66; Brentt Jones NFI 50.52; Alberto Sánchez CUB NM

Athens 1997**Final (Aug 3)**

1,	Heinz Weis	GER	81.78
2,	Andrey Skvaruk	UKR	81.46
3,	Vasily Sidorenko	RUS	80.76
4,	Balázs Kiss	HUN	79.96
5,	Igor Astapkovich	BLR	79.70
6,	Ilya Kononov	RUS	78.68
7,	Vadim Khersontsev	RUS	77.42
8,	Aleksey Krykun	UKR	77.14

9, Karsten Kobs GER 76.12; 10, Koji Murofushi JPN 74.82; 11, Rafaël Piolanti FRA 74.08; Ivan Tikhon BLR NM

Series	1	2	3	4	5	6
Weis	x	77.54	80.24	80.52	81.14	81.78
Skvaruk	76.88	76.94	x	78.04	x	81.46
Sidorenko	78.26	79.10	79.80	80.38	80.76	78.32
Kiss	77.86	78.32	x	79.32	79.96	79.28
Astapkovich	x	x	78.12	79.70	77.94	78.72
Kononov	75.18	76.60	76.46	77.36	78.12	78.68
Khersontsev	76.24	77.42	77.00	x	x	x
Krykun	75.02	76.44	75.26	76.62	77.14	76.76

For the first time the title went to an athlete who did not represent the Soviet Union or one of its former constituent republics. Abduvaliyev, who placed fifth in 1991 for the USSR and was champion in 1993 and 1995 in the colours of Tajikistan, was making his international début for Uzbekistan but he met with disaster in the qualifying round and failed to reach the final. The qualification was led by Olympic Champion Kiss but he was unable to duplicate that 80m+ form in the final, which developed into a fascinating three-way battle.

Weis, the 1991 bronze medallist, was the first to throw over 80m (80.24 in round 3) but in the next round European champion Sidorenko threw 80.38 – only for Weis to respond immediately with 80.52. Sidorenko regained the lead in round 5 with 80.76 but again was trumped by Weis's 81.14. This exhilarating contest was not yet over, for with his final throw Skvaruk – previously languishing in sixth place with 78.04 – shot into the lead with 81.46. Sidorenko fell short but Weis was not to be denied: roaring the implement on, it landed at 81.78 and Germany had won its first global hammer title since the 1936 Olympics.

Qualifying Round (76.50 or top 12 to final) (Aug 2)

Group A qualifiers: Sidorenko 77.94; Skvaruk 77.94; Weis 77.12; Piolanti 76.12; Krykun 75.32; Murofushi 75.28

Non-qualifiers: Holger Klose GER 75.16; Andrey Abduvaliyev UZB 74.96; Stuart Rendell AUS 74.28; Pavel Sedláček CZE 73.94; Alexandros Papadimitriou GRE 73.92; Marko Wahlman FIN 73.60; Nicola Vizzoni ITA 73.42; Kevin McMahon USA 72.42; Jud Logan USA 71.92; Zsolt Németh HUN 71.80; Maciej Palyszko POL 71.54; David Chaussinand FRA 71.20; Aleksandr Krasko BLR 70.84; Nikos Yentekos GRE 67.36; Brentt Jones NFI 53.04; Enrique Reina HON 47.92

Group B qualifiers: Kiss 80.46; Astapkovich 77.96; Khersontsev 76.44; Konovalov 76.36; Kobs 76.20; Tikhon 75.74

Non-qualifiers: Vadim Kolesnik UKR 75.16; Enrico Sgrulletti ITA 74.70; Jan Bielecki DEN 73.82; Zoltán Fábrián HUN 72.12; Hristos Polyhroniou GRE 71.56; David Popejoy USA 71.52; Loris Paoluzzi ITA 71.50; David Smith GBR 70.94; Vladimír Maška CZE 70.50; Vitor Costa POR 70.04; Hakim Toumi ALG 68.32; Roman Linscheid IRL 67.96; Eduardo Acuña PER 60.14; Naser Al-Husaini KUW & Christoph Épalle FRA NM

Seville 1999

Final (Aug 22)

1,	Karsten Kobs	GER	80.24
2,	Zsolt Németh	HUN	79.05
3,	Vladislav Piskunov	UKR	79.03
4,	Tibor Gécsek	HUN	78.95
5,	Andrey Skvaruk	UKR	78.80
6,	Hrístos Polyhroniou	GRE	78.31
7,	Nicola Vizzoni	ITA	78.31
8,	Vadim Khersontsev	RUS	76.96

9, Igor Astapkovich BLR 76.02; 10, Ilya Konovalov RUS 75.63; 11, Olli-Pekka Karjalainen FIN 75.59; 12, Vladimír Maška CZE 75.26

Series	1	2	3	4	5	6
Kobs	80.24	78.87	79.90	x	79.12	78.00
Németh	74.52	76.15	x	x	77.72	79.05
Piskunov	77.38	77.94	77.92	77.25	79.03	76.39
Gécsek	x	x	78.16	x	78.95	74.77
Skvaruk	78.80	77.35	77.14	77.87	x	x
Polyhroniou	76.43	78.31	x	77.01	77.15	76.84
Vizzoni	76.54	77.07	74.89	74.76	78.31	x
Khersontsev	76.17	76.73	x	76.96	76.30	74.05

There was carnage in the qualifying round, the victims including title holder Weis, Olympic gold and silver medallists Kiss and Deal, and former world and Olympic Champion Abduvaliyev. Even without Kiss, Hungary must have felt confident of securing two medals but had to settle for one as Gécsek, with seven contests over 80m that season, fell short when it counted most. The very first throw, 80.24 by 1999 world leader Kobs, was never bettered.

At the midway point Skvaruk was second but he was overtaken first by Piskunov, using five turns, and then by Gécsek in round 5. Németh had barely qualified for the top eight throwers, but advanced to sixth in the fifth round and then snatched the silver in the last round, as he knocked his compatriot Gécsek out of the medals. Kobs achieved the three best throws in the final and celebrated with a spectacular dive into the steeplechase water jump.

Qualifying round (78.50 or top 12 to final) (Aug 21)

Group A qualifiers: Kobs 78.91; Németh 77.56; Piskunov 76.99; Karjalainen 75.89; Vizzoni 75.81; Khersontsev 75.42

Non-qualifiers: Lance Deal USA 75.29; Andrey Abduvaliyev UZB 75.12; Vasily Sidorenko RUS 74.85; Balázs Kiss HUN 74.61; Raphaël Piolanti FRA 74.23; Szymon Ziółkowski POL 74.12; Andrés Haklits CRO 73.28; Alexáandros Papadimitriou GRE 72.97; Pavel Sedláček CZE 72.63; Chris Harmse RSA 71.57; Libor Charfreitag SVK 70.20; Stuart Rendell AUS 67.55; Holger Klose GER NM

Group B qualifiers: Astapkovich 77.75; Skvaruk 77.42; Gécsek 77.27; Polyhroniou 76.82; Maška 75.78; Konovalov 75.72

Non-qualifiers: Koji Murofushi JPN 75.18; Marko Wahlman FIN 75.04; Heinz Weis GER 74.71; Kevin McMahon USA 74.62; Loris Paoluzzi ITA 74.26; David Chaussinand FRA 74.02; Gilles Dupray FRA 73.32; Maciej Palyszko POL 72.05; Juan Cerra ARG 71.24; Vitor Costa POR 69.28; Paddy McGrath IRL 68.96; Vadim Kolesnik UKR 68.14; Nikolay Davydov KGZ 66.87

Edmonton 2001

Final (Aug 4)

1,	Szymon Ziółkowski	POL	83.38
2,	Koji Murofushi	JPN	82.92
3,	Ilya Konovalov	RUS	80.27
4,	Nicola Vizzoni	ITA	80.13
5,	Andrey Skvaruk	UKR	79.93
6,	Balázs Kiss	HUN	79.75
7,	Igor Astapkovich	BLR	79.72
8,	Tibor Gécsek	HUN	79.34

9, Adrián Annus HUN 78.10; 10, Olli-Pekka Karjalainen FIN 76.76; 11, Maciej Palyszko POL 75.94; 12, Nicolas Figère FRA 75.36

Series	1	2	3	4	5	6
Ziółkowski	81.88	79.69	x	80.32	83.38	80.39
Murofushi	79.91	82.46	81.95	81.43	82.92	82.61
Konovalov	80.27	79.42	79.09	78.94	76.26	x
Vizzoni	79.12	72.42	78.46	x	80.13	x
Skvaruk	77.95	x	79.93	x	x	x
Kiss	79.22	78.44	x	79.75	79.54	x
Astapkovich	x	78.35	79.20	79.72	78.57	x
Gécsek	78.15	x	x	78.24	76.86	79.34

Olympic Champion Ziółkowski and world leader Murofushi staged an exciting battle. First the Polish team captain led with 81.88, then his Japanese rival went ahead in round 2 with 82.46. That remained the longest effort until the end of round 5, when Ziółkowski managed 83.38, a personal best and championship record. Murofushi – whose father Shigenobu was 10th in the 1972 Olympics – was next to throw and got near with 82.92. Neither man improved in the final round.

Qualifying round (79.50 or top 12 (q) to final) (Aug 4)

Group A qualifiers: Ziółkowski 81.85; Kiss 79.60; Figère 79.09; Annus 78.57

Non-qualifiers: Vladislav Piskunov UKR 76.34; Sergey Kirmasov RUS 75.79; Alexáandros Papadimitriou GRE 75.63; Kevin McMahon USA 75.62; Stuart Rendell AUS 75.00; Loris Paoluzzi ITA 74.75; Aleksey Krykun UKR 74.43; Ivan Tikhon BLR 74.43; Mick Jones GBR 73.31; Miloslav Konopka SVK 72.14; Juan Cerra ARG 70.70; Karsten Kobs GER DNS

Group B qualifiers: Gécsek 79.29; Karjalainen 78.82; Skvaruk 78.80; Konovalov 78.67; Vizzoni 78.66; Murofushi 78.06; Astapkovich 76.99; Palyszko 76.72

Non-qualifiers: David Chaussinand FRA 76.66; Libor Charfreitag SVK 75.29; Vasily Sidorenko RUS 74.56; Vladimír Maška CZE 74.20; Holger Klose GER 74.02; Hristos Polyhroniou GRE 73.79; Bengt Johansson SWE 70.16; Dylan Armstrong CAN 63.89

Paris 2003

Final (Aug 25)

1,	Ivan Tikhon	BLR	83.05
2,	Adrián Annus	HUN	80.36
3,	Koji Murofushi	JPN	80.12
4,	Andrey Skvaruk	UKR	79.68
5,	Primoz Kozmus	SLO	79.68
6,	Ilya Konovalov	RUS	78.55
7,	Vadim Devyatovski	BLR	78.13
8,	Alexáandros Papadimitriou	GRE	77.79

9, Miloslav Konopka SVK 75.86; 10, Stuart Rendell AUS 75.72; 11, Nicolas Figère FRA 74.06; Igor Astapkovich BLR NM

Series	1	2	3	4	5	6
Tikhon	x	80.69	81.77	x	x	83.05
Annus	77.26	78.48	79.22	79.01	78.49	80.36
Murofushi	79.87	78.64	79.99	79.91	80.12	79.07
Skvaruk	78.80	79.68	77.70	x	x	x
Kozmus	78.16	x	78.00	74.76	78.72	79.68
Konovalov	76.49	x	76.06	76.81	76.10	78.55
Devyatovski	78.13	76.81	77.63	x	73.99	x
Papadimitriou	75.62	77.79	77.05	7.70	x	75.62

The three-time silver medallist Astapkovich won the qualifying round at 79.66. In the final he had three no-throws, but Belarus still provided the champion in Tikhon, whose greatest previous honour had been a close fourth place at the Sydney Olympics.

Tikhon's entry form for Paris revealed that he had thrown a personal best of 84.34 in Minsk on August 8. Murofushi had an even better seasonal best (84.86), but was hampered with an elbow injury. It was the Japanese who led after round one with 79.97 though Tikhon had a foul throw which landed further than that. In the second round the Belarusian – coached by former champion Sergey Litvinov – clicked with 80.69. That would have been enough for victory, yet the 27 year old progressed to 81.77 in the third and 83.05 in the sixth. "I dedicate this victory to my son," said the winner.

Qualifying round (78.00 or top 12 to final) (Aug 23)

Group A qualifiers: Astapkovich 79.66; Murofushi 79.45; Konovalov 78.45; Kozmus 78.10; Papadimitriou 77.53; Figère 76.79

Non-qualifiers: Libor Charfreitag SVK 76.52; Olli-Pekka Karjalainen FIN 76.20; Nicola Vizzoni ITA 75.76; Maciej Palyszko POL 75.42; Péter Botfa HUN 74.75; Sergey Kirmasov RUS 74.17; Aleksandr Krykun UKR 73.58

Group B qualifiers: Tikhon 79.64; Skvaruk 78.50; Annus 78.20; Devyatovski 78.12; Konopka 76.58; Rendell 76.56

Non-qualifiers: Vladislav Piskunov UKR 75.65; Karsten Kobs GER 75.55; Aleksey Zagorniy RUS 73.30; Christophe Épalle FRA 72.82; Juan Ignacio Cerra ARG 72.70; Wojciech Kondratowicz POL 70.79

XX

Helsinki 2005

Final (Aug 8)

1,	Vadim Devyatovski	BLR	82.60
2,	Szymon Ziółkowski	POL	79.35
3,	Markus Esser	GER	79.16
4,	Olli-Pekka Karjalainen	FIN	78.77
5,	Ilya Konovalov	RUS	78.59
6,	Krisztian Pars	HUN	78.03
7,	Vadim Khersontsev	RUS	77.59
8,	Libor Charfreitag	SVK	76.05
9,	Andrey Skvaruk UKR 76.01; 10, Holger Klose GER 74.80; (1.) Ivan Tikhon BLR DQ (ADr10.8) (83.89); (12.) Vladislav Piskunov UKR DQ (ADr10.1) (74.78)		

Rightful finalists: Lukás Melich CZE & Aléxandros Papadimitriou GRE

Series	1	2	3	4	5	6
Devyatovski	78.11	80.45	82.60	x	80.47	82.19
Ziółkowski	78.27	76.44	79.35	77.35	78.39	x
Esser	78.57	79.11	76.88	79.16	77.11	x
Karjalainen	77.05	x	78.55	77.20	x	78.77
Konovalov	78.59	76.21	76.60	78.08	78.44	75.36
Pars	76.21	x	77.26	78.03	76.85	x
Khersontsev	76.16	77.59	73.63	76.81	x	72.24
Charfreitag	76.05	75.02	x			
[Tikhon	x	x	80.97	83.89	x	81.52]

Olympic Champion Murofushi was injured, but would have had his hands full with Tikhon and Devyatovski, who with 86.73 and 84.90 headed the list of entrants. The Belarusians led the qualifiers with 79.26 and 81.20 respectively, though Tikhon only progressed with his third and final effort. In the final Esser was the early leader with 78.57 and 79.11, and Devyatovski had the first 80m throw (80.45) in round two, with Tikhon answering in the next round with 80.97 – after opening with two fouls. The tall (194/120kg) Devyatovski responded with 82.60, which led the more compact (186/110kg) Tikhon to produce a throw of 83.89, a championship record, and beaten in a global championship only by his coach Sergey Litvinov (84.80 at the 1988 Olympics). Tikhon followed Litvinov and Andrey Abduvaliyev as the only men to retain a hammer throw world title.

On March 8, 2013 World Athletics announced that re-testing of doping samples taken in Helsinki had revealed adverse findings for Tikhon and Devyatovski. The former had already failed a re-test from the 2004 Olympic Games, resulting in the 2012 stripping of the silver medal he won on that occasion. "This re-testing is just the latest example of the IAAF's firm resolve to expose cheating in our sport," remarked the World Athletics President Lamine Diack.

World Athletics confirmed the annulment of Tikhon's Helsinki gold in February 2014. His offences in 2004 & 2005 were regarded as one transgression, because he could not have been informed of the

2004 infraction before he committed another in 2005. The World Athletics Doping Review Board confirmed a two-year period of annulled results for the Belarusian (August 22, 2004 to August 21, 2006) and an additional two-year suspension (August 4, 2012 to August 3, 2014).

The 2005 world title passed to Devyatovski, who was ultimately exonerated of all charges in 2016 when the Court of Arbitration for Sport judged that it has not been definitively established that the Belarusian had committed any anti-doping rule violation.

Belarus's third hammer thrower Vorontsov originally placed 27th overall, but he too was found guilty of a doping offence following the re-analysis of his Helsinki sample.

Qualifying round (77.50 or top 12 to final) (Aug 6)

Group A qualifiers: Devyatovski 81.20; Karjalainen 77.30; Klose 76.47; Khersontsev 75.92; Piskunov DQ (ADr10.1) (76.04)

Non-qualifiers: Chris Harmse RSA 74.37; AG Kruger USA 73.63; Dilshod Nazarov TJK 73.38; Andras Haklits CRO 73.26; Eşref Apak TUR 73.04; Miloslav Konopka SVK 72.91; Igor Tugay UKR 70.85; Juan Ignacio Cerra ARG 68.44; Dorian Collaku ALB 58.83; Sergey Kirmasov RUS NM

Group B qualifiers: Tikhon 79.26; Ziółkowski 78.34; Skvaruk 77.21; Pars 76.86; Esser 76.45; Konovalov 76.42; Charfreitag 76.30

Non-qualifiers: Aléxandros Papadimitriou GRE 74.99; Lukás Melich CZE 74.53; Ali Mohamed Al-Zinkawi KUW 72.28; James Parker USA 71.95; Mohsen Anani EGY 71.78; Roman Rozna MDA 71.52; Nicola Vizzoni ITA 70.77; Patric Suter SUI 68.54; Andrei Vorontsov BLR DQ (ADr10.1) (69.71)

Osaka 2007

Final (Aug 27)

1,	Ivan Tikhon	BLR	83.63
2,	Primoz Kozmus	SLO	82.29
3,	Libor Charfreitag	SVK	81.60
4,	Vadim Devyatovski	BLR	81.57
5,	Krisztian Pars	HUN	80.93
6,	Koji Murofushi	JPN	80.46
7,	Szymon Ziółkowski	POL	80.09
8,	Markus Esser	GER	79.66
9,	Olli-Pekka Karjalainen FIN 78.35; 10, Miloslav Konopka SVK 78.09; 11, Eşref Apak TUR 76.59; 12, Ali Mohamed Al-Zinkawi KUW 76.04		

Series	1	2	3	4	5	6
Tikhon	x	x	79.35	x	80.77	83.63
Kozmus	80.68	79.62	82.12	x	x	82.29
Charfreitag	x	80.93	79.10	76.88	81.60	80.48
Devyatovski	76.28	80.95	x	81.22	81.57	81.20
Pars	78.29	79.49	79.55	79.63	77.29	80.93
Murofushi	76.94	79.46	80.38	79.56	80.13	80.46
Ziółkowski	79.81	80.09	78.58	79.87	x	77.53
Esser	78.67	79.66	78.37	x	79.19	79.46

In 2005 Tikhon had opened the final with two fouls, and in 2007 he did exactly the same. On this occasion he then threw 79.35 to move a metre ahead of Karjalainen for the all-important eighth place. Immediately before Tikhon, Kozmus had thrown 82.12 to overtake Devyatovski and Charfreitag. The latter two improved in the next two rounds, the Belarusian with 81.22 and 81.57, and Charfreitag with 81.60. Meanwhile, Tikhon had managed his first 80m throw of the day in round five, with 80.77. The final round saw four of the top eight improve, Pars leading off with 80.93, followed by Murofushi's 80.46. Then came Tikhon. A fast balanced series of turns saw the twice crowned champion hurling the hammer out to 83.63, with television catching Tikhon's exhortations as the implement flew. The throw was the longest of 2007. Kozmus responded magnificently, missing his national record by one centimetre with 82.29.

As detailed in the report for Helsinki 2005, Tikhon has been retroactively disqualified for doping for two years up to August 21, 2006. He kept his title from Osaka.

Qualifying round (77.00 or top 12 to final) (Aug 25)

Group A qualifiers: Charfreitag 80.61; Devyatovski 79.30; Pars 79.11; Murofushi 77.25; Apak 75.27

Non-qualifiers: Jim Steacy CAN 74.11; Yevgeniy Vinogradov UKR 73.87; Nicola Vizzoni ITA 73.64; Andras Haklits CRO 73.04; Mohsen Anani EGY 72.93; David Söderberg FIN 72.45; Dilshod Nazarov TJK 71.70; Dorian Collaku ALB 68.30; Kibwe Johnson USA NM

Group B qualifiers: Konopka 79.83; Ziółkowski 78.90; Kozmus 77.93; Tikhon 77.75; Al-Zinkawi 76.49; Esser 76.36; Karjalainen 76.12

Non-qualifiers: Igors Sokolovs LAT 73.92; AG Kruger USA 73.19; Aléxandros Papadimitriou GRE 71.58; Cosmin Sorescu ROU 71.49; Chris Harmse RSA 71.07; Aleksey Zagornyi RUS 70.94; Hiroaki Doi JPN 69.89; Fatih Eryildirim TUR 67.87

Berlin 2009

Final (Aug 17)

1,	Primoz Kozmus	SLO	80.84
2,	Szymon Ziółkowski	POL	79.30
3,	Aleksey Zagornyi	RUS	78.09
4,	Krisztián Pars	HUN	77.45
5,	Sergei Litvinov	GER	76.58
6,	Markus Esser	GER	76.27
7,	András Haklits	CRO	76.26
8,	Pavel Kryvitski	BLR	76.00

9, Nicola Vizzoni ITA 73.70; 10, Libor Charfreitag SVK 72.63; 11, Dilshod Nazarov TJK 71.69; Igor Vinichenko RUS NM

Series	1	2	3	4	5	6
Kozmus	75.14	79.74	77.21	79.28	80.15	80.84
Ziółkowski	77.44	79.30	77.85	77.66	78.09	76.89
Zagornyi	76.11	x	77.42	x	75.11	78.09
Pars	75.51	x	x	77.45	x	x
Litvinov	74.50	74.49	75.88	76.58	76.00	74.45
Esser	68.07	76.27	74.07	x	x	x
Haklits	72.60	75.12	75.09	x	74.82	76.26
Kryvitski	73.72	x	72.73	x	x	76.00

Pars led the qualifying round with 78.68, but the tension of the final kept the first-round lead – by Ziółkowski – down to 77.44. Kozmus went ahead in the next round with 79.74, to which Ziółkowski immediately countered with his seasonal best of 79.30. Zagornyi was third at this point with 76.11; he progressed to 77.42 in round three, was overtaken by Pars (77.45) and came back with 78.09 in the final round. Kozmus, meanwhile, was exerting his authority, improving to 80.15 in the fifth before launching the winning throw of 80.84. Behind Pars in fifth was Sergei Litvinov, son of the first World Champion and competing for Germany, the birth country of his mother.

Qualifying round (77.50 or top 12 to final) (Aug 15)

Group A qualifiers: Ziółkowski 77.89; Litvinov 77.68; Kozmus 77.55; Vinichenko 77.54; Vizzoni 76.95; Haklits 76.39; Nazarov 75.83

Non-qualifiers: Ali Mohamed Al-Zinkawi KUW 75.10; Olli-Pekka Karjalainen FIN 74.09; Mohsen Anani EGY 72.68; Mike Mai USA 72.58; Yuriy Shayunov BLR 71.37; AG Kruger USA 70.19; Artem Rubanko UKR 69.81; Ainārs Vaičūlēns LAT 66.89; Amanmurad Hommadov TKM 57.39; Chris Harmse RSA NM

Group B qualifiers: Pars 78.68; Kryvitski 77.85; Esser 76.81; Charfreitag 76.29; Zagornyi 75.38

Non-qualifiers: Lukáš Melich CZE 74.47; Jake Freeman USA 74.19; Igors Sokolovs LAT 73.97; David Söderberg FIN 73.69; Jérôme Bortoluzzi FRA 73.09; Aleksey Sokirskiy UKR 72.56; Aléxandros Papadimitriou GRE 72.02; Javier Cienfuegos ESP 72.01; Dmitriy Shako BLR 71.80; Eşref Apak TUR 70.70; Juan Ignacio Cerra ARG 69.37; Bergur Ingi Pétursson ISL 68.62

X

Daegu 2011

Final (Aug 29)

1,	Koji Murofushi	JPN	81.24
2,	Krisztián Pars	HUN	81.18
3,	Primož Kozmus	SLO	79.39
4,	Markus Esser	GER	79.12
5,	Pavel Kryvitski	BLR	78.53
6,	Kirill Ikonnikov	RUS	78.37
7,	Szymon Ziółkowski	POL	77.64
8,	Nicola Vizzoni	ITA	77.04

9, Olli-Pekka Karjalainen FIN 76.60; 11, Paweł Fajdek POL 75.20; Yuriy Shayunov BLR NM; (10,) Dilshod Nazarov TJK DQ (ADr10.1) (76.58)

Rightful finalist: Mohamed Ali Al-Zankawi KUW

Series	1	2	3	4	5	6
Murofushi	79.72	81.03	81.24	79.42	81.24	80.83
Pars	77.26	78.84	79.14	79.97	60.34	81.18
Kozmus	77.50	79.39	78.93	x	76.01	78.19
Esser	x	78.56	76.71	75.01	79.12	77.88

	1	2	3	4	5	6
Kryvitski	73.98	78.24	78.53	x	77.35	x
Ikonnikov	x	x	77.22	x	78.37	78.12
Ziółkowski	75.04	77.64	76.75	x	74.99	75.10
Vizzoni	77.04	76.31	76.94	76.01	75.82	x

In only his third meeting of year, Murofushi dominated the final from the start, reeling off consecutive seasonal bests with 79.72, 81.03 and 81.24. Behind him Kozmus, returning from retirement, and Pars led the opposition with 79.39 and 79.14 after the first three rounds. Pars moved into second in the fourth round with 79.97, and was tantalizingly close to the lead with his final throw of 81.18. Nevertheless it was Murofushi's day. A decade after winning the silver, the popular Japanese threw 81.24 again the 80.83 to confirm his gold, while Pars continued his relentless rise in the championships since 2005 – seventh, fifth, fourth and now silver. In 2021 Nazarov (originally 10th) became the 65th athlete to be disqualified for doping from the 2011 World Championships, a record total.

Qualifying round (77.00 or top 12 to final) (Aug 27)

Group A qualifiers: Murofushi 78.56; Pars 77.21; Ziółkowski 77.19; Karjalainen 76.60; Ikonnikov 75.36; Nazarov DQ (ADr10.1) (76.93)

Non-qualifiers: Mohamed Ali Al-Zankawi KUW 75.35; Kibwe Johnson USA 75.06; Eşref Apak TUR 73.38; Igors Sokolovs LAT 72.95; Marcel Lomnický SVK 72.68; Valeriy Sviatokha BLR 71.58; Eivind Henriksen NOR 71.27; András Haklits CRO 70.93; Dzmitry Marshyn AZE 70.04; Lee Yun-Chul KOR 68.98; Mostafa Al-Gamel EGY 68.38; Kaveh Mousavi IRI 68.01

Group B qualifiers: Kryvitski 78.16; Esser 77.60; Shayunov 76.74; Vizzoni 76.74; Kozmus 76.54; Fajdek 76.10

Non-qualifiers: Sergej Litvinov RUS 74.80; Kristóf Németh HUN 74.09; Olexiy Sokyrskiy UKR 73.81; James Steacy CAN 73.32; Libor Charfreitag SVK 72.20; Michael Mai USA 69.96; Fatih Eryildirim TUR 69.37; Mattias Jons SWE 67.93; Javier Cienfuegos ESP 67.49; Juan Ignacio Cerra ARG 64.27; Amanmurad Hommadov TKM 62.97

X

Moscow 2013

Final (Aug 12)

1,	Paweł Fajdek	POL	81.97
2,	Krisztián Pars	HUN	80.30
3,	Lukáš Melich	CZE	79.36
4,	Primož Kozmus	SLO	79.22
5,	Koji Murofushi	JPN	78.03
6,	Nicola Vizzoni	ITA	77.61
7,	Marcel Lomnický	SVK	77.57
8,	Szymon Ziółkowski	POL	76.84

9, Markus Esser GER 76.25; 10, Sergey Litvinov RUS 75.90; 11, Yuriy Shayunov BLR 73.68; (5,) Dilshod Nazarov TJK (ADr10.8) (78.31)

Rightful finalist: Quentin Bigot FRA

Series	1	2	3	4	5	6
Fajdek	81.97	80.92	x	78.41	x	79.57
Pars	80.30	79.47	79.61	78.90	79.02	x
Melich	70.66	77.11	79.36	76.88	x	75.52
Kozmus	77.80	79.21	79.22	78.26	x	x
Murofushi	78.03	75.38	77.17	77.63	77.92	76.03
Vizzoni	75.33	77.61	75.29	x	75.42	x
Lomnický	76.62	x	77.57	x	76.46	76.48
Ziółkowski	75.93	76.84	76.50			
[Nazarov	72.45	75.89	77.69	78.31	77.27	77.84]

With 23 consecutive victories and an unbeaten 2013, Pars was an almost unanimous choice to win, and he duly took the lead in the opening round with 80.30. Then Fajdek created one of the biggest surprises of the meeting when he cast his hammer out to 81.97. The Pole admitted afterwards that he was “a little shocked”. He overcame his amazement with 80.92 – the second best throw of the competition – in the next round. Behind them, Murofushi was in third with his opening 78.03, but slipped back when Kozmus reached 79.21 and Melich 79.36. Interestingly, it was Fajdek who had previously been the last man to defeat Pars in June 2012. In tenth place it was now Sergey Litvinov, son of the former champion, and previously known as Sergei or Sergej.

Qualifying round (77.00 or top 12 to final) (Aug 10)

Group A qualifiers: Pars 79.06; Melich 78.52; Lomnický 76.97; Murofushi 76.27; Fajdek 76.17

Non-qualifiers: Mattias Jons SWE 73.47; A. G. Kruger USA 73.35; Yevhen Vynohradov UKR 72.90; Valeri Sviatokha BLR 72.05; Roberto Janet CUB 71.73; Javier Cienfuegos ESP 70.79; Ashraf Ashraf Amjad Al-Saifi QAT 69.70; Aleksey Zagornyi RUS NM; Hassan Mohamed Mahmoud EGY DQ (ADr10.8) (71.88)

Group B qualifiers: Kozmus 78.10; Litvinov 77.41; Ziółkowski 76.85; Esser 75.90; Vizzoni 75.38; Shayunov 75.18; Nazarov DQ (ADr10.8) (77.93)

Non-qualifiers: Quentin Bigot FRA 74.98; Ákos Hudi HUN 74.30; Igors Sokolovs LAT 72.78; Dzmitry Marshyn AZE 72.43; Chris Harmse RSA 71.42; Aleksey Korolyov RUS 69.69; Pavel Kryvitski BLR DQ (ADr10.8) (74.45)

Beijing 2015

Final (Aug 23)

1,	Paweł Fajdek	POL	80.88
2,	Dilshod Nazarov	TJK	78.55
3,	Wojciech Nowicki	POL	78.55
4,	Krisztián Pars	HUN	77.32
5,	Sergey Litvinov	RUS	77.24
6,	David Söderberg	FIN	76.92
7,	Mostafa Hicham Al-Gamal	EGY	76.81
8,	Marcel Lomnický	SVK	75.79
9,	Ashraf Amjad Al-Saifi	QAT	74.09
10,	Tuomas Seppänen	FIN	73.18
11,	Nick Miller	GBR	72.94
12,	Roberto Janet	CUB	72.50

Series	1	2	3	4	5	6
Fajdek	76.40	x	80.64	80.88	79.34	78.29
Nazarov	76.83	77.61	76.17	78.06	78.55	76.60
Nowicki	76.14	76.73	77.20	x	75.80	78.55
Pars	76.33	75.98	77.32	x	76.40	77.05
Litvinov	70.75	77.09	77.24	x	77.04	x
Söderberg	76.92	74.75	75.70	75.48	75.32	75.19
Al-Gamal	74.70	76.25	76.81	x	x	75.77
Lomnický	73.71	74.36	75.62	75.79	75.72	74.82

Fajdek was the only man to throw further than 80m in 2015 and had done so nine times before Beijing. There looked to be only one winner and the Pole duly led the qualifiers with 78.38 from the surprising Miller (77.42).

Fajdek had a history of fouls, but here he started with a safe 76.40, as Nazarov led proceedings with 76.83 and then 77.61. The defending champion settled things in round three with 80.64, and then cemented his lead with 80.88, the winning throw. Behind him, both Nazarov and Nowicki threw 78.55, with the silver medal decided by President of the Tajik Athletics Federation's next best of 78.06 (to Nowicki's 77.20). Pars, twice a medallist, edged Litvinov for fourth place. Afterwards the benign Fajdek admitted that he had been "the heavy favourite".

Qualifying round (77.00 or top 12 to final) (Aug 22)

Group A qualifiers: Fajdek 78.38; Miller 77.42; Söderberg 75.96; Nazarov 75.56; Lomnický 74.51

Non-qualifiers: Yevhen Vynohradov UKR 74.09; Kibwe Johnson USA 73.75; Yury Shayunov BLR 72.87; Marco Lingua ITA 72.85; Lukáš Melich CZE 72.12; Wagner Domingos BRA 71.82; A.G. Kruger USA 71.56; Pavel Bareisha BLR 71.41; Sukhrob Khodyayev UZB 71.24; Bence Pásztor HUN 71.14

Group B qualifiers: Litvinov 76.79; Nowicki 76.72; Al-Saifi 76.51; Al-Gamal 75.48; Pars 75.37; Janet 75.28; Seppänen 74.74

Non-qualifiers: Conor McCullough USA 74.31; Mark Dry GBR 73.87; Eşref Apak TUR 73.01; Ivan Tikhon BLR 71.88; Serghei Marghiev MDA 71.61; Ákos Hudi HUN 71.15; Javier Cienfuegos ESP 70.96; Roberto Sawyers CRC 66.64

London 2017

Final (Aug 11)

1,	Paweł Fajdek	POL	79.81
2,	Valeriy Pronkin	ANA/RUS	78.16
3,	Wojciech Nowicki	POL	78.03
4,	Quentin Bigot	FRA	77.67
5,	Aleksey Sokirskiy	ANA/RUS	77.50
6,	Nick Miller	GBR	77.31
7,	Dilshod Nazarov	TJK	77.22
8,	Serghei Marghiev	MDA	75.87
9,	Pavel Bareisha	BLR	75.86
10,	Marco Lingua	ITA	75.13
11,	Bence Halász	HUN	74.45
12,	Ózkan Baltacı	TUR	74.39

Series	1	2	3	4	5	6
Fajdek	x	77.09	79.73	79.81	79.40	x
Pronkin	77.00	77.20	75.71	76.25	77.98	78.16
Nowicki	76.36	76.54	78.03	76.19	x	x
Bigot	77.05	76.26	77.46	77.67	x	76.87
Sokirskiy	76.22	77.50	77.15	x	x	x
Miller	x	75.78	77.31	x	76.16	x
Nazarov	76.33	77.22	75.36	76.01	77.14	74.91
Marghiev	75.40	75.87	75.80	75.85	74.57	x

The London biomechanical report for the men's hammer helped explain why Fajdek became World Champion for the third time. It included a graph showing the height of his hammer throughout his four turns. The wave got progressively steeper with a release point as the path approached a final peak. That point on his winning throw of 79.81 signalled a near-optimum release angle of 46.2°, which was described as "astounding" in the report.

That was in round four. The Pole was already leading with 79.73 from his compatriot Nowicki (78.03), until Pronkin reached out to 78.16 in the sixth. Ten of the finalists used four turns. One used three, and the other five. For the first time in the history of the championships, the winning distance was below 80m.

Qualifying round (75.50 or top 12 to final) (Aug 9)

Group A qualifiers: Fajdek 76.82; Bigot 76.11; Bareisha 75.98; Halász 75.56; Nazarov 75.54; Miller 75.52; Sokirskiy 75.50; Baltacı 74.69; Lingua 74.41

Non-qualifiers: David Söderberg FIN 73.76; Sergey Litvinov ANA/RUS 73.48; Allan Wolski BRA 72.51; Serhiy Reheda UKR 71.53; Hilmar Örn Jónsson ISL 71.12; Hassan Mohamed Mahmoud EGY 69.92; Rudy Winkler USA 68.88

Group B qualifiers: Nowicki 76.85; Marghiev 75.18; Pronkin 75.09

Non-qualifiers: Marcel Lomnický SVK 74.26; Krisztián Pars HUN 74.08; Eşref Apak TUR 73.55; Zakhar Makhrosenka BLR 72.58; Alex Young USA 72.07; Chris Bennett GBR 72.05; Siarhei Kalamoyets BLR 71.90; Ashraf Amjad Al-Saifi QAT 71.87; Wagner Domingos BRA 71.69; Diego Del Real MEX 71.29; Mihail Anastasákis GRE 70.94; Simone Falloni ITA 69.90; Kibwe Johnson USA 68.86

Doha 2019

Final (Oct 2)

1,	Paweł Fajdek	POL	80.50
2,	Quentin Bigot	FRA	78.19
=3,	Bence Halász	HUN	78.18
	Wojciech Nowicki	POL	77.69
5,	Myhaylo Kokhan	UKR	77.39
6,	Eivind Henriksen	NOR	77.38
7,	Javier Cienfuegos	ESP	76.57
8,	Hleb Dudarau	BLR	76.00
9,	Ashraf Amjad Al-Saifi	QAT	75.41
10,	Nick Miller	GBR	75.31
11,	Rudy Winkler	USA	75.20
12,	Yevgeniy Korotovskiy	ANA/RUS	75.14

Nowicki awarded bronze on decision of Jury of Appeal

Series	1	2	3	4	5	6
Fajdek	79.34	80.16	79.37	80.50	x	x
Bigot	76.34	78.06	77.89	78.19	x	74.87
Halász	78.18	x	x	x	73.76	x
Nowicki	76.25	76.50	x	77.42	x	77.69
Kokhan	74.52	72.58	75.83	76.21	77.39	76.50
Henriksen	76.03	x	77.38	x	75.36	77.07
Cienfuegos	73.25	74.73	76.00	76.57	76.01	74.64
Dudarau	75.45	74.36	76.00	74.30	74.46	75.34

If it's a World Championship year, it's time for a Fajdek victory. He was soundly beaten by his compatriot Nowicki at the 2018 Europeans, but never headed in Doha. He won the qualifying round, then all four of his valid throws in the final were better than anyone else.

Halász (78.18) led the final briefly until Fajdek finished off the opening round with 79.34. His release speed of 103.7km/h on that effort was the greatest of any throw in the competition. The Pole improved to 80.16 with his next throw, then 80.50 in the fourth. Behind him, Bigot moved into a medal position with his second-round 78.06, improving to 78.19 two rounds later.

There were two bronze medallists because Poland – for whom Nowicki had placed fourth on 77.69 – claimed that the opening throw of Halász should have been ruled a foul as the athlete had touched the ground outside the circle. On watching video of the trial, the Jury of Appeal agreed that the throw was irregular and awarded Nowicki a bronze. But they also allowed Halász to keep his medal "in fairness" on the grounds that he had continued in the competition (fouling four times) thinking he'd produced a medal-worthy throw. There was another dispute in round two when Miller produced a distance of around 79m, but was judged to have touched the top of the rim. Britain made an appeal for the throw to be reinstated and for Miller to be given three more trials, but it was rejected.

In 'Track & Field News', Mark Cullen reported a juicy statistic about Fajdek's four World titles: his winning distances in 2013-2015-2017-2019 came successively on his first-second-third-fourth throws.

Qualifying round (76.50 or top 12 to final) (Oct 1)

Group A qualifiers: Nowicki 77.89; Bigot 77.44; Cienfuegos 76.90; Korotovskiy 76.36; Miller 76.36; Dudarau 76.28; Al-Saifi 76.22

Non-qualifiers: Conor McCullough USA 74.88; Gabriel Enrique Kehr CHI 73.99; Diego Del Real MEX 73.15; Krisztián Pars HUN 73.05; Hristos Frantzeskákis GRE 72.96; Daniel Haugh USA 72.85; Sergiy Perevoznikov UKR 72.16; Mostafa Hicham Al-Gamal EGY 70.45; Joaquín Gómez ARG 70.17

Group B qualifiers: Fajdek 79.24; Winkler 77.06; Halász 76.90; Kokhan 76.56; Henriksen 76.46

Non-qualifiers: Mihaíl Anastasákis GRE 75.07; Zakhar Makhrosenka BLR 74.80; Serghei Marghiev MDA 74.28; Marcel Lomnický SVK 73.51; Denis Lukyanov ANA/RUS 73.47; Özkan Baltacı TUR 73.19; Humberto Mansilla CHI 72.68; Roberto Sawyers CRC 72.41; Alberto González ESP 71.69; Sergiy Reheda UKR 71.28

HAMMER THROW

Multiple Medalists:

4	Paweł Fajdek	POL	13-1, 15-1, 17-1, 19-1
3	Igor Astapkovich	URS/BLR	91-2, 93-2, 95-2
	Koji Murofushi	JPN	01-2, 03-3, 11-1
	Szymon Ziółkowski	POL	01-1, 05-2, 09-2
	Primož Kozmus	SLO	07-2, 09-1, 11-3
	Wojciech Nowicki	POL	15-3, 17-3, 19-3=
2	Sergey Litvinov	URS	83-1, 87-1
	Yuriy Sedykh	URS	83-2, 91-1
	Heinz Weis	GER	91-3, 97-1
	Andrey Abduvaliyev	TJK	93-1, 95-1
	Tibor Gécsek	HUN	93-3, 95-3
	Ivan Tikhon	BLR	03-1, 07-1
	Krisztián Pars	HUN	11-2, 13-2

Most Finals:

7	Astapkovich		91-2, 93-2, 95-2, 97-5, 99-9, 01-7, 03-nm
---	-------------	--	---

Most Appearances:

9	Nicola Vizzoni	ITA	97-22Q, 99-7, 01-4, 03-15Q, 05-24Q, 07-16Q, 09-9, 11-8, 13-6
---	----------------	-----	--

National Placings:

	1	2	3	4	5	6	7	8	Points
HUN	-	4	2+1=	6	1	2	1	1	88.5
POL	5	2	3+1=	-	-	-	2	1	82.5
BLR	3	2	-	2	2	1	2	2	65
GER	2	-	3	2	2	3	1	1	64
RUS/ANA	-	1	3	-	4	4	4	2	63
URS	3	3	-	1	2	-	-	-	58
UKR	-	1	1	1	3	-	-	1	31
SLO	1	1	1	1	1	-	-	-	30
JPN	1	1	1	-	1	1	-	-	28
TJK	2	1	-	-	-	-	1	-	25
FRA	-	1	-	1	-	1	-	2	17
ITA	-	-	-	1	-	1	1	1	11
SVK	-	-	1	-	-	-	1	2	10
FIN	-	-	-	1	-	1	-	-	8
CZE	-	-	1	-	-	-	-	-	6
USA	-	-	-	-	1	-	1	-	6
GRE	-	-	-	-	-	1	-	1	4
GBR	-	-	-	-	-	1	-	-	3
NOR	-	-	-	-	-	1	-	-	3
CRO	-	-	-	-	-	-	1	-	2
EGY	-	-	-	-	-	-	1	-	2
ESP	-	-	-	-	-	-	1	-	2
BUL	-	-	-	-	-	-	-	2	2
MDA	-	-	-	-	-	-	-	1	1
Totals	17	17	16+2=	16	17	17	17	17	612

9, Bob Roggy USA 79.84; 10, Aimo Aho FIN 79.34; 11, Rod Ewaliko USA 77.74; 12, Esa Utrainen FIN 76.66

Series	1	2	3	4	5	6
Michel	88.96	89.48	88.74	x	x	86.70
Petranoff	80.38	85.60	85.30	x	x	x
Kūla	85.58	80.70	82.78	82.42	83.08	x
Puuste	77.84	78.86	84.56	79.00	70.16	81.66
Olsen	x	81.72	83.54	77.60	74.92	x
Eldebrink	83.28	78.84	x	78.94	x	77.26
Adamec	81.30	x	x	x	75.62	x
Tafelmeier	75.06	80.42	x	x	x	x

After beautiful warm weather for the first half of the championships, the conditions were cold and wet for Finland's favourite event. The biggest victim of the conditions was American Petranoff, who had recently improved the world record to 99.48. His best throw in the final was 85.60, but that was good enough for a silver medal, narrowly ahead of Olympic Champion Kūla.

The gold went to GDR thrower Michel, who had lost to Petranoff in the USA-GDR match earlier in the summer. He opened with throws of 88.96, 89.48 and 88.74. No-one else could better any of these three marks, especially since the rain became torrential in the second half of the contest. Michel himself did finish in style, with 86.70.

Qualifying round (84.00 or top 12 to final) (Aug 10)

Group A qualifiers: Tafelmeier 88.86; Petranoff 85.68; Utrainen 84.22; Kūla 83.16; Ewaliko 82.68; Aho 81.92

Non-qualifiers: Einar Vilhjálmsson ISL 81.72; Zakayo Malekwa TAN 72.92; Trevor Modeste GRN 51.84

Group B qualifiers: Michel 90.40; Roggy 86.16; Puuste 85.86; Eldebrink 85.64; Adamec 84.54; Olsen 83.10

Non-qualifiers: Arto Härkönen FIN 81.42; Michael O'Rourke NZL 75.32; Laslo Babits CAN 74.16

Rome 1987

Final (Aug 30)

1,	Seppo Rätty	FIN	83.54
2,	Viktor Yevsyukov	URS	82.52
3,	Jan Železný	TCH	82.20
4,	Tom Petranoff	USA	81.28
5,	Lev Shatilo	URS	81.02
6,	Kazuhiro Mizoguchi	JPN	80.24
7,	Mick Hill	GBR	79.66
8,	Dag Wennlund	SWE	78.40
9,	David Ottley	GBR	77.64; 10, Pascal Lefèvre FRA 77.14; 11, Peter Borglund SWE 75.46; 12, Duncan Atwood USA 72.54

Series	1	2	3	4	5	6
Rätty	79.86	78.08	82.32	76.52	79.44	83.54
Yevsyukov	82.10	80.36	x	x	82.52	80.34
Železný	80.56	82.20	79.50	x	79.38	x
Petranoff	75.48	80.46	81.28	x	80.76	x
Shatilo	69.84	81.02	76.84	71.42	x	x
Mizoguchi	80.24	x	77.98	77.26	77.28	77.72
Hill	78.14	79.66	74.72	x	74.64	75.52
Wennlund	72.52	75.68	78.40	76.76	x	77.48

Rätty showed why a Finn should never be underestimated in this event. Only the 10th best qualifier, he had an embarrassing start when he stumbled and dug his javelin in on the runway just before his first throw. After two rounds, Rätty lay in seventh place. The lead at this point was held by world record holder Železný at 82.20. The Finn took the lead with a magnificent national record of 82.32 in the third. That held up until round five, when Yevsyukov threw 30cm further. Rätty had dipped to 76.52 and 79.44 but returned to the lead with 83.54 in the final round. He was arguably the most surprising winner of the championships.

Qualifying round (79.00 or top 12 to final) (Aug 29)

Group A qualifiers: Yevsyukov 81.36; Lefèvre 80.60; Železný 79.20; Atwood 78.92; Hill 78.88; Borglund 78.30; Rätty 78.22

Non-qualifiers: Antonios Papadimitriou GRE 76.48; Sejad Krdžalić YUG 75.94; Roald Bradstock GBR 75.86; Emil Tsvetanov BUL 75.48; Masami Yoshida JPN 74.90; Juan de la Garza MEX 73.36; Andreas Linden FRG 72.22; Kim Jae-Sang KOR 71.88; Zakayo Malekwa TAN 71.74; Tarak Chaabani TUN 64.66; Bassam Alshater SYR 61.64; Romeo Montanes PHI 58.38

Javelin Throw

Helsinki 1983

Final (Aug 12)

1,	Detlef Michel	GDR	89.48
2,	Tom Petranoff	USA	85.60
3,	Dainis Kūla	URS	85.58
4,	Heino Puuste	URS	84.56
5,	Per Erling Olsen	NOR	83.54
6,	Kenth Eldebrink	SWE	83.28
7,	Zdeněk Adamec	TCH	81.30
8,	Klaus Tafelmeier	FRG	80.42

Group B qualifiers: Petranoff 81.26; Mizoguchi 80.58; Ottley 78.64; Shatilo 78.20; Wennlund 77.78

Non-qualifiers: Einar Vilhjálmsson ISL 77.46; Klaus Tafelmeier FRG 76.46; Marek Kaleta URS 76.10; Jyrki Blom FIN 75.74; Sigurdur Einarsson ISL 75.52; Gavin Lovegrove NZL 74.16; Mirosław Witek POL 73.62; Ivan Mustapić YUG 73.34; Justin Arop UGA 71.76; Mark Babich USA 70.76; Fabio de Gaspari ITA 70.76; Zdeněk Adamec TCH 70.72; Mike Mahovich CAN 67.64

Tokyo 1991

Final (Aug 26)

1,	Kimmo Kinnunen	FIN	90.82
2,	Seppo Rätty	FIN	88.12
3,	Vladimir Sasimovich	URS	87.08
4,	Gavin Lovegrove	NZL	84.24
5,	Mick Hill	GBR	84.12
6,	Sigurdur Einarsson	ISL	83.46
7,	Dag Wennlund	SWE	81.14
8,	Patrik Bodén	SWE	78.58
9,	Einar Vilhjálmsson ISL	77.28	
10,	Vadim Bavikin ISR	77.18	
11,	Peter Blank GER	72.62	
12,	Raymond Hecht GER	70.58	

Series	1	2	3	4	5	6
Kinnunen	90.82	-	x	82.12	82.74	x
Rätty	81.04	81.22	84.14	x	x	88.12
Sasimovich	x	87.08	x	x	x	x
Lovegrove	76.16	75.54	82.30	82.02	x	84.24
Hill	84.12	x	x	x	76.44	79.94
Einarsson	75.76	82.00	83.46	x	81.54	82.60
Wennlund	x	74.26	81.14	75.56	78.02	x
Bodén	74.16	x	78.12	x	73.62	78.58

For the second successive World Championships, Finland provided an unexpected winner. Kinnunen showed he would be a force in the final by smashing his personal best with an 88.48 qualifying throw. Meanwhile, two of the pre-championship favourites – Backley and Železný – were eliminated.

It did not take long for the 23-year old Finn to make an impression in the final. In the first round, he became only the third man to exceed 90m with the new specification javelin. Kinnunen sprinted round the track in celebration and passed in round two. Sasimovich, with his only valid throw of the final, set a national record of 87.08 in the second round. In the third, defending champion Rätty improved to third place at 84.14, but was pushed out of the medals in the sixth by Lovegrove's 84.24. Kinnunen had returned to back up his monster throw with 82.12 and 82.74. With the last throw in the final, Rätty, the world record holder, produced 88.12 to claim the silver.

The winner is the son of 1968 Olympic silver medallist Jorma Kinnunen and the older brother of 1989 European Junior silver medalist Jarkko Kinnunen.

Qualifying round (82.00 or top 12 to final) (Aug 25)

Group A qualifiers: Kinnunen 88.48; Lovegrove 82.08; Vilhjálmsson 80.10
Non-qualifiers: Dmitriy Polyunin URS 78.50; Steve Backley GBR 78.24; Ramón González CUB 77.72; Pascal Lefèvre FRA 77.26; Jan Železný TCH 76.26; Ari Pakarinen FIN 76.14; Masami Yoshida JPN 75.96; Dave Stephens USA 75.10; Peter Borglund SWE 74.40; Sejad Krdžalić YUG 73.84; Juan de la Garza MEX 72.84; Viktor Zaytsev URS 72.48; Klaus Tafelmeier GER 72.42; Rodrigo Zelaya CHI 70.70; Angel Mandzhukov BUL 69.78; Julián Sotelo ESP 65.74; Trevor Modeste GRN 62.68

Group B qualifiers: Rätty 87.34; Blank 82.56; Wennlund 82.46; Sasimovich 82.38; Hecht 81.92; Bavikin 81.56; Einarsson 80.60; Bodén 79.64; Hill 79.54

Non-qualifiers: Zhang Lianbiao CHN 78.94; Radoman Ščekić YUG 76.10; Sigurdur Matthiasson ISL 76.02; Colin Mackenzie GBR 75.12; Mike Barnett USA 75.02; Tom Pukstys USA 74.72; Kazuhiro Mizoguchi JPN 73.78; Kim Ki-Hun KOR 73.62; Luis Lucumi COL 70.48; Frederick Morgan ASA 66.98; Frans Mahuse INA 66.20; Benjamin Cawicaan PHI 61.38

Stuttgart 1993

Final (Aug 16)

1,	Jan Železný	TCH	85.98
2,	Kimmo Kinnunen	FIN	84.78
3,	Mick Hill	GBR	82.96
4,	Steve Backley	GBR	81.80
5,	Ari Pakarinen	FIN	81.08

6,	Dag Wennlund	SWE	80.52
7,	Vladimir Sasimovich	BLR	78.70
8,	Patrik Bodén	SWE	78.00

9, Tom Pukstys USA 77.92; 10, Terry McHugh IRL 76.22; 11, Miloš Steigauf TCH 70.78; (3,) Dmitriy Polyunin UZB DQ (ADR10.1) (83.38)

Rightful finalist: Vladimir Ovchinnikov RUS

Series	1	2	3	4	5	6
Železný	81.86	x	x	83.82	85.98	84.62
Kinnunen	77.46	7.68	84.78	x	81.72	82.46
Hill	82.80	80.18	80.08	x	81.48	82.96
Backley	79.78	81.66	79.00	81.16	80.18	81.80
Pakarinen	81.08	76.52	x	x	x	80.44
Wennlund	80.52	75.10	76.54	x	x	x
Sasimovich	75.88	78.70	x	77.34	75.90	75.82
Bodén	75.18	78.00	76.84			
[Polyunin	75.50	80.54	83.38	x	x	81.72]

Železný finally won a world title despite being well below his best. After opening with 81.86 in the final, the Czech thrower had two bad fouls and was only fourth at halfway. Defending champion Kinnunen was in front followed by Polyunin and Hill. Nobody else could improve in the next two rounds except Železný, with throws of 83.82 then 85.98 to take the lead.

Hill, competing in his third world final, improved to 82.96 with his final throw but was now one place outside the medals. Hill's team-mate Backley also improved to consolidate his fifth place. A doping test failure by Polyunin promoted the two Britons to third and fourth places.

Qualifying round (81.00 or top 12 to final) (Aug 15)

Group A qualifiers: Železný 83.22; Pakarinen 83.06; Hill 80.78; Kinnunen 78.86; Bodén 78.34; Polyunin DQ (81.04)

Non-qualifiers: Kostas Gatsioudis GRE 76.70; Yuriy Rybin RUS 76.58; Edward Kaminski USA 75.70; Ivan Mustapić CRO 75.64; Colin Mackenzie GBR 75.34; Tom Petranoff RSA 75.26; Marek Kaleta EST 74.80; Sigurdur Einarsson ISL 74.40; Fabio De Gaspari ITA 74.34; Peter Blank GER 74.10; Rodrigo Zelaya CHI 73.26; Dainis Kūla LAT 73.18; Lee Wook-Jong KOR 72.04; Radoman Ščekić IWP 71.50; Art Skipper USA 68.72; Andrew Currey AUS 66.72; Edgar Baumann PAR 59.82

Group B qualifiers: Pukstys 79.84; Backley 79.64; Wennlund 78.48; McHugh 78.28; Sasimovich 78.24; Steigauf 78.10

Non-qualifiers: Vladimir Ovchinnikov RUS 77.98; Boris Henry GER 77.42; Gavin Lovegrove NZL 77.08; Vadim Bavikin ISR 76.98; Raymond Hecht GER 75.00; Peter Borglund SWE 74.58; Seppo Rätty FIN 74.30; Pascal Lefèvre FRA 73.34; Viktor Zaytsev UZB 73.22; Kenneth Petersen DEN 72.00; Viktor Yevsyukov KAZ 71.12; Vladimir Parfyonov UZB 70.88; Juan de la Garza MEX 70.86; Ambrosi Matishvili GEO 69.54; Steve Feraday CAN 68.40; Marcis Strobinders LAT 68.38; Ryan Haylock CAY 56.76; Phillip Spies RSA NM

Gothenburg 1995

Final (Aug 13)

1,	Jan Železný	CZE	89.58
2,	Steve Backley	GBR	86.30
3,	Boris Henry	GER	86.08
4,	Raymond Hecht	GER	83.30
5,	Dag Wennlund	SWE	82.04
6,	Mick Hill	GBR	81.06
7,	Yuriy Rybin	RUS	81.00
8,	Andreas Linden	GER	80.76

9, Aki Parviainen FIN 79.58; 10, Andrey Moruyev RUS 79.14; 11, Seppo Rätty FIN 78.76; 12, Harri Hakkarainen FIN 78.16

Series	1	2	3	4	5	6
Železný	80.52	83.02	82.92	88.92	89.06	89.58
Backley	81.10	x	78.30	x	84.92	86.30
Henry	83.10	85.16	84.30	80.36	84.06	86.08
Hecht	83.30	x	82.80	83.02	81.48	81.74
Wennlund	x	78.68	82.04	-	-	-
Hill	79.06	79.88	81.06	x	79.06	x
Rybin	x	75.76	81.00	x	79.54	x
Linden	x	80.76	x	79.72	-	78.16

When Železný failed to qualify for the Tokyo final, it was felt that the Czech soldier was a poor competitor in big meetings. Golds at the Barcelona Olympics and in Stuttgart changed that perspective, and another gold in Gothenburg solidified Železný's position as one of the all-time greats. The 21 year-old German, Henry, set a short-lived championship record of 87.60 in the qualifying round. Železný improved this to 90.12 in the same group.

It was another German, Hecht, who led after the first round in the final with 83.30. Henry went ahead with 85.16 in round 2. At halfway, Železný was only third (83.02), but he took control at the end of the fourth round with 88.92. No-one could top that apart from Železný himself in the final round. In the meantime, Backley improved to third in the fifth round then silver with his own last throw.

"The big one in round 4 brought relief and then I was sure I was the winner," said Železný. It was a miserable final for the Finns: none of their three finalists qualified for three further throws.

Qualifying round (82.00 or top 12 to final) (Aug 11)

Group A qualifiers: Hill 83.54; Linden 80.16; Hecht 79.82; Hakkarainen 79.66

Non-qualifiers: Vladimir Sasimovich BLR 78.94; Vladimir Ovchinnikov RUS 78.28; Patrik Bodén SWE 77.62; Andrew Currey AUS 76.84; Tom Pukstys USA 76.12; Gavin Lovegrove NZL 74.98; Kenneth Petersen DEN 74.22; Phillip Spies RSA 74.06; Ivan Mustapić CRO 73.12; Edgar Baumann PAR 72.90; Viktor Zaytsev UZB 71.08; Aleksandr Fingert ISR 70.94; Kazuhiro Mizoguchi JPN 68.66; Fredy Mahuse INA 68.18; Fernando Palomo ESA 62.90

Group B qualifiers: Železný 90.12; Henry 87.60; Moruyev 85.60; Backley 83.20; Rätty 82.42; Rybin 82.14; Parviainen 80.98; Wennlund 79.00

Non-qualifiers: Emeterio González CUB 76.54; Gregor Högler AUT 76.40; Terry McHugh IRL 74.58; Sigurdur Einarsson ISL 74.10; Vladimir Parfyonov UZB 73.64; Fikret Özsoy TUR 73.50; Ed Kaminski USA 71.92; Kim Ki-Hoon KOR 70.20; Juan de la Garza MEX 70.20; Donald Sild EST NM

Athens 1997

Final (Aug 5)

1,	Marius Corbett	RSA	88.40
2,	Steve Backley	GBR	86.80
3,	Kóstas Gatsioudis	GRE	86.64
4,	Mick Hill	GBR	86.54
5,	Sergey Makarov	RUS	86.32
6,	Boris Henry	GER	84.54
7,	Emeterio González	CUB	83.56
8,	Aki Parviainen	FIN	82.80
9,	Jan Železný	CZE	82.04
10,	Gregor Högler	AUT	81.56
11,	Andrey Moruyev	RUS	81.38
12,	Patrik Bodén	SWE	80.66

Series	1	2	3	4	5	6
Corbett	76.58	88.40	87.40	83.84	84.54	82.42
Backley	82.94	84.74	x	x	83.20	86.80
Gatsioudis	81.70	86.64	83.98	x	x	-
Hill	84.48	86.54	x	83.64	x	83.04
Makarov	84.56	86.32	84.70	81.94	83.16	84.48
Henry	84.54	78.50	82.90	82.48	83.46	84.42
González	82.08	82.22	83.56	79.20	x	79.72
Parviainen	75.18	82.80	x	x	x	x

From the start this was a competition of surprises. Supposed medal contenders like Hecht, Pukstys, Rätty and Lovegrove were casualties in the qualifying round and the final saw a rare fall from grace by two-time champion Železný, who finished ninth. The thunderbolt was delivered in the second round when the previously unconsidered Corbett, who had ranked only equal 19th among the 40 entrants with a best of 83.90, astonished himself along with everyone else with an African record throw of 88.40, and proved that was no fluke with an effort just one metre less in the next round. That second round also yielded throws of 86.64 by Gatsioudis and 86.54 (his best for four years) by Hill, which held second and third places until – on his final attempt – a surprisingly subdued Backley moved from fifth into the silver medal position with a throw of 86.80, thereby depriving his close friend Hill of the bronze. The bemused winner, the 1994 world junior champion, remarked: "I thought I might find a big throw in the final, but maybe fourth or fifth. I never thought of gold."

Qualifying Round (83.00 or top 12 to final) (Aug 3)

Group A qualifiers: Henry 83.42; Gatsioudis 83.32; Hill 82.24; Högler 81.54; González 80.88; Corbett 80.72; Makarov 80.62

Non-qualifiers: Raymond Hecht GER 79.38; Tom Pukstys USA 78.64; Sami Saksio FIN 76.20; Pål Arne Fagernes NOR 75.66; Ēriks Rags LAT 75.06; Roald Bradstock USA 74.92; Nick Nieland GBR 74.52; Firas Al-Mohammed SYR 74.04; Edgar Baumann PAR 72.96; Alex Fingert ISR 69.74; Robert Tersek SLO 69.08; Vladimir Parfyonov UZB 62.48; Posianus Gnemen INA 57.12

Group B qualifiers: Železný 83.66; Backley 81.40; Bodén 80.88; Parviainen 80.76; Moruyev 80.30

Non-qualifiers: Terry McHugh IRL 77.90; Vladimir Sasimovich BLR 77.38; Seppo Rätty FIN 77.24; Andreas Linden GER 75.90; Gavin Lovegrove NZL 75.62;

Rajmund Kolko POL 74.98; Dimitris Polymerou GRE 74.94; Sergey Voynov UZB 74.32; Juan de la Garza MEX 71.98; Chu Ki-Young KOR 70.84; Bouna Diop SEN 69.66; Pius Bazighe NGR 69.64; Ed Kaminski USA 69.42; Adrian Hatcher AUS 69.18; Roberto Calderao NCA 67.92

Seville 1999

Final (Aug 29)

1,	Aki Parviainen	FIN	89.52
2,	Kóstas Gatsioudis	GRE	89.18
3,	Jan Železný	CZE	87.67
4,	Pål Arne Fagernes	NOR	86.24
5,	Raymond Hecht	GER	85.92
6,	Boris Henry	GER	85.43
7,	Emeterio González	CUB	84.32
8,	Steve Backley	GBR	83.84
9,	Sergey Makarov	RUS	83.20
10,	Ēriks Rags	LAT	81.64
11,	Harri Haatainen	FIN	80.92
12,	Matti Närhi	FIN	79.47

Series	1	2	3	4	5	6
Parviainen	81.63	86.08	83.78	85.00	89.52	-
Gatsioudis	89.18	83.35	81.72	81.68	x	87.16
Železný	83.60	87.67	x	x	x	-
Fagernes	82.99	86.24	78.98	81.74	x	x
Hecht	85.92	85.24	x	79.23	79.01	81.38
Henry	83.28	83.38	83.67	82.98	85.43	x
González	76.41	83.00	84.32	78.38	81.97	78.55
Backley	83.84	82.60	81.20	x	x	x

A long opening throw can often destroy the opposition and when the favourite, Gatsioudis, began with 89.18 it looked as though Greece could celebrate a men's as well as women's javelin champion. Far behind, Parviainen moved into second at the start of round 2, to be quickly replaced by Fagernes with a Norwegian record of 86.24, but later in the round Železný continued a brilliant comeback by overtaking everyone but Gatsioudis with 87.67. That's how it remained until, in the fifth round, Parviainen came up with a throw which thrust him into the heavily populated ranks of Finnish javelin greats. Second to Železný on the all-time list, with 93.09 in 1999, but lacking any medals since winning the 1992 world junior title, he hurled the spear 89.52 to become the eleventh Finn to capture a world or Olympic javelin crown!

In eighth place Backley, hampered by a knee injury, ended a five-year sequence of winning a medal in every major championship, while defending champion Corbett failed to reach the final.

Qualifying round (83.50 or top 12 to final) (Aug 27)

Group A qualifiers: Železný 84.31; Hecht 83.41; Parviainen 82.84; Haatainen 81.83; Backley 81.68; Rags 81.61

Non-qualifiers: Vladimir Sasimovich BLR 80.18; Dariusz Trafas POL 78.43; Sergey Voynov UZB 77.35; Terry McHugh IRL 77.23; Andrew Currey AUS 76.34; Marius Corbett RSA 76.34; Patrik Bodén SWE 75.66; Ali Al-Jadani KSA 72.19; Tom Pukstys USA DNS

Group B qualifiers: Gatsioudis 87.97; Närhi 85.05; Henry 83.35; González 82.86; Makarov 82.25; Fagernes 81.74

Non-qualifiers: Peter Blank GER 80.89; Mick Hill GBR 80.75; Arunas Jurksas LTU 79.56; Li Rongxiang CHN 79.24; Gregor Högler AUT 75.94; Johan Kloeck BEL 74.87; Yu Nam-Sung KOR 72.87; Nick Nieland GBR 72.12; Nery Kennedy PAR 71.74

Edmonton 2001

Final (Aug 12)

1,	Jan Železný	CZE	92.80
2,	Aki Parviainen	FIN	91.31
3,	Kóstas Gatsioudis	GRE	89.95
4,	Breaux Greer	USA	87.00
5,	Raymond Hecht	GER	86.46
6,	Boris Henry	GER	85.52
7,	Sergey Makarov	RUS	83.64
8,	Ēriks Rags	LAT	82.82
9,	Li Rongxiang	CHN	81.80
10,	Aleksandr Ivanov	RUS	80.56
11,	Voldemārs Lūsis	LAT	79.70
12,	Mick Hill	GBR	77.81

Series	1	2	3	4	5	6
Železný	81.76	92.80	89.45	x	87.28	x
Parviainen	91.31	x	x	x	x	x
Gatsioudis	x	88.39	87.54	89.95	x	x

Greer	87.00	85.61	x	x	x	x
Hecht	80.61	80.24	86.46	x	81.59	x
Henry	80.70	85.52	84.52	x	85.51	85.33
Makarov	83.64	78.59	x	x	-	-
Rags	77.83	79.56	82.82	x	79.56	x

This was the last of the four men's throws in Edmonton, and the third in which the championship record was beaten. In fact it fell three times. In the qualifying round, 35 year-old Jan Železný reached 90.76 to confirm he was ready to regain his title at his seventh championships. One who did not qualify was two-time silver medallist Steve Backley, though his compatriot Mick Hill, another veteran from Rome 1987, reached his sixth final, while defending champion Parviainen scraped through in 11th place.

Surprisingly, Železný's new meeting record did not survive the first round of the final, because Parviainen opened with 91.31. In any other javelin competition, this would have been a winner but in round 2, Železný's spear went out to 92.80. Gatsioudis won his third successive world medal, a bronze.

Qualifying round (84.00 or top 12 to final) (Aug 10)

Group A qualifiers: Gatsioudis 87.81; Hecht 84.90; Rags 84.13; Ivanov 83.18; Li 81.78

Non-qualifiers: Steve Backley GBR 81.50; Harri Haatainen FIN 81.43; Dariusz Trafas POL 81.38; Peter Blank GER 80.96; Emeterio González CUB 79.71; Tom Pukstys USA 78.10; Vadim Bavikin ISR 77.91; Sergey Voynov UZB 76.77; Matti Närhi FIN NM

Group B qualifiers: Železný 90.76; Henry 86.53; Hill 84.88; Greer 83.60; Makarov 82.92; Lūsis 81.85; Parviainen 81.82

Non-qualifiers: Scott Russell CAN 81.66; Juha Laukkanen FIN 78.28; Nick Nieland GBR 78.02; Terry McHugh IRL 75.49; Marc van Mensel BEL 71.89; Andreas Thorkildsen NOR 68.41

Paris 2003

Final (Aug 31)

1, Sergey Makarov	RUS	85.44
2, Andrus Värnik	EST	85.17
3, Boris Henry	GER	84.74
4, Jan Železný	CZE	84.09
5, Aki Parviainen	FIN	83.05
6, Christian Nicolay	GER	81.77
7, Miroslav Guzdek	CZE	81.40
8, Peter Blank	GER	80.34
9, Steve Backley GBR	80.13;	10, Li Rongxiang CHN 78.24;
11, Andreas Thorkildsen NOR	77.75;	12, Aleksandr Ivanov RUS 77.32

Series	1	2	3	4	5	6
Makarov	85.44	x	x	82.72	82.11	85.31
Värnik	85.17	x	x	81.98	x	80.51
Henry	84.74	82.41	83.32	x	82.14	83.44
Železný	82.98	x	84.09	x	x	81.24
Parviainen	83.05	76.63	79.90	75.79	x	77.78
Nicolay	80.85	81.77	x	80.60	x	81.26
Guzdek	77.99	81.40	x	75.67	77.32	78.54
Blank	80.34	x	76.29	x	79.39	78.43

Železný made history by becoming the first athlete to compete at eight World Championships, but he was out of the medals this time even though the distances thrown were unspectacular. Each of the first seven throws in the final produced a new leader, and ultimately all the medal-winning throws came in the first round; first Henry 84.74, then Värnik 85.17 and Makarov 85.44. Železný moved from sixth to fourth with 84.09 in the third. The angle of the winning throw was measured at 39.8°, the steepest of Makarov's six tries. His father Aleksandr Makarov was the silver medallist in the 1980 Olympic javelin, while his wife Oksana was herself a world finalist in 1997 and 1999.

Qualifying round (81.00 or top 12 to final) (Aug 29)

Group A qualifiers: Henry 83.43; Makarov 82.22; Li 81.76; Värnik 81.11; Backley 80.23; Parviainen 78.91; Guzdek 77.24

Non-qualifiers: Voldemars Lūsis LAT 75.15; Gergely Horváth HUN 74.76; Isbel Luaces CUB 74.07; Nery Kennedy PAR 68.83

Group B qualifiers: Železný 82.88; Nicolay 80.54; Thorkildsen 79.44; Ivanov 79.26; Blank 78.48

Non-qualifiers: Vadim Bavikin ISR 77.06; Breaux Greer USA 76.82; Sergey Voynov UZB 76.66; Emeterio González CUB 76.18; Ēriks Rags LAT 75.72

Helsinki 2005

Final (Aug 10)

1, Andrus Värnik	EST	87.17
2, Andreas Thorkildsen	NOR	86.18
3, Sergey Makarov	RUS	83.54
4, Tero Pitkämäki	FIN	81.27
5, Aleksandr Ivanov	RUS	79.14
6, Ēriks Rags	LAT	78.77
7, Ainārs Kovals	LAT	77.61
8, Mark Frank	GER	77.56
9, Aki Parviainen FIN	74.86;	10, Guillermo Martínez CUB 72.68;
11, Tomas Intas LTU	70.11;	12, Scott Russell CAN 68.59

Series	1	2	3	4	5	6
Värnik	79.06	x	76.47	87.17	85.29	x
Thorkildsen	78.36	81.52	83.41	85.71	86.18	x
Makarov	80.77	83.30	79.95	83.48	82.55	83.54
Pitkämäki	75.44	x	79.64	81.27	x	x
Ivanov	77.93	79.14	x	x	x	77.12
Rags	73.12	78.77	x	x	x	77.34
Kovals	74.05	x	77.61	x	x	x
Frank	75.82	73.19	71.17	x	77.56	x

Three-time winner Jan Železný, and top American Breaux Greer were missing through injury, leaving Olympic Champion Thorkildsen, and Helsinki-born Pitkämäki as favourites. Reigning champion Makarov led the qualifying round with 85.08 from Pitkämäki (82.21) and Thorkildsen (81.45). Way back at 41.18 was Samoa's Shaka Sola. He was entered for the shot but missed his flight to Helsinki and arrived too late for his main event. World Athletics gave him the choice of competing instead in the 100m or the Javelin. His mark was a national record and he was cheered wildly by the Finnish fans.

Only Makarov, with 80.77, could get over 80m in round one of the final, held in wretched weather. The silvery-haired Russian improved to 83.30 in round two, with only Thorkildsen able to respond by the end of round three, with 83.41. After Pitkämäki finally got over 80m in round four with 81.27, Värnik shocked the crowd with a throw of 87.17. Thorkildsen, ever a fiery competitor, replied with 85.71 and 86.18, but the day belonged to the Estonian. Biomechanical analysis of the event showed that Thorkildsen had the fastest arm of the medallists, reaching an initial velocity of 31.87 metres per second with his best throw compared with 30.83 by Värnik and 30.76 by Makarov.

Qualifying round (81.00 or top 12 to final) (Aug 9)

Group A qualifiers: Makarov 85.08; Thorkildsen 81.45; Parviainen 79.48; Rags 78.79; Martínez 78.37; Frank 77.87; Intas 77.08

Non-qualifiers: Nick Nieland GBR 76.71; Stefan Müller SUI 76.30; Marian Bokor SVK 74.81; Firas Al-Mohammed SYR 72.63; Gergely Horváth HUN 72.33; Francesco Pignata ITA 72.17; Gabriel Wallin SWE 72.04; Oleg Statsenko UKR 64.44; Shaka Sola SAM 41.18

Group B qualifiers: Pitkämäki 82.21; Värnik 80.97; Kovals 80.80; Ivanov 79.65; Russell 79.45

Non-qualifiers: Christian Nicolay GER 76.68; Vadims Vasiļevskis LAT 76.16; Lohan Rautenbach RSA 75.94; Li Rongxiang CHN 74.95; Esko Mikkola FIN 72.54; John Hetzendorf USA 70.49; Ronny Nilsen NOR 70.07; Yukifumi Murakami JPN 68.31; Vadim Bavikin ISR 66.74; Dejan Angelovski MKD 58.23

Osaka 2007

Final (Sep 2)

1, Tero Pitkämäki	FIN	90.33
2, Andreas Thorkildsen	NOR	88.61
3, Breaux Greer	USA	86.21
4, Vadims Vasiļevskis	LAT	85.19
5, Aleksandr Ivanov	RUS	85.18
6, Robert Oosthuizen	RSA	84.52
7, Igor Janik	POL	83.38
8, Tero Järvenpää	FIN	82.10
9, Guillermo Martínez CUB	82.03;	10, Magnus Arvidsson SWE 81.98;
11, Ēriks Rags LAT	80.01;	12, Teemu Wirkkala FIN 78.01

Series	1	2	3	4	5	6
Pitkämäki	81.62	89.16	83.64	87.72	x	90.33
Thorkildsen	82.78	88.61	x	82.80	x	87.33
Greer	x	80.67	84.31	x	86.21	83.81

	1	2	3	4	5	6
Vasiļevskis	x	85.19	x	77.42	x	x
Ivanov	85.18	84.71	81.42	84.91	81.55	x
Oosthuizen	84.52	79.77	x	79.18	x	x
Janik	79.82	x	83.38	x	-	x
Järvenpää	80.30	79.40	82.10	x	77.30	75.40

The most eagerly awaited field event in Osaka saw 2007's two 91m men – Greer and Pitkämäki – pitted against Olympic champion Thorkildsen. The qualifying was led by Vasiļevskis and Greer, but the final was led at the end of round one by Russia's talented Ivanov, with his competition best of 85.18. Pitkämäki, whose style was reminiscent of the 1959 world record setter Al Cantello, launched himself bodily in a dive in throwing 89.16 in round two. He was immediately followed by Vasiļevskis (85.19) and Thorkildsen (88.61) who were inspired to their best of the competition. The Finn supported his best throw with 87.76 in round four, and only Greer improved in round five – from sixth to bronze with 86.21. Thorkildsen managed a fine 87.33, and then Pitkämäki, with the gold medal sewn up, produced a beauty of a throw, which landed beyond 90m at 90.33. He thus became the fourth Finnish man to win the world javelin title.

Qualifying round (82.00 or top 12 to final) (Aug 31)

Group A qualifiers: Greer 86.78; Järvenpää 84.35; Arvidsson 84.17; Thorkildsen 82.33; Wirkkala 79.82; Rags 79.79

Non-qualifiers: Hardus Pienaar RSA 79.30; Igor Sukhomlinov RUS 79.05; Joshua Robinson AUS 78.48; Sergey Makarov RUS 78.22; Stuart Farquhar NZL 78.08; Pablo Pietrobelli ARG 74.81; Stephan Steding GER 74.61; Miroslav Guzdek CZE 74.13; Stefan Müller SUI 71.48; Marko Jänes EST 69.65; Csongor Olteán HUN 64.44

Group B qualifiers: Vasiļevskis 87.37; Martínez 82.99; Ivanov 82.42; Oosthuizen 82.06; Janik 80.83; Pitkämäki 80.62

Non-qualifiers: Peter Esenwein GER 79.62; Ainārs Kovals LAT 79.42; Qin Qiang CHN 77.71; Yukifumi Murakami JPN 77.63; Jarrod Bannister AUS 77.57; Scott Russell CAN 77.54; Andrus Värnik EST 75.96; Alexon Maximiano BRA 75.15; Victor Fatecha PAR 73.55; Eric Brown USA 73.07; Felix Loretz SUI 71.27; Gabriel Wallin SWE 70.61

Berlin 2009

Final (Aug 23)

1, Andreas Thorkildsen	NOR	89.59
2, Guillermo Martínez	CUB	86.41
3, Yukifumi Murakami	JPN	82.97
4, Vadims Vasiļevskis	LAT	82.37
5, Tero Pitkämäki	FIN	81.90
6, Antti Ruuskanen	FIN	81.87
7, Ainārs Kovals	LAT	81.54
8, Mark Frank	GER	81.32
9, Teemu Wirkkala	FIN	79.82
10, Petr Frydrych	CZE	79.29
11, Tero Järvenpää	FIN	75.57
12, Sean Furey	USA	74.51

Series	1	2	3	4	5	6
Thorkildsen	77.80	89.59	88.95	x	-	-
Martínez	83.43	83.28	78.22	77.27	-	86.41
Murakami	76.01	82.97	x	x	-	77.90
Vasiļevskis	x	82.05	x	x	x	82.37
Pitkämäki	81.90	81.14	80.50	x	80.17	81.14
Ruuskanen	75.36	75.67	81.87	78.65	x	80.87
Kovals	x	81.54	x	x	75.98	76.39
Frank	73.77	79.86	x	x	x	81.32

Vasiļevskis led the qualifiers with 86.69, as just three throwers made the automatic qualifying distance of 82m. The final was led by Martínez with 83.43, which held up until Thorkildsen reached 89.59 in the second round. The Norwegian then backed this up with 88.95. No one else was able to reach 83m after that, until Martínez came up with 86.41 in the final round. Murakami edged Vasiļevskis for the bronze 82.97 to 82.37. Reigning champion Pitkämäki, suffering from a fever, had a bad day, and placed fifth.

Thorkildsen's win meant that he became the first male javelin thrower to hold the Olympic, World and European titles.

Qualifying round (82.00 or top 12 to final) (Aug 21)

Group A qualifiers: Murakami 83.10; Martínez 82.50; Pitkämäki 81.65; Thorkildsen 80.37; Kovals 79.76; Järvenpää 79.48

Non-qualifiers: Sergey Makarov RUS 78.68; Csongor Olteán HUN 78.46; Mihkel Kukk EST 78.18; Mike Hazle USA 78.17; Park Jae-Myong KOR 78.16; Qin Qiang CHN 77.65; Roman Avramenko UKR 77.44; Aleksandr Ashomko BLR 76.85; Ēriks Rags LAT 76.23; Vítězslav Veselý CZE 75.76; Jonas Lohse SWE 75.33; Melik

Janoyan ARM 74.74; Adrian Markowski POL 74.13; Tino Häber GER 74.11; Stefan Müller SUI 72.83; Thomas Smet BEL 70.35; Víctor Fatecha PAR 68.65; Tomas Intas LTU 68.40

Group B qualifiers: Vasiļevskis 86.69; Frank 80.85; Wirkkala 79.84; Frydrych 79.57; Furey 79.28; Ruuskanen 78.69

Non-qualifiers: Stuart Farquhar NZL 78.53; Fatih Avan TUR 78.12; Aleksandr Ivanov RUS 78.00; Tom Goyvaerts BEL 77.37; Chris Hill USA 77.14; Oleksandr Pyatnytsya UKR 76.13; Vladimir Kazlov BLR 75.38; Igor Janik POL 75.20; Jung Sang-Jin KOR 72.80; Arley Ibarquien COL 72.54; Ilya Korotkov RUS 71.59; Mohamed Ali Kebabou TUN 68.75; Júlio César de Oliveira BRA 68.49; Robert Oosthuizen RSA 67.86; Mervyn Luckwell GBR 66.30; Ignacio Guerra CHI & Tanel Laanmäe EST NM

Daegu 2011

Final (Sep 3)

1, Matthias de Zordo	GER	86.27
2, Andreas Thorkildsen	NOR	84.78
3, Guillermo Martínez	CUB	84.30
4, Vítězslav Veselý	CZE	84.11
5, Fatih Avan	TUR	83.34
6, Roman Avramenko	UKR	82.51
7, Jarrod Bannister	AUS	82.25
8, Mark Frank	GER	81.81
9, Antti Ruuskanen	FIN	79.46
10, Dmitriy Tarabin	RUS	79.06
11, Stuart Farquhar	NZL	78.99
12, Sergey Makarov	RUS	78.76

Series	1	2	3	4	5	6
de Zordo	86.27	85.51	-	-	82.88	81.40
Thorkildsen	80.75	80.46	80.60	84.78	x	80.28
Martínez	84.30	80.12	80.09	76.99	-	78.69
Veselý	81.19	x	84.11	79.64	76.28	x
Avan	78.24	83.34	78.96	79.87	x	77.58
Avramenko	82.51	x	82.20	79.71	78.87	x
Bannister	82.25	x	-	x	76.60	x
Frank	78.78	x	81.81	78.48	80.98	77.73

Thorkildsen, the World, Olympic and European Champion, was favoured to win, though he had carried injury problems through most of the season. The Norwegian had some difficulty in qualifying, reaching 81.83, short of the automatic qualifying distance of 82.50.

Martínez led the qualifiers with 83.77, then threw 84.30 in round one of the final. That lasted as the lead for two throws, when de Zordo threw 86.27. The German southpaw produced the only other 85m throw with his second cast of 85.51, and at the end of the third round the bronze medal position was held by Veselý with his 84.11. Thorkildsen then improved from eighth to silver with 84.78, and the last 23 throws of the competition saw just four efforts of more than 80m. De Zordo noted that "my coach told me to hit it hard on the first throw, and I'm glad I was able to do so." That coach was Boris Henry, bronze medallist in 1995 & 2003.

Qualifying round (82.50 or top 12 to final) (Sep 1)

Group A qualifiers: Martínez 83.77; Tarabin 82.92; de Zordo 82.05; Thorkildsen 81.83; Veselý 81.64; Bannister 81.35

Non-qualifiers: Yukifumi Murakami JPN 80.19; Jakub Vadlejšek CZE 80.08; Tero Pitkämäki FIN 79.46; Scott Russell CAN 77.49; Ēriks Rags LAT 77.34; Yervásios Filippidis GRE 76.66; Mihkel Kukk EST 76.42; Oleksandr Pyatnytsya UKR 73.56; Matija Kranjc SLO 73.17; John Robert Oosthuizen RSA 73.14; Ihab Abd El Rahman EGY 71.99; Rinat Tarzumanov UZB 70.32

Group B qualifiers: Farquhar 82.10; Avan 81.94; Frank 81.93; Avramenko 81.46; Makarov 81.42; Ruuskanen 81.03

Non-qualifiers: Igor Janik POL 80.88; Ari Mannio FIN 80.27; Chen Qi CHN 78.42; Leslie Copeland FIJ 76.57; Petr Frydrych CZE 76.18; Vadims Vasiļevskis LAT 75.23; Gabriel Wallin SWE 74.44; Arley Ibarquien COL 74.02; Aleksandr Ivanov RUS 73.81; Spiridon Lebésis GRE 73.35; Zigismunds Sirmāis LAT 73.16; Jung Sang-Jin KOR 72.03

Moscow 2013

Final (Aug 17)

1, Vítězslav Veselý	CZE	87.17
2, Tero Pitkämäki	FIN	87.07
3, Dmitriy Tarabin	RUS	86.23
4, Julius Yego	KEN	85.40
5, Antti Ruuskanen	FIN	81.44
6, Andreas Thorkildsen	NOR	81.06
7, Ihab Abd El Rahman	EGY	80.94
8, Risto Mätas	EST	80.03

9, Stuart Farquhar NZL 79.24; 10, Kim Amb SWE 78.91; 11, Ivan Zaytsev UZB 78.33; (5,) Roman Avramenko UKR DQ (AdR10.1) (82.05)

Rightful finalist: Fatih Avan TUR

Series	1	2	3	4	5	6
Vesely	87.17	78.80	81.21	83.80	x	-
Pitkämäki	83.40	86.88	87.07	85.67	x	85.22
Tarabin	x	84.38	x	82.25	x	86.25
Yego	80.60	x	81.13	x	85.40	81.20
Ruuskanen	77.96	80.32	x	x	75.86	81.44
Thorkildsen	80.93	76.82	x	80.62	81.06	-
El Rahman	79.02	78.57	80.94	78.70	76.85	x
Mätas	78.32	78.87	80.03			
[Avramenko]	81.32	x	80.12	82.05	78.61	80.80]

The nature of javelin throwing brings more injuries than in the other throws. Vesely (knee/stomach) and Pitkämäki (rib surgery) had been suffering in the lead up to the championships, but were still regarded as the two most likely to succeed along with Tarabin, who had thrown a world leading 88.84 three weeks before the championship.

Pitkämäki opened in the final with 83.40, then Vesely followed five throws later with 87.17. The Czech would not get near to that effort, but for Pitkämäki the challenge was on. Four of his remaining five throws would exceed 85m, the best of 87.07 coming in the third round. Behind them Tarabin was in third with his second round 84.38, until the short but powerful Yego set a Kenyan record in round five with 85.40.

On the morning of the final Tarabin and his wife Mariya Abakumova (the 2011 women's World Champion) had apparently received a phone call from Russian President Vladimir Putin, in which he told them that he believed in them "and expected medals". Tarabin was aware of these words when making his last throw of 86.23, which wrested the bronze from Yego. The 10cm winning margin was the closest in the history of the event.

Avramenko of Ukraine originally placed fifth in the final with 82.05, but was disqualified after failing a test for an anabolic steroid.

Qualifying round (82.50 or top 12 to final) (Aug 15)

Group A qualifiers: Pitkämäki 84.39; Thorkildsen 83.05; Zaytsev 81.53; Vesely 81.51; Yego 80.88; Amb 80.84; Farquhar 80.73

Non-qualifiers: Bernhard Seifert GER 80.02; Guillermo Martínez CUB 79.67; Keshorn Walcott TTO 78.78; Aleksey Tovarnov RUS 78.43; Marcin Krukowski POL 76.93; Valeriy Iordan RUS 76.92; Hamish Peacock AUS 76.33; Thomas Röhler GER 74.45; Uladzimir Kazlou BLR 72.66

Group B qualifiers: El Rahman 83.62; Ruuskanen 81.36; Tarabin 81.32; Mätas 80.18

Non-qualifiers: Fatih Avan TUR 80.09; Vadims Vasilevskis LAT 79.68; Teemu Wirkkala FIN 79.50; Victor Fatecha PAR 79.03; Riley Dolezal USA 78.76; Yukifumi Murakami JPN 77.75; Zhao Qinggang CHN 77.61; Lars Hamann GER 77.10; Lukasz Grzeszczuk POL 74.72; Gabriel Wallin SWE 74.66; Robert Oosthuizen RSA 74.36; Leslie Copeland FIJ 72.30; Avramenko DQ (AdR10.1) (80.37)

Beijing 2015

Final (Aug 26)

1,	Julius Yego	KEN	92.72
2,	Ihab Abdelrahman	EGY	88.99
3,	Tero Pitkämäki	FIN	87.64
4,	Thomas Röhler	GER	87.41
5,	Antti Ruuskanen	FIN	87.12
6,	Andreas Hofmann	GER	86.01
7,	Johannes Vetter	GER	83.79
8,	Vítězslav Veselý	CZE	83.13
9,	Ryohei Arai JPN 83.07; 10, Braian Toledo ARG 80.27; 11, Kim Amb SWE 78.51; 12, Risto Mätas EST 76.79		

Series	1	2	3	4	5	6
Yego	x	82.42	92.72	-	-	x
Abdelrahman	86.07	88.99	x	x	x	x
Pitkämäki	83.45	85.03	85.08	87.44	84.49	87.34
Röhler	86.68	86.03	86.77	87.18	84.00	87.41
Ruuskanen	76.24	81.29	87.12	80.63	84.30	x
Hoffmann	79.38	77.33	84.85	82.43	x	86.01
Vetter	83.79	81.98	80.28	x	79.43	x
Vesely	78.38	x	83.13	81.45	82.98	x

Röhler led early on with 86.68 to Abdelrahman's 86.07, then the powerful Egyptian took possession of the lead with his seasonal best of

88.99 in round two. The compact (1.75m/90kg) Yego then boomed a massive 92.72, just missing Jan Železný's 14 year-old championship record of 92.80. In the past such a throw might have deadened the competition, but here both Pitkämäki and Röhler produced two throws beyond 87m, while Finnish Champion Ruuskanen set a world best for fifth place of 87.12. Röhler had five throws beyond 86m, yet was unable to win a medal.

Qualifying round (83.00 or top 12 to final) (Aug 24)

Group A qualifiers: Arai 84.66; Toledo 83.32; Röhler 83.23; Ruuskanen 82.20

Non-qualifiers: Ari Mannio FIN 80.19; Lars Hamann GER 79.56; Hamish Peacock AUS 79.37; Jakub Vadlejch CZE 78.95; Magnus Kirt EST 78.84; Stuart Farquhar NZL 78.30; Riley Dolezal USA 77.64; Dmitriy Tarabin RUS 77.48; Keshorn Walcott TTO 76.83; Rocco van Rooyen RSA 75.55; Sam Crouser USA 73.88; Patrik Ženúch SVK 69.31

Group B qualifiers: Hofmann 86.14; Yego 84.46; Vesely 83.63; Pitkämäki 83.43; Abdelrahman 82.85; Amb 81.63; Mätas 81.56; Vetter 80.86

Non-qualifiers: Tanel Laanmäe EST 80.65; Júlio César de Oliveira BRA 79.81; Zhao Qinggang CHN 79.47; Rolands Štrobenders LAT 79.11; Marcin Krukowski POL 78.91; Huang Shih-Feng TPE 75.72; Sean Furey USA 75.01; Petr Frydrych CZE 74.24; Valeriy Iordan RUS 73.43

London 2017

Final (Aug 12)

1,	Johannes Vetter	GER	89.89
2,	Jakub Vadlejch	CZE	89.73
3,	Petr Frydrych	CZE	88.32
4,	Thomas Röhler	GER	88.26
5,	Tero Pitkämäki	FIN	86.94
6,	Ioannis Kiriazis	GRE	84.52
7,	Keshorn Walcott	TTO	84.48
8,	Andreas Hofmann	GER	83.98
9,	Marcin Krukowski POL 82.01; 10, Ahmed Bader Magour QAT 81.77; 11, Magnus Kirt EST 80.48; 12, Davinder Singh Kang IND 80.02; 13, Julius Yego KEN 76.29		

Series	1	2	3	4	5	6
Vetter	89.89	89.78	87.22	x	82.25	87.71
Vadlejch	77.10	89.73	85.04	86.23	87.70	83.22
Frydrych	84.31	80.48	82.94	87.93	87.93	88.32
Röhler	87.08	88.26	x	86.14	85.97	86.40
Pitkämäki	83.49	x	86.94	79.69	x	x
Kiriazis	79.57	81.68	84.52	82.79	x	79.47
Walcott	84.48	x	80.63	83.62	x	81.81
Hofmann	75.45	83.76	80.96	83.65	81.94	83.98

Earlier in 2017, the German pair of Vetter and Röhler had moved to second and third all-time with respective efforts of 94.44 and 93.90. It was Vetter who quickly confirmed that form in a championship setting with the longest qualifying throw in history, 91.20. In all, 13 throwers exceeded the qualifying standard of 83.00. This event was the only throws final in London 2017 with more than 12 competitors.

Vetter struck again in the final, with 89.89 in round one. He had 50cm of runway to spare on release, meaning that his actual throw was more than 90m. Though this would turn out to be the gold medal winning throw, things weren't settled until the end of round six. Röhler managed efforts of 87.08 and 88.26 but was behind Vadlejch. He threw a surprising lifetime best of 89.73 in round two, and was followed by Röhler who improved to 88.26. The 2007 champion Pitkämäki reached 86.94 in the third round, but was passed by Frydrych who finished with two 87.93s then 88.32 to seal a Czech 2-3.

Qualifying round (83.00 or top 12 to final) (Aug 10)

Group A qualifiers: Vetter 91.20; Pitkämäki 85.97; Magour 83.83; Yego 83.57; Krukowski 83.49

Non-qualifiers: Hamish Peacock AUS 82.46; Neeraj Chopra IND 82.26; Jaroslav Jilek CZE 80.97; Andrian Mardare MDA 80.18; Rolands Štrobenders LAT 79.68; Cheng Chao-Tsun TPE 77.87; Ryohei Arai JPN 77.38; Tanel Laanmäe EST 76.41; Vítězslav Veselý CZE 75.50; Pavel Mialeshka BLR 75.33; Edis Matusevičius LTU NM

Group B qualifiers: Frydrych 86.22; Walcott 86.01; Hofmann 85.62; Kiriazis 84.60; Kang 84.22; Röhler 83.87; Vadlejch 83.87; Kirt 83.86

Non-qualifiers: Cyrus Hostetler USA 79.71; Anderson Peters GRN 78.99; Norbert Rivasz-Tóth HUN 78.76; Ben Langton Burnell NZL 76.46; Braian Toledo ARG 75.29; Alexandrou Novac ROU 74.67; Rocco van Rooyen RSA 74.02; Waruna Lakshan Dayarathne SRI 73.16

Doha 2019

Final (Oct 6)

1, Anderson Peters	GRN	86.89
2, Magnus Kirt	EST	86.21
3, Johannes Vetter	GER	85.37
4, Lassi Etelätalo	FIN	82.49
5, Jakub Vadlejch	CZE	82.19
6, Julian Weber	GER	81.26
7, Marcin Krukowski	POL	80.56
8, Kim Amb	SWE	80.42
9, Norbert Rivasz-Tóth HUN 79.73; 10, Cheng Chao-Tsun TPE 77.99; 11, Keshorn Walcott TTO 77.47; Julius Yego KEN NM		

Series	1	2	3	4	5	6
Peters	86.69	81.26	79.82	86.89	84.59	83.63
Kirt	83.95	86.21	85.17	85.90	x	
Vetter	x	85.37	82.51	x	82.29	x
Etelätalo	72.00	77.92	82.49	74.62	x	74.63
Vadlejch	77.32	81.98	82.19	77.36	x	x
Weber	81.20	81.26	80.80	79.43	79.46	73.58
Krukowski	80.56	79.91	x	x	x	x
Amb	78.93	80.42	78.51	75.71	x	x

The 12 finalists averaged 84.69 to qualify, but only three throwers exceeded that level in the final which had the most surprising of Doha winners, Peters. The Grenadian threw within 42cm of his personal best with a winning 86.89. Peters led from round one and only the consistent Kirt was able to come within a metre, reaching 86.21 in the second round. The Estonian had the fastest arm of the competition according to TV graphics. He was forced to retire in round five with a shoulder injury after his post-throw dive went wrong. London winner Vetter, who had led the qualifiers with 89.35, could reach only 85.37 for bronze.

Etelätalo's fourth place was excellent for a man who only qualified in 12th place. He maintained Finland's record of having a finalist at ever World Championships.

Qualifying round (84.00 or top 12 to final) (Oct 5)

Group A qualifiers: Vetter 89.35; Peters 85.34; Vadlejch 84.31; Weber 84.29; Yego 83.86; Rivasz-Tóth 83.42; Krukowski 82.44

Non-qualifiers: Gatis Čakšs LAT 79.94; Edis Matusevičius LTU 79.60; Shivpal Singh IND 78.97; Liu Qizhen CHN 75.81; Riley Dolezal USA 75.62; Pavel Mialeshka BLR 75.14; Antti Ruuskanen FIN 75.05; Albert Reynolds LCA 73.91; Oleksandr Nychporchuk UKR 72.75

Group B qualifiers: Kirt 88.36; Amb 84.85; Walcott 84.44; Cheng 83.40; Etelätalo 82.26

Non-qualifiers: Alexandru Novac ROU 82.12; Aliaksei Katkavets BLR 82.08; Ryohei Arai JPN 81.71; Arshad Nadeem PAK 81.52; Rolands Štrobenders LAT 81.09; Michael Shuey USA 80.53; Oliver Helander FIN 80.36; Andreas Hofmann GER 80.06; Thomas Röhler GER 79.23; Zhao Qinggang CHN

JAVELIN THROW

Multiple Medallists:

5 Jan Železný	TCH/CZE	87-3, 93-1, 95-1, 99-3, 01-1
4 Andreas Thorkildsen	NOR	05-2, 07-2, 09-1, 11-2
3 Kóstas Gatsioudis	GRE	97-3, 99-2, 01-3
Tero Pitkämäki	FIN	07-1, 13-2, 15-3
2 Seppo Rätý	FIN	87-1, 91-2
Kimmo Kinnunen	FIN	91-1, 93-2
Steve Backley	GBR	95-2, 97-2
Boris Henry	GER	95-3, 03-3
Aki Parviainen	FIN	99-1, 01-2
Sergey Makarov	RUS	03-1, 05-3
Andrus Värnik	EST	03-2, 05-1
Guillermo Martínez	CUB	09-2, 11-3
Johannes Vetter	GER	17-1, 19-3

Most Finals:

7 Železný	87-3, 93-1, 95-1, 97-9, 99-3, 01-1, 03-4
-----------	--

Most Appearances:

8 Železný	87-3, 91-18Q, 93-1, 95-1, 97-9, 99-3, 01-1, 03-4
Makarov	97-5, 99-9, 01-7, 03-1, 05-3, 07-18Q, 09-13Q, 11-12
Ēriks Rags	LAT 97-22Q, 99-10, 01-8, 03-17Q, 05-6, 07-11, 09-26Q, 11-20Q

Men's Javelin Throw, continued

National Placings:									Points
1	2	3	4	5	6	7	8		
FIN	4	4	1	2	6	1	-	2	105
GER	3	-	3	3	2	6	1	7	92
CZE	4	1	2	2	1	-	1	1	68
NOR	1	3	-	1	1	1	-	-	41
GBR	-	2	1	2	1	1	1	1	40
RUS	1	-	2	-	3	-	2	-	36
URS	-	1	2	1	1	-	-	-	28
EST	1	2	-	-	-	-	-	1	23
USA	-	1	1	2	-	-	-	-	23
GRE	-	1	2	-	-	1	-	-	22
LAT	-	-	-	2	-	-	1	2	18
CUB	-	1	1	-	-	-	2	-	17
SWE	-	-	-	-	1	2	1	4	16
KEN	1	-	-	1	-	-	-	-	13
RSA	1	-	-	-	-	1	-	-	11
EGY	-	1	-	-	-	-	1	-	9
JPN	-	-	1	-	-	1	-	-	9
GRN	1	-	-	-	-	-	-	-	8
TCH	-	-	1	-	-	-	1	-	8
NZL	-	-	-	1	-	-	-	-	5
TUR	-	-	-	-	1	-	-	-	4
POL	-	-	-	-	-	-	2	-	4
ISL	-	-	-	-	-	1	-	-	3
UKR	-	-	-	-	-	1	-	-	3
AUS	-	-	-	-	-	-	1	-	2
BLR	-	-	-	-	-	-	1	-	2
TTO	-	-	-	-	-	-	1	-	2
Totals	17	17	17	17	17	17	17	17	612

Decathlon

Helsinki 1983

Final Standings (Aug 12/13)

1971 / 1984

1, Daley Thompson	GBR	8666 / 8714
2, Jürgen Hingsen	FRG	8561 / 8599
3, Siegfried Wentz	FRG	8478 / 8513
4, Uwe Freimuth	GDR	8433 / 8469
5, Stephan Niklaus	SUI	8212 / 8207
6, Aleksandr Nevskly	URS	8201 / 8176
7, Torsten Voss	GDR	8167 / 8140
8, Steffen Grummt	GDR	8149 / 8142

9, Guido Kratschmer FRG 8096/8059; 10, Dariusz Ludwig POL 7982/7957; 11, Trond Skramstad NOR 7827/7775; 12, Robert de Wit NED 7769/7715; 13, Martin Machura TCH 7639/7568; 14, Conny Silver SWE 7527/7464; 15, Thrainn Hafsteinnsson ISL 7356/7277; 16, Josko Vlašić YUG 7329/7261; 17, Angel Díaz GUA 6239/6191; 18, Niulolo Pelesikoti TGA 5332/5278; Harri Sundell FIN DNF (5870/6420); Claudio Escariza PAR DNF (5630/5367); John Crist USA DNF (4342/4328); Konstantin Akhupkin URS DNF (4054/4078); Grigory Degtyaroy URS DNF (2495/2563); Mark Anderson USA DNF (2200/2254); Ahmed Mahour Bacha ALG DNF (1412/1464)

Olympic Champion Thompson had missed 14 weeks of training with groin and back injuries, and only decided to compete in Helsinki at the last moment – a brave decision considering the opposition would include world record holder Hingsen. Thompson had stated that the speed events had been affected most by his ailments, so when he won the 100m by nearly four metres, a British victory looked more likely. Hingsen was immediately left with a deficit of 89 points. Thompson followed up with a season's best long jump, while Hingsen was well below his best in the shot and high jump. The tall German won the 400m – narrowly – to end the day 120 points down on Thompson but comfortably ahead of the rest.

The second day started with another danger event for Thompson, the sprint hurdles. Again he exceeded expectations by clocking 14.37, a single hundredth slower than Hingsen. A poor discus by the German lost further ground, and despite pbs in the pole vault and javelin, he would have needed to beat Thompson by 22 seconds in the 1500m for victory. In fact the gap was just eight seconds in Hingsen's favour. After a brilliant 75.08 javelin throw, another German, Wentz, claimed the bronze medal.

Individual marks:

	100	LJ	SP	HJ	400	110h	DT	PV	JT	1500
Thompson	10.60	7.88	15.35	2.03	48.12	14.37w	44.46	5.10	65.24	4:29.72
Hingsen	10.95	7.75	15.66	2.00	48.08	14.36w	43.30	4.90	67.42	4:21.59
Wentz	10.94	7.24	15.11	2.00	48.09	14.13w	44.98	4.70	75.08	4:28.52

	100	LJ	SP	HJ	400	110h	DT	PV	JT	1500
Freimuth	11.05	7.43	15.25	2.00	48.43	14.89w	48.64	4.80	70.48	4:28.61
Niklaus	10.69	7.06	14.88	2.03	48.12	15.06w	48.74	4.20	73.94	4:49.35
Nevskiy	11.07	7.20	14.90	2.00	49.35	14.63w	49.08	4.20	64.50	4:19.90
Voss	10.69	7.48	14.12	2.03	48.02	14.49w	38.10	4.60	60.08	4:31.19
Grummt	11.18	7.26	16.14	1.91	48.97	14.61w	46.98	4.50	64.54	4:32.56
Kratschmer	10.86	7.35	14.99	1.94	48.61	14.29w	46.56	4.60	52.24	4:36.43
Ludwig	11.17	7.29	13.77	2.00	48.84	15.33w	43.90	4.70	62.00	4:26.05
Skramstad	11.20	6.90	13.53	2.00	49.13	14.90	38.18	4.50	59.78	4:18.18
de Wit	11.36	6.70	12.73	1.97	49.46	14.76	42.28	4.60	59.70	4:18.92
Machura	11.17	7.27	14.45	2.00	50.24	16.23	48.08	4.40	54.68	4:56.76
Silfver	11.41	6.64	14.80	1.91	51.55	15.00	41.70	4.40	60.08	4:36.94
Hafsteinsson	11.73	6.53	13.80	1.82	50.47	15.81	48.58	4.10	56.28	4:22.72
Vlašić	11.55	6.99	13.33	1.85	51.01	15.01	39.38	4.00	58.46	4:29.25
Díaz	11.65	6.37	18.98	1.91	52.01	16.15	25.70	3.50	50.90	4:29.42
Pelesikoti	11.80	6.47	10.76	1.67	53.13	16.65	33.70	3.40	NM	5:08.32
Sundell	11.11	7.23	13.95	2.06	49.49	14.72	42.10	4.30	NM	DNS
Escauriza	11.41	6.77	13.23	1.85	52.98	17.77	38.74	4.00	DNS	
Crist	11.42	6.76	12.89	1.88	51.67	DNF	42.02	DNS		
Akhapkin	11.02	7.44	13.73	1.94	49.43	DNF	DNS			
Degtyaryov	11.01	7.41	15.03	NH	DNS					
Anderson	11.39	6.83	13.61	DNS						
Bacha	11.64	6.69	DNS							

Rome 1987

Final Standings (Sep 3/4)

1,	Torsten Voss	GDR	8680
2,	Siegfried Wentz	FRG	8461
3,	Pavel Tarnovetskiy	URS	8375
4,	Christian Plaziat	FRA	8307
5,	Christian Schenk	GDR	8304
6,	Simon Poelman	NZL	8296
7,	Alain Blondel	FRA	8178
8,	Aleksandr Nevskiy	URS	8174
9,	Daley Thompson	GBR	8124
10,	William Motti	FRA	8062
11,	Beat Gähwiler	SUI	8034
12,	Gary Kinder	USA	8030
13,	Rob Muzzio	USA	8017
14,	Michael Neugebauer	FRG	7733
15,	Mikael Olander	SWE	7696
16,	Veroslav Valenta	TCH	7574
17,	Lars Warming	DEN	7537
18,	Paul Hewlett	IVB	6474
19,	Tim Bright	USA	DNF (6525)
20,	Dave Steen	CAN	DNF (6340)
21,	Lee Fu-An	TPE	DNF (4068)
22,	Valter Külvet	URS	DNF (3996)
23,	Pedro da Silva	BRA	DNF (3790)
24,	Petri Keskitalo	FIN	DNF (3303)
25,	Marco Rossi	ITA	DNF (3160)
26,	Jürgen Hingsen	FRG	DNF (2591)
27,	Michael Smith	CAN	DNF (1591)
28,	Robert de Wit	NED	DNF (1524)

Thompson's nine-year unbeaten run as a decathlete ended when the Briton placed just ninth. Like 1983, Thompson suffered with injuries before the championships. This time, however, he had even less time to prepare and was only in front after the 100m. The lead then passed to the GDR's Voss, who remained on top for the entire contest. The high jump saw the end of Hingsen's hopes of improving on his Helsinki silver. The tall German was carrying an injury and withdrew. The end of the first day was marked by the torrential rain which poured on to the 400m runners. Voss led from Plaziat with Thompson third.

Wentz had the best start to the second day and was a solid second after the discus. Thompson, winning many admirers with his battle, was now fourth and dropping. Wentz – who himself was nursing an achilles problem – lost hope of catching Voss after the GDR athlete cleared 5.10 in the pole vault to open a massive 277-point lead with two events remaining. Tarnovetskiy moved into third spot after the javelin. The top three placings were unchanged by the 1500m.

Individual marks:

	100	LJ	SP	HJ	400	110h	DT	PV	JT	1500
Voss	10.69	7.88	14.98	2.10	47.96	14.13	43.96	5.10	58.02	4:25.93
Wentz	10.78	7.42w	15.57	1.98	48.48	14.06	47.36	4.70	65.28	4:33.70
Tarnovetskiy	11.01	7.43	15.32	2.07	49.22	14.86	47.66	4.90	58.60	4:23.96
Plaziat	10.80	7.76	14.70	2.10	49.63	14.64	44.92	4.80	53.08	4:27.72
Schenk	11.42	7.63	15.30	2.25	51.34	15.03	47.26	4.50	61.42	4:23.55
Poelman	10.83	7.46	15.57	2.04	50.07	14.45	44.28	4.80	58.90	4:28.08
Blondel	11.15	7.47	13.68	1.98	47.91	14.46	42.28	4.90	55.68	4:16.31
Nevskiy	11.13	7.45	15.33	2.04	50.01	15.01	46.42	4.70	60.56	4:29.69
Thompson	10.67	7.52	15.09	2.01	48.61	14.87	45.18	4.80	54.14	4:48.78
Motti	11.27	7.21	14.98	2.19	50.88	14.94	47.36	4.50	58.38	4:35.83
Gähwiler	11.29	7.20	14.59	1.92	49.54	14.83	43.24	4.80	63.28	4:20.87
Kinder	11.03	7.31	16.23	1.95	52.22	15.01	46.94	4.80	66.10	4:50.52
Muzzio	11.25	7.22	16.64	1.98	50.69	14.97	45.90	4.70	59.14	4:36.33
Neugebauer	11.02	7.36	12.94	2.07	51.85	14.43	39.70	4.40	56.28	4:33.32
Olander	11.40	6.72	14.94	1.95	51.36	16.32	46.76	4.60	70.94	4:39.63
Valenta	11.36	7.16	14.68	1.95	52.38	15.44	46.72	4.50	57.56	4:45.83

	100	LJ	SP	HJ	400	110h	DT	PV	JT	1500
Warming	11.12	7.25	12.85	1.95	50.42	14.67	40.94	4.60	44.36	4:29.53
Hewlett	11.25	6.43	11.59	1.83	52.14	15.96	32.88	3.80	45.46	4:38.40
Bright	11.23	7.26w	14.10	1.95	51.68	14.42	39.38	5.40	DNS	
Steen	11.17	7.47	12.84	1.95	49.59	15.73	40.18	5.00	DNS	
Lee	11.00	7.39	13.42	2.04	51.06	DNS				
Külvet	11.19	7.10	14.74	1.92	49.58	DNS				
da Silva	10.86	7.20	13.85	2.01	57.45	DNS				
Keskitalo	10.79	7.49	14.49	1.89	DNS					
Rossi	10.94	6.88	14.24	1.95	DNS					
Hingsen	11.26	7.67	15.33	NH	DNS					
Smith	11.14	6.78w	DNS							
de Wit	11.26	6.60	DNS							

Tokyo 1991

Final Standings (Aug 29/30)

1,	Dan O'Brien	USA	8812
2,	Michael Smith	CAN	8549
3,	Christian Schenk	GER	8394
4,	Róbert Zmélík	TCH	8379
5,	Petri Keskitalo	FIN	8318
6,	Simon Poelman	NZL	8267
7,	Eduard Hämäläinen	URS	8233
8,	Antonio Peñalver	ESP	8200
9,	Christian Plaziat	FRA	8122
10,	Thorsten Dauth	GER	8069
11,	Beat Gähwiler	SUI	8011
12,	Michael Kohnle	GER	8000
13,	Alain Blondel	FRA	7848
14,	Munehiro Kaneko	JPN	7672
15,	Paul Scott	AUS	7663
16,	Jan Trefny	SUI	7610
17,	Lars Warming	DEN	7529
18,	Saša Karan	YUG	7468
19,	Alper Kasapoğlu	TUR	7211
20,	Rob Muzzio	USA	7133
21,	Dave Johnson	USA	6378
22,	Marco Baffi	ITA	6209
23,	Mikhail Medved	URS	DNF (5869)
24,	Henrik Dagård	SWE	DNF (5663)
25,	Pedro da Silva	BRA	DNF (3929)
26,	Homelo Vi	TGA	DNF (2049)
27,	Dezso Szabó	HUN	DNF (847)
28,	Viktor Radchenko	URS	
29,	Anthony Brannen	GBR	
30,	Lee Fu-An	TPE	DNS

O'Brien established himself as favourite when he scored 8844w in the 1991 US Championships, just below Daley Thompson's world record of 8847. Any doubts about the 25 year-old American's ability to reproduce that form were swept away by his 100m performance: 10.41 into a headwind. The next quickest was 10.74. He increased his lead with a 7.90 long jump, though he had a no-jump well in excess of 8m. A personal best in the shot put followed, before great disappointment in the high jump, where O'Brien could go no higher than 1.91. This was well below his best of 2.13 and the points he lost in this event ultimately prevented him from breaking the world record. The American resumed his great form in the 400m when he ran a second quicker than ever, 46.53. The next quickest was Smith, 47.53. The Canadian was second after the first day, 68 points down on O'Brien.

Personal bests in the 110m hurdles and javelin, and a "win" in the pole vault, helped put O'Brien within striking distance of the world record before the 1500m. He fell five seconds short with a respectable 4:37.50. His total of 8812 was, however, the best legal mark ever with a new specification javelin. Smith smashed his Canadian record in second place, while Olympic Champion Schenk won a close battle for the bronze.

Individual marks:

	100	LJ	SP	HJ	400	110h	DT	PV	JT	1500
O'Brien	10.41	7.90	16.24	1.91	46.53	13.94	47.20	5.20	60.66	4:37.50
Smith	10.81	7.68	15.69	2.09	47.53	14.78	48.42	4.40	65.46	4:29.14
Schenk	11.37	7.55	15.77	2.18	50.10	15.26	45.98	4.90	61.98	4:22.58
Zmélík	10.85	7.84	13.42	2.00	49.48	14.07	44.04	5.00	57.80	4:21.24
Keskitalo	10.93	7.58	15.06	2.03	50.26	14.27	44.22	4.80	69.22	4:46.03
Poelman	10.82	7.32	15.88	2.06	50.10	14.63	45.06	5.00	56.56	4:36.36
Hämäläinen	10.99	7.34	15.16	2.09	49.28	14.51	45.48	4.90	55.64	4:36.85
Peñalver	11.17	7.32	16.52	2.03	50.00	15.38	50.66	4.50	63.08	4:32.95
Plaziat	10.88	7.28	13.87	2.09	48.72	14.38	44.30	4.90	48.62	4:29.98
Dauth	10.74	6.99	15.36	2.03	48.13	14.88	42.96	4.30	60.46	4:28.09
Gähwiler	11.27	7.13	13.86	1.88	49.18	14.73	44.36	4.80	60.36	4:11.82
Kohnle	10.90	7.52	14.47	2.03	49.63	14.57	42.28	4.70	58.68	4:51.98
Blondel	11.03	7.20	13.15	1.94	48.43	14.49	39.16	4.80	55.40	4:30.56
Kaneko	11.33	7.18	13.49	1.94	50.19	15.17	43.76	4.50	60.84	4:37.86
Scott	11.01	6.82	12.31	1.97	48.15	15.46	39.14	4.50	61.78	4:27.13
Trefny	11.41	6.59	13.93	1.91	49.31	15.00	41.36	4.30	60.84	4:16.95
Warming	11.28	6.90	13.28	1.85	48.84	15.02	42.06	4.40	53.02	4:21.79
Karan	11.32	6.79	13.06	1.94	49.53	15.37	47.16	4.20	52.38	4:30.03

	100	LJ	SP	HJ	400	110h	DT	PV	JT	1500
Kasapoğlu	11.14	6.85	12.62	1.94	50.90	15.50	40.90	4.40	48.22	4:41.62
Muzzio	11.41	6.80	16.62	1.97	51.42	15.33	50.06	4.70	56.00	DNF
Johnson	11.16	6.65	14.61	1.97	50.78	15.07	46.56	NM	68.08	DNF
Baffi	11.27	6.98	12.35	1.94	50.00	15.93	38.70	NM	39.44	4:54.15
Medved	11.25	7.26	16.17	2.00	50.33	14.96	49.94	NM	DNS	
Dagård	10.88	7.29	13.19	1.97	48.29	14.96	41.16	DNS		
da Silva	11.16	7.12	14.39	1.94	51.18	DNF	DNS			
Vi	11.34	6.15	NM	1.82	DQ	DNS				
Szabó	11.06	NM	DNS							

Stuttgart 1993

Final Standings (Aug 19/20)

1,	Dan O'Brien	USA	8817
2,	Eduard Hämäläinen	BLR	8724
3,	Paul Meier	GER	8548
4,	Christian Schenk	GER	8500
5,	Alain Blondel	FRA	8444
6,	Christian Plaziat	FRA	8398
7,	Steve Fritz	USA	8324
8,	Rob Muzzio	USA	8327
9,	Michael Kohnle	GER	8075
10,	Tomáš Dvořák	CZE	8032
11,	Petri Keskitalo	FIN	8000
12,	Indrek Kaseorg	EST	7911
13,	Henrik Dagård	SWE	7838
14,	Sebastien Levicq	FRA	7783
15,	Ramil Ganiyev	UZB	7734
16,	Ronald Blums	LAT	7734
17,	Sándor Munkácsi	HUN	7726
18,	Javier Brunet	ESP	7547
19,	Alex Kruger	GBR	7481
20,	Katsuhiko Matsuda	JPN	7140
21,	Menehiro Kaneko	JPN	6912
22,	Barry Walsh	IRL	6632
	Robert Robert Zmélík	CZE	DNF (3279)
	Dezső Szabó	HUN	DNF (3098)
	Michael Smith	CAN	DNF (863)

Once again O'Brien won with a brilliant score, but his winning margin was just 93 points over Hämäläinen, who became the seventh best scoring decathlete of all-time. The American's sprinting and long jumping on the first day were solid, but he was below his best in the shot and high jump, and ended the first day just four points in front of an inspired Meier.

Hämäläinen, fifth overnight, started day two sensationally with a world decathlon 110m hurdles best of 13.57. He followed this with personal bests in the next three events to come as close as 85 points to the leader. Meier fell back but stayed in medal contention.

The javelin saw O'Brien cushion his lead when he threw near to his best with 62.56. The Belarus record holder would have needed to beat O'Brien by 15 seconds in the 1500m. However, like O'Brien, Hämäläinen did not savour this event and clocked 4:39.24 to gain just four points on the American.

The decathletes all paid tribute to the crowds who followed this event with such great enthusiasm – 51,500 turned up for the first morning's events! "What a public," said the winner. "I wish we could have such a crowd back in the States."

Individual marks:

	100	LJ	SP	HJ	400	110h	DT	PV	JT	1500
O'Brien	10.57	7.99	15.41	2.03	47.46	14.08	47.92	5.20	62.56	4:40.08
Hämäläinen	10.72	7.05	15.49	2.09	47.64	13.57	49.26	5.30	61.88	4:39.34
Meier	10.57	7.57	15.45	2.15	47.73	14.63	45.72	4.60	61.22	4:32.05
Schenk	11.22	7.63	15.72	2.15	48.78	15.29	46.94	4.80	65.32	4:24.44
Blondel	10.94	7.20	14.06	1.94	48.12	14.40	45.74	5.40	62.22	4:19.89
Plaziat	10.80	7.50	14.47	2.09	47.91	14.36	41.74	5.00	56.96	4:26.31
Fritz	10.83	7.52	13.87	2.03	48.40	13.99	41.62	4.90	57.68	4:23.56
Muzzio	11.11	6.72	16.99	1.94	49.82	14.51	47.90	5.00	64.50	4:34.43
Kohnle	11.16	7.40	14.34	2.00	50.17	14.51	44.70	5.00	62.10	4:47.95
Dvořák	10.93	7.20	14.69	2.00	49.40	14.21	42.66	4.50	61.30	4:37.79
Keskitalo	11.03	7.30	14.85	1.94	50.76	14.66	43.26	5.00	63.92	4:49.48
Kaseorg	11.41	7.31	11.97	2.12	48.99	14.67	40.40	4.60	57.46	4:19.20
Dagård	10.95	7.05	14.44	1.76	48.38	14.61	42.72	4.70	64.78	4:44.09
Levicq	11.36	7.15	13.48	1.97	51.75	15.10	41.48	5.10	64.00	4:41.43
Ganiyev	11.09	7.26	14.07	2.03	49.80	14.64	39.78	5.10	43.00	4:45.15
Blums	11.32	7.15	12.96	1.97	50.55	14.67	39.12	5.00	57.16	4:33.59
Munkácsi	11.12	7.08	13.36	1.94	48.71	14.60	41.02	4.50	51.04	4:21.97
Brunet	11.16	6.88	12.13	2.15	49.09	14.62	37.86	4.60	49.14	4:46.72
Kruger	11.34	7.07	13.90	2.06	50.33	15.10	40.00	4.40	54.04	4:52.53
Matsuda	11.30	7.03	12.39	1.97	49.68	14.61	38.32	4.40	43.40	5:03.56
Kaneko	11.24	NM	13.25	2.00	49.60	14.52	45.08	4.70	57.78	4:55.28
Walsh	11.66	6.73	14.21	1.94	51.29	15.36	45.38	NM	55.52	4:42.59
Zmélík	10.78	7.41	13.21	1.97	DNS					
Szabó	11.02	7.01	13.16	1.94	DNS					
Smith	10.99	NM	DNS							

Gothenburg 1995

Final Standings (Aug 6/7)

1,	Dan O'Brien	USA	8695
2,	Eduard Hämäläinen	BLR	8489
3,	Michael Smith	CAN	8419
4,	Erki Nool	EST	8268
5,	Tomáš Dvořák	CZE	8236
6,	Christian Plaziat	FRA	8206
7,	Lev Lobodin	UKR	8196
8,	Chris Huffins	USA	8193
9,	Sébastien Levicq	FRA	8136
10,	Andrei Nazarov	EST	8088
11,	Indrek Kaseorg	EST	8042
12,	Alex Kruger	GBR	7993
13,	Simon Poelman	NZL	7969
14,	Robert Robert Zmélík	CZE	7963
15,	Jan Poděbradský	CZE	7961
16,	Henrik Dagård	SWE	7899
17,	Mirko Spada	SUI	7744
18,	Rolf Schläfli	SUI	7602
19,	Valeriy Belousov	RUS	7235
	Ramil Ganiyev	UZB	DNF (6518)
	Sebastian Chmara	POL	DNF (6209)
	Jon Arnar Magnusson	ISL	DNF (5662)
	Brian Brophy	USA	DNF (4937)
	Petri Keskitalo	FIN	DNF (4792w)
	Rojis Piziks	LAT	DNF (4637)
	Michael Kohnle	GER	DNF (3336)
	Thorsten Dauth	GER	DNF (3065)
	Antonio Peñalver	ESP	DNF (2498)
	Paul Meier	GER	DNF (2339)
	Alain Blondel	FRA	DNF (2282)

O'Brien was not at his best, but did not need to be in order to take his third world title. The American's first three events were poor, by his standards, and he was 107 points behind team-mate Huffins before the high jump. A win in that event took O'Brien into the lead which he held overnight. After the first day his score was 4528 from Huffins (4481) and Nool (4328). Fifth was Stuttgart runner-up Hämäläinen, who won the 400m with a personal best.

The Belarus decathlete continued to improve; his 110m hurdles run moved him into third place and he was second after the discus. Hämäläinen was 139 points behind O'Brien after seven events, but that was as close as he, or anyone would get. O'Brien produced an excellent vault (5.20) and came close to his javelin best with 62.90. He could afford to relax in the 1500m.

Smith, silver medallist in Tokyo, came through for the bronze after Nool lost ground in the 110m hurdles and discus throw.

Individual marks:

	100	LJ	SP	HJ	400	110h	DT	PV	JT	1500
O'Brien	10.57	7.55	14.82	2.13	47.81	13.78	46.92	5.20	62.90	4:52.52
Hämäläinen	10.90	7.31	15.71	1.95	47.05	13.73	49.96	5.10	55.88	4:41.01
Smith	10.93	7.13	16.78	1.98	48.11	14.53	50.84	4.80	64.46	4:43.06
Nool	10.71	7.83	13.55	1.98	48.22	15.21	40.40	5.40	62.70	4:48.35
Dvorak	11.09	7.48w	15.18	1.98	49.11	13.95w	43.36	4.60	62.98	4:31.31
Plaziat	10.93	7.27	14.29	2.04	48.60	14.12	42.76	5.00	55.30	4:32.33
Lobodin	10.93	7.20	15.72	2.04	48.92	13.98w	45.34	4.60	55.74	4:36.23
Huffins	10.34	7.85	14.46	1.98	48.10	14.25	43.80	4.60	57.38	5:03.48
Levicq	11.22	7.16	13.91	2.01	50.20	14.57	41.82	5.30	62.96	4:30.62
Nazarov	10.95	7.35w	13.34	2.07	49.46	14.23	43.42	4.80	58.94	4:41.39
Kaseorg	11.44	7.13	14.26	2.01	48.59	14.32	42.56	4.50	60.86	4:16.99
Kruger	11.19	7.14	14.43	2.10	50.08	14.82	42.98	4.80	57.30	4:33.28
Poelman	11.04	7.13	15.59	1.95	50.66	14.44	44.24	4.70	58.28	4:36.34
Zmélík	11.01	7.22	14.35	1.95	50.90	14.15	41.00	5.00	59.06	4:39.64
Poděbradský	10.75	6.99	13.53	1.83	46.90	14.21	40.98	4.70	50.96	4:12.52
Dagård	10.66	7.25	15.02	1.80	47.53	14.02	43.24	4.50	57.06	4:56.59
Spada	11.37	6.69	15.66	1.86	49.99	14.48	45.62	4.50	58.08	4:31.19
Schläfli	11.15	6.74	13.91	1.89	47.86	15.06	40.28	4.30	60.42	4:33.82
Belousov	11.21	7.04w	13.70	2.13	49.86	14.18	41.56	NM	62.42	4:33.55
Ganiyev	10.94	7.07	14.52	2.07	48.45	DQ	43.60	5.20	50.00	DNS
Chmara	11.53	7.30	14.03	2.07	DQ	14.68	40.04	4.80	49.16	DNS
Magnusson	10.72	7.29	14.64	1.89	DQ	14.14w	41.46	4.40	DNS	
Brophy	11.30	7.10w	15.07	2.04	49.90	DNF	49.08	DNS		
Keskitalo	11.05	7.57w	15.04	1.86	50.68	DQ	43.44	DNS		
Piziks	11.55	6.99	13.63	1.98	51.35	15.08	DNS			
Kohnle	11.24	7.49	15.35	1.98	DQ	DNS				
Dauth	11.10	6.72	15.16	1.86	DNS					
Peñalver	11.26	7.18w	15.77	DNS						
Meier	11.51	7.11	14.33	DNS						
Blondel	11.14	NM	13.88	1.92	DNS					

Athens 1997

Final Standings (Aug 5/6)

1,	Tomáš Dvořák	CZE	8837
2,	Eduard Hämäläinen	FIN	8730
3,	Frank Busemann	GER	8652
4,	Steve Fritz	USA	8463
5,	Ramil Ganiyev	UZB	8445
6,	Erki Nool	EST	8413

7,	Stefan Schmid	GER	8360
8,	Michael Smith	CAN	8307
9, Roman Šebrle CZE 8232; 10, Klaus Isekenmeier GER 8180; 11, Indrek Kaseorg EST 8140; 12, Philipp Huber SUI 8107; 13, Cédric Lopez FRA 8047; 14, Marcel Dost NED 8040; 15, Javier Benet ESP 7929; 16, Prodromos Korkizoglou GRE 7867; 17, Victor Houston BAR 7777; 18, Mario Anibal POR 7768; 19, Pierre-Alexandre Vial FRA 7708; 20, Oleg Veretelnikov UZB 7698; Chris Huffins USA DNF (7161); Jagan Hames AUS DNF (6026); Lev Lobodin RUS DNF (5762); Beniamino Poserina ITA DNF (5444); Robert Robert Zmélík CZE DNF (4931); Sebastian Chmara POL DNF (4389); Sébastien Levicq FRA DNF (3737); Jón Arnur Magnússon ISL DNF (3460); Jaime Peñas ESP DNF (3254); Shawn Wilbourn USA DNF (3190); Rojs Piziks LAT DNF (2995); Alper Kasapoğlu TUR DNF (2989); Doug Pirini NZL DNF (2482); Jack Rosendaal NED DNF (2251)			

With Dan O'Brien electing not to challenge for a fourth world title the scene was set for the crowning of the first new champion in a decade. The honour fell to Dvořák, and what a deserving successor he proved to be as he piled up history's fourth highest score of 8837. Tenth in 1993 and fifth in 1995, the Atlanta Olympic bronze medallist set personal bests in the 100m, shot and 400m on the first day but still trailed Huffins, 4548 to 4527, with Busemann (4446) and Hämaläinen (4435) next, the latter now representing Finland after twice finishing runner-up in this event for Belarus.

Dvořák took the lead at the start of day two thanks to a formidable hurdles personal best of 13.61 but Huffins regained the advantage with a much better discus mark. The pole vault saw another change as Hämaläinen went into a 64 point lead over Dvořák with Huffins now third, and three fouls in the javelin spelt the end of the American's hopes. The javelin was, however, the key to Dvořák's success; a lifetime best of 70.34 not only propelled him into a 96-point lead over Hämaläinen but a nine-event score of 8127 put him within sight of O'Brien's world record of 8891. He needed a 1500m time of 4:27.13 as against a pb of 4:29.69, but the Czech settled for 4:35.40. Had he not eased off he might have broken Daley Thompson's European record of 8847. Busemann finished a safe third with Fritz soaring from 13th to 4th on the second day.

Individual marks:

	100	LJ	SP	HJ	400	110h	DT	PV	JT	1500
Dvořák	10.60	7.64	16.32	2.00	47.56	13.61	45.16	5.00	70.34	4:35.40
Hämaläinen	10.81	7.56	15.71	1.97	46.71	13.74	50.50	5.20	59.82	4:37.10
Busemann	10.76	7.96	13.53	2.09	48.32	13.55	45.56	5.00	63.92	4:29.27
Fritz	10.96	7.30	14.41	2.00	48.70	14.08	48.88	5.00	65.24	4:31.14
Ganiyev	10.94	7.58	14.76	2.06	48.34	14.34	46.04	5.30	55.14	4:36.78
Nool	10.67	7.37	14.33	1.91	46.99	14.66	43.20	5.40	65.84	4:42.98
Schmid	10.93	7.58	14.58	1.97	48.14	14.49	44.38	5.00	67.46	4:43.20
Smith	11.04	7.25	17.54	2.03	49.67	14.68	47.80	4.80	65.58	4:54.99
Šebrle	10.91	7.71w	14.33	2.09	48.16	14.32	43.32	4.20	64.76	4:40.31
Isekenmeier	11.05	7.56	14.28	1.91	48.56	14.40	47.88	4.60	65.84	4:42.54
Kaseorg	11.39	7.16	13.87	2.03	48.66	14.49	41.64	4.90	63.34	4:20.82
Huber	11.08	7.18	14.29	1.85	48.00	14.65	44.88	5.00	58.22	4:20.90
Lopez	11.21	7.13	13.48	2.09	48.88	14.75	40.96	4.60	64.88	4:25.96
Dost	10.97	7.45	13.61	1.91	47.99	14.49	42.42	5.20	51.80	4:36.68
Benet	11.04	7.19	13.66	2.03	48.49	14.56	43.30	4.50	55.92	4:33.65
Korkizoglou	10.77	7.29	13.28	2.00	49.59	14.47	44.46	4.80	54.94	4:58.44
Houston	10.72	7.57	12.82	2.03	47.91	13.92	33.56	3.50	62.10	4:32.30
Anibal	11.09	7.03w	14.57	2.03	49.73	15.28	44.28	4.60	53.70	4:39.65
Vial	11.02	7.11	13.35	1.88	48.87	14.83	43.26	4.80	53.70	4:42.29
Veretelnikov	11.10	7.32	13.93	1.85	48.85	15.39	39.70	4.40	60.28	4:25.68
Huffins	10.39	7.85	15.28	2.06	49.05	14.04	49.22	4.60	NM	DNS
Hames	11.11	7.27	14.08	2.24	49.92	14.36	46.68	DNS		
Lobodin	11.07	7.07	15.00	1.94	49.02	14.38	44.78	DNS		
Poserina	11.10	6.93	14.04	1.91	49.99	14.56	48.42	DNS		
Zmélík	10.84	7.28	14.38	1.97	49.39	DNF	DNS			
Chmara	11.17	7.56	15.21	2.12	48.24	DNS				
Levicq	11.25	7.01	13.58	1.94	53.43	DNS				
Magnússon	10.61	7.42	15.05	2.00	DNS					
Peñas	11.08	7.16	15.33	1.94	DNS					
Wilbourn	10.88	6.94	14.85	1.91	DNS					
Piziks	11.77	6.79	14.05	2.00	DNS					
Kasapoğlu	11.28	6.91	13.99	1.85	DNS					
Pirini	10.93	7.17	14.38	NH	DNS					
Rosendaal	11.27	6.94	12.73	DNS						

Seville 1999

Final Standings (Aug 24/25)

1,	Tomáš Dvořák	CZE	8744
2,	Dean Macey	GBR	8556
3,	Chris Huffins	USA	8547

4,	Sébastien Levicq	FRA	8524
5,	Lev Lobodin	RUS	8494
6,	Wilfrid Boulineau	FRA	8154
7,	Henrik Dagård	SWE	8150
8,	Dan Steele	USA	8130

9, David Mewes GER 8089; 10, Attila Zsvivótzky HUN 8019; 11, Oleg Veretelnikov UZB 7853; 12, Indrek Kaseorg EST 7851; 13, Pródromos Korkizoglou GRE 7850; 14, Erki Nool EST 7568; 15, Aki Heikkinen FIN 7536; 16, Francisco Javier Benet ESP 7529; Tom Pappas USA DNF (5895); Chiel Warners NED DNF (5829); Trond Høiby NOR DNF (5506); Roman Šebrle CZE DNF (4621); Klaus Isekenmeier GER DNF (3183); Benjamin Jensen NOR DNF (2391); Thomas Tebbich AUT DNF (2387); Frank Busemann GER DNF (1850); Jón Arnur Magnússon ISL DNF (874)

Defending champion Dvořák started brilliantly with his second fastest 100m and a long jump personal best, but he fell behind his corresponding world record marks in the shot, high jump and 400m to end the day with 4582 as against 4645 during his 8994 score the previous month. The revelation was Britain's 21 year-old Macey, whose personal best had leapt in May from 7480 (when second in the 1996 World Juniors) to 8347. Finishing with a 46.72 400m, astonishing for a man whose best before May was 50.41, he achieved a first day score of 4546 (114 up on his previous highest) for second, ahead of Huffins 4462, Nool 4416 and Lobodin 4356.

Dvořák increased his lead to 113 after a snappy hurdles but Macey was still on a roll as he improved to 14.36. Huffins overtook Macey for second following the discus, and despite overcoming a broken pole and yet raising his best to 4.60 the Briton was back to fourth after eight events. Dvořák, well below form in the vault, led with 7172 but Huffins was close at 7148, followed by Lobodin 7075 and Macey 7008. European Champion Nool failed his opening height. Dvořák scored big points in the javelin, while Macey – reduced to one attempt because of an elbow injury – threw a personal best. Scores after nine events: Dvořák 8063, Huffins 7951, Macey 7807, Lobodin 7785, Levicq 7758. Dvořák's title was safe but the 1500 would decide the other medals. Macey produced yet another pb and jumped to second. Huffins held on to third ahead of Levicq who rose 10 places with an exceptional second day score of 4380, the highest ever such total at a World Championships.

Individual marks:

	100	LJ	SP	HJ	400	110h	DT	PV	JT	1500
Dvořák	10.60	7.98	16.49	2.00	48.42	13.75	46.26	4.60	70.11	4:39.87
Macey	10.69	7.48	15.14	2.12	46.72	14.35	43.78	4.60	64.03	4:29.31
Huffins	10.43	7.67	15.67	2.00	49.04	13.98	49.48	4.80	64.35	4:53.83
Levicq	11.05	7.52	14.22	2.00	50.13	14.48	44.65	5.50	69.01	4:26.81
Lobodin	10.80	7.40	16.13	2.03	49.23	14.04	47.04	5.10	58.13	4:35.50
Boulineau	11.02	7.35	13.52	2.03	49.75	14.57	43.43	4.80	63.61	4:26.74
Dagård	10.77	7.06	14.95	1.97	47.88	14.35	42.35	4.80	64.77	4:47.99
Steele	10.84	6.75	14.12	1.91	47.04	14.50	50.35	4.50	65.50	4:38.03
Mewes	11.25	7.43	14.87	2.03	49.87	14.63	44.49	4.60	63.04	4:35.97
Zsvivótzky	11.22	7.05	14.05	2.12	48.56	15.24	42.64	4.60	60.36	4:24.59
Veretelnikov	10.98	7.10	13.85	1.85	48.92	14.89	42.12	4.60	64.43	4:32.18
Kaseorg	11.34	7.03	14.03	1.91	49.28	14.56	43.30	4.80	64.38	4:44.07
Korkizoglou	10.68	7.08	14.73	2.03	49.10	14.44	43.16	4.90	54.97	5:23.02
Nool	10.72	7.85	14.23	1.97	47.13	14.47	43.12	NH	70.22	4:50.52
Heikkinen	11.16	7.07	13.98	1.94	49.79	14.94	36.60	4.40	67.75	5:03.12
Benet	10.93	7.22	13.96	2.00	48.18	14.07	44.30	4.90	61.52	DNF
Pappas	11.24	7.19	14.31	2.12	48.95	14.16	44.08	NH	DNS	
Warners	10.76	7.47	14.34	2.03	47.71	15.02	38.65	DNS		
Høiby	11.31	6.85	14.52	2.03	50.11	DQ	43.88	4.60	NM	DNS
Šebrle	10.93	7.65	14.44	2.03	48.08	DNF	20.51	DNS		
Isekenmeier	11.16	7.20	15.16	1.88	DNS					
Jensen	10.88	7.00	13.35	NH						
Tebich	10.90	6.85	13.96	DNS						
Busemann	10.87	7.60	DNS							
Magnússon	10.94	DNS								

Edmonton 2001

Final Standings (Aug 6/7)

1,	Tomáš Dvořák	CZE	8902
2,	Erki Nool	EST	8815
3,	Dean Macey	GBR	8603
4,	Attila Zsvivótzky	HUN	8371

5,	Lev Lobodin	RUS	8352
6,	Jiří Ryba	CZE	8332
7,	Stefan Schmid	GER	8307
8,	Laurent Hernu	FRA	8280

9, Aleksandr Yurkov UKR 8264; 10, Roman Šebrle CZE 8174; 11, Mike Nolan CAN 8169; 12, Mario Anibal POR 8155; 13, Zsolt Kürtösi HUN 8097; 14, Benjamin Jensen NOR 8090; 15, Phil McMullen USA 8079; 16, Chiel Warners NED 7916; 17, Kip Janvrin USA 7905; Sebastian Knabe GER DNF (6394); Bryan Clay USA DNF (5725); Jón Arnar Magnússon ISL DNF (2933); Klaus Ambrosch AUT DNF (2253); Eduard Hämäläinen FIN DNF (1692)

In May 2001 in Götzis, Šebrle had raised the world record score to an historic 9026. Sadly, he arrived in Edmonton with injuries to his calf and groin and was never in the hunt for medals. However, the gold stayed in Czech hands because Dvořák again produced his best form at the World Championships.

Dvořák had a great start, placing a close second to Nool in the 100m then winning the long jump (pb 8.07) and shot. Seville runner-up Macey won the high jump (pb 2.15) and then had a terrific duel with Nool in his 400m race. Both smashed their previous bests with the Briton winning 46.21 to 46.23. Macey led by one point overnight, but that advantage was swept aside by Dvořák's 13.80 hurdles win which put him close to the pace required for a world record score. Nool overtook Macey thanks to a 5.40 pole vault, and the Briton lost further ground in the javelin, where he was hampered by a sore arm. Dvořák vaulted a personal best and won the javelin, but a world record score was out of range before the 1500m. However, the placings of him, Nool and Macey were never likely to be affected by the final event, in which Dvořák had a cushion of almost 20 seconds.

Individual marks:

	100	LJ	SP	HJ	400	110h	DT	PV	JT	1500
Dvořák	10.62	8.07	16.57	2.00	47.74	13.80	45.51	5.00	68.53	4:35.13
Nool	10.60	7.63	14.90	2.03	46.23	14.40	43.40	5.40	67.01	4:29.58
Macey	10.72	7.59	15.41	2.15	46.21	14.34	46.96	4.70	54.61	4:29.05
Zsivoczky	10.97	6.99	14.65	2.18	48.86	15.19	47.23	4.90	62.43	4:23.23
Lobodin	10.74	7.15	16.16	2.03	48.78	14.42	44.95	5.10	54.68	4:31.77
Ryba	11.14	7.17	13.76	2.09	48.76	14.33	47.40	5.10	56.04	4:20.66
Schmid	10.87	7.43	13.55	1.97	47.86	14.57	43.16	5.10	65.13	4:33.98
Hernu	10.97	7.31	14.43	2.03	49.31	14.01	43.93	5.10	59.90	4:37.41
Yurkov	10.93	7.37	15.15	1.97	49.45	14.41	48.10	5.00	58.63	4:38.43
Šebrle	10.91	7.67	15.43	2.00	48.18	16.97	47.41	4.60	65.75	4:31.04
Nolan	11.29	6.98	15.17	1.97	49.86	14.86	50.30	4.90	64.57	4:31.44
Anibal	10.84	7.11	15.35	2.00	48.46	14.45	44.22	5.00	53.23	4:36.64
Kürtösi	11.03	7.17	15.34	2.06	48.68	14.50	45.20	4.70	58.87	4:49.61
Jensen	10.79	7.08	14.47	1.88	48.27	14.22	39.89	5.30	56.51	4:36.45
McMullen	11.39	6.94	15.12	1.97	49.08	15.09	48.85	5.10	53.50	4:20.84
Warners	10.90	7.48	14.47	1.94	48.28	14.36	44.93	4.30	55.89	4:48.33
Janvrin	11.17	6.72	13.45	1.88	48.26	14.77	43.39	5.00	57.96	4:19.26
Knabe	10.90	7.47	14.45	1.97	48.19	DNF	44.36	4.70	49.37	DNS
Clay	10.73	7.20	12.79	1.94	49.64	14.53	46.63	NM		
Magnússon	11.01	5.83	14.78	1.94	DNS					
Ambrosch	11.07	NM	14.16	1.85	DNS					
Hämäläinen	11.06	7.13	NM							

Paris 2003

Final Standings (Aug 26/27)

1,	Tom Pappas	USA	8750
2,	Roman Šebrle	CZE	8634
3,	Dmitriy Karpov	KAZ	8374
4,	Tomáš Dvořák	CZE	8242
5,	Laurent Hernu	FRA	8218
6,	Lev Lobodin	RUS	8198
7,	Qi Haifeng	CHN	8126
8,	André Niklaus	GER	8020

9, Claston Bernard JAM 8000; 10, Vitaliy Smirnov UZB 7897; 11, Chiel Warners NED 7753; 12, Paul Terek USA 7503; Aleksandr Pogorelov RUS DNF (6722); Paolo Casarsa ITA DNF (5249); Attila Zsivoczky HUN DNF (4009); Bryan Clay USA DNF (3529); Kristjan Rahnu EST DNF (3351); Hamdi Dhouibi TUN DNF (2378); Erki Nool EST DNF (2340); Jón Arnar Magnússon ISL DNF (2263)

A new decathlon star emerged in the shape of Karpov. The 22 year-old from Kazakhstan dominated the first day with four personal bests and wins in both jumps and the 400m. Overnight he led on 4599 points from Pappas 4546 and Šebrle 4423. Defending Champion Dvořák was below his best in sixth place.

Karpov continued his progress with another win in the hurdles, then he extended his lead over Pappas in the discus. Statisticians predicted that the Kazak would struggle to hold on to first place because his pole vault and javelin bests were weak. Indeed, Karpov went out after 4.40 in the vault whereas Šebrle cleared 4.80 and Pappas 5.10. The American thus turned a 67-point deficit into a lead of 53 points. In spite of a sore shoulder, Pappas extended his lead to 179 points in the javelin, where Karpov was last at 47.53. Šebrle also moved ahead of Karpov even though he fouled a massive throw in the region of 73m. Going into the 1500m, it was fairly certain that the order of the top three would be unchanged, provided Pappas could stay reasonably near to Šebrle. He did so with a personal best of 4:44.31.

The second American Terek was disqualified in the 110m hurdles for a trailing leg. Had his performance stood, he would have placed fourth overall at 8253 points.

Individual marks:

	100	LJ	SP	HJ	400	110h	DT	PV	JT	1500
Pappas	10.80	7.62	16.11	2.09	47.58	13.99	46.94	5.10	65.90	4:44.31
Šebrle	11.00	7.64	15.47	2.06	47.90	14.25	47.47	4.80	69.79	4:34.45
Karpov	10.72	7.75	15.51	2.12	47.33	13.95	47.38	4.40	47.53	4:37.70
Dvořák	11.03	7.28	15.95	1.94	50.04	14.15	45.47	4.50	67.10	4:27.63
Hernu	11.20	7.22	13.99	2.03	48.95	14.15	46.13	4.90	59.63	4:28.38
Lobodin	10.99	7.08	15.43	1.97	49.54	14.36	48.36	5.00	56.50	4:34.63
Qi	11.30	7.39	12.85	2.00	48.73	14.40	46.72	4.80	59.98	4:25.40
Niklaus	11.19	7.21	13.87	1.97	49.95	14.50	42.68	5.10	57.55	4:28.84
Bernard	10.91	7.22	15.39	2.03	49.31	14.76	43.47	4.30	59.47	4:34.49
Smirnov	11.10	6.98	13.89	1.97	48.98	14.98	42.70	4.50	62.69	4:24.68
Warners	10.95	7.55	14.13	1.91	48.94	14.72	41.49	4.50	54.87	4:51.35
Terek	10.99	7.14	15.30	2.03	48.75	DQ (15.85)	45.72	5.30	61.14	4:30.77
Pogorelov	11.16	7.22	15.21	2.06	50.49	14.28	44.59	4.90	DNS	
Casarsa	11.46	6.69	14.57	1.94	51.63	14.54	36.21	NH	DNS	
Zsivoczky	11.32	6.76	14.35	2.09	49.79	DNS				
Clay	10.50	7.70	15.05	1.97	DNF	DNS				
Rahnu	10.85	7.18	15.55	1.97	DQ (51.19)	DNS				
Dhouibi	10.83	6.96	13.13	DNS						
Nool	11.09	6.78	14.14	DNS						
Magnússon	11.11	6.15	15.29	DNS						

Helsinki 2005

Final Standings (Aug 9/10)

1,	Bryan Clay	USA	8732
2,	Roman Šebrle	CZE	8521
3,	Attila Zsivoczky	HUN	8385
4,	André Niklaus	GER	8316
5,	Aleksandr Pogorelov	RUS	8246
6,	Kristjan Rahnu	EST	8223
7,	Romain Barras	FRA	8087
8,	Tomáš Dvořák	CZE	8068

9, Jaakko Ojaniemi FIN 8042; 10, Aleksey Drozdov RUS 8038; 11, Hamdi Dhouibi TUN 8023; 12, Mikk Pahapill EST 8003; 13, Paul Terek USA 7921; 14, Frédéric Xhonneux BEL 7616; 15, Roland Schwarzl AUT 7549; 16, Oscar González ESP 7526; 17, Phil McMullen USA 6832; Aleksey Sysoyev RUS DNF (5672); Eugène Martineau NED DNF (5364); Qi Haifeng CHN DNF (3233); Claston Bernard JAM DNF (2384); Maurice Smith JAM DNF (1757); Benjamin Jensen NOR DNF (852); Dmitriy Karpov KAZ DNF (0); Vitaliy Smirnov UZB DNF (0)

There had been just 73 points between Šebrle and Clay in their classic duel in Athens in 2004, and for much of this event the result was in doubt. Curiously the two were drawn in separate heats of the 100m, which helped Clay, as he ran 10.43 with a 3.4 following wind, while the Czech managed 10.91 with +1.2. Šebrle closed the gap to 31 points by outjumping Clay 7.86 to 7.54. Clay then improved his shot best by almost a metre in reaching 16.25, excellent throwing for someone weighing less than 80kg, but still lost ground to Šebrle. The bad weather disrupted the high jump, but Šebrle went into the lead (3634) with 2.06 ahead of Clay (3607), with Pogorelov (3556), Rahnu (3523) and Zsivoczky (3482) trailing. Clay's lifetime best of 47.78 in the 400m lifted him ahead of Šebrle overnight by 14 points, 4527 to 4513.

Day two belonged to Clay, with the discus key amongst the events, as his 53.68 gave him a surplus of 142 points over Šebrle's 46.85. Clay gained an additional 21 points in total over the last three events, but suspense related only to the name of the bronze medal winner. Rahnu and Pogorelov both held third place during day two until the 1500m,

when both men lost nearly 200 points to Zsivoczky's 4:32.17, and Niklaus also lifted himself well past Pogorelov and Rahnu. Dvořák's eighth place was the seventh time that the three-time winner had placed in the top 10 of the World Championship.

Individual marks:

	100	LJ	SP	HJ	400	110h	DT	PV	JT	1500
Clay	10.43	7.54	16.25	2.00	47.78	14.43	53.68	4.90	72.00	5:03.77
Šebrle	10.91	7.86	16.29	2.06	48.62	14.71	46.85	4.80	63.21	4:39.54
Zsivoczky	10.90	7.03	15.72	2.15	49.29	15.15	49.58	4.80	63.02	4:32.17
Niklaus	11.04	7.20	14.24	2.03	49.42	14.78	46.13	5.30	61.74	4:28.93
Pogorelov	10.86	7.49	15.90	2.09	50.58	14.45	46.68	5.00	59.79	5:03.62
Rahnu	10.59	7.36	15.79	2.03	48.58	14.87	47.13	4.70	61.65	4:59.73
Barras	11.15	7.35	14.62	1.94	48.63	14.65	44.24	4.80	60.39	4:31.94
Dvořák	10.94	7.31	15.95	2.00	50.34	14.81	45.69	4.20	64.89	4:34.24
Ojamniemi	10.67	7.57	14.95	1.91	50.29	15.04	42.41	4.50	66.27	4:38.18
Drozdzov	11.07	7.24	15.43	2.06	51.11	15.67	50.13	4.50	63.67	4:38.96
Dhouibi	10.67	7.43	12.85	1.94	47.04	14.56	41.17	4.80	52.83	4:31.24
Pahapill	11.06	7.27	15.36	2.06	51.44	15.37	45.81	4.80	63.53	4:48.26
Terek	10.83	7.16	14.31	1.97	48.85	15.83	44.65	5.00	54.46	4:36.59
Xhonneux	11.28	7.21	12.92	2.03	49.04	15.75	38.62	4.70	50.18	4:22.71
Schwarzl	11.06	7.10	13.73	1.82	50.81	14.90	45.56	4.90	50.67	4:51.25
González	11.07	7.20	13.63	2.00	49.71	14.96	37.03	4.60	45.54	4:35.25
McMullen	11.47	6.65	15.01	1.94	50.21	15.58	49.28	NH	53.35	4:33.38
Sysoyev	10.72	6.32	15.75	2.06	50.46	15.49	47.13	NH	DNS	
Martineau	11.22	7.15	13.31	2.00	50.45	15.85	40.23	NH	DNS	
Qi	10.92	7.18	13.45	2.00	DNS					
Bernard	10.79	6.80	13.68	DNS						
Smith	10.81	7.17	NM	DNS						
Jensen	11.04	NM	DNS							
Karpov	DQ	DNS								
Smirnov	18.28	DNS								

Individual marks:

	100	LJ	SP	HJ	400	110h	DT	PV	JT	1500
Šebrle	11.04	7.56	15.92	2.12	48.80	14.33	48.75	4.80	71.18	4:35.32
Smith	10.62	7.50	17.32	1.97	47.48	13.91	52.36	4.80	53.61	4:33.52
Karpov	10.70	7.19	16.08	2.06	47.44	14.03	48.95	5.00	59.84	4:39.68
Drozdzov	10.97	7.25	16.49	2.12	50.00	14.76	48.62	5.00	63.51	4:36.93
Niklaus	11.12	7.42	14.12	2.06	49.40	14.51	44.48	5.30	63.28	4:32.50
Sysoyev	10.80	7.01	16.16	2.03	48.42	14.59	49.76	4.90	57.75	4:36.16
Barras	11.36	7.13	15.03	2.00	49.32	14.36	44.51	5.00	65.74	4:25.75
García	10.73	7.15	14.94	2.09	49.25	14.08	42.91	4.70	68.74	4:55.42
Abele	10.87	7.17	13.58	2.00	48.58	13.92	41.28	4.70	65.24	4:21.69
Terek	10.95	7.26	14.81	2.00	49.34	15.10	44.81	5.20	55.96	4:37.38
van Alphen	11.11	7.35	14.67	1.88	48.52	14.77	44.30	4.30	65.71	4:22.50
Zsivoczky	11.44	7.00	15.13	2.09	50.58	14.82	46.80	4.80	59.63	4:35.55
Arnold	11.14	6.86	14.73	2.06	49.02	14.72	43.70	5.10	56.01	4:43.58
Parkhomenko	11.29	6.92	15.98	1.94	51.16	14.93	44.86	4.70	69.14	4:34.63
Gourmet	10.67	7.15	13.74	1.85	47.98	15.02	39.87	5.00	57.73	4:25.51
Raja	10.92	7.42	14.26	1.85	48.89	14.51	37.07	4.70	60.34	4:45.83
Félix	11.17	7.12	13.29	2.03	52.08	14.75	43.67	5.00	56.69	4:48.27
Juantorena	11.13	7.43	13.54	2.08	50.37	14.97	41.69	4.20	56.28	4:50.69
Tanaka	11.05	6.78	11.92	1.88	48.59	15.53	41.65	5.10	59.59	4:40.04
Karas	11.12	7.44	13.23	1.94	50.60	15.17	45.58	4.40	49.28	4:31.21
Kim	11.29	7.12	12.83	1.91	48.99	14.89	36.23	4.80	44.79	4:16.16
Müller	10.90	7.44	15.18	1.97	47.58	14.71	40.99	NH	58.93	4:30.38
Uldal	11.21	6.93	13.65	1.82	50.70	27.24	45.31	4.50	61.63	4:44.91
Dhouibi	10.93	7.05	13.40	1.82	47.59	14.49	44.37	4.70	NM	
Chinin	10.83	7.26	12.72	2.03	48.18	14.50	38.06	NH		
Pappas	10.96	7.44	16.31	2.03	49.22	14.84	DNS			
Martineau	11.25	7.13	13.69	2.00	50.38	DNS				
Clay	10.44	7.65	15.51	1.97	DNS					
Kravchenko	DQ	7.58	DNS							
Smirnov	DNF									

Osaka 2007**Final Standings (Aug 31/Sep 1)**

1,	Roman Šebrle	CZE	8676
2,	Maurice Smith	JAM	8644
3,	Dmitriy Karpov	KAZ	8586
4,	Aleksey Drozdov	RUS	8475
5,	André Niklaus	GER	8371
6,	Aleksey Sysoyev	RUS	8357
7,	Romain Barras	FRA	8262
8,	Yordani García	CUB	8257
9,	Arthur Abele	GER	8243
10,	Paul Terek	USA	8120
11,	Hans van Alphen	BEL	8034
12,	Attila Zsivoczky	HUN	8017
13,	Jake Arnold	USA	8004
14,	Aleksandr Parkhomenko	BLR	7984
15,	François Gourmet	BEL	7974
16,	Andres Raja	EST	7794
17,	Agustín Félix	ESP	7749
18,	Alberto Juantorena	CUB	7657
19,	Hiromasa Tanaka	JPN	7629
20,	Josef Karas	CZE	7625
21,	Kim Kun-Woo	KOR	7531
22,	Norman Müller	GER	7344
23,	Hans Olav Uldal	NOR	6698
	Hamdi Dhouibi	TUN	DNF (6452)
	Carlos Eduardo Chinin	BRA	DNF (5692)
	Tom Pappas	USA	DNF (5221)
	Eugene Martineau	NED	DNF (3960)
	Bryan Clay	USA	DNF (3558)
	Andrey Kravchenko	BLR	DNF (955)
	Vitaliy Smirnov	UZB	DNF (0)

Clay, Šebrle, and newcomer Kravchenko were expected to battle for the medals, but while Clay started excellently in defense of his title, running 10.44, the Belarusian suffered a disaster. Clearly unaware of the rule change whereby decathletes were no longer allowed two false starts, the shell-shocked Kravchenko was ejected from the competition after breaking twice in his 100m heat.

The first event was won impressively by the American in 10.44. Clay extended his lead after two events to 79 points over Smith, after another victory at 7.65. Kravchenko showed what might have been with a 7.58 jump before withdrawing. Šebrle cleared 7.56 and moved from 15th to fourth. While Clay threw a good 15.92 in the shot, he was overtaken by Smith who reached a magnificent 17.32. Just 32 points separated Smith, Šebrle (who jumped 2.12) and Clay after the high jump, but Clay had to withdraw injured while attempting 2.00.

Smith continued to compete well, and by the time the javelin began he had scored 7280, with Šebrle in third place with 7059, behind Karpov. The Czech then threw 71.18, almost 18m better than the Jamaican to gain 265 points on Smith and take a lead of 44. Šebrle stayed within two seconds of Smith in the 1500m to win by 32 points from the Jamaican's national record 8644. Behind the two principals, Karpov had a seasonal best of 8586 to head off Drozdov's lifetime best of 8475.

X**Berlin 2009****Final Standings (Aug 19/20)**

1,	Trey Hardee	USA	8790
2,	Leonel Suárez	CUB	8640
3,	Aleksey Kasyanov	UKR	8479
4,	Aleksey Sysoyev	RUS	8454
5,	Pascal Behrenbruch	GER	8439
6,	Nicklas Wiberg	SWE	8406
7,	Yordani García	CUB	8387
8,	Yunior Díaz	CUB	8357
9,	Andrey Kravchenko	BLR	8281
10,	Roman Šebrle	CZE	8266
11,	Romain Barras	FRA	8204
12,	Larbi Bouraada	ALG	8171
13,	Willem Coertzen	RSA	8146
14,	Andres Raja	EST	8119
15,	Norman Müller	GER	8096
16,	Vasily Khariamov	RUS	8065
17,	Ashton Eaton	USA	8061
18,	Eugene Martineau	NED	8055
19,	Ingmar Vos	NED	8009
20,	Dmitriy Karpov	KAZ	7952
21,	Nadir El Fassi	FRA	7922
22,	Brent Newdick	NZL	7915
23,	Jake Arnold	USA	7837
24,	Daniel Almgren	SWE	7803
25,	Daisuke Ikeda	JPN	7788
26,	Moritz Cleve	GER	7777
27,	Yevgen Nikitin	UKR	7710
28,	Mateo Sossah	FRA	7682
29,	Simon Walter	SUI	7649
30,	Attila Szabó	HUN	7610
31,	Agustín Félix	ESP	7539
32,	Mikk-Mihkel Arro	EST	7528
33,	Atis Vaisjūns	LAT	7507
	Eelco Sintnicolaas	NED	DNF (2993)
	Mikk Pahapill	EST	DNF (1610)
	Roland Schwarzl	AUT	DNF (713)
	Maurice Smith	JAM	DNF (0)
	Aleksandr Pogorelov	RUS	DQ (ADr10.8) (8528)

The pre-season favourite had been Bryan Clay, but the reigning World and Olympic Champion was injured. His replacement as the US number one, Hardee, literally led from the gun, winning the 100m in 10.45, and followed this with personal bests in the long jump and shot put. Hardee led by just 25 points from Kasyanov at this point, but then the Ukrainian outjumped Hardee 2.05 to 1.99, and then ran 47.85 to Hardee's 48.13. So Kasyanov led the end of a day which finished at 22:30, with 4555 to 4512 of Díaz and Hardee 4511. Díaz's performance had featured an excellent 46.15 in the 400m, a World Championship record for the decathlon at the time.

Hardee began the second day with 13.86 when no-one else was quicker than 14.08. That put him back in the lead for good. By the time the last event began, the American was 264 points ahead of Pogorelov with 8165, thanks to a 5.20 vault and a personal best by nearly four metres in the javelin (68.00). Kasyanov, conversely, had slipped to seventh. In the 1500m, Hardee preserved 150 points of his advantage, losing 21 seconds to Suárez, who climbed from sixth to second in the last two events which featured a World Championship decathlon javelin best by him of 75.19.

Pogorelov held on for bronze while Kasyanov climbed from seventh to fourth after a strong run in the second 1500m heat. That effort was ultimately rewarded with a bronze medal (Ukraine's only one from Berlin), when the Russian was disqualified in 2018. A re-test of his doping sample from the 2008 Beijing Olympics proved positive. His punishment included the annulment of all his results from then and for the next two years.

Individual marks:

	100	LJ	SP	HJ	400	110h	DT	PV	JT	1500
Hardee	10.45	7.83	15.33	1.99	48.13	13.86	48.08	5.20	68.00	4:58.91
Suárez	11.13	7.24	15.20	2.11	48.00	14.45	44.71	5.00	75.19	4:27.25
Kasyanov	10.63	7.80	15.72	2.05	47.85	14.44	46.70	4.80	49.00	4:24.52
Sysoyev	10.85	6.87	16.17	2.02	49.32	14.97	53.03	5.10	64.55	4:34.97
Behrenbruch	10.92	7.09	15.77	2.02	48.72	14.24	48.06	4.80	69.72	4:39.45
Wiberg	10.96	7.25	14.99	2.05	48.73	14.75	42.28	4.50	75.02	4:17.05
García	10.60	7.05	15.15	2.08	48.34	14.08	44.40	4.70	69.37	4:49.45
Díaz	10.66	7.72	14.54	2.02	46.15	14.56	43.52	4.60	60.09	4:40.58
Kravchenko	11.18	7.62	13.96	2.11	48.77	14.13	42.24	4.90	60.71	4:37.77
Sebrle	11.16	7.80	14.98	2.11	50.42	14.44	46.30	4.60	65.61	4:50.33
Barras	11.14	7.04	14.78	1.99	49.66	14.27	45.62	5.00	61.24	4:27.04
Bouraada	10.68	7.35	12.30	2.05	48.58	14.57	37.83	4.70	62.53	4:12.15
Coertzen	10.89	7.32	13.16	2.02	48.63	14.26	42.40	4.60	65.46	4:32.57
Raja	10.82	7.38	14.55	1.99	49.00	14.22	42.75	4.80	57.73	4:40.73
Müller	11.01	7.35	14.93	1.99	48.20	14.59	41.21	4.80	57.40	4:33.02
Kharlamov	11.22	7.38	14.95	1.93	49.44	14.83	46.24	5.00	59.93	4:41.54
Eaton	10.53	7.85	12.26	2.02	47.75	14.28	37.15	5.00	50.87	4:45.03
Martineau	11.18	7.41	12.66	1.99	50.26	14.91	44.94	4.80	70.14	4:35.27
Vos	10.90	7.21	13.78	2.02	49.99	14.51	42.39	4.40	64.27	4:28.51
Karpov	11.02	6.86	15.27	2.05	49.45	14.46	48.93	4.80	51.38	4:53.61
El Fassi	11.12	7.26	13.62	1.99	51.35	14.90	42.25	4.80	57.65	4:16.51
Newdick	11.11	7.42	14.35	1.99	50.10	14.82	43.60	4.80	51.52	4:30.57
Arnold	11.01	6.73	13.97	1.96	49.07	14.40	43.23	4.70	57.37	4:35.93
Almgren	10.92	7.29	13.43	1.99	47.68	15.14	34.33	4.30	56.69	4:13.47
Ikeda	11.16	7.09	13.43	1.87	49.28	14.90	39.72	4.60	63.73	4:22.39
Cleve	11.06	7.27	14.12	1.87	49.17	14.54	39.62	4.60	54.26	4:25.96
Nikitin	11.05	6.92	14.69	1.93	49.50	14.87	42.71	4.60	54.73	4:40.12
Sossah	11.57	7.04	11.97	2.05	49.60	14.83	41.25	4.40	59.67	4:20.40
Walter	11.05	7.21	12.80	1.93	49.67	14.83	42.48	5.00	54.91	5:01.12
Szabó	11.15	7.09	13.92	1.84	49.79	14.65	43.75	4.40	59.56	4:45.64
Félix	11.32	7.19	13.23	2.08	52.41	14.80	42.81	4.90	50.10	5:00.50
Arro	11.11	6.94	14.42	1.90	51.28	14.82	41.83	4.50	56.21	4:44.14
Vaisjüns	11.27	6.94	14.07	1.99	49.88	15.27	42.02	4.40	57.50	4:52.08
Sintnicolaas	11.05	7.16	12.80	1.81	DNS					
Pahapill	11.01	NM	14.38	DNS						
Schwarzl	11.69	DNS								
Smith	29.42	DNS								
[Pogorelov	10.95	7.49	16.65	2.08	50.27	14.19	48.46	5.10	63.95	4:48.70]

Oregonian was too good for the Cuban, just making up the difference with his 4:18.94 to overtake Suárez by four points.

Individual marks:

	100	LJ	SP	HJ	400	110h	DT	PV	JT	1500
Hardee	10.55	7.45	15.09	2.02	48.37	13.97	49.89	4.80	68.99	4:45.68
Eaton	10.46	7.46	14.44	2.02	46.99	13.85	46.17	4.60	55.17	4:18.94
Suárez	11.07	7.33	14.54	2.05	49.17	14.29	46.25	5.00	69.12	4:24.16
Drozdo	11.34	7.45	16.17	2.14	51.35	15.49	50.29	5.00	64.80	4:41.73
Sintnicolaas	10.76	7.29	14.13	1.93	48.35	14.42	42.23	5.20	61.07	4:25.40
Dudaš	10.81	7.41	13.76	2.02	47.73	14.89	43.97	4.90	58.93	4:26.06
Behrenbruch	11.08	6.80	16.01	1.93	49.90	14.33	48.56	4.90	48.56	4:36.64
Knobel	11.18	7.30	16.06	1.96	49.46	14.92	47.93	4.70	68.42	4:43.12
Pahapill	11.28	7.12	14.76	2.02	50.65	14.54	47.16	4.90	66.40	4:35.41
Bouraada	10.88	7.35	12.30	2.05	48.58	14.56	37.84	4.90	59.00	4:14.97
Barras	11.20	7.06	14.92	1.99	49.50	14.37	41.65	5.00	63.25	4:29.19
Kasyanov	10.75	7.59	14.43	1.99	48.46	14.65	43.74	4.70	52.16	4:29.35
vd Plaetsen	11.20	7.79	12.76	2.17	49.46	14.79	37.20	5.10	58.91	4:45.86
Sebrle	11.25	7.30	15.20	2.05	51.18	14.75	46.93	4.80	67.28	4:56.50
Raja	10.85	7.21	14.61	1.99	49.47	14.04	43.39	4.70	57.35	4:52.28
de Araujo	10.71	6.74	14.77	1.90	48.48	14.25	46.46	4.70	54.38	4:47.29
Kim	11.11	7.24	12.96	1.96	49.24	14.95	39.53	4.90	53.33	4:15.63
Warner	10.56	7.35	13.26	2.02	50.12	14.19	41.71	4.50	54.61	4:54.37
Newdick	11.00	7.31	13.75	1.96	49.95	14.86	45.65	4.50	55.69	4:47.30
Ushiro	11.42	6.06	12.88	2.02	50.89	15.20	43.84	4.40	67.73	4:43.87
Karpov	11.24	6.86	15.69	1.93	52.01	14.64	47.10	4.80	46.91	4:58.41
Harlan	11.29	6.68	16.49	2.02	51.57	14.71	43.52	NH	58.43	5:21.63
Coertzen	11.16	7.37	13.48	2.02	49.20	14.48	43.13	NH	DNS	
Smith	10.98	7.06	15.15	1.93	50.27	14.68	45.63	DNS		
Sepehrzad	11.19	6.65	15.65	1.90	50.92	14.95	50.06	NH	DNS	
Draudvila	10.90	7.19	14.81	1.96	50.55	14.93	NM	DNS		
García	10.85	6.56	14.93	2.02	49.64	14.70	DNS			
Vos	10.82	7.41	13.86	DNS						
A-Nelson	10.97	7.21	DNS							
Freimuth	10.83	NM	NM	DNS						

Moscow 2013**Final Standings (Aug 10/11)**

1,	Ashton Eaton	USA	8809
2,	Michael Schrader	GER	8670
3,	Damian Warner	CAN	8512
4,	Kevin Mayer	FRA	8446
5,	Eelco Sintnicolaas	NED	8391
6,	Carlos Chinin	BRA	8388
7,	Rico Freimuth	GER	8382
8,	Ilya Shkurenkov	RUS	8370

9, Willem Coertzen RSA 8343; 10, Leonel Suárez CUB 8317; 11, Pascal Behrenbruch GER 8316; 12, Andrey Kravchenko BLR 8314; 13, Gunnar Nixon USA 8312; 14, Mihail Dudaš SRB 8275; 15, Thomas van der Plaetsen BEL 8255; 16, Artem Lukyanenko RUS 8177; 17, Mikk Pahapill EST 8170; 18, Eduard Mikhan BLR 7968; 19, Maicel Uibo EST 7850; 20, Sergey Sviridov RUS 7843; 21, Pelle Rietveld NED 7840; 22, Keisuke Ushiro JPN 7751; 23, Brent Newdick NZL 7744; 24, Marcus Nilsson SWE 7540; 25, Gaël Quéirin FRA 6846; Ali Kamé MAD DNF (6569); Ingmar Vos NED DNF (5612); Oleksiy Kasyanov UKR DNF (4012); Kurt Felix GRN DNF (3272); Román Gastaldi ARG DNF (3018); Trey Hardee USA DNF (2634); Jeremy Taiwo USA DNF (2479); Dmitriy Karpov KAZ DNF (2312)

By the time of the Moscow championships, Daegu silver medallist Ashton was world record holder an Olympic Champion. He won the 100m in 10.35 but was below par (by his standards) in the long jump, shot put and high jump. At this point he was in third place with 3495 behind Nixon (3611) and Schrader (3501). A sharp lecture from his coach Harry Marra led to a 46.02 400m race, the quickest ever in a World Championship Decathlon. That gave Eaton a small lead (4502-4493) from Nixon overnight.

Schrader was third with 4427, just ahead of Canada's Warner. Eaton opened up the second day with the excellent hurdles time of 13.72. After the discus the American's lead was 119 points over Schrader, with Freimuth and Warner close behind. The German, performing at his best, lost a small amount of ground to Eaton over the next two events. With just the 1500m remaining, the German was on 7895, 168 points behind Eaton and 118 points ahead of Warner. The medal positions were now settled and Eaton came home the victor by 139 points over the lifetime best of 8670 for Schrader. Personal bests also fell to Warner and Mayer, who moved up from 15th to fourth on the second day. The quality of the event can be gauged by the fact that no previous decathlon had ever seen 10 men score over 8300, but in Moscow there were 13 at that level.

Daegu 2011**Final Standings (Aug 27/28)**

1,	Trey Hardee	USA	8607
2,	Ashton Eaton	USA	8505
3,	Leonel Suárez	CUB	8501
4,	Aleksey Drozdov	RUS	8313
5,	Eelco Sintnicolaas	NED	8298
6,	Mihail Dudaš	SRB	8256
7,	Pascal Behrenbruch	GER	8211
8,	Jan Felix Knobel	GER	8200

9, Mikk Pahapill EST 8164; 10, Larbi Bouraada ALG 8158; 11, Romain Barras FRA 8134; 12, Oleksiy Kasyanov UKR 8132; 13, Thomas van der Plaetsen BEL 8069; 14, Roman Sebrle CZE 8069; 15, Andres Raja EST 7982; 16, Luiz Alberto de Araujo BRA 7902; 17, Kim Kun-Woo KOR 7860; 18, Damian Warner CAN 7832; 19, Brent Newdick NZL 7761; 20, Keisuke Ushiro JPN 7639; 21, Dmitriy Karpov KAZ 7550; 22, Ryan Harlan USA 6761; Willem Coertzen RSA DNF (5740); Maurice Smith JAM DNF (5703); Hadi Sepehrzad IRI DNF (5596); Darius Draudvila LTU DNF (4934); Yordani García CUB DNF (4929); Ingmar Vos NED DNF (2534); Jamie Adjetey-Nelson CAN DNF (1731); Rico Freimuth GER DNF (899)

Hardee and Eaton – first and 18th respectively in Berlin – were way ahead of the field. Eaton had scored 8729 to win at the US Championships including a 4604 first day, but was not as near to his best in Daegu as was Hardee. So despite being 53 points behind Eaton overnight 4393 to 4446, the advantage lay with Hardee, always good on the second day.

As projected, Hardee edged ahead of Eaton after the discus throw and by the time the last event started, Hardee's lead was 244, with Suárez – another good second day performer – 32 ahead of Eaton. The

20 Kilometres Walk**Helsinki 1983****(Aug 7)**

1,	Ernesto Canto	MEX	1:20:49
2,	Jozef Pribilinec	TCH	1:20:59
3,	Yevgeniy Yevsyukov	URS	1:21:08
4,	José Marín	ESP	1:21:21
5,	Gérard Lelièvre	FRA	1:21:37
6,	Pavol Blažek	TCH	1:21:54
7,	Maurizio Damilano	ITA	1:21:57
8,	Guillaume Leblanc	CAN	1:22:04
9,	Raúl González	MEX	1:22:06
10,	Roland Wieser	GDR	1:22:14
11,	Anatoliy Gorshkov	URS	1:22:34
12,	Reima Salonen	FIN	1:22:51
13,	Pyotr Pochenchuk	URS	1:24:55
14,	Ralf Kowalsky	GDR	1:25:13
15,	David Smith	AUS	1:25:23
16,	Enrique Vera	MEX	1:25:27
17,	Alik Basirev	BUL	1:25:49
18,	Carlo Mattioli	ITA	1:25:53
19,	Jim Heiring	USA	1:25:55
20,	Marcel Jobin	CAN	1:26:13
21,	Erling Andersen	NOR	1:26:39
22,	Michael Bonke	GDR	1:26:57
23,	José Pinto	POR	1:27:10
24,	Alessandro Pezzatini	ITA	1:27:15
25,	Phillip Vesty	GBR	1:27:20
26,	Martial Fesselier	FRA	1:27:39
27,	Roman Mrázek	TCH	1:27:46
28,	Jordi Llopert	ESP	1:27:49
29,	Simon Baker	AUS	1:28:09
30,	Willi Sawall	AUS	1:28:16
31,	Per Rasmussen	SWE	1:28:51
32,	Matti Katila	FIN	1:29:14
33,	Lars Ove Moers	NOR	1:29:16
34,	Francisco Botonero	ESP	1:29:42
35,	Abdelwahab Ferguène	ALG	1:29:53
36,	Tim Lewis	USA	1:30:10
37,	Roger Mills	GBR	1:30:25
38,	Shemsu Hassan	ETH	1:30:36
39,	Kevin Taylor	NZL	1:30:38
40,	Li Guangxing	CHN	1:31:02
41,	Ian McCombie	GBR	1:31:14
42,	Chand Ram	IND	1:31:32
43,	Jiang Shaohong	CHN	1:31:43
44,	Petri Makela	FIN	1:32:21
45,	Benamar Kachkouche	ALG	1:32:33
46,	Takehiro Sonohara	JPN	1:33:45
47,	Sergio Gutiérrez	CRC	1:33:59
48,	Jos Maetens	BEL	1:34:39
49,	Santiago Fonseca	HON	1:35:07
50,	Shane Donnelly	NZL	1:35:21
51,	Osvaldo Morejón	BOL	1:36:37
52,	Per Nielsen	DEN	1:38:52
53,	Stefano Casali	SMR	1:39:41
54,	Nadarajan Rengasamy	SGP	1:51:35
55,	Uaongo Areal	COK	2:05:13

Did not finish: Marco Evoniuk USA, François LaPointe CAN & Keith Olshoorn NZL

Did not start: Zhang Fuxin CHN & Jan Staaf SWE

Disqualified: Bo Gustafsson SWE & Burhan Vurgun TUR

Ernesto Canto, 23, added the World title to his 1981 World Cup win with a scintillating final 5km of 19:32. At 15km a group of eight were in contention. In the next 2km, this was down to four – Canto, Pribilinec, Yevsyukov and Marín. The Spaniard was the first to fall back, followed by the Soviet walker. The Mexican and the Czechoslovak duelled in the last 3km, before Canto opened up a 40m lead by the time he entered the stadium.

Rome 1987**(Aug 30)**

1,	Maurizio Damilano	ITA	1:20:45
2,	Jozef Pribilinec	TCH	1:21:07
3,	José Marín	ESP	1:21:24
4,	Viktor Mostóvik	URS	1:21:53
5,	Carlo Mattioli	ITA	1:22:53
6,	Roman Mrázek	TCH	1:23:01
7,	Jean-Claude Corre	FRA	1:23:38
8,	Querubín Moreno	COL	1:23:42
9,	Ian McCombie	GBR	1:23:51
10,	Reima Salonen	FIN	1:24:14
11,	Pavol Blažek	TCH	1:24:37
12,	Andrew Jachno	AUS	1:24:46
13,	Martial Fesselier	FRA	1:24:51
14,	Dominique Guebey	FRA	1:25:01
15,	Erling Andersen	NOR	1:25:08
16,	José Urbano	POR	1:25:10
17,	Jan Staaf	SWE	1:25:12
18,	José Pinto	POR	1:25:24
19,	Tim Lewis	USA	1:26:00
20,	Ricardo Puevo	ESP	1:26:09
21,	Ray Sharp	USA	1:27:06
22,	Sándor Urbánik	HUN	1:27:24
23,	Stefan Johansson	SWE	1:27:27
24,	Simon Baker	AUS	1:27:32
25,	Francisco Vargas	COL	1:27:33
26,	Anatoliy Gorshkov	URS	1:27:34
27,	Miguel Angel Prieto	ESP	1:27:40
28,	Wolfgang Wiedemann	FRG	1:28:07
29,	Gary Morgan	USA	1:28:08
30,	Vesa Puukari	FIN	1:28:29
31,	Carlos Ramones	VEN	1:28:40
32,	Santiago Fonseca	HON	1:28:44
33,	François Lapointe	CAN	1:29:22
34,	Chris Maddocks	GBR	1:32:36
35,	Abdelwahab Ferguène	ALG	1:34:26

Did not finish: Frants Kostyukevich URS, Axel Noack GDR & Héctor Moreno COL
Disqualified: Walter Arena ITA, Ernesto Canto MEX, Carlos Mercenario MEX & David Smith AUS

Disappointed by Alessandro Andrei's defeat in the previous day's shot put, the home crowd were delighted by the progress of the first walking event in Rome. Olympic Champion Maurizio Damilano was the favourite, and he lived up to this status by dominating a class field. Walking each 5km section quicker than the last, the Italian was among the leaders at halfway after which point the defending champion Canto had been disqualified.

At 15km, Damilano led by three seconds from Mercenario and Noack, but before long these two were also disqualified. With Damilano well clear in the last 3km, the Italian spectators broke into song as he approached the stadium. Pribilinec came through for the silver as he had done four years earlier.

Tokyo 1991**(Aug 24)**

1,	Maurizio Damilano	ITA	1:19:37
2,	Mikhail Shchennikov	URS	1:19:46
3,	Yevgeniy Misyulya	URS	1:20:22
4,	Giovanni De Benedictis	ITA	1:20:29
5,	Valentí Massana	ESP	1:20:29
6,	Robert Ihly	GER	1:20:52
7,	Walter Arena	ITA	1:21:01
8,	Li Mingcai	CHN	1:21:15
9,	Thierry Toutain	FRA	1:21:22
10,	Robert Korzeniowski	POL	1:21:32
11,	Axel Noack	GER	1:21:35
12,	Carlos Mercenario	MEX	1:21:37
13,	Igor Kollár	TCH	1:21:44
14,	Sándor Urbánik	HUN	1:21:57
15,	Roman Mrázek	TCH	1:22:03
16,	Ronald Weigel	GER	1:22:18
17,	Pavol Blažek	TCH	1:22:34
18,	José Urbano	POR	1:23:09
19,	Héctor Moreno	COL	1:23:27
20,	Nicholas A'Hern	AUS	1:23:44
21,	Miguel Angel Prieto	ESP	1:24:06
22,	Tim Berrett	CAN	1:24:10
23,	Vladimir Ostrovski	ISR	1:24:35
24,	Marcelo Palma	BRA	1:24:54
25,	Sergio Galdino	BRA	1:25:20
26,	Artur Shumak	URS	1:25:22
27,	Ian McCombie	GBR	1:25:30
28,	Gyula Dudás	HUN	1:25:52
29,	Bobby O'Leary	IRL	1:29:28
30,	Stefan Johansson	SWE	1:29:47
31,	Tim Lewis	USA	1:30:55
32,	Santiago Fonseca	HON	1:38:38

Did not finish: Claudio Bertolino BRA & Joel Sanchez MEX

Disqualified: Daniel Plaza ESP, Hirofumi Sakai JPN & Guillaume Leblanc CAN

The race soon developed into a three-way battle between defending champion Damilano, three times world indoor champion Shchennikov, and Plaza of Spain. The Italian got progressively faster throughout the race, just as he had in 1987. He succeeded in dropping Plaza, but could not lose Shchennikov.

The two were together as they entered the stadium earlier than anticipated. There was confusion as the 100m heats were still in progress and the walkers had to sidestep the starting blocks. Damilano's lead was cut back dramatically by Shchennikov who crossed the finish line first – only to realise there was another lap to go. While officials frantically moved flowerpots from the track, the calm Italian got in front again. He opened up a lead on the tiring Soviet so quickly that he was able to celebrate his second world gold on the back-straight. Plaza crossed the line third but was disqualified.

After the race Damilano, 34, described his win as his "greatest victory," while Shchennikov said he felt he could not have won even if he had not misjudged the laps.

Stuttgart 1993**(Aug 15)**

1,	Valentí Massana	ESP	1:22:31
2,	Giovanni De Benedictis	ITA	1:23:06
3,	Daniel Plaza	ESP	1:23:18
4,	Jaime Barroso	ESP	1:23:41
5,	Yevgeniy Misyulya	BLR	1:23:45
6,	Sergio Galdino	BRA	1:23:52
7,	Robert Ihly	GER	1:24:21
8,	Igor Kollár	SVK	1:24:23
9,	Ignacio Zamudio	MEX	1:24:32
10,	Sándor Urbánik	HUN	1:24:40
11,	Héctor Moreno	COL	1:24:43
12,	Viktor Mostóvik	MDA	1:24:53
13,	Arturo Di Mezza	ITA	1:24:59
14,	Jacek Müller	POL	1:25:24
15,	Pavol Blažek	SVK	1:25:31
16,	Jean Brosseau	FRA	1:25:53
17,	Jozef Pribilinec	SVK	1:26:11
18,	Allen James	USA	1:26:53
19,	Vladimir Andreyev	RUS	1:27:01
20,	Tim Berrett	CAN	1:27:28
21,	Denis Langlois	FRA	1:28:02
22,	Stefan Johansson	SWE	1:28:02
23,	Tsutomu Takushima	JPN	1:28:39
24,	Nick A'Hern	AUS	1:28:47
25,	Viktorias Meskauskas	LTU	1:28:57
26,	Chris Maddocks	GBR	1:29:22
27,	Scott Nelson	NZL	1:30:17
28,	Jan Staaf	SWE	1:30:29
29,	Gyula Dudás	HUN	1:30:46
30,	Darrell Stone	GBR	1:32:55
31,	Grigoriy Kornev	RUS	1:33:16
32,	Hatem Ghoulia	TUN	1:33:24
33,	Vladimir Ostrovski	ISR	1:35:41
34,	Abdelwahab Ferguène	ALG	1:35:48
35,	Sverre Jensen	NOR	1:35:53

Did not finish: Valeriy Borisov KAZ, Frants Kostyukevich BLR, Li Mingcai CHN & Andy Penn GBR

Did not start: Sergey Shildkret AZE & Jonathan Matthews USA

Disqualified: (Tr54.7.1) Walter Arena ITA, Costica Balan ROU, Daniel García MEX, Yuriy Kuko BLR, Hirofumi Sakai JPN, Bernardo Segura MEX & Mikhail Shchennikov RUS

Most of the field were still in contention at halfway (42:26), and there were no major breaks until 17km, when Massana went to the front. A pack of nine got away, but of these four were ultimately to be disqualified. Massana, who himself was disqualified at the previous year's Olympic Games when heading for a medal, pulled clear with a second half of 40:01.

It looked as if Shchennikov would repeat his 1991 silver, but both he and third-placed García were disqualified late in the race. In García's case he had already entered the stadium. There had been a delay in relaying news of the disqualifications to those whose job it was to remove the walkers from the race.

Gothenburg 1995

(Aug 6)

1,	Michele Didoni	ITA	1:19:59
2,	Valentí Massana	ESP	1:20:23
3,	Yevgeniy Misulya	BLR	1:20:48
4,	Ilya Markov	RUS	1:21:28
5,	Li Zewen	CHN	1:21:39
6,	Mikhail Shchennikov	RUS	1:22:16
7,	Denis Langlois	FRA	1:22:21
8,	Igor Kollar	SVK	1:22:30
9,	Mikhail Khmel'nitskiy	BLR	1:23:24
10,	Jean-Olivier Brosseau	FRA	1:23:34
11,	Nick A'Hern	AUS	1:23:45
12,	Nichan Tsamonikian	GER	1:24:17
13,	Héctor Moreno	COL	1:24:34
14,	Robert Ihly	GER	1:24:40
15,	Enrico Lang	ITA	1:24:43
16,	Martin St. Pierre	CAN	1:24:49
17,	José Urbano	POR	1:26:10
18,	Stefan Johansson	SWE	1:26:20
19,	Sergio Galdino	BRA	1:26:53
20,	Costica Balan	ROU	1:26:53
21,	Hubert Sonnek	CZE	1:27:35
22,	Gyula Dudás	HUN	1:28:08
23,	Chen Shaoguo	CHN	1:28:13
24,	Magnus Morenius	SWE	1:28:29
25,	Darrell Stone	GBR	1:28:48
26,	Sverre Jensen	NOR	1:29:35
27,	Roman Mrázek	SVK	1:29:37
28,	Claudio Bertolino	BRA	1:30:25
29,	Valery Borisov	KAZ	1:31:22
30,	Hatem Ghoula	TUN	1:32:17
31,	Scott Nelson	NZL	1:32:19
32,	Valdas Kazlauskas	LTU	1:33:54
33,	Jefferson Pérez	ECU	1:34:20
34,	Myint Htay	MYA	1:37:08
35,	Daisuke Ikeshima	JPN	1:37:11

Did not finish: Fernando Vásquez ESP, Alejandro López MEX, Mariusz Ornoch POL, Dmitriy Yesipchuk RUS, Vladimir Ostrovskiy ISR & Bernardo Segura MEX
Did not start: Vyacheslav Fedchuk MDA & Allen James USA
Disqualified: (Tr54.7.1) Giovanni De Benedictis ITA, Daniel Plaza ESP, Tomás Kratochvíl CZE, Bu Lingtang CHN & Daniel García MEX

A new walking star emerged in the shape of 21 year-old Didoni, who became the youngest ever male walking world champion. The Italian was among the leading pack at halfway (40:31). He fell back temporarily, but returned on the last 2km loop to battle with García and Massana for the medals. Defending champion Massana was the first to fall back. Then with 250m remaining García was disqualified. Didoni went on to win with a personal best.

Italy were thought to have taken the bronze medal though De Benedictis, but he received his third and fourth red cards in the finishing straight and was disqualified after the finish.

Athens 1997

(Aug 2)

1,	Daniel García	MEX	1:21:43
2,	Mikhail Shchennikov	RUS	1:21:53
3,	Mikhail Khmel'nitskiy	BLR	1:22:01
4,	Yu Guohui	CHN	1:22:57
5,	Li Zewen	CHN	1:23:03
6,	Yevgeniy Misulya	BLR	1:23:10
7,	Michele Didoni	ITA	1:23:14
8,	Giovanni De Benedictis	ITA	1:23:33
9,	Hatem Ghoula	TUN	1:23:49
10,	Robert Ihly	GER	1:24:12
11,	Alessandro Gandellini	ITA	1:24:24
12,	Igor Kollar	SVK	1:24:37
13,	Jefferson Pérez	ECU	1:24:46
14,	Jacek Müller	POL	1:24:47
15,	Joel Sánchez	MEX	1:24:48
16,	Denis Langlois	FRA	1:25:27
17,	Omar Zepeda	MEX	1:25:38
18,	Nick A'Hern	AUS	1:25:46
19,	Artur Meleshkevich	BLR	1:25:47
20,	Sergio Galdino	BRA	1:25:50
21,	Roberto Oscar	GUA	1:26:20
22,	Marco Giungi	ITA	1:26:23
23,	Modris Liepiņš	LAT	1:26:24
24,	Jean Brosseau	FRA	1:26:39
25,	Sándor Urbánik	HUN	1:26:50
26,			

Gyula Dudás HUN 1:27:17; 27, José Urbano POR 1:27:25; 28, Miloš Holuša CZE 1:27:27; 29, Fedosiy Chumachenko MDA 1:28:51; 30, Luis García GUA 1:28:51; 31, Dion Russell AUS 1:30:49; 32, Robert Valíček SVK 1:31:28; 33, Curt Clausen USA 1:32:05; 34, Valeriy Borisov KAZ 1:32:32; 35, Dimitris Orfanopoulos GRE 1:32:37; 36, Fernando Vázquez ESP 1:32:44; 37, Christian Britz RSA 1:34:02

Did not finish: Claus Jørgensen DEN, Thierry Toutain FRA, Aigars Fadejevs LAT, Scott Nelson NZL & Vladimir Andreyev RUS

Disqualified: (Tr54.7.1) Andreas Erm GER, Julio Martínez GUA, Narinder Singh MAS, Rami Deeb PLE, Ilya Markov RUS & Jan Staaf SWE

Disqualified: (ADr10.8) (10,) Daniel Plaza ESP (1:23:53)

With defending champion Didoni finishing seventh and Olympic gold medallist Pérez 14th, the race looked to be going the way of Olympic silver medallist Markov, who by halfway had built up a 19-second lead over Shchennikov in 40:05. He, however, was disqualified just before 15k, at which point García held a 5-second advantage and the Mexican doubled that over the final 5km. Victory was especially sweet as he had been disqualified late in the race when in medal position both in 1993 and 1995. On this occasion, after a cautious start (9th at halfway in 40:50), he received two warnings, as did silver medallist Shchennikov while the third placed Khmel'nitskiy finished with a clean sheet from the judges. Disqualified this time, in retrospect for a doping violation dating back to 1996, was 1992 Olympic Daniel Plaza (originally 10th).

Seville 1999

(Aug 21)

1,	Ilya Markov	RUS	1:23:34
2,	Jefferson Pérez	ECU	1:24:19
3,	Daniel García	MEX	1:24:31
4,	Li Zewen	CHN	1:24:43
5,	Alessandro Gandellini	ITA	1:24:51
6,	Igor Kollar	SVK	1:25:15
7,	Nathan Deakes	AUS	1:25:26
8,	Giovanni De Benedictis	ITA	1:25:33
9,	Ivan Trotskiy	BLR	1:25:54
10,	Michele Didoni	ITA	1:26:00
11,	Yevgeniy Misulya	BLR	1:26:08
12,	Alejandro López	MEX	1:26:17
13,	Denis Langlois	FRA	1:26:25
14,	Yu Guohui	CHN	1:26:51
15,	Francisco Javier Fernández	ESP	1:27:23
16,	Hatem Ghoula	TUN	1:28:36
17,	Daisuke Ikeshima	JPN	1:29:03
18,	Mikel Odriozola	ESP	1:29:03
19,	Augusto Cardoso	POR	1:29:33
20,	Liu Yunfeng	CHN	1:31:26
21,	Valeriy Borisov	KAZ	1:31:38
22,	Fedosiy Chumachenko	MDA	1:32:08
23,	Claus Jørgensen	DEN	1:34:47
24,	Tim Seaman	USA	1:35:58
25,	José Urbano	POR	1:37:50
26,	Nick A'Hern	AUS	1:38:08

Did not finish: Andreas Erm GER, Aigars Fadejevs LAT, Roman Rasskazov RUS; Mikhail Khmel'nitskiy BLR; Bernardo Segura MEX; Sándor Urbanik HUN; Luis Fernando García GUA
Disqualified: (Tr54.7.1) Birger Fält SWE, Julio Martínez GUA, João Vieira POR, Arturo Huerta CAN, Vladimir Andreyev RUS & Róbert Valíček SVK

Becoming the first Russian man to win any world title since the break-up of the Soviet Union, Markov covered the first half in 42:51 and the second in 40:43, the winning time of 1:23:34 being the slowest yet at the World Championships, understandable in view of the sweltering heat. Striking out 4 kilometres from the finish, former World Junior Champion Markov won by the handsome margin of 45 sec over blistered and dehydrated Olympic Champion Pérez with defending title holder García third. Pérez and García left the pack after 15km, with the former proving stronger.

Martínez, who had set a world road best of 1:17:46 earlier in the year, was disqualified again, as he was in the 1996 Olympics, 1997 World Championships and 1999 World Cup.

Edmonton 2001

(Aug 4)

1,	Roman Rasskazov	RUS	1:20:31
2,	Ilya Markov	RUS	1:20:33
3,	Viktor Burayev	RUS	1:20:36
4,	Nathan Deakes	AUS	1:20:55
5,	David Márquez	ESP	1:21:09
6,	Joel Sánchez	MEX	1:22:05
7,	Satoshi Yanagisawa	JPN	1:22:11
8,	Jefferson Pérez	ECU	1:22:20

9, Jiří Malysa CZE 1:22:42; 10, Hatem Ghoula TUN 1:23:14; 11, Alejandro López MEX 1:23:20; 12, Alessandro Gandellini ITA 1:24:05; 13, Li Zewen CHN 1:24:29; 14, Robert Heffernan IRL 1:25:02; 15, Ivan Trotskiy BLR 1:25:02; 16, Lorenzo Civallo ITA 1:25:28; 17, Miloš Holuša CZE 1:25:37; 18, Luis García GUA 1:26:47; 19, Shin Il-Yong KOR 1:27:47; 20, Gintas Andriuskevicius LTU 1:27:53; 21, Arturo Huerta CAN 1:29:27; 22, Silviu Casandra ROU 1:29:49; 23, Antony Gillet FRA 1:31:24; 24, Sabir Sharuyayev KAZ 1:32:03

Did not finish: Francisco Fernández ESP, Andreas Erm GER & André Höhne GER; Aigars Fadejevs LAT

Disqualified: (Tr54.7.1) Artur Meleshkevich BLR, Yevgeniy Misyulya BLR, Tim Berrett CAN, Daugvinas Zujus LTU, Noe Hernández MEX, Ramy Dieb PLE, João Vieira POR, Vladimir Andreyev RUS & Tim Seaman USA

The race comprised nine laps of a circuit adjacent to the Commonwealth Stadium. Defending Champion Markov led through 5km in 20:14, and the leader at halfway was another Russian, Vladimir Andreyev. He was later disqualified and Markov was in front again at 15km, by which the leading pack was down to 11 men.

The pace got progressively faster and former World Junior Champion Rasskazov got clear, pursued by 18 year-old Burayev. Markov was third, and the top non-Russian, Deakes, lost touch in the last kilometre. In the stadium, it was clear there would be a Russian sweep of the medals. Markov overtook Burayev in the last 300m but left it too late to catch Rasskazov.

Paris 2003

(Aug 23)

1,	Jefferson Pérez	ECU	1:17:21 ^{WR}
2,	Francisco Javier Fernández	ESP	1:18:00
3,	Roman Rasskazov	RUS	1:18:07
4,	Noe Hernández	MEX	1:18:14
5,	Luke Adams	AUS	1:19:35
6,	Ivan Trotskiy	BLR	1:19:40
7,	David Marquez	ESP	1:19:46
8,	Ilya Markov	RUS	1:20:14

9, José David Dominguez ESP 1:20:15; 10, Alejandro López MEX 1:20:24; 11, Lorenzo Civallo ITA 1:20:34; 12, Yevgeniy Misyulya BLR 1:20:38; 13, André Höhne GER 1:20:44; 14, Hatem Ghoula TUN 1:21:12; 15, Yu Chaohong CHN 1:21:18; 16, Michele Didoni ITA 1:21:23; 17, João Vieira POR 1:22:07; 18, Kevin Eastler USA 1:22:25; 19, Erik Tysse NOR 1:22:43; 20, Akinori Matsuzaki JPN 1:24:22; 21, Alessandro Gandellini ITA 1:24:45; 22, Predrag Filipović SCG 1:25:15; 23, Xu Xingde CHN 1:25:41; 24, Sergio Galdino BRA 1:26:48; 25, Fedosey Chumachenko MDA 1:27:27; 26, Benjamin Kucinski POL 1:27:41; 27, Jiří Malysa CZE 1:30:17; 28, Allan Segura CRC 1:30:53; 29, Ronald Huayta BOL 1:31:15

Disqualified: (Tr54.7.1) Julio Martínez GUA, Toshihito Fujinohara JPN, Eiichi Yoshizawa JPN, Valeriy Borisov KAZ, Julius Sawe KEN, Lee Dae-Ro KOR, Bernardo Segura MEX, Vladimir Andreyev RUS & Viktor Burayev RUS

The first of the Paris golds could hardly have been won more impressively, with Pérez improving the world best by one second to 1:17:21. World Athletics had already agreed that the first world road records would be established at the end of the year. This mark became the inaugural record and it was decided that Pérez would be awarded the \$100,000 prize in return for any world records set in Paris.

The previous holder of the world best, Fernández, set off quickest as the field covered 1000m before linking onto the first of nine 2000m loops. The Spaniard was six seconds up at 5km and 32 seconds clear of Pérez at halfway (38:38 to 39:10). Thereafter, the Ecuadorian – wearing a white baseball cap – closed the gap. His third quarter was covered in 19:09 compared to 19:25 by Fernández. Meanwhile, defending champion Rasskazov had moved into third place. Pérez caught Fernández in the 17th kilometre and went on to walk the second half of the race in just 38:11. “The course was very difficult,” said the winner. “The only way to overcome it was to train hard.”

Helsinki 2005

(Aug 6)

1,	Jefferson Pérez	ECU	1:18:35
2,	Francisco Javier Fernández	ESP	1:19:36
3,	Juan Manuel Molina	ESP	1:19:44

4,	André Höhne	GER	1:20:00
5,	Hatem Ghoula	TUN	1:20:19
6,	Vladimir Stankin	RUS	1:20:25
7,	Benjamin Kucinski	POL	1:20:34
8,	Eder Sánchez	MEX	1:20:45

9, Zhu Hongjun CHN 1:21:01; 10, Luke Adams AUS 1:21:43; 11, Andrey Yurin UKR 1:22:15; 12, Luis Fernando López COL 1:22:28; 13, Erik Tysse NOR 1:22:45; 14, Lorenzo Civallo ITA 1:22:52; 15, Sérgio Galdino BRA 1:23:03; 16, Shin Il-Yong KOR 1:23:10; 17, Aigars Fadejevs LAT 1:23:12; 18, Jared Tallent AUS 1:23:42; 19, Silviu Casandra ROU 1:23:46; 20, Andrey Talashko BLR 1:23:52; 21, Matej Tóth SVK 1:23:55; 22, José Ignacio Díaz ESP 1:24:00; 23, Takayuki Tani JPN 1:24:17; 24, Kamil Kalka POL 1:25:02; 25, Akihiro Sugimoto JPN 1:25:28; 26, Rafał Dys POL 1:26:35; 27, Edwin Centeno PER 1:26:45; 28, Liu Yunfeng CHN 1:26:54; 29, Koichiro Morioka JPN 1:27:08; 30, John Nunn USA 1:27:10; 31, Tim Seaman USA 1:29:58; 32, Bengt Bengtsson SWE 1:30:10

Did not finish: Ivano Brugnetti ITA, João Vieira POR, Viktor Burayev RUS

Disqualified: (Tr54.7.1) Ivan Trotskiy BLR, Yu Chaohong CHN, Rolando Saquipay ECU, Walter Sandoval ESA, Robert Heffernan IRL, Bernardo Segura MEX, Cristian Berdeja MEX, Ilya Markov RUS

Fernández led for the first three quarters of the race, with 5km splits of 19:47, 19:44 (39:31) and 19:39 (59:10). A bunch of 14 were together at the halfway point, but six of these, including 2001 champion Ilya Markov, would be disqualified for “lifting.” At the 15km mark, Fernández was tracked by defending champion Pérez, with Molina and Saquipay, who was one of the disqualified, 12 seconds behind. Pérez made his break shortly after, and finished with progressively faster 5km splits, covering the last in 19:25 to finish more than a minute clear of Fernández. Mexican Eder Sánchez set a unofficial world junior best at 10km walk with his halfway time of 39:32.

Osaka 2007

(Aug 26)

1,	Jefferson Pérez	ECU	1:22:20
2,	Francisco Javier Fernández	ESP	1:22:40
3,	Hatem Ghoula	TUN	1:22:40
4,	Eder Sánchez	MEX	1:23:36
5,	Giorgio Rubino	ITA	1:23:39
6,	Robert Heffernan	IRL	1:23:42
7,	Luke Adams	AUS	1:23:52
8,	Erik Tysse	NOR	1:24:10

9, Ilya Markov RUS 1:24:35; 10, Alex Schwazer ITA 1:24:39; 11, Koichiro Morioka JPN 1:24:46; 12, Rolando Saquipay ECU 1:25:03; 13, Li Gaobo CHN 1:25:30; 14, Matej Tóth SVK 1:25:57; 15, Park Chil-Sung KOR 1:26:08; 16, Juan Manuel Molina ESP 1:26:26; 17, Benjamin Kucinski POL 1:26:43; 18, Andriy Kovenko UKR 1:26:44; 19, Akihiro Sugimoto JPN 1:26:45; 20, Kim Hyun-Sub KOR 1:26:51; 21, Takayuki Tani JPN 1:26:53; 22, Luis Fernando López COL 1:27:22; 23, Benjamin Sánchez ESP 1:27:29; 24, Hassanine Sbaï TUN 1:27:35; 25, João Vieira POR 1:27:44; 26, Rafał Augustyn POL 1:27:54; 27, Ivan Trotski BLR 1:27:56; 28, Kevin Eastler USA 1:28:29; 29, Han Yucheng CHN 1:31:58; 30, Dong Jimin CHN 1:32:03; 31, Tim Seaman USA 1:33:58; 32, Predrag Filipović SRB 1:35:51

Did not finish: André Höhne GER, Sérgio Vieira POR & Valeriy Borchin RUS

Disqualified: (Tr54.7.1) Jared Tallent AUS, Gustavo Restrepo COL, Andrés Chocho ECU, Ivano Brugnetti ITA, Daniel García MEX, Gabriel Ortiz MEX & Igor Yerokhin RUS

Olympic Champion Brugnetti led from the gun, passing 5km in 21:39 with a two-second lead over Pérez, which he extended to 17 at the halfway point, reached in 42:14 in the very hot conditions.

The Italian was then disqualified, leaving the Ecuadorian with a slender lead over a bunch of 11 athletes. Ghoula shared the lead at the 15km point (62:31) with Fernández two seconds behind. Pérez eventually got clear of Ghoula, who cramped up in the closing stages. Fernández closed with a sprint to catch Ghoula on the line. He was initially disqualified, but was reinstated on appeal, being helped by having received no warnings during the race. For Pérez it was his third successive win, and his seventh global title, having won the World Cup three times, as well as the 1996 Olympic title.

X

Berlin 2009

(Aug 15)

1,	Wang Hao	CHN	1:19:06
2,	Eder Sánchez	MEX	1:19:22
3,	Giorgio Rubino	ITA	1:19:50

4,	Luis Fernando López	COL	1:20:03
5,	Jared Tallent	AUS	1:20:27
6,	Erik Tysse	NOR	1:20:38
7,	Jesús Sánchez	MEX	1:20:52
8,	Matej Tóth	SVK	1:21:13

9, João Vieira POR 1:21:43; 10, Koichiro Morioka JPN 1:21:48; 11, Li Jianbo CHN 1:21:54; 12, Chu Yafei CHN 1:21:56; 13, André Höhne GER 1:21:59; 14, Robert Heffernan IRL 1:22:09; 15, José Ignacio Díaz ESP 1:22:12; 16, Andrey Krivov RUS 1:22:19; 17, Luke Adams AUS 1:22:37; 18, Hassanine Sbaï TUN 1:22:52; 19, Babubhai Panucha IND 1:23:06; 20, Jean-Jacques Nkouloukidi ITA 1:23:07; 21, Denis Simanovich BLR 1:23:36; 22, Rolando Saquipay ECU 1:23:51; 23, Juan Manuel Molina ESP 1:24:00; 24, Park Chil-Sung KOR 1:24:01; 25, Artur Brzozowski POL 1:24:17; 26, Sérgio Vieira POR 1:24:32; 27, Pedro Gómez MEX 1:24:39; 28, Yerko Araya CHI 1:24:49; 29, Isamu Fujisawa JPN 1:25:12; 30, David Kimutai KEN 1:26:35; 31, Kim Hyun-Sub KOR 1:27:08; 32, Predrag Filipović SRB 1:27:44; 33, Pavel Chihuán PER 1:27:54; 34, Rustam Kuvatov KAZ 1:28:47; 35, Jakub Jelonek POL 1:28:59; 36, Andrés Chocho ECU 1:29:14; 37, Juan Manuel Cano ARG 1:29:20; 38, Allan Segura CRC 1:29:52; 39, Yusuke Suzuki JPN 1:30:21; 40, Byun Young-Jun KOR 1:30:35; 41, Mauricio Arteaga ECU 1:32:25; 43, Vilnius Mikeliolis LTU 1:32:53

Did not finish: José Alessandro Bagio BRA, Francisco Javier Fernández ESP & Ivano Brugnetti ITA

Disqualified: (Tr54.7.1) Adam Rutter AUS & Moacir Zimmermann BRA

Disqualified: (ADr10.1) (30,) Pyotr Trofimov RUS (1:26:02); (33,) Ruslan Dmytrenko UKR (1:27:01)

Disqualified: (ADr10.8) (1,) Valeriy Borchin RUS (1:18:41)

The pace was set by Tysse, Rubino and Brugnetti, with the Norwegian (20:00) leading from the Italians (both 20:01) at 5km. At halfway, with the pace quickening, Rubino (39:48) led from Brugnetti (39:49) and Tysse (39:50). Between 10 and 15km, Brugnetti dropped out, as did three-time silver medallist Fernández. By 15km (59:29) Olympic Champion Borchin had closed in on the leaders, the ever-increasing pace being to his liking. While everyone else slowed, Borchin upped the tempo, and he came home with 25 seconds to spare over Wang. It was a sweet triumph for the Russian who had collapsed in Osaka 2007. Sánchez, who like the first two had held back over the first half, went nearly half a minute clear of Rubino for the bronze medal. The oldest of the top four was aged 23.

Like all the Berlin walks, the race took place in the Mitte district of the city, on 2km laps up and down the historic Unter den Linden (“under the linden trees”) and finishing at the Brandenburg Gate.

Borchin had served a one-year ban after failing a doping test in March 2005. In January 2015, he was banned for a further eight years (in 2012-2020) by the Russian Anti-Doping Agency, after being caught under the World Athletics Athlete Biological Passport programme. The RUSADA further annulled his results, unusually, over three separate periods in 2009, 2011 and 2012. These intervals not did include Borchin’s World Championship wins in 2009 and 2011, but five other Russian athletes were also given non-linear punishments by the RUSADA.

The sanctions were considered by World Athletics to be too “selective”, with more performances needing to be disqualified. The dispute was put before the Court of Arbitration for Sport, who in March 2016 upheld the objection of World Athletics. Borchin’s penalty was now clearcut: besides his eight-year ban all his competitive results – since and including that of August 14, 2009 – were to be disqualified. Wang became the rightful World Champion of 2009.

XXXX

Daegu 2011

(Aug 28)

1,	Luis Fernando López	COL	1:20:38
2,	Wang Zhen	CHN	1:20:54
3,	Kim Hyun-Sub	KOR	1:21:17
4,	Yusuke Suzuki	JPN	1:21:39
5,	Alex Schwazer	ITA	1:21:50
6,	Erick Barrondo	GUA	1:22:08
7,	Chu Yafei	CHN	1:22:10
8,	Hao Wang	CHN	1:22:49

9, Matej Tóth SVK 1:22:55; 10, Eder Sánchez MEX 1:23:05; 11, João Vieira POR 1:23:26; 12, Miguel Ángel López ESP 1:23:41; 13, Anton Kucmin SVK 1:23:57; 14, James Rendón COL 1:24:08; 15, Horacio Nava MEX 1:24:15; 16, Christopher

Linke GER 1:24:17; 17, Caio Bonfim BRA 1:24:29; 18, Trevor Barron USA 1:24:33; 19, Rafał Augustyn POL 1:24:47; 20, Byun Young-Jun KOR 1:24:48; 21, Hassanine Sbaï TUN 1:25:17; 22, Jared Tallent AUS 1:25:25; 23, Nazar Kovalenko UKR 1:25:50; 24, Gurmeet Singh IND 1:26:34; 25, Babubhai Panocha IND 1:26:53; 26, David Kimutai KEN 1:27:20; 27, Yerko Araya CHI 1:27:47; 28, Hédi Taraoui TUN 1:29:48; 29, Diego Flores MEX 1:30:00; 30, Juan Manuel Cano ARG 1:30:00; 31, Emerson Hernández ESA 1:30:48; 32, Ronal Quispe BOL 1:32:09

Did not finish: Adam Rutter AUS; Mauricio Arteaga ECU; Francisco Javier Fernández ESP & Park Chil-Sung KOR

Disqualified: (Tr54.7.1) Moacir Zimmermann BRA; Gustavo Restrepo COL; Giorgio Rubino ITA & Ato Ibáñez SWE

Disqualified: (ADr10.1) (28,) Recep Çelik TUR (1:25:39)

Disqualified: (ADr10.8) (1,) Valeriy Borchin RUS (1:19:56); (2,) Vladimir Kanaykin RUS (1:20:27); (5,) Stanislav Yemelyanov RUS (1:21:11); (7,) Ruslan Dmytrenko UKR (1:21:31); (12,) Sergey Morozov RUS (1:22:37)

The initial pace was set by Rubino, and it was cautious in the warm and humid conditions (22°C, 85%), with the first two quarters covered in 21:15 and 20:19. Suzuki went ahead, then was overtaken by Borchin and Zhen in the 15th kilometre. By the three-quarter mark, Borchin, the hot favourite, was seven seconds ahead of Zhen in 60:42, and virtually maintained that pace with a final 5km of 19:14 for victory. The other medals went to Kanaykin, and López, who both moved up two places in the last quarter of the race. López won Colombia’s first-ever world medal, while in sixth, Kim Hyun-sub registered the best performance by a Korean in Daegu. Those achievements were ultimately upgraded to gold and bronze with the eventual disqualification of the original gold and silver medallists plus Yemelyanov, who was initially fifth.

As detailed in the 20km Walk report of 2009, Borchin was stripped of his gold medals from both Berlin and Daegu because of an abnormal haematological profile noted in his Athlete Biological Passport. Silver medallist Kanaykin was also found guilty in similar circumstances and from February 25, 2011, all his results were disqualified. Kanaykin was handed an eight-year ban as this was a second doping offence for him. This is the only World Championships event where both the first two finishers were disqualified for doping offences. López is rightfully Colombia’s first World Champion, though triple jumper Caterine Ibargüen actually received her gold three years before his promotion was confirmed.

Two further Russians – Yemelyanov (fifth) and Morozov (12th) – were both also disqualified when later checks of their Athlete Biological Passports revealed attempted use of a prohibited substance or method. As was Ukraine’s Dmytrenko, initially seventh but temporarily up to fourth while earlier sanctions were applied. So four of the original top seven in this race (1-2-5-7) had their results annulled.

X

Moscow 2013

(Aug 11)

1,	Chen Ding	CHN	1:21:09
2,	Miguel Ángel López	ESP	1:21:21
3,	João Vieira	POR	1:22:05
4,	Denis Strelkov	RUS	1:22:06
5,	Takumi Saito	JPN	1:22:09
6,	Ruslan Dmytrenko	UKR	1:22:14
7,	Inaki Gomez	CAN	1:22:21
8,	Christopher Linke	GER	1:22:36

9, Kim Hyun-Sub KOR 1:22:50; 10, Dane Bird-Smith AUS 1:23:06; 11, Yusuke Suzuki JPN 1:23:20; 12, Jaime Quiyuch GUA 1:23:24; 13, Matteo Giupponi ITA 1:23:27; 14, Andriy Kovenko UKR 1:23:46; 15, Alexandros Papamihail GRE 1:23:48; 16, José Montaña COL 1:23:50; 17, Rolando Saquipay ECU 1:24:01; 18, Rafał Augustyn POL 1:24:03; 19, Benjamin Thorne CAN 1:24:26; 20, Antón Kučmin SVK 1:24:38; 21, Yerko Araya CHI 1:24:42; 22, Ato Ibáñez SWE 1:24:49; 23, Alvaro Martín ESP 1:25:12; 24, Marius Žiūkas LTU 1:25:17; 25, Cai Zelin CHN 1:25:31; 26, Hatem Ghoula TUN 1:25:41; 27, Giorgio Rubino ITA 1:25:42; 28, Bertrand Moulinet FRA 1:26:12; 29, Ivan Losev UKR 1:26:32; 30, Alex Wright GBR 1:26:40; 31, Diego Flores MEX 1:26:46; 32, Gurmeet Singh IND 1:26:47; 33, Chandan Singh IND 1:26:51; 34, Mauricio Arteaga ECU 1:27:35; 35, Georgiy Sheiko KAZ 1:27:41; 36, Isaac Palma MEX 1:28:14; 37, Perseus Karlström SWE 1:28:20; 38, Choi Byung-Kwang KOR 1:28:26; 39, Sérgio Vieira POR 1:28:34; 40, Máté Helebrandt HUN 1:28:49; 41, Arnis Rumbeniaks LAT 1:29:13; 42, Federico Tontodonati ITA 1:29:26; 43, Francisco Arcilla ESP 1:29:38; 44, Vitaliy Anichkin KAZ 1:30:02; 45, Juan Manuel Cano ARG 1:30:45; 46, Anibal Paau GUA 1:30:54; 47, Dzianis Simanovich BLR 1:31:52; 48, Andrey Ruzavin RUS 1:32:45; 49, Rhyidan Cowley AUS 1:33:35; 50, Alex Flórez SUI 1:35:01; 51, Tim Seaman USA 1:36:35

Did not finish: Eider Arévalo COL, Luis Fernando López COL, Kevin Campion FRA, Dawid Tomala POL, Lebogang Shange RSA

Disqualified: (Tr54.7.1) Caio Bonfim BRA, Wang Zhen CHN, Erick Barrondo GUA, Kolothum Thodi Irfan IND, Byun Young-Jun KOR

Disqualified: (ADr10.1) (52.) Ebrahim Rahimian IRI (1:35:46)

Disqualified: (ADr10.8) (1.) Aleksandr Ivanov RUS (1:20:58)

Did not start: Hassanine Sbai TUN

The 29th heat played havoc with the form chart. Of the five men who had beaten 1:20, only Suzuki managed to finish in the top 25, and he was just 12th. The Japanese record holder was the early leader, and passed 5K in 20:18, maintaining the same pace to halfway (40:34). By 15km, the leading trio were Ivanov and the first two from London 2012, Chen and Barrondo. Those three were together until just after the 18km mark, at which point Barrondo was disqualified for “lifting”. Ivanov then went away to win by 11 seconds from Chen, covering his last quarter in 20:17. At age 20, Ivanov became the youngest ever male walks world champion. López was a clear third. All the Moscow walks started and finished in the stadium and included laps within the Luzhniki Olympic Complex along the bank of the River Moskva.

In March 2019, the Russian Athletics Federation announced that Ivanov, due to deviations in his Athlete Biological Passport, would be suspended for three years in 2017-2020, with his results deleted from July 9, 2012 to August 17, 2014. The suspension period was reduced to two years on appeal to the Court of Arbitration for Sport. They judged that the Russian Anti-Doping Agency had not supplied enough evidence to justify a extra year on top of the two-year punishment which was mandatory under World Athletics rules of 2012/2013. This revised penalty was confirmed by the Athletics Integrity Unit in March 2020. Ivanov not only lost his Moscow gold, but also a silver from the 2012 World Junior Championship 10,000m walk. He became the first athlete to be stripped of world medals as an under-20 and a senior.

Chen became the rightful Moscow champion from López and João Vieira (37), who became bronze medallist at his eighth World Championships. His twin Sergio moved up from 40th place to 39th.

Beijing 2015

(Aug 23)

1,	Miguel Ángel López	ESP	1:19:14
2,	Wang Zhen	CHN	1:19:29
3,	Benjamin Thorne	CAN	1:19:57
4,	Igor Glavan	UKR	1:20:29
5,	Cai Zelin	CHN	1:20:42
6,	Caio Bonfim	BRA	1:20:44
7,	Eider Arévalo	COL	1:21:13
8,	Dane Bird-Smith	AUS	1:21:37

9, Chen Ding CHN 1:21:39; 10, Kim Hyun-Sub KOR 1:21:40; 11, Lebogang Shange RSA 1:21:43; 12, Evan Dunfee CAN 1:21:48; 13, Isamu Fujisawa JPN 1:21:51; 14, Inaki Gomez CAN 1:21:55; 15, Eder Sánchez MEX 1:21:56; 16, Alvaro Martin ESP 1:22:04; 17, Quentin Rew NZL 1:22:18; 18, Hagen Pohle GER 1:22:29; 19, Massimo Stano ITA 1:22:53; 20, Giorgio Rubino ITA 1:23:23; 21, Ruslan Dmytrenko UKR 1:23:37; 22, José Montaña COL 1:23:53; 23, Dzianis Simanovich BLR 1:23:54; 24, Tom Bosworth GBR 1:23:58; 25, Aléxandros Papamihail GRE 1:24:11; 26, Jared Tallent AUS 1:24:19; 27, Federico Tontodonati ITA 1:24:33; 28, Horacio Nava MEX 1:24:40; 29, Diego García ESP 1:24:52; 30, Georgiy Sheiko KAZ 1:24:58; 31, Julio César Salazar MEX 1:24:58; 32, Chris Erickson AUS 1:25:15; 33, Kevin Campion FRA 1:25:16; 34, Nils Brembach GER 1:25:21; 35, Gurmeet Singh IND 1:25:22; 36, João Vieira POR 1:25:49; 37, Mauricio Arteaga ECU 1:25:50; 38, Christopher Linke GER 1:26:10; 39, Ivan Losev UKR 1:26:32; 40, Ato Ibáñez SWE 1:26:34; 41, Chandan Singh IND 1:26:40; 42, Juan Manuel Cano ARG 1:27:10; 43, Marco Antonio Rodríguez BOL 1:27:15; 44, Antón Kučmin SVK 1:27:46; 45, Choe Byeong-Kwang KOR 1:28:01; 46, Richard Egrey Vargas VEN 1:28:18; 47, Eiki Takahashi JPN 1:28:30; 48, José María Raymundo GUA 1:29:01; 49, Yerko Araya CHI 1:29:12; 50, Kenny Pérez COL 1:29:31

Did not finish: Baljinder Singh IND, Yusuke Suzuki JPN, Pavel Chihuana PER, Sérgio Vieira POR, Erik Tysse NOR & Perseus Karlström SWE

Disqualified: (Tr54.7.1) Aliksandr Liakhovich BLR, Andrés Chocho ECU, Alex Wright IRL, Byun Young-Jun KOR, Marius Šavelskis LTU

Cai led the field through halfway in 40:20, from a group of a dozen, including world record holder Suzuke, who dropped out shortly after that point. Another Chinese, Wang, was the leader at 15km (59:53), some 11 seconds ahead of López. The Chinese had received two warn-

ings, and had to be careful to avoid disqualification. López duly zipped past Wang at the 17km mark, and went on to win by 15 seconds, having saved his fastest 5km portion of 19:10 for the final quarter of the race. Fastest finisher of all was the surprising Thorne, who broke the Canadian record. The defending champion Aleksandr Ivanov (RUS) was entered but did not start.

All the walks at Beijing 2015 included 1637m in the stadium, then laps of a circuit on Hujing East Road, then 363m back to the stadium. For the 20km there were 18 laps of 1km, and for the 50km it was 24 laps of 2km.

London 2017

(Aug 13)

1,	Eider Arévalo	COL	1:18:53
2,	Sergey Shirobokov	ANA/RUS	1:18:55
3,	Caio Bonfim	BRA	1:19:04
4,	Lebogang Shange	RSA	1:19:18
5,	Christopher Linke	GER	1:19:21
6,	Dane Bird-Smith	AUS	1:19:28
7,	Wang Kaihua	CHN	1:19:30
8,	Alvaro Martin	ESP	1:19:41
9,	Luis Alberto Amezcua	ESP	1:19:57
10,	Miguel Ángel López	ESP	1:19:57
11,	Isamu Fujisawa	JPN	1:20:04
12,	Artur Brzozowski	POL	1:20:33
13,	Diego García Carrera	ESP	1:20:34
14,	Eiki Takahashi	JPN	1:20:36
15,	Nils Brembach	GER	1:20:42
16,	Giorgio Rubino	ITA	1:20:47
17,	Hagen Pohle	GER	1:20:53
18,	Brian Pintado	ECU	1:21:17
19,	Jin Xiangqian	CHN	1:21:24
20,	Damian Błocki	POL	1:21:29
21,	Erick Barrondo	GUA	1:21:34
22,	Aliksandr Liakhovich	BLR	1:21:39
23,	Kolothum Thodi Irfan	IND	1:21:40
24,	Kevin Campion	FRA	1:21:46
25,	Francesco Fortunato	ITA	1:22:01
26,	Kim Hyun-Sub	KOR	1:22:08
27,	Ruslan Dmytrenko	UKR	1:22:26
28,	Mauricio Arteaga	ECU	1:22:28
29,	Marius Žiūkas	LTU	1:22:38
30,	Samuel Gathimba	KEN	1:22:52
31,	Choe Byeong-Kwang	KOR	1:22:54
32,	Ivan Losev	UKR	1:23:03
33,	César Augusto Rodríguez	PER	1:23:05
34,	Wang Rui	CHN	1:23:09
35,	Jesús Vega	MEX	1:23:10
36,	Georgiy Sheiko	KAZ	1:23:11
37,	Perseus Karlström	SWE	1:23:36
38,	Daisuke Matsunaga	JPN	1:23:39
39,	Yerko Araya	CHI	1:23:46
40,	José Alejandro Barrondo	GUA	1:23:47
41,	Callum Wilkinson	GBR	1:23:54
42,	Aléxandros Papamihail	GRE	1:23:56
43,	Pedro Gómez	MEX	1:24:11
44,	Ato Ibáñez	SWE	1:24:23
45,	Ersin Tacir	TUR	1:24:43
46,	Juan Manuel Cano	ARG	1:24:49
47,	Manuel Soto	COL	1:24:56
48,	Matteo Giupponi	ITA	1:25:20
49,	Dzmitry Dziubin	BLR	1:25:41
50,	Devender Singh	IND	1:25:47
51,	Benjamin Thorne	CAN	1:26:56
52,	José María Raymundo	GUA	1:27:09
53,	Jakub Jelonek	POL	1:27:43
54,	Krishnan Ganapathi	IND	1:28:32
55,	Serhiy Budza	UKR	1:29:25
56,	Rhydian Cowley	AUS	1:30:40
57,	Kim Dae-Ro	KOR	1:30:41
58,	Mert Atli	TUR	1:31:26

Did not finish: Simon Wachira KEN; Eder Sánchez MEX; Salih Korkmaz TUR
Disqualified: (Tr54.7.1) Tom Bosworth GBR; Alex Wright IRL; Richard Egrey Vargas VEN

All of the 2017 walks were held on the same day, on a 2km loop between Buckingham Palace and Admiralty Arch in the centre of London. The men's 20km was the last of the four disciplines.

Wang Kaihua led the field past 5km in 19:54, with 22 others under 20:00. The leading group had slimmed down to 16 by halfway, with Fujisawa heading the field in 39:48. Shortly after, Britain's hope Bosworth took the lead, but was disqualified in the twelfth kilometre. Wang was back at the head of the group, now down to eight, at the ¾ mark as the pace increased with a 19:43 5km.

Wang and the tall (1.91) Linke continued to force the pace, until Arévalo went to the front in the 17th kilometre. Linke and the 18 year-old Shirobokov joined the Colombian. These three were suddenly caught by Shange, who took the lead after kilometres of 3:48 & 3:46. Arévalo and Shirobokov went clear in the closing stages, with the Colombian breaking free 300m from the finish.

Arévalo went across the line flourishing a Colombian flag he had picked up at the final drinks station, finishing 10 metres clear of the Russian neutral, with Bonfim improving one position from Rio to take the bronze. The winner's halves were covered in 39:50/39:03 and he set a national record, as did the Brazilian and fourth-placed Shange. The first two home completed their race without incurring any warnings.

Bonfim was later revealed as having failed a doping test in May 2017, but kept his medal when the AIU ultimately agreed on a deferred six-month suspension in 2018 “after evaluating the athlete's degree of fault and the gravity of the infraction”.

Doha 2019

(Oct 4/5)

1,	Toshikazu Yamanishi	JPN	1:26:34
2,	Vasily Mizinov	ANA/RUS	1:26:49
3,	Perseus Karlström	SWE	1:27:00
4,	Christopher Linke	GER	1:27:19
5,	Salih Korkmaz	TUR	1:27:35
6,	Koki Ikeda	JPN	1:29:02
7,	Tom Bosworth	GBR	1:29:34
8,	Wang Kaihua	CHN	1:29:52
9,	Yin Jiaxing	CHN	1:29:53
10,	Eiki Takahashi	JPN	1:30:04
11,	Marius Žiūkas	LTU	1:30:22
12,	Erick Barrondo	GUA	1:30:40
13,	Caio Bonfim	BRA	1:31:32
14,	Massimo Stano	ITA	1:31:36
15,	Dane Bird-Smith	AUS	1:32:11
16,	Kevin Campion	FRA	1:32:16
17,	Hagen Pohle	GER	1:32:20
18,	Andrés Chocho	ECU	1:32:49
19,	Georgiy Sheiko	KAZ	1:32:53
20,	Julio César Salazar	MEX	1:33:02
21,	Choe Byeong-Kwang	KOR	1:33:10
22,	Álvaro Martín	ESP	1:33:20
23,	Brian Pintado	ECU	1:33:48
24,	Gabriel Bordier	FRA	1:34:06
25,	Matteo Giupponi	ITA	1:34:29
26,	Miguel Ángel López	ESP	1:35:00
27,	Kolothum Thodi Irfan	IND	1:35:21
28,	Ivan Losev	UKR	1:35:42
29,	Luis Campos	PER	1:37:20
30,	Viktor Shumik	UKR	1:37:23
31,	Alex Wright	IRL	1:37:33
32,	Dawid Tomala	POL	1:38:15
33,	Samuel Gathimba	KEN	1:40:45
34,	Eduard Zabuzhenko	UKR	1:41:04
35,	Diego García Carrera	ESP	1:41:14
36,	Devender Singh	IND	1:41:48
37,	Kim Hyun-Sub	KOR	1:42:13
38,	Wayne Snyman	RSA	1:43:57
39,	Moacir Zimmermann	BRA	1:44:16
40,	Aliaksandr Liakhovich	BLR	1:44:25

Did not finish: Rhydian Cowley AUS, Cai Zelin CHN, Mauricio Arteaga ECU, Nils Brembach GER, José María Raymundo GUA, Carlos Sánchez MEX & Richard Egrey Vargas VEN

Disqualified: (Tr54.7.5) John Alexander Castañeda COL, Callum Wilkinson GBR, José Alejandro Barrondo GUA, José Ojeda MEX & José Carlos Mamani PER

The 2019 walks started and finished in front of the Qatar National Day Parade Pavilion on Doha's Corniche. For the 20km, there was a 1km loop in an anti-clockwise direction. The heat (32°C) and 73% humidity, were punishing, even at 11:30. Bird-Smith led at 5km (22:26) but would fade to 15th and require medical assistance after collapsing past the finish line. Yamanishi took over the lead just before 9km, and led by 17 seconds at halfway (44:06) over Karlström. Mizinov produced the fastest 5km split of the race, 20:53, to come home for the silver. Three men had to spend two-minute spells in the Penalty Zone, including Stano, who was in fourth place when he was penalised. Four men were disqualified under the new Technical Rule 54.7.3, meaning they had received a fourth red card after a penalty zone stay.

The winning time was nearly two minutes slower than the women's world record and more than nine minutes slower than Yamanishi's world lead of 1:17:15. The winner acknowledged the advice he'd received from his compatriot Yusuke Suzuki, who won the men's 50km six days earlier.

20 KILOMETRES WALK

Multiple Medallists:

4	Jefferson Pérez	ECU	99-2, 03-1, 05-1, 07-1
3	Francisco Javier Fernández	ESP	03-2, 05-2, 07-2
2	Jozef Pribilinec	TCH	83-2, 87-2
	Maurizio Damilano	ITA	87-1, 91-1
	Yevgeniy Misyulya	URS/BLR	91-3, 95-3
	Mikhail Shchennikov	URS/RUS	91-2, 97-2
	Valentí Massana	ESP	93-1, 95-2
	Daniel García	MEX	97-1, 99-3
	Ilya Markov	RUS	99-1, 01-2
	Roman Rasskazov	RUS	01-1, 03-3
	Wang Zhen	CHN	11-2, 15-2
	Miguel Ángel López	ESP	13-2, 15-1

Most Placings in Top Eight:

5	Pérez	99-2, 01-8, 03-1, 05-1, 07-1
---	-------	------------------------------

Most Appearances:

9	Hatem Ghoula	TUN	93-32, 95-30, 97-9, 99-16, 01-10, 03-14, 05-5, 07-3, 13-26
	João Vieira	POR	99-dq, 01-dq, 03-17, 05-dnf, 07-25, 09-9, 11-11, 13-3, 15-36

National Placings:

	1	2	3	4	5	6	7	8	Points
ESP	2	5	3	2	2	-	1	1	90
RUS/ANA	2	4	2	2	-	2	-	1	73
ITA	3	1	1	1	4	-	3	2	66
CHN	2	2	-	2	3	-	2	3	59

Men's 20 Kilometres Walk, continued

National Placings

	1	2	3	4	5	6	7	8	Points
MEX	2	1	1	2	-	1	1	1	45
ECU	3	1	-	-	-	-	-	1	32
COL	2	-	-	1	-	-	1	1	24
URS	-	1	2	1	-	-	-	-	24
JPN	1	-	-	1	1	1	1	-	22
BLR	-	-	2	-	1	2	-	-	22
AUS	-	-	-	1	2	1	2	1	21
TCH	-	2	-	-	-	2	-	-	20
GER	-	-	-	2	1	1	1	1	20
BRA	-	-	1	-	-	2	-	-	12
TUN	-	-	1	-	1	-	-	-	10
CAN	-	-	1	-	-	-	1	1	9
UKR	-	-	-	1	-	1	-	-	8
FRA	-	-	-	-	1	-	2	-	8
KOR	-	-	1	-	-	-	-	-	6
POR	-	-	1	-	-	-	-	-	6
SWE	-	-	1	-	-	-	-	-	6
SVK	-	-	-	-	-	1	-	3	6
RSA	-	-	-	1	-	-	-	-	5
TUR	-	-	-	-	1	-	-	-	4
NOR	-	-	-	-	-	1	-	1	4
GUA	-	-	-	-	-	1	-	-	3
IRL	-	-	-	-	-	1	-	-	3
GBR	-	-	-	-	-	-	1	-	2
POL	-	-	-	-	-	-	1	-	2
Totals	17	17	17	17	17	17	17	17	612

50 Kilometres Walk

Malmö 1976

(Sep 18)

1,	Veniamin Soldatenko	URS	3:54:40
2,	Enrique Vera	MEX	3:58:14
3,	Reima Salonen	FIN	3:58:53
4,	Domingo Colín	MEX	4:00:34
5,	Matthias Kroel	GDR	4:00:58
6,	Yevgeniy Lyungin	URS	4:04:36
7,	Paolo Grecucci	ITA	4:04:59
8,	Rolf Knutter	GDR	4:05:41
9,	Gerhard Weidner	FRG	4:06:20
10,	Yevgeniy Yevsyukov	URS	4:07:14
11,	Bogusław kmiecik	POL	4:09:30
12,	Steffan Müller	GDR	4:10:17
13,	Bob Dobson	GBR	4:10:20
14,	Agustin Jorbo Argenti	ESP	4:11:04
15,	Lennart Lundgren	SWE	4:11:43
16,	Heinrich Schubert	FRG	4:11:55
17,	Franco Vecchio	ITA	4:12:14
18,	Bogdan Bulakowski	POL	4:13:20
19,	Hans Binder	FRG	4:13:49
20,	Seppo Immonen	FIN	4:15:28
21,	Larry Young	USA	4:16:47
22,	Willy Sawall	AUS	4:18:27
23,	Timothy Ericsson	AUS	4:20:23
24,	Ferenc Danovsky	HUN	4:22:36
25,	Stefan Ingvarsson	SWE	4:26:45
26,	Lucien Faber	LUX	4:26:48
27,	August Hirt	USA	4:28:35
28,	Pat Farrelly	CAN	4:29:54
29,	Robin Whyte	AUS	4:30:08
30,	Shaul Ladany	ISR	4:33:02
31,	Claude Sauriat	FRA	4:34:57
32,	Roy Thorpe	GBR	4:35:57
33,	Glen Sweazey	CAN	4:36:00
34,	Max Grob	SUI	4:38:08
35,	Nico Schroten	NED	4:42:53
36,	Helmut Bueck	CAN	4:50:52
37,	Henry Klein	ISV	5:09:04

Did not finish: Gérard Lelièvre FRA, Carl Lawton GBR, Vittorio Visini ITA & Floyd Godwin USA

Did not start: Alik Basirev BUL & Nadarajan Rengasamy SGP DNS

Disqualified: Bengt Simonsen SWE

World Athletics provided compensation for the world's 50 kilometre walkers by arranging this championship race for an event which had been reluctantly dropped from the programme of the 1976 Olympics. That development was in response to IOC requests to international federations for a general reduction in the size of the Olympic Games. The World Athletics Bulletin of April 1973 reported: "The Council therefore felt that the elimination of the 50km Walking Race might be the least harmful step to take." There were also concerns about the disruption of traffic caused in an age when the event, like a marathon, took place on public roads rather than a compact circuit. So instead of gathering in Montréal that August, the world's best 50km walkers met in Malmö in September under the auspices of World Athletics with the Svenska Fri-Idrottsförbundet.

Victory went to 1972 Olympic silver medallist Soldatenko, who had become known as the "Alma Ata hippie". At 37 years 258 days, he became the oldest ever male World Championship winner in an event on the main championship programme (a record which stood until Yohann Diniz's victory 41 years later). The Soviet walker sped away from a strong Mexican challenge, passing halfway in 1:56:55. Colín,

disqualified in the Olympic 20km earlier in the summer, tried to stay with Soldatenko but slipped from second to fourth in the closing stages. The silver went to another Mexican, Vera, while the 20 year-old Salonen, in his first international race, took the bronze. The winner's 10Ks were covered in 47:30, 46:50, 45:10, 45:56 and 49:14.

Helsinki 1983

(Aug 12)

1, Ronald Weigel	GDR	3:43:08
2, José Marin	ESP	3:46:32
3, Sergey Yung	URS	3:49:03
4, Reima Salonen	FIN	3:52:53
5, Raúl González	MEX	3:53:51
6, François Lapointe	CAN	3:53:57
7, Sandro Bellucci	ITA	3:55:38
8, Viktor Dorovskikh	URS	3:56:02
9, Marco Evoniuk	USA	3:56:57
10, Bengt Simonsen	SWE	3:57:25
11, Pavol Szikora	TCH	3:59:03
12, László Sátor	HUN	3:59:27
13, Lars Ove Moen	NOR	4:00:50
14, Seppo Immonen	FIN	4:02:00
15, Manuel Alcalde	ESP	4:03:10
16, José Pinto	POR	4:03:47
17, Pavol Blažek	TCH	4:06:49
18, Karl Degener	FRG	4:06:51
19, Lennart Mether	SWE	4:07:46
20, Miklos Domjan	HUN	4:08:11
21, Felix Gómez	MEX	4:09:22
22, Dominique Guebey	FRA	4:09:40
23, Dan O'Connor	USA	4:18:41
24, Dai Mingxi	CHN	4:30:28
25, Zhang Fuxin	CHN	4:35:46
26, Osvaldo Morejón	BOL	4:35:58

Did not finish: Bogdan Bulakowski POL, Bo Gustafsson SWE, Jim Heiring USA, Gérard Lelièvre FRA & Jordi Llopart ESP
Disqualified: Erling Andersen NOR, Martín Bermúdez MEX, Bogusław Duda POL, Dietmar Meisch GDR & Mykola Udovenko URS

Mexico had high hopes of a second win in the Helsinki walks when world track record holder González held a lead of seven seconds at 20km. Soon after, however, the Mexican's lead began to shrink. At 35km, he had been caught by the GDR's Weigel. The German finished strongly to win easily in the fourth-fastest road time ever. González faded to fifth and the silver went to fast-finishing Marin, who had stopped for one minute at halfway due to stomach problems.

There was confusion at the finish. Weigel crossed the line and jogged for a few strides only to be instructed – incorrectly – to walk another full lap. This he did, but none of the other finishers were required to do so.

Rome 1987

(Sep 5)

1, Hartwig Gauder	GDR	3:40:53
2, Ronald Weigel	GDR	3:41:30
3, Vyacheslav Ivanenko	URS	3:44:02
4, Raffaello Ducceschi	ITA	3:47:49
5, Martín Bermúdez	MEX	3:48:27
6, Sandro Bellucci	ITA	3:48:52
7, Pavel Szikora	TCH	3:49:44
8, Arturo Bravo	MEX	3:52:08
9, Andrés Marin	ESP	3:52:16
10, Gottfried De Jonckheere	BEL	3:52:21
11, Raúl González	MEX	3:53:30
12, Erling Andersen	NOR	3:55:52
13, François Lapointe	CAN	3:56:11
14, Thierry Toutain	FRA	3:56:34
15, José Pinto	POR	3:56:40
16, Carl Schueler	USA	3:57:09
17, Marco Evoniuk	USA	3:57:43
18, Pavol Blažek	TCH	3:58:43
19, Paul Blagg	GBR	3:59:55
20, Jan Cortenbach	NED	4:00:10
21, Takehiro Sonohara	JPN	4:00:11
22, Jim Heiring	USA	4:03:34
23, Alain Lemercier	FRA	4:09:53
24, Denis Terraz	FRA	4:10:55
25, Michael Harvey	AUS	4:11:04
26, Willi Sawall	AUS	4:14:25
27, Martin Archambault	CAN	4:26:03

Did not finish: Reima Salonen FIN & Manuel Alcalde ESP
Disqualified: Dietmar Meisch GDR, Valery Suntsov URS, Veniamin Nikolayev URS, Jordi Llopart ESP, Bo Gustafsson SWE, Vesa Puukari FIN, Grzegorz Ledzion POL & Giacomo Poggi ITA

Hartwig Gauder, unlucky to miss the 1983 championships with injury, kept the title in GDR hands with one of the finest performances in Rome.

In the very hot conditions, he clocked the fifth-fastest time in history. Gauder, defending champion Weigel, Ivanenko and Llopart got away after 30km. By 40km, Gauder led and shortly afterwards the Spaniard was disqualified. The winner completed the race with a final 10km of 42:23, the fastest segment of the race. Weigel gained a silver

to add to his 1983 gold, while Ivanenko was almost four minutes in front of Ducceschi.

Tokyo 1991

(Aug 31)

1, Aleksandr Potashov	URS	3:53:09 (3:53:08.15)
2, Andrey Perlov	URS	3:53:09 (3:53:08.16)
3, Hartwig Gauder	GER	3:55:14
4, Vitaliy Popovich	URS	4:00:10
5, Valentin Kononen	FIN	4:02:34
6, Giuseppe De Gaetano	ITA	4:03:43
7, Fumio Imamura	JPN	4:06:07
8, René Piller	FRA	4:06:30
9, Gottfried De Jonckheere	BEL	4:07:44
10, Les Morton	GBR	4:09:18
11, Martín Bermúdez	MEX	4:11:56
12, José Marin	ESP	4:13:19
13, Takehiro Kosaka	JPN	4:13:32
14, Gyula Dudás	HUN	4:14:23
15, Tim Berrett	CAN	4:14:35
16, Pavel Szikora	TCH	4:14:59
17, Jordi Llopart	ESP	4:16:36
18, Hubert Sonnek	TCH	4:26:24
19, Torsten Trampeli	GER	4:27:23
20, Jaroslav Makovec	TCH	4:29:45
21, Germán Sánchez	MEX	4:34:41
22, Paul Blagg	GBR	4:35:22
23, Takehiro Sonohara	JPN	4:38:09
24, Chris Maddocks	GBR	4:39:15

Did not finish: Bo Gustafsson SWE, Giovanni Perricelli ITA, Basilio Labrador ESP, Simon Baker AUS, Héctor Moreno COL, Carl Schueler USA, Veijo Savikko FIN, Ronald Weigel GER, Robert Korzeniowski POL, Sandro Bellucci ITA, António Kohler BRA & Martial Fesselier FRA
Disqualified: Enrique Vera-Ibañez SWE & Rodrigo Serrano MEX

"It was like a sauna with 11 million people in it," said defending champion Gauder of the conditions. Even with a 7:00 start, the temperature was 25°C and humidity 97%. Potashov and Perlov upped the pace after 20km (1:33:03), taking with them Gauder and Popovich. The four were all still in contention at halfway, but Potashov and Perlov pulled clear of Gauder, who in turn dropped the third Soviet. The two leaders, friends for 16 years, were together for the rest of the race and decided to attempt a dead heat.

"Fifty metres before the finish we thought it would be better not to compete and finish together. It was better for me to walk with Potashov than to walk alone," said Perlov. The two crossed the line with their arms around each other, but the photograph showed that Potashov had "won" by a margin of 0.01. There were 12 non-finishers in the torrid conditions, including two-time medallist Weigel.

Stuttgart 1993

(Aug 21)

1, Jesús García	ESP	3:41:41
2, Valentin Kononen	FIN	3:42:02
3, Valeriy Spitsyn	RUS	3:42:50
4, Axel Noack	GER	3:43:50
5, Basilio Labrador	ESP	3:46:46
6, René Piller	FRA	3:48:57
7, Tim Berrett	CAN	3:50:23
8, Carlos Mercenario	MEX	3:50:53
9, Jean-Claude Corre	FRA	3:51:51
10, Sergey Korepanov	KAZ	3:52:50
11, Viktor Ginko	BLR	3:53:41
12, Germán Sánchez	MEX	3:54:07
13, Giovanni Perricelli	ITA	3:54:30
14, Simon Baker	AUS	3:57:11
15, Massimo Quiriconi	ITA	3:57:33
16, Vyacheslav Smirnov	RUS	3:58:20
17, Andrés Marin	ESP	3:58:45
18, Stefan Malik	SVK	4:01:28
19, Jonathan Matthews	USA	4:02:52
20, Fumio Imamura	JPN	4:03:22
21, Pascal Charriere	SUI	4:04:19
22, German Skurygin	RUS	4:04:27
23, Les Morton	GBR	4:06:56
24, Miloš Holuša	CZE	4:06:56
25, Modris Liepiņš	LAT	4:10:35
26, Aldo Bertoldi	SUI	4:12:09
27, Sergey Shildkret	AZE	4:14:10
28, José Urbano	POR	4:17:34
29, Adhemir Domingues	BRA	4:19:08
30, Trond Moretro	NOR	4:19:14
31, Herman Nelson	USA	4:21:08
32, Hirofumi Sakai	JPN	4:21:33
33, Michael Harvey	AUS	4:23:40
34, Eloy Quispe	BOL	4:26:20
35, Aleksandr Stiglenko	KGZ	4:31:51

Did not finish: Zoltán Czukur HUN; Hartwig Gauder GER; Stefan Johansson SWE; Julio Urias GUA; Ronald Weigel GER
Disqualified: (Tr54.7.1) Godfried De Jonckheere BEL; Robert Korzeniowski POL; Vitaliy Popovich UKR; Aleksandr Potashov BLR & Miguel Rodríguez MEX

A very high standard saw nine of the first 10 set personal bests, three of them national records. Spain completed a walks double in Stuttgart through Jesús García. The 23 year-old watched Mercenario – the 1993 World Cup winner – try to get away at around 30km before taking the

lead himself just before 40km. Noack, Korzeniowski and Kononen were in touch with the Mexican falling back.

On the final circuit, the Pole was disqualified. Kononen caught García, but the Spaniard went away again to win by 80m. Meanwhile Spitsyn finished strongly to deprive Noack of the bronze medal.

Gothenburg 1995

(Aug 10)

1,	Valentin Kononen	FIN	3:43:42
2,	Giovanni Perricelli	ITA	3:45:11
3,	Robert Korzeniowski	POL	3:45:57
4,	Miguel Rodríguez	MEX	3:46:34
5,	Jesús Angel García	ESP	3:48:05
6,	Aleksandar Raković	YUG	3:49:35
7,	Arturo Di Mezza	ITA	3:49:46
8,	René Piller	FRA	3:49:47
9,	Sergey Korepanov	KAZ	3:51:55
10,	Nikolay Matyukhin	RUS	3:53:25
11,	Stefan Malik	SVK	3:54:23
12,	Carlos Mercenario	MEX	3:55:24
13,	Axel Noack	GER	3:55:51
14,	Tim Berrett	CAN	3:57:13
15,	Aleksandr Voyevodin	RUS	3:59:23
16,	Jaime Barroso	ESP	4:01:23
17,	Pavol Blažek	SVK	4:03:45
18,	Henrik Kjellgren	SWE	4:04:38
19,	Miloš Holuša	CZE	4:04:59
20,	Fumio Imamura	JPN	4:06:08
21,	José Magalhães	POR	4:09:38
22,	Craig Barrett	NZL	4:10:26
23,	Andrés Marín	ESP	4:12:01
24,	Jean Claude Corre	FRA	4:12:38
25,	Eloy Quispe	BOL	4:16:21
26,	Michael Harvey	AUS	4:16:41

Did not finish: Sándor Urbánik HUN, Allen James USA, Germán Sánchez MEX, Valeriy Spitsyn RUS, Thierry Toutain FRA, Costica Balan ROU, Zhao Yongsheng CHN & Hubert Sonnek CZE

Disqualified: (Tr54.7.1) Giovanni De Benedictis ITA, Ronald Weigel GER, Peter Malik SVK, Viktor Ginko BLR, Vitaliy Popovich UKR, Les Morton GBR & Zoltán Czukor HUN

Zhao Yongsheng tried the same tactics which had won him the 1995 World Cup. He took the lead from the start. He was 30 seconds ahead at 10km, but this shrank to 23 seconds at 20km and eight at halfway (1:53:50). The Chinese managed to stay in front for another seven kilometres when he was caught by Kononen (7th at halfway). Zhao battled to keep with the Finn but collapsed 3:13 into the race and was taken to hospital with heat exhaustion.

Kononen, who received great support from the spectators, had no trouble going one better than in 1993. Perricelli and Korzeniowski finished strongly to claim the silver and bronze medals. "If you can stand up at the finish," said the winner, "you must be okay."

Athens 1997

(Aug 7)

1,	Robert Korzeniowski	POL	3:44:46
2,	Jesús Angel García	ESP	3:44:59
3,	Miguel Rodríguez	MEX	3:48:30
4,	Oleg Ishutkin	RUS	3:50:04
5,	Tomasz Lipiec	POL	3:50:14
6,	Fumio Imamura	JPN	3:50:27
7,	Sylvain Caudron	FRA	3:51:17
8,	Arturo Di Mezza	ITA	3:51:33
9,	Valentin Kononen	FIN	3:53:40
10,	Aleksey Voyevodin	RUS	3:54:28
11,	René Piller	FRA	3:55:06
12,	Sergey Korepanov	KAZ	3:56:19
13,	Craig Barrett	NZL	3:56:30
14,	Giovanni Perricelli	ITA	3:57:38
15,	Nikolay Matyukhin	RUS	3:58:18
16,	Axel Noack	GER	3:59:29
17,	Héctor Moreno	COL	3:59:33
18,	Stefán Malik	SVK	3:59:52
19,	Ruben Arikado	MEX	4:04:17
20,	Zoltán Czukor	HUN	4:05:09
21,	Santiago Pérez	ESP	4:05:25
22,	Dmitriy Savaytan	BLR	4:05:35
23,	Julio Urias	GUA	4:07:18
24,	Peter Zanner	GER	4:07:38
25,	Christoph Cousin	FRA	4:08:26
26,	Miloš Holuša	CZE	4:09:08
27,	José Magalhães	POR	4:10:03
28,	Orazio Romanzi	ITA	4:11:00
29,	Hristos Karayiorgos	GRE	4:30:05

Did not finish: Viktor Ginko BLR, Tim Berrett CAN, Zhao Yongsheng CHN, Jaime Barroso ESP & Bo Gustafsson SWE

Disqualified: (Tr54.7.1) Dirk Nicque BEL, Thomas Wallstab GER, Germán Sánchez MEX, Jacek Muller POL, Roman Mrázek SVK, Peter Tichy SVK, Andrew Hermann USA & Aleksandar Raković YUG

Disqualified at the 1993 Championships and third last time, Korzeniowski added the world title to his Olympic laurels with a tremendous race in which he covered the 10k segments in 47:10, 45:10, 44:59, 43:17 (!) and 44:10 – halves of 1:55:02 and (in 30°C heat) 1:49:44 to win by 13 seconds from 1993 winner García. The latter held

a 14-second lead at 15k but was caught by the pack in the 18th kilometre. Korzeniowski burst away with just over 2k to go. Rodríguez came through fast in the latter stages to overtake Ishutkin for third. All three medallists received two warnings.

X

Seville 1999

(Aug 25)

1,	Ivano Brugnetti	ITA	3:47:54
2,	Nikolay Matyukhin	RUS	3:48:18
3,	Curt Clausen	USA	3:50:55
4,	Valentí Massana	ESP	3:51:55
5,	Robert Ihly	GER	3:53:47
6,	Arturo Di Mezza	ITA	3:53:50
7,	Craig Barrett	NZL	3:54:38
8,	Yang Yongjian	CHN	3:55:23
9,	René Piller	FRA	3:56:39
10,	Modris Liepiņš	LAT	3:57:11
11,	Theodoros Stamatopoulos	GRE	3:58:37
12,	Dion Russell	AUS	3:59:23
13,	Aleksandar Raković	YUG	3:59:56
14,	Ma Hongye	CHN	4:01:28
15,	Fumio Imamura	JPN	4:01:47
16,	Miloš Holuša	CZE	4:03:20
17,	Spyros Kastánis	GRE	4:03:59
18,	Wang Yinhang	CHN	4:04:57
19,	Roman Magdziarczyk	POL	4:05:10
20,	Gyula Dudás	HUN	4:05:58
21,	Pedro Martins	POR	4:06:31
22,	Bengt Bengtsson	SWE	4:09:34
23,	Carlos Mercenario	MEX	4:09:40
24,	Denis Franke	GER	4:10:16
25,	Pascal Servanty	FRA	4:11:02
26,	Santiago Pérez	ESP	4:11:30
27,	Akihiko Koike	JPN	4:18:43
28,	Jeff Cassin	IRL	4:20:43
29,	Klaus David Jensen	DEN	4:32:06

Did not finish: Yevgeniy Shmalyuk RUS, Sergey Korepanov KAZ, Sylvain Caudron FRA, Trond Nymark NOR, Valentin Kononen FIN, Jesús Angel García ESP, Viktor Ginko BLR, Giovanni Perricelli ITA, Joel Sánchez MEX & Miguel Angel Rodríguez MEX

Did not start: Igor Kollár SVK

Disqualified: (Tr54.7.1) Aigars Fadejevs LAT, Peter Tichy SVK, Denis Trautmann GER, Zujus Daugvinas LTU, Jacob Sørensen DEN, Tomasz Lipiec POL, Zoltán Czukor HUN, Andrew Hermann USA, Tim Berrett CAN, Robert Korzeniowski POL & Allen Heppner USA

Disqualified: (ADr10.1) (1,) German Skurygin RUS (3:44:23)

The brilliant sequence of titles won by Korzeniowski (1996 Olympics, 1997 World, 1998 European) came to an end – albeit temporarily – with his disqualification shortly before 40 kilometres. By then it was clear anyway that, barring disaster, the new champion would apparently be Skurygin, who had been left in the lead when Fadejevs (ahead by 43secs at 15 kilometres and by 1 min 15 sec at 20 kilometres) was pulled at halfway. The order was Fadejevs 1:52:01, Skurygin 1:52:50, Shmalyuk and García 1:53:48, Korzeniowski and Clausen 1:54:14. By 30 kilometres Skurygin was over two minutes clear of Brugnetti (13th at halfway in 1:54:58) and Korzeniowski, and by 40 kilometres his advantage over the young Italian was more than three and a half minutes, a margin he maintained to the finish.

"The heat was very bad but I was concentrating so hard it did not effect me greatly," said Skurygin. "Fifty kilometres has always been a strong event in Russia and I'm just continuing this long, proud tradition."

In November 2001, after two years of deliberations, the Russian Federation announced a two-year suspension of Skurygin. It was finally revealed that he had failed a doping test after his victory in Seville. The title passed to Brugnetti, who at 22 became the youngest ever winner of this event.

Edmonton 2001

(Aug 11)

1,	Robert Korzeniowski	POL	3:42:08
2,	Jesús Angel García	ESP	3:43:07
3,	Edgar Hernández	MEX	3:46:12
4,	Aigars Fadejevs	LAT	3:46:20
5,	Vladimir Potemin	RUS	3:46:53
6,	Valentí Massana	ESP	3:48:28
7,	Curt Clausen	USA	3:50:46
8,	Marco Giungi	ITA	3:51:09
9,	Tomasz Lipiec	POL	3:53:06
10,	Mike Trautmann	GER	3:53:25
11,	Denis Langlois	FRA	3:53:42
12,	David Boulanger	FRA	3:53:52
13,	Francesco Galdenzi	ITA	3:54:42
14,	Philip Dunn	USA	3:56:33
15,	Mikel Odriozola	ESP	3:57:17
16,	Spyros Kastánis	GRE	3:57:35
17,	Yoshimi Hara	JPN	3:58:47
18,	Miloš Holuša	CZE	3:58:54
19,	Tim Berrett	CAN	3:59:34
20,	Sergey Korepanov	KAZ	3:59:57

21, Aleksandar Raković YUG 4:01:50; 22, Jacob Sørensen DEN 4:03:21; 23, Stefan Malik SVK 4:04:50; 24, Miguel Rodríguez MEX 4:06:45; 25, Jorge Costa POR 4:07:48; 26, Fredrik Svensson SWE 4:08:35; 27, René Piller FRA 4:10:54; 28, Jamie Costin IRL 4:11:58; 29, Fumio Imamura JPN 4:12:28; 30, Ugis Bruvelis LAT 4:22:02; 31, Arturo Huerta CAN 4:25:07

Did not finish: Sándor Urbanik HUN, Giovanni De Benedictis ITA, Omar Zepeda MEX, Trond Nymark NOR, Craig Barrett NZL, Aleksey Voyevodin RUS & Matej Spišák SVK

Disqualified: (Tr54.7.1) Darren Bown AUS, Nathan Deakes AUS, Liam Murphy AUS, Denis Trautmann GER, Modris Liepiņš LAT, Daugvinas Zujus LTU, Roman Magdziarczyk POL, Pedro Martins POR, Nikolay Matyukhin RUS & Bengt Bengtsson SWE

Robert Korzeniowski was dominant again, collecting his third World Championship gold. His compatriot Lipiec built up a big lead in the first half of the race which included 24 laps of the walking circuit. By 30km the leader was Fadejevs (2:14:26) from Korzeniowski and Potemin. Fadejevs then tried to break away before the Polish champion strode clear. He competed the last 10km in 44:21 and set a world-leading mark for 2001. The 1993 winner García collected his third world medal, a silver, while the surprising Hernández overtook Fadejevs for the bronze just 120m from the finish.

Paris 2003

(Aug 27)

1,	Robert Korzeniowski	POL	3:36:03 ^{WR}
2,	German Skurygin	RUS	3:36:42
3,	Andreas Erm	GER	3:37:46
4,	Aleksey Voyevodin	RUS	3:38:01
5,	Denis Nizhegorodov	RUS	3:38:23
6,	Jesús Angel García	ESP	3:43:56
7,	Roman Magdziarczyk	POL	3:44:53
8,	Trond Nymark	NOR	3:46:14
9,	Sergey Korepanov KAZ	3:47:42;	10, Denis Langlois FRA 3:49:05; 11, Eddy Riva FRA 3:53:18; 12, German Sánchez MEX 3:53:24; 13, Peter Korcok SVK 3:54:12; 14, Mikel Odriozola ESP 3:56:27; 15, Fredrik Svensson SWE 3:56:31; 16, Spyros Kastánis GRE 3:56:41; 17, Pedro Martins POR 3:58:10; 17, Bengt Bengtsson SWE 3:58:36; 19, Tim Berrett CAN 4:02:03

Did not finish: Francisco Pinaro ESP, Luis García GUA, Jamie Costin IRL, Miguel Angel Rodríguez MEX & Aleksandar Rakovic SCG

Disqualified: (Tr54.7.1) Bian Aiguo CHN, Wang Yinhang CHN, Yu Chaohong CHN, Miloš Holuša CZE, Jacob Sørensen DEN, János Tóth HUN, Marco Giungi ITA, Fumio Imamura JPN, Aigars Fadejevs LAT, Modris Liepiņš LAT, Craig Barrett NZL, Tomasz Lipiec POL, Grzegorz Sudoł POL, Peter Tichy SVK & Curt Clausen USA

After four World or Olympic golds at 50km, the great Robert Korzeniowski described this event as “the toughest race of my life.” Like Jefferson Pérez four days earlier, he broke the world record with negative splits. The defending champion, resident in France, was always prominent. At 15km there were seven men in the lead pack; Korzeniowski, Erm, Voyevodin, Yu, Fadejevs, Nizhegorodov and 1999 disqualifée Skurygin. Two laps later the 35 year-old Pole began to stretch away and was six seconds ahead of Erm at the halfway mark.

At 38km Erm was caught by Skurygin, who continued to close dramatically on Korzeniowski. The Russian covered 35K-45km in 41:38 compared with Korzeniowski 42:22, but the vastly experienced Pole had saved himself for a 21:12 final lap to Skurygin's 21:45. “I had no other possibility than to set a new world best,” said Korzeniowski, whose 10km splits were 44:33, 44:16, 43:25, 42:28 and 42:43.

Helsinki 2005

(Aug 12)

1,	Sergey Kiryapkin	RUS	3:38:08
2,	Aleksey Voyevodin	RUS	3:41:25
3,	Alex Schwazer	ITA	3:41:54
4,	Trond Nymark	NOR	3:44:04
5,	Zhao Chengliang	CHN	3:44:45
6,	Omar Zepeda	MEX	3:49:01
7,	Roman Magdziarczyk	POL	3:49:55
8,	Yuki Yamazaki	JPN	3:51:15
9,	Horacio Nava MEX	3:53:57;	10, Peter Korcok SVK 3:55:02; 11, Tim Berrett CAN 3:55:48; 12, Julio Martínez GUA 3:57:56; 13, Marco De Luca ITA 3:58:32; 14, Denis Langlois FRA 3:59:31; 15, Ken Akashi JPN 3:59:35; 16, Kim Dong-young KOR 4:01:25; 17, Modris Liepiņš LAT 4:01:54; 18, Miloš Batovsky SVK 4:05:44; 19,

Sergey Korepanov RUS 4:06:23; 20, Pedro Martins POR 4:08:12; 21, Antti Kempas FIN 4:10:30; 22, Jorge Costa POR 4:22:17; 23, Phillip Dunn USA 4:25:27
Did not finish: Andrey Stepanchuk BLR, Sérgio Galdino BRA, Han Yucheng CHN, Xing Shucai CHN, Luis García MEX, Rafal Fedaczynski POL, Aleksey Kazanin UKR
Disqualified: (Tr54.7.1) Viktor Ginko BLR, Miloš Holuša CZE, Jesús Angel García ESP, Mikel Odriozola ESP, Jani Lehtinen FIN, Yohan Diniz FRA, Diego Cafagna ITA, Aigars Fadejevs LAT, Miguel Solis MEX, Craig Barrett NZL, Grzegorz Sudoł POL, Vladimir Kanaykin RUS, Aleksandar Rakovic SCG, Fredrik Svensson SWE

The results showing the splits for the race told a very simple story. At every 5km mark except one, the leader was Kiryapkin. At 5km – reached in 22:16 – a group of 11 were together. This had shrunk to three – all Russians – by 10km (44:12). The pace kept increasing with Voyevodin and Kiryapkin together at 20km (1:28:02). By 30km (2:11:47) Kiryapkin was 26 seconds clear, and the screw was still turning. Kiryapkin's fourth 10km section was covered in 42:52 (sub-3:35 pace), before he let up slightly with a 43:29 over the last fifth of the race. Voyevodin finished more than three minutes back, holding off the 20 year-old Schwazer, the youngest medallist in the history of the event. Of the top four, only Voyevodin failed to set a personal best.

Osaka 2007

(Sep 1)

1,	Nathan Deakes	AUS	3:43:53
2,	Yohan Diniz	FRA	3:44:22
3,	Alex Schwazer	ITA	3:44:38
4,	Denis Nizhegorodov	RUS	3:46:57
5,	Erik Tysse	NOR	3:51:52
6,	Mikel Odriozola	ESP	3:55:19
7,	Sun Chao	CHN	3:55:43
8,	Trond Nymark	NOR	3:57:22
9,	Horacio Nava MEX	3:58:17;	10, Jarkko Kinnunen FIN 3:58:22; 11, Antti Kempas FIN 3:59:34; 12, Donatas Skarnulis LTU 3:59:48; 13, Eddy Riva FRA 4:00:44; 14, David Boulanger FRA 4:01:30; 15, António Pereira POR 4:02:09; 16, Ken Akashi JPN 4:02:31; 17, Yusuke Yachi JPN 4:05:21; 18, Diego Cafagna ITA 4:06:03; 19, Tim Berrett CAN 4:06:47; 20, Jesús Sánchez MEX 4:07:14; 21, Grzegorz Sudoł POL 4:07:48; 22, Miloš Batovsky SVK 4:08:22; 23, Nenad Filipović SRB 4:12:11; 24, Chris Erickson AUS 4:13:00; 25, Konstadinos Stefanópoulos GRE 4:14:22; 26, Augusto Cardoso POR 4:14:38; 27, Jorge Costa POR 4:16:05; 28, Iğors Kazakevics LAT 4:19:43; 29, Andrei Stepanchuk BLR 4:23:30; 30, Rafal Fedaczynski POL 4:24:51; 31, Kevin Eastler USA 4:31:52

Did not finish: Vitali Talankov BLR, Fredy Hernández COL, Santiago Pérez ESP, Jamie Costin IRL, Marco De Luca ITA, Yuki Yamazaki JPN, Ingus Janevics LAT, Tony Sargisson NZL, Kamil Kalka POL, Vladimir Kanaykin RUS, Sergey Kiryapkin RUS, Aleksey Voyevodin RUS, Peter Korcok SVK, Anton Kucmin SVK
Disqualified: (Tr54.7.1) Duane Cousins AUS, Yu Chaohong CHN, Zhao Chengliang CHN, Jesús Angel García ESP, Zoltán Czukor HUN, Colin Griffin IRL, Omar Zepeda MEX, Andreas Gustafsson SWE, Fredrik Svensson SWE

Pérez was the early leader, passing 5km in 23:36, but was 42 seconds behind Yu by 10km, after the Chinese athlete's second 5km split of 22:18. Neither man would finish. Ninety seconds behind Yu, the favourites were bidding their time. World record holder Deakes took over the lead just after the 30km point, passing 35km some six seconds ahead of European Champion Diniz, and extended his lead the rest of the way to the finish. Behind these two, Schwazer held back till the 35km point on the advice of his coach, before gaining more than one and a half minutes on Deakes. He won the bronze but was furious that his move had come too late. Down in 19th place was Canada's Tim Berrett who became the first man to compete in nine World Championships. The temperature ranged from 25° to 30° during the race, resulting in the slowest winning time since 1999.

Japan's Yamazaki was vying for a place in the top 10 with one lap remaining, but was wrongly directed into the stadium at the start of the that full lap, rather than the end. He was registered as a non-finisher.

X

Berlin 2009

(Aug 21)

1,	Trond Nymark	NOR	3:41:16
2,	Jesús Angel García	ESP	3:41:37
3,	Grzegorz Sudoł	POL	3:42:34
4,	André Höhne	GER	3:43:19

5,	Luke Adams	AUS	3:43:39
6,	Jared Tallent	AUS	3:44:50
7,	Marco De Luca	ITA	3:46:31
8,	Jarkko Kinnunen	FIN	3:47:36

9, Matej Tóth SVK 3:48:35; 10, Xu Faguang CHN 3:48:52; 11, Yohan Diniz FRA 3:49:03; 12, Jesús Sánchez MEX 3:50:55; 13, Donatas Skarnulis LTU 3:50:56; 14, Zhao Chengliang CHN 3:53:06; 15, Oleksiy Shelest UKR 3:54:03; 16, Tadas Suskevicius LTU 3:54:29; 17, Koichiro Morioka JPN 3:56:21; 18, Horacio Nava MEX 3:56:26; 19, Hervé Davaux FRA 3:57:10; 20, Andreas Gustafsson SWE 3:57:53; 21, Rafał Augustyn POL 3:58:30; 22, Augusto Cardoso POR 3:59:10; 23, Miloš Bátorvský SVK 3:59:39; 24, Li Lei CHN 4:00:13; 25, Mikel Odriozola ESP 4:00:54; 26, Cédric Houssaye FRA 4:02:44; 27, Diego Cafagna ITA 4:08:04; 28, José Alejandro Cambil ESP 4:13:14; 29, Mesias Zapata ECU 4:15:28; 30, Luis García GUA 4:18:13

Did not finish: Mario José dos Santos Jr BRA, Marco Benavides ESA, Konstadínos Stefanópoulos GRE, Jamie Costin IRL, Colin Griffin IRL, Alex Schwazer ITA, Ingus Janevics LAT, Erik Tysse NOR, Rafał Fedaczyński POL, António Pereira POR, Yuriy Andronov RUS, Denis Nizhegorodov RUS & Nenad Filipović SRB

Disqualified: (Tr54.7.1) Takayuki Tanii JPN, Yuki Yamazaki JPN & Omar Zepeda MEX
Disqualified: (ADr10.8) (1.) Sergey Kiryapkin RUS (3:38:35)

The race was held over a 25 lap 2km course with the pace varying from 22:28 (for the first 5km) to 21:31 (for the penultimate 5km). The race was led for most of the way by Adams and Tallent, with Adams ahead at 20km (1:28:24), and Tallent leading at 40km (2:55:24). The 2005 champion Kiryapkin then accelerated, and with a last 5km of 21:37, came home a winner by 2:41. His two halves were covered in 1:50:08 and 1:48:27. The next four also had negative splits, while those suffering most amongst the top finishers were the Australians and European Champion Diniz, who had led at halfway (1:50:08). Sixteen years after his world gold (also in Germany), 39 year-old Garcia – contesting his ninth World Championships – took bronze to equal Korzeniowski's record event medal tally of four.

The winner had the same coach (Viktor Chegin) as the other two Berlin walks champions. “[He] gave me advice and I followed it,” explained Kiryapkin, “start slowly then pick up speed continuously until the end of the race.”

Regrettably Kiryapkin was one of six Russian athletes who, in January 2015, were heavily banned by the Russian Anti-Doping Agency due to irregularities in their biological passports. The full extent of their initial punishments by the RUSADA was disputed by World Athletics and the case was processed by the Court of Arbitration for Sport in 2015/2016. In March 2016 the CAS upheld the World Athletics appeal, annulling all of Kiryapkin's results from August 20, 2009. Coach Chegin was given a life ban, from February 2016. Besides his Berlin world title, Kiryapkin was also stripped of his 2012 Olympic gold and the 2012 World Athletics Race Walking World Cup title. Both of those honours ultimately went to Tallent, who was seventh (then sixth) in Berlin.

Nymark became the rightful World Champion of 2009 and should now be regarded as the first Norwegian man to win such an honour, two days before javelin thrower Andreas Thorkildsen.

X Daegu 2011

(Sep 3)

1,	Denis Nizhegorodov	RUS	3:42:45
2,	Jared Tallent	AUS	3:43:36
3,	Si Tianfeng	CHN	3:44:40
4,	Luke Adams	AUS	3:45:31
5,	Koichiro Morioka	JPN	3:46:21
6,	Park Chil-Sung	KOR	3:47:13
7,	Xu Faguang	CHN	3:47:19
8,	Takayuki Tanii	JPN	3:48:03

9, Hirooki Arai JPN 3:48:40; 10, Andrés Chocho ECU 3:49:32; 11, Marco De Luca ITA 3:49:40; 12, Rafał Sikora POL 3:50:24; 13, Kim Dong-Young KOR 3:51:12; 14, Jarkko Kinnunen FIN 3:52:32; 15, Jean-Jacques Nkouloukidi ITA 3:52:35; 16, Trond Nymark NOR 3:54:26; 17, Edgar Hernández MEX 3:54:46; 18, José Leyver MEX 3:55:37; 19, Oleksiy Kazanin UKR 3:56:18; 20, Omar Zepeda MEX 3:56:41; 21, Andreas Gustafsson SWE 4:00:05; 22, Bertrand Moulinet FRA 4:07:58; 23, Quentin Rew NZL 4:08:46; 24, Li Jianbo CHN 4:10:26

Did not finish: Nathan Deakes AUS, José Ignacio Díaz ESP, Irgors Kazakēvičs LAT, Grzegorz Sudoł POL & Matej Tóth SVK

Did not start: Christopher Linke GER & Robert Heffernan IRL

Disqualified: (Tr54.7.1) Jesús Angel García ESP, Mikel Odriozola ESP, Antti Kempas FIN, Yohan Diniz FRA, Cedric Houssaye FRA, Colin Griffin IRL, Yim Jung-Hyun KOR, Tadas Šuškevičius LTU, Rafał Fedaczyński POL, Nenad Filipović SRB & Miloš Bátorvský SVK

Disqualified: (ADr10.8 & Tr54.7.1) Igor Yerokhin RUS

Disqualified: (ADr10.8) (1.) Sergey Bakulin RUS (3:41:24) & Sergey Kiryapkin RUS (DNF)

Double European champion Diniz was the early leader, passing 15km in 66:20. Then, as had happened in 2005, the Frenchman was disqualified for “lifting.” The 2007 winner Deakes took over, passing 20km in 1:28:03, and 30km in 2:11:33. The Australian then slowed up, bothered by hamstring problems, and Bakulin, 31 seconds behind at 30km was in front at 35km. The Russian maintained 3:40 pace until the last 5km, which he covered in 23:08. Behind him another Australian, Tallent, gained until 46km then lost 48 seconds in the last 4km and was passed by Nizhegorodov in the closing stages. The Daegu walks were all held on a 2km loop in Gukchae-bosang Memorial Park.

Bakulin, like his predecessor Kiryapkin, was caught doping under the World Athletics Athlete Biological Passport programme. In January 2015, the Russian Anti-Doping Agency declared that he would be stripped of his Daegu gold, but the otherwise selective nature of the RUSADA's punishment in his and five other cases was disputed by World Athletics. The Court of Arbitration for Sport settled things in the favour of World Athletics in March 2016. Bakulin was ultimately banned for three years and two months to February 2016, with the annulment of all his results from February 25, 2011. Kiryapkin was also disqualified from this race, though he failed to finish anyway.

X Moscow 2013

(Aug 14)

1,	Robert Heffernan	IRL	3:37:56
2,	Jared Tallent	AUS	3:40:03
3,	Igor Glavan	UKR	3:40:39
4,	Matej Tóth	SVK	3:41:07
5,	Grzegorz Sudoł	POL	3:41:20
6,	Ivan Noskov	RUS	3:41:36
7,	Łukasz Nowak	POL	3:43:38
8,	Takayuki Tanii	JPN	3:44:26

9, Yohann Diniz FRA 3:45:18; 10, Hiroki Arai JPN 3:45:56; 11, Jesús Ángel García ESP 3:46:44; 12, Sergiy Budza UKR 3:47:36; 13, Ivan Trotski BLR 3:47:52; 14, Marco De Luca ITA 3:48:05; 15, Chris Erickson AUS 3:49:41; 16, Quentin Rew NZL 3:50:27; 17, Claudio Villanueva ESP 3:50:29; 18, Omar Zepeda MEX 3:50:43; 19, Jarkko Kinnunen FIN 3:50:56; 20, Adrian Blocki POL 3:51:00; 21, Ato Ibáñez SWE 3:53:38; 22, Koichiro Morioka JPN 3:53:54; 23, Jean-Jacques Nkouloukidi ITA 3:54:00; 24, Brendan Boyce IRL 3:54:24; 25, Li Jianbo CHN 3:56:13; 26, Jonnathan Caceres ECU 3:56:58; 27, Pedro Isidro POR 3:57:30; 28, Dušan Majdán SVK 3:57:50; 29, Xu Faguang CHN 3:57:54; 30, Marc Mundell RSA 3:57:55; 31, Horacio Nava MEX 3:58:09; 32, Basant Bahadur Rana IND 3:58:20; 33, José Ignacio Díaz ESP 3:58:26; 34, Omar Segura MEX 3:58:34; 35, Evan Dunfee CAN 3:59:28; 36, Oh Se-Han KOR 4:01:00; 37, Tadas Šuškevičius LTU 4:01:29; 38, Andreas Gustafsson SWE 4:01:40; 39, Marius Cocioran ROU 4:04:23; 40, Veli-Matti Partanen FIN 4:04:59; 41, Teodorico Caporaso ITA 4:05:25; 42, Mário José dos Santos BRA 4:06:12; 43, Xavier Moreno ECU 4:07:29; 44, Sándor Rácz HUN 4:12:18; 45, John Nunn USA 4:34:55

Did not finish: Si Tianfeng CHN, Fredy Hernández COL, Maciej Rosiewicz GEO, Erik Tysse NOR, Predrag Filipović SRB, Yereman Salazar VEN

Disqualified: (Tr54.7.1) Ian Rayson AUS, Edwar Araya CHI, Émerson Hernández ESA, Andrés Chocho ECU, Sandeep Kumar IND, Yim Jung-Hyun KOR, Håvard Haukenes NOR, Ivan Banzeruk UKR

Disqualified: (ADr10.8) (2.) Mikhail Ryzhov RUS (3:38:58)

Did not start: Aléxandros Papamihail GE

With an 8:30 start, the conditions were much better than for the 20km walk, with the temperature ranging from 17 to 22°. The early leaders were Ryzhov and Noskov, who went through the first two 10km sections in 44:26 and 1:28:36. The main pack was almost 20 seconds further back, but over the next 5km Sudoł and Heffernan closed fast on the leaders. Sudoł led at the 25km mark, and at 30km (2:12:17) the leading pack began to dissolve. Diniz, on two warnings, dropped back as Heffernan began to apply pressure. The Irishman had a small lead over Ryzhov at 35km. The Russian continued to fight, and it was only just past 40km (2:55:04) that Heffernan finally got away. Covering the last 10km in 42:52, Heffernan won by just over a minute, a rich reward after a series of fourth places in championship competition (some of which

have since been upgraded to bronzes). Ryzhov was a fine second, with Australia's Tallent adding a fifth global medal to his collection.

"Being an Irishman taking on the Russian [walkers] in Moscow is like Ireland beating Brazil at football in Brazil," joked Heffernan, who won his gold medal on the 30th anniversary of Eamonn Coghlan's 5000m victory for Ireland at the first World Championships.

Russian fortunes dipped further when Ryzhov was found to have had an irregularity in his Athlete Biological Passport dating back to September 9, 2012. Furthermore, he failed a separate doping control test for a prohibited substance in July 2015. He was stripped of the Moscow silver medal. That instead went again to Tallent, with Glavan upgraded to bronze.

Beijing 2015

(Aug 29)

1,	Matej Tóth	SVK	3:40:32
2,	Jared Tallent	AUS	3:42:17
3,	Takayuki Tanii	JPN	3:42:55
4,	Hiroki Arai	JPN	3:43:44
5,	Robert Heffernan	IRL	3:44:17
6,	Zhang Lin	CHN	3:44:39
7,	Yu Wei	CHN	3:45:21
8,	Andrés Chocho	ECU	3:46:00
9,	Jesús Ángel García	ESP	3:46:43
10,	Quentin Rew	NZL	3:48:48
11,	Adrian Blocki	POL	3:49:11
12,	Evan Dunfee	CAN	3:49:56
13,	Chris Erickson	AUS	3:51:26
14,	Wu Qianlong	CHN	3:51:35
15,	Ivan Banzeruk	UKR	3:52:15
16,	Marco De Luca	ITA	3:53:02
17,	Matteo Giupponi	ITA	3:53:23
18,	Veli-Matti Partanen	FIN	3:54:28
19,	Serhiy Budza	UKR	3:55:10
20,	Luis Fernando López	COL	3:55:43
21,	Pedro Isidro	POR	3:55:44
22,	Tadas Šuškevičius	LTU	3:56:27
23,	Park Chil-Sung	KOR	3:56:42
24,	Håvard Haukenes	NOR	3:56:50
25,	Teodorico Caporaso	ITA	3:56:58
26,	Sandeep Kumar	IND	3:57:03
27,	Manish Singh Rawat	IND	3:57:11
28,	Rafał Augustyn	POL	3:57:30
29,	Jaime Quiyuch	GUA	3:57:41
30,	Dušan Majdán	SVK	3:58:57
31,	Matt Bilodeau	CAN	4:01:35
32,	Jarkko Kinnunen	FIN	4:02:07
33,	Marc Mundell	RSA	4:02:41
34,	Yuki Yamazaki	JPN	4:03:54
35,	Francisco Arcilla	ESP	4:07:23
36,	Luis Angel Sánchez	GUA	4:09:26
37,	John Nunn	USA	4:09:44
38,	Arnis Rumbenieks	LAT	4:28:55

Did not finish: Mário José dos Santos BRA, Benjamin Sánchez ESP, Aleksí Ojala FIN, Carl Dohmann GER, Aléxandros Papamiháil GRE, Alex Wright IRL, Marius Cocioran ROU, Anders Hansson SWE & Ato Ibáñez SWE
Disqualified: (Tr54.7.1) Lukáš Gdula CZE, Erick Barrondo GUA, Brendan Boyce IRL, Lukasz Nowak POL, Martin Tistan SVK, Igor Glavan UKR

Tóth headed the world list prior to Beijing by more than six minutes, and he won in a manner which confirmed that dominance. The Slovak led the field for more than 49km of the race. By halfway, reached in 1:51:17, he was 55 seconds up, and his second half of 1:49:15 gained a further 50 seconds on the field. The remarkably consistent Tallent, who produced a fourth consecutive World Championship effort under 3:45, was second, some 38 seconds ahead of Tanii. Tóth would have won by a greater margin but for a toilet break taken after 31km. "I have to say that this 50km was maybe the easiest race in my whole life," said the winner. It was the first ever medal in any event for Slovakia

The 1993 champion García made a record 12th World Championship appearance in ninth place. One position in front, Ecuador's Chocho set another record. His country became the 74th with an athlete in a final or top eight in Beijing. The previous most was 73 in Osaka 2007. Beijing's total would rise to 76 with the placings of Algeria and Antigua & Barbuda in later events.

In light of a growing number of positive doping tests reported for Russia's walkers, there were no competitors from that country in any of the three walking disciplines in Beijing. Aleksandr Yargunkin had been entered originally for the 50km, but himself failed an out-of-competition test on August 13, 2015.

X London 2017

(Aug 13)

1,	Yohann Diniz	FRA	3:33:12
2,	Hiroki Arai	JPN	3:41:17
3,	Kai Kobayashi	JPN	3:41:19
4,	Satoshi Maruo	JPN	3:43:03

5,	Máté Helebrandt	HUN	3:43:56
6,	Rafał Augustyn	POL	3:44:18
7,	Robert Heffernan	IRL	3:44:41
8,	Marco De Luca	ITA	3:45:02

9, Carl Dohmann GER 3:45:21; 10, João Vieira POR 3:45:28; 11, Quentin Rew NZL 3:46:29; 12, Karl Junghanns GER 3:47:01; 13, Aleksí Ojala FIN 3:47:20; 14, Evan Dunfee CAN 3:47:36; 15, Horacio Nava MEX 3:47:53; 16, José Ignacio Díaz ESP 3:48:08; 17, Claudio Villanueva ECU 3:49:27; 18, Ivan Banzeruk UKR 3:49:49; 19, Jorge Armando Ruiz COL 3:50:37; 20, José Ojeda MEX 3:51:17; 21, Rafał Fedaczyński POL 3:52:11; 22, Jarkko Kinnunen FIN 3:55:44; 23, Adrian Blocki POL 3:55:49; 24, Matt Bilodeau CAN 3:56:54; 25, Francisco Arcilla ESP 3:57:27; 26, Maryan Zakalnytskyi UKR 3:57:29; 27, Anders Hansson SWE 3:58:00; 28, Park Chil-Sung KOR 3:59:46; 29, Niu Wenbin CHN 4:01:35; 30, Narcis Mihaila ROU 4:02:27; 31, Pedro Isidro POR 4:02:30; 32, Ronal Quispe BOL 4:08:22

Did not finish: Yu Wei CHN, Luis Fernando López COL, Iván Pajuelo ESP, Michele Antonelli ITA, Artur Mastianica LTU, Dušan Majdán SVK

Disqualified: (Tr54.7.1) Edward Araya CHI, Wu Qianlong CHN, Andrés Chocho ECU, Veli-Matti Partanen FIN, Dominic King GBR, Omar Zepeda MEX, Håvard Haukenes NOR, Florin Alin Stirbu ROU, Alex Flórez SUI

Disqualified: (ADr10.8) (4.) Igor Glavan UKR DQ (ADr10.8) (3:41:42)

Triple European Champion Diniz finally won a world title after being the most dominant winner of all at London 2017. The Frenchman stayed with the field for a full 14 minutes, and then was off. Nava, who would eventually place 16th, decided to follow, but was dropped after 5km. Diniz passed 20km in 1:27:18, and then speeded up. His second 20km took 1:24:13. At that point, his lead was 5:43, an unprecedented advantage. The largest winning margins in the event's history were 3:36 by Korzeniowski in 2003, and 3:34 by Veniamin Soldatenko in 1976. Another record, at 39 years 224 days, the Frenchman became the oldest-ever male World Champion.

Diniz finished off his remarkable walk with a 10km of 41:41 to forge a victory by 8:05, clocking the second fastest mark ever of 3:33:12. His last 20km took just 1:23:19 (3:28:28 pace!), and his 25km halves were 1:48:24/1:44:48. Arai and Kobayashi were the best of the mortals, with Arai clocking an excellent 3:41:17 for the silver medal, two seconds ahead of Kobayashi. Finishing fourth was Glavan. He'd initially filled that position both in 2013 and 2015 (20km), though the Moscow placing was ultimately upgraded to bronze. In 2022, the Ukrainian was at the other end of a doping sanction after it was confirmed that he had failed an out of competition test in July 2017. He became the highest-placed doping disqualifyee from London.

Doha 2019

(Sep 29/30)

1,	Yusuke Suzuki	JPN	4:04:20
2,	João Vieira	POR	4:04:59
3,	Evan Dunfee	CAN	4:05:02
4,	Niu Wenbin	CHN	4:05:36
5,	Luo Yadong	CHN	4:06:49
6,	Brendan Boyce	IRL	4:07:46
7,	Carl Dohmann	GER	4:10:22
8,	Jesús Ángel García	ESP	4:11:28

9, Maryan Zakalnytskyi UKR 4:12:28; 10, Narcis Mihaila ROU 4:13:56; 11, Quentin Rew NZL 4:15:54; 12, Ato Ibáñez SWE 4:17:04; 13, Rafał Augustyn POL 4:20:25; 14, Matt Bilodeau CAN 4:21:13; 15, Artur Mastianica LTU 4:21:54; 16, Michele Antonelli ITA 4:22:20; 17, Aléxandros Papamiháil GRE 4:22:39; 18, Horacio Nava MEX 4:24:16; 19, Marc Tur ESP 4:24:38; 20, Jarkko Kinnunen FIN 4:25:36; 21, Arnis Rumbenieks LAT 4:28:18; 22, Artur Brzozowski POL 4:30:17; 23, Jonathan Hilbert GER 4:30:43; 24, Marc Mundell RSA 4:41:39; 25, Valeriy Lityanyuk UKR 4:42:18; 26, Bence Venyercsán HUN 4:45:04; 27, Hayato Katsuki JPN 4:46:10; 28, Rafał Sikora POL 4:50:08

Did not finish: Dzmitry Dziubin BLR, Wang Qin CHN, Andrés Chocho ECU, Claudio Villanueva ECU, José Ignacio Díaz ESP, Veli-Matti Partanen FIN, Yohann Diniz FRA, Nathaniel Seiler GER, Máté Helebrandt HUN, Teodorico Caporaso ITA, Tomohiro Noda JPN, Isaac Palma MEX, Matej Tóth SVK & Ivan Banzeruk UKR
Disqualified: (Tr54.7.5) Cameron Corbishley GBR, Dominic King GBR, Ruslans Smolonskis LAT & Håvard Haukenes NOR

Completing laps of 2km on Doha's Corniche, Suzuki led throughout the race. He was more than three minutes up at 40km and though that margin was cut to 39 seconds by the finish, the Japanese never looked like losing. Finishing much quicker were Vieira and Dunfee. Both worked their way past Niu, the Canadian doing so in the last kilome-

tre, covered by him in 4:23 (3:39:10 pace). The 43 year-old Portuguese won silver, remarking "This is the best medal of my athletics career in the hardest race I have ever done across all of my 11 World Championships appearances." Even more experienced was Garcia (49), in eighth pace at his 13th consecutive worlds. The temperature at the 23:30 start was 31°C with a humidity of 74%, figures which barely changed throughout the four-and-a-half hour race. Both Vieira and Garcia set new oldest-ever records for World Championship medallists and finalists/top eight finishers.

Brzozowski (22nd) became the first athlete in World Championship history to enter a Penalty Zone, under what is now Technical Rule 54.7.3. During the 14th kilometre, he received a third red card and so was required to stop for five minutes. After he returned to the race, he'd dropped from 16th to 43rd.

This was the final World Championship 50km walk. The previous May, the World Athletics Council approved the Race Walking Committee's proposal to "change the competition programme for race walking in order to protect and promote the discipline in major international championships and its appeal and attractiveness to new audiences." The change meant the longest walks event at championships after Tokyo 2021 would be 35km, with plans for team and mixed events after the 2022 World Championships.

"The numbers in 50km are not very promising and if we care about the development and the healthy status of our event, this is the only way to do it," said former champion Robert Korzeniowski, now a member of the World Athletics Race Walking Committee.

50 KILOMETRES WALK									
Multiple Medallists:									
4	Jesús Ángel García	ESP	93-1, 97-2, 01-2, 09-2						
	Robert Korzeniowski	POL	95-3, 97-1, 01-1, 03-1						
3	Jared Tallent	AUS	11-2, 13-2, 15-2						
2	Ronald Weigel	GDR	83-1, 87-2						
	Hartwig Gauder	GDR/GER	87-1, 91-3						
	Valentin Kononen	FIN	93-2, 95-1						
	Alex Schwazer	ITA	05-3, 07-3						
	Yohann Diniz	FRA	07-2, 17-1						
Most Placings in Top Eight:									
7	García		93-1, 95-5, 97-2, 01-2, 03-6, 09-2, 19-8						
Most Appearances:									
13	García		93-1, 95-5, 97-2, 99-dnf, 01-2, 03-6, 05-dq, 07-dq, 09-2, 11-dq, 13-11, 15-9, 19-8						
National Placings:									
	1	2	3	4	5	6	7	8	Points
RUS	2	3	1	3	2	1	-	-	69
ESP	1	4	-	1	2	3	-	1	59
GER	2	1	2	2	2	-	1	1	56
POL	3	-	2	-	2	1	3	-	53
ITA	1	1	2	1	-	3	4	3	52
JPN	1	1	2	2	1	1	1	3	49
URS	2	1	2	1	-	1	-	1	44
MEX	-	1	2	2	2	1	-	2	42
AUS	1	3	-	1	1	1	-	-	41
FIN	1	1	1	1	1	-	-	1	31
CHN	-	-	1	1	2	1	3	1	29
FRA	1	1	-	-	-	1	1	2	22
NOR	1	-	-	1	1	-	-	2	19
IRL	1	-	-	-	1	1	1	-	17
SVK	1	-	-	1	-	-	-	-	13
CAN	-	-	1	-	-	1	1	-	11
USA	-	-	1	-	-	-	1	-	8
POR	-	1	-	-	-	-	-	-	7
UKR	-	-	1	-	-	-	-	-	6
LAT	-	-	-	1	-	-	-	-	5
HUN	-	-	-	-	1	-	-	-	4
KOR	-	-	-	-	-	1	-	-	3
YUG	-	-	-	-	-	-	1	-	3
NZL	-	-	-	-	-	-	1	-	2
TCH	-	-	-	-	-	-	1	-	2
ECU	-	-	-	-	-	-	-	1	1
Totals	18	18	18	18	18	18	18	18	648

4 x 100 Metres Relay Helsinki 1983

Final (Aug 10)

1, ¹³¹	United States	37.86 _{WR}
2, ¹⁵¹	Italy	38.37
3, ¹¹¹	USSR	38.41
4, ¹⁷¹	GDR	38.51
5, ¹⁴¹	FRG	38.56
6, ¹⁶¹	Poland	38.72
7, ¹²¹	Jamaica	38.75
8, ¹⁸¹	France	38.98

Mary Decker's dramatic 3000m win and Jarmila Kratochvílová's world 400m record were already brilliant highlights on August 10, 1983, which became known as "Wonderful Wednesday." The sprint relay ended the day with the second and final of Helsinki's world records, and a third gold for the world's greatest male athlete.

Lewis had a busy night. First he anchored the US to a win in their semi-final, before taking a winning lead in the long jump final. The final, two hours later, saw the US drawn in lane 3 with Olympic Champions USSR assigned the unfavourable inside draw. Individual bronze medallist King got the US off to a strong start, but by the end of the second leg, the USSR were level. Smith pulled clear on the final bend to give Lewis a one metre lead. This he improved to five metres. The time of 37.86 was 0.17 inside the previous world record, and this news caused great celebration among the US team. One of the first to congratulate Lewis was Jason Grimes, whom Lewis had just beaten into second place in the long jump. The Americans had dominated the championships so far and were firm favourites with the crowd.

"That was probably the best feeling I've ever had in track and field," said Lewis. "We were so far from home, but we were made to feel like we were at home."

Thanks to a fine anchor leg by Pietro Mennea, Italy pipped the USSR for the silvers. For the first time, eight teams bettered 39 seconds in the same race.

Teams & unofficial splits where known:

USA	Emmit King, Willie Gault, Calvin Smith, Carl Lewis 8.98
ITA	Stefano Tilli, Carlo Simionato, Pierfrancesco Pavoni, Pietro Mennea 9.28
URS	Andrey Prokofyev, Nikolay Sidorov, Vladimir Muravyov, Viktor Bryzgin
GDR	Andreas Knebel, Thomas Schröder, Jens Hubler, Frank Emmelmann
FRG	Werner Bastians, Christian Haas, Jürgen Evers, Andreas Rizzi
POL	Krzysztof Zwolinski, Zenon Licznarski, Czesław Pradzynski, Marian Woronin
JAM	George Walcott, Ray Stewart, Leroy Reid, Samuel Bradford
FRA	Thierry François, Marc Gasparoni, Antoine Richard, Jean-Jacques Boussemart

First round (First 4 & 4 fastest to semi-finals) (Aug 9)

Heat 1: 1, GDR 39.22; 2, Bulgaria 39.55; 3, Great Britain & NI 39.56; 4, Nigeria 39.62; 5, Finland 39.65; 6, Bahamas 39.91; (non-qualifiers) 7, Ghana 41.92; Cuba DNS

Teams:

GDR	Andreas Knebel, Thomas Schröder, Jens Hubler, Frank Emmelmann
BUL	Krasimir Sarbakov, Yordan Vandov, Bogomil Karadimov, Valentin Atanasov
GBR	Ainsley Bennett, Donovan Reid, Mike McFarlane, Drew McMaster
NGR	Innocent Egbunike, Ikpoto Eseme, Samson Oyeledun, Chidi Imoh
FIN	Jouko Lehtinen, Jouko Hassi, Jukka Sihvonen, Kimmo Saaristo
BAH	Fabian Whymns, Austin Albury, Joey Wells, David Charlton
GHA	Ernest Obeng, Sam Aidoo, Edward Pappoe, Awudu Nuhu

Heat 2: 1, United States 38.75; 2, Italy 39.40; 3, Hungary 39.58; 4, Australia 40.02; (non-qualifiers) 5, Ivory Coast 40.70; Canada, Kenya & PR of China DQ

Teams:

USA	Emmit King, Willie Gault, Calvin Smith, Carl Lewis
ITA	Stefano Tilli, Carlo Simionato, Pierfrancesco Pavoni, Pietro Mennea
HUN	Ferenc Kiss, István Nagy, László Bably, István Tatár
AUS	Paul Narracott, Gerrard Keating, Bruce Frayne, Gary Minihan
CIV	Kduakio Otokpa, Avognan Nogboum, Georges Kablan, Gabriel Tiacoh
CAN	Ben Johnson, Atlee Mahorn, Desai Williams, Tony Sharpe
KEN	Alfred Nyambane, Peter Wekesa, John Anzrah, Moja Shivanda
CHN	Wang Shaoming, He Baodang, Cai Jianming, Yan Guoqiang

Heat 3: 1, USSR 38.77; 2, France 39.17; 3, FRG 39.35; 4, Poland 39.41; 5, Jamaica 39.49; 6, Greece 39.85; (non-qualifiers) 7, Thailand 40.17; 8, Chinese Taipei 40.49

Teams:

URS	Andrey Prokofyev, Nikolay Sidorov, Vladimir Muravyov, Viktor Bryzgin
-----	--

FRA	Thierry François, Marc Gasparoni, Antoine Richard, Jean-Jacques Boussemart
FRG	Werner Bastians, Christian Haas, Jürgen Evers, Andreas Rizzi
POL	Krzysztof Zwolinski, Zenon Licznarski, Czesław Pradzynski, Marian Woronin
JAM	George Walcott, Ray Stewart, Leroy Reid, Samuel Bradford
GRE	Angelos Angelidis, Theodoros Gatzios, Nikolaos Hadjinikolaou, Kosmas Stratos
THA	Somsak Boontad, Suchart Chairsuvaparb, Prasit Boomprasert, Sumet Promna
TPE	Wu Jing-Yee, Lee Kuo-Sheng, Hwang Chian-Shim, Hwang Sheng-Tai

Semi-finals (First 4 to final) (Aug 10)

Heat 1: 1, USSR 38.62; 2, Italy 38.74; 3, Poland 39.01; 4, France 39.14; (non-qualifiers) 5, Nigeria 39.44; 6, Greece 39.71; 7, Finland 40.02; Hungary DNF

Teams:

URS	Andrey Prokofyev, Nikolay Sidorov, Vladimir Muravyov, Viktor Bryzgin
ITA	Stefano Tilli, Carlo Simionato, Pierfrancesco Pavoni, Pietro Mennea
POL	Krzysztof Zwolinski, Zenon Licznarski, Czesław Pradzynski, Marian Woronin
FRA	Thierry François, Marc Gasparoni, Antoine Richard, Jean-Jacques Boussemart
NGR	Innocent Egbunike, Ikpoto Esem, Samson Oyeledun, Chidi Imoh
GRE	Angelos Angelidis, Theodoros Gatzios, Nikolaos Hadjinikolaou, Kosmas Stratos
FIN	Jouko Lehtinen, Jouko Hassi, Jukka Sihvonen, Kimmo Saaristo
HUN	Ferenc Kiss, István Nagy, László Bably, István Tatár

Heat 2: 1, United States 38.50; 2, GDR 38.95; 3, FRG 39.13; 4, Jamaica 39.18; (non-qualifiers) 5, Great Britain & NI 39.39; 6, Bulgaria 39.59; 7, Bahamas 40.52; Australia DNF

Teams:

USA	Emmit King, Willie Gault, Calvin Smith, Carl Lewis
GDR	Andreas Knebel, Thomas Schröder, Jens Hubler, Frank Emmelmann
FRG	Werner Bastians, Christian Haas, Jürgen Evers, Andreas Rizzi
JAM	George Walcott, Ray Stewart, Leroy Reid, Samuel Bradford
GBR	Ainsley Bennett, Donovan Reid, Mike McFarlane, Drew McMaster
BUL	Krasimir Sarbakov, Yordan Vandov, Bogomil Karadimov, Valentin Atanasov
BAH	Fabian Whymns, Austin Albury, Joey Wells, David Charlton
AUS	Paul Narracott, Gerrard Keating, Bruce Frayne, Gary Minihan

First round (First 4 & 4 fastest to semi-finals) (Sep 5)

Heat 1: 1, United States 38.80; 2, Hungary 39.11; 3, Japan 39.49; 4, PR of China 39.63; 5, Spain 40.20; (non-qualifiers) 6, Uganda 40.22; Great Britain & NI DQ

Teams:

USA	Lee McRae, Lee McNeill, Harvey Glance, Dennis Mitchell
HUN	István Nagy, László Karaffa, István Tatár, Attila Kovács
JPN	Kaoru Matsubara, Hirohisa Ota, Masahiro Nagura, Hiroki Fuwa
CHN	Li Tao, Cai Jianming, Li Feng, Zheng Chen
ESP	Enrique Talavera, Prado, Miguel García, Javier Arques
UGA	Moses Musonge, Joseph Ssali, Sunday Olweny, Edward Bitoga
GBR	Lincoln Asquith, John Regis, Mike McFarlane, Clarence Callender

Heat 2: 1, USSR 38.98; 2, FRG 39.10; 3, Brazil 39.57; 4, Italy 39.58; 5, Ghana 39.77; 6, Chinese Taipei 40.05 (All qualified)

Teams:

URS	Aleksandr Yevgenyev, Viktor Bryzgin, Vladimir Muravyov, Andrey Fedoriv
FRG	Fritz Heer, Volker Westhagemann, Christian Haas, Norbert Dobeleit
BRA	Joílto Bonfim, Carlos de Oliveira, Arnaldo Silva, Robson da Silva
ITA	Ezio Madonia, Stefano Tilli, Paolo Catalano, Pierfrancesco Pavoni
GHA	John Myles-Mills, Emmanuel Tuffuur, Salaam Gariba, Eric Akogyiram
TPE	Lai, Lee, Chang, Cheng

Heat 3: 1, Jamaica 38.88; 2, Cuba 39.44; 3, Senegal 39.83; 4, Portugal 40.10; (1.) Canada DQ (38.76); (non-qualifier) Nigeria DNS

Teams:

JAM	John Mair, Andrew Smith, Clive Wright, Ray Stewart
CUB	Ricardo Chacón, Leandro Peñalvar, Sergio Querol, Andrés Simón
SEN	Charles Seck, Hamidou Diawara, Joseph Diaz, Amadem Mbaye
POR	Arnaldo Abrantes, Pedro Curvelo, Luis Cunha, Luis Barroso
NGR	Augustina Olobia, Patrick Nwankwo, Innocent Egbunike, Chidi Imoh
CAN	Ben Johnson DQ, Atlee Mahorn, Desai Williams, Mike Dwyer

Semi-finals (First 4 to final) (Sep 5)

Heat 1: 1, USSR 38.29; 2, FRG 38.84; 3, Italy 39.53; (non-qualifiers) 4, Japan 39.71; 5, Spain 39.74; 6, Ghana 39.94; 7, Senegal 40.22; (2.) Canada DQ (38.50)

Teams:

URS	Aleksandr Yevgenyev, Viktor Bryzgin, Vladimir Muravyov, Vladimir Krylov
FRG	Fritz Heer, Volker Westhagemann, Christian Haas, Norbert Dobeleit
ITA	Ezio Madonia, Stefano Tilli, Paolo Catalano, Pierfrancesco Pavoni
JPN	Kaoru Matsubara, Hirohisa Ota, Masahiro Nagura, Hiroki Fuwa
ESP	Miguel García, Juan Prado, Angel Heras, Javier Arques
GHA	John Myles-Mills, Emmanuel Tuffuur, Salaam Gariba, Eric Akogyiram
SEN	Charles Seck, Hamidou Diawara, Joseph Diaz, Amadem Mbaye
CAN	Ben Johnson DQ, Atlee Mahorn, Desai Williams, Mike Dwyer

Heat 2: 1, United States 38.33; 2, Jamaica 38.66; 3, Hungary 38.78; 4, PR of China 39.05; (non-qualifiers) 5, Cuba 39.08; 6, Brazil 39.22; 7, Chinese Taipei 39.90; 8, Portugal 40.24

Teams:

USA	Lee McRae, Lee McNeill, Harvey Glance, Dennis Mitchell
JAM	John Mair, Andrew Smith, Clive Wright, Ray Stewart
HUN	István Nagy, László Karaffa, István Tatár, Attila Kovács
CHN	Li Tao, Cai Jianming, Li Feng, Zheng Chen
CUB	Ricardo Chacón, Leandro Peñalvar, Sergio Querol, Andrés Simón
BRA	Joílto Bonfim, Carlos de Oliveira, Arnaldo Silva, Robson da Silva
TPE	Lai Cheng-Chyuan, Lee Shiun-Long, Chang Yih-Yuan, Cheng Hsin-Fu
POR	Arnaldo Abrantes, Pedro Curvelo, Luis Cunha, Luis Barroso

X Rome 1987**Final (Sep 6)**

1, ¹⁵¹ United States	37.90
2, ¹³¹ USSR	38.02
3, ¹⁶¹ Jamaica	38.41
4, ¹⁷¹ FRG	38.73
5, ¹⁸¹ Hungary	39.04
6, ¹¹¹ Italy	39.62
7, ¹²¹ PR of China	39.93
(4.) ¹⁴¹ Canada	DQ (38.47)

Rightful finalists: Japan

The United States retained their title, with Lewis winning his sixth world gold, but were not nearly as convincing as in 1983. It was Dennis Mitchell, not Lewis, who anchored the USA to wins in their heats and semi-finals. In the final, the Americans were pressurised by the USSR, who held a 2m lead after a fine last changeover. Lewis, inevitably, was able to catch and pass the Soviet anchorman Vladimir Krylov. The USSR, however, smashed their European record. The winning time was the third-fastest ever.

The Canadian team which so nearly won bronze were ultimately disqualified due to the involvement of Ben Johnson. World Athletics had annulled his 1987 World Championship performances (indoors and out) after his admittance of a doping violation.

Teams & unofficial splits where known:

USA	Lee McRae, Lee McNeill, Harvey Glance, Carl Lewis 8.86
URS	Aleksandr Yevgenyev, Viktor Bryzgin, Vladimir Muravyov, Vladimir Krylov 9.01
JAM	John Mair, Andrew Smith, Clive Wright, Ray Stewart 9.23
FRG	Fritz Heer, Volker Westhagemann, Christian Haas, Norbert Dobeleit 9.38
HUN	István Nagy, László Karaffa, István Tatár, Attila Kovács 9.33
ITA	Ezio Madonia, Domenico Gorla, Paolo Catalano, Pierfrancesco Pavoni 9.39
CHN	Li Tao, Cai Jianming, Li Feng, Zheng Chen 9.25
CAN	Ben Johnson DQ, Atlee Mahorn, Desai Williams, Mike Dwyer 9.31

Tokyo 1991**Final (Sep 1)**

1, ¹⁴¹ United States	37.50 ^{WR}
2, ¹⁵¹ France	37.87
3, ¹⁶¹ Great Britain & NI	38.09
4, ¹³¹ Nigeria	38.43
5, ¹⁷¹ Italy	38.52
6, ¹⁸¹ Jamaica	38.67
7, ¹²¹ USSR	38.68
8, ¹¹¹ Canada	39.51

It had already been a notable year for the 4x100m relay, with two world records by the USA earlier in the summer. After the US sweep in the 100m final, another record looked likely, and this was confirmed in the heats. The squad of Cason, Burrell, Mitchell and Marsh won in 37.75, just 0.08 down on the new world mark. Lewis was to replace Marsh in the final, in which the United States were given an unexpectedly close race by France. However, the US won clearly in a new world record.

“We had something to prove,” said Lewis, who won his eighth world gold, “and that was that American sprinters are supreme. All summer we’ve heard that the French have been saying that the US isn’t a proper team and that they can’t change the baton.”

Teams & unofficial splits where known:

USA	Andre Cason 10.30, Leroy Burrell 8.91, Dennis Mitchell 9.22, Carl Lewis 9.07
FRA	Max Morinière, Daniel Sangouma, Jean-Charles Trouabal, Bruno Marie-Rose 9.25
GBR	Tony Jarrett, John Regis, Darren Braithwaite, Linford Christie 9.14
NGR	George Ogbeide, Olapade Adeniken, Victor Omagbemi, Davidson Ezinwa 9.40
ITA	Mario Longo, Ezio Madonia, Sandro Floris, Stefano Tilli 9.49
JAM	Dennis Mowatt, Ray Stewart, Michael Green, John Mair
URS	Viktor Bryzgin, Aleksandr Goremykin, Oleg Khramarenko, Vitaliy Savin 9.38
CAN	Ben Johnson, Mike Dwyer, Cyprian Enweani, Peter Ogilvie 9.72

First round (First 3 & 2 fastest to final) (Aug 31)

Heat 1: 1, France 38.29; 2, Great Britain & NI 38.36; 3, Jamaica 38.45; 4, Italy 38.74; (non-qualifiers) 5, Poland 39.08; 6, Spain 39.52; 7, Mexico 39.85; Germany DQ

Teams:

FRA	Max Morinière, Daniel Sangouma, Jean-Charles Trouabal, Bruno Marie-Rose
GBR	Tony Jarrett, John Regis, Darren Braithwaite, Linford Christie
JAM	Michael Green, Ray Stewart, Wayne Watson, John Mair
ITA	Mario Longo, Ezio Madonia, Sandro Floris, Stefano Tilli
POL	Jacek Marlicki, Robert Maćkowiak, Marek Zalewski, Jarosław Kaniecki
ESP	Luis Rodríguez, Miguel Gómez, Juan Jesús Traperó, Enrique Talavera
MEX	Genaro Rojas, Eduardo Nava, Hermán Adam, Jaime López
GER	Wolfgang Haupt, Steffen Bringmann, Steffen Görmer, Florian Schwarthoff

Heat 2: 1, United States 37.75; 2, Nigeria 38.44; 3, USSR 38.64; 4, Canada 38.76; (non-qualifiers) 5, Cuba 39.15; 6, Japan 39.19; 7, Ghana 39.55; 8, Austria 39.85

Teams:

USA	Andre Cason, Leroy Burrell, Dennis Mitchell, Michael Marsh
NGR	George Ogbeide, Olapade Adeniken, Victor Omagbemi, Davidson Ezinwa
URS	Viktor Bryzgin, Aleksandr Goremykin, Oleg Khramarenko, Vitaliy Savin
CAN	Peter Ogilvie, Atlee Mahorn, Ben Johnson, Bruny Surin
CUB	Joel Lamela, Leandro Peñalver, Felix Stevens, Jorge Aguilera
JPN	Satoru Inoue, Tatsuo Sugimoto, Yoshiyuki Okuyama, Tetsuya Yamashita
GHA	John Myles-Mills, Eric Akogyiram, Salaam Gariba, Emmanuel Tuffuor
AUT	Gernot Kellermayr, Thomas Renner, Franz Rattenberger, Herwig Röttl

Stuttgart 1993**Final (Aug 22)**

1, ¹³¹ United States	37.48
2, ¹⁴¹ Great Britain & NI	37.77
3, ¹⁵¹ Canada	37.83
4, ¹⁸¹ Cuba	38.39
5, ¹⁶¹ Australia	38.69
6, ¹¹¹ Germany	38.78
7, ¹²¹ Ivory Coast	38.82
8, ¹⁷¹ Sweden	39.22

The first semi-final brought together the three eventual medal-winning teams and generated a world record in the process. The United States clocked 37.40 to equal the record set at the Barcelona Olympic Games. It was a slight disappointment to see the same team fail to improve on that time in the final, where Burrell had to slow down to receive the baton from Mitchell. Nevertheless, the United States won easily from a star-studded British team.

“We pressed too much,” said Burrell. “We wanted to break the world record and that cost us our concentration. Our handoffs were not nearly as good as they were yesterday.”

Carl Lewis surrendered his place on the team to Burrell, who failed to qualify for the individual events in Stuttgart. However, one runner from the winning Helsinki quartet was among the medals again – Smith. He ran in Mitchell’s place in the heats and so was awarded an extra medal.

Teams:

USA	Jon Drummond, Andre Cason, Dennis Mitchell, Leroy Burrell 8.98
GBR	Colin Jackson, Tony Jarrett, John Regis, Linford Christie 9.01
CAN	Robert Esmie, Glenroy Gilbert, Bruny Surin, Atlee Mahorn
CUB	Andrés Simón, Iván García, Joel Isasi, Jorge Aguilera
AUS	Paul Henderson, Damien Marsh, Dean Capobianco, Tim Jackson
GER	Marc Blume, Robert Kurnicki, Michael Huke, Steffen Görmer 9.30
CIV	Quattara Lagazane, Jean-Olivier Zirignon, Frank Waota, Ibrahim Meité
SWE	Torbjörn Mårtensson, Mattias Sunneborn, Torbjörn Eriksson, Thomas Leandersson

First round (First 3 in each heat & 4 fastest to semi-finals) (Aug 21)

Heat 1: 1, Ivory Coast 38.77; 2, Great Britain & NI 38.80; 3, Sweden 39.32; 4, Japan 39.40; 5, Switzerland 39.46; 6, New Zealand 39.77 (All qualified)

Teams:

CIV	Quattara Lagazane, Jean-Olivier Zirignon, Frank Waota, Ibrahim Meité
GBR	Jason John, Tony Jarrett, Darren Braithwaite, Linford Christie
SWE	Torbjörn Mårtensson, Torbjörn Eriksson, Lars Hedner, Thomas Leandersson
JPN	Hideki Onohara, Hisatsugu Suzuki, Hideyaki Miyata, Satoru Inoue
SUI	Kevin Widmer, Olivier Bettex, Alain Reimann, David Dollé
NZL	Todd Blythe, Mark Keddell, Chris Donaldson, Gus Nketia

Heat 2: 1, Canada 38.86; 2, France 38.94; 3, Ghana 39.01; 4, Spain 39.44; (non-qualifiers) 5, Trinidad & Tobago 40.24; Russia DQ (Tr24.7)

Teams:

CAN	Robert Esmie, Glenroy Gilbert, Bruny Surin, Atlee Mahorn
FRA	Olivier Théophile, Daniel Sangouma, Jean-Claude Trouabal, Eric Perrot
GHA	Salaam Gariba, Nelson Boateng, Solomon Amegacher, Emmanuel Tuffuor
ESP	Juan Jesús Traperó, Pedro Nolet, Jordi Mayoral, Enrique Talavera
TTO	Wendell Williams, Patrick Delice, Neil de Silva, Ato Boldon
RUS	Pavel Galkin, Oleg Fatun, Andrey Fedoriv, Aleksandr Porkhomovskiy

Heat 3: 1, United States 38.12; 2, Australia 39.04; 3, Greece 39.91; (non-qualifiers) 4, Sierra Leone 40.69; 5, Netherlands Antilles 42.20; Senegal & Jamaica DNS

Teams:

USA	Jon Drummond, Andre Cason, Calvin Smith, Leroy Burrell
AUS	Paul Henderson, Damien Marsh, Dean Capobianco, Tim Jackson
GRE	Alexandros Yenovelis, Yiorgos Panayiotopoulos, Ioannis Nafpliotis, Alexandros Terzian
SLE	Francis Keyta, Foday Sillah, Haroun Korjie, Sanusi Turay
AHO	Manuel Ellsworth, Junior De Lain, Pierre Monte, Edleberg Martinus
SEN	No declaration
JAM	No declaration

Heat 4: 1, Cuba 38.66; 2, Germany 38.90; 3, Italy 39.37; (non-qualifiers) 4, Mexico 39.79; 5, Thailand 40.12; 6, Barbados 40.24

Teams:

CUB	Andrés Simón, Iván García, Joel Isasi, Jorge Aguilera
GER	Marc Blume, Robert Kurnicki, Michael Huke, Steffen Görmer
ITA	Giorgio Marras, Carlo Occhiena, Andrea Amici, Ezio Madonia
MEX	Jaime López, Alejandro Cardeñas, Hermán Adam, Miguel Maranda
THA	Worakit Vachaprutti, Visut Watanasin, Niti Piyapan, Vissanu Sophanich
BAR	Edsel Chase, Roger Jordan, Henrico Atkins, Kirk Cummins

Semi-finals (First 4 to final) (Aug 21)

Heat 1: 1, United States 37.40WR; 2, Canada 37.99; 3, Great Britain & NI 38.05; 4, Australia 38.46; (non-qualifiers) 5, Ghana 38.61; 6, Greece 39.00; 7, Japan 39.01; 8, New Zealand 39.93

Teams:

USA	Jon Drummond, Andre Cason, Dennis Mitchell, Leroy Burrell 8.92
CAN	Robert Esmie, Glenroy Gilbert, Bruny Surin, Atlee Mahorn
GBR	Jason John, Tony Jarrett, Darren Braithwaite, Linford Christie
AUS	Paul Henderson, Damien Marsh, Dean Capobianco, Tim Jackson
GHA	Salaam Gariba, Nelson Boateng, Solomon Amegacher, Emmanuel Tuffuor
GRE	Alexandros Yenovelis, Yiorgios Panayiotopoulos, Ioannis Nafpliotis, Alexandros Terzian
JPN	Hedeki Onohara, Tatsuo Sugimoto, Satoru Inoue, Koji Ito
NZL	Todd Blythe, Mark Keddell, Chris Donaldson, Gus Nketia

Heat 2: 1, Germany 38.58; 2, Cuba 38.73; 3, Sweden 38.96; 4, Ivory Coast 38.97; (non-qualifiers) 5, Spain 39.17; Switzerland, France & Italy DQ (Tr17.3.1)

Teams:

GER	Marc Blume, Robert Kurnicki, Michael Huke, Steffen Görmer
CUB	Andrés Simón, Iván García, Joel Isasi, Jorge Aguilera
SWE	Torbjörn Mårtensson, Torbjörn Eriksson, Lars Hedner, Thomas Leandersson
CIV	Quattara Lagazane, Jean-Olivier Zirignon, Frank Waota, Ibrahim Meité
ESP	Juan Jesús Traperó, Pedro Nolet, Jordi Mayoral, Enrique Talavera
SUI	Kevin Widmer, Olivier Bettex, Alain Reimann, David Dollé
FRA	Olivier Théophile, Daniel Sangouma, Jean-Charles Trouabal, Eric Perrot
ITA	Giorgio Marras, Carlo Occhiena, Andrea Amici, Ezio Madonia

Gothenburg 1995**Final (Aug 13)**

1, ¹⁴¹ Canada	38.31
2, ¹⁵¹ Australia	38.50
3, ¹³¹ Italy	39.07
4, ¹⁶¹ Jamaica	39.10
5, ¹⁸¹ Japan	39.33
6, ¹¹¹ Brazil	39.35
7, ¹⁷¹ Ukraine	39.39
¹²¹ Sweden	DQ (Tr24.7)

The United States' winning streak ended in the heats when Jon Drummond (2nd leg) and Tony McCall messed up their exchange. It looked as if McCall had gone off too slowly, leaving the pair no room and time to pass the baton. In fact, Drummond took the blame, admitting he was running faster than expected.

In any case, the USA would have had a tough race against Commonwealth champions Canada, who had the individual 100m silver and gold medallists – Surin and Bailey – on the last two legs. Their first three runners were the same as the team which won the bronze medals in 1993. Despite this, their last changeover was poor with Bailey looking backwards. Canada still won but were given a good race by Australia, who smashed their national record in both preliminary races. Even more of a revelation were Italy, for whom Floris made up two places on the anchor leg to take the bronze medals. Times in the final were slowed by the windy conditions on the final day.

Sweden ran a lap of honour after setting a national record of 38.74 when they won their heat. They progressed to the final where they were sadly disqualified.

Teams:

CAN	Robert Esmie, Glenroy Gilbert, Bruny Surin, Donovan Bailey
AUS	Paul Henderson, Tim Jackson, Steve Brimacombe, Damien Marsh
ITA	Giovanni Puggioni, Ezio Madonia, Angelo Cipolloni, Sandro Floris
JAM	James Beckford, Michael Green, Leon Gordon, Raymond Stewart
JPN	Hisatsugu Suzuki, Koji Ito, Satoru Inoue, Yoshitaka Ito
BRA	André da Silva, Sidnei de Souza, Édson Ribeiro, Robson da Silva
UKR	Aleksey Chikhachov, Dmitriy Vanyayikin, Oleg Kramarenko, Sergey Osovich
SWE	Peter Karlsson, Mattias Ghansah, Lars Hedner, Tobias Karlsson

First round (First 3 & 4 fastest to semi-finals) (Aug 12)

Heat 1: 1, Canada 38.38; 2, Japan 38.79; 3, Brazil 38.85; 4, Russia 39.03; 5, Germany 39.06; (non-qualifiers) 6, Togo 39.45; 7, Cameroon 40.72

Teams:

CAN	Robert Esmie, Glenroy Gilbert, Bruny Surin, Donovan Bailey
JPN	Hisatsugu Suzuki, Koji Ito, Satoru Inoue, Yoshitaka Ito
BRA	André da Silva, Sidnei de Souza, Édson Ribeiro, Robson da Silva
RUS	Pavel Galkin, Aleksandr Sokolov, Andrey Grigoryev, Andrey Fedoriv
GER	Marc Blume, Robert Kurnicki, Christian Konieczny, Michael Huke
TOG	Teko Folligan, Boévi Lawson, Franck Amegnigan, Kossi Akoto
CMR	Issa Nteppe, Benjamin Sirimou, Samuel Nchinda, Pierre Makon

Heat 2: 1, Sweden 38.74; 2, France 38.82; 3, Spain 39.35; 4, Bahamas 39.37; (non-qualifiers) 5, Ghana 39.83; Cuba DQ (Tr24.7); Saudi Arabia DQ (Tr17.3.1)

Teams:

SWE	Peter Karlsson, Mattias Ghansah, Lars Hedner, Tobias Karlsson
FRA	Olivier Théophile, Sébastien Carrat, Jean-Charles Trouabal, Pascal Théophile
ESP	Frutos Feo, Javier Navarro, Jordi Mayoral, Pedro Nolet
BAH	Renward Wells, Brian Babbs, Andrew Tynes, Alfred Stubbs
GHA	Duah Abu, Abdul Zakari, Eric Nkansah, Emmanuel Tuffuor
CUB	Leonardo Prevot, Joel Lamela, Joel Isasi, Jorge Aguilera
KSA	Mohammed Al-Bishy, Mohammed Al-Masoud, Mohammad Saif, Jamal Al-Saffar

Heat 3: 1, Australia 38.28; 2, PR of China 38.81; 3, Jamaica 38.92; 4, Ivory Coast 39.29; (non-qualifiers) 5, Barbados 39.68; 6, Trinidad & Tobago 40.09; United States DNF

Teams:

AUS	Paul Henderson, Tim Jackson, Steve Brimacombe, Damien Marsh
CHN	Li Xiaoping, Lin Wei, Huang Danwei, Chen Wenzhong
JAM	Leon Gordon, Michael Green, Warren Johnson, Raymond Stewart
CIV	Ahmed Douhou, Jean-Olivier Zirignon, Eric Pacôme, Ibrahim Meité
BAR	Garfield Gill, Jason St.Hill, Achebe Hope, Obadele Thompson
TTO	Alvin Daniel, Patrick Delice, Neil De Silva, Hayden Stephens
USA	Maurice Greene, Jon Drummond, Tony McCall, Michael Marsh

Heat 4: 1, Italy 39.00; 2, Great Britain & NI 39.07; 3, Ukraine 39.31; (non-qualifiers) 4, Mexico 39.66; 5, New Zealand 39.70; 6, St.Kitts & Nevis 40.12; Greece DQ (Tr24.7)

Teams:

ITA	Giovanni Puggioni, Ezio Madonia, Angelo Cipolloni, Sandro Floris
GBR	Jason Gardener, Darren Braithwaite, John Regis, Solomon Wariso
UKR	Aleksey Chikhachov, Dmitriy Vanyayikin, Oleg Kramarenko, Sergey Osovich
MEX	Carlos Villaseñor, Alejandro Cárdenas, Genaro Rojas, Jaime Barragan
NZL	Laud Codjoe, Mark Keddell, Chris Donaldson, Gus Nketia
SKN	Rinaldo Liddie, Eric Haynes, Kim Collins, Kurvin Wallace
GRE	Alexandros Yenovelis, Alexander Alexópoulos, Yiorgos Panayiotopoulos, Alex Terzian

Semi-finals (First 4 to final) (Aug 12)

Heat 1: 1, Canada 38.16; 2, Jamaica 38.64; 3, Ukraine 38.76; 4, Sweden 38.78; (non-qualifiers) 5, PR of China 38.93; 6, Ivory Coast 39.50; 7, Bahamas 39.65; France DNF

Teams:

CAN	Robert Esmie, Glenroy Gilbert, Bruny Surin, Donovan Bailey
JAM	Robert Foster, Michael Green, Leon Gordon, Raymond Stewart
UKR	Aleksey Chikhachov, Dmitriy Vanyayikin, Oleg Kramarenko, Sergey Osovich
SWE	Peter Karlsson, Mattias Ghansah, Lars Hedner, Tobias Karlsson
CHN	Li Xiaoping, Lin Wei, Huang Danwei, Chen Wenzhong
CIV	Ahmed Doohou, Jean-Olivier Zirignon, Eric Pacôme, Ibrahim Meité
BAH	Renward Wells, Andrew Tynes, Iram Lewis, Alfred Stubbs
FRA	Olivier Théophile, Sébastien Carrat, Jean-Charles Trouabal, Pascal Théophile

Heat 2: 1, Australia 38.17; 2, Italy 38.41; 3, Brazil 38.48; 4, Japan 38.67; (non-qualifiers) 5, Great Britain & NI 38.75; 6, Russia 38.78; 7, Germany 38.90; 8, Spain 39.16

Teams:

AUS	Paul Henderson, Tim Jackson, Steve Brimacombe, Damien Marsh
ITA	Giovanni Puggioni, Ezio Madonia, Angelo Cipolloni, Sandro Floris
BRA	André da Silva, Sidnei de Souza, Édson Ribeiro, Robson da Silva
JPN	Hisatsugu Suzuki, Koji Ito, Satoru Inoue, Yoshitaka Ito
GBR	Jason Gardener, Darren Braithwaite, John Regis, Solomon Wariso
RUS	Aleksandr Porkhomovskiy, Aleksandr Sokolov, Andrey Grigoryev, Andrey Fedoriv
GER	Holger Blume, Robert Kurnicki, Christian Konieczny, Michael Huke
ESP	Frutos Feo, Javier Navarro, Jordi Mayoral, Pedro Nolet

Athens 1997

Final (Aug 10)

1,	¹⁸¹ Canada	37.86
2,	¹³¹ Nigeria	38.07
3,	¹⁵¹ Great Britain & NI	38.14
4,	¹⁶¹ Cuba	38.15
5,	¹⁴¹ Ghana	38.26
6,	¹²¹ Brazil	38.48
7,	¹⁷¹ Spain	38.72
	¹¹¹ France	DQ (Tr24.7)

The USA renaissance in the Athens 100m was not replicated in the relay. As in Gothenburg a bungled baton pass ensured the team never got through the heats. This time the culprits were Brian Lewis and Tim Montgomery on the first two legs. That left the way clear for Canada to retain the title, which they did from the outside lane in 37.86 with Bailey timed at 8.94 for his final flying 100m. Nigeria, who had only progressed as a fastest loser in the first round, finished second and Britain pipped Cuba for the bronze. A total of 13 teams broke 39.0, matching the 1995 record.

Teams & unofficial splits where known:

CAN	Robert Esmie, Glenroy Gilbert, Bruny Surin, Donovan Bailey 8.94
NGR	Osmond Ezinwa, Olapade Adeniken, Francis Obikwelu, Davidson Ezinwa
GBR	Darren Braithwaite, Darren Campbell, Doug Walker, Julian Golding
CUB	Alfredo García, Misael Ortiz, Iván García, Luis Pérez
GHA	Abu Duah, Eric Nkansah, Abdul Zakari, Emmanuel Tuffuor
BRA	Vicente de Lima, Claudinei da Silva, Robson da Silva, Édson Ribeiro
ESP	Frutos Feo, Venancio José, Jordi Mayoral, Carlos Berlanga
FRA	Emmanuel Bangué, Frédéric Krantz, Gilles Quénehervé, Stéphane Cali

First round (First 3 & 4 fastest to semi-finals) (Aug 9)

Heat 1: 1, Ghana 38.41; 2, Sweden 39.04; 3, Ukraine 39.32; (non-qualifiers) 4, Mexico 39.93; United States DNF; Jamaica & Cyprus DNS

Teams:

GHA	Abu Duah, Eric Nkansah, Abdul Zakari, Emmanuel Tuffuor
SWE	Patrik Lövgren, Torbjörn Mårtensson, Torbjörn Eriksson, Peter Karlsson
UKR	Aleksey Chikhachov, Sergey Osovich, Oleg Kramarenko, Vladislav Dologodin
MEX	Carlos Villaseñor, Alejandro Banda, Jaime López, Juan Pedro Toledo
USA	Brian Lewis, Tim Montgomery, Dennis Mitchell, Maurice Greene
JAM	Donovan Powell, Dennis Mowatt, Garth Robinson, Elston Cawley
CYP	No declaration

Heat 2: 1, Brazil 38.31; 2, Canada 38.36; 3, Japan 38.44; 4, Nigeria 38.46; (non-qualifiers) 5, Portugal 39.37; 6, Slovenia 39.62; 7, New Zealand 39.66; 8, Liberia 39.90

Teams:

BRA	Vicente de Lima, Claudinei da Silva, Robson da Silva, Édson Ribeiro
CAN	Carlton Chambers, Glenroy Gilbert, Bruny Surin, Donovan Bailey
JPN	Satoru Inoue, Koji Ito, Hiroyasu Tsuchie, Nobuharu Asahara
NGR	Osmond Ezinwa, Olapade Adeniken, Francis Obikwelu, Davidson Ezinwa
POR	Paulo Neves, Mario Barbosa, Paulo Figueiredo, Carlos Calado
SLO	Marko Stor, Urban Ačman, Tomaz Bozic, Gregor Breznik

NZL Gus Nketia, Chris Donaldson, Paul Gibbons, Donald MacDonald
LBR Konty Mawenh, Sayon Cooper, Robert Dennis, Eddie Neufville

Heat 3: 1, Great Britain & N 38.47; 2, France 38.80; 3, Spain 38.87; 4, Poland 39.00; 5, Bahamas 39.09; (non-qualifiers) 6, Ireland 39.46; 7, Cameroon 39.73; Ivory Coast DQ (Tr24.7) (38.81)

Teams:

GBR Darren Campbell, Marlon Devonish, Darren Braithwaite, Julian Golding
FRA Emmanuel Bangué, Frédéric Krantz, Olivier Théophile, Stéphane Cali
ESP Frutos Feo, Venancio José, Jordi Mayoral, Francisco Navarro
POL Marcin Krzywanski, Dariusz Adamczyk, Piotr Balcerzak, Ryszard Pilarczyk
BAH Renward Wells, Andrew Tynes, Dennis Darling, Joseph Styles
IRL Kevin Cogley, Gary Ryan, Tom Comyns, Neil Ryan
CMR Alfred Moussambani, Issa Nthepe, Serge Bengono II, Claude Toukene
CIV N'Dri Pacome, Jean-Olivier Zirignon, Ahmed Douhou, Ibrahim Meité

Heat 4: 1, Cuba 38.64; 2, Greece 38.74; 3, Italy 38.97; 4, Qatar 39.05; (non-qualifiers) 5, Hungary 39.38; 6, Australia 39.39; Fiji DNS

Teams:

CUB Alfredo García, Misael Ortiz, Iván García, Luis Pérez
GRE Alexandros Yenovelis, Thomas Sbokos, Yiorgos Panayiotopoulos, Angelos Pavlakakis
ITA Andrea Amici, Giovanni Puggioni, Carlo Occhiena, Sandro Floris
QAT Jassim Abbas, Sultan Al-Sheeb, Sulaiman Yusuf, Saad Al-Kuwari
HUN Viktor Kovács, Miklós Gyulai, Szabolcs Alexa, Gábor Dobos
AUS Ryan Witnish, Damien Marsh, Steve Brimacombe, Rod Mapstone
FIJ No declaration

Semi-finals (First 4 to final) (Aug 9)

Heat 1: 1, Ghana 38.12; 2, Great Britain & NI 38.25; 3, Spain 38.60; 4, France 38.71; (non-qualifiers) 5, Italy 38.77; 6, Poland 38.79; 7, Qatar 39.53; Greece DNF

Teams:

GHA Abu Duah, Eric Nkansah, Abdul Zakari, Emmanuel Tuffuor
GBR Dwain Chambers, Darren Campbell, Darren Braithwaite, Julian Golding
ESP Frutos Feo, Venancio José, Jordi Mayoral, Carlos Berlanga
FRA Emmanuel Bangué, Frédéric Krantz, Olivier Théophile, Stéphane Cali
ITA Andrea Amici, Giovanni Puggioni, Carlo Occhiena, Sandro Floris
POL Marcin Krzywanski, Dariusz Adamczyk, Piotr Balcerzak, Ryszard Pilarczyk
QAT Jassim Abbas, Sultan Al-Sheeb, Sulaiman Yusuf, Saad Al-Kuwari
GRE Alexandros Yenovelis, Thomas Sbokos, Yiorgos Panayiotopoulos, Angelos Pavlakakis

Heat 2: 1, Nigeria 37.94; 2, Cuba 38.06; 3, Canada 38.15; 4, Brazil 38.17; (non-qualifiers) 5, Japan 38.31; 6, Sweden 38.89; 7, Bahamas 39.12; Ukraine DNF

Teams:

NGR Osmond Ezinwa, Olapade Adeniken, Francis Obikwelu, Davidson Ezinwa
CUB Alfredo García, Misael Ortiz, Iván García, Luis Pérez
CAN Robert Esmie, Glenroy Gilbert, Bruny Surin, Donovan Bailey
BRA Vicente de Lima, Claudinei da Silva, Robson da Silva, Édson Ribeiro
JPN Satoru Inoue, Koji Ito, Hiroyasu Tsuchie, Nobuharu Asahara
SWE Patrik Lövgren, Torbjörn Mårtensson, Torbjörn Eriksson, Peter Karlsson
BAH Renward Wells, Andrew Tynes, Dennis Darling, Joseph Styles
UKR Aleksey Chikhachov, Sergey Osovich, Oleg Kramarenko, Vladislav Dologodin

X Seville 1999**Final (Aug 29)**

1, ¹⁵¹ United States	37.59
2, ¹³¹ Great Britain & NI	37.73
3, ¹⁴¹ Brazil	38.05
4, ¹²¹ Cuba	38.63
5, ¹¹¹ Poland	38.70
6, ¹⁷¹ South Africa	38.74
7, ¹⁸¹ Hungary	38.83
(3.) ¹⁶¹ Nigeria	DQ (ADr11.1) (37.91)

It should have been no contest between the USA and Britain but in fact Greene was extended on the anchor to ensure a US win in 37.59, the fifth-fastest ever time. The British quartet broke the European record with 37.73, the no. 8 mark of all time. Chambers took over fractionally ahead of Greene and was level to 50m, but in the second half of the race the world record holder drew well clear. By winning three golds at a single World Championships he equalled the record held by Carl Lewis (1983 & 1987) and Marita Koch (1983). With title holders Canada making a poor first change and being disqualified in the heats, the way was clear for Nigeria to initially claim bronze in 37.91, an African record, while Brazil set new South American figures.

A doping violation by Nigerian lead-off man Asonze was later confirmed, dating back to June 1999. His suspension period was for two years, so the relay bronzes were awarded to the Brazilians.

Teams:

USA Jon Drummond, Tim Montgomery, Brian Lewis, Maurice Greene
GBR Jason Gardener, Darren Campbell, Marlon Devonish, Dwain Chambers
BRA Raphael de Oliveira, Claudinei da Silva, Édson Ribeiro, André da Silva
CUB Alfredo García-Baró, Iván García, Luis Pérez-Rionda, Yoel Hernández
POL Marcin Krzywanski, Marcin Urbaś, Piotr Balcerzak, Marcin Nowak
RSA Mome Nagel, Marcus la Grange, Lee-Roy Newton, Matthew Quinn
HUN Viktor Kovács, Gábor Dobos, Roland Németh, Zsolt Szeglet
NGR Innocent Asonze DQ (ADr10.8), Francis Obikwelu, Daniel Effiong, Deji Aliu

First round (First 2 & 2 fastest to final) (Aug 28)

Heat 1: 1, United States 38.06; 2, Poland 38.75; (non-qualifiers) 3, Italy 38.98; 4, Thailand 39.55; 5, Liberia 40.89; France DNF; Ghana & Canada DQ (Tr24.7)

Teams:

USA Jon Drummond, Tim Montgomery, Brian Lewis, Maurice Greene
POL Marcin Krzywanski, Marcin Urbaś, Piotr Balcerzak, Marcin Nowak
ITA Luca Verdecchia, Massimiliano Donati, Maurizio Checcucci, Andrea Colombo
THA Kongdech Natenee, Vissanu Sophanich, Reanchai Seeharwong, Sittichai Suwonprateep
LBR Kouty Mawenh, Sayon Cooper, Paul Sehzie, Andrew Reyes
FRA Thierry Lubin, Frédéric Krantz, Vincent Caure, Aimé Nthépé
GHA Christian Nsiah, Eric Nkansah, Albert Agyeman, Leonard Myles-Mills
CAN Donovan Bailey, Glenroy Gilbert, Trevino Betty, Bruny Surin

Heat 2: 1, Great Britain & NI 38.31; 2, Cuba 38.61; (non-qualifiers) 3, Israel 38.81; 4, Germany 38.84; 5, Cameroon 39.25; Australia & Spain DQ (Tr24.7)

Teams:

GBR Jason Gardener, Darren Campbell, Allyn Condon, Dwain Chambers
CUB Alfredo García-Baró, Iván García, Luis Pérez-Rionda, Yoel Hernández
ISR Rafel Jaar, Gidon Jablonka, Tommy Kafri, Aleksandr Porkhomovskiy
GER Marc Blume, Christian Schacht, Holger Blume, Michael Huke
CMR Jean-François Ngapout, Serge Bengono II, Joseph Batangdon, Claude Toukene
AUS Darryl Wohlsen, Paul Di Bella, Dean Capobianco, Matt Shirvington
ESP Diego Santos, José Illan, Francisco Javier Navarro, Carlos Berlanga

Heat 3: 1, Brazil 38.46; 2, Nigeria 38.57; 3, Hungary 38.71; 4, South Africa 38.76; (non-qualifiers) 5, Jamaica 38.86; Russia DQ (Tr24.7); Greece DQ (Tr17.3.1)

Teams:

BRA Raphael de Oliveira, Claudinei da Silva, Édson Ribeiro, André da Silva
NGR Sunday Emmanuel, Francis Obikwelu, Daniel Effiong, Deji Aliu
HUN Viktor Kovács, Gábor Dobos, Roland Németh, Miklós Gyulai
RSA Mome Nagel, Marcus la Grange, Lee-Roy Newton, Matthew Quinn
JAM Garth Robinson, Patrick Jarrett, Christopher Williams, Ray Stewart
RUS Aleksandr Smirnov, Sergey Slukin, Denis Nikolayev, Andrew Fedoriv
GRE Yeórgos Theodoridis, Alexándros Alexópoulos, Yórgos Panayiotópoulos, Hristóforos Hoidis

X Edmonton 2001**Final (Aug 12)**

1, ¹⁸¹ South Africa	38.47
2, ¹⁵¹ Trinidad & Tobago	38.58
3, ¹⁷¹ Australia	38.83
4, ¹³¹ Japan	38.96
5, ¹²¹ Ivory Coast	39.18
6, ¹¹¹ Poland	39.71
¹⁶¹ Brazil	DNF
¹⁴¹ United States	DQ (ADr11.1) (37.96)

This was the final event of the Edmonton championships and was packed with incident from the first round heats, held on the penultimate morning of the meeting. The United States lead-off runner in the heats, Jon Drummond, suffered cramp in the middle of his run and only just managed to pass on the baton to Mickey Grimes. In doing so, he stepped inside his lane line, causing his team to be disqualified. There was an appeal and the team were re-instated "in the spirit of fair play." Meanwhile medal favourites Britain and Cuba failed to finish after messing up their final exchanges. A further major contender, Jamaica, went out when their third leg runner forgot to start running as his incoming team-mate approached. The United States also very nearly went out in the semi-finals, when Montgomery had to stop at the end of the last zone in order to collect the baton safely from the experienced Mitchell.

In the final, it was Trinidad who led to halfway before Mitchell and Montgomery combined to give their country the biggest winning margin in this event since 1983. Semi-final winners Brazil came to grief on their second exchange and South Africa came through for silver ahead of Trinidad, for whom anchor runner Brown became the youngest ever male world championship medalist at 16 years 305 days.

Mitchell also set a record, initially becoming the first man to win World Championship golds medals across three decades. He had been part of the winning squad in 1987 and ran the third leg for the winning teams in 1991 and 1993. Unfortunately he was ultimately stripped of his Edmonton gold along with the United States team owing to the doping violation of Montgomery. A 2005 judgement by the Court of Arbitration in Sport declared that all of the American's performances since March 31, 2001 should be annulled. All the relay medals were redistributed, with gold going to South Africa.

Teams:

RSA	Morne Nagel, Corne Du Plessis, Lee-Roy Newton, Mathew Quinn
TTO	Marc Burns, Ato Boldon, Jacey Harper, Darrel Brown
AUS	Matt Shirvington, Paul Di Bella, Steve Brimacombe, Adam Basil
JPN	Ryo Matsuda, Shingo Suetsugu, Toshiyuki Fujimoto, Nobuharu Asahara
CIV	Jean-Marie Irie Desire, Ahmed Douhou, Yves Sonan, Eric N'Dri
POL	Ryszard Pilarczyk, Lukasz Chyla, Piotr Balcerzak, Marcin Jędrusiński
BRA	Cláudio de Souza, Édson Ribeiro, André da Silva, Claudinei da Silva
USA	Mickey Grimes, Bernard Williams, Dennis Mitchell, Tim Montgomery DQ (ADr10.8)

First round (First 3 & 4 fastest to semi-finals) (Aug 11)

Heat 1: 1, Brazil 38.44; 2, Trinidad & Tobago 38.60; 3, Poland 38.79; (non-qualifiers) Thailand DQ (Tr17.3.1); Venezuela DQ (Tr17.3.1)

Teams:

BRA	Cláudio de Souza, Édson Ribeiro, André da Silva, Claudinei da Silva
TTO	Marc Burns, Ato Boldon, Jacey Harper, Darrel Brown
POL	Ryszard Pilarczyk, Lukasz Chyla, Piotr Balcerzak, Marcin Urbás
THA	Kongdech Natenee, Visanu Sophanich, Ekkachai Janthana, Reanchai Seehawong
VEN	Juan Morillo, William Hernández, José Carabali, Helly Ollarves

Heat 2: 1, United States 38.35; 2, Japan 38.67; 3, France 38.97; 4, Nigeria 39.10; (non-qualifiers) 5, Belgium 39.22; Liberia DNF; Germany DQ (Tr24.7)

Teams:

USA	Jon Drummond, Mickey Grimes, Dennis Mitchell, JJ Johnson
JPN	Ryo Matsuda, Shingo Suetsugu, Toshiyuki Fujimoto, Nobuharu Asahara
FRA	Fabrice Calligny, Frédéric Krantz, David Patros, Needy Guims
NGR	Taiwo Bamidele, Chinedu Orialla, Sunday Emmanuel, Uchenna Emedolu
BEL	Nathan Bongelo, Anthony Ferro, Kevin Rans, Erik Wijmeersch
GER	Rasgawa Pinnock, Steffen Otto, Alexander Kosenkow, Tim Goebel
LBR	Kouty Mawenh, Sayon Cooper, Sultan Tucker, Koïyan Morlu

Heat 3: 1, Canada 38.63; 2, Australia 38.96; 3, Italy 38.97; 4, Saudi Arabia 39.15; 5, Bahamas 39.16; (non-qualifier) 6, Jamaica 40.05

Teams:

CAN	Okiki Akinremi, Glenroy Gilbert, Jermaine Joseph, Nick Macrozonaris
AUS	Matt Shirvington, Paul Di Bella, Steve Brimacombe, Adam Basil
ITA	Francesco Scuderi, Marco Torrieri, Maurizio Checcucci, Andrea Colombo
KSA	Mohamed Al-Yami, Mubarak Mubarak Atah, Salem Al-Yami, Jamal Al-Saffar
BAH	Renward Wells, Andrew Tynes, Iram Lewis, Dominic Demeritte
JAM	Julien Dunkley, Dwight Thomas, Christopher Williams, Ricardo Williams

Heat 4: 1, South Africa 38.72; 2, Ivory Coast 38.74; 3, Mauritius 38.99; 4, Israel 39.13; (non-qualifiers) 5, Cameroon 39.29; Cuba and Great Britain & NI DNF

Teams:

RSA	Morne Nagel, Corne Du Plessis, Lee-Roy Newton, Mathew Quinn
CIV	Ibrahim Meité, Ahmed Douhou, Yves Sonan, Eric N'Dri
MRI	Arnaud Casquette, Eric Milazar, Fernando Augustin, Stéphan Buckland
ISR	Kfir Golan, Tommy Kafri, Gideon Jablonka, Alex Porkhomovskiy
CMR	Alfred Moussambani, Serge Bengono, Joseph Batangdon, Claude Toukene
CUB	José César, Luis Pérez Rionda, Iván García, Freddy Mayola
GBR	Dwain Chambers, Marlon Devonish, Christian Malcolm, Jonathan Barbour

Semi-finals (First 4 to final) (Aug 12)

Heat 1: 1, Brazil 38.23; 2, Japan 38.54; 3, Ivory Coast 38.60; 4, South Africa 38.63; (non-qualifiers) 5, Italy 38.71; 6, Saudi Arabia 39.04; 7, Israel 39.39; (6,) France DQ (ADr11.1) (38.89)

Teams:

BRA	Cláudio de Souza, Édson Ribeiro, André da Silva, Claudinei da Silva
JPN	Ryo Matsuda, Shingo Suetsugu, Toshiyuki Fujimoto, Nobuharu Asahara
CIV	Ibrahim Meité, Ahmed Douhou, Yves Sonan, Eric N'Dri
RSA	Morne Nagel, Corne Du Plessis, Lee-Roy Newton, Mathew Quinn
ITA	Francesco Scuderi, Marco Torrieri, Maurizio Checcucci, Andrea Colombo

KSA	Yahya Saed Al-Kahes, Mubarak Mubarak Atah, Salem Al-Yami, Jamal Al-Saffar
ISR	Kfir Golan, Tommy Kafri, Gideon Jablonka, Alex Porkhomovskiy
FRA	Fabrice Calligny, Frédéric Krantz, Christoph Cheval DQ (ADr10.8), David Patros

Heat 2: 1, Trinidad & Tobago 38.76; 2, Poland 38.92; 3, Australia 38.97; (1,) United States DQ (ADr11.1) (38.60); (non-qualifiers) 4, Nigeria 39.05; 5, Canada 39.16; 6, Bahamas 39.20; 7, Mauritius 39.25

Teams:

TTO	Marc Burns, Ato Boldon, Jacey Harper, Darrel Brown
POL	Ryszard Pilarczyk, Lukasz Chyla, Piotr Balcerzak, Marcin Urbás
AUS	Matt Shirvington, Paul Di Bella, Steve Brimacombe, Adam Basil
NGR	Taiwo Bamidele, Chinedu Orialla, Tamunosiki Aforudibo, Uchenna Emedolu
CAN	Nick Macrozonaris, Glenroy Gilbert, Jermaine Joseph, Anson Henry
BAH	Renward Wells, Andrew Tynes, Iram Lewis, Dominic Demeritte
MRI	Arnaud Casquette, Eric Milazar, Fernando Augustin, Stéphan Buckland
USA	Mickey Grimes, Bernard Williams, Dennis Mitchell, Tim Montgomery DQ (ADr10.8)

X

Paris 2003

Final (Aug 31)

1, ¹⁶¹ United States	38.06
2, ¹⁴¹ Brazil	38.26
3, ¹⁷¹ Netherlands	38.87
4, ¹⁸¹ Nigeria	38.89
5, ¹²¹ Poland	38.89
6, ¹¹¹ Japan	39.05
¹³¹ Jamaica	DNF
(2,) ¹⁵¹ Great Britain & NI	DQ (ADr11.1) (38.08)

Rightful finalists: Canada

This was a repeat of 1999, a close race between the United States and Britain for whom Dwain Chambers ran the anchor leg. The US were without Maurice Greene, Tim Montgomery or Jon Drummond. Yet their squad of mainly 200m stars clocked a fast 37.99 in the semis.

In the final, Britain were drawn inside the US and were put in front by Campbell on leg 2. Devonish kept Britain ahead and passed over to Chambers just ahead of Brazil and the USA. Chambers forged ahead with his first strides, then the US anchorman Joshua "JJ" Johnson responded. The American closed the gap all the way down the straight and dipped at the finish 0.02 ahead. The result was disappointing enough for Britain, but silver turned to nothing when an earlier positive doping test on Chambers was confirmed. At an out-of-competition test on August 1, 2013, he became the first athlete to be punished for taking tetrahydrogestrinone (THG), a previously undetectable steroid. The subsequent promotion of the Netherlands to bronze meant that Troy Douglas became the then oldest ever male World Championship medalist, at 40 years 274 days.

Teams:

USA	John Capel, Bernard Williams, Darvis Patton, JJ Johnson
BRA	Vicente de Lima, Édson Ribeiro, André da Silva, Cláudio de Souza
NED	Timothy Beck, Troy Douglas, Patrick van Balkom, Caimin Douglas
NGR	Olusoji Fasuba, Uchenna Emedolu, Deji Musa, Deji Aliu
POL	Piotr Balcerzak, Lukasz Chyla, Marcin Nowak, Marcin Urbás
JPN	Hiroyasu Tsuchie, Hisashi Miyazaki, Ryo Matsuda, Nobuharu Asahara
JAM	Ricardo Williams, Dwight Thomas, Michael Frater, Asafa Powell
GBR	Christian Malcolm, Darren Campbell, Marlon Devonish, Dwain Chambers DQ (ADr10.8)

First round (First 3 & 4 fastest to semi-finals) (Aug 30)

Heat 1: 1, United States 38.28; 2, France 38.61; 3, Germany 38.91; 4, Ghana 38.94; 5, Dominican Republic 39.01; (non-qualifiers) 6, PR of China 39.28; Hungary DQ (Tr24.7) (39.36)

Teams:

USA	John Capel, Bernard Williams, Darvis Patton, JJ Johnson
FRA	Ronald Pognon, Aimé-Issa Nthépé, Frédéric Krantz, Jérôme Éyana
GER	Tobias Unge, Marc Blume, Alexander Kosenkow, Ronny Ostwald
GHA	Christian Nsiah, Eric Nkansah, Aziz Zakari, Leo Myles-Mills
DOM	Juan Encarnacion, Luis Morillo, Juan Sainfleur, Joel Baéz
CHN	Shen Yunbao, He Jun, Yang Yaouzu, Chen Haijian
HUN	Zsolt Szeglet, Géza Pauer, Gábor Dobos, Miklós Gyulai

Heat 2: 1, Brazil 38.53; 2, Nigeria 38.76; 3, Japan 38.77; (non-qualifiers) 4, Belgium 39.05; Cameroon DQ (Tr17.3.1) (39.59); Cyprus DQ (Tr24.7) (40.64); Ukraine DQ (Tr24.7) (39.23)

Teams:

BRA	Vicente de Lima, Édson Ribeiro, André da Silva, Cláudio de Souza
NGR	Deji Musa, Tamunosiki Atorudibo, Olusoji Fasuba, Deji Aliu
JPN	Hiroyasu Tsuchie, Hisashi Miyazaki, Ryo Matsuda, Nobuharu Asahara
BEL	Nathan Bongelo, Anthony Ferro, Kristof Beyens, Xavier de Baerdemaker
CMR	Alfred Moussambani, Serge Bengono, Jean-Francis Ngapout, Joseph Batangdon
CYP	Constantinos Kokkinos, Anthimos Rotos, Neophytos Michael, Prodromos Katsantonis
UKR	Konstantin Vasyukov, Konstantin Rurak, Aleksandr Kaydash, Dmytro Gluschenko

Heat 3: 1, Poland 38.52; 2, Netherlands 38.72; 3, Jamaica 38.84; 4, Trinidad & Tobago 38.89; (non-qualifiers) 5, New Zealand 39.25; 6, Oman 40.65

Teams:

POL	Marcin Krzywanski, Lukasz Chyla, Marcin Nowak, Marcin Jędrusiński
NED	Timothy Beck, Troy Douglas, Patrick van Balkom, Guus Hoogmoed
JAM	Julien Dunkley, Dwight Thomas, Michael Frater, Ricardo Williams
TTO	Marc Burns, Ato Boldon, Jacey Harper, Nicconner Alexander
NZL	Dallas Roberts, Chris Donaldson, James Dolphin, Donald MacDonald
OMA	Fahad Said, Hamood Al-Dalhami, Mohamed Al-Shikeili, Juma Mubarak Al-Jabri

Heat 4: 1, Italy 38.63; 2, Canada 38.72; 3, Australia 38.76; (1.) Great Britain & NI DQ (ADr11.1) (38.24); (non-qualifiers) 4, Ivory Coast 39.34; 5, Liberia 40.08; Saudi Arabia DNF

Teams:

ITA	Francesco Scuderi, Simone Collio, Massimiliano Donati, Alessandro Cavallaro
CAN	Rhoan Sterling, Anson Henry, Charles Allen, Pierre Browne
AUS	Matt Shirvington, Patrick Johnson, Paul Di Bella, Adam Basil
CIV	Marius Loua, Ibrahim Meité, Yves Sonan, Eric N'Dri
LBR	Sayon Cooper, Kouty Mawenh, Joseph Brent, Abraham Koiyan
KSA	Khalifa Al-Saker, Yahya Al-Gahes, Salem Al-Yami, Ata Mubarak
GBR	Christian Malcolm, Dwain Chambers DQ (ADr10.8), Marlon Devonish, Mark Lewis-Francis

Semi-finals (First 3 & 2 fastest to final) (Aug 30)

Heat 1: 1, United States 37.99; 2, Jamaica 38.45; 3, Poland 38.50; 4, Japan 38.58; 5, Netherlands 38.63; (non-qualifiers) 6, Trinidad & Tobago 38.84; 7, Ghana 38.88; 8, Italy 38.93

Teams:

USA	John Capel, Bernard Williams, Darvis Patton, JJ Johnson
JAM	Ricardo Williams, Dwight Thomas, Michael Frater, Asafa Powell
POL	Marcin Krzywanski, Lukasz Chyla, Marcin Nowak, Marcin Jędrusiński
JPN	Hiroyasu Tsuchie, Hisashi Miyazaki, Ryo Matsuda, Nobuharu Asahara
NED	Timothy Beck, Troy Douglas, Patrick van Balkom, Caimin Douglas
TTO	Marc Burns, Ato Boldon, Jacey Harper, Nicconner Alexander
GHA	Christian Nsiah, Eric Nkansah, Aziz Zakari, Leo Myles-Mills
ITA	Francesco Scuderi, Simone Collio, Massimiliano Donati, Alessandro Cavallaro

Heat 2: 1, Brazil 38.50; 2, Nigeria 38.58; (1.) Great Britain & NI DQ (ADr11.1) (38.26); (non-qualifiers) 3, Canada 38.66; 4, France 38.79; 5, Australia 38.90; Dominican Republic & Germany DNF

Teams:

BRA	Vicente de Lima, Édson Ribeiro, André da Silva, Cláudio de Souza
NGR	Deji Musa, Uchenna Emedolu, Olusoji Fasuba, Deji Aliu
CAN	Charles Allen, Anson Henry, Jermaine Joseph, Pierre Browne
FRA	Ronald Pognon, Aimé-Issa Nthépé, Frédéric Krantz, Jérôme Éyana
AUS	Matt Shirvington, Patrick Johnson, Paul Di Bella, Adam Basil
DOM	Juan Encarnacion, Luis Morillo, Juan Sainfleur, Yoel Baéz
GER	Tobias Unger, Marc Blume, Alexander Kosenkow, Ronny Ostwald
GBR	Christian Malcolm, Darren Campbell, Marlon Devonish, Dwain Chambers DQ (ADr10.8)

Helsinki 2005**Final (Aug 13)**

1, ¹⁴¹ France	38.08
2, ¹³¹ Trinidad & Tobago	38.10
3, ¹⁵¹ Great Britain & NI	38.27
4, ¹⁶¹ Jamaica	38.28
5, ¹²¹ Australia	38.32
6, ¹⁷¹ Netherlands Antilles	38.45
7, ¹⁸¹ Germany	38.48
8, ¹¹¹ Japan	38.77

Every final the United States has contested it has won, but for the third time in World Championship history its team failed to make it out of the heats when Mardy Scales failed to connect with Leonard Scott.

Gardener gave Britain a one-metre advantage at the end of the first

leg in the final, but excellent legs by Pognon and de Lépine gave France a metre lead over Trinidad & Tobago at the last changeover. Dovy surprisingly held off Darrel Brown for the gold medal, while Frater closed very quickly, just failing to catch Britain's Lewis-Francis for the bronzes.

Teams:

FRA	Ladji Doucouré, Ronald Pognon, Eddy de Lepine, Lueyi Dovy
TTO	Kevon Pierre, Marc Burns, Jacey Harper, Darrel Brown
GBR	Jason Gardener, Marlon Devonish, Christian Malcolm, Mark Lewis-Francis
JAM	Lerone Clarke, Dwight Thomas, Ainsley Waugh, Michael Frater
AUS	Daniel Batman, Joshua Ross, Kris Neofytou, Patrick Johnson
AHO	Geronimo Goeloe, Charlton Raphaela, Jairo Duzant, Churandy Martina
GER	Alexander Kosenkow, Marc Blume, Tobias Unger, Marius Broening
JPN	Shingo Suetsugu, Shinji Takahira, Tatsuro Yoshino, Nobuharu Asahara

First round (First 2 & 2 fastest to final) (Aug 12)

Heat 1: 1, France 38.34; 2, Jamaica 38.37; 3, Germany 38.58; 4, Australia 38.65; (non-qualifiers) 5, Brazil 38.92; 6, Finland 39.30; United States DNF

Teams:

FRA	Oudère Kankarafou, Ronald Pognon, Eddy de Lepine, Lueyi Dovy
JAM	Lerone Clarke, Dwight Thomas, Ainsley Waugh, Michael Frater
GER	Alexander Kosenkow, Marc Blume, Tobias Unger, Marius Broening
AUS	Daniel Batman, Joshua Ross, Patrick Johnson, Matt Shirvington
BRA	Cláudio Roberto Souza, Bruno Pacheco, Basilio de Morães, André da Silva
FIN	Markus Pöyhönen, Nipa Tran, Jarkko Ruostekivi, Tommi Hartonen
USA	Mardy Scales, Leonard Scott, Tyson Gay, Maurice Greene

Heat 2: 1, Trinidad & Tobago 38.28; 2, Great Britain & NI 38.32; 3, Japan 38.46; 4, Netherlands Antilles 38.60; (non-qualifiers) 5, Canada 38.67; 6, Nigeria 39.29; Poland DNF; Italy DQ (Tr24.7) (38.68)

Teams:

TTO	Kevon Pierre, Marc Burns, Jacey Harper, Darrel Brown
GBR	Jason Gardener, Marlon Devonish, Christian Malcolm, Mark Lewis-Francis
JPN	Nobuharu Asahara, Shinji Takahira, Tatsuro Yoshino, Shingo Suetsugu
AHO	Geronimo Goeloe, Charlton Raphaela, Jairo Duzant, Churandy Martina
CAN	Richard Adu-Bobie, Pierre Browne, Anson Henry, Nicolas Macrozonaris
NGR	Olusoji Fasuba, Uchenna Emedolu, Chinedu Oriala, Deji Aliu
POL	Michał Bielczyk, Marcin Jędrusiński, Marcin Nowak, Marcin Urbás
ITA	Luca Verdecchia, Simone Collio, Massimiliano Donati, Andrew Howe

Osaka 2007**Final (Sep 1)**

1, ¹⁴¹ United States	37.78
2, ¹⁵¹ Jamaica	37.89
3, ¹⁷¹ Great Britain & NI	37.90
4, ¹⁶¹ Brazil	37.99
5, ¹⁸¹ Japan	38.03
6, ¹⁹¹ Germany	38.62
¹³¹ Poland	DNF
¹²¹ Nigeria	DNF

The US team was favoured to win, but after Powell gained more than 3m on Dixon on the anchor leg in the heats, the odds began to shift towards Jamaica. The final saw surprising de Lima leading at the first exchange with a 0.03 advantage over Patton. Britain were 1½m behind, and Jamaica's Anderson a further two metres back. Bolt and Pickering were the fastest on the second leg, both running 9.05 seconds, with Britain, USA and Brazil level at the halfway point and Jamaica still two metres or so in arrears.

Gay confirmed his sprint double with a searing 9.05 leg on the bend, giving the US a two-metre lead over Britain at the final exchange, with Jamaica in fifth place. Powell, eager to make up for his relatively poor run in the 100m final, ate up the deficit, catching Britain's Mark Lewis-Francis in the last metre with his 8.84 split while both gained on Dixon who held on to win.

There were a record four teams under 38.00 in one race, with Brazil, and Japan clocking the fastest ever times for fourth and fifth.

Teams & unofficial splits where known:

USA	Darvis Patton 10.28, Wallace Spearmon 9.22, Tyson Gay 9.05, Leroy Dixon 9.23
JAM	Marvin Anderson 10.60, Usain Bolt 9.05, Nesta Carter 9.40, Asafa Powell 8.84
GBR	Christian Malcolm 10.43, Craig Pickering 9.05, Marlon Devonish 9.24, Mark Lewis-Francis 9.18

BRA	Vicente de Lima 10.25, Rafael Ribeiro 9.22, Basílio de Morães 9.33, Sandro Viana 9.19
JPN	Naoki Tsukahara 10.43, Shingo Suetsugu 9.09, Shinji Takahira 9.35, Nobuharu Asahara 9.16
GER	Ronny Ostwald, Tobias Unger, Alexander Kosenkow, Julian Reus
POL	Michał Bielczyk, Lukasz Chyla, Marcin Jędrusiński, Dariusz Kuć
NGR	Obinna Metu, Uche Isaac, Chinedu Oriala, Olusoji Fasuba

First round (First 3 & 2 fastest to final) (Aug 31)

Heat 1: 1, Brazil 38.27; 2, Great Britain & NI 38.33; 3, Poland 38.70; (non-qualifiers) 4, Italy 38.81; 5, South Africa 39.05; 6, Russia 39.08; 7, Canada 39.43

Teams:

BRA	Vicente de Lima, Rafael Ribeiro, Basílio de Morães, Sandro Viana
GBR	Christian Malcolm, Craig Pickering, Marlon Devonish, Mark Lewis-Francis
POL	Michał Bielczyk, Lukasz Chyla, Marcin Jędrusiński, Dariusz Kuć
ITA	Rosario La Mastra, Simone Collio, Maurizio Checcucci, Jacques Riparelli
RSA	Christiaan Krone, Leigh Julius, Snyman Prinsloo, Sherwin Vries
RUS	Aleksandr Volkov, Mikhail Yegorychev, Roman Smirnov, Ivan Teplykh
CAN	Richard Adu-Bobie, Anson Henry, Jared Connaughton, Neville Wright

Heat 2: 1, Jamaica 38.02; 2, United States 38.10; 3, Japan 38.21; 4, Nigeria 38.43; 5, Germany 38.56 (non-qualifiers) 6, Australia 38.73

Teams:

JAM	Dwight Thomas, Steve Mullings, Nesta Carter, Asafa Powell
USA	Rodney Martin, Wallace Spearmon, Darvis Patton, Leroy Dixon
JPN	Naoki Tsukahara, Shingo Suetsugu, Shinji Takahira, Nobuharu Asahara
NGR	Obinna Metu, Uche Isaac, Chinedu Oriala, Olusoji Fasuba
GER	Ronny Ostwald, Tobias Unger, Alexander Kosenkow, Julian Reus
AUS	Matt Shirvington, Adam Miller, Tim Williams, Aaron Rouge-Serret

Berlin 2009**Final (Aug 22)**

1, ¹⁷¹	Jamaica	37.31 ^{WR}
2, ¹⁶¹	Trinidad & Tobago	37.62
3, ¹³¹	Great Britain & NI	38.02
4, ¹⁵¹	Japan	38.30
5, ¹⁸¹	Canada	38.39
6, ¹⁴¹	Italy	38.54
7, ¹²¹	Brazil	38.56
8, ¹¹¹	France	39.21

Between 1920 and 1987 the USA won 15 of 16 global championships available, but between 1988 and 2008 the record was seven of 15. After Berlin 2009 it was seven out of 16, because after apparently winning their heat in 37.97, it was successfully protested (by British officials) that their final change between Shawn Crawford and Darvis Patton had taken place before the start of the designated zone. Jamaica – without Powell or Bolt – took things very carefully in running 38.60 behind Italy in the second heat.

Expectations were again high for a world record performance by Jamaica in the final. At the end of the first leg Britain, Jamaica and Trinidad were virtually level. Michael Frater gave Jamaica a slight lead over Trinidad, but the Trinidad changeover was better than the Jamaican, and Bolt was a metre behind Trinidad after 10 metres. This became a one-metre advantage at the final changeover and Powell took Jamaica three metres clear for victory.

The biomechanical analysis told us that Bolt took hold of the baton at 199.5m and he ran with it until 297m. According to the times shown in the analysis, the Jamaican baton took 9.05 to cover the 100m section from 200m to 300m (Bolt) and 8.73 from 300m to 400m (Powell)

The crowd appeared disappointed with the time of 37.31, as it was “only” the second-fastest of all time behind the 37.10 clocked by Jamaica at the Beijing Olympics. Following the 2017 annulment of that mark because of a doping violation of Nesta Carter, the Berlin 37.31 became the world’s fastest ever legitimate mark, beating the time of 37.40 set by US teams in 1992 and 1993. Trinidad’s national record of 37.62 was the fastest ever non-winning effort. The relay gold was Jamaica’s seventh of the championships, which exceeded their total gold count of six from the first 11 World Championships.

Devonish won a record fifth world medal, or sixth if we include the 2003 silver which was rescinded because of Dwain Chambers’s doping violation.

Teams & unofficial splits where known:

JAM	Steve Mullings 10.46, Michael Frater 9.07, Usain Bolt 9.05, Asafa Powell 8.73
TTO	Darrel Brown 10.49, Marc Burns 9.06, Emmanuel Callander 9.13, Richard Thompson 8.94
GBR	Simeon Williamson 10.40, Tyrone Edgar 9.13, Marlon Devonish 9.43, Harry Aikines-Aryeetey 9.06
JPN	Masashi Eriguchi, Naoki Tsukahara, Shinji Takahira, Kenji Fujimitsu
CAN	Sam Effah, Seyi Smith, Jared Connaughton, Bryan Barnett
ITA	Roberto Donati, Simone Collio, Emanuele Di Gregorio, Fabio Cerutti
BRA	Vicente de Lima, Sandro Viana, Basílio de Morães, José Carlos Moreira
FRA	Ronald Pognon, Martial Mbandjock, Eddy De Lépine, Christophe Lemaître

First round (First 2 & 2 fastest to final) (Aug 21)

Heat 1: 1, Trinidad and Tobago 38.47; 2, Japan 38.53; 3, France 38.59; 4, Brazil 38.72; (non-qualifiers) 5, Switzerland 39.47; 6, South Africa 39.71

Teams:

TTO	Darrel Brown, Marc Burns, Keston Bledman, Richard Thompson
JPN	Masashi Eriguchi, Naoki Tsukahara, Shinji Takahira, Kenji Fujimitsu
FRA	Ronald Pognon, Martial Mbandjock, Pierre-Alexis Personneaux, Christophe Lemaître
BRA	Vicente de Lima, Sandro Viana, Basílio de Morães, José Carlos Moreira
SUI	Pascal Mancini, Marc Schneeberger, Reto Schenkel, Marco Cribari
RSA	Hannes Dreyer, Leigh Julius, Thuso Mpuang, LJ van Zyl

Heat 2: 1, Great Britain & NI 38.11; 2, Canada 38.60; (non-qualifiers) 3, Netherlands 38.95; 4, Portugal 39.25; 5, Ghana 39.61; United States DQ (Tr24.7) (37.97)

Teams:

GBR	Simeon Williamson, Tyrone Edgar, Marlon Devonish, Harry Aikines-Aryeetey
CAN	Hank Palmer, Seyi Smith, Jared Connaughton, Bryan Barnett
NED	Gregory Sedoc, Caimin Douglas, Guus Hoogmoed, Patrick van Luijk
POR	Dany Gonçalves, Arnaldo Abrantes, Ricardo Monteiro, Francis Obikwelu
GHA	Nana Kofi Samm, Tanko Braimah, Seth Amoo, Aziz Zakari
USA	Terrence Trammell, Mike Rodgers, Shawn Crawford, Darvis Patton

Heat 3: 1, Italy 38.52; 2, Jamaica 38.60; (non-qualifiers) 3, Australia 38.93; 4, Thailand 39.73; Germany DNF; Poland DNS

Teams:

ITA	Roberto Donati, Simone Collio, Emanuele Di Gregorio, Fabio Cerutti
JAM	Lerone Clarke, Michael Frater, Steve Mullings, Dwight Thomas
AUS	Anthony Alozie, Joshua Ross, Aaron Rouge-Serret, Matt Davies
THA	Apinan Sukaphai, Wachara Sondee, Suppachai Chimdee, Sittichai Suwonprateep
GER	Tobias Unger, Marius Broening, Alexander Kosenkow, Martin Keller
POL	Michał Bielczyk, Dariusz Kuć, Mikolaj Lewanski, Robert Kubaczyk

Daegu 2011**Final (Sep 4)**

1, ¹⁶¹	Jamaica	37.04 ^{WR}
2, ¹⁸¹	France	38.20
3, ¹¹¹	Saint Kitts & Nevis	38.49
4, ¹⁷¹	Poland	38.50
5, ¹²¹	Italy	38.96
6, ¹⁵¹	Trinidad & Tobago	39.01
	¹³¹ Great Britain & NI	DNF
	¹⁴¹ United States	DNF

Even without injured Asafa Powell and suspended Steve Mullings, Jamaica were favourites to retain their world title. They qualified comfortably with Dexter Lee substituting for Usain Bolt. Carter again led off the Jamaican quartet in the final, and was level with Trinidad’s Bledman at the first exchange. Frater then ran a superb leg, giving Jamaica a slight advantage over the USA. Blake flew round the curve and would have given Jamaica a lead of two metres, had not a collision then occurred between the USA and Britain. Incoming Patton bumped into waiting Aikines-Aryeetey, ruining the chances of both teams and that of Trinidad when the tumbling Patton rolled into their path.

Bolt was therefore left with an advantage of nearly eight metres when he took the baton. He came home in 37.04, breaking by 0.06 the world record which had stood since the Beijing Olympics. No official splits were available, but times taken from video would appear to be 10.2, 9.0, 9.0 and 8.8. Behind the Jamaicans, France found themselves as fortuitous silver medallists in 38.20, with St. Kitts even more surprised to win bronze just ahead of Poland. “We were feeling wonder-

ful," said Blake, who was judged to have made a pivotal contribution to the win and the record.

Teams:

JAM	Nesta Carter, Michael Frater, Yohan Blake, Usain Bolt 8.79
FRA	Teddy Tinmar, Christophe Lemaitre, Yannick Lesourd, Jimmy Vicaut 9.21
SKN	Jason Rogers, Kim Collins, Antoine Adams, BJ Lawrence 9.39
POL	Paweł Stempel, Dariusz Kuć, Robert Kubaczyk, Kamil Kryński
ITA	Michael Tumi, Simone Collio, Emanuele Di Gregorio, Fabio Cerutti 9.67
TTO	Keston Bledman, Marc Burns, Aaron Armstrong, Richard Thompson 10.03
GBR	Christian Malcolm, Craig Pickering, Marlon Devonish, Harry Aikines-Aryeetey
USA	Trell Kimmons, Justin Gatlin, Darvis Patton, Walter Dix

First round (First 2 & 2 fastest to final) (Sep 4)

Heat 1: 1, United States 37.79; 2, France 38.38; (non-qualifiers) 3, Portugal 39.09; 4, Ghana 39.17; 5, Chinese Taipei 39.30; Brazil DQ (Tr24.7); Switzerland DNF

Teams:

USA	Trell Kimmons, Justin Gatlin, Maurice Mitchell, Travis Padgett
FRA	Teddy Tinmar, Christophe Lemaitre, Yannick Lesourd, Jimmy Vicaut
POR	Ricardo Monteiro, João Ferreira, Arnaldo Abrantes, Yazalde Nascimento
GHA	Emmanuel Kubi, Tim Abeyie, Ashhad Agyapong, Aziz Zakari
TPE	Wang Wen-Tang, Liu Yuan-Kai, Tsai Meng-Lin, Yi Wei-Chen
BRA	Diego Cavalcanti, Sandro Viana, Nilson André, Bruno de Barros
SUI	Pascal Mancini, Reto Schenkel, Alex Wilson, Marc Schneeberger

Heat 2: 1, Trinidad & Tobago 37.91; 2, Jamaica 38.07; 3, Saint Kitts & Nevis 38.47; (non-qualifiers) 4, Japan 38.66; 5, South Africa 38.72; 6, PR of China 38.87; 7, Puerto Rico 39.04; Germany DNF

Teams:

TTO	Keston Bledman, Marc Burns, Aaron Armstrong, Richard Thompson
JAM	Nesta Carter, Michael Frater, Yohan Blake, Dexter Lee
SKN	Jason Rogers, Kim Collins, Antoine Adams, BJ Lawrence
JPN	Yuichi Kobayashi, Masashi Eriguchi, Shinji Takahira, Hitoshi Saito
RSA	Hannes Dreyer, Ofentse Mogawane, Roscoe Engel, Thuso Mpuang
CHN	Chen Qiang, Liang Jiahong, Su Bingtian, Lao Yi
PUR	Marcos Amalbert, Carlos Rodríguez, Marquis Holston, Miguel López
GER	Tobias Unger, Marius Broening, Sebastian Ernst, Alex Schaf

Heat 3: 1, Great Britain & NI 38.29; 2, Poland 38.37; 3, Italy 38.41; (non-qualifiers) 4, Australia 38.69; 6, Canada 39.28; 7, Thailand 39.54; Netherlands DQ (Tr24.7); (5,) Korea DQ (ADR11.1) (38.94)

Teams:

GBR	Christian Malcolm, Craig Pickering, Marlon Devonish, Harry Aikines-Aryeetey
POL	Paweł Stempel, Dariusz Kuć, Robert Kubaczyk, Kamil Kryński
ITA	Michael Tumi, Simone Collio, Emanuele Di Gregorio, Fabio Cerutti
AUS	Anthony Alozie, Matt Davies, Aaron Rouge-Serret, Isaac Ntiamoah
CAN	Sam Effah, Gavin Smellie, Jared Connaughton, Justyn Warner
THA	Weerawat Pharueang, Supachai Chimdee, Sompote Suwannarangsri, Jirapong Meenapra
NED	Giovanni Codrington, Brian Mariano, Jerrel Feller, Patrick van Luijk
KOR	Yeo Ho-Su-Ah, Cho Kyu-Won, Kim Gook-Young, Lim Hee-Nam DQ (ADR10.1)

full-stretch pass between Aikines-Aryeetey and Ellington. Canada, who suffered a similar fate themselves at London 2012, ended up with the bronzes. For Bolt it was an eighth gold medal, equalling the then World Championship record of Carl Lewis, Michael Johnson and Allyson Felix.

Teams & unofficial split

AM	Nesta Carter, Kemar Bailey-Cole, Nickel Ashmeade, Usain Bolt 8.69
USA	Charles Silmon, Mike Rodgers, Mookie Salaam, Justin Gatlin 9.07
CAN	Gavin Smellie, Aaron Brown, Dontae Richards-Kwok, Justyn Warner
GER	Lucas Jakubczyk, Sven Knippahls, Julian Reus, Martin Keller
NED	Brian Mariano, Churandy Martina, Lee-Marvin Bonevacia, Hensley Paulina
JPN	Yoshihide Kiryu, Kenji Fujimitsu, Kei Takase, Shota Iizuka
TTO	Ayodelle Taffe, Keston Bledman, Rondell Sorrillo, Richard Thompson
GBR	Adam Gemili, Harry Aikines-Aryeetey, James Ellington, Dwain Chambers

First round (First 2 & 2 fastest to final) (Aug 18)

Heat 1: 1, Great Britain & NI 38.12; 2, Jamaica 38.17; 3, Trinidad & Tobago 38.38; (non-qualifiers) 4, Spain 38.46; 5, Poland 38.51; 6, Korea 39.00; 7, Russia 39.01; 8, Venezuela 39.14

Teams:

GBR	Richard Kilty, Harry Aikines-Aryeetey, James Ellington, Dwain Chambers
JAM	Nesta Carter, Kemar Bailey-Cole, Warren Weir, Oshane Bailey
TTO	Jamol James, Keston Bledman, Rondell Sorrillo, Richard Thompson
ESP	Eduard Viles, Sergio Ruiz, Bruno Hortelano, Ángel David Rodríguez
POL	Robert Kubaczyk, Grzegorz Zimniewicz, Karol Zalewski, Kamil Kryński
KOR	Oh Kyung-Su, Cho Kyu-Won, Yoo Min-Woo, Kim Gook-Young
RUS	Aleksandr Khyutte, Konstantin Petryashov, Roman Smirnov, Aleksandr Brednev
VEN	Jermaine Chirinos, Diego Rivas, Álvaro Cassiani, Albert Bravo

Heat 2: 1, United States 38.06; 2, Japan 38.23; (non-qualifiers) 3, Ukraine 38.57; 4, Barbados 38.94; 5, PR of China 38.95; 6, France 38.97; 7, Hong Kong 39.10

Teams:

USA	Charles Silmon, Mike Rodgers, Mookie Salaam, Justin Gatlin
JPN	Yoshihide Kiryu, Kenji Fujimitsu, Kei Takase, Shota Iizuka
UKR	Ruslan Perestyuk, Sergiy Smelyk, Igor Bodrov, Vitaliy Korzh
BAR	Andrew Hinds, Levi Cadogan, Shane Brathwaite, Ramon Gittens
CHN	Guo Fan, Liang Jiahong, Su Bingtian, Zhang Peimeng
FRA	Emmanuel Biron, Mickael-Meba Zeze, Arnaud Remy, Jimmy Vicaut
HKG	Tang Yik Chun, Lai Chun Ho, Ng Ka Fung, Tsui Chi Ho

Heat 3: 1, Germany 38.13; 2, Canada 38.29; 3, Netherlands 38.41; (non-qualifiers) 4, Italy 38.49; 5, St Kitts & Nevis 38.58; 6, Bahamas 38.70; 7, Chinese Taipei 39.72; Australia DNF

Teams:

GER	Lucas Jakubczyk, Sven Knippahls, Julian Reus, Martin Keller
CAN	Gavin Smellie, Aaron Brown, Dontae Richards-Kwok, Justyn Warner
NED	Brian Mariano, Churandy Martina, Lee-Marvin Bonevacia, Hensley Paulina
ITA	Michael Tumi, Matteo Galvan, Diego Marani, Delmas Obou
SKN	Leastrod Roland, Jason Rogers, Antoine Adams, Allistar Clarke
BAH	Adrian Griffith, Warren Fraser, Jamial Rolle, Shavez Hart
TPE	Wang Wen-Tang, Liu Yuan-Kai, Pan Po-Yu, Lo Yen-Yao
AUS	Tim Leathart, Joshua Ross, Andrew McCabe, Jarrod Geddes

Moscow 2013**Final (Aug 18)**

1, ¹⁵¹ Jamaica	37.36
2, ¹⁴¹ United States	37.66
3, ¹⁷¹ Canada	37.92
4, ¹³¹ Germany	38.04
5, ¹²¹ Netherlands	38.37
6, ¹⁸¹ Japan	38.39
7, ¹¹¹ Trinidad & Tobago	38.57
¹⁶¹ Great Britain & NI	DQ (Tr24.7) (37.80)

Carter held a slight lead on the first leg, then a good changeover gave the USA the lead. Rodgers produced another excellent pass to Salaam to give the USA a good metre's lead at halfway over Jamaica and Britain. Salaam still had a slight lead approaching the final changeover, with Ashmeade closing, and Britain close behind. However, this time the USA's pass was poor, with Gatlin taking an ungainly stride in Bolt's lane. The Jamaican was past the American instantly and went away to win by more than three metres, unofficially but accurately timed by high speed camera in an exceptional 8.69.

Britain finished third and their quartet embarked on a lap of celebration, but were ultimately disqualified for a zone infraction on the

Beijing 2015**Final (Aug 29)**

1, ¹⁴¹ Jamaica	37.36
2, ¹⁹¹ PR of China	38.01
3, ¹³¹ Canada	38.13
4, ¹⁸¹ Germany	38.15
5, ¹⁵¹ France	38.23
6, ¹²¹ Antigua & Barbuda	38.61
¹⁷¹ Great Britain & NI	DNF
¹⁶¹ United States	DQ (Tr24.7) (37.77)

The heats were extraordinary, featuring an Asian record of 37.92 by China and unprecedented fastest loser times of 38.01 and 38.03. Quickest of all were Jamaica, who clocked 37.41 without Bolt and with a further last-moment change due to a collision in practice between Dwyer and Tyquendo Tracey, who had been due to run the anchor leg in the heat.

Bromell gave the USA a slight lead over Jamaica's Carter on the opening leg in the final. Gatlin extended the lead over Powell. With a better exchange than Jamaica, the USA headed towards the final changeover with a clear advantage. Gay and Rodgers fumbled the

baton pass, with Rogers appearing to start running too early. Bolt took advantage to bring Jamaica home almost five metres ahead of the USA, who clocked 37.77 but were then disqualified for passing the baton outside the exchange zone. The winning time was the same as in 2013.

Britain also came to grief on their last exchange, meaning that the well-drilled Chinese team ultimately earned a set of silver medals. Their third runner Su was 26 on the day of the race. The crowd in the Bird's Nest sang "Happy Birthday" after the team's interview by the stadium presenters.

Teams:

JAM	Nesta Carter, Asafa Powell, Nickel Ashmeade, Usain Bolt
CHN	Mo Youxue, Xie Zhenye, Su Bingtian, Zhang Peimeng
CAN	Aaron Brown, Andre De Grasse, Brendon Rodney, Justyn Warner
GER	Julian Reus, Sven Knippahls, Alexander Kosenkow, Aleixo Platini Menga
FRA	Emmanuel Biron, Christophe Lemaître, Guy-Elphège Anouman, Jimmy Vicaut
ANT	Chevaughn Walsh, Daniel Bailey, Jared Jarvis, Miguel Francis
USA	Trayvon Bromell, Justin Gatlin, Tyson Gay, Mike Rodgers
GBR	Richard Kilty, Danny Talbot, James Ellington, Chijindu Ujah

First round (First 2 & 2 fastest to final) (Aug 29)

Heat 1: 1, United States 37.91; 2, Great Britain & NI 38.20; 3, Germany 38.57; (non-qualifiers) 4, Japan 38.60; 5, Ukraine 38.79; 6, Bahamas 38.96; Brazil DNF

Teams:

USA	Trayvon Bromell, Justin Gatlin, Tyson Gay, Mike Rodgers
GBR	Richard Kilty, Harry Aikines-Aryeetey, James Ellington, Danny Talbot
GER	Julian Reus, Sven Knippahls, Alexander Kosenkow, Aleixo Platini Menga
JPN	Kazuma Oseto, Kenji Fujimitsu, Takuya Nagata, Kotaro Taniguchi
UKR	Roman Kravtsov, Sergiy Smelyk, Volodymyr Suprun, Vitaliy Korzh
BAH	Warren Fraser, Shavez Hart, Elroy McBride, Teray Smith
BRA	Gustavo dos Santos, Aldemir Gomes da Silva, Bruno de Barros, José Carlos Moreira

Heat 2: 1, Jamaica 37.41; 2, France 37.88; 3, PR of China 37.92; 4, Antigua & Barbuda 38.01; 5, Canada 38.03; (non-qualifiers) 6, Netherlands 38.41; South Africa DNF

Teams:

JAM	Nesta Carter, Asafa Powell, Rasheed Dwyer, Nickel Ashmeade
FRA	Emmanuel Biron, Christophe Lemaître, Guy-Elphège Anouman, Jimmy Vicaut
CHN	Mo Youxue, Xie Zhenye, Su Bingtian, Zhang Peimeng
ANT	Chevaughn Walsh, Daniel Bailey, Jared Jarvis, Miguel Francis
CAN	Justyn Warner, Andre De Grasse, Brendon Rodney, Aaron Brown
NED	Solomon Bockarie, Patrick van Luijk, Liemarvin Bonevacía, Hensley Paulina
RSA	Henricho Bruinjies, Anaso Jobodwana, Antonio Alkana, Akani Simbine

London 2017

Final (Aug 12)

1, ¹⁷¹ Great Britain & NI	37.47
2, ¹⁴¹ United States	37.52
3, ¹⁹¹ Japan	38.04
4, ¹⁸¹ PR of China	38.34
5, ¹⁶¹ France	38.48
6, ¹²¹ Canada	38.59
7, ¹³¹ Turkey	38.73
¹⁵¹ Jamaica	DNF

Fastest in the heats was the United States, just ahead of the well drilled British team. Jamaica won the other heat, with Bolt moving from fourth to first on the anchor in 9.00.

Ujah took a metre lead for Britain over the USA on the opening leg of the final, with McLeod in touch for Jamaica. Gatlin made no inroads on the British lead, and Gemili handed over with a metre lead to Talbot. At the final change, Britain were still up on the USA with Jamaica, and Bolt, a further 2½m back on his final race. The home team exchanged relatively late in the zone, crucially enabling the outgoing Mitchell-Blake to achieve an optimal running speed. Coleman (8.87) bore down on the British anchorman, but Mitchell-Blake (9.04) held on to cross the line with a new European record of 37.47. In the meantime, poor Bolt, in his 44th race at the World Championships, dramatically pulled up with a torn left hamstring. Japan came through for bronze.

The biomechanical report of the event showed that Britain's men spent the least time in the changeover zones, with a total of 5.585 sec-

onds compared with the USA 5.635. The difference between those times of 0.05 was the same as Britain's winning margin. The exchange process between Gemili and Talbot in particular was a beauty, taking just 0.105. The British were also praised for their final exchange, which took place relatively late in the zone (past the halfway point). This "may have enabled Mitchell-Blake to achieve an optimal running speed during the handover which ensured near maximal speed at transition exit."

Joy at the home team winning was diluted by the sad way for Bolt to finish his career. He would have needed a split of 8.71 to catch Britain, the sort of time he was producing only in his heyday.

Teams & unofficial splits: (From biomechanical analysis, including reaction time)

GBR	Chijindu Ujah 10.24, Adam Gemili 8.99, Danny Talbot 9.20, Nethaneel Mitchell-Blake 9.04
USA	Mike Rodgers 10.41, Justin Gatlin 8.93, Jaylen Bacon 9.31, Christian Coleman 8.87
JPN	Shuhei Tada 10.34, Shota Iizuka 9.28, Yoshihide Kiryu 9.19, Kenji Fujimitsu 9.23
CHN	Wu Zhiqiang 10.46, Xie Zhenye 9.26, Su Bingtian 9.41, Zhang Peimeng 9.21
FRA	Stuart Dutamby 10.53, Jimmy Vicaut 9.27, Mickael-Méba Zeze 9.53, Christophe Lemaître 9.15
CAN	Gavin Smellie 10.76, Aaron Brown 9.01, Brendon Rodney 9.35, Bolade Ajomale 9.47
TUR	Yigitcan Hekimoğlu 10.81, Jak Ali Harvey 9.12, Emre Zafer Barnes 9.56, Ramil Guliyev 9.24
JAM	Omar McLeod 10.42, Julian Forte 9.01, Yohan Blake 9.33, Usain Bolt DNF

First round (First 3 & 2 fastest to final) (Aug 12)

Heat 1: 1, United States 37.70; 2, Great Britain & NI 37.76; 3, Japan 38.21; 4, Turkey 38.44; (non-qualifiers) 5, Trinidad & Tobago 38.61; 6, Netherlands 38.66; 7, Australia 38.88; 8, Barbados 39.19

Teams & unofficial splits: (From biomechanical analysis, including reaction time)

USA	Mike Rodgers 10.41, Justin Gatlin 9.13, BeeJay Lee 9.25, Christian Coleman 8.91
GBR	Chijindu Ujah 10.38, Adam Gemili 8.96, Danny Talbot 9.29, Nethaneel Mitchell-Blake 9.13
JPN	Shuhei Tada 10.40, Shota Iizuka 9.18, Yoshihide Kiryu 9.32, Aska Cambridge 9.31
TUR	Yigitcan Hekimoğlu 10.85, Jak Ali Harvey 9.13, Emre Zafer Barnes 9.36, Ramil Guliyev 9.10
TTO	Keston Bledman 10.65, Kyle Greaux 9.29, Moriba Morain 9.45, Emmanuel Callender 9.22
NED	Giovanni Codrington 10.59, Hensley Paulina 9.26, Liemarvin Bonevacía 9.48, Taymir Burnet 9.33
AUS	Trae Williams 10.65, Tom Gamble 9.33, Nicholas Andrews 9.61, Rohan Browning 9.29
BAR	Levi Cadogan 10.99, Ramon Gittens 9.22, Shane Brathwaite 9.32, Mario Burke 9.66

Heat 2: 1, Jamaica 37.95; 2, France 38.03; 3, PR of China 38.20; 4, Canada 38.48; (non-qualifiers) 5, Germany 38.66; 6, Cuba 39.01; Bahamas DQ (163.3a) (39.35); Antigua & Barbuda DNS

Teams & unofficial splits: (From biomechanical analysis, including reaction time)

JAM	Tyquendo Tracey 10.51, Julian Forte 9.04, Michael Campbell 9.40, Usain Bolt 9.00
FRA	Stuart Dutamby 10.49, Jimmy Vicaut 9.18, Mickael-Méba Zeze 9.22, Christophe Lemaître 9.14
CHN	Wu Zhiqiang 10.50, Xie Zhenye 9.23, Su Bingtian 9.20, Zhang Peimeng 9.27
CAN	Gavin Smellie 10.55, Aaron Brown 9.17, Brendon Rodney 9.30, Bolade Ajomale 9.46
GER	Julian Reus 10.43, Robert Hering 9.26, Roy Schmidt 9.37, Robin Erewa 9.60
CUB	Harlyn A. Pérez 10.81, Roberto Skyers 9.23, Yaniel Carrero 9.47, José Luis Gaspar 9.50
BAH	Warren Fraser, Shavez Hart, Sean Stuart, Teray Smith (no splits computed)

Doha 2019

Final (Oct 5)

1, ¹⁸¹ United States	37.10
2, ¹⁷¹ Great Britain & NI	37.36
3, ¹⁴¹ Japan	37.43
4, ¹⁶¹ Brazil	37.72
5, ¹⁵¹ South Africa	37.73
6, ¹⁹¹ PR of China	38.07
¹²¹ France	DNF
¹³¹ Netherlands	DQ (Tr24.7)

Turkey and Nigeria were disqualified in the heats, but the biggest shock was the elimination of Canada, despite their clocking of 37.91 after a storming anchor by De Grasse. Defending champions Britain topped the qualifying list with the United States the slowest.

In the final the British team was unchanged, while the Americans were strengthened by the inclusion of 200m champion Lyles on the anchor. They were led off by the new 100m champion Coleman who put them 2m up. Hughes gained ground on the second stage, but the USA surged again with a super second exchange between Gatlin and Rodgers, then Lyles added the fastest anchor of the day, 8.77 according to high-speed camera analysis. They were never threatened as Mitchell-Blake held off Sani Brown for the silver. Having won a world indoor title in 2003, Gatlin set a new men's record for a span of 17 years of world championship golds. Six area (continental) records were set in the course of this event.

Teams & unofficial splits where known:

USA	Christian Coleman 10.0, Justin Gatlin 9.0, Mike Rodgers 9.3, Noah Lyles 8.77
GBR	Adam Gemili 10.2, Zhanel Hughes 8.8, Richard Kilty 9.5, Nethaneel Mitchell-Blake 8.91
JPN	Shuhei Tada 10.2, Kirara Shiraishi 9.0, Yoshihide Kiryu 9.2, Abdul Hakim Sani Brown 8.96
BRA	Rodrigo do Nascimento 10.4, Vitor dos Santos 9.1, Derick Silva 9.2, Paulo André de Oliveira 9.06
RSA	Thando Dlodlo, Simon Magakwe, Clarence Munyai, Akani Simbine 8.88
CHN	Su Bingtian, Xu Zhouzheng, Wu Zhiqiang, Bie Ge 9.36
FRA	Amaury Goltin, Jimmy Vicaut, Mickael Méba Zeze, Christophe Lemaitre
NED	Joris van Gool, Taymir Burnet, Hensley Paulina, Churandy Martina

First round (First 3 & 2 fastest to final) (Oct 4)

Heat 1: 1, Great Britain & NI 37.56; 2, Brazil 37.90; 3, United States 38.03; (non-qualifiers) 4, Italy 38.11; 5, Jamaica 38.15; 6, Ghana 38.24; Turkey DQ (Tr24.7) (38.55)

Teams & unofficial splits where known:

GBR	Adam Gemili 10.2, Zhanel Hughes 9.0, Richard Kilty 9.3, Nethaneel Mitchell-Blake 9.1
BRA	Rodrigo do Nascimento 10.4, Vitor dos Santos 9.1, Derick Silva 9.3, Paulo André de Oliveira 9.1
USA	Christian Coleman 10.0, Justin Gatlin 9.2, Mike Rodgers 9.2, Cravon Gillespie 9.6
ITA	Federico Cattaneo, Lamont Marcell Jacobs, Davide Manenti, Filippo Tortu
JAM	O'Shane Bailey, Yohan Blake, Rasheed Dwyer, Tyquendo Tracey
GHA	Sean Safo-Antwi, Benjamin Azamati, Martin Owusu-Antwi, Joseph Amoah
TUR	Kayhan Özer, Jak Ali Harvey, Emre Zafer Barnes, Ramil Guliyev

Heat 2: 1, South Africa 37.65; 2, Japan 37.78; 3, PR of China 37.79; 4, France 37.88; 5, Netherlands 37.91 (37.901); (non-qualifiers) 6, Canada 37.91 (37.906); 7, Germany 38.24; Nigeria DQ (Tr17.3.1) (38.62)

Teams & unofficial splits where known:

RSA	Thando Dlodlo 10.3, Simon Magakwe 9.2, Clarence Munyai 9.2, Akani Simbine 8.96
JPN	Yuki Koike 10.4, Kirara Shiraishi 9.1, Yoshihide Kiryu 9.3, Abdul Hakim Sani Brown 9.0
CHN	Su Bingtian 10.3, Xu Zhouzheng 9.2, Wu Zhiqiang 9.3, Xie Zhenye 9.02
FRA	Amaury Goltin, Jimmy Vicaut, Mickael Méba Zézé, Mouhamadou Fall 9.28
NED	Joris van Gool, Taymir Burnet, Hensley Paulina, Churandy Martina
CAN	Gavin Smellie, Aaron Brown, Brendon Rodney, Andre De Grasse 8.83
GER	Julian Reus, Joshua Hartmann, Roy Schmidt, Marvin Schulte
NGR	Enoch Adegoke, Usheoritse Itsekiri, Egwero Ogho-Ogene, Seye Ogunlewe

4 x 100 METRES RELAY

Multiple Medalists:

5	Marlon Devonish	GBR	97-1h3, 99-2, 05-3, 07-3, 09-3
	Usain Bolt	JAM	07-2, 09-1, 11-1, 13-1, 15-1
4	Nesta Carter	JAM	07-2, 11-1, 13-1, 15-1
3	Carl Lewis	USA	83-1, 87-1, 91-1
	Dennis Mitchell	USA	87-1s2, 91-1, 93-1
	Darren Braithwaite	GBR	91-3, 93-3s1, 97-3
	Robert Esmie	CAN	93-3, 95-1, 97-1
	Glenroy Gilbert	CAN	93-3, 95-1, 97-1
	Bruny Surin	CAN	93-3, 95-1, 97-1
	Marc Burns	TTO	01-2, 05-2, 09-2
	Darrel Brown	TTO	01-2, 05-2, 09-2
	Asafa Powell	JAM	07-2, 09-1, 15-1
	Justin Gatlin	USA	13-2, 17-2, 19-1
	Mike Rodgers	USA	13-2, 17-2, 19-1
2	31 men		

Men's 4x100 Metres Relay, continued

Most Finals:

6	Bolt	07-2, 09-1, 11-1, 13-1, 15-1, 17-dnf
---	------	--------------------------------------

Most Appearances:

8	Devonish	97-1h3, 99-2, 01-dnf/h4, 03-dq, 05-3, 07-3, 09-3, 11-dnf/final
---	----------	--

National Placings:

	1	2	3	4	5	6	7	8	Points
USA	8	2	-	-	-	-	-	-	78
JAM	4	1	1	2	-	1	1	-	60
GBR	1	3	5	-	-	-	-	-	59
CAN	2	-	3	-	1	1	-	1	42
JPN	-	-	2	2	2	2	-	1	37
FRA	1	2	-	-	2	-	-	2	32
GER	-	-	-	4	1	2	1	-	32
BRA	-	1	1	2	-	2	1	-	31
ITA	-	1	1	-	2	2	-	-	27
TTO	-	3	-	-	-	1	1	-	26
AUS	-	1	1	-	2	-	-	-	21
POL	-	-	-	1	2	2	-	-	19
NGR	-	1	-	2	-	-	-	-	17
CHN	-	1	-	1	-	1	1	-	17
RSA	1	-	-	-	1	1	-	-	15
URS	-	1	1	-	-	-	1	-	15
CUB	-	-	-	3	-	-	-	-	15
NED	-	-	1	-	1	-	-	-	10
SKN	-	-	1	-	-	-	-	-	6
CIV	-	-	-	-	1	-	1	-	6
HUN	-	-	-	-	1	-	1	-	6
GHA	-	-	-	-	1	-	-	-	4
AHO	-	-	-	-	-	1	-	-	3
ANT	-	-	-	-	-	1	-	-	3
ESP	-	-	-	-	-	-	1	-	2
TUR	-	-	-	-	-	-	1	-	2
UKR	-	-	-	-	-	-	1	-	2
SWE	-	-	-	-	-	-	-	1	1
Totals	17	17	17	17	17	17	11	5	588

4 x 400 Metres Relay

Helsinki 1983

Final (Aug 14)

1,	USSR	3:00.79
2,	FRG	3:01.83
3,	Great Britain & NI	3:03.53
4,	Czechoslovakia	3:03.90
5,	Italy	3:05.10
6,	United States	3:05.29
7,	Sweden	3:08.57
	Poland	DNF

The USA's problems started when individual runner-up Mike Franks was withdrawn from the squad due to illness. Nevertheless, their final quartet, including 400m hurdles winner Moses on the anchor, were expected to win the final. Instead, the USSR sprang a surprise by inserting Lovachov on the first leg. The Uzbeki, rested from the individual event, clocked 45.23 to take the lead.

On the second leg, Troshchilo pulled away from individual bronze medalist Nix. Smith caught the USSR's third leg runner Chernetskiy and was running level at the end of the last bend, when an accidental collision knocked the American to the ground. Smith got up to continue his run, but had been passed by the runners of five other teams. Meanwhile USSR anchor runner – Olympic Champion Markin – started with a handsome 10m lead from the FRG. He held this advantage to the finish. There was great encouragement for Moses, but after a fast start the American was only able to improve his team's position by one.

Teams & unofficial splits:

URS	Sergey Lovachov 45.23, Aleksandr Troshchilo 44.85, Nikolay Chernetskiy 45.65, Viktor Markin 45.06
FRG	Erwin Skamrahl 46.42, Jörg Vaihinger 44.73, Harald Schmid 45.76, Hartmut Weber 44.92
GBR	Ainsley Bennett 46.74, Garry Cook 45.12, Todd Bennett 46.46, Phil Brown 45.21
TCH	Miroslav Záhořák 46.52, Petr Brecka 45.94, Dusan Malovec 46.85, Ján Tomko 44.59

ITA	Stefano Malinverni 46.96, Donato Sabia 45.74, Mauro Zuliani 46.56, Roberto Ribaud 45.84
USA	Alonzo Babers 45.64, Sunder Nix 44.87, Willie Smith 49.65, Edwin Moses 45.13
SWE	Tommy Johansson 47.20, Eric Josjö 46.41, Per-Ola Olsson 47.14, Ulf Sedlacek 47.82
POL	Ryszard Wichrowski 46.3, Ryszard Szparak 46.6, Andrzej Stepień 46.7, Ryszard Podlas DNF

First round (First 4 & 4 fastest to semi-finals) (Aug 13)

Heat 1: 1, United States 3:06.62; 2, FRG 3:07.50; 3, Italy 3:07.90; 4, Brazil 3:08.25; 5, Sweden 3:08.33; 6, Canada 3:08.37; (non-qualifiers) 7, Jamaica 3:09.06; 8, Finland 3:09.23

Teams & unofficial splits:

USA	Alonzo Babers 46.4, Willie Smith 46.2, Andre Phillips 45.6, Mike Franks 48.5
FRG	Martin Weppeler 47.4, Jörg Vaihinger 46.4, Harald Schmid 47.2, Hartmut Weber 46.5
ITA	Stefano Malinverni 47.8, Donato Sabia 46.5, Mauro Zuliani 46.8, Roberto Ribaud 46.8
BRA	Antonio Ferreira 49.0, Agberto Guimarães 46.7, José Luiz Barbosa 46.5, Gerson Souza 46.1
SWE	Tommy Johansson 47.9, Eric Josjö 46.4, Sven Nylander 47.2, Per-Ola Olsson 46.9
CAN	Mark Guthrie 48.3, Doug Hinds 46.5, Tim Bethune 46.7, Brian Saunders 46.9
JAM	Steve Griffiths 47.4, George Walcott 47.8, Devon Morris 47.0, Carl Smith 46.9
FIN	Jari Niemelä 48.3, Mauri Siekkinen 47.2, Matti Rusanen 46.9, Hannu Mykrä 46.8

Heat 2: 1, Hungary 3:09.95; 2, USSR 3:10.16; 3, Great Britain & NI 3:10.19; 4, Senegal 3:10.90; (non-qualifiers) 5, Australia 3:11.62; Ghana & Bahamas DNS

Teams & unofficial splits:

HUN	Gusztáv Menczer 48.3, Sándor Ujhelyi 46.2, István Takács 47.1, Sándor Vasvári 48.4
URS	Viktor Markin 47.7, Sergey Lovachov 46.4, Aleksandr Troshchilo 47.4, Nikolay Chernyetskiy 48.7
GBR	Kriss Akabusi 46.5, Garry Cook 47.6, Todd Bennett 47.6, Phil Brown 48.5
SEN	Amadou Dia Bâ 48.2, Moussa Fall 1 47.6, Babacar Niang 48.6, Boubacar Diallo 46.5
AUS	Bruce Frayne 49.6, Gary Minihan 48.8, Paul Gilbert 47.9, Darren Clark 45.4

Heat 3: 1, France 3:06.99; 2, Czechoslovakia 3:07.03; 3, Poland 3:07.18; 4, Japan 3:07.23; 5, Spain 3:07.42; 6, Kenya 3:07.48; (non-qualifiers) 7, Ivory Coast 3:09.23; Uganda DQ (3:07.8 est)

Teams & unofficial splits where known:

FRA	Jacques Fellice 47.4, Yann Quentrec 46.3, Hector Llatser 46.0, Aldo Canti 47.3
TCH	Miroslav Záhořák 46.9, Petr Brecka 46.1, Dusan Malovec 47.1, Ján Tomko 47.0
POL	Ryszard Wichrowski 46.9, Ryszard Szparak 46.6, Andrzej Stepień 47.1, Ryszard Podlas 46.6
JPN	Kazunori Asaba, Tomoharu Isobe, Hirofumi Koike, Susumu Takano
ESP	Juan Prado 48.0, Antonio Sánchez 46.2, Carlos Azulay 47.1, Angel Heras 46.2
KEN	Elisha Bitok 47.5, John Anzrah 46.0, James Atuti 47.1, Juma Ndiwa 46.9
CIV	Georges Kablan 47.9, Rene Djédjémel 47.0, Ayognan Nogboum 48.4, Gabriel Tiacoh 46.0
UGA	John Goville, Mike Okot, Charles Mbazira, Moses Kyeswa

Semi-finals (First 4 to final) (Aug 13)

Heat 1: 1, United States 3:02.13; 2, FRG 3:04.96; 3, Poland 3:05.51; 4, Italy 3:05.70; (non-qualifiers) 5, Canada 3:06.42; 6, Japan 3:07.11; 7, Senegal 3:09.63; 8, Hungary 3:11.08

Teams & unofficial splits:

USA	Alonzo Babers 45.66, Sunder Nix 45.15, Willie Smith 45.82, Edwin Moses 45.50
FRG	Erwin Skamrahl 46.86, Jörg Vaihinger 45.38, Edgar Nakladal 45.86, Harald Schmid 46.86
POL	Ryszard Wichrowski 47.31, Ryszard Szparak 46.23, Andrzej Stepień 46.02, Ryszard Podlas 45.95
ITA	Stefano Malinverni 47.29, Donato Sabia 46.23, Mauro Zuliani 46.52, Roberto Ribaud 45.66
CAN	Brian Saunders 47.61, Doug Hinds 46.12, Ian Newhouse 46.57, Tim Bethune 46.12
JPN	Tomoharu Isobe 47.44, Kazunori Asaba 46.48, Hirofumi Koike 47.00, Susumu Takano 46.19
SEN	Moussa Fall 1 47.77, Babacar Niang 47.26, Mathurin Barry 47.94, Amadou Dia Bâ 46.66
HUN	Gusztáv Menczer 48.89, Sándor Ujhelyi 45.15, István Takács 46.98, Sándor Vasvári 50.06

Heat 2: 1, USSR 3:03.75; 2, Great Britain & NI 3:04.03; 3, Czechoslovakia 3:04.32; 4, Sweden 3:04.32; (non-qualifiers) 5, Brazil 3:04.46; 6, France 3:05.09; 7, Kenya 3:05.30; 8, Spain 3:09.68

Teams & unofficial splits:

URS	Sergey Lovachov 45.34, Aleksandr Troshchilo 46.44, Nikolay Chernyetskiy 45.39, Viktor Markin 46.58
GBR	Kriss Akabusi 46.57, Garry Cook 46.03, Todd Bennett 45.58, Phil Brown 45.85
TCH	Miroslav Záhořák 47.05, Petr Brecka 46.01, Dusan Malovec 45.94, Ján Tomko 45.32
SWE	Tommy Johansson 46.79, Eric Josjö 45.79, Sven Nylander 45.38, Per-Ola Olsson 45.36
BRA	Antonio Ferreira 46.13, Agberto Guimarães 46.40, José Luiz Barbosa 46.14, Gerson Souza 45.79
FRA	Jacques Fellice 47.29, Yann Quentrec 46.47, Hector Llatser 45.38, Aldo Canti 45.95
KEN	David Kitur 46.66, John Anzrah 46.04, James Atuti 45.94, James Maina 46.66
ESP	Juan Prado 48.18, Antonio Sánchez 47.07, Carlos Azulay 48.06, Angel Heras 46.37

Rome 1987**Final (Sep 6)**

1,	United States	2:57.29
2,	Great Britain & NI	2:58.86
3,	Cuba	2:59.16
4,	FRG	2:59.96
5,	Kenya	3:01.67
6,	Jamaica	3:04.53
	USSR	DNF
	Nigeria	DNS

Two teams, the USA and Great Britain, were virtually level at the first changeover, but thereafter the USA pulled clear to make amends for their 1983 disaster. Any hopes the British had of challenging the USA disappeared when Antonio McKay clocked 44.20 versus Roger Black's 44.81 on the third leg. He was able to give Reynolds – now running much better than he had in the individual final – a lead of 7m. The winning time was a low-altitude world best. Great Britain broke the European record in second place.

Teams & unofficial splits:

USA	Danny Everett 45.1, Roddie Haley 44.0, Antonio McKay 44.20, Butch Reynolds 44.00
GBR	Derek Redmond 45.2, Kriss Akabusi 44.5, Roger Black 44.81, Phil Brown 44.34
CUB	Leandro Peñalver 45.2, Agustín Pavó 45.2, Lázaro Martínez 44.90, Roberto Hernández 43.88
FRG	Norbert Dobeleit 45.7, Mark Henrich 44.3, Edgar Itt 45.12, Harald Schmid 44.93
KEN	John Saina 46.2, John Anzrah 45.9, Elijah Bitok 45.45, David Kitur 44.09
JAM	Mark Senior 46.4, Devon Morris 46.7, Winthrop Graham 46.27, Bert Cameron 45.19
URS	Yevgeniy Lomtev 46.0, Vladimir Prosin DNF, Aleksandr Kurochkin, Vladimir Krylov
NGR	Moses Ugbsie, Joseph Falaye, Henry Amike, Innocent Egbunike

First round (First 4 & 4 fastest to semi-finals) (Sep 5)

Heat 1: 1, USA 3:03.00; 2, GDR 3:03.57; 3, Yugoslavia 3:03.89; 4, Nigeria 3:03.90; 5, Canada 3:04.08; 6, Spain 3:05.02; (non-qualifiers) 7, Ivory Coast 3:05.34; 8, Ireland 3:07.18

Teams & unofficial splits where known:

USA	Danny Everett, Mike Franks, Raymond Pierre 45.39, Antonio McKay 46.63
GDR	Mathias Schersing, Michael Schimmer, Jens Carlowitz 44.95, Thomas Schönlebe 46.74
YUG	Branislav Karaulic, Slobodan Popović, Slobodan Branković 45.26, Ismail Macev 44.94
NGR	Moses Ugbsie, Joseph Falaye, Henry Amike 45.94, Innocent Egbunike 45.81
CAN	Andre Smith, Courtney Brown, John Graham 45.67, Anton Skerritt 45.70
ESP	Cayetano Cornet, Antonio Sánchez, José Alonso 46.21, Angel Heras 45.50
CIV	Akissi Kpidi, Zongo Kuya, René Djédémel 46.02, Gabriel Tiacoh 45.10
IRL	Kieran Finn, Gerry Delaney, John Barry 47.52, Peter Sinclair 46.92

Heat 2: 1, Kenya 3:02.32; 2, Cuba 3:02.62; 3, USSR 3:02.79; 4, Jamaica 3:05.11; (non-qualifiers) 5, Czechoslovakia 3:05.44; 6, Brazil 3:05.64; 7, Argentina 3:12.96

Teams:

KEN	John Saina, Elijah Bitok, Tito Sawe 45.72, John Anzrah 45.62
CUB	Leandro Peñalver, Agustín Pavó, Lázaro Martínez 45.58, Roberto Hernández 45.04
URS	Arkady Kornilov, Yevgeniy Lomtev, Vladimir Prosin 45.49, Aleksandr Kurochkin 45.72

JAM	Mark Senior, Devon Morris, Winthrop Graham 45.68, Bert Cameron 46.71
TCH	Jindřich Roun, Stanislav Navesnak, Josef Kucej 46.87, Lubos Balosak 45.69
BRA	Washington Rodrigues, Sergio Menezes, Gerson Souza 46.45, José Luiz Barbosa 46.60
ARG	Fabián Garbolini, Dardo Angerami, Luis Migueles 48.54, José Beduino 47.77

Heat 3: 1, Great Britain & NI 3:03.75; 2, Japan 3:03.86; 3, FRG 3:03.87; 4, Australia 3:04.22; 5, Italy 3:04.39; 6, France 3:04.64; (Non-qualifier) 7, Chinese Taipei 3:11.45

Teams:

GBR	Mark Thomas, Kriss Akabusi, Todd Bennett 46.74, Phil Brown 44.86
JPN	Koichi Konakaton, Kenji Yamauchi, Hiromi Kawasumi 46.78, Susumu Takano 44.64
FRG	Peter Schwelm, Mark Henrich, Klaus Just 46.77, Edgar Itt 45.17
AUS	Robert Stone, Gary Minihan, Paul Stubbs 47.07, Darren Clark 44.62
ITA	Marcello Pantone, Vito Petrella, Andrea Montanari 46.44, Roberto Ribaud 44.94
FRA	Aldo Canti, Jean-Jacques Boussebart, Patrick Barré 46.18, Yann Quentrec 45.11
TPE	Lin Kuang-Liang, Hsu Ruo-Ta, Lee Shiunn-Long 46.52, Lin Tsai-Tien 48.00

Semi-finals (First 4 to final) (Sep 5)

Heat 1: 1, Cuba 3:00.99; 2, Great Britain & NI 3:01.47; 3, USSR 3:01.61; 4, Nigeria 3:01.92; (non-qualifiers) 5, Canada 3:02.90; 6, France 3:03.41; 7, Japan 3:04.86; 8, Spain 3:06.41

Teams:

CUB	Leandro Peñalver, Agustín Pavó, Lázaro Martínez 44.98, Roberto Hernández 45.48
GBR	Mark Thomas, Kriss Akabusi, Todd Bennett 44.74, Phil Brown 45.49
URS	Arkadiy Kornilov, Yevgeniy Lomtev, Vladimir Prosin 45.39, Aleksandr Kurochkin 45.17
NGR	Moses Ugbisie, Joseph Falaye, Henry Amike 45.71, Innocent Egbunike 44.84
CAN	Andre Smith, Courtney Brown, John Graham 46.69, Anton Skerritt 43.75
FRA	Aldo Canti, Jean-Jacques Boussebart, Patrick Barré 45.65, Yann Quentrec 45.90
JPN	Koichi Konakaton, Kenji Yamauchi, Hiromi Kawasumi 45.41, Susumu Takano 47.22
ESP	Cayetano Cornet, Antonio Sánchez, José Alonso 46.75, Angel Heras 46.66

Heat 2: 1, USA 2:59.06; 2, Kenya 3:00.73; 3, Jamaica 3:01.08; 4, FRG 3:01.18; (non-qualifiers) 5, Yugoslavia 3:03.30; 6, Italy 3:03.91; 7, Australia 3:04.59; GDR DNF

Teams & unofficial splits where known:

USA	Danny Everett 45.3, Mike Franks 44.6, Raymond Pierre 44.70, Antonio McKay 44.49
KEN	John Saina, Elijah Bitok, David Kitur 45.45, John Anzrah 44.00
JAM	Mark Senior, Devon Morris, Winthrop Graham 45.35, Bert Cameron 44.30
FRG	Peter Schwelm, Edgar Itt, Klaus Just 45.53, Mark Henrich 43.97
YUG	Branislav Karaulic, Slobodan Popović, Slobodan Branković 45.27, Ismail Macev 45.03
ITA	Marcello Pantone, Vito Patrella, Tiziano Gemelli 46.30, Roberto Ribaud 45.46
AUS	Robert Stone, Gary Minihan, Paul Stubbs 45.81, Darren Clark 44.99
GDR	Jens Carlowitz, Frank Möller DNF, Mathias Schersing, Thomas Schönlebe

Tokyo 1991**Final (Sep 1)**

1,	Great Britain & NI	2:57.53
2,	United States	2:57.57
3,	Jamaica	3:00.10
4,	Yugoslavia	3:00.32
5,	Kenya	3:00.34
6,	Germany	3:00.75
7,	Morocco	3:04.49
8,	Cuba	3:05.33

Just as the French fancied their chances in the sprint relay against the United States, so Britain hoped to cause an upset in the long relay. They and the USA were impressive heat winners, both in under three minutes. Japan found a national record of 3:01.26 insufficient for a place in the final. Both countries had rested their top runners for the final, but because of the United States' strict selection policy, the world number one – Michael Johnson – was not included as he did not run 400m in the US trials.

Britain gambled by switching individual silver medallist Black from his usual anchor position to the first leg. He gave his team an early lead, but the US went in front at halfway thanks to Watts's 43.4, the fastest split of the race. On the third leg, Regis – the 1987 200m bronze medallist – closed the gap. This meant that the individual World Champion Pettigrew would only have a stride's advantage over 400m hurdler Akabusi.

Around the first bend, Pettigrew had to swerve to avoid a poking cameraman. The American surged at 200m, but the 32 year-old Briton followed and was able to edge ahead in the final 30m for a thrilling victory. "The guys before me did everything right," said Akabusi. "It was the big occasion and we had to grab it."

Teams & unofficial splits:

GBR	Roger Black 44.7, Derek Redmond 44.0, John Regis 44.22, Kriss Akabusi 44.59
USA	Andrew Valmon 44.9, Quincy Watts 43.4, Danny Everett 44.31, Antonio Pettigrew 44.93
JAM	Seymour Fagan 45.9, Devon Morris 44.6, Patrick O'Connor 44.81, Winthrop Graham 44.77
YUG	Dejan Jovković 46.0, Nenad Djurovic 45.1, Ismail Macev 45.18, Slobodan Branković 44.09
KEN	Samson Kitur 46.1, Simon Kemboi 44.4, Charles Gitonga 44.87, Simeon Kipkemboi 44.94
GER	Klaus Just 46.9, Rico Lieder 43.9, Norbert Dobeleit 45.65, Jens Carlowitz 44.26
MAR	Abdelali Kasbane 46.48, Ali Dahane 46.68, Bouchair Belcaid 46.52, Benyounes Lahlou 44.81
CUB	Agustín Pavó 46.9, Héctor Herrera 45.3, Jorge Valentín 47.23, Lázaro Martínez 45.91

First round (First 2 & 2 fastest to final) (Aug 31)

Heat 1: 1, United States 2:59.55; 2, Jamaica 3:00.01; 3, Germany 3:00.17; (non-qualifiers) 4, Japan 3:01.26; 5, Qatar 3:07.06; 6, Spain 3:08.39

Teams & unofficial splits where known:

USA	Jeff Reynolds 45.4, Quincy Watts 43.9, Mark Everett 44.5, Danny Everett 45.8
JAM	Howard Burnett, Devon Morris 44.2, Patrick O'Connor, Seymour Fagan
GER	Klaus Just, Rico Lieder 44.2, Norbert Dobeleit, Jens Carlowitz 44.2
JPN	Koichi Konakaton, Susumu Takano 44.0, Takahiro Watanabe, Koji Ito
QAT	Sami Jumrah, Ismael Youssef, Masoud Rahman, Ibrahim Ismail 45.3
ESP	Luís Cumellas, Antonio Sánchez, Moises Fernández, Didac Manas

Heat 2: 1, Morocco 3:02.11; 2, Cuba 3:02.29; (non-qualifiers) 3, Italy 3:02.72; 4, Canada 3:03.68; 5, Mexico 3:09.56; France DNF

Teams & unofficial splits where known:

MAR	Abdelali Kasbane, Ali Dahane, Bouchair Belcaid, Benyounes Lahlou 44.5
CUB	Agustín Pavó, Héctor Herrera, Jorge Valentín 45.2, Lázaro Martínez
ITA	Fabio Grossi, Marco Vaccari, Alessandro Aimar, Andrea Nuti 45.0
CAN	Anthony Wilson, Mark Jackson, Mike McLean, Freddie Williams 45.2
MEX	Raymundo Escalante, Eduardo Nava 45.7, Josue Morales, Luis Karín
FRA	Andre Jaffory, Olivier Noiroit 45.1, Stéphane Diagona, Christoph Gloris

Heat 3: 1, Great Britain & NI 2:59.49; 2, Yugoslavia 2:59.95; 3, Kenya 3:00.21; (non-qualifiers) 4, Australia 3:02.42; 5, Barbados 3:05.63

Teams & unofficial splits where known:

GBR	Ade Mafe 46.1, Derek Redmond 44.5, Mark Richardson 44.8, Kriss Akabusi 44.1
YUG	Dejan Jovković, Nenad Djurovic, Ismail Macev, Slobodan Branković 44.3
KEN	Samson Kitur, Simon Kemboi, Charles Gitonga 44.2, Simeon Kipkemboi
AUS	Dean Capobianco, Paul Greene, Rohan Robinson, Mark Garner 44.9
BAR	Terrence Harewood, Steven Roberts, Seibert Straughn 45.7, Michael Williams

Stuttgart 1993**Final (Aug 22)**

1,	United States	2:54.29 ^{WR}
2,	Kenya	2:59.82
3,	Germany	2:59.99
4,	France	3:00.09
5,	Russia	3:00.44
6,	Cuba	3:00.46
7,	Jamaica	3:01.44
8,	Bulgaria	3:05.35

The disappointments in this event from 1991 were quickly forgotten when a United States squad which included history's three fastest men obliterated the world record. Valmon (44.5) had built up a 10m lead after the first exchange, and sub-44 splits by Watts and Reynolds quadrupled this. The baton was then passed to Johnson, who appeared to run a conservative first 200m before letting rip in the last half lap.

A hurried comparison of the photo-cell time at the "bell" and the finishing time of 2:54.29 revealed that Johnson had run quicker than 43 seconds. His time was confirmed as 42.94. That figure was taken from photo-finish pictures taken at the start and finish of Johnson's leg supplied by Seiko. Using different methods, the DLV Biomechanics Report from Stuttgart 1993 variously showed timings of 42.91 and 42.92.

Individual bronze medallist Kitur clocked the fastest non-US split of the race to win silver for Kenya, while 1987 individual champion Schönlebe held on to win a bronze for Germany. Defending Champions Britain were eliminated in the heats.

The winning mark stood as a world record until a United States team clocked 2:54.20 at the 1998 Goodwill Games. In 2008 the later mark was cancelled due to the involvement of Antonio Pettigrew who admitted to doping violations between 1997 and 2003. An unsanctioned Pettigrew also contributed to the US victory in Stuttgart with his second leg run in the heats.

Teams & unofficial splits:

USA	Andrew Valmon 44.5, Quincy Watts 43.6, Butch Reynolds 43.23, Michael Johnson 42.94
KEN	Kennedy Ochieng 46.2, Simon Kemboi 45.3, Abednego Matilu 44.56, Samson Kitur 43.75
GER	Rico Lieder 45.5, Karsten Just 45.3, Olaf Hense 44.98, Thomas Schönlebe 44.21
FRA	Jean-Louis Rapnouil 45.5, Pierre-Marie Hilaire 45.5, Jacques Farraudière 44.86, Stéphane Diagana 44.19
RUS	Dmitriy Kliger 45.72, Dmitriy Kosov 45.09, Mikhail Vdovin 44.73, Dmitriy Golovastov 44.90
CUB	Iván García 46.6, Héctor Herrera 45.5, Norberto Téllez 44.30, Roberto Hernández 44.12
JAM	Patrick O'Connor 46.0, Dennis Blake 45.5, Danny McFarlane 45.32, Greg Haughton 44.55
BUL	Stanislav Georgiev 46.2, Tsvetoslav Stankulov 46.2, Kiril Raykov 45.99, Anton Ivanov 47.03

First round (First 2 & 2 fastest to final) (Aug 21)

Heat 1: 1, Germany 3:01.26; 2, Bulgaria 3:01.61; 3, Jamaica 3:01.70; (non-qualifiers) 4, Great Britain & NI 3:02.15; 5, New Zealand 3:05.84; 6, Thailand 3:06.80

Teams & unofficial splits:

GER	Karsten Just 46.1, Rico Lieder 45.0, Olaf Hense 45.39, Thomas Schönlebe 44.79
BUL	Stanislav Georgiev 45.9, Tsvetoslav Stankulov 46.0, Kiril Raykov 45.07, Anton Ivanov 44.66
JAM	Patrick O'Connor 46.5, Dennis Blake 45.1, Danny McFarlane 45.83, Greg Haughton 44.24
GBR	Du'aïne Ladejo 46.0, Guy Bullock 45.8, Wayne McDonald 46.24, Ade Mafe 44.16
NZL	Shaun Farrell 47.3, Nick Cowan 45.6, Darren Dale 46.80, Mark Keddell 46.08
THA	Chanand Kenchan 47.7, Sakron Tongtip 46.8, Wirwat Poomipak 47.62, Yutthana Tonglek 46.46

Heat 2: 1, United States 2:58.72; 2, France 3:01.70; (non-qualifiers) 3, Japan 3:02.43; 4, Algeria 3:03.63; 5, Mexico 3:08.37; Trinidad & Tobago DNS

Teams & unofficial splits:

USA	Andrew Valmon 45.1, Antonio Pettigrew 44.0, Derek Mills 44.65, Michael Johnson 44.96
FRA	Jacques Farraudière 45.9, Pierre-Marie Hilaire 45.2, Olivier Noirt 45.37, Jean-Louis Rapnouil 45.19
JPN	Masayoshi Kan 46.9, Shunji Karube 45.1, Yoshihiko Saito 45.23, Tomonari Ono 45.12
ALG	Amar Hecini 45.8, Ismail Mariche 46.2, Kamel Talhaodi 46.51, Sadek Boumendil 45.08
MEX	Raymundo Escalante 47.8, Juan Vallín 45.6, Josue Morales 47.81, Luis Toledo 47.20
TTO	No declaration

Heat 3: 1, Kenya 3:00.82; 2, Cuba 3:01.36; 3, Russia 3:01.51; (non-qualifiers) 4, Italy 3:01.85; 5, Nigeria 3:02.64; Uganda DNS

Teams & unofficial splits:

KEN	Abednego Matilu 45.5, Simon Kemboi 45.9, Samson Kitur 44.49, Kennedy Ochieng 44.94
CUB	Lázaro Martínez 46.9, Héctor Herrera 45.5, Norberto Téllez 44.69, Roberto Hernández 44.32
RUS	Dmitriy Kliger 45.6, Dmitriy Kosov 45.4, Innokentiy Zharov 45.61, Dmitriy Golovastov 44.86
ITA	Andrea Nuti 46.4, Andrea Montanari 45.4, Alessandro Aimar 44.78, Marco Vaccari 45.31
NGR	Hassan Bosso 47.2, Emmanuel Okoli 45.9, Victor Omagbemi 45.43, Sunday Bada 44.11
UGA	No declaration

Gothenburg 1995

Final (Aug 13)

1,	United States	2:57.32
2,	Jamaica	2:59.88
3,	Nigeria	3:03.18
4,	Great Britain & NI	3:03.75
5,	Poland	3:03.84
6,	Cuba	3:07.65
	Germany	DQ (Tr17.3.1) (3:03.5est)
	Kenya	DNS

Even without Reynolds and Johnson, the individual gold and silver medallists, the USA won their heat in 2:58.23. Close behind were Jamaica, for whom Davian Clarke, a junior, clocked 43.7. The two teams dominated the final. At halfway the USA were around five metres ahead, but on the third stage Reynolds put them out of reach, clocking 43.74 on a day when no-one else broke 44.1. The next fastest in the race was Michael Johnson's 44.11 anchor for the USA. A strong anchor leg by Bada put Nigeria into third place.

Teams & unofficial splits:

USA	Marlon Ramsey 44.9, Derek Mills 44.6, Butch Reynolds 43.74, Michael Johnson 44.11
JAM	Michael McDonald 46.0, Davian Clarke 44.1, Danny McFarlane 44.97, Greg Haughton 44.84
NGR	Udeme Ekpeyong 46.7, Kunle Adejuyigbe 46.7, Jude Monye 45.11, Sunday Bada 44.64
GBR	David McKenzie 46.93, Mark Hylton 45.61, Adrian Patrick 45.87, Roger Black 45.34
POL	Piotr Rysiukiewicz 47.2, Paweł Januszewski 45.7, Robert Maćkowiak 45.25, Tomasz Jedrusik 45.71
CUB	José Pérez 47.6, Jorge Crusellas 45.8, Omar Mena 46.66, Norberto Téllez 47.62
GER	Uwe Jahn 46.6, Karsten Just 45.9, Kai Karsten 45.49, Rico Lieder 45.49
KEN	Samson Kitur, Julius Chepkwony, Kennedy Ochieng, Charles Gitonga

First round (First 2 & 2 fastest to final) (Aug 12)

Heat 1: 1, United States 2:58.23; 2, Jamaica 2:58.29; 3, Germany 3:00.25; (non-qualifiers) 4, Japan 3:01.46; 5, Italy 3:02.01; 6, Bahamas 3:02.85; 7, Mexico 3:07.22

Teams & unofficial splits:

USA	Marlon Ramsey 44.6, Derek Mills 44.0, Kevin Lyles 44.41, Darnell Hall 45.22
JAM	Michael McDonald 45.1, Davian Clarke 43.8, Dennis Blake 44.80, Danny McFarlane 44.60
GER	Uwe Jahn 45.8, Karsten Just 44.8, Kai Karsten 44.82, Rico Lieder 44.82
JPN	Shunji Karube 45.4, Yoshihiko Saito 45.3, Kazuhiko Yamazaki 45.47, Masayoshi Kan 45.32
ITA	Marco Vaccari 46.3, Laurent Ottoz 45.6, Alessandro Aimar 45.19, Andrea Nuti 44.96
BAH	Troy McIntosh 46.1, Dennis Darling 45.6, Timothy Munnings 45.51, Carl Oliver 45.65
MEX	Alejandro Cárdenas 46.3, Juan Vallín 47.1, Alberto Araújo 47.12, Raymundo Escalant 46.73

Heat 2: 1, Kenya 3:00.81; 2, Cuba 3:01.82; (non-qualifiers) 3, Australia 3:03.07; 4, Switzerland 3:03.91; 5, Senegal 3:05.15; 6, France 3:09.46; Saudi Arabia DNF

Teams:

KEN	Samson Kitur 45.9, Abednego Matilu 45.2, Julius Chepkwony 45.07, Charles Gitonga 44.64
CUB	Iván García 46.8, Jorge Crusellas 45.2, Omar Mena 45.20, Norberto Téllez 44.62
AUS	Rohan Robinson 46.5, Michael Joubert 45.3, Mark Ladbrook 45.85, Paul Greene 45.41
SUI	Laurent Clerc 47.0, Kevin Widmer 45.4, Alain Rohr 46.85, Matthias Rusterholz 44.69
SEN	Diarra Moustapha 47.5, Ibrahima Wade 45.9, Ibou Faye 46.11, Hachim Ndiaye 45.61
FRA	Jacques Farraudière 46.7, Pierre-Marie Hilaire 50.7, Marc Foucan 46.45, Jean-Louis Rapnouil 45.58
KSA	Salah Al-Nassri DNF, Mohammed Al-Bishy, Hashim Al-Sharfa, Hadi Al-Somaily

Heat 3: 1, Nigeria 3:01.09; 2, Great Britain & NI 3:01.22; 3, Poland 3:01.38; (non-qualifiers) 4, South Africa 3:01.51; 5, Zimbabwe 3:04.86; 6, New Zealand 3:06.39; Trinidad & Tobago DNS

Teams & unofficial splits:

NGR	Udeme Ekpeyong 45.9, Jude Monye 44.3, Kunle Adejuyigbe 47.10, Sunday Bada 43.79
GBR	David McKenzie 46.1, Adrian Patrick 45.6, Mark Hylton 45.24, Mark Richardson 44.29
POL	Piotr Rysiukiewicz 46.2, Paweł Januszewski 45.2, Robert Maćkowiak 44.93, Tomasz Jedrusik 45.01
RSA	Hermanus de Jager 46.3, Arnaud Malherbe 44.9, Riaan Dempers 45.36, Bobang Phiri 44.95

ZIM	Arnold Payne 47.0, Savieri Ngidhi 46.9, Tawanda Chiwira 45.36, Ken Harnden 45.58
NZL	Callum Taylor 47.3, Nick Cowan 46.2, Mark Wilson 46.09, Robert Hanna 46.76
TTO	No declaration

ALG	Samir-Adel Louahla 46.3, Kamel Talhaoui 45.9, Malik Louahla 46.54, Amar Hecini 46.47
ESP	Cesar Martínez 47.9, Antonio Andrés 45.9, Pablo Vallejo 46.14, David Canal 45.49
BOT	Justice Dipeba 47.7, Lulu Basinyi 46.5, Rampa Moswey 45.84, Johnson Kubisa 45.94

X Athens 1997

Final (Aug 10)

1,	Great Britain & NI	2:56.65
2,	Jamaica	2:56.75
3,	Poland	3:00.26
4,	South Africa	3:00.26
5,	France	3:01.06
6,	Zimbabwe	3:01.43
7,	Italy	3:01.52
(1.)	United States	DQ (ADr11.1) (2:56.47)

Rightful finalists: Austria

British hopes of another famous victory over the USA, as in the 1936 Olympics and 1991 World Championships, were boosted by the news that Michael Johnson was not running, but in a tense race the Americans prevailed and the Jamaicans (setting a national record) were also a major factor with little more than a stride covering the three teams at the finish. Poland, who had lowered their national record to inside three minutes in the heats, placed a distant fourth.

That's how the result stood until 2008, when Pettigrew admitted to multiple doping violations across 1997-2003. He never tested positive in that period but then confessed to taking banned substances during the trial of his former coach Trevor Graham in San Francisco. Graham was charged of lying to federal investigators about his links with a steroids dealer. Pettigrew claimed that Graham had encouraged him to use Human Growth Hormone and Erythropoietin (EPO). He returned his gold medal, and World Athletics promptly disqualified the US. With Britain as rightful champions, the number of different countries winning golds in Athens was increased by one to a record of 26.

It was Pettigrew who gave his team a big lead on the second stage thanks to a 43.1 clocking. Black moved into second for Britain before fading and being passed by Jamaica's Haughton (44.4) some 10m behind the American. Baulch (44.08) ran a spectacular first 200 to take the lead for Britain on the third leg before the lactic acid got to work and he was re-passed by Jones with McFarlane a close third. The placings stayed the same on the anchor leg although Britain's Richardson (43.57) and Jamaica's Clarke (43.51) closed up on Washington (44.00).

Teams & unofficial splits:

GBR	Iwan Thomas 44.8, Roger Black 44.2, Jamie Baulch 44.08, Mark Richardson 43.57
JAM	Michael McDonald 44.5, Greg Haughton 44.4, Danny McFarlane 44.37, Davian Clarke 43.51
POL	Tomasz Czubak 45.3, Piotr Rysiukiewicz 45.1, Piotr Haczek 45.14, Robert Maćkowiak 44.78
RSA	Arnaud Malherbe 46.42, Hezekiel Sepeng 44.77, Hendrik Mokganyetsi 45.21, Llewellyn Herbert 43.86
FRA	Jean-Louis Rapnouil 46.6, Marc Foucan 44.7, Fred Mango 45.25, Stéphane Diagana 44.56
ZIM	Tawanda Chiwira 45.9, Phillip Mukomana 45.7, Savieri Ngidhi 45.71, Ken Harnden 44.09
ITA	Ashraf Saber 45.6, Marco Vaccari 45.4, Andrea Nuti 45.90, Fabrizio Mori 44.56
USA	Jerome Young 44.6, Antonio Pettigrew DQ (ADr10.8) (43.1), Chris Jones 44.80, Tyree Washington 44.00

First round (First 2 & 2 fastest to final) (Aug 9)

Heat 1: 1, Great Britain & NI 3:00.19; 2, France 3:01.76; (non-qualifiers) 3, Austria 3:02.95; 4, Nigeria 3:04.19; 5, Algeria 3:05.22; 6, Spain 3:05.40; 7, Botswana 3:05.96

Teams & unofficial splits:

GBR	Mark Hylton 46.14, Roger Black 44.33, Jamie Baulch 44.53, Iwan Thomas 45.19
FRA	Jean-Louis Rapnouil 45.6, Marc Foucan 45.6, Fred Mango 44.79, Stéphane Diagana 45.81
AUT	Christoph Pöstinger 46.0, Thomas Griesser 46.8, Andreas Rechbauer 45.54, Rafik Elouardi 44.63
NGR	Ayuba Machen 47.6, Mathias Ogbeta 46.1, Udeme Ekpenyong 45.36, Clement Chukwu 45.15

Heat 2: 1, Poland 2:59.91; 2, Jamaica 2:59.98; 3, South Africa 3:00.58; (non-qualifiers) 4, Russia 3:03.35; 5, Latvia 3:04.30; 6, Greece 3:05.43

Teams & unofficial splits:

POL	Tomasz Czubak 45.4, Piotr Rysiukiewicz 44.8, Piotr Haczek 44.82, Robert Maćkowiak 44.88
JAM	Linval Laird 46.2, Davian Clarke 43.9, Greg Haughton 44.84, Danny McFarlane 45.07
RSA	Arnaud Malherbe 46.6, Hezekiel Sepeng 44.6, Hendrick Mokganyetsi 45.27, Llewellyn Herbert 44.10
RUS	Mikhail Vdovin 47.1, Innokentiy Zharov 45.0, Dmitriy Golovastov 46.21, Ruslan Mashchenko 45.46
LAT	Sergey Inšakovs 45.9, Egis Tebelis 45.9, Einārs Tupurītis 46.56, Inguns Svīklins 45.93
GRE	Panayiotis Sarris 47.1, Kostas Moutoulidis 45.5, Giorgios Batsikas 46.84, Periklis Iakovakis 45.99

Heat 3: 1, Zimbabwe 3:00.79; 2, Italy 3:01.75; (1.) United States DQ (ADr11.1) (2:59.78); (non-qualifiers) 3, Japan 3:03.85; 5, Switzerland 3:05.34; 4, Czech Republic 3:05.65

Teams & unofficial splits:

ZIM	Tawanda Chiwira 46.2, Phillip Mukomana 44.6, Savieri Ngidhi 45.79, Ken Harnden 44.20
ITA	Ashraf Saber 46.0, Marco Vaccari 44.9, Andrea Nuti 45.53, Fabrizio Mori 45.28
JPN	Shunji Karube 45.5, Seiji Inagaki 45.6, Hiroyuki Hayashi 45.38, Shigekazu Omori 47.41
SUI	Laurent Clerc 46.0, Kevin Widmer 45.1, Mathias Rusterholz 44.57, Marcel Schelbert 49.66
CZE	Jan Poděbradský 46.3, Jiří Svenek 46.7, Jan Stejfa 45.63, Jiří Mužik 47.04
USA	Jerome Young 45.2, Antonio Pettigrew DQ (ADr10.8) (43.7), Chris Jones 44.71, Allen Johnson 46.19

X Seville 1999

Final (Aug 29)

1,	Poland	2:58.91
2,	Jamaica	2:59.34
3,	South Africa	3:00.20
4,	France	3:00.59
5,	Russia	3:00.98
6,	Bahamas	3:02.74
7,	Senegal	3:03.80
(1.)	United States	DQ (ADr11.1) (2:56.45)

Although without the injured Jerome Young, the Americans were still a class apart, leading throughout from Poland and Jamaica. Davis and Pettigrew combined to reach halfway three metres clear of Poland and Taylor seized the opportunity to atone for his 400m hurdles debacle by pulling far away with a 43.92 leg. Johnson pattered around in 43.49 for the seventh-quickest ever time of 2:56.45. That originally brought his World Championship gold medal tally to a record-breaking nine, but the presence of self-confessed doping offender Pettigrew meant that Johnson and his compatriots would be ultimately stripped of their medals for the second World Championships in succession.

Giving evidence in the trial of his former coach Trevor Graham in May 2008, Pettigrew admitted having taken performance-enhancing substances from 1997. All his results from January 1 of that year were disqualified, so Poland instead won their first-ever track gold.

Conspicuous by their absence from the final were Britain who, despite a 44.24 anchor by Baulch, failed to qualify after a decision to rest Mark Richardson.

Teams & unofficial splits:

POL	Tomasz Czubak 45.0, Robert Maćkowiak 44.3, Jacek Bocian 44.90, Piotr Haczek 44.70
JAM	Michael McDonald 46.13, Greg Haughton 44.65, Danny McFarlane 44.68, Davian Clarke 43.88
RSA	Jopie van Oudtshoorn 46.5, Hendrik Mokganyetsi 44.5, Adriaan Botha 45.43, Arnaud Malherbe 43.78
FRA	Pierre-Marie Hilaire 46.2, Marc Foucan 44.7, Marc Raquil 45.11, Fred Mango 44.62

RUS	Daniil Shekin 46.2, Andrey Semyonov 44.8, Valentin Kulbatskiy 45.30, Dmitriy Golovastov 44.69
BAH	Timothy Munnings 46.5, Troy McIntosh 45.6, Carl Oliver 46.01, Chris Brown 44.64
SEN	Ousmane Niang 47.2, Assane Diallo 46.2, Ibou Faye 45.45, Ibrahima Wade 44.92
USA	Jerome Davis 45.2, Antonio Pettigrew DQ (ADr10.8) (43.8), Angelo Taylor 43.92, Michael Johnson 43.49

First round (First 2 & 2 fastest to final) (Aug 28)

Heat 1: 1, Bahamas 3:01.17; 2, France 3:01.31; (non-qualifiers) 3, Great Britain & NI 3:02.21; 4, Japan 3:02.50; 5, Spain 3:02.85; 6, Australia 3:04.78; 7, Canada 3:05.60; Saudi Arabia DQ (Tr17.3.1) (3:08.00)

Teams & unofficial splits:

BAH	Timothy Munnings 46.0, Troy McIntosh 44.8, Carl Oliver 45.33, Chris Brown 45.04
FRA	Pierre-Marie Hilaire 45.8, Marc Foucan 44.9, Marc Raquil 45.12, Fred Mango 45.54
GBR	Geoff Dearman 46.3, Mark Hylton 45.9, Jared Deacon 45.81, Jamie Baulch 44.24
JPN	Jun Osakada 45.8, Koji Ito 45.0, Kenji Tabata 45.26, Kazuhiko Yamazaki 46.42
ESP	Antonio Andrés 46.40, Juan Trull 45.81, Andrés Martínez 46.30, David Canal 44.34
AUS	Patrick Dwyer 46.3, Brad Jamieson 45.9, Scott Thom 46.35, Mark Moresi 46.26
CAN	Shane Niemi 46.0, Alexandre Marchand 45.4, Byron Goodwin 47.41, Monte Raymond 46.78
KSA	Hamdan Al-Bishi 46.5, Mohammed Al-Bishi 46.6, Hamed Al-Bishi 47.86, Hadi Al-Somaily 47.07

Heat 2: 1, United States 3:00.79; 2, Senegal 3:02.53; (non-qualifiers) 3, Germany 3:02.68; 4, Brazil 3:05.70; 5, Ireland 3:05.81; Hungary DNF; Nigeria DQ (Tr17.3.1) (3:01.16) & Botswana DQ (Tr24.19) (3:05.38)

Teams & unofficial splits:

USA	Jerome Davis 44.8, Joey Woody 45.3, Danny McCray 45.06, Angelo Taylor 45.60
SEN	Ousmane Niang 46.5, Ibou Faye 45.7, Sall Alpha Babacar 45.53, Ibrahima Wade 44.82
GER	Maik Liebe 46.8, Marco Krause 45.1, Ruwen Faller 45.70, Thomas Goller 45.13
BRA	Cleverson da Silva 47.4, Anderson dos Santos 45.9, Eronilde de Araújo 47.29, Sanderlei Parrela 45.11
IRL	Gary Ryan 46.6, Paul McBurney 46.5, Tomas Coman 46.76, Paul McKee 45.97
HUN	Péter Nyilasi 46.60, Balázs Korányi 46.04, Zsolt Szeglet 45.16, Tibor Bédi DNF
NGR	Udeme Ekpeyong 45.7, Jude Monye 44.9, Fidelis Gadzama 45.36, Sunday Bada 45.16
BOT	Rampa Mosweu 46.8, Lulu Basinyi 46.7, Carlifonia Molefe 46.55, Johnson Kubisa 45.36

Heat 3: 1, South Africa 3:00.77; 2, Poland 3:00.86; 3, Jamaica 3:01.38; 4, Russia 3:01.51; (non-qualifiers) 5, Switzerland 3:02.46; 6, Slovenia 3:02.70; 7, Greece 3:04.07; 8, Zimbabwe 3:07.69

Teams & unofficial splits:

RSA	Jopie van Oudtshoorn 46.4, Hendrik Mokganyetsi 44.5, Adriaan Botha 45.16, Arnaud Malherbe 44.75
POL	Robert Maćkowiak 45.6, Jacek Bocian 45.2, Piotr Długosielski 45.69, Piotr Haczek 44.33
JAM	Paxton Coke 46.5, Davian Clarke 44.1, Omar Brown 45.72, Michael McDonald 45.05
RUS	Daniil Shekin 46.0, Andrey Semyonov 44.6, Valentin Kulbatskiy 45.57, Dmitriy Golovastov 45.38
SUI	Laurent Clerc 46.55, Matthias Rusterholz 45.28, Alain Rohr 45.72, Marcel Schelbert 44.91
SLO	Miro Kocuvan 47.2, Bostjan Horvat 45.8, Joze Vrtacic 45.30, Matija Šestak 44.41
GRE	Panayiótis Sarris 46.6, Anastásios Goúsis 45.1, Yeórgos Doúpis 46.66, Periklís Iakovákis 45.67
ZIM	Temba Ncube 46.8, Phillip Mukomana 45.7, Savieri Ngidhi 46.28, Ken Harnden 48.88

X**Edmonton 2001****Final (Aug 12)**

1,	Bahamas	2:58.19
2,	Jamaica	2:58.39
3,	Poland	2:59.71
4,	Brazil	3:01.09
5,	Great Britain & NI	3:01.26
6,	Spain	3:02.24
7,	Germany	3:03.52
(2,)	United States	DQ (ADr11.1) (2:57.54)

Rightful finalists: France

For the third consecutive World Championships, Pettigrew ran a sub-44 second leg to help the US to victory. Their win was cancelled when in 2008 Pettigrew admitted he had been taking drugs at the time. The United States performance in the heats (without Pettigrew) was also annulled due to the presence of Jerome Young who in 2009 was given a retrospective life ban dating back to 1999.

The race had developed into a three-way battle between the Bahamas, the USA and Jamaica. It was Bahamas who led from the start, having put their individual champion, Moncur, on leg 1. They continued to lead until the last changeover, by which time Brew had overtaken McIntosh with Jamaica close behind.

The US anchor was hurdler Taylor, who had failed to reach the final of his event. He made amends by holding the lead to the finish and clocking the fastest split of the race, 43.71. Behind him, Houghton moved Jamaica into second spot before Munnings fought back to earn Bahamas silvers, medals which would eventually turn to gold.

Teams & unofficial splits:

BAH	Avard Moncur 45.1, Chris Brown 44.5, Troy McIntosh 44.42, Timothy Munnings 44.13
JAM	Brandon Simpson 45.71, Christopher Williams 44.50, Greg Houghton 43.88, Danny McFarlane 44.30
POL	Rafał Wieruszewski 46.0, Piotr Haczek 44.1, Piotr Długosielski 45.10, Piotr Rysiukiewicz 44.50
BRA	Valdinei da Silva 46.8, Anderson dos Santos 44.8, Flávio Godoy 44.80, Sanderlei Parrela 44.66
GBR	Iwan Thomas 45.8, Jamie Baulch 44.4, Tim Benjamin 45.85, Mark Richardson 45.17
ESP	Iván Rodríguez 47.1, David Canal 44.5, Antonio Andrés 45.82, Antonio Reina 44.77
GER	Marc-Alexander Scheer 47.6, Ruwen Faller 45.2, Lars Figura 46.88, Ingo Schultz 43.78
USA	Leonard Byrd 45.9, Antonio Pettigrew DQ (ADr10.8) (43.9), Derrick Brew 44.03, Angelo Taylor 43.71

First round (First 2 & 2 fastest to final) (Aug 11)

Heat 1: 1, Great Britain & NI 3:00.96; 2, Germany 3:01.33; 3, Spain 3:01.42; (1,1) United States DQ (ADr11.1) (3:00.07); (non-qualifiers) 4, Japan 3:02.75; 5, Sweden 3:04.02; 6, Canada 3:04.87

Teams & unofficial splits:

GBR	Mark Hylton 46.0, Iwan Thomas 45.0, Tim Benjamin 45.46, Mark Richardson 44.52
GER	Ingo Schultz 44.8, Ruwen Faller 45.5, Marc-Alexander Scheer 45.70, Lars Figura 45.33
ESP	Iván Rodríguez 46.0, David Canal 44.1, Antonio Andrés 45.88, Antonio Reina 45.48
JPN	Kenji Tabata 46.7, Jun Osakada 44.6, Dai Tamesue 45.99, Ryuji Muraki 45.49
SWE	Johan Wissman 46.4, Jimisola Laursen 45.4, Mikael Jakobsson 46.10, Magnus Aare 46.10
CAN	Shane Niemi 46.9, Gary Reed 45.4, Lawrence Ringwald 46.51, Jean-Marie Louis 46.06
USA	Jerome Young DQ (ADr10.8) (45.2), Andrew Pierce 44.7, Leonard Byrd 44.35, Derrick Brew 45.80

Heat 2: 1, Brazil 3:00.75; 2, Jamaica 3:00.97; (non-qualifiers) 3, France 3:01.65; 4, Russia 3:01.95; 5, Botswana 3:03.32; 6, Czech Republic 3:04.27; Sri Lanka DNS

Teams & unofficial splits:

BRA	Claudinei da Silva 46.3, Anderson dos Santos 45.0, Flávio Godoy 44.87, Sanderlei Parrela 44.64
JAM	Michael Blackwood 46.2, Brandon Simpson 44.5, Mario Watts 45.82, Danny McFarlane 44.44
FRA	Marc Raquil 46.2, Marc Foucan 45.1, Philippe Bouche 45.47, Stéphane Diagana 44.92
RUS	Vitaliy Ignatov 46.6, Ruslan Mashchenko 44.8, Dmitriy Golovastov 45.17, Andrey Semyonov 45.41
BOT	Lulu Basinyi 46.6, Otukile Lekote 45.7, Johnson Kubisa 45.59, Carlifonia Molefe 45.39
CZE	Karel Blaha 46.7, Radek Zchoval 45.2, Stephan Tesarik 46.20, Jiří Mužík 46.22
SRI	Rohan Pradeep Kumara, Ranga Wimalawansa, Prasanna Sampath Amarasekara, Hariyan Ratnayake

Heat 3: 1, Bahamas 3:00.88; 2, Poland 3:01.32; (non-qualifiers) 3, South Africa 3:01.70; 4, Ukraine 3:02.35; 5, Mexico 3:03.19; 6, Saudi Arabia 3:04.22; 7, Ireland 3:04.26; 8, Venezuela 3:05.37

Teams & unofficial splits:

BAH	Troy McIntosh 46.5, Avard Moncur 43.7, Carl Oliver 45.58, Timothy Munnings 45.08
POL	Rafał Wieruszewski 46.0, Piotr Haczek 44.4, Jacek Bocian 45.78, Piotr Rysiukiewicz 45.11
RSA	Marcus la Grange 45.4, Jopie van Oudtshoorn 45.6, Alwyn Myburgh 45.21, Arnaud Malherbe 45.51
UKR	Aleksandr Kaydash 46.8, Andriy Tverdostup 44.8, Volodymyr Rybalka 45.73, Yevgeniy Zyukov 45.01
MEX	Alejandro Cárdenas 45.7, Oscar Juanz 45.2, Roberto Carbajal 46.68, Juan Pedro Toledo 45.60
KSA	Hamdan Al-Bishi 45.8, Hamed Al-Bishi 45.9, Belal Al-Housah 46.60, Hadi Al-Somaily 45.85

IRL	Robert Daly 46.9, Tom Comyns 46.7, Paul McKee 45.83, Tomas Coman 45.05
VEN	Dany Núñez 47.14, Simoncito Silvera 46.74, Jonathan Palma 45.84, William Hernández 45.65

BLR	Aleksandr Yelistratov 46.4, Yevgeniy Mikheyko 47.4, Leonid Vershinin 45.68, Sergey Kozlov 46.12
USA	Calvin Harrison DQ (ADr10.8) (44.9), Mitch Potter 44.4, Adam Steele 45.54, Derrick Brew 46.08

Heat 2: 1, Jamaica 3:01.37; 2, Greece 3:02.31; 3, Japan 3:02.35; (non-qualifiers) 4, Canada 3:02.97; 5, Romania 3:06.42; 6, Botswana 3:07.91; Nigera DQ (Tr24.20) (3:06.30)

Teams & unofficial splits:

JAM	Michael Campbell 45.0, Brandon Simpson 45.7, Lanceford Spence 45.78, Davian Clarke 44.92
GRE	Stilianós Dimótsios 46.7, Anastásios Goúsis 46.6, Panayiótis Sarrís 45.08, Periklís Iakovákis 44.93
JPN	Yuki Yamaguchi 45.8, Takahiko Yamamura 45.5, Jun Osakada 45.98, Mitsuhiro Sato 45.09
CAN	Tyler Christopher 46.1, Shane Niemi 45.1, Gary Reed 45.35, Keston Nelson 46.39
ROU	Florin Suciú 47.9, Alexandru Mardan 46.3, Alexandru Cristea 46.79, Ioan Vieru 45.5
BOT	Oganeditse Moseki 46.7, Johnson Kubisa 45.3, Kagiso Kilego 48.9, Gaolisela Salang 47.1
NGR	Musa Audu 46.8, Boloji Lawal 46.9, Godday James 46.41, Abayomi Agundiabe 46.13

Heat 3: 1, France 3:01.79; 2, Great Britain & NI 3:02.22; (non-qualifiers) 3, South Africa 3:03.05; 4, Russia 3:03.62; 5, Ireland 3:04.31; Dominican Republic DQ (Tr24.20) (3:01.98); Kenya DQ (Tr24.20) (3:04.37); Sri Lanka DQ (Tr24.20) (3:05.19)

Teams & unofficial splits:

FRA	Ahmed Douhou 46.8, Naman Keita 44.1, Stéphane Diagana 45.84, Marc Raquil 44.98
GBR	Tim Benjamin 45.9, Sean Baldock 45.5, Ian Mackie 46.00, Daniel Caines 44.84
RSA	Marcus La Grange 46.3, Ockert Cilliers 45.6, Alwyn Myburgh 45.72, Paul Gorries 45.47
RUS	Anton Galkin 46.8, Aleksandr Usov 45.3, Andrey Rudnitskiy 46.34, Ruslan Mashchenko 45.17
IRL	Paul McKee 46.6, Gary Ryan 45.8, David McCarthy 45.72, David Gillick 46.19
DOM	Arismendy Peguero 46.2, Carlos Santa 45.2, José Peralta 46.49, Felix Sánchez 44.07
KEN	Vincent Mumo Kiilu 46.4, Joseph Mutua 45.6, Victor Kibet 47.58, Ezra Sambu 44.8
SRI	Prasanna Sampath Amarasekara 47.3, Rohan Pradeep Kumara 46.13, Ranga Wimalawansa 46.13, Sugath Thilakarathne 45.63

X Paris 2003

Final (Aug 31)

1, France	2:58.96
2, Jamaica	2:59.60
3, Bahamas	3:00.53
4, Great Britain & NI	3:01.00
5, Spain	3:02.50
6, Greece	3:02.56
7, Japan	3:03.15
(1.) United States	DQ (ADr11.1) (2:58.88)

Rightful finalists: Australia

The United States had the individual gold and silver medallists but were not able to shake off powerful squads from France and Jamaica. Washington (44.6) put the US into a narrow lead after leg 2. Brew widened this advantage to 10m during his 44.67 run but by the end of it Clarke had put Jamaica in front with his 44.04. France were in contact so Blackwood, Young, and the exciting Raquil (4-1-3 in the original result of the individual final) were to battle it out on the last leg. Blackwood was passed by Young on the last bend. Raquil then moved through to challenge but could not quite catch the individual World Champion, despite splitting 44.15 compared with Young's 44.31.

As in the other Paris men's relay, doping revelations were to affect the final outcome. In 2004 a doping violation of Calvin Harrison was confirmed. He had failed a test at the US Championships of June 2003 and a suspension of two years was imposed in retrospect. All his results since that date were annulled, including Paris where he had placed sixth individually and ran the opening leg for the winning United States team. The relay golds therefore went to the French team including Stéphane Diagana who in fact retired in July 2004, one week before the news broke that he had become a World Champion. In 2009 it was confirmed that US anchorman Young was also disqualified from Paris. Both Tyree Washington (1997 & 2003) and Derrick Brew (2001 & 2003) forfeited a pair of world relay golds through no fault of their own.

One beneficiary of the disqualifications was McFarlane of Jamaica, who in Paris effectively and uniquely claimed a fifth successive world silver.

Teams & unofficial splits:

FRA	Leslie Djhone 45.4, Naman Keita 44.7, Stéphane Diagana 44.69, Marc Raquil 44.15
JAM	Brandon Simpson 45.4, Danny McFarlane 45.1, Davian Clarke 44.04, Michael Blackwood 45.06
BAH	Avard Moncur 44.6, Dennis Darling 46.1, Nathaniel McKinney 45.54, Chris Brown 44.36
GBR	Ian Mackie 46.4, Sean Baldock 44.8, Chris Rawlinson 45.01, Daniel Caines 44.72
ESP	Iván Rodríguez 46.7, David Canal 44.5, Salvador Rodríguez 45.49, Antonio Manuel Reina 45.78
GRE	Stilianós Dimótsios 46.63, Anastásios Goúsis 45.39, Panayiótis Sarrís 45.54, Periklís Iakovákis 45.00
JPN	Yuki Yamaguchi 45.7, Takahiko Yamamura 45.4, Kenji Tabata 46.82, Mitsuhiro Sato 45.28
USA	Calvin Harrison DQ (ADr10.8) (45.2), Tyree Washington 44.6, Derrick Brew 44.75, Jerome Young DQ (ADr10.8) (44.31)

First round (First 2 & 2 fastest to final) (Aug 30)

Heat 1: 1, Bahamas 3:01.33; 2, Spain 3:02.26; (1.) United States DQ (ADr11.1) (3:00.98); (non-qualifiers) 3, Australia 3:02.89; 4, Germany 3:04.72; Saudi Arabia DQ (Tr24.19) (3:02.94); Belarus DQ (Tr17.3.1) (3:05.52)

Teams & unofficial splits:

BAH	Avard Moncur 45.2, Nathaniel McKinney 45.4, Carl Oliver 45.96, Chris Brown 44.79
ESP	Iván Rodríguez 46.3, David Canal 44.7, Salvador Rodríguez 45.41, Antonio Manuel Reina 45.88
AUS	John Steffensen 46.8, Clinton Hill 44.3, Paul Pearce 45.49, Mark Ormrod 46.22
GER	Ingo Schultz 45.7, Sebastian Gatzka 46.1, Ruwen Faller 45.72, Bastian Swillims 47.21
KSA	Hamed Al-Bishi 46.2, Hadi Al-Somaily 46.2, Mohammed Al-Salhi 45.06, Hamdan Al-Bishi 45.45

Helsinki 2005

Final (Aug 14)

1, United States	2:56.91
2, Bahamas	2:57.32
3, Jamaica	2:58.07
4, Great Britain & NI	2:58.82
5, Poland	3:00.58
6, France	3:03.10
7, Russia	3:03.20
Trinidad & Tobago	DQ (Tr24.11) (3:01.60)

The United States team was given fair warning by Bahamas when they ran 2:59.73 in the first heat without their top runner, Chris Brown, while Jamaica finished just behind (2:59.75). The US team, resting Rock and Wariner, won their heat comfortably in 3:00.48. In the final Rock gave the US a 2 metres advantage over Jamaica and the Bahamas with a 44.7 opener, and Brew extended the lead to 5m with a 44.3. Wariner's training partner Williamson maintained the lead over Andrae Williams of the Bahamas with a 44.40 split, with Jamaica further 4m back, just ahead of Britain. The US baton change gave them a further 2m advantage, and while Brown closed to within 2m with 100m to go, Wariner was able to move away in the finishing straight to win his country's 100th world championship gold. Brown produced the fastest leg (43.42), marginally quicker than Wariner (43.49), and Jamaica easily held off Britain for bronze, with the Britons running the best ever time for a fourth place.

Trinidad and Tobago crossed the line in sixth place, but were disqualified for illegally changing their declared running order.

Teams & unofficial splits:

USA	Andrew Rock 44.5, Derrick Brew 44.5, Darold Williamson 44.40, Jeremy Wariner 43.49
-----	--

BAH	Nathaniel McKinney 44.9, Avard Moncur 44.6, Andrae Williams 44.43, Chris Brown 43.42
JAM	Sanjay Ayre 44.6, Brandon Simpson 45.2, Lanceford Spence 44.48, Davian Clarke 43.81
GBR	Tim Benjamin 45.0, Martyn Rooney 44.9, Robert Tobin 44.52, Malachi Davis 44.40
POL	Marcin Marcinişzyn 46.5, Robert Maćkowiak 44.4, Piotr Rysiukiewicz 45.15, Piotr Klimczak 44.50
FRA	Leslie Djhone 46.06, Naman Keita 45.47, Abdrahim El Haouzy 45.53, Marc Raquil 46.04
RUS	Dmitriy Forshev 47.2, Andrey Rudnitskiy 45.2, Oleg Mishukov 45.42, Yevgeniy Lebedev 45.35
TTO	Ato Modibo 45.7, Julian Raeburn 45.5, Renny Quow 45.07, Damion Barry 45.38

First round (First 2 & 2 fastest to final) (Aug 13)

Heat 1: 1, Bahamas 2:59.73; 2, Jamaica 2:59.75; 3, Poland 3:00.38; (non-qualifiers) 4, Germany 3:03.17; 5, Sweden 3:03.62; 6, Botswana 3:06.39

Teams & unofficial splits:

BAH	Nathaniel McKinney 45.3, Avard Moncur 44.7, Troy McIntosh 45.39, Andrae Williams 44.38
JAM	Michael Blackwood 45.8, Sanjay Ayre 45.3, Lanceford Spence 44.33, Davian Clarke 44.33
POL	Piotr Klimczak 45.7, Marcin Marcinişzyn 45.5, Robert Maćkowiak 44.5, Rafał Wieruszewski 44.7
GER	Simon Kirch 46.6, Kamghe Gaba 45.6, Florian Seitz 45.36, Bastian Swillims 45.63
SWE	Mattias Claesson 46.7, Jimisola Laursen 45.3, Johan Wissman 45.19, Thomas Nikitin 46.42
BOT	Obakeng Ngwigwa 47.6, California Molefe 45.7, Tshepo Kelaotse 46.47, Masheto Gakologelwang 46.65

Heat 2: 1, United States 3:00.48; 2, Trinidad 3:01.91; 3, Russia 3:02.05; (non-qualifiers) 4, Ukraine 3:03.41; 5, Spain 3:08.03; 6, Zimbabwe 3:08.26; Japan DQ (Tr24.19) (3:02.44)

Teams & unofficial splits:

USA	Miles Smith 45.2, Derrick Brew 44.5, LaShawn Merritt 45.41, Darold Williamson 45.34
TTO	Ato Modibo 45.4, Julian Raeburn 45.4, Renny Quow 45.99, Damion Barry 45.11
RUS	Dmitriy Forshev 46.1, Andrey Rudnitskiy 45.3, Andrey Polukeyev 45.84, Yevgeniy Lebedev 44.81
UKR	Aleksey Rachkovskiy 46.6, Andrey Tverdostup 45.5, Mikhail Knys 45.89, Vitaliy Dubonosov 45.44
ESP	David Testa 47.1, David Canal 46.7, David Melo 47.83, Antonio Manuel Reina 46.38
ZIM	Nelton Ndebele 46.4, Talkmore Nyongani 45.4, Brian Dzingai 50.78, Temba Ncube 45.65
JPN	Yuzo Kanemaru 45.8, Kenji Narisako 45.6, Yoshihiro Horigome 45.94, Mitsuhiro Sato 45.08

Heat 3: 1, Great Britain & NI 3:01.95; 2, France 3:02.86; (non-qualifiers) 3, Dominican Republic 3:03.57; 4, Italy 3:04.40; 5, South Africa 3:04.64; 6, Nigeria 3:07.91; Saudi Arabia DQ (Tr24.19) (3:02.21)

Teams & unofficial splits:

GBR	Robert Tobin 45.6, Martyn Rooney 44.9, Malachi Davis 44.81, Graham Hedman 46.62
FRA	Leslie Djhone 46.3, Naman Keita 44.8, Abdrahim El Haouzy 45.7, Marc Raquil 46.05
DOM	Arismendy Peguero 45.7, Carlos Santa 45.1, Danny Garcia 46.66, Antonio Side 46.09
ITA	Claudio Licciardello 46.8, Edoardo Vallet 46.7, Luca Galletti 45.75, Andrea Barberi 45.19
RSA	Jan van der Merwe 46.8, Ockert Cilliers 46.1, Ter de Villiers 46.98, LJ van Zyl 44.76
NGR	Saul Weigopwa 46.3, Musa Audu 45.8, Bola Lawal 46.4, Enefiok Udo-Obong 49.44
KSA	Hamdan Odha Al-Bishi 46.2, Hadi Al-Somaily 46.2, Hamed Hamadan Al-Bishi 45.19, Mohammed Al-Salhi 44.64

The two questions to ask before the final were would the US threaten the world record, would the Bahamas be run close for the silver medal. The answer was “no” to both questions. Merritt set the USA off to an easy victory with an opener of 44.4, and successively the USA produced the fastest run on each leg, with Angelo Taylor (43.8), Darold Williamson (44.32) and Jeremy Wariner (43.10) carrying his team to a win by well over 40m. No world record, but nevertheless the second fastest legitimate time in history. Behind them Jamaica were in the silver medal position until Ayre succumbed to individual fourth-placer Brown. Then, shockingly, Poland also got past the Jamaican anchor, who, suffering cramp, was reduced to 46.54 in the final.

Teams & unofficial splits:

USA	LaShawn Merritt 44.4, Angelo Taylor 43.7, Darold Williamson 44.32, Jeremy Wariner 43.10
BAH	Avard Moncur 45.2, Michael Mathieu 45.0, Andrae Williams 44.54, Chris Brown 44.41
POL	Marek Plawgo 45.5, Daniel Dąbrowski, 44.6 Marcin Marcinişzyn 44.81, Kacper Kozłowski 45.15
JAM	Michael Blackwood 45.4, Ricardo Chambers 44.3 Leford Green 44.50, Sanjay Ayre 46.54
RUS	Maksim Dyldin 46.2, Vladislav Frolov 44.9, Konstantin Svechkar 45.31, Denis Alekseyev 45.20
GBR	Andrew Steele 46.2, Robert Tobin 45.4, Richard Buck 47.08 (impeded by Gaba, who had fallen), Martyn Rooney 44.29
DOM	Felix Sánchez 46.4, Yoel Tapia 45.3, Carlos Santa 46.54, Arismendy Peguero 45.32
GER	Ingo Schultz 45.7, Simon Kirch 45.8, Kamghe Gaba 49.33 (fell), Bastian Swillims 46.51

First round (First 3 & 2 fastest to final) (Sep 1)

Heat 1: 1, Bahamas 3:00.37; 2, Jamaica 3:00.99; 3, Russia 3:01.07; 4, Great Britain & NI 3:01.22; 5, Dominican Republic 3:02.49; (non-qualifiers) 6, Australia 3:02.59; 7, France 3:04.45; 8, Nigeria 3:06.04

Teams & unofficial splits:

BAH	Nathaniel McKinney 45.9, Michael Mathieu 44.9, Chris Brown 44.52, Andrae Williams 45.03
JAM	Michael Blackwood 46.4, Ricardo Chambers 45.5, Leford Green 44.44, Sanjay Ayre 44.63
RUS	Maksim Dyldin 46.2, Vladislav Frolov 45.4, Konstantin Svechkar 45.00, Denis Alekseyev 44.38
GBR	Andrew Steele 46.4, Robert Tobin 45.5, Richard Buck 45.23, Martyn Rooney 44.17
DOM	Carlos Santa 46.3, Arismendy Peguero 45.4, Yoel Tapia 45.80, Felix Sánchez 45.00
AUS	Sean Wroe 45.7, Dylan Grant 45.4, Kurt Mulcahy 45.27, Mark Ormrod 46.15
FRA	Mathieu Lahaye 46.9, Brice Panel 45.1, Fadil Bellaabouss 46.10, Leslie Djhone 46.34
NGR	Bolaji Lawal 47.3, Godday James 45.0, Victor Isaiah 48.44, Saul Weigopwa 45.34

Heat 2: 1, United States 3:01.46; 2, Germany 3:02.21; 3, Poland 3:02.39; (non-qualifiers) 4, Japan 3:02.76; 5, Trinidad and Tobago 3:02.92; 6, Greece 3:05.65; 7, Botswana 3:05.96

Teams & unofficial splits:

USA	Bershawn Jackson 45.7, Kerron Clement 45.3, Darold Williamson 44.58, Angelo Taylor 45.85
GER	Ingo Schultz 45.9, Kamghe Gaba 45.9, Simon Kirch 45.30, Bastian Swillims 45.12
POL	Rafał Wieruszewski 46.5, Witold Bańka 46.2, Marcin Marcinişzyn 45.01, Daniel Dąbrowski 44.63
JPN	Yuki Yamaguchi 46.8, Yusuke Ishizuka 45.3, Kenji Narisako 44.99, Mitsuhiro Sato 45.62
TTO	Ato Modibo 45.5, Jovon Toppin 46.1, Jarrin Solomon 45.56, Renny Quow 45.79
GRE	Dimitrios Régas 47.3, Yeóryios Doúpis 46.2, Dimitrios Grávalos 46.26, Periklís Iakovákis 45.94
BOT	Isaac Makwala 46.8, Obakeng Ngwigwa 46.1, Zacharia Kamberuka 47.00, California Molefe 46.09

Osaka 2007**Final (Sep 2)**

1,	United States	2:55.56
2,	Bahamas	2:59.18
3,	Poland	3:00.05
4,	Jamaica	3:00.76
5,	Russia	3:01.62
6,	Great Britain & NI	3:02.94
7,	Dominican Republic	3:03.56
8,	Germany	3:07.40

Berlin 2009**Final (Aug 23)**

1,	United States	2:57.86
2,	Great Britain & NI	3:00.53
3,	Australia	3:00.90
4,	Belgium	3:01.88
5,	Poland	3:02.23
6,	Dominican Republic	3:02.47
7,	France	3:02.65
8,	Nigeria	3:02.73

The only drama in the heats came with the disqualification of 2001 champions Bahamas, who had finished second in their heat behind Belgium (3:02.13), but were disqualified for a faulty changeover.

Taylor (45.4) gave the USA a slim lead at the end of the first leg over Britain and the Dominican Republic. Halfway through the second leg Wariner led by a metre from Soriano, but then the American – suddenly looking like the Wariner of 2007 – fled from the opposition and handed over more than 10m clear after a 43.6 leg. In his wake Bingham also gained an important advantage from the pack. Clement extended the US lead by another 6m with his 44.72, and Merritt did the same on the anchor leg with a 44.16 split.

Teams & unofficial splits:

USA	Angelo Taylor 45.4, Jeremy Wariner 43.6, Kerron Clement 44.72, Lashawn Merritt 44.16
GBR	Conrad Williams 45.6, Michael Bingham 44.7, Robert Tobin 45.47, Martyn Rooney 44.83
AUS	John Steffens 45.6, Ben Offereins 45.3, Tristan Thomas 45.34, Sean Wroe 44.71
BEL	Antoine Gillet 46.7, Kevin Borlée 44.4, Nils Duerinck 46.06, Cedric van Branteghem 44.80
POL	Marcin Marcinişzyn 46.1, Piotr Klimczak 45.4, Kacper Kozłowski 46.05, Jan Ciepiela 44.67
DOM	Arismendy Peguero 45.6, Yon Soriano 46.1, Yoel Tapia 45.80, Felix Sánchez 44.97
FRA	Leslie Djhone 45.9, Teddy Venel 45.8, Yannick Fonsat 45.52, Yoan Decimus 45.45
NGR	Saul Weigopwa 46.12, Noah Akwu 45.28, Amaechi Morton 46.61, Bola Lawal 44.72

First round (First 3 & 2 fastest to final) (Aug 22)

Heat 1: 1, United States 3:01.40; 2, France 3:01.65; 3, Great Britain & NI 3:01.91; 4, Australia 3:02.04; 5, Nigeria 3:02.36 (non-qualifier) 6, Russia 3:02.78

Teams & unofficial splits: (e = computed estimate based on photo-finish time at finish line of first leg runner before stagger unwinds)

USA	Lionel Larry 45.5, Kerron Clement 45.2, Bershawn Jackson 45.29, Angelo Taylor 45.45
FRA	Leslie Djhone 45.5e, Teddy Venel 45.4e, Yannick Fonsat 45.15, Yoan Decimus 45.64
GBR	Conrad Williams 45.4, Robert Tobin 45.7, David Greene 45.83, Martyn Rooney 44.99
AUS	Joel Milburn 46.4e, Tristan Thomas 45.6e, Ben Offereins 44.78, Sean Wroe 45.25
NGR	Saul Weigopwa 45.8, Noah Akwu 45.2, Amaechi Morton 46.57, Bolaji Lawal 44.82
RUS	Maksim Dyldin 45.9e, Valentin Kruglyakov 45.3e, Konstantin Svechkar 45.84, Aleksandr Derevyagin 45.77

Heat 2: 1, Belgium 3:02.13; 2, Dominican Republic 3:02.76; 3, Poland 3:03.23 (non-qualifiers) 4, Germany 3:03.52; 5, Jamaica 3:04.45; 6, South Africa 3:07.88; Bahamas DQ (Tr24.19) (3:02.47)

Teams & unofficial splits: (e = computed estimate based on photo-finish time at finish line of first leg runner before stagger unwinds)

BEL	Antoine Gillet 46.6, Cedric van Branteghem 45.1, Nils Duerinck 45.77, Kevin Borlée 44.75
DOM	Gustavo Cuesta 46.3e, Arismendy Peguero 45.3e, Yoel Tapia 45.45, Felix Sánchez 45.67
POL	Piotr Klimczak 46.6e, Marcin Marcinişzyn 45.2e, Rafał Wieruszewski 46.50, Jan Ciepiela 44.92
GER	Martin Grothkopp 46.5, Kamghe Gaba 45.4, Eric Krüger 45.91, Ruwen Faller 45.69
JAM	Leford Green 46.7, Ricardo Chambers 45.7, Isa Phillips 46.13, Jermaine Gonzales 45.94
RSA	Ofentse Mogawane 46.1e, Jacob Ramokoka 46.0e, Sibusiso Sishi 46.61, Pieter Smith 49.19
BAH	Ramon Miller 45.5, Avarid Moncur 46.0, LaToy Williams 45.04, Nathaniel McKinney 45.98

X

Daegu 2011

Final (Sep 2)

1,	United States	2:59.31
2,	South Africa	2:59.87
3,	Jamaica	3:00.10
4,	Belgium	3:00.41
5,	Kenya	3:01.15
6,	Great Britain & NI	3:01.16
7,	Germany	3:01.37
(4),	Russia	DQ (ADr11.1) (3:00.22)

Rightful finalists: Bahamas

The final was a much closer affair than it should have been as the USA were reliant on experienced but below form 400 hurdlers Jackson and Taylor. Nixon (44.8) led at the end of the first leg by a metre from Jonathan Borlée. Jackson ran 45.3, and was swamped by Gonzales (44.2) and Mogawane (43.9) who took South Africa to within two metres of the Jamaicans. Taylor ran 45.00, but he too lost ground to Jamaica (Hylton 44.94) and South Africa (de Beer 44.88). The USA were rescued by Merritt, who waited until the finishing straight before moving smoothly past van Zyl and Green to win.

The South African included Paralympic Champion amputee Oscar Pistorius in the heats (45.58 on the first leg), but he was controversially replaced in their final line-up. Nevertheless Pistorius became the first athlete with a disability to win a medal at the World Championships. Less happy were former champions Bahamas, who paid the price for resting their best men for the heats and were eliminated. Gallingly, they were kept out of the final by a Russian team which were ultimately disqualified because of an earlier doping violation by their anchorman Alekseyev.

Teams & unofficial splits:

USA	Greg Nixon 44.8, Bershawn Jackson 45.4, Angelo Taylor 44.00, LaShawn Merritt 44.17
RSA	Shane Victor 46.0, Ofentse Mogawane 43.9, Willem de Beer 44.88, LJ van Zyl 45.03
JAM	Allodin Fothergill 45.5, Jermaine Gonzales 44.2, Riker Hylton 44.94, Leford Green 45.53
BEL	Jonathan Borlée 45.0, Antoine Gillet 45.6, Nils Duerinck 45.76, Kevin Borlée 44.11
KEN	Vincent Kosgei 45.9, Vincent Mumo 45.5, Anderson Mutegi 45.34, Mark Mutai 44.48
GBR	Richard Strachan 46.25, Nigel Levine 45.32, Chris Clarke 45.47, Martyn Rooney 44.12
GER	Jonas Plass 45.6, Kamghe Gaba 45.6, Miguel Rigau 45.61, Marco Schmidt 44.61
RUS	Maksim Dyldin 45.5, Konstantin Svechkar 45.6, Pavel Trenikhin 44.80, Denis Alekseyev DQ (ADr10.8) (44.41)

First round (First 3 & 2 fastest to final) (Sep 1)

Heat 1: 1, United States 2:58.82; 2, Jamaica 2:59.13; 3, South Africa 2:59.21; 4, Great Britain & NI 3:00.38; 5, Germany 3:00.68; (non-qualifiers) 6, Trinidad & Tobago 3:02.47; 7, Japan 3:02.64; 8, Korea 3:04.05

Teams & unofficial splits: (e = computed estimate based on photo-finish time at finish line of first leg runner before stagger unwinds)

USA	Greg Nixon 45.1e, Jamaal Torrance 43.9e, Mike Berry 43.95, LaShawn Merritt 45.87
JAM	Allodin Fothergill 45.3e, Riker Hylton 44.4e, Lanceford Spence 44.79, Leford Green 44.66
RSA	Oscar Pistorius 45.58, Ofentse Mogawane 43.97, Willem de Beer 44.46, Shane Victor 45.20
GBR	Richard Strachan 46.0, Nigel Levine 45.1, Chris Clarke 44.99, Martyn Rooney 44.56
GER	Jonas Plass 45.8e, Kamghe Gaba 44.8e, Eric Krüger 45.18, Thomas Schneider 44.90
TTO	Zwede Hewitt 45.7e, Jarrin Solomon 45.6e, Deon Lendore 45.68, Renny Quow 45.47
JPN	Kei Takase 46.0e, Yuzo Kanemaru 44.6e, Yusuke Ishizuka 47.02 (had to go stop to get baton), Hideyuki Hirose 44.98
KOR	Park Bong-Go 46.7e, Lim Chan-Ho 44.8e, Lee Joon 46.71, Sung Hyuk-Ye 45.89

Heat 2: 1, Belgium 3:00.71; 2, Kenya 3:00.97; (2,) Russia DQ (ADr11.1) (3:00.81); (non-qualifiers) 3, Bahamas 3:01.54; 4, Australia 3:01.56; 5, Poland 3:01.84; 6, France 3:03.68; 7, Saudi Arabia 3:05.65

Teams & unofficial splits: (e = computed estimate based on photo-finish time at finish line of first leg runner before stagger unwinds)

BEL	Antoine Gillet 46.45, Jonathan Borlée 44.24, Nils Duerinck 45.83, Kevin Borlée 44.19
KEN	Vincent Kosgei 46.1e, Anderson Mutegi 45.1e, Vincent Mumo 45.01, Mark Mutai 44.72
BAH	Ramon Miller 46.3e, Avarid Moncur 44.8e, Andrae Williams 45.28, LaToy Williams 45.13
AUS	Ben Offereins 46.6e, Tristan Thomas 44.8e, Steven Solomon 45.40, Sean Wroe 44.75
POL	Kacper Kozłowski 46.5e, Piotr Wiaderek 44.8e, Jakub Krzewina 45.68, Marcin Marcinişzyn 44.90
FRA	Nicolas Fillon 47.0e, Teddy Venel 45.2e, Mamoudou Hanne 45.68, Yoan Decimus 45.77
KSA	Ismail Al-Sabani 47.4e, Youssef Al-Masrahi 46.1e, Hamed Hamadan Al-Bishi 47.22, Mohammed Al-Salhi 44.93
RUS	Maksim Dyldin 46.1e, Konstantin Svechkar 45.4e, Pavel Trenikhin 44.52, Denis Alekseyev DQ (ADr10.8) (44.77)

X**Moscow 2013****Final (Aug 16)**

1, United States	2:58.71
2, Jamaica	2:59.88
3, Great Britain & NI	3:00.88
4, Belgium	3:01.02
5, Trinidad & Tobago	3:01.74
6, Brazil	3:02.19
7, Australia	3:02.26
(3,) Russia	DQ (ADr11.1) (2:59.90)

Rightful finalists: Poland

The US led from the gun in the final, with Verburg heading Williams 45.0 to 45.3. Individual silver medallist McQuay, who had produced a 43.4 in the 2012 Olympic final, only needed 44.1 to extend the lead by a further two metres, though Belgium's Kevin Borlée was fastest of all with 44.04. Despite a leg of 'only' 44.87 by 19 year-old Hall, the US was again able to widen its lead by 1200m, this time to 1.34 seconds. Belgium, with the third Borlée brother in as many legs (Dylan), held onto second by less than a metre from Russia, with Britain two metres further back. Merritt came home 10m clear of Jamaica. Their anchor Francis ran brilliantly to move from fifth to second and then hold off the lethal finish of Krasnov. The 18 year-old Jamaican clocked 44.05, much the fastest of all the anchors.

In 2017, Russia were stripped of the bronzes because their lead-off man Dyldin was sanctioned for failing a doping re-test of his sample from the Beijing Olympics.

Teams & unofficial splits:

USA	David Verburg 45.0, Tony McQuay 44.1, Arman Hall 44.87, LaShawn Merritt 44.77
JAM	Rusheen McDonald 46.0, Edino Steele 44.3, Omar Johnson 45.53, Javon Francis 44.05
GBR	Conrad Williams 45.3, Martyn Rooney 44.5, Michael Bingham 45.65, Nigel Levine 45.35
BEL	Jonathan Borlée 45.50, Kevin Borlée 44.04, Dylan Borlée 45.74, Will Oyowe 45.74
TTO	Renny Quow 45.6, Lalonde Gordon 45.3, Jehue Gordon 45.12, Jarrin Solomon 45.74
BRA	Pedro Luiz de Oliveira 45.9, Wagner Cardoso 45.2, Anderson Henriques 45.32, Hugo de Sousa 45.73
AUS	Steven Solomon 45.6, Alexander Beck 45.8, Craig Burns 45.46, Tristan Thomas 45.36
RUS	Maksim Dyldin DQ (ADr10.8) (45.4), Lev Mosin 44.8, Sergey Petukhov 45.05, Vladimir Krasnov 44.67

First round (First 2 & 2 fastest to final) (Aug 15)

Heat 1: 1, Jamaica 3:00.41; 2, Great Britain & NI 3:00.50; (non-qualifiers) 3, Venezuela 3:02.04; 4, Japan 3:02.43; 5, Dominican Republic 3:03.61; 6, Spain 3:04.07; 7, Nigeria 3:04.52; 8, Botswana 3:05.74

Teams & unofficial splits (e = computed estimate based on photo-finish time at finish line of first leg runner before stagger unwinds)

JAM	Rusheen McDonald 45.6e, Javere Bell 45.1e, Edino Steele 45.14, Javon Francis 44.62
GBR	Conrad Williams 45.4, Michael Bingham 45.6, Jamie Bowie 44.64, Martyn Rooney 44.77
VEN	Arturo Ramirez 46.0e, Alberto Aguilar 45.4e, José Meléndez 45.26, Freddy Mezones 45.38
JPN	Kengo Yamazaki 46.1e, Yuzo Kanemaru 45.6e, Hideyuki Hirose 44.94, Hiroyuki Nakano 45.82
DOM	Arisemdy Peguero 46.5e, Gustavo Cuesta 46.0e, Yon Soriano 46.12, Luguelín Santos 44.99
ESP	Roberto Briones 46.5e, Samuel García 45.2e, Mark Ujakpor 45.74, Pau Fradera 46.62
NGR	Noah Akwu 46.0, Abiola Onakoya 46.02, Tobi Ogunmola 46.24, Isah Salihu 46.26
BOT	Pako Seribe 47.1e, Obakeng Ngwigwa 46.2e, Isaac Makwala 46.15, Thapelo Ketlogetswe 46.27

Heat 2: 1, United States 2:59.85; 2, Trinidad & Tobago 3:00.48; 3, Belgium 3:00.81; 4, Brazil 3:01.09; (non-qualifiers); 5, Poland 3:01.73; 6, Ukraine 3:04.98; 7, Kenya 3:06.29; 8, Sri Lanka 3:06.59

Teams & unofficial splits (e = computed estimate based on photo-finish time at finish line of first leg runner before stagger unwinds)

USA	James Harris 45.2, David Verburg 44.6, Joshua Mance 45.21, Arman Hall 44.82
TTO	Renny Quow 45.1e, Jarrin Solomon 44.8e, Lalonde Gordon 45.11, Deon Lendore 45.49
BEL	Antoine Gillet 46.8, Jonathan Borlée 44.1, Dylan Borlée 45.96, Kevin Borlée 43.90

BRA	Pedro Luis de Oliveira 45.9e, Wagner Cardoso 45.3e, Anderson Henriques 44.73, Hugo de Sousa 45.18
POL	Kacper Kozłowski 46.0e, Rafal Omelko 45.3e, Lukasz Krawczuk 45.48, Marcin Marciszyn 44.95
UKR	Vitaliy Butrym 46.7e, Myhaylo Knysly 45.7e, Yevhen Hutsol 46.68, Volodymyr Burakov 45.87
KEN	Mike Nyangau 46.65, Alphas Kishoyan 46.23, Anthony Chemut 46.72, Moses Kertich 46.69
SRI	T.H. Dulan Priyashantha 47.6e, Dilhan Aloka 46.0e, Chanaka R.J.M. Kalawala 46.23, Kasun Kalhar Seneviratne 46.79

Heat 3: 1, Australia 3:02.48; (1,) Russia DQ (ADr11.1) (3:01.81); (non-qualifiers) 2, Germany 3:02.62; 3, Bahamas 3:02.67; 4, Italy 3:03.88; 5, Cuba 3:04.26; 6, Czech Republic 3:04.54; 7, Saudi Arabia 3:04.55

Teams & unofficial splits (e = computed estimate based on photo-finish time at finish line of first leg runner before stagger unwinds)

AUS	Steven Solomon 45.8e, Craig Burns 45.8e, Alexander Beck 45.61, Tristan Thomas 45.27
GER	David Gollnow 46.3e, Eric Krüger 45.2e, Thomas Schneider 45.37, Jonas Plass 45.75
BAH	Chris Brown 45.7e, Wesley Newmour 45.2e, LaToy Williams 45.17, Ojay Ferguson 46.57
ITA	Marco Lorenzi 46.49, Isabel Juarez 45.67, Eusebio Haliti 46.66, Matteo Galvan 45.06
CUB	Yoandys Lescay 45.4e, Raidel Acea 44.8e, Orestes Rodríguez 46.27, Osmaidel Pellicier 47.82
CZE	Daniel Němeček 46.6e, Pavel Maslák 44.3e, Petr Lichý 46.87, Jan Tesár 46.75
KSA	Ismail Al-Sabani 46.7e, Youssef Masrahi 45.1e, Mohamed Ali Al-Bishi 46.85, Mohammed Al-Salhi 45.92
RUS	Maksim Dyldin DQ (ADr10.8) (45.5e), Lev Mosin 45.1e, Sergey Petukhov 45.99, Vladimir Krasnov 45.27

Beijing 2015**Final (Aug 30)**

1, United States	2:57.82	
2, Trinidad & Tobago	2:58.20	
3, Great Britain & NI	2:58.51	(2:58.502)
4, Jamaica	2:58.51	(2:58.506)
5, Belgium	3:00.24	
6, France	3:00.65	
7, Cuba	3:03.05	
8, Russia	3:03.05	

Quow gave Trinidad a small advantage over the US and Britain on the first leg, and Gordon slightly extended that on the second leg with a fine last 100m. Belgium, missing an injured Dylan Borlée, was more than 10m back in sixth place, but then Kevin Borlée ran 43.98 to bring his team back into contention. Trinidad still held an advantage at the final takeover, then as the leaders battled down the back straight, Jamaica's Francis came flying past everyone. One felt that the 20 year-old might pay for his impatience, and so it was as Merritt and Cedenio went past the now suffering Jamaican in the finishing straight. Britain's Rooney also edged Francis for the bronze (by 0.004), though having started so far back, the Jamaican did end up with the fastest split of the race (43.52). Merritt collected his sixth successive World Championship relay gold, starting with the the one he was awarded for running in the heats only 10 years earlier in Helsinki.

Botswana found a time of 2:59.95 insufficient for the final. Even quicker in the heats was Olympic Champions Bahamas (2:59.24), but they were disqualified for a lane violation.

Teams & unofficial splits: (legs 1-2 from video analysis, legs 3-4 from photo-finish)

USA	David Verburg 45.0, Tony McQuay 44.3, Bryshon Nellum 44.38, LaShawn Merritt 44.18
TTO	Renny Quow 44.8, Lalonde Gordon 44.1, Deon Lendore 44.85, Machel Cedenio 44.47
GBR	Rabah Yousif 45.0, Delano Williams 44.6, Jarryd Dunn 44.98, Martyn Rooney 43.97
JAM	Peter Matthews 45.2, Ricardo Chambers 45.2, Rusheen McDonald 44.56, Javon Francis 43.52
BEL	Jonathan Borlée 45.3, Robin Vanderbemden 45.4, Kevin Borlée 43.58, Antoine Gillet 45.95
FRA	Mame-Ibra Anne 45.3, Teddy Venel 44.4, Mamoudou Hanne 45.62, Thomas Jordier 45.31
CUB	William Collazo 46.1, Raidel Acea 45.4, Adrián Chacón 46.63, Yoandys Lescay 44.93
RUS	Artyom Denmukhametov 46.8, Pavel Trenikhin 45.9, Denis Alekseyev 45.95, Pavel Ivashko 44.41

First round (First 3 & 2 fastest to final) (Aug 29)

Heat 1: 1, Great Britain & NI 2:59.05; 2, Belgium 2:59.28; 3, France 2:59.42; 4, Russia 2:59.45; (non-qualifiers) 5, Poland 3:00.72; 6, Venezuela 3:02.96; 7, Japan 3:02.97; Bahamas DQ (Tr17.3.1) (2:59.24)

Teams & unofficial splits: (legs 1-2 from video analysis, legs 3-4 from photo-finish)

GBR	Rabah Yousif 45.2, Delano Williams 44.2, Jarryd Dunn 45.37, Martyn Rooney 44.28
BEL	Dylan Borlée 45.8, Jonathan Borlée 44.2, Antoine Gillet 45.48, Kevin Borlée 43.78
FRA	Mame-Ibra Anne 45.5, Teddy Venel 44.3, Mamoudou Hanne 45.05, Thomas Jordier 44.45
RUS	Artyom Denmukhametov 46.0, Pavel Trenikhin 44.5, Denis Kudryavtsev 44.63, Pavel Ivashko 44.29
POL	Łukasz Krawczuk 45.9, Michał Pietrzak 45.1, Rafał Omelko 44.81, Jakub Krzewina 44.93
VEN	Albert Bravo 46.2, José Meléndez 45.5, Arturo Ramírez 45.58, Freddy Mezones 45.88
JPN	Tomoya Tamura 46.3, Yuzo Kanemaru 44.8, Naoki Kobayashi 45.80, Takamasa Kitagawa 46.12
BAH	Steven Gardiner 45.6, Michael Mathieu 43.9, Alonzo Russell 45.53, Ramon Miller 44.18

Heat 2: 1, United States 2:58.13; 2, Trinidad & Tobago 2:58.67; 3, Jamaica 2:58.69; 4, Cuba 2:59.80; (non-qualifiers) 5, Botswana 2:59.95; 6, Dominican Republic 3:00.15; 7, Brazil 3:01.05; 8, Ireland 3:01.26

Teams & unofficial splits: (legs 1-2 from video analysis, legs 3-4 from photo-finish)

USA	Kyle Clemons 45.3, Tony McQuay 44.0, Bryshon Nelum 44.38, Vernon Norwood 44.45
TTO	Renny Quow 45.8, Jarrin Solomon 44.5, Deon Lendore 44.56, Lalonde Gordon 43.82
JAM	Peter Matthews 45.1, Ricardo Chambers 44.1, Dane Hyatt 44.94, Javon Francis 44.56
CUB	William Collazo 45.9, Raidel Acea 44.4, Adrián Chacón 44.99, Yoandys Lescay 44.56
BOT	Onkabetse Nkobolo 45.2, Nijel Amos 44.1, Gaone Maotoanong 46.05, Isaac Makwala 44.63
DOM	Gustavo Cuesta 45.4, Yon Soriano 43.8, Juander Santos 46.58, Luguelín Santos 44.36
BRA	Pedro Luis de Oliveira 46.1, Wagner Francisco Cardoso 44.9, Hederson Estefani 45.14, Hugo Souza 44.92
IRL	Brian Gregan 45.8, Brian Murphy 45.4, Thomas Barr 45.05, Mark English 44.96

X London 2017

Final (Aug 13)

1,	Trinidad & Tobago	2:58.12
2,	United States	2:58.61
3,	Great Britain & NI	2:59.00
4,	Belgium	3:00.04
5,	Spain	3:00.65
6,	Cuba	3:01.10
7,	Poland	3:01.59
(8,)	France	DQ (ADr11.1) (3:01.79)

Rightful finalists: Jamaica

London (formally known as Wilbert London III) started the final well for the USA, his 44.8 taking a five-metre lead over Britain and Spain. Roberts maintained his team's advantage at halfway, now from Trinidad, for whom Richards clocked 43.5, featuring a blistering back-straight. Britain were next, with the chasing pack well back.

Cherry extended the US lead to nearly 10m with 500m remaining, but Cedenio swallowed up the advantage in the next 100m. The lead was down to a metre at the final exchange, with Britain an isolated third. Gordon sat in on Kerley before going past in the last 50m to win. Rooney also gained ground to earn what would be his fourth world relay medal, once doping adjustments were applied. The battle for the minor places was won by Belgium, anchored by K Borlée in 43.60.

Jamaica, Bahamas and Botswana all made the mistake of not fielding stronger teams in the heats. All were favoured to do well in the finals, but none qualified.

Teams & unofficial splits: (legs 1-2 from hand timekeepers & video analysis, legs 3-4 from photo-finish)

TTO	Jarrin Solomon 46.1, Jereem Richards 43.5, Machel Cedenio 44.41, Lalonde Gordon 44.08
USA	Wil London 44.8, Gil Roberts 44.2, Michael Cherry 44.91, Fred Kerley 44.75
GBR	Matthew Hudson-Smith 45.4, Dwayne Cowan 44.2, Rabah Yousif 44.97, Martyn Rooney 44.42

BEL	Robin Vanderbemden 46.4, Jonathan Borlée 44.7, Dylan Borlée 45.36, Kevin Borlée 43.60
ESP	Oscar Husillos 45.4, Lucas Bua 45.3, Darwin Andres Echeverry 45.26, Samuel García 44.75
CUB	William Collazo 46.6, Adrián Chacón 45.2, Osmaidel Pellicier 45.16, Yoandys Lescay 44.21
POL	Kajetan Duszynski 46.0, Rafał Omelko 44.8, Łukasz Krawczuk 45.54, Tymoteusz Zimny 45.26
FRA	Ludvy Vaillant 45.6, Thomas Jordier 45.7, Mamoudou Hanne 45.09, Teddy Atine-Venel DQ (ADr10.8) (45.45)

First round (First 3 & 2 fastest to final) (Aug 12)

Heat 1: 1, Spain 3:01.72; 2, Poland 3:01.78; 3, Cuba 3:01.88; (non-qualifiers) 4, Jamaica 3:01.98; 5, India 3:02.80; 6, Bahamas 3:03.04; 7, Colombia 3:03.68; 8, Turkey 3:15.45

Teams & unofficial splits: (legs 1-2 from hand timekeepers & video analysis, legs 3-4 from photo-finish)

ESP	Oscar Husillos 45.8, Lucas Bua 45.1, Darwin Andres Echeverry 45.18, Samuel García 45.65
POL	Kajetan Duszynski 46.1, Łukasz Krawczuk 45.3, Tymoteusz Zimny 45.45, Rafał Omelko 44.91
CUB	William Collazo 46.1, Adrián Chacón 45.2, Leandro Zamora 45.91, Yoandys Lescay 44.62
JAM	Peter Matthews 45.4, Steven Gayle 45.4, Jamari Rose 45.71, Rusheen McDonald 45.44
IND	P. P. Kunhu Muhammed 46.5, Amoj Jacob 45.9, Muhammed Anas Yahiya 45.35, Arokia Rajiv 45.17
BAH	Alonzo Russell 45.9, Michael Mathieu 45.9, O'Jay Ferguson 45.72, Ramon Miller 45.50
COL	John Alexander Solis 47.1, Diego Armando Palomeque 45.0, Yilmaz Andres Herrera 45.77, Jhon Perlaza 45.83
TUR	Ahmet Kasap 48.3, Batuhan Altintas 47.2, Mahsum Korkmaz 48.35, Yavuz Can 51.60

Heat 2: 1, United States 2:59.23; 2, Trinidad & Tobago 2:59.35; 3, Belgium 2:59.47; 4, Great Britain & NI 3:00.10; (5,) France DQ (ADr11.1) (3:00.93); (non-qualifiers) 6, Brazil 3:04.02; 7, Botswana 3:06.50; 8, Japan 3:07.29

Teams & unofficial splits: (legs 1-2 from hand timekeepers & video analysis, legs 3-4 from photo-finish)

USA	Wil London 45.3, Bryshon Nelum 44.8, Michael Cherry 44.36, Tony McQuay 44.80
TTO	Renny Quow 45.9, Jereem Richards 44.4, Machel Cedenio 44.78, Lalonde Gordon 44.32
BEL	Dylan Borlée 46.0, Jonathan Borlée 44.9, Robin Vanderbemden 44.44, Kevin Borlée 44.16
GBR	Rabah Yousif 45.6, Dwayne Cowan 44.4, Jack Green 45.42, Martyn Rooney 44.66
BRA	Lucas Carvalho 45.5, Alexander Ruso 46.5, Anderson Henriques 46.53, Hugo Souza 45.51
BOT	Onkabetse Nkobolo 46.3, Baboloki Thebe 45.8, Nijel Amos 47.83 (baton dropped), Karabo Sibanda 46.48
JPN	Kentaro Sato 46.7, Yuzo Kanemaru 47.0, Kazushi Kimura 47.03, Kosuke Horii 46.49
FRA	Ludvy Vaillant 45.5, Thomas Jordier 45.4, Mamoudou Hanne 44.92, Teddy Atine-Venel DQ (ADr10.8) (45.11)

Doha 2019

Final (Oct 6)

1,	United States	2:56.69
2,	Jamaica	2:57.90
3,	Belgium	2:58.78
4,	Colombia	2:59.50
5,	Trinidad & Tobago	3:00.74
6,	Italy	3:02.78
7,	France	3:03.06
	Great Britain & NI	DNF

Following their London defeat by Trinidad, normal service was resumed with a runaway US victory. Seven American men received Doha golds because only one of the four which won their heat lined up for the final. That was 2017 silver medallist London, who earned his place with his 44.5 leg in round one.

Individual medallist Kerley gave the US a 4m margin over Jamaica on leg one. Ignore the "43.44" shown in the stadium and on TV graphics, Kerley was accurately timed at 44.5 from Bloomfield 44.9. Belgium and Colombia slotted in behind the top two. The US lead was doubled by Cherry who clocked 43.6. London then duplicated his run from the heat, recording 44.43 according to photo-cell times at 800m and 1200m. Thomas closed up halfway through the third stage before

London pulled away in the straight. Both teams were clear of traffic and able to perform clutter-free changeovers.

The 400m hurdler Benjamin, an accomplished relay runner in his collegiate career, ran an untroubled anchor for gold. Jamaica were isolated in second place but in third Kevin Borlée looked vulnerable just ahead of Zambrano and Cedenio. In fact the experienced Belgian managed to pull away from the other two in the homestraight with his 44.2, which was probably the quickest of all the anchor runners. World Athletics decided not to release the usual hundredth times for legs three and four.

Britain's challenge ended when Harries and Yousif (at 32 years 292, the oldest ever finalist) couldn't connect at the start of leg 3. Their team had reached the final with the help of Rooney (also 32), who was contesting this event for a record eighth time.

Teams & unofficial splits where known (c=photo-cell time):

USA	Fred Kerley 44.5, Michael Cherry 43.6, Wil London 44.43c, Rai Benjamin 44.19c
JAM	Akeem Bloomfield 44.9, Nathon Allen 44.2, Terry Thomas 44.3, Demish Gaye 44.5
BEL	Jonathan Sacoor 45.3, Robin Vanderbenden 44.5, Dylan Borlée 44.7, Kevin Borlée 44.2
COL	Jhon Alejandro Perlaza 45.4, Diego Armando Palomeque 44.7, Jhon Alexander Solís 45.0, Anthony Zambrano 44.4
TTO	Asa Guevara 46.0, Jereem Richards 44.3, Deon Lendore 45.3, Machel Cedenio 45.2
ITA	Davide Re 45.5, Vladimir Aceti 45.8, Matteo Galvan 45.9, Edoardo Scotti 45.6
FRA	Ludvy Vaillant 45.7, Christopher Naliali 45.7, Thomas Jordier 45.4, Mame-Ibra Anne 46.3
GBR	Cameron Chalmers 45.8, Toby Harries 45.7, Rabah Yousif DNF, Lee Thompson

First round (First 3 & 2 fastest to final) (Oct 5)

Heat 1: 1, United States 2:59.89; 2, Colombia 3:01.06; 3, Italy 3:01.60; 4, Great Britain & NI 3:01.96; (non-qualifiers) 5, Japan 3:02.05; 6, Spain 3:04.27; 7, Australia 3:05.49; Botswana DQ (Tr24.19) (3:01.63)

Teams & unofficial splits where known (c=photo-cell time, e = computed estimate based on photo-finish time at finish line of first leg runner before stagger unwinds):

USA	Tyrell Richard 45.5, Vernon Norwood 45.2, Wil London 44.5, Nathan Strother 44.76c
COL	Jhon Alejandro Perlaza 45.3, Diego Armando Palomeque 45.5, John Alexander Solís 45.8, Anthony Zambrano 44.5
ITA	Edoardo Scotti 46.4e, Vladimir Aceti 45.4e, Matteo Galvan 45.5, Davide Re 44.3
GBR	Cameron Chalmers 45.6, Rabah Yousif 44.9, Lee Thompson 45.9, Martyn Rooney 45.6
JPN	Julian Jrummi Walsh 45.4e, Shota Iizuka 45.2e, Kentaro Sato 45.9, Kota Wakabayashi 45.6
ESP	Óscar Husillos 48.1e, Samuel García 44.9e, Julio Arenas 45.4, Darwin Echeverry 45.9
AUS	Steven Solomon 45.4e, Alex Beck 45.5e, Murray Goodwin 47.3, Ian Halpin 47.3
BOT	Zibani Ngozi 45.8e, Ditiro Nzamani 45.6e, Onkabetse Nkobolo 45.5, Leungo Scotch 44.8

Heat 2: 1, Jamaica 3:00.76; 2, Belgium 3:00.87; 3, Trinidad & Trinidad 3:01.35; 4, France 3:01.40; (non-qualifiers) 5, South Africa 3:02.06; 6, Czech Republic 3:02.97; 7, India 3:03.09; 8, Qatar 3:06.25

Teams & unofficial splits where known (c=photo-cell time, e = computed estimate based on photo-finish time at finish line of first leg runner before stagger unwinds):

JAM	Akeem Bloomfield 45.4, Nathon Allen 44.9, Terry Thomas 45.15c, Javon Francis 45.40c
BEL	Dylan Borlée 45.8e, Julien Watrin 44.9e, Jonathan Sacoor 45.6, Kevin Borlée 44.6
TTO	Asa Guevara 46.4, Jereem Richards 44.4, Darren Alfred 45.7, Deon Lendore 44.9
FRA	Ludvy Vaillant 45.3e, Christopher Naliali 45.1e, Thomas Jordier 45.4, Mame-Ibra Anne 45.6
RSA	Thapelo Phora 45.2e, Gardeo Isaacs 45.4e, Ranti Dikgale 46.1, Derrick Mokalleng 45.4
CZE	Jan Tesař 45.7e, Michal Desenský 45.9e, Patrik Šorm 45.9, Vit Müller 45.5
IND	P. A. Amoj Jacob 46.0e, Muhammed Anas Yahiya 45.8e, K. S. Jeevan 46.4, Noah Nirmal Tom 44.9
QAT	Bassem Hemeida 46.7e, Abubaker Haydar Abdalla 45.5e, Ashraf Husseh M. Osman 47.8, Mohammad Nasser Abbas 46.3

4 x 400 METRES RELAY

Multiple Medallists:

6	LaShawn Merritt	USA	05-1h2, 07-1, 09-1, 11-1, 13-1, 15-1
5	Davian Clarke	JAM	95-2, 97-2, 99-2, 03-2, 05-3
	Danny McFarlane	JAM	95-2, 97-2, 99-2, 01-2, 03-2
4	Greg Haughton	JAM	95-2, 97-2, 99-2, 01-2
	Chris Brown	BAH	01-1, 03-3, 05-2, 07-2
	Avard Moncur	BAH	01-1, 03-3, 05-2, 07-2
	Martyn Rooney	GBR	09-2, 13-3, 15-3, 17-3
3	Kriss Akabusi	GBR	83-2s2, 87-2, 91-1
	Roger Black	GBR	87-2, 91-1, 97-1
	Butch Reynolds	USA	87-1, 93-1, 95-1
	Michael McDonald	JAM	95-2, 97-2, 99-2
	Piotr Haczek	POL	97-3, 99-1, 01-3
	Michael Blackwood	JAM	01-2h2, 03-2, 05-2h1
	Brandon Simpson	JAM	01-2, 03-2, 05-3
	Nathaniel McKinney	BAH	03-3, 05-2, 07-1h1
	Lansford Spence	JAM	03-1h2, 05-3, 11-2h1
	Jeremy Wariner	USA	05-1, 07-1, 09-1
	Angelo Taylor	USA	07-1, 09-1, 11-1
	Bershawn Jackson	USA	07-1h2, 09-1h1, 11-1
	Tony McQuay	USA	13-1, 15-1, 17-1h2
2	35 men		

Most Finals:

7	Rooney	05-4, 07-6, 09-2, 11-6, 13-3, 15-3, 17-3
---	--------	--

Most Appearances:

8	Rooney	05-4, 07-6, 09-2, 11-6, 13-3, 15-3, 17-3, 19-4h1
---	--------	--

National Placings:

	1	2	3	4	5	6	7	8	Points
USA	10	2	-	-	-	1	-	-	97
JAM	-	7	3	2	-	1	1	-	82
GBR	2	2	4	3	1	2	-	-	79
POL	1	-	3	-	3	-	1	-	40
FRA	1	-	-	2	1	2	2	-	32
BAH	1	2	1	-	-	1	-	-	31
BEL	-	-	1	4	1	-	-	-	30
GER	-	1	1	1	-	1	2	1	26
TTO	1	1	-	-	2	-	-	-	23
KEN	-	1	-	-	3	-	-	-	19
RSA	-	1	1	1	-	-	-	-	18
CUB	-	-	1	-	-	3	1	1	18
RUS	-	-	-	-	3	-	1	1	15
ESP	-	-	-	-	2	1	-	-	11
ITA	-	-	-	-	1	1	1	-	9
URS	1	-	-	-	-	-	-	-	8
AUS	-	-	1	-	-	-	1	-	8
BRA	-	-	-	1	-	1	-	-	8
NGR	-	-	1	-	-	-	-	1	7
COL	-	-	-	1	-	-	-	-	5
TCH	-	-	-	1	-	-	-	-	5
YUG	-	-	-	1	-	-	-	-	5
DOM	-	-	-	-	-	1	1	-	5
GRE	-	-	-	-	-	1	-	-	3
ZIM	-	-	-	-	-	1	-	-	3
JPN	-	-	-	-	-	-	1	-	2
MAR	-	-	-	-	-	-	1	-	2
SEN	-	-	-	-	-	-	1	-	2
SWE	-	-	-	-	-	-	1	-	2
BUL	-	-	-	-	-	-	-	1	1
Totals	17	17	17	17	17	17	15	5	596





WOMEN

100 Metres

Helsinki 1983

Final (Aug 8) (-0.5)

				Reactions
1,	Marlies Göhr	GDR	10.97	0.131
2,	Marita Koch	GDR	11.02	0.172
3,	Diane Williams	USA	11.06	0.177
4,	Merlene Ottey	JAM	11.19	0.186
5,	Angela Bailey	CAN	11.20	0.157
6,	Helinä Marjamaa	FIN	11.24	0.140
7,	Angella Taylor	CAN	11.30	0.185
	Evelyn Ashford	USA	DNF	0.186

One of the most eagerly-awaited women's clashes in Helsinki ended shockingly when Ashford tore muscles her in both her gluteus and right hamstring halfway through the final. It was revealed that she had been carrying an injury since July.

Both Göhr (10.81) and Ashford (10.79) had set world records in 1983, so it was a surprise to see them drawn together in the same second-round heat. The American won the race, but was seen limping after the finish. Nevertheless, she returned to win her semi in 10.99, the first sub-11 clocking ever at a major championships.

Göhr also won her semi impressively, but it was another GDR athlete, Koch, who got the best start in the final. At 30m, biomechanical analysis showed that Göhr (4.10) led from Koch (4.11) and Ashford (4.13). The American had a moderate start, but was closing on the GDR pair before suddenly hopping into the air. Göhr went on to win from Koch. "I am very disappointed," said Ashford, "but I'll be back next year. I have a few scores to settle." The USA did gain a medal though Williams, though she later admitted to having used steroids between 1982 and 1984.

First round (First 3 & 11 fastest to semi-finals) (Aug 7)

Heat 1: (1.1) 1, Antonova 11.26; 2, Göhr 11.34; 3, Garcia 11.57; 4, Hodges 11.58; 5, Soborová 11.80; 6, Mary Mensah GHA 12.26; 7, Rose King IVB 12.87

Heat 2: (0.9) 1, Koch 11.24; 2, Bailey 11.31; 3, Bacoul 11.38; 4, Rasmussen 11.42; 5, Hirsch 11.73; 6, Félicité Bada BEN 13.15; Ruth Mesade Enang CMR DNS

Heat 3: (1.2) 1, Williams 11.23; 2, Marjamaa 11.47; 3, Callender 11.65; 4, Ubah 11.67; 5, Esther Hope TTO 12.19; 6, June Caddle BAR 12.56; 7, Judith Nimpaye BDI 14.65

Heat 4: (0.9) 1, Ashford 11.15; 2, Romanova 11.54; 3, Davis 11.56; 4, Vader 11.58; 5, Möller 11.62; 6, Amie Ndow GAM 12.63; Semra Aksu TUR DNS

Heat 5: (1.6) 1, Ottey 11.30; 2, Nuneva 11.43; 3, Oakes 11.60; 4, Loyal 11.71; 5, Walapa Tangjittusorn THA 12.26; 6, Mo Myong-Hee KOR 12.26; 7, Marisol Garcia NCA 12.99

Heat 6: (0.3) 1, Taylor 11.45; 2, Thomas 11.54; 3, Georgieva 11.58; 4, Ruperta Charles ANT 12.18; 5, Evelyn Farrel AHO 12.19; 6, Carmela Bolívar PER 12.31; 7, Pushpa Bhatta NEP 13.89

Heat 7: (2.1) 1, Brown 11.26w; 2, Gladisch 11.28; 3, Bily 11.53; 4, Cuthbert 11.58; 5, De Vega 11.74; 6, Shen 11.85; 7, Koumba Kante GUI 13.37

Second round (First 4 to semi-finals) (Aug 7)

Heat 1: (0.8) 1, Nuneva 11.20; 2, Taylor 11.24; 3, Brown 11.30; 4, Antonova 11.32; 5, Els Vader NED 11.56; 6, Lelieth Hodges JAM 11.63; 7, Marie-France Loyal FRA 11.79; 8, Monika Hirsch FRG 11.91

Heat 2: (-0.6) 1, Koch 11.25; 2, Ottey 11.33; 3, Marjamaa 11.34; 4, Georgieva 11.43; 5, Beverley Callender GBR 11.48; 6, Esmeralda Garcia BRA 11.64; 7, Dorte A Rasmussen DEN 11.67; 8, Lydia de Vega PHI 11.90

Heat 3: (-0.2) 1, Williams 11.25; 2, Gladisch 11.36; 3, Bacoul 11.42; 4, Thomas 11.48; 5, Rufina Ubah NGR 11.60; 6, Pauline Davis BAH 11.62; 7, Juliet Cuthbert JAM 11.67; 8, Radislava Soborová TCH 11.90

Heat 4: (-0.2) 1, Ashford 11.11; 2, Göhr 11.16; 3, Bailey 11.36; 4, Oakes 11.57; 5, Marina Romanova URS 11.61; 6, Lena Möller SWE 11.75; 7, Laurence Bily FRA 11.76; 8, Shen Shu-Foog TPE 12.17

Semi-finals (First 4 to final) (Aug 8)

Heat 1: (-0.5) 1, Göhr 11.05; 2, Bailey 11.18; 3, Williams 11.21; 4, Marjamaa 11.29; 5, Silke Gladisch GDR 11.30; 6, Aneliya Nuneva BUL 11.31; 7, Alice Brown USA 11.33; 8, Shirley Thomas GBR 11.53

Heat 2: (-0.6) 1, Ashford 10.99; 2, Koch 11.08; 3, Taylor 11.22; 4, Ottey 11.26; 5, Olga Antonova URS 11.30; 6, Nadezhda Georgieva BUL 11.36; 7, Heather Oakes GBR 11.50; 8, Rose-Aimée Bacoul FRA 11.59

X

Rome 1987

Final (Aug 30) (-0.5)

1,	Silke Gladisch	GDR	10.90	0.141
2,	Heike Drechsler	GDR	11.00	0.210
3,	Merlene Ottey	JAM	11.04	0.172

4,	Diane Williams	USA	11.07	0.240
5,	Aneliya Nuneva	BUL	11.09	0.169
6,	Angela Bailey	CAN	11.18	0.191
7,	Pam Marshall	USA	11.19	0.242
(5.)	Angella Issajenko	CAN	DQ (11.09)	0.203

Rightful finalist: Alice Brown USA

The semi-finals indicated that the GDR were likely to repeat their Helsinki success. Gladisch won the first race in a windy 10.82, while the other went to Drechsler in a legal championship record of 10.95. The standard was fierce, with clockings of 11.07w and 11.15 insufficient for a place in the final. Defending Champion Göhr was among the non-qualifiers.

Following the exploits of Ben Johnson in the men's 100m final 20 minutes earlier, there were hopes of a record in the women's race. These were blighted by a change in direction of the wind.

Gladisch dominated the final from start to finish. At halfway she led with 6.07 from Nuneva (6.10), Ottey and Issajenko (both 6.12). At this point Drechsler, who was clearly last out of the blocks, was sixth (6.18), but she produced the best finish to claim the silver.

Issajenko was disqualified following her 1989 admission of a doping violation at the time of the World Championships. She originally placed fifth.

First round (First 4 & 4 fastest to second round) (Aug 29)

Heat 1: (2.3) 1, Drechsler 11.02w; 2, Georgieva 11.27; 3, Slyusar 11.34; 4, Masullo 11.71; 5, Bada 12.22; 6, Alyson Caulker SLE 12.33; 7, Sara Rossini SMR 12.86; 8, Erin Tierney COK 13.12

Heat 2: (1.3) 1, Ottey 11.26; 2, Bily 11.32; 3, Pomoshchnikova 11.39; 4, Holden 11.53; 5, dos Santos 11.82; 6, Rosanna Browne AIA 12.80; 7, Lorraine Nanton MNT 13.30; 8, Moutwakil Abdelkarim SUD 14.07

Heat 3: (1.0) 1, Brown 11.42; 2, Bailey 11.52; 3, Jacobs 11.77; 4, Philippe 11.92; 5, Ramani Mangalika SRI 12.34; 6, Sherlete Barrow BIZ 13.21; 7, Denise Ephraim NRU 13.69; Fydia Inamohoro BDI DNS

Heat 4: (-0.6) 1, Nuneva 11.37; 2, Zolotaryova 11.52; 3, Allen 11.57; 4, Davis 11.59; 5, Diaz 12.00; 6, Lea Haba GUI 12.78; Aminata Diarra MLI DNS; Iammo Launa PNG DNS

Heat 5: (0.2) 1, Sarvari 11.37; 2, Gladisch 11.42; 3, Marshall 11.44; 4, Phipps 11.62; 5, Yi Ng Ka HKG 12.26; 6, Bud Nurani INA 12.34; 7, Intisar Sudani JOR 12.91; Faouzia Djaffar COM DNS

Heat 6: (0.7) 1, Cooman 11.18; 2, Demireva 11.61; 3, Ongolo 11.89; 4, Marie-Ange Wirtz SEY 12.64; 5, Judith Robinson TKS 13.15; 6, Aba Comlan TOG 13.21; (2,) Issajenko DQ (11.42); Tina Iheagwam NGR DNS

Heat 7: (-0.6) 1, Williams 11.22; 2, Göhr 11.47; 3, Dunn 11.52; 4, Verbruggen 11.62; 5, Caicedo 11.88; 6, Judith Missengné CGO 12.84; 7, Martha Soraima AHO 12.87; 8, Jyhan Hassan-Didi MDV 15.05

Second round (First 3 & 4 fastest to semi-finals) (Aug 29)

Heat 1: (-0.3) 1, Drechsler 11.08; 2, Nuneva 11.29; 3, Sarvari 11.32; 4, Olga Zolotaryova URS 11.59; 5, Angela Phipps CAN 11.67; 6, Diane Holden AUS 11.68; 7, Ingrid Verbruggen BEL 11.78; Félicité Bada BEN DNS

Heat 2: (1.6) 1, Cooman 11.14; 2, Marshall 11.21; 3, Slyusar 11.39; 4, Dunn 11.47; 5, Marisa Masullo ITA 11.62; 6, Françoise Philippe FRA 11.63; 7, Sheila dos Santos BRA 11.76; (1,) Issajenko DQ (10.99)

Heat 3: (-1.6) 1, Williams 11.21; 2, Bailey 11.31; 3, Pomoshchnikova 11.33; 4, Göhr 11.40; 5, Laurence Bily FRA 11.49; 6, Vally Demireva BUL 11.73; 7, Simmone Jacobs GBR 11.83; 8, Yolanda Diaz ESP 12.05

Heat 4: (-1.1) 1, Ottey 11.27; 2, Gladisch 11.29; 3, Brown 11.34; 4, Georgieva 11.47; 5, Lilliana Allen CUB 11.60; 6, Pauline Davis BAH 11.64; 7, Amparo Caicedo COL 12.08; 8, Gisèle Ongolo GAB 12.21

Semi-finals (First 4 to final) (Aug 30)

Heat 1: (2.2) 1, Gladisch 10.82w; 2, Ottey 10.89; 3, Marshall 11.06; 4, Alice Brown USA 11.07; 5, Nadezhda Georgieva BUL 11.10; 6, Ulrike Sarvari FRG 11.15; 7, Irina Slyusar URS 11.44; (3,) Issajenko DQ (10.99)

Heat 2: (0.7) 1, Drechsler 10.95; 2, Nuneva 11.01; 3, Williams 11.07; 4, Bailey 11.07; 5, Natalya Pomoshchnikova URS 11.15; 6, Nelli Cooman NED 11.21; 7, Marlies Göhr GDR 11.33; 8, Paula Dunn GBR 11.59

Tokyo 1991

Final (Aug 27) (-3.0)

1,	Katrin Krabbe	GER	10.99	0.157
2,	Gwen Torrence	USA	11.03	0.152
3,	Merlene Ottey	JAM	11.06	0.196
4,	Irina Privalova	URS	11.16	0.206
5,	Evelyn Ashford	USA	11.30	0.202
6,	Juliet Cuthbert	JAM	11.33	0.180
7,	Mary Onyali	NGR	11.39	0.201
8,	Carlette Guidry	USA	11.52	0.202

Ottey, unbeaten in 56 finals since Rome 1987, consolidated her status as favourite with a 10.78w semi-final. The other semi was won in a legal 10.94 by the European Champion Krabbe, who was suddenly producing her best form of the season.

In the final, Krabbe got an excellent start and edged into a clear lead. Ottey was away poorly. At halfway it was Krabbe on 6.07 from Torrence (6.16) and Ottey (6.17). The tall German was never threatened. Ottey drew level with Torrence but the American responded in the last 20m to clinch the silver.

After the finish, the runners all looked up to the giant scoreboard. It wasn't until she saw the replay that Krabbe realised she had won the unified Germany's first world title. She jumped in the air and set off on a victory lap. The winning time was the fastest ever into a wind as strong as 3.0 metres per second.

Last in heat eight was Tehani Kirby of the Northern Mariana Islands. At 14 years five days, she became the youngest-ever competitor in World Championship history. Her record will never be beaten as later World Athletics regulations prevent athletes of that age from competing at senior world championships.

First round (First 3 & 8 fastest to second round) (Aug 26)

Heat 1: (0.1) 1, Guidry 11.21; 2, Kinch 11.50; 3, Piña 11.71; 4, Jatamsuren Otgonchines MGL 12.26; 5, Jane Thondojee MRI 12.36; 6, Tili Fata SAM 13.31; (2.) Slyusar DQ (11.32)

Heat 2: (1.8) 1, Privalova 11.14; 2, Hanhijoki 11.24; 3, Johnson 11.26; 4, Castro 11.55; 5, Rosanna Browne AIA 12.04; 6, Jabou Jawo GAM 12.42; 7, Faouzia Djaffar COM 14.69

Heat 3: (-0.8) 1, Ashford 11.16; 2, Cuthbert 11.22; 3, Tian 11.55; 4, Richter 11.64; 5, Mariama Ouiminga BUR 12.26; 6, Joy-Ann Eli BAR 12.42; 7, Sherlete Barrow BIZ 12.66; 8, Mpoka Mokosi COD 12.99

Heat 4: (-0.8) 1, McDonald 11.45; 2, Bily 11.51; 3, Philipp 11.72; 4, Wang 11.77; 5, My Linh Truong Hoang VIE 12.02; 6, Gisèle Ongolo GAB 12.32; 7, Denise Ouabangui CAF 12.69; 8, Erin Tierney COK 13.45

Heat 5: (-0.1) 1, Krabbe 11.23; 2, Utundu 11.51; 3, Douglas 11.66; 4, Govindasamy 11.80; 5, Gailey Dube ZIM 12.25; 6, Deirdre Caruana MLT 12.71; 7, Lusia Puleanga TGA 13.21

Heat 6: (1.0) 1, Onyali 11.27; 2, Davis 11.32; 3, Thomas 11.54; 4, Ravaonirina 11.74; 5, Aminata Konate GUI 12.19; 6, Feroza Khatton BAN 12.67; 7, Laure Kuetey BEN 13.01; 8, Trudy Duburiya NRU 14.34

Heat 7: (1.2) 1, Ottey 11.06; 2, Patoulidou 11.42; 3, Kovtun 11.44; 4, Tarolo 11.64; 5, Seymour 11.77; 6, Fornie Conteh SLE 13.72; Miss Sabra AFG DNS

Heat 8: (-1.3) 1, Torrence 11.51; 2, Allen 11.59; 3, Ubah 11.72; 4, Karen Clarke CAN 11.98; 5, Rita Alcazar PAN 12.49; 6, Fathimath Fezleen MDV 14.08; 7, Tehani Kirby NMI 15.12

Second round (First 4 to semi-finals) (Aug 26)

Heat 1: (-0.4) 1, Krabbe 10.91; 2, Guidry 11.21; 3, Patoulidou 11.47; 4, Paula Thomas GBR 11.51; 5, Tian Yumei CHN 11.52; 6, Claudete Piña BRA 11.81; 7, Lalao Ravaonirina MAD 11.81; (3.) Slyusar DQ (11.30)

Heat 2: (-0.5) 1, Ashford 11.09; 2, Cuthbert 11.12; 3, Onyali 11.20; 4, Kovtun 11.43; 5, Laurence Bily FRA 11.45; 6, Stephanie Douglas GBR 11.58; 7, Sabine Richter GER 11.66; 8, Wang Huei-Chen TPE 11.79

Heat 3: (-2.2) 1, Privalova 11.22; 2, Davis 11.30; 3, Utundu 11.40; 4, McDonald 11.41; 5, Sisko Hanhijoki FIN 11.52; 6, Rossella Tarolo ITA 11.75; 7, Andrea Philipp GER 11.80; 8, Shanti Govindasamy MAS 11.89

Heat 4: (-0.1) 1, Ottey 10.89; 2, Torrence 10.99; 3, Johnson 11.27; 4, Allen 11.40; 5, Beverly Kinch GBR 11.45; 6, Rufina Ubah NGR 11.54; 7, Cristina Castro ESP 11.71; 8, Michelle Seymour NZL 11.87

Semi-finals (First 4 to final) (Aug 27)

Heat 1: (-0.1) 1, Krabbe 10.94; 2, Ashford 11.08; 3, Cuthbert 11.13; 4, Guidry 11.16; 5, Kerry Johnson AUS 11.38; 6, Liliana Allen CUB 11.53; 7, Beatrice Utundu NGR 11.58; Irina Slyusar URS DQ (11.42)

Heat 2: (2.3) 1, Ottey 10.78w; 2, Torrence 10.85; 3, Privalova 10.99; 4, Onyali 11.10; 5, Pauline Davis BAH 11.19; 6, Natalya Kovtun URS 11.37; 7, Beverley McDonald JAM 11.46; 8, Voula Patoulidou GRE 11.51

At the Barcelona Olympic Games, Devers took the 100m title by just one hundredth of a second. Stuttgart saw her win again by an even narrower margin.

Devers, Ottey, Torrence and Privalova – four of the first five from the 1992 Olympic final – drew lanes 5-6-3-4 in the final. Privalova and Devers were away quickest. By 60m the American had a visible lead, while Ottey and Torrence had caught the Russian. In the last five metres Ottey surged and drew level with Devers, who produced a “double dip” – first with her chest then with her head. The two women crossed the line together. Torrence was the obvious bronze medallist.

At first sight, it looked as if the Jamaican had won: she had been moving the quickest in the last few strides before the finish line. There was a long wait, during which the replays showed that Devers's head had crossed the line first. But it was not clear whose torso was ahead. The result was announced as first, Devers 10.81, second Ottey 10.82.

The unfortunate Ottey – so often a bronze or silver medallist – had missed out yet again. A protest was lodged by the Jamaicans and the Jury of Appeal looked again at the photograph. The result was revised, with both women clocking 10.82, but the order was unchanged.

“I feel for Merlene,” said Devers, “but I also feel that I beat her.” Her winning margin was actually just one thousandth: 10.811 to 10.812 (not 10.816/10.820 as widely reported). The photograph of the finish taken from the inside of the track showed Devers's right shoulder just ahead of Ottey. When presented with her silver medal the following day, the Jamaican received a two-minute ovation from the sympathetic crowd.

First round (First 4 & 4 fastest to second round) (Aug 15)

Heat 1: (-0.7) 1, Privalova 11.36; 2, McDonald 11.37; 3, Finn 11.47; 4, Nestoret 11.56; 5, Dia 11.60; 6, Jariatou George GAM 12.46; 7, Natalie Martindale STV 12.86; 8, Lusia Puleanga TGA 13.02

Heat 2: (-0.5) 1, Pendareva 11.41; 2, Davis 11.44; 3, Tröger 11.46; 4, Tarnopolskaya 11.52; 5, Hermin Joseph DMA 11.62; 6, Lydia De Vega PHI 12.24; 7, Erin Tierney COK 13.16; 8, Wenona Steven NRU 14.70

Heat 3: (-0.2) 1, Devers 11.16; 2, Vorster 11.31; 3, Mitchell 11.36; 4, Jean-Charles 11.46; 5, Hana Benesová TCH 11.72; 6, Oumou Sow GUI 12.52; 7, Feroza Khatton BAN 12.68; 8, Melvina Wulah LBR 12.70

Heat 4: (-0.3) 1, Gainsford 11.32; 2, Ottey 11.36; 3, Jardim 11.47; 4, Amaral 11.59; 5, Heather Samuel ANT 11.64; 6, Rita Pattipeilohy INA 12.44; 7, Ismenia Frederico CPV 13.03

Heat 5: (0.0) 1, Onyali 11.23; 2, Bogoslovskaya 11.40; 3, Wang 11.43; 4, Poelman 11.44; 5, Dimitrova 11.55; 6, Mensah 11.59; 7, Shabana Akhtar PAK 12.76; 8, Ovidia Luis Atonso STP 13.09

Heat 6: (-0.1) 1, Voronova 11.31; 2, Allen 11.46; 3, Nkoma 11.67; 4, Seymour 11.68; 5, Odiah Sidibé FRA 11.69; 6, Dedra Davis BAH 12.00; 7, Rachelle Godonou BEN 12.93; 8, Said Nassiant COM 14.70

Heat 7: (0.2) 1, Paschke 11.31; 2, Torrence 11.43; 3, Kinch 11.43; 4, Hernesniemi 11.44; 5, Ferrer 11.50; 6, Genevieve Obone GAB 12.57; 7, Deirdre Caruana MLT 12.60; 8, Nguyen Thi Tuyet Mai VIE 12.79

Second round (First 4 to semi-finals) (Aug 15)

Heat 1: (0.0) 1, Torrence 11.02; 2, Mitchell 11.23; 3, Voronova 11.29; 4, Allen 11.30; 5, Petya Pendareva BUL 11.38; 6, Jacqueline Poelman NED 11.50; 7, N'deye Binta Dia SEN 11.60; 8, Cleide Amaral BRA 11.68

Heat 2: (0.2) 1, Onyali 10.97; 2, Privalova 11.14; 3, Finn 11.21; 4, McDonald 11.33; 5, Sanna Hernesniemi FIN 11.40; 6, Desislava Dimitrova BUL 11.45; 7, Wang Huei-Chen TPE 11.54; 8, Maguy Nestoret FRA 11.60

Heat 3: (-0.1) 1, Ottey 11.19; 2, Paschke 11.27; 3, Davis 11.27; 4, Gainsford 11.29; 5, Miriam Ferrer CUB 11.43; 6, Lucrecia Jardim POR 11.50; 7, Georgette Nkoma CMR 11.63; 8, Michelle Seymour NZL 11.79

Heat 4: (0.7) 1, Devers 11.04; 2, Vorster 11.24; 3, Tröger 11.29; 4, Tarnopolskaya 11.30; 5, Olga Bogoslovskaya RUS 11.32; 6, Valérie Jean-Charles FRA 11.39; 7, Beverly Kinch GBR 11.40; 8, Philomina Mensah GHA 11.67

Semi-finals (First 4 to final) (Aug 16)

Heat 1: (-0.3) 1, Ottey 10.87; 2, Torrence 10.87; 3, Voronova 11.17; 4, Allen 11.19; 5, Pauline Davis BAH 11.21; 6, Elinda Vorster RSA 11.22; 7, Michelle Finn USA 11.25; 8, Zhanna Tarnopolskaya UKR 11.36

Heat 2: (-0.6) 1, Devers 11.03; 2, Privalova 11.06; 3, Onyali 11.06; 4, Mitchell 11.26; 5, Melanie Paschke GER 11.28; 6, Sabine Tröger AUT 11.37; 7, Melinda Gainsford AUS 11.53; Beverly McDonald JAM DNF

Stuttgart 1993

Final (Aug 16) (0.3)				To 1000th	
1,	Gail Devers	USA	10.82	0.149	(10.811)
2,	Merlene Ottey	JAM	10.82	0.161	(10.812)
3,	Gwen Torrence	USA	10.89	0.142	
4,	Irina Privalova	RUS	10.96	0.174	
5,	Mary Onyali	NGR	11.05	0.149	
6,	Natalya Voronova	RUS	11.20	0.138	
7,	Nikole Mitchell	JAM	11.20	0.142	
8,	Liliana Allen	CUB	11.23	0.154	

Gothenburg 1995

Final (Aug 7) (0.9)				
1,	Gwen Torrence	USA	10.85	0.135
2,	Merlene Ottey	JAM	10.94	0.145
3,	Irina Privalova	RUS	10.96	0.233
4,	Carlette Guidry	USA	11.07	0.193
5,	Zhanna Pintusevich	UKR	11.07	0.127
6,	Melanie Paschke	GER	11.10	0.141

7,	Mary Onyali	NGR	11.15	0.128
8,	Juliet Cuthbert	JAM	11.44	0.143

In contrast to the closeness of the Stuttgart final Torrence won by the comfortable margin of 0.09 from Ottey and Privalova. Even so, she was not certain she had won and paused in her celebrations to watch a replay of the race on the stadium scoreboard.

The three medallists were, improbably, drawn in the same semi-final which Torrence won in a world-leading 10.84 from Ottey (10.85) and Privalova (10.90). An unlucky fifth in that race was Greece's Thánou, whose time of 11.09 was the same as the winning time in the other semi.

Ottey's silver gave her a record 11 World Championship medals. Torrence brought her total to seven. "The 100 is every sprinter's dream; it's a glamour event," she said. "Everyone knows who's the world's fastest woman. I've been after that title and I'm glad I got it."

First round (First 3 & 8 fastest to second round) (Aug 6)

Heat 1: (0.5) 1, Leshchova 11.27; 2, Onyali 11.44; 3, Rakotondrabe 11.51; 4, Benavides 11.52; 5, Andrea Philipp GER 11.66; 6, Stephanie Douglas GBR 11.67; 7, Magdalena Ansue Nguema GEQ 13.62

Heat 2: (-0.4) 1, Ottey 11.15; 2, Voronova 11.23; 3, Tombiri 11.42; 4, Pendareva 11.45; 5, Becker 11.54; 6, Marija Ramela Markt CRO 11.87; 7, Sortelina da Silva STP 13.16

Heat 3: (0.3) 1, Pintusevich 11.34; 2, Allen 11.35; 3, Joseph 11.52; 4, Jayasinghe 11.55; 5, Simone Jacobs GBR 11.60; 6, Jerneja Perc SLO 11.86; 7, Brianie Massaka CGO 12.67

Heat 4: (0.4) 1, Cuthbert 11.26; 2, Samuel 11.42; 3, Hernesniemi 11.47; 4, Fynes 11.52; 5, Felipa Palacios COL 11.63; 6, Damayanthi Darsha SRI 11.65; 7, Kate Clarke LBR 13.45; 8, Awa Diarra MTN 13.86

Heat 5: (0.5) 1, Torrence 11.11; 2, Thánou 11.27; 3, Opara-Thompson 11.31; 4, Georgieva 11.36; 5, Chandra Sturup BAH 11.59; 6, Georgette Nkoma CMR 11.80; 7, Shabana Akhtar PAK 12.40

Heat 6: (0.3) 1, Guidry 11.18; 2, Gainsford 11.32; 3, Brock 11.56; 4, Nora Ivanova BUL 11.57; 5, Katia Santos BRA 11.68; 6, Odile Singa FRA 11.70; 7, Thi Lan Ank Hoang VIE 12.42; Desiree Cocks AIA DNS

Heat 7: (-0.3) 1, Paschke 11.15; 2, Thomas 11.34; 3, Combe 11.39; 4, Clarke 11.40; 5, Wang Huei-Chen TPE 11.84; 6, Thounphore Phommasanh LAO 13.86; Natalie Jones GRN DNS

Heat 8: (0.4) 1, Privalova 11.28; 2, Mondie-Milner 11.40; 3, McDonald 11.52; 4, Bangué 11.54; 5, Cleide Amaral BRA 11.57; 6, Judith Boshoff NAM 12.14; Antonia de Jesus ANG DNS

Second round (First 4 to semi-finals) (Aug 6)

Heat 1: (0.4) 1, Mondie-Milner 11.26; 2, Paschke 11.27; 3, Leshchova 11.33; 4, Gainsford 11.35; 5, Hermin Joseph DMA 11.44; 6, Virgen Benavides CUB 11.49; 7, Mary Tombiri NGR 11.52; 8, Petya Pendareva BUL 11.55

Heat 2: (1.2) 1, Torrence 11.10; 2, Pintusevich 11.13; 3, Onyali 11.22; 4, McDonald 11.22; 5, Natalya Voronova RUS 11.35; 6, Zlatka Georgieva BUL 11.37; 7, Gabriele Becker GER 11.54; 8, Delphine Combe FRA 11.68

Heat 3: (0.7) 1, Privalova 11.16; 2, Ottey 11.17; 3, Thánou 11.28; 4, Opara-Thompson 11.41; 5, Eldece Clarke BAH 11.49; 6, Heather Samuel ANT 11.51; 7, Susanthika Jayasinghe SRI 11.76; 8, Mirtha Brock COL 11.99

Heat 4: (0.8) 1, Guidry 11.03; 2, Cuthbert 11.09; 3, Allen 11.25; 4, Hernesniemi 11.31; 5, Paula Thomas GBR 11.33; 6, Savatheda Fynes BAH 11.36; 7, Hanitrianiina Rakotondrabe MAD 11.46; 8, Frédérique Bangué FRA 11.55

Semi-finals (First 4 to final) (Aug 7)

Heat 1: (1.4) 1, Torrence 10.84; 2, Ottey 10.85; 3, Privalova 10.90; 4, Pintusevich 11.09; 5, Katerina Thánou GRE 11.09; 6, Liliana Allen CUB 11.24; 7, Christy Opara-Thompson NGR 11.37; 8, Sanna Hernesniemi FIN 11.51

Heat 2: (-0.7) 1, Guidry 11.09; 2, Paschke 11.13; 3, Cuthbert 11.13; 4, Onyali 11.19; 5, Celena Mondie-Milner USA 11.24; 6, Melinda Gainsford AUS 11.29; 7, Beverly McDonald JAM 11.31; 8, Yekaterina Leshchova RUS 11.34

Athens 1997

Final (Aug 3) (0.4)

1,	Marion Jones	USA	10.83	0.160
2,	Zhanna Pintusevich	UKR	10.85	0.130
3,	Savatheda Fynes	BAH	11.03	0.184
4,	Christine Arron	FRA	11.05	0.165
5,	Inger Miller	USA	11.18	0.117
6,	Melanie Paschke	GER	11.19	0.138
7,	Merlene Ottey	JAM	11.29	0.139
8,	Chryste Gaines	USA	11.32	0.143

Reigning champion Torrence declined an invitation to defend and Olympic Champion Devers qualified only for the relay, but the title remained in American hands thanks to Jones. Although hailed as a pre-

cocious sprinting sensation since she set world age-15 bests of 11.17 and 22.76 in 1991 this was her senior début in a major international championship. Her success was one of the brightest moments of the Athens World Championships, and she was regarded as the world woman athlete of the 1997, but the story had a sad ending as noted below in the report of the 2001 100m.

Jones had to work hard for victory against a much shorter opponent, Pintusevich. She was away slightly the faster but they were locked together at 50m (6.03) and 60m (6.97); Pintusevich was 1/100th ahead at 70m but they were level again at 80m before Jones moved into a 2/100ths lead to win in a personal best of 10.83. Pintusevich, who set a Ukrainian record of 10.85, at first thought she had won and started a lap of honour, only to sink to her knees when she heard the official result. Two metres behind, Fynes edged Arron for the bronze medal.

For Ottey – fourth in 1983, third in 1987 and 1991, second in 1993 and 1995 – the hoped for progression to first, at the age of 37, did not materialise. She failed to hear the recall gun for a false start and sprinted flat out for over 50m. She walked back very slowly while the others waited at the start but the damage was done and she gave up when in the race proper she realised she couldn't catch the leaders.

First round (First 3 & 8 fastest to second round) (Aug 2)

Heat 1: (0.4) 1, Arron 11.13; 2, Voronova 11.31; 3, Liu 11.35; 4, Samuel 11.46; 5, Iryna Pukha UKR 11.75; 6, Tamara Shanidze GEO 11.97; 7, Antonia Cadore GRN 12.00

Heat 2: (-1.5) 1, Thánou 11.32; 2, Philipp 11.33; 3, Ferguson 11.47; 4, Hernesniemi 11.54; 5, Sandra Borrero COL 11.83; 6, Cydonie Mothersill CAY 11.87; 7, N. Rabbaiya INA 12.43; 8, Peoria Koshiba PLW 14.55

Heat 3: (0.1) 1, Ottey 11.27; 2, Paschke 11.31; 3, Clarke 11.36; 4, Manuela Levorato ITA 11.57; 5, Johanna Manninen FIN 11.59; 6, Elma Muros-Posadas PHI 12.19; 7, Laure Kuetey BEN 12.38

Heat 4: (0.1) 1, Pintusevich 11.01; 2, Jardim 11.30; 3, Gaines 11.30; 4, de Moura 11.37; 5, Tsoni 11.48; 6, Marcia Richardson GBR 11.65; 7, Deirdre Caruana MLT 12.73; 8, Edouwe Appin NRU 14.19

Heat 5: (0.0) 1, Fynes 11.18; 2, Ajunwa 11.28; 3, Rakotondrabe 11.33; 4, Hewitt 11.54; 5, Aida Diop SEN 11.61; 6, Giada Gallina ITA 11.64; 7, Shyrome Hughes AIA 13.03

Heat 6: (0.0) 1, Li 11.21; 2, Pendareva 11.28; 3, Bangué 11.34; 4, Gainsford-Taylor 11.36; 5, Natalya Ignatova RUS 11.70; 6, Tiesa Paselio SAM 14.36; Hermin Joseph DMA DNS

Heat 7: (-0.7) 1, Jones 11.09; 2, McDonald 11.29; 3, Ivanova 11.42; 4, Kravchenko 11.46; 5, Simone Jacobs GBR 11.58; 6, Myriam ManiCMR 11.62

Heat 8: (0.1) 1, Miller USA 11.07; 2, Möller GER 11.44; 3, Ojokolo NGR 11.53; 4, Pe 11.54; 5, Delphine Combe FRA 11.55; 6, Aksel Gürçan TUR 11.82; 7, Devi Maya Paneru NEP 12.97

Second round (First 3 & 4 fastest to semi-finals) (Aug 2)

Heat 1: (0.7) 1, Pintusevich 10.90; 2, Ajunwa 11.14; 3, Thánou 11.19; 4, Gaines 11.19; 5, Gainsford-Taylor 11.20; 6, Sanna Hernesniemi FIN 11.38; 7, Esther Möller GER 11.42; 8, Pei Fang CHN 11.50

Heat 2: (0.4) 1, Ottey 11.00; 2, Miller 11.23; 3, Philipp 11.26; 4, Ferguson 11.28; 5, Petya Pendareva BUL 11.39; 6, Lucimar de Moura BRA 11.44; 7, Hanitrianiina Rakotondrabe MAD 11.49; 8, Lauren Hewitt AUS 11.55

Heat 3: (0.3) 1, Jones 10.96; 2, Paschke 11.23; 3, Clarke 11.27; 4, Bangué 11.31; 5, Beverly McDonald JAM 11.31; 6, Li Xuemei CHN 11.36; 7, Endurance Ojokolo NGR 11.53; 8, Heather Samuel ANT 11.56

Heat 4: (-0.3) 1, Arron 11.04; 2, Fynes 11.16; 3, Voronova 11.17; 4, Nora Ivanova BUL 11.36; 5, Liu Xiaomei CHN 11.37; 6, Lucrecia Jardim POR 11.40; 7, Anzhela Kravchenko UKR 11.43; 8, Maria Tsoni GRE 11.62

Semi-finals (First 4 to final) (Aug 3)

Heat 1: (0.1) 1, Pintusevich 11.10; 2, Arron 11.13; 3, Paschke 11.34; 4, Gaines 11.35; 5, Natalya Voronova RUS 11.35; 6, Eldece Clarke BAH 11.41; 7, Chioma Ajunwa NGR 11.41; 8, Frédérique Bangué FRA 11.44

Heat 2: (-0.1) 1, Jones 10.94; 2, Ottey 11.08; 3, Fynes 11.11; 4, Miller 11.17; 5, Katerina Thánou GRE 11.34; 6, Melinda Gainsford-Taylor AUS 11.35; 7, Debbie Ferguson BAH 11.39; 8, Andrea Philipp GER 11.40

Seville 1999

Final (Aug 22) (-0.1)

1,	Marion Jones	USA	10.70	0.120
2,	Inger Miller	USA	10.79	0.129
3,	Katerina Thánou	GRE	10.84	0.116
4,	Zhanna Pintusevich-Block	UKR	10.95	0.135
5,	Gail Devers	USA	10.95	0.125
6,	Christine Arron	FRA	10.97	0.162
7,	Chandra Sturup	BAH	11.06	0.134
8,	Mercy Nku	NGR	11.16	0.152

The event set new standards for a single meeting with no fewer than nine marks inside 10.87. The quarter-finals saw Thánou and Miller throw off the wraps surprisingly early with personal bests of 10.86, only for defending champion Jones to stamp her authority with a year's best of 10.76. In the first semi-final Miller and Thánou, drawn together, pulled out all the stops to improve again to 10.81 and 10.82 while Jones was content to win her race in 10.83 ahead of Olympic Champion Devers, whose 10.94 was her best for two years.

Miller returned less than two hours later to notch another lifetime best of 10.79 in the final but Jones was still a metre ahead in 10.70, her best-ever low altitude time. She covered the first 50m in 5.93, the second in 4.77, reaching 60m a metre up in 6.85.

First round (First 3 & 11 fastest to second round) (Aug 21)

Heat 1: (-0.6) 1, Jones 11.22; 2, Philipp 11.38; 3, Hewitt 11.41; 4, Gevaert 11.48; 5, Christine Bloomfield GBR 11.61; 6, Tan Shieh Li SGP 12.40; 7, Anais Oyembo GAB 12.46

Heat 2: (-0.4) 1, Arron 11.10; 2, Privalova 11.45; 3, Taplin 11.45; 4, Hartman 11.49; 5, Aminata Diouf SEN 11.65; 6, Monica Twum GHA 11.70; 7, Jennifer Caraballo PUR 12.43

Heat 3: (-0.3) 1, Miller 11.21; 2, Ferguson 11.34; 3, Benth 11.42; 4, Maduaka 11.43; 5, Wagner 11.57; 6, Heather Samuel ANT 11.65; 7, Joanna Houareau SEY 12.14; 8, Ekundayo Williams SLE 13.08

Heat 4: (-0.2) 1, Sturup 11.32; 2, Allen 11.39; 3, Jayasinghe 11.42; 4, Manninen 11.52; 5, Peris-Kneebone 11.52; 6, Ekk 11.54; 7, Hanitriina Rakotondrabe MAD 11.59

Heat 5: (-0.7) 1, Thánou 11.10; 2, Mensah 11.24; 3, Nku 11.38; 4, Safronnikova 11.44; 5, Myriam Mani CMR 11.61; 6, Gabriele Rockmeier GER 11.62; 7, Litiana Miller FIJ 14.23

Heat 6: (0.4) 1, Pendareva 11.16; 2, Fynes 11.21; 3, Endurance Ojokolo 11.42; 4, Lucimar de Moura 11.51; 5, Adusei 11.53; 6, Emma Wade BIZ 12.30; 7, Yah Koita MLI 12.48

Heat 7: (-0.6) 1, Pintusevich-Block 11.20; 2, Devers 11.32; 3, Ignatova 11.40; 4, Dowdie 11.44; 5, Motoka Arai JPN 11.64; 6, Lyubov Perepelova UZB 11.78; 7, Siulolo Liku TGA 12.78; 8, Lucy Seiuliliali SAM 15.61

Second round (First 4 to semi-finals) (Aug 21)

Heat 1: (-0.3) 1, Thánou 10.86; 2, Sturup 11.00; 3, Nku 11.09; 4, Devers 11.10; 5, Katia Benth FRA 11.28; 6, Wendy Hartman RSA 11.46; 7, Oksana Ekk RUS 11.60; 8, Peta-Gaye Dowdie JAM 12.01

Heat 2: (0.7) 1, Miller 10.86; 2, Pintusevich-Block 10.94; 3, Philipp 11.06; 4, Allen 11.10; 5, Endurance Ojokolo NGR 11.14; 6, Joice Maduaka GBR 11.28; 7, Nova Peris-Kneebone AUS 11.36; 8, Johanna Manninen FIN 11.45

Heat 3: (-0.5) 1, Arron 11.00; 2, Mensah 11.09; 3, Fynes 11.20; 4, Hewitt 11.28; 5, Cheryl Taplin USA 11.33; 6, Natalya Ignatova RUS 11.39; 7, Marion Wagner GER 11.51; 8, Kim Gevaert BEL 11.54

Heat 4: (0.3) 1, Jones 10.76; 2, Ferguson 11.06; 3, Safronnikova 11.17; 4, Pendareva 11.19; 5, Lucimar de Moura BRA 11.31; 6, Martha Adusei CAN 11.64; Irina Privalova RUS & Susanthika Jayasinghe SRI DNS

Semi-finals (First 4 to final) (Aug 22)

Heat 1: (0.1) 1, Miller 10.81; 2, Thánou 10.83; 3, Sturup 11.02; 4, Nku 11.11; 5, Liliana Allen MEX 11.13; 6, Philomina Mensah CAN 11.26; 7, Petya Pendareva BUL 11.28; 8, Natalya Safronnikova BLR 11.33

Heat 2: (-0.1) 1, Jones 10.83; 2, Devers 10.94; 3, Pintusevich-Block 10.98; 4, Arron 11.04; 5, Debbie Ferguson BAH 11.12; 6, Savatheda Fynes BAH 11.15; 7, Andrea Philipp GER 11.27; 8, Lauren Hewitt AUS 11.29

XX Edmonton 2001

Final (Aug 6) (0.3)

1,	Zhanna Pintusevich-Block	UKR	10.82	0.123
2,	Katerína Thánou	GRE	10.91	0.145
3,	Chandra Sturup	BAH	11.02	0.154
4,	Chryste Gaines	USA	11.06	0.141
5,	Debbie Ferguson	BAH	11.13	0.189
6,	Mercy Nku	NGR	11.17	0.142
(2.)	Marion Jones	USA	DQ (ADr10.8)0.146	(10.85)
(7.)	Kelli White	USA	DQ (ADr10.8)0.151	(11.15)

Rightful finalists: Endurance Ojokolu NGR & Mary Onyali NGR

It was the most shocking result of the entire Edmonton Championships. Jones was defeated at 100m after a streak of 54 wins over four years. Her conqueror was Pintusevich-Block, the woman who had so nearly defeated Jones to win in 1997.

Jones appeared to be set for another victory after breaking 11 seconds in the first two rounds. In her semi-final, she was drawn to the left of Pintusevich-Block, who got the better start and refused to let Jones past. Even though this was not the final, the loss was significant as

Jones had made a habit of winning all of her races. Seeing her behind the opposition for once was an unusual sight.

In the final, the two were drawn together again. The Ukrainian again got the best start and held off Jones, who had previously won 42 successive finals in the event. Thánou repeated her 1999 bronze medal.

"There is only one way to beat Marion," said the ecstatic winner, "and that is not to make any mistakes."

In October 2007, Jones confessed to doping violations dating back to just before the 2000 Olympic Games. All her performances from September 1, 2000 were annulled by the IOC and/or World Athletics. These included three Olympic golds from Sydney 2000. Worse, she was imprisoned for six months in 2008 for having lied to US Federal Agents investigating the Californian Bay Area Laboratory Co-Operative (BALCO) steroid affair. In 2012, Block was also confirmed as a doping offender for a later period, as noted below in the report for Paris 2003.

First round (First 3 & 8 fastest to second round) (Aug 5)

Heat 1: (0.9) 1, Safronnikova 11.44; 2, Ignatova 11.45; 3, Mayers 11.52; 4, Vida Nsiah GHA 11.56; 5, Hermahayu INA 12.51; 6, Detsalena Olsson NRU 14.04; (1.) White DQ (ADr10.8) (11.36)

Heat 2: (0.1) 1, Sturup 11.26; 2, Bangué 11.41; 3, Williams 11.41; 4, Patsou 11.53; 5, Louise Ayétotché CIV 11.53; 6, Shamha Ahmed MDV 12.27; 7, Aseel Danan JOR 12.77

Heat 3: (-0.5) 1, Pintusevich-Block 11.14; 2, Rockmeier 11.38; 3, Onyali 11.39; 4, Richardson 11.52; 5, Peta-Gaye Barrett JAM 11.88; 6, Montserrat Pujol AND 13.38; 7, Twinsanne Sam FSM 13.87

Heat 4: (-1.3) 1, Mani 11.37; 2, Levorato 11.46; 3, Manninen 11.49; 4, Paschke 11.51; 5, Dikeledi Moropane RSA 11.63; 6, Peoria Koshiba PLW 13.50; 7, Priscilla Walenenea SOL 14.43

Heat 5: (-0.6) 1, Thánou 11.12; 2, Walker 11.36; 3, Kislova 11.39; 4, Lyubov Perepelova UZB 11.65; 5, Lerma Bulaitan PHI 11.87; 6, Shyrone Hughes ANG 12.99; 7, Joanne Hallen SAM 13.40

Heat 6: (-0.2) 1, Ojokolu 11.13; 2, Bikar 11.31; 3, Wagner 11.43; 4, Shani Anderson GBR 11.54; 5, Marie-Jeanne Jerusalem PYF 13.31; 6, Ellysa William COK 13.37; (1.) Jones DQ (ADr10.8) (10.93)

Heat 7: (0.6) 1, Gevaert 11.35; 2, Gaines 11.36; 3, Adusei 11.41; 4, Benth 11.47; 5, Allen 11.49; 6, Choi Lok Lai MAC 12.74; 7, Mari Paz Mosanga Montanga GEQ 13.04

Heat 8: (-0.2) 1, Nku 11.27; 2, Ferguson 11.39; 3, Oyepitan 11.45; 4, Viktoria Kovryyova KAZ 11.86; 5, Valma Bass SKN 11.89; 6, Kadiatou Camara MLI 11.89; 7, Anna Poughila TGA 13.57; (4.) Clarke DQ (ADr10.1) (11.48)

Second round (First 3 & 4 fastest to semi-finals) (Aug 5)

Heat 1: (0.0) 1, Ojokolu 11.13; 2, Mani 11.15; 3, Levorato 11.29; 4, Manninen 11.33; 5, Alenka Bikar SLO 11.34; 6, Marion Wagner GER 11.43; 7, Efosini Patsou GRE 11.65; (1.) Jones DQ (ADr10.8) (10.97)

Heat 2: (-3.4) 1, Pintusevich-Block 11.16; 2, Gaines 11.31; 3, Ferguson 11.35; 4, Kim Gevaert BEL 11.56; 5, Mariya Kislova RUS 11.58; 6, Melanie Paschke GER 11.60; 7, Abiodun Oyepitan GBR 11.61; (8.) Venolyn Clarke CAN DQ (ADr10.1) (11.68)

Heat 3: (0.8) 1, Sturup 11.08; 2, Nku 11.14; 3, Williams 11.24; 4, Mayers 11.31; 5, Rockmeier 11.33; 6, Frédérique Bangué FRA 11.35; =7, Martha Adusei CAN & Liliana Allen MEX 11.43

Heat 4: (-1.3) 1, Thánou 10.97; 2, Onyali 11.29; 3, Astia Walker JAM 11.39; 4, Natalya Safronnikova BLR 11.40; 5, Natalya Ignatova RUS 11.46; 6, Katia Benth FRA 11.54; 7, Marcia Richardson GBR 11.59; (2.) White DQ (ADr10.8) (11.11)

Semi-finals (First 4 to final) (Aug 6)

Heat 1: (-2.3) 1, Pintusevich-Block 10.94; 2, Ferguson 11.10; 3, Gaines 11.12; 4, Endurance Ojokolu NGR 11.20; 5, Myriam Mani CMR 11.26; 6, Gabi Rockmeier GER 11.48; 7, Manuela Levorato ITA 11.50; (2.) Jones DQ (ADr10.8) (10.95)

Heat 2: (0.3) 1, Thánou 11.05; 2, Sturup 11.17; 3, Nku 11.27; 4, Mary Onyali NGR 11.29; 5, Angela Williams USA 11.31; 6, Natasha Mayers VIN 11.35; 7, Johanna Manninen FIN 11.46; (3.) White DQ (ADr10.8) (11.19)

XX Paris 2003

Final (Aug 24) (0.9)

1,	Torri Edwards	USA	10.93	0.133
2,	Chandra Sturup	BAH	11.02	0.136
3,	Katerína Thánou	GRE	11.03	0.219
4,	Christine Arron	FRA	11.06	0.182
5,	Aleen Bailey	JAM	11.07	0.205
6,	Gail Devers	USA	11.11	0.150
(1.)	Kelli White	USA	DQ (ADr10.1)0.184	(10.85)
(3.)	Zhanna Block	UKR	DQ (ADr10.8) 0.160	(10.99)

Rightful finalists: Marina Kislova RUS & Merlene Ottey SLO

Four of the Edmonton finalists reached that stage again, though not Marion Jones who had just given birth. The defending champion, now known as Zhanna Block, was not quite at her best because of a back injury. White had emerged as the favourite after recent wins in London (10.93) and Berlin (10.84w). In the final it was another American, Edwards, who was quickest away from lane 1. She led for the first half of the race before White powered through to win in 10.85, while Block also finished strongly for the bronze.

Six days later, and after also claiming the gold at 200m, it was confirmed that White had tested positive in Paris for the stimulant modafinil, which, though not on the list of banned drugs, was regarded by World Athletics as "related" to an illegal substance. It was officially claimed that White had taken the drug provigil (containing modafinil) because she had been diagnosed as suffering from hereditary narcolepsy, a rare condition characterised by sudden episodes of deep sleep. Pending hearings by World Athletics and the United States Anti-Doping Agency, White was allowed to compete in post-Paris meetings and placed third in the yearly world athlete standings after Hestrie Cloete and Carolina Klüft.

In May 2004, White admitted having taken anabolic steroids and erythropoietin (EPO) over a three-year period. She was suspended for two years and all her results from December 15, 2000 were annulled. After nine months, Edwards was declared the rightful World Champion. White further confessed that the story of her and her family having narcolepsy was false.

The list of doping offenders continued in 2012 when Block was found guilty of "taking advantage of, use or attempted use of a prohibited substance or a prohibited technique." Like White, she was identified as a customer of the Californian Bay Area Laboratory Co-Operative (BALCO). As well as a two-year suspension, all of the Ukrainian's results from November 30, 2001 were annulled. So she kept her Edmonton gold but lost her Paris medal.

First round (First 3 & 8 fastest to second round) (Aug 23)

Heat 1: (0.1) 1, Sturupp 11.08; 2, Perepelova 11.30; 3, Anim 11.35; 4, Nku 11.52; 5, Camara 11.70; 6, Olympia Zacharias NRU 14.07; 7, Joanne Hallen SAM 14.33

Heat 2: (0.3) 1, Edwards 11.13; 2, Pillay 11.40; 3, Ojokolo 11.50; 4, Dube 11.71; 5, Shamshunnahar Chumki BAN 12.27; 6, Yahanatou Ibrahim NIG 12.97; 7, Temreta Martin KIR 14.42

Heat 3: (-0.2) 1, Ottey 11.26; 2, Gevaert 11.30; 3, Fynes 11.49; 4, Grace-Ann Dinkins LBR 11.90; 5, Irma Navarette NCA 12.93; 6, Lima Azimi AFG 18.37; (1.) White DQ (ADr10.1) (11.26)

Heat 4: (-0.1) 1, Jayasinghe 11.20; 2, Onyali 11.50; 3, Lerma Gabito PHI 11.99; 4, Mariam Inashvili GEO 12.64; 5, Svetlana Pessova TKM 13.05; 6, Tricia Flores BIZ 13.89; Liliana Allen MEX DNS. (1.) Block DQ (ADr10.8) (11.13)

Heat 5: (0.3) 1, Kislova 11.26; 2, Maduaka 11.31; 3, Eggerth 11.44; 4, Mayers 11.81; 5, Nadesca Sprockel AHO 12.61; 6, Jenny Keni SOL 12.64; 7, Marie-Jeanne Binga GAB 12.88; 8, Vladislava Ovcharenko TJK 13.34

Heat 6: (0.1) 1, Thánou 11.09; 2, Tabakova 11.24; 3, Pastushenko 11.30; 4, Ferguson 11.32; 5, Heather Samuel ANT 12.24; 6, Ngerak Florenci PLW 12.85; 7, Liovalia Lopes GBS 13.43

Heat 7: (-0.2) 1, Arron 11.15; 2, Devers 11.17; 3, Kitson 11.70; 4, Sanganoko 11.79; 5, Saira Fazal PAK 12.75; 6, Riwa Tiha JOR 13.00; 7, Aminata Kamissoko MTN 13.70

Heat 8: (0.7) 1, Bailey 11.23; 2, Mayr-Krifka 11.31; 3, Khubbieva 11.35; 4, Benavides 11.41; 5, Wan Kin Yee HKG 12.27; 6, Mari Paz Mosanga Motanga GEQ 12.73; 7, Chandra Kala Thapa NEP 13.02; 8, Susan Tama VAN 13.45

Second round (First 4 to semi-finals) (Aug 23)

Heat 1: (0.0) 1, Sturupp 10.98; 2, Devers 11.16; 3, Gevaert 11.23; 4, Kislova 11.26; 5, Virgen Benavides CUB 11.40; 6, Geraldine Pillay RSA 11.47; 7, Judyth Kitson JAM 11.61; Natasha Mayers VIN DNS

Heat 2: (-0.1) 1, Arron 11.08; 2, Ottey 11.31; 3, Perepelova 11.35; 4, Agné Eggerth LTU 11.36; 5, Endurance Ojokolo NGR 11.55; 6, Winneth Dube ZIM 11.69; 7, Kadiatou Camara MLI 11.73. (1.) Block DQ (ADr10.8) (11.08)

Heat 3: (0.2) 1, Thánou 11.11; 2, Ferguson 11.26; 3, Onyali 11.31; 4, Karin Mayr-Krifka AUT 11.34; 5, Yelena Pastushenko UKR 11.36; Susanthika Jayasinghe SRI DNF; (1.) White DQ (ADr10.1) (10.96); Makaridja Sanganoko CIV DNS

Heat 4: (0.0) 1, Edwards 11.08; 2, Bailey 11.16; 3, Tabakova 11.25; 4, Maduaka 11.29; 5, Vida Anim GHA 11.29; 6, Savatheda Fynes BAH 11.36; 7, Mercy Nku NGR 11.37; 8, Guzel Khubbieva UZB 11.42

Semi-finals (First 4 to final) (Aug 24)

Heat 1: (0.8) 1, Arron 11.01; 2, Bailey 11.15; 3, Marina Kislova RUS 11.15; 4, Merlene Ottey SLO 11.26; 5, Kim Gevaert BEL 11.32. Lyubov Perepelova UZB DNS. (1.) White DQ (ADr10.1) (10.96); (2.) Block DQ (ADr10.8) (11.02)

Heat 2: (-0.4) 1, Sturupp 11.06; 2, Thánou 11.08; 3, Edwards 11.11; 4, Devers 11.12; 5, Debbie Ferguson BAH 11.27; 6, Mary Onyali NGR 11.35; 7, Yuliya Tabakova RUS 11.36; 8, Joice Maduaka GBR 11.40

Helsinki 2005

Final (Aug 8) (1.3)

1,	Lauryn Williams	USA	10.93	0.146
2,	Veronica Campbell	JAM	10.95	0.139
3,	Christine Arron	FRA	10.98	0.165
4,	Chandra Sturupp	BAH	11.09	0.113
5,	Me'Lisa Barber	USA	11.09	0.120
6,	Sherone Simpson	JAM	11.09	0.132
7,	Muna Lee	USA	11.09	0.153
8,	Yuliya Nesterenko	BLR	11.13	0.144

Campbell, unbeaten at 100m in 2005 prior to Helsinki, was the favourite, together with Arron and Sturupp, who had each lost once. All won their first two races with Arron fastest of the day with 11.03 in her quarter-final. The semi-finals featured Arron at her best in the first race, as she effortlessly passed Campbell with 20m to go to clock 10.96. Williams showed surprising strength in the other race, holding off Sturupp and Nesterenko in 11.03.

Sturupp and Barber reacted quickest in the rainsoaked final, but Sturupp was much tidier in her pick-up, and led the field for 60m. Williams had got a good start, and was in second from 10m on. Showing great power she drove away from the field, with Arron in second place at 75m but trying too hard and tightening up. Campbell edged past Arron in the last 10m as Sturupp faded, but the Jamaican was never going to catch the diminutive (1.57/57Kg) Williams, who nevertheless did not know she had won until watching the scoreboard replay.

First round (First 3 & 8 fastest to second round) (Aug 7)

Heat 1: (-0.1) 1, Karastamati 11.40; 2, Kruglova 11.50; 3, Eloundou 11.59; 4, Nku 11.61; 5, Diane Borg MLT 12.61; 6, Dolores Dogba PYF 13.44

Heat 2: (-0.4) 1, Arron 11.15; 2, Nesterenko 11.21; 3, Harrigan 11.55; 4, Yah Koïta MLI 12.06; 5, Pauline Kwalea SOL 13.43; 6, Tit Linda Sou CAM 13.45. (3.) Block DQ (ADr10.8) (11.39)

Heat 3: (-0.1) 1, Simpson 11.33; 2, Lee 11.40; 3, Levorato 11.46; 4, Atangana 11.59; 5, Gloria Diogo STP 12.09; 6, Basma Al-Eshosh JOR 12.37; 7, Ngerak Florencio PLW 12.64

Heat 4: (-0.1) 1, Sturupp 11.15; 2, de Moura 11.40; 3, Bolikova 11.41; 4, Hannula 11.55; 5, Bikar 11.68; 6, Kaitinano Mwemweata KIR 13.80; 7, Severina Chilala ANG 14.21

Heat 5: (-1.6) 1, Fyodorova 11.36; 2, Williams 11.38; 3, Anim 11.50; 4, Félix 11.54; 5, Deysie Sumigar INA 11.88; 6, Desiree Craggette GUM 12.80; 7, Marie-Victoire Mbouh CAF 13.25

Heat 6: (-1.2) 1, Campbell 11.30; 2, Ojokolo 11.40; 3, Baptiste 11.48; 4, Jones 11.63; 5, Im Wa Cheong MAC 13.04; 6, Evangeleen Ikelap FSM 13.51

Heat 7: (-1.3) 1, Bailey 11.52; 2, Pillay 11.60; 3, Affoué 11.65; 4, Ania 11.69; 5, Curlee Gumbs AIA 12.87; 6, Valentina Nazarova TKM 12.87; 7, Montserrat Pujol AND 13.01; 8, Christina Maltepe VAN 13.65

Heat 8: (-1.0) 1, Barber 11.32; 2, Gevaert 11.36; 3, Olupona 11.61; 4, Melisa Murillo COL 11.71; 5, Tricia Flores BIZ 12.59; 6, Olga Gerasimova TJK 12.95; 7, Rosa-Mystique Jone NRU 13.16

Second round (First 3 & 4 fastest to semi-finals) (Aug 7)

Heat 1: (-1.2) 1, Campbell 11.17; 2, Williams 11.22; 3, Fyodorova 11.37; 4, Geraldine Pillay RSA 11.48; 5, Heidi Hannula FIN 11.52; 6, Manuela Levorato ITA 11.54; 7, Sylvie Mballe Eloundou CMR 11.55; 8, Mercy Nku NGR 11.57

Heat 2: (-0.8) 1, Arron 11.03; 2, Nesterenko 11.18; 3, Bailey 11.29; 4, Tahesia Harrigan IVB 11.47; 5, Larisa Kruglova RUS 11.56; 6, Amandine Allou Affoué CIV 11.57; 7, Emma Ania GBR 11.57. (3.) Block DQ (ADr10.8) (11.27)

Heat 3: (-0.1) 1, Sturupp 11.10; 2, Lee 11.22; 3, Gevaert 11.25; 4, Bolikova 11.27; 5, Karastamati 11.29; 6, Sylviane Félix FRA 11.51; 7, Toyin Olupona CAN 11.57; 8, Alenka Bikar SLO 11.69

Heat 4: (-0.1) 1, Simpson 11.12; 2, Barber 11.15; 3, de Moura 11.28; 4, Ojokolo 11.33; 5, Vida Anim GHA 11.41; 6, Kelliann Baptiste TTO 11.42; 7, Laverne Jones ISV 11.51; 8, Delphine Bertille Atangana CMR 11.52

Semi-finals (First 4 to final) (Aug 8)

Heat 1: (0.4) 1, Arron 10.96; 2, Campbell 11.00; 3, Barber 11.08; 4, Lee 11.10; 5, Aleen Bailey JAM 11.23; 6, Olga Fyodorova RUS 11.27; 7, Kim Gevaert BEL 11.30; 8, Endurance Ojokolo NGR 11.60

Heat 2: (1.3) 1, Williams 11.03; 2, Sturupp 11.09; 3, Nesterenko 11.10; 4, Simpson 11.15; 5, Maria Karastamati GRE 11.20; 6, Lucimar de Moura BRA 11.27; 7, Mariya Bolikova RUS 11.31. (5.) Zhanna Block UKR DQ (ADr10.8) (11.18)

Osaka 2007

Final (Aug 27) (-0.2)

				To 1000th
1,	Veronica Campbell	JAM	11.01	0.167 (11.006)
2,	Lauryn Williams	USA	11.01	0.145 (11.008)
3,	Carmelita Jeter	USA	11.02	0.189

4,	Torri Edwards	USA	11.05	0.141
5,	Kim Gevaert	BEL	11.05	0.143
6,	Christine Arron	FRA	11.08	0.164
7,	Kerron Stewart	JAM	11.12	0.177
8,	Damola Osayomi	NGR	11.26	0.175

Campbell and Edwards had won their respective national titles, had seasonal bests of 10.89 and 10.90 respectively, and were co-favourites for the top spot. Jeter ran the fastest time of the day (11.07) in the first heat, with Ottey eliminated in her eighth appearance over a record span of 24 years at the World Championships. At 47 years 108 days, she became the oldest ever runner to compete at a World Championship and contested a record 59th race. Campbell and Edwards were the fastest in the second round and the next day were winners of the semi-finals.

In the final Gevaert took an early lead, with Williams and Edwards just behind. At halfway Williams had just edged ahead, but there was only 0.03 covering the top six at halfway. Campbell then powered to the front, leading by 30cm at the 70m mark. Williams closed sharply at the end of the race (as did Jeter), and it was virtually impossible to tell who had won. After a suspenseful wait – during which both Campbell and Williams were shown as first on the scoreboard – Campbell got the decision 11.006 to 11.008. Only the 1993 race was closer with 0.001 the winning margin. Behind them Jeter, who had a best of 11.48 before 2007, finished just 0.01 behind for the bronze medal, while Edwards made it a 2-3-4 for the USA. The first two reversed their positions from 2005.

A biomechanical study of the race (by Osaka's University of Health and Sport Sciences) reported that Campbell achieved the highest speed of all the finalists, 10.56 metres per second at 55m.

First round (First 3 & 8 fastest to second round) (Aug 27)

Heat 1: (1.3) 1, Jeter 11.07; 2, Gevaert 11.09; 3, Jayasinghe 11.13; 4, Merlene Ottey SLO 11.64; 5, Inna Eftimova BUL 11.66; 6, Nataliya Pohrebnyak UKR 11.71; 7, Fatou Tiyana GAM 12.44; 8, Jenny Keni SOL 13.31

Heat 2: (-0.8) 1, Campbell 11.33; 2, Turner 11.46; 3, de Moura 11.49; 4, Mae Koime PNG 11.64; 5, Anastasiya Vinogradova KAZ 11.74; 6, Marestella Torres PHI 12.44; 7, Yvonne Bennett NMI 13.16; 8, Shokhida Ziyayeva TJK 13.16; 9, Aleksandra Vojneska MKD 13.24

Heat 3: (1.7) 1, McLellan 11.14; 2, Naimova 11.15; 3, Harrigan 11.26; 4, Affoué 11.27; 5, Sailer 11.33; 6, Valentina Nazarova TKM 12.02; 7, Charlene Attard MLT 12.06; 8, Selloane Tsoaeli LES 13.29; 9, Sry Hang CAM 13.55

Heat 4: (-0.7) 1, Arron 11.27; 2, McKenzie 11.36; 3, Lalova 11.47; 4, Khabarova 11.49; 5, Mkenku 11.50; 6, Momoko Takahashi JPN 11.98; 7, Barbara Rustignoli SMR 13.33; 8, Maria Ikelap FSM 13.93

Heat 5: (0.2) 1, Sturup 11.32; 2, Stewart 11.35; 3, Springer 11.50; 4, Guzel Khubbiyeva UZB 11.59; 5, Carima Louami FRA 11.59; 6, Gloria Diogo STP 12.21; 7, Sze-Min Choo SGP 12.29; 8, Loi leong MAC 12.76; 9, Fathia Ali Bouraleh DJI 14.14

Heat 6: (0.3) 1, Lewis 11.16; 2, Brooks 11.29; 3, Douglas 11.39; 4, Korczyńska 11.41; 5, Grigorieva 11.44; 6, Kin Yee Wan HKG 12.12; 7, Elis Lapenmal VAN 13.10; 8, Lilly Pine KIR 13.86; 9, Waseelah Fadhi Saad YEM 14.31

Heat 7: (-0.9) 1, Polyakova 11.30; 2, Williams 11.41; 3, Manninen 11.52; 4, Paulette Zang-Milama GAB 11.53; 5, Myriam Léonie Mani CMR 11.55; 6, Timicka Clarke BAH 11.59; 7, Florence Demberet CHA 13.01; 8, Fatima Mohammadi AFG 16.17

Heat 8: (0.8) 1, Edwards 11.14; 2, Osayomi 11.15; 3, Anim 11.22; 4, Kwakye 11.26; 5, Fletcher 11.28; 6, Milena Milašević MNE 12.24; 7, Rosa Mystique Jones NRU 12.69; 8, Felicia Saburo PLW 13.40; 9, Bounkou Camara MTN 13.93

Second round (First 4 to semi-finals) (Aug 26)

Heat 1: (-0.2) 1, Edwards 11.13; 2, Stewart 11.20; 3, Osayomi 11.21; 4, Polyakova 11.24; 5, Sherry Fletcher GRN 11.32; 6, Tahesia Harrigan IVB 11.33; 7, Lucimar de Moura BRA 11.61; Nombulelo Mkenku RSA DNS

Heat 2: (-0.2) 1, Campbell 11.08; 2, Gevaert 11.15; 3, Jeter 11.17; 4, Turner 11.32; 5, Irina Khabarova RUS 11.38; 6, Amandine Allou Affoué CIV 11.57; Susanthika Jayasinghe SRI DQ (Tr16.8); Johanna Manninen FIN DQ (Tr16.8)

Heat 3: (-0.3) 1, Arron 11.17; 2, Brooks 11.23; 3, Lewis 11.25; 4, Ferguson McKenzie 11.29; 5, Ivet Lalova BUL 11.33; 6, Montell Douglas GBR 11.43; 7, Verena Sailer GER 11.43; 8, Daria Korczyńska POL 11.44

Heat 4: (0.6) 1, Sturup 11.15; 2, Williams 11.16; 3, Naimova 11.21; 4, McLellan 11.31; 5, Vida Anim GHA 11.36; 6, Jeanette Kwakye GBR 11.40; 7, Yekaterina Grigorieva RUS 11.49; 8, Sasha Springer-Jones TTO 11.56

Semi-finals (First 4 to final) (Aug 27)

Heat 1: (-0.3) 1, Edwards 11.02; 2, Williams 11.09; 3, Stewart 11.12; 4, Osayomi 11.18; 5, Tezdhan Naimova BUL 11.18; 6, Chandra Sturup BAH 11.22; 7, Laura Turner GBR 11.32; 8, Sally McLellan AUS 11.32

Heat 2: (-0.1) 1, Campbell 10.99; 2, Arron 11.04; 3, Gevaert 11.06; 4, Jeter 11.08; 5, Mechelle Lewis USA 11.16; 6, Yevgeniya Polyakova RUS 11.16; 7, Sheri-Ann Brooks JAM 11.21; 8, Debbie Ferguson McKenzie BAH 11.25

Berlin 2009

Final (Aug 17) (0.1)

1,	Shelly-Ann Fraser	JAM	10.73	0.146
2,	Kerron Stewart	JAM	10.75	0.170
3,	Carmelita Jeter	USA	10.90	0.160
4,	Veronica Campbell-Brown	JAM	10.95	0.135
5,	Lauryn Williams	USA	11.01	0.158
6,	Debbie Ferguson-McKenzie	BAH	11.05	0.130
7,	Chandra Sturup	BAH	11.05	0.137
8,	Aleen Bailey	JAM	11.16	0.173

Jeter, Stewart and Campbell-Brown all cracked 11 seconds in the first two rounds, then Olympic Champion Fraser showed her form in the semi-final with a 10.79 into a headwind. Jeter ran a lifetime best of 10.83 to win the other semi.

All four Jamaicans qualified for the final, where Fraser had markedly the best start and was almost a metre up after just 20m. That is where the race was won. By 60m (6.88) she was 0.08 ahead of Stewart, with Jeter third (7.01), and Campbell-Brown just ahead of Sturup a half metre behind. Stewart then began to close, and was 0.05 behind at 80m (8.77 to 8.82). The taller Jamaican continued to close and a perfectly-timed twisting dip almost brought her victory as she veered into Fraser's lane (3) on her immediate left. The winning time of 10.73 beat Merlene Ottey's 13 year-old Jamaican record. Stewart too ran her fastest ever time. Jeter repeated her Osaka bronze. Sturup, aged 37, clocked a world best time for seventh place – 11.05 – beating the 11.06 she ran in the corresponding race 10 years earlier!

First round (First 3 & 5 fastest to second round) (Aug 16)

Heat 1: (0.1) 1, de Moura 11.41; 2, Fraser 11.41; 3, Wagner 11.49; 4, Hinestroza 11.61; 5, Paulette/Ruddy Zang Milama GAB 11.74; 6, Balpreet Kaur Purba SGP 12.30

Heat 2: (-0.3) 1, Stewart 11.31; 2, Anim 11.38; 3, Lalova 11.48; 4, Fukushima 11.52; 5, Feta Ahamada COM 11.80; 6, Fatou Tiyana GAM 12.22; 7, Dana Abdulrazak IRQ 12.38

Heat 3: (-0.1) 1, Jeter 11.22; 2, Hodge 11.47; 3, Carol Rodríguez PUR 11.64; 4, Halimat Ismaila NGR 11.74; 5, Yah Koïta MLI 12.16; 6, Rosa Mystique Jone NRU 13.42; (3) Al-Gasara DQ (ADr10.8) (11.49)

Heat 4: (0.0) 1, Ferguson-McKenzie 11.26; 2, Sailer 11.29; 3, Osayomi 11.49; 4, Tavares 11.64; 5, Ivana Rozman MKD 12.60; 6, Sorai Bella Reklai PLW 13.75; 7, Robina Muqim Yaar AFG 14.24

Heat 5: (-0.7) 1, Bailey 11.29; 2, Polyakova 11.41; 3, Soumaré 11.45; 4, Hutchinson 11.54; 5, Ani Khachikyan ARM 12.30; 6, Alice Khan SEY 12.64; 7, Mariama Bah GUI 13.33

Heat 6: (-0.6) 1, Campbell-Brown 11.34; 2, Okparaebo 11.35; 3, Hackett 11.36; 4, Ferguson 11.57; 5, Gloria Diogo STP 11.78; 6, Philaylack Sackpraseuth LAO 13.42; 7, Azenate Manoa TUV 13.75

Heat 7: (-0.5) 1, Williams 11.36; 2, Harrigan 11.39; 3, Pohrebnyak 11.54; 4, Momoko Takahashi JPN 11.75; 5, Martina Pretelli SMR 12.65; 6, Terani Faremiro PYF 12.96; 7, Tioiti Katutu KIR 14.38

Heat 8: (1.1) 1, Sturup 11.28; 2, Geflikh 11.47; 3, Khubbiyeva 11.63; 4, Serafi Anelies Unani INA 12.05; 5, Elis Lapenmal VAN 13.11; 6, Savannah Sanitosa ASA 14.23

Heat 9: (-0.5) 1, Baptiste 11.42; 2, Lee 11.44; 3, Artymata 11.47; 4, Courtney Patterson ISV 11.88; 5, Pia Tajnikar SLO 11.88; 6, Pauline Kwalea SOL 13.67; 7, Beatriz Mangue GEQ 14.03

Second round (First 3 & 4 fastest to semi-finals) (Aug 16)

Heat 1: (-0.3) 1, Stewart 10.92; 2, Sturup 11.06; 3, Hackett 11.37; 4, Guzel Khubbiyeva UZB 11.43; 5, Ezinne Okparaebo NOR 11.44; 6, Yevgeniya Polyakova RUS 11.52; 7, Ivet Lalova BUL 11.54; 8, Yomara Hinestroza COL 11.76

Heat 2: (0.8) 1, Williams 11.06; 2, Bailey 11.12; 3, Harrigan 11.21; 4, Anim 11.34; 5, Artymata 11.37; 6, Hutchinson 11.40; 7, Chisato Fukushima JPN 11.43; 8, Myriam Soumaré FRA 11.45

Heat 3: (0.1) 1, Campbell-Brown 10.99; 2, Ferguson-McKenzie 11.08; 3, Lee 11.13; 4, Sailer 11.26; 5, Anna Geflikh RUS 11.46; 6, Nataliya Pohrebnyak UKR 11.49; 7, Sónia Tavares POR 11.55; (7) Rakiya Al-Gasara BRN DQ (ADr10.8) (11.51)

Heat 4: (-0.4) 1, Jeter 10.94; 2, Fraser 11.02; 3, Baptiste 11.05; 4, Lucimar de Moura BRA 11.44; 5, Virgil Hodge SKN 11.51; 6, Damola Osayomi NGR 11.55; 7, Sheniqua Ferguson BAH 11.59; 8, Marion Wagner GER 11.64

Semi-finals (First 4 to final) (Aug 17)

Heat 1: (-0.1) 1, Fraser 10.79; 2, Stewart 10.84; 3, Williams 11.01; 4, Ferguson-McKenzie 11.03; 5, Kelly-Ann Baptiste TTO 11.07; 6, Verena Sailer GER 11.24; 7, Tahesia Harrigan IVB 11.34; 8, Ayanna Hutchinson TTO 11.58

Heat 2: (-0.1) 1, Jeter 10.83; 2, Campbell-Brown 11.00; 3, Sturup 11.01; 4, Bailey 11.16; 5, Muna Lee USA 11.18; 6, Vida Anim GHA 11.43; 7, Semoy Hackett TTO 11.45; 8, Eleni Artymata CYP 11.49

Daegu 2011

Final (Aug 29) (-1.4)

1,	Carmelita Jeter	USA	10.90	0.167
2,	Veronica Campbell-Brown	JAM	10.97	0.234
3,	Kelly-Ann Baptiste	TTO	10.98	0.151
4,	Shelly-Ann Fraser-Pryce	JAM	10.99	0.194
5,	Blessing Okagbare	NGR	11.12	0.147
6,	Kerron Stewart	JAM	11.15	0.212
7,	Ivet Lalova	BUL	11.27	0.156
8,	Marshevet Hooker	USA	11.33	0.164

Pre-Daegu form in 2011 indicated a big four, Jeter, Campbell-Brown, Baptiste and the defending champion who was now known as Fraser-Pryce.

It was Fraser-Pryce who took an early lead in the final, with Jeter just behind her. At the biomechanical checkpoint of 64m, Jeter and Fraser-Pryce were level at 7.35 (6.89 pace) from Baptiste (7.39) with Campbell-Brown in fourth (7.42). Jeter went clear in the last 20m, as Fraser-Pryce faded, while Campbell-Brown finished like the 200m virtuoso that she is, catching Baptiste just before the line. For Jeter it was her first major outdoor title after bronzes in Osaka and Berlin. According to the Korean Society for Sports Biomechanics, she took 50.5 steps in the race, the highest total of all the finalists.

There was a preliminary round of five heats for unqualified athletes on the first morning of the championships before the three main rounds of the competition.

Preliminary round (First 3 & 4 fastest to "First" round) (Aug 27)

Heat 1: (-0.1) 1, Martinez 12.14; 2, Loutoy 12.29 (12.286); 3, Detenamo 12.63; 4, Shinelle Proctor AIA 12.89; 5, Chandra Kala Thapa NEP 13.17; 6, Boudsadee Vongdala LAO 13.56; 7, Kabotaake Romeri KIR 13.71; Youlia Camara GUI DQ (Tr16.8)

Heat 2: (-0.5) 1, Atangana 11.57; 2, Ahamada 12.27; 3, Borg 12.29 (12.289); 4, Diogo 12.52; 5, Danté 12.62; 6, Maysa Rejepova TKM 13.43; 7, Mihter Wendolin FSM 14.69

Heat 3: (1.8) 1, Kutu-Akoi 11.62; 2, Ovcharenko 12.26; 3, Taea 12.44; 4, Cobb 12.64; 5, Nafissa Souleymane NIG 12.74; 6, Joycelyn Taurikeni SOL 13.16; 7, Rubie Joy Gabriel PLW 13.48

Heat 4: (1.8) 1, Jung 11.90; 2, Liao 11.98; 3, Paulo 12.85; 4, Maguy Safi Makanda COD 13.05; 5, Asenate Manoa TUV 13.92; 6, Megan West ASA 13.95; 7, Bounkou Camara MTN 14.05

Heat 5: (-1.3) 1, Quive 12.31; 2, Pretelli 12.47; 3, Rožman 12.48; 4, Yvonne Bennett NMI 12.78; 5, Susan Tama VAN 13.29; 6, Belinda Talakai TGA 13.73. (1), Jamaludin DQ (ADr10.8) (12.06)

First round (First 3 & 3 fastest to semi-finals) (Aug 28)

Heat 1: (0.3) 1, Jeter 11.21; 2, Ferguson 11.36; 3, Kwakye 11.42; 4, Nelkis Casabona CUB 11.47; 5, Marta Jeschke POL 11.73; 6, Liao Ching-Hsien TPE 12.16; 7, Kaina Martinez BIZ 12.18; 8, Pollara Cobb GUM 12.55

Heat 2: (1.4) 1, Stewart 11.13; 2, Zang Milama 11.20; 3, Okparaabo 11.21; 4, Andreea Ogrăzeanu ROU 11.47; 5, Phobay Kutu-Akoi LBR 11.61; 6, Joanne Pricilla Loutoy SEY 12.35; 7, Ivana Rožman MKD 12.44; (4), Hackett DQ (ADr10.8) (11.27)

Heat 3: (1.0) 1, Lalova 11.10; 2, Osayomi 11.15; 3, Ahye 11.20; 4, Laura Turner GBR 11.45; 5, Guzel Khubbiyeva UZB 11.46; 6, Yomara Hinestroza COL 11.57; 7, Martina Pretelli SMR 12.28; 8, Patricia Taea COK 12.63

Heat 4: (0.1) 1, Baptiste 11.27; 2, Fukushima 11.35; 3, Santos 11.38; 4, Mikele Barber USA 11.40; 5, Anyika Onuora GBR 11.41; 6, Delphine Atangana CMR 11.56; 7, Anatercia Quive MOZ 12.40; 8, Alda Paulo ANG 13.02

Heat 5: (0.9) 1, Okagbare 11.10; 2, Fraser-Pryce 11.13; 3, Silva 11.27; 4, Olga Bludova KAZ 11.63; 5, Diane Borg MLT 12.22; 6, Lovelite Detenamo NRU 12.51; (4), Inna Eftimova BUL DQ (ADr10.1) (11.36)

Heat 6: (2.2) 1, Soumaré 11.12w; 2, Hooker 11.16; 3, Povh 11.26; 4, Levy 11.34 (11.336); 5, Leena Günther GER 11.36; 6, Jung Hye-Lim KOR 11.88; 7, Feta Ahamada COM 12.22; 8, Gloria Diogo STP 12.46

Heat 7: (0.5) 1, Campbell-Brown 11.19; 2, Mang 11.20; 3, Fedoriva 11.28; 4, Kwadwo 11.29; 5, Nataliya Pogrebnyak UKR 11.34 (11.339); 7, Vladislava Ovcharenko TJK 12.24; 8, Djénébou Danté MLI 12.32. (6), Norjannah Hafiszah Jamaludin MAS DQ (ADr10.8) (11.74)

Semi-finals (First 2 & 2 fastest to final) (Aug 29)

Heat 1: (-1.3) 1, Stewart 11.26; 2, Hooker 11.38; 3, Myriam Soumaré FRA 11.47; 4, Ezinne Okparaabo NOR 11.48; 5, Michelle-Lee Ahye TTO 11.48; 6, Jeanette Kwakye GBR 11.48; 7, Yasmin Kwadwo GER 11.54; 8, Damola Osayomi NGR 11.58

Heat 2: (-1.4) 1, Fraser-Pryce 11.03; 2, Campbell-Brown 11.06; 3, Okagbare 11.22; 4, Ruddy Zang Milama GAB 11.43; 5, Olesya Povh UKR 11.48; 6, Sheniqua Ferguson BAH 11.59; 7, Rosângela Santos BRA 11.61; (4), Semoy Hackett TTO DQ (ADr10.8) (11.35)

Heat 3: (-1.5) 1, Jeter 11.02; 2, Baptiste 11.05; 3, Lalova 11.23; 4, Véronique Mang FRA 11.44; 5, Jura Levy JAM 11.53; 6, Aleksandra Fedoriva RUS 11.54; 7, Ana Cláudia Silva BRA 11.55; 8, Chisato Fukushima JPN 11.59

Moscow 2013

Final (Aug 12) (-0.3)

1,	Shelly-Ann Fraser-Pryce	JAM	10.71	0.174
2,	Murielle Houré	CIV	10.93	0.165
3,	Carmelita Jeter	USA	10.94	0.156
4,	English Gardner	USA	10.97	0.151
5,	Kerron Stewart	JAM	10.97	0.229
6,	Blessing Okagbare	NGR	11.04	0.154
7,	Alex Anderson	USA	11.10	0.159
8,	Octavious Freeman	USA	11.16	0.179

The former champion Fraser-Pryce had retained her Olympic title in 2012, and her run in the first round at Moscow indicated she was again the one to beat in a World Championship. She won the race in 11.15 after slackening off after only 30m.

In the final Gardner and Fraser-Pryce started fastest, but the winner was evident by 20m. At that point the Jamaican was already half a metre ahead, and she extended the lead the whole way, passing 60m in 6.84 by video analysis. Behind SAFF, Houré just held off Jeter 10.93 to 10.94, with Gardner edging Stewart for fourth as both ran 10.97.

First round (First 3 & 6 fastest to semi-finals) (Aug 11)

Heat 1: (-0.3) 1, Sailer 11.11; 2, Freeman 11.16; 3, Okparaabo 11.23; 4, Sánchez 11.41; 5, Povh 11.41; 6, Kateřina Čechová CZE 11.67; 7, Yvonne Nalishuwa ZAM 12.47; 8, Pauline Kwalea SOL 13.53

Heat 2: (-0.4) 1, Stewart 11.02; 2, Anderson 11.13; 3, Philip 11.29; 4, Pinto 11.38; 5, Lina Grinčikaitė LTU 11.48; 6, Tahesia Harrigan IVB 11.61; 7, Lovelite Detenamo NRU 12.35; 8, Hereiti Bernardino PYF 12.84

Heat 3: (-0.5) 1, Gardner 10.94; 2, Lalova 11.18; 3, Brooks 11.32; 4, Soumaré 11.34; 5, Melissa Breen AUS 11.47; 6, Cache Armbrister BAH 11.55; 7, Martina Pretelli SMR 12.73; 8, Kabotaake Romeri KIR 13.39

Heat 4: (-0.3) 1, Fraser-Pryce 11.15; 2, Krasucki 11.17; 3, Asumnu 11.27; 4, Pohrebnyak 11.28; 5, Ahye 11.37; 6, Toea Wisil PNG 11.61; 7, Fong Yee Pui HKG 12.15

Heat 5: (-0.6) 1, Okagbare 11.03; 2, Silva 11.08; 3, Calvert 11.20; 4, Stella Akakpo FRA 11.43; 5, Hanna-Maari Latvala FIN 11.45; 6, Katsiaryna Hanchar BLR 11.63; 7, Vladislava Ovcharenko TJK 12.37

Heat 6: (-0.6) 1, Houré 11.22; 2, Jeter 11.24; 3, Ferguson 11.33; 4, Ángela Tenorio ECU 11.53; 5, Stephanie Kalu NGR 11.67; 6, Patricia Taea COK 12.39; 7, Rubie Joy Gabriel PLW 13.25

Semi-finals (First 2 & 2 fastest to final) (Aug 12)

Heat 1: (-0.4) 1, Okagbare 11.08; 2, Freeman 11.08; 3, Verena Sailer GER 11.16; 4, Schillonie Calvert JAM 11.28; 5, Michelle-Lee Ahye TTO 11.33; 6, Franciela Krasucki BRA 11.34; 7, Asha Philip GBR 11.35; 8, Olesya Povh UKR 11.43

Heat 2: (-0.4) 1, Jeter 10.95; 2, Houré 10.95; 3, Gardner 11.00; 4, Ana Cláudia Silva BRA 11.25; 5, Nataliya Pohrebnyak UKR 11.36; 6, Sheri-Ann Brooks JAM 11.40; 7, Ezinne Okparaabo NOR 11.41; 8, Mariely Sánchez DOM 11.41

Heat 3: (-0.1) 1, Fraser-Pryce 10.87; 2, Stewart 10.97; 3, Anderson 11.01; 4, Ivet Lalova BUL 11.10; 5, Myriam Soumaré FRA 11.31; 6, Sheniqua Ferguson BAH 11.35; 7, Gloria Asumnu NGR 11.44; 8, Tatjana Pinto GER 11.54

Beijing 2015

Final (Aug 24) (-0.3)

1,	Shelly-Ann Fraser-Pryce	JAM	10.76	0.161
2,	Dafne Schippers	NED	10.81	0.129
3,	Tori Bowie	USA	10.86	0.153
4,	Veronica Campbell-Brown	JAM	10.91	0.137
5,	Michelle-Lee Ahye	TTO	10.98	0.145
6,	Kelly-Ann Baptiste	TTO	11.01	0.127
7,	Natasha Morrison	JAM	11.02	0.200
8,	Blessing Okagbare	NGR	11.02	0.185

Fraser-Pryce's reaction to the gun in the final was slow, but her pick-up was extraordinary. She was clearly in the lead by 10m, and was more than a metre clear by halfway, with Schippers leading the chase. At 60m the top two were timed at 6.88 & 6.97. The Dutchwoman had broken her national record with 10.83 in the semi-finals. Now she clocked 10.81 after closing to within half a metre of the Jamaican at the finish. Bowie also finished strongly to take third place. For Fraser-Pryce it was a record third 100m world title, her only regret being that she had been unable to duck below 10.70.

In the semi-finals, Moscow silver medallist Houré became the first woman to be eliminated with a time of less than 11 seconds.

First round (First 3 & 3 fastest to semi-finals) (Aug 23)

Heat 1: (0.5) 1, Bowie 10.88; 2, Campbell-Brown 11.04; 3, Philip 11.28; 4, Gina Lückenkemper GER 11.34; 5, Olga Safronova KAZ 11.49; 6, Inna Eftimova BUL 11.50; 7, Valentina Meredova TKM 12.25; 8, Lidiane Lopes CPV 12.43

Heat 2: (-1.3) 1, Okagbare 11.07; 2, Morrison 11.08; 3, Zybakina 11.24; 4, Naomi Sedney NED 11.41; 5, Verena Sailer GER 11.41; 6, Melissa Breen AUS 11.61; 7, Lihen Jonas FSM 13.70; Charlotte Wingfield MLT DQ (Tr16.8)

Heat 3: (-1.2) 1, Ahye 10.98; 2, Lalova-Collio 11.09; 3, Houré 11.10; 4, Okparaebo 11.12; 5, Crystal Emmanuel CAN 11.33; 6, Isidora Jiménez CHI 11.47; 7, Aziza Sbaity LIB 11.98; 8, Patricia Taea COK 12.34

Heat 4: (2.3) 1, Fraser-Pryce 10.88w; 2, Ta Lou 10.95; 3, Horn 11.08; 4, Papaioannou 11.29; 5, Rebekka Haase GER 11.29; 6, Nediám Vargas VEN 11.51; Jamile Samuel NED DQ (Tr16.8)

Heat 5: (-1.6) 1, Schippers 11.01; 2, Hackett 11.16; 3, Todd 11.29; 4, Olesya Povh UKR 11.40; 5, Tahesia Harrigan IVB 11.47; 6, Kimberly Hyacinthe CAN 11.54; 7, Adriana Alves ANG 12.19; 8, Regine Tugade GUM 12.60

Heat 6: (1.5) 1, Baptiste 11.13; 2, Kambundji 11.17; 3, Simpson 11.22; 4, Wei 11.28; 5, Khamica Bingham CAN 11.30; 6, Narcisa Landázuri ECU 11.48; 7, Hafsatu Kamara SLE 12.13; 8, Marlén Mevong GEQ 12.56

Heat 7: (-0.5) 1, Santos 11.14; 2, Gardner 11.16; 3, Fukushima 11.23; 4, Maja Mihalinec SLO 11.42; 5, Sheniqua Ferguson BAH 11.48; 6, Nataliya Pohrebnyak UKR 11.62; 7, Andrea Purica VEN 11.62

Semi-finals (First 2 & 2 fastest to final) (Aug 24)

Heat 1: (0.5) 1, Fraser-Pryce 10.82; 2, Okagbare 10.89; 3, Marie Josée Ta Lou CIV 11.04; 4, Sherone Simpson JAM 11.06; 5, Semoy Hackett TTO 11.13; 6, English Gardner USA 11.13; 7, Asha Philip GBR 11.21; 8, Wei Yongli CHN 11.27

Heat 2: (0.9) 1, Bowie 10.87; 2, Baptiste 10.90; 3, Morrison 10.96; 4, Rosângela Santos BRA 11.07; 5, Mujinga Kambundji SUI 11.07; 6, Viktoriya Zybakina KAZ 11.19; 7, Chisato Fukushima JPN 11.32; 8, Ramona Papaioannou CYP 11.38

Heat 3: (-0.2) 1, Schippers 10.83; 2, Campbell-Brown 10.89; 3, Ahye 10.97; 4, Murielle Houré CIV 10.98; 5, Ivet Lalova-Collio BUL 11.13; 6, Carina Horn RSA 11.15; 7, Ezinne Okparaebo NOR 11.19; 8, Jasmine Todd USA 11.21

London 2017**Final (Aug 6) (0.1)**

1,	Tori Bowie	USA	10.85	0.182
2,	Marie Josée Ta Lou	CIV	10.86	0.180
3,	Dafne Schippers	NED	10.96	0.155
4,	Murielle Houré	CIV	10.98	0.184
5,	Elaine Thompson	JAM	10.98	0.200
6,	Michelle-Lee Ahye	TTO	11.01	0.151
7,	Rosângela Santos	BRA	11.06	0.150
8,	Kelly-Ann Baptiste	TTO	11.09	0.142

Ta Lou started fastest in the final, with her teammate Houré the nearest challenger. At the halfway mark Ta Lou led by half a metre from Houré, Bowie, Thompson and Baptiste in a line. The Trinidadian then faded, while Thompson seemed to stumble at 60m. Bowie and Schippers finished fastest of all, with the Dutch sprinter moving from eighth at halfway to third at the finish. Bowie caught Ta Lou in the last 10m, dipping sharply to win by 0.01 before falling over, suffering cuts and bruises. Her race halves took 6.11/4.74 compared with Ta Lou's 6.09/4.77.

Thompson, the double Olympic Champion, had been ill in the call room, but offered no excuse for her loss in interviews. Bowie seemed disbelieving after the race: "Am I really World Champion? Right now it hasn't sunk in."

First round (First 3 & 6 fastest to semi-finals) (Aug 5)

Heat 1: (1.3) 1, Lückenkemper 10.95; 2, Houré 11.04; 3, Levy 11.09; 4, Philip 11.14; 5, Toea Wisil PNG 11.41; 6, Naomi Sedney NED 11.43; 7, Loi Im Lan MAC 12.00; 8, Yelena Ryabova TKM 12.27

Heat 2: (0.8) 1, Thompson 11.05; 2, Emmanuel 11.14; 3, Washington 11.28; 4, Wei Yongli CHN 11.37; 5, Khalifa St. Fort TTO 11.44; 6, Orphee Neola FRA 11.58; 7, Charlotte Wingfield MLT 11.82

Heat 3: (-0.3) 1, Bowie 11.05; 2, Okagbare 11.22; 3, Lalova-Collio 11.31; 4, Henry 11.32; 5, Angela Tenorio ECU 11.33; 6, Jamile Samuel NED 11.52; 7, Patricia Taea COK 12.18; 8, Marie Charlotte Gastaud MON 13.52

Heat 4: (0.0) 1, Ta Lou 11.00; 2, Schippers 11.08; 3, Horn 11.28; 4, Kora 11.30; 5, Carolle Zahi FRA 11.41; 6, Narcisa Landázuri ECU 11.59; 7, Rechelle Meade AIA 12.67; 8, Hereiti Bernardino PYF 12.88

Heat 5: (-0.1) 1, Santos 11.04; 2, Kambundji 11.14; 3, Ahye 11.14; 4, Facey 11.29; 5, Leya Buchanan CAN 11.84; 6, Dutee Chand IND 12.07; 7, Gorete Semedo STP 12.46; Tatjana Pinto GER DQ (Tr16.8)

Heat 6: (0.6) 1, Neita 11.15; 2, Stevens 11.17; 3, Morrison 11.21; 4, Baptiste 11.21; 5, Swoboda 11.24; 6, Andrea Purica VEN 11.43; 7, Marcelle Cecilia Bouele Bondo CGO 12.15; 8, Zarinae Sapong NMA 13.29

Semi-finals (First 2 & 2 fastest to final) (Aug 6)

Heat 1: (0.8) 1, Ta Lou 10.87; 2, Schippers 10.98; 3, Baptiste 11.07; 4, Daryll Neita GBR 11.16; 5, Jura Levy JAM 11.19; 6, Simone Facey JAM 11.23; 7, Ivet Lalova-Collio BUL 11.25; 8, Deajah Stevens USA 11.32

Heat 2: (-0.2) 1, Thompson 10.84; 2, Santos 10.91; 3, Mujinga Kambundji SUI 11.11; 4, Crystal Emmanuel CAN 11.14; 5, Desiree Henry GBR 11.24; 6, Carina Horn RSA 11.26; 7, Ariana Washington USA 11.29; 8, Ewa Swoboda POL 11.35

Heat 3: (0.2) 1, Bowie 10.91; 2, Houré 10.99; 3, Ahye 11.04; 4, Blessing Okagbare NGR 11.08; 5, Natasha Morrison JAM 11.15; 6, Gina Lückenkemper GER 11.16; 7, Asha Philip GBR 11.19; 8, Salomé Kora SUI 11.31

Doha 2019**Final (Sep 29) (0.1)**

1,	Shelly-Ann Fraser-Pryce	JAM	10.71	0.134
2,	Dina Asher-Smith	GBR	10.83	0.129
3,	Marie Josée Ta Lou	CIV	10.90	0.171
4,	Elaine Thompson	JAM	10.93	0.143
5,	Murielle Houré	CIV	11.02	0.142
6,	Jonielle Smith	JAM	11.06	0.117
7,	Teahna Daniels	USA	11.19	0.156
	Dafne Schippers	NED	DNS	

Fraser-Pryce, back from maternity, started her campaign in style by winning the very first heat in 10.80. She, Ta Lou and Asher-Smith were the other sub-11ers in both round one and the semi-finals. In the final, SAFP sported a rainbow coloured hairdo. She took a slim but clear lead by 10m, and simply extended that to the finish, passing 60m in 6.81 according to analysis by a high speed camera. That was the fastest ever time recorded by a woman at that distance, quicker even than 6.85 by Marion Jones in 1999 and 6.87 reported during the 10.49 world record of Florence Griffith Joyner.

Britain's first ever finalist at this event, Asher-Smith (6.91 at 60m) won the race for silver. She drew away from Ta Lou and Thompson in the last 25m. For Fraser-Pryce (32) the oldest to win the 100m, it was a record fourth title, and gave rise to the view that the Jamaican was the greatest female 100m runner of all-time. She celebrated in front of a sparse crowd with her young son Zyon. The 2017 champion Bowie withdrew from the semi-finals. No reason was given, but she returned a week later to place fourth in the long jump.

First round (First 3 & 6 fastest to semi-finals) (Sep 28)

Heat 1: (-0.2) 1, Pryce 10.80; 2, Houré 11.05; 3, Lückenkemper 11.29; 4, Swoboda 11.29; 5, Diana Vaisman ISR 11.39; 6, Tebogom Mamathu RSA 11.42; 7, Andrea Purica VEN 11.96; 8, Saraswati Chaudhary NEP 12.72

Heat 2: (-0.3) 1, Ta Lou 10.85; 2, Neita 11.12; 3, Pinto 11.19; 4, Yongli 11.28; 5, Emmanuel 11.30; 6, Marije van Hünenstijn NED 11.48; 7, Inna Eftimova BUL 11.79; 8, Gorete Semedo STP 12.17

Heat 3: (-0.4) 1, Thompson 11.14; 2, Baptiste 11.21; 3, Akinosun 11.23; 4, Ge 11.28; 5, Orlann Ombissa-Dzangue FRA 11.34; 6, Asha Philip GBR 11.35; 7, Dutee Chand IND 11.48; 8, Zarinae Sapong NMA 13.14

Heat 4: (-0.1) 1, Smith 10.96; 2, Gardner 11.20; 3, Smith 11.20; 4, Gaither 11.24; 5, Maja Mihalinec SLO 11.32; 6, Salomé Kora SUI 11.48; 7, Lorène Dorcas Bazolo POR 11.51; 8, Charlotte Afriat MON 12.67

Heat 5: (-0.1) 1, Kambundji 11.17; 2, Xiaojing 11.18; 3, Bowie 11.30; 4, Angela Tenorio ECU 11.40; 5, Vitoria Cristina Rosa BRA 11.41; 6, Zoe Hobbs NZL 11.58; 7, Hellen Makumba ZAM 11.73; Blessing Okagbare NGR DNS

Heat 6: (-0.3) 1, Schippers 11.17; 2, Daniels 11.20; 3, Bass 11.25; 4, Lansiquot 11.31; 5, Rosângela Santos BRA 11.32; 6, Ajla Del Ponte SUI 11.36; 7, Olga Safronova KAZ 11.40; 8, Loi Im Lan MAC 12.10

Semi-finals (First 2 & 2 fastest to final) (Sep 29)

Heat 1: (0.8) 1, Ta Lou 10.87; 2, Thompson 11.00; 3, Daniels 11.10; 4, Daryll Neita GBR 11.18; 5, Tynia Gaither BAH 11.20; 6, Gina Bass GAM 11.24; 7, Wei Yongli CHN 11.28; 8, Gina Lückenkemper GER 11.30

Heat 2: (0.5) 1, Smith 10.87; 2, Smith 11.06; 3, Mujinga Kambundji SUI 11.10; 4, Morolake Akinosun USA 11.17; 5, Liang Xiaojing CHN 11.20; 6, Ewa Swoboda POL 11.27; 7, Crystal Emmanuel CAN 11.29; English Gardner USA DNF

Heat 3: (-0.4) 1, Pryce 10.81; 2, Houré 11.05; 3, Schippers 11.07; 4, Kelly-Ann Baptiste TTO 11.19; 5, Tatjana Pinto GER 11.29; 6, Ge Manqi CHN 11.31; 7, Imani Lansiquot GBR 11.35; Tori Bowie USA DNS

100 METRES**Multiple Medallists:**

4	Merlene Ottey	JAM	87-3, 91-3, 93-2, 95-2
	Carmelita Jeter	USA	07-3, 09-3, 11-1, 13-3
	Shelly-Ann Fraser-Pryce	JAM	09-1, 13-1, 15-1, 19-1
3	Gwen Torrence	USA	91-2, 93-3, 95-1
	Katerina Théanou	GRE	99-3, 01-2, 03-3
	Veronica Campbell/Brown	JAM	05-2, 07-1, 11-2

Women's 100 Metres, continued

Multiple Medallists

2	Marion Jones	USA	97-1, 99-1
	Zhanna Pintusevich/Block	UKR	97-2, 01-1
	Chandra Sturup	BAH	01-3, 03-2
	Lauryn Williams	USA	05-1, 07-2
	Dafne Schippers	NED	15-2, 17-3
	Tori Bowie	USA	15-3, 17-1
	Marie-Josée Ta Lou	CIV	17-2, 19-3

Most Finals:

6	Ottey		83-4, 87-3, 91-3, 93-2, 95-2, 97-7
---	-------	--	------------------------------------

Most Appearances:

8	Ottey	JAM/SLO	83-4, 87-3, 91-3, 93-2, 95-2, 97-7, 03-4s1, 07-4h1
---	-------	---------	--

National Placings:

	1	2	3	4	5	6	7	8	Points
USA	8	3	6	5	5	1	4	4	181
JAM	5	5	2	5	3	4	4	2	146
GER	3	2	-	-	-	2	-	-	44
BAH	-	1	2	1	1	1	2	-	35
CIV	-	2	1	1	1	-	-	-	29
UKR	1	1	-	1	1	-	-	-	24
FRA	-	-	1	2	-	2	-	-	22
NGR	-	-	-	-	2	2	2	3	21
GRE	-	1	2	-	-	-	-	-	19
TTO	-	-	1	-	1	2	-	1	17
RUS	-	-	1	1	-	1	-	-	14
NED	-	1	1	-	-	-	-	-	13
CAN	-	-	-	-	1	1	1	-	9
GBR	-	1	-	-	-	-	-	-	7
BUL	-	-	-	-	1	-	1	-	6
URS	-	-	-	1	-	-	-	-	5
BEL	-	-	-	-	1	-	-	-	4
FIN	-	-	-	-	-	1	-	-	3
BRA	-	-	-	-	-	-	1	-	2
BLR	-	-	-	-	-	-	-	1	1
CUB	-	-	-	-	-	-	-	1	1
Totals	17	17	17	17	17	17	15	12	603

5, Mensah 24.91; 6, Marisol García NCA 25.92; 7, Marie-Ange Wirtz SEY 26.13

Second round (First 4 & 4 fastest to semi-finals) (Aug 12)

Heat 1: (1.3) 1, Jackson 23.06; 2, Nuneva 23.22; 3, Boyd 23.28; 4, Olkhovnikova 23.48; 5, Dorthe A. Rasmussen DEN 23.61; 6, Ute Thimm FRG 23.68; 7, Lydia de Vega PHI 24.16; Mary Mensah GHA DNS

Heat 2: (1.4) 1, Cook 22.78; 2, Kasprzyk 22.93; 3, Marjamaa 23.11; 4, Georgieva 23.14; 5, Marie-Christine Cazier FRA 23.30; 6, Štěpánka Sokolová TCH 23.75; 7, Margarita Grun URU 24.59; 8, Mo Myong-Hee KOR 24.74

Heat 3: (-0.3) 1, Ottey 22.38; 2, Griffith 22.55; 3, Bailey 23.25; 4, Masullo 23.58; 5, Sandra Whittaker GBR 23.58; 6, Pauline Davis BAH 23.64; 7, Rufina Ubah NGR 24.72; Evelynne Farrell AHO DNS

Heat 4: (1.2) 1, Koch 23.03; 2, Baptiste 23.29; 3, Gaschet 23.38; 4, Givens 23.43; 5, Lena Möller SWE 23.56; 6, Yelena Vinogradova URS 23.60; 7, Ruperta Charles ANT 24.09; Elanga Buala PNG DNS

Semi-finals (First 4 to final) (Aug 13)

Heat 1: (2.1) 1, Griffith 22.41w; 2, Cook 22.57; 3, Nuneva 22.62; 4, Jackson 22.76; 5, Helinä Marjamaa FIN 22.86; 6, Denise Boyd AUS 23.26; 7, Marisa Masullo ITA 23.36; 8, Irina Olkhovnikova URS 23.38

Heat 2: (0.8) 1, Koch 22.67; 2, Ottey 22.68; 3, Bailey 22.82; 4, Kasprzyk 23.02; 5, Joan Baptiste GBR 23.24; 6, Nadezhda Georgieva BUL 23.26; 7, Randy Givens USA 23.34; 8, Liliane Gaschet FRA 23.37

Rome 1987

Final (Sep 3) (1.2)

1, ¹³¹ Silke Gladisch	GDR	21.74	11.09/10.65
2, ¹⁸¹ Florence Griffith	USA	21.96	11.39/10.57
3, ¹⁴¹ Merlene Ottey	JAM	22.06	11.35/10.71
4, ¹¹¹ Pam Marshall	USA	22.18	11.57/10.61
5, ¹⁵¹ Gwen Torrence	USA	22.40	11.69/10.71
6, ¹⁸¹ Mary Onyali	NGR	22.52	11.67/10.85
7, ¹²¹ Ewa Kasprzyk	POL	22.52	11.68/10.84
8, ¹⁷¹ Nadezhda Georgieva	BUL	22.55	11.68/10.87

After her 100m win, Gladisch was a solid favourite. However, the centre of attention was Florence Griffith, who had placed fourth in Helsinki. In 27th heat and 73% humidity, the 27 year-old American won her heat and semi in a skin-tight bodysuit complete with hood. Griffith's running was also notable, for she clocked the fastest semi-final time and looked as if she might possibly spoil the chances of a GDR sprint double.

In the final, Gladisch was drawn in lane 3 with Ottey and Griffith directly outside her. An 11.09 100m bend by the GDR runner (according to the IAF scientific report) gave her a big advantage at halfway. Only Griffith, now in conventional garb, was able to gain ground on Gladisch in the straight. Her 10.57 second half was a pointer to her exploits in 1988 as 'Flo-Jo'. Ottey collected her second Rome bronze medal. The winning time was just 0.03 slower than the world record shared by Marita Koch and Heike Drechsler, and the winner was coached by the same man as Koch: Wolfgang Meier.

First round (First 3 & 4 fastest to semi-finals) (Sep 1)

Heat 1: (-3.4) 1, Gladisch 22.44; 2, Torrence 22.61; 3, Bailey 22.94; 4, Ogunkoya 23.12; 5, Natalya German URS 23.26; 6, Zoila Stewart CRC 24.75; 7, Jabou Jawo GAM 25.50; 8, Elizabeth Arteaga BOL 26.11

Heat 2: (-0.6) 1, Georgieva 22.77; 2, Marshall 22.84; 3, Ikauniece 22.98; 4, Sarvari 23.02; 5, Morgenstern 23.04; 6, Claudia Acerenza URU 24.24; 7, Sheila Vyapoury MRI 25.32; 8, Ahmed Hana Aly PRY 29.00

Heat 3: (-2.6) 1, Onyali 22.87; 2, Kasprzyk 22.98; 3, Davis 23.08; 4, Cazier 23.12; 5, Silke Knoll FRG 23.40; 6, Aminata Diarra MLI 26.46; 7, Denise Oubangui CAF 28.37; Blanca Lacambra ESP DNS

Heat 4: (-0.6) 1, Griffith 22.56; 2, Azarashvili 22.94; 3, Ottey 23.19; 4, Ingrid Verbruggen BEL 23.77; 5, Amparo Caicedo COL 24.30; 6, Guilhermina Cruz ANG 25.74; Angella Issajenko CAN DNS

Semi-finals (First 4 to final) (Sep 3)

Heat 1: (-1.0) 1, Ottey 22.43; 2, Gladisch 22.54; 3, Marshall 22.67; 4, Georgieva 22.72; 5, Pauline Davis BAH 22.89; 6, Angela Bailey CAN 22.97; 7, Vineta Ikauniece URS 23.25; 8, Falilat Ogunkoya NGR 23.71

Heat 2: (-1.9) 1, Griffith 22.38; 2, Onyali 22.54; 3, Kasprzyk 22.60; 4, Torrence 22.61; 5, Marie-Christine Cazier FRA 22.89; 6, Maya Azarashvili URS 22.91; 7, Ulrike Sarvari FRG 23.04; 8, Heike Morgenstern GDR 23.06

Tokyo 1991

Final (Aug 30) (-2.4)

1, ¹³¹ Katrin Krabbe	GER	22.09	11.07/11.02
2, ¹⁴¹ Gwen Torrence	USA	22.16	11.30/10.86

200 Metres

Helsinki 1983

Final (Aug 14) (1.5)

			Halves
1, ¹⁶¹ Marita Koch	GDR	22.13	11.28/10.85
2, ¹⁷¹ Merlene Ottey	JAM	22.19	11.42/10.77
3, ¹³¹ Kathy Cook	GBR	22.37	11.55/10.82
4, ¹¹¹ Florence Griffith	USA	22.46	11.56/10.90
5, ¹⁸¹ Grace Jackson	JAM	22.63	11.67/10.96
6, ¹⁵¹ Aneliya Nuneva	BUL	22.68	11.58/11.10
7, ¹²¹ Angela Bailey	CAN	22.93	
8, ¹⁴¹ Ewa Kasprzyk	POL	23.03	

An early-season injury had led Marita Koch to contest the sprints in 1983 rather than her usual 400m, where she was the Olympic Champion. She was also regarded as the world's best half-lap runner, but was given a close race by Ottey, who had been unbeaten all year.

Koch (lane 6) had Ottey (lane 7) in her sights in the final and led by a metre as the start of the finishing straight. The GDR runner held this advantage until the final 50m, when Ottey inched closer, but Koch held on for victory. On the other side of the track, Cook edged ahead of Griffith for the bronze. The Briton had the quickest second half according to the Czechoslovakian biomechanical report of Helsinki.

First round (First 4 & 8 fastest to second round) (Aug 12)

Heat 1: (0.0) 1, Baptiste 23.34; 2, Koch 23.59; 3, Gaschet 23.60; 4, De Vega 24.45; 5, Félicite Bada BEN 26.98; 6, Marjorie Gentle BIZ 27.90; 7, Annah Mathunjwa SWZ 29.38

Heat 2: (1.3) 1, Griffith 23.05; 2, Cazier 23.55; 3, Bailey 23.93; 4, Charles 24.11; 5, Koumba Kante GUI 27.86; 6, Rose King IVB 28.50; Amie Ndow GAM DQ

Heat 3: (2.5) 1, Cook 23.20w; 2, Masullo 23.37; 3, Georgieva 23.53; 4, Sokolová 23.82; 5, Ubah 24.12; 6, Grun 24.84; 7, Sandra Liburd SKN 26.13; 8, Cornelia Baptiste LCA 26.29

Heat 4: (-0.7) 1, Jackson 23.09; 2, Kasprzyk 23.21; 3, Nuneva 23.31; 4, Thimm 23.56; 5, Whittaker 23.63; 6, Mo 24.63; 7, Farrell 25.52; 8, Florence Gaza SOL 30.43

Heat 5: (-1.9) 1, Ottey 23.23; 2, Olkhovnikova 23.65; 3, Marjamaa 23.82; 4, Rasmussen 23.84; 5, Möller 23.99; 6, Buala 25.59; 7, Judith Nimpaye BDI 30.25

Heat 6: (1.9) 1, Givens 23.01; 2, Vinogradova 23.37; 3, Boyd 23.38; 4, Davis 23.57;

3, ¹⁵¹	Merlene Ottey	JAM	22.21	11.17/11.04
4, ¹⁷¹	Irina Privalova	URS	22.28	11.25/11.03
5, ¹¹¹	Galina Malchugina	URS	22.66	11.50/11.16
6, ¹⁶¹	Dannette Young	USA	22.87	11.48/11.39
7, ¹²¹	Pauline Davis	BAH	22.90	11.67/11.23
8, ¹⁸¹	Yelena Vinogradova	URS	23.10	11.60/11.50

The order of the Tokyo 100m final was repeated, meaning that Krabbe had won a sprint double while Ottey was left with her fifth world championship bronze – and her first 200m defeat since May 1989.

The race followed the same pattern as the 100m. Krabbe got the best start (11.07 at halfway), then surged clear. Ottey chased in vain before losing the silver to Torrence. The American was easily the quickest in the second half of the race. The final took place in pouring rain.

First round (First 4 & 4 fastest to second round) (Aug 29)

Heat 1: (-0.5) 1, Torrence 23.09; 2, Jean-Charles 23.13; 3, Davis 23.31; 4, Wang 23.72; 5, Govindasamy 24.09; 6, Rosanna Browne AIA 24.80; 7, Deirdre Caruana MLT 25.39; Mary Estelle Kapalu VAN DNS

Heat 2: (-0.8) 1, Ottey 23.25; 2, Malchugina 23.44; 3, Duporty CUB 23.71; 4, Ouiminga 25.32; 5, Vaciseva Tavaga FIJ 25.48; 6, Denise Oubangui CAF 26.03; 7, Juliana Nzang Obiang GEQ 28.17

Heat 3: (-0.3) 1, Jones 23.32; 2, Privalova 23.39; 3, Pina 23.83; 4, Jacobs 23.87; 5, Kozáry 23.99; 6, Jane Thondojee MRI 25.46; 7, Jatamsuren Otgonchineg MGL 25.48; 8, Feroza Khatton BAN 26.14

Heat 4: (-0.3) 1, Young 22.77; 2, Vinogradova 22.93; 3, Knoll 23.09; 4, Nestoret 23.39; 5, Masullo 23.75; 6, Claudia Acerenza URU 24.66; 7, Mpoka Mokosi COD 27.21; 8, Fathimath Fezleen MDV 28.30

Heat 5: (-0.1) 1, Hanhijoki 23.12; 2, Stoute 23.18; 3, Krabbe 23.23; 4, Kolodni 24.22; 5, Dube 24.22; 6, Olga Conte ARG 24.97; 7, Aminata Konate GUI 25.12

Second round (First 4 & 4 fastest to semi-finals) (Aug 29)

Heat 1: (-0.4) 1, Krabbe 22.46; 2, Young 22.49; 3, Malchugina 22.49; 4, Jean-Charles 23.23; 5, Kolodni 23.61; 6, Mariama Ouiminga BUR 25.23; Jennifer Stoute GBR DNF; Gailey Dube ZIM DNS

Heat 2: (1.4) 1, Torrence 22.52; 2, Davis 22.82; 3, Vinogradova 22.82; 4, Hanhijoki 23.17; 5, Jacobs 23.37; 6, Duporty 23.46; 7, Wang Huei-Chen TPE 23.63; 8, Shanti Govindasamy MAS 24.19

Heat 3: (0.3) 1, Ottey 22.64; 2, Privalova 22.89; 3, Knoll 22.97; 4, Jones 23.03; 5, Nestoret 23.46; 6, Marisa Masullo ITA 23.70; 7, Claudette Piña BRA 23.80; 8, Agnes Kozáry HUN 23.99

Semi-finals (First 4 to final)

Heat 1: (-3.4) 1, Krabbe 22.30; 2, Young 22.69; 3, Davis 22.80; 4, Vinogradova 22.83; 5, Esther Jones USA 23.22; 6, Julia Duporty CUB 23.58; 7, Valérie Jean-Charles FRA 23.64; 8, Simmone Jacobs GBR 23.72

Heat 2: (-5.1) 1, Torrence 22.58; 2, Ottey 22.59; 3, Privalova 22.70; 4, Malchugina 22.92; 5, Silke Knoll GER 23.49; 6, Maguy Nestoret FRA 23.79; 7, Sisko Hanhijoki FIN 24.12; 8, Orit Kolodni ISR 24.27

Stuttgart 1993

Final (Aug 19) (0.0)

1, ¹⁴¹	Merlene Ottey	JAM	21.98	11.15/10.83
2, ¹⁶¹	Gwen Torrence	USA	22.00	11.20/10.72
3, ¹³¹	Irina Privalova	RUS	22.13	11.30/10.83
4, ¹⁷¹	Marie-José Pérec	FRA	22.20	11.33/10.87
5, ¹²¹	Mary Onyali	NGR	22.32	11.36/10.96
6, ¹⁸¹	Natalya Voronova	RUS	22.50	11.33/11.17
7, ¹⁵¹	Galina Malchugina	RUS	22.50	11.48/11.02
8, ¹¹¹	Dannette Young	USA	23.04	11.88/11.16

On her eighth attempt, Merlene Ottey at last won an individual world outdoor gold medal. After coming off the bend a metre or so up on Olympic Champion Torrence, the Jamaican seemed to be heading for a comfortable victory. But just as she had in Tokyo, Torrence produced a fearsome finish. Ottey, meanwhile, lost her form 10m before the line and began to overstride. The American ran the final 50m in 5.56 compared with Ottey's 5.65, but fell short by two hundredths. Even so, a replay was required to confirm the Jamaican's win.

"I finally got it," said the woman who won a bronze medal at the 1980 Moscow Olympic Games. She was greeted by an ovation of more than two minutes when she stepped up to receive her medal.

First round (First 4 & 4 fastest to Second round) (Aug 17)

Heat 1: (0.1) 1, Ottey 23.39; 2, Merry 23.49; 3, Steyn 23.80; 4, Burtasenkova 23.94; 5, Lusia Puleanga TGA 26.40; 6, Ruth Mangue GEQ 28.89; Lydia De Vega PHI DNS

Heat 2: (-0.7) 1, Malchugina 22.94; 2, Freeman 23.28; 3, Vorster 23.43; 4, Bowen 23.66; 5, Joseph 24.29; 6, Deirdre Caruana MLT 25.96; 7, Nguyen Thi Tuyet Mai VIE 26.55

Heat 3: (-1.0) 1, Knoll 23.21; 2, Tröger 23.66; 3, Hernesniemi 23.69; 4, Nkoma 23.97; 5, Guilhermina da Cruz ANG 25.16; 6, Natalie Martindale STV 26.77; Melinda Gainsford AUS DNS

Heat 4: (-0.4) 1, Jardim 23.45; 2, Voronova 23.45; 3, Torrence 23.46; 4, Poelman 23.53; 5, Stoute 23.83; 6, Mirna El-Laz LBN 26.97; 7, Aminath Nasheeda MDV 30.24

Heat 5: (0.2) 1, Pérec 23.04; 2, Duhaney 23.29; 3, Young 23.43; 4, Mensah 23.67; 5, Samuel 24.01; 6, Rita Pattiipeilou INA 25.59; Mpoka Mokosi COD DNS

Heat 6: (-0.4) 1, Onyali 23.21; 2, Pendareva 23.39; 3, Finn 23.83; 4, Davis 24.10; 5, Kyriakou 24.47; 6, Oumou Sow GUI 25.81; 7, Melvina Wulah LBR 26.11; 8, Shabana Akhtar PAK 26.39

Heat 7: (0.2) 1, Wang 23.30; 2, Privalova 23.39; 3, De Klerk 23.43; 4, Azarashvili 23.68; 5, Kaltouma Nadjina CHA 26.15; 6, Lasnet Nkouka CGO 26.64; Zhanna Tarnopolskaya UKR DNS

Second round (First 4 to semi-finals) (Aug 17)

Heat 1: (0.9) 1, Onyali 22.74; 2, Privalova 22.80; 3, Davis 23.01; 4, Finn 23.24; 5, Wang Huei-Chen TPE 23.32; 6, Katharine Merry GBR 23.46; 7, Yolanda Steyn RSA 23.60; 8, Heather Samuel ANT 24.32

Heat 2: (-0.2) 1, Ottey 22.81; 2, De Klerk 22.88; 3, Voronova 22.94; 4, Knoll 23.04; 5, Sabine Tröger AUT 23.17; 6, Sanna Hernesniemi FIN 23.24; 7, Georgette Nkoma CMR 23.66; 8, Jenny Stoute GBR 23.95

Heat 3: (0.4) 1, Pérec 22.73; 2, Torrence 22.87; 3, Vorster 22.94; 4, Duhaney 23.11; 5, Lucrécia Jardim POR 23.16; 6, Stacey Bowen CAN 23.62; 7, Yana Burtasenkova MDA 23.99; 8, Hermin Joseph DMA 24.13

Heat 4: (-0.9) 1, Malchugina 22.51; 2, Freeman 22.80; 3, Young 22.92; 4, Pendareva 23.07; 5, Maya Azarashvili GEO 23.33; 6, Jacqueline Poelman NED 23.64; 7, Philomina Mensah GHA 24.05; Dora Kyriakou CYP DNS

Semi-finals (First 4 to final) (Aug 19)

Heat 1: (-0.5) 1, Torrence 22.20; 2, Privalova 22.20; 3, Voronova 22.35; 4, Pérec 22.49; 5, Cathy Freeman AUS 22.58; 6, Elinda Vorster RSA 22.83; 7, Dahlia Duhaney JAM 22.97; 8, Petya Pendareva BUL 23.06

Heat 2: (0.2) 1, Ottey 22.12; 2, Malchugina 22.22; 3, Onyali 22.35; 4, Young 22.51; 5, Evette de Klerk RSA 22.76; 6, Pauline Davis BAH 22.94; 7, Silke Knoll GER 23.07; 8, Michelle Finn USA 23.26

Gothenburg 1995

Final (Aug 10) (-2.2)

1, ¹⁴¹	Merlene Ottey	JAM	22.12	11.12/11.00
2, ¹⁵¹	Irina Privalova	RUS	22.12	11.17/10.95
3, ¹³¹	Galina Malchugina	RUS	22.37	11.35/11.02
4, ¹⁷¹	Melanie Paschke	GER	22.60	
5, ¹²¹	Silke Knoll	GER	22.66	
6, ¹⁸¹	Mary Onyali	NGR	22.71	
7, ¹¹¹	Marina Trandenkova	RUS	22.84	
	¹⁶¹ Gwen Torrence	USA	DQ	11.14/10.63 (Tr17.3.1) (21.77)

After winning the 100m, Torrence was expected to do the same in the 200m, traditionally her better event. Few, however, felt she would win so impressively as she did in the final. Ottey and Privalova never troubled the American, who was four metres up at the finish. Her time was 21.77 with a second half of 10.63, sensational running with a headwind of 2.2.

The winner revealed that her spikes had been stolen before the race, forcing her to wear a substitute pair which were too big. Simultaneously, Ottey was expressing pride in her silver medal. As these stories were being told in mixed zone, there came some shocking news on the scoreboard. The result showed Ottey as the winner from Privalova, with Torrence at the bottom of the list, disqualified.

The reason was soon made clear; she was seen to step on the inside line of her lane on the bend. The rules say automatic disqualification in such cases, because the athlete would have gained an advantage by running less distance. There was general sympathy for Torrence as it was obvious that she could have won the race comfortably even without the transgression. Few felt the error could have been intentional.

"The line was the last thing I was thinking of," said Torrence. "I'm not going to let this ruin my 100m gold. I had clearly beaten the others; I know that deep in my heart. I don't believe anyone can enjoy the medals knowing they were not winning for real."

Ottey said: "When I heard someone saying that I had the gold, I couldn't breathe. Then I saw on the replay that Gwen ran out of her lane and that was cheating and she was disqualified." Ottey's gold was her fifth successive world 200m medal.

The overhead cameras showed five of Torrence's steps were on the line and the appeal against her disqualification was unanimously rejected. It was one of 22 lane violations which resulted in disqualifications

in Gothenburg. There were also 33 other disqualifications, 15 in the walks, 13 for trailing legs in hurdles, five for relay zones and one false start. The 1995 total of 55 disqualifications was more than at any previous World Championships.

First round (First 2 & 6 fastest to semi-finals) (Aug 10)

Heat 1: (0.7) 1, Ottey 22.55; 2, Trandenkova 22.69; 3, Guidry 22.71; 4, Erika Suchovska TCH 23.13; 5, Viktoriya Fomenko UKR 23.18; 6, Heather Samuel ANT 23.64; 7, Wang Hwei-Chen TPE 23.77

Heat 2: (-0.2) 1, Onyali 22.59; 2, Mondie-Milner 22.90; 3, Freeman 22.90; 4, Zhanna Pintusevich UKR 23.30; 5, Patricia Rodríguez COL 23.67; 6, Nora Ivanova BUL 23.98; 7, Kaltouma Nadjina CHA 24.57; Susanthika Jayasinghe SRI DQ (Tr17.3.1)

Heat 3: (-0.5) 1, Privalova 22.23; 2, Knoll 22.46; 3, Thomas 22.95; 4, Pendareva 22.96; 5, Savatheda Fynes BAH 23.01; 6, Maguy Nestoret FRA 23.16; Heide Seylerling RSA DQ (Tr17.3.1)

Heat 4: (0.0) 1, Malchugina 22.46; 2, Gainsford 22.71; 3, Silke Lichtenhagen GER 23.19; 4, Sanna Hernesniemi FIN 23.20; 5, Natalya Vinogradova BLR 23.33; 6, Debbie Ferguson BAH 23.33; 7, Dora Kyriakou CYP 23.77; 8, Marcela Tiscornia URU 24.39

Heat 5: (0.7) 1, Torrence 22.61; 2, McDonald 22.74; 3, Paschke 22.81; 4, Georgieva 22.95; 5, Katerina Koffa GRE 23.16; 6, Maya Azarashvili GEO 23.18; 7, Damayanthi Darsha SRI 23.45

Semi-finals (First 4 to final) (Aug 10)

Heat 1: (2.3) 1, Privalova 22.18w; 2, Torrence 22.25; 3, Onyali 22.58; 4, Paschke 22.60; 5, Melinda Gainsford AUS 22.61; 6, Beverly McDonald JAM 22.91; 7, Petya Pendareva BUL 22.92; 8, Paula Thomas GBR 23.03

Heat 2: (-0.7) 1, Ottey 22.25; 2, Malchugina 22.45; 3, Knoll 22.57; 4, Trandenkova 22.71; 5, Cathy Freeman AUS 22.82; 6, Carlette Guidry USA 22.91; 7, Zlatka Georgieva BUL 22.98; 8, Celena Mondie-Milner USA 23.33

Athens 1997

Final (Aug 8) (-0.7)

1,	¹⁵¹	Zhanna Pintusevich	UKR	22.32	11.16/11.16
2,	¹⁴¹	Susanthika Jayasinghe	SRI	22.39	11.25/11.14
3,	¹³¹	Merlene Ottey	JAM	22.40	11.14/11.26
4,	¹⁷¹	Yekaterina Leshchova	RUS	22.50	11.46/11.04
5,	¹⁶¹	Inger Miller	USA	22.52	11.26/11.26
6,	¹¹¹	Marina Trandenkova	RUS	22.65	11.53/11.12
7,	¹²¹	Melinda Gainsford-Taylor	AUS	22.73	11.45/11.28
8,	¹⁸¹	Sylviane Félix	FRA	22.81	11.73/11.08

Ottey's record in this event at the World Championships had been extraordinary: second in 1983, third in 1987 and 1991, winner in 1993 and 1995. Sweeping into the straight (11.14 at 100) with a narrow lead over Pintusevich (11.16) and a metre clear at 150 she looked set to retain the title, but lost training through illness took its toll and she faded to third. Nevertheless, in becoming the oldest ever women's medallist she brought her World Championships medal tally to a record 14, the next best being ten by Carl Lewis.

Pintusevich, a revelation at this distance in 1997, made up for her disappointment in the 100m by taking the gold medal in 22.32, her best time at sea level, but a bigger surprise was the identity of the runner-up. Jayasinghe, who had never run faster than 22.95 before Athens, raised eyebrows with an Asian record of 22.44 in the first round and improved again to 22.33 behind Ottey in her semi. In the final she ran almost as quickly to become the first Sri Lankan to take a global medal since Duncan White was second for Ceylon in the 1948 Olympic 400m hurdles. That fleeting Asian record of 22.44 was tied by China's Li Xuemei in a later heat but she failed to survive the second round. Olympic Champion Pérec withdrew from her semi after pulling a muscle warming up.

First round (First 4 & 4 fastest to second round) (Aug 6)

Heat 1: (0.0) 1, Pintusevich 22.85; 2, Feagin 22.99; 3, Paschke 23.10; 4, Hewitt 23.18; 5, Merry 23.20; 6, Melissa Straker BAR 23.45; 7, Ameerah Bello ISV 24.31

Heat 2: (0.0) 1, Gainsford-Taylor 22.76; 2, Frazer 22.91; 3, Jacobs 23.23; 4, Ghosh 23.58; 5, Aida Diop SEN 23.71; 6, Danielle Perpoli ITA 23.96; Nadjina Kaltouma CHA DNS

Heat 3: (-1.4) 1, Pérec 22.87; 2, Trandenkova 22.94; 3, Koffa 22.97; 4, Yan 23.11; 5, Palacios 23.15; 6, Natalya Safronnikova BLR 23.66; 7, Svetlana Bodritskaya KAZ 23.96

Heat 4: (1.8) 1, Jayasinghe 22.44; 2, Leshchova 22.47; 3, Ottey 22.47; 4, Félix 22.71; 5, Pendareva 23.02; 6, Gabi Rockmeier GER 23.22; 7, Patricia Rodríguez COL 23.45; 8, Vermetta Lesforis LCA 24.27

Heat 5: (-2.0) 1, Cuthbert 23.08; 2, Davis 23.26; 3, Taplin 23.28; 4, Benth 23.33; 5, Marina Filipović YUG 23.54; 6, Heather Samuel ANT 23.93; 7, Sittina Djabiri COM 30.88; Natalya Voronova RUS DNF

Heat 6: (-0.8) 1, Miller 22.55; 2, Liu 22.99; 3, Campbell 23.00; 4, Jardim 23.04; 5, Hernesniemi 23.17; 6, Monika Gachevska BUL 23.55; 7, Dora Kyriakou CYP 24.08; 8, Laure Kuetey BEN 25.15

Heat 7: (1.8) 1, Li 22.44; 2, Benesova 22.76; 3, Sturupp 22.77; 4, Bikar 22.81; 5, Ladonna Antoine CAN 23.86; 6, Georgette Nkoma CMR 24.53; 7, Rossa Maira PNG 25.02; 8, Fanta Dao MLI 25.35

Second round (First 3 & 4 fastest to semi-finals) (Aug 6)

Heat 1: (-2.4) 1, Ottey 22.65; 2, Leshchova 22.91; 3, Koffa 23.05; 4, Li Xuemei CHN 23.06; 5, Lucrécia Jardim POR 23.16; 6, Hana Benesova CZE 23.34; 7, Lauren Hewitt AUS 23.53; 8, Katharine Merry GBR 23.98

Heat 2: (0.3) 1, Jayasinghe 22.47; 2, Trandenkova 22.63; 3, Cuthbert 22.83; 4, Yan Jiankui CHN 22.97; 5, Cheryl Taplin USA 23.07; 6, Chandra Sturupp BAH 23.07; 7, Katia Benth FRA 23.20; 8, Simmone Jacobs GBR 23.49

Heat 3: (-3.1) 1, Pérec 22.69; 2, Miller 22.85; 3, Frazer 22.92; 4, Pauline Davis BAH 23.13; 5, Melanie Paschke GER 23.22; 6, Felipa Palacios COL 23.34; 7, Alenka Bikar SLO 23.43; 8, Sanna Hernesniemi FIN 23.52

Heat 4: (0.0) 1, Gainsford-Taylor 22.45; 2, Félix 22.56; 3, Pintusevich 22.56; 4, Campbell 22.75; 5, Feagin 22.81; 6, Pendareva 22.90; 7, Liu 22.95; 8, Shanta Ghosh GER 23.62

Semi-finals (First 4 to final) (Aug 7)

Heat 1: (-2.3) 1, Miller 22.59; 2, Pintusevich 22.65; 3, Trandenkova 22.69; 4, Gainsford-Taylor 22.70; 5, Merlene Frazer JAM 22.81; 6, Juliet Campbell JAM 22.94; 7, Liu Xiaomei CHN 23.03; Marie-José Pérec FRA DNS

Heat 2: (0.2) 1, Ottey 22.26; 2, Jayasinghe 22.33; 3, Félix 22.57; 4, Leshchova 22.59; 5, Katerina Koffa GRE 22.70; 6, Zundra Feagin USA 22.92; 7, Juliet Cuthbert JAM 23.03; Petya Pendareva BUL DNS

Seville 1999

Final (Aug 27) (0.6)

1,	¹³¹	Inger Miller	USA	21.77	11.10/10.67
2,	¹⁸¹	Beverly McDonald	JAM	22.22	11.28/10.94
-3,	¹⁵¹	Merlene Frazer	JAM	22.26	11.26/11.00
	¹⁶¹	Andrea Philipp	GER	22.26	11.26/11.00
5,	¹⁴¹	Debbie Ferguson	BAH	22.28	11.17/11.11
6,	¹⁷¹	Fatimat Yusuf	NGR	22.42	11.37/11.05
7,	¹¹¹	Lauren Hewitt	AUS	22.53	11.42/11.11
8,	¹²¹	Juliet Campbell	JAM	22.64	11.50/11.14

A shadow was cast over the event when Jones, an odds-on favourite to complete a sprint double, suffered a spasm in her back during her semi-final, collapsed and was stretchered off the track. There had been an earlier setback when defending champion Pintusevich-Block failed to start in her quarter-final, while Merlene Ottey, a medallist at this distance at all six previous editions of the World Championships and still a contender, withdrew after a positive doping test for nandrolone was revealed. Despite all that, the final produced a worthy champion in Miller, who after moving to eighth on the world all-time list over 100m with 10.79 became the 11th swiftest ever at 200m as she improved from 22.10 to 21.77 and won by the biggest margin in a global 200 since Fanny Blankers-Koen at the 1948 Olympics. She ran the first 100m in 11.10, the second in 10.67.

McDonald, drawn in lane 8 but finishing in lane 9, clocked a personal best of 22.22 for silver with Frazer and Philipp dead-heating for the bronze.

First round (First 4 & 4 fastest to second round) (Aug 24)

Heat 1: (0.4) 1, Van Heer 22.67; 2, Philipp 22.73; 3, Sturupp 23.18; 4, Kóffa 23.25; 5, Maduaka 23.27; 6, Hana Benesová CZE 23.84

Heat 2: (-0.1) 1, McDonald 22.52; 2, Hurtis 22.69; 3, Perry 22.97; 4, Gevaert 23.21; 5, Mani 23.37; 6, Heide Seylerling RSA 23.59; 7, Lineo Shoai LES 25.70

Heat 3: (-0.4) 1, Miller 22.92; 2, Trandenkova 23.04; 3, Campbell 23.07; 4, de Moura 23.34; 5, Aïda Diop SEN 23.38; 6, Louise Ayetotche CIV 23.54; 7, Julia Alba ESP 23.73

Heat 4: (-0.3) 1, Frazer 22.80; 2, Hewitt 22.88; 3, Bikar 22.98; 4, Möller 23.16; 5, Pintusevich-Block 23.19; Irina Privalova RUS DNS

Heat 5: (0.2) 1, Ferguson 22.68; 2, Safronnikova 22.85; 3, Goncharenko 22.89; 4, Peris-Kneebone 22.93; 5, Mulrain 23.07; 6, Ciara Sheehy IRL 23.54; 7, Marcia Daniel DMA 24.48

Heat 6: (0.5) 1, Jones 22.69; 2, Yusuf 22.72; 3, Levorato 22.91; 4, Palacios 23.20; 5, Darsha Damayanthi SRI 23.57; 6, M'Mah Touré GUI 26.35; Heather Samuel ANT DNS

Heat 7: (-0.7) 1, Nku 22.84; 2, Radecka 23.01; 3, Hartman 23.27; 4, Bloomfield 23.31; 5, Sanna Kyllönen FIN 23.43; 6, Lyubov Perepelova UZB 23.74; Savatheda Fynes BAH DNS

Second round (First 4 to semi-finals) (Aug 24)

Heat 1: (0.0) 1, Jones 22.45; 2, Frazer 22.48; 3, Hewitt 22.73; 4, Sturupp 22.84; 5, Sabrina Mulrain GER 22.90; 6, Zuzanna Radecka POL 22.96; 7, Lucimar de Moura BRA 23.14; 8, Wendy Hartman RSA 23.28

Heat 2: (1.1) 1, McDonald 22.26; 2, Yusuf 22.28; 3, Hurtis 22.31; 4, Levorato 22.60; 5, Nanceen Perry USA 22.61; 6, Esther Möller GER 22.85; 7, Myriam Mani CMR 23.14; 8, Kim Gevaert BEL 23.16

Heat 3: (-0.1) 1, Miller 22.49; 2, Goncharenko 22.77; 3, Philipp 22.81; 4, Van Heer 22.89; 5, Katerina Köffa GRE 23.28; 6, Joice Maduaka GBR 23.33; 7, Felipa Palacios COL 23.46; Alenka Bikar SLO DNS

Heat 4: (0.6) 1, Ferguson 22.53; 2, Campbell 22.69; 3, Safronnikova 22.74; 4, Peris-Kneebone 22.76; 5, Marina Trandenkova RUS 22.82; 6, Mercy Nku NGR 22.83; 7, Christine Bloomfield GBR 23.35; Zhanna Pintusevich-Block UKR DNS

Semi-finals (First 4 to final) (Aug 25)

Heat 1: (1.8) 1, Miller 22.17; 2, Philipp 22.25; 3, McDonald 22.26; 4, Yusuf 22.44; 5, Muriel Hurtis FRA 22.52; 6, Svetlana Goncharenko RUS 22.68; 7, Manuela Levorato ITA 22.70; 8, Nova Peris-Kneebone AUS 22.74

Heat 2: (0.5) 1, Frazer 22.18; 2, Ferguson 22.34; 3, Campbell 22.50; 4, Hewitt 22.54; 5, Tania Van Heer AUS 22.57; 6, Chandra Sturupp BAH 22.75; 7, Natalya Safronnikova BLR 23.16; Marion Jones USA DNF

XX**Edmonton 2001****Final (Aug 10) (-0.8)**

1, ¹⁴¹ Debbie Ferguson	BAH	22.52	11.1/11.5
2, ¹⁷¹ LaTasha Jenkins	USA	22.85	11.3/11.6
3, ¹¹¹ Cydonie Mothersill	CAY	22.88	11.3/11.6
4, ¹²¹ Juliet Campbell	JAM	22.99	11.3/11.7
5, ¹⁸¹ Alenka Bikar	SLO	23.00	11.3/11.7
6, ¹⁶¹ Myriam Mani	CMR	23.15	11.3/11.9
(1.) ¹⁵¹ Marion Jones	USA	DQ	10.9/11.5 (ADr10.8) (22.39)
(3.) ¹³¹ Kelli White	USA	DQ	11.2/11.4 (ADr10.8) (22.56)

Rightful finalists: Mary Onyali NGR & Damayanthi Darsha SRI

Jones finally won a world 200m title, but was not as convincing as had been expected before the championships. After the semis it looked as if Ferguson might just upset Jones as Zhanna Pintusevich-Block had in the 100m. Off the bend, the Bahamian was within striking distance, but Jones stayed in front and instead it was Ferguson who came under pressure from White, who had the fastest finish of all.

As detailed under reports of the 2001 and 2003 100 metres, both White, then Jones were retroactively disqualified after each admitted doping violations going back to 2000. For Jones was the dubious distinction of winning the earliest women's World Championship gold to be then disqualified. She initially claimed her 200m title in Edmonton just one day before that of the guilty Russian discus thrower Natalia Sadova.

First round (First 4 & 4 fastest to semi-finals) (Aug 8)

Heat 1: (0.2) 1, Darsha 22.88; 2, Rockmeier 23.01; 3, Gevaert 23.10; 4, Khabarova 23.25; 5, Safronnikova 23.30; 6, Liliana Allen MEX 23.32; 7, Aleen Bailey JAM 23.70; 8, Kaitiano Mwemweata KRI 28.76

Heat 2: (0.8) 1, McDonald 22.73; 2, Diop 22.91; 3, Hewitt 23.07; 4, LaDonna Antoine CAN 23.76; 5, Gabriela Patterson CRC 24.37; 6, Ann Mooney PNG 25.34; Susanthika Jayasinghe SRI DQ (Tr17.3.1); (1.) White DQ (ADr10.8) (22.65)

Heat 3: (0.3) 1, Ferguson 23.00; 2, Reilly 23.02; 3, Ayétotché 23.15; 4, Lyubov Perepelova UZB 24.03; 5, Karin Mayr AUT 24.38; 6, Ekundayo Williams SLE 25.35; (1.) Jones DQ (ADr10.8) (22.70); (6.) Yekaterina Leshchova RUS DQ (ADr10.1) (24.06)

Heat 4: (-0.7) 1, Jenkins 22.82; 2, Mani 22.82; 3, Onyali 22.87; 4, Manninen 22.93; 5, Rockmeier 22.95; 6, Dia 23.07; Valma Bass SKN & Kaltouma Nadjina CHA DNS

Heat 5: (1.2) 1, Mothersill 22.54; 2, Campbell 22.88; 3, Bikar 22.93; 4, Miller 22.98; 5, Levorato 23.23; 6, Felipa Palacios COL 23.40; 7, Natasha Mayers VIN 24.91; 8, Marcia Daniel DMA 25.04

Semi-finals (First 2 & 2 fastest to final) (Aug 9)

Heat 1: (0.3) 1, Campbell 22.68; 2, Damayanthi Darsha SRI 22.88; 3, Birgit Rockmeier GER 22.97; 4, Johanna Manninen FIN 23.11; 5, Manuela Levorato ITA 23.13; 6, Fabé Dia FRA 23.14; 7, Kim Gevaert BEL 23.29; (1.) Jones DQ (ADr10.8) (22.40)

Heat 2: (-0.1) 1, Mani 22.59; 2, Jenkins 22.63; 3, Mothersill 22.63; 4, Bikar 22.76; 5, Aïda Diop SEN 22.94; 6, Natalya Safronnikova BLR 23.02; 7, Lauren Hewitt AUS 23.05; 8, Louise Ayétotché CIV 23.47

Heat 3: (-0.3) 1, Ferguson 22.39; 2, Mary Onyali NGR 22.80; 3, Inger Miller USA 22.82; 4, Beverly McDonald JAM 22.84; 5, Sarah Reilly IRL 23.24; 6, Irina Khabarova RUS 23.43; Gabi Rockmeier GER DNF; (2.) White DQ (ADr10.8) (22.54)

XX**Paris 2003****Final (Aug 28) (-0.3)**

1, ¹⁵¹ Anastasiya Kapachinskaya	RUS	22.38
2, ¹²¹ Torri Edwards	USA	22.47
3, ¹⁴¹ Muriel Hurtis	FRA	22.59
4, ¹⁸¹ Beverly McDonald	JAM	22.95
5, ¹¹¹ Natalya Safronnikova	BLR	22.98
6, ¹⁷¹ Anzhela Kravchenko	UKR	23.00
(1.) ¹⁶¹ Kelli White	USA	DQ (ADr10.1) (22.05)
(5.) ¹³¹ Zhanna Block	UKR	DQ (ADr10.8) (22.92)

Rightful finalists: Lauren Hewitt AUS & Mary Onyali NGR

White was a commanding winner of the final in 22.05, but this was to count for nothing when it emerged that she had failed a doping control test in Paris and had indeed been committing doping offences since 2000.

In May 2004, White accepted a two-year ban after admitting to doping violations which were evident from investigations into BALCO, the laboratory in California which had manufactured the undetectable steroid THG. She also accepted punishments relating to positive tests for the stimulant modafinil both at Paris and, it transpired, the US Championships on June 21, 2003. Besides her suspension (in 2004-2006), all of her results since December 15, 2000 were annulled. The gold went to Kapachinskaya, who had made up three places in the finishing straight. Edwards was named as silver medallist with Hurtis (originally a distraught fourth) taking the bronze.

It should be noted that both Kapachinskaya and Edwards committed their own doping violations in early 2004, and each began serving bans of two years. Block, originally fifth, then fourth, also ended up disqualified from Paris as a result of the BALCO scandal.

First round (First 4 & 8 fastest to second round) (Aug 26)

Heat 1: (-0.6) 1, Félix 23.29; 2, Manninen 23.43; 3, Felix 23.46; 4, Díaz 23.47; 5, Virgil Hodge SKN 24.17; 6, Yana Kolpakova AZE 27.74; Block DQ (23.13)

Heat 2: (0.3) 1, Hurtis 22.51; 2, Anim 23.08; 3, Goncharenko 23.18; 4, Ferguson 23.18; 5, Cripps 23.29; 6, Murillo 23.48; 7, Thi Huong Vu VIE 24.63

Heat 3: (0.2) 1, Maydanova 23.03; 2, McDonald 23.11; 3, Mayr-Krifka 23.25; 4, Oyeptan 23.30; 5, Valma Bass ISV 24.16; 6, Mae Koime PNG 26.03; (1.) White DQ (ADr10.1) (22.97)

Heat 4: (-0.7) 1, Kravchenko 22.78; 2, Edwards 22.83; 3, Gevaert 22.92; 4, Maduaka 23.11; 5, Safronnikova 23.20; 6, Feraez 23.85; 7, Karla Hernández ESA 25.97

Heat 5: (-0.4) 1, Kapachinskaya 22.90; 2, Bailey 22.98; 3, Nku 23.17; 4, Pacholak 23.39; 5, Pillay 23.47; 6, Lineo Shoi LES 25.63; Susanthika Jayasinghe SRI

Heat 6: (0.1) 1, Onyali 22.80; 2, Mothersill 22.84; 3, Hewitt 23.01; 4, Poelman 23.22; 5, Ottey 23.24; 6, Lucia Ivanová SVK 24.12; 7, Kerina Hughes AIA 27.16

Second round (First 4 to semi-finals) (Aug 26)

Heat 1: (0.0) 1, Edwards 22.66; 2, Kravchenko 22.81; 3, Anim 22.95; 4, McDonald 22.96; 5, Merlene Ottey SLO 23.22; 6, Johanna Manninen FIN 23.42; 7, Anna Pacholak POL 23.43; Digna Luz Murillo COL DNS

Heat 2: (-0.2) 1, Kapachinskaya 22.73; 2, Gevaert 22.91; 3, Maydanova 22.93; 4, Debbie Ferguson BAH 22.98; 5, Abiodun Oyeptan GBR 23.42; 6, Jacqueline Poelman NED 23.51; (1.) White DQ (ADr10.1) (22.67); Sharon Cripps AUS DNS

Heat 3: (-0.3) 1, Hurtis 22.70; 2, Safronnikova 22.96; 3, Nku 23.16; 4, Mothersill 23.29; 5, Svetlana Goncharenko RUS 23.29; 6, Allyson Felix USA 23.33; 7, Fabienne Feraez BEN 24.17; Aleen Bailey JAM DNF

Heat 4: (0.1) 1, Onyali 22.73; 2, Hewitt 23.10; 3, Díaz 23.21; 4, Sylviane Félix FRA 23.27; 5, Karin Mayr-Krifka AUT 23.30; 6, Geraldine Pillay RSA 23.39; 7, Joice Maduaka GBR 23.51. (1.) Block DQ (ADr10.8) (22.67)

Semi-finals (First 4 to final) (Aug 26)

Heat 1: (-0.1) 1, Kravchenko 22.66; 2, McDonald 22.92; 3, Mary Onyali NGR 22.97; 4, Lauren Hewitt AUS 23.07; 5, Roxana Díaz CUB 23.12; 6, Vida Anim GHA 23.16; (1.) White DQ (ADr10.1) (22.50); (1.) Block DQ (ADr10.8) (22.61)

Heat 2: (-0.2) 1, Hurtis 22.41; 2, Kapachinskaya 22.43; 3, Edwards 22.44; 4, Safronnikova 22.76; 5, Kim Gevaert BEL 22.86; 6, Maryna Maydanova UKR 22.91; 7, Cydonie Mothersill CAY 23.07; 8, Mercy Nku NGR 23.62

Helsinki 2005**Final (Aug 12) (0.2)**

1, ¹⁶¹ Allyson Felix	USA	22.16
2, ¹⁴¹ Rachele Smith	USA	22.31
3, ¹⁵¹ Christine Arron	FRA	22.31
4, ¹⁷¹ Veronica Campbell	JAM	22.38
5, ¹²¹ LaTasha Colander	USA	22.66
6, ¹⁸¹ Yuliya Gushchina	RUS	22.75
7, ¹³¹ Kim Gevaert	BEL	22.86
8, ¹¹¹ Cydonie Mothersill	CAY	23.00

Having beaten Campbell the month before Helsinki, Felix was the favourite, but was edged in her heat by the surprising Gushchina, who put up the fastest time of the first round with 22.53. Arron showed good 200m form for the first time in a major championship in winning the first semi-final in 22.45 into a 2.7 wind, cruising through 100 in 11.3 and coasting home impressively. Felix won the other semi-final in 22.90 – this into a 4.0 wind, with Olympic Champion Campbell placing third behind Gevaert, and so not qualifying for one of the seeded middle lanes.

Campbell was drawn in lane seven for the final, and she blasted out of the blocks, and powered the curve, leading from Arron and Felix by a metre at halfway. However, Campbell had taken the bend too quickly and she ran almost 20m of the straight in lane 8 – fortunately without impeding Gushchina. At 150m, Arron took the lead from Campbell, but the French star was again trying to force her stride. Felix, by contrast, was displaying her relaxed power, and she flowed away over the last 25m. Smith, two metres down on Campbell at halfway, zipped by her with 10m to go and just caught Arron on the line for the silver medal. At 19 years 267 days Felix became the youngest winner of a individual world sprint title.

First round (First 3 & 4 fastest to semi-finals) (Aug 10)

Heat 1: (-2.5) 1, Mothersill 23.72; 2, Colander 23.89; 3, Jones 24.12; 4, Lauren Hewitt AUS 24.20; 5, Sheri-Ann Brooks JAM 24.20; 6, Yelena Bolsun RUS 24.30; 7, Karin Mayr-Kriřka AUT 24.61

Heat 2: (-1.1) 1, Gushchina 22.53; 2, Felix 22.68; 3, Gevaert 22.78; 4, Sologub 23.16; 5, Maydanova 23.31; 6, Tracy Joseph CRC 24.84; 7, Gertrudis Luna GEQ 26.28

Heat 3: (-3.2) 1, Feraez 23.72; 2, Khabarova 23.78; 3, Smith 23.78; 4, Christine Ameril BAH 23.88; 5, Vida Anim GHA 24.16; 6, Mae Koime PNG 25.31; 7, Geinile Moyang SWZ 27.79

Heat 4: (0.3) 1, Arron 22.89; 2, Campbell 23.28; 3, de Moura 23.36; 4, Pillay 23.58; 5, Bikar 23.77; 6, Mercy Nku NGR 23.99

Semi-finals (First 4 to final) (Aug 11)

Heat 1: (-2.7) 1, Arron 22.45; 2, Smith 22.69; 3, Colander 22.69; 4, Mothersill 23.13; 5, Irina Khabarova RUS 23.26; 6, Lucimar de Moura BRA 23.42; 7, Maryna Maydanova UKR 23.78; 8, Geraldine Pillay RSA 24.22

Heat 2: (-4.0) 1, Felix 22.90; 2, Gevaert 22.97; 3, Campbell 23.02; 4, Gushchina 23.10; 5, Fabienne Feraez BEN 23.29; 6, Natalya Sologub BLR 23.62; 7, Laverne Jones ISV 23.62; 8, Alenka Bikar SLO 23.94

Osaka 2007

Final (Aug 31) (1.7)

1, ¹⁵¹	Allyson Felix	USA	21.81	11.15/10.66
2, ¹⁶¹	Veronica Campbell	JAM	22.34	11.10/11.24
3, ¹⁸¹	Susanthika Jayasinghe	SRI	22.63	11.45/11.18
4, ¹³¹	Torri Edwards	USA	22.65	11.30/11.40
5, ¹⁷¹	Sanya Richards	USA	22.70	11.50/11.20
6, ¹⁴¹	Aleen Bailey	JAM	22.72	11.40/11.30
7, ¹⁹¹	LaShauntea Moore	USA	22.97	11.50/11.50
8, ¹²¹	Cydonie Mothersill	CAY	23.08	11.70/11.40

Defending champion Felix was the favourite, having run 22.18 in 2007, a fifth of a second quicker than her rivals. Richards, who had failed to make the US squad in the 400m but was second to Felix in the US 200m, was fastest in round two.

Campbell and Felix ran together over the first 100m of the final, with Campbell just ahead at the halfway point, 11.10 to 11.15, but Felix then moved away, generating more smooth power than one could have expected from an athlete measuring only 1.68m/53Kg. By the finish, she was a full five metres clear of Campbell, while Jayasinghe again amazed, beating both Edwards and Richards for the bronze medal. Felix's time of 21.81 was the fastest of the 21st century, the best time since Inger Miller's 21.77 in 1999. Her winning margin was the greatest at this level since 1948.

First round (First 4 & 8 fastest to second round) (Aug 29)

Heat 1: (1.1) 1, Felix 22.50; 2, Jayasinghe 22.55; 3, Fletcher 22.94; 4, Diaz 23.06; 5, Harrigan 23.46; 6, Myriam Mani CMR 23.66

Heat 2: (-0.2) 1, Moore 22.93; 2, Ferguson McKenzie 23.07; 3, Bolsun 23.11; 4, Rodriguez 23.96; 5, Kay Khine Lwin MYA 24.50; 6, Abdikarim Sheikh Fowzio SOM 30.87; Emily Freeman GBR (162.7)

Heat 3: (1.9) 1, Naimova 22.84; 2, Jones 23.03; 3, Chermoshanskaya 23.21; 4, Shtanhyeyeva 23.23; 5, Pillay 23.39; 6, Greta Taslakian LBN 24.35

Heat 4: (-0.8) 1, Richards 22.74; 2, Mothersill 22.86; 3, Bailey 22.94; 4, Anim 23.16; 5, Khubbieva 23.25; 6, Ayétotché 23.34; 7, Klocek 23.38; 8, Kirsten Nieuwendam SUR 24.52

Heat 5: (0.8) 1, Hurtis-Houairi 22.83; 2, Gevaert 22.91; 3, Hodge 23.00; 4, Tschirch 23.30; 5, Palacios 23.32; 6, Chebanu 23.40; 7, Kadiatou Camara MLI 23.48

Heat 6: (0.2) 1, Campbell 22.87; 2, Edwards 22.90; 3, Maduaka 23.22; 4, Affoué 23.24; 5, Rusakova 23.24; 6, Ionela Tirlea ROU 23.48; 7, Sakie Nobuoka JPN 23.74

Second round (First 4 to semi-finals) (Aug 29)

Heat 1: (-0.2) 1, Richards 22.31; 2, Jayasinghe 22.55; 3, Hodge 22.84; 4, Jones 23.03; 5, Yuliya Chermoshanskaya RUS 23.15; 6, Yelena Chebanu UKR 23.21; 7, Felipa Palacios COL 23.24; 8, Cathleen Tschirch GER 23.50

Heat 2: (0.7) 1, Felix 22.61; 2, Bolsun 22.80; 3, Mothersill 22.82; 4, Gevaert 22.96; 5, Guzel Khubbieva UZB 23.28; 6, Tahesia Harrigan IVB 23.52; 7, Joice Maduaka GBR 23.62; 8, Zudikey Rodriguez MEX 24.31

Heat 3: (-0.4) 1, Campbell 22.55; 2, Edwards 22.62; 3, Naimova 22.87; 4, Fletcher 23.02; 5, Iryna Shtanhyeyeva UKR 23.17; 6, Ewelina Klocek POL 23.26; 7, Vida Anim GHA 23.47; 8, Louise Ayétotché CIV 23.60

Heat 4: (-0.5) 1, Bailey 22.60; 2, Moore 22.71; 3, Díaz 22.79; 4, Ferguson McKenzie 22.81; 5, Muriel Hurtis-Houairi FRA 22.86; 6, Natalia Rusakova RUS 22.97; 7, Amandine Allou Affoué CIV 23.46; 8, Geraldine Pillay RSA 23.55

Semi-finals (First 4 to final) (Aug 30)

Heat 1: (0.8) 1, Felix 22.21; 2, Campbell 22.44; 3, Edwards 22.51; 4, Mothersill 22.78; 5, Sherry Fletcher GRN 22.96; 6, Yelena Bolsun RUS 23.01; 7, Virgil Hodge SKN 23.06; Kim Gevaert BEL DNS

Heat 2: (-0.4) 1, Richards 22.50; 2, Bailey 22.65; 3, Jayasinghe 22.66; 4, Moore 22.73; 5, Tezdzhan Naimova BUL 22.88; 6, Roxana Diaz CUB 22.98; 7, Debbie Ferguson McKenzie BAH 23.27; 8, LaVerne Jones ISV 23.34

Berlin 2009

Final (Aug 21) (-0.1)

1, ¹⁶¹	Allyson Felix	USA	22.02	11.16/10.86
2, ¹⁵¹	Veronica Campbell-Brown	JAM	22.35	11.14/11.21
3, ¹⁴¹	Debbie Ferguson-McKenzie	BAH	22.41	11.29/11.12
4, ¹³¹	Muna Lee	USA	22.48	11.25/11.23
5, ¹⁸¹	Anneisha McLaughlin	JAM	22.62	11.43/11.19
6, ¹⁷¹	Simone Facey	JAM	22.80	11.39/11.41
7, ¹²¹	Emily Freeman	GBR	22.98	11.47/11.51
8, ¹¹¹	Eleni Artymata	CYP	23.05	11.70/11.31

Campbell-Brown, ideally drawn one lane inside Felix, was about half a metre up on the American after 50m, but the defending champion was catching her, and did so just after halfway. Her long graceful stride took her a metre clear at 150m (16.37 to 16.49), and this extended to 3m by the finish, as Ferguson-McKenzie gained a metre on Campbell-Brown over the last 50m to pass Lee for the bronze medal.

The race marked the fourth time in five global championships that the first two medals had been taken by the Felix/Campbell-Brown duo, and the first time that any woman had won three consecutive world golds.

First round (First 3 & 6 fastest to semi-finals) (Aug 19)

Heat 1: (0.3) 1, Facey 22.83; 2, C Williams 23.08; 3, Danois 23.29; 4, Chisato Fukushima JPN 23.40; 5, Darlenis Obregón COL 23.42; 6, Andreea Ograzeanu ROU 23.42; 7, Nomvula Dlamini SWZ 25.70; Munira Saleh SYR DNF

Heat 2: (0.1) 1, Lee 22.76; 2, Baptiste 23.00; 3, Gushchina 23.07; 4, Hodge 23.34; 5, Carol Rodriguez PUR 23.54; 6, Sabina Veit SLO 23.77; 7, Sunayna Wahi SUR 24.74; 8, Saria Traboulsi LBN 26.90

Heat 3: (0.0) 1, Felix 22.88; 2, M Williams 22.96; 3, Z Williams 23.27; 4, Zaytseva 23.28; 5, Adrienne Power CAN 23.38; 6, Momoko Takahashi JPN 23.61; 7, Selloane Tsoaeli LES 28.34; (5), Al-Gasara DQ (ADr10.8) (23.34)

Heat 4: (0.3) 1, Hooker 22.51; 2, Ferguson-McKenzie 22.71; 3, Artymata 22.83; 4, Bolsun 23.06; 5, Alena Kievich BLR 23.59; 6, Ivet Lalova BUL 23.60; 7, Meritzer Williams SKN 23.72

Heat 5: (0.1) 1, Mothersill 22.69; 2, McLaughlin 22.91; 3, Jones-Ferrette 22.97; 4, Anim 23.33; 5, Isabel Le Roux RSA 23.61; 6, Makelesi Batimala FIJ 24.13; 7, Damola Osayomi NGR 24.24

Heat 6: (0.0) 1, Campbell-Brown 23.01; 2, Freeman 23.10; 3, Borlée 23.25; 4, Ferguson 23.35; 5, Guzel Khubbieva UZB 23.61; 6, Jade Bailey BAR 23.84

Semi-finals (First 2 & 2 fastest to final) (Aug 16)

Heat 1: (0.5) 1, Ferguson-McKenzie 22.24; 2, Campbell-Brown 22.29; 3, Freeman 22.64; 4, Artymata 22.64; 5, Johanna Danois FRA 23.03; 6, Yelena Bolsun RUS 23.27; Marshvet Hooker USA DNF; (6,) Rakia Al-Gasara BRN DQ (ADr10.8) (23.26)

Heat 2: (0.3) 1, Felix 22.44; 2, McLaughlin 22.55; 3, LaVerne Jones-Ferrette ISV 22.74; 4, Cydonie Mothersill CAY 22.80; 5, ChaRonda Williams USA 22.81; 6, Olga Zaytseva RUS 23.19; 7, Sheniqua Ferguson BAH 23.40; 8, Tameka Williams SKN 23.47

Heat 3: (0.5) 1, Lee 22.30; 2, Facey 22.58; 3, Monique Williams NZL 22.90; 4, Kelly-Ann Baptiste TTO 22.96; 5, Virgil Hodge SKN 23.19; 6, Yulia Gushchina RUS 23.24; 7, Vida Anim GHA 23.36; 8, Olivia Borlée BEL 23.42

Daegu 2011

Final (Sep 2) (-1.0)

1, ¹⁵¹	Veronica Campbell-Brown	JAM	22.22	11.04/11.18
2, ¹⁴¹	Carmelita Jeter	USA	22.37	11.16/11.21
3, ¹³¹	Allyson Felix	USA	22.42	11.31/11.11
4, ¹⁶¹	Shalonda Solomon	USA	22.61	11.35/11.26
5, ¹⁸¹	Kerron Stewart	JAM	22.70	11.42/11.28
6, ¹¹¹	Debbie Ferguson-McKenzie	BAH	22.96	11.57/11.39
7, ¹²¹	Hrystyna Stuy	UKR	23.02	11.63/11.39
8, ¹⁷¹	Sherone Simpson	JAM	23.17	11.46/11.71

The two principle questions before the event were a) would Felix be able to double up after the 400m, and b) would Campbell-Brown be able to finally beat Felix in the World Championships after three defeats. The two were drawn together in the third of the semi-finals, but even though Felix lost that race she still ended up in the draw for the best lanes in the final because she had the quickest losing time.

Campbell-Brown seared around the curve in the final, opening up a two-metre gap at halfway over Jeter (11.03 to 11.15), with Felix another one and half metres back. Jeter closed to within half a metre before VCB drew away to win. Felix also closed strongly but remained in third place. It was clear that Campbell-Brown had peaked perfectly to take the one major title that had eluded her, and that Felix's silver medal effort over 400m had taken away some of her customary sharpness.

First round (First 4 & 4 fastest to semi-finals) (Sep 1)

Heat 1: (-0.1) 1, Soumaré 22.71; 2, Stewart 22.83; 4, Smith 23.09; 5, Fukushima 23.25; 6, Jeneba Tarmoh USA 23.60; 7, Seyha Chan CAM 26.34; (3,) Gushchina DQ (ADr10.1) (22.88); Ramona van der Vloot SUR DNS

Heat 2: (-0.5) 1, Jeter 22.68; 2, Simpson 22.94; 3, Savlinis 23.09; 4, Bryzgina 23.70 (23.692); 5, Vanda Gomes BRA 23.70 (23.700); 6, Viktoriya Zybalkina KAZ 24.09; 7, Mary Jane Vincent MRI 25.20; Blessing Okagbare NGR DNS

Heat 3: (-0.3) 1, Schippers 22.69; 2, Felix 22.71; 3, Silva 22.96; 4, Redhead 23.11; 5, Peter 23.17; 6, Endurance Abinuwa NGR 23.53; 7, Phumlile Ndzinisa SWZ 24.15; 8, Afa Ismail MDV 26.48

Heat 4: (0.3) 1, Solomon 22.69; 2, Ryemyen 22.77; 3, Selvon 22.89; 4, Strachan 23.20; 5, Casabona 23.21; 6, Anna Kielbasińska POL 23.34; 7, Kimberly Hyacinthe CAN 23.83; 8, Hinikissia Ndikert CHA 24.81

Heat 5: (-0.2) 1, Campbell-Brown 22.46; 2, Lalova 22.62; 3, Ferguson-McKenzie 22.86; 4, Stuy 22.92; 5, Onuora 22.93; 6, Moa Hjelmer SWE 23.31; 7, Maryam Toosi IRI 24.17; 8, Fanny Shonobi GAM 25.55

Semi-finals (First 2 & 2 fastest to final) (Sep 1)

Heat 1: (-0.7) 1, Jeter 22.47; 2, Simpson 22.88; 3, Mariya Ryemyen UKR 22.94; 4, Ana Cláudia Silva BRA 22.97; 5, Myriam Soumaré FRA 23.02; 6, Nivea Smith BAH 23.06; 7, Nelkis Casabona CUB 23.32; 8, Chisato Fukushima JPN 23.52

Heat 2: (-0.1) 1, Solomon 22.46; 2, Stewart 22.77; 3, Stuy 22.79; 4, Ferguson-McKenzie 22.85; 5, Dafne Schippers NED 22.92; 6, Yyelizaveta Savlinis RUS 23.04; 7, Anyika Onuora GBR 23.08; 8, Allison Peter ISV 23.56

Heat 3: (-1.8) 1, Campbell-Brown 22.53; 2, Felix 22.67; 3, Ivet Lalova BUL 23.03; 4, Kai Selvon TTO 23.11; 5, Janelle Redhead GRN 23.57; 6, Anthonique Strachan BAH 23.85; Yyelizaveta Bryzgina UKR DNF; (5,) Yulia Gushchina RUS DQ (ADr10.1) (23.26)

Moscow 2013

Final (Aug 16) (-0.3)

1, ¹⁴¹	Shelly-Ann Fraser-Pryce	JAM	22.17	11.10/11.07
2, ¹⁶¹	Murielle Houré	CIV	22.32	11.21/11.11 (22.313)
3, ¹⁵¹	Blessing Okagbare	NGR	22.32	11.28/11.04 (22.319)
4, ¹⁷¹	Shaunae Miller	BAH	22.74	11.65/11.09
5, ¹¹¹	Jeneba Tarmoh	USA	22.78	11.38/11.40
6, ¹²¹	ChaRonda Williams	USA	22.81	11.52/11.29
7, ¹⁸¹	Mariya Ryemyen	UKR	22.84	11.51/11.33
¹³¹	Allyson Felix	USA	DNF	

Fraser-Pryce gained about a metre on a Felix in the first 40m of the final, at which point Felix screamed in pain before dropping to the ground with a tear to her right hamstring. The Jamaican led by over a metre into the straight and won by 1½ metres over Houré, who kept her form well to just hold off Okagbare by 0.006. The winner said afterwards "I hope to God that Allyson comes back really quickly ... you know she is someone you have to look for when you are competing." Fraser-Pryce's sprint double was the first by a woman since the disgraced Katrin Krabbe in 1991.

A sad postscript was the doping disqualification of semi-finalist Bryzgina, whose parents had both won World Championship and Olympic gold medals for the USSR and/or Ukraine.

First round (First 3 & 3 fastest to semi-finals) (Aug 15)

Heat 1: (0.0) 1, Duncan 22.84; 2, Danois 23.00; 3, Latvala 23.07; 4, Gloria Hooper ITA 23.10; 5, Ana Cláudia Silva BRA 23.31; 6, Moa Hjelmer SWE 23.33; 7, Janet Amponsah GHA 24.07

Heat 2: (0.1) 1, Okagbare 22.79; 2, C Williams 22.83; 3, Hyacinthe 23.19; 4, Marika Popowicz POL 23.22; 5, Kineke Alexander VIN 23.42; 6, Viktoriya Zybalkina KAZ 24.47; Ángela Tenorio ECU DNS

Heat 3: (0.0) 1, Miller 22.72; 2, Hall 23.25; 3, Belibasáki 23.41; 4, Andreea Ogrăzeanu ROU 23.83; 5, Isidora Jiménez CHI 24.06; 6, Afa Ismail MDV 26.16; Crystal Emmanuel CAN DQ (Tr17.3.1) (23.14); (6,) Yelena Ryabova TKM DQ (ADr10.1) (24.61)

Heat 4: (0.0) 1, Fraser-Pryce 22.78; 2, Selvon 23.14; 3, Franciela Krasucki BRA 23.20; 4, Justine Palframan RSA 23.64; 5, Chisato Fukushima JPN 23.85; 6, Melissa Breen AUS 23.95; (2,) Yyelizaveta Bryzgina UKR DQ (ADr10.1) (22.84)

Heat 5: (-0.1) 1, Ryemyen 22.63; 2, Strachan 22.66; 3, Guion-Firmin 22.91; 4, Anyika Onuora GBR 23.36; 5, Olga Safronova KAZ 23.83; 6, Eleni Artymata CYP 24.07; 7, Toea Wisil PNG 24.23

Heat 6: (0.3) 1, Felix 22.59; 2, McLaughlin 22.78; 3, Soumaré 22.83; 4, J Williams 23.00; 5, Nivea Smith BAH 23.25; 6, Yyelizaveta Savlinis RUS 23.27; 7, Dana Abdulrazak IRQ 24.57

Heat 7: (0.4) 1, Houré 22.66; 2, Stuy 22.86; 3, Tarmoh 22.88; 4, Lalova 22.92; 5, Sánchez 23.05; 6, Mujinga Kambundji SUI 23.24; 7, Karene King IVB 23.97

Semi-finals (First 2 & 2 fastest to final) (Aug 15)

Heat 1: (0.0) 1, Houré 22.46; 2, Miller 22.64; 3, Tarmoh 22.70; 4, Ivet Lalova BUL 22.81; 5, Johanna Danois FRA 23.15; 6, María Belibasáki GRE 23.46; 7, Anneisha McLaughlin JAM 27.13; (5,) Yyelizaveta Bryzgina UKR DQ (ADr10.1) (22.87)

Heat 2: (0.0) 1, Felix 22.30; 2, Okagbare 22.39; 3, Kimberlyn Duncan USA 22.91; 4, Hrystyna Stuy UKR 22.98; 5, Mariely Sánchez DOM 23.05; 6, Lénora Guion-Firmin FRA 23.11; 7, Kai Selvon TTO 23.21; 8, Patricia Hall JAM 23.26

Heat 3: (-0.2) 1, Fraser-Pryce 22.54; 2, Ryemyen 22.70; 3, C Williams 22.80; 4, Anthonique Strachan BAH 22.81; 5, Myriam Soumaré FRA 22.85; 6, Kimberley Hyacinthe CAN 23.12; 7, Jodie Williams GBR 23.21; 8, Hanna-Maari Latvala FIN 23.21

Beijing 2015

Final (Aug 28) (0.2)

1, ¹⁶¹	Dafne Schippers	NED	21.63	11.13/10.50
2, ¹⁵¹	Elaine Thompson	JAM	21.66	11.06/10.60
3, ¹²¹	Veronica Campbell-Brown	JAM	21.97	11.04/10.93
4, ¹⁷¹	Candyce McGrone	USA	22.01	11.02/10.99
5, ¹⁶¹	Dina Asher-Smith	GBR	22.07	11.2 /10.9
6, ¹⁸¹	Jeneba Tarmoh	USA	22.31	11.2 /11.1
7, ¹³¹	Ivet Lalova-Collio	BUL	22.41	11.4 /11.0
8, ¹⁹¹	Sherone Simpson	JAM	22.50	11.4 /11.1

It was McGrone who led the field for the first 100m, with Thompson and Schippers, Campbell-Brown and Asher-Smith a metre back. As the American began to strain, the smooth Thompson went clear. Schippers moved past McGrone and bore down on Thompson, only catching her in the last 10m. The winning time of 21.63 broke the long-standing European record and put the Dutchwoman third on the all-time list, while Thompson moved into fifth with her 21.66. An amazing advancement for an athlete whose best before 2015 had been 23.23. According to the JAAF's biomechanical report, the first two women were timed at 10.50 and 10.60 for their second halves.

Campbell-Brown (33) was the slowest qualifier but dipped under 22 seconds for the first time since 2010 to edge McGrone for the bronze. Asher-Smith beat Kathy Cook's 31 year-old UK record in fifth. This was the best women's 200m race in depth since the 1988 Seoul Olympics, yet the fastest woman in the world before Beijing was absent. Allyson Felix (21.98 in May) was contesting only the 400m.

First round (First 3 & 3 fastest to semi-finals) (Aug 26)

Heat 1: (-0.9) 1, McGrone 22.45; 2, Kambundji 22.92; 3, Zybalkina 22.92; 4, Ramona Papaioannou CYP 23.30; 5, Ella Nelson AUS 23.33; 6, Celiangely Morales PUR 23.34; 7, Anna Kukushkina RUS 23.47

Heat 2: (0.2) 1, Ta Lou 22.73; 2, Prandini 22.95; 3, Palframan 23.09; 4, Sabina Veit SLO 23.18; 5, Nataliya Strohova UKR 23.25; 6, Kamaria Durant TTO 23.25; 7, Kineke Alexander VIN 23.30

Heat 3: (0.0) 1, Tarmoh 22.79; 2, Hooper 22.99; 3, Hyacinthe 23.03; 4, Belibasáki 23.15; 5, Isidora Jiménez CHI 23.22; 6, Kelly Proper IRL 23.28

Heat 4: (0.2) 1, Thompson 22.78; 2, Williams 22.85; 3, Bingham 22.90; 4, Mihalinec 23.05; 5, Nercely Soto VEN 23.16; 6, Laverne Jones-Ferrette ISV 23.83

Heat 5: (0.1) 1, Campbell-Brown 22.79; 2, Hackett 22.89; 3, Adeoye 23.10; 4, Crystal Emmanuel CAN 23.22; 5, Chisato Fukushima JPN 23.30; 6, Cynthia Bolingo Mbongo BEL 23.45; 7, Liang Xiaojing CHN 23.57; 8, Shanti Veronica Pereira SIN 24.22

Heat 6: (0.2) 1, Schippers 22.58; 2, Santos 23.01; 3, Thomas 23.09; 4, Hyrstyna Stuy UKR 23.21; 5, Yekaterina Smirnova RUS 23.39; 6, Sheniqua Ferguson BAH 23.44; 7, Olga Lenskiy ISR 23.63

Heat 7: (0.4) 1, Asher-Smith 22.22; 2, Simpson 22.52; 3, Lalova-Collio 22.54; 4, Kielbasińska 22.95; 5, Olga Safronova KAZ 23.28; 6, Vitoria Cristina Rosa BRA 23.32; 7, Arialis Gandulla CUB 23.35; 8, Kristina Pronzhenko TJK 25.77

Semi-finals (First 2 & 2 fastest to final) (Aug 27)

Heat 1: (-0.1) 1, Thompson 22.13; 2, McGrone 22.26; 3, Lalova-Collio 22.32; 4, Mujinga Kambundji SUI 22.64; 5, Viktoriya Zybakina KAZ 22.77; 6, Bianca Williams GBR 22.87; 7, Reyare Thomas TTO 23.03; 8, Maja Mihalinec SLO 23.04

Heat 2: (-0.1) 1, Schippers 22.36; 2, Simpson 22.53; 3, Marie Josée Ta Lou CIV 22.56; 4, Semoy Hackett TTO 22.75; 5, Jenna Prandini USA 22.87; 6, Khamica Bingham CAN 23.02; 7, Anna Kielbasińska POL 23.07; 8, Margaret Adeoye GBR 23.34

Heat 3: (-0.1) 1, Asher-Smith 22.12; 2, Tarmoh 22.38; 3, Campbell-Brown 22.47; 4, Rosângela Santos BRA 22.87; 5, Gloria Hooper ITA 22.92; 6, Justine Palframan RSA 23.04; 7, Kimberly Hyacinthe CAN 23.07; 8, María Belibasáki GRE 23.28

London 2017

Final (Aug 11) (0.8)

1, ¹⁶¹	Dafne Schippers	NED	22.05	11.12/10.93
2, ¹⁴¹	Marie Josée Ta Lou	CIV	22.08	11.16/10.92
3, ¹⁵¹	Shaunae Miller-Uibo	BAH	22.15	11.36/10.79
4, ¹⁸¹	Dina Asher-Smith	GBR	22.22	11.26/10.96
5, ¹⁷¹	Deajah Stevens	USA	22.44	11.37/11.07
6, ¹⁹¹	Kimberlyn Duncan	USA	22.59	11.35/11.24
7, ¹²¹	Crystal Emmanuel	CAN	22.60	11.39/11.21
8, ¹³¹	Tynia Gaither	BAH	23.07	11.62/11.45

Just as in the 100m, Ta Lou was quickest into her running in the final but lost the race by a whisker. The Ivorian was overtaken by Schippers at the end of the turn, with Asher-Smith a clear third, a metre ahead of the rest of the field. Only Gaither was out of contact.

Ta Lou battled with Schippers for the entire second half, with the Dutch star retaining her title only by dipping well at the line. Miller-Uibo progressed from fifth to third with a 10.79 second half ahead of Asher-Smith. For the Briton it was a minor triumph, as she had broken a bone in her foot in February, and only returned to racing in July.

The US fielded just two women after new 100m champion Tori Bowie withdrew from her heat. "She continues to recover from her fall at the conclusion of the women's 100m final," explained US Track & Field.

First round (First 3 & 3 fastest to semi-finals) (Aug 8)

Heat 1: (0.5) 1, Schippers 22.63; 2, Gaither 22.98; 3, Belibasáki 23.16; 4, B Williams 23.30; 5, J Williams 23.38; 6, Anna Kielbasińska POL 23.48; 7, Riley Day AUS 23.77

Heat 2: (-0.6) 1, Duncan 22.74; 2, Kambundji 22.86; 3, Rosa 23.26; 4, Palframan 23.35; 5, Viktoriya Zybakina KAZ 23.66; 6, Lorène Dorcas Bazolo POR 23.85; 7, Ulfa Silpiana INA 25.23

Heat 3: (0.1) 1, Stevens 22.90; 2, Lalova-Collio 23.08; 3, Forbes 23.26; 4, Shannon Hylton GBR 23.39; 5, Estela García ESP 23.78; 6, Mariely Sánchez DOM 23.89; 7, Ella Nelson AUS 24.02

Heat 4: (-0.1) 1, Miller-Uibo 22.69; 2, Facey 22.98; 3, Odiong 23.24; 4, Yana Kachur UKR 23.47; 5, Sada Williams BAR 23.55; 6, Kayelle Clarke TTO 23.75; 7, Toea Wisil PNG 23.93

Heat 5: (-0.4) 1, Asher-Smith 22.73; 2, Emmanuel 22.87; 3, Raffai 23.72; 4, Janet Amponsah GHA 23.77; 5, Nediám Vargas VEN 24.35; 6, Regine Tugade GUM 26.22; Michelle-Lee Ahye TTO DNS

Heat 6: (0.1) 1, Ta Lou 22.70; 2, Atcho 23.09; 3, Strachan 23.23; 4, Sindija Bukša LAT 23.54; 5, Irene Siragusa ITA 23.73; 6, Isidora Jiménez CHI 23.89; Laura Müller GER DNS

Heat 7: (0.5) 1, Haase 22.99; 2, Santos 23.34; 3, Hackett 23.50; 4, Cornelia Halbheer SUI 23.51; 5, Gloria Hooper ITA 23.51; 6, Gina Bass GAM 23.56; Tori Bowie USA DNS

Semi-finals (First 2 & 2 fastest to final) (Aug 10)

Heat 1: (-0.2) 1, Schippers 22.49; 2, Stevens 22.71; 3, Ivet Lalova-Collio BUL 22.96; 4, Rebekka Haase GER 23.03; 5, Shashalee Forbes JAM 23.09; 6, Sarah Atcho SUI 23.12; 7, Justine Palframan RSA 23.21; 8, Anthonique Strachan BAH 23.21

Heat 2: (-0.2) 1, Miller-Uibo 22.49; 2, Duncan 22.73; 3, Mujinga Kambundji SUI 23.00; 4, Simone Facey JAM 23.01; 5, Ofonime Odiong BRN 23.24; 6, Bianca Williams GBR 23.40; 7, Semoy Hackett TTO 23.54; Rosângela Santos BRA DQ (Tr16.8)

Heat 3: (-0.2) 1, Ta Lou 22.50; 2, Asher-Smith 22.73; 3, Emmanuel 22.85; 4, Gaither 22.85; 5, María Belibasáki GRE 23.21; 6, Vitoria Cristina Rosa BRA 23.31; 7, Jodean Williams JAM 23.32; 8, Estelle Raffai FRA 23.45

Doha 2019

Final (Oct 2) (0.9)

1, ¹⁷¹	Dina Asher-Smith	GBR	21.88	11.05/10.83
2, ¹⁶¹	Brittany Brown	USA	22.22	11.25/10.97
3, ¹⁴¹	Mujinga Kambundji	SUI	22.51	11.38/11.13
4, ¹⁵¹	Angie Annelus	USA	22.59	
5, ¹⁸¹	Dezerea Bryant	USA	22.63	
6, ¹²¹	Gina Bass	GAM	22.71	
7, ¹³¹	Ivet Lalova-Collio	BUL	22.77	
8, ¹⁹¹	Tynia Gaither	BAH	22.90	

Fresh from her British record in the 100m, double European Champion Asher-Smith dominated the rounds and then led from gun to tape in the final. The Briton passed 100m in 11.05 with Brown and Bryant her nearest challengers. As Asher-Smith strode to victory. Brown moved clear of the pack. Kambundji, who had missed the 100m final by five milliseconds, edged ahead of the other Americans for the bronze. This was Britain's first women's sprint gold at this level since Mary Lines at the 1921 Women's Olympiad.

There were a number of notable omissions. World number one Shaunae Miller-Uibo concentrated on the 400m. Dafne Schippers did not defend her title (adductor injury), Moscow medallist Okagbare was disqualified from her heat (lane violation), Olympic Champion Thompson scratched from her semi (achilles), and Ta Lou did not enter. The 100m champion Shelly-Ann Fraser-Pryce was entered, but opted out in time for her place to be taken by Jamaica's reserve Calvert-Powell. In sixth place, Bass registered the first appearance in a final by an athlete from The Gambia.

First round (First 3 & 6 fastest to semi-finals) (Sep 30)

Heat 1: (-0.3) 1, Strachan 22.86; 2, Durant 23.08; 3, Forbes 23.15; 4, Sarah Atcho SUI 23.29; 5, Phil Healy IRL 23.56; 6, Zoe Hobbs NZL 23.94

Heat 2: (0.2) 1, Collio 22.79; 2, Williams 22.80; 3, Kambundji 22.81; 4, Awad 22.88; 5, Liang Xiaojing CHN 23.27; 6, Mauricia Prieto TTO 23.33; 7, Sindija Bukša LAT 23.53; 8, Suseendran Archana IND 23.65

Heat 3: (0.7) 1, Brown 22.33; 2, Thompson 22.61; 3, Kwayie 22.77; 4, Mihalinec 22.78; 5, Paulino 23.04; 6, Gunta Vaičule LAT 23.32; 7, Vitoria Cristina Rosa BRA 23.81

Heat 4: (0.4) 1, Smith 22.32; 2, Bryant 22.56; 3, Gaither 22.57; 4, Samuel 22.90; 5, Emmanuel 23.00; 6, Wessolly 23.10; 7, Gloria Hooper ITA 23.33; 8, Gulsunbi Sharifova TJK 23.45

Heat 5: (0.8) 1, Seyni 22.58; 2, Pinto 22.63; 3, Bass 22.67; 4, Olga Safronova KAZ 23.16; 5, Lorraine Martins BRA 23.56; 6, Zhang Man CHN 23.60; 7, Shanti Veronica Pereira SIN 24.00; Blessing Okagbare NGR DQ (Tr17.3.1) (22.74)

Heat 6: (-0.1) 1, Annelus 22.56; 2, Zahi 22.99; 3, Dobbin 23.14; 4, Krystsina Timanovskaya BLR 23.22; 5, Imke Vervaeke BEL 23.24; 6, Rafailia Spanoudáki-Hatziriga GRE 23.48; 7, Schillonie Calvert-Powell JAM 23.52; Natacha Ngoye CGO DQ (Tr17.3.1) (23.43)

Semi-finals (First 2 & 2 fastest to final) (Oct 1)

Heat 1: (0.4) 1, Annelus 22.49; 2, Kambundji 22.49; 3, Crystal Emmanuel CAN 22.65; 4, Amina Seyni NIG 22.77; 5, Jodie Williams GBR 22.78; 6, Jamile Samuel NED 23.02; 7, Tatjana Pinto GER 23.11; 8, Shashalee Forbes JAM 23.14

Heat 2: (0.4) 1, Brown 22.46; 2, Gaither 22.57; 3, Collio 22.58; 4, Basant Mohamed Awad EGY 22.92; 5, Carolle Zahi FRA 23.03; 6, Beth Dobbin GBR 23.11; 7, Jessica-Bianca Wessolly GER 23.37; Elaine Thompson JAM DNS

Heat 3: (0.5) 1, Smith 22.16; 2, Bryant 22.56; 3, Bass 22.60; 4, Maja Mihalinec SLO 22.81; 5, Lisa Marie Kwayie GER 22.83; 6, Marileidy Paulino DOM 23.03; 7, Kamaria Durant TTO 23.44; 8, Anthonique Strachan BAH 25.44

200 METRES

Multiple Medallists:			
6	Merlene Ottey	JAM	83-2, 87-3, 91-3, 93-1, 95-1, 97-3
4	Allyson Felix	USA	05-1, 07-1, 09-1, 11-3
	Veronica Campbell/Brown	JAM	07-2, 09-2, 11-1, 15-3
2	Gwen Torrence	USA	91-2, 93-2
	Irina Privalova	RUS	93-3, 95-2
	Susanthika Jayasinghe	SRI	97-2, 07-3
	Debbie Ferguson/McKenzie	BAH	01-1, 09-3
	Dafne Schippers	NED	15-1, 17-1

Most Finals:

6 Ottey

Most Appearances:

7	Ottey	83-2, 87-3, 91-3, 93-1, 95-1, 97-3, 03-5q1
	Ferguson/McKenzie	95-6h4, 99-5, 01-1, 03-4q2, 07-7s2, 09-3, 11-6

Women's 200 Metres, continued									
National Placings:									
	1	2	3	4	5	6	7	8	Points
USA	4	8	1	7	7	4	1	1	172
JAM	4	5	4+1=	3	3	2	-	3	132.5
RUS	1	1	2	1	-	3	2	-	45
GER	3	-	1=	1	1	-	-	-	38.5
BAH	1	-	2	1	1	1	1	2	36
GBR	1	-	1	1	1	-	1	-	25
NGR	-	-	1	-	1	3	-	-	19
FRA	-	-	2	1	-	-	-	1	18
NED	2	-	-	-	-	-	-	-	16
UKR	1	-	-	-	-	1	2	-	15
CIV	-	2	-	-	-	-	-	-	14
SRI	-	1	1	-	-	-	-	-	13
URS	-	-	-	1	1	-	-	1	10
CAY	-	-	1	-	-	-	-	2	8
BUL	-	-	-	-	-	1	2	1	8
SUI	-	-	1	-	-	-	-	-	6
BLR	-	-	-	-	1	-	-	-	4
SLO	-	-	-	-	1	-	-	-	4
AUS	-	-	-	-	-	-	2	-	4
CAN	-	-	-	-	-	-	2	-	4
CMR	-	-	-	-	-	1	-	-	3
GAM	-	-	-	-	-	1	-	-	3
POL	-	-	-	-	-	-	1	1	3
BEL	-	-	-	-	-	-	1	-	2
CYP	-	-	-	-	-	-	-	1	1
Totals	17	17	16+2=	16	17	17	15	13	604

400 Metres

Helsinki 1983

Final (Aug 10)

				Halves
1, ¹³¹	Jarmila Kratochvílová	TCH	47.99 _{WR}	23.22/24.77
2, ¹¹¹	Taťána Kocembová	TCH	48.59	23.36/25.23
3, ¹⁴¹	Mariya Pinigina	URS	49.19	23.34/25.85
4, ¹⁵¹	Gaby Bussmann	FRG	49.75	23.88/25.87
5, ¹⁶¹	Marita Payne	CAN	50.06	23.78/26.28
6, ¹⁸¹	Irina Baskakova	URS	50.48	24.14/26.34
7, ¹⁷¹	Dagmar Rübsam	GDR	50.48	24.22/26.26
8, ¹²¹	Rosalyn Bryant	USA	50.66	24.68/25.98

Kratochvílová had already made a big impression in Helsinki: one day before the final she easily took the 800m title just 33 minutes after winning her one-lap semi-final. She had also been obliged to run two preliminary races on each of the first two days of the championships. On the fourth day she was able to concentrate on the 400m final alone. Drawn in lane 3, she started very positively by closing the stagger on Pinigina. Kratochvílová's team-mate, Kocembová, also started quickly in lane 1. Just 0.12 covered the leading three at halfway, according to splits (above) reported by the esteemed Czechoslovakian statistician Jan Popper in *Der Leichtathletik*, crediting unspecified "offiziellen IAAF-Dokumentarstreifen".

A tremendous third 100m brought Kratochvílová into the straight with a lead of five metres. Kocembová momentarily gained on her compatriot, but Kratochvílová powered on to win in the fantastic time of 47.99. It was the first world record to be set at a World Championships. "[It] came as a complete surprise," said Kratochvílová, "I never think about such things, only about the finish line and how to be the first to cross it."

First round (First 5 & 7 fastest to second round) (Aug 7)

Heat 1: 1, Kratochvílová 52.42; 2, Killingbeck 52.62; 3, Belle 53.01; 4, Scutt 53.30; 5, Rossi 53.51; 6, Mughrabi 59.58; 7, Marjorie Gentle BIZ 64.00

Heat 2: 1, Stamenova 53.81; 2, Bussmann 53.93; 3, Griffith 54.02; 4, Caicedo 55.09; 5, Forgács 55.15; 6, Athanas 56.54; 7, Liburd 62.46

Heat 3: 1, Kocembová 52.74; 2, Howard 52.78; 3, Ilieva 53.21; 4, Rattray 53.40; 5, Buala 57.37; 6, Toure 59.37; Florence Gaza SOL DNS

Heat 4: 1, Pinigina 52.49; 2, Crooks 53.83; 3, Rübsam 54.47; 4, Boyd 54.70; 5, Petrus 55.87; 6, Grun 56.84; 7, Baptiste 60.79

Heat 5: 1, Busch 53.16; 2, Baskakova 53.45; 3, Bryant 53.64; 4, Payne 53.96; 5, Ambulo 56.08; 6, Meigham 58.07; Rose Tata-Muya KEN DNS

Second round (First 4 to semi-finals) (Aug 8)

Heat 1: 1, Pinigina 51.05; 2, Bryant 51.44; 3, Busch 51.46; 4, Crooks 51.57; 5, Denise Boyd AUS 52.03; 6, Cathy Rattray JAM 53.78; Margarita Grun URU & Cornelia Baptiste LCA DNS

Heat 2: 1, Baskakova 51.07; 2, Bussmann 51.15; 3, Rübsam 51.62; 4, Killingbeck 52.25; 5, Roberta Belle USA 53.43; 6, Elanga Buala PNG 56.96; 7, Iviechia Petrus ISV 57.24; Halah Mughrabi SYR DNS

Heat 3: 1, Payne 52.23; 2, Ilieva 52.37; 3, Kratochvílová 52.40; 4, Scutt 52.70; 5, June Griffith GUY 53.47; 6, Leticia Athanas TAN 56.92; 7, Irina Ambulo PAN 58.33; Sandra Liburd SKN DNS

Heat 4: 1, Kocembová 51.88; 2, Forgács 52.18; 3, Stamenova 52.22; 4, Howard 52.34; 5, Erika Rossi ITA 53.88; 6, Patricia Meigham GUA 59.85; Eucaris Caicedo COL & Fatalvoudou Touré MLI DNS

Semi-finals (First 4 to final) (Aug 9)

Heat 1: 1, Kratochvílová 51.08; 2, Bussmann 51.22; 3, Baskakova 51.26; 4, Rübsam 51.52; 5, Charmaine Crooks CAN 51.96; 6, Denean Howard USA 52.06; 7, Judit Forgács HUN 52.74; 8, Rositzka Stamenova BUL 53.09

Heat 2: 1, Pinigina 50.07; 2, Kocembová 50.45; 3, Payne 50.78; 4, Bryant 51.04; 5, Sabine Busch GDR 51.09; 6, Michelle Scutt GBR 51.88; 7, Molly Killingbeck CAN 51.97; 8, Katya Ilieva BUL 52.34

Rome 1987

Final (Aug 31)

1, ¹²¹	Olga Bryzgina	URS	49.38	23.82/25.56
2, ¹³¹	Petra Müller	GDR	49.94	23.64/26.30
3, ¹⁶¹	Kirsten Emmelmann	GDR	50.20	23.75/26.45
4, ¹⁵¹	Mariya Pinigina	URS	50.53	23.85/26.68
5, ¹⁷¹	Lillie Leatherwood	USA	50.82	24.37/26.45
6, ¹⁸¹	Jillian Richardson	CAN	51.03	24.76/26.27
7, ¹⁴¹	Diane Dixon	USA	51.13	23.94/27.19
8, ¹¹¹	Olga V. Nazarova	URS	51.20	24.68/26.52

The great Marita Koch never won a world 400m title. She contested the sprints in 1983 and six months before the Rome World Championships, she suddenly announced her retirement from the sport. Without her or Kratochvílová, the standard of women's one-lap running dipped and the 1987 world title was won in a time which would not have been good enough for a medal in Helsinki.

The GDR pair of Emmelmann and Müller went out fastest in the final but were closed down by Bryzgina on the second bend. The Ukrainian took the lead early in the straight and continued to pull clear for a comfortable win. This was the second world championship medal won by the Bryzgin family. The winner's husband Viktor took a bronze in the 1983 sprint relay.

First round (First 3 & 4 fastest to semi-finals) (Aug 29)

Heat 1: 1, Bryzgina 51.62; 2, Richards 52.07; 3, Crooks 52.49; 4, Chepkurui 53.21; 5, Assumpta Achuo Bei CMR 54.18; Kungu Bankombo COD; PT Usha IND DNS

Heat 2: 1, Müller 51.68; 2, Kinzel 52.34; 3, Lacambra 52.46; 4, Ficher 52.59; 5, Usifo 53.64; 6, Jocelyn Joseph ANT 55.61; 7, Anna Cherry LCA 57.20

Heat 3: 1, Pinigina 51.38; 2, Howard 52.06; 3, Thimm 52.48; 4, Rattray-Williams 52.64; 5, Mercy Addy GHA 54.13; 6, Diana Dunrod SKN 57.64; Mariam Zewde ETH DNF

Heat 4: 1, Neubauer 51.96; 2, Leatherwood 52.16; 3, Payne 52.21; 4, Josephine Singarayer MAS 54.56; 5, Nadine Mbitoloum CHA 61.71; Nawal el Moutawakil MAR & Adina Valdez TTO DNS

Heat 5: 1, Richardson 51.94; 2, Olga V. Nazarova 52.04; 3, Figueirêdo 52.29; 4, Arendt 52.80; 5, Forgács 53.15; 6, Esther Petitón CUB 54.50; 7, Vanessa Barlow SAM 61.53

Heat 6: 1, Emmelmann 51.62; 2, Dixon 51.72; 3, Oliver 53.59; 4, Ruth Morris ISV 56.36; Sarmila Ray BAN, Molly Killinbeck & Cosetta Campana ITA DNS

Semi-finals (First 2 & 2 fastest to final) (Aug 30)

Heat 1: 1, Pinigina 50.83; 2, Richardson 50.91; 3, Leatherwood 50.95; 4, Dagmar Neubauer GDR 52.15; 5, Cathy Rattray-Williams JAM 52.51; 6, Fabienne Ficher FRA 52.58; 7, Helga Arendt FRG 52.80; 8, Blanca Lacambra ESP 54.72

Heat 2: 1, Müller 50.15; 2, Bryzgina 50.88; 3, Denean Howard USA 51.28; 4, Charmaine Crooks CAN 51.69; 5, Maria Figueirêdo BRA 52.24; 6, Gisela Kinzel FRG 52.66; 7, Judit Forgács HUN 52.99; 8, Ilrey Oliver JAM 53.35

Heat 3: 1, Emmelmann 50.53; 2, Dixon 50.83; 3, Olga V. Nazarova URS 51.07; 4, Ute Thimm FRG 51.23; 5, Sandie Richards JAM 51.54; 6, Marita Payne CAN 51.75; 7, Francisca Chepkurui KEN 52.86; Maria Usifo NGR DNS

Tokyo 1991

Final (Aug 27)

1, ¹⁴¹	Marie-José Pérec	FRA	49.13	22.82/26.31
2, ¹³¹	Grit Breuer	GER	49.42 _{WJR}	23.00/26.42
3, ¹⁵¹	Sandra Myers	ESP	49.78	23.82/25.96
4, ¹⁶¹	Olga Bryzgina	URS	49.82	23.49/26.33
5, ¹⁸¹	Jearl Miles	USA	50.50	23.72/26.78
6, ¹²¹	Ximena Restrepo	COL	50.79	24.08/26.71
7, ¹⁷¹	Lillie Leatherwood	USA	51.53	24.34/27.19
8, ¹¹¹	Diane Dixon	USA	51.73	24.17/27.56

Nineteen-ninety-one saw an improvement in the standard of women's 400m running, and at the forefront was Pérec. The long-legged Frenchwoman had already won the European Cup in the world's fastest time for four years. In Tokyo she went even quicker despite having to contest four races in four days.

Pérec (lane 3) started fast in the final, passing 200m in 22.82. She was tracked by European Champion Breuer. Pérec clocked 35.12 at 300m and was nearly three metres up on the German (35.39). Breuer, still a junior, was poised to attack on the final straight. Though she began to lose form, the Frenchwoman actually pulled further away from Breuer in the closing stages of the race.

Bryzgina, the defending champion, held third place until the last metres of the race when she was outdipped by Myers.

"The race was very hard," said Pérec. "I knew I had to come out of the second turn ahead because if I am ahead, I win. Talent is not enough."

First round (First 4 & 4 fastest to second round) (Aug 24)

Heat 1: Pérec 51.00; 2, Bryzgina 51.36; 3, Keough 51.51; 4, Olsen 52.84; 5, Allen 53.17; 6, Huang Yanhong CHN 54.51; 7, Lasnet Nkouka CGO 57.85

Heat 2: 1, Myers 52.70; 2, Yusuf 52.81; 3, McLeón 52.87; 4, Carabali 53.31; 5, Tandian 53.65; 6, Vaciseva Tavaga FIJ 58.82; 7, Juliana Nzang Obiang GEQ 64.13

Heat 3: 1, Miles 51.88; 2, Hanson 52.08; 3, Restrepo 52.41; 4, Janke 53.73; 5, Reawadee Srithoa THA 54.94; 6, Zeinabou Jean-Wali NIG 65.03; Sharmaine Williams TKS DQ; Suzie Tanefo CMR DNS

Heat 4: 1, Dixon 52.43; 2, Breuer 52.56; 3, Yurchenko 52.65; 4, Poetschka 52.65; 5, Merino 53.04; 6, Orit Kolodni ISR 54.26; 7, Claudia Acerenza URU 55.82; 8, Graciela von Schmeling PAR 57.37

Heat 5: 1, Opara 51.06; 2, Dzhigalova 51.45; 3, Leatherwood 53.04; 4, Forgács 53.24; 5, Grossenbacher 53.77; 6, Shermaine Ross GRN 55.90; 7, Mary Estelle Kapalu VAN 56.47

Second round (First 4 & 4 fastest to semi-finals) (Aug 25)

Heat 1: 1, Miles 51.88; 2, Myers 52.01; 3, Breuer 52.16; 4, Yusuf 52.46; 5, Olsen 52.95; 6, Aissatou Tandian SEN 53.06; 7, Cheryl Allen CAN 53.21; Aelita Yurchenko URS DNF

Heat 2: 1, Dzhigalova 50.76; 2, Dixon 50.84; 3, Keough 51.13; 4, Poetschka 51.65; 5, Merino 51.82; 6, Carabali 52.38; 7, Judit Forgács HUN 53.79; Charity Opara NGR DQ

Heat 3: 1, Pérec 50.61; 2, Restrepo 50.66; 3, Leatherwood 50.75; 4, Bryzgina 50.79; 5, Hanson 51.02; 6, Karin Janke GER 53.08; 7, Nancy McLeón CUB 53.72; Martha Grossenbacher SUI DNS

Semi-finals (First 4 to final) (Aug 26)

Heat 1: 1, Pérec 49.94; 2, Breuer 50.14; 3, Bryzgina 50.26; 4, Dixon 50.75; 5, Lorraine Hanson GBR 50.93; 6, Norfalia Carabali COL 52.40; 7, Renee Poetschka AUS 52.76; 8, Julia Merino ESP 53.41

Heat 2: 1, Myers 50.64; 2, Leatherwood 50.68; 3, Miles 50.79; 4, Restrepo 50.82; 5, Lyudmila Dzhigalova URS 50.85; 6, Fatimat Yusuf NGR 50.91; 7, Linda Keough GBR 50.98; 8, Solvi Olsen NOR 53.63

Stuttgart 1993

Final (Aug 17)

1, ¹⁶¹ Jearl Miles	USA	49.82	23.95/25.87
2, ¹³¹ Natasha Kaiser-Brown	USA	50.17	23.78/26.39
3, ¹⁴¹ Sandie Richards	JAM	50.44	23.77/26.67
4, ¹⁵¹ Tatyana Alekseyeva	RUS	50.52	23.48/27.04
5, ¹²¹ Ximena Restrepo	COL	50.91	23.71/27.20
6, ¹¹¹ Sandra Myers	ESP	51.22	23.63/27.59
7, ¹⁷¹ Juliet Campbell	JAM	51.40	24.27/27.13
¹⁸¹ Norfalia Carabali	COL	DQ	24.85/27.07 (Tr17.3.1) (51.92)

There was no clear favourite, then lekseyeva came to everyone's attention with personal bests in heat and semi-final. The Russian took off quickest in the final. Conversely, US Champion Miles started conservatively and was only sixth at halfway. She improved to third at 300m and took the lead in the finishing straight as Alekseyeva faded. The next best finish came from Kaiser-Brown, who, like Miles, was wearing a pair of oversized sunglasses. Richards came up to pip Alekseyeva for the bronze.

The winner's time was the slowest at world or Olympic level since 1972, yet it was the fastest in the world at that point in 1993. Marie-José Pérec and Gwen Torrence, arguably the world's best two 400m runners, both decided to concentrate on the sprints in Stuttgart.

First round (First 2 & 6 fastest to semi-finals) (Aug 15)

Heat 1: 1, Alekseyeva 50.88; 2, Richards 51.01; 3, Nadezda Kostovalová TCH 52.69; 4, Elsa Devassogne FRA 52.81; 5, Regula Zürcher-Scalabrin SUI 52.84; 6, Guilhermina da Cruz ANG 55.34; 7, Kaltouma Nadjina CHA 59.76

Heat 2: 1, Kaiser-Brown 51.80; 2, Ruzina 52.23; 3, Keough 52.61; 4, Dora Kyriakou CYP 54.49; 5, Lorie Ann Adams GUY 55.54; 6, Shermaine Ross GRN 55.80; 7, Aminath Nasheeda MDV 67.87; Ruth Mangue GEQ DNS

Heat 3: 1, Restrepo 51.59; 2, Myers 51.77; 3, Yurchenko 52.22; 4, Noodang Phiphoo THA 54.01; 5, Denise Ouabangui CAF 57.18; 6, Lasnet Nkouka CGO 57.95; Grace Birungi UGA DNS

Heat 4: 1, Carabali 51.65; 2, Campbell 51.76; 3, Collins 52.03; 4, Tandian 52.59; 5, Yana Burtasenkova MDA 53.12; 6, Manda Kanoute MLI 55.72; 7, Rachelle Godonou BEN 63.39

Heat 5: 1, Miles 51.24; 2, Turner 52.04; 3, Rücker 52.10; 4, Landre 52.53; 5, Camille Noel CAN 53.11; 6, Mary Estelle Kapalu VAN 56.06; 7, Mirna El-Laz LBN 59.76; Lyudmila Dzhigalova UKR DNS

Semi-finals (First 4 to final) (Aug 16)

Heat 1: 1, Kaiser-Brown 50.41; 2, Alekseyeva 50.49; 3, Campbell 50.89; 4, Carabali 51.17; 5, Aelita Yurchenko UKR 51.55; 6, Inez Turner JAM 52.25; 7, Anja Rücker GER 52.32; 8, Aissatou Tandian SEN 52.77

Heat 2: 1, Miles 50.45; 2, Richards 50.65; 3, Myers 50.83; 4, Restrepo 50.89; 5, Yelena Ruzina RUS 51.14; 6, Linda Keough GBR 52.56; 7, Michelle Collins USA 52.60; 8, Francine Landre FRA 52.72

Gothenburg 1995

Final (Aug 8)

1, ¹⁶¹ Marie-José Pérec	FRA	49.28
2, ¹⁵¹ Pauline Davis	BAH	49.96
3, ¹³¹ Jearl Miles	USA	50.00
4, ¹⁴¹ Cathy Freeman	AUS	50.60
5, ¹¹¹ Fatimat Yusuf	NGR	50.70
6, ¹⁸¹ Falilat Ogunkoya	NGR	50.77
7, ¹⁷¹ Maicel Malone	USA	50.99
8, ¹²¹ Sandie Richards	JAM	51.13

The Gothenburg timetable had been revised to help Pérec attempt the 400m flat and hurdles double, but the day before the 400m final the Frenchwoman, nursing a sore hamstring, withdrew from the hurdles. This meant she did not have to run a heat of the hurdles two hours before the flat final.

Freeman, who beat Pérec in Monaco in late July, went out fast. She was timed at 23.3 at 200m compared with 23.5 for Pérec. The two were level at 300m (35.7) when the Frenchwoman began to pull away. Freeman was passed on either side by Davis and Miles and slipped to fourth in the finishing straight. Pérec's winning time was the world's quickest for three years; Davis cracked 50 seconds in her first major championship 400m, narrowly ahead of defending champion Miles.

First round (First 3 & 3 fastest to semi-finals) (Aug 5)

Heat 1: 1, Freeman 51.29; 2, Neef 51.39; 3, Chebykina 51.58; 4, Linda Kisabaka GER 51.96; 5, Idalmis Bonne CUB 52.10; 6, Zoila Stewart CRC 53.48; 7, Hsu Pei-Chin TPE 54.93

Heat 2: 1, Malone 51.22; 2, Duporty 51.55; 3, Olga V. Nazarova 51.55; 4, Olabisi Afolabi NGR 51.79; 5, Grace Birungi UGA 53.92; 6, Ngozi Mwanamwamba ZAM 53.92; 7, Lu Xifang CHN 56.64

Heat 3: 1, Pérec 51.24; 2, Sotnikova 51.39; 3, Zhang 51.51; 4, Röhlander 51.68; 5, Norfalia Carabali COL 51.96; 6, Öznur Dursun TUR 54.21; Kannan Solaimathi IND DNS

Heat 4: 1, Myers 51.18; 2, Davis 51.21; 3, Graham 51.39; 4, Li 51.50; 5, Sandra Kuschmann GER 51.99; 6, Olga Moroz UKR 52.31; 7, Sharron Celecia GIB 61.03; Kate Clarke LBR DNS

Heat 5: 1, Ogunkoya 50.72; 2, Miles 50.94; 3, Williams 51.32; 4, McLeon 51.39; 5, Evelyne Elien FRA 53.34; 6, Mercy Addy GHA 54.29; Bernice Morton SKN DQ (Tr17.3.1)

Heat 6: 1, Richards 51.30; 2, Rurak 51.32; 3, Georgieva 51.37; 4, Helena Fuchsová CZE 51.96; 5, Lee Naylor AUS 52.37; 6, Vernatta Lesforis LCA 56.43; 7, Mirna El-Laz LBN 59.96; Francine Landre FRA DNF

Heat 7: 1, Yusuf 50.60; 2, Poetschka 51.26; 3, Restrepo 51.57; 4, Ludmila Formanová CZE 52.05; 5, Merlene Frazer JAM 52.24; 6, Dora Kyriakou CYP 52.81; 7, Mary Estelle Kapalu VAN 53.92; 8, Bipendu Mbombo COD 61.60

Semi-finals (First 2 & 2 fastest to final) (Aug 6)

Heat 1: 1, Freeman 50.49; 2, Yusuf 50.56; 3, Richards 50.64; 4, Melanie Neef GBR 51.18; 5, Yulia Sotnikova RUS 51.41; 6, Kim Graham USA 51.77; 7, Ximena Restrepo COL 51.82; 8, Li Jing CHN 53.46

Heat 2: 1, Davis 50.43; 2, Malone 50.77; 3, Renee Poetschka AUS 51.00; 4, Sandra Myers ESP 51.03; 5, Nancy McLeon CUB 51.46; 6, Daniela Georgieva BUL 51.65; 7, Tatyana Chebykina RUS 51.67; 8, Claudine Williams JAM 52.99

Heat 3: 1, Miles 50.39; 2, Pérec 50.42; 3, Ogunkoya 50.85; 4, Olga V. Nazarova RUS 51.83; 5, Julia Duporty CUB 51.85; 6, Uta Röhlander GER 51.99; 7, Yelena Rurak UKR 52.01; 8, Zhang Hengyun CHN 52.59

Athens 1997

Final (Aug 4)

1, ¹¹¹ Cathy Freeman	AUS	49.77	23.93/25.84
2, ¹⁵¹ Sandie Richards	JAM	49.79	23.87/25.92
3, ¹⁴¹ Jearl Miles-Clark	USA	49.90	23.90/26.00
4, ¹⁶¹ Grit Breuer	GER	50.06	23.66/26.40
5, ¹³¹ Falilat Ogunkoya	NGR	50.27	23.83/26.44
6, ¹⁸¹ Helena Fuchsová	CZE	50.66	23.82/26.84
7, ¹⁷¹ Pauline Davis	BAH	50.68	24.31/26.37
8, ¹²¹ Tatyana Alekseyeva	RUS	51.37	23.65/27.72

After finishing only third in her semi behind 1993 champion Miles-Clark and Ogunkoya, Olympic silver medallist Freeman was drawn in lane one, but she refused to be daunted by that and went on to claim the title vacated by Pérec. It was a close-run affair as Freeman – last at 100, seventh at 200m and a close second to Ogunkoya (36.11) at 300m in 36.13 – surged into the lead and found the strength to prevail by just 2/100ths over training partner Richards, with Miles-Clark a metre behind. “Although I am still inexperienced I think I chose the right tactics,” said Freeman, the first Australian aboriginal to win any world athletics title, and the only athlete to have won a world title at 400m from an unseeded lane.

First round (First 4 & 4 fastest to second round) (Aug 2)

Heat 1: 1, Fuchsová 51.05; 2, Alekseyeva 51.61; 3, Damayanthi 51.99; 4, Afolabi 52.13; 5, Williams 52.30; 6, Antoine 52.44; 7, Maria Figueirêdo BRA 53.95; 8, Charmaine Smit NAM 55.67
Heat 2: 1, Richards 51.57; 2, Miles-Clark 51.77; 3, Curbishley 51.97; 4, Carabali 52.18; 5, Hana Benesová CZE 52.74; 6, Mayra González MEX 53.63; 7, Kaltouma Nadjina CHA 54.49; 8, Cathalina Stave STV 55.54
Heat 3: 1, Graham 51.92; 2, Fraser 52.21; 3, Spuri 52.54; 4, Chebykina 52.57; 5, Inez Turner JAM 53.34; 6, Hristina Panagou GRE 54.23; 7, Grace Dinkins LBR 55.19; Charity Opara NGR DNS
Heat 4: 1, Breuer 51.43; 2, Kotlyarova 51.55; 3, Ogunkoya 51.77; 4, Kostovalová 52.15; 5, de Jongh 52.47; 6, Zoila Stewart CRC 54.03; 7, Dijana Kojić BIH 55.06; 8, Olga Conte ARG 55.82
Heat 5: 1, Graham 51.45; 2, Freeman 51.53; 3, Malone 51.57; 4, Davis 51.61; 5, Rücker 51.84; 6, Marina Filipović YUG 53.16; 7, Svetlana Bodritskaya KAZ 53.28
Second round (First 4 & 4 fastest to semi-finals) (Aug 2)
Heat 1: 1, Richards 50.08; 2, Fuchsová 50.36; 3, Davis 50.53; 4, Kotlyarova 50.63; 5, Malone 50.77; 6, Curbishley 50.78; 7, Rücker 51.36; Adri de Jongh RSA DNF
Heat 2: 1, Ogunkoya 50.39; 2, Breuer 50.65; 3, Alekseyeva 50.90; 4, Graham 51.72; 5, Ladonna Antoine CAN 52.37; 6, Nadezda Kostovalová CZE 52.61; 7, Darsha Damayanthi SRI 53.49; 8, Tonique Williams BAH 54.23
Heat 3: 1, Miles-Clark 50.66; 2, Freeman 50.75; 3, Graham 51.03; 4, Afolabi 51.07; 5, Fraser 51.11; 6, Norfalia Carabali COL 51.42; 7, Tatyana Chebykina RUS 51.57; 8, Patrizia Spuri ITA 52.15
Semi-finals (First 4 to final) (Aug 3)
Heat 1: 1, Miles-Clark 50.05; 2, Ogunkoya 50.06; 3, Freeman 50.11; 4, Davis 50.77; 5, Lorraine Graham JAM 50.90; 6, Olga Kotlyarova RUS 51.03; 7, Anja Rücker GER 51.94; Donna Fraser GBR DNS
Heat 2: 1, Richards 50.21; 2, Breuer 50.33; 3, Fuchsová 50.69; 4, Alekseyeva 50.98; 5, Maicel Malone USA 51.40; 6, Allison Curbishley GBR 51.42; 7, Olabisi Afolabi NGR 51.44; 8, Kim Graham USA 51.54

Seville 1999

Final (Aug 26)

1, ¹⁵¹ Cathy Freeman	AUS	49.67	23.79/25.88
2, ¹⁸¹ Anja Rücker	GER	49.74	24.03/25.71
3, ¹³¹ Lorraine Graham	JAM	49.92	23.59/26.33
4, ¹⁴¹ Falilat Ogunkoya	NGR	50.03	23.66/26.37
5, ¹¹¹ Katharine Merry	GBR	50.52	23.91/26.61
6, ¹²¹ Natalya Nazarova	RUS	50.61	24.09/26.52
7, ¹⁶¹ Grit Breuer	GER	50.67	24.08/26.59
8, ¹⁷¹ Olga Kotlyarova	RUS	50.72	24.26/26.46

Following a difficult climb back to the top after injury, Freeman again demonstrated her formidable competitive streak by winning her 32nd 400m final out of 33 since her Olympic silver medal three years earlier. A 49.76 semi-final from the outside lane indicated she was ready for the defence of her title, and she was too strong for everyone in the final in 49.67, her fastest for two years.

Ogunkoya, winner of the other semi-final, was narrowly ahead of Freeman at 300m (35.95 to 35.97). The Australian moved away and the Nigerian battled with Graham for the silver, only for Rücker in lane 8 to pass both. The German finished strongly for second in 49.74 (her pre-Seville best was 50.64). The Jamaican was third also in a personal best time. Merry, who only ran her first serious 400m the year before and decided in July to switch from 200m to 400m in Seville, rose to the new challenge by placing fifth in the final.

First round (First 4 & 4 fastest to second round) (Aug 22)

Heat 1: 1, Breuer 51.13; 2, Collins 51.14; 3, Guevara 51.23; 4, De Angeli 52.60; 5, Leanie van der Walt RSA 53.53; 6, Zoila Stewart CRC 54.55; 7, Yelena Piskunova UZB 55.44
Heat 2: 1, Malone-Wallace 51.13; 2, Graham 51.32; 3, Rohländer 51.87; 4, Landre 52.07; 5, Tonique Williams BAH 52.95; 6, Svetlana Bodritskaya KAZ 53.74; 7, Ann Mooney PNG 57.30
Heat 3: 1, Opara 51.42; 2, Nazarova 52.25; 3, Burianová 52.49; 4, Darsha 52.68; 5, Tracey Barnes JAM 53.41; 6, Kristina Perica CRO 53.52; 7, Diala Al-Chabi LBN 57.22; 8, Donata Mutegwamaso RWA 60.04
Heat 4: 1, Ogunkoya 51.43; 2, Thiam 51.59; 3, Komgang 51.68; 4, Shinkins 52.12; 5, Tavares 52.74; 6, Louise Ayetotche CIV 55.44; 7, Hazel-Ann Regis GRN 57.64
Heat 5: 1, Merry 51.48; 2, Fuchsová 51.71; 3, Nadjina 51.90; 4, Andrews 51.99; 5, Ruicu 52.04; 6, Chen 52.76; 7, Maritza Figueroa NCA 57.64; 8, Ony Paule Ratsimbazafy MAD DNS
Heat 6: 1, Freeman 51.49; 2, Afolabi 51.50; 3, Kotlyarova 51.70; 4, Nguimgo 51.89; 5, Fraser 52.38; 6, Lisette Ferri ESP 54.50; 7, Dijana Kojić BIH 56.08
Heat 7: 1, Rücker 51.09; 2, Reid 51.94; 3, C Williams 52.01; 4, F Williams 53.07; 5, Grace Dinkins LBR 53.25; 6, Melissa Straker BAR 53.97; Lee Naylor AUS DQ (Tr17.3.1); Haoulatta Ahmed COM DQ (Tr16.8)
Second round (First 4 to semi-finals) (Aug 23)
Heat 1: 1, Opara 50.82; 2, Merry 50.86; 3, Fuchsová 51.18; 4, Reid 51.19; 5, Claudine Williams JAM 51.40; 6, Otilia Ruicu ROU 51.86; 7, Mireille Nguimgo CMR 51.98; 8, Foy Williams CAN 54.34
Heat 2: 1, Rücker 50.62; 2, Collins 50.75; 3, Graham 51.02; 4, Kotlyarova 51.21; 5, Claudine Komgang CMR 51.73; 6, Susan Andrews AUS 52.05; 7, Karen Shinkins IRL 52.08; 8, Chen Yuxiang CHN 52.93
Heat 3: 1, Breuer 50.41; 2, Afolabi 50.47; 3, Freeman 50.49; 4, Guevara 51.08; 5, Francine Landre FRA 52.07; 6, Kaltouma Nadjina CHA 52.47; 7, Virna De Angeli ITA 52.78; 8, Maria do Carmo Tavares POR 52.86
Heat 4: 1, Ogunkoya 50.59; 2, Nazarova 50.77; 3, Malone-Wallace 50.82; 4, Thiam 51.05; 5, Uta Rohländer GER 51.45; 6, Donna Fraser GBR 52.01; 7, Jitka Burianová CZE 52.52; 8, Damayanthi Darsha SRI 53.33
Semi-finals (First 4 to final) (Aug 25)
Heat 1: 1, Ogunkoya 49.96; 2, Graham 50.05; 3, Rücker 50.09; 4, Nazarova 50.48; 5, Michele Collins USA 50.67; 6, Ana Guevara MEX 50.70; 7, Helena Fuchsová CZE 50.84; 8, Suziann Reid USA 50.90
Heat 2: 1, Freeman 49.76; 2, Breuer 50.16; 3, Merry 50.21; 4, Kotlyarova 50.32; 5, Olabisi Afolabi NGR 50.40; 6, Charity Opara NGR 50.52; 7, Amy Mbacke Thiam SEN 50.77; 8, Maicel Malone-Wallace USA 50.93

Edmonton 2001

Final (Aug 7)

1, ¹⁴¹ Amy Mbacké Thiam	SEN	49.86
2, ¹⁷¹ Lorraine Fenton	JAM	49.88
3, ¹³¹ Ana Guevara	MEX	49.97
4, ¹⁵¹ Grit Breuer	GER	50.49
5, ¹⁶¹ Kaltouma Nadjina	CHA	50.80
6, ¹²¹ Olesya Zykina	RUS	50.93
7, ¹¹¹ Mireille Nguimgo	CMR	51.97
¹⁸¹ Falilat Ogunkoya	NGR	DNF

The winning time was the slowest yet, but the race was very exiting with three changes in the lead down the finishing straight. Breuer, contesting her fourth final, ran hard down the backstraight before Guevara entered the straight narrowly in front of the German and 1999 bronze medallist Fenton (née Graham). Breuer fell back and the Jamaican then edged ahead, by which time the lanky Senegalese Thiam had inched past Guevara. Fenton (lane 7) and Thiam (lane 4) appeared to be level, but on the line Thiam's dip was 0.02 ahead. The winner's splits were 12.1, 23.9 & 36.3.

First round (First 3 & 6 fastest to semi-finals) (Aug 5)

Heat 1: 1, Nadjina 51.24; 2, Washington 51.50; 3, Richards 51.71; 4, Zana Minina LTU 52.98; 5, Gretta Taslakian LBN 57.06; Alena Petrova TKM DQ (Tr17.3.1); (4,) Sologub DQ (AdR10.1) (51.78); Sandrine Kangni TOG DNS
Heat 2: 1, Collins 51.26; 2, Fenton 51.80; 3, Marx 52.03; 4, Otilia Ruicu ROU 52.33; 5, Foy Williams CAN 52.92; 6, Maria do Carmo Tavares POR 54.08; 7, Gladys Mateyo ZIM 59.30 Verica Dimitrovska MKD DQ (Tr17.3.1)

Heat 3: 1, Zykina 51.56; 2, Ogunkoya 51.79; 3, Kozak 52.35; 4, Catherine Murphy GBR 52.40; 5, Francine Landre FRA 52.57; 6, Christine Armetil BAH 53.07; 7, Julia Alba ESP 54.73; 8, Mereoni Raluve FIJ 58.03

Heat 4: 1, Guevara 50.99; 2, Kapachinskaya 51.12; 3, Ekpo-Umoh 51.77; 4, Prokopek 51.92; 5, Beenamol 52.17; 6, Nova Peris AUS 53.55; 7, Tsvetelina Kirilova BUL 54.82

Heat 5: 1, Breuer 50.71; 2, Hennagan 51.12; 3, Shinkins 51.37; 4, Fraser 52.02; 5, Pompey 52.20; 6, Jane Arnott NZL 52.57; 7, Natalya Antyukh RUS 52.71

Heat 6: 1, Thiam 50.99; 2, Nguimgo 51.09; 3, Seylerling 51.78; 4, Darsha 52.21; 5, LaDonna Antoine CAN 52.38; 6, Allison Beckford JAM 53.08; 7, Jitka Burianová CZE 53.29; Koldiana Shala ALB DQ (Tr17.3.1)

Semi-finals (First 2 & 2 fastest to final) (Aug 6)

Heat 1: 1, Breuer 50.32; 2, Zykina 50.59; 3, Nguimgo 50.71; 4, Demetria Washington USA 51.26; 5, Karen Shinkins IRL 51.66; 6, Damayanthi Darsha SRI 51.83; 7, Grażyna Prokopek POL 52.28; Natalya Sologub BLR DQ (ADR10.1) (51.43)

Heat 2: 1, Thiam 50.21; 2, Nadjina 50.38; 3, Ogunkoya 50.50; 4, Heide Seylerling RSA 50.87; 5, Monique Hennagan USA 50.98; 6, Sandie Richards JAM 51.40; 7, Claudia Marx GER 51.75; 8, Kalayathumkuzhiyil Mathew Beenamol IND 52.68

Heat 3: 1, Guevara 50.58; 2, Fenton 50.61; 3, Michele Collins USA 51.22; 4, Florence Ekpo-Umoh GER 51.47; 5, Anastasiya Kapachinskaya RUS 51.68; 6, Donna Fraser GBR 51.77; 7, Aliann Pompey GUY 51.96; 8, Anna Kozak BLR 52.13

Paris 2003

Final (Aug 27)

1, ¹³¹ Ana Guevara	MEX	48.89	23.2/25.7
2, ¹⁵¹ Lorraine Fenton	JAM	49.43	23.7/25.7
3, ¹⁶¹ Amy Mbacké Thiam	SEN	49.95	23.3/26.7
4, ¹⁷¹ Natalya Nazarova	RUS	49.98	
5, ¹⁴¹ Tonique Williams	BAH	50.38	23.6/26.8
6, ¹⁸¹ Olesya Zykina	RUS	50.59	
7, ¹¹¹ Lee McConnell	GBR	51.07	
8, ¹²¹ Svetlana Pospelova	RUS	51.30	

Guevara had been unbeaten in 21 finals since her Edmonton bronze. In Paris, she not only won again but moved into the world all-time top 10 at 48.89, the world's quickest since 1996. It was defending champion Thiam (lane 6) who started fastest in the final before Guevara (lane 3) went ahead to reach 200m in 23.2. Edmonton runner-up Fenton closed on the second bend before the Mexican pulled clear in the straight. Thiam barely held off Nazarova for the bronze. This was Mexico's first woman's gold and their first ever in these championships outside of the men's walks.

First round (First 3 & 9 fastest to semi-finals) (Aug 24)

Heat 1: 1, Guevara 51.14; 2, Usovich 51.39; 3, Afolabi 51.47; 4, Nguimgo 51.65; 5, Shinkins 52.06; 6, Sandrine Thiébaud-Kangni TOG 52.50; 7, Geisa Coutinho BRA 53.31

Heat 2: 1, Nazarova 51.09; 2, Amertil 51.72; 3, Richards 51.86; 4, Yefremova 51.91; 5, Tkach 52.06; 6, Trotter 52.17; 7, Irisca Kithouka CGO 60.04

Heat 3: 1, Williams 51.24; 2, Zykina 51.32; 3, Washington 51.53; 4, Regis 51.97; 5, Chrisoula Goudenoudhi GRE 52.33; 6, Solèn Désert FRA 52.41; 7, Aida Torosyan ARM 58.02; 8, Wai Kuan Hoi MAC 60.75

Heat 4: 1, Fenton 50.90; 2, Pospelova 51.00; 3, McConnell 51.67; 4, Bulikiobo 52.01; 5, Aliann Pompey GUY 52.21; 6, Fatou Binetou Fall SEN 52.35; 7, Eliana Pacheco VEN 54.32

Heat 5: 1, Thiam 50.86; 2, Richards 51.00; 3, Prokopek 51.36; 4, Smith 51.62; 5, Seylerling 52.18; 6, Claudia Marx GER 52.30; 7, Lilian Bwalya ZAM 56.84; 8, Shifana Ali MDV 61.74

Semi-finals (First 2 & 2 fastest to final) (Aug 25)

Heat 1: 1, Thiam 50.78; 2, Pospelova 50.84; 3, McConnell 51.06; 4, Sanya Richards USA 51.32; 5, Olabisi Afolabi NGR 51.38; 6, Ronetta Smith JAM 51.39; 7, Heide Seylerling RSA 51.89; 8, Hazel-Ann Regis GRN 51.95

Heat 2: 1, Williams 50.43; 2, Fenton 50.45; 3, Zykina 50.96; 4, Demetria Washington USA 51.31; 5, Deedee Trotter USA 51.68; 6, Grażyna Prokopek POL 51.89; 7, Makelesi Bulikiobo FIJ 52.27; 8, Antonina Yefremova UKR 53.19

Heat 3: 1, Guevara 50.68; 2, Nazarova 50.92; 3, Mireille Nguimgo CMR 51.19; 4, Svetlana Usovich BLR 51.46; 5, Sandie Richards JAM 51.80; 6, Christine Amertil BAH 51.85; 7, Anna Tkach ISR 52.25; 8, Karen Shinkins IRL 52.74

Helsinki 2005

Final (Aug 10)

			300m/Last 100m
1, ¹⁶¹ Tonique Williams-Darling	BAH	49.55	35.7/13.9
2, ¹³¹ Sanya Richards	USA	49.74	35.6/14.2
3, ¹⁴¹ Ana Guevara	MEX	49.81	36.1/13.8
4, ¹⁵¹ Svetlana Pospelova	RUS	50.11	35.8/14.4

5, ¹⁷¹ Deedee Trotter	USA	51.14	36.5/14.7
6, ¹²¹ Olesya Zykina	RUS	51.24	36.7/14.6
7, ¹¹¹ Monique Henderson	USA	51.77	36.3/15.5
8, ¹⁸¹ Amy Mbacké Thiam	SEN	52.22	36.5/15.8

Although Williams-Darling and Richards had traded wins during the season, Richards was probably a slight favourite by dint of her faster seasonal best (49.28 versus 49.69). Pospelova was the only athlete under 51 seconds in the heats, with 50.80. The serious running began the next day. Richards and Williams-Darling pleased their supporters with Richards winning the first race in 50.05 after easing down, while the Olympic Champion swept away the opposition in the last heat, passing 300m in 35.5 before finishing in 49.69. Pospelova won the other semi in 50.34.

For Thiam, Guevara and Zykina this was their third final. Richards was out fastest, and led at 200m 23.5, with Pospelova and Williams-Darling her closest pursuers. At 300m Richards still led, but the margin was now only one metre as Williams-Darling began to edge closer to the lead. She caught Richards with 30m to go and won by 1½m from the American, with Guevara, the fastest over the last 100m, third just behind Richards. Pospelova placed fourth, nearly 10m ahead of Trotter, while Zykina was sixth – for the third championship in a row!

An emotional Williams-Darling first shouted "what!" repeatedly after winning, before mouthing the words "thank you."

First round (First 3 & 6 fastest to semi-finals) (Aug 7)

Heat 1: 1, Guevara 51.14; 2, Amertil 51.35; 3, Fall 51.45; 4, Fraser 51.68; 5, Guzowska 52.20; 6, Dimitra Dova GRE 52.29; 7, Egle Uljas EST 52.94; 8, Kou Luogon LBR 54.85

Heat 2: 1, Trotter 51.44; 2, Ohuruogu 51.76; 3, Shinkins 51.82; 4, Nadjina 51.88; 5, Teodoro 52.19; 6, Asami Tanno JPN 52.80; 7, Sandrine Thiébaud-Kangni TOG 53.39; 8, Gayane Bulghadartan ARM 59.46

Heat 3: 1, Pospelova 50.80; 2, Pontene 51.37; 3, El Jack 51.61; 4, María Laura Almirão BRA 52.69; 5, Lisvania Grenot CUB 53.05; 6, Bárbara Petrán HUN 53.09; 7, Kirsi Mykkänen FIN 53.10; 8, Shifana Ali MDV 61.55

Heat 4: 1, Williams-Darling 51.04; 2, Zykina 51.59; 3, Williams 52.07; 4, Kozak 52.19; 5, Grażyna Prokopek POL 52.39; 6, Solèn Desert FRA 52.94; 7, Amantle Montsho BOT 53.97

Heat 5: 1, Richards 51.00; 2, Thiam 51.66; 3, Fenton 52.07; 4, Hazel-Ann Regis GRN 52.51; 5, Antonina Yefremova UKR 52.89; 6, Aliann Pompey GUY 53.12; 7, Estie Wittstock RSA 53.28

Heat 6: 1, Antyukh 51.38; 2, Henderson 51.65; 3, Usovich 51.66; 4, McConnell 52.00; 5, Ronetta Smith JAM 52.26; 6, Kineke Alexander VIN 54.45; 7, Mounira Al-Saleh SYR 55.83; Hortense Bèwouda CMR DNF

Semi-finals (First 2 & 2 fastest to final) (Aug 8)

Heat 1: 1, Richards 50.05; 2, Thiam 50.83; 3, Natalya Antyukh RUS 50.99; 4, Nawal El Jack SUD 51.85; 5, Tiandra Pontene SKN 51.88; 6, Shericka Williams JAM 52.44; 7, Donna Fraser GBR 52.48; 8, Anna Kozak BLR 52.73

Heat 2: 1, Pospelova 50.34; 2, Trotter 50.73; 3, Christine Amertil BAH 51.03; 4, Christine Ohuruogu GBR 51.43; 5, Lorraine Fenton JAM 51.48; 6, Kaltouma Nadjina CHA 52.07; 7, Fatou Binetou Fall SEN 52.35; 8, Anna Guzowska POL 52.45

Heat 3: 1, Williams-Darling 49.69; 2, Guevara 50.33; 3, Zykina 50.73; 4, Henderson 50.73; 5, Ilona Usovich BLR 50.96; 6, Lee McConnell GBR 51.15; 7, Lucimar Teodoro BRA 51.98; 8, Karen Shinkins IRL 52.17

Osaka 2007

Final (Aug 29)

1, ¹⁶¹ Christine Ohuruogu	GBR	49.61	23.78/25.83
2, ¹⁴¹ Nicola Sanders	GBR	49.65	24.08/25.57
3, ¹⁷¹ Novlene Williams	JAM	49.66	23.37/26.29
4, ¹⁹¹ Ana Guevara	MEX	50.16	
5, ¹⁸¹ Deedee Trotter	USA	50.17	24.1 /26.1
6, ¹⁵¹ Natalya Antyukh	RUS	50.33	
7, ¹³¹ Ilona Usovich	BLR	50.54	
8, ¹²¹ Mary Wineberg	USA	50.96	

Sanya Richards and Allyson Felix contested the 200m, so Williams became the pre-race favourite. The Jamaican was the fastest in both preliminary rounds, with 50.21 and 49.66. The other semi-final winners were the British pair of Sanders and Ohuruogu. The latter had just returned from a year's suspension after having missed three doping control tests and clocked a surprising 50.56 in the Osaka warm-up meeting two days before the championships opened.

Williams and former champion Guevara were off fastest in the final, passing 100m in 12.0, then Williams surged and led at halfway in

23.37, with Ohuruogu and Guevara four metres behind. At 300m Williams led by two metres in 35.73, with Antyukh (35.9), Ohuruogu (36.13) and Sanders (36.17) well placed to attack. First Sanders and then Ohuruogu passed Antyukh. The two Britons closed on Williams, finally catching her with five metres to go, and Ohuruogu finally dipped 30cm ahead of Sanders and Williams, who appeared to ease off just before the line. In fourth place Guevara completed what was to be her final individual race. The 2005 champion Tonique Darling had already retired at this point in time.

First round (First 4 & 4 fastest to semi-finals) (Aug 26)

Heat 1: 1, Antyukh 50.88; 2, Wineberg 51.25; 3, Lloyd 51.42; 4, McConnell 51.44; 5, Oksana Shcherbak UKR 52.39; 6, Justine Bayigga UGA 53.25; 7, Joy Eze NGR 53.83; 8, Olga Tereshkova KAZ 54.09

Heat 2: 1, Trotter 51.27; 2, Sanders 51.45; 3, Cuddihy 51.55; 4, Amertil 51.55; 5, Zuzanna Radecka POL 52.19; 6, Folashade Abugan NGR 52.58; 7, Maria Laura Almira BRA 53.68; 8, HazelAnn Regis GRN 54.78; 9, Vera Barbosa CPV 58.56

Heat 3: 1, Veshkurova 51.67; 2, S Williams 51.72; 3, Petrahn 51.86; 4, Montsho 51.87; 5, Kineke Alexander VIN 52.51; 6, Ginou Etienne HAI 53.89; 7, Amy Mbacke Thiam SEN 54.31; 8, Nawal Al-Jak SUD 55.29

Heat 4: 1, N Williams 50.21; 2, Guevara 50.85; 3, Tirlea 51.59; 4, Martinez 51.74; 5, Pompey 51.95; 6, Ekpukhon 52.05; 7, Makelesi Bulikiobo FIJ 52.23; 8, Solen Desert FRA 54.03

Heat 5: 1, Ohuruogu 50.46; 2, Usovich 50.53; 3, Hastings 51.07; 4, Terrero 51.76; 5, Reina 52.02; 6, Tanno 52.13; 7, Gabriela Medina MEX 53.16; 8, Sandrine Thiebaud-Kangni TOG 54.11; 9, Temalangen Dlamini SWZ 58.27

Semi-finals (First 2 & 2 fastest to final) (Aug 27)

Heat 1: 1, N Williams 49.66; 2, Guevara 50.19; 3, Usovich 50.31; 4, Joanne Cuddihy IRL 50.73; 5, Lee McConnell GBR 51.07; 6, Indira Terrero CUB 51.08; 7, Natasha Hastings USA 51.45; 8, Asami Tanno JPN 51.81

Heat 2: 1, Sanders 49.77; 2, Antyukh 49.93; 3, Trotter 50.31; 4, Shericka Williams JAM 50.37; 5, Christine Amertil BAH 51.18; 6, Daniela Reina ITA 51.99; 7, Barbara Petrahn HUN 52.12; 8, Aliann Pompey GUY 53.58

Heat 3: 1, Ohuruogu 50.16; 2, Wineberg 50.27; 3, Tatyana Veshkurova RUS 50.71; 4, Amantle Montsho BOT 50.90; 5, Shereefa Lloyd JAM 51.00; 6, Christy Ekpukhon NGR 51.60; 7, Ionela Tirlea ROU 51.62; 8, Aymee Martinez CUB 57.77

X

Berlin 2009

Final (Aug 18)

1, ¹³¹	Sanya Richards	USA	49.00	23.50/25.50
2, ¹⁴¹	Shericka Williams	JAM	49.32	23.76/25.56
3, ¹⁵¹	Antonina Krivoschapka	RUS	49.71	23.59/26.12
4, ¹⁶¹	Novlene Williams-Mills	JAM	49.77	24.00/25.77
5, ¹⁷¹	Christine Ohuruogu	GBR	50.21	24.32/25.89
6, ¹¹¹	Debbie Dunn	USA	50.35	23.94/26.41
7, ¹⁸¹	Amantle Montsho	BOT	50.65	24.47/26.18
(7), ¹²¹	Anastasiya Kapachinskaya	RUS	DQ	24.39/26.14 (AdR10.8) (50.53)

Rightful finalist: Nicola Sanders GBR

At the age of 24, Richards was appearing in her fourth World Championship, but she had never won an individual title. Starting quickly, the American led by a metre at 100m, but then appeared to hold back from pushing too much in the second 100. Working hard in the third quarter of the race, Richards held a lead of over 2m from Krivoschapka coming into the straight. The Russian faded as Shericka Williams, who had won silver in Beijing ahead of Richards, gained 4m on Krivoschapka. She could gain only a half metre on Richards, who lifted her arms in triumph while crossing the line. For the first time, a woman had run 400m in exactly 49 seconds. Williams-Mills just failed to catch Krivoschapka for the bronze.

First round (First 3 & 6 fastest to semi-finals) (Aug 15)

Heat 1: 1, Litvinova 51.31; 2, Grenot 51.45; 3, Terrero 51.98; 4, Ponteen 52.54; 5, Day 53.13; 6, Marina Maslenko KAZ 54.38; 7, Phyo Thet Khin MYA 60.35

Heat 2: 1, N Williams-Mills 51.55; 2, Beard 51.72; 3, Nwachukwu 51.74; 4, Alexander 52.44; 5, Sakari 52.88; 6, Kia Davis LBR 56.85; Khoury Keita MTN DQ (Tr17.3.1)

Heat 3: 1, Montsho 50.65; 2, S Williams 51.23; 3, Desert-Mariller 51.63; 4, Abugan 51.70; 5, Racheal Nachula ZAM 53.21; Nawal El Jack SUD DNF

Heat 4: 1, Dunn 51.13; 2, Chandrika Rasnayake SRI 53.68; 3, Fatou Bintou Fall SEN 54.46; 4, Rozina Shafqat PAK 60.72; Christine Amertil BAH DQ (Tr17.3.1); (2), Kapachinskaya DQ (AdR10.8) (51.17); (3), Ogoegbunam DQ (AdR10.8) (52.85)

Heat 5: 1, Richards 51.06; 2, Ohuruogu 51.30; 3, Pompey 51.38; 4, Gonzalez 51.86; 5, Makelesi Batimala FIJ 54.65; 6, Trish Bartholomew GRN 54.89; 7, Claudine Yemalin BEN 58.82

Heat 6: 1, Sanders 51.64; 2, Thiam 52.79; 3, Esther Akinsulie CAN 53.21; 4, Asami Tanno JPN 53.30; 5, Sharolyn Scott CRC 55.63; 6, Rania Al-Qabali JOR 60.90; Krivoschapka DQ (AdR10.8) (51.03)

Semi-finals (First 2 & 2 fastest to final) (Aug 16)

Heat 1: 1, N Williams-Mills 49.88; 2, Montsho 49.89; 3, Aliann Pompey GUY 50.71; 4, Jessica Beard USA 51.20; 5, Norma Gonzalez COL 51.91; 6, Kineke Alexander

VIN 53.43; (3), Kapachinskaya DQ (AdR10.8) (50.30); Amaka Ogoegbunam NGR DQ (AdR10.8) (DNF)

Heat 2: 1, S Williams 49.51; 2, Krivoshapka 49.67; 3, Dunn 49.95; 4, Nicola Sanders GBR 50.45; 5, Amy Mbacke Thiam SEN 51.70; 6, Sade Abugan NGR 51.75; 7, Joy Sakari KEN 52.69; 8, Solen Desert-Mariller FRA 53.26

Heat 3: 1, Richards 50.21; 2, Ohuruogu 50.35; 3, Lyudmila Litvinova RUS 50.52; 4, Libania Grenot ITA 50.85; 5, Indira Terrero CUB 51.87; 6, Sorina Nwachukwu GER 51.98; 7, Tiandra Ponteen SKN 53.22; 8, Christine Day JAM 53.46

X

Daegu 2011

Final (Aug 29)

1, ¹⁴¹	Amantle Montsho	BOT	49.56	23.3/26.3
2, ¹³¹	Allyson Felix	USA	49.59	23.4/26.2
3, ¹⁵¹	Francena McCorory	USA	50.45	23.7/26.8
4, ¹²¹	Antonina Krivoshapka	RUS	50.66	23.7/27.0
5, ¹⁷¹	Shericka Williams	JAM	50.79	24.3/26.5
6, ¹¹¹	Sanya Richards-Ross	USA	51.32	24.1/27.3
7, ¹⁸¹	Novlene Williams-Mills	JAM	52.89	23.5/29.4
(3), ¹⁶¹	Anastasiya Kapachinskaya	RUS	DQ	23.8/26.5 (AdR10.8) (50.24)

Rightful finalist: Rosemarie Whyte JAM

It was Montsho and Felix who had dominated the world scene with seven Diamond League wins between them. Felix, drawn inside Montsho, led at 100m, but Montsho drove hard down the back straight and led by a metre at 200m. The Commonwealth Champion then increased her lead slightly on the second curve, passing 300m in 35.7, 0.2 ahead of Felix, with McCorory third in 36.1.

The two leaders drew away from the rest down the final straight, with Felix edging ever closer to Montsho. After a terrific battle, the Botswana reached the haven of the tape some 30cm ahead. Former champion Ohuruogu was disqualified for false starting in round one.

In 2017, it was confirmed that Kapachinskaya had failed a re-test of her doping samples from the Beijing Olympics and Daegu 2011. All her results since August 17, 2008 were declared invalid. Besides her Daegu bronze, she lost her seventh place from Berlin 2009 and Russia were stripped of relay medals from both championships. For the first time, special reallocation ceremonies were staged at the 2017 World Championships in London. McCorory became the first individual athlete to receive an upgrade on such an occasion, when she was handed her 2011 medal.

First round (First 4 & 4 fastest 9 to semi-finals) (Aug 27)

Heat 1: 1, Williams-Mills 51.30; 2, Felix 51.45; 3, Cuddihy 51.82; 4, Milani 51.94; 5, Coutinho 52.15; 6, Graciela Martins GBS 58.22; 7, Sandrine Thiebaud-Kangni TOG 59.68; (6), Pinar Saka TUR DQ (AdR10.8) (53.59)

Heat 2: 1, Soumah 52.23; 2, Beard 52.40; 3, Aliann Pompey GUY 53.59; 4, Tjipekapora Herunga NAM 54.08; 5, Alaa Hikmat Al-Qaysi IRQ 55.62; (1), Yefremova DQ (AdR10.8) (51.35); (1), Kapachinskaya DQ (AdR10.8) (51.43)

Heat 3: 1, Whyte 51.38; 2, Krivoshapka 51.52; 3, Pygyda 51.67; 4, Magiso 52.23; 5, Nachula 53.49; 6, Daisurami Bonne CUB 53.69; 7, Evodie-Lydie Saramandji CAF 65.10; Christine Ohuruogu GBR DQ (Tr16.8)

Heat 4: 1, Montsho 50.95; 2, McCorory 52.18; 3, McConnell 52.75; 4, Magi 52.93; 5, Gonzalez 53.35; 6, Aymee Martinez CUB 53.67; 7, Amber Simukonda MAW 54.81

Heat 5: 1, Richards-Ross 51.37; 2, Williams 51.66; 3, Hjelmer 52.26; 4, Rosolova 52.51; 5, Sanders 52.65; 6, Kseniya Karanduk UKR 54.10; 7, Betty Burua PNG 56.98

Semi-finals (First 2 & 2 fastest to final) (Aug 28)

Heat 1: 1, Felix 50.36; 2, Williams-Mills 50.48; 3, Krivoshapka 50.55; 4, Nataliya Pygyda UKR 51.61; 5, Moa Hjelmer SWE 52.35; 6, Nicola Sanders GBR 52.47; 7, Maris Magi EST 53.27; 8, Fantu Magiso ETH 53.41

Heat 2: 1, McCorory 50.24; 2, Williams 50.46; 3, Richards-Ross 50.66; 4, Marta Milani ITA 51.86; 5, Geisa Aparecida Coutinho BRA 51.87; 6, Lee McConnell GBR 51.97; 7, Norma Gonzalez COL 52.29; (4), Antonina Yefremova UKR DQ (AdR10.8) (50.88)

Heat 3: 1, Montsho 50.13; 2, Rosemarie Whyte JAM 50.90; 3, Jessica Beard USA 51.27; 4, Ndeye Fatou Soumah SEN 52.10; 5, Denisa Rosolova CZE 52.53; 6, Racheal Nachula ZAM 53.30; Joanne Cuddihy IRL DQ (Tr16.8); (2), Kapachinskaya DQ (AdR10.8) (50.41)

X

Moscow 2013

Final (Aug 12)

1, ¹⁴¹	Christine Ohuruogu	GBR	49.41	23.8/25.6 (49.404)
2, ¹⁵¹	Amantle Montsho	BOT	49.41	23.4/26.0 (49.408)
3, ¹²¹	Stephenie-Ann McPherson	JAM	49.99	23.7/26.3

4, ¹³¹	Natasha Hastings	USA	50.30	23.5/26.8
5, ¹⁶¹	Francena McCorory	USA	50.68	23.3/27.4
6, ¹⁷¹	Kseniya Ryzhova	RUS	50.98	23.6/27.4
7, ¹¹¹	Novlene Williams-Mills	JAM	51.49	24.3/27.2
(3), ¹⁸¹	Antonina Krivoshapka	RUS	DQ	23.5/26.3 (ADr10.8) (49.78)

Rightful finalist: Libania Grenot ITA

Hastings and McCorory started the fastest, with the former quickly closing the stagger on 2007 champion Ohuruogu. Daegu winner Montsho was in third place at the 100m mark. At halfway, McCorory led by a metre from the Botswanan who had the American in her sights. Montsho (35.7) took the lead at 300m, as McCorory began to waver, with Hastings (36.1) marginally ahead of Krivoshapka and Ohuruogu. By 350m, the Briton had moved up to second, and with every stride was gaining on Montsho. At the line, fatigue seemed to be making Montsho lean back slightly while Ohuruogu dipped sharply for the line. The Briton's winning margin was 4/1000ths of a second – approximately 3cm. "I knew I'd cut it close," she reflected. "I was running and thinking 'I've made a mess of this, haven't I.'"

Krivoshapka was warmly acclaimed by the home crowd for her medal, but she was later exposed as a drug cheat. First the IOC announced that a re-test of the Russian's sample at the 2012 Olympics had found the prohibited substance turinabol. Her performances at those Games, including a relay silver medal, were all annulled. Second, World Athletics formally disqualified all of Krivoshapka's results from August 11, 2012 to August 10, 2014. She therefore was stripped of her bronze from Moscow 2013, while the Russian 4x400m squad were also deleted as gold medallists.

First round (First 4 & 4 fastest to semi-finals) (Aug 10)

Heat 1: 1, Spencer 51.48; 2, Alexander 51.62; 3, Omotoso 51.98; 4, Šerkšnienė 52.28; 5, Olesea Cojuhari MDA 52.45; 6, Kadecia Baird GUY 53.73; (1.) Krivoshapka DQ (ADr10.8) (51.27)

Heat 2: 1, Ohuruogu 50.20; 2, Hastings 50.64; 3, Gayot 51.83; 4, Thiam 52.24; 5, Moa Hjelmer SWE 52.39; 6, Joelma Sousa BRA 53.01; 7, Greta Taslakian LBN 54.56; 8, Phumlile Ndzinisa SWZ 56.36

Heat 3: 1, McCorory 50.56; 2, McPherson 50.98; 3, Grenot 51.43; 4, Gueï 51.75; 5, Alicia Brown CAN 53.26; 6, Zhao Yanmin CHN 54.03; 7, Sadé Sealy BAR 55.45

Heat 4: 1, Ryzhova 50.69; 2, Williams-Mills 50.83; 3, Pygyda 51.17; 4, Rázor 51.51; 5, Herunga 52.01; 6, Bazzoni 52.14; 7, Cremer 52.17

Heat 5: 1, Montsho 50.75; 2, George 51.01; 3, Hall 52.20; 4, Bokesa 52.44; 5, Jennifer Carey IRL 52.62; 6, Caitlin Sargent AUS 52.63; Maureen Maiyo KEN DQ (Tr17.3.1)

Semi-finals (First 2 & 2 fastest to final) (Aug 11)

Heat 1: 1, Montsho 49.56; 2, Ryzhova 50.48; 3, Regina George NGR 50.84; 4, Bianca Rázor ROU 51.49; 5, Ashley Spencer USA 51.80; 6, Chiara Bazzoni ITA 52.11; 7, Tjipekaporu Herunga NAM 52.28; 8, Patricia Hall JAM 52.62

Heat 2: 1, Ohuruogu 49.75; 2, Hastings 49.94; 3, Williams-Mills 50.34; 4, Libania Grenot ITA 50.47; 5, Floria Gueï FRA 51.42; 6, Kineke Alexander VIN 51.64; 7, Amy Mbacké Thiam SEN 52.37; 8, Agnė Šerkšnienė LTU 52.48

Heat 3: 1, McCorory 49.86; 2, McPherson 49.99; 3, Nataliya Pygyda UKR 51.02; 4, Marie Gayot FRA 51.54; 5, Aauri Lorena Bokesa ESP 51.94; 6, Omolara Omotoso NGR 52.38; 7, Esther Cremer GER 52.42; (2.) Krivoshapka DQ(ADr10.8) (49.99)

Beijing 2015

Final (Aug 27)

1, ¹⁶¹	Allyson Felix	USA	49.26	23.34/25.92
2, ¹⁵¹	Shaunae Miller	BAH	49.67	23.84/25.83
3, ¹⁴¹	Shericka Jackson	JAM	49.99	23.45/26.54
4, ¹⁸¹	Christine Day	JAM	50.14	24.37/25.77
5, ¹⁹¹	Stephenie Ann McPherson	JAM	50.42	24.27/26.15
6, ¹²¹	Novlene Williams-Mills	JAM	50.47	23.96/26.51
7, ¹³¹	Phyllis Francis	USA	50.51	23.94/26.57
8, ¹⁷¹	Christine Ohuruogu	GBR	50.63	23.76/26.87

Felix went out startlingly fast in the final, and was a full six metres up on Ohuruogu after 100m. This appeared to cause the Briton to abandon her usual cautious race plan and react to Felix, one lane outside. The American neatly accelerated when she felt the Briton moving up at 250m, and entered the finishing straight with a four-metre advantage over Miller and Jackson. Ohuruogu was still in range to fight for a medal, but faded to last place. Felix may have lost half a metre to

Miller in the last 100m, but she came home an easy winner in a lifetime best of 49.26, with Miller also clocking a personal best ahead of a Jamaican quartette.

For Felix, this was a ninth gold medal from the World Championships. That equalled the record set by Usain Bolt when he won the 2015 Beijing 100m, but in the very next race (the men's 200m), Bolt increased his total to 10.

In the first round, a standout performance was the apparent Kenyan record by Zakari of 50.71. Apparent because Zakari was pulled from the semi-finals the next day after it became known that she had failed an out-of-competition doping test in Beijing – on the day before the championships began.

First round (First 4 & 6 fastest to semi-finals) (Aug 24)

Heat 1: 1, Felix 50.60; 2, Gueï 50.89; 3, Pygyda 51.07; 4, Wyciszkiwicz 51.31; 5, Rubie 51.69; 6, Kineke Alexander VIN 52.24; 7, Iveta Putalová SVK 52.52

Heat 2: 1, Ohuruogu 51.01; 2, Gayot 51.24; 3, Hastings 51.25; 4, Maiyo 51.40; 5, Geisa Coutinho BRA 52.72; 6, Amaliya Sharoyan ARM 54.16; (5.) Tosin Adeloye NGR DQ (ADr10.8) (52.42)

Heat 3: 1, Day 50.58; 2, Kabange 51.55; 3, Mariya Mikhailyuk RUS 52.16; 4, Guntia Latiševa-Čudare LAT 52.17; 5, Maria Benedicta Chigbolu ITA 52.48; 6, Audrey Jean-Baptiste CAN 53.18; (2.) Joyce Zakari KEN DQ (ADr10.8) (50.71)

Heat 4: 1, McPherson 50.34; 2, Francis 50.52; 3, Kotlyarova 51.42; 4, Regina George NGR 51.74; 5, Małgorzata Hołub POL 51.74; 6, Justine Palframan RSA 52.45; 7, Dil Maya Karki NEP 60.99

Heat 5: 1, Rázor 50.37; 2, Jackson 50.41; 3, George 50.87; 4, Onuora 51.14; 5, Muir 51.70; 6, Lisneidy Veitia CUB 52.25; Jacinta Shikanda KEN DQ (Tr17.3.1) (52.21)

Heat 6: 1, Miller 50.53; 2, Williams-Mills 51.07; 3, Renzhina 51.55; 4, Grenot 51.64; 5, Olga Zemlyak UKR 52.00; 6, Iga Baumgart POL 52.02; 7, Aauri Lorena Bokesa ESP 52.98

Semi-finals (First 2 & 2 fastest to final) (Aug 25)

Heat 1: 1, Miller 50.12; 2, Day 50.82; 3, Libania Grenot ITA 51.14; 4, Floria Gueï FRA 51.30; 5, Natasha Hastings USA 51.33; 6, Nadezhda Kotlyarova RUS 51.86; 7, Anneliese Rubie AUS 52.04; Joyce Zakari KEN DQ (ADr10.1) (DNS)

Heat 2: 1, Ohuruogu 50.16; 2, McPherson 50.32; 3, Francis 50.50; 4, Patience George NGR 50.76; 5, Marie Gayot FRA 50.97; 6, Yekaterina Renzhina RUS 51.49; 7, Patrycja Wyciszkiwicz POL 51.94; 8, Carline Muir CAN 52.31

Heat 3: 1, Felix 49.89; 2, Jackson 50.03; 3, Williams-Mills 50.47; 4, Nataliya Pygyda UKR 50.62; 5, Anyika Onuora GBR 50.87; 6, Bianca Rázor ROU 51.05; 7, Maureen Maiyo KEN 51.92; 8, Mupopo Kabange ZAM 51.93

X

London 2017

Final (Aug 9)

1, ¹⁶¹	Phyllis Francis	USA	49.92	23.31/26.61
2, ¹⁴¹	Salwa Eid Naser	BRN	50.06	23.70/26.36
3, ¹⁵¹	Allyson Felix	USA	50.08	22.88/27.20
4, ¹⁷¹	Shaunae Miller-Uibo	BAH	50.49	22.90/27.59
5, ¹²¹	Shericka Jackson	JAM	50.76	23.62/27.14
6, ¹⁸¹	Stephenie Ann McPherson	JAM	50.86	23.70/27.16
7, ¹³¹	Novlene Williams-Mills	JAM	51.48	23.58/27.57
(7), ¹⁹¹	Kabange Mupopo	ZAM	DQ (ADr10.1) (51.15)	

Rightful finalist: Chrisann Gordon JAM

At the 2016 Olympics, Miller-Uibo (now married to Estonian decathlete Maicel Uibo) led for the entire race and just held on to win in a dive across the line as Felix closed her down. It looked as if London 2017 was going to see the same two women at the top as they flashed through 200m in sub-23 times. Francis was 3m behind, and Naser a further 4m back in seventh place. As she did in Rio, Miller-Uibo ran the second curve powerfully and led at 300m (35.36) by nearly 3m. Could Felix claw her back? No, because it was Francis and Naser who were coping best in the cold (15°) and wet. Just as it looked as if the Bahamian might hold on, at 370m she stumbled and lost momentum. At the same moment, Francis caught the fading Felix and went on to an unexpected win. Naser also went past Felix as both overhauled Miller-Uibo.

Had the Bahamian succumbed to injury or cramp? She confirmed otherwise. "I looked up at the screen and misplaced my foot and completely lost balance." Her final 30m took 5.42 compared with 4.49 by Francis. Eid Naser set national records in all three rounds and Felix collected her 14th World Championship medal.

First round (First 3 & 6 fastest to semi-finals) (Aug 6)

Heat 1: 1, Felix 52.44; 2, Vasiliou 52.61; 3, Kelly 52.70; 4, Maria Benedicta Chigbolu ITA 53.00; 5, Maggie Barrie SLE 53.20; 6, Justyna Świąty POL 53.62; 7, Maximilia Imali KEN 53.97; 8, Travia Jones CAN 54.02; 9, Sam Dirks BIZ 54.74

Heat 2: 1, Miller-Uibo 50.97; 2, McPherson 51.27; 3, Ajayi 51.58; 4, Răzor 51.64; 5, Emily Diamond GBR 52.20; 6, Aiyanna Stiverne CAN 52.55; 7, Cátia Azevedo POR 52.79; 8, Christine Bottogetswe BOT 53.50

Heat 3: 1, Jackson 51.26; 2, Latiševa-Čudare 51.37; 3, Jele 51.41; 4, Spelmeyer 51.72; 5, Gómez 51.98; 6, Elea Mariama Diarra FRA 52.06; 7, Anita Horvat SLO 52.78; (1.) Mupopo DQ (ADr10.1) (51.09)

Heat 4: 1, Eid Naser 50.57; 2, Francis 50.94; 3, Williams-Mills 51.00; 4, Maigorzata Holub-Kowalik POL 52.26; 5, Lisanne de Witte NED 52.48; 6, Amalie Hammild Iuel NOR 52.55; 7, Eleni Artymata CYP 53.26; 8, Domonique Williams TTO 53.72

Heat 5: 1, Hayes 51.43; 2, George 51.83; 3, Clark 51.88; 4, Morgan Mitchell AUS 52.22; 5, Anastasiya Bryzhina UKR 52.26; 6, Carline Muir CAN 52.70; 7, Djénébou Danté MLI 54.04; (4.) Sheoran DQ (ADr10.8) (52.01)

Heat 6: 1, Gordon 51.14; 2, Montsho 51.37; 3, Baumgart 51.88; 4, Tamara Salaški SRB 52.13; 5, Kendall Ellis USA 52.18; 6, Deborah Sananes FRA 52.50; 7, Anyika Onuora GBR 52.58; (3.) Bamgbose DQ (ADr10.1) (51.57)

Semi-finals (First 2 & 2 fastest to final) (Aug 7)

Heat 1: 1, Miller-Uibo 50.36; 2, McPherson 50.56; 3, Quanera Hayes USA 50.71; 4, Gunta Latiševa-Čudare LAT 51.57; 5, Roxana Gómez CUB 52.01; 6, Bianca Răzor ROU 52.09; 7, Patience George NGR 52.60; 8, Ashley Kelly IVB 54.50

Heat 2: 1, Eid Naser 50.08; 2, Felix 50.12; 3, Williams-Mills 50.67; 4, Jackson 50.70; 5, Lydia Jele BOT 51.57; 6, Yinka Ajayi NGR 52.10; 7, Irini Vasiliou GRE 53.27; (7.) Nirmala Sheoran IND (ADr10.8) (53.07)

Heat 3: 1, Francis 50.37; 2, Chrisann Gordon JAM 50.87; 3, Amantle Montsho BOT 51.28; 4, Ruth Sophia Spelmeyer GER 51.77; 5, Iga Baumgart POL 51.81; 6, Zoey Clark GBR 51.81; (2.) Mupopo DQ (ADr10.1) 50.60; (8.) Margaret Bamgbose NGR DQ (ADr10.1) (52.23)

Doha 2019**Final (Oct 3)**

1,	¹⁵¹	Salwa Eid Naser	BRN	48.14	23.16/24.98
2,	¹⁷¹	Shaunae Miller-Uibo	BAH	48.37	23.60/24.77
3,	¹³¹	Shericka Jackson	JAM	49.47	23.70/25.77
4,	¹⁶¹	Wadeline Jonathas	USA	49.60	24.02/25.58
5,	¹⁸¹	Phyllis Francis	USA	49.61	23.80/25.81
6,	¹⁴¹	Stephenie Ann McPherson	JAM	50.89	23.75/27.14
7,	¹⁹¹	Justyna Świąty-Ersetic	POL	50.95	24.64/26.31
8,	¹²¹	Iga Baumgart-Witan	POL	51.29	-

Throughout the long 2019 season, both Miller-Uibo and Eid Naser were unbeaten. Their last clash was in Monaco 2018, where the Bahamian won 48.97-49.08. The two were much the fastest in the preliminaries in Doha, but who would prevail in the final?

The Bahraini disregarded the reigning Olympic and World Champions to her outside. She tore through the first 200m in 23.16 (by high speed video timing), more than four metres ahead of Miller-Uibo and Jackson. Off the final bend, Naser was five metres up on Uibo-Miller. The Bahamian gained considerably in the last 100m (12.72 vs 13.05), but never looked like catching Naser. Way back, Jackson kept her grip on the bronze. The times were extraordinary. Eid Naser's 48.14 was the third-fastest of all time and Uibo-Miller broke Cathy Freeman's 23 year-old Commonwealth record with 48.37. Francis in fifth ran quicker than she had for gold in London. "Today I decided to start executing my race as early as possible," the winner told TrackalertsTV. "That really worked for me."

Eid Naser was born in Nigeria but competed for Bahrain from the outset, with Olympic Youth silver in 2014 and World Youth gold one year later. Sadly her progress halted after Doha when she was found guilty of Whereabouts Failures and missed doping tests across 2019 and 2020. Her Doha gold was unaffected, but she was ultimately banned or disqualified from November 25, 2019 to February 18, 2023.

First round (First 3 & 6 fastest to semi-finals) (Sep 30)

Heat 1: 1, Francis 50.77; 2, Williams 52.14; 3, Vondrová 52.23; 4, Anita Horvat SLO 52.73; 5, Cátia Azevedo POR 52.79; 6, Christine Bottogetswe BOT 53.27; 7, Hellen Syombua KEN 57.07; Ingrid Yahoska Narváez NCA DQ (Tr17.3.1)

Heat 2: 1, Jonathas 50.57; 2, Jackson 51.13; 3, Oboya 51.21; 4, de Witte 51.31; 5, Diamond 51.66; 6, George 51.77; 7, Eleni Artymata CYP 51.90; 8, Alena Mamina ANA/RUS 52.15

Heat 3: 1, Wimbly 51.17; 2, Baumgart-Witan 51.34; 3, Nielsen 51.52; 4, Tiffani da Silva BRA 51.96; 5, Aiyanna Stiverne CAN 52.03; 6, Leni Shida UGA 52.22; 7, Maria Benedicta Chigbolu ITA 52.63; 8, Janet Richard MLT 54.33

Heat 4: 1, Galefele 50.59; 2, McPherson 51.21; 3, Ofili 51.51; 4, Abrams 51.73; 5, Ellis 51.82; 6, Gómez 51.85; 7, Maggie Barrie SLE 52.16; 8, Gabriella O'Grady AUS 54.99

Heat 5: 1, Miller-Uibo 51.30; 2, Sananes 51.76; 3, Moraa 51.85; 4, Polina Miller ANA/RUS 51.96; 5, Anna Kielbasińska POL 52.25; 6, Anastasia Le-Roy JAM 52.26; 7, Irini Vasiliou GRE 52.31; 8, Kenza Sosse QAT 66.76

Heat 6: 1, Eid Naser 50.74; 2, Świąty-Ersetic 51.34; 3, Morán 51.58; 4, Kseniya Aksyonova ANA/RUS 51.99; 5, Madeline Price CAN 52.24; 6, Anjali Devi IND 52.33; 7, Amandine Brossier FRA 52.81; 8, Aishath Himna Hassan MDV 59.91

Semi-finals (First 2 & 2 fastest to final) (Oct 1)

Heat 1: 1, Eid Naser 49.79; 2, Francis 50.22; 3, Baumgart-Witan 51.02; 4, Paola Morán MEX 51.08; 5, Aliyah Abrams GUY 51.71; 6, Patience George NGR 51.89; 7, Deborah Sananes FRA 52.24; 8, Laviai Nielsen GBR 52.94

Heat 2: 1, Miller-Uibo 49.66; 2, Jonathas 50.07; 3, Jackson 50.10; 4, Sada Williams BAR 51.31; 5, Lisanne de Witte NED 51.41; 6, Roxana Gómez CUB 51.56; 7, Bendere Oboya AUS 51.58; 8, Lada Vondrová CZE 52.25

Heat 3: 1, McPherson 50.70; 2, Świąty-Ersetic 50.96; 3, Kendall Ellis USA 51.58; 4, Emily Diamond GBR 51.62; 5, Mary Moraa KEN 52.11; 6, Favour Ofili NGR 52.58; 7, Shakima Wimbley USA 73.55; Moroko Galefele BOT DNF

400 METRES**Multiple Medallists:**

3	Jearl Miles/Clark	USA	93-1, 95-3, 97-3
	Lorraine Graham/Fenton	JAM	99-3, 01-2, 03-2
	Ana Guevara	MEX	01-3, 03-1, 05-3
	Allyson Felix	USA	11-2, 15-1, 17-3
2	Marie-José Pérec	FRA	91-1, 95-1
	Sandie Richards	JAM	93-3, 97-2
	Cathy Freeman	AUS	97-1, 99-1
	Amy Mbacké Thiam	SEN	01-1, 03-3
	Sanya Richards	USA	05-2, 09-1
	Christine Ohuruogu	GBR	07-1, 13-1
	Amantle Montsho	BOT	11-1, 13-2
	Shericka Jackson	JAM	15-3, 19-3
	Shaunae Miller/Uibo	BAH	15-2, 19-2
	Salwa Eid Nasser	BRN	17-2, 19-1

Most Finals:

6 Novlene Williams/Mills JAM 07-3, 09-4, 11-7, 13-7, 15-6, 17-7

Most Appearances:

7 Thiam 99-7s2, 01-1, 03-3, 05-8, 07-7h3, 09-5s2, 13-7s2

National Placings:

	1	2	3	4	5	6	7	8	Points
USA	4	3	4	2	6	2	5	3	130
JAM	-	4	6	2	3	3	4	1	104
RUS	-	-	1	4	-	6	-	3	47
GER	-	3	1	3	-	-	2	-	46
BAH	1	3	-	1	1	-	1	-	40
GBR	2	1	-	-	2	-	1	1	34
URS	1	-	1	2	-	1	-	1	28
MEX	1	-	2	1	-	-	-	-	25
AUS	2	-	-	1	-	-	-	-	21
BOT	1	1	-	-	-	-	1	-	17
FRA	2	-	-	-	-	-	-	-	16
NGR	-	-	-	1	2	1	-	-	16
BRN	1	1	-	-	-	-	-	-	15
TCH	1	1	-	-	-	-	-	-	15
SEN	1	-	1	-	-	-	-	1	15
ESP	-	-	1	-	-	1	-	-	9
CAN	-	-	-	-	1	1	-	-	7
COL	-	-	-	-	1	1	-	-	7
CHA	-	-	-	-	1	-	-	-	4
CZE	-	-	-	-	-	1	-	-	3
POL	-	-	-	-	-	-	1	1	3
BLR	-	-	-	-	-	-	1	-	2
CMR	-	-	-	-	-	-	1	-	2
Totals	17	17	17	17	17	17	17	11	606

800 Metres**Helsinki 1983****Final (Aug 9)**

1,	Jarmila Kratochvílová	TCH	1:54.68
2,	Lyubov Gurina	URS	1:56.11
3,	Yekaterina Podkopayeva	URS	1:57.58
4,	Margrit Klinger	FRG	1:58.11
5,	Robin Campbell	USA	2:00.03
6,	Doina Melinte	ROU	2:00.13
7,	Milena Matejkovičová	TCH	2:01.72
8,	Antje Schröder	GDR	2:02.13

For some observers, Kratochvílová's greatest moment in Helsinki came the day before her 400m world record. The Czech runner was faced with a 400m semi-final and an 800m final within 35 minutes. She comfortably won the first of the 400m semi-finals in 51.08 before receiving a massage in preparation for the two-lap final.

Precisely 33:27.5 after the finish of that first 400m semi, the gun fired for the 800m final. The leader at the break from lanes in the final was Gurina. She was overtaken by Podkopayeva, who went through the bell in 57.59. After the race, the Soviet duo said they felt they should have set a faster pace. As it was, Kratochvílová stayed comfortably in third place until Gurina went to the front again on the final backstraight. Kratochvílová quickly covered this move, but held back for a further 100m before taking the lead herself.

The Czech runner opened up a gap of 10m on the final bend and raced further away in the straight. She crossed the line in 1:54.68, a time which only one other woman had ever bettered. Her final 200m had taken just 27.3, quicker than three of the runners in the men's 800m final. The final time is the longest-standing World Championship record going into Oregon22.

First round (First 3 & 4 fastest to semi-finals) (Aug 7)

Heat 1: 1, Klinger 2:02.08; 2, Januchta 2:02.58; 3, Matejkovičová 2:02.60; 4, Lina 2:04.50; 5, Attina Sawtell COK 2:18.25; 6, Kungu Bankombo COD 2:19.68

Heat 2: 1, Podkopayeva 2:06.42; 2, Petrova 2:06.60; 3, Moravčíková 2:06.76; 4, McCabe 2:07.23; 5, Maria Lomba STP 2:21.90; Fatalmoudo Touré MLI DQ

Heat 3: 1, Schröder 2:10.61; 2, Kratochvílová 2:12.35; 3, N'Drin 2:12.52; 4, Halah Mughrabi SYR 2:15.37; 5, Eucaris Caicedo COL 2:17.06; 6, Soifiya Mohamed COM 2:55.64; Irina Podyalovskaya URS DNS

Heat 4: 1, Gurina 2:04.17; 2, Melinte 2:04.30; 3, Campbell 2:04.83; 4, Krebs 2:05.49; 5, Bean 2:13.80; 6, Tranh Thi Be VIE 2:17.54; 7, Khadija Al Matari JOR 2:28.72

Semi-finals (First 4 to final) (Aug 8)

Heat 1: 1, Podkopayeva 1:59.55; 2, Kratochvílová 1:59.58; 3, Matejkovičová 2:00.02; 4, Campbell 2:00.22; 5, Jolanta Januchta POL 2:01.23; 6, Jill McCabe SWE 2:01.91; 7, Elena Lina ROU 2:03.59; 8, Celestine N'Drin CIV 2:08.14

Heat 2: 1, Gurina 1:59.33; 2, Schröder 1:59.46; 3, Klinger 1:59.49; 4, Melinte 1:59.60; 5, Zuzana Moravčíková TCH 1:59.96; 6, Totka Petrova BUL 2:01.32; 7, Tina Krebs DEN 2:02.19; 8, Jennifer Bean BER 2:12.93

Rome 1987

Final (Aug 31)

			Halves
1,	Sigrun Wodars	GDR	1:55.26 56.30/58.96
2,	Christine Wachtel	GDR	1:55.32 56.37/58.95
3,	Lyubov Gurina	URS	1:55.56 56.54/59.02
4,	Ana Quirot	CUB	1:55.84 56.37/59.47
5,	Jarmila Kratochvílová	TCH	1:57.81 56.67/61.14
6,	Mitica Junghiatu	ROU	1:59.66 57.26/62.40
7,	Nadezhda Olizarenko	URS	2:00.28 57.13/63.15
8,	Slobodanka Čolović	YUG	2:02.09 56.73/65.36

The two closely-matched GDR runners, Wachtel and Wodars, took control of the final from the start. Wachtel raced through 200m in 26.89 before Wodars went to the front to pass the bell in 56.30.

Quirot, Gurina and Kratochvílová were in touch, but the defending champion fell back on the second lap. Wachtel moved to the front again at 600m (1:25.08). Into the finishing straight, Quirot made her bid round the outside of Wachtel, who herself had drifted away from the kerb. This allowed Wodars to take the shortest route through on the inside. The three ran in a line for an instant. Wodars then moved ahead to win. Quirot never got on terms with the GDR pair and was then deprived of the bronze by Gurina.

First round (First 3 & 4 fastest to semi-finals) (Aug 29)

Heat 1: 1, Čolović 2:02.54; 2, Walton Floyd 2:02.76; 3, Kratochvílová 2:03.06; 4, Rosa Colorado ESP 2:03.40; 5, Soraya Telles BRA 2:03.55; 6, AUSA Mwendachabe ZAM 2:07.06; 7, Jacqueline Rasozanamanalina MAD 2:11.27; Maria Lomba STP DNS

Heat 2: 1, Quirot 2:01.99; 2, Junghiatu 2:02.23; 3, Thomas 2:02.54; 4, Washington 2:02.61; 5, Selina Chirchir KEN 2:02.90; 6, Jennifer Fisher BER 2:09.04; 7, Mireille Sankatsing SUR 2:12.02; Sarmila Ray BAN DNS

Heat 3: 1, Wachtel 2:01.50; 2, Gurina 2:01.74; 3, Edwards 2:02.57; 4, Catalina Gheorghiu ROU 2:03.04; 5, Angelita Lind PUR 2:04.59; 6, Puseletso Monkoe LES 2:22.29; 7, Letticia Thomas DMA 2:26.02; Andri Avraam CYP DNS

Heat 4: 1, Wodars 1:59.97; 2, Sedlaková 2:00.23; 3, Olizarenko 2:00.28; 4, Burzminski 2:01.62; 5, Clark 2:01.81; 6, Akra 2:02.24; 7, Zeina Boulous Neaime LBN 2:15.75; Kungu Bankombo COD DNS

Semi-finals (First 3 & 2 fastest to final) (Aug 30)

Heat 1: 1, Quirot 1:57.96; 2, Wodars 1:58.06; 3, Gurina 1:58.16; 4, Kratochvílová 1:58.65; 5, Čolović 1:58.85; 6, Diane Edwards GBR 1:59.34; 7, Essie Washington USA 2:02.65; 8, Mary Burzminski CAN 2:03.72

Heat 2: 1, Wachtel 2:01.47; 2, Olizarenko 2:01.63; 3, Junghiatu 2:01.65; 4, Gabriela Sedlaková TCH 2:02.27; 5, Delisa Walton-Floyd USA 2:02.45; 6, Nathalie Thomas FRA 2:03.90; 7, Maria Akra SWE 2:05.20; 8, Joetta Clark USA 2:06.10

Tokyo 1991

Final (Aug 26)

1,	Liliya Nurutdinova	URS	1:57.50
2,	Ana Quirot	CUB	1:57.55
3,	Ella Kovacs	ROU	1:57.58
4,	Maria Mutola	MOZ	1:57.63 ^{WJR}
5,	Letitia Vriesde	SUR	1:58.25
6,	Christine Wachtel	GER	1:58.90
7,	Ann Williams	GBR	2:01.01
8,	Svetlana Masterkova	URS	2:02.92

Nurutdinova led through the first lap of the final (56.44), closely followed by the favourite, Quirot. Six women were still in contention around the last bend, and Quirot nosed in front on the inside to lead with 100m remaining. Nurutdinova reacted to regain a narrow advantage. Kovacs was close behind as was the teenage sensation from Mozambique, Mutola.

The Soviet runner succeeded in holding off Quirot, while Mutola found that her fast finish was blocked by Kovacs. The Romanian drifted into the path of the Mozambique runner. The two collided and Kovacs fell across the finishing line. Just 0.13 separated the first four finishers. A protest was lodged on Mutola's behalf, but this was rejected. She nevertheless set a new world junior record.

First round (First 2 & 6 fastest to semi-finals) (Aug 24)

Heat 1: Kovacs 2:01.06; 2, Williams 2:01.44; 3, Figueirêdo 2:01.71; 4, Clark 2:01.81; 5, Tuuli Merikoski FIN 2:03.84; 6, Gabriella Dorio ITA 2:07.54; 7, Nana-Kaddine Thera MLI 2:30.77

Heat 2: 1, Masterkova 2:04.52; 2, Crooks 2:04.60; 3, Meredith Rainey USA 2:04.84; 4, Mitica Constantin ROU 2:06.53; 5, Sharon Stewart AUS 2:08.72; 6, Mantokaone Pitso LES 2:24.63; Shermaine Ross GRN DNS

Heat 3: 1, Mutola 2:00.86; 2, Quirot 2:00.88; 3, Grau 2:00.99; 4, Maria Akra SWE 2:02.58; 5, Mayte Zúñiga ESP 2:03.24; 6, Edith Nakiyingi UGA 2:05.19; Dawne Williams DMA DNS

Heat 4: 1, Floyd 2:00.05; 2, Bruhns 2:00.11; 3, Nurutdinova 2:00.13; 4, Baker 2:01.22; 5, Ellen van Langen NED 2:02.02; 6, Aisling Molloy IRL 2:02.31; 7, Sharmaine Williams TKS 3:00.97

Heat 5: 1, Wachtel 2:01.45; 2, Vriesde 2:01.51; 3, Strnadová 2:01.95; 4, Inna Yevseyeva URS 2:03.09; 5, Tudorita Chidu ROU 2:03.81; 6, Elsa Amaral POR 2:03.83; 7, Paula Fryer GBR 2:04.64; 8, Sylene Blake MNT 2:51.71

Semi-finals (First 4 to final) (Aug 25)

Heat 1: 1, Quirot 2:00.08; 2, Kovacs 2:00.13; 3, Nurutdinova 2:00.13; 4, Williams 2:00.30; 5, Milena Strnadová TCH 2:00.47; 6, Maria Figueirêdo BRA 2:01.53; 7, Joetta Clark USA 2:02.35; Sigrun Grau GER DNS

Heat 2: 1, Wachtel 1:59.10; 2, Vriesde 1:59.15; 3, Masterkova 1:59.15; 4, Mutola 1:59.29; 5, Birthe Bruhns GER 1:59.93; 6, Charmaine Crooks CAN 2:00.63; 7, Lorraine Baker GBR 2:01.32; (8,) Delisa Floyd USA DQ (2:01.32)

X

Stuttgart 1993

Final (Aug 17)

1,	Maria Mutola	MOZ	1:55.43
2,	Lyubov Gurina	RUS	1:57.10
3,	Ella Kovacs	ROU	1:57.92
4,	Diane Modahl	GBR	1:59.42
5,	Meredith Rainey	USA	1:59.57
6,	Liu Li	CHN	2:04.45
7,	Tina Paulino	MOZ	3:19.89
(7.)	Liliya Nurutdinova	RUS	DQ (ADr10.1) (3:19.18)

Rightful finalist: Christine Wachtel GER

By 1993, Mutola – fourth in Tokyo – had developed into the world's leading two-lap runner. The pace in the final was set by Rainey, who had employed the same tactic in the semi-final where she set a lifetime best. She passed 400m in 55.49 with Mutola next to last. On the second backstraight, Mutola rapidly improved to get in front at the start of the

last bend. At this instant, disaster struck the other Mozambique runner in the final, Paulino – a distant cousin of Mutola and considered a serious threat. She tripped and fell, taking with her Liu and Nurutdinova. This left 36 year-old Gurina an isolated second. Mutola stretched her lead to 15m with a 29.47 last 200m. Gurina repeated her 1983 silver and Kovacs her 1991 bronze.

After the race there was more bad news for the deposed champion Nurutdinova – she failed a doping control test.

First round (First 2 & 6 fastest to semi-finals) (Aug 14)

Heat 1: 1, Liu 1:59.60; 2, Gurina 1:59.90; 3, Wachtel 2:01.42; 4, Satu Jaaskelainen FIN 2:03.66; 5, Carla Sacramento POR 2:03.74; 6, Sheila Seebaluk MRI 2:10.54; 7, Ablavi Agbenyeke TOG 2:23.19

Heat 2: 1, Paulino 2:01.46; 2, Holmes 2:01.70; 3, Natalya Dukhnova BLR 2:01.78; 4, Wang Yuan CHN 2:02.98; 5, Luciana Mendes BRA 2:03.55; 6, Shiny Wilson IND 2:06.64; 7, Alia Almatari JOR 2:15.23; 8, Shermaine Ross GRN 2:15.84

Heat 3: 1, Modahl 2:00.80; 2, Nurutdinova 2:00.85; 3, Wickus 2:00.91; 4, Zwiener 2:01.37; 5, Mernikova 2:01.65; 6, Anna Brzezińska POL 2:01.67; 7, Laurence Niyonsaba RWA 2:12.52

Heat 4: 1, Kovacs 2:01.36; 2, Figueirêdo 2:01.91; 3, Joetta Clark USA 2:02.15; 4, Fabia Trinaldo ITA 2:02.36; 5, Yelena Storchevaya UKR 2:03.50; 6, Edith Nakiyingi UGA 2:07.81; 7, Karolina Tanona FIJ 2:15.12

Heat 5: 1, Mutola 1:59.81; 2, Rainey 1:59.87; 3, Bruhns 2:00.29; 4, Wamuyu 2:01.59; 5, Yelena Afanasyeva RUS 2:01.94; 6, Lorie Ann Adams GUY 2:09.77; 7, Tamador Ismail SUD 2:41.51

Semi-finals (First 4 to final) (Aug 15)

Heat 1: 1, Mutola 1:58.69; 2, Liu 1:58.96; 3, Modahl 1:59.12; 4, Nurutdinova 1:59.17; 5, Christine Wachtel GER 1:59.86; 6, Amy Wickus USA 2:00.55; 7, Oksana Mernikova BLR 2:01.20; 8, Gladys Wamuyu KEN 2:02.13

Heat 2: 1, Paulino 1:57.31; 2, Kovacs 1:57.46; 3, Rainey 1:57.63; 4, Gurina 1:57.82; 5, Kelly Holmes GBR 1:58.64; 6, Birthe Bruhns GER 1:59.66; 7, Sabine Zwiener GER 2:00.77; 8, Maria Figueirêdo BRA 2:01.01

Gothenburg 1995

Final (Aug 13)

1,	Ana Quirot	CUB	1:56.11
2,	Letitia Vriesde	SUR	1:56.68
3,	Kelly Holmes	GBR	1:56.95
4,	Patricia Djaté	FRA	1:57.04
5,	Meredith Rainey	USA	1:58.20
6,	Ellen van Langen	NED	1:58.98
7,	Lyubov Gurina	RUS	1:59.16
8,	Tatyana Grigoryeva	RUS	2:05.55

The unfortunate Mutola was disqualified after winning her semi for stepping on the line inside her lane at the start of the race. Thus ended her 42-race winning streak which stretched back to 1992 and meant she could not defend her title.

In Mutola's absence, few would have wished to devalue Ana Quirot's victory in the final which provided the most emotional moment of the week. The Cuban, fourth in 1987 and second in 1991, was making a courageous comeback after a terrible domestic accident in January 1993 which left her with burns over much of her upper body.

Just as she did in Stuttgart, Rainey took up the pace in the final. She went through 400m in 56.42 and was still in front at 600m (1:25.91). Holmes then edged in front in the finishing straight before being passed in turn by Quirot then Vriesde. The 32 year-old Cuban won easily with a 1995 world best.

"In my heart I never thought I could come back so strongly," said Quirot. "This is the most beautiful victory of my life."

Djáté, who just failed to overtake Holmes for the bronze, overcame the loss of a shoe in the semi-final to qualify for the final.

First round (First 2 & 6 fastest to semi-finals) (Aug 10)

Heat 1: 1, Djaté 1:59.07; 2, van Langen 1:59.61; 3, Dukhnova 2:00.13; 4, Amy Wickus USA 2:01.38; 5, Malin Ewerlöf SWE 2:02.28; 6, Julia Sakara ZIM 2:03.68; 7, Yaznee Nasheeda MDV 2:34.18

Heat 2: 1, Vriesde 1:59.73; 2, Grigoryeva 2:00.03; 3, Holmes 2:00.23; 4, Paulino 2:00.75; 5, Jongmans 2:01.13; 6, Kutre Dulecha ETH 2:01.74; 7, Lorie Ann Adams GUY 2:07.57; 8, Fanta Camara GUI 2:20.78

Heat 3: 1, Quirot 2:00.84; 2, Afanasyeva 2:01.04; 3, Petya Strashilova BUL 2:01.54; 4, Joetta Clark USA 2:01.70; 5, Karen Gydesen DEN 2:04.41; 6, Regula Zürcher SUI 2:05.87; 7, Cheong Tsui Fong SGP 2:19.35

Heat 4: 1, Mutola 1:59.93; 2, Rainey 2:00.13; 3, Kovacs 2:00.95; 4, Miroshnik 2:01.24; 5, Anne Bruns GER 2:03.16; 6, Aisling Molloy IRL 2:04.15; Inez Turner JAM DQ (Tr17.3.1)

Heat 5: 1, Yevseyeva 2:01.74; 2, Gurina 2:01.76; 3, Luciana Mendes BRA 2:01.82; 4, Charmaine Crooks CAN 2:02.04; 5, Ludmila Formanová CZE 2:02.39; 6, Jyotirmoy Sikdar IND 2:03.68; 7, Rita Martin SUD 2:43.22

Semi-finals (First 4 to final) (Aug 11)

Heat 1: 1, Quirot 2:01.37; 2, Holmes 2:01.52; 3, Djaté 2:01.73; 4, Vriesde 2:02.75; 5, Yelena Afanasyeva RUS 2:03.66; 6, Svetlana Miroshnik UKR 2:03.72; 7, Tina Paulino MOZ 2:04.51; 8, Stella Jongmans NED 2:05.11

Heat 2: 1, Rainey 1:58.49; 2, Grigoryeva 1:58.61; 3, Gurina 1:58.70; 4, van Langen 1:58.86; 5, Natalya Dukhnova BLR 1:59.45; 6, Inna Yevseyeva UKR 2:00.93; 7, Ella Kovacs ROU 2:03.31; Maria Mutola MOZ DQ (Tr17.3.1) (1:58.20)

Athens 1997

Final (Aug 9)

1,	Ana Quirot	CUB	1:57.14
2,	Yelena Afanasyeva	RUS	1:57.56
3,	Maria Mutola	MOZ	1:57.59
4,	Letitia Vriesde	SUR	1:58.12
5,	Ludmila Formanová	CZE	1:59.52
6,	Toni Hodgkinson	NZL	2:00.40
7,	Joetta Clark	USA	2:02.05
8,	Stella Jongmans	NED	2:05.50

Two years earlier Quirot capitalised on the disqualification of the previously all-conquering Mutola to bring off an emotionally charged victory. This time Mutola made it safely to the final, although she did squander precious energy in her semi by front running an extravagant 1:57.49. Mutola loved to lead at a fast pace, almost always running the finish out of her opponents, but in the final her splits of 58.32 at 400m and 88.28 at 600m proved insufficient. Quirot stuck resolutely to her and pulled clear 50m from the finish to become the first repeat winner of a global title in the women's 800, while to add insult to injury Mutola was pipped for second on the line by Afanasyeva.

First round (First 2 & 6 fastest to semi-finals) (Aug 6)

Heat 1: 1, Formanová 2:01.46; 2, Dukhnova 2:02.39; 3, Linda Kisabaka GER 2:03.22; 4, Julia Sakara ZIM 2:03.55; 5, Öznur Dursun TUR 2:04.62; 6, Léontine Tsiba CGO 2:07.34; 7, Abok Shol SUD 2:16.74; Malin Ewerlöf SWE DNS

Heat 2: 1, Quirot 2:01.56; 2, Buzhenko 2:02.00; 3, Hodgkinson 2:02.21; 4, Jill McMullen USA 2:06.16; 5, Theoni Kostopoulou GRE 2:07.32; 6, Jolanda Čeplak SLO 2:10.97; 7, Adama Njie GAM 2:13.50

Heat 3: 1, Vriesde 2:00.92; 2, Jongmans 2:01.06; 3, Tsyoma 2:01.87; 4, Rosa Kutty IND 2:02.22; 5, Kathy Rounds USA 2:03.33; 6, Dawn Sewer-Williams DMA 2:03.35; 7, Natalia Al-Farran LBN 2:18.11; 8, Donata Mutegwamaso RWA 2:25.07

Heat 4: 1, Mutola 2:00.88; 2, Clark 2:01.15; 3, Strashilova 2:01.49; 4, Benida-Merah 2:01.54; 5, Stephanie Graf AUT 2:02.52; 6, Charmaine Crooks CAN 2:02.84; 7, Yaznee Nasheeda MDV 2:36.18; Anhel Alberta Cape GBS DNS

Heat 5: 1, Afanasyeva 2:00.12; 2, Mendes 2:00.89; 3, Benhassi 2:01.56; 4, Rydz 2:01.68; 5, Iryna Nedelenko UKR 2:03.56; 6, Monika Kinnunen FIN 2:04.11; 7, Monica Randi SMR 2:16.00

Semi-finals (First 4 to final) (Aug 7)

Heat 1: 1, Mutola 1:57.49; 2, Afanasyeva 1:59.05; 3, Jongmans 1:59.32; 4, Clark 1:59.34; 5, Luciana Mendes BRA 1:59.45; 6, Yelena Buzhenko UKR 2:02.62; 7, Hasna Benhassi MAR 2:03.70; 8, Małgorzata Rydz POL 2:05.00

Heat 2: 1, Quirot 1:59.37; 2, Vriesde 1:59.62; 3, Formanová 1:59.71; 4, Hodgkinson 2:00.25; 5, Natalya Dukhnova BLR 2:00.91; 6, Nouria Benida-Merah ALG 2:01.08; 7, Petya Strashilova BUL 2:01.44; Lyubov Tsyoma RUS DQ (ADR10.1) (DNF)

Seville 1999

Final (Aug 24)

			Halves
1,	Ludmila Formanová	CZE	1:56.68 57.9 /58.8
2,	Maria Mutola	MOZ	1:56.72 57.7 /59.1
3,	Svetlana Masterkova	RUS	1:56.93 58.0 /59.0
4,	Jearl Miles-Clark	USA	1:57.40 57.63/59.77
5,	Natalya Tsyganova	RUS	1:57.81 58.0 /59.8
6,	Natalya Gorelova	RUS	1:57.90 58.1 /59.8
7,	Stephanie Graf	AUT	1:57.92 58.0 /59.9
8,	Natalya Dukhnova	BLR	1:58.69 58.0 /60.7

On paper it should have been between Olympic Champion Masterkova, the year's fastest performer at 1:55.87, and the 1993 World Champion Mutola with a personal best of 1:55.19. Masterkova had beaten Mutola in Oslo and Rome but, hampered by an ankle problem, she could finish only 4th, 3rd and 2nd in Paris, Monaco and Zürich, Mutola winning

each time. However, it was Formanová, who had pulled off a sensational victory over Mutola for the world indoor title earlier in the year, who brought off a magnificent last-gasp victory in a most thrilling race.

Miles-Clark cut out a swift pace (27.14, 57.63, 87.45) but as she faded early in the final straight it was Mutola and Masterkova who fought it out for the lead. Mutola edged ahead but a late run by the previously boxed in Formanová, finishing in lane 4, enabled her to follow in the footsteps of her coach Jarmila Kratochvílová. "I couldn't believe I had won," she said. "I could see I was catching the girls up but I never thought I could win." Mutola said she had concentrated on Masterkova and Miles-Clark. "I didn't see Formanová coming. When I did it was too late."

First round (First 2 & 6 fastest to Semi-finals (Aug 21))

Heat 1: 1, Miles-Clark 2:00.32; 2, Gesell 2:00.32; 3, Vriesde 2:00.46; 4, Diane Modahl GBR 2:00.83; 5, Judit Varga HUN 2:01.72; 6, Toni Hodgkinson NZL 2:02.18; 7, Tytti Reho FIN 2:03.72

Heat 2: 1, Graf 2:00.16; 2, Tsyganova 2:00.32; 3, Meredith Valmon USA 2:00.86; 4, Patrizia Spuri ITA 2:01.00; 5, Irina Lishchinskaya UKR 2:01.53; 6, Tamsyn Lewis AUS 2:03.03; 7, Leontine Tsiba CGO 2:04.19; 8, Alberta Cape GBS 2:19.79

Heat 3: 1, Stals 2:00.07; 2, Mutola 2:00.10; 3, Gorelova 2:00.13; 4, Dukhnova 2:00.42; 5, Grace Birungi UGA 2:02.71; 6, Julia Sakara ZIM 2:03.52; Kutre Dulecha ETH DNS

Heat 4: 1, Formanová 1:59.52; 2, Holmes 1:59.72; 3, John 2:00.49; 4, Langerholc 2:00.50; 5, Zulia Calatayúd CUB 2:00.93; 6, Heidi Jensen DEN 2:01.12; 7, Vicky Lynch-Pounds CAN 2:02.66; 8, Addeh Mwamba ZAM 2:07.96

Heat 5: 1, Masterkova 2:00.27; 2, Buzhenko 2:00.33; 3, Kisabaka 2:00.46; 4, Anita Brägger SUI 2:01.89; 5, Adoración García ESP 2:04.68; 6, Charmaine Howell JAM 2:04.73; 7, Tsvetelina Kirilova BUL 2:07.41

Semi-finals (First 3 & 2 fastest to final) (Aug 22)

Heat 1: 1, Mutola 1:59.84; 2, Miles-Clark 2:00.37; 3, Tsyganova 2:00.67; 4, Kelly Holmes GBR 2:00.77; 5, Linda Kisabaka GER 2:00.81; 6, Lwiza John TAN 2:01.92; 7, Yelena Buzhenko UKR 2:02.01; 8, Sandra Stals BEL 2:09.22

Heat 2: 1, Masterkova 1:59.25; 2, Formanová 1:59.42; 3, Graf 1:59.61; 4, Dukhnova 2:00.03; 5, Gorelova 2:00.14; 6, Letitia Vriesde SUR 2:00.33; 7, Claudia Gesell GER 2:01.24; 8, Brigita Langerholc SLO 2:04.51

Edmonton 2001

Final (Aug 12)

1,	Maria Mutola	MOZ	1:57.17	59.4	/57.7
2,	Stephanie Graf	AUT	1:57.20	59.3	/57.9
3,	Letitia Vriesde	SUR	1:57.35	59.08/58.27	
4,	Faith Macharia	KEN	1:58.98	59.7	/59.3
5,	Diane Cummins	CAN	1:59.49	59.6	/59.9
6,	Kelly Holmes	GBR	1:59.76	59.4	/60.4
7,	Maite Martínez	ESP	2:00.09	59.7	/60.4
8,	Yvonne Teichmann	GER	2:04.33	59.8	/64.5

Mutola regained her title after "probably the most difficult race I have ever run." The final was orchestrated by 1995 silver medallist Vriesde, who passed 400m in 59.07 before running a fierce third 200m (29.55) which drew her and the two favourites – Mutola and Graf – away from the field.

Surprising, Vriesde (36) did not tie up and continued running strongly down the finishing straight. Graf nipped in front with 60m remaining but Mutola seemed to be leaving her challenge too late and remained behind the gallant Vriesde. Eventually, she managed to move up and outdip Graf at the last possible moment, just as she had at the World Indoor Championships in Lisbon. Mutola therefore became the only athlete to win gold at the 2000 Olympics and both World Championships in 2001.

First round (First 3 & 4 fastest to semi-finals) (Aug 9)

Heat 1: 1, Mutola 1:59.96; 2, Holmes 2:00.08; 3, Cummins 2:00.46; 4, Čeplak 2:00.46; 5, Clark 2:00.56; 6, Brägger 2:00.65; 7, Lewis 2:00.86; 8, Hind Koko SUD 2:27.96

Heat 2: 1, Macharia 2:03.83; 2, Teichmann 2:04.03; 3, Mendes 2:04.16; 4, Lwiza John TAN 2:04.31; 5, Natalya Tsyganova RUS 2:04.55; 6, Natalya Dukhnova BLR 2:05.47; 7, Tatyana Borisova KGZ 2:05.63; 8, Adama Njie GAM 2:07.80

Heat 3: 1, Vriesde 1:59.51; 2, Calatayúd 2:00.96; 3, Cherkasova 2:00.97; 4, Brigita Langerholc SLO 2:01.05; 5, Peggy Babin FRA 2:02.48; 6, Agnes Samaria NAM 2:03.11; 7, Charmaine Howell JAM 2:05.06; 8, Mariela Álvarez PER 2:09.43; 9, Janill Williams ANT 2:15.04

Heat 4: 1, Graf 2:01.78; 2, Martínez 2:01.98; 3, Badrankova 2:02.19; 4, Irina Mistyukevich RUS 2:02.50; 5, Grace Birungi UGA 2:04.26; 6, Tina Paulino MOZ 2:06.36; Tsvetelina Kirilova BUL DQ (Tr17.3.1); Süreyya Ayhan TUR DNS

Semi-finals (First 4 to final) (Aug 10)

Heat 1: 1, Graf 2:01.24; 2, Holmes 2:01.90; 3, Cummins 2:02.07; 4, Teichmann 2:02.16; 5, Jolanda Čeplak SLO 2:02.65; 6, Svetlana Cherkasova RUS 2:02.85; 7, Tamsyn Lewis AUS 2:03.16; Hazel Clark USA DNF

Heat 2: 1, Mutola 1:59.47; 2, Vriesde 1:59.58; 3, Martínez 2:00.07; 4, Macharia 2:00.24; 5, Zulia Calatayúd CUB 2:01.04; 6, Luciana Mendes BRA 2:01.94; 7, Anita Brägger SUI 2:02.22; 8, Svetlana Badrankova KAZ 2:02.24

Paris 2003

Final (Aug 26)

1,	Maria Mutola	MOZ	1:59.89	61.20/58.69
2,	Kelly Holmes	GBR	2:00.18	61.3 /58.9
3,	Natalya Khruschelyova	RUS	2:00.29	61.3 /59.0
4,	Mina Aït Hammou	MAR	2:01.09	61.4 /59.7
5,	Claudia Gesell	GER	2:01.84	61.5 /60.3
6,	Diane Cummins	CAN	2:02.48	61.2 /61.3
7,	Akosua Serwah	GHA	2:03.24	61.7 /61.5
	Stephanie Graf	AUT	DNS	

Mutola was in the middle of one her greatest seasons: World Indoor Champion, unbeaten, and much the world's fastest time of 1:55.55. Two of her toughest rivals were last-minute withdrawals. European Champion Jolanda Čeplak injured her Achilles tendon, and Edmonton silver medallist Steffi Graf reportedly cut her foot on a broken bottle on the eve of the final. One old rival who was present was Holmes, who had been training with Mutola since the end of 2002.

The defending champion went to the front in the first lap, reaching 400m in 61.20, the slowest ever in a world final. The real race started at 600m (1:32.32) when Holmes moved ahead. Mutola followed and went past in the last 50m, while Holmes held off Khruschelova to go one better than her bronze of eight years earlier.

First round (First 3 & 9 fastest to semi-finals) (Aug 24)

Heat 1: 1, Yevdokimova 2:01.05; 2, Hammou 2:01.10; 3, Varga 2:01.47; 4, Toomey 2:01.75; 5, Jensen 2:02.01; 6, Esther Desviat ESP 2:03.42; 7, Charlotte Moore GBR 2:03.80; 8, Marie-Lyne Joseph DMA 2:17.73

Heat 2: 1, Mutola 2:00.81; 2, Gesell 2:01.06; 3, Klocová 2:01.14; 4, Fenn 2:01.27; 5, Macharia 2:01.36; 6, Samaria 2:01.51; 7, Langerholc 2:01.55; 8, Noelly Mankatu Bibiche COD 2:07.12; 9, Uyanga Khaynkhirvaa MGL 2:27.96

Heat 3: 1, Khruschelyova 2:03.74; 2, Holmes 2:03.75; 3, Cioncan 2:03.90; 4, Jearl Miles Clark USA 2:04.21; 5, Abir Nakhli TUN 2:04.43; 6, Adriana Muñoz CUB 2:04.58; 7, Sandra Stals BEL 2:06.12; 8, Adama Njie GAM 2:17.04

Heat 4: 1, Graf 2:03.39; 2, Klyuka 2:03.68; 3, Hammou 2:04.01; 4, Tanya Blake MLT 2:04.61; 5, Yuliya Krevsun UKR 2:04.93; 6, Tatyana Borisova KGZ 2:05.31; 7, Myint Myint Aye MYA 2:05.41; 8, Tatyana Roslanova KAZ 2:07.98

Heat 5: 1, Paulino 2:01.06; 2, Brägger 2:01.09; 3, Serwah 2:01.17; 4, Cummins 2:01.20; 5, Vriesde 2:01.24; 6, Lewis 2:01.43; 7, Wisam Abu Bekheet PLE 2:29.86; Jolanda Čeplak SLO DNS

Semi-finals (First 2 & 2 fastest to final) (Aug 24)

Heat 1: 1, Graf 1:59.26; 2, Khruschelyova 1:59.39; 3, Jo Fenn GBR 2:00.56; 4, Letitia Vriesde SUR 2:00.88; 5, Faith Macharia KEN 2:01.30; 6, Brigita Langerholc SLO 2:01.58; 7, Jen Toomey USA 2:02.35; 8, Tamsyn Lewis AUS 2:05.11

Heat 2: 1, Mutola 1:58.45; 2, Holmes 1:58.86; 3, Cummins 1:59.58; 4, Serwah 2:00.42; 5, Maria Cioncan ROU 2:00.72; 6, Lucia Klocová SVK 2:00.73; 7, Natalya Yevdokimova RUS 2:01.17; 8, Heidi Jensen DEN 2:01.73

Heat 3: 1, Hammou 2:00.57; 2, Gesell 2:01.01; 3, Sultana Aït Hammou MAR 2:01.34; 4, Svetlana Klyuka RUS 2:01.61; 5, Tina Paulino MOZ 2:01.85; 6, Judit Varga HUN 2:02.20; 7, Anita Brägger SUI 2:02.34; 8, Agnes Samaria NAM 2:02.66

Helsinki 2005

Final (Aug 9)

1,	Zulia Calatayúd	CUB	1:58.82	60.72/58.1
2,	Hasna Benhassi	MAR	1:59.42	61.2 /58.2
3,	Tatyana Andrianova	RUS	1:59.60	60.9 /58.7
4,	Maria Mutola	MOZ	1:59.71	60.8 /58.9
5,	Mayte Martínez	ESP	1:59.99	61.2 /58.8
6,	Larisa Chzhao	RUS	2:00.25	60.9 /59.4
7,	Svetlana Cherkasova	RUS	2:00.71	61.0 /59.7
8,	Hazel Clark	USA	2:01.52	60.9 /60.6

Benhassi was a marginal favourite, having won six of her eight races prior to Helsinki and never finishing worse than second. The first semi-final saw Clark lead through 400m in 58.82, and come out on top in 1:59.00 ahead of Chzhao, with Mutola and Martínez having to wait to find out if they would qualify as fastest losers. Forty year-old Vriesde led the second race at a sensible pace (59.11 at 400m), before Sinclair

eased into the lead. Calatayú went to the front with 150m to go, easily holding off Cherkasova in 1:57.92, with Sinclair fourth in 1:59.45. The third semi was won in an inexplicably slow 2:01.35 by Andrianova from Benhassi.

Mutola led the final through 200m in 28.42, before Calatayú moved alongside at the bell, reached in a slow 60.72. Andrianova came up on the inside and Mutola caught an elbow as the Russian and Cuban went past at the 600m mark (1:30.75). Calatayú cut loose with 90m to go and won as she pleased by five metres, with Benhassi moving from sixth at 650m to second place. Andrianova held off Mutola for third. The remarkable Mozambique woman finished fourth or better for the seventh time!

In October 2015, the All-Russia Athletic Federation declared that a re-analysis of Andrianova's sample from Helsinki was found to contain traces of a prohibited substance, it banned her and disqualified her results for two years starting with and including her world 800m bronze. Andrianova appealed against this punishment to the Court of Arbitration for Sport, who in 2016 ruled in her favour. Their grounds were that the rules in force in 2005 required that any anti-doping rule violation charge needed to be made no later than eight years from the date of the sample collection. The 10 years which had passed were therefore beyond the statute of limitations then in force.

First round (First 4 & 4 fastest to semi-finals) (Aug 6)

Heat 1: 1, Clark 2:01.91; 2, Sinclair 2:02.18; 3, Ait Hammou 2:02.36; 4, Samaria 2:02.46; 5, Neisha Bernard-Thomas GRN 2:02.50; 6, Brigita Langerholc SLO 2:03.06; 7, Binnaz Uslu TUR 2:03.73; 8, Marlyse Nsourou GAB 2:14.47

Heat 2: 1, Calatayú 2:00.77; 2, Benhassi 2:00.77; 3, Bennett USA 2:01.78; 4, Scott 2:02.00; 5, Teodora Kolarova BUL 2:02.45; 6, Miho Sugimori JPN 2:02.82; 7, Marcela Britos URU 2:10.21; 8, Liban Markabo Djama DJI 2:50.95

Heat 3: 1, Andrianova 2:06.38; 2, Schmidt 2:07.10; 3, Martínez 2:07.34; 4, Sętowska 2:07.37; 5, Myint Myint Aye MYA 2:08.50; 6, Marian Burnett GUY 2:09.88; Nahida Touhami ALG DNS

Heat 4: 1, Cherkasova 2:00.62; 2, Valdonado 2:00.87; 3, Usovich 2:01.09; 4, Klocová 2:01.63; 5, Petlyuk 2:01.78; 6, Sultana Ait Hammou MAR 2:02.16; 7, Elisa Cusma ITA 2:05.95; 8, Gulnaz Ara PAK 2:13.87

Heat 5: 1, Chzhao 2:00.64; 2, Mutola 2:00.71; 3, Ballentine 2:01.05; 4, Neascu 2:01.35; 5, Gradzki 2:01.56; 6, Vriesde 2:01.65; 7, Cummins 2:01.71

Semi-finals (First 2 & 2 fastest to final) (Aug 7)

Heat 1: 1, Clark 1:59.00; 2, Chzhao 1:59.07; 3, Mutola 1:59.29; 4, Martínez 1:59.40; 5, Mina Ait Hammou MAR 2:00.22; 6, Mihaela Neascu ROU 2:00.63; 7, Lucia Klocová SVK 2:00.64; 8, Susan Scott GBR 2:01.17

Heat 2: 1, Calatayú 1:57.92; 2, Cherkasova 1:58.58; 3, Kenia Sinclair JAM 1:59.45; 4, Diane Cummins CAN 2:00.10; 5, Agnes Samaria NAM 2:00.13; 6, Alice Schmidt USA 2:01.43; 7, Letitia Vriesde SUR 2:02.07; 8, Monika Gradzki GER 2:02.09

Heat 3: 1, Andrianova 2:01.35; 2, Benhassi 2:01.59; 3, Laetitia Valdonado FRA 2:01.90; 4, Ewelina Sętowska POL 2:02.02; 5, Svetlana Usovich BLR 2:02.34; 6, Tatyana Petlyuk UKR 2:02.46; 7, Michelle Ballentine JAM 2:03.98; Kameisha Bennett USA DNF

Osaka 2007

Final (Aug 28)

1,	Janeth Jepkosgei	KEN	1:56.04	56.16/59.88
2,	Hasna Benhassi	MAR	1:56.99	57.46/59.53
3,	Mayte Martínez	ESP	1:57.62	57.71/59.91
4,	Olga Kotlyarova	RUS	1:58.22	56.8 /61.4
5,	Brigita Langerholc	SLO	1:58.52	56.6 /61.9
6,	Svetlana Usovich	BLR	1:58.92	56.6 /62.3
7,	Svetlana Klyuka	RUS	2:00.90	57.2 /63.7
	Maria Mutola	MOZ	DNF	56.8 /

Jepkosgei was rated as number seven on the "Track and Field News" Osaka form chart. She showed this was an underestimation by winning her heat in 1:58.95, a second quicker than any other preliminary winner. She then zipped through her semi-final, passing 400m in 56.54, before finishing in 1:56.17, much the fastest time of 2007. Klocová and Cusma clocked 1:58.62 and 1:58.63 but failed to make the final.

Jepkosgei repeated her tactics in the final, passing 200m in 26.58 (1:46.4 pace), before slowing to 56.16 at halfway. Usovich and Langerholc led the chasers with 56.6. Jepkosgei slowed to 1:26.22 at 600m, with four metres advantage over Mutola and Benhassi. Momentarily, she looked vulnerable, but then edged away to win in 1:56.04, another lifetime best, and the fastest time in the world for four

years. Benhassi was a clear second, after Mutola collapsed onto the infield when her left hamstring went into a spasm 80m from the line.

First round (First 3 & 6 fastest to semi-finals) (Aug 25)

Heat 1: 1, Klyuka 2:00.11; 2, Burnett 2:00.53; 3, M Ait Hammou 2:00.85; 4, Mihaela Neascu ROU 2:01.08; 5, Alice Schmidt USA 2:02.49; 6, Josiane Tito BRA 2:03.70; 7, Natalia Gallego AND 2:13.46; 8, Emilia Mikue Ondo GEQ 2:15.72

Heat 2: 1, Kotlyarova 2:01.75; 2, Okoro 2:01.79; 3, Calatayú 2:01.81; 4, Alysia Johnson USA 2:02.11; 5, Rosibel García COL 2:02.86; 6, Liu Qing CHN 2:04.35; 7, Lillian Silva ANG 2:09.17

Heat 3: 1, Mutola 2:00.00; 2, Meadows 2:00.14; 3, Langerholc 2:00.20; 4, Sętowska-Dryk 2:00.45; 5, Cusma 2:00.54; 6, Eliane Saholinirina MAD 2:06.57; 7, Fatimoh Muhammed LBR 2:07.28; 8, Gharid Ghrouf PLE 2:30.35

Heat 4: 1, Benhassi 2:00.31; 2, Simpson 2:00.47; 3, Bărbulescu-Popescu 2:00.73; 4, Tamsyn Lewis AUS 2:01.21; 5, Yuliya Krevsun UKR 2:02.45; 6, Rikke Albertsen DEN 2:03.75; 7, Ayako Jinnouchi JPN 2:07.34

Heat 5: 1, Usovich 1:59.95; 2, Sinclair 2:00.35; 3, Cummins 2:00.38; 4, Petlyuk 2:00.45; 5, Clark 2:00.61; 6, Sultana Ait Hammou MAR 2:00.74; 7, Nicole Layson GUM 2:36.14

Heat 6: 1, Jepkosgei 1:58.95; 2, Martínez 1:59.58; 3, Klocová 1:59.72; 4, Samaria 1:59.76; 5, Guégan 2:00.43; 6, Elizet Banda ZAM 2:09.90; 7, Mireille Derebona CAF 2:30.08; (6,) Svetlana Cherkasova RUS DQ (ADr10.8) (2:00.93)

Semi-finals (First 2 & 2 fastest to final) (Aug 26)

Heat 1: 1, Usovich 1:58.11; 2, Kotlyarova 1:58.56; 3, Lucia Klocová SVK 1:58.62; 4, Elisa Cusma ITA 1:58.63; 5, Liliana Bărbulescu-Popescu ROU 2:00.07; 6, Jemma Simpson GBR 2:00.48; 7, Diane Cummins CAN 2:00.51; 8, Hazel Clark USA 2:02.92

Heat 2: 1, Klyuka 1:58.97; 2, Martínez 1:59.32; 3, Mina Ait Hammou MAR 1:59.51; 4, Marilyn Okoro GBR 1:59.63; 5, Kenia Sinclair JAM 2:00.25; 6, Tatyana Petlyuk UKR 2:00.90; 7, Marian Burnett GUY 2:01.02; 8, Zulia Calatayú CUB 2:06.97

Heat 3: 1, Jepkosgei 1:56.17; 2, Benhassi 1:56.84; 3, Mutola 1:56.98; 4, Langerholc 1:58.41; 5, Jenny Meadows GBR 1:59.39; 6, Élodie Guégan FRA 1:59.46; 7, Ewelina Sętowska-Dryk POL 2:01.02; 8, Agnes Samaria NAM 2:02.25

Berlin 2009

Final (Aug 19)

1,	Caster Semenya	RSA	1:55.45	56.83/58.62
2,	Janeth Jepkosgei	KEN	1:57.90	57.00/60.90
3,	Jenny Meadows	GBR	1:57.93	57.66/60.27
4,	Yuliya Krevsun	UKR	1:58.00	57.09/60.91
5,	Mariya Savinova	RUS	1:58.68	57.6 /61.1
6,	Elisa Cusma	ITA	1:58.81	57.6 /61.2
7,	Mayte Martínez	ESP	1:58.81	58.0 /60.8
8,	Marilyn Okoro	GBR	2:00.32	57.3 /63.0

The event had a dramatic start on the first morning when defending champion Jepkosgei fell at 600m of the opening heat. The new South African star Semenya (18) almost went over behind her but recovered to win the race. The Kenyan team protested that Jepkosgei had been tripped by Semenya and the jury of appeal agreed to advance the Kenyan to the semi-finals, but without disqualifying the South African. Both of these African women progressed to the final but the Olympic Champion Jelimo did not after dropping out of her semi-final.

Jepkosgei took the pace out swiftly in the final, and passed 200m in 26.83, ahead of Semenya (27.0). The South African took the lead at 350m, reaching the bell a metre up on Jepkosgei and Krevsun. That margin was slightly increased at 600m (1:26.96), with Krevsun (1:27.20) fighting hard to keep up. Semenya powered away over the next 100m, covered in 14.10, and led by 8m, a lead which was increased to 20m by the finish. The valiant Krevsun led the battle for second until 5m to go when Jepkosgei caught her. Finishing faster than both was Meadows, who moved from sixth place at 700m to third at the line.

During the championships it was disclosed that World Athletics was investigating Semenya's gender as a medical issue, and it was agreed that she should not appear at the medallist's press conference. In July 2010, World Athletics stated that it "accepts the conclusion of a panel of medical experts that she can compete with immediate effect. Please note that the medical details of the case remain confidential and the IAAF will make no further comment on the matter."

Sixth in the second semi final in a time of 2:00.90 was Petlyuk of Ukraine, just as she had been in Daegu 2011. That odd statistic was spoiled when, in 2013, her 2009 results were annulled because of irregularities in her Athlete Biological Passport.

First round (First 3 & 6 fastest to final) (Aug 16)

Heat 1: 1, Semenya 2:02.51; 2, Gall 2:02.63; 3, Olga Cristea MDA 2:03.99; 4, Neisha Bernard-Thomas GRN 2:04.55; 5, Madeleine Pape AUS 2:05.85; 6, Jepkosgei 2:12.81; (3,) Petlyuk DQ (ADr10.1) (2:02.87)

Jepkosgei advanced to the semi final by decision of the Jury of Appeal who upheld the Kenyan protest that she had been disadvantaged by the action of Caster Semenya RSA

Heat 2: 1, Savinova 2:03.27; 2, Simpson 2:03.33; 3, Martínez 2:03.39; 4, Guégan 2:03.87; 5, Irina Krakoviak LTU 2:04.26; 6, Mirela Lavric ROU 2:04.49; 7, Leonor Piuza MOZ 2:08.08

Heat 3: 1, Krevsun 2:02.20; 2, Meadows 2:02.47; 3, Clark-Riley 2:02.67; 4, Klocová 2:02.98; 5, Burnett 2:03.89; 6, Yeliz Kurt TUR 2:13.42; 7, Aishath Reesha MDV 2:28.00; Sanaa Abubkheet PLE DQ (Tr17.5)

Heat 4: 1, Cusma 2:02.33; 2, Rostkowska 2:02.37; 3, Hachlaf 2:02.46; 4, Kofanova 2:02.49; 5, Masná 2:03.32; 6, Eléni Filáandra GRE 2:06.39; 7, Natalia Gallego AND 2:18.75

Heat 5: 1, Jelimo 2:03.50; 2, Vessey 2:04.07; 3, Sinclair 2:04.52; 4, Rosibel García COL 2:04.73; 5, Jana Hartmann GER 2:04.99; 6, Nataliya Lupu UKR 2:06.74; 7, Salome Dell PNG 2:08.22

Heat 6: 1, Calatayú 2:02.33; 2, Benhassi 2:02.83; 3, Okoro 2:03.07; 4, Daniela Reina ITA 2:06.30; 5, Anabelle Lascar MRI 2:06.53; 6, Nikki Hamblin NZL 2:31.94; (6,) Klyuka DQ (ADr10.1) (2:03.40)

Semi-finals (First 2 & 2 fastest to final) (Aug 17)

Heat 1: 1, Savinova 1:59.30; 2, Krevsun 1:59.38; 3, Martínez 1:59.72; 4, Hasna Benhassi MAR 2:00.06; 5, Jemma Simpson GBR 2:00.57; 6, Geena Gall USA 2:01.30; 7, Zulía Calatayú CUB 2:01.53; 8, Élodie Guégan FRA 2:04.38

Heat 2: 1, Semenya 1:58.66; 2, Meadows 1:59.45; 3, Jepkosgei 1:59.47; 4, Hazel Clark-Riley USA 1:59.96; 5, Lucia Klocová SVK 2:01.56; 6, Marian Burnett GUY 2:02.75; Halima Hachlaf MAR DNF; (5,) Svetlana Klyuka RUS DQ (ADr10.1) (2:00.48); (6,) Tatyana Petlyuk UKR DQ (ADr10.1) 2:00.90

Heat 3: 1, Cusma 2:00.62; 2, Okoro 2:01.01; 3, Anna Rostkowska POL 2:01.40; 4, Yelena Kofanova RUS 2:02.02; 5, Kenia Sinclair JAM 2:02.31; 6, Lenka Masná CZE 2:02.55; 7, Maggie Vessey USA 2:03.55; Pamela Jelimo KEN DNF

XXX**Daegu 2011****Final (Sep 4)**

1,	Caster Semenya	RSA	1:56.35
2,	Janeth Jepkosgei	KEN	1:57.42
3,	Alysia Montaño	USA	1:57.48
4,	Maggie Vessey	USA	1:58.50
5,	Kenia Sinclair	JAM	1:58.66
(1,)	Mariya Savinova	RUS	DQ (ADr10.8) (1:55.87)
(5,)	Yekaterina Kostetskaya	RUS	DQ (ADr10.1) (1:57.82)
(8,)	Yuliya Rusanova	RUS	DQ (ADr10.8) (1:59.74)

Rightful finalists: Fantu Magiso ETH, Jenny Meadows GBR & Liliya Lobanova UKR

Semenya did not compete from August 2009 to July 2010 when World Athletics announced: “the process initiated in 2009 in the case of Caster Semenya (RSA) has now been completed. The IAAF accepts the conclusion of a panel of medical experts that she can compete with immediate effect.” In April 2011, World Athletics introduced eligibility rules and regulations for women athletes with excessive male hormones, a condition known as hyperandrogenism. The South African showed patchy form in the lead-up to Daegu, placing only eighth in Stockholm on July 29. At the World Championships she seemed to click, winning her semi-final in 1:58.07, her fastest since Berlin.

Jepkosgei set the pace in the final, passing 200m in 26.61, with the runners stretched out in single file. The Kenyan reached 400m in 55.86, with Semenya (56.9) in fifth, and a watchful Savinova in sixth. At 600m Jepkosgei (1:26.07) still led, with Semenya (1:26.2), a fading Sinclair (1:26.3) and Savinova (1:26.5) closest in attendance. Semenya went to the front with 180m remaining, and built up a three-metre lead with 80m remaining. The long-striding Savinova caught the South African with 25m to go, and won by three metres. Well behind the first two, Jepkosgei managed to hold off Montaño for the bronze. “I know I won in Berlin,” said Semenya, “but I am feeling much better today.”

Savinova’s two Russian compatriots Yekaterina Kostetskaya and Yuliya Rusanova finished fifth and eighth in the final, but both were ultimately disqualified for doping after a check of their Athlete Biological Passports.

Rusanova’s disqualification was confirmed in 2013, Kostetskaya’s in 2014, then in 2015, a report of the World Anti-Doping Agency recommended that Savinova (among others) be given lifetime doping bans. The Russian had admitted to drug-taking in an undercover cell

phone video which had been taken in 2014 by Rusanova. The former doping offender had become a whistleblower and passed the evidence to a German television station, who made a series of documentaries on doping in athletics.

Finally on February 10, 2017, the Court of Arbitration for Sport declared “On the basis of clear evidence, including the evidence derived from her biological passport (ABP), Mariya Savinova-Farnosova is found to have been engaged in using doping from 26 July 2010 [the eve of the European Championship in Barcelona] through to 19 August 2013 [the day after the World Championship in Moscow].” All the Russian’s results in that period (including Olympic and European titles) were disqualified and she was suspended in the period 2015-2019. Semenya can be regarded as the 2011 World Champion, having successfully defended her title from Berlin.

First round (First 4 & 4 fastest to semi-finals) (Sep 1)

Heat 1: 1, Meadows 2:01.11; 2, Vessey 2:01.32; 3, García 2:01.33; 4, Sum 2:01.37; 5, Eglé Balčiūnaitė LTU 2:02.88; 6, Yvonne Hak NED 2:03.05; (5,) Yuliya Rusanova RUS DQ (ADr10.8) (2:01.38)

Heat 2: 1, Sinclair 2:01.66; 2, Hachlaf 2:01.80; 3, Krevsun 2:01.88; 4, Arzamasava 2:01.97; 5, Magiso 2:02.58; 6, Merve Aydin TUR 2:04.88; 7, Huh Yeon-Jung KOR 2:08.05; 8, Zourah Ali DJI 2:36.36

Heat 3: 1, Jepkosgei 1:59.36; 2, Montaño 1:59.62; 3, Okoro 1:59.74; 4, Luiza Gega ALB 2:03.21; 5, Margarita Matsko KAZ 2:04.24; (2,) Kostetskaya DQ (ADr10.1) (1:59.61); Tatyana Petlyuk UKR DQ (ADr10.8) (DNF)

Heat 4: 1, Semenya 2:01.01; 2, Koech 2:01.03; 3, Schmidt 2:01.11; 4, Jackson 2:01.17; 5, Luka 2:01.89; 6, Truong Thanh Hang VIE 2:03.52; (1,) Savinova DQ (ADr10.8) (2:01.01)

Heat 5: 1, Negesa 2:02.75; 2, Bouras 2:02.77; 3, Klocová 2:02.81; 4, Lobanova 2:02.84; 5, Nikki Hamblin NZL 2:02.87; 6, Lemlem Bereket CAN 2:03.62; 7, Svetlana Usovich BLR 2:05.62

Semi-finals (First 2 & 2 fastest to final) (Sep 2)

Heat 1: 1, Vessey 1:58.98; 2, Jenny Meadows GBR 1:59.07; 3, Eunice Sum KEN 1:59.94; 4, Rosibel García COL 2:00.79; 5, Annet Negesa UGA 2:01.51; 6, Maryna Arzamasava BLR 2:02.13; Halima Hachlaf MAR DNF; (1,) Rusanova DQ (ADr10.8) (1:58.73)

Heat 2: 1, Jepkosgei 1:58.50; 2, Montaño 1:58.67; 3, Liliya Lobanova UKR 1:59.38; 4, Emma Jackson GBR 1:59.77; 5, Tintu Luka IND 2:00.95; 6, Lucia Klocová SVK 2:01.85; 7, Zahra Bouras ALG 2:12.08; (1,) Savinova DQ (ADr10.8) (1:58.45)

Heat 3: 1, Semenya 1:58.07; 2, Sinclair 1:58.93; 3, Fantu Magiso ETH 1:59.17; 4, Alicé Schmidt USA 2:01.16; 5, Cheron Koech KEN 2:01.48; 6, Marilyn Okoro GBR 2:01.54; 7, Yuliya Krevsun UKR 2:05.37; (2,) Kostetskaya DQ (ADr10.1) (1:58.64)

X**Moscow 2013****Final (Aug 18)**

1,	Eunice Sum	KEN	1:57.38	57.16/60.22
2,	Brenda Martinez	USA	1:57.91	58.06/59.85
3,	Alysia Montaño	USA	1:57.95	56.12/61.83
4,	Yekaterina Poistogova	RUS	1:58.05	58.00/60.05
5,	Ajee’ Wilson	USA	1:58.21	58.25/59.96
6,	Nataliya Lupu	UKR	1:59.79	57.65/62.14
7,	Lenka Masná	CZE	2:00.59	57.57/63.02
(2,)	Mariya Savinova	RUS	DQ	57.85/59.95 (ADr10.8) (1:57.80)

Rightful finalist: Rose M. Almanza CUB

Montaño, a perennial front runner, led through 200m in 26.91, six metres clear of Sum. The American reached the bell in a transponder-timed 56.12 (56.06 by photo-cell), a full seven metres ahead of Sum, with Savinova another six metres back. Montaño reached 600m in 1:26.49, still a second or so ahead of Sum, but with Savinova now only two metres behind. Sum and Savinova eventually passed the American halfway down the straight with the Russian seemingly poised for another big win. But then much to the crowd’s chagrin, Sum used her 1500m runner’s strength to pull clear for victory. Martinez came through on the inside to pip the valiant Montaño at the line. “I didn’t believe that Eunice could keep that speed to the finish”, reflected Savinova. “I congratulate her. It’s my loss.” The transponder timing showed that Martinez and Sum had the fastest last 100m times of 14.95 and 14.98 respectively.

Savinova was stripped of her silver medal, as she was of her Daegu gold, for the reasons set out in the report of the 2011 women’s 800m. This meant that Montaño rightfully won back-to-back bronzes, and she received both medals at redress ceremonies staged at the 2019 World Championships in Doha.

First round (First 3 & 4 fastest to semi-finals) (Aug 15)

Heat 1: 1, Martinez 1:59.39; 2, Okoro 1:59.43; 3, Chebet 1:59.58; 4, Arzamasova 1:59.60; 5, Marta Milani ITA 2:02.41; 6, Karine Belleau-Béliveau CAN 2:02.93; 7, Eglė Balčiūnaitė LTU 2:08.77; (3), Savinova DQ (ADr10.8) (1:59.44)
Heat 2: 1, Montaña 1:59.47; 2, Lupu 1:59.59; 3, Hachlaf 2:00.04; 4, Angela Smit NZL 2:00.60; 5, Jessica Judd GBR 2:01.48; 6, Wang Chunyu CHN 2:02.05; 7, Rose-Anne Galligan IRL 2:02.05; 8, Marina Pospelova RUS 2:03.42
Heat 3: 1, Akkaoui 1:59.63; 2, Poistogova 1:59.90; 3, Wilson 2:00.00; 4, Almanza 2:00.27; 5, Masná 2:00.31; 6, Natoya Goule JAM 2:00.93; 7, Olga Lyakhova UKR 2:00.98; 8, Elisabeth Mandaba CAF 2:14.35
Heat 4: 1, Sum 2:00.49; 2, Kotulskaya 2:00.50; 3, Muir 2:00.80; 4, Fantu Magiso ETH 2:01.11; 5, Kelly Hetherington AUS 2:01.57; 6, Melissa Bishop CAN 2:01.91; 7, Margarita Mukasheva KAZ 2:02.06; 8, Mirela Lavric ROU 2:10.37

Semi-finals (First 3 & 2 fastest to final) (Aug 16)

Heat 1: 1, Montaña 1:58.92; 2, Martinez 1:59.03; 3, Lupu 1:59.43; 4, Poistogova 1:59.48; 5, Masná 1:59.56; 6, Halima Hachlaf MAR 2:00.55; 7, Laura Muir GBR 2:00.83; 8, Winny Chebet KEN 2:01.04
Heat 2: 1, Sum 2:00.70; 2, Wilson 2:00.90; 3, Rose M. Almanza CUB 2:00.98; 4, Maryna Arzamasova BLR 2:01.19; 5, Yelena Kotulskaya RUS 2:01.75; 6, Marilyn Okoro GBR 2:02.26; 7, Malika Akkaoui MAR 2:02.29; (2), Savinova DQ (ADr10.8) (2:00.73)

Beijing 2015**Final (Aug 29)**

1,	Maryna Arzamasova	BLR	1:58.03	59.15/58.93
2,	Melissa Bishop	CAN	1:58.12	59.39/58.73
3,	Eunice Sum	KEN	1:58.18	59.10/59.08
4,	Rabab Arrafi	MAR	1:58.90	59.58/59.32
5,	Shelayna Oskan-Clarke	GBR	1:58.99	59.32/59.67
6,	Nataliya Lupu	UKR	1:58.99	59.57/59.42
7,	Joanna Józwick	POL	1:59.09	59.85/59.24
8,	Renelle Lamote	FRA	1:59.70	59.21/60.49

Sum was a strong favourite, having been undefeated in 2015 before Beijing and winning at five Diamond League meetings. It was therefore a surprise that the defending champion only qualified for the final as a fastest loser. Contesting the third semi-final, Sum ran her first 100m in 12.94 (1:43.52 pacer), zipped by 400m in 57.31 but then was edged by Bishop and Arzamasova. All three were in the 1:57.5s and the same three got on the podium two days later. Then, Sum again led in the final with a first 200 in 27.13 by photo-cell. The pace slowed to 59.08 at the bell. Arzamasova went ahead at 550m and held on to win, though Sum, and latterly, Bishop closed to within a metre.

First round (First 3 & 6 fastest to semi-finals) (Aug 26)

Heat 1: 1, Arzamasova 1:58.69; 2, Sharp 1:58.98; 3, Semanya 1:59.59; 4, Lupu 1:59.62; 5, Hering 2:00.36; 6, Ludlow 2:00.70; 7, Tintu Luka IND 2:00.95; 8, Aye Aye Aung MYA 2:37.51
Heat 2: 1, Sum 1:59.67; 2, Lyakhova 1:59.92; 3, Hassan 1:59.94; 4, Lamote 2:00.20; 5, Charline Mathias LUX 2:01.36; 6, Flavina de Lima BRA 2:01.76; 7, Habitam Alemu ETH 2:03.19
Heat 3: 1, Arrafi 2:00.37; 2, Benson 2:00.53; 3, Martinez 2:00.54; 4, Petty 2:00.62; 5, Yevgeniya Subbotina RUS 2:01.50; 6, Zhao Jing CHN 2:03.08; 7, Donna Koniet PNG 2:12.51
Heat 4: 1, Ennaoui 2:01.16; 2, Almanza 2:01.33; 3, Hrivnák Klocová 2:01.35; 4, Janeth Jepkosgei KEN 2:01.40; 5, Simoya Campbell JAM 2:01.43; 6, Esther Guerrero ESP 2:02.64; 7, Ciara Everard IRL 2:03.98
Heat 5: 1, Kohlmann 2:01.42; 2, Józwick 2:01.62; 3, Oskan-Clarke 2:01.72; 4, Natoya Goule JAM 2:02.37; 5, Déborah Rodríguez URU 2:02.46; 6, Noélie Yarigo BEN 2:02.48; 7, Alysia Montaña USA 2:09.57; 8, Andrea Foster GUY 2:17.39
Heat 6: 1, Bishop 2:00.23; 2, Büchel 2:00.25; 3, Akkaoui 2:00.37; 4, Meadows 2:00.70; 5, Anita Hinrikssdóttir ISL 2:01.01; 6, Anastasiya Tkachuk UKR 2:01.07; 7, Margaret Wambui KEN 2:03.52

Semi-finals (First 2 & 2 fastest to final) (Aug 27)

Heat 1: 1, Arrafi 1:58.55; 2, Lupu 1:58.57; 3, Selina Büchel SUI 1:58.63; 4, Fabienne Kohlmann GER 1:59.42; 5, Sofia Ennaoui POL 2:00.11; 6, Brenda Martinez USA 2:00.27; 7, Jenny Meadows GBR 2:00.53; 8, Caster Semanya RSA 2:03.18
Heat 2: 1, Oskan-Clarke 1:58.86; 2, Lamote 1:58.86; 3, Olga Lyakhova UKR 1:58.94; 4, Angie Petty NZL 1:59.53; 5, Fiona Benson CAN 1:59.59; 6, Rose M. Almanza CUB 2:00.38; 7, Molly Ludlow USA 2:00.43; 8, Christina Hering GER 2:00.81
Heat 3: 1, Bishop 1:57.52; 2, Arzamasova 1:57.54; 3, Sum 1:57.56; 4, Józwick 1:58.35; 5, Sifan Hassan NED 1:58.50; 6, Malika Akkaoui MAR 1:59.03; 7, Lucia Hrivnák Klocová SVK 1:59.14; 8, Lynsey Sharp GBR 1:59.33

London 2017**Final (Aug 13)**

1,	Caster Semanya	RSA	1:55.16	58.53/56.63
2,	Francine Niyonsaba	BDI	1:55.92	57.98/57.94
3,	Ajee' Wilson	USA	1:56.65	58.21/58.44

4,	Margaret Wambui	KEN	1:57.54	58.36/59.18
5,	Melissa Bishop	CAN	1:57.68	58.51/59.17
6,	Angelika Cichocka	POL	1:58.41	58.82/59.59
7,	Charlene Lipsey	USA	1:58.73	58.77/59.96
8,	Lynsey Sharp	GBR	1:58.98	58.42/60.56

Niyonsaba led through 200m in the final in 27.08, and slowed to 57.98, with Wilson next to her and Semanya fifth. The American applied pressure and Niyonsaba had to work hard to stay on top, passing 600m in 1:27.07. Semanya was the only athlete in touch with the leading two.

The South African took the lead with just over 50m remaining, and covering her last 100m in 13.54 (quicker than Pierre-Ambroise Bosse's 14.02 in the London men's final), she finished with a South African record of 1:55.16. Behind the medallists, Wambui just managed to hold off Bishop for fourth place. For the first time since 1999, all the finalists ran under 1:59.

It was Semanya's 29th successive win at 800m (heats included) since 2015, the year in which the Court of Arbitration for Sport initially declared that any woman with hyperandrogenism were free to compete without undergoing hormone-suppressing treatment.

First round (First 3 & 6 fastest to semi-finals) (Aug 10)

Heat 1: 1, Wilson 2:00.52; 2, Yarigo 2:00.99; 3, Balčiūnaitė 2:01.21; 4, Verstegen 2:01.50; 5, Winnie Nanyondo UGA 2:02.65; 6, Tola Kore ETH 2:03.01; 7, Johana Patricia Arrieta COL 2:07.36; Lovisa Lindh SWE DNS
Heat 2: 1, Cichocka 2:00.86; 2, Bishop 2:01.11; 3, Oskan-Clarke 2:01.30; 4, Martinez 2:01.53; 5, Esther Guerrero ESP 2:02.22; 6, Emily Jerotich KEN 2:02.70; 7, Lora Storey AUS 2:07.17; 8, W. K. L. A. Nimali SRI 2:08.49
Heat 3: 1, Semanya 2:01.33; 2, Almanza 2:01.43; 3, Józwick 2:01.51; 4, Angie Petty NZL 2:01.76; 5, Natoya Goule JAM 2:01.77; 6, Brittany McGowan AUS 2:02.25; 7, Annie Leblanc CAN 2:04.06
Heat 4: 1, Wambui 2:00.75; 2, Sharp 2:01.04; 3, Nakaayi 2:01.80; 4, Maryna Arzamasova BLR 2:01.92; 5, Mahelet Mulugeta ETH 2:02.04; 6, Olga Lyakhova UKR 2:02.07; 7, Yusneysi Santiusti ITA 2:02.75; 8, Lindsey Butterworth CAN 2:03.19

Heat 5: 1, Lipsey 2:02.74; 2, Hynne 2:02.85; 3, Ajok 2:02.98; 4, Anita Hinrikssdóttir ISL 2:03.45; 5, Georgia Griffith AUS 2:03.54; 6, Siofra Cléirigh Büttner IRL 2:06.54; 7, Kimarra McDonald JAM 2:09.19

Heat 6: 1, Niyonsaba 1:59.86; 2, Alemu 2:00.07; 3, Büchel 2:00.23; 4, Tracey 2:00.28; 5, Hering 2:01.13; 6, Hermansson 2:01.25; 7, Lofstrand 2:01.73; 8, Rose Nathike Lokonyen ART 2:20.06

Semi-finals (First 2 & 2 fastest to final) (Aug 11)

Heat 1: 1, Wilson 1:59.21; 2, Bishop 1:59.56; 3, Noélie Yarigo BEN 1:59.74; 4, Rose M. Almanza CUB 1:59.79; 5, Hedda Hynne NOR 1:59.88; 6, Adelle Tracey GBR 2:00.26; 7, Hanna Hermansson SWE 2:00.43; 8, Habitam Alemu ETH 2:00.69
Heat 2: 1, Semanya 1:58.90; 2, Cichocka 1:59.32; 3, Lipsey 1:59.35; 4, Sharp 1:59.47; 5, Selina Büchel SUI 1:59.85; 6, Eglė Balčiūnaitė LTU 2:00.48; 7, Sanne Verstegen NED 2:00.92; 8, Dorcus Ajok UGA 2:02.00
Heat 3: 1, Niyonsaba 2:01.11; 2, Wambui 2:01.19; 3, Brenda Martinez USA 2:01.31; 4, Halimah Nakaayi UGA 2:01.74; 5, Joanna Józwick POL 2:01.91; 6, Shelayna Oskan-Clarke GBR 2:02.26; 7, Christina Hering GER 2:02.69; 8, Gena Lofstrand RSA 2:03.67

Doha 2019**Final (30 Sep)**

1,	Halimah Nakaayi	UGA	1:58.04	58.23/59.81
2,	Raevyn Rogers	USA	1:58.18	59.05/59.13
3,	Ajee' Wilson	USA	1:58.84	57.96/60.88
4,	Winnie Nanyondo	UGA	1:59.18	58.34/60.84
5,	Eunice Sum	KEN	1:59.71	58.60/61.11
6,	Natoya Goule	JAM	2:00.11	57.96/62.15
7,	Rababe Arafai	MAR	2:00.48	58.84/61.64
8,	Ce'Aira Brown	USA	2:02.97	59.10/63.87

Caster Semanya did not defend her title. In 2018, World Athletics issued new regulations for any female athlete "who has a Difference of Sexual Development (DSD) that means her levels of circulating testosterone (in serum) are five (5) nmol/L or above and who is androgen-sensitive". Such athletes were required to lower their blood testosterone level in order to compete in events from 400m to the mile. The rules were contested by Semanya, but in May 2019 her appeal was rejected by the Court of Arbitration for Sport who concluded that "on the basis of the evidence submitted by the parties, such discrimination is a necessary, reasonable and proportionate means of achieving the

IAAF's aim of preserving the integrity of female athletics in the Restricted Events." Semenya had clocked 1:54.98 at the 2019 Doha Diamond League on May 3, five days before the new regulations came into force.

Diamond League winner Wilson emerged as the gold medal favourite. After winning both her preliminary races, she sped through the first 200m of the final in 26.93 (according to the stadium photo-cell timer), then slowed to 57.94 at the bell. At the American's shoulder was Goule with the Ugandan pair of Nakaayi and Nanyondo in close pursuit. The next 200m was the slowest (30.19) and three yellow vests tracked the American through 600m. In the straight Nakaayi challenged, then outkicked Wilson. It looked as if Uganda would get gold and bronze, until Rogers stormed through, passing five women and just failing to catch Nakaayi. The transponder recorded her final 100m in 13.86, faster than Donovan Brazier's 13.93 when he won the men's final the following day. The winner and fourth-placer Nanyondo joined up to dance in celebration of this most surprising of results.

First round (First 3 & 6 fastest to semi-finals) (Sep 27)

Heat 1: 1, Wilson 2:02.10; 2, Nakaayi 2:02.33; 3, Hynne 2:02.49; 4, Christina Hering GER 2:03.15; 5, Sara Kuivisto FIN 2:03.15; 6, Renée Eykens BEL 2:03.65; 7, Gabriela Gajanová SVK 2:04.45

Heat 2: 1, Rogers 2:02.01; 2, Oskan-Clarke 2:02.09; 3, Mitchell 2:02.13; 4, Sum 2:02.17; 5, Sabat 2:02.43; 6, Selina Büchel SUI 2:03.38; 7, Rose Nathike Lokonyen ART 2:13.39

Heat 3: 1, Nanyondo 2:00.36; 2, Trost 2:01.45; 3, Hachlaf 2:01.50; 4, Butterworth 2:01.64; 5, Velvere 2:02.93; 6, Catriona Bisset AUS 2:05.33

Heat 4: 1, Goule 2:01.01; 2, Brown 2:01.14; 3, Yarigo 2:01.19; 4, Lyakhova 2:01.47; 5, Welteji 2:02.71; 6, Diana Mezuliániková CZE 2:03.48; 7, Déborah Rodríguez URU 2:03.80

Heat 5: 1, Pryshchepa 2:03.22; 2, Chunyu 2:03.25; 3, Bell 2:03.34; 4, Lore Hoffmann SUI 2:03.40; 5, Malika Akkaoui MAR 2:03.40; 6, Lovisa Lindh SWE 2:03.72; 7, Hanna Green USA 2:04.37

Heat 6: 1, Lamote 2:03.36; 2, Almanza 2:03.42; 3, Arafí 2:03.44; 4, Lynsey Sharp GBR 2:03.57; 5, Carley Thomas AUS 2:04.65; 6, Eleonora Vandi ITA 2:04.98; Tsepang Sello LES DQ (Tr17.5)

Semi-finals (First 2 & 2 fastest to final) (Sep 28)

Heat 1: 1, Rogers 1:59.57; 2, Nanyondo 1:59.75; 3, Olga Lyakhova UKR 2:00.72; 4, Lindsey Butterworth CAN 2:00.74; 5, Alexandra Bell GBR 2:01.23; 6, Halima Hachlaf MAR 2:01.30; 7, Katharina Trost GER 2:01.77; 8, Liga Velvere LAT 2:06.99

Heat 2: 1, Wilson 2:00.31; 2, Arafí 2:00.80; 3, Hedda Hynne NOR 2:01.03; 4, Rose M. Almanza CUB 2:01.18; 5, Nataliya Pryshchepa UKR 2:01.24; 6, Diribe Welteji ETH 2:02.69; 7, Wang Chunyu CHN 2:02.84; 8, Shelayna Oskan-Clarke GBR 2:10.89

Heat 3: 1, Nakaayi 1:59.35; 2, Sum 2:00.10; 3, Brown 2:00.12; 4, Goule 2:00.33; 5, Noélie Yarigo BEN 2:00.75; 6, Renelle Lamote FRA 2:02.86; 7, Anna Sabat POL 2:04.00; 8, Morgan Mitchell AUS 2:04.76

Women's 800 Metres, continued									
National Placings									
	1	2	3	4	5	6	7	8	Points
MAR	-	2	-	2	-	-	1	-	26
RSA	3	-	-	-	-	-	-	-	24
SUR	-	1	1	1	1	-	-	-	22
CAN	-	1	-	-	2	1	-	-	18
ROU	-	-	2	-	-	2	-	-	18
CZE	1	-	-	-	1	-	1	-	14
TCH	1	-	-	-	1	-	1	-	14
ESP	-	-	1	-	1	-	2	-	14
UGA	1	-	-	1	-	-	-	-	13
BLR	1	-	-	-	-	1	-	1	12
UKR	-	-	-	1	-	-	2	-	11
AUT	-	1	-	-	-	-	1	-	9
BDI	-	1	-	-	-	-	-	-	7
JAM	-	-	-	-	1	1	-	-	7
FRA	-	-	-	1	-	-	-	1	6
POL	-	-	-	-	-	1	1	-	5
SLO	-	-	-	-	1	-	-	-	4
NED	-	-	-	-	-	1	-	1	4
CHN	-	-	-	-	-	1	-	-	3
ITA	-	-	-	-	-	1	-	-	3
NZL	-	-	-	-	-	1	-	-	3
GHA	-	-	-	-	-	-	1	-	2
YUG	-	-	-	-	-	-	-	1	1
Totals	17	17	17	17	17	16	16	12	602

1500 Metres Helsinki 1983

Final (Aug 14)

- 1, Mary Decker USA 4:00.90
- 2, Zamira Zaytseva URS 4:01.19
- 3, Yekaterina Podkopayeva URS 4:02.25
- 4, Ravilya Agletdinova URS 4:02.67
- 5, Wendy Sly GBR 4:04.14
- 6, Doina Melinte ROU 4:04.42
- 7, Gabriella Dorio ITA 4:04.73
- 8, Brit McRoberts CAN 4:05.73
- 9, Christina Boxer GBR 4:06.74; 10, Cornelia Bürki SUI 4:11.61; 11, Ivana Kleinová TCH 4:15.12; 12, Maria Radu ROU 4:19.03

As she had done in the 3000m final four days earlier, Decker took up the pace. The blustery conditions held her back to 64.04 at 400m and 2:10.92 at 800m. At the bell, Decker led with Zaytseva on her shoulder.

The American tried to pull away on the backstraight. Zaytseva followed and shot ahead on the last bend, before swerving in front of Decker. A gap of five metres opened up in the process. The American looked beaten, but once in the straight, Decker's long, smooth strides enabled her to gain on the straining Soviet. The American regained the lead 10m before the line. In response, Zaytseva overstrode and fell five metres before the line. She rolled across the finish in second place.

"She was definitely being competitive," said Decker of Zaytseva's tactics. "Instead of going around, she ran into me. I think the rule is you have to be a full stride ahead before cutting in. She wasn't ahead and she was cutting in."

First round (First 3 & 3 fastest to final) (Aug 12)

Heat 1: 1, Agletdinova 4:10.71; 2, Kleinová 4:10.82; 3, McRoberts 4:10.88; 4, Christiane Wartenberg GDR 4:10.89; 5, Totka Petrova BUL 4:12.31; 6, Cindy Bremser USA 4:14.10; 7, Krisčia García ESA 4:40.21; 8, Bigna Samuel STV 4:51.35; 9, Kungu Bankombo COD 4:54.12

Heat 2: 1, Decker 4:07.47; 2, Zaytseva 4:07.64; 3, Sly 4:08.16; 4, Bürki 4:08.61; 5, Radu 4:10.15; 6, Marcianna Mukamurenzi RWA 4:30.58; 7, Vivian Pearson MAW 5:03.70; Aurora Cunha POR DNS

Heat 3: 1, Podkopayeva 4:09.39; 2, Dorio 4:09.45; 3, Melinte 4:09.71; 4, Boxer 4:09.88; 5, Betty van Steenbroek BEL 4:12.93; 6, Marjo Lakka FIN 4:22.33; 7, Halah Mughrabi SYR 4:45.62; 8, Khadija Al Matari JOR 5:01.83; Brigitte Kraus FRG DNS

X Rome 1987

Final (Sep 5)

- 1, Tatyana Samolenko URS 3:58.56
- 2, Hildegard Körner GDR 3:58.67

800 METRES									
Multiple Medallists:									
5	Maria Mutola	MOZ	93-1, 97-3, 99-2, 01-1, 03-1						
3	Lyubov Gurina	URS/RUS	83-2, 87-3, 93-2						
	Ana Quirot	CUB	91-2, 95-1, 97-1						
	Janeth Jepkosgei	KEN	07-1, 09-2, 11-2						
	Caster Semenya	RSA	09-1, 11-1, 17-1						
2	Ella Kovacs	ROU	91-3, 93-3						
	Kelly Holmes	GBR	95-3, 03-2						
	Letitia Vriesde	SUR	95-2, 01-3						
	Hasna Benhassi	MAR	05-2, 07-2						
	Alysia Johnson/Montaño	USA	11-3, 13-3						
	Eunice Sum	KEN	13-1, 15-3						
	Ajee' Wilson	USA	17-3, 19-3						
Most Finals:									
8	Mutola		91-4, 93-1, 97-3, 99-2, 01-1, 03-1, 05-4, 07-dnf						
Most Appearances:									
9	Mutola		91-4, 93-1, 95-dq/s2, 97-3, 99-2, 01-1, 03-1, 05-4, 07-dnf/final						
National Placings:									
	1	2	3	4	5	6	7	8	Points
USA	-	2	4	2	4	-	2	2	70
RUS	-	2	3	2	2	2	3	1	63
KEN	2	2	1	2	1	-	-	-	50
MOZ	3	1	1	2	-	-	1	-	49
CUB	3	1	-	1	-	-	-	-	36
GBR	-	1	2	1	1	1	1	2	35
URS	1	1	2	-	-	-	1	1	30
GER	1	1	-	1	1	1	-	2	29

3,	Doina Melinte	ROU	3:59.27
4,	Cornelia Bürki	SUI	3:59.90
5,	Andrea Lange	GDR	4:00.63
6,	Kirsty Wade	GBR	4:01.41
7,	Diana Richburg	USA	4:01.79
8,	Elly van Hulst	NED	4:03.63

9, Svetlana Kitova URS 4:04.66; 10, Linda Sheskey USA 4:08.33; 11, Debbie Bowker CAN 4:08.38; 12, Mitica Junghiatu ROU 4:10.35; 13, Marina Yachmenyova URS 4:10.51; Ulrike Bruns GDR DNF; (3,) Sandra Gasser SUI DQ (3:59.06)
Rightful finalist: Fatima Aouam MAR

Samolenko emulated Mary Decker's 1983 feat by adding this title to the 3000m gold she had won earlier in the week. The Ukrainian's kick was so feared that the GDR appeared to sacrifice Bruns in order to take the sting out of Samolenko's finish. She set a pace of 62.15, 2:07.16 and 2:39.99 before dropping out. This left Körner in front (1200m: 3:12.74), as planned. Despite the tempo, Körner continued to run strongly. However, she could not withstand Samolenko who went ahead just 15m from the finish.

The bronze originally went to Gasser, who outkicked Melinte, but the Swiss woman subsequently failed a doping control test to become the first athlete to lose a world championship medal in such circumstances.

First round (First 4 & 3 fastest to final) (Sep 3)

Heat 1: 1, Melinte 4:05.41; 2, Körner 4:05.42; 3, Samolenko 4:05.48; 4, van Hulst 4:05.57; 5, Sheskey 4:06.03; 6, Fatima Aouam MAR 4:07.38; 7, Yvonne Murray GBR 4:07.83; 8, Brit McRoberts CAN 4:08.37; 9, Annika Ericson SWE 4:11.59; 10, Maria Lomba STP 5:01.43; Salina Chirchir KEN DNS
Heat 2: 1, Lange 4:05.18; 2, Gasser 4:05.48; 3, Yachmenyova 4:05.51; 4, Junghiatu 4:05.60; 5, Bowker 4:05.90; 6, Richburg 4:07.10; 7, Brigitte Kraus FRG 4:07.40; 8, Agnese Possamai ITA 4:08.84; 9, Florence Giolitti FRA 4:09.08; 10, Alphocinah Simelane SWZ 4:35.64; 11, Georgina Tomisato ASA 5:49.52
Heat 3: 1, Bruns 4:08.36; 2, Bürki 4:08.39; 3, Kitova 4:08.64; 4, Wade 4:09.06; 5, Paula Ivan ROU 4:09.28; 6, Vera Michallek FRG 4:09.89; 7, Regina Jacobs USA 4:12.52; 8, Christine Pfitzinger NZL 4:13.59; 9, Mayte Zúñiga ESP 4:16.21; 10, Evelin Adiru UGA 4:17.72; 11, Kriscia Garcia ESA 4:34.76

Tokyo 1991

Final (Aug 31)

1,	Hassiba Boulmerka	ALG	4:02.21
2,	Tatyana Dorovskikh	URS	4:02.58
3,	Lyudmila Rogachova	URS	4:02.72
4,	Doina Melinte	ROU	4:03.19
5,	Ellen Kiessling	GER	4:04.75
6,	Kirsty Wade	GBR	4:05.16
7,	Susan Sirma	KEN	4:05.47
8,	Małgorzata Rydz	POL	4:05.52

9, Letitia Vriesde SUR 4:05.67; 10, Violeta Beclea ROU 4:05.86; 11, Debbie Bowker CAN 4:06.06; 12, PattiSue Plumer USA 4:06.80; 13, Yvonne Mai GER 4:07.45; 14, Elena Fidatof ROU 4:10.15; 15, Ravilya Kotovich URS 4:17.59

The USSR had not selected the world's best 1500m runner of 1991, Natalya Artyomova, who had failed to compete in her national championships. Instead, the USSR's hopes were pinned on defending champion Tatyana Dorovskikh. The Ukrainian had won the 3000m five days before and was hoping to duplicate her 1987 double.

The pace was slow: Rogachova led at 400m in 66.64 and 800m in 2:12.27. Approaching the bell, the 3000m bronze medallist Sirma took over. Melinte, Boulmerka, Dorovskikh, Rogachova and Plumer followed. With 200m remaining, the 34 year-old Melinte made her move. Only Boulmerka and the two Soviets could stay with the Romanian.

Into the finishing straight, Boulmerka spurred ahead. Dorovskikh kicked, but could not catch the Algerian. Rogachova came through for the bronze.

Boulmerka's was the first world title to be won by an African woman, and she made no secret of her excitement. She yelled out something on crossing the line and explained: "That was my cry for joy. This is the first win by a woman from Algeria and I think this is the beginning of a greater role for Algerian women."

First round (First 4 & 3 fastest to final) (Aug 29)

Heat 1: 1, Sirma 4:04.94; 2, Bowker 4:05.07; 3, Plumer 4:05.08; 4, Kotovich 4:05.53; 5, Beclea 4:05.77; 6, Mai 4:06.09; 7, Wade 4:07.22; 8, Yvonne van der

Kolk NED 4:07.39; 9, Christine Pfitzinger NZL 4:08.43; 10, Khin Khin Htwe MYA 4:12.21; 11, Estela Estevez ESP 4:13.93; 12, Snezana Pajkić YUG 4:14.20; 13, Zheng Lijuan CHN 4:14.95

Heat 2: 1, Boulmerka 4:08.20; 2, Rogachova 4:08.34; 3, Vriesde 4:08.46; 4, Fidatof 4:08.81; 5, Christina Cahill GBR 4:09.01; 6, Darcy Arreola USA 4:13.08; 7, Ivana Kubesová TCH 4:14.69; 8, Leah Pells CAN 4:14.82; 9, Aisling Molloy IRL 4:16.61; 10, Véronique Pongérard FRA 4:16.87; 11, Bigna Samuel STV 4:29.42; 12, Mantokoane Pitso LES 4:42.79; Sandra Gasser SUI DNF; Isabel Elias ANG DNS
Heat 3: 1, Melinte 4:08.78; 2, Kiessling 4:09.23; 3, Dorovskikh 4:09.25; 4, Rydz 4:09.31; 5, Gabriella Dorio ITA 4:09.34; 6, Irini Theodoridou GRE 4:11.14; 7, Karin Medin SWE 4:11.23; 8, Robyn Meagher CAN 4:12.47; 9, Suzy Hamilton USA 4:15.54; 10, Jana Kuceriková TCH 4:15.69; 11, Tuuli Merikoski FIN 4:17.57; 12, Edith Nakiyingi UGA 4:25.43; 13, Gengui Baguapeng CHA 4:54.41; Pauline Konga KEN DNS

Stuttgart 1993

Final (Aug 22)

1,	Liu Dong	CHN	4:00.50
2,	Sonia O'Sullivan	IRL	4:03.48
3,	Hassiba Boulmerka	ALG	4:04.29
4,	Lu Yi	CHN	4:06.06
5,	Angela Chalmers	CAN	4:07.95
6,	Theresia Kiesel	AUT	4:08.04
7,	Anna Brzezińska	POL	4:08.11
8,	Fabia Trabaldo	ITA	4:08.23

9, Violeta Beclea ROU 4:08.57; 10, Yan Wei CHN 4:09.05; 11, Carla Sacramento POR 4:09.15; 12, Mayte Zúñiga ESP 4:10.79; 13, Lyudmila Rogachova RUS 4:12.14; 14, Leah Pells CAN 4:13.87; 15, Oksana Mernikova BLR 4:18.93

After their exploits in the Stuttgart 3000m and 10,000m, all eyes were on China's representatives in the last of the women's distance races. A personal best of 4:04.36 in the heats, including a 45.25 last 300m, marked out Liu Dong as the probable winner.

Liu shared the lead with defending champion Boulmerka in the final. The pace was 68.20 and 2:17.58. At precisely 800m, Liu took off and ran clear of the pack with a 60.15 circuit. Incredibly, she managed to accelerate (57.48 last 400m, 42.77 last 300m) and had a winning margin of 30m.

The silver went to a delighted O'Sullivan, who had been favoured to win the 3000m but placed only fourth. A relieved Boulmerka outran the other Chinese finalist, Lu, for the bronze.

"The crowd support was great and cheered me on to my success," said Dong. "I never had any doubts about my victory during the race." In fact, a cynical section of the crowd could be heard booing the sight of another Chinese woman runner sprinting away to victory.

First round (First 4 & 3 fastest to final) (Aug 20)

Heat 1: 1, O'Sullivan 4:05.81; 2, Lu 4:05.97; 3, Kiesel 4:06.89; 4, Zúñiga 4:07.46; 5, Brzezińska 4:08.33; 6, Bettina Andersen DEN 4:09.75; 7, Blandine Bitzner FRA 4:10.70; 8, Alisa Hill USA 4:11.29; 9, Sonia McGeorge GBR 4:12.93; 10, Sarah Howell CAN 4:13.40; 11, Ravilya Agletdinova BLR 4:17.43; 12, Laurence Niyonsaba RWA 4:25.70; 13, Raj Kumari Pandey NEP 4:49.22; Lyubov Kremlyova RUS DNS
Heat 2: 1, Boulmerka 4:13.13; 2, Yan 4:13.87; 3, Mernikova 4:13.93; 4, Chalmers 4:13.94; 5, Elena Fidatof ROU 4:14.34; 6, Małgorzata Rydz POL 4:14.75; 7, Gwen Griffiths RSA 4:14.81; 8, Annette Peters USA 4:15.15; 9, Harumi Hiroyama JPN 4:19.67; 10, Vera Chuvashova RUS 4:21.33; 11, Lyudmila Derevyankina KGZ 4:28.39; Alia Almatari JOR & Karolina Tanona FIJ DNS
Heat 3: 1, Liu 4:04.36; 2, Rogachova 4:07.52; 3, Trabaldo 4:07.95; 4, Sacramento 4:08.32; 5, Beclea 4:08.82; 6, Pells 4:08.97; 7, Sandra Gasser SUI 4:11.75; 8, Andrea Sollarová SVK 4:14.47; 9, Soraya Telles BRA 4:18.67; 10, Gina Procaccio USA 4:29.17; 11, Shirley Cespedes CRC 4:42.15; 12, Martha Portobanco NCA 4:56.22; Simone Weidner GER DNF

Gothenburg 1995

Final (Aug 9)

1,	Hassiba Boulmerka	ALG	4:02.42
2,	Kelly Holmes	GBR	4:03.04
3,	Carla Sacramento	POR	4:03.79
4,	Angela Chalmers	CAN	4:04.74
5,	Lyudmila Borisova	RUS	4:04.78
6,	Anna Brzezińska	POL	4:05.65

- 7, Ruth Wysocki USA 4:07.08
 8, Mayte Zúñiga ESP 4:07.27
 9, Lyudmila Rogachova RUS 4:07.83; 10, Yvonne Graham JAM 4:08.01; 11, Margarita Maruseva RUS 4:11.64; 12, Małgorzata Rydz POL 4:20.83

Boulmerka added to her reputation as a big-meeting competitor when she made the world championship the only final she would win all year.

The pre-meeting favourite was Commonwealth Champion Holmes, who was drawn with Boulmerka in the two preliminary races. In the final she shadowed the Algerian as Graham set the pace of 67.38 at 400m, 2:12.73 at 800m and 3:17.00 at 1200m. Then Boulmerka started to sprint for home. The British runner responded well and the two ran shoulder to shoulder around the last bend with Holmes on the outside. The Algerian did not yield and edged clear in the straight, clocking 29.5 for the last 200m compared with Holmes's 30.0.

First round (First 6 & 6 fastest to semi-finals) (Aug 6)

Heat 1: 1, Boulmerka 4:11.34; 2, Holmes 4:11.87; 3, Borisova 4:12.07; 4, Thorsett 4:12.10; 5, Sacramento 4:12.12; 6, Zúñiga 4:12.30; 7, Strashilova 4:13.27; 8, Akraka 4:13.38; 9, Sakara 4:15.02; 10, Nirmala Bharati NEP 4:53.60

Heat 2: 1, Dulecha 4:17.70; 2, Rogachova 4:18.14; 3, Rydz 4:18.40; 4, Hamilton 4:18.49; 5, Chalmers 4:18.77; 6, Quentin 4:18.86; 7, Bychkovskaya 4:18.97; 8, Svetlana Miroshnik UKR 4:19.12; 9, Khin Khin Htwe MYA 4:26.69; 10, Rosemary Omundsen PNG 4:51.86

Heat 3: 1, Graham 4:13.70; 2, Maruseva 4:13.91; 3, Wysocki 4:13.93; 4, Brzezińska 4:14.34; 5, Kiesel 4:14.52; 6, Pells 4:14.69; 7, Ducret 4:16.21; 8, Domínguez 4:18.61; 9, Bigna Samuel STV 4:25.94; 10, Nompumelelo Zwane SWZ 4:49.32

Semi-finals (First 5 & 2 fastest to final) (Aug 7)

Heat 1: 1, Boulmerka 4:09.13; 2, Holmes 4:09.15; 3, Sacramento 4:10.03; 4, Brzezińska 4:10.75; 5, Maruseva 4:10.92; 6, Blandine Ducret FRA 4:11.11; 7, Petya Strashilova BUL 4:11.62; 8, Leah Pells CAN 4:12.07; 9, Sarah Thorsett USA 4:12.26; 10, Theresia Kiesel AUT 4:12.31; 11, Maria Akraka SWE 4:13.16; 12, Marta Domínguez ESP 4:18.72

Heat 2: 1, Rydz 4:08.70; 2, Rogachova 4:08.72; 3, Borisova 4:08.83; 4, Chalmers 4:08.92; 5, Wysocki 4:09.03; 6, Zúñiga 4:09.61; 7, Graham 4:09.92; 8, Suzy Hamilton USA 4:10.28; 9, Frédérique Quentin FRA 4:11.66; 10, Kutre Dulecha ETH 4:11.86; 11, Yelena Bychkovskaya BLR 4:15.99; 12, Julia Sakara ZIM 4:16.67

Athens 1997

Final (Aug 5)

- | | | | |
|----|------------------|-----|---------|
| 1, | Carla Sacramento | POR | 4:04.24 |
| 2, | Regina Jacobs | USA | 4:04.63 |
| 3, | Anita Weyermann | SUI | 4:04.70 |
| 4, | Mayte Zúñiga | ESP | 4:04.80 |
| 5, | Leah Pells | CAN | 4:06.18 |
| 6, | Andrea Šuldesová | CZE | 4:06.33 |
| 7, | Olga Nelyubova | RUS | 4:07.34 |
| 8, | Sonia O'Sullivan | IRL | 4:07.81 |
- 9, Kutre Dulecha ETH 4:08.15; 10, Malin Ewerlöf SWE 4:08.68; 11, Robyn Meagher CAN 4:10.83; 12, Małgorzata Rydz POL 4:13.25

The eagerly awaited race between Olympic Champion Masterkova and 1997 world leader Holmes never came to pass. Injury forced Holmes to a walk in her heat and reduced Masterkova to limping home last in her semi. That made the final wide open and after three slow laps in the lead by Ewerlöf it was down to the best sprinter. That proved to be Sacramento but her 60.9 last lap hardly compared with Holmes' 59.7 in her Commonwealth record of 3:58.07 or Masterkova's 60.0 finale to her 4:00.83 victory in the Atlanta Olympics. Jacobs, who had been thrown off stride along the final back straight by 19 year-old world junior 3000m champion Weyermann, did well to regain her composure and take the silver.

First round (First 6 & 6 fastest to semi-finals) (Aug 2)

Heat 1: 1, O'Sullivan 4:08.90; 2, Nelyubova 4:09.02; 3, Pells 4:09.25; 4, Ewerlöf 4:09.28; 5, Wüstenhagen 4:09.34; 6, Quentin 4:11.10; 7, Karolina Skourti GRE 4:11.88; 8, Nouria Benida-Merah ALG 4:12.21; 9, Sarah Thorsett USA 4:17.07; 10, Samira Raïf MAR 4:19.54; 11, Kelly Holmes GBR no time taken

Heat 2: 1, Dulecha 4:07.70; 2, Jacobs 4:07.90; 3, Zúñiga 4:08.09; 4, Kiesel 4:08.13; 5, Pavey 4:08.23; 6, Weyermann 4:08.30; 7, Marusova 4:08.45; 8, Butler 4:08.87; 9, Šuldesová 4:09.49; 10, Tatyana Belovol UKR 4:12.17; 11, Helena Javornik SLO 4:16.21; Natalia Al-Farran LBN DNS

Heat 3: 1, Hamilton 4:10.12; 2, Sacramento 4:10.13; 3, Rydz 4:10.17; 4, Masterkova 4:10.22; 5, Crowley 4:10.23; 6, Djaté-Taillard 4:10.37; 7, Meagher 4:10.44; 8, Delahunty 4:10.45; 9, Ivanova 4:10.79; 10, Sylvia Kühnemund GER 4:11.21; 11, Monika Kinnunen FIN 4:11.71; 12, Shura Hotesa ETH 4:21.27

Semi-finals (First 5 & 2 fastest to final) (Aug 3)

Heat 1: 1, Nelyubova 4:04.67; 2, Sacramento 4:04.69; 3, Jacobs 4:04.97; 4, O'Sullivan 4:05.31; 5, Weyermann 4:05.71; 6, Zúñiga 4:06.66; 7, Rydz 4:06.86; 8, Kathy Butler CAN 4:07.68; 9, Natalya Ivanova UKR 4:10.39; 10, Patricia Djaté-Taillard FRA 4:10.85; 11, Joanne Pavey GBR 4:11.22; 12, Carmen Wüstenhagen GER 4:15.08

Heat 2: 1, Ewerlöf 4:06.75; 2, Pells 4:06.76; 3, Dulecha 4:06.90; 4, Šuldesová 4:07.02; 5, Meagher 4:07.06; 6, Suzy Hamilton USA 4:07.19; 7, Sinead Delahunty IRL 4:07.46; 8, Theresia Kiesel AUT 4:07.89; 9, Margaret Crowley AUS 4:10.37; 10, Margarita Marusova RUS 4:14.98; 11, Frédérique Quentin FRA 4:16.15; 12, Svetlana Masterkova RUS 4:22.74

Seville 1999

Final (Aug 29)

- | | | | |
|----|---------------------|-----|---------|
| 1, | Svetlana Masterkova | RUS | 3:59.53 |
| 2, | Regina Jacobs | USA | 4:00.35 |
| 3, | Kutre Dulecha | ETH | 4:00.96 |
| 4, | Violeta Szekely | ROU | 4:00.98 |
| 5, | Carla Sacramento | POR | 4:01.29 |
| 6, | Elena Buhaiianu | ROU | 4:04.27 |
| 7, | Anna Jakubczak | POL | 4:04.40 |
| 8, | Ana Amelia Menéndez | ESP | 4:04.72 |
- 9, Lidia Chojecka POL 4:05.55; 10, Marla Runyan USA 4:06.45; 11, Jackie Maranga KEN 4:07.28; 12, Anita Weyermann SUI 4:17.86

Stating that the 800m was merely preparation for this event, Masterkova added this gold medal to the ones she gained at the 1996 Olympics and 1998 European Championships. To the credit of her opponents they made it a fast race, hoping her legendary finish could be blunted, but it turned out to be a lost cause. Buhaiianu opened up a substantial lead on the first lap (63.87) and was still ahead, but only just, at 800m (2:12.89). Jacobs and title holder Sacramento made the third lap a quick one at 63.10 but with 200m to go, with Sacramento in front, there were still five runners in contention. Masterkova sped past, with Jacobs in her slipstream, at the start of the finishing straight, with Dulecha and Szekely also overtaking the Portuguese runner. The Spanish-based Masterkova ran a last lap of 58.4, while Jacobs – clocking 4:00.35 a day after her 36th birthday – broke a personal best which had stood since 1988! Mérah-Benida, who would bring off a sensational Olympic victory the following year, was eliminated in her heat in 4:08.90.

First round (First 5 & 2 fastest to final) (Aug 27)

Heat 1: 1, Szekely 4:05.00; 2, Menéndez 4:05.21; 3, Sacramento 4:05.21; 4, Runyan 4:05.27; 5, Jakubczak 4:05.71; 6, Hayley Tullett GBR 4:05.72; 7, Olga Nelyubova RUS 4:06.01; 8, Malin Ewerlöf SWE 4:07.67; 9, Nouria Mérah-Benida ALG 4:08.90; 10, Nuria Fernández ESP 4:09.39; 11, Leah Pells CAN 4:10.76; 12, Judit Varga HUN 4:16.66; 13, Stephanie Best USA 4:19.87; Ebru Kavaklioglu TUR DNS; Erdenetuya Sukhbaatar MGL DNS

Heat 2: 1, Jacobs 4:04.75; 2, Masterkova 4:04.83; 3, Weyermann 4:04.88; 4, Dulecha 4:04.93; 5, Buhaiianu 4:04.97; 6, Maranga 4:04.98; 7, Chojecka 4:05.16; 8, Lyudmila Rogachova RUS 4:05.72; 9, Maite Zúñiga ESP 4:06.75; 10, Robyn Meagher CAN 4:06.88; 11, Helen Pattinson GBR 4:12.17; 12, Elaine Fitzgerald IRL 4:12.77; 13, Frédérique Quentin FRA 4:14.76; 14, Julia Sakara ZIM 4:19.65

Edmonton 2001

Final (Aug 7)

- | | | | |
|----|-------------------|-----|---------|
| 1, | Gabriela Szabo | ROU | 4:00.57 |
| 2, | Violeta Szekely | ROU | 4:01.70 |
| 3, | Natalya Gorelova | RUS | 4:02.40 |
| 4, | Carla Sacramento | POR | 4:03.96 |
| 5, | Lidia Chojecka | POL | 4:06.70 |
| 6, | Natalia Rodríguez | ESP | 4:07.10 |
| 7, | Alesya Turova | BLR | 4:07.25 |
| 8, | Süreyya Ayhan | TUR | 4:08.17 |
- 9, Yuliya Kosenkova RUS 4:08.84; 10, Mardrea Hyman JAM 4:12.48; 11, Leah Pells CAN 4:15.34; 12, Nuria Fernández ESP 4:17.86

This event was dominated by the two Romanians, the two-time 5000m Champion Szabo and the 36 year-old Szekely, unbeaten outdoors at 1500m so far in 2001. It was common knowledge that the two were not

the best of friends, with Szekely reportedly suing Szabo for \$225,000 after calling her "ugly" in magazine and television interviews.

In the final, Ayhan led for a lap (63.78) before Gorelova took up the pace and kept it quick (800m: 2:08.95, 1100m: 2:58.09, 1200m: 3:14.45). Szekely was in second place, tracked by Szabo and 1997 winner Sacramento. With 200m to go, Szabo overtook Szekely and waited behind Gorelova until the finishing straight, when she kicked again to win by a clear margin. Szekely came through for the silver, but was never in the hunt for gold.

After the finish, Szabo took Szekely's hand and the two jogged a victory lap together. "I congratulate Gabriela on her win," said Szekely, "but that is not to say that I forgive her for all that has happened between us."

First round (First 6 & 6 fastest to semi-finals) (Aug 4)

Heat 1: 1, Ayhan 4:07.97; 2, Sacramento 4:08.79; 3, Hyman 4:08.84; 4, Hamilton 4:08.89; 5, Kosenkova 4:09.17; 6, Rodríguez 4:09.86; 7, Dejaeghere 4:13.07; 8, MERAH-BENIDA 4:15.06; 9, Irina Krakoviak LTU 4:16.24; 10, Elena Iagăr ROU 4:24.72; 11, Lamberthe Nyabamikazi RWA 4:31.11; 12, Elisa Vagnini SMR 4:40.01; Irina Lischinskaya UKR DNF

Heat 2: 1, Szabo 4:10.77; 2, Chojecka 4:10.82; 3, Pells 4:11.17; 4, Gorelova 4:11.34; 5, Friedrich 4:11.35; 6, Yordanova 4:12.29; 7, Lan 4:12.92; 8, Nigusie 4:13.02; 9, Pattinson 4:13.06; 10, René Kalmer RSA 4:17.97; 11, Evelyn Guerra PAN 4:44.69; Regina Jacobs USA DNF; Rosa Alabama Saul ANG DNS

Heat 3: 1, Szekely 4:13.19; 2, Tullett 4:13.60; 3, Nelyubova 4:13.61; 4, Schwald 4:13.69; 5, Turova 4:13.72; 6, Fernández 4:13.90; 7, Fischer 4:14.34; 8, Li Jingnan CHN 4:15.30; 9, Georgie Clarke AUS 4:15.31; 10, Heidi Jensen DEN 4:17.35; 11, Hanane Sabri-Baala FRA 4:29.47; 12, Sonia Lopes CPV 5:13.80; 13, Fatouma Ali NIG 5:31.57

Semi-finals (First 6 to final) (Aug 5)

Heat 1: 1, Szekely 4:10.30; 2, Ayhan 4:10.36; 3, Sacramento 4:11.23; 4, Turova 4:11.43; 5, Fernández 4:11.44; 6, Kosenkova 4:11.46; 7, Sarah Schwald USA 4:11.74; 8, Veerle Dejaeghere BEL 4:15.70; 9, Helen Pattinson GBR 4:16.39; Kathleen Friedrich GER DNF; Daniela Yordanova BUL DNF; Olga Nelyubova RUS DNS

Heat 2: 1, Szabo 4:07.40; 2, Gorelova 4:07.47; 3, Chojecka 4:08.37; 4, Pells 4:08.49; 5, Rodríguez 4:08.49; 6, Hyman 4:08.58; 7, Sabine Fischer SUI 4:09.66; 8, Lan Lixin CHN 4:11.09; 9, Hayley Tullett GBR 4:13.95; 10, Abebech Nigusie ETH 4:29.57; Suzy Favor Hamilton USA DNF; Nouria MERAH-BENIDA ALG DNS

Paris 2003

Final (Aug 31)

1,	Tatyana Tomashova	RUS	3:58.52
2,	Süreyya Ayhan	TUR	3:59.04
3,	Hayley Tullett	GBR	3:59.95
4,	Yekaterina Rozenberg	RUS	4:00.59
5,	Jackline Maranga	KEN	4:01.64
6,	Naomi Mugo	KEN	4:02.33
7,	Daniela Yordanova	BUL	4:02.34
8,	Yelena Zadorozhnaya	RUS	4:02.46
9,	Maria Cioncan ROU 4:02.80; 10, Joanne Pavey GBR 4:03.03; 11, Nelya Neporadna UKR 4:04.44; 12, Jolanda Čeplak SLO 4:14.18		

Since her good showing in Edmonton, Ayhan had made a spectacular improvement with front-running victories at the 2002 European Championships, World Cup and in the Golden League. In Zurich on August 15 she had beaten a world-class field by 30m in 3:55.60, the world's fastest since 1997.

In Paris she raced off again to a 60.50 first lap, quicker than she went in the Zurich race. This time she was not able to build up a commanding lead and a 66.26 second lap by the Turk enabled Zadorozhnaya (running her fifth race in six days) and Rozenberg to close in. Just after the bell (2:56.58), Zadorozhnaya nipped ahead, only for Ayhan to respond with a 15.2 100m down the backstraight. This put her into a 6m lead but she was to pay the price for that spurt. The Turk had no answer when Tomashova challenged 40m from home. The long-haired Russian went on to win with a personal best from Ayhan, while Tullett improved from seventh at the bell to take the bronze.

"I had big psychological pressure on my shoulders," remarked the crestfallen Ayhan.

Regina Jacobs – the silver medallist from 1997 and 1999 – reached the semi-finals this time but was ultimately disqualified after it was found that she had tested positive for tetrahydrogestrinone (or THG) at the US Championships in June 2003. It should be noted that both Tomashova and Ayhan were also disqualified for doping violations later in their careers.

First round (First 6 & 6 fastest to semi-finals) (Aug 27)

Heat 1: 1, Ayhan 4:08.12; 2, Pavey 4:08.60; 3, Zadorozhnaya 4:08.93; 4, Fernández 4:09.07; 5, Lishchinska 4:09.48; 6, Mugo 4:11.95; 7, Hyman 4:14.17; 8, Meskerem Legesse ETH 4:16.38; 9, Gabriela Traña CRC 4:32.58; 10, Roda Ali Wais DJI 5:10.16; (3) Jacobs DQ (ADr10.8) (4:08.64)

Heat 2: 1, Cioncan 4:10.16; 2, Tullett 4:10.53; 3, Tomashova 4:10.95; 4, Turova 4:11.26; 5, Čeplak 4:11.26; 6, Maranga 4:11.38; 7, García 4:11.84; 8, Varga 4:11.89; 9, Veerle Dejaeghere BEL 4:19.08; 10, Rosa Saul ESP 4:20.99

Heat 3: 1, Martins 4:12.53; 2, Rozenberg 4:12.54; 3, Neporadna 4:12.71; 4, Cucerzan 4:12.79; 5, Yordanova 4:12.98; 6, Dulecha 4:13.01; 7, Sacramento 4:13.70; 8, Rodríguez 4:14.08; 9, Daniela Kuleska MKD 4:29.65; Kelly Holmes GBR DNS

Semi-finals (First 5 & 2 fastest to final) (Aug 29)

Heat 1: 1, Cioncan 4:03.40; 2, Ayhan 4:03.60; 3, Pavey 4:03.78; 4, Tullett 4:03.85; 5, Neporadna 4:04.24; 6, Mugo 4:04.54; 7, Yordanova 4:04.83; 8, Judit Varga HUN 4:06.64; 9, Kutre Dulecha ETH 4:06.66; 10, Maria Martins FRA 4:08.30; 11, Natalia Rodríguez ESP 4:08.80; 12, Mardrea Hyman JAM 4:13.95

Heat 2: 1, Tomashova 4:05.38; 2, Rozenberg 4:05.51; 3, Maranga 4:05.63; 4, Čeplak 4:05.84; 5, Zadorozhnaya 4:05.86; 6, Alesya Turova BLR 4:07.26; 7, Nuria Fernández ESP 4:09.69; 8, Alina Cucerzan ROU 4:11.99; 9, Irina Lishchinska UKR 4:12.01; 10, Carla Sacramento POR 4:13.14; 11, Dori García ESP 4:16.28; (6) Regina Jacobs USA DQ (ADr10.8) (4:06.92)

Helsinki 2005

Final (Aug 14)

1,	Tatyana Tomashova	RUS	4:00.35
2,	Olga Yegorova	RUS	4:01.46
3,	Bouchra Ghezielle	FRA	4:02.45
4,	Yelena Soboleva	RUS	4:02.48
5,	Maryam Jamal	BRN	4:02.49
6,	Natalia Rodríguez	ESP	4:03.06
7,	Anna Jakubczak	POL	4:03.38
8,	Gelete Burka	ETH	4:04.77
9,	Carmen Douma-Hussar CAN 4:05.08; 10, Helen Clitheroe GBR 4:05.19; 11, Irina Krakoviak LTU 4:08.18; Yuliya Chizhenko RUS DQ (Tr17.2.2) (4:00.93)		

Undeclared Jamal and Russian Champion Chizhenko were the heat winners. Only Russia had more than one qualifier for the final...with four! Soboleva led the field through three laps in the final (66.28-2:12.68-3:16.97), passing the bell in 2:59.44. Jamal, the frail Ethiopian-born Bahrain athlete, accelerated past in the back straight, but was quickly caught by the Russians. Chizhenko went by Jamal on the inside, catching her with her arm, and knocking her off stride. Tomashova caught Chizhenko with 50m to go and won by 4m, from her team-mate and Yegorova. Chizhenko was then disqualified after a Bahraini protest. Tomashova ran her last lap in 58.8, and became the first female 1500m runner to win consecutive titles. As she had finished eighth in her only completed race in 2005 prior to Helsinki, it was a remarkable triumph.

First round (First 5 & 2 fastest to final) (Aug 12)

Heat 1: 1, Jamal 4:10.58; 2, Tomashova 4:10.74; 3, Jakubczak 4:11.28; 4, Yegorova 4:11.64; 5, Rodríguez 4:11.82; 6, Hind Dehiba FRA 4:12.23; 7, Alesya Turova BLR 4:14.21; 8, Eleonora Berlanda ITA 4:14.54; 9, Konstadina Efedaki GRE 4:15.00; 10, Nelya Neporadna UKR 4:15.46; 11, Nancy Jebet Lagat KEN 4:16.13; 12, Treniere Clement USA 4:16.51; 13, Mestawet Tadesse ETH 4:20.20; Nahida Touhami ALG DNS

Heat 2: 1, Chizhenko 4:07.26; 2, Burka 4:07.35; 3, Soboleva 4:07.69; 4, Ghezielle 4:07.87; 5, Douma-Hussar 4:08.73; 6, Krakoviak 4:09.11; 7, Clitheroe 4:09.13; 8, Wioletta Janowska POL 4:09.90; 9, Daniela Yordanova BUL 4:11.64; 10, Corina Dumbravean ROU 4:12.35; 11, Maria Martins FRA 4:14.12; 12, Nuria Fernández ESP 4:14.45; 13, Johanna Risku FIN 4:15.44; 14, Trine Pilskog NOR 4:18.63; 15, Sonia Lopes CPV 4:51.29

XX

Osaka 2007

Final (Sep 2)

1,	Maryam Jamal	BRN	3:58.75
2,	Iryna Lishchynska	UKR	4:00.69
3,	Daniela Yordanova	BUL	4:00.82
4,	Mariam Alaoui Selsouli	MAR	4:01.52
5,	Viola Kibiwot	KEN	4:02.10
6,	Agnes Samaria	NAM	4:07.61
7,	Nataliya Pantelyeva	RUS	4:07.82
8,	Lidia Chojecka	POL	4:08.64

9, Nataliya Tobias UKR 4:10.56; 10, Iris María Fuentes-Pila ESP 4:14.00; (2,) Yelena Soboleva RUS DQ (ADr10.8) (3:58.99); (7,) Yuliya Fomenko RUS DQ (ADr10.8) (4:02.46)

Rightful finalists: Hilary Stellingwerff CAN & Marina Muncan SRB

Leading into Osaka, Jamal, Soboleva and Gelete Burka (ETH) had the top seven times of the year, but Burka opted for the 5000m. The preliminary rounds saw only one race quicker than 4:09, won by Lishchynska in 4:03.84, from Soboleva. The Russian, who had beaten Jamal twice during the summer, took the pacemaking duties on in the final, passing 400m in 65.82, and then speeding up through laps of 63.75 and 63.09. Jamal was on Soboleva's shoulder at the 1200m mark, and went past shortly after. A quickly-gained lead of just over a metre was maintained all the way to the line, though Soboleva fought hard to close the gap. The two finished 15m clear of Lishchynska, who had moved from fifth to third in the last 100m, as Selsouli, third for most of the last lap, faded badly in the last 50m. Jamal's win was the first for a Bahraini woman in the World Championships, though she had been born in Ethiopia.

Soboleva went on to take the World Indoor title in Valencia 2008, but then the following July was suspended for doping offences by World Athletics along with six of her compatriots. They were charged with having manipulated their urine samples (in spring 2007) after DNA testing had appeared to show that the samples did not belong to the athletes concerned. They were initially banned by the All-Russia Athletic Federation for two years starting from April and May of 2007 (April 26 in Soboleva's case), which meant that they would be clear to compete at the 2009 World Championships. In November 2008, World Athletics appealed to the Court of Arbitration for Sport against the decision of the ARAF on the grounds that the start of the sanction could not be backdated to before the initial suspension, and that in the circumstances, the period of suspension ought to be greater than the minimum of two-years.

In July 2009 the CAS ruled against the ARAF and the Russian group's suspension was fixed at two years nine months. Therefore, their period of ineligibility lasted to April 30, 2011. The seven guilty women were Soboleva, Fomenko (originally second and seventh at 1500m in Osaka), Svetlana Cherkasova (eliminated in first round of the Osaka 800m), Gulfiya Khanafeyeva (10th in Osaka Hammer Throw), Darya Pishchalnikova (Osaka Discus Throw silver), and former World Champions Tatyana Tomashova and Olga Yegorova. All the Osaka medals and placings gained by those listed were annulled.

First round (First 6 & 6 fastest to semi-finals) (Aug 29)

Heat 1: 1, Alaoui Selsouli 4:09.05; 2, Jamal 4:09.47; 3, Chojecka 4:09.52; 4, Fuentes-Pila 4:09.58; 5, Stellingwerff 4:09.60; 6, Westley 4:09.67; 7, Jamieson 4:10.02; 8, Pantelyeva 4:10.69; 9, Golovchenko 4:10.98; 10, Christy Wurth-Thomas USA 4:20.21; 11, Mika Yoshikawa JPN 4:21.64; 12, Aishath Reesha MDV 5:45.25; Maria Martins FRA DNF

Heat 2: 1, Lishchynska 4:10.03; 2, Kibiwot 4:10.53; 3, Yordanova 4:10.61; 4, Dobriskey 4:10.61; 5, Donohue 4:10.89; 6, Checa 4:11.24; 7, Nahida Touhami ALG 4:14.38; 8, Cristina Vasiliou ROU 4:15.43; 9, Wioletta Janowska POL 4:18.59; 10, Ragnhild Kvarberg NOR 4:21.22; 11, Siham Hilali MAR 4:22.12; (1,) Fomenko DQ (ADr10.8) (4:09.57)

Heat 3: 1, Clement 4:10.85; 2, Samaria 4:10.96; =3, Roman & Nyaruai 4:11.04; 5, Corrigan 4:11.11; 6, Tobias 4:11.22; 7, Muncan 4:11.24; 8, Bouchra Chaabi MAR 4:11.51; 9, Carmen Douma-Hussar CAN 4:12.10; 10, Liu Qing CHN 4:12.71; 11, Mestawat Tadesse ETH 4:20.46; 12, Wanumbi Kapia COD 5:45.99; (1,) Soboleva DQ (ADr10.8) (4:10.45)

Semi-finals (First 5 & 2 fastest to final) (Aug 31)

Heat 1: 1, Jamal 4:14.86; 2, Pantelyeva 4:15.22; 3, Samaria 4:15.36; 4, Tobias 4:15.43; 5, Hilary Stellingwerff CAN 4:15.99; 6, Sarah Jamieson AUS 4:16.20; 7, Abby Westley GBR 4:16.21; 8, Erin Donohue USA 4:16.41; 9, Tatyana Golovchenko UKR 4:17.97; 10, Dolores Checa ESP 4:20.44; 11, Veronica Nyaruai KEN 4:21.50; (3,) Fomenko DQ (ADr10.8) (4:15.28)

Heat 2: 1, Lishchynska 4:03.84; 2, Kibiwot 4:03.97; 3, Yordanova 4:04.19; 4, Alaoui Selsouli 4:05.25; 5, Chojecka 4:05.80; 6, Fuentes-Pila 4:06.99; 7, Marina Muncan SRB 4:08.02; 8, Treniere Clement USA 4:08.32; 9, Lisa Dobriskey GBR 4:08.39; 10, Sonja Roman SLO 4:08.60; 11, Lisa Corrigan AUS 4:08.79; (2,) Soboleva DQ (ADr10.8) (4:03.87)

XX

Berlin 2009

Final (Aug 23)

1,	Maryam Jamal	BRN	4:03.74
2,	Lisa Dobriskey	GBR	4:03.75
3,	Shannon Rowbury	USA	4:04.18

4,	Nuria Fernández	ESP	4:04.91
5,	Christin Wurth-Thomas	USA	4:05.21
6,	Anna Willard	USA	4:06.19
7,	Lidia Chojecka	POL	4:07.17
8,	Kalkedan Gezahegn	ETH	4:08.81

9, Gelete Burka ETH 4:11.21; Natalia Rodríguez ESP DQ (Tr17.2.2) (4:03.36); (8,) Natalya Yevdokimova RUS DQ (ADr10.1) (4:07.71); Mariem Alaoui Selsouli MAR DQ (ADr10.8) (DNS)

Rightful finalists: Nikki Hamblin NZL & Viola Kibiwot KEN

Two of the three heats featured falls by athletes who were then put through to the next round on appeal. The drama continued in the semi-finals which saw the surprising elimination of Olympic Champion Langat and, inexplicably, 3:58.38 performer Alminova. Jamal was left as favourite to retain her title.

Burka, who had won five of her six preceding races, set a modest pace for the first two laps (66.66/68.47) before speeding up with a 62.24 third lap. The Ethiopian now led by a metre from Jamal, and Rodriguez was a further metre behind, with Dobriskey on her outside. With 200m to go, the Spaniard attempted to overtake Burka on the inside, but there was no gap there and she pushed the Ethiopian, causing her to fall. Jamal went clear, then Rodriguez caught her with 75m remaining, and crossed the line 3m ahead in 4:03.36. Jamal just held off Dobriskey. The television replays appeared to confirm that Rodriguez would be disqualified, and this news was swiftly confirmed. Jamal thus won another gold.

Selsouli (fourth in Osaka) comfortably qualified for the final, but was withdrawn after it was confirmed that she had failed an out-of-competition doping test on August 2. She became the second Moroccan in Berlin to cheat another athlete out of a World Championship final place, the other was steeplechaser Jamel Chatbi.

First round (First 6 & 6 fastest to semi-finals) (Aug 18)

Heat 1: 1, Jamal 4:08.76; 2, Fernández 4:08.79; 3, Assefa 4:08.86; 4, Lishchynska 4:08.95; 5, Krakoviak 4:08.96; 6, Kibiwot 4:09.18; 7, Chojecka 4:09.38; 8, Oksana Zbrozhek RUS 4:09.84; 9, Charlene Thomas GBR 4:09.91; 10, Rowbury 4:10.30; 11, Marina Muncan SRB 4:15.18; 12, Eliane Saholinirina MAD 4:16.63; 13, Eva Pereira CPV 5:04.95; (4,) Selsouli DQ (ADr10.8) (4:08.86)

Rowbury advanced to semi final by decision of the referee who concluded that she had been unintentionally disadvantaged by an incident involving Assefa

Heat 2: 1, Burka 4:07.75; 2, Rodríguez 4:07.84; 3, Dobriskey 4:07.90; 4, Willard 4:08.13; 5, Lakhoud 4:08.21; 6, Belete 4:08.36; 7, Hamblin 4:09.60; 8, Déhiba 4:11.41; 9, Tamara Tverdostup UKR 4:13.36; 10, Susan Kuijken NED 4:18.10; 11, Irene Jelagat KEN 4:27.36; 12, Aldy Villalobos NCA 4:50.55; (4,) Yevdokimova DQ (ADr10.1) (4:08.06); (11,) Alemitu Bekele TUR DQ (ADr10.1) (4:13.69)

Déhiba advanced to semi final by decision of the referee who concluded that she had been unintentionally disadvantaged the fall of Jelegat

Heat 3: 1, Langat 4:08.16; 2, Gezahegn 4:08.23; 3, Wurth-Thomas 4:08.23; 4, Ejdys 4:08.59; 5, Roman 4:08.65; 6, Mishchenko 4:09.26; 7, I Fuentes-Pila 4:09.71; 8, Adrienne Herzog NED 4:10.10; 9, Siham Hilali MAR 4:10.57; 10, Deirdre Byrne IRL 4:12.19; 11, Stephanie Twell GBR 4:18.23; 12, Sladjana Pejovic MNE 4:28.67; 13, Francine Nzilampa COD 4:30.56; (1,) Alminova (ADr10.8) (4:08.13)

Semi-finals (First 5 & 2 fastest to final) (Aug 21)

Heat 1: 1, Jamal 4:03.64; 2, Rodríguez 4:03.73; 3, Dobriskey 4:03.84; 4, Wurth-Thomas 4:04.16; 5, Gezahegn 4:04.75; 6, Chojecka 4:06.53; 7, Viola Kibiwot KEN 4:06.88; 8, Iris Fuentes-Pila ESP 4:07.10; 9, Sonja Roman SLO 4:07.20; 10, Btissam Lakhoud MAR 4:08.72; 11, Anna Mishchenko UKR 4:11.02; 12, Irina Krakoviak LTU 4:12.54; (6,) Yevdokimova DQ (ADr10.1) (4:04.93)

Heat 2: 1, Burka 4:10.19; 2, Willard 4:10.47; 3, Rowbury 4:10.51; 4, Fernández 4:10.64; 5, Nikki Hamblin NZL 4:10.96; 6, Nancy Jebet Langat KEN 4:11.10; 7, Hind Déhiba FRA 4:11.22; 8, Sylwia Ejdys POL 4:11.33; 9, Mimi Belete BRN 4:13.30; (2,) Selsouli DQ (ADr10.8) (4:10.46); (10,) Anna Alminova RUS DQ (ADr10.8) (4:12.55); Iryna Lishchynska UKR DNF; Meskerem Assefa ETH DNS

X

Daegu 2011

Final (Sep 1)

1,	Jenny Simpson	USA	4:05.40
2,	Hannah England	GBR	4:05.68
3,	Natalia Rodríguez	ESP	4:05.87
4,	Btissam Lakhoud	MAR	4:06.18
5,	Kalkidan Gezahegne	ETH	4:06.42
6,	Ingvill Måkestad Bovim	NOR	4:06.85
7,	Mimi Belete	BRN	4:07.60
8,	Tuğba Karakaya	TUR	4:08.14

9, Morgan Uceny USA 4:19.71; 10, Hellen Obiri KEN 4:20.23; 11, Maryam Jamal BRN 4:22.67; (9,) Nataliya Tobias UKR DQ (ADr10.8) (4:08.68)

Rightful finalist: Viola Kibiwot KEN

The final was led by Belete through 400m in a slow 68.78, and she continued in front through 800m (2:13.94) to 950m, when Kenya's Obiri fell, taking Uceny with her and causing defending champion Jamal to be badly spiked.

Rodríguez passed Belete at the bell (3:03.47) and held the lead to the finishing straight, followed in close order by Gezahegne, Lakhoud and Simpson who had gradually progressed from seventh place at 1200m. In the closing stages it was the number two American who was the strongest, finishing two metres clear of England, who progressed from seventh to second in the straight. The winner remarked "The last few metres I was thinking about what this could mean for my life and family and my little sisters starting in the army. I was thinking "let's get that anthem played".

The event was tainted by as three Russians, two Ukrainians, one Belarusian and one Turk were disqualified for doping offences.

First round (First 6 & 6 fastest to semi-finals) (Aug 28)

Heat 1: 1, England 4:13.45; 2, Belete 4:13.50; 3, Hilali 4:13.59; 4, Langat 4:14.37; 5, Rowbury 4:14.43; 6, Gezahegne 4:14.45; 7, Isabel Macías ESP 4:14.75; 8, Tandiwe Nyathi ZIM 4:32.79; 9, Nikki Hamblin NZL 4:36.70; (4,) Yevdokimova DQ (ADr10.8) 4:14.36; (9,) Anzhelika Shevchenko UKR DQ (ADr10.8) (4:16.22)

Heat 2: 1, Karakaya 4:10.38; 2, Lakhoud 4:10.71; 3, Kibiwot 4:10.74; 4, Rodríguez 4:10.76; 5, Simpson 4:10.84; 6, Genzebe Shumi BRN 4:12.32; 7, Meskerem Assefa ETH 4:12.43; 8, Lisa Dobriskey GBR 4:12.70; 9, Gladys (6,) Landaverde ESA 4:28.50; (6,) Tobias DQ (ADr10.8) (4:10.99); (7,) Syreva DQ (ADr10.8) (4:11.24); (8,) Natallia Kareiva BLR DQ (ADr10.8) (4:12.03)

Heat 3: 1, Jamal 4:07.04; 2, Fernández 4:07.29; 3, Uceny 4:07.43; 4, Obiri 4:07.59; 5, Burka 4:07.91; 6, Måkestad Bovim 4:08.26; 7, McKnight 4:08.74; 8, Pliš 4:08.83; 9, Mishchenko 4:09.02; 10, Malika Akkaoui MAR 4:14.79; (5,) Martynova DQ (ADr10.8) (4:07.76); (7,) Çakır DQ (ADr10.8) (4:08.05)

Semi-finals (First 5 & 2 fastest to final) (Aug 30)

Heat 1: 1, Karakaya 4:08.58; 2, Obiri 4:08.93; 3, Gezahegne 4:08.96; 4, Jamal 4:08.96; 5, Uceny 4:09.03; 6, Nuria Fernández ESP 4:09.53; 7, Siham Hilali MAR 4:09.64; 8, Anna Mishchenko UKR 4:09.78; 9, Kaila McKnight AUS 4:10.83; 10, Renata Pliš POL 4:11.12; 11, Shannon Rowbury USA 4:11.49; (9,) Olesya Syreva RUS DQ (ADr10.8) (4:09.83); (13,) Natalya Yevdokimova RUS DQ (ADr10.8) (4:11.70)

Heat 2: 1, Rodríguez 4:07.88; 2, Simpson 4:07.90; 3, Måkestad Bovim 4:08.03; 4, Lakhoud 4:08.10; 5, England 4:08.31; 6, Belete 4:08.42; 7, Viola Kibiwot KEN 4:08.64; 8, Nancy Jebet Langat KEN 4:12.92; Gelete Burka ETH DNF; (3,) Tobias DQ (ADr10.8) (4:07.99); (9,) Yekaterina Martynova RUS DQ (ADr10.8) (4:08.67); (10,) Asli Çakır TUR DQ (ADr10.8) (4:11.51)

X Moscow 2013

Final (Aug 15)

1,	Abeba Aregawi	SWE	4:02.67
2,	Jenny Simpson	USA	4:02.99
3,	Hellen Obiri	KEN	4:03.86
4,	Hannah England	GBR	4:04.98
5,	Faith Kipyegon	KEN	4:05.08
6,	Zoe Buckman	AUS	4:05.77
7,	Genzebe Dibaba	ETH	4:05.99
8,	Nancy Langat	KEN	4:06.01
10,	Mary Cain	USA	4:07.19
11,	Siham Hilali	MAR	4:09.16
12,	Yelena Korobkina	RUS	4:10.18
(6,)	Yekaterina Sharmina	RUS DQ (ADr10.8)	(4:05.49)

Rightful finalist: Kate Van Buskirk CAN

The final was led early on by Simpson, with Obiri and Aregawi close behind. The defending champion passed 400m in a transponder time of 65.76, but slowed to 2:13.95 at 800m, with the field now closely bunched. Simpson reached the bell in 3:03.75 with only 17 year-old Cain detached from the pack of contenders. Aregawi – the 2013 world leader and undefeated at five Diamond Leagues – went to the front with 280m remaining. She was chased hard by Simpson but held on to win as the two clocked closing 200m transponder times of 28.79 and 29.06 respectively. Obiri took third ahead of England who progressed to fourth from seventh place in the last half-lap.

First round (First 6 & 6 fastest to semi-finals) (Aug 11)

Heat 1: 1, Aregawi 4:07.66; 2, Hilali 4:07.82; 3, Langat 4:07.98; 4, Pliš 4:08.20; 5, Cain 4:08.21; 6, Van Buskirk 4:08.65; 7, Gega 4:08.76; 8, Koster 4:08.99; 9, Gelete Burka ETH 4:11.26; 10, Laura Weightman GBR 4:14.38; 11, Rosibel García COL 4:15.38; 12, Amela Terzić SRB 4:27.89; (3,) Podosyonova DQ (ADr10.8) (4:07.87)

Heat 2: 1, Buckman 4:06.99; 2, Simpson 4:07.16; 3, Arrafi 4:07.84; 4, Kipyegon 4:08.66; 5, Belete 4:09.27; 6, Sheila Reid CAN 4:10.90; 7, Margherita Magnani ITA 4:11.15; 8, Senbera Teferi ETH 4:11.41; 9, Cory McGee USA 4:12.33; 10, Bethem Desalegn UAE 4:12.97; 11, Eliane Sahaliririna MAD 4:18.04; (3,) Sharmina DQ (ADr10.8) (4:07.17)

Heat 3: 1, Dibaba 4:06.78; 2, Obiri 4:06.98; 3, England 4:08.05; 4, Korobkina 4:08.33; 5, Rodríguez 4:08.44; 6, Sifuentes 4:08.54; 7, Roman 4:08.58; 8, Brown 4:09.00; 9, Lakhoud 4:09.15; 10, Diana Sujew GER 4:09.40; 11, Ioana Doaga ROU 4:09.78; 12, Tuğba Koyuncu TUR 4:15.56

Semi-finals (First 5 & 2 fastest to final) (Aug 13)

Heat 1: 1, Buckman 4:04.82; 2, Kipyegon 4:04.83; 3, Korobkina 4:05.18; 4, Cain 4:05.21; 5, Dibaba 4:05.23; 6, Langat 4:05.30; 7, Hilali 4:05.32; 8, Nicole Sifuentes CAN 4:06.30; 9, Maureen Koster NED 4:08.15; 10, Sonja Roman SLO 4:08.63; 11, Luiza Gega ALB 4:08.79; (8,) Svetlana Podosyonova RUS DQ (ADr10.8) (4:05.36)

Heat 2: 1, Aregawi 4:05.66; 2, Obiri 4:05.76; 3, Simpson 4:05.79; 4, England 4:06.80; 5, Kate Van Buskirk CAN 4:07.36; 6, Renata Pliš POL 4:08.02; 7, Natalia Rodríguez ESP 4:09.18; 8, Rabab Arrafi MAR 4:09.86; 9, Sarah Brown USA 4:12.16; 10, Mimi Belete BRN 4:14.22; Btissam Lakhoud MAR DNF; (4,) Sharmina DQ (ADr10.8) (4:06.49)

Beijing 2015

Final (Aug 25)

1,	Genzebe Dibaba	ETH	4:08.09
2,	Faith Kipyegon	KEN	4:08.96
3,	Sifan Hassan	NED	4:09.34
4,	Dawit Seyaum	ETH	4:10.26
5,	Laura Muir	GBR	4:11.48
6,	Abeba Aregawi	SWE	4:12.16
7,	Shannon Rowbury	USA	4:12.39
8,	Angelika Cichocka	POL	4:13.22
9,	Rabab Arrafi	MAR	4:13.66
10,	Tatyana Tomashova	RUS	4:14.18
11,	Jenny Simpson	USA	4:16.28
12,	Malika Akkaoui	MAR	4:16.98

Five weeks before the championships, Dibaba clocked 3:50.07 to break a world record which had stood since 1993 to China's Qu Yunxia. The final in Beijing started at nothing like that pace, with the photo-cell clock showing only 77.06 at 400m as Rowbury led the pack. The shuffling pace continued until just before the penultimate lap, at which point Dibaba suddenly took off.

According to her bib transponder, Dibaba's first 700m had averaged just 18.73 per 100m section. The next one took only 14.51. The bell was reached in 3:08.69, after a 57.53 lap. Kipyegon, Seyaum and Hassan were barely hanging on. Dibaba's pressure finally told with 150m remaining, as she steadily drew clear of her pursuers. Her final time of 4:08.09 was nothing special, but a transponder-timed last 800m in 1:56.95 was enormously impressive. The next four finishers also ran their last two laps in less than two minutes. "I know everybody in this race and I know everything about my competitors, so I was very confident," said the new champion.

First round (First 6 & 6 fastest to semi-finals) (Aug 22)

Heat 1: 1, Sado 4:05.39; 2, Muir 4:05.53; 3, Chepkwemai 4:05.65; 4, Rowbury 4:05.66; 5, Desalegn 4:05.73; 6, Shchagina 4:05.78; 7, Johnson 4:05.79; 8, Akkaoui 4:05.85; 9, Pliš 4:05.89; 10, Coneo 4:08.31; 11, Melissa Duncan AUS 4:09.29; 12, Eliane Sahaliririna MAD 4:19.54

Heat 2: 1, Hassan 4:09.52; 2, Seyaum 4:09.64; 3, Aregawi 4:10.77; 4, Tomashova 4:10.79; 5, Simpson 4:10.91; 6, Cichocka 4:11.08; 7, Violah Lagat KEN 4:12.15; 8, Nicole Sifuentes CAN 4:12.82; 9, Nikki Hamblin NZL 4:16.65; 10, Heidi See AUS 4:20.65; 11, Amina Bakhit SUD 4:22.49

Heat 3: 1, Dibaba 4:02.59; 2, Kipyegon 4:02.77; 3, Arrafi 4:04.17; 4, Koster 4:05.55; 5, Terzić 4:06.07; 6, Weightman 4:06.13; 7, Gallagher 4:06.34; 8, Ennaoui 4:06.94; 9, Margherita Magnani ITA 4:09.06; 10, Luiza Gega ALB 4:09.36; 11, Florina Pierdevară ROU 4:13.76

Semi-finals (First 5 & 2 fastest to final) (Aug 23)

Heat 1: 1, Hassan 4:15.38; 2, Seyaum 4:15.46; 3, Aregawi 4:15.90; 4, Akkaoui 4:16.61; 5, Rowbury 4:16.64; 6, Sofia Ennaoui POL 4:16.70; 7, Besu Sado ETH 4:17.17; 8, Kerri Gallagher USA 4:17.63; 9, Anna Shchagina RUS 4:17.82; 10, Bethem Desalegn UAE 4:17.92; 11, Nancy Chepkwemai KEN 4:18.15; Laura Weightman GBR DNS

Heat 2: 1, Dibaba 4:06.74; 2, Kipyegon 4:06.88; 3, Muir 4:07.95; 4, Arrafi 4:08.19; 5, Simpson 4:08.20; 6, Tomashova 4:08.72; 7, Cichocka 4:09.19; 8, Lauren Johnson USA 4:10.01; 9, Maureen Koster NED 4:10.95; 10, Amela Terzić SRB 4:13.92; 11, Renata Pliš POL 4:15.10; 12, Muriel Coneo COL 4:18.14

London 2017

Final (Aug 7)

1,	Faith Kipyegon	KEN	4:02.59
2,	Jenny Simpson	USA	4:02.76
3,	Caster Semenya	RSA	4:02.90

4,	Laura Muir	GBR	4:02.97
5,	Sifan Hassan	NED	4:03.34
6,	Laura Weightman	GBR	4:04.11
7,	Angelika Cichocka	POL	4:04.16
8,	Rabab Arrafi	MAR	4:04.35
9,	Meraf Bahta SWE	4:04.76;	10, Malika Akkaoui MAR 4:05.87; 11, Hanna Klein GER 4:06.22; 12, Genzebe Dibaba ETH 4:06.72

Muir set a deteriorating pace in the final, with the first lap of 65.35 (by photo-cell), followed by a funeral 71.78. Kipyegon stayed on the Briton's shoulder and edged in front on the penultimate backstraight, but then Hassan quickly swept by everyone and led through the bell (3:04.55), with Kipyegon, Simpson and Muir in close attendance. The Dutchwoman covered the next 200m in 27.99, drawing Kipyegon clear of the pack while Muir separated herself from the chasers as they turned into the finishing straight.

It looked as if the medals would go to those three as Kipyegon broke clear from Hassan, but then both Simpson and Semenya (eighth with 250m to go) made their final efforts. Just as Muir caught the fading Hassan, she too was reeled in by the American and South African. The four were all in a line with 25m left. Simpson finished quickest on the inside and won silver a metre ahead of Semenya, who edged Muir on the line after a 57.60 last lap. The first half had been run at 4:17.1 pace, the last 700m at a 3:46.0 tempo. World record holder Dibaba, such a dominant winner in 2015, finished last.

First round (First 6 & 6 fastest to semi-finals) (Aug 4)

Heat 1: 1, Dibaba 4:02.67; 2, Semenya 4:02.84; 3, Chebet 4:03.19; 4, Cichocka 4:03.27; 5, Arrafi 4:03.67; 6, Judd 4:03.73; 7, Grace 4:04.76; 8, Sifuentes 4:05.24; 9, Buckman 4:05.44; 10, Taye Fantu ETH 4:05.81; 11, Marta Pérez ESP 4:05.82; 12, Amela Terzić SRB 4:08.55; 13, Ciara Mageean IRL 4:10.60; Simona Vrzelová CZE DNF

Heat 2: 1, Hassan 4:08.89; 2, Simpson 4:08.92; 3, Tsegay 4:08.96; 4, Muir 4:08.97; 5, Akkaoui 4:09.05; 6, Klein 4:09.32; 7, Karoline Bjerkeli Grøvdal NOR 4:09.56; 8, Marta Pen POR 4:10.22; 9, Linden Hall AUS 4:10.51; 10, Claudia Bobocea ROU 4:11.20; 11, Meryem Akdag TUR 4:12.51; 12, Sheila Reid CAN 4:13.12; 13, Judy Kiyeng KEN 4:13.65; 14, Esther Chebet UGA 4:14.12; 15, Eliane Sahalirina MAD 4:23.56

Heat 3: 1, Kipyegon 4:03.09; 2, Bahta 4:03.23; 3, Ennaoui 4:03.35; 4, Weightman 4:03.50; 5, Sado 4:03.55; 6, Klosterhalfen 4:03.60; 7, Stafford 4:04.55; 8, Vaughn 4:04.56; 9, McDonald 4:05.48; 10, Solange Andreia Pereira ESP 4:06.63; 11, Georgia Griffith AUS 4:08.99; 12, Margherita Magnani ITA 4:09.15; 13, Muriel Coneo COL 4:11.98; 14, Tamara Armoush JOR 4:21.81; 15, Angelina Nadi ART 4:33.54

Semi-finals (First 5 & 2 fastest to final) (Aug 5)

Heat 1: 1, Kipyegon 4:03.54; 2, Muir 4:03.64; 3, Semenya 4:03.80; 4, Cichocka 4:03.96; 5, Klein 4:04.45; 6, Dibaba 4:05.33; 7, Arrafi 4:05.75; 8, Zoe Buckman AUS 4:05.93; 9, Nicole Sifuentes CAN 4:07.92; 10, Jessica Judd GBR 4:10.14; 11, Kate Grace USA 4:16.70; 12, Gudaf Tsegay ETH 4:22.01 (fell)

Heat 2: 1, Hassan 4:03.77; 2, Bahta 4:04.04; 3, Simpson 4:05.40; 4, Weightman 4:05.63; 5, Akkaoui 4:05.73; 6, Sofia Ennaoui POL 4:05.80; 7, Winny Chebet KEN 4:06.29; 8, Konstanze Klosterhalfen GER 4:06.58; 9, Sarah McDonald GBR 4:06.73; 10, Sara Vaughn USA 4:06.83; 11, Besu Sado ETH 4:07.65; 12, Gabriela Stafford CAN 4:08.51

Doha 2019

Final (Oct 5)

1,	Sifan Hassan	NED	3:51.95
2,	Faith Kipyegon	KEN	3:54.22
3,	Gudaf Tsegay	ETH	3:54.38
4,	Shelby Houlihan	USA	3:54.99
5,	Laura Muir	GBR	3:55.76
6,	Gabriela DeBues-Stafford	CAN	3:56.12
7,	Winny Chebet	KEN	3:58.20
8,	Jenny Simpson	USA	3:58.42
9,	Rababe Arrafi MAR	3:59.93;	10, Ciara Mageean IRL 4:00.15; 11, Winnie Nanyondo UGA 4:00.63; 12, Nikki Hiltz USA 4:06.68

The new 10,000m champion Hassan was attempting a double never before achieved at a major championships. Paavo Nurmi had won both Olympic 1500m and 10,000m titles, but not at the same Games. Seven days after her 10,000 gold, the Dutchwoman started characteristically slowly in the final, but moved up to lead at 400m (63.53 cell). She then let rip with laps of 62.41 and 61.44. The bell was reached by Dutchwoman in 2:52.59 with Muir in second, then Tsegay, Kipyegon,

Houlihan and Debues-Stafford in a string. On cue at 1200m Hassan lengthened her stride, and moved clear. Her frequent glances back were not necessary as she gained ground with every stride, finishing 20m up on Kipyegon. Her last lap was covered in 59.36 (cell). All of the top four set national records and moved into places 2-5-7-8 on the all-time list.

In between her two Doha events, Hassan's coach Alberto Salazar was suspended for four years by the United States Anti-Doping Agency for "orchestrating and facilitating prohibited doping conduct". Hassan clarified "this investigation is focused on the period before I joined the Oregon Project [Salazar's training group] and therefore has no relation to me. I was aware of the ongoing investigations when I joined the team and have always had a clean conscience, knowing we are being monitored to the absolute fullest by USADA and WADA."

First round (First 6 & 6 fastest to semi-finals) (Oct 2)

Heat 1: 1, Hassan 4:03.88; 2, Kipyegon 4:03.93; 3, Hiltz 4:04.00; 4, Nanyondo 4:04.04; 5, Mageean 4:04.18; 6, McDonald 4:04.42; 7, Hailu 4:05.61; 8, Mäki 4:06.61; 9, Guerrero 4:06.99; 10, Griffith 4:07.73; 11, Sara Kuivisto FIN 4:08.85

Heat 2: 1, Arafi 4:08.32; 2, Chebet 4:08.36; 3, Tsegay 4:08.39; 4, Houlihan 4:08.51; 5, Hull 4:08.71; 6, Ngarambe 4:09.22; 7, Aisha Praught Leer JAM 4:09.81; 8, P. Unnikrishnan Chithra IND 4:11.10; 9, Caterina Granz GER 4:12.36; 10, Jemma Reekie GBR 4:12.51; 11, Maruša Mišmaš SLO 4:14.94; 12, Carla Mendes CPV 4:23.56

Heat 3: 1, Simpson 4:07.27; 2, DeBues-Stafford 4:07.28; 3, Muir 4:07.37; 4, Pérez 4:07.48; 5, Bobocea 4:07.76; 6, Akkaoui 4:08.05; 7, Hall 4:08.12; 8, Barysevich 4:08.19; 9, Axumawit Embaye ETH 4:08.56; 10, Esther Chebet UGA 4:08.89; 11, María Pía Fernández URU 4:09.45; 12, Neide Dias ANG 4:28.27

Semi-finals (First 5 & 2 fastest to final) (Oct 3)

Heat 1: 1, Hassan 4:14.69; 2, Houlihan 4:14.91; 3, Arafi 4:14.94; 4, Kipyegon 4:14.98; 5, Mageean 4:15.49; 6, Sarah McDonald GBR 4:15.73; 7, Lemlem Hailu ETH 4:16.56; 8, Esther Guerrero ESP 4:16.66; 9, Darya Barysevich BLR 4:17.04; 10, Georgia Griffith AUS 4:17.15; 11, Kristiina Mäki CZE 4:17.65; 12, Claudia Bobocea ROU 4:18.25

Heat 2: 1, Simpson 4:00.99; 2, DeBues-Stafford 4:01.04; 3, Muir 4:01.05; 4, Tsegay 4:01.12; 5, Chebet 4:01.14; 6, Nanyondo 4:01.30; 7, Hiltz 4:01.52; 8, Jessica Hull AUS 4:01.80; 9, Yolanda Ngarambe SWE 4:03.43; 10, Linden Hall AUS 4:06.39; 11, Marta Pérez ESP 4:10.45; 12, Malika Akkaoui MAR 4:16.83

1500 METRES

Multiple Medallists:

3	Hassiba Boulmerka	ALG	91-1, 93-3, 95-1
	Jenny Simpson	USA	11-1, 13-2, 17-2
	Faith Kipyegon	KEN	15-2, 17-1, 19-2
2	Tatyana Samolenko/Dorovskikh	URS	87-1, 91-2
	Carla Sacramento	POR	95-3, 97-1
	Regina Jacobs	USA	97-2, 99-2
	Tatyana Tomashova	RUS	03-1, 05-1
	Maryam Jamal	BRN	07-1, 09-1
	Sifan Hassan	NED	15-3, 19-1

Most Finals:

5	Sacramento	93-11, 95-3, 97-1, 99-5, 01-4
	Simpson	11-1, 13-2, 15-11, 17-2, 19-8

Most Appearances:

6	Leah Pells	CAN	91-8h2, 93-14, 95-8s1, 97-5, 99-11h1, 01-11
	Sacramento		93-11, 95-3, 97-1, 99-5, 01-4, 03-10s2
	Nuria Fernández	ESP	99-10h1, 01-12, 03-7s2, 05-12h2, 09-4, 11-6s1
	Natalia Rodríguez	ESP	01-6, 03-11s1, 05-6, 09-dq/final, 11-3, 13-7s2

National Placings:

	1	2	3	4	5	6	7	8	Points
USA	2	4	1	1	1	1	3	1	69
GBR	-	3	1	2	3	3	-	-	58
RUS	3	1	1	2	1	-	2	1	56
KEN	1	2	1	-	3	1	2	1	48
URS	1	2	2	1	-	-	-	-	39
ROU	1	1	1	2	-	2	-	-	37
ETH	1	-	2	1	1	-	1	2	33
ESP	-	-	1	2	-	2	-	2	24
POR	1	-	1	1	1	-	-	-	23
ALG	2	-	1	-	-	-	-	-	22
BRN	2	-	-	-	1	-	1	-	22
POL	-	-	-	-	1	1	5	3	20
NED	1	-	1	-	1	-	-	1	19
CAN	-	-	-	1	2	1	-	1	17
GER	-	1	-	-	2	-	-	-	15

Women's 1500 Metres, continued									
National Placings									
	1	2	3	4	5	6	7	8	Points
CHN	1	-	-	1	-	-	-	-	13
SWE	1	-	-	-	-	1	-	-	11
SUI	-	-	1	1	-	-	-	-	11
MAR	-	-	-	2	-	-	-	1	11
TUR	-	1	-	-	-	-	-	2	9
IRL	-	1	-	-	-	-	-	1	8
BUL	-	-	1	-	-	-	1	-	8
UKR	-	1	-	-	-	-	-	-	7
FRA	-	-	1	-	-	-	-	-	6
RSA	-	-	1	-	-	-	-	-	6
AUS	-	-	-	-	-	1	-	-	3
AUT	-	-	-	-	-	1	-	-	3
CZE	-	-	-	-	-	1	-	-	3
NAM	-	-	-	-	-	1	-	-	3
NOR	-	-	-	-	-	1	-	-	3
ITA	-	-	-	-	-	-	1	1	3
BLR	-	-	-	-	-	-	1	-	2
Totals	17	17	17	17	17	17	17	17	612

3000 Metres

Sittard 1980

Final (Aug 16)

1,	Birgit Friedmann	FRG	8:48.05
2,	Karoline Nemetz	SWE	8:50.22
3,	Ingrid Christensen	NOR	8:58.8
4,	Joelle Debrouwer	FRA	8:59.0
5,	Breda Pergar	YUG	8:59.7
6,	Penny Werthner	CAN	9:03.5
7,	Charlotte Teske	FRG	9:04.3
8,	Eva Ernström	SWE	9:07.7
9, Aurora Cunha POR 9:11.2; 10, Mary Shea USA 9:13.7; 11, Geri Fitch CAN 9:37.6; Wendy Smith GBR DNF			

Like the men's 50 kilometre walk of 1976, World Athletics arranged world championships for the women's 3000 and 400m hurdles – events not yet on the Olympic timetable. Sadly, the championships were devalued by the late withdrawal of the USSR team.

The season's nine fastest 3000m runners did not compete. The 1980 world number 10, Friedmann, who had not previously broken nine minutes, made a timely improvement to win the title comfortably. She took the lead after 1300m. The other medals went to Scandinavians, with 24 year-old Christensen (later Kristiansen) taking her first major honour. "If all the aces had started I certainly would not have won", said the modest winner.

First round (First 5 & 2 fastest to final) (Aug 14)

Heat 1: 1, Cunha 9:04.7; 2, Teske 9:06.1; 3, Christensen 9:06.4; 4, Ernström 9:06.5; 5, Fitch 9:07.8; 6, M Shea 9:09.4; 7, Anat Meiri ISR 9:26.7; 8, Anne Audain NZL 9:26.8; 9, Brenda Webb USA 9:27.6

Heat 2: 1, Friedmann 9:04.7; 2, Pergar 9:04.9; 3, Nemetz 9:04.9; 4, Debrouwer 9:05.0; 5, Werthner 9:05.8; 6, Smith 9:07.3; 7, Julie Shea USA 9:11.4; 8, Fionnuala Morrish IRL 9:13.8; 9, Olga Caccaviello ARG 10:01.2

Helsinki 1983

Final (Aug 10)

1,	Mary Decker	USA	8:34.62
2,	Brigitte Kraus	FRG	8:35.11
3,	Tatyana Kazankina	URS	8:35.13
4,	Svetlana Ulmasova	URS	8:35.55
5,	Wendy Sly	GBR	8:37.06
6,	Agnese Possamai	ITA	8:37.96
7,	Jane Furniss	GBR	8:45.69
8,	Natalya Artyomova	URS	8:47.98
9, Aurora Cunha POR 8:50.20; 10, Lynn Kanuka CAN 8:50.20; 11, Cornelia Bürki SUI 8:53.85; 12, Eva Ernström SWE 8:57.59; 13, Christine Benning GBR 8:58.01; 14, Lorraine Moller NZL 9:02.19; 15, Alison Wiley CAN 9:15.35			

The aura of invincibility enjoyed by Soviet women distance runners was cracked by an American hitherto untested at this level: Mary Decker. The US record holder, with a string of fast times to her credit

but little championship experience, went to the front from the start. The fast pace (1000m: 2:51.00, 2000m: 5:48.89) reduced the number of contenders to six at the bell: Decker, Sly, Possamai, Ulmasova, Kazankina and Kraus.

The pace quickened in the final lap with Decker still in front. By sticking to the American's shoulder, Sly made it difficult for the two Soviets to mount a challenge but as they swung into the straight, both Ulmasova (the world record holder) and Kazankina – the two-time Olympic 1500m Champion – were poised to contest the gold and silver. Kazankina sprinted past the American, only for Decker to produce a more effective kick of her own. To wild cheers of the 49,093 crowd, she glided into a winning lead.

The dispirited Kazankina was overtaken by Kraus, who comfortably broke the West German record.

First round (First 5 & 5 fastest to final) (Aug 8)

Heat 1: 1, Ulmasova 8:46.65; 2, Possamai 8:46.68; 3, Kraus 8:47.25; 4, Sly 8:47.39; 5, Benning 8:49.71; 6, Cunha 8:51.66; 7, Artyomova 8:54.14; 8, Kanuka 8:54.61; 9, Geri Fitch CAN 9:01.85; 10, Monica Joyce IRL 9:14.83; 11, Helena Hyvönen FIN 9:19.65; 12, Brenda Webb USA 9:24.38; 13, Marcianne Mukamurenzi RWA 9:26.59; 14, Marit Holtklampen NOR 9:43.40; 15, Khadija Al Matar JOR 10:49.62; Betty Van Steenbroek BEL DNF

Heat 2: 1, Kazankina 8:44.72; 2, Decker 8:44.72; 3, Bürki 8:46.94; 4, Furniss 8:48.59; 5, Wiley 8:51.27; 6, Moller 8:51.78; 7, Ernström 8:51.91; 8, Kleinová 8:55.54; 9, Maggie Keyes USA 9:01.97; 10, Vera Michallek FRG 9:04.51; 11, Marica Mrsić YUG 9:05.59; 12, Pilar Fernández ESP 9:10.86; 13, Maria Radu ROU 9:30.37; 14, Mónica Regonessi CHI 9:31.95; 15, Kriscia García ESA 10:06.14

Rome 1987

Final (Sep 1)

1,	Tatyana Samolenko	URS	8:38.73
2,	Maricica Puică	ROU	8:39.45
3,	Ulrike Bruns	GDR	8:40.30
4,	Cornelia Bürki	SUI	8:40.31
5,	Yelena Romanova	URS	8:41.33
6,	Elly van Hulst	NED	8:42.56
7,	Yvonne Murray	GBR	8:43.94
8,	Wendy Sly	GBR	8:45.85
9, Lynn Williams CAN 8:49.91; 10, Mary Knisely USA 8:50.99; 11, Vera Michallek FRG 8:55.16; 12, Christine Benning GBR 8:57.92; 13, Debbie Bowker CAN 8:58.63; 14, Marie-Pierre Duros FRA 9:14.61; Olga Bondarenko URS DNF			

A slow pace was picked up by Helsinki fifth-placer Sly, who led at 2000m in 5:53.18. She was still in front at the bell, but then Romanova went ahead, followed by Puică, who displayed impressive speed for a 37 year-old. Then, just as in the 1987 World Indoor Championships, it was Samolenko who outran everyone. She appeared to be doing just enough to pass the Romanian for victory.

First round (First 5 & 5 fastest to final) (Aug 29)

Heat 1: 1, Bowker 8:46.88; 2, Bruns 8:47.15; 3, Bürki 8:47.95; 4, Bondarenko 8:48.11; 5, Murray 8:48.44; 6, Michallek 8:49.61; 7, Knisely 8:49.61; 8, Annette Sergeant FRA 8:52.45; 9, Cindy Bremser USA 8:54.17; 10, Jacqueline Perkins AUS 8:57.24; 11, Fernanda Ribeiro POR 9:01.15; 12, Dorina Calenic ROU 9:01.83; 13, Satu Levelä FIN 9:16.28; 14, Mónica Regonessi CHI 9:26.11; 15, Raj Kumari Pandey NEP 10:44.15

Heat 2: 1, Sly 8:44.79; 2, Romanova 8:45.00; 3, Samolenko 8:45.20; 4, van Hulst 8:45.20; 5, Puică 8:45.55; 6, Duros 8:46.81; 7, Williams 8:47.43; 8, Benning 8:48.63; 9, Wang Xiuting CHN 8:50.68; 10, Paula Ivan ROU 8:51.20; 11, Leslie Seymour USA 8:51.34; 12, Radka Naplatanova BUL 8:51.98; 13, Agnese Possamai ITA 8:57.85; 14, Andri Avraam CYP 9:09.34; Martine Fays FRA DNF; Fanny Gidiyoni MAW DNS

Tokyo 1991

Final (Aug 26)

1,	Tatyana Dorovskikh	URS	8:35.82
2,	Yelena Romanova	URS	8:36.06
3,	Susan Sirma	KEN	8:39.41
4,	Päivi Tikkanen	FIN	8:41.30
5,	Margareta Keszeg	ROU	8:42.02
6,	Roberta Brunet	ITA	8:42.64
7,	Judi St. Hilaire	USA	8:44.02
8,	Annette Peters	USA	8:44.02

9, Gitte Karlshøj DEN 8:44.35; 10, Yvonne Murray GBR 8:44.52; 11, Alison Wyeth GBR 8:44.73; 12, Pauline Konga KEN 8:46.66; 13, Lyudmila Borisova URS 8:51.49; 14, Shelly Steely USA 8:53.70; 15, Marie-Pierre Duros FRA 9:08.31

Defending Champion Dorovskikh (née Samolenko) had taken the Olympic title after her Rome win, but thereafter had been out of action for maternity reasons. Both she and her teammate Romanova had little form so far in 1991, but they looked ominously easy in the final.

The race started at a reasonable pace (2:51.83 at 1000m), but slowed in the second kilometre. The major break came from European Champion Murray, the pre-meeting favourite. She took off with 550m remaining and led at the bell with just three others – Sirma, Romanova and Dorovskikh – for company. The Briton looked beaten on the last backstraight when Sirma went to the front. Romanova then made a move at 2800m. Dorovskikh followed and the two battled it out down the homestraight. The 30 year-old Dorovskikh proved the stronger. Sirma took the bronze – the first world championship medal to be won by an African woman.

“I was prepared to run a sit-and-kick type of race, or one with a fast pace from the start,” said Dorovskikh.

First round (First 4 & 3 fastest to final) (Aug 24)

Heat 1: 1, Sirma 8:46.56; 2, Romanova 8:46.84; 3, Steely 8:48.54; 4, Brunet 8:51.41; 5, Anke Schäning GER 8:56.02; 6, Catherine McKiernan IRL 9:00.05; 7, Iulia Besliu ROU 9:00.72; 8, Daria Nauer SUI 9:05.08; 9, Khin Khin Htwe MYA 9:07.34; 10, Leah Pells CAN 9:10.10; 11, Minoru Hayakari JPN 9:14.02; 12, Vilma Peña CRC 9:54.49; 13, Mirna El Hagg LBN 11:34.81

Heat 2: 1, Murray 9:00.86; 2, Borisova 9:00.94; 3, Tikkanen 9:00.98; 4, Peters 9:01.01; 5, Derartu Tulu ETH 9:01.04; 6, Jana Kuceriková TCH 9:05.69; 7, Carmen de Oliveira BRA 9:09.71; 8, Zheng Lijuan CHN 9:17.78; 9, Robyn Meagher CAN 9:20.38; 10, Róisín Smyth IRL 9:40.13; 11, Ama Amewo TOG 11:17.85

Heat 3: 1, Karlshøj 8:50.01; 2, Duros 8:50.05; 3, Dorovskikh 8:50.39; 4, Keszeg 8:50.61; 5, Wyeth 8:50.69; 6, St Hilaire 8:54.19; 7, Konga 8:54.67; 8, Jenny Lund AUS 8:57.86; 9, Julia Vaquero ESP 8:58.90; 10, Fernanda Ribeiro POR 9:01.90; 11, Bigna Samuel STV 10:04.96; 12, Isabel Elias ANG 10:13.42; 13, Jen Allred GUM 10:18.44; Marie Juliet HAI DNF

Stuttgart 1993

Final (Aug 16)

1,	Qu Yunxia	CHN	8:28.71
2,	Zhang Linli	CHN	8:29.25
3,	Zhang Lirong	CHN	8:31.95
4,	Sonia O'Sullivan	IRL	8:33.38
5,	Alison Wyeth	GBR	8:38.42
6,	Yelena Romanova	RUS	8:39.69
7,	Paula Radcliffe	GBR	8:40.40
8,	Lyudmila Borisova	RUS	8:40.78
9,	Yvonne Murray	GBR	8:43.46; 11, Yelena Kopytova RUS 8:50.49; 12, Claudia Lokar GER 8:51.35; 13, Annemari Sandell FIN 8:53.58; 14, Luminita Zaituc ROU 9:01.38; 15, Esther Kiplagat KEN 9:07.05

It was clear that something special was happening in China when World Athletics received an application for a world junior 3000m record of 8:36.45 by Ma Ningning in Jinan on June 6, 1993. Shockingly, the forms showed that Ma had actually only placed fourth in a very fast race behind Wang Junxia 8:27.68, Qu Yunxia 8:29.30 and Zhang Lirong 8:35.05. Qu, Zhang, and Zhang Linli were the Chinese representatives in the Stuttgart 3000m. Wang opted for the 10,000m.

The Chinese trio all qualified impressively for the final, which started slowly (2:59.06 at 1000m). Murray upped the pace slightly in the second kilometre. The three Chinese ran together just behind her. At 2300m, they took off in spectacular fashion with Qu in front. Clocking 60.72 for the section between 2400m and 2800m, they left no-one else with the chance of even a medal. Qu and the Zhangs, filed in descending order of height, continued their remarkable pace around the final lap.

Qu and Zhang Linli went clear in the straight while Zhang Lirong held off O'Sullivan who had been the only other runner able make any sort of impression in the closing stages. The gold went to Qu who covered the final lap in an amazing 59.22. After the race, the winner revealed that she would be giving her prize car to her father as she could not drive. She set a world record at 1500m in September 1993,

but her and the Zhangs were never seen again at a global championship. This was the final World Championship 3000m for women.

First round (First 4 & 3 fastest to final) (Aug 14)

Heat 1: 1, Zhang Linli 8:48.85; 2, Murray 8:51.30; 3, Romanova 8:54.81; 4, Kiplagat 8:55.07; 5, Zaituc 8:55.55; 6, Lokar 8:55.98; 7, Roberta Brunet ITA 8:57.46; 8, Julia Sakara ZIM 8:57.69; 9, Regina Chistiakova LTU 8:58.51; 10, Ulla Marquette CAN 9:00.68; 11, Elly van Hulst NED 9:04.86; 12, Katy McCandless USA 9:10.13; 13, Andrea Sollarová SVK 9:12.91; 14, Jayanthi Palaniappan MAS 9:18.42; 15, Martha Portobanco NCA 10:48.08; 16, Halima Boubacar NIG 11:26.13

Heat 2: 1, Qu 8:49.20; 2, Borisova 8:50.02; 3, Peters 8:51.67; 4, Wyeth 8:51.89; 5, Sandell 8:54.75; 6, Annette Sergent-Palluy FRA 8:58.15; 7, Elena Fidatof ROU 8:58.89; 8, Valentina Tauceri ITA 9:00.20; 9, Julia Vaquero ESP 9:05.50; 10, Eva Doczi HUN 9:09.51; 11, Daria Nauer SUI 9:11.28; 12, Getenesh Urge ETH 9:16.24; 13, Marilu Salazar PER 9:32.33; 14, Tevdenshigmed Enh-Od MGL 10:50.27; Zahra Ouaziz MAR DNS; Raj Kumarj Pandey NEP DNS

Heat 3: 1, O'Sullivan 8:50.62; 2, Zhang Lirong 8:51.75; 3, Radcliffe 8:52.62; 4, Kopytova 8:57.73; 5, Margareta Keszeg ROU 8:59.21; 6, Farida Fates FRA 8:59.93; 7, Sheila Carrozza USA 9:01.41; 8, Estela Estévez ESP 9:08.04; 9, Nina Christiansen DEN 9:09.06; 10, Harumi Hiroyama JPN 9:11.77; 11, Leah Pells CAN 9:16.63; 12, Gwen Griffiths RSA 9:33.96; 13, Aura Morales GUA 9:49.08; 14, Shirley Céspedes CRC 10:15.01; 15, Gulsara Dadabayeva TJK 10:29.69; 16, Adelaide Malepa LES 11:00.68; Ravilya Agletdinova BLR DNF

3000 METRES

Multiple Medallists:

2 Tatyana Samolenko/Dorovskikh URS 87-1, 91-1

Most Finals:

3	Wendy Smith/Sly	GBR	80-dnf, 83-5, 87-8
	Yelena Romanova	URS/RUS	87-5, 91-2, 93-6
	Yvonne Murray	GBR	87-7, 91-10, 93-9
2	Aurora Cunha	POR	80-9, 83-9
	Eva Ernström	SWE	80-8, 83-12
	Christine Benning	GBR	83-13, 87-12
	Cornelia Bürki	SUI	83-11, 87-4
	Lynn Kanuka/Williams	CAN	83-10, 87-9
	Marie-Pierre Duros	FRA	87-14, 91-15
	Samolenko/Dorovskikh		87-1, 91-1
	Lyudmila Borisova	URS/RUS	91-13, 93-8
	Annette Peters	USA	91-8, 93-10
	Alison Wyeth	GBR	91-11, 93-5

Most Appearances:

3 Smith/Sly
Romanova
Murray
2 23 women

National Placings:

	1	2	3	4	5	6	7	8	Points
URS	2	1	1	1	1	-	-	1	39
GER	1	1	1	-	-	-	1	-	23
CHN	1	1	1	-	-	-	-	-	21
GBR	-	-	-	-	2	-	3	1	15
USA	1	-	-	-	-	-	1	1	11
ROU	-	1	-	-	1	-	-	-	11
SWE	-	1	-	-	-	-	-	1	8
KEN	-	-	1	-	-	-	-	-	6
NOR	-	-	1	-	-	-	-	-	6
ITA	-	-	-	-	-	2	-	-	6
FIN	-	-	-	1	-	-	-	-	5
FRA	-	-	-	1	-	-	-	-	5
IRL	-	-	-	1	-	-	-	-	5
SUI	-	-	-	1	-	-	-	-	5
YUG	-	-	-	-	1	-	-	-	4
RUS	-	-	-	-	-	1	-	1	4
CAN	-	-	-	-	-	1	-	-	3
NED	-	-	-	-	-	1	-	-	3
Totals	5	5	5	5	5	5	5	5	180

5000 Metres

Gothenburg 1995

Final (Aug 12)

1,	Sonia O'Sullivan	IRL	14:46.47
2,	Fernanda Ribeiro	POR	14:48.54
3,	Zahra Ouaziz	MAR	14:53.77
4,	Gabriela Szabo	ROU	14:56.57
5,	Paula Radcliffe	GBR	14:57.02
6,	Mariya Pantyukhova	RUS	15:01.23

7, Rose Cheruiyot KEN 15:02.45
 8, Gwen Griffiths RSA 15:08.05
 9, Sara Wedlund SWE 15:08.36; 10, Elena Fidatof ROU 15:12.58; 11, Sally Barsosio KEN 15:39.57; 12, Michiko Shimizu JPN 15:45.30; 13, Jekpemoi Barsosio KEN 15:56.96; Gina Procaccio USA & Olga Churbanova RUS DNF

World junior 3000m champion Szabo made a bold start in the final with a 63.28 first lap which put her into a lead of 15m. The pace settled down after that with the Romanian leading at 1000m in 2:51.95 and 2000m in 5:53.48. Radcliffe then took over, running 3:04.7 for the third kilometre to reach 3000m in 8:58.19. Second at this point was the big favourite, O'Sullivan.

The British runner stayed ahead for two more laps before Ribeiro – running her fourth race in seven days – took over. The Portuguese surged and by the bell had dropped all but O'Sullivan and Ouaziz. Szabo and Radcliffe were contesting fourth place.

Just before the final bend, O'Sullivan made her move. Ribeiro held the Irishwoman for some of the turn but was no match for O'Sullivan's 28.8 final 200m. "After the first three laps, it was quite clear that the kick would be decisive," said O'Sullivan. "I never look back, and I didn't tonight."

First round (First 4 & 3 fastest to final) (Aug 10)

Heat 1: 1, Fidatof 15:36.39; 2, Churbanova 15:37.23; 3, Procaccio 15:37.66; 4, J. Barsosio 15:38.22; 5, Päivi Tikkanen FIN 15:38.25; 6, Atsumi Yashima JPN 15:40.02; 7, Rosario Murcia FRA 15:41.73; 8, Nina Christiansen DEN 15:44.66; 9, Brynhild Synstnes NOR 15:46.17; 10, Adriana Fernández MEX 15:46.89; 11, Milka Mihaylova BUL 15:49.31; 12, Tamara Koba UKR 15:53.67; 13, Martha Ernstsdtir ISL 16:05.33; 14, Marina Bastos POR 16:16.78; Alison Wyeth GBR DNF; Derartu Tulu ETH & Elana Meyer RSA DNS

Heat 2: 1, O'Sullivan 15:13.88; 2, Szabo 15:14.65; 3, Pantyukhova 15:14.70; 4, Radcliffe 15:14.77; 5, Wedlund 15:15.67; 6, S. Barsosio 15:18.41; 7, Shimizu 15:18.97; 8, Silvia Sommaggio ITA 15:20.89; 9, Ana Dias POR 15:29.32; 10, Serap Aktas TUR 15:53.76; 11, Libbie Johnson USA 15:54.97; 12, Anne Cross AUS 16:09.32; Monika Schäfer GER, Dong Zhaoxia CHN & Hilde Stavik NOR DNF; Gete Wami ETH & Marleen Renders BEL DNS

Heat 3: 1, Cheruiyot 15:21.36; 2, Ouaziz 15:22.02; 3, Ribeiro 15:22.04; 4, Griffiths 15:32.22; 5, Annemari Danneels BEL 15:33.70; 6, Chiemi Takahashi JPN 15:35.13; 7, Carolyn Schuwalow AUS 15:37.62; 8, Gitte Karlshøj DEN 15:39.12; 9, Luchia Yisak ETH 15:42.37; 10, Laura Mykytok USA 15:48.95; 11, Andrea Karhoff GER 16:02.26; 12, Ursula Jeitziener SUI 16:12.57; 13, Sinead Delahunty IRL 16:18.61; 14, Marie-Pierre Duros FRA 16:48.66; 15, Mirsada Buric-Adam BIH 17:07.44; Viktoriya Nenasheva RUS & Gunhild Halle NOR DNF

Athens 1997

Final (Aug 9)

1, Gabriela Szabo ROU 14:57.68
 2, Roberta Brunet ITA 14:58.29
 3, Fernanda Ribeiro POR 14:58.85
 4, Paula Radcliffe GBR 15:01.74
 5, Lydia Cheromei KEN 15:07.88
 6, Liu Jianying CHN 15:10.64
 7, Libbie Hickman USA 15:11.15
 8, Harumi Hiroshima JPN 15:21.19
 9, Wei Li CHN 15:24.04; 10, Merima Denboba ETH 15:27.76; 11, Kate Anderson AUS 15:27.78; 12, Ayelech Worku ETH 15:28.07; 13, Naoko Takahashi JPN 15:32.83; 14, Gunhild Halle NOR 15:37.85; 15, Yuko Kawakami JPN 15:45.48

The 1995 champion O'Sullivan and bronze medallist Ouaziz had dreadful runs this time, eliminated in the heats with respective times of 15:40.82 and 15:58.84, but Szabo – fourth last time – came up trumps. The race, run in 28°C heat, was perfectly set up for a prodigious kicker like the Romanian. The early pace was painfully slow (3:11.74 at 1000), and succeeding kilometres of 2:58.66 and 2:58.22 with Cheromei leading, and 3:02.21 with Radcliffe ahead did nothing to diminish Szabo's sprinting powers. She sped through the final 200m in 29.5 for a last kilometre of 2:46.5. Brunet overtook world record holder Ribeiro (who had finished second in the 10,000m four days earlier) for the silver.

First round (First 6 & 3 fastest to final) (Aug 7)

Heat 1: 1, Szabo 15:26.62; 2, Radcliffe 15:27.25; 3, Hiroshima 15:27.75; 4, Brunet 15:29.03; 5, Worku 15:29.37; 6, Wei 15:29.62; 7, Hickman 15:30.56; 8, Halle 15:32.13; 9, Anderson 15:36.16; 10, Yelena Kopytova RUS 15:37.19; 11, Adriana Fernández MEX 15:41.55; 12, Melody Fairchild USA 15:47.66; 13, Marina Bastos POR 15:54.01; 14, Valerie Vaughan IRL 15:57.58; 15, Zahra Ouaziz FRA 15:58.84; 16, Genet Gebregiorgis ETH 16:04.40; 17, Laurence Duquénouy MAR

16:06.02; 18, Justine Nahimana BDI 17:21.77; 19, Nebiat Habtemariam ERI 18:26.50; 20, Zalia Aliou TOG 18:34.45; 21, Martha Portobanco NCA 19:08.44; Elana Meyer RSA & Maysa Matrood IRQ DNS

Heat 2: 1, Ribeiro 15:27.30; 2, Liu 15:29.28; 3, Cheromei 15:32.00; 4, Denboba 15:32.01; 5, Takahashi 15:32.25; 6, Kawakami 15:32.71; 7, Sonia O'Sullivan IRL 15:40.82; 8, Stela Olteanu ROU 15:40.86; 9, Olivera Jevtić YUG 15:43.76; 10, Hrisoula Iakovou GRE 15:51.14; 11, Restituta Joseph TAN 15:55.22; 12, Amy Rudolph USA 16:00.87; 13, Una English IRL 16:07.09; 14, Jelena Čelnova LAT 16:27.63; 15, Helena Javornik SLO 16:28.38; Kristina da Fonseca-Wolheim GER DNF; Anne Hare NZL DNF; Carol Howe CAN & Annemari Sandell FIN DNS

Seville 1999

Final (Aug 27)

1, Gabriela Szabo ROU 14:41.82
 2, Zahra Ouaziz MAR 14:43.15
 3, Ayelech Worku ETH 14:44.22
 4, Irina Mikitenko GER 14:50.17
 5, Ebru Kavaklioglu TUR 14:51.69
 6, Julia Vaquero ESP 14:56.00
 7, Mariya Pantyukhova RUS 14:58.60
 8, Yamna Belkacem FRA 15:03.47
 9, Marta Domínguez ESP 15:16.93; 10, Megumi Tanaka JPN 15:17.92; 11, Cheri Kenah USA 15:20.12; 12, Susanne Pumper AUT 15:24.38; 13, Getenesh Urge ETH 15:29.60; 14, Katalin Szentgyörgyi HUN 15:37.00; 15, Michiko Shimizu JPN 15:46.28

Judging from their races over 3000m earlier in the season it was totally predictable that Szabo would retain her title ahead of Ouaziz, although Worku kept them company until the very last stages. Aware that her only, forlorn, hope of winning was to try and draw the sting from her opponent's fabled finish, Ouaziz set a fast pace in the heat and humidity. Inevitably Szabo – racing 5000m for the first time that summer – had no problem shadowing the Moroccan as she tried to drive for home and proceeded to outkick her, covering the final 200m in 29.4 and kilometre in 2:49.0 for a championship record of 14:41.82.

Worku never contributed to the pace but clung on to knock more than 10 seconds from her best in third place. Next came Kazakstan-born Mikitenko in a German record, followed by a Turkish record for Kavaklioglu, who was formerly Yelena Kopytova, 6th in the 1992 Olympic 3000m representing Russia.

First round (First 5 & 5 fastest to final) (Aug 24)

Heat 1: 1, Szabo 15:32.50; 2, Mikitenko 15:32.55; 3, Pantyukhova 15:33.98; 4, Domínguez 15:34.24; 5, Tanaka 15:34.51; 6, Adriana Fernández MEX 15:37.79; 7, Worknesh Kidane ETH 15:38.12; 8, Annemari Sandell FIN 15:41.23; 9, Natalie Harvey AUS 15:41.55; 10, Sunita Rani IND 15:41.81; 11, Marina Bastos POR 15:48.51; 12, Amaia Piedra ESP 15:50.93; 13, Samukeliso Moyo ZIM 15:50.97; 14, Klara Kashapova RUS 15:52.06; 15, Hrysostomia Iakóvou GRE 15:59.76; 16, Zhor El Kamch MAR 16:06.20; 17, Fatima Yvelain FRA 16:09.85; 18, Amy Rudolph USA 16:24.31; 19, Nebiat Habtemariam ERI 18:02.28; Kathy Butler CAN & Jolanta Alendi PLE DNF; Asmae Laghzaoui MAR DNS

Heat 2: 1, Kavaklioglu 15:17.90; 2, Ouaziz 15:20.04; 3, Worku 15:20.17; 4, Shimizu 15:24.85; 5, Vaquero 15:24.86; 6, Pumper 15:25.48; 7, Kenah 15:25.54; 8, Belkacem 15:25.85; 9, Urge 15:27.59; 10, Szentgyörgyi 15:27.61; 11, Helena Javornik SLO 15:28.41; 12, Ann Wamuchi KEN 15:29.01; 13, Wang Chunmei CHN 15:45.80; 14, Yoshiko Fujinaga JPN 15:51.52; 15, Olga Yegorova RUS 15:53.63; 16, Nora Rocha MEX 16:10.48; 17, Elva Dryer USA 16:15.70; 18, Kate Anderson AUS 16:34.68; 19, Giselle Camilleri MLT 17:18.31; 20, Sukhbaatar Erdenetuya MGL 18:47.34; 21, Esperanza Obono Ela GEQ 19:20.44

Edmonton 2001

Final (Aug 11)

1, Olga Yegorova RUS 15:03.39
 2, Marta Domínguez ESP 15:06.59
 3, Ayelech Worku ETH 15:10.17
 4, Dong Yanmei CHN 15:10.73
 5, Irina Mikitenko GER 15:13.93
 6, Yelena Zadorozhnaya RUS 15:16.15
 7, Edith Masai KEN 15:17.67
 8, Gabriela Szabo ROU 15:19.55
 9, Rose Cheruiyot KEN 15:23.18; 10, Tatyana Tomashova RUS 15:23.83; 11, Joanne Pavay GBR 15:28.41; 12, Benita Willis AUS 15:36.75; 13, Merima Denboba ETH 15:41.09; 14, Fatima Yvelain FRA 15:53.52; 15, Teresa Recio ESP 15:57.32

One of the world's leading woman athletes prior to Edmonton had been Russia's Yegorova who had taken the world indoor title at 3000m and followed up with super-fast victories at that distance in the Paris and Rome Golden Leagues. Just before the World Championships, it was announced that Yegorova had been suspended after failing a test in Paris for the hormone erythropoietin (EPO), a drug taken to boost endurance. The suspension was then lifted because the Paris test had been incomplete. Only a urine sample had been tested, whereas a blood test was also necessary.

"Therefore, for strictly legal reasons," explained World Athletics Vice-President Arne Ljungqvist, "the IAAF had no choice but lifting the ban because the test was not consistent with the rules."

The issue cast a shadow over the Edmonton 5000m, not least because defending champion Szabo threatened to boycott the event if Yegorova competed. In the end Szabo did run, but she was not a factor in the final after having already run (and won) three rounds of the 1500m in Edmonton. The controversy was evident in the heats, when a contingent from Britain held up a sign during Yegorova's race which read "EPO Cheats Out."

The final was a slow race with former world record holder Dong leading at 3000m in 9:17.25. At 4000m (12:21.68), Dong surged and covered the 11th lap in 68.24. By the bell it was her from Zadorozhnaya, Dominguez, Worku and Yegorova. Halfway down the backstraight Yegorova pounced and left everyone behind with a 29.04 final 200m. Hers was not a joyous victory as she was booed by the crowd, and she quickly disappeared into the mixed zone. Dominguez took the silver and Worku repeated her 1999 bronze, catching Dong just 20m from the line.

First round (First 5 & 5 fastest to final) (Aug 9)

Heat 1: 1, Dominguez 15:15.81; 2, Yegorova 15:15.85; 3, Tomashova 15:15.95; 4, Szabo 15:16.02; 5, Masai 15:16.13; 6, Worku 15:16.18; 7, Kathy Butler GBR 15:20.78; 8, Elvan Abeylegesse TUR 15:22.89; 9, Marla Runyan USA 15:24.30; 10, Breda Dennehy IRL 15:26.97; 11, Worknesh Kidane ETH 15:29.96; 12, Restituta Joseph TAN 15:33.93; 13, Suzanne Pumper AUT 15:41.25; 14, Courtney Babcock CAN 15:46.72; 15, Amy Rudolph USA 15:46.77; 16, Hayley Yelling GBR 15:59.39; 17, Mónica Rosa POR 16:04.62; 18, Una English IRL 16:26.15; 19, Nebiat Habtemariam ERI 16:37.57; Zhor El Kamch MAR & Daniela Yordanova BUL DNF; Nasria Baghdad Azaidj ALG DQ (Tr17.2.2)

Heat 2: 1, Dong 15:09.44; 2, Pavey 15:10.62; 3, Zadorozhnaya 15:11.63; 4, Cheruiyot 15:12.04; 5, Mikitenko 15:12.63; 6, Denboba 15:14.76; 7, Willis 15:17.93; 8, Recio 15:19.81; 9, Yvelain 15:20.16; 10, Haruko Okamoto JPN 15:23.93; 11, Elva Dryer USA 15:26.04; 12, Beatriz Santiago ESP 15:26.55; 13, Dulce María Rodríguez MEX 15:27.34; 14, Olivera Jevtić YUG 15:29.61; 15, Inga Juodeškienė LTU 15:48.13; 16, Gunhild Halle Haugen NOR 15:54.56; 17, Maria McCambridge IRL 16:04.49; 18, Chan Man-Yee HKG 16:06.06; 19, Catherine Chikwakwa MAW 16:36.85; Wisam Abu Bekheet PLE DNF; Hrysostómia Iakóvou GRE DNS

Paris 2003

Final (Aug 30)

1,	Tirunesh Dibaba	ETH	14:51.72
2,	Marta Domínguez	ESP	14:52.26
3,	Edith Masai	KEN	14:52.30
4,	Yelena Zadorozhnaya	RUS	14:52.36
5,	Elvan Abeylegesse	TUR	14:53.56
6,	Isabella Ochichi	KEN	14:54.08
7,	Gulnara Samitova	RUS	14:54.38
8,	Courtney Babcock	CAN	14:54.98

9, Sun Yingjie CHN 14:57.01; 10, Berhane Adere ETH 14:58.07; 11, Gabriela Szabo ROU 14:59.36; 12, Émilie Mondor CAN 15:02.36; 13, Zahra Ouaziz MAR 15:16.73; 14, Zhor El Kamch MAR 15:29.72; 15, Sonia O'Sullivan IRL 15:36.62

The standard set in the heats was the highest ever in a championship 5000m, with 15:04.00 insufficient for progress. Olga Yegorova was a shadow of her 2001 self and was eliminated from the first heat in 10th place. In the final, 3000m was reached in 9:08.88 and 12 of the 15 finalist were in touch with two laps left.

Zadorozhnaya, who had also qualified for the 1500m final, took up the pace and covered the penultimate lap in 68.1. She led down the final backstraight then Dominguez slipped through on the inside with exactly 200m left. Zadorozhnaya and Masai were on the heels of the Spaniard and one felt the gold would go to one of those three, only for

young Ethiopian Dibaba to glide past them all on the outside with the finish in sight. Masai briefly held second place before Dominguez responded to repeat her 2001 silver. At 18 years 90 days, Dibaba became the youngest ever individual world champion based on her Paris entry birthdate of June 1, 1985. At subsequent championships, an even later birthdate has been submitted for her: October 1, 1985. So she was apparently only 17 years 333 days old in Paris.

First round (First 5 & 5 fastest to final) (Aug 26)

Heat 1: 1, Masai 14:45.35; 2, Dibaba 14:45.96; 3, Sun 14:46.73; 4, Dominguez 14:48.33; 5, Ouaziz 14:52.66; 6, Samitova 14:58.88; 7, Mondor 14:59.68; 8, Jane Gakunyi KEN 15:04.00; 9, Meseret Defar ETH 15:11.72; 10, Olga Yegorova RUS 15:12.41; 11, Kayoko Fukushi JPN 15:16.53; 12, Souad Ait Salem ALG 15:34.64; 13, Catherine Chikwakwa MAW 15:40.10; 14, Simret Sultan ERI 16:09.48; 15, Inés Melchor PER 17:17.90; Lornah Kiplagat NED DNS

Heat 2: 1, Abeylegesse 14:54.95; 2, O'Sullivan 14:55.50; 3, Adere 14:56.01; 4, Ochichi 14:56.63; 5, Zadorozhnaya 14:56.70; 6, Szabo 14:56.70; 7, Kamch 15:00.61; 8, Babcock 15:01.48; 9, Irina Mikitenko GER 15:06.97; 10, Restituta Joseph TAN 15:10.54; 11, Lauren Fleshman USA 15:12.71; 12, Xing Huina CHN 15:13.50; 13, Hrysostómia Iakóvou GRE 15:44.90; 14, Susanne Pumper AUT 15:53.52; 15, Dorcus Inzikuru UGA 16:00.99; 16, Lilian Claber Argereta HON 20:17.90

Helsinki 2005

Final (Aug 13)

1,	Tirunesh Dibaba	ETH	14:38.59
2,	Meseret Defar	ETH	14:39.54
3,	Ejegayehu Dibaba	ETH	14:42.47
4,	Meselech Melkamu	ETH	14:43.47
5,	Xing Huina	CHN	14:43.64
6,	Zakia Mrisho	TAN	14:43.87
7,	Priscah Jepleting	KEN	14:44.00
8,	Isabella Ochichi	KEN	14:45.14

9, Liliya Shobukhova RUS 14:47.07; 10, Olga Kravtsova BLR 14:47.75; 11, Sun Yingjie CHN 14:51.19; 12, Kayoko Fukushi JPN 14:59.92; 13, Susanne Wigene NOR 15:00.23; 14, Marta Dominguez ESP 15:02.30; 15, Joanne Pavey GBR 15:14.37

Dibaba and Defar, the respective World and Olympic Champions, were the favourites, though history was against Dibaba as no woman had ever won a global 5000m/10,000m double. The race began slowly, with a 3:02.53 kilometre split, but Sun then upped the pace with 2:51.32, before slowing to 8:52.62 at 3000m. The pace dipped further in the fourth kilometre which set things up for the fast-finishing Ethiopians. At the bell Xing led, but Dibaba sped by with 300m to go and only Defar could stay with her. With 60m to go Defar finally broke and Dibaba won by 8m, from Defar with her sister Ejegayehu winning her second bronze in Helsinki, and Melkamu creating the first women's four-way sweep (just two days after the American men's 200m). Dibaba's last lap was a scintillating 58.2.

First round (First 4 & 7 fastest to final) (Aug 10)

Heat 1: 1, Dibaba 14:50.98; 2, Melkamu 14:51.49; 3, Pavey 14:53.82; 4, Jepleting 14:54.50; 5, Dominguez 14:56.02; 6, Kravtsova 14:56.16; 7, Mrisho 14:57.22; 8, Sun 14:58.34; 9, Fukushi 15:05.77; 10, Lauren Fleshman USA 15:32.05; 11, Veerle Dejaeghere BEL 15:47.01; 12, Maryna Dubrova UKR 16:01.88; 13, Anesie Kwizera BDI 16:06.66; 14, Catherine Chikwakwa MAW 16:11.63; 15, Jessica Augusto POR 16:23.66

Heat 2: 1, Defar 15:13.52 Q; 2, Dibaba 15:14.33 Q; 3, Xing 15:14.48 Q; 4, Shobukhova 15:14.63 Q; 5, Ochichi 15:16.51 q; 6, Wigene 15:18.38 q; 7, Shalane Flanagan USA 15:20.59; 8, María Protopappa GRE 15:32.04; 9, Amy Rudolph USA 15:32.73; 10, Margaret Maury FRA 15:35.65; 11, Dulce María Rodríguez MEX 15:44.65; 12, Anikó Kálovics HUN 15:46.36; 13, Simret Sultan ERI 15:47.46; 14, Maria McCambridge IRL 16:05.44; 15, Miriam Kaumba ZAM 16:10.70

X

Osaka 2007

Final (Sep 1)

1,	Meseret Defar	ETH	14:57.91
2,	Vivian Cheruiyot	KEN	14:58.50
3,	Priscah Cheron	KEN	14:59.21
4,	Sylvia Kibet	KEN	14:59.26
5,	Meselech Melkamu	ETH	15:01.42
6,	Jen Rhines	USA	15:03.09

7, Shalane Flanagan USA 15:03.86
 8, Joanne Pavey GBR 15:04.77
 9, Gelete Burka ETH 15:07.46; 10, Mariya Kononova RUS 15:09.71; 11, Silvia Weissteiner ITA 15:11.81; 12, Olga Kravtsova BLR 15:11.82; 13, Kayoko Fukushi JPN 15:19.40; 14, Jessica Augusto POR 15:24.93; (5,) Elvan Abeylegesse TUR DQ (ADr10.1) (15:00.88)
Rightful finalist: Simret Sultan ERI

The event lost some of its lustre when defending champion Tirunesh Dibaba withdrew having failed to fully recover from the 10,000m. A modest pace was set in the final with Fukushi leading through the first two kilometres with splits of 2:59.22 and 3:05.47 (6:04.69). Cheruiyot was the leader for the next two kilometres, reaching 4000m in 12:13.05, which set the race up for the best kickers in the field. Defar, renowned as no worse than the second best finisher around (the best being Dibaba), lived up to her reputation. The Olympic Champion and world record holder took the lead just before the bell, and ran successive 200m splits of 30.45 and 28.18 to win by 5m from Cheruiyot (28.58 last 200m), with Cherono edging Kibet for the bronze.

Abeylegesse finished fifth for the second successive World Championships, but that result was annulled a decade later when it was confirmed that an anabolic steroid had been present after a re-test of her 2007 doping control sample. She was also stripped of the 10,000m silver she had taken one week earlier in Osaka.

First round (First 5 & 5 fastest to final) (Aug 29)

Heat 1: 1, Cheruiyot 15:06.54; 2, Kibet 15:06.54; 3, Burka 15:07.21; 4, Flanagan 15:07.47; 5, Kravtsova 15:17.64; 6, Fukushi 15:19.67; 7, Simret Sultan ERI 15:25.29; 8, Michelle Sikes USA 15:54.06; 9, Nora Rocha MEX 16:34.74; 10, Lucia Chandamale MAW 16:35.75; 11, Francine Niyonizigiyie BDI 17:25.22; Tirunesh Dibaba ETH & Yekaterina Volkova RUS DNS; Abeylegesse DQ (ADr10.1) (15:06.26)

Heat 2: 1, Defar 15:10.13; 2, Melkamu 15:10.32; 3, Cherono 15:11.22; 4, Pavey 15:11.83; 5, Rhines 15:14.30; 6, Weissteiner 15:15.74; 7, Kononova 15:16.49; 8, Augusto 15:21.23; 9, Kayo Sugihara JPN 15:31.44; 10, Zakia Mrisho Mohamed TAN 15:33.81; 11, Mary Cullen IRL 15:40.53; 12, Angeline Nyiransabimana RWA 15:53.23; 13, Gabriela Traña CRC 17:45.56; Mariem Alaoui Selsouli MAR DNF

✕ Berlin 2009

Final (Aug 22)

1,	Vivian Cheruiyot	KEN	14:57.97
2,	Sylvia Kibet	KEN	14:58.33
3,	Meseret Defar	ETH	14:58.41
4,	Sentayehu Ejigu	ETH	15:03.38
5,	Meselech Melkamu	ETH	15:03.72
6,	Ines Chenonge	KEN	15:06.06
7,	Silvia Weissteiner	ITA	15:09.74
8,	Genzebe Dibaba	ETH	15:11.12

9, Jen Rhines USA 15:11.63; 10, Sara Moreira POR 15:12.22; 11, Yuriko Kobayashi JPN 15:12.44; 12, Yurika Nakamura JPN 15:13.01; 13, Krisztina Papp HUN 15:20.36; 14, Zakia Mrisho Mohamed TAN 15:31.73; (13,) Alemitu Bekele TUR DQ (ADr10.8) (15:18.18)

Rightful finalist: Julie Culley USA

Defending champion Defar was fastest in the heats, which eliminated just seven runners. The pace in the final was slow, with Cheruiyot leading at 3000m in 9:15.05. Little was done in the fourth kilometre (3:00.74), which in ordinary circumstances would have been playing into the hands of fast-finishing Defar. Cheruiyot increased the pace in the penultimate lap (67.9), but there were still six in with a chance of gold as the bell sounded. Cheruiyot, Defar and Kibet pulled away from the others in the back straight, and Defar went into the lead with 150m to go but could not get clear. Cheruiyot reacted and edged ahead with 40m remaining, then the Ethiopian gave up and was also passed by Kibet. Cheruiyot and Kibet ran their last 400s in 58.62 and 58.76 respectively. It was later discovered that the Ethiopian was running in Berlin with respiratory problems, though she also managed a sub-59 last lap.

“After Masai won the 10K race, she encouraged me to be self-confident,” said her friend Cheruiyot. “She was my biggest inspiration.”

First round (First 5 & 5 fastest to final) (Aug 19)

Heat 1: 1, Ejigu 15:17.64; 2, Kibet 15:17.77; 3, Melkamu 15:18.39; 4, Papp

15:19.90; 5, Moreira 15:19.93; 6, Nakamura 15:21.01; 7, Julie Culley USA 15:32.33; 8, Natalya Popkova RUS 15:32.62; 9, Inés Melchor PER 16:00.83; 10, Marriam Thole MAW 17:12.21

Heat 2: 1, Defar 15:16.46; 2, Cheruiyot 15:16.59; 3, Chenonge 15:18.40; 4, Dibaba 15:19.66; 5, Rhines 15:20.20; 6, Weissteiner 15:20.88; 7, Kobayashi 15:23.96; 8, Mohamed 15:25.09; 9, Judith Plá ESP 15:54.32; 10, Pauline Niyongere BDI 16:33.77; (5,) Bekele DQ (ADr10.8) (15:19.88); (10,) Yelizaveta Grechishnikova RUS DQ (ADr10.1) (15:53.41)

✕ Daegu 2011

Final (Sep 2)

1,	Vivian Cheruiyot	KEN	14:55.36
2,	Sylvia Kibet	KEN	14:56.21
3,	Meseret Defar	ETH	14:56.94
4,	Sentayehu Ejigu	ETH	14:59.99
5,	Mercy Cherono	KEN	15:00.23
6,	Linet Masai	KEN	15:01.01
7,	Lauren Fleshman	USA	15:09.25
8,	Genzebe Dibaba	ETH	15:09.35

9, Tejitu Daba BRN 15:14.62; 10, Yelena Zadorozhnaya RUS 15:15.48; 11, Zakia Mrisho TAN 15:18.81; 12, Helen Clitheroe GBR 15:21.22; 13, Hitomi Niiya JPN 15:41.67; 14, Amy Hastings USA 15:56.06; (14,) Yelizaveta Grechishnikova RUS DQ (ADr10.8) (15:45.61)

Rightful finalist: Megumi Kinukawa JPN

Cheruiyot, nearly 10 seconds faster than anyone else with her 14:20.87 in July 2011, was attempting to retain her title and also to become the only woman other than Tirunesh Dibaba to win the world 5000/10,000m double. “Tiru” was absent from Daegu with another unspecified injury, but her younger sister Genzebe was there and was one of the heat winners along with former Olympic Champion Defar.

No-one was interested in setting a fast pace in the final and the race was led by Niisha (3:01.87 at 1000m) and Zadorozhnaya (6:07.18 at 2000m). Cheruiyot was in the lead at 3000m (9:10.97), and was surprised that no-one was keen to apply pressure. She shared the lead with Masai, passing 4000m in 12:13.72, and started to crank up the pace with 600m remaining. At the bell (13:56.68) there were still seven in contention, but with 200m left only Defar and Kibet were in touch with the flying Cheruiyot, and a final 200m in 29.17 sealed her victory. Kibet passed Defar in the last 50m to win silver. History repeated itself in that the top four were the same as in Berlin though then Cheruiyot's last lap was 58.62 whereas in Daegu it was “only” 58.68!

First round (First 5 & 5 fastest to final) (Aug 30)

Heat 1: 1, Defar 15:19.46; 2, Cherono 15:20.01; 3, Kibet 15:20.08; 4, Ejigu 15:20.13; 5, Zadorozhnaya 15:23.90; 6, Hastings 15:29.49; 7, Niiya 15:31.09; 8, Clitheroe 15:37.73; 9, Kayo Sugihara JPN 15:41.78; 10, Alia Saeed Mohammed UAE 16:10.37; 11, Pauline Niyongere BDI 17:23.56

Heat 2: 1, Dibaba 15:33.06; 2, Daba 15:33.67; 3, Masai 15:33.99; 4, Fleshman 15:34.04; 5, Cheruiyot 15:34.80; 6, Mrisho 15:35.37; 7, Megumi Kinukawa JPN 15:38.23; 8, Molly Huddle USA 15:42.00; 9, Viktoriya Poliudina KGZ 16:32.68; Grechishnikova DQ (ADr10.8) (15:35.64); (9,) Alemitu Bekele TUR DQ (ADr10.8) (15:38.25)

Moscow 2013

Final (Aug 17)

1,	Meseret Defar	ETH	14:50.19
2,	Mercy Cherono	KEN	14:51.22
3,	Almaz Ayana	ETH	14:51.33
4,	Viola Kibiwot	KEN	15:01.67
5,	Buze Diriba	ETH	15:05.38
6,	Molly Huddle	USA	15:05.73
7,	Shannon Rowbury	USA	15:06.10
8,	Susan Kuijken	NED	15:14.70

9, Yelena Nagovitsyna RUS 15:24.83; 10, Dolores Checa ESP 15:30.42; 11, Tejitu Daba BRN 15:33.89; 12, Kim Conley USA 15:36.58; 13, Karoline Bjerkeli Grovdal NOR 15:48.87; 14, Dominika Nowakowska POL 15:58.26; 15, Jackie Areson AUS 16:08.32

The final began slowly with an opening lap led by Conley, whose transponder stopped the clock at 78.53 after 400m. Nowakowska led at 2000m in 6:14.09, and Ayana took over just before 3000m (9:18.44).

Defar then had a brief spell in front on the ninth lap, as if to urge Ayana to go faster, which she then did on returning to the lead. That lap to 3600m (68.14 by photo-cell) was the fastest of the race so far. Ayana maintained that tempo with Defar, Cherono, Kibiwot and World Junior Champion Diriba the only ones to keep up. Then Diriba was dropped and Kibiwot fell back as the top three kicked just after the bell. Defar went past Ayana with 200m remaining, and won by almost 10m after a last 200m of 29.31 according to transponders.

First round (First 5 & 5 fastest to final) (Aug 14)

Heat 1: 1, Cherono 15:34.70; 2, Ayana 15:34.93; 3, Huddle 15:40.91; 4, Rowbury 15:50.41; 5, Daba 15:56.74; 6, Almensch Belete BEL 16:03.03; 7, Sophie Duarte FRA 16:05.14; 8, Bethlem Desalegn UAE 16:13.27; 9, Misaki Onishi JPN 16:16.52; 10, Carolina Tabares COL 16:22.81; Margaret Muriuki KEN DNF

Heat 2: 1, Defar 15:22.94; 2, Diriba 15:23.41; 3, Kibiwot 15:24.47; 4, Nagovitsyna 15:26.95; 5, Conley 15:27.35; 6, Bjerkeli Grovdal 15:29.41; 7, Kuijken 15:34.31; 8, Areson 15:40.21; 9, Checa 15:43.73; 10, Nowakowska 15:45.10; 11, Giuli Dekanadze GEO 17:57.39

Beijing 2015

Final (Aug 30)

1,	Almaz Ayana	ETH	14:26.83
2,	Senbere Teferi	ETH	14:44.07
3,	Genzebe Dibaba	ETH	14:44.14
4,	Viola Kibiwot	KEN	14:46.16
5,	Mercy Cherono	KEN	15:01.36
6,	Janet Kisa	KEN	15:02.68
7,	Irene Cheptai	KEN	15:03.41
8,	Susan Kuijken	NED	15:08.00

9, Ayuko Suzuki JPN 15:08.29; 10, Eloise Wellings AUS 15:09.62; 11, Mimi Belete BRN 15:17.01; 12, Steph Twell GBR 15:26.24; 13, Nicole Tully USA 15:27.42; 14, Misaki Onishi JPN 15:29.63; 15, Jennifer Wenth AUT 15:35.46

The final was led by Japan's Onishi and Suzuki for the first two kilometres, reached in 6:06.26 by photo-cell. Shortly after, Ayana executed her plan, upping the pace from 73 seconds a lap to 68. A photo-cell timed lap of 67.60 followed (to 2800m), and by 3000m (8:55.63) only Dibaba and Cherono were in contact. In the next lap the Kenyan slipped back, as Ayana increased the pace with a 65.85 circuit. It was a tenth lap of 64.52 which killed off Dibaba's chances. By 4000m Ayana was suddenly five seconds clear having covered that kilometre in 2:43.62.

A final 1000m of 2:47.58 gave Ayana a winning margin of almost 20 seconds. According to her bib transponder, she covered her last 3000m in an unprecedented 8:19.91. Dibaba, with three races over 1500m in her legs from earlier in the week, was caught unaware by Teferi in the finishing straight. The youngest athlete in the race edged her famous compatriot by 0.07 to give Ethiopia another medal sweep. Dibaba later complained about her left foot: "I have a heel spur which hurts a lot."

First round (First 5 & 5 fastest to final) (Aug 27)

Heat 1: 1, Dibaba 15:20.82; 2, Cherono 15:20.94; 3, Belete 15:20.94; 4, Cheptai 15:21.03; 5, Kuijken 15:25.67; 6, Onishi 15:33.84; 7, Twell 15:34.72; 8, Tully 15:41.03; 9, Madeline Hills AUS 15:47.97; 10, Gulshat Fazliddinova RUS 15:48.44; 11, Nicole Sifuentes CAN 15:50.99; 12, Olivia Mugove ZIM 16:34.70

Heat 2: 1, Ayana 15:09.40; 2, Teferi 15:14.57; 3, Kibiwot 15:15.27; 4, Kisa 15:26.49; 5, Wellings 15:26.67; 6, Suzuki 15:28.18; 7, Wenth 15:43.57; 8, Bethlem Desalegn UAE 15:48.52; 9, Karoline Bjerkeli Grovdal NOR 16:02.20; 10, Marielle Hall USA 16:06.60; 11, Azusa Sumi JPN 16:13.65; 12, Abbey D'Agostino USA 16:16.47; Maureen Koster NED DNF; Yelena Korobkina RUS DNF

London 2017

Final (Aug 13)

1,	Hellen Obiri	KEN	14:34.86
2,	Almaz Ayana	ETH	14:40.35
3,	Sifan Hassan	NED	14:42.73
4,	Senbere Teferi	ETH	14:47.45
5,	Margaret Kipkemboi	KEN	14:48.74
6,	Laura Muir	GBR	14:52.07
7,	Sheila Kiprotich	KEN	14:54.05
8,	Susan Kruminis	NED	14:58.33

9, Shannon Rowbury USA 14:59.92; 10, Eilish McColgan GBR 15:00.43; 11, Letesenbet Gidey ETH 15:04.99; 12, Molly Huddle USA 15:05.28; 13, Shelby Houlihan USA 15:06.40; 14, Kalkidan Gezahegne BRN 15:28.21; Karoline Bjerkeli Grovdal NOR DNF

Just as in Rio 2016, it seemed that Ayana over-exerted herself in winning the 10,000m and hadn't saved enough for the 5000m later in the programme. Her losing time of 14:40.35 was considerably slower than the second half of her epic win at 10,000m eight days earlier.

The final started in slow motion with the first kilometre reached in 3:18.61 by photo cell. Ayana then made her trademark surge, covering laps four and five in 2:11.82. Only Obiri stayed in touch, 20m ahead of a group of five with the next tranche of runners a further 25m behind. The defending champion's second kilometre had taken 2:48.59, and marginally slower kilos of 2:50.64 and 2:51.90 took her and Obiri through 4000m some 60m clear of Teferi, Kipkemboi and Hassan. It was all over 350m from the finish, when Obiri switched gears and went away to win by 40m with a last lap of 60.44. That looked super-fast compared with Ayana's 66.14, but much quicker was Hassan's final circuit of 58.21.

First round (First 5 & 5 fastest to final) (Aug 10)

Heat 1: 1, Obiri 14:56.70; 2, Ayana 14:57.06; 3, Teferi 14:57.23; 4, Kruminis 14:57.33; 5, Rowbury 14:57.55; 6, Kiprotich 14:57.58; 7, Muir 14:59.34; 8, Yasemin Can TUR 15:08.20; 9, Alina Reh GER 15:10.01; 10, Ana Lozano ESP 15:14.23; 11, Bontu Edao Rebitu BRN 15:16.70; 12, Mercylina Chelangat UGA 15:16.75; 13, Andrea Seccafien CAN 15:19.39; 14, Ayuko Suzuki JPN 15:24.86; 15, Eloise Wellings AUS 15:25.92; 16, Camille Buscomb NZL 15:40.41; Sarah Lahti SWE DNS

Heat 2: 1, Gidey 14:59.34; 2, Hassan 14:59.85; 3, Houlihan 15:00.37; 4, McColgan 15:00.38; 5, Kipkemboi 15:00.39; 6, Grovdal 15:00.44; 7, Huddle 15:03.60; 8, Gezahegne 15:07.19; 9, Rina Nabeshima JPN 15:11.83; 10, Madeline Hills AUS 15:13.77; 11, Stella Chesang UGA 15:23.02; 12, Jessica O'Connell CAN 15:23.16; 13, Muriel Coneo COL 15:26.18; 14, Heidi See AUS 15:38.86; 15, Stephanie Twell GBR 15:41.29; 16, Yuliya Shmatenko UKR 16:40.36; Genzebe Dibaba ETH DNS

Doha 2019

Final (Oct 5)

1,	Hellen Obiri	KEN	14:26.72
2,	Margaret Kipkemboi	KEN	14:27.49
3,	Konstanze Klosterhalfen	GER	14:28.43
4,	Tsehay Gemechu	ETH	14:29.60
5,	Lilian Rengeruk	KEN	14:36.05
6,	Fantu Worku	ETH	14:40.47
7,	Laura Weightman	GBR	14:44.57
8,	Hawi Feysa	ETH	14:44.92

9, Karissa Schweizer USA 14:45.18; 10, Eilish McColgan GBR 14:46.17; 11, Ellie Purrier USA 14:58.17; 12, Camille Buscomb NZL 14:58.59; 13, Andrea Seccafien CAN 14:59.95; 14, Nozomi Tanaka JPN 15:00.01; 15, Dominique Scott Efur RSA 15:24.47

Obiri ran from the front to win the World Cross Country title in March, and did the same seven months later in the defence of her 5000m title. She took the lead in the final just before 800m. She increased the pace gradually, covering the first three kilometres in 2:56.90, 2:55.58 and 2:51.89. She slowed in the fourth kilometre (3:00.69), by which time Kipkemboi, Rengeruk, Gemechu, Worku, and Klosterhalfen were the only ones in touch.

The Ethiopians and Rengeruk were dropped by the bell (13:28.29 cell), and Obiri had company until the final bend, when she powered clear of Klosterhalfen. Kipkemboi moved into second place with 60m remaining, but Obiri was never in danger of losing. Her last lap took 58.43 as she broke the championship record, and there were new world place bests for positions 2-3-4-5-6-8.

First round (First 5 & 5 fastest to semi-finals) (Oct 2)

Heat 1: 1, Obiri 14:52.13; 2, Schweizer 14:52.41; 3, Feysa 14:53.85; 4, McColgan 14:55.79; 5, Buscomb 15:02.19; 6, Tanaka 15:04.66; 7, Seccafien 15:04.67; 8, Scott Efur 15:05.01; 9, Purrier 15:08.82; 10, Sarah Chelangat UGA 15:19.90; 11, Hanna Klein GER 15:28.65; 12, Florencia Borelli ARG 15:56.49; 13, Cavalele Nahimana BDI 16:25.82; Maureen Koster NED DNF; Karoline Bjerkeli Grovdal NOR DNF

Heat 2: 1, Gemechu 15:01.57; 2, Klosterhalfen 15:01.57; 3, Kipkemboi 15:01.58; 4, Rengeruk 15:02.03; 5, Weightman 15:02.24; 6, Worku 15:02.74; 7, Anna Emilie Møller DEN 15:11.76; 8, Rachel Schneider USA 15:30.00; 9, Melissa Duncan AUS 15:37.37; 10, Rachel Cliff CAN 15:41.27; 11, Jessica Judd GBR 15:51.48; 12, Valeriya Zhandarova GEO 15:52.11; 13, Tomoka Kimura JPN 15:53.08; Tigist Gashaw BRN DNF

5000 METRES

Multiple Medallists:

5	Meseret Defar	ETH	05-2, 07-1, 09-3, 11-3, 13-1
3	Vivian Cheruiyot	KEN	07-2, 09-1, 11-1
	Almaz Ayana	ETH	13-3, 15-1, 17-2
2	Zahra Ouaziz	MAR	95-3, 99-2
	Fernanda Ribeiro	POR	95-2, 97-3
	Gabriela Szabo	ROU	97-1, 99-1
	Ayelech Worku	ETH	99-3, 01-3
	Marta Domínguez	ESP	01-2, 03-2
	Tirunesh Dibaba	ETH	03-1, 05-1
	Sylvia Kibet	KEN	09-2, 11-2
	Hellen Obiri	KEN	17-1, 19-1

Most Finals:

5	Szabo	95-4, 97-1, 99-1, 01-8, 03-11
	Defar	05-2, 07-1, 09-3, 11-3, 13-1

Most Appearances:

6	Defar	03-9h1, 05-2, 07-1, 09-3, 11-3, 13-1
---	-------	--------------------------------------

National Placings:

	1	2	3	4	5	6	7	8	Points
ETH	5	3	7	5	3	1	-	3	146
KEN	4	5	2	3	5	4	5	1	137
RUS	1	-	-	1	-	2	2	-	23
ROU	2	-	-	1	-	-	-	1	22
ESP	-	2	-	-	-	1	-	-	17
GER	-	-	1	1	1	-	-	-	15
GBR	-	-	-	1	1	1	1	1	15
USA	-	-	-	-	-	2	4	-	14
MAR	-	1	1	-	-	-	-	-	13
POR	-	1	1	-	-	-	-	-	13
CHN	-	-	-	1	1	1	-	-	12
ITA	-	1	-	-	-	-	1	-	9
NED	-	-	1	-	-	-	-	3	9
IRL	1	-	-	-	-	-	-	-	8
TUR	-	-	-	-	2	-	-	-	8
TAN	-	-	-	-	-	1	-	-	3
CAN	-	-	-	-	-	-	-	1	1
FRA	-	-	-	-	-	-	-	1	1
JPN	-	-	-	-	-	-	-	1	1
RSA	-	-	-	-	-	-	-	1	1
Totals	13	13	13	13	13	13	13	13	468

10,000 Metres

Sittard 1980

Invitation (Aug 15)

1,	Kath Binns	GBR	32:57.17
2,	Fionnuala Morrish	IRL	33:51.7
3,	Magda Ilands	BEL	34:25.3
4,	Marja Wokke	NED	35:28.9

This invitation event was won easily by Binns in a new national record, then the fifth-quickest of all-time. Halfway was reached in 16:17.

Rome 1987

Final (Sep 4)

1,	Ingrid Kristiansen	NOR	31:05.85
2,	Yelena Zhupiyova	URS	31:09.40
3,	Kathrin Ullrich	GDR	31:11.34
4,	Olga Bondarenko	URS	31:18.38
5,	Liz Lynch	GBR	31:19.82
6,	Lynn Jennings	USA	31:45.43
7,	Albertina Machado	POR	31:46.61
8,	Wang Xiuting	CHN	31:48.88
9,	Angela Tooby	GBR	31:55.30
10,	Kerstin Pressler	FRG	31:56.80
11,	Martine Oppliger	SUI	32:07.49
12,	Marleen Renders	BEL	32:12.51
13,	Lynn Nelson	USA	32:22.88
14,	Christine McMiken	NZL	32:25.67
15,	Francie Larrieu Smith	USA	32:30.00
16,	Nancy Rooks-Tinari	CAN	32:31.55
17,	Aurora Cunha	POR	32:44.42
18,	Kumi Araki	JPN	33:15.08
19,	Ana Isabel Alonso	ESP	33:20.65
20,	Tuija Jousimaa	FIN	33:25.46
21,	Lorraine Moller	NZL	34:07.26
	Liève Slegers	BEL	DNF

World record holder Ingrid Kristiansen ran a clever tactical race in which she managed to discourage all her rivals despite being below her best form.

The Norwegian took off in the second lap and by 1000m had a lead of some 20 seconds. By halfway (15:21.51), Kristiansen had started to lap the field. The chasing pack, led by Liz Lynch (5000m: 15:36.5) seemed to be racing for the silver medal. By the bell, the Norwegian's lead was still 15 seconds, but this was cut dramatically as the race for the silver exploded. It was Zhupiyova, not her better-known teammate Bondarenko, who had the best finish. Her 61.5 last lap was more than 10 seconds faster than Kristiansen but she had left her effort too late.

First round (First 8 & 6 fastest to final) (Aug 31)

Heat 1: 1, Ullrich 33:07.92; 2, Lynch 33:09.26; 3, Cunha 33:09.86; 4, Kristiansen 33:10.37; 5, Renders 33:10.95; 6, Jennings 33:16.18; 7, Tooby 33:20.14; 8, Oppliger 33:22.25; 9, Rooks-Tinari 33:24.20; 10, Araki 33:24.37; 11, Alonso 33:38.37; 12, McMiken 33:41.10; 13, Jousimaa 33:46.05; 14, Midde Hamrin SWE 34:10.36; 15, Danièle Kaber LUX 34:24.52; 16, Mónica Regonessi CHI 34:57.64; 17, Leah Malot KEN 36:23.66; Maria Curatolo ITA & Yelena Romanova URS DNF; Karolina Szabó HUN DNS

Heat 2: 1, Zhupiyova 33:32.05; 2, Bondarenko 33:34.79; 3, Pressler 33:35.49; 4, Moller 33:35.73; 5, Wang 33:36.07; 6, Larrieu Smith 33:37.36; 7, Machado 33:40.87; 8, Nelson 33:43.71; 9, Slegers 33:48.91; 10, Susan Crehan GBR 33:54.99; 11, Sue Lee CAN 34:14.92; 12, Susan Berenda CAN 34:15.48; 13, Conceição Ferreira POR 34:43.35; 14, Rose Lambe IRL 35:00.17; 15, Michelle Bush CAY 35:30.96; Päivi Tikkanen FIN, Beverley Lord GUY & Cristina Tomasini ITA DNF

Tokyo 1991

Final (Aug 30)

1,	Liz McColgan	GBR	31:14.31
2,	Zhong Huandi	CHN	31:35.08
3,	Wang Xiuting	CHN	31:35.99
4,	Kathrin Ullrich	GER	31:38.96
5,	Lynn Jennings	USA	31:54.44
6,	Utta Pippig	GER	31:55.68
7,	Ingrid Kristiansen	NOR	32:10.75
8,	Derartu Tulu	ETH	32:16.55
9,	Jill Hunter	GBR	32:24.55
10,	Luchia Yisak	ETH	32:27.61
11,	Conceição Ferreira	POR	32:29.12
12,	Delilah Asiago	KEN	32:33.71
13,	Tatyana Pozdnyakova	URS	32:35.17
14,	Wang Yongmei	CHN	32:40.22
15,	Rosanna Munerotto	ITA	32:44.43
16,	Miki Igarashi	JPN	32:44.62
17,	Lulia Negura	ROU	32:53.57
18,	Carole Rouillard	CAN	32:58.77
19,	Annette Sergent-Palluy	FRA	33:01.92
20,	Izumi Maki	JPN	33:27.84
21,	Jane Ngotho	KEN	33:36.91
	Anne Marie Letko	USA, Yelena Romanova URS, Päivi Tikkanen FIN & Albertina Dias POR	DNF

McColgan, who as Liz Lynch had placed fifth in Rome, overcame the extreme heat and humidity to win from the front by a huge margin.

The start of the final was delayed by several minutes following the commotion surrounding Mike Powell's long jump world record. Once the race started, McColgan's intentions were clear. With kilometre splits of 3:02.95, 6:09.42, 9:16.96 and 12:25.85, she gradually dropped most of the opposition, including the defending champion Kristiansen.

At halfway (15:34.15), the Scotswoman had only the world junior champion, Tulu, for company. The chasing pack were 20m behind. The Ethiopian tried to slow the pace down at the start of the eighth kilometre, but McColgan pushed on relentlessly and was 80m in front by 8000m. Tulu fell out of contention.

While McColgan crossed the line, the Chinese pair of Zhong and Wang were unexpectedly outsprinting Ullrich for the other medals.

"I was waiting for someone to pass me, but nobody did," said McColgan, who had given birth to a daughter just 10 months earlier. "Tulu tried, but she was actually trying to slow down the pace. I knew she was tired and I knew if I wanted the gold, I would have to go for it. And I went, saying 'I want, I want, I want ...'"

In spite of the conditions, a terrific standard was set in the heats with 14 women quicker than 32 minutes.

First round (First 10 & 5 fastest to final) (Aug 27)

Heat 1: 1, Negura 31:52.58; 2, Wang X 31:53.13; 3, Ullrich 31:54.05; 4, Hunter 31:55.55; 5, Sergent-Palluy 31:55.97; 6, Yisak 31:56.42; 7, Jennings 31:56.52; 8, Rouillard 31:56.74; 9, Maki 31:57.23; 10, Ferreira 31:59.13; 11, Pozdnyakova 32:00.24; 12, Wang Y 32:00.27; 13, Asiago 32:04.53; 14, Munerotto 32:05.75; 15, Suzana Ćirić YUG 32:28.09; 16, Liève Slegers BEL 32:31.55; 17, Carmen de Oliveira BRA 32:36.44; 18, Claudia Dreher GER 32:44.94; 19, Olga Nazarkina URS 32:55.65; 20, Zita Ágoston HUN 33:07.19; 21, Martha Ernstdóttir ISL

33:10.93; 22, Maria-Luisa Servin MEX 33:13.70; 23, Jenny Lund AUS 33:15.18; 24, Valerie McGovern IRL 35:08.40

Heat 2: 1, Tulu 31:45.95; 2, Kristiansen 31:50.36; 3, McColgan 31:54.67; 4, Zhong 31:58.82; 5, Pippig 32:00.76; 6, Igarashi 32:01.04; 7, Dias 32:03.76; 8, Tikkanen 32:06.67; 9, Romanova 32:06.73; 10, Ngotho 32:09.38; 11, Letko 32:26.65; 12, Akemi Matsuno JPN 32:31.18; 13, Marciane Mukamurenzi RWA 32:33.27; 14, Lisa Harvey CAN 32:41.87; 15, Rosario Murcia FRA 32:49.75; 16, Olga Appell MEX 32:54.63; 17, Susan Hobson AUS 33:21.20; 18, Odile Ohier FRA 33:22.55; 19, Lesley Morton NZL 33:23.17; 20, Maricarmen Díaz MEX 33:46.24; 21, Anuța Cătuță ROU 34:12.44; 22, Griselda González ARG 34:16.26; 23, Vilma Peña CRC 35:06.98; Fernanda Marques POR & Francie Larrieu Smith USA DNF

Stuttgart 1993

Final (Aug 21)

1,	Wang Junxia	CHN	30:49.30
2,	Zhong Huandi	CHN	31:12.55
3,	Sally Barsosio	KEN	31:15.38
4,	Tegla Loroupe	KEN	31:29.91
5,	Lynn Jennings	USA	31:30.53
6,	Conceição Ferreira	POR	31:30.60
7,	Albertina Dias	POR	31:33.03
8,	Anne Marie Letko	USA	31:37.26

9, Uta Pippig GER 31:39.97; 10, Fernanda Ribeiro POR 31:40.51; 11, Carmen de Oliveira BRA 31:47.76; 12, Maria Guida ITA 32:15.34; 13, Kathrin Wessel GER 32:27.38; 14, Olga Appell MEX 32:32.51; 15, Naomi Yoshida JPN 32:35.44; 16, Iulia Negura ROU 32:40.61; 17, Izumi Maki JPN 32:53.41; 18, Rosario Murcia FRA 32:54.65; 19, Suzana Ćirić IWP 33:26.72; 20, Isabel Juarez MEX 33:28.47; 21, Elaine Van Blunk USA 33:42.85; 22, Gitte Karlshøj DEN 33:58.58; Catherina McKiernan IRL, Elana Meyer RSA & Päivi Tikkanen FIN DNF

The two Chinese finalists, Wang and Zhong, set off on pace for a championship record (1000m: 3:04.00, 2000m: 6:11.84, 3000m: 9:20.16). Barsosio, Meyer and Jennings were in close attendance, but the inexperienced Barsosio, just 15, was causing problems. She repeatedly blocked Meyer's attempts to overtake her and was given an official warning for her conduct. A distraught Meyer – the Olympic silver medallist – dropped out of the race soon after 3000m.

The Kenyan went on take the lead (4000m: 12:28.72) and for a while was as much as 10m in front. By halfway (15:43.38), Zhong was in front again. Barsosio, along with her teammate Loroupe, stayed with the Chinese pair, but no-one could react when Wang made her move with six laps remaining. She produced a lap of 70.2 and managed to speed up further. Her final 3000m took just 8:42.42 and the final lap 61.07.

Zhong outkicked Barsosio to duplicate her 1991 silver medal. It was mistakenly announced that Barsosio had been disqualified after the race. In the confusion, she was not asked to perform a doping test, meaning that her time could not stand as a world junior record.

Wang's run was a prelude to a remarkable spate of record-breaking runs by China's women at the Chinese National Games in Beijing. Eighteen days after her gold medal, Wang lowered Ingrid Kristiansen's world record to an unbelievable 29:31.78.

First round (First 10 & 5 fastest to final) (Aug 19)

Heat 1: 1, Barsosio 32:27.99; 2, Jennings 32:28.30; 3, Wang 32:28.35; 4, Dias 32:28.39; 5, Ferreira 32:28.42; 6, Yoshida 32:28.66; 7, de Oliveira 32:29.48; 8, Pippig 32:31.90; 9, Negura 32:32.51; 10, Appell 32:34.43; 11, Murcia 32:56.24; 12, Van Blunk 33:06.44; 13, Julia Sakara ZIM 33:20.16; 14, Junko Kataoka JPN 33:21.31; 15, Viktoriya Nenasheva RUS 33:23.19; 16, Lisa Harvey CAN 33:24.66; 17, Vikki McPherson GBR 33:49.51; 18, Jayanthi Palaniappan MAS 33:56.72; 19, Barbara Moore NZL 34:38.27; 20, Aura Morales GUA 36:06.02; Martha Ernstsdóttir ISL DNS

Heat 2: 1, Letko 32:26.22; 2, Zhong 32:26.40; 3, Guida 32:26.60; 4, Loroupe 32:26.67; 5, Maki 32:26.89; 6, Meyer 32:28.02; 7, Ribeiro 32:29.21; 8, Tikkanen 32:51.72; 9, Wessel 32:52.06; 10, Ćirić 32:58.38; 11, McKiernan 33:00.38; 12, Karlshøj 33:05.13; 13, Juarez 33:17.94; 14, Berhane Adere ETH 33:20.62; 15, Martha Tenorio ECU 33:50.68; 16, Lesley Morton NZL 33:54.39; 17, Marilu Salazar PER 34:58.62; 18, Gulsara Dadabayeva TJK 39:30.28; 19, Tevdshigmed Enh-Od MGL 40:32.86; Tamara Koba UKR & Ma Ningning CHN DNS

Gothenburg 1995

Final (Aug 9)

1,	Fernanda Ribeiro	POR	31:04.99
2,	Derartu Tulu	ETH	31:08.10

3,	Tegla Loroupe	KEN	31:17.66
4,	Maria Guida	ITA	31:27.82
5,	Elana Meyer	RSA	31:31.96
6,	Liz McColgan	GBR	31:40.14
7,	Alla Zhilyayeva	RUS	31:52.15
8,	Hiromi Suzuki	JPN	31:54.01

9, Annemari Sandell FIN 31:54.29; 10, Kathrin Wessel GER 31:55.04; 11, Liève Slegers BEL 32:10.59; 12, Lynn Jennings USA 32:12.82; 13, Conceição Ferreira POR 32:14.69; 14, Anne Marie Lauck USA 32:22.54; 15, Jill Hunter GBR 32:24.93; 16, Junko Kataoka JPN 32:45.43; 17, Marleen Renders BEL 32:47.46; 18, Gete Wami ETH 32:56.94; Albertina Dias POR & Yvonne Murray GBR DNF

Once she confirmed she would run the 10,000m, Ribeiro was many people's favourite as she had set a world 5000m record of 14:36.45 two weeks earlier. She was the leader of the 20-strong final on a slow first lap (83.02), before Britons Hunter and McColgan took up the pace. McColgan, the 1991 champion, passed 3000m in 9:45.94 (33:13 pace). Meyer then injected some pace with a 2:56.37 fourth kilometre. This spread the field and Ribeiro was the only one to follow closely. Ribeiro moved in front at 5000m (15:46.89). Meyer, Olympic Champion Tulu, Loroupe and Guida followed with McColgan an isolated sixth.

The Italian was dropped at 7km. Meyer was the next to crack. At 9km, Ribeiro led from Tulu and Loroupe. The Portuguese had been leading for 4000m and had run the previous 3000m in 9:16.21. She continued to lead into the final lap. Loroupe was dropped at the bell but Tulu stuck to the Portuguese and looked relaxed. She duly challenged for the lead on the final bend. Ribeiro, though, had saved enough and pulled clear to win.

First round (First 8 & 4 fastest to final) (Aug 6)

Heat 1: 1, Tulu 32:16.71; 2, Murray 32:16.76; 3, Wami 32:17.41; 4, Loroupe 32:17.92; 5, Meyer 32:17.97; 6, Kataoka 32:18.62; 7, Lauck 32:19.57; 8, Slegers 32:21.29; 9, Hunter 32:22.93; 10, Ferreira 32:34.62; 11, Wessel 32:46.51; 12, Dong Zhaoxia CHN 33:18.58; 13, Laurie Henes USA 33:22.92; 14, Marta Tenorio ECU 34:23.76; 15, Nora Rocha MEX 34:23.78; 16, Carol Galea MLT 35:30.84; Klara Kashapova RUS DNF

Heat 2: 1, Ribeiro 32:33.87; 2, McColgan 32:33.89; 3, Jennings 32:33.89; 4, Guida 32:34.28; 5, Dias 32:34.44; 6, Sandell 32:35.05; 7, Suzuki 32:39.92; 8, Renders 32:45.50; 9, Zhilyayeva 32:51.55; 10, Yasuko Kimura JPN 32:54.82; 11, Birhane Adere ETH 33:14.76; 12, Carmen Fuentes ESP 33:16.86; 13, Serap Aktas TUR 34:19.25; 14, Carole Montgomery CAN 34:23.16; 15, Martha Ernstsdóttir ISL 34:29.55; Virginie Gloum CAF 40:07.49; Catherina McKiernan IRL DNS

Athens 1997

Final (Aug 5)

1,	Sally Barsosio	KEN	31:32.92
2,	Fernanda Ribeiro	POR	31:39.15
3,	Masako Chiba	JPN	31:41.93
4,	Berhane Adere	ETH	31:48.95
5,	Ren Xiujian	CHN	31:50.63
6,	Tegla Loroupe	KEN	32:00.93
7,	Yang Siju	CHN	32:01.61
8,	Colleen de Reuck	RSA	32:03.81

9, Silvia Sommaggio ITA 32:16.92; 10, Chiemi Takahashi JPN 32:23.61; 11, Nora Rocha MEX 32:34.58; 12, Julia Vaquero ESP 32:36.91; 13, Annette Peters USA 32:43.38; 14, Chantal Dallenbach FRA 32:51.20; 15, Annemari Sandell FIN 33:00.11; 16, Hiromi Masuda JPN 33:03.14; 17, Elana Meyer RSA 33:05.82; Marleen Renders BEL, Gete Wami ETH & Zahia Dahmani FRA DNF

History was made when, for the first time, a Kenyan woman won a global track title. The distinction fell to Barsosio, who at the 1993 Championships, when reportedly only 15, had become the youngest ever medallist when finishing third in controversial circumstances. This time she dethroned Ribeiro in 31:32.92, which was recognised as a world junior record since her 1993 mark of 31:15.38 was never ratified as no doping test was carried out.

The first half of the race, run in 30°C heat, was slow, with Ribeiro the leader in 16:12.81, but Barsosio, who burst ahead three laps from the end with a 67.9 23rd lap, completed her second 5000m in 15:20.0 with an unstoppable final kilometre of 2:52.35. "Ribeiro has a strong kick and I didn't want to wait for it," she explained.

Several leading lights met with disaster. The 1992 Olympic Champion Tulu was eliminated in the heats, her Ethiopian colleague

Wami (the 1996 world cross country champion) was carried off with a pulled muscle, and Meyer – the Olympic runner-up to Tulu – fell and finished last.

First round (First 8 & 4 fastest to final) (Aug 2)

Heat 1: 1, Rocha 33:07.09; 2, Sandell 33:07.50; 3, Ren 33:08.12; 4, Sommaggio 33:08.19; 5, Lorupe 33:08.20; 6, Takahashi 33:08.26; 7, Dahmani 33:08.68; 8, Meyer 33:09.70; 9, Hrisoula Iakovou GRE 33:14.86; 10, Olivera Jevtić YUG 33:18.42; 11, Derartu Tulu ETH 33:25.99; 12, Gwyn Coogan USA 34:06.34; 13, Yvonne Danson SGP 37:19.51; 14, Esperanza Obono GEQ 45:13.69; Marina Bastos POR DNF; Nyla Carroll NZL DNF

Heat 2: 1, Adere 32:05.29; 2, Ribeiro 32:05.65; 3, Barsosio 32:05.68; 4, Wami 32:05.73; 5, Chiba 32:05.76; 6, Yang 32:06.12; 7, de Reuck 32:09.56; 8, Masuda 32:11.63; 9, Vaquero 32:12.25; 10, Peters 32:14.08; 11, Dallenbach 32:49.40; 12, Renders 33:02.37; 13, Helena Sampaio POR 33:14.85; 14, Adriana Fernández MEX 33:40.09; 15, Kylie Risk AUS 33:56.48; 16, Maysa Matrood IRQ 35:44.93

Seville 1999

Straight Final (Aug 26)

1,	Gete Wami	ETH	30:24.56
2,	Paula Radcliffe	GBR	30:27.13
3,	Tegla Lorupe	KEN	30:32.03
4,	Harumi Hiroyama	JPN	31:26.84
5,	Chiemi Takahashi	JPN	31:27.62
6,	Merima Hashim	ETH	31:32.06
7,	Berhane Adere	ETH	31:32.51
8,	Teresa Recio	ESP	31:43.80

9, Marleen Renders BEL 31:51.21; 10, Olivera Jevtić YUG 31:57.67; 11, Deena Drossin USA 32:11.14; 12, Yuko Kawakami JPN 32:19.02; 13, Restituta Joseph TAN 32:20.26; 14, Maria Abel ESP 32:22.88; 15, Ana Dias POR 32:37.72; 16, Anne Marie Lauck USA 32:57.07; 17, Zheng Guixia CHN 32:59.83; 18, Blandine Bitzner-Ducret FRA 33:06.98; 19, Dong Zhaoxia CHN 33:12.94; 20, Lidiya Vasilevskaya RUS 33:13.21; 21, Maria Luisa Larraga ESP 33:15.98; 22, Zahia Dahmani FRA 33:46.23; 23, Priscilla Mamba SWZ 38:45.18; Fernanda Ribeiro POR; Laghzaoui Asmae MAR; Leah Malot KEN; Alice Timbilli KEN; Annemari Sandell FIN; Helena Sampaio POR & Libbie Hickman USA DNF

That this was probably the greatest ever women's distance race was largely due to the courageous running of Radcliffe. Despite 30°C+ heat she led for most of the way at incredible speed for the conditions, smashed her Commonwealth record by over 13 seconds, and destroyed such brilliant runners as Ribeiro (who dropped out at 6 kilometres) and Lorupe, who was forced to concede early on the last lap. The only problem was that despite Radcliffe's Herculean efforts she could not shake off world 8 kilometres cross country champion Wami, who proceeded to outkick the Briton over the last 200m having not led for a single stride until then. Wami's African and Ethiopian record of 30:24.56 was then the fifth-fastest ever run, while Radcliffe's 30:27.13 ranked 6th and Lorupe's Kenyan record of 30:32.03 7th.

Wami, Ethiopia's first woman to win a world track title, covered the second 5000m in a remarkable 14:59.1. The kilometre splits were 3:11.45, 3:04.99, 3:03.65, 3:02.64, 3:02.51, 2:59.04, 3:03.06, 3:03.30, 2:59.76 and 2:54.16.

Edmonton 2001

Final (Aug 7)

1,	Derartu Tulu	ETH	31:48.81
2,	Berhane Adere	ETH	31:48.85
3,	Gete Wami	ETH	31:49.98
4,	Paula Radcliffe	GBR	31:50.06
5,	Mihaela Botezan	ROU	32:03.46
6,	Lyudmila Petrova	RUS	32:04.94
7,	Asmae Leghzaoui	MAR	32:06.35
8,	Yamna Belkacem	FRA	32:09.21

9, Haruko Okamoto JPN 32:14.56; 10, Lyudmila Biktashyova RUS 32:18.64; 11, Deena Drossin USA 32:18.65; 12, Olivera Jevtić YUG 32:19.44; 13, Mizuki Noguchi JPN 32:19.94; 14, Aster Bacha ETH 32:25.81; 15, Teresa Recio ESP 32:30.56; 16, Hrysostomia Iakovou GRE 32:41.46; 17, Natalya Berkut UKR 32:32.68; 18, Gunhild Halle Haugen NOR 32:33.72; 19, Mari Ozaki JPN 32:39.17; 20, Tina Connelly CAN 33:00.37; 21, Ana Dias POR 33:03.78; 22, Jennifer Rhines USA 33:11.22; 23, Inga Juodeškienė LTU 33:11.60; 24, Maria Paredes ECU 35:44.52

The pace was not quick and halfway was reached with Belkacem in front in 16:28.89. The pack did not begin to dwindle until the 20th lap, and all eyes were on 1999 silver medallist Radcliffe and three Ethiopians – defending champion Wami, Olympic Champion Tulu and the experienced Adere. Radcliffe ran from the front in Seville and Sydney (where she was fourth). In Edmonton she waited until four laps from home to make her bid for victory. She covered the 23rd lap in 68.77 but one lap later – at the bell – the Ethiopian trio all went past her.

Tulu proved to be the best of the Ethiopians, but only just. She and Adere sprinted side by side until the finish, where Tulu was just 0.04 ahead. Meanwhile Radcliffe was battling with Wami for the bronze but she fell 0.08 short of preventing an Ethiopian sweep. Cruelly for the British runner, the scoreboard initially and wrongly showed her and not Wami in third place.

Paris 2003

Straight Final (Aug 23)

1,	Berhane Adere	ETH	30:04.18
2,	Worknesh Kidane	ETH	30:07.15
3,	Sun Yingjie	CHN	30:07.20
4,	Lornah Kiplagat	NED	30:12.53
5,	Alla Zhilyayeva	RUS	30:23.07
6,	Galina Bogomolova	RUS	30:26.20
7,	Xing Huina	CHN	30:31.55 ^{WJR}
8,	Benita Johnson	AUS	30:37.68

9, Ejegayehu Dibaba ETH 31:01.07; 10, Jelena Prokopčuka LAT 31:06.14; 11, Kayoko Fukushi JPN 31:10.57; 12, Deena Drossin USA 31:17.86; 13, Mihaela Botezan ROU 31:28.72; 14, Yoko Shibui JPN 31:42.01; 15, Megumi Tanaka JPN 31:47.00; 16, Lidiya Grigoryeva RUS 31:49.41; 17, Elva Dryer USA 31:59.81; 18, Helena Javornik SLO 32:01.57; 19, Selina Kosgei KEN 32:09.15; 20, Anikó Kálóvics HUN 32:15.96; 21, Sonja Stolic SCG 33:08.87; 22, Natalya Berkut UKR 33:12.84; 23, Yesenia Centeno ESP 33:32.50; Derartu Tulu ETH, Sabrina Mockenhaupt GER & Fernanda Ribeiro POR DNF

It was a pity that European record holder Paula Radcliffe withdrew from the championships feeling unprepared after illness and injury. Yet the woman athlete of 2002 was hardly missed from the greatest ever women's 10,000m race. Right from the start it was quick, the first kilometre reached in 2:59.62. By the second kilometre Sun was ahead. The Chinese was an interesting sight, running with arms dangling at her side except at the end of each lap when she pressed a button on her wristwatch. She produced a 69.6 circuit to 2400m and the field was strung out behind her. She continued to 3000m in 8:59.93 (2:56.52 kilometre), then 4000m in 12:00.16. Only four women stayed in touch: four Ethiopians and Kiplagat, a Kenyan who had recently become a Dutch citizen. Kiplagat took over from Sun as they went through halfway in 15:06.53.

Shortly after 5000m, the 2001 champion Tulu dropped out. She had apparently been suffering from food poisoning. That fifth kilometre had taken 3:06.37 (the slowest of the race). Kiplagat picked up the pace again but could not shake off Adere, Kidane or Sun. Then with 700m left the valiant Sun surged again, covering the penultimate lap in 68.55. She did not drop the other three, but one wondered if anyone would produce a finishing kick after such a harsh pace. The answer "yes" came on the backstraight of the last lap when Adere raced ahead. She won clearly with a new African record, having covered the last 200m in 29.9. Records tumbled in this race which saw the fastest ever times for places 2-16. In seventh place Xing Huina broke the world junior record.

Helsinki 2005

Straight Final (Aug 6)

1,	Tirunesh Dibaba	ETH	30:24.02
2,	Berhane Adere	ETH	30:25.41
3,	Ejegayehu Dibaba	ETH	30:26.00
4,	Xing Huina	CHN	30:27.18
5,	Edith Masai	KEN	30:30.26
6,	Worknesh Kidane	ETH	30:32.47

7,	Sun Yingjie	CHN	30:33.53
8,	Galina Bogomolova	RUS	30:33.75

9, Paula Radcliffe GBR 30:42.75; 10, Irène Kwambai KEN 30:55.80; 11, Kayoko Fukushi JPN 31:03.75; 12, Jelena Prokopčuka LAT 31:04.55; 13, Alla Zhilyayeva RUS 31:17.97; 14, Katie McGregor USA 31:21.20; 15, Kim Smith NZL 31:24.29; 16, Jen Rhines USA 31:26.66; 17, Sabrina Mockenhaupt GER 31:28.21; 18, Hitomi Miyai JPN 31:43.74; 19, Benita Johnson AUS 31:55.15; 20, Yelena Samokhvalova RUS 31:57.85; 21, Hiromi Ominami JPN 32:02.38; 22, Blake Russell USA 32:07.00; 23, Mihaela Botezan ROU 32:28.29; 24, Dulce María Rodríguez MEX 33:04.73; Kathy Butler GBR & Marie Davenport IRL DNF

Radcliffe chose to use the 10,000m as a warm-up for the marathon, and duly led from the gun, passing 5000m in 15:16.29. Masai and Kidane then took over the pacemaking for the next 2000m, before Xing took the helm. The 9000m mark was passed in 27:35.19, and Adere, winner in 2003 and in the top seven since the 1997 championships, led at the bell in 30:25.50. Adere had accelerated a few strides before the bell with only the Dibaba sisters able to go with her. Tirunesh Dibaba flowed past with 210m to go and won regally by 10m after a last lap of 58.4.

✕ Osaka 2007

Straight Final (Aug 25)

1,	Tirunesh Dibaba	ETH	31:55.41
2,	Kara Goucher	USA	32:02.05
3,	Joanne Pavey	GBR	32:03.81
4,	Kim Smith	NZL	32:06.89
5,	Deena Kastor	USA	32:24.58
6,	Ejegayehu Dibaba	ETH	32:30.44
7,	Philes Ongori	KEN	32:30.74
8,	Emily Chebet	KEN	32:31.21

9, Kayoko Fukushi JPN 32:32.85; 10, Nathalie de Vos BEL 32:38.60; 11, Inga Abitova RUS 32:40.39; 12, Katie McGregor USA 32:44.76; 13, Megumi Kinukawa JPN 32:45.19; 14, Akane Wakita JPN 32:48.68; 15, Asmae Leghzaoui MAR 32:51.30; 16, Benita Johnson AUS 32:55.94; 17, Aheza Kiros ETH 33:06.60; 18, Evelynne Wambui KEN 33:17.12; Olga Kravtsova BLR & Mestawet Tufa ETH DNF; Nora Rocha MEX DNS; (2,) Elvan Abeylegesse TUR DQ (ADr10.1) (31:59.40)

Dibaba was the hot favourite to repeat as the champion, but events conspired to put this prediction in jeopardy. The heat (30°C) ensured a slow pace, and halfway was reached in a tortuous 16:29.24. At 6000m, Tufa and Johnson fell while Dibaba very nearly did so, and Dibaba then dropped 40m behind the field, suffering from stomach cramps. After 4 laps she managed to rejoin the field, and reacted when Abeylegesse speeded things up. The Ethiopian-born Turk covered the eighth kilometre in 3:07.62, and accelerated further to 3:02.45 with the ninth. Behind the leading two, Pavey, Smith and Goucher were fighting for third place, with Goucher covering her last 200m in 32.0 to ensure the bronze ahead of Pavey. Up ahead it was Dibaba back to form in the last lap, taking over from Abeylegesse at the bell, and cruising away to win by 30m. This time her last circuit took 60.11, with most of the work done in the penultimate 200m, covered in 29.38.

In August 2015, the Turkish Athletics Federation confirmed that Abeylegesse had failed a re-test of a doping control sample from Osaka 2007. She appealed against the decision, but in March 2017 her guilt was finally established, two years of her results were disqualified, and all those originally finishing below second place in this race were upgraded. Goucher and Pavey finally received their new medals at the London World Championships 10 years later.

Berlin 2009

Straight Final (Aug 15)

1,	Linet Masai*	KEN	30:51.24*
2,	Meselech Melkamu	ETH	30:51.34
3,	Wude Ayalew*	ETH	30:51.95*
4,	Grace Momanyi*	KEN	30:52.25*
5,	Meseret Defar	ETH	30:52.37
6,	Amy Yoder Begley	USA	31:13.78

7,	Yurika Nakamura*	JPN	31:14.39*
8,	Kim Smith	NZL	31:21.42

9, Kayoko Fukushi JPN 31:23.49; 10, Inês Monteiro* POR 31:25.67*; 11, Florence Kiplagat* KEN 31:30.85*; 12, Ana Dulce Félix POR 31:30.90; 13, Shalane Flanagan USA 31:32.19; 14, Ana Dias POR 31:49.91; 15, Katie McGregor USA 32:18.49; 16, Zhang Yingying* CHN 32:33.63*; 17, Liliya Shobukhova RUS 32:42.36; 18, Yukari Sahaku* JPN 33:41.17*; (14,) Kseniya Agafonova* RUS DQ (ADr10.1) (31:43.14*); (11,) Mariya Kononova RUS DQ (ADr10.8) 31:26.94; Elvan Abeylegesse TUR DQ (ADr10.8) (DNF)
* Cut in prematurely from outer stagger at start

Melkamu had run an African record 29:53.80 earlier in the season, but was not favourite, as Defar in her debut at the event had run 29:59.20 in poor conditions five weeks before the championships.

The pace was slow, with halfway reached in 15:45.19. Masai stepped things up sharply with 3000m to go, putting in a 71 second lap followed by circuits of 69.8 and 70.5. This ensured that the leading group of five – three Ethiopians and two Kenyans – were well clear of the field. Momanyi shared the pace with Masai who led at the bell (29:48.10). Defar went into the lead 350m from the finish and continued to lead from Melkamu with 100m to go, with Masai 2m back. Melkamu caught a faltering Defar with 40m left, but it became clear that Masai – despite her earlier efforts – had discovered a sprint finish which was closing in on the Ethiopian paring. The tall Kenyan caught Melkamu on line just as the Ethiopian had raised her arms to celebrate. Meanwhile Defar gave up and was passed by Ayalew and Momanyi.

After the race it registered that nine runners grouped in the outer stagger (asterisked above) – including Masai, Ayalew and Momanyi – may have run around six metres less than the entire race distance because they cut in immediately from the start as cones separating the echelons were not in place as required by then World Athletics rule 162.10. Therefore, while their times and placings will remain the same they are not eligible for statistical purposes.

Daegu 2011

Straight Final (Aug 27)

1,	Vivian Cheruiyot	KEN	30:48.98
2,	Sally Kipyego	KEN	30:50.04
3,	Linet Masai	KEN	30:53.59
4,	Priscah Cherono	KEN	30:56.43
5,	Meselech Melkamu	ETH	30:56.55
6,	Shitaye Eshete	BRN	31:21.57
7,	Shalane Flanagan	USA	31:25.57
8,	Ana Dulce Félix	POR	31:37.03

9, Jen Rhines USA 31:47.59; 10, Jessica Augusto POR 32:06.68; 11, Tigist Kiros ETH 32:11.37; 12, Christelle Daunay FRA 32:22.20; 13, Kara Goucher USA 32:29.58; 14, Hikari Yoshimoto JPN 32:32.22; 15, Kayo Sugihara JPN 32:53.89; 16, Krisztina Papp HUN 32:56.02; 17, Megumi Kinukawa JPN 34:08.37; Meseret Defar ETH DNF

An over-cautious first lap of 79.71 ensured that the race was never going to be fast, and the first 3000m was covered in 9:32.44 with Flanagan leading. From that point the race was fronted by Kenyans, with Masai doing most of the pacemaking. She passed halfway in 15:47.04. With the next 3000m covered in 9:08.23, the pack was reduced to four Kenyans and Melkamu. Defar again flopped in a world 10,000m final. She lost contact in the eighth kilometre and dropped out at 8400m.

Cheruiyot went to the front with 600m left, then kicked at the bell, with only Kibet able to respond. A final 200m of 30.1 saw Cheruiyot win by eight metres from Kipyego. Masai and Cherono came next so Kenya did even better their sweep in that morning's women marathon. All three medals and also fourth place.

Moscow 2013

Straight Final (Aug 11)

1,	Tirunesh Dibaba	ETH	30:43.35
2,	Gladys Cherono	KEN	30:45.17

3,	Belaynesh Oljira	ETH	30:46.98
4,	Emily Chebet	KEN	30:47.02
5,	Hitomi Niiya	JPN	30:56.70
6,	Shitaye Eshete	BRN	31:13.79
7,	Sally Chepyego	KEN	31:22.11
8,	Shalane Flanagan	USA	31:34.83

9, Yeshaneh Ababel ETH 32:02.09; 10, Christelle Daunay FRA 32:04.44; 11, Marisol Romero MEX 32:16.36; 12, Jordan Hasay USA 32:17.93; 13, Dulce Félix POR 32:36.73; 14, Amy Hastings USA 32:51.19; 15, Karolina Jarzyńska POL 32:54.15; 16, Juliet Chekwel UGA 32:57.02; 17, Gulshat Fazlitdinova RUS 33:31.49; Lara Tamsett AUS & Sabrina Mockenhaupt GER DNF

Fastest in the world before Moscow was Meseret Defar, but she opted for the 5000m, while the fastest over that event was Dibaba, who went for the 10,000m, a title she had won twice before and at both the World Championships and Olympic Games.

The 27° heat militated against a fast time, as did history. Not since 1991 had the race been run with a faster first half. Moscow 2013 was no exception, with Flanagan then Niiya the principal leaders. The Japanese led a group of nine ast the photo-cell beam at 5000m in 15:30.38 (15:30.44 by transponder). Niiya kept setting the pace with Dibaba settled in second place. Five laps from the finish, the lead group was down to five, Niiya, two Ethiopians and two Kenyans. At the start of the penultimate homestraight, Dibaba moved into the lead with only Cherono and Oljira able to follow. The imperious Ethiopian steadily built up a margin of more than 10m with her transponder-timed last lap of 59.92 (59.96 on photo-cell). Cherono was a clear second, with Oljira just holding off Chebet for third. The winner joined Valerie Adams, Allyson Felix and Maria Mutola as the only women to have won three individual world championships in a single event. Their record lasted only another 24 hours before Adams won her fourth title in the shot put. This turned out to be the final race for the front-running Niiya, who later announced her retirement because of a persistent foot injury.

Beijing 2015

Straight Final (Aug 24)

1,	Vivian Cheruiyot	KEN	31:41.31
2,	Gelete Burka	ETH	31:41.77
3,	Emily Infeld	USA	31:43.49
4,	Molly Huddle	USA	31:43.58
5,	Sally Kipyego	KEN	31:44.42
6,	Shalane Flanagan	USA	31:46.23
7,	Alemitu Haroye	ETH	31:49.73
8,	Betsy Saina	KEN	31:51.35

9, Belaynesh Oljira ETH 31:53.01; 10, Susan Kuijken NED 31:54.32; 11, Jip Vastenburger NED 32:03.03; 12, Sara Moreira POR 32:06.14; 13, Kasumi Nishihara JPN 32:12.95; 14, Brenda Flores MEX 32:15.26; 15, Kate Avery GBR 32:16.19; 16, Trihas Gebre ESP 32:20.87; 17, Juliet Chekwel UGA 32:20.95; 18, Lanni Marchant CAN 32:22.50; 19, Dulce Félix POR 32:26.07; 20, Yuka Takashima JPN 32:27.79; 21, Almensch Belete BEL 32:47.62; 22, Rei Ohara JPN 32:47.74; 23, Natasha Wodak CAN 32:59.20; 24, Nazret Weldu ERI 35:14.18; Alia Mohamed Saeed UAE DNF

As in the Beijing 5000m (and indeed the Moscow 10,000m), the pace was set by the Japanese, this time Takashima and Ohara. Halfway was reached in 16:11.99 by transponder. The pace was raised marginally over the next 4000m, but with two laps to go there were still nine in contention – three each from Kenya, Ethiopia and the USA. Huddle forced the pace until 300m remained, when Burka and Cheruiyot took over. The Kenyan proved stronger, with a last 100m in 14.5. The Kenyan covered her final 400m in 60.43 compared with Burka's also excellent 61.09. A parallel burn-up for the bronze looked set to be won by Huddle, but she made the mistake of easing up before the line. Infeld nipped past on her inside to snatch third place.

London 2017

Straight Final (Aug 5)

1,	Almaz Ayana	ETH	30:16.32
2,	Tirunesh Dibaba	ETH	31:02.69

3,	Agnes Tirop	KEN	31:03.50
4,	Alice Aprot	KEN	31:11.86
5,	Susan Krumins	NED	31:20.24
6,	Emily Infeld	USA	31:20.45
7,	Irene Cheptai	KEN	31:21.11
8,	Molly Huddle	USA	31:24.78

9, Emily Sisson USA 31:26.36; 10, Ayuko Suzuki JPN 31:27.30; 11, Yasemin Can TUR 31:35.48; 12, Shitaye Eshete BRN 31:38.66; 13, Mercyline Chelangat UGA 31:40.48; 14, Dera Dida ETH 31:51.75; 15, Desi Jisa Mokoni BRN 31:55.34; 16, Natasha Wodak CAN 31:55.47; 17, Darya Maslova KGZ 31:57.23; 18, Sitora Khamidova UZB 31:57.42; 19, Mizuki Matsuda JPN 31:59.54; 20, Rachel Cliff CAN 32:00.03; 21, Beth Potter GBR 32:15.88; 22, Eloise Wellings AUS 32:26.31; 23, Failuna Abdi Matanga TAN 32:29.97; 24, Miyuki Uehara JPN 32:31.58; 25, Salomé Nyirarukundo RWA 32:45.95; 26, Madeline Hills AUS 32:48.57; 27, Charlotte Taylor GBR 32:51.33; 28, Carla Salomé Rocha POR 32:52.71; 29, Margarita Hernández MEX 33:06.53; 30, Camille Buscomb NZL 33:07.53; 31, Carmen Patricia Martínez PAR 33:18.22; Jess Martin GBR & Sarah Lahti SWE DNF

Reigning 5000m champion Ayana had won the Olympic title in an epic world record of 29:17.45. She had not competed so far in 2017 due to an unspecified injury and was regarded as both favourite and an enigma. The race was run at a cautious pace for the first 3600m, averaging 79-80 seconds per lap. Then Ayana made her move and showed she was in Olympic form again. A 68.66 circuit took her clear, with European Champion Can the only runner foolhardy enough to follow. At halfway (15:51.38), Can was 50m in arrears and Ayana had just completed a kilometre in 2:49.18 (28:12 pace). That grew to 250m at 9000m, with Tirop being the closest pursuer. In the most dominant of championship 10,000m performances, Ayana lapped all but four of the field, including the 2015 third and fourth placers Infeld and Huddle. The transponders showed that she'd completed the last half in 14:24.94, faster than her championship record at 5000m. Former champion Dibaba, now a marathoner, outkicked Tirop for the silver.

Interestingly, the biomechanical report showed that Ayana had a difference of up to 20cm between the length of her strides from right to left, meaning that her right to left stride was notably longer than her left to right.

Doha 2019

Straight Final (Sep 28)

1,	Sifan Hassan	NED	30:17.62
2,	Letesenbet Gidey	ETH	30:21.23
3,	Agnes Tirop	KEN	30:25.20
4,	Rosemary Wanjiru	KEN	30:35.75
5,	Hellen Obiri	KEN	30:35.82
6,	Senbere Teferi	ETH	30:44.23
7,	Susan Krumins	NED	31:05.40
8,	Marielle Hall	USA	31:05.71

9, Molly Huddle USA 31:07.24; 10, Emily Sisson USA 31:12.56; 11, Hitomi Niiya JPN 31:12.99; 12, Camille Buscomb NZL 31:13.21; 13, Ellie Pashley AUS 31:18.89; 14, Sinead Diver AUS 31:25.49; 15, Steph Twell GBR 31:44.79; 16, Stella Chesang UGA 32:15.20; 17, Natasha Wodak CAN 32:31.19; 18, Rachael Chebet UGA 32:41.93; 19, Minami Yamanouchi JPN 32:53.46; 20, Juliet Chekwel UGA 33:28.18; Netsanet Gudeta ETH DNF; Alina Reh GER DNF

Reh was the early leader, then Wanjiru quickened the tempo with a 3:01.14 fourth kilometre. World mile record holder Hassan and Ethiopian Trials winner Gidey, the two favourites, moved through the field to maintain contact. Tirop led at halfway (15:32.68 cell), and by 6000m the leading group was down to six: three Kenyans, two Ethiopians and the Ethiopian-born Hassan. They were all together with four laps to go. Then, to loud support from an Ethiopian contingent on the backstraight, the elegant Gidey surged with a 64.91 lap. Tirop and Obiri fought to stay in touch while Hassan settled in fourth place. After a 65.33 lap to 9200m it was Gidey 5m up on Hassan and Tirop. The Dutchwoman gradually caught Gidey to lead at the bell then built up winning a margin of 25m on the last lap. It was completed in 61.49 (cell), despite Hassan needlessly looking back at her rival 11 times. Transponder data showed that the winner had completed her two halves of the race in 15:33.82 and 14:43.80, but the most impressive split revealed was that of her final 1500m. She went through 8500m in 26:18.53, meaning her last 3/4 laps took just 3:59.09, a time of high

world class for that distance alone. Her final four laps were 65.72, 64.95, 64.99, and 61.49. Such finishing speed was previously unthinkable for a woman. Gidey's 4:03.68 was also remarkable.

Ayana, the runaway winner in Rio 2016 and London 2017, was entered but did not start. She underwent surgery on both knees in July 2018 and completed only one race in 2019, an 8:57.16 3000m.

10,000 METRES

Multiple Medallists:

4	Tirunesh Dibaba	ETH	05-1, 07-1, 13-1, 17-2
3	Berhane Adere	ETH	01-2, 03-1, 05-2
2	Zhong Huandi	CHN	91-2, 93-2
	Sally Barsosio	KEN	93-3, 97-1
	Tegla Loroupe	KEN	95-3, 99-3
	Fernanda Ribeiro	POR	95-1, 97-2
	Derartu Tulu	ETH	95-2, 01-1
	Gete Wami	ETH	99-1, 01-3
	Linet Masai	KEN	09-1, 11-3
	Vivian Cheruiyot	KEN	11-1, 15-1
	Agnes Tirop	KEN	17-3, 19-3

Most Finals/Placings in Top Eight:

5	Adere	97-4, 99-7, 01-2, 03-1, 05-2
---	-------	------------------------------

Most Appearances:

7	Adere	93-14h2, 95-11h2, 97-4, 99-7, 01-2, 03-1, 05-2
---	-------	--

National Placings:

	1	2	3	4	5	6	7	8	Points
ETH	7	8	4	1	2	4	2	1	166
KEN	4	2	6	6	3	1	3	2	135
CHN	1	2	2	1	1	-	3	1	50
USA	-	1	1	1	3	4	1	4	48
GBR	1	1	1	1	1	1	-	-	33
POR	1	1	-	-	-	1	2	1	23
JPN	-	-	1	1	2	-	1	1	22
NED	1	-	-	1	1	-	1	-	19
GER	-	-	1	1	-	1	-	-	14
RUS	-	-	-	-	1	2	1	1	13
URS	-	1	-	1	-	-	-	-	12
NOR	1	-	-	-	-	-	1	-	10
NZL	-	-	-	1	-	-	-	1	6
BRN	-	-	-	-	-	2	-	-	6
ITA	-	-	-	1	-	-	-	-	5
RSA	-	-	-	-	1	-	-	1	5
ROU	-	-	-	-	1	-	-	-	4
MAR	-	-	-	-	-	-	1	-	2
AUS	-	-	-	-	-	-	-	1	1
ESP	-	-	-	-	-	-	-	1	1
FRA	-	-	-	-	-	-	-	1	1
Totals	16	16	16	16	16	16	16	16	576

Marathon

Helsinki 1983

(Aug 7)

1,	Grete Waitz	NOR	2:28:09
2,	Marianne Dickerson	USA	2:31:09
3,	Raisa Smekhnova	URS	2:31:13
4,	Rosa Mota	POR	2:31:50
5,	Jacqueline Gareau	CAN	2:32:35
6,	Laura Fogli	ITA	2:33:31
7,	Regina Joyce	IRL	2:33:52
8,	Tuija Toivonen	FIN	2:34:14
9,	Joyce Smith	GBR	2:34:27
10,	Lutsiya Belyayeva	URS	2:34:44
11,	Rita Marchisio	ITA	2:35:08
12,	Debbie Eide	USA	2:36:17
13,	Carey May	IRL	2:36:28
14,	Glenys Quick	NZL	2:37:14
15,	Monika Lövenich	FRG	2:39:19
16,	Marja Vartiainen	FIN	2:39:22
17,	Carla Beurskens	NED	2:39:25
18,	Karolina Szabó	HUN	2:40:23
19,	Christa Vahlensieck	FRG	2:40:43
20,	Magda Ilands	BEL	2:40:52
21,	Cindy Hamilton	CAN	2:41:27
22,	Kathryn Binns	GBR	2:42:12
23,	Zoya Ivanova	URS	2:43:27
24,	Ngairé Drake	NZL	2:43:51
25,	Jill Colwell	AUS	2:45:07
26,	Jackie Turney	AUS	2:45:43
27,	Sinikka Kiiippa	FIN	2:46:10
28,	Dorothy Goertzen	CAN	2:46:38
29,	Kersti Jacobsen	DEN	2:46:48
30,	Ilona Zsilak	HUN	2:46:48
31,	Mieko Tajima	JPN	2:47:10
32,	Tuulikki Räisänen	SWE	2:47:29
33,	Jarmila Urbanová	TCH	2:48:28
34,	Mary O'Connor	NZL	2:48:44
35,	Yuko Gordon	HKG	2:48:51
36,	Zehava Shmueli	ISR	2:49:07
37,	Mette Holm-Hansen	DEN	2:49:32
38,	Lone Dybdahl	DEN	2:49:43
39,	Megan Sloane	AUS	2:51:11
40,	Elizabeth Oberli-Schuh	VEN	2:51:30
41,	Evy Palm	SWE	2:51:49
42,	Heidi		

Jacobsen NOR 2:52:51; 43, Midde Hamrin SWE 2:52:53; 44, Deirdre Nagle IRL 2:53:07; 45, Iciar Martínez ESP 2:53:24; 46, Rita Borralho POR 2:53:41; 47, Oddrun Hovsengen NOR 2:54:04; 48, Maria-Luisa Ronquillo MEX 2:56:33; 49, Rumiko Kaneko JPN 2:58:53; 50, Son Yong-Hi PRK 2:59:10; 51, Kim Myong-Suk PRK 3:12:41

Did not finish: Julie Brown USA, Kao Yueh-Mei TPE, Wu Jinmei CHN, Jayamani Kandasamy SGP, Chantal Langlace FRA, Charlotte Teske FRG, Yupin McConnell THA & Alba Milana ITA

Did not start: Marie Deurbroek BEL, Glynis Penny GBR, Ng Lai-Chu HKG & Amy Cesaretti SMR

There were few more popular winners in Helsinki than the first of the week's gold medallists, Waitz. The four times New York marathon winner showed her experience by ignoring the break of Regina Joyce at 17km. In very hot conditions, the Irishwoman built up a lead of 30 seconds from Brown, Smekhnova and Waitz at 20km.

The chasers, led by Waitz, closed thereafter and the Norwegian took over at around 33km. A sub-17:00 5km section gave Waitz a 25-second lead from Smekhnova at 35km. At this point, Brown was third before being forced to drop out with a sore achilles. Meanwhile, Waitz speeded up. She clocked 16:22 for the 5km section up to 40km and entered the stadium three minutes clear. On finishing, she was immediately necklaced with a massive laurel wreath which she later placed carefully on the side of the track before starting a victory lap.

Smekhnova came into the stadium in second place, but was passed by Dickerson. European Champion Mota took fourth while fifth place went to Gareau, who ran an extra 120m round the track before realising she had already finished the race. "It was the first time I've run a tactical race," said the winner, "and I liked it."

Rome 1987

(Aug 29)

1,	Rosa Mota	POR	2:25:17
2,	Zoya Ivanova	URS	2:32:38
3,	Jocelyne Villeton	FRA	2:32:53
4,	Bente Moe	NOR	2:33:21
5,	Yelena Tsukhlo	URS	2:33:55
6,	Yekaterina Khramenkova	URS	2:34:23
7,	Nancy Ditz	USA	2:34:54
8,	Sinikka Keskitalo	FIN	2:35:16
9,	Karolina Szabó	HUN	2:36:18
10,	Miyuki Yamashita	JPN	2:36:55
11,	Angie Pain	GBR	2:38:12
12,	Antonella Bizoli	ITA	2:38:52
13,	Mercedes Calleja	ESP	2:38:58
14,	Uta Pippig	GDR	2:39:30
15,	Agnès Pardaens	BEL	2:39:52
16,	Odette Lapiere	CAN	2:40:20
17,	Paula Fudge	GBR	2:42:42
18,	Genovéva Eichemann	SUI	2:43:07
19,	Maria Luisa Irizar	ESP	2:43:54
20,	Emma Scaunich	ITA	2:44:32
21,	Evy Palm	SWE	2:44:41
22,	Véronique Marot	GBR	2:45:02
23,	Gabriela Wolf	FRG	2:45:13
24,	Christine Kennedy	IRL	2:45:47
25,	Hazel Stewart	NZL	2:48:41
26,	Eriko Asai	JPN	2:48:44
27,	Marcianne Mukamurenzi	RWA	2:49:38
28,	Rita Borralho	POR	2:52:26
29,	Dorothy Goertzen	CAN	2:53:11
30,	Lia Melis	ARU	2:59:51
31,	Gina Coello	HON	3:01:53
32,	Maria del Pilar Menendes	GUA	3:16:20
33,	Julie Ogbourn	GUM	3:30:56

Did not finish: Cathy Twomey USA, Lisa Martin AUS, Renata Kokowska POL, Susan Stone CAN, Angelica de Almeida BRA, Kim Rosenquist USA, Maria Lelut FRA, Monika Schäfer FRG & Rita Marchisio ITA

The two-time European Champion Rota Mota ran perhaps her greatest ever race. In hot conditions (23°C, 73% humidity) and on a difficult course, the 29 year-old Portuguese clocked the second-fastest ever time for a women-only race.

Mota led as the runners left the stadium and continued to pull away. At 15k she was more than one minute up on the pack. She passed halfway in 71:54. Ivanova led the chasing pack at this point and held on for the silver medal, more than seven minutes behind Mota.

Tokyo 1991

(Aug 25)

1,	Wanda Panfil	POL	2:29:53
2,	Sachiko Yamashita	JPN	2:29:57
3,	Katrin Dörre	GER	2:30:10
4,	Yuko Arimori	JPN	2:31:08

5,	María Rebelo	FRA	2:32:05
6,	Kamila Gradus	POL	2:32:09
7,	Manuela Machado	POR	2:32:33
8,	Ramilya Burangulova	URS	2:33:00

9, Iris Biba GER 2:33:48; 10, Sally Ellis GBR 2:35:09; 11, Sally Eastall GBR 2:36:16; 12, Kumi Araki JPN 2:38:27; 13, Joy Smith USA 2:39:16; 14, María Trujillo USA 2:39:28; 15, Fabiola Oppliger COL 2:41:51; 16, Sissel Grottenberg NOR 2:43:11; 17, Franziska Moser SUI 2:44:07; 18, Pascaline Wangui KEN 2:45:22; 19, Ena Guevara PER 2:48:53; 20, Françoise Bonnet FRA 2:48:57; 21, Lia Melis ARU 2:58:18; 22, Mandy Lo HKG 2:59:39; 23, Gina Coello HON 2:59:54; 24, Graciela Caizabanda ECU 3:00:03

Did not finish: Dorthe S. Rasmussen DEN, Ludmila Melicherová TCH, Véronique Marot GBR, Laura Fogli ITA, Anna Villani ITA, Tatyana Zuyeva URS, Isabel Canto GUA, Marcia Narloch BRA, Aurora Cunha POR, Sandra Natal DOM, Rosa Mota POR, Chen Qingmei CHN, Valentina Yegorova URS, Joke Kleyweg NED & Gordon Bloch USA

Rosa Mota's great winning sequence in championship marathons came to an end when she fell back from the leaders at 24km and dropped out at 26km with abdominal pains. The Portuguese had been one of 10 women clear by halfway, led by Gradus (74:49). At 25km the leading group had shrunk to six with Dörre leading from another Pole, Panfil. After another 10km, these two had dropped all but Yamashita. The Japanese tried to break away at 40km, but she could not shake off Panfil, who took a winning lead in the final 1200m.

Yamashita held on for second to win her country's first ever World Championship medal.

Stuttgart 1993

(Aug 15)

1,	Junko Asari	JPN	2:30:03
2,	Manuela Machado	POR	2:30:54
3,	Tomoe Abe	JPN	2:31:01
4,	Ramilya Burangulova	RUS	2:33:03
5,	Madina Biktagirova	BLR	2:34:36
6,	Katrin Dörre	GER	2:35:20
7,	Frith van der Merwe	RSA	2:35:56
8,	Kim Jones	USA	2:36:33

9, Kamila Gradus POL 2:36:48; 10, Farida Sultanova RUS 2:37:59; 11, Akemi Matsuno JPN 2:38:04; 12, María Rebelo FRA 2:38:33; 13, Anna Rybicka POL 2:39:44; 14, Marion Sutton GBR 2:39:45; 15, Judit Nagy HUN 2:41:06; 16, Karen Macleod GBR 2:41:46; 17, Ana Isabel Alonso ESP 2:42:53; 18, Ritva Lemettinen FIN 2:45:05; 19, Jane Weizel USA 2:46:08; 20, Elena Javornik SLO 2:51:06; 21, Emperatriz Wilson CUB 2:54:11; 22, Su Tzu-Ning TPE 2:58:37; 23, Winnie Ng Lai Chu HKG 2:58:41

Did not finish: Danuta Bartoszek CAN, Gabrielle O'Rourke NZL, Anne Van Schuppen NED, Claudia Metzner GER, Birgit Jerschabek GER, Bettina Sabatini ITA, Rosanna Munerotto ITA, Rkia Maraoui MAR & Ma Liyan CHN

Did not start: Sally Eastall GBR

One day before China made such an impression on the Stuttgart World Championships, Japan had already shown the strength of Asian women distance runners by taking marathon gold and bronze.

After the USA's Kim Jones had led at halfway in 74:39, Machado made her bid, opening up a gap of 30m on Asari and Abe. The Portuguese continued to lead until 36km, when Asari moved ahead. The Japanese drew clear to win comfortably. She entered the stadium with her sunglasses clipped to her running shorts.

The gallant Machado took the silver ahead of Abe. The two Japanese waited for their teammate Matsuno (11th) to finish before starting their victory lap.

Gothenburg 1995

(Aug 5) (Race was 400m short of marathon distance)

1,	Manuela Machado	POR	2:25:39
2,	Anuța Cătună	ROU	2:26:25
3,	Ornella Ferrara	ITA	2:30:11
4,	Małgorzata Sobanska	POL	2:31:10
5,	Ritva Lemettinen	FIN	2:31:19
6,	Monica Pont	ESP	2:31:53
7,	Linda Somers	USA	2:32:12
8,	Sonja Krolik	GER	2:32:17

9,	Sachiyo Seiyama	JPN	2:33:07
10,	Lidia Șimon	ROU	2:33:18
11,	Miki Igarashi	JPN	2:34:34
12,	Yukari Komatsu	JPN	2:35:33
13,	Kirsi Rauta	FIN	2:35:39
14,	Jane Salumäe	EST	2:35:53
15,	Kerryn McCann	AUS	2:36:29
16,	Kimberly Jones	USA	2:37:06
17,	Ingmarie Nilsson	SWE	2:37:17
18,	Susan Mahony	AUS	2:37:38
19,	Fatuma Roba	ETH	2:39:27
20,	Nelly Glauser	SUI	2:40:42
21,	María Luisa Muñoz	ESP	2:41:37
22,	Trudi Thomson	GBR	2:41:42
23,	Judit Nagy	HUN	2:42:03
24,	Larisa Zyusko	RUS	2:42:12
25,	Cathy Shum	IRL	2:43:20
26,	Nurten Taşdemir	TUR	2:44:36
27,	Aura Buia	ROU	2:45:13
28,	Alison Rose	GBR	2:45:52
29,	Nyla Carroll	NZL	2:50:25
30,	Winnie Ng Lai Chu	HKG	3:01:08
31,	Isabel Tum GUA	3:02:02	
32,	Gilda Méndez	PAN	3:05:00

Did not finish: Dorthe Rasmussen DEN, Birgit Jerschabek GER, Nadia Prasad FRA, Carole Rouillard CAN, Guadalupe Loma MEX, Angelina Kanana KEN, Anita Haakenstad NOR, Rocio Rios ESP, Nadezhda Ilyina RUS, Marina Belyayeva RUS & Elaine Van Blunk USA

Did not start: Janet Mayal BRA

The first of the Gothenburg titles was won in impressive style by the European Champion Machado, who ran brilliantly when the temperature was 24°C in the shade. Machado and World Cup winner Cătună were among the leading group of eight at around 15km. The pair started to draw clear at 18km and by 25km had opened up a 90-second lead. At 30km, Machado broke clear decisively.

The winning time of 2:25:39 was impressive in the conditions. However, late in the evening it was revealed that the race was short by 400m. "The runners were supposed to run four laps before leaving the stadium but instead ran three," explained Competition Director Carl-Gustav Tollemar. "This means they only ran 41,795m in total. I deeply regret this unfortunate mistake which will not affect the final placings." This error was not noticed until after the end of the race.

The woman to suffer most from the mistake was Sobanska, who eased off after thinking she had started too quickly. She finished strongly in fourth place and felt she might otherwise have had a chance to catch Ferrara.

"I never doubted myself," said Machado, who ran the second half of the race in 72:57. "I knew all along that I would win. When I woke up I felt perfect and my confidence only got better." With an extra 400m her time would have been in the region of 2:27:00 compared with her personal best of 2:27:42.

Athens 1997

(Aug 9)

1,	Hiroshi Suzuki	JPN	2:29:48
2,	Manuela Machado	POR	2:31:12
3,	Lidia Șimon	ROU	2:31:55
4,	Takako Tobise	JPN	2:32:18
5,	Ornella Ferrara	ITA	2:33:10
6,	Iris Biba	GER	2:34:06
7,	Sonja Oberem	GER	2:35:28
8,	Franziska Rochat-Moser	SUI	2:36:16

9, Yelena Razdrogina RUS 2:36:37; 10, Nobuko Fujimura JPN 2:36:51; 11, Anuța Cătună ROU 2:38:38; 12, Maria Polizou GRE 2:39:10; 13, Franca Fiacconi ITA 2:39:53; 14, Christine Mallo FRA 2:40:55; 15, Efenesh Alemu ETH 2:41:00; 16, Grete Kirkeberg NOR 2:41:05; 17, Maryse Le Gallo FRA 2:41:08; 18, Aurica Buia ROU 2:41:45; 19, Mariko Hara JPN 2:42:00; 20, Heather Turland AUS 2:42:12; 21, Rocio Rios ESP 2:42:18; 22, Judit Földingné-Nagy HUN 2:42:21; 23, Angharad Mair GBR 2:42:31; 24, Laura Fogli ITA 2:43:28; 25, Cheryl Collins USA 2:43:42; 26, Olga Yudenkova BLR 2:43:47; 27, Anna Villani ITA 2:43:58; 28, Sally Goldsmith GBR 2:44:20; 29, Tomoe Abe JPN 2:45:19; 30, Nuta Olaru ROU 2:47:12; 31, Yelena Vinnitskaya BLR 2:47:57; 32, Manuela Veith GER 2:48:45; 33, Aslefach Assefa ETH 2:48:54; 34, Evelyne Mura FRA 2:48:57; 35, Danielle Sanderson GBR 2:49:03; 36, Julia Kirtland USA 2:49:43; 37, Anfisa Kosachova RUS 2:50:29; 38, Grace de Oliveira RSA 2:50:36; 39, Gaëlle Houitte FRA 2:50:38; 40, Jeanne Peterson USA 2:51:59; 41, Irina Timofeyeva RUS 2:53:01; 42, Panayiota Nikolakopoulou GRE 2:54:03; 43, Lo Ma-Yi HKG 2:54:59; 44, Alemitu Bekele ETH 2:55:06; 45, Yeoryia Ambatzidou GRE 2:56:58; 46, Marisol Vargas MEX 2:58:22; 47, Carolyn Hunter-Rowe GBR 3:01:01; 48, May Allison CAN 3:01:26; 49, Danuta Bartoszek CAN 3:01:30; 50, Rita Toto RSA 3:04:05; 51, Rosa Salinas MEX 3:12:55; 52, Gina Coello HON 3:17:33; 53, Alexandra DeSnoo ARU 3:22:08; 54, Guylsara Dadabayeva TJK 3:30:45

Did not finish: Nicole Carroll AUS, Galina Baruk BLR, Yelena Mazovka BLR, Flor Venegas CHI, Jane Salumäe EST, Gadisay Edato ETH, Fatuma Roba ETH, Josette Colomb-Janin FRA, Birgit Jerschabek GER, Paraskevi Kastiriti GRE, Hrisoula Souma GRE, Sonia Maccioni ITA, Angelina Pittso LES, Lucia Rendón MEX, María Elena Reyna MEX, Anita Håkenstad NOR, Rosa Oliveira POR, Alina Tecuta ROU, Alina Ivanova RUS, Mary Alico USA & Patty Valadka USA

The race was expected to be a duel between defending champion Machado and Olympic gold medallist Roba but the Ethiopian, leader at halfway in 1:15:42, was reduced by injury to a walk shortly afterwards and failed to finish. The Portuguese had to settle for a distant second place, the outstanding winner being Japanese 10,000m record holder Suzuki, who was contesting only her third marathon after having placed second both in Osaka in 1996 (2:26:27) and in Nagoya earlier in 1997 (2:29:36). She broke away in the 28th kilometre and despite the hot weather and a tough course she covered the first half in 1:15:46 and the second in 1:14:02 to win by some 400m and lead Japan to World Cup team victory. Although violently sick during the race, Şimon moved into third place at 39km.

World Marathon Cup (5 to run, 3 to score)

1, Japan	7:38:57
2, Romania	7:52:18
3, Italy	7:56:31
4, Germany	7:58:19
5, France	8:11:00
6, Great Britain & NI	8:15:54
7, Russia	8:20:07
8, Ethiopia	8:25:00
9, United States	8:25:54
10, Greece	8:30:11

Seville 1999

(Aug 29)

1, Jong Song-ok	PRK	2:26:59
2, Ari Ichihashi	JPN	2:27:02
3, Lidia Şimon	ROU	2:27:41
4, Fatuma Roba	ETH	2:28:04
5, Elnesh Alemu	ETH	2:28:52
6, Sonja Oberem	GER	2:28:55
7, Manuela Machado	POR	2:29:11
8, Kayoko Obata	JPN	2:29:11
9, Claudia Dreher	GER	2:29:22
10, Kim Chang-Ok	PRK	2:29:26
11, Esther Wanjiru	KEN	2:29:36
12, Sun Yingjie	CHN	2:30:12
13, Florina Pana	ROU	2:30:28
14, Firiya Zhdanova	RUS	2:30:45
15, Ana Isabel Alonso	ESP	2:31:38
16, Junko Asari	JPN	2:31:39
17, Mayumi Ichikawa	JPN	2:32:01
18, Marie Söderström-Lundberg	SWE	2:35:25
19, Constantina Diţă	ROU	2:36:28
20, Silvana Trampuz	AUS	2:36:49
21, Mónica Pont	ESP	2:36:57
22, Manuela Veith	GER	2:37:24
23, Kerryn McCann	AUS	2:38:31
24, Anke Laws	GER	2:38:57
25, Alina Gherasim	ROU	2:39:29
26, Gadişse Edeto	ETH	2:40:03
27, Elizabeth Mongudhi	NAM	2:40:07
28, Angelines Rodríguez	ESP	2:40:10
29, Zinaida Semyonova	RUS	2:41:33
30, Jane Salumäe	EST	2:41:50
31, Fátima Silva	POR	2:42:55
32, Marie Boyd	USA	2:44:16
33, Maria Luisa Muñoz	ESP	2:45:00
34, Lete Yesus Berehe	ETH	2:45:28
35, Maria Trujillo	USA	2:46:36
36, Mary Lynn Currier	USA	2:48:05
37, Mimi Corcoran	USA	2:49:21
38, Cindy Keeler	USA	2:53:04
39, Sarah Mahlangu	RSA	2:54:12
40, Anna Markelova	TKM	2:58:04
41, Gina Coello	HON	2:58:11
42, Guylsara Dadabayeva	TJK	3:23:01

Did not finish: Nicole Carroll AUS, Heather Turland AUS, Abeba Tola ETH, Christine Mallo FRA, Maria Polizou GRE, Anuţa Cătună ROU, Elizabeth McCaul RSA, Yelena Gundelakh RUS & Irina Timofeyeva RUS

Did not start: Naoko Takahashi

She never ran another marathon but by becoming the first North Korean to capture any world title Jong Song-ok created history in Seville. With a best time of 2:29:54 from 1996 she was not even the PRK's no. 1 in Seville, for Kim Chang-ok had run 2:27:02. Despite the temperature rising from 24°C at the 9.05 am start to 32° by the finish, she clocked the startling national record time of 2:26:59 and won the closest World Championships marathon yet. With Naoko Takahashi out with a hip injury (on the morning of the race), Japanese hopes were pinned mainly on 1993 champion Asari but it was 21 year-old Ichihashi, whose previous best was 2:28:29, who fought it out for the gold, losing by just 3 seconds.

A pack of 15 reached halfway in 1:14:30 but after 2 hours of running only Ichihashi, Şimon and Jong were able to stay with the Olympic Champion, Roba. Soon afterwards Roba burst away and it looked all over but with 4 kilometres to go she was caught by the two Asians, who battled to the finish, and was later overtaken also by Şimon. The second half was completed by the winner in 1:12:29, amazing running in the conditions. Japan comfortably won the World Cup team contest held in conjunction.

World Marathon Cup (5 to run, 3 to score)

1, Japan	7:27:52
2, Romania	7:34:37
3, Germany	7:35:41
4, Ethiopia	7:36:59
5, Spain	7:48:45
6, United States	8:18:57

Edmonton 2001

(Aug 12)

1, Lidia Şimon	ROU	2:26:01
2, Reiko Tosa	JPN	2:26:06
3, Svetlana Zakharova	RUS	2:26:18
4, Yoko Shibui	JPN	2:26:33
5, Sonja Oberem	GER	2:28:17
6, Florence Barsosio	KEN	2:28:36
7, Shitaye Gemechu	ETH	2:28:40
8, Lyubov Morgunova	RUS	2:28:54
9, Kazumi Matsuo	JPN	2:29:57
10, Constantina Diţă	ROU	2:30:38
11, Irina Timofeyeva	RUS	2:30:58
12, Firiya Sultanova-Zhdanova	RUS	2:30:58
13, Fatuma Roba	ETH	2:31:10
14, Ornella Ferrara	ITA	2:32:45
15, Nuta Olaru	ROU	2:33:05
16, Yun Sun-Sook	KOR	2:33:09
17, Bruna Genovese	ITA	2:33:13
18, Marleen Renders	BEL	2:33:25
19, Meseret Kotu	ETH	2:33:43
20, Rosaria Console	ITA	2:34:11
21, Tiziana Alagia	ITA	2:34:45
22, Rie Matsuoka	JPN	2:34:45
23, Melanie Kraus	GER	2:34:51
24, Marie Söderström-Lundberg	SWE	2:35:00
25, María Abel	ESP	2:35:09
26, Sara Ferrari	ITA	2:36:07
27, Maria Luisa Lárraga	ESP	2:36:20
28, Marta Fernández	ESP	2:37:09
29, Griselda González	ESP	2:37:52
30, Alina Gherasim	ROU	2:38:19
31, Tadelech Birra	ETH	2:39:10
32, Jill Gaitenby	USA	2:39:20
33, Tina Connelly	CAN	2:40:16
34, Sandy Jacobson	CAN	2:40:24
35, Eva Sanz	ESP	2:41:16
36, Elizabeth Mongudhi	NAM	2:42:23
37, Takami Ominami	JPN	2:42:25
38, Isabelle Ledroit	CAN	2:43:30
39, Teresa Duffy	IRL	2:43:33
40, Susan Michelsson	AUS	2:46:14
41, Michelle Simonaitis	USA	2:46:20
42, Rosa Gutierrez	USA	2:49:08
43, Danuta Bartoszek	CAN	2:50:06
44, Tania Jones	CAN	2:50:46
45, Rachel Cook	USA	2:53:21
46, Guylsara Dadabayeva	TJK	2:54:12
47, Alexa Babakhanian	ARM	2:56:57
48, Magda Milady Castillo	HON	2:57:17
49, Margarita Conde	GUA	3:03:03
50, Angelina Cornelio	GUA	3:12:21
51, Herlinda Xol	GUA	3:14:29
52, Lindiwe Maziya	SWZ	3:23:19

Did not finish: Elnesh Alemu ETH, Zahia Dahmani FRA, Katrin Wessel GER, Cristina Pomacu ROU, Jennifer Tonkin USA & Irina Matrosova UZB

One of the most bemedalled women in World Championship marathoning and half-marathoning, Lidia Şimon, finally won a gold medal on the last morning of action in Edmonton. It was another Romanian, Diţă, who dominated the first half of the race which she covered in 72:17 to lead by almost two minutes. She was caught by a qualitative chasing pack after 32km and soon Tosa was forcing the pace with only Şimon, Shibui and Zakharova able to follow.

By 40km, the race was down to Tosa and Şimon. It looked as if the two might enter the stadium together before Şimon surged ahead on the final approach. She ran her halves of the race in 74:08 and 71:53. Zakharova outran Shibui for the bronze. In fifth place, Sonja Oberem maintained her gradual progression at these championships. She had been eighth in 1995, seventh in 1997 and sixth in 1999!

World Marathon Cup (5 to run, 3 to score)

1, Japan	7:22:36
2, Russia	7:26:00
3, Romania	7:29:44
4, Ethiopia	7:33:33
5, Italy	7:40:09
6, Spain	7:48:38
7, Canada	8:04:10
8, United States	8:14:48
9, Guatemala	9:29:53

Paris 2003

(Aug 31)

1, Catherine Ndereba	KEN	2:23:55
2, Mizuki Noguchi	JPN	2:24:14

3,	Masako Chiba	JPN	2:25:09
4,	Naoko Sakamoto	JPN	2:25:25
5,	Bong-sil Ham	PRK	2:25:31
6,	Elfenesh Alemu	ETH	2:26:29
7,	Joyce Chepchumba	KEN	2:26:33
8,	Olivera Jevtić	SCG	2:26:49

9, Svetlana Zakharova RUS 2:26:53; 10, Shitaye Gemechu ETH 2:27:26; 11, Nuta Oлару ROU 2:28:24; 12, Zhang Shujing CHN 2:29:24; 13, Beatriz Ros ESP 2:29:25; 14, Li Helan CHN 2:29:46; 15, María Abel ESP 2:30:15; 16, Lena Gavelin SWE 2:30:39; 17, Stine Larsen NOR 2:30:44; 18, Luminita Talpos ROU 2:30:49; 19, Asha Gigi ETH 2:31:01; 20, Ulrike Maisch GER 2:31:21; 21, Rakiya Maraoui FRA 2:31:23; 22, Viktoriya Klimina RUS 2:31:45; 23, Annetette Jensen DEN 2:31:55; 24, Ri Kum-Sil PRK 2:32:08; 25, Larisa Zyusko RUS 2:32:26; 26, Marie Söderström-Lundberg SWE 2:32:27; 27, Takami Ominami JPN 2:32:31; 28, Sandy Jacobson CAN 2:33:51; 29, Kim Jong-Sun PRK 2:34:12; 30, Meseret Kotu ETH 2:34:19; 31, Teresa Pulido ESP 2:34:37; 32, Simona Staicu HUN 2:34:51; 33, Jill Gaitenby USA 2:34:54; 34, Fatima Yvelain FRA 2:36:20; 35, Kenza Wahbi MAR 2:36:29; 36, Jin Li CHN 2:37:10; 37, Linda Somers Smith USA 2:37:14; 38, Svetlana Demidenko RUS 2:37:19; 39, Jo Lodge GBR 2:37:56; 40, Irina Timofeyeva RUS 2:38:06; 41, Lucilla Andreucci ITA 2:38:22; 42, Gloria Marconi ITA 2:38:26; 43, Giovanna Volpato ITA 2:38:38; 44, Nadia Ejjafini BRN 2:38:39; 45, Aurica Buia ROU 2:39:04; 46, Worknesh Tola ETH 2:39:25; 47, Jane Salumäe EST 2:39:36; 48, Zahia Dahmani FRA 2:40:34; 49, Banuelia Mrashani TAN 2:40:45; 50, Fátima Silva POR 2:40:59; 51, Mihaela Botezan ROU 2:41:13; 52, Hanan Fahroun MAR 2:42:56; 53, Choi Kyung-hee KOR 2:43:38; 54, Hafida Gadi FRA 2:45:53; 55, Tamara Lave USA 2:46:22; 56, Yong Ok Jong PRK 2:50:21; 57, Epiphanie Nyirabarama RWA 2:54:16; 58, Simona Viola ITA 2:54:27; 59, Kelly Keane USA 2:55:26; 60, Sophie Gardon PYF 3:00:53; 61, Priscilla Mamba SWZ 3:18:35; 62, Sonia Lopes CPV 3:21:59

Did not finish: Fatima Hajjami FRA, Rie Matsuoka JPN, Rosaria Console ITA, Beatrice Omwanza KEN, Constantina Tomescu-Diță ROU & Sylvia Mosqueda USA

Ndereba had run 14 successive marathons at 2:28:02 or quicker including a world best of 2:18:47 in 2001. Paris was her first championship marathon and she ran with caution in the first half, dropping behind the pack because she felt she might be tripped. Tomescu-Diță raced with the opposite tactics, and tried to run away from the field as she did in Edmonton. She got as far ahead as 30 seconds or so at 5K, but later fell back and dropped out.

The lead pack were 18-strong at halfway (72:46). After another 10K at a similar pace only one woman (Salumäe) lost contact. Then Ndereba made her move, running the 5km to 35km in 16:46. Only the Japanese trio – led by Noguchi – and Ham Bong-sil of North Korea could remain in range as Ndereba clocked 15:58 for the next segment. At 40km Noguchi was 100m back, about 250m ahead of her teammates. The Kenyan kept almost all of this advantage to the finish and won in 2:23:55. As with the men's race in Paris, this was the fastest ever championship or summer marathon. It was also Kenya's first gold medal of the week.

Noguchi claimed the silver medal and led Japan to victory in the World Cup. Significantly, she also gained selection for the Olympic marathon, which one year later in Athens she would win from Ndereba.

World Marathon Cup (5 to run, 3 to score)

1,	Japan	7:14:48	
2,	Ethiopia	7:24:56	
3,	Russia	7:31:04	
4,	DPR of Korea	7:31:51	
5,	Spain	7:34:17	
6,	PR of China	7:36:20	
7,	Romania	7:38:17	
8,	France	7:48:17	
9,	Italy	7:55:26; 10, United States	7:58:20

Helsinki 2005

(Aug 14)

1,	Paula Radcliffe	GBR	2:20:57
2,	Catherine Ndereba	KEN	2:22:01
3,	Constantina Tomescu-Diță	ROU	2:23:19
4,	Derartu Tulu	ETH	2:23:30
5,	Zhou Chunxiu	CHN	2:24:12
6,	Yumiko Hara	JPN	2:24:20

7,	Rita Jeptoo	KEN	2:24:22
8,	Harumi Hiroyama	JPN	2:25:46

9, Helen Kimutai KEN 2:26:14; 10, Megumi Oshima JPN 2:26:29; 11, Madai Pérez MEX 2:26:50; 12, Galina Karnatsevič BLR 2:27:14; 13, Dorota Gruca POL 2:27:46; 14, Yong Ok Jong PRK 2:29:43; 15, Mari Ozaki JPN 2:30:28; 16, Asha Gigi ETH 2:30:38; 17, Ryoko Eda JPN 2:31:16; 18, Mara Yamauchi GBR 2:31:26; 19, Rosaria Console ITA 2:32:47; 20, Alina Ivanova RUS 2:32:53; 21, Aurica Buia ROU 2:33:20; 22, Shitaye Gemechu ETH 2:34:01; 23, Oh Song Suk PRK 2:34:07; 24, Gum Hwa Ryang PRK 2:34:35; 25, Hayley Haining GBR 2:34:41; 26, Turena Johnson Lane USA 2:34:43; 27, Anna Pichrtová CZE 2:34:45; 28, Kirsten Otterbu NOR 2:35:08; 29, Beatrice Omwanza KEN 2:35:48; 30, Jill Boaz USA 2:36:29; 31, Isabel Eizmendi ESP 2:36:41; 32, Ana Dias POR 2:36:50; 33, Shireen Crompton NZL 2:37:03; 34, Irina Permitina RUS 2:38:16; 35, Emily Levan USA 2:38:32; 36, Jenny Crain USA 2:39:02; 37, Dire Tune ETH 2:39:13; 38, Nadezhda Wijenberg NED 2:39:36; 39, Liza Hunter-Galvan NZL 2:39:47; 40, Tegla Loroupe KEN 2:39:58; 41, Nadia Ejjafini BRN 2:41:51; 42, Maija Oravamäki FIN 2:43:31; 43, Clarisse Rasoarizay MAD 2:43:58; 44, Oh Jung-Hee KOR 2:47:42; 45, Rebecca Moore NZL 2:50:36; 46, Epiphanie Nyirabarama RWA 2:52:11; 47, Hafida Narmouch MAR 2:52:41; 48, Mulu Seboka ETH 2:53:08; 49, Nili Avramski ISR 2:54:08; 50, Mary Akor USA 2:57:18; 51, Mamokete Lechela LES 3:03:26

Did not finish: Debbie Mason GBR, Kenza Wahbi MAR, Fabiola William John TAN, Kay Ulrich NZL, Nuta Oлару ROU & Zhor El Kamch MAR

Having competed in seven global championships with just one medal (silver in the 1999 world 10,000m) Paula Radcliffe was regarded as a less than able big-time competitor. As was her wont she went to the front immediately, and only Ndereba, Tomescu-Diță and Kimutai took up the challenge. In cool but wet conditions Radcliffe comfortably passed 10km in 33:23, 20km in 66:16 and reached halfway in 69:49 with a 15m gap to the chasing trio, and a further 30 seconds to Zhor. At 30km Radcliffe (1:39:22) was 11 seconds clear of Tomescu-Diță, with Ndereba five seconds further back, nearly a minute ahead of Kimutai. By 40km Radcliffe was 47 seconds clear, and she finished 1:04 ahead of Ndereba, and Tomescu-Diță, fading fast, held on to beat Tulu for the bronze medal. Radcliffe summed it up – “it is right up there with running the world record. I’ve shown I can win major titles as well.”

World Marathon Cup (5 to run, 3 to score)

1,	Kenya	7:12:37
2,	Japan	7:16:35
3,	Great Britain & NI	7:27:04
4,	Ethiopia	7:28:09
5,	DPR of Korea	7:38:25
6,	United States	7:49:44
7,	New Zealand	8:07:26

Osaka 2007

(Sep 2)

1,	Catherine Ndereba	KEN	2:30:37
2,	Zhou Chunxiu	CHN	2:30:45
3,	Reiko Tosa	JPN	2:30:55
4,	Zhu Xiaolin	CHN	2:31:21
5,	Lidia Šimon	ROU	2:31:26
6,	Kiyoko Shimahara	JPN	2:31:40
7,	Rita Jeptoo	KEN	2:32:03
8,	Edith Masai	KEN	2:32:22

9, Mara Yamauchi GBR 2:32:55; 10, Lyubov Morgunova RUS 2:33:41; 11, Zhang Shujing CHN 2:33:46; 12, Gulnara Vygovskaya RUS 2:33:57; 13, Nina Rillstone NZL 2:33:58; 14, Mari Ozaki JPN 2:35:04; 15, Madai Pérez MEX 2:35:17; 16, Souad Ait Salem ALG 2:35:29; 17, Anna Incerti ITA 2:36:36; 18, Yumiko Hara JPN 2:36:40; 19, Tracey Morris GBR 2:36:40; 20, Melanie Kraus GER 2:37:20; 21, Sun Weiwei CHN 2:37:53; 22, Magarsa Assale Tafa ETH 2:38:01; 23, Yasuko Hashimoto JPN 2:38:36; 24, Rose Cheruiyot KEN 2:38:56; 25, Hellen Kimutai KEN 2:39:14; 26, Deborah Toniolo ITA 2:39:46; 27, Anna Rahm SWE 2:41:15; 28, Alina Gherasim ROU 2:41:40; 29, Kirsten Melkevik Otterbu NOR 2:41:57; 30, Helena Javornik SLO 2:42:03; 31, Ann Alyanak USA 2:42:23; 32, Nailiya Yulamanova RUS 2:42:56; 33, Živilė Balčiūnaitė LTU 2:43:28; 34, Tabitha Tsatsa ZIM 2:44:20; 35, Zoila Gómez USA 2:44:49; 36, Analía Rosa POR 2:45:38; 37, Wei Yanan CHN 2:45:50; 38, Dana Coons USA 2:46:12; 39, Annetette Aagaard DEN 2:46:22; 40, Bahar Dogan TUR 2:46:25; 41, Nili Abramski ISR 2:46:27; 42, Mary Akor USA 2:47:06; 43, Susanne Hahn GER 2:47:29; 44, Lim Kyung-Hee KOR 2:49:30; 45, Chae Eun-Hee KOR 2:50:26; 46, Eléni Dóna GRE 2:50:59; 47, Zekiros Adanech ETH 2:54:00; 48, Lucilla Andreucci ITA 2:56:19; 49, Samia Akbar USA 2:56:27; 50, Yeoryia Abatzidou GRE 2:59:22; 51, Patricia Gauquelin PYF 3:03:08; 52, Luvsanikhundeg Otgonbayar MGL 3:04:59; 53, Kerstin Metzler-Mennenga LIE

3:11:45; 54, Tanith Maxwell RSA 3:14:56; 55, Poppy Mlambo RSA 3:23:55; 56, Robe Tola ETH 3:26:45; 57, Melissa Henderson BIZ 3:52:35

Did not finish: Lucia Kimani BIH; Lioudmila Kortchaguina CAN; Dire Tune ETH; Domingas Embana Togna GBS; Giovanna Volpato ITA; Angélica Sánchez MEX; Nuta Oлару ROU; Luminita Talpos ROU & Galina Bogomolova RUS

The searing (32°C) heat ensured that this was the slowest ever women's World Championship marathon, with Ndereba running seven minutes outside her winning time of 2003. The halfway point was reached in 76:33 with almost half the 66-strong field still in contact. The pace increased slightly, and the 5km section from 35km to 40km was the fastest of the race, taking 17:05 (2:24 pace), with Zhou, Zhu and Ndereba level, and Tosa two seconds behind. Ndereba then drew away from Zhou, to become the first woman to regain a world marathon title, while Zhu quickly lost ground, leaving Tosa to claim the bronze medal and gain automatic Olympic selection for Japan. "If I had been able to run naked I would have," set the winner in reference to the conditions.

Kenya won the World Cup title, although Japan had been in the lead until Hara fell back to 16th place. The 2005 champion Radcliffe was not recovered after having given birth in January.

World Marathon Cup (5 to run, 3 to score)

1, Kenya	7:35:02
2, PR of China	7:35:52
3, Japan	7:37:39
4, Russia	7:50:34
5, Italy	8:12:41
6, United States	8:13:24
7, Ethiopia	8:58:46

X Berlin 2009

(Aug 23)

1, Bai Xue	CHN	2:25:15
2, Yoshimi Ozaki	JPN	2:25:25
3, Aselefech Mergia	ETH	2:25:32
4, Zhou Chunxiu	CHN	2:25:39
5, Zhu Xiaolin	CHN	2:26:08
6, Marisa Barros	POR	2:26:50
7, Yuri Kano	JPN	2:26:57
8, Alevtina Biktimirova	RUS	2:27:39
9, Kara Goucher USA 2:27:48; 10, Desireé Davila USA 2:27:53; 11, Julia Mombi KEN 2:28:59; 12, Sun Weiwei CHN 2:29:39; 13, Yoshiko Fujinaga JPN 2:29:53; 14, Svetlana Zakharova RUS 2:29:55; 15, Bezunesh Bekele ETH 2:30:03; 16, Sabrina Mockenhaupt GER 2:30:07; 17, Lisa Weightman AUS 2:30:42; 18, Živilė Balciūnaitė LTU 2:31:06; 19, Kim Kum-Ok PRK 2:31:24; 20, Irene Limika KEN 2:31:29; 21, Lidia Šimon ROU 2:32:03; 22, Dire Tune ETH 2:32:42; 23, Beata Naigambo NAM 2:33:05; 24, Alessandra Aguilar ESP 2:33:38; 25, Epiphanie Nyirabarame RWA 2:33:59; 26, Atsedo Baysa ETH 2:36:04; 27, Tera Moody USA 2:36:39; 28, Olga Glök RUS 2:36:57; 29, Paige Higgins USA 2:37:11; 30, Yukiko Akaba JPN 2:37:43; 31, Lyubov Morgunova RUS 2:38:23; 32, Jong Yong-Ok PRK 2:38:29; 33, Susanne Hahn GER 2:38:39; 34, Mary Davies NZL 2:38:48; 35, Tara Quinn CAN 2:39:19; 36, Risper Kimaiyo KEN 2:39:23; 37, Patrizia Morceli SUI 2:39:37; 38, Yun Sun Suk KOR 2:39:56; 39, Judith Ramirez MEX 2:40:18; 40, Fiona Docherty NZL 2:40:18; 41, Pyo Un Suk PRK 2:40:39; 42, Adriana da Silva BRA 2:40:54; 43, Shireen Crumpton NZL 2:41:31; 44, Tannitha Maxwell RSA 2:41:48; 45, Annemette Aagaard DEN 2:42:03; 46, Martha Komu KEN 2:42:14; 47, Kim Chol-Sun PRK 2:42:18; 48, Patricia Lossouarn FRA 2:42:40; 49, Laurence Klein FRA 2:42:47; 50, Zoila Gómez USA 2:42:49; 51, Renalda Kergytė LTU 2:45:28; 52, Park Ho-Sun KOR 2:47:16; 53, Stephanie Briand FRA 2:48:16; 54, Yamna Oubouhou FRA 2:50:02; 55, Helalia Johannes NAM 2:50:19; 56, Sandra Ruales ECU 2:50:36; 57, Jane Suuto UGA 2:52:44; 58, Cécile Moynot FRA 2:54:21; 59, Nuta Oлару ROU 3:00:59		

Did not finish: Maria Baldaia BRA, Robe Guta ETH, Ulrike Maisch GER, Luminita Zaituc GER, Yeoryia Abatzidou GRE, Helena Loshanyang Kirop KEN, Victoria Poludina KGZ, Lee Sun-young KOR, Dulce María Rodríguez MEX & Luvsanlkhundeg Otgonbayar MGL

Disqualified: (Tr55.8.5) Magdalini Gazéa GRE (dnf)

Disqualified: (ADr10.1) (8), Nailiya Yulamanova RUS (2:27:08)

The local favourite Irina Mikitenko did not start due to a family bereavement, while another very late withdrawal was 2005 champion Radcliffe who had not sufficiently recovered from bunion surgery.

The pace was cautious, with 10km reached in 35:03 and halfway in 73:39 when there were 24 in the leading group. Although the third 10km (34:49) was five seconds slower than the preceding 10km, the lead group was halved. At 35km there were just three at the head of the field, and Xue made her bid just after 40km (2:18:10). Mergia soon dropped back, while Ozaki only faded in the last kilometre. Xue crossed the line under than Brandenburg Gate to become the youngest athlete (20 years 253 days) ever to win a medal in the event.

China took an easy team win over Japan and, initially, Russia (7:24:42). In 2012, the first Russian scorer Yulamanova was retrospectively disqualified for a doping offence. Almost 10 minutes were added to the Russian aggregate time and so Ethiopia were elevated to third place.

World Marathon Cup (5 to run, 3 to score)

1, PR of China	7:17:02
2, Japan	7:22:15
3, Ethiopia	7:28:17
4, United States	7:32:20
5, Russia	7:34:31
6, Kenya	7:39:51
7, PR of Korea	7:50:32
8, New Zealand	8:00:37
9, France	8:13:43

Daegu 2011

(Aug 27)

1, Edna Kiplagat	KEN	2:28:43
2, Priscah Jeptoo	KEN	2:29:00
3, Sharon Cherop	KEN	2:29:14
4, Bezunesh Bekele	ETH	2:29:21
5, Yukiko Akaba	JPN	2:29:35
6, Zhu Xiaolin	CHN	2:29:58
7, Isabellah Andersson	SWE	2:30:13
8, Wang Jiali	CHN	2:30:25
9, Marisa Barros POR 2:30:29; 10, Remi Nakazato JPN 2:30:52; 11, Chen Rong CHN 2:31:11; 12, Aberu Kebede ETH 2:31:22; 13, Irene Jerotich KEN 2:31:29; 14, Atsedo Baysa ETH 2:31:37; 15, Jia Chaofeng CHN 2:31:58; 16, Tera Moody USA 2:32:04; 17, Yoshimi Ozaki JPN 2:32:31; 18, Azusa Nojiri JPN 2:33:42; 19, Lishan Dula BRN 2:33:47; 20, Olena Burkovska UKR 2:34:21; 21, Mai Ito JPN 2:35:16; 22, Margarita Plaksina RUS 2:35:39; 23, Susan Partridge GBR 2:35:57; 24, Diana Lobacevske LTU 2:36:05; 25, Wang Xuequin CHN 2:36:10; 26, Lisa Stublić CRO 2:36:41; 27, Kim Seong-Eun KOR 2:37:05; 28, Caroline Rotich KEN 2:37:07; 29, Kathy Newberry USA 2:37:28; 30, René Kalmer RSA 2:38:16; 31, Alisa McKaig USA 2:38:23; 32, Tetyana Holovchenko UKR 2:39:25; 33, Lee Sook-Jung KOR 2:40:23; 34, Chung Yun-Hee KOR 2:42:28; 35, Annerien van Schalkwyk RSA 2:43:59; 36, Colleen De Reuck USA 2:44:35; 37, Luvsanludeng Otgonbayar MGL 2:45:58; 38, Zoila Gómez USA 2:46:44; 39, Judith Toribio PER 2:47:21; 40, Alyson Dixon GBR 2:50:51; 41, Park Jung-Sook KOR 3:03:35; 42, Choi Bo-Ra KOR 3:10:06; 43, Moleboheng Mafata LES 3:28:30; 44, Shariska Winterdal ARU 3:49:49		

Did not finish: Lucia Kimani BIH, Alessandra Aguilar ESP, Aselefech Mergia ETH, Jimena Misayauri PER, Epiphanie Nyirabarame RWA & Yuliya Ruban UKR

Disqualified: (Tr54.7.1) Dire Tune ETH (dnf)

Disqualified: (ADr10.1) Kateryna Stetsenko UKR (dnf)

Disqualified: (ADr10.8) (15), Tetyana Gamera-Shmyrko UKR (2:31:58) & (36), Bahar Doğan TUR (2:42:56)

In 26°C heat and 72% humidity at the start, the runners were careful not to set off too quickly, passing 5km in only 18.34 (2:55 tempo). The pace improved slightly, and a lead pack of 31 passed halfway in 1:16:46. The picture changed at 30km when the Kenyans surged, and by 35km the pack had dissolved to four, with three Kenyans and Kebede. The Ethiopian paid for her ambition, eventually dropping back to 12th. The principle drama came at the last drinks station, when Cherop accidentally tripped up Kiplagat, then sportingly hesitated to check that her compatriot was okay. Happily uninjured, Kiplagat quickly recovered and drew away from her teammates from 39km point onwards to win by 17 seconds. Jeptoo and Cherop took silver and bronze, though Bekele gained 18 seconds on Cherop on the run-in from 40km. It was the first-ever clean sweep in the event, and ensured an easy Kenyan win in the last ever World Cup tournament.

World Marathon Cup (5 to run, 3 to score)

1, Kenya	7:26:57
2, PR of China	7:31:34
3, Ethiopia	7:32:20
4, Japan	7:32:58
5, United States	7:47:55
6, Korea	7:59:56

Moscow 2013**(Aug 10)**

1, Edna Kiplagat	KEN	2:25:44
2, Valeria Straneo	ITA	2:25:58
3, Kayoko Fukushi	JPN	2:27:45
4, Ryoko Kizaki	JPN	2:31:28
5, Alessandra Aguilar	ESP	2:32:38
6, Emma Quaglia	ITA	2:34:16
7, Madaí Pérez	MEX	2:34:23
8, Kim Hye Gyong	PRK	2:35:49
9, Deena Kastor	USA	2:36:12
10, Susan Partridge	GBR	2:36:24
11, Jessica Trengove	AUS	2:37:11
12, Diana Lobačevskė	LTU	2:37:48
13, Aberu Kebede	ETH	2:38:04
14, Kim Hye Song	PRK	2:38:28
15, Lishan Dula	BRN	2:38:47
16, Sonia Samuels	GBR	2:39:03
17, Sin Yong Sun	PRK	2:39:22
18, Dot McMahan	USA	2:39:52
19, Ding Changqin	CHN	2:40:13
20, Živilė Balčiūnaitė	LTU	2:41:09
21, Albina Mayorova	RUS	2:41:19
22, Nadezhda Leontyeva	RUS	2:42:49
23, Jeannette Faber	USA	2:44:03
24, Lucy Kabuu	KEN	2:44:06
25, Alina Armas	NAM	2:45:09
26, Alevtina Biktimirova	RUS	2:45:11
27, Tatyana Aryasova	RUS	2:45:27
28, Wei Xiaojie	CHN	2:46:46
29, Kalliōpi Astropekaki	GRE	2:47:12
30, Remalda Kergyte	LTU	2:47:30
31, Kateryna Karmanenko	UKR	2:48:18
32, Kim Seong-Eun	KOR	2:48:46
33, Carmen Oliveras	FRA	2:48:58
34, Cao Mojie	CHN	2:49:15
35, Renate Wyss	SUI	2:50:41
36, Karina Córdoba	ARG	2:51:07
37, Mary Davies	NZL	2:51:24
38, Julia Andreyeva	KGZ	2:53:16
39, Erika Abril	COL	2:55:13
40, Lauren Shelley	AUS	2:55:40
41, Karina Neipán	ARG	2:56:02
42, Tannitha Maxwell	RSA	2:56:37
43, Zuleima Amaya	VEN	2:58:22
44, Lanni Marchant	CAN	3:01:54
45, Nikki Chapple	AUS	3:05:49
46, Daneja Grandovec	SLO	3:10:46

Did not finish: María Peralta ARG, Jane Fardell AUS, Krista Duchene CAN, Erika Olivera CHI, He Yinli CHN, Jia Chaofeng CHN, Tiki Gelana ETH, Meseret Hailu ETH, Meselech Melkamu ETH, Feysa Tadesse ETH, Maria McCambridge IRL, Mizuki Noguchi JPN, Valentine Kipketer KEN, Luvsanlkhundeg Otgonbayar MGL, Sladjana Perunović MNE, Leena Ekandjo NAM, Helaria Johannes NAM, Beata Naigambo NAM, Kim Mi Kyong PRK, Chen Yu-Hsuan TPE, Sultan Haydar TUR & Yolimar Pineda VEN

Disqualified: (Tr55.8.7) Nebiat Habtemariam ERI

Disqualified: (ADr10.8) Ümmü Kiraz TUR (DNF)

Did not start: Rosa Chacha ECU, Patricia Morceli Bühler SUI

The heat (28°) didn't seem to bother the unheralded Straneo. The 37 year-old mother of two went straight into the lead and kept it for 95% of the race. Reigning champion Kiplagat was cautious in the early stages, passing 10km in 34:42, some 30 seconds behind Straneo, but a 16:44 split for the next 5km brought her back into contact. Straneo headed a group of six at halfway (72:58). Ten minutes later the pack was down to four (Straneo, Kiplagat, Fukushi and Melkamu). The Italian increased the pace slightly after 30km with a 17:05 5km portion, and only Kiplagat was now in touch. The two had a gap of almost a minute to Melkamu, who dropped out after 36km. Straneo reached 40km in 2:18:22, and a few seconds later Kiplagat went to the front and eventually won by 14 seconds from the valiant Italian, who later declared "I am the surprise of the day." Even more surprised was third-placed Fukushi who claimed "I didn't even know until I entered the stadium. I was very happy to find out I won a medal."

Beijing 2015**(Aug 30)**

1, Mare Dibaba	ETH	2:27:35
2, Helah Kiprop	KEN	2:27:36
3, Eunice Kirwa	BRN	2:27:39
4, Jemima Sumgong	KEN	2:27:42
5, Edna Kiplagat	KEN	2:28:18
6, Tigist Tufa	ETH	2:29:12
7, Mai Ito	JPN	2:29:48
8, Tirfe Tsegaye	ETH	2:30:54

9, Kim Hye Song PRK 2:30:59; 10, Serena Burla USA 2:31:06; 11, Rasa Drazdauskaitė LTU 2:31:23; 12, Filomena Costa POR 2:31:40; 13, Sairi Maeda JPN 2:31:46; 14, Risa Shigetomo JPN 2:32:37; 15, Alina Prokopyeva RUS 2:32:44; 16, Ding Changqin CHN 2:33:04; 17, Alessandra Aguilar ESP 2:33:42; 18, Orcharteri P. Jaisha IND 2:34:43; 19, Sudha Singh IND 2:35:35; 20, Visilene Jekesho KEN 2:36:17; 21, Sinead Diver AUS 2:36:38; 22, Katarina Berešová SVK 2:37:24; 23, Sarah Klein AUS 2:37:58; 24, Esther Erb USA 2:38:15; 25, Lishan Dula BRN 2:38:18; 26, Clara Canchanya PER 2:39:24; 27, Liina Luik EST 2:39:42; 28, Wang Xueqin CHN 2:41:42; 29, Anne-Mari Hyryläinen FIN 2:41:59; 30, Kim Sung-Eun KOR 2:42:14; 31, Kateryna Karmanenko UKR 2:43:12; 32, Christy Yiu Kit Ching HKG 2:43:28; 33, Annelie Johansson SWE 2:43:42; 34, Nebiat Habtemariam ERI 2:44:42; 35, Munkhzaya Bayartsogt MGL 2:45:01; 36, Julia Andreyeva KGZ 2:45:04; 37, He Yinli CHN 2:45:05; 38, Lily Luik EST 2:45:22; 39, Anita Kažemāka LAT 2:45:54; 40, Gulzhanat Zhanatbek KAZ 2:45:54; 41, Yeum Ko-Eun KOR 2:46:46; 42, Aster Tesfaye BRN 2:46:54; 43, Sultan Haydar TUR 2:47:11; 44, Charlotte Karlsson SWE 2:47:40; 45, Hsu Yu-Fang TPE 2:48:01; 46, Julia Degan AUS 2:49:26; 47, Roselaine Silva BRA 2:49:28; 48, Louise Wiker SWE 2:49:57; 49, Geethani Rajasekara SRI 2:50:40; 50, Mayada Al-Sayad PLE 2:53:39;

51, Dailin Belmonte CUB 2:56:18; 52, Hsieh Chien-Ho TPE 2:58:25

Did not finish: Souad Ait Salem ALG; Barkahoum Drici ALG; Michele das Chagas BRA; Irina Smolnikova KAZ; Soumiya Labani MAR; Luvsanlkhundeg Otgonbayar MGL; Beata Naigambo NAM; Wilma Yanet Arizapana PER; Kim Hye Gyong PRK; Paula Todoran ROU; Tannitha Maxwell RSA; Heather Lieberg USA; Sitora Khamidova UZB

Nervous of the heat (73°C) and humidity (89%), no-one was willing to set a fast pace, and as in the other Beijing long distance races, it was the Japanese who led the way. The halfway point was reached in 75:16. At 33km Dibaba made a move, reducing the leading pack from 12 to six. Herself, Tufa, three Kenyans and Bahrain's Kenyan transferee Kirwa. Dibaba led at 40km after a 10km split of 33:48, nearly two minutes faster than any of the three previous 10Ks. "I tested the others", she later admitted.

Into Olympic Green with the stadium in sight, four women were locked together ahead of a struggling Kiplagat – Sumgong, Kirwa, Kiprop and Dibaba. Kirwa surged on the penultimate turn towards the Bird's Nest, but no-one was dropped. Dibaba then made her effort, moving clear on the decline into the stadium tunnel. Sumgong was dropped, then Kirwa, but not Kiprop. The tall Kenyan almost drew level with Dibaba with less than 100m remaining, but the Ethiopian had enough in reserve for a response. It was the closest women's marathon in World Championship history, with just seven seconds covering the top four.

London 2017**(Aug 6)**

1, Rose Chelimo	BRN	2:27:11
2, Edna Kiplagat	KEN	2:27:18
3, Amy Cragg	USA	2:27:18
4, Filomena Cheyech	KEN	2:27:21
5, Shure Demise	ETH	2:27:58
6, Eunice Kirwa	BRN	2:28:17
7, Helah Kiprop	KEN	2:28:19
8, Mare Dibaba	ETH	2:28:49

9, Jessica Trengove AUS 2:28:59; 10, Birhane Dibaba ETH 2:29:01; 11, Serena Burla USA 2:29:32; 12, Aselefech Mergia ETH 2:29:43; 13, Charlotte Purdew GBR 2:29:48; 14, Eva Vrabcová-Nývltová CZE 2:29:56; 15, Kim Hye Gyong PRK 2:30:29; 16, Mao Kiyota JPN 2:30:36; 17, Yuka Ando JPN 2:31:31; 18, Alyson Dixon GBR 2:31:36; 19, Helaria Johannes NAM 2:32:01; 20, Sinead Diver AUS 2:33:26; 21, Marta Esteban ESP 2:33:37; 22, Geleto Tola GER 2:33:39; 23, Izabela Trzaskalska POL 2:35:03; 24, Milly Clark AUS 2:35:27; 25, Anne-Mari Hyryläinen FIN 2:35:33; 26, Inés Melchor PER 2:35:34; 27, Risa Shigetomo JPN 2:36:03; 28, Filomena Costa POR 2:36:42; 29, Jo Un Ok PRK 2:36:46; 30, Beata Naigambo NAM 2:37:24; 31, Ilona Marhele LAT 2:37:40; 32, Rosalba Chacha ECU 2:37:50; 33, Claire McCarthy IRL 2:38:26; 34, Lim Kyung-Hee KOR 2:38:38; 35, Dagmara Handzlik CYP 2:38:52; 36, Katarzyna Kowalska POL 2:39:39; 37, Lindsay Flanagan USA 2:39:47; 38, Kim Sung-Eun KOR 2:39:52; 39, Katharina Heinig GER 2:39:59; 40, Mapaseka Makhanya RSA 2:40:15; 41, Lonah Chemtai Salpeter ISR 2:40:22; 42, Viktoriya Polyudina KGZ 2:40:28; 43, Tracy Barlow GBR 2:41:03; 44, Darya Mykhaylova UKR 2:41:29; 45, Vaida Žušinaitė LTU 2:41:44; 46, Paula González ESP 2:42:47; 47, Rutendo Nyahora ZIM 2:42:53; 48, Tetyana Vernyhor UKR 2:43:12; 49, Wilma Yanet Arizapana PER 2:43:13

50, Lavinia Haitope NAM 2:44:02; 51, Tarah McKay CAN 2:44:30; 52, Khishigaikhon Galdabakh MGL 2:44:48; 53, Anita Kažemāka LAT 2:44:49; 54, Choi Kyung-Sun KOR 2:45:46; 55, Dailin Belmonte CUB 2:46:15; 56, Sarah Ramadhan TAN 2:46:23; 57, Bojana Bjeljic CRO 2:46:46; 58, Munkhzaya

Bayartsogt MGL 2:46:59; 59, Jenna Challenor RSA 2:47:22; 60, Lisa Ring SWE 2:48:39; 61, Carmen Amelia Toaquinza ECU 2:48:45; 62, Rosa Godoy ARG 2:49:30; 63, Maor Tiyouri ISR 2:49:45; 64, Monika Athare IND 2:49:54; 65, Liu Qinghong CHN 2:52:21; 66, Julia Andreyeva KGZ 2:53:17; 67, Liliana Maria Dragomir ROU 2:53:30; 68, Mayada Al-Sayad PLE 2:54:58; 69, Matea Matošević CRO 2:55:06; 70, Dayna Pidhorecky CAN 2:56:15; 71, Glória Privilétzio GRE 2:57:06; 72, Angela Janeth Brito ECU 2:58:21; 73, Yelena Nanaziasvili KAZ 2:58:32; 74, Fortunata Chidzivo ZIM 2:58:51; 75, Teodora Simović SRB 2:59:01; 76, Nikolina Stepan CRO 2:59:43; 77, Maria Grazia Bianchi VEN 3:04:11; 78, Marisa Casanueva ESP 3:05:03

Did not finish: KENZA Dahmani ALG, Cao Mojie CHN, Ourania Reboúli GRE, Sara Catarina Ribeiro POR, Kim Hye Song PRK, Paula Todoran ROU, Hiruni Wijayarathne SRI, Louise Wiker SWE, Magdalena Shauri TAN, Hsieh Chien-Ho TPE, Fadime Suna TUR, Viktoriya Khapilina UKR & Yolimar Pineda VEN

There had been early attempts to make a break, with Ribeiro leading by 35 seconds at one point before being caught in the 11th kilometre. Dixon led at halfway in 74:20, and had 35 seconds on the field before being reeled in at 29km. As late as 35km, there was still an unusually large lead group of 14 runners, including four Ethiopians, three Kenyans, and two each from the USA and Bahrain. Cragg began to push the pace at 36km and the group was reduced to nine. Chelimo moved to the front, and went 15m clear after 38km, with 2011/2013 champion Kiplagat the closest chaser. The Kenyan was one second ahead of Chelimo at 40km (2:20:06), with Cragg and Cheyech 40m back. The Kenyan-Bahraini Chelimo then made her final effort and eventually won by seven seconds from Kiplagat. Cragg finished brilliantly, gaining more than 10 seconds on the exhausted Kiplagat in the last 600m.

"My life will change because I am a World Champion for my country now," said Chelimo, whose transfer from Kenya to Bahrain was approved in 2016.

Doha 2019

(Sep 27/28)

1,	Ruth Chepngetich	KEN	2:32:43
2,	Rose Chelimo	BRN	2:33:46
3,	Helaria Johannes	NAM	2:34:15
4,	Edna Kiplagat	KEN	2:35:36
5,	Volga Mazuronak	BLR	2:36:21
6,	Roberta Groner	USA	2:38:44
7,	Mizuki Tanimoto	JPN	2:39:09
8,	Kim Ji Hyang	PRK	2:41:24
9,	Lyndsay Tessier	CAN	2:42:03
10,	Jo Un Ok	PRK	2:42:23
11,	Madoka Nakano	JPN	2:42:39
12,	Desi Jisa Mokonin	BRN	2:43:19
13,	Carrie Dimoff	USA	2:44:35
14,	Ri Kwang Ok	PRK	2:46:16
15,	Vasilina Jekesho	KEN	2:46:38
16,	Marta Galimany	ESP	2:47:45
17,	Nastassia Ivanova	BLR	2:48:41
18,	Charlotta Fougberg	SWE	2:49:17
19,	Anne-Mari Hyryläinen	FIN	2:51:26
20,	Marcela Joglová	CZE	2:52:22
21,	Rutendo Nyahora	ZIM	2:52:33
22,	Sardana Trofimova	ANA/RUS	2:52:46
23,	Nazret Weldu	ERI	2:53:45
24,	Ma Yugui	CHN	2:55:24
25,	Khishgaiskhan Galdabakh	MGL	2:56:15
26,	Alisa Vainio	FIN	2:56:30
27,	Melanie Myrand	CAN	2:57:40
28,	Carla Salomé Rocha	POR	2:58:19
29,	Glória Privilétzio	GRE	2:58:43
30,	Valdilene Silva	BRA	2:59:00
31,	Manuela Soccol	BEL	2:59:11
32,	Sviatlana Kudzelich	BLR	3:00:38
33,	Ciren Cuomu	CHN	3:01:56
34,	Munkhaya Bayartsogt	MGL	3:02:57
35,	Rochelle Rodgers	AUS	3:05:12
36,	Andrea Hessel	BRA	3:06:13
37,	Johanna Bäcklund	SWE	3:08:30
38,	Kelsey Bruce	USA	3:09:37
39,	Mayada Al-Sayad	PLE	3:10:30
40,	Gabriela Traña	CRC	3:19:13

Did not finish: Elvanie Nimbona BDI, Hanna Vandenbussche BEL, Shitaye Eshete BRN, Sasha Gollish CAN, Li Dan CHN, Bojana Bjeljic CRO, Matea Parlov Koštro CRO, Dagmara Handzik CYP, Rosalba Chacha ECU, Ruti Aga ETH, Shure Demise ETH, Roza Dereje ETH, Charlotte Purdue GBR, Lonah Chemtai Salpeter ISR, Sara Dossena ITA, Giovanna Epis ITA, Ayano Ikemitsu JPN, Mariya Korobitskaya KGZ, Monika Bytautienė LTU, Clementine Mukandanga RWA, Hiruni Wijayarathne SRI, Cecilia Norrbom SWE, Failuna Abdi Matanga TAN, Elvan Abeyegesse TUR, Fadime Suna TUR, Linet Chebet UGA, Aleksandra Shafar UKR & Sitora Khamidova UZB

The Qatari heat for 2019's track events was mitigated by the special air conditioning installed in the stadium, but there was no such relief for athletes contesting road events on Doha's floodlit Corniche, which was largely deserted at the time of the start at 23:59.

This was the first of the six road championships in Doha, and the conditions were challenging, with the temperature at 32°C and with 73% humidity. Despite suitably cautious 10km splits of 36:44 and 35:50, there were only five athletes in the leading group at halfway, and

18 runners had already dropped out. Chepngetich, Chelimo, Johannes and Kiplagat were by themselves at 25km. After a much quicker third 10km, they passed 30km in 1:45:33. Then after 36km, Chepngetich gained seven seconds on Chelimo and took 24 seconds out of Johannes and Kiplagat. By 40km the Kenyan led Chelimo by 23 seconds with Johannes another minute behind. Chepngetich won by more than a minute, while a further nine had withdrawn because of the heat and humidity.

MARATHON

Multiple Medallists:

3	Manuela Machado	POR	93-2, 95-1, 97-2
	Lidia Şimon	ROU	97-3, 99-3, 01-1
	Catherine Ndereba	KEN	03-1, 05-2, 07-1
	Edna Kiplagat	KEN	11-1, 13-1, 17-2
2	Reiko Tosa	JPN	01-2, 07-3
	Rose Chelimo	BRN	17-1, 19-2

Most Placings in Top Eight:

5	Machado	91-7, 93-2, 95-1, 97-2, 99-7
	Kiplagat	11-1, 13-1, 15-5, 17-2, 19-4

Most Appearances:

6	Şimon	95-10, 97-3, 99-3, 01-1, 07-5, 09-21
	Nuta Olaru	ROU 97-30, 01-15, 03-11, 05-dnf, 07-dnf, 09-59

National Placings:

	1	2	3	4	5	6	7	8	Points
JPN	2	5	4	5	1	2	3	2	118
KEN	5	4	1	3	1	1	4	1	105
ETH	1	-	1	3	2	2	1	2	47
POR	2	2	-	1	-	1	2	-	42
ROU	1	1	3	-	1	-	-	-	37
CHN	1	1	-	2	2	1	-	1	37
BRN	1	1	1	-	-	1	-	-	24
ITA	-	1	1	-	1	2	-	-	23
GER	-	-	1	-	1	3	1	1	22
URS	-	1	1	-	1	1	-	1	21
USA	-	1	1	-	-	1	2	1	21
POL	1	-	-	1	-	1	-	-	16
PRK	1	-	-	-	1	-	-	2	14
NOR	1	-	-	1	-	-	-	-	13
RUS	-	-	1	1	-	-	-	2	13
FRA	-	-	1	-	1	-	-	-	10
GBR	1	-	-	-	-	-	-	-	8
BLR	-	-	-	-	2	-	-	-	8
ESP	-	-	-	-	1	1	-	-	7
NAM	-	-	1	-	-	-	-	-	6
FIN	-	-	-	-	1	-	-	2	6
CAN	-	-	-	-	1	-	-	-	4
IRL	-	-	-	-	-	-	1	-	2
MEX	-	-	-	-	-	-	1	-	2
RSA	-	-	-	-	-	-	1	-	2
SWE	-	-	-	-	-	-	1	-	2
SCG	-	-	-	-	-	-	-	1	1
SUI	-	-	-	-	-	-	-	1	1
Totals	17	17	17	17	17	17	17	17	612

3000 Metres Steeplechase Helsinki 2005

Final (Aug 8)

1,	Dorcus Inzikuru	UGA	9:18.24
2,	Yekaterina Volkova	RUS	9:20.49
3,	Jeruto Kiptum	KEN	9:26.95
4,	Korene Hinds	JAM	9:33.30
5,	Salome Chepchumba	KEN	9:37.39
6,	Yelena Zadorozhnaya	RUS	9:37.91
7,	Cristina Casandra	ROU	9:39.52
8,	Mardrea Hyman	JAM	9:39.66

9, Elizabeth Jackson USA 9:46.72; 10, Bouchra Chaabi MAR 9:47.62; 11, Yamina Bouchaouante FRA 9:48.48; 12, Minori Hayakari JPN 9:48.97; 13, Inês Monteiro POR 9:50.35; 14, Wioletta Janowska POL 10:00.03; 15, Carrie Messner USA 10:11.20

While Inzikuru, a steeplechase specialist, had the fastest time before Helsinki, Janowska, and particularly Zadorozhnaya, were good flat runners thought to have a good chance of triumphing in the first ever

world women's steeplechase final. Inzikuru set a brave pace, and with a first kilometre of 2:57.98 only had her two principal rivals for company. Though the pace slowed to 6:05.20 at 2000m, Janowska was dropped, and shortly after Zadorozhnaya began to slip back, eventually fading to sixth. Inzikuru was never threatened, although Volkova closed to within 15m at the finish, and the Ugandan thus won her country's first-ever world gold.

First round (First 3 & 6 fastest to final) (Aug 6)

Heat 1: 1, Zadorozhnaya 9:32.96; 2, Hinds 9:36.76; 3, Chepchumba 9:39.27; 4, Hayakari 9:41.21; 5, Chaabi 9:41.82; 6, Lisa Galaviz USA 9:47.45; 7, Livia Tóth HUN 9:51.03; 8, Stéphanie de Croock BEL 9:54.78; 9, Róisín McGettigan IRL 9:56.31; 10, Clarisse Cruz POR 10:06.96; 11, Andrea Mayr AUT 10:07.61; 12, Miranda Boonstra NED 10:09.91

Heat 2: 1, Janowska 9:35.66; 2, Hyman 9:38.75; 3, Messner 9:39.68; 4, Jackline Chemuok KEN 9:47.37; 5, Rasa Troup LTU 9:47.47; 6, Elodie Olivarès FRA 9:49.28; 7, Ida Nilsson SWE 9:56.17; 8, Natalya Izmodenova RUS 10:01.97; 9, Rosa Morató ESP 10:07.09; 10, Fatima Bahi Azzouhoum ALG 10:07.39; 11, Dobrinka Shalamanova BUL 10:07.75; Anni Tuimala FIN DNF

Heat 3: 1, Inzikuru 9:27.85; 2, Kiptum 9:29.21; 3, Volkova 9:29.88; 4, Casandra 9:37.19; 5, Bouchaouante 9:42.18; 6, Jackson 9:45.24; 7, Monteiro 9:47.19; 8, Habiba Ghribi TUN 9:51.49; 9, Türkan Bozkurt TUR 9:56.61; 10, Valentina Gorpynych UKR 9:59.29; 11, Joanna Ankier GBR 10:12.50

Osaka 2007

Final (Aug 27)

1,	Yekaterina Volkova	RUS	9:06.57
2,	Tatyana Petrova	RUS	9:09.19
3,	Eunice Jepkorir	KEN	9:20.09
4,	Ruth Bisibori	KEN	9:25.25 _{WJR}
5,	Sophie Duarte	FRA	9:27.51
6,	Cristina Casandra	ROU	9:29.63
7,	Gulnara Galkina	RUS	9:30.24
8,	Rosa Morató	ESP	9:36.84

9, Hanane Ouhaddou MAR 9:37.87; 10, Róisín McGettigan IRL 9:39.80; 11, Veerle Dejaeghere BEL 9:40.10; 12, Fionnuala Britton IRL 9:48.09; 13, Sara Moreira POR 10:00.40; 14, Mardrea Hyman JAM 10:16.24; Wioletta Janowska POL DNF

Galkina, the world record holder, was the favourite, while Dorcus Inzikuru was unable to defend her title. Galkina led through the first kilometre (3:00.35) in the final, but then inexplicably began to slip back. Volkova took over the lead, and by 2000m (6:05.46) was almost 10m clear of Petrova and Jepkorir. She increased her lead by a couple of metres before the bell, and went away to win by nearly 20m from Petrova in the second fastest time ever. Jepkorir slipped back in the last lap, but easily held off Bisibori for the bronze. Volkova noted afterwards "Galkina is the best, there was something wrong with her today", and then correctly predicted "she [Samitova] will be the first one under nine minutes."

First round (First 4 & 3 fastest to final) (Aug 25)

Heat 1: 1, Jepkorir 9:32.27; 2, Petrova 9:38.80; 3, Dejaeghere 9:38.95; 4, McGettigan 9:39.41; 5, Hatti Dean GBR 9:43.23; 6, Mekdes Bekele ETH 9:50.12; 7, Jenny Barringer USA 9:51.04; 8, Zulema Fuentes-Pila ESP 9:55.62; 9, Dobrinka Shalamanova BUL 9:58.76; 10, Zenaide Vieira BRA 10:04.40; 11, Nataliya Tobias UKR 10:11.58; 12, Jin Yuan CHN 10:14.46; 13, Irini Kokkinariou GRE 10:19.62; 14, Tebogo Masehla RSA 10:41.02; 15, Kristine Eikrem Engeset NOR 10:56.45

Heat 2: 1, Morató 9:43.48; 2, Janowska 9:43.96; 3, Galkina 9:43.98; 4, Moreira 9:44.01; 5, Korene Hinds JAM 9:44.04; 6, Helen Clitheroe GBR 9:45.59; 7, Ancuța Bobocel ROU 9:53.44; 8, Türkan Erişmiş TUR 9:54.77; 9, Karoline Bjerkeli Grøvdal NOR 9:56.41; 10, Lindsey Anderson USA 9:57.00; 11, Li Zhenzhu CHN 10:00.55; 12, Zemzem Ahmed ETH 10:07.77; 13, Élodie Olivarès FRA 10:08.39; 14, Andrea Mayr AUT 10:14.22; 15, Sabine Heitling BRA 10:19.57; Donna MacFarlane AUS, Sigrid Vanden Bempt BEL & Christin Johansson SWE DNF

Heat 3: 1, Casandra 9:29.39; 2, Volkova 9:30.00; 3, Ouhaddou 9:30.61; 4, Duarte 9:30.70; 5, Bisibori 9:31.20; 6, Hyman 9:42.23; 7, Britton 9:42.38; 8, Anna Willard USA 9:48.62; 9, Elena Romagnolo ITA 9:50.79; 10, Diana Martín ESP 9:53.88; 11, Katarzyna Kowalska POL 9:58.74; 12, Stéphanie de Croock BEL 10:01.74; 13, Zhu Yanmei CHN 10:01.77; 14, Victoria Mitchell AUS 10:06.61; 15, Netsanet Achamo ETH 10:12.59; 16, Valentyna Horpynych UKR 10:13.87; 17, Silje Fjørtoft NOR 10:32.33; 18, Yoshika Tatsumi JPN 10:32.67

X Berlin 2009

Final (Aug 17)

1,	Yuliya Zarudneva	RUS	9:08.39
2,	Milcah Chemos	KEN	9:08.57

3,	Gulnara Galkina	RUS	9:11.09
4,	Jenny Barringer	USA	9:12.50
5,	Habiba Ghribi	TUN	9:12.52
6,	Ruth Bisibori	KEN	9:13.16
7,	Gladys Kipkemboi	KEN	9:14.62
8,	Antje Möldner	GER	9:18.54

9, Zemzem Ahmed ETH 9:22.64; 10, Jessica Augusto POR 9:25.25; 11, Katarzyna Kowalska POL 9:30.37; 12, Sofia Assefa ETH 9:31.29; 13, Eva Arias ESP 9:33.34; 14, Sophie Duarte FRA 9:33.85; (1,) Marta Domínguez ESP DQ (ADr10.8) (9:07.32)

Rightful finalist: Oxana Juravel MDA

The favourite Galkina, troubled by a knee injury, led from the gun and passed 1000m in 3:01.26. She continued in front but not at the searing pace she'd set at the Beijing Olympics when she broke the world record. The second kilometre was covered in 3:05.19. It was Zarudneva, not Galkina who proved to be the strongest Russian challenger. She led a group of seven at the bell and repelled a challenge from Ghribi to drop all but Domínguez until just before the final hurdle, when the Spaniard zipped by to win by 8m. It was "the most important victory of my life," according to the winner, who had fallen while in medal contention at the 2008 Olympics.

Chemos – fifth at the final water-jump – closed drastically thereafter to almost deprive Zarudneva for the silver. She had ran her first steeplechase only four months earlier. Defending champion Volkova went out in the heats.

In November 2015 and after years of legal procedures, Domínguez was found guilty of a doping violation. The Spanish Athletic Federation had earlier cleared the Spaniard of irregularities in her biological passport, but that decision was contested by both World Athletics and WADA. The Court of Arbitration for Sport ultimately ruled that Domínguez be banned for three years to October 2017, with a result disqualification backdated to August 5, 2009. Her Berlin title went to Zarudneva – who as Zaripova would be stripped of the next world title.

First round (First 4 & 3 fastest to final) (Aug 15)

Heat 1: 1, Galkina 9:17.67; 2, Möldner 9:21.73; 3, Assefa 9:22.63; 4, Chemos 9:23.87; 5, Arias 9:25.14; 6, Augusto 9:26.64; 7, Ancuța Bobocel ROU 9:34.39; 8, Yelena Sidorchenkova RUS 9:37.16; 9, Minoru Hayakari JPN 9:39.28; 10, Lindsey Anderson USA 9:46.03; 11, Donna MacFarlane AUS 9:52.46; 12, Durka Mana SUD 9:52.90; 13, Elena Romagnolo ITA 9:56.61; (8,) Irini Kokkinariou GRE DQ (ADr10.8) (9:35.61)

Heat 2: 1, Ghribi 9:26.40; 2, Zarudneva 9:26.64; 3, Barringer 9:26.81; 4, Kowalska 9:26.93; 5, Bisibori 9:27.04; 6, Sara Moreira POR 9:28.64; 7, Korahubsh Itaa ETH 9:33.67; 8, Ulrika Johansson SWE 9:38.88; 9, Helen Clitheroe GBR 9:41.71; 10, Diana Martín ESP 9:42.39; 11, Élodie Olivarès FRA 9:43.83; 12, Sabine Heitling BRA 9:50.96; 13, Róisín McGettigan IRL 9:59.10; 14, Silje Fjørtoft NOR 10:01.04

Heat 3: 1, Ahmed 9:29.36; 2, Kipkemboi 9:29.36; 3, Duarte 9:34.08; 4, Oxana Juravel MDA 9:36.63; 5, Livia Tóth HUN 9:45.14; 6, Sandra Eriksson FIN 9:46.62; 7, Karoline Bjerkeli Grøvdal NOR 9:48.47; 8, Cristina Casandra ROU 9:49.88; 9, Bridget Franek USA 9:50.02; 10, Aslı Çakır TUR 10:06.64; (4,) Domínguez DQ (ADr10.8) (9:34.78); (5,) Hanane Ouhaddou MAR DQ (ADr10.1) (9:35.78); (7,) Yekaterina Volkova RUS DQ (ADr10.8) (9:43.52)

XXXXX

Daegu 2011

Final (Aug 30)

1,	Habiba Ghribi	TUN	9:11.97
2,	Milcah Chemos	KEN	9:17.16
3,	Mercy Njoroge	KEN	9:17.88
4,	Lydia Rotich	KEN	9:25.74
5,	Sofia Assefa	ETH	9:28.24
6,	Gesa Felicitas Krause	GER	9:32.74
7,	Birtukan Fente	ETH	9:36.81
8,	Emma Coburn	USA	9:51.40

9, Barbara Parker GBR 9:56.66; 10, Birtukan Adamu ETH 10:05.10; (1,) Yuliya Zaripova RUS DQ (ADr10.8) (9:07.03); (7,) Binnaz Uslu TUR DQ (ADr10.1) (9:31.06); (8,) Hanane Ouhaddou MAR DQ (ADr10.8) (9:32.36); (11,) Lyubov Kharlamova RUS DQ (ADr10.8) (9:44.14); (12,) Sara Moreira POR DQ (ADr10.1) (9:47.87)

Rightful finalists: Fionnuala Britton IRL, Beverly Ramos PUR, Cristina Casandra ROU, Bridget Franek USA & Korene Hinds JAM

Zaripova, as Zarudneva, originally won silver behind Marta Domínguez in 2009 and then front-ran to the European title ahead of

the Spaniard in 2010. The Russian repeated her 2010 tactic in Daegu. The Kenyans stayed with her through kilometre splits of 3:00.70 and 3:03.66 before the Russian began to move away in the penultimate lap. Ghribi passed the Kenyans with 650m to go and looked like a threat to Zaripova, but instead the Russian's superior barrier technique and strength enabled her to draw away over the last 200m. Her time of 9:07.03 moved her into third on the all-time list.

Sadly this proved to be the second successive World Championship where the women's steeplechase champion was disqualified for a doping offence. In 2009, Zarudneva/Zaripova had been promoted to gold after Dominguez was charged. That was in November 2015, but already in January of that year, Zaripova was one of six Russians sanctioned by the Russian Anti-Doping Agency for an offence based on anomalies in her Athlete Biological Passport. Once the details of their sanctions had been confirmed by the Court of Arbitration for Sport (in March 2016), World Athletics set out her punishment. This included the annulment of all of Zaripova's results since and including that of July 20, 2011. A record five women were disqualified for doping infractions from the final alone, plus one more from the heats.

Ghribi therefore became her country's first World Champion in athletics and was handed her gold at the 2019 World Championships in Doha. The Tunisian also claimed Zaripova's 2012 Olympic title, receiving that medal in June 2016.

First round (First 4 & 3 fastest to final) (Aug 27)

Heat 1: 1, Ghribi 9:24.56; 2, Njoroge 9:24.95; 3, Fente 9:28.82; 4, Fionnuala Britton IRL 9:41.17; 5, Bridget Franek USA 9:43.09; 6, Korene Hinds JAM 9:52.11; 7, Jana Sussmann GER 9:59.53; 8, Diana Martín ESP 10:04.59; 9, Ángela Figueroa COL 10:06.00; (1.) Uslu DQ (ADr10.1) (9:24.06); (4.) Ouhaddou DQ (ADr10.8) (9:25.96)

Heat 2: 1, Assefa 9:32.48; 2, Rotich 9:36.70; 3, Coburn 9:38.42; 5, Cristina Casandra ROU 9:51.00; 6, Gülcan Mingir TUR 10:04.83; 7, Minori Hayakari JPN 10:05.34; 8, Salima Alami MAR 10:07.71; 9, Marcela Lustigová CZE 10:12.54; Mardrea Hyman JAM DNF; (3.) Moreira DQ (ADr10.1) (9:36.97); (5.) Kharlamova DQ (ADr10.8) (9:40.04)

Heat 3: 1, Chemos 9:35.61; 2, Krause 9:35.83; 3, Adamu 9:37.31; 4, Parker 9:38.21; 5, Beverly Ramos PUR 9:45.50; 6, Stephanie Garcia USA 9:53.47; 7, Stephanie Reilly IRL 9:55.49; 8, Sandra Eriksson FIN 10:03.20; 9, Svitlana Shmidt UKR 10:14.16; (1.) Zaripova DQ (ADr10.8) (9:35.80); (11.) Irini Kokkiniariou GRE DQ (ADr10.8) (10:15.18)

Moscow 2013

(Aug 13)

1,	Milcah Chemos	KEN	9:11.65
2,	Lydia Chepkurui	KEN	9:12.55
3,	Sofia Assefa	ETH	9:12.84
4,	Hiwot Ayalew	ETH	9:15.25
5,	Etenesh Diro	ETH	9:16.97
6,	Hyvin Jepkemoi	KEN	9:22.05
7,	Valentyna Zhudina	UKR	9:33.73
8,	Antje Möldner-Schmidt	GER	9:34.06

9, Gesa-Felicita Krause GER 9:37.11; 10, Eilish McColgan GBR 9:37.33; 11, Diana Martín ESP 9:38.30; 12, Natalya Gorchakova RUS 9:38.57; 13, Ancuța Bobocel ROU 9:53.35; 14, Silvia Danekova BUL 9:58.57; 15, Salima Alami MAR 10:08.36

After one lap of the final, all Kenyans and Ethiopians were clear of the field. Ayalew led through 1000m in 3:01.72, and then Chemos took the lead. The shortest of the contenders, and with a rudimentary hurdle technique, she covered the second kilometre in 3:09.64. With just under two laps to go, Assefa hit a hurdle and fell, losing 20m. Chemos lifted the pace approaching the bell, and though training partner Chepkurui got near during the last lap, she could never pass her diminutive teammate. Chemos became Kenya's first female world steeplechase champion. Behind her Chepkurui only just held off Asefa for silver. Without the fall, the Ethiopian would surely have been battling for gold. The transponder time for her final lap was 73.27, quicker than the 73.68 of the winner.

The two biggest threats to East Africa never made it to Moscow. Olympic silver medalist Habiba Ghribi withdrew with an injury. So did defending champion Yulia Zaripova, who was reported as having hurt her knee hurdling, but was later declared guilty by the Russian Anti-Doping Agency of having committed a doping offence from July 25, 2013.

First round (First 5 & 5 fastest to final) (Aug 10)

Heat 1: 1, Chemos 9:36.16; 2, Jepkemoi 9:36.19; 3, Assefa 9:36.66; 4, Zhudina 9:37.79; 5, Alami 9:39.95; 6, Krause 9:42.19; 7, Amina Betiche ALG 9:45.50; 8, Sandra Eriksson FIN 9:45.57; 9, Shalaya Kipp USA 9:45.97; 10, Beverly Ramos PUR 9:49.60; 11, Lyudmila Lebedeva RUS 9:50.64; 12, Sudha Singh IND 9:51.05; 13, Charlotta Fougberg SWE 9:59.17; 14, Natalya Aristarkhova RUS 10:10.26

Heat 2: 1, Diro 9:24.02; 2, Chepkurui 9:24.19; 3, Ayalew 9:24.49; 4, Möldner-Schmidt 9:29.27; 5, Danekova 9:35.66; 6, Bobocel 9:35.78; 7, McColgan 9:35.82; 8, Martín 9:39.22; 9, Gorchakova 9:42.12; 10, Katarzyna Kowalska POL 9:44.12; 11, Ashley Higginson USA 9:45.78; 12, Gladys Kipkemboi KEN 9:54.22; 13, Nicole Bush USA 9:58.03; Kaltoum Bouaasayriya MAR DQ (Tr17.3.2); Fabienne Schlumpf SUI DQ (Tr17.3.2)

Beijing 2015

Final (Aug 26)

1,	Hyvin Jepkemoi	KEN	9:19.11
2,	Habiba Ghribi	TUN	9:19.24
3,	Gesa-Felicita Krause	GER	9:19.25
4,	Sofia Assefa	ETH	9:20.01
5,	Emma Coburn	USA	9:21.78
6,	Hiwot Ayalew	ETH	9:24.27
7,	Virginia Nyambura	KEN	9:26.21
8,	Lalita Babar	IND	9:29.64

9, Stephanie Garcia USA 9:31.06; 10, Salima Alami MAR 9:32.15; 11, Ruth Jebet BRN 9:33.41; 12, Colleen Quigley USA 9:34.29; 13, Özlem Kaya TUR 9:34.66; 14, Fadwa Sidi Madane MAR 9:41.45; 15, Rosefine Chepngetich KEN 9:46.08

After a slow start, Babar of India broke away, passing 1000m in 3:09.96, and still led at 2000m in 6:22.27. Coburn took the lead with two laps to go, and at the bell (8:12.85) there were still seven in the leading group. Olympic Champion Ghribi went to the front just after the bell, but could not break away. As the leaders came out of the final water jump, the Tunisian led by inches from Jepkemoi, with Krause, Coburn and Assefa just behind. Approaching the final barrier Krause sidestepped inside and came off the final hurdle just ahead of Ghribi, with Jepkemoi third. In an exciting finish, those positions were reversed with the Kenyan emerging as the victor. Barely a metre covered the top three.

For Morocco, Ouhaddou was disqualified for a third successive World Championships. Her results in 2011 and 2013 were annulled because of doping violation revealed by her biological passport. In Beijing she was sanctioned for stepping inside the inner lane line.

First round (First 3 & 6 fastest to final) (Aug 24)

Heat 1: 1, Ayalew 9:25.55; 2, Nyambura 9:28.50; 3, Garcia 9:29.34; 4, Madeline Hills AUS 9:30.79; 5, Amina Betiche ALG 9:36.10; 6, Geneviève Lalonde CAN 9:36.83; 7, Maruša Mišmaš SLO 9:37.73; 8, Camilla Richardson FIN 9:53.13; 9, Michele Finn IRL 9:55.27; 10, Muriel Coneo COL 9:55.53; 11, Lyudmila Lebedeva RUS 9:58.65; 12, Rosa Flanagan NZL 10:00.71; Sviatlana Kudzelich BLR DNF; Hanane Ouhaddou MAR DQ (Tr17.3.2); Aisha Praught JAM DQ (Tr17.3.2)

Heat 2: 1, Ghribi 9:24.38; 2, Krause 9:24.92; 3, Chepngetich 9:25.91; 4, Babar 9:27.86; 5, Alami 9:28.18; 6, Quigley 9:29.09; 7, Kaya 9:30.23; 8, Mariya Shatalova UKR 9:36.87; 9, Birtukan Fente ETH 9:39.77; 10, Erin Teschuk CAN 9:40.07; 11, Victoria Mitchell AUS 9:43.73; 12, Silvia Danekova BUL 9:46.31; 13, Sara Treacy IRL 9:48.24; 14, Charlotta Fougberg SWE 9:50.79; (15.) Yekaterina Doseykina RUS DQ (ADr10.8) (10:13.26)

Heat 3: 1, Jepkemoi 9:26.19; 2, Assefa 9:26.47; 3, Coburn 9:27.19; 4, Madane 9:27.87; 5, Jebet 9:27.93; 6, Etenesh Diro ETH 9:31.97; 7, Genevieve LaCaze AUS 9:39.35; 8, Sandra Eriksson FIN 9:39.64; 9, Lucie Sekanová CZE 9:45.72; 10, Klara Bodinson SWE 9:50.13; 11, Tuğba Güvenç TUR 9:58.07; 12, Natalya Aristarkhova RUS 10:02.79; 13, Kerry O'Flaherty IRL 10:05.10; 14, Zhang Xinyan CHN 10:13.25; 15, Rolanda Bell PAN 10:33.78

London 2017

Final (Aug 11)

1,	Emma Coburn	USA	9:02.58
2,	Courtney Frerichs	USA	9:03.77
3,	Hyvin Jepkemoi	KEN	9:04.03
4,	Beatrice Chepkoech	KEN	9:10.45
5,	Ruth Jebet	BRN	9:13.96
6,	Celliphine Chespol	KEN	9:15.04
7,	Etenesh Diro	ETH	9:22.46
8,	Winfred Yavi	BRN	9:22.67

9, Gesa-Felicitas Krause GER 9:23.87; 10, Purity Kirui KEN 9:25.62; 11, Belén Casetta ARG 9:25.99; 12, Genevieve LaCaze AUS 9:26.25; 13, Genevieve Lalonde CAN 9:29.99; Aisha Praught Leer JAM DQ (Tr17.3.2); Birtukan Fente ETH DNS

One of the viral moments of the London World Championships came 90 seconds into the steeplechase final. Chepkoech, one of the favourites, had been leading at a gentle pace when she simply forgot to cut inside and take the first water jump. She realised her mistake and did the right thing, doubling back and followed the path she should have taken in the first instance, but lost 50m in the process. She then fell on the following lap, hampering the European Champion Krause among others.

As Chepkoech miraculously made her way back into contention, world record holder Jebet led a pack of six at 1000m (3:02.74 by photocell): herself, Yavi, Chespol, Jepakemai and the Americans Coburn and Frerichs. Jebet's pace first dropped her Kenyan-Bahraini compatriot Yavi, and it looked as if she would run from the front for gold as she had at the Rio Olympics. Yet with three laps left, the gap behind her did not grow and six women were still in contention at 2000m (6:03.60).

Surprisingly it was world leader Chespol who cracked first, then Jebet unexpectedly succumbed to Chepkoech at the bell and folded completely in the backstraight. Still running strongly were the American pair and they hit the front coming off the last water jump. Against expectation, Coburn drew clear and her compatriot held off Jepakemai for the silver.

The efficiency of the water-jumping by the top two was praised by the London biomechanics, who concluded that "developing effective water jump clearance technique is key to making sure that medals are not 'lost in the water'."

First round (First 3 & 6 fastest to final) (Aug 9)

Heat 1: 1, Krause 9:39.86; 2, Jepakemai 9:39.89; 3, Kirui 9:40.53; 4, Fadwa Sidi Madane MAR 9:40.61; 5, Sofia Assefa ETH 9:40.88; 6, Irene Sánchez ESP 9:46.59; 7, Maeva Danois FRA 9:49.21; 8, Alycia Butterworth CAN 9:51.50; 9, Mariya Shatalova UKR 9:54.21; 10, Lennie Waite GBR 9:54.97; 11, Tigist Mekonen BRN 9:55.42; 12, Lucie Sekanová CZE 10:09.67; 13, Charlotta Fougberg SWE 10:21.21; Colleen Quigley USA DQ (Tr17.3.2) (9:40.06)

Heat 2: 1, Chepkoech 9:19.03; 2, Jebet 9:19.52; 3, Frerichs 9:25.14; 4, Praught Leer 9:26.37; 5, Lalonde 9:31.81; 6, Fente 9:33.99; 7, Özlem Kaya TUR 9:37.06; 8, Anna Emilie Møller DEN 9:44.12; 9, Maria Larsson SWE 9:48.13; 10, Amina Betiche ALG 9:53.06; 11, Victoria Mitchell AUS 10:00.40; 12, Camilla Richardsson FIN 10:07.04; 13, Teresa Urbina ESP 10:21.90

Heat 3: 1, Chespol 9:27.35; 2, Coburn 9:27.42; 3, LaCaze 9:27.53; 4, Yavi 9:28.00; 5, Diro 9:31.87; 6, Casetta 9:35.78; 7, Fabienne Schlumpf SUI 9:36.08; 8, Peruth Chemutai UGA 9:43.04; 9, Rosie Clarke GBR 9:49.36; 10, Viktória Gyürkés HUN 9:52.66; 11, Maria Bernard CAN 9:59.45; 12, Francesca Bertoni ITA 10:01.36; 13, María José Pérez ESP 10:01.84; 14, Tuğba Güvenç TUR 10:13.03

Doha 2019

Final (Sep 30)

1,	Beatrice Chepkoech	KEN	8:57.84
2,	Emma Coburn	USA	9:02.35
3,	Gesa-Felicitas Krause	GER	9:03.30
4,	Winfred Yavi	BRN	9:05.68
5,	Peruth Chemutai	UGA	9:11.08
6,	Courtney Frerichs	USA	9:11.27
7,	Anna Emilie Møller	DEN	9:13.46
8,	Hyvin Jepakemai	KEN	9:13.53

9, Luiza Gega ALB 9:19.93; 10, Genevieve Gregson AUS 9:23.84; 11, Mekides Abebe Demewoz ETH 9:25.66; 12, Maruša Mišmaš SLO 9:25.80; 13, Karoline Bjerkeli Grovdal NOR 9:29.41; 14, Genevieve Lalonde CAN 9:32.92; Celliphine Chespol KEN DNF

Chepkoech had put her travails of 2017 well and truly behind her. In 2018 she broke the world record by more than eight seconds, and in Doha she set off seemingly intent on breaking that record (of 8:44.32).

Her first kilometre took 2:52.95 (8:38 pace!), giving her a lead of 50m. Despite slowing in the middle kilometre (3:02.33) the Kenyan's lead was increased by a further 15m. The pack started making inroads when Coburn pushed the pursuers' pace with 700m to go. At the bell Chepkoech led by seven seconds, with Coburn having gained three seconds in the penultimate lap. The American gained a further 2½ seconds

in the last lap, but Chepkoech, despite a moderate last lap of 70.63, still had a margin of 30m at the finish. Fastest finisher was Krause, who moved up from fifth in the last lap to repeat her 2015 bronze.

First round (First 3 & 6 fastest to semi-finals) (Sep 27)

Heat 1: 1, Chemutai 9:21.98; 2, Coburn 9:23.40; 3, Chespol 9:24.22; 4, Demewoz 9:27.61; 5, Gregson 9:27.74; 6, Bjerkeli Grovdal 9:28.84; 7, Lalonde 9:30.01; 8, Aimee Pratt GBR 9:38.91; 9, Xu Shuangshuang CHN 9:42.23; 10, Adva Cohen ISR 9:42.92; 11, Anna Tropina ANA/RUS 9:44.06; 12, Alicja Konieczek POL 9:44.96; 13, Özlem Kaya TUR 9:48.08; 14, Ophélie Claude-Boxberger FRA 10:05.10

Heat 2: 1, Chepkoech 9:18.01; 2, Frerichs 9:18.42; 3, Krause 9:18.82; 4, Møller 9:18.92; 5, Gega 9:28.32; 6, Lizzie Bird GBR 9:30.13; 7, Allie Ostrander USA 9:30.85; 8, Paige Campbell AUS 9:44.80; 9, Michelle Finn IRL 9:47.44; 10, Lomi Muleta Tefera ETH 9:49.28; 11, Viktória Wagner-Gyürkés HUN 9:52.11; 12, Camilla Richardsson FIN 9:53.06; 13, Reimi Yoshimura JPN 9:55.72; 14, Maria Bernard CAN 9:57.03; 15, Tuğba Güvenç TUR 10:13.79

Heat 3: 1, Jepakemai 9:29.15; 2, Yavi 9:29.40; 3, Mišmaš 9:29.68; 4, Fancy Cherono KEN 9:32.34; 5, Yekaterina Ivonina ANA/RUS 9:35.59; 6, Irene Sánchez ESP 9:37.34; 7, Wondimagegn Zerfe ETH 9:40.92; 8, Zhang Xinyan CHN 9:43.75; 9, Belén Casetta ARG 9:45.07; 10, Marwa Bouzayani TUN 9:47.78; 11, Regan Yee CAN 9:48.56; 12, Rosie Clarke GBR 9:49.18; 13, Georgia Winkcup AUS 9:50.21

3000 METRES STEEPLECHASE

Multiple Medallists:

3	Milcah Chemos	KEN	09-2, 11-2, 13-1
2	Yekaterina Volkova	RUS	05-2, 07-1
	Habiba Ghribi	TUN	11-1, 15-2
	Gesa Felicitas Krause	GER	15-3, 19-3
	Hyvin Jepakemai	KEN	15-1, 17-3
	Emma Coburn	USA	17-1, 19-2

Most Finals:

5	Krause	11-6, 13-9, 15-3, 17-9, 19-3
---	--------	------------------------------

Most Appearances:

5	Sofia Assefa	ETH	09-12, 11-5, 13-3, 15-4, 17-5h1
	Krause		

National Placings:

	1	2	3	4	5	6	7	8	Points
KEN	3	3	4	3	1	3	2	1	102
RUS	2	2	1	-	-	1	1	-	41
USA	1	2	-	1	1	1	-	1	35
ETH	-	-	1	2	2	1	2	-	31
TUN	1	1	-	-	1	-	-	-	19
GER	-	-	2	-	-	1	-	2	17
UGA	1	-	-	-	1	-	-	-	12
BRN	-	-	-	1	1	-	-	1	10
JAM	-	-	-	1	-	-	-	1	6
ROU	-	-	-	-	-	1	1	-	5
FRA	-	-	-	-	1	-	-	-	4
DEN	-	-	-	-	-	-	1	-	2
UKR	-	-	-	-	-	-	1	-	2
ESP	-	-	-	-	-	-	-	1	1
IND	-	-	-	-	-	-	-	1	1
Totals	8	8	8	8	8	8	8	8	288

100 Metres Hurdles

Helsinki 1983

Final (Aug 13) (2.4)

			Reactions
1,	Bettine Jahn	GDR	12.35w 0.154
2,	Kerstin Knabe	GDR	12.42 0.115
3,	Ginka Zagorcheva	BUL	12.62 0.117
4,	Natalya Petrova	URS	12.67 0.150
5,	Shirley Strong	GBR	12.78 0.128
6,	Yelena Biserova	URS	12.80 0.154
7,	Cornelia Riefstahl	GDR	12.94 0.139
8,	Benita Fitzgerald	USA	12.99 0.164

Windy conditions on the last days of the championships blew Bettine Jahn to history's fastest time but prevented the mark from being accepted as a record.

The 25 year-old GDR hurdler, only third in the previous year's European Championships, ran a perfect race from lane 1 to clock 12.35, 0.01 quicker than the 1980 world record of Grażyna Rabsztyń. For a moment the stadium was celebrating the third world record of the championships. Then the following wind was confirmed as 2.4 metres per second. A strong second was Jahn's taller compatriot Knabe, who closed down on the leader over the last two hurdles.

First round (First 5 & 7 fastest to semi-finals) (Aug 12)

Heat 1: (0.8) 1, Knabe 13.03; 2, Machabey 13.15; 3, Denk 13.26; 4, Kameli 13.61; 5, Benserud 13.71; 6, Pandazi 13.90; 7, Dai 13.97

Heat 2: (2.1) 1, Zagorcheva 12.78w; 2, Biserova 12.91; 3, Savigny 13.21; 4, Stoica 13.24; 5, Boothe 13.46; 6, Capotosto 13.63; 7, Lin 14.25

Heat 3: (-3.1) 1, Strong 13.26; 2, Petrova 13.43; 3, Siska 13.60; 4, Fitzgerald 13.67; 5, Forgrave 13.83; 6, Nawal El Moutawakel MAR 14.85; 7, June Caddle BAR 14.89

Heat 4: (0.5) 1, Filsinger 13.04; 2, Riefstahl 13.07; 3, Nunn 13.26; 4, Nelson 13.66; 5, Sichlau 13.76; 6, Martínez 13.78; Candy Young USA DNF

Heat 5: (0.6) 1, Jahn 12.81; 2, Chardonnet 13.17; 3, Page 13.18; 4, Livermore 13.25; 5, Olijslager 13.26; 6, Sasaki 13.78; 7, Purho 14.23

Second round (First 4 to semi-finals) (Aug 12)

Heat 1: (1.4) 1, Knabe 12.83; 2, Livermore 13.22; 3, Nunn 13.23; 4, Filsinger 13.31; 5, Susan Kameli CAN 13.33; 6, Beatriz Capotosto ARG 13.60; 7, Elisabet Pandazi GRE 13.95; 8, Dai Jianhua CHN 14.07

Heat 2: (2.3) 1, Zagorcheva 12.66w; 2, Petrova 12.70; 3, Page 13.12; 4, Chardonnet 13.13; 5, Lorna Boothe GBR 13.29; 6, Heidi Benserud NOR 13.60; 7, Helle Sichlau DEN 13.73; Lin Yueh-Hsiang TPE DNS

Heat 3: (1.9) 1, Jahn 12.75; 2, Machabey 12.95; 3, Fitzgerald 13.15; 4, Siska 13.16; 5, Mihaela Stoica ROU 13.21; 6, Marjan Olijslager NED 13.30; 7, Sylvia Forgrave CAN 13.38; 8, Emi Sasaki JPN 13.73

Heat 4: (1.6) 1, Strong 12.91; 2, Biserova 12.94; 3, Riefstahl 12.96; 4, Denk 13.14; 5, Marie-Nöelle Savigny FRA 13.21; 6, Karen Nelson CAN 13.61; 7, María José Martínez ESP 13.80; 8, Saita Purho FIN 13.90

Semi-finals (First 4 to final) (Aug 13)

Heat 1: (0.7) 1, Zagorcheva 12.75; 2, Knabe 12.83; 3, Biserova 12.92; 4, Strong 12.99; 5, Michele Chardonnet FRA 13.13; 6, Pam Page USA 13.24; 7, Heike Filsinger FRG 13.42; 8, Xenia Siska HUN 13.68

Heat 2: (1.6) 1, Jahn 12.76; 2, Petrova 12.83; 3, Fitzgerald 12.96; 4, Riefstahl 13.00; 5, Laurence Machabey FRA 13.08; 6, Ulrike Denk FRG 13.16; 7, Judy Livermore GBR 13.30; 8, Glynis Nunn AUS 13.39

Rome 1987**Final (Sep 4) (-0.5)**

1,	Ginka Zagorcheva	BUL	12.34
2,	Gloria Uibel	GDR	12.44
3,	Cornelia Oschkenat	GDR	12.46
4,	Yordanka Donkova	BUL	12.49
5,	Anne Piquereau	FRA	12.82
6,	Laurence Elloy	FRA	12.83
7,	Claudia Zaczekiewicz	FRG	12.98
8,	LaVonna Martin	USA	13.06

Yordanka Donkova, who set three world records in 1986, was left without a medal in a final which resembled a Bulgaria versus GDR international.

Donkova had been supplanted as world record holder by her teammate Zagorcheva, and it was she who dominated in the final. Donkova held second place briefly but was overtaken by the GDR pair of Uibel and Oschkenat.

First round (First 3 & 4 fastest to semi-finals) (Sep 3)

Heat 1: (-1.0) 1, Zagorcheva 12.51; 2, Piquereau 13.24; 3, López 13.24; 4, Heggli 13.32; 5, Wendy Jeal GBR 13.41; 6, Dinah Yankey GHA 13.90; 7, Helga Halldorsdóttir ISL 13.97

Heat 2: (0.8) 1, Donkova 12.97; 2, Colle 13.20; 3, Hightower 13.22; 4, Vallecilla 13.30; 5, Lesley-Ann Skeete GBR 13.40; 6, Tiina Lindgren FIN 13.76; 7, Chen Wen-Ing TPE 14.12

Heat 3: (-0.8) 1, Oschkenat 12.83; 2, Gunnell 13.02; 3, Martin 13.19; 4, Lombardo 13.25; 5, Karin Malmbratt SWE 13.43; 6, Karen Nelson CAN 13.60

Heat 4: (-1.6) 1, Uibel 12.81; 2, Elloy 13.08; 3, Zaczekiewicz 13.15; 4, Hunter 13.19; 5, Feng Yinghua CHN 13.85; 6, Sandra Tavares MEX 13.86

Semi-finals (First 4 to final) (Sep 4)

Heat 1: (-0.2) 1, Oschkenat 12.65; 2, Zagorcheva 12.75; 3, Martin 12.94; 4, Piquereau 12.95; 5, Florence Colle FRA 13.04; 6, Sally Gunnell GBR 13.06; 7, Rita Heggli SUI 13.20; 8, Nancy Vallecilla ECU 13.28

Heat 2: (-0.9) 1, Uibel 12.68; 2, Donkova 12.76; 3, Elloy 12.88; 4, Zaczekiewicz 13.01; 5, Stephanie Hightower USA 13.12; 6, Sophia Hunter USA 13.26; 7, Aliuska López CUB 13.31; 8, Patrizia Lombardo ITA 13.38

Tokyo 1991**Final (Aug 30) (-1.7)**

				Reactions
1,	Lyudmila Narozhilenko	URS	12.59	0.147
2,	Gail Devers-Roberts	USA	12.63	0.148
3,	Natalya Grigoryeva	URS	12.69	0.162
4,	Monique Ewanjé-Épée	FRA	12.84	0.150

5,	Julie Baumann	SUI	12.88	0.152
6,	Florence Colle	FRA	13.01	0.165
7,	Aliuska López	CUB	13.06	0.168
8,	Kristin Patzwahl	GER	13.07	0.155

The event went to form when Lyudmila Narozhilenko added the world outdoor title to the one she had won indoors in March. The Soviet record holder (12.28) ran the fastest times in each of the rounds and took control of the final from the third hurdle.

It looked as if the USSR would also claim the silver, before Devers-Roberts surged at the end of the race. Her run represented a remarkable comeback. She had suffered from Graves' disease – a thyroid condition – which prevented her from competing in 1989 and 1990. Six months before the championships she was confined to her bed and almost had to have her feet amputated. She miraculously recovered and started training seriously in May.

The silver and bronze medallists of 1987, Siebert (née Uibel) and Oschkenat – were both eliminated in the first round.

First round (First 2 & 6 fastest to semi-finals) (Aug 29)

Heat 1: (0.0) 1, Zhang 13.12; 2, Myricks 13.12; 3, Piquereau 13.20; 4, Lesley-Ann Skeete GBR 13.33; 5, Mihaela Pogăcian ROU 13.38; 6, Cornelia Oschkenat GER 13.55

Heat 2: (-1.1) 1, Grigoryeva 13.02; 2, Adams 13.30; 3, Voula Patoulidou GRE 13.41; 4, Liliana Nastase ROU 13.41; 5, Donald Duprey CAN 13.75; 6, Carmen Bezanilla CHI 14.01; Yasmina Azzizi ALG DNS

Heat 3: (0.9) 1, Devers-Roberts 12.77; 2, Freeman 13.10; 3, Colle 13.12; 4, Mardomingo 13.22; 5, Gloria Siebert GER 13.29; 6, Luo Bin CHN 13.53

Heat 4: (0.6) 1, Ewanjé-Épée 12.92; 2, López 13.10; 3, Morley-Brown 13.24; 4, Nadezhda Bodrova URS 13.34; 5, Brigita Bukovec YUG 13.44; 6, Monica Pellegrinelli SUI 13.49; 7, Wang Shu-Hwa TPE 13.81

Heat 5: (0.5) 1, Narozhilenko 12.66; 2, Baumann 12.86; 3, Dethier 13.07; 4, Patzwahl 13.08; 5, Dawn Bowles USA 13.41; 6, Michelle Edwards GBR 13.50; 7, Ayumi Sasaki JPN 13.85

Semi-finals (First 4 to final) (Aug 29)

Heat 1: (-0.4) 1, Grigoryeva 12.66; 2, Devers-Roberts 12.71; 3, Ewanjé-Épée 12.88; 4, Patzwahl 13.11; 5, Michelle Freeman JAM 13.17; 6, Sylvie Dethier BEL 13.18; 7, Kay Morley-Brown GBR 13.24; 8, Odalys Adams CUB 13.26

Heat 2: (0.2) 1, Narozhilenko 12.52; 2, López 12.91; 3, Colle 12.94; 4, Baumann 12.94; 5, Anne Piquereau FRA 13.02; 6, Arnita Myricks USA 13.12; 7, María José Mardomingo ESP 13.19; 8, Zhang Yu CHN 13.24

Stuttgart 1993**Final (Aug 20) (0.2)**

1,	Gail Devers	USA	12.46	0.167
2,	Marina Azyabina	RUS	12.60	0.157
3,	Lynda Tolbert	USA	12.67	0.118
4,	Aliuska López	CUB	12.73	0.187
5,	Eva Sokolova	RUS	12.78	0.163
6,	Dawn Bowles	USA	12.90	0.217
7,	Michelle Freeman	JAM	12.90	0.188
8,	Cécile Cinélu	FRA	12.95	0.160

Devers made amends for falling in the Olympic final by taking her second world gold in five days. The American was helped by the fact that her main rival, Azyabina, false-started in the final.

It was Tolbert who showed the best reactions when the race started for real. She was caught by Devers before halfway. The 100m champion easily held off the closing charge of Azyabina to break her own American record. Tolbert held on for the bronze.

First round (First 3 & 6 fastest to semi-finals) (Aug 19)

Heat 1: (-1.0) 1, Azyabina 12.88; 2, Baumann 13.10; 3, Bodrova 13.25; 4, Preira 13.36; 5, María José Mardomingo ESP 13.41; 6, Sonia Paquette CAN 13.51; 7, Gudrun Arnardóttir ISL 13.96

Heat 2: (-0.8) 1, Sokolova 12.96; 2, Anderson 13.23; 3, Grefstad 13.29; 4, Russell 13.30; 5, Liliana Nastase ROU 13.41; 6, Maria Kamrowska POL 13.44; 7, Natalya Belenkova TKM 14.18; 8, Ivette Sánchez PAN 15.30

Heat 3: (-0.6) 1, Freeman 12.84; 2, Bowles 12.89; 3, Patzwahl 12.98; 4, Bukovec 13.05; 5, Ramalalanirina 13.35; 6, Chan Sau Ying HKG 13.50; 7, Kim Seon-Jin KOR 13.99

Heat 4: (-1.0) 1, López 13.04; 2, Dimitrova 13.05; 3, Rose 13.27; 4, Keri Maddox GBR 13.49; 5, Ina Langenhuisen NED 13.50; 6, Vania Ferreira BRA 14.23; Sabine Braun GER DNS

Heat 5: (-0.1) 1, Devers 12.74; 2, Cinélu 13.00; 3, Agyepong 13.07; 4, Flemming 13.19; 5, Donald Duprey CAN 13.50; 6, Ludmila Olijar LAT 13.50; 7, Sriyani Kulawansa SRI 13.58

Heat 6: (-0.5) 1, Tolbert 12.90; 2, Girard 13.08; 3, Court 13.26; 4, Kolovanova UKR 13.40; 5, Joyce Melendez PUR 13.41; 6, Carla Tuzzi ITA 13.54; 7, Manuela Marxer LIE 13.65

Semi-finals (First 2 & 2 fastest to final) (Aug 19)

Heat 1: (-0.3) 1, Devers 12.67; 2, Cinélu 12.88; 3, López 12.92; 4, Jackie Agyepong GBR 13.03; 5, Kristin Patzwahl GER 13.07; 6, Katie Anderson CAN 13.34; 7, Dionne Rose JAM 13.43; Natalya Kolovanova UKR DNF

Heat 2: (0.3) 1, Azyabina 12.70; 2, Tolbert 12.76; 3, Brigita Bukovec SLO 12.98; 4, Patricia Girard FRA 13.03; 5, Gillian Russell JAM 13.12; 6, Nicole Ramalalanirina MAD 13.16; 7, Jane Flemming AUS 13.19; 8, Clova Court GBR 13.37

Heat 3: (0.6) 1, Sokolova 12.76; 2, Freeman 12.77; 3, Bowles 12.84; 4, Svetla Dimitrova BUL 12.96; 5, Nadyezhda Bodrova UKR 12.98; 6, Julie Baumann SUI 12.99; 7, Monica Grefstad NOR 13.37; 8, Marie-Victoire Preira FRA 13.39

Gothenburg 1995

Final (Aug 6) (0.2)

1,	Gail Devers	USA	12.68	0.162
2,	Olga Shishigina	KAZ	12.80	0.141
3,	Yuliya Graudyn	RUS	12.85	0.185
4,	Tatyana Reshetnikova	RUS	12.87	0.194
5,	Julie Baumann	SUI	12.95	0.137
6,	Gillian Russell	JAM	12.96	0.167
7,	Dionne Rose	JAM	12.98	0.152
8,	Brigita Bukovec	SLO	13.02	0.180

The form book indicated that Devers would face a strong challenge from Shishigina, who was unbeaten in 10 hurdles races in 1995 and had a best of 12.44. Devers, meanwhile, was having a low-key season in which she avoided sprinting due to a tender hamstring.

In the final, the American got a poor start but her speed between the hurdles showed. Shishigina was the better hurdler but was no match for the American. "In the race I just focussed on my lane," said Devers. "I didn't know of the others."

First round (First 2 & 6 fastest to semi-finals) (Aug 5)

Heat 1: (-0.2) 1, Bukovec 12.93; 2, Rose 12.97; 3, Piquereau 13.05; 4, Caren Jung GER 13.13; 5, Carla Tuzzi ITA 13.32; 6, Chan Sau Ying HKG 13.53

Heat 2: (-0.6) 1, Reshetnikova 13.07; 2, Guialdo 13.08; 3, Monique Turret FRA 13.13; 4, Birgit Wolf GER 13.21; 5, Maria José Mardomingo ESP 13.31; 6, Isabel Abrantes POR 13.77; Hsu Hsiu-ying TPE DNF

Heat 3: (0.4) 1, Graudyn 12.90; 2, Girard 12.95; 3, Freeman 12.99; 4, Yurkova 13.00; 5, Odalys Adams CUB 13.33; 6, Heike Blassneck GER 13.47; Gilda Massa PER DNS

Heat 4: (-0.2) 1, Shishigina 12.80; 2, López 13.01; 3, Agyepong 13.06; 4, Ramalalanirina 13.13; 5, Doris Williams USA 13.33; 6, Sriyani Kulawansa SRI 13.45; Joyce Melendez PUR DNS

Heat 5: (-1.0) 1, Russell 12.84; 2, Devers 12.85; 3, Baumann 12.99; 4, Yelena Ovcharova UKR 13.18; 5, Monica Grefstad NOR 13.30; 6, Zhou Jing CHN 13.61; 7, Véronique Linster LUX 13.74

Semi-finals (First 4 to final) (Aug 6)

Heat 1: (0.1) 1, Devers 12.67; 2, Russell 12.74; 3, Graudyn 12.82; 4, Baumann 12.86; 5, Patricia Girard FRA 12.87; 6, Lidiya Yurkova BLR 12.95; 7, Jacqui Agyepong GBR 13.14; 8, Michelle Freeman JAM 13.23

Heat 2: (-0.3) 1, Shishigina 12.78; 2, Bukovec 12.82; 3, Rose 12.86; 4, Reshetnikova 12.88; 5, Marsha Guialdo USA 12.91; 6, Aliuska López CUB 12.98; 7, Anne Piquereau FRA 13.09; 8, Nicole Ramalalanirina MAD 13.24

Athens 1997

Final (Aug 10) (-0.3)

1,	Ludmila Engquist	SWE	12.50	0.126
2,	Svetla Dimitrova	BUL	12.58	0.136
3,	Michelle Freeman	JAM	12.61	0.145
4,	Brigita Bukovec	SLO	12.69	0.146
5,	Dionne Rose	JAM	12.87	0.118
6,	Katie Anderson	CAN	12.88	0.127
7,	Svetlana Laukhova	RUS	12.98	0.135
	Patricia Girard	FRA	DQ (Tr16.8)	

After setting Commonwealth records of 12.53 and 12.52 in the preliminaries, and with a clear lead in the early stages of the final, Freeman must have believed everything was going her way. But her fate was to finish third. Sweden's Olympic Champion Engquist (who won this title in 1991 as Lyudmila Narozhilenko of the USSR) kept her head and, despite being as much as 6/100ths behind Freeman after 40m she was

ahead at the seventh hurdle and went on to finish a metre clear. The Jamaican was passed on the run-in by Dimitrova. Girard was disqualified for two false starts.

First round (First 2 & 6 fastest to semi-finals) (Aug 9)

Heat 1: (0.2) 1, Freeman 12.53; 2, Baumann 12.91; 3, Kirkland 12.99; 4, Blassneck 13.00; 5, Botha 13.00; 6, Aneta Sosnowska POL 13.28; 7, Virginie Gollino MON 15.26

Heat 2: (1.5) 1, Engquist 12.62; 2, Girard 12.67; 3, Laukhova 12.88; 4, Sriyani Kulawansa SRI 13.07; 5, Angie Thorp GBR 13.08; 6, Carla Tuzzi ITA 13.10; 7, Taiwo Aladeffa NGR 13.16

Heat 3: (0.2) 1, Rose 12.84; 2, Allahgreen 13.03; 3, Dawn Bowles USA 13.11; 4, Nadège Joseph FRA 13.23; 5, Irina Korotyia RUS 13.32; 6, Yvonne Kanazawa JPN 13.34; 7, Hristiana Tabaki GRE 13.82

Heat 4: (0.6) 1, Dimitrova 12.68; 2, Atede 12.83; 3, Walker 12.96; 4, Iveta Rudová CZE 13.14; 5, Nicole Ramalalanirina MAD 13.21; 6, Johanna Halkoaho FIN 13.52; Anna Leszczynska POL DNF

Heat 5: (-1.6) 1, Anderson 12.96; 2, Bukovec 12.97; 3, Graudyn 13.07; 4, Melissa Morrison USA 13.11; 5, Aliuska López CUB 13.19; 6, Maria-José Mardomingo ESP 13.42; 7, Verónica de Paoli ARG 13.83

Semi-finals (First 4 to final) (Aug 10)

Heat 1: (-0.4) 1, Freeman 12.52; 2, Dimitrova 12.74; 3, Bukovec 12.76; 4, Anderson 12.80; 5, Julie Baumann SUI 12.97; 6, Astia Walker JAM 13.00; 7, Anjanette Kirkland USA 13.04; 8, Yuliya Graudyn RUS 13.07

Heat 2: (0.2) 1, Engquist 12.53; 2, Girard 12.68; 3, Laukhova 12.88; 4, Rose 12.89; 5, Angie Atede NGR 12.91; 6, Heike Blassneck GER 12.94; 7, Corien Botha RSA 13.12; 8, Diane Allahgreen GBR 13.25

Seville 1999

Final (Aug 28) (0.7)

1,	Gail Devers	USA	12.37	0.113
2,	Glory Alozie	NGR	12.44	0.155
3,	Ludmila Engquist	SWE	12.47	0.132
4,	Olga Shishigina	KAZ	12.51	0.150
5,	Svetla Dimitrova	BUL	12.75	0.149
6,	Dionne Rose	JAM	12.80	0.107
7,	Delloreen Ennis-London	JAM	12.87	0.148
8,	Patricia Girard	FRA	12.97	0.154

It was one of the great human interest stories in athletics history, two of the medals in this event falling to women who had faced potentially fatal health problems and yet returned to competition at the highest level. For them to win or lose a race remained a challenge but was hardly a life and death issue compared to what they had overcome. Both came away delighted and their post-race embrace was moving indeed. Devers, once stricken with the life threatening Graves' Disease, not only won her third world hurdles title but smashed her American record of 12.46 by 9/100ths for the world's quickest time for seven years. She also moved ahead of Jackie Joyner-Kersey with a women's record five World golds. But it was by no means a perfect run as she struck the final hurdle and nearly fell headlong. She managed to recover although the stumble must have added several hundredths to her time.

Alozie set an African record of 12.44 for second while breast cancer sufferer Engquist, who faced a further course of chemotherapy just a few days later, couldn't believe how fast she had run – a Swedish record of 12.47 for the bronze medal. Believing 12.60 to be her limit at that time the 1991 and 1997 champion had burst into tears after clocking 12.50 in her semi and this was a further bonus. The standard was so high that Shishigina, the pre-Seville favourite, ran 12.51 but came away empty-handed.

First round (First 4 & 8 fastest to second round) (Aug 25)

Heat 1: (0.9) 1, Ennis-London 12.82; 2, Feng 12.85; 3, Graudyn 12.94; 4, Girard 12.99; 5, Nerea Azkárte ESP 13.35; 6, Vu Bich Huong VIE 13.36; 7, Verónica De Paoli ARG 13.58

Heat 2: (-0.1) 1, Devers 12.80; 2, Ramalalanirina 12.91; 3, Atede 12.95; 4, Russell 13.10; 5, Maggi 13.14; 6, Chan Sau Ying HKG 13.54; 7, Laureta Derhemi ALB 15.20

Heat 3: (-0.3) 1, Kulawansa 12.94; 2, Rose 12.96; 3, Laukhova 12.98; 4, King 13.13; 5, Faustin 13.14; 6, Anderson 13.31; 7, Svetlana Gendzilov ISR 13.47

Heat 4: (1.1) 1, Alozie 12.67; 2, Roberts 12.88; 3, McKelvy 12.95; 4, Maddox 12.95; 5, Bolm 13.04; 6, Bosco 13.34; 7, Carine Cresto MON 15.75

Heat 5: (2.2) 1, Shishigina 12.70w; 2, Korotyia 12.89; 3, Rakotozafy 13.02; 4, Allahgreen 13.11; 5, Gurbanova 13.23; 6, Trumpe 13.30; 7, Maria-Joelle Conjunjo CAF 13.89

Heat 6: (3.2) 1, Engquist 12.62w; 2, Dimitrova 12.64; 3, López 13.08; 4, Barber 13.21; 5, Kanazawa 13.25; Ursa Beti SLO DNF; Susan Smith-Walsh IRL DNS

Second round (First 4 to semi-finals) (Aug 26)

Heat 1: (-0.3) 1, Shishigina 12.75; 2, Rose 12.90; 3, Kulawansa 12.97; 4, Ramalalanirina 13.04; 5, Keri Maddox GBR 13.21; 6, Andria King USA 13.31; 7, Nadine Faustin HAI 13.32; 8, Anita Trumpe LAT 13.43

Heat 2: (0.2) 1, Alozie 12.60; 2, Dimitrova 12.72; 3, Korotyia 12.82; 4, López 12.85; 5, Katie Anderson CAN 12.96; 6, Miesha McKelvy USA 12.98; 7, Maurren Maggi BRA 13.10; 8, Gillian Russell JAM 13.12

Heat 3: (-0.6) 1, Devers 12.53; 2, Girard 12.78; 3, Ennis-London 12.80; 4, Graudyn 12.94; 5, Angela Atede NGR 12.98; 6, Diane Allahgreen GBR 12.99; 7, Zhanna Gurbanova BLR 13.31; 8, Yvonne Kanazawa JPN 13.33

Heat 4: (0.7) 1, Engquist 12.65; 2, Feng 12.85; 3, Roberts 12.94; 4, Laukhova 12.95; 5, Rosa Rakotozafy MAD 12.98; 6, Eunice Barber FRA 13.09; 7, Kirsten Bolm GER 13.11; 8, Manuela Bosco FIN 13.43

Semi-finals (First 4 to final) (Aug 27)

Heat 1: (1.9) 1, Engquist 12.50; 2, Alozie 12.61; 3, Girard 12.76; 4, Ennis-London 12.81; 5, Trecia Roberts THA 12.83; 6, Svetlana Laukhova RUS 12.86; 7, Yuliya Graudyn RUS 12.95; 8, Feng Yun CHN 12.98

Heat 2: (1.0) 1, Devers 12.70; 2, Shishigina 12.75; 3, Rose 12.79; 4, Dimitrova 12.79; 5, Aliuska López CUB 12.83; 6, Irina Korotyia RUS 12.86; 7, Nicole Ramalalanirina FRA 12.96; 8, Sriyani Kulawansa SRI 12.98

Edmonton 2001**Final (Aug 11) (2.0)**

1,	Anjanette Kirkland	USA	12.42	0.123
2,	Gail Devers	USA	12.54	0.136
3,	Olga Shishigina	KAZ	12.58	0.137
4,	Svetla Dimitrova	BUL	12.58	0.153
5,	Jenny Adams	USA	12.63	0.148
6,	Dionne Rose-Henley	JAM	12.79	0.131
7,	Linda Ferga	FRA	12.80	0.196
8,	Vonette Dixon	JAM	13.02	0.140

All eyes were looking to see if Devers could win a fourth title, but there was an upset in the final when another American, Kirkland, won the gold from lane 1. Devers had impressed most in the qualifying round, clocking a world-leading 12.56 in her semi. Kirkland had finished only third in the other semi in 12.80, hence the unfavoured draw in the following day's final.

In the first half of the final a third American, Adams, had the best start and she, Devers and Kirkland were placed first, second and third. Adams faded, Devers hit the eighth barrier and Shishigina came up with Dimitrova to contest the bronze. Meanwhile Kirkland ran a perfect race to complete a great double. In March she had won the world indoor title from lane 8.

First round (First 3 & 4 fastest to semi-finals) (Aug 9)

Heat 1: (-0.6) 1, Kirkland 12.69; 2, Shishigina 12.75; 3, Korotyia 12.87; 4, Ramalalanirina 12.94; 5, Nadine Faustin HAI 13.15; 6, Rosa Rakotozafy MAD 13.24; 7, Yelena Krasovska UKR 13.30

Heat 2: (-0.5) 1, Devers 12.72; 2, Dimitrova 12.74; 3, Ferga 12.91; 4, Rose-Henley 12.94; 5, Laukhova 13.00; 6, Trecia Roberts THA 13.27; 7, Svetlana Gnezdilov ISR 13.28; Maria Joelle Conjunjo CAF DNS

Heat 3: (0.3) 1, Kallur 12.74; 2, Foster 12.79; 3, Merriman 12.88; 4, Kirstin Bolm GER 13.13; 5, Maurren Maggi BRA 13.16; 6, Sriyani Kulawansa SRI 13.23; 7, Angela Whyte CAN 13.38; 8, Natalya Shekhodanova RUS 13.84

Heat 4: (-1.1) 1, Adams 12.80; 2, Felicien 12.89; 3, Dixon 13.03; 4, Girard 13.11; 5, Irina Lensky ISR 13.20; 6, Feng Yun CHN 13.35; 7, Gergana Stoyanova BUL 13.48

Semi-finals (First 4 to final) (Aug 10)

Heat 1: (-0.8) 1, Dimitrova 12.65; 2, Adams 12.67; 3, Kirkland 12.80; 4, Dixon 12.87; 5, Perdita Felicien CAN 12.90; 6, Nicole Ramalalanirina FRA 12.91; 7, Irina Korotyia RUS 13.02; 8, Patricia Girard FRA 13.17

Heat 2: (-0.3) 1, Devers 12.56; 2, Ferga 12.67; 3, Shishigina 12.75; 4, Rose-Henley 12.77; 5, Brigitte Foster JAM 12.78; 6, Susanna Kallur SWE 12.85; 7, Donica Merriman USA 17.17; Svetlana Laukhova RUS DQ (ADr10.1) 13.03

Paris 2003**Final (Aug 27) (-0.2)**

1,	Perdita Felicien	CAN	12.53	0.147
2,	Brigitte Foster	JAM	12.57	0.158
3,	Miesha McKelvy	USA	12.67	0.146
4,	Glory Alozie	ESP	12.75	0.160
5,	Aurelia Trywiańska	POL	12.75	0.150
6,	Jenny Adams	USA	12.77	0.161

7,	Patricia Girard	FRA	12.83	0.152
8,	Lacena Golding-Clarke	JAM	12.87	0.151
9,	Vonette Dixon	JAM	12.87 (0.172)	

The big shock was that Gail Devers did not qualify for the final. She had impressed most on the Grand Prix circuit in 2003, but hit a hurdle badly in her semi-final. Despite a quick recovery, her time of 12.87 did not hold up for advancement.

Foster was a clear world number two to Devers so she was expected to win gold. It was silver thanks to the surprising Felicien, who had a good start and took control by the fourth hurdle, then withstood Foster's closing lunge on the run-in. Hers was the first medal won by a Canadian woman at a World Championships. The 2001 champion Kirkland had given birth in May and only made a token appearance in the heats.

First round (First 3 & 9 fastest to semi-finals) (Aug 25)

Heat 1: (0.0) 1, McKelvy 12.94; 2, Kallur 12.98; 3, Neyra 13.01; 4, Shekhodanova 13.03; 5, Dixon 13.09; 6, Haïdy Aron FRA 13.35; 7, Feng Yun CHN 13.50; 8, Céline Laporte SEY 14.29

Heat 2: (-0.5) 1, Foster 12.67; 2, Girard 12.82; 3, Faustin 12.94; 4, Redoumi 13.15; 5, Yelena Krasovska UKR 13.31; 6, Rachel King GBR 13.37; 7, Anjanette Kirkland USA 13.80

Heat 3: (-0.1) 1, Adams 12.74; 2, Alozie 12.83; 3, Whyte 12.99; 4, Atede 13.09; 5, Koroteyeva 13.16; 6, Zamfir 13.24; 7, Machado 13.28; 8, Juliane Sprenger GER 13.31

Heat 4: (0.1) 1, Felicien 12.70; 2, Golding-Clarke 12.86; 3, Ferga-Khodadin 12.86; 4, Laukhova 12.92; 5, Su 13.12; 6, Judith Vis NED 13.36; 7, Maria-Joelle Conjunjo CAF 13.51; 8, Derval O'Rourke IRL 13.54

Heat 5: (-0.7) 1, Devers 12.76; 2, Lenskiy 12.92; 3, Trywiańska 12.96; 4, Trecia Roberts THA 13.29; 5, Nadine Hentschke GER 13.33; 6, Yvonne Kanazawa JPN 13.54

Semi-finals (First 2 & 2 fastest to final) (Aug 26)

Heat 1: (0.4) 1, Felicien 12.68; 2, Golding-Clarke 12.84; 3, Gail Devers USA 12.87; 4, Natalya Shekhodanova RUS 12.91; 5, Yahumara Neyra CUB 12.98; 6, Flóra Redoumi GRE 13.10; 7, Maïla Paula Machado BRA 13.34; Linda Ferga-Khodadin FRA DQ (Tr16.8)

Heat 2: (-0.1) 1, Foster 12.65; 2, McKelvy 12.77; 3, Trywiańska 12.79; 4, Alozie 12.81; 5, Nadine Faustin HAI 13.01; 6, Angela Atede NGR 13.18; 7, Su Yiping CHN 13.20; 8, Mariya Koroteyeva RUS 13.27

Heat 3: (0.0) 1, Adams 12.78; =2, Dixon & Girard 12.85; 4, Irina Lenskiy ISR 12.89; 5, Angela Whyte CAN 12.89; 6, Susanna Kallur SWE 12.94; 7, Svetlana Laukhova RUS 12.98; 8, Carmen Zamfir ROU 13.24

Helsinki 2005**Final (Aug 11) (-2.0)**

1,	Michelle Perry	USA	12.66	0.149
2,	Delloreen Ennis-London	JAM	12.76	0.138
3,	Brigitte Foster-Hylton	JAM	12.76	0.140
4,	Kirsten Bolm	GER	12.82	0.158
5,	Mariya Koroteyeva	RUS	12.93	0.148
6,	Jenny Kallur	SWE	12.95	0.174
7,	Irina Shevchenko	RUS	12.97	0.148
	Joanna Hayes	USA	DQ (Tr22.6)	0.140 (13.57)

In a closely-matched field Perry, who had switched from the Heptathlon in 2005 to focus on the hurdles, was regarded as the one to beat. She and 2003 runner-up Foster-Hylton were fastest in the heats which were interrupted after the first race by a two-hour delay because of the torrential rain in Helsinki on the night of Tuesday, August 9. There was a total of 103mm of rain in Helsinki in World Championship week, five times the average amount for that time of the year!

The two principals were semi-finals winners, Foster-Hylton running 12.65 to beat Olympic Champion Hayes and Shevchenko (12.76 for both), while Perry won her race into a 3.3 wind in 12.86. The 1999 finalist Delloreen Ennis-London had won the first of the three semis, enabling Jamaica to maintain its record of being the only country to supply a finalist in every year from 1993 onwards. The Jamaicans held the United States athletes in the final until halfway, when Perry went clear. Hayes began to attack with three hurdles to go and was in second place when she hit the ninth, and then ran into the 10th hurdle, carrying it towards the finish line, where she fell to the track, distraught and doomed to be disqualified. Perry won by a metre, with Ennis-London just edging Foster-Hylton for silver.

First round (First 4 & 4 fastest to semi-finals) (Aug 9)

Heat 1: (-2.1) 1, Perry 12.64; 2, Dixon 12.95; 3, J. Kallur 12.96; 4, Okori 13.14; 5, Maíla Paula Machado BRA 13.21; 6, Hanna Korell FIN 13.39

Heat 2: (1.2) 1, Ennis-London 12.65; 2, Alozie 12.71; 3, Koroteyeva 12.73; 4, Powell 12.91; 5, Sarah Claxton GBR 13.17; 6, Flóra Redóúmi GRE 13.65; 7, Jeimy Bernárdez HON 14.78; 8, Barbara Rustignoli SMR 15.51

Heat 3: (0.5) 1, Felicien 12.77; 2, Faustin-Parker 12.85; 3, Trywiańska 12.86; 4, S. Kallur 12.87; 5, Lamalle 12.93; 6, O'Rourke 13.00; 7, Trecia Roberts THA 13.93

Heat 4: (0.5) 1, Foster-Hylton 12.64; 2, Bolm 12.68; 3, Shevchenko 12.76; 4, Lopes 12.85; 5, Tejada 12.96; 6, Solène Eboulabeka CGO 14.66

Heat 5: (0.3) 1, Hayes 12.79; 2, Ferga-Khodadin 12.85; 3, Krasovska 12.86; 4, Whyte 12.88; 5, Feng 12.99; 6, Céline Laporte SEY 14.00; Natalya Rusakova RUS DNF

Semi-finals (First 2 & 2 fastest to final) (Aug 10)

Heat 1: (-0.5) 1, Ennis-London 12.79; 2, Koroteyeva 12.80; 3, J. Kallur 12.85; 4, Perdita Felicien CAN 12.94; 5, Anay Tejada CUB 12.95; 6, Ginnie Powell USA 13.02; 7, Feng Yun CHN 13.15; Linda Ferga-Khodadin FRA DNF

Heat 2: (0.5) 1, Foster-Hylton 12.65; 2, Hayes 12.76; 3, Shevchenko 12.76; 4, Yelena Krasovska UKR 12.85; 5, Priscilla Lopes CAN 12.91; 6, Reina-Flor Okori FRA 12.99; 7, Derval O'Rourke IRL 13.23; 8, Nadine Faustin-Parker HAI 13.27

Heat 3: (-3.3) 1, Perry 12.86; 2, Bolm 12.95; 3, Susanna Kallur SWE 13.05; 4, Glory Alozie ESP 13.05; 5, Vonette Dixon JAM 13.08; 6, Aurelia Trywiańska POL 13.11; 7, Angela Whyte CAN 13.52; 8, Adrianna Lamalle FRA 13.60

5,	Sally McLellan	AUS	12.70	0.139
6,	Ginnie Powell	USA	12.78	0.146
7,	Dawn Harper	USA	12.81	0.164
8,	Perdita Felicien	CAN	15.53	0.151

McLellan was off best in the final, and led until for four hurdles, then the Jamaicans edged ahead. First Ennis-London (6.50 at hurdle five), then Foster-Hylton (7.46 at the sixth). Foster-Hylton continued to lead for the rest of the race, though Lopes-Schliep and Ennis-London ate into her advantage on the run-in. She later revealed that she had her eyes closed after the last hurdle to help focus her effort. The favourite Harper – who ran 12.48 in the semi-finals – was out of the reckoning after losing her balance when clipping the second hurdle. In contrast, O'Rourke had the race of her life, setting a national record in placing fourth.

Foster-Hylton did not believe she had won until the result flashed up on the scoreboard a minute or so after the finish. Then came hysterical celebrations with her compatriot when Ennis-London was confirmed in third place.

Osaka 2007**Final (Aug 29) (-0.1)**

1,	Michelle Perry	USA	12.46	0.105
2,	Perdita Felicien	CAN	12.49	0.132
3,	Delloreen Ennis-London	JAM	12.50	0.116
4,	Susanna Kallur	SWE	12.51	0.142
5,	Ginnie Powell	USA	12.55	0.120
6,	Lolo Jones	USA	12.62	0.140
7,	Vonette Dixon	JAM	12.64	0.161
8,	Angela Whyte	CAN	12.66	0.138

Fastest in the heats was Susanna Kallur with 12.66, while four women found sub-13 clockings insufficient for advancement. The first semi saw defending champion Perry run 12.55 ahead of 2003 winner Felicien. A feature of Perry's running in Osaka was her reactions at the start, and in the final she excelled herself with a time of 0.105 seconds. Nevertheless it was Kallur who was the early leader. The Swede led until the eighth hurdle when Perry inadvertently impeded Kallur at the last by drifting into Kallur's lane. The Swedish management did not protest as there was no photographic evidence available within the allowable protest period. While Kallur had been slightly ahead at the ninth hurdle, Perry was leading as they crossed the final barrier, and Felicien and Ennis-London edged past Kallur on the run-in, with just 0.02 covering this trio. The times for fifth to eighth were the best ever in any race, and both Kallur and Dixon ran lifetime bests.

First round (First 3 & 4 fastest to semi-finals) (Aug 27)

Heat 1: (0.2) 1, Perry 12.72; 2, McLellan 12.85; 3, Lamalle 12.88; 4, O'Rourke 12.91; 5, Priscilla Lopes CAN 12.94; 6, Toyin Augustus NGR 13.10; 7, Edit Vári HUN 13.28; 8, Jeimy Bernárdez HON 14.35; 9, María Carrillo ESA 15.78

Heat 2: (0.2) 1, Yanit 12.78; 2, Whyte 12.81; 3, Jones 12.86; 4, Golding-Clarke 12.92; 5, Aleksandra Antonova RUS 12.95; 6, Aurelia Trywiańska POL 13.05; 7, Christina Vukićević NOR 13.07; 8, Jenny Kallur SWE 13.08

Heat 3: (-0.8) 1, Felicien 12.73; 2, Powell 12.76; 3, Dixon 12.77; 4, Redóúmi 12.88; 5, Yevgeniya Snigur UKR 13.01; 6, Natalya Ivoninskaya KAZ 13.12; 7, Nadine Faustin-Parker HAI 13.16; 8, Esen Kizildag TUR 13.48; 9, Sumita Rani BAN 14.89

Heat 4: (0.4) 1, Kallur 12.66; 3, Denby 12.91; 4, Tejada 12.91; 5, Eline Berings BEL 12.97; 6, Tatyana Pavliy RUS 12.99; 7, Miriam Bobková SVK 13.04; 8, Mami Ishino JPN 13.29

Semi-finals (First 4 to final) (Aug 28)

Heat 1: (0.5) 1, Kallur 12.64; 2, Whyte 12.65; 3, Ennis-London 12.67; 4, Jones 12.68; 5, Nichole Denby USA 12.80; 6, Lacena Golding-Clarke JAM 12.85; 7, Nevin Yanit TUR 12.85; 8, Flóra Redóúmi GRE 12.88

Heat 2: (-0.1) 1, Perry 12.55; 2, Felicien 12.61; 3, Dixon 12.65; 4, Powell 12.67; 5, Sally McLellan AUS 12.82; 6, Anay Tejada CUB 12.89; 7, Adrianna Lamalle FRA 12.93; 8, Derval O'Rourke IRL 12.98

First round (First 4 & 4 fastest to semi-finals) (Aug 18)

Heat 1: (0.1) 1, Harper 12.70; 2, Ennis-London 12.73; 3, Billaud 13.12; 4, Tatyana Dektyareva RUS 13.51; 5, Andrea Miller NZL 13.83; 6, Jeimy Bernárdez HON 14.53; (3.) Augustus DQ (ADr10.1) (12.99)

Heat 2: (-0.3) 1, Cherry 12.71; 2, Golding-Clarke 12.90; 3, Nytra 13.03; 4, Lenskiy 13.18; 5, Angela Whyte CAN 13.27; 6, Seun Adigun NGR 13.33; 7, Sonata Tamošaitytė LTU 13.44; 8, Yekaterina Shtepa RUS 13.50

Heat 3: (0.1) 1, McLellan 12.82; 2, O'Rourke 12.86; 3, Kondakova 12.88; 4, Škrobáková 13.04; 5, Merlano 13.19; 6, Asuka Terada JPN 13.41; 7, Michelle Perry USA 13.68; 8, Tamla Pietersen ZIM 14.50

Heat 4: (-0.3) 1, Lopes-Schliep 12.56; 2, Powell 12.77; 3, Yanit 12.92; 4, Vukićević 12.95; 5, Berings 13.04; 6, Barber 13.19; 7, Lisa Urech SUI 13.36

Heat 5: (0.1) 1, Foster-Hylton 12.67; 2, Felicien 12.77; 3, Tejada 12.82; 4, Claxton 12.86; 5, Kocielnik 13.16; 6, Sandra Gomis FRA 13.23; 7, Natalya Ivoninskaya KAZ 13.41; Elisabeth Davin BEL DNF

Semi-finals (First 2 & 2 fastest to semi-finals) (Aug 19)

Heat 1: (-0.1) 1, Lopes-Schliep 12.60; 2, Ennis-London 12.64; 3, Powell 12.73; 4, Lucie Škrobáková CZE 12.92; 5, Nevin Yanit TUR 12.99; 6, Yuliya Kondakova RUS 13.00; 7, Aleesha Barber TTO 13.06; 8, Cindy Billaud FRA 13.20

Heat 2: (0.1) 1, Foster-Hylton 12.54; 2, Felicien 12.58; 3, Damu Cherry USA 12.76; 4, Anay Tejada CUB 12.82; 5, Christina Vukićević NOR 13.00; 6, Brigitte Merlano COL 13.23; 7, Irina Lenskiy ISR 13.29; (6.) Toyin Augustus NGR DQ (ADr10.1) (13.11)

Heat 3: (0.3) 1, Harper 12.48; 2, McLellan 12.66; 3, O'Rourke 12.73; 4, Lacena Golding-Clarke JAM 12.76; 5, Carolin Nytra GER 12.94; 6, Eline Berings BEL 12.94; 7, Joanna Kocielnik POL 13.21; 8, Sarah Claxton GBR 13.21

Daegu 2011**Final (Sep 3) (1.1)**

				To 1000th
1,	Sally Pearson	AUS	12.28	0.145
2,	Danielle Carruthers	USA	12.47	0.168 (12.463)
3,	Dawn Harper	USA	12.47	0.164 (12.466)
4,	Tiffany Porter	GBR	12.63	0.158
5,	Tatyana Dektyareva	RUS	12.82	0.161
6,	Nikkita Holder	CAN	12.93	0.172
7,	Phylicia George	CAN	17.97	0.126
	Kellie Wells	USA	DNF	0.171

Pearson entered the championships as favourite, with the fastest time of the season and an unbeaten record. In 2011 She was 0.20 faster than anyone else in the heats, running 12.53, then in the semi-finals, clocked 12.36, a full 0.38 ahead of Olympic Champion Dawn Harper. Porter, transplanted from the USA to Britain, set a national record of 12.56 as the second fastest semi-finalist.

A Mexican wave flowed around the stadium as the finalists were introduced, but it thankfully stopped as the women were called to their marks. Showing remarkable consistency, Pearson was already a tenth up on the field by hurdle five, drawing gasps of admiration from the crowd with her superb style. She won clearly in 12.28, the world's fastest time since 1992. The battle for silver was between the three Americans and Porter. At the sixth hurdle Wells was unstick, and the Briton clipped the ninth, leaving Carruthers edging Harper by three thousandths. Semi-final winner George cramped up in the final.

Berlin 2009**Final (Aug 19) (0.2)**

1,	Brigitte Foster-Hylton	JAM	12.51	0.157
2,	Priscilla Lopes-Schliep	CAN	12.54	0.128
3,	Delloreen Ennis-London	JAM	12.55	0.142
4,	Derval O'Rourke	IRL	12.67	0.128

First round (First 4 & 4 fastest to semi-finals) (Sep 2)

Heat 1: (1.0) 1, Wells 12.73; 2, Dixon 12.82; 3, Holder 12.90; 4, Ivoninskaya 12.96; 5, Yanit 13.07; 6, Sonata Tamošaitytė LTU 13.28; 7, Kierre Beckles BAR 13.44; 8, Dipna Lim Prasad SGP 14.40

Heat 2: (-0.6) 1, Pearson 12.53; 2, O'Rourke 13.07; 3, Merlano 13.23; 4, Schrott 13.25; 5, Marina Tomić SLO 13.36; 6, Lavonne Idlette DOM 13.39; 7, Jung Hye-Lim KOR 13.39

Heat 3: (-1.6) 1, Porter 12.84; 2, Flores 12.98; 3, Dektyareva 13.05; 4, Urech 13.16; 5, Marzia Caravelli ITA 13.29; 6, Cindy Billaud FRA 13.50; 7, Dedeh Erawati INA 13.56; 8, Jeimy Bernárdez HON 14.45

Heat 4: (0.0) 1, Carruthers 12.79; 2, George 12.84; 3, Škrobáková 12.89; 4, Foster-Hylton 12.96; 5, Roleder 13.01; 6, Adigun 13.13; 7, Anne Zagré BEL 13.47; 8, Béatrice Kamboulé BUR 13.76

Heat 5: (1.3) 1, Harper 12.89; 2, Felicien 12.95; 3, Sun 13.03; =4, Gomis & Spence 13.07 (13.064); 6, Anastasiya Soprunova KAZ 13.43; 7, Poon Pak Yan HKG 14.04; Demetra Arachoviti CYP DNS

Semi-finals (First 2 & 2 fastest to final) (Sep 3)

Heat 1: (-0.1) 1, George 12.73; 2, Wells 12.79; 3, Lisa Urech SUI 12.86; 4, Lina Flores COL 12.94; 5, Vonette Dixon JAM 13.00; 6, Sun Yawei CHN 13.19; 7, Nevin Yanit TUR 13.31; 8, Sandra Gomis FRA 13.55

Heat 2: (0.3) 1, Pearson 12.36; 2, Harper 12.74; 3, Dektyareva 12.76; 4, Perdita Felicien CAN 12.88; 5, Indira Spence JAM 12.93; 6, Natalya Ivoninskaya KAZ 12.96; 7, Lucie Škrobáková CZE 12.98; 8, Seun Adigun NGR 13.14

Heat 3: (0.7) 1, Porter 12.56; 2, Carruthers 12.65; 3, Holder 12.84; 4, Brigitte Foster-Hylton JAM 12.87; 5, Cindy Roleder GER 12.91; 6, Beate Schrott AUT 13.02; 7, Brigitte Merlano COL 13.21; Derval O'Rourke IRL DNS

Moscow 2013**Final (Aug 17) (-0.6)**

1,	Brianna Rollins	USA	12.44	0.263
2,	Sally Pearson	AUS	12.50	0.154
3,	Tiffany Porter	GBR	12.55	0.149
4,	Dawn Harper Nelson	USA	12.59	0.194
5,	Queen Harrison	USA	12.73	0.174
6,	Angela Whyte	CAN	12.78	0.152
7,	Cindy Billaud	FRA	12.84	0.165
(8.)	Yuliya Kondakova	RUS	DQ (AdR10.8)	0.206 (12.86)

Rightful finalist: Alina Talay BLR

This promised to be a fascinating duel between Pearson, the Olympic Champion recovering from a hamstring problem, and Rollins, who had won the US title in 12.26, the fastest time for 21 years. After reaction times of 0.177 in both preliminary races, Rollins got a shocker of a start in the final, reacting in only 0.263. She was only seventh over the first hurdle, as Pearson and Porter led. Rollins had moved past Harper Nelson into third by the fourth hurdle while Pearson held a slim lead. The American Champion caught Pearson at the eighth, and finished half a metre clear. Porter was an equal distance further back in third place. Rollins was able to celebrate her 22nd birthday a day early with a memorable win.

In February 2019, eighth-placed Kondakova was one of 12 Russian athletes sanctioned by the Court of Arbitration for Sport. She was banned for four years and had four more years of results annulled including from Moscow 2013. The sanction was confirmed by the AIU in May 2021.

First round (First 4 & 4 fastest to semi-finals) (Aug 16) **Heat 1:** (-0.5) 1, Whyte 12.93; 2, Caravelli 13.07; 3, Hildebrand 13.16; 4, Ali 13.19; 5, Lucie Škrobáková CZE 13.24; 6, Wu Shuijiao CHN 13.29; 7, Hitomi Shimura JPN 13.72

Heat 2: (-0.5) 1, Pearson 12.62; 2, Billaud 12.71; 3, Zagré 12.94; 4, Dektyareva 13.04; 5, Merlano 13.20; 6, Bliss 13.20; 7, Nezir 13.23; 8, Gnima Faye SEN 13.66

Heat 3: (-0.5) 1, Harrison 12.95; 2, Talai 12.99; 3, Williams 13.11; 4, Zelinka 13.15; 5, Marina Tomić SLO 13.26; 6, Hanna Platitsyna UKR 13.30; 7, Noemi Zbären SUI 13.59

Heat 4: (-0.4) 1, Porter 12.72; 2, Kondakova 12.76; 3, Harper Nelson 12.84; 4, Okori 13.01; 5, Flores 13.16; 6, Kierre Beckles BAR 13.47; 7, Anastasiya Soprunova KAZ 13.85; 8, Salma Emam Abou El-Hassan EGY 14.38

Heat 5: (-0.8) 1, Rollins 12.55; 2, Idlette 13.06; 3, Williams 13.09; 4, Barber 13.33; 5, Veronica Borsi ITA 13.35; 6, Isabelle Pedersen NOR 13.43

Semi-finals (First 2 & 2 fastest to final) (Aug 17)

Heat 1: (-0.6) 1, Porter 12.63; 2, Whyte 12.76; 3, Nia Ali USA 12.83; 4, Lavonne Idlette DOM 12.91; 5, Andrea Bliss JAM 12.92; 6, Nadine Hildebrand GER 13.04; 7, Marzia Caravelli ITA 13.06; 8, Reina-Flor Okori FRA 13.15

Heat 2: (0.2) 1, Rollins 12.54; 2, Kondakova 12.73; 3, Billaud 12.78; 4, Shermaine Williams JAM 12.93; 5, Lina Flores COL 13.01; 6, Nooralotta Nezir FIN 13.04; 7, Jessica Zelinka CAN 13.12; Anne Zagré BEL DQ (Tr22.6.2) (13.66)

Heat 3: (-0.7) 1, Pearson 12.50; 2, Harper Nelson 12.61; 3, Harrison 12.71; 4, Alina Talay BLR 12.82; 5, Tatyana Dektyareva RUS 12.91; 6, Danielle Williams JAM 13.13; 7, Brighit Merlano COL 13.22; 8, Aleesha Barber TTO 13.52

Beijing 2015**Final (Aug 28) (-0.3)**

1,	Danielle Williams	JAM	12.57	0.142
2,	Cindy Roleder	GER	12.59	0.145
3,	Alina Talay	BLR	12.66	0.146
4,	Brianna Rollins	USA	12.67	0.148
5,	Tiffany Porter	GBR	12.68	0.140
6,	Noemi Zbären	SUI	12.95	0.165
7,	Shermaine Williams	JAM	12.95	0.177
8,	Sharika Nelvis	USA	13.06	0.168

This event was disastrous for the world's strongest nation at the discipline, the United States. Two of their potential World Champions went out in the semi-finals. First Harper Nelson fell, then Harrison false-started. In the final, defending champion Rollins led at the first hurdle, but she hit that barrier and lost crucial momentum.

The USA's loss was Jamaica's gain. The lead passed to Danielle Williams, whose elder sister Shermaine was also in the race. D Williams and Porter led until the eighth hurdle, where the Briton faltered and the Jamaican moved clear. Roleder and Talay closed, with the German swooping in from lane 8 to snatch the silver.

First round (First 4 & 4 fastest to semi-finals) (Aug 27)

Heat 1: (-1.8) 1, D Williams 12.77; 2, Harrison 12.90; 3, Pedersen 12.96; 4, Galitskaya 13.14; 5, Hanna Plotitsyna UKR 13.15; 6, Cindy Billaud FRA 13.23; 7, Lavonne Idlette DOM 13.70

Heat 2: (-1.2) 1, Roleder 12.86; 2, Nelvis 12.93; 3, Zbären 12.93; 4, Koleczek 13.05; 5, Morozova 13.06; 6, Nooralotta Nezir FIN 13.13; 7, Adanaca Brown BAH 13.74

Heat 3: (-1.0) 1, Harper Nelson 12.79; 2, Beckles 12.88; 3, Zagré 12.90; 4, Jenneke 13.02; 5, Schrott 13.04; 6, Laing 13.10; 7, Devynne Charlton BAH 13.16

Heat 4: (-0.4) 1, Rollins 12.67; 2, S Williams 12.78; 3, Ivančević 12.88; 4, Ofili 12.97; 5, George 13.03; 6, Adelly Santos BRA 13.29; 7, Yvette Lewis PAN 14.12; 8, Beatriz Flamenco ESA 14.77

Heat 5: (-1.1) 1, Porter 12.73; 2, Holder 12.86; 3, Talay 12.87; 4, Wu 13.09; 5, Caridad Jerez ESP 13.27; 6, Lindsay Lindley NGR 13.30; 7, Fabiana dos Santos BRA 13.35; 8, Camila Pirelli PAR 14.09

Semi-finals (First 2 & 2 fastest to final) (Aug 28)

Heat 1: (-0.3) 1, D Williams 12.58; 2, Nelvis 12.59; 3, Talay 12.70; 4, Isabelle Pedersen NOR 12.86; 5, Phylicia George CAN 12.87; 6, Cindy Ofili GBR 12.91; Beate Schrott AUT & Dawn Harper Nelson USA DNF

Heat 2: (-0.4) 1, Porter 12.62; 2, Roleder 12.79; 3, Zbären 12.81; 4, Kierre Beckles BAR 12.90; 5, Kimberley Laing JAM 13.00; 6, Michelle Jenneke AUS 13.01; Yekaterina Galitskaya RUS DNF; Keni Harrison USA DQ (Tr16.8)

Heat 2: (-0.8) 1, Rollins 12.71; 2, S Williams 12.86; 3, Anne Zagré BEL 12.88; 4, Nina Morozova RUS 12.91; 5, Karolina Koleczek POL 12.97; 6, Nikkita Holder CAN 13.00; 7, Wu Shuijiao CHN 13.06; 8, Andrea Ivančević CRO 33.95

London 2017**Final (Aug 12) (0.1)**

1,	Sally Pearson	AUS	12.59	0.127
2,	Dawn Harper Nelson	USA	12.63	0.167
3,	Pamela Dutkiewicz	GER	12.72	0.143
4,	Keni Harrison	USA	12.74	0.146
5,	Christina Manning	USA	12.74	0.183
6,	Alina Talay	BLR	12.81	0.139
7,	Nadine Visser	NED	12.83	0.154
8,	Nia Ali	USA	13.04	0.149

Experience counted in the cool conditions with the gold and silver medals going to the same women as in the London Olympics five years earlier. Pearson's victory was especially sweet as she'd broken her wrist in 2015 and missed the Rio Olympics with a hamstring injury.

The favourite had been world record holder Harrison, but she hit a hurdle in her semi-final and only made the final as the slowest time qualifier. The American had a good start in the final, but then completely knocked over hurdles 2-3-4. Meanwhile Pearson had no hurdle contact for the entire race. Dutkiewicz was a surprise bronze medallist as Harrison recovered well to salvage fourth place.

First round (First 4 & 4 fastest to semi-finals) (Aug 11)

Heat 1: (-1.4) 1, Williams 12.66; 2, Dutkiewicz 12.74; 3, Pedersen 12.94; 4, Zagré 12.97; 5, Bakker 13.12; 6, Gréta Kerekes HUN 13.15; 7, Fabiana dos Santos BRA 13.40; 8, Alicia Barrett GBR 13.42

Heat 2: (-0.9) 1, Simmonds 12.78; 2, Ali 12.93; 3, George 13.01; 4, Kimura 13.15; 5, Luca Kozák HUN 13.17; 6, Tiffany Porter GBR 13.18; 7, Eefje Boons NED 13.34; 8, Mulern Jean HAI 13.63

Heat 3: (-0.6) 1, Harrison 12.60; 2, Talay 12.88; 3, Thompson 12.88; 4, Charlton 13.02; 5, Lindley 13.07; 6, Jenneke 13.11; 7, Elisávet Pesiríidou GRE 13.14; 8, Lina Amr Gaber Ahmed EGY 13.78

Heat 4: (-0.6) 1, Pearson 12.72; 2, Harper Nelson 12.88; 3, Burton 12.94; 4, Plotitsyna 13.01; 5, Lobe 13.08; 6, Hitomi Shimura JPN 13.29; 7, Eline Berings BEL 13.35; 8, Marthe Yasmine Koala BUR 13.38

Heat 5: (-0.6) 1, Manning 12.87; 2, Visser 12.96; 3, Amusan 12.97; 4, Herman 13.01; 5, Nadine Hildebrand GER 13.14; 6, Angela Whyte CAN 13.23; 7, Jung Hye-Lim KOR 13.37; Deborah John TTO DNF

Semi-finals (First 2 & 2 fastest to final) (Aug 11)

Heat 1: (0.5) 1, Pearson 12.53; 2, Ali 12.79; 3, Visser 12.83; 4, Megan Simmonds JAM 12.93; 5, Phylcia George CAN 13.04; 6, Ricarda Lobe GER 13.11; 7, Lindsay Lindley NGR 13.18; 8, Anne Zagré BEL 13.34

Heat 2: (0.5) 1, Manning 12.71; 2, Talay 12.85; 3, Yanique Thompson JAM 12.88; 4, Tobi Amusan NGR 13.04; 5, Danielle Williams JAM 13.14; 6, Elvira Herman BLR 13.16; 7, Michelle Jenneke AUS 13.25; 8, Ayako Kimura JPN 13.29

Heat 3: (0.2) 1, Harper Nelson 12.63; 2, Dutkiewicz 12.71; 3, Harrison 12.86; 4, Isabelle Pedersen NOR 12.87; 5, Rushelle Burton JAM 12.94; 6, Devynne Charlton BAH 12.95; 7, Hanna Plotitsyna UKR 13.08; 8, Sharon Bakker NED 13.29

Doha 2019**Final (Oct 6) (0.3)**

1,	Nia Ali	USA	12.34	0.155
2,	Kendra Harrison	USA	12.46	0.140
3,	Danielle Williams	JAM	12.47	0.127
4,	Tobi Amusan	NGR	12.49	0.218
5,	Andrea Carolina Vargas	CRC	12.64	0.157
6,	Nadine Visser	NED	12.66	0.147
7,	Janeek Brown	JAM	12.88	0.147
	Megan Tapper	JAM	DNF	0.209

At the first hurdle the three principals – Williams, Harrison and Ali – were level. Harrison led momentarily, then Williams, but by the fifth Ali was ahead. The American surged clear to win by over a metre as Harrison edged Williams for the silver. Amusan had been left at the start, but almost caught Williams at the finish. Fifth-placer Vargas became the first Costa Rican to reach a World Championship final, having broken her national record in all three rounds. The beaming Ali celebrated her victory in the Doha's final individual event by conducting a 'straight' of honour with her son Titus and daughter Yuri.

It was quite a turnaround from Ali's previous World Championships. In 2013 she missed the final by two places, then in 2017 she was eighth and last. Conversely, Ali's close friend and 2013 champion McNeal (Née Rollins) was disqualified for false-starting in her heat.

First round (First 4 & 4 fastest to semi-finals) (Oct 5)

Heat 1: (0.3) 1, Ali 12.59; 2, Tapper 12.78; 3, Ofili 12.97; 4, Romero 13.14; 5, Asuka Terada JPN 13.20; 6, Stanislava Škvarková SVK 13.44; 7, Adrine Monagi PNG 14.00; Solène Ndama FRA DNF

Heat 2: (0.2) 1, Bogliolo 12.80; 2, Thompson 12.85; 3, Zagré 12.91; 4, Beahan 13.11; 5, Ayako Kimura JPN 13.19; 6, Fanny Quenot FRA 13.51; Brianna McNeal USA DQ (Tr16.8)

Heat 3: (0.4) 1, Williams 12.51; 2, Vargas 12.68; 3, Korte 12.97; 4, Kozák 13.00; 5, Schrott 13.08; 6, Celeste Mucci AUS 13.14; 7, Phylcia George CAN 13.49

Heat 4: (0.3) 1, Harrison 12.55; 2, Roleder 12.76; 3, Herman 12.84; 4, Hurske 12.96; 5, Gréta Kerekes HUN 13.11; 6, Vanessa Clerveaux HAI 13.15; 7, Hanna Plotitsyna UKR 13.30; 8, Irina Velihanova TKM 14.79

Heat 5: (0.2) 1, Amusan 12.48; 2, Brown 12.61; 3, Visser 12.75; 4, Koleczek 12.78; 5, Nezirli 12.92; 6, Steenkamp 12.97; 7, Jenneke 12.98; 8, Laura Valette FRA 13.47

Semi-finals (First 2 & 2 fastest to final) (Oct 6)

Heat 1: (1.0) 1, Williams 12.41; 2, Ali 12.44; 3, Visser 12.62; 4, Cindy Roleder GER 12.86; 5, Luca Kozák HUN 12.87; 6, Annimari Korte FIN 12.97; 7, Michelle Jenneke AUS 13.09; 8, Génesis Romero VEN 13.18

Heat 2: (0.8) 1, Harrison 12.58; 2, Tapper 12.61; 3, Yanique Thompson JAM 12.80; 4, Karolina Koleczek POL 12.86; 5, Nooralotta Nezirli FIN 12.89; 6, Cindy Ofili GBR 12.95; 7, Rikenette Steenkamp RSA 12.96; 8, Luminosa Bogliolo ITA 13.06

Heat 3: (0.6) 1, Amusan 12.48; 2, Brown 12.62; 3, Vargas 12.65; 4, Elvira Herman BLR 12.78; 5, Reetta Hurske FIN 13.24; 6, Beate Schrott AUT 13.25; 7, Brianna Beahan AUS 13.38; Anne Zagré BEL DQ (Tr17.2.2) (13.23)

100 METRES HURDLES**Multiple Medallists:**

5	Gail Roberts/Devers	USA	91-2, 93-1, 95-1, 99-1, 01-2
3	Ludmila Narozhilenko/Engquist	URS/SWE	91-1, 97-1, 99-3
	Brigitte Foster/Hylton	JAM	03-2, 05-3, 09-1
	Delloreen Ennis-London	JAM	05-2, 07-3, 09-3
	Sally Pearson	AUS	11-1, 13-2, 17-1
2	Ginka Zagorcheva	BUL	83-3, 87-1
	Olga Shishigina	KAZ	95-2, 01-3
	Perdita Felicien	CAN	03-1, 07-2
	Michelle Perry	USA	05-1, 07-1
	Dawn Harper/Nelson	USA	11-3, 17-2
	Danielle Williams	JAM	15-1, 19-3

Most Finals:

5 Roberts/Devers

Most Appearances:

7 Angela Whyte CAN 01-7h3, 03-5s3, 05-7s3, 07-8, 09-5h2, 13-6, 17-6h5

National Placings:

	1	2	3	4	5	6	7	8	Points
USA	8	5	3	3	4	4	1	4	166
JAM	2	2	5	-	1	3	6	2	87
GER	1	3	2	1	-	-	2	1	51
CAN	1	2	-	-	-	3	1	2	35
BUL	1	1	1	2	1	-	-	-	35
RUS	-	1	1	1	3	-	2	-	34
AUS	2	1	-	-	1	-	-	-	27
FRA	-	-	-	1	1	2	3	2	23
SWE	1	-	1	1	-	1	-	-	22
URS	1	-	1	1	-	1	-	-	22
GBR	-	-	1	1	2	-	-	-	19
KAZ	-	1	1	1	-	-	-	-	18
NGR	-	1	-	1	-	-	-	-	12
SUI	-	-	-	-	2	1	-	-	11
BLR	-	-	1	-	-	1	-	-	9
CUB	-	-	-	1	-	-	1	-	7
SLO	-	-	-	1	-	-	-	1	6
ESP	-	-	-	1	-	-	-	-	5
IRL	-	-	-	1	-	-	-	-	5
NED	-	-	-	-	-	1	1	-	5
CRC	-	-	-	-	1	-	-	-	4
POL	-	-	-	-	1	-	-	-	4
Totals	17	17	17	17	17	17	17	12	607

400 Metres Hurdles**Sittard 1980****A Final (Aug 16)**

1,	¹⁷¹ Bärbel Broschat	GDR	54.55
2,	¹⁶¹ Ellen Neumann	GDR	54.56
3,	¹⁸¹ Petra Pfaff	GDR	55.84
4,	¹⁵¹ Mary Appleby	IRL	56.51
5,	¹¹¹ Esther Mahr	USA	56.81
6,	¹⁴¹ Hilde Frederiksen	NOR	56.85
7,	¹³¹ Lynette Foreman	AUS	58.24
	¹²¹ Christine Warden	GBR	DQ (56.99)

In the absence of the USSR, the GDR took all three medals. The title went to 1979 World Cup winner Broschat (née Klepp), who prevailed by 0.01. Her time of 54.55 was quicker than the official world record of 54.78, but at the time an even quicker mark by another East German (54.28 Karin Rossley) was awaiting ratification.

The 'B' final was won by Spain's Colorado, but she was later disqualified for failing a drugs test. This was the first such violation at the World Championships.

B Final (Aug 16)

1, Sichlau 58.03; 2, Pujol 58.38; 3, Buengener 58.77; 4, Dalgoutté 59.31; 5, Kaufmann 59.41; 6, Gendron 59.61; Commandeur DNS; (1,) Colorado DQ (57.51)

First round (First 3 & 4 fastest to semi-finals) (Aug 14)

Heat 1: 1, Mahr 57.51; 2, Frederiksen 57.72; 3, Pujol 58.54; 4, Commandeur 58.87; 5, Lai Lih-Jian TPE 61.01; Kirsi Ulvinen SWE DQ

Heat 2: 1, Pfaff 57.82; 2, Foreman 58.07; 3, Dalgoutté 59.63; 4, Kaufmann 59.74; 5, Buengener 59.98; 6, Dominique Le Disset FRA 61.22

Heat 3: 1, Broschat 56.13; 2, Appleby 58.54; 3, Colorado 58.79; 4, Gendron 60.40; 5, Debra Melrose USA 60.46; 6, Ruth Dubos FRA 61.12

Heat 4: 1, Neumann 56.35; 2, Warden 57.84; 3, Sichlau 58.99; 4, Kim Whitehead USA 61.33; 5, Andrea Wachter CAN 62.28; 6, Célestine N'Drin CIV 64.91

Semi-finals (First 4 to A final) (Aug 15)

Heat 1: 1, Broschat 55.89; 2, Pfaff 56.78; 3, Appleby 57.06; 4, Frederiksen 57.44; 5, Monserrat Pujol ESP 57.74; 6, Helle Sichlau DEN 58.44; 7, Susan Dalgoutté GBR 59.85; 8, Francine Gendron CAN 60.14

Heat 2: 1, Neumann 55.89; 2, Mahr 56.16; 3, Warden 57.26; 4, Foreman 57.46; 5, Rosa Colorado ESP 57.47; 6, Olga Commandeur NED 57.93; 7, Simone Buengener FRG 59.11; 8, Esther Kaufmann SUI 59.55

Helsinki 1983

Final (Aug 10)

1,	¹⁵¹ Yekaterina Fesenko	URS	54.14
2,	¹³¹ Ana Ambrazienė	URS	54.15
3,	¹¹¹ Ellen Fiedler	GDR	54.55
4,	¹⁷¹ Petra Pfaff	GDR	54.64
5,	¹⁸¹ Petra Krug	GDR	54.76
6,	¹²¹ Ann-Louise Skoglund	SWE	54.80
7,	¹⁶¹ Sue Morley	GBR	56.04
8,	¹⁴¹ Cristieana Cojocar	ROU	56.26

For the second successive World Championships, the winning margin was just one hundredth. Ellen Fiedler (née Neumann), started very quickly in lane 1. She was three metres up at halfway and pulling away. The other two GDR finalists were well placed, but in the finishing straight the Soviet pair of Ambrazienė and Fesenko took control. Ambrazienė, the world record holder, took the lead at the 10th hurdle – only to be passed herself on the run-in by Fesenko.

After the finish, the winner – who celebrated her 25th birthday on the day of the race – predicted a time of 53 seconds for herself in the future.

First round (First 3 & 4 fastest to semi-finals) (Aug 8)

Heat 1: 1, Fesenko 56.43; 2, Skoglund 56.80; 3, Wall 57.14; 4, Brown 57.14; 5, Giuseppina Cirulli ITA 57.43; 6, Rose Tata-Muya KEN 58.09; 7, Liu Guihua CHN 59.39; 8, Felicia Candelario DOM 60.72

Heat 2: 1, Ambrazienė 56.30; 2, Morley 56.58; 3, Krug 56.87; 4, Filicková 57.09; 5, Ruth Kyalisima UGA 57.58; 6, Helle Sichlau DEN 57.90; 7, Tonja Brown USA 58.00; 8, Ovrill Dwyer-Brown JAM 58.40

Heat 3: 1, El Moutawakil 56.52; 2, Pfaff 56.56; 3, Fredriksen 56.66; 4, Slythe 57.40; 5, Sandra Farmer JAM 57.97; 6, Verona Elder GBR 58.74; 7, Tuija Helander FIN 59.43; Mary Wagner FRG DNF

Heat 4: 1, Flintoff 56.47; 2, Cojocar 56.49; 3, Fiedler 56.58; 4, Barksdale 56.60; 5, Gladys Taylor GBR 58.25; 6, Andrea Page CAN 58.55; 7, Marcela Sevciková TCH 60.34

Semi-finals (First 4 to final) (Aug 9)

Heat 1: 1, Pfaff 55.77; 2, Fesenko 55.99; 3, Skoglund 56.01; 4, Morley 56.09; 5, Debbie Flintoff AUS 56.63; 6, Gwen Wall CAN 56.68; 7, Judi Brown USA 57.98; Hilde Fredriksen NOR DNS

Heat 2: 1, Ambrazienė 55.18; 2, Fiedler 55.23; 3, Krug 55.98; 4, Cojocar 56.71; 5, Sharrieffa Barksdale USA 56.81; 6, Nawal El Moutawakil MAR 57.10; 7, Anna Filicková TCH 57.64; 8, Christine Slythe CAN 58.53

Rome 1987

Final (Sep 3)

1,	¹³¹ Sabine Busch	GDR	53.62
2,	¹⁸¹ Debbie Flintoff-King	AUS	54.19
3,	¹⁴¹ Cornelia Ulrich	GDR	54.31
4,	¹⁶¹ Sandra Farmer	JAM	54.38
5,	¹⁵¹ Tuija Helander-Kuusisto	FIN	54.62
6,	¹¹¹ Anna Ambrazienė	URS	55.68
7,	¹²¹ Schowonda Williams	USA	55.86
8,	¹⁷¹ Judi Brown King	USA	56.10

Boosted by the 400m flat win of Thomas Schönlebe from the same lane (3) 20 minutes earlier, Sabine Busch overcame her raw hurdling style to win another gold for the GDR.

It was the other GDR runner, Ulrich, who led for the first half of the race. Busch moved in front on the second bend. She made no mistakes and drew away comfortably to win with the eighth-fastest time ever. From the outside lane, Flintoff finished strongly to take the silver medal on the run-in.

First round (First 2 & 6 fastest to semi-finals) (Aug 31)

Heat 1: 1, Busch 55.51; 2, Ambrazienė 56.50; 3, Nawal El Moutawakil MAR 57.21; 4, Jenny Laurendet AUS 57.41; 5, Barbara Johnson IRL 58.72; 6, Tania Fernández CUB 58.78; 7, Mariam Zewde ETH 60.57

Heat 2: 1, Sheffield 55.93; 2, Flintoff-King 56.31; 3, Wennberg 56.91; 4, Trojer 57.09; 5, Hélène Huart FRA 57.13; 6, Maria João Lopes POR 58.86; 7, Semra Aksu TUR 59.13

Heat 3: 1, Brown King 55.35; 2, Helander-Kuusisto 55.42; 3, Usha 55.73; 4, Usifo 56.13; 5, Helga Halldorsdóttir ISL 57.82; 6, Marie Womplou CIV 58.46; 7, Gerda Haas AUT 58.65

Heat 4: 1, Khromova 55.21; 2, Williams 55.53; 3, Abt 55.83; 4, Liliana Chalá ECU 58.39; 5, Gwen Wall CAN 58.66; 6, Maria Fialho BRA 58.93; Genowefa Błaszak POL DQ

Heat 5: 1, Ulrich 56.75; 2, Farmer 56.76; 3, Tata-Muya 57.11; 4, Cristina Pérez ESP 57.23; 5, Erika Szopori HUN 58.09; 6, Sally Fleming AUS 58.87; Fatima Podie BUR DQ

Semi-finals (First 4 to final) (Sep 1)

Heat 1: 1, Busch 54.41; 2, Farmer 54.68; 3, Helander-Kuusisto 54.76; 4, Williams 54.82; 5, Margarita Khromova URS 54.86; 6, LaTanya Sheffield USA 56.65; 7, Rose Tata-Muya KEN 57.65; Maria Usifo NGR DNS

Heat 2: 1, Ulrich 54.72; 2, Flintoff-King 55.08; 3, Ambrazienė 55.47; 4, Brown King 55.55; 5, Gudrun Abt FRG 55.59; 6, PT Usha IND 55.89; 7, Christina Wennberg SWE 56.56; 8, Irmgard Trojer ITA 57.86

Tokyo 1991

Final (Aug 29)

1,	¹⁶¹ Tatyana Ledovskaya	URS	53.11
2,	¹⁵¹ Sally Gunnell	GBR	53.16
3,	¹⁷¹ Janeene Vickers	USA	53.47
4,	¹⁴¹ Sandra Farmer-Patrick	USA	53.95
5,	¹⁸¹ Kim Batten	USA	53.98
6,	¹³¹ Anita Protti	SUI	54.25
7,	¹¹¹ Heike Meissner	GER	55.26
8,	¹²¹ Margarita Ponomaryova	URS	55.27

At the 1988 Olympic Games, Ledovskaya lost the gold medal after she eased up prematurely at the finish. In Tokyo, the Soviet hurdler won as her rivals made mistakes in the closing stages. Like several of her teammates, Ledovskaya had raced sparingly in 1991. Instead, the favourites for Tokyo were Gunnell and Farmer-Patrick. The Briton won her semi-final from Ledovskaya, who laboured at the finish and looked unfit.

This proved an illusion, for in the final Ledovskaya (lane 6) sprinted away from Gunnell and Farmer-Patrick (lanes 5 and 4). At the fifth touchdown she had a lead of three metres, and she added to this with a dazzling turn of speed between hurdles six and eight.

The Briton made her move in the homestraight, overtaking Farmer-Patrick and gaining ominously on Ledovskaya between the last two hurdles. But Gunnell stuttered slightly and lost some momentum on clearing the final barrier. Farmer-Patrick also took the last hurdle badly and clashed arms with Gunnell when she landed awkwardly. Meanwhile, Ledovskaya had a smooth clearance and held Gunnell at bay to win with the second quickest time in history.

"It was my hardest win as an athlete," said Ledovskaya, who revealed that she had only competed in Tokyo on the insistence of her coach.

First round (First 2 & 6 fastest to semi-finals) (Aug 26)

Heat 1: 1, Vickers 54.85; 2, Ledovskaya 54.94; 3, Retchakan 54.95; 4, Johansson 55.60; 5, Ann Maenhout BEL 58.39; 6, Marie Womplou CIV 58.80; 7, Elma Muros PHI 59.90

Heat 2: 1, Protti 54.53; 2, Ponomaryova 55.87; 3, Abt 56.16; 4, Lencys Montelier CUB 57.72; 5, Huang Yanhong CHN 58.05; 6, Omolade Akinremi NGR 58.25

Heat 3: 1, Gunnell 54.70; 2, Chuprina 56.15; 3, Busch 56.37; 4, Donald Duprey CAN 56.38; 5, Lyn Massey NZL 57.55; 6, Junko Hasegawa JPN 59.71; 7, Gretha Tromp NED 60.45 (fell)

Heat 4: 1, Trojer 55.77; 2, Batten 55.77; 3, Westén 55.79; 4, Deon Hemmings JAM 57.13; 5, Nicoleta Carutasu ROU 57.26; 6, Liliana Chalá ECU 61.49; 7, Mirenda Francourt SEY 65.92

Heat 5: 1, Farmer-Patrick 55.81; 2, Meissner 56.00; 3, Bidouane 56.35; 4, Rosey Edeh CAN 57.32; 5, Jacqui Parker GBR 57.81; 6, Reawadee Srithoa THA 58.74; 7, Mari Bjone NOR 59.00

Semi-finals (First 4 to final) (Aug 27)

Heat 1: 1, Protti 54.26; 2, Farmer-Patrick 54.44; 3, Vickers 54.63; 4, Meissner 54.77; 5, Gowry Retchakan GBR 54.88; 6, Frida Johansson SWE 55.36; 7, Anna Chuprina URS 55.81; 8, Nezha Bidouane MAR 56.62

Heat 2: 1, Gunnell 54.24; 2, Ledovskaya 54.36; 3, Batten 54.70; 4, Ponomaryova 55.22; 5, Monica Westén SWE 55.51; 6, Irmgard Trojer ITA 55.66; 7, Sabine Busch GER 55.93; 8, Gudrun Abt GER 56.17

Stuttgart 1993

Final (Aug 19)

1, ¹⁴¹ Sally Gunnell	GBR	52.74 _{WR}
2, ¹⁶¹ Sandra Farmer-Patrick	USA	52.79
3, ¹⁵¹ Margarita Ponomaryova	RUS	53.48
4, ¹⁷¹ Kim Batten	USA	53.84
5, ¹²¹ Tonja Buford	USA	54.55
6, ¹³¹ Deon Hemmings	JAM	54.99
7, ¹¹¹ Rosey Edeh	CAN	55.19
8, ¹⁸¹ Natalya Torshina	KAZ	55.78

Some viewed the clash between Gunnell and Farmer-Patrick as the best race ever in a World Championships. The Briton was the favourite after moderate early-season form by the American, but Farmer-Patrick had since switched coaches and showed a marked improvement in Stuttgart. She clocked a season's best in the semi-finals.

Two days later, the American (lane 6) raced into a comfortable lead by 200m but Gunnell ran a strong bend and drew level by the eighth hurdle. The American edged ahead again and gained a little ground from Gunnell at both the remaining hurdles. The race was decided on the 40m run-in. Gunnell managed to creep in front, but it was so close that several seconds passed before she realised she had won the race and broken the world record. Farmer-Patrick, who fell to the track at the finish, was also inside the old record.

First round (First 4 & 4 fastest to semi-finals) (Aug 16)

Heat 1: 1, Gunnell 55.06; 2, Rieger 56.30; 3, Johansson 56.81; 4, Carutasu 57.13; 5, Monika Warnicka POL 57.38; 6, Anabella Von Kesselstat ARG 57.82; 7, Zuzana Machotková TCH 59.53

Heat 2: 1, Ledovskaya 55.37; 2, Meissner 55.84; 3, Parris 56.19; 4, Maenhout 56.48; 5, Lana Uys RSA 56.55; 6, Marta Moreira POR 58.06; 7, Jupira da Graça BRA 58.79

Heat 3: 1, Ponomaryova 54.68; 2, Buford 55.42; 3, Edeh 55.70; 4, Westén 56.34; 5, Parker 56.93; 6, Linda Kisabaka GER 57.02; 7, Marjut Toyli FIN 60.16; 8, Ivette Sánchez PAN 67.89

Heat 4: 1, Olga M. Nazarova 55.31; 2, Farmer-Patrick 55.70; 3, Hemmings 55.94; 4, Retchakan 56.31; 5, Silwia Pachut POL 56.92; 6, Miriam Alonso ESP 58.62; 7, Alejandra Quintanar MEX 60.04

Heat 5: 1, Batten 55.37; 2, Torshina 55.51; 3, Knoroz 55.54; 4, Kurochkina 55.69; 5, Duprey 56.80; 6, Mary Estelle Kapalu VAN 60.29; 7, Nezhha Bidouane MAR DNF; 8, Yana Burtasenkova MDA DNS

Semi-finals (First 2 & 2 fastest to final) (Aug 17)

Heat 1: 1, Gunnell 53.95; 2, Buford 54.38; 3, Heike Meissner GER 54.64; 4, Anna Knoroz RUS 55.12; 5, Tatyana Kurochkina BLR 55.64; 6, Debbie-Ann Parris JAM 55.80; 7, Sylwia Pachut POL 56.31; 8, Nicoleta Carutasu ROU 56.61

Heat 2: 1, Ponomaryova 53.71; 2, Batten 54.20; 3, Torshina 54.53; 4, Edeh 54.53; 5, Silvia Rieger GER 54.90; 6, Monica Westén SWE 55.88; 7, Ann Maenhout BEL 56.14; 8, Jacqui Parker GBR 56.68

Heat 3: 1, Farmer-Patrick 53.88; 2, Hemmings 54.12; 3, Tatyana Ledovskaya BLR 54.60; 4, Olga M. Nazarova RUS 55.51; 5, Gowry Retchakan GBR 55.96; 6, Donalda Duprey CAN 56.16; 7, Frida Johansson SWE 56.48; 8, Lana Uys RSA 57.40

Gothenburg 1995

Final (Aug 11)

1, ¹⁵¹ Kim Batten	USA	52.61 _{WR}
2, ¹³¹ Tonja Buford	USA	52.62
3, ¹⁴¹ Deon Hemmings	JAM	53.48
4, ¹⁷¹ Heike Meissner	GER	54.86
5, ¹⁶¹ Tatyana Tereshchuk	UKR	54.94
6, ¹¹¹ Silvia Rieger	GER	55.01
7, ¹⁸¹ Ionela Tîrlea	ROU	55.46
8, ¹²¹ Natalya Torshina	KAZ	56.75

Absent, for various reasons, were Sally Gunnell, Sandra Farmer-Patrick and Marie-José Pérec. It was felt that the event was of a low standard and this seemed to be confirmed by the preliminary races; a time of 56.75 was sufficient to win a place in the final. There was no indication of the tremendous race which was to unfold.

The principal contenders were the Americans Tonja Buford and

Kim Batten. Batten (lane 5) went out hardest and led at 200m from Hemmings. Buford (lane 3) ran an excellent final bend and was level with her team-mate at the eighth barrier. Batten had a slight edge down the finishing straight but Buford did not fade. Batten's advantage was cut when she stuttered at the 10th hurdle. Buford – shorter of the two but with a longer stride – closed further on the run-in, but at the line it was Batten who produced the more determined dip. It won her not only the gold medal but also a world record of 52.61. For the second successive World Championship, the runner-up was also inside the previous record as Buford clocked 52.62.

"I was really scared," said Batten. "Tonja's pretty quick on her feet. I didn't know if I'd beat her. I felt if I could get to the eighth hurdle in the lead, I could beat Kim," said Buford. "I couldn't quite get her but I'm still excited to beat the world record."

The winner had undergone an emergency appendectomy the previous May and only just recovered in time to contest the US trials for Gothenburg.

First round (First 3 & 4 fastest to semi-finals) (Aug 8)

Heat 1: 1, Buford 55.15; 2, Tereshchuk 56.16; 3, Torshina 56.23; 4, Warnicka 56.88; 5, Olga M. Nazarova 57.64; 6, Louise Fraser GBR 57.99; 7, Åsa Carlsson SWE 58.42

Heat 2: 1, Batten 55.71; 2, Tîrlea 58.47; 3, Arnardóttir 58.57; 4, Zhanna Sokolova TJK 63.16; Hsu Pei-chin TPE & Tatyana Kurochkina BLR DQ (Tr22.6); Rosey Edeh CAN DNS

Heat 3: 1, Hemmings 54.72; 2, Rieger 55.75; 3, Ledovskaya 56.03; 4, Akinremi 56.46; 5, Miriam Alonso ESP 58.36; Nezhha Bidouane MAR DQ (Tr22.6)

Heat 4: 1, Meissner 55.95; 2, Williams 55.98; 3, van Derveen 56.32; 4, Lenskaya 57.52; 5, Debbie-Ann Parris JAM 57.83; 6, Marie Womplou CIV 58.67

Semi-finals (First 4 to final) (Aug 9)

Heat 1: 1, Buford 55.30; 2, Tereshchuk 56.09; 3, Torshina 56.52; 4, Meissner 56.75; 5, Monika Warnicka POL 56.88; 6, Olga M. Nazarova RUS 56.89; 7, Trevaia Williams USA 64.84; Karen van Derveen RSA DQ (Tr17.3.1)

Heat 2: 1, Batten 54.15; 2, Hemmings 54.33; 3, Rieger 55.69; 4, Tîrlea 56.21; 5, Lade Akinremi NGR 57.07; 6, Gudrun Arnardóttir ISL 57.29; 7, Irina Lenskaya UKR 57.33; Tatyana Ledovskaya BLR DQ (Tr22.6)

Athens 1997

Final (Aug 8)

1, ¹³¹ Nezhha Bidouane	MAR	52.97
2, ¹⁴¹ Deon Hemmings	JAM	53.09
3, ¹⁵¹ Kim Batten	USA	53.52
4, ¹⁶¹ Tatyana Tereshchuk	UKR	53.81
5, ¹⁸¹ Debbie-Ann Parris	JAM	54.19
6, ¹²¹ Tonja Buford-Bailey	USA	54.77
7, ¹⁷¹ Susan Smith	IRL	55.25
8, ¹¹¹ Andrea Blackett	BAR	55.63

The form book pointed to a battle royal between defending champion and world record holder Batten and her Olympic conqueror Hemmings. They did indeed battle it out far ahead of the rest until Batten made a serious mistake at the eighth hurdle and the Jamaican appeared to have the race locked up. However, Bidouane – who had pulled off a shock win over Batten and Hemmings in Rome in June – had other ideas. Buoyed up by an African record of 53.48 in winning her semi, the Moroccan took no notice of her rivals' furious pace – touching down after the sixth hurdle in 28.44 as against Hemmings' 27.76 – and consequently found herself with plenty left for the closing stages. A distant fourth entering the finishing straight, she drew level with Batten at the last hurdle and edged past an astonished Hemmings in the final few strides for victory in 52.97.

Until this race Bidouane's international championship career had hardly set the world aflame. A semi-finalist at the 1991 Worlds and 1992 Olympics, she failed to finish her heat at the 1993 World Championships, was disqualified in her heat two years later and had to miss the Atlanta Olympics because of Achilles tendon surgery. She became the second Moroccan woman to win a major 400m hurdles title, Nawal El Moutawakel having triumphed at the 1984 Olympics.

A sad footnote: Making an encouraging comeback after injury, Gunnell (the 1993 champion in world record time) clocked her best time for three years with 54.53 in her heat only to re-injure herself warming down and being forced to withdraw from her semi-final. It was the end of a brilliant career.

First round (First 3 & 4 fastest to semi-finals) (Aug 5)

Heat 1: 1, Hemmings 54.42; 2, Gunnell 54.53; 3, Goossens 54.84; 4, Blackett 55.26; 5, Tatyana Ledovskaya BLR 56.88; 6, Rebecca Buchanan USA 57.79; 7, Hristina Panagou GRE 61.14

Heat 2: 1, Tereshchuk 55.17; 2, Buford-Bailey 55.25; 3, Knoroz 55.34; 4, Alonso 55.57; 5, Arnardóttir 55.76; 6, Donaldal Duprey CAN 56.73; 7, Inicia da Fonseca STP 61.39

Heat 3: 1, Batten 54.56; 2, Smith 54.61; 3, Bakhvalova 55.08; 4, Haughton 55.27; 5, Judit Szekeres HUN 55.99; 6, Carla Barbarino ITA 57.05; 7, Rikke Rønholdt DEN 57.26

Heat 4: 1, Bidouane 55.53; 2, Rieger 55.64; 3, Parris 55.84; 4, Irina Lenskaya UKR 56.05; 5, Natalya Torshina KAZ 56.64; 6, Ryan Tolbert USA 56.67

Semi-finals (First 4 to final) (Aug 6)

Heat 1: 1, Batten 53.67; 2, Tereshchuk 54.02; 3, Parris 54.72; 4, Smith 54.72; 5, Yekaterina Bakhvalova RUS 55.02; 6, Silvia Rieger GER 55.08; 7, Karlene Haughton JAM 55.33; 8, Miriam Alonso ESP 55.49

Heat 2: 1, Bidouane 53.48; 2, Hemmings 53.82; 3, Buford-Bailey 54.48; 4, Blackett 54.74; 5, Gudrun Arnardóttir ISL 54.93; 6, Anna Knoroz RUS 55.28; 7, Ester Goossens NED 56.17; Sally Gunnell GBR DNS

Seville 1999**Final (Aug 25)**

1, ¹⁵¹	Daimí Pernía	CUB	52.89
2, ¹⁴¹	Nezha Bidouane	MAR	52.90
3, ¹³¹	Deon Hemmings	JAM	53.16
4, ¹⁶¹	Andrea Blackett	BAR	53.36
5, ¹¹¹	Sandra Glover	USA	53.65
6, ¹²¹	Michelle Johnson	USA	54.23
7, ¹⁷¹	Tatyana Tereshchuk	UKR	54.33
8, ¹⁸¹	Debbie-Ann Parris	JAM	56.24

Defending champion Bidouane and Olympic Champion Hemmings went into the event as co-favourites, their prospects enhanced as an injured Tírlea was a non-starter. They duly won their semi-finals but in the final both were shocked by World Student Games Champion Pernía. The 22 year-old Cuban had made enormous progress already that year, from 55.51 to 53.44, but again was a revelation. Drawn in lane 5 with Bidouane (4) and Hemmings (3) inside her, she led into the finishing straight. She was still ahead when she clattered the last hurdle, seemingly destroying her chances of an upset victory. Bidouane seized the initiative, but Pernía not only miraculously kept her feet but managed to recover to pip Bidouane on the line.

It was so close that Bidouane, who set an African record of 52.90, wrapped herself in the Moroccan flag and began a lap of honour, only to fall to the track in horror when she heard the result. Pernía's 52.89, a Cuban record, ranked her sixth-fastest of all-time while London-born Blackett set a Barbadian record of 53.36 in fourth place.

First round (First 3 & 4 fastest to semi-finals) (Aug 22)

Heat 1: 1, Blackett 54.74; 2, Pernía 54.88; 3, Szekeres 55.04; 4, Diouf 55.30; 5, Ann Mercken BEL 55.84; 6, Natasha Danvers GBR 56.22; 7, Delfina Joaquim ANG 59.34

Heat 2: 1, Bidouane 54.64; 2, Parris 55.35; 3, Dudgeon 55.38; 4, Joanna Hayes USA 55.38; 5, Gudrun Arnardóttir ISL 55.45; 6, Frida Svensson SWE 55.59; 7, Olga Dor ISR 57.23

Heat 3: 1, Glover 54.47; 2, Tereshchuk 54.61; 3, Bakhvalova 54.65; 4, Urbansky 54.67; 5, Niederstatter 55.10; 6, Mary-Estelle Kapalu VAN 61.86; Karlene Haughton CAN DQ (Tr17.3.1)

Heat 4: 1, Hemmings 54.27; 2, Johnson 54.79; 3, Torshina 54.95; 4, Smith-Walsh 55.06; 5, Keri Maddox GBR 55.33; 6, Petra Söderström FIN 56.93; 7, Ieva Zunda LAT 57.90

Semi-finals (First 4 to final) (Aug 23)

Heat 1: 1, Hemmings 54.00; 2, Blackett 54.18; 3, Tereshchuk 54.55; 4, Johnson 54.67; 5, Tacko Diouf SEN 55.17; 6, Sinead Dudgeon GBR 55.69; 7, Yekaterina Bakhvalova RUS 55.76; 8, Ulrike Urbansky GER 55.81

Heat 2: 1, Bidouane 53.95; 2, Pernía 53.96; 3, Glover 54.17; 4, Parris 54.81; 5, Judit Szekeres HUN 54.86; 6, Susan Smith-Walsh IRL 55.20; 7, Natalya Torshina KAZ 55.26; 8, Monica Niederstatter ITA 55.57

Edmonton 2001**Final (Aug 8)**

1, ¹⁴¹	Nezha Bidouane	MAR	53.34
2, ¹⁵¹	Yuliya Nosova	RUS	54.27
3, ¹³¹	Daimí Pernía	CUB	54.51
4, ¹⁶¹	Tonja Buford-Bailey	USA	54.55
5, ¹¹¹	Debbie-Ann Parris	JAM	54.68

6, ¹⁷¹	Ionela Tírlea	ROU	55.36
7, ¹⁸¹	Deon Hemmings	JAM	55.83
8, ¹²¹	Sandra Glover	USA	57.42

Bidouane regained her title with ease. She waited as first Pernía then Nosova led before storming away after the eighth barrier. Her winning margin of 0.93 was the widest ever in this event, and her winning time was a world-leading 53.34.

First round (First 3 & 4 fastest to semi-finals) (Aug 5)

Heat 1: 1, Bidouane 54.55; 2, Parris 54.81; 3, Pskit 55.45; 4, Harrison 55.63; 5, Torshina 55.69; 6, Haughton 55.94

Heat 2: 1, Nosova 54.43; 2, Buford-Bailey 54.99; 3, Tírlea 55.41; 4, Olichwierczuk 55.98; 5, Tacko Diouf SEN 56.44; 6, Sylvanie Morandais FRA 56.85; 7, Keri Maddox GBR 57.55

Heat 3: 1, Glover 55.38; 2, Pernía 55.40; 3, Niederstätter 55.83; 4, Natasha Danvers GBR 56.36; 5, Surita Febbraio RSA 56.80; 6, Melaine Walker JAM 57.10

Heat 4: 1, Hemmings 55.39; 2, Dudgeon 56.07; 3, Taylor 56.28; 4, Heike Meissner GER 56.79; 5, Andrea Blackett BAR 57.10; 6, Norasheela Khalid MAS 59.12

Semi-finals (First 4 to final) (Aug 6)

Heat 1: 1, Pernía 53.81; 2, Bidouane 53.85; 3, Parris 53.88; 4, Glover 55.04; 5, Małgorzata Pskit POL 55.28; 6, Karlene Haughton CAN 55.68; 7, Monika Niederstätter ITA 56.37; 8, Natalya Torshina KAZ 56.45

Heat 2: 1, Nosova 54.03; 2, Buford-Bailey 54.15; 3, Hemmings 54.47; 4, Tírlea 54.92; 5, Anna Olichwierczuk POL 55.64; 6, Brenda Taylor USA 56.52; 7, Yvonne Harrison PUR 56.70; 8, Sinead Dudgeon GBR 56.92

Paris 2003**Final (Aug 28)**

1, ¹⁴¹	Jana Pittman	AUS	53.22
2, ¹⁶¹	Sandra Glover	USA	53.65
3, ¹⁵¹	Yuliya Pechonkina	RUS	53.71
4, ¹³¹	Ionela Tírlea	ROU	54.41
5, ¹²¹	Tatyana Tereshchuk-Antipova	UKR	54.61
6, ¹⁷¹	Andrea Blackett	BAR	54.79
7, ¹¹¹	Heike Meissner	GER	55.60
8, ¹⁸¹	Surita Febbraio	RSA	55.90

Three weeks before the final Pechonkina (née Nosova) had surprisingly cut the world record to 52.34. In the preliminaries, she went off hard, then eased to fast clockings of 54.01 and 53.57. In the final the Russian raced off again in lane 5, making up the stagger on Glover (lane 6) by the fourth hurdle. The other protagonist, Pittman, was drawn inside Pechonkina.

The Russian continued to look set for a sub-53 clocking until faltering at the eighth hurdle. She was 5m ahead at the ninth but slowing. Pittman and the smooth-striding Glover were closing the gap. The young Australian caught the Russian with 30m to go then Glover also nipped ahead of Pechonkina, who revealed "at the ninth I felt some pressure on my hip muscles and decided not to sprint flat out to avoid injury."

First round (First 3 & 4 fastest to Semi-finals) (Aug 24)

Heat 1: 1, Pechonkina 54.01; 2, Tereshchuk-Antipova 55.28; 3, Hayes 56.10; 4, Androula Sialou CYP 56.11; 5, Rebecca Wardell NZL 56.51; 6, Monika Niederstätter ITA 56.62; 7, Salhate Djamalidine COM 58.91

Heat 2: 1, Febbraio 55.41; 2, Meissner 55.80; 3, Torshina 55.86; 4, Danvers 56.02; 5, Blackett 56.05; 6, Tacko Diouf SEN 56.22; 7, Jessica Miller URU 61.03; 8, Diala El-Chab LBN 62.90

Heat 3: 1, Pittman 54.80; 2, McIntosh 55.53; 3, Kampf 55.79; 4, Anna Jesień POL 56.07; 5, Ieva Zunda LAT 56.87; 6, Velveth Moreno PAN 63.55; Yvonne Harrison PUR DNF

Heat 4: 1, Glover 54.48; 2, Tírlea 54.98; 3, Pskit 55.18; 4, Beckford 55.75; 5, Olivero 55.95; 6, Makiko Yoshida JPN 57.08; 7, Aïssata Soulama BUR 61.86

Semi-finals (First 4 to final) (Aug 24)

Heat 1: 1, Pittman 53.77; 2, Glover 53.90; 3, Tereshchuk-Antipova 54.26; 4, Meissner 55.00; 5, Natalya Torshina KAZ 55.24; 6, Joanna Hayes USA 55.35; 7, Natasha Danvers GBR 55.48; 8, Cora Olivero ESP 55.82

Heat 2: 1, Pechonkina 53.57; 2, Tírlea 54.84; 3, Febbraio 55.18; 4, Blackett 55.33; 5, Stephanie Kampf GER 55.35; 6, Allison Beckford JAM 55.76; 7, Małgorzata Pskit POL 56.21; Raasin McIntosh USA DNF

Helsinki 2005**Final (Aug 13)**

1, ¹⁴¹	Yuliya Pechonkina	RUS	52.90
2, ¹⁸¹	Lashinda Demus	USA	53.27

3, ¹³¹	Sandra Glover	USA	53.32
4, ¹⁵¹	Anna Jesień	POL	54.17
5, ¹⁶¹	Huang Xiaoxiao	CHN	54.57
6, ¹²¹	Andrea Blackett	BAR	55.06
7, ¹⁷¹	Tatyana Tereshchuk-Antipova	UKR	55.09
8, ¹¹¹	Małgorzata Pskit	POL	55.58

In previous championships Pechonkina had often under-performed when it came to finals. In Helsinki she was much the quickest in the heats before running the fastest time of the semis with 53.86, beating Demus handily.

There was drama at the start of the final when twice Pechonkina was warned that her foot was illegally placed in her blocks at the "set" stage. Out in lane eight, Demus led for the first half of the race, and then Pechonkina's power began to tell, and she won by 3m from Demus, who had to close strongly to take the silver from 36 year-old Glover. A United States protest that Pechonkina's lead leg had gone round the first hurdle was rejected.

First round (First 4 & 4 fastest to semi-finals) (Aug 10)

Heat 1: 1, Pechonkina 53.77; 2, Pskit 55.72; 3, Hantzi-Neag 56.15; 4, Blackett 56.32; 5, Marx 56.60; 6, Sanders 56.83; 7, Norasheela Mohd Khalid MAS 57.58

Heat 2: 1, Jesień 55.79; 2, Ceccarelli 56.00; 3, Gundert 56.53; 4, Dortch 56.54; 5, Stoddart 56.55; 6, Jessica Aguilera NCA 64.43; Wang Xing CHN DQ (Tr22.6)

Heat 3: 1, Glover 55.31; 2, Febbraio 55.89; 3, Chryst-Rozej 56.35; 4, Hejnová 56.86; 5, Olivero 56.96; 6, Natalya Alimzhanova KAZ 58.26; 7, Salhate Djamiladine COM 60.33

Heat 4: 1, Demus 56.63; 2, de Jong 56.95; 3, Gulumyan 57.21; 4, Parris 58.27; 5, Josanne Lucas TTO 58.99; 6, Aïssata Soulama BUR 59.28; 7, Ilona Ranta FIN 59.42

Heat 5: 1, Tereshchuk-Antipova 56.16; 2, Huang 56.56; 3, Niederstätter 57.18; 4, Smith 58.33; 5, Vanya Stambolova BUL 58.99

Semi-finals (First 2 & 2 fastest to final) (Aug 11)

Heat 1: 1, Jesień 54.34; 2, Huang 54.34; 3, Blackett 54.79; 4, Tereshchuk-Antipova 55.13; 5, Claudia Marx GER 55.64; 6, Marjolein de Jong NED 55.92; 7, Shauna Smith USA 55.97; 8, Monika Niederstätter ITA 56.14

Heat 2: 1, Glover 54.16; 2, Pskit 55.20; 3, Benedetta Ceccarelli ITA 55.41; 4, Tawa Dortch CAN 55.58; 5, Oksana Gulumyan RUS 56.12; 6, Shevon Stoddart JAM 56.49; 7, Hristina Hantzi-Neag GRE 57.11; Nicola Sanders GBR DQ (Tr22.6) (56.25)

Heat 3: 1, Pechonkina 53.86; 2, Demus 55.00; 3, Surita Febbraio RSA 55.74; 4, Debbie-Ann Parris JAM 55.96; 5, Cora Olivero ESP 56.47; 6, Marta Chryst-Rozej POL 56.80; 7, Zuzana Hejnová CZE 57.29; Louise Gundert SWE DQ (Tr22.6)

Osaka 2007

Final (Aug 30)

1, ¹⁵¹	Jana Rawlinson	AUS	53.31
2, ¹⁶¹	Yuliya Pechonkina	RUS	53.50
3, ¹⁷¹	Anna Jesień	POL	53.92
4, ¹⁴¹	Nickiesha Wilson	JAM	54.10
5, ¹⁸¹	Huang Xiaoxiao	CHN	54.15
6, ¹³¹	Yevgeniya Isakova	RUS	54.50
7, ¹⁹¹	Tiffany Williams	USA	54.63
8, ¹²¹	Tasha Danvers-Smith	GBR	54.94

The world list was headed by Williams (53.28) and Johnson (53.29), but neither athlete had run quicker than 54.40 since June, while the enigmatic Pechonkina had won the Russian title at the end of July in 53.61. Also rounding into form was Rawlinson (née Pittman), the 2003 winner, who had won in Monaco on July 25 with 53.46.

Williams had been the fastest in the heats, Rawlinson, Pechonkina and Jesień were the semi-final winners. Williams, in the outside lane, started fastest in the final, but soon faded, and the gold was fought out between Rawlinson and Pechonkina. The Australian was ahead of the Russian from the second hurdle on, and it was only at the last barrier that Pechonkina was able to close within 0.20 of Rawlinson. Showing great ability to run her best when it mattered, Rawlinson's time was the second best of her life, the best coming when she won the 2003 title, and in doing so she tied Nezha Bidouane as the only athlete to win two 400 hurdles women's titles, but still no-one has defended this title (or the women's marathon) successfully.

First round (First 4 & 4 fastest to second round) (Aug 27)

Heat 1: 1, Pechonkina 54.50; 2, Wilson 55.15; 3, Danvers-Smith 55.67; 4, Leach 55.95; 5, Hantzi-Neag 56.37; 6, Satomi Kubokura JPN 57.01; 7, Ilona Ranta FIN 57.64; 8, Nadia Nazir PAK 64.76

Heat 2: 1, Williams 54.24; 2, Jesień 55.01; 3, Azarova 55.93; 4, Kirilova 56.77; 5, Aïssata Soulama BUR 57.06; 6, Anastasiya Rabchenyuk UKR 57.31; 7, Özge Gürler TUR 57.40

Heat 3: 1, Tereshchuk-Antipova 54.74; 2, Walker 55.40; 3, Halkiá 55.66; 4, Hejnová 55.87; 5, Bikert 56.23; 6, Elodie Ouédraogo BEL 56.44; 7, Ulrike Urbansky GER 56.76; 8, Michelle Carey IRL 57.10

Heat 4: 1, Rawlinson 54.77; 2, Ivanova 55.52; 3, Adam 55.80; 4, Tírlea 55.90; 5, Spencer 55.93; 6, Mårtensson 56.19; 7, Joke Odumosu NGR 59.05

Heat 5: 1, Huang 55.64; 2, Isakova 56.02; 3, Johnson 56.30; 4, Kron 57.28; 5, Andrea Blackett BAR 57.70; 6, Lamia El Habz MAR 57.81; 7, Lucimar Teodoro BRA 58.32

Semi-finals (First 2 & 2 fastest to final) (Aug 28)

Heat 1: 1, Rawlinson 53.57; 2, Danvers-Smith 54.08; 3, Isakova 54.11; 4, Tatyana Tereshchuk-Antipova UKR 54.38; 5, Sheena Johnson USA 54.55; 6, Zuzana Hejnová CZE 55.04; 7, Erica Mårtensson SWE 56.46; 8, Kaliese Spencer JAM 56.69

Heat 2: 1, Pechonkina 53.82; 2, Huang 54.00; 3, Melaine Walker JAM 54.54; 4, Tatyana Azarova KAZ 55.74; 5, Christina Kron GER 56.05; 6, Nicole Leach USA 56.10; 7, Faní Halkiá GRE 56.58; 8, Yekaterina Bikert RUS 60.07

Heat 3: 1, Jesień 53.86; 2, Wilson 53.97; 3, Williams 54.15; 4, Natalya Ivanova RUS 54.88; 5, Ionela Tírlea ROU 55.41; 6, Mona Jabir Ahmed SUD 55.65; 7, Tsvetelina Kirilova BUL 56.03; 8, Hristina Hantzi-Neag GRE 56.35

Berlin 2009

Final (Aug 20)

1, ¹⁴¹	Melaine Walker	JAM	52.42
2, ¹⁵¹	Lashinda Demus	USA	52.96
3, ¹³¹	Josanne Lucas	TTO	53.20
4, ¹⁶¹	Kaliese Spencer	JAM	53.56
5, ¹²¹	Tiffany Williams	USA	53.83
6, ¹⁷¹	Natalya Antyukh	RUS	54.11
7, ¹⁸¹	Anastasiya Rabchenyuk	UKR	54.78
8, ¹¹¹	Angela Moroşanu	ROU	55.04

Demus established herself as favourite with her 52.63 in Monaco at the end of July. She led from the gun, and was a metre ahead of Walker at the third hurdle. Walker edged ahead at the fifth barrier, but Demus regained the lead and by the eighth as was more than a metre ahead (36.65 to 36.81). The two were level approaching the ninth but then Demus stuttered. As the American lost momentum, the Jamaican gained over half a second by the 10th hurdle, and then was appreciably stronger on the run-in. Walker's reward was the second-fastest time ever, missing the world record by just 0.08. Demus held off the vastly-improved Lucas, who smashed her Trinidadian record. Others setting personal bests were Spencer and Antyukh.

On her victory lap, Walker was given a piggy-back by the ubiquitous Berlin mascot Berlino who then ran straight into a hurdles cart and dropped the new champion heavily on her backside. Happily there was no harm done and the smiles continued, though at the medallist's press conference Walker twice said "I'm not a big lover of my event."

First round (First 4 & 4 fastest to semi-finals) (Aug 17)

Heat 1: 1, Spencer 55.12; 2, Lucas 55.41; 3, Huang 55.52; 4, Stambolova 56.01; 5, Satomi Kubokura JPN 56.91; 6, Tatyana Azarova KAZ 57.90; 7, Hanna Titimets UKR 58.22; 8, Déborah Rodríguez URU 59.21

Heat 2: 1, Wilson 55.37; 2, Jesień 55.57; 3, Child 55.96; 4, Tosta 56.00; 5, Zunda 56.05; 6, Aurore Kassambara FRA 57.25; 7, Sayaka Aoki JPN 63.56; Tsvetelina Kirilova BUL DQ (Tr22.6)

Heat 3: 1, Walker 55.17; 2, Antyukh 55.40; 3, Shakes-Drayton 56.49; 4, Petersen 56.51; 5, Michelle Carey IRL 56.91; 6, Kou Luogon LBR 57.70; 7, Laia Forcadell ESP 58.57; 8, Merjen Ishangulyyeva TKM 60.75

Heat 4: 1, Moroşanu 54.70; 2, Williams 55.25; 3, Hejnová 55.68; 4, Churakova 56.13; 5, Ouédraogo 56.60; 6, Yolanda Osana DOM 59.18; 7, Aïssata Soulama BUR 59.20; Ogoegbunam DQ (ADr10.8) (55.80)

Heat 5: 1, Demus 54.66; 2, Rabchenyuk 55.63; 3, Ivanova 56.11; 4, Odumosu 56.62; 5, Tilgner 56.73; 6, Carole Kaboud Mebam CMR 58.10

Semi-finals (First 2 & 2 fastest to final) (Aug 18)

Heat 1: 1, Walker 53.26; 2, Lucas 53.98; 3, Moroşanu 54.15; 4, Huang Xiaoxiao CHN 55.40; 5, Natalya Ivanova RUS 56.08; 6, Sheena Tosta USA 56.31; 7, Joke Odumosu NGR 56.80; 8, Elodie Ouédraogo BEL 57.58

Heat 2: 1, Spencer 54.37; 2, Rabchenyuk 54.49; 3, Williams 54.79; 4, Anna Jesień POL 54.82; 5, Yelena Churakova RUS 56.11; 6, Ieva Zunda LAT 56.66; 7, Perri Shakes-Drayton GBR 57.57; Amaka Ogoegbunam NGR DQ (Tr22.6 & ADr10.8)

Heat 3: 1, Demus 54.25; 2, Antyukh 54.86; 3, Nickiesha Wilson JAM 54.89; 4, Zuzana Hejnová CZE 54.99; 5, Vania Stambolova BUL 56.12; 6, Eilidh Child GBR 56.21; 7, Sara Slott Petersen DEN 56.99; 8, Jonna Tilgner GER 57.11

Daegu 2011

Final (Sep 1)

1, ¹³¹	Lashinda Demus	USA	52.47
2, ¹⁸¹	Melaine Walker	JAM	52.73
3, ¹⁵¹	Natalya Antyukh	RUS	53.85
4, ¹²¹	Kaliese Spencer	JAM	54.01
5, ¹¹¹	Anastasiya Rabchenyuk	UKR	54.18
6, ¹⁶¹	Vania Stambolova	BUL	54.23
7, ¹⁴¹	Zuzana Hejnová	CZE	54.23
8, ¹⁷¹	Yelena Churakova	RUS	55.17

Spencer clocked a world-leading 52.79 four weeks before Daegu but the suffered an injury to her quad and groin and only made the final as a fastest loser and ended up with a poor lane draw given her condition. In the final, Demus and Spencer were out best and they were quickly joined in the lead by Walker. By the eighth barrier, Demus had a slight advantage over Walker, with Spencer in third but fading. Demus was a metre ahead at the last hurdle where Walker checked her stride. The American went a further metre ahead on the run-in. Antyukh caught Spencer in the last 10m to take bronze and leave the Jamaican in fourth place for the second successive championships. For Demus, it was a career peak: a US national record and the number three performance of all-time.

First round (First 4 & 4 fastest to semi-finals) (Aug 29)

Heat 1: 1, Spencer 54.93; 2, Rabchenyuk 55.08; 3, Harrison 55.11; 4, Boden 55.78; 5, Barbosa 56.31; 6, Christine Merrill SRI 57.05; 7, Miel Blessing Ayedou BEN 58.80
Heat 2: 1, Hejnová 55.12; 2, Churakova 55.39; =3, Ouédraogo & Titimets 55.40; 5, Petersen 56.32; 6, Horvat 56.60; 7, Hanitrasoa Olga Razanamalala MAD 57.25
Heat 3: 1, Demus 54.93; 2, Shakes-Drayton 55.90; 3, Yaroshchuk 55.99; 4, Wilson 56.08; 5, Jailma de Lima BRA 57.21; 6, Birsen Engin TUR 57.22; 7, Sharolyn Scott CRC 58.78; 8, Fatima Suleiman Al-Dahman YEM 71.49
Heat 4: 1, Stambolova 55.29; 2, Tracey 55.96; 3, Child 56.18; 4, Odumosu 56.23; 5, Nagihan Karadere TUR 56.76; 6, Stine Tomb NOR 57.51; 7, Déborah Rodríguez URU 59.52; 8, Jessica Aguilera NCA 62.78
Heat 5: 1, Walker 54.86; 2, Antyukh 54.88; 3, Theron 56.13; 4, Chaney 56.28; 5, Kubokura 56.66; 6, Manuela Gentili ITA 56.71; 7, Amailya Sharoyan ARM 58.54; 8, Shon Kyung-Mi KOR 60.21

Semi-finals (First 2 & 2 fastest to final) (Aug 30)

Heat 1: 1, Stambolova 54.72; 2, Churakova 55.02 (55.013); 3, Spencer 55.02 (55.016); 4, Hanna Yaroshchuk UKR 55.09; 5, Elodie Ouédraogo BEL 55.29; 6, Eilidh Child GBR 55.89; 7, Jasmine Chaney USA 55.97; 8, Nikolina Horvat CRO 57.02
Heat 2: 1, Antyukh 54.51; 2, Walker 54.97; 3, Rabchenyuk 55.06; 4, Queen Harrison USA 55.44; 5, Joke Odumosu NGR 56.41; 6, Nickiesha Wilson JAM 56.58; 7, Satomi Kubokura JPN 56.87; 8, Wenda Theron RSA 57.06
Heat 3: 1, Demus 53.82; 2, Hejnová 54.76; 3, Perri Shakes-Drayton GBR 55.07; 4, Ristananna Tracey JAM 55.55; 5, Hanna Titimets UKR 55.82; 6, Sara Slott Petersen DEN 56.49; 7, Lauren Boden AUS 56.68; 8, Vera Barbosa POR 57.70

X

Moscow 2013

Final (Aug 15)

1, ¹³¹	Zuzana Hejnová	CZE	52.83
2, ¹⁶¹	Dalilah Muhammad	USA	54.09
3, ¹⁴¹	Lashinda Demus	USA	54.27
4, ¹⁸¹	Eilidh Child	GBR	54.86
5, ¹³¹	Hanna Yaroshchuk	UKR	55.01
6, ¹⁵¹	Perri Shakes-Drayton	GBR	56.25
7, ¹²¹	Nickiesha Wilson	JAM	57.34
(4, ¹⁷¹)	Hanna Titimets	UKR	DQ (ADr10.8) (54.72)

Rightful finalist: Denisa Rosolová CZE

Hejnová was hot favourite to win, with eight unbeaten races in 2013, capped by a world leading 53.07 in London three weeks before Moscow. The final was a parade for the Czech woman after her nearest rival, Shakes-Drayton, tore a knee cartilage and posterior cruciate ligament in the opening stages. The valiant Briton carried on and held fourth place for much of the race before finishing seventh, then sixth once the doping disqualification of Titimets was confirmed.

Meanwhile Hejnová won by 1.26 seconds from Muhammad, who passed her training partner and defending champion Demus on the run-in. In an event which had been won by less than 0.20 in eight of the previous 14 championships, this was a staggering margin of victory.

Spencer, a potential medallist, was disqualified for a trailing leg infringement after winning her heat in 54.10.

First round (First 3 & 4 fastest to semi-finals) (Aug 12)

Heat 1: 1, Rosolová 55.44; 2, Beesley 55.45; 3, Stambolova 55.91; 4, Satomi Kubokura JPN 56.33; 5, Axelle Dauwens BEL 56.85; 6, Hayat Lambarki MAR 58.00; 7, Georganne Moline USA 59.05; Kaliese Spencer JAM DQ (Tr22.6.1) (54.10)

Heat 2: 1, Hejnová 55.25; 2, Wilson 55.75; 3, Spence 55.96; 4, Anastasiya Ott RUS 56.39; 5, Annerie Ebersohn RSA 57.90; 6, Amaliya Sharoyan ARM 57.97; Joke Odumosu NGR DQ (Tr16.8); Titimets DQ (ADr10.8) (55.50)

Heat 3: 1, Shakes-Drayton 54.42; 2, Demus 54.94; 3, Boden 55.37; 4, Tracey 55.94; 5, Phara Anacharsis FRA 56.73; 6, Sparkle McKnight TTO 58.85; Christine Merrill SRI DQ (Tr22.6.1); Antyukh DQ (ADr10.8) (55.29)

Heat 4: 1, Muhammad 54.90; 2, Child 55.17; 3, Yaroshchuk 55.73; 4, Jennifer Rockwell ITA 56.53; 5, Danielle Dowie JAM 57.03; 6, Ugonna Ndu NGR 57.27; 7, Noelle Montcalm CAN 57.50; (3, Davydova (ADr10.8) (55.45)

Semi-finals (First 3 & 2 fastest to final) (Aug 13)

Heat 1: 1, Hejnová 53.52; 2, Muhammad 54.08; 3, Child 54.32; 4, Yaroshchuk 54.92; 5, Wilson 54.94; 6, Meghan Beesley GBR 54.97; 7, Christine Spence USA 58.35; (7, Irina Davydova RUS DQ (ADr10.8) (55.05)

Heat 2: 1, Shakes-Drayton 53.92; 2, Demus 54.22; 3, Denisa Rosolová CZE 55.14; 4, Ristananna Tracey JAM 55.43; 6, Lauren Boden AUS 55.75; 7, Vania Stambolova BUL 56.58; (3, Titimets DQ (ADr10.8) (54.63); (6, Natalya Antyukh RUS DQ (ADr10.8) (55.55)

Beijing 2015

Final (Aug 26)

1, ¹⁵¹	Zuzana Hejnová	CZE	53.50
2, ¹²¹	Shamier Little	USA	53.94
3, ¹⁶¹	Cassandra Tate	USA	54.02
4, ¹⁴¹	Sara Slott Petersen	DEN	54.20
5, ¹⁹¹	Janeive Russell	JAM	54.64
6, ¹³¹	Eilidh Doyle	GBR	54.78
7, ¹⁸¹	Wenda Nel	RSA	54.94
8, ¹⁷¹	Kaliese Spencer	JAM	55.47

The Moscow winner Hejnová broke a bone in her left foot in January 2014. Her recovery continued in 2015 and she timed it to perfection with three big wins in Paris, London and Stockholm.

Once in Beijing, the Czech was the quickest in the preliminaries, then ran away from the field after the fourth hurdle in the final. Silver and bronze went to the USA, after Little (lane 1) crept past early leader Tate as both held off the strong-running Slott Petersen. At last, this world title had been successfully defended.

First round (First 4 & 4 fastest to semi-finals) (Aug 23)

Heat 1: 1, Spencer 55.03; 2, McKnight 55.77; 3, Malmberg 55.97; 4, Staišūnaitė 56.17; 5, Chaboudez 56.19; 6, Amalie Hammild luel NOR 56.59; 7, Xiao Xia CHN 58.12; Kemi Adekoya BRN DQ (Tr22.6.1)

Heat 2: 1, Hejnová 54.55; 2, Doyle 54.74; 3, Ryzhykova 55.58; 4, Sprunger 55.71; 5, Watson 56.08; 6, Yadisleidy Pedrosa ITA 85.15; (6, Francisca Koki KEN DQ (ADr10.1) (58.96)

Heat 3: 1, Tate 54.27; 2, Nel 54.45; 3, Beesley 54.52; 4, Troest 55.56; 5, Dauwens 55.84; 6, Rodríguez 56.30; 7, Ristananna Tracey JAM 57.60; 8, Ghofrane Mohammad SYR 58.61

Heat 4: 1, Slott Petersen 55.11; 2, Wells 55.65; 3, Rudakova 55.76; 4, Carter 56.22; 5, Shevon Stoddart JAM 56.60; 6, Viktoriya Tkachuk UKR 57.38; 7, Hayat Lambarki MAR 58.05

Heat 5: 1, Russell 55.09; 2, Rosolová 55.33; 3, Fontanive 56.40; 4, Little 56.47; 5, Joanna Linkiewicz POL 56.51; 6, Nguyen Thi Huyen VIE 57.31; 7, Amaka Ogoegbunam NGR 58.16

Semi-finals (First 2 & 2 fastest to final) (Aug 24)

Heat 1: 1, Tate 54.33; 2, Nel 54.63; 3, Doyle 54.80; 4, Anna Ryzhykova UKR 55.16; 5, Axelle Dauwens BEL 55.82; 6, Léa Sprunger SUI 55.83; 7, Vera Rudakova RUS 56.41; 8, Déborah Rodríguez URU 56.47

Heat 2: 1, Slott Petersen 54.34; 2, Spencer 54.45; 3, Little 54.86; 4, Denisa Rosolová CZE 55.73; 5, Sparkle McKnight TTO 56.21; 6, Petra Fontanive SUI 56.35; 7, Sage Watson CAN 56.38; 8, Eglė Staišūnaitė LTU 56.48

Heat 3: 1, Hejnová 54.24; 2, Russell 54.78; 3, Meghan Beesley GBR 55.41; 4, Lauren Wells AUS 56.04; 5, Stina Troest DEN 56.13; 6, Aurelie Chaboudez FRA 56.13; 7, Elise Malmberg SWE 56.58; Kori Carter USA DNF

London 2017

Final (Aug 10)

1, ¹⁹¹	Kori Carter	USA	53.07
2, ¹⁴¹	Dalilah Muhammad	USA	53.50

3, ¹⁷¹	Ristananna Tracey	JAM	53.74
4, ¹⁶¹	Zuzana Hejnová	CZE	54.20
5, ¹⁵¹	Léa Sprunger	SUI	54.59
6, ¹⁸¹	Sage Watson	CAN	54.92
7, ¹³¹	Cassandra Tate	USA	55.43
8, ¹²¹	Eilidh Doyle	GBR	55.71

At the 2015 World Championships, Carter fell in the semi-finals. That moment was forgotten in London when she not only won the gold, but did so from lane nine, the first ever such victory in this event.

Olympic Champion Muhammad was fastest away in the final, and led by a metre from Carter and Tracey at the first hurdle. By halfway the two Americans were clear, while Tracey came under threat from defending champion Hejnová. Carter took the lead after the ninth hurdle, and won as that lead continued to grow. Tracey held on to third spot and became the only Jamaican woman to win an individual medal at London 2017.

“Going in lane nine, I had to go out hard”, explained the winner. “It was not a perfect race, but I am happy about it,” she reflected.

First round (First 4 & 4 fastest to semi-finals) (Aug 7)

Heat 1: 1, Muhammad 54.59; 2, Watson 55.06; 3, Rosolová 55.41; 4, McKnight 55.46; 5, Nugent 56.16; 6, Zurian Hechavarría CUB 56.44; 7, Lauren Wells AUS 56.49

Heat 2: 1, Hejnová 55.05; 2, Slott Petersen 55.23; 3, Tate 55.48; 4, Folorunso 55.65; 5, Linkiewicz 56.18; 6, Jessica Turner GBR 56.98; 7, Déborah Rodríguez URU 57.61; 8, Yasmin Giger SUI 57.72

Heat 3: 1, Tracey 54.92; 2, Fontanive 56.13; 3, Little 56.18; 4, Zupin 56.54; 5, Olena Kolesnychenko UKR 56.88; 6, Aminat Yusuf Jamal Odeyemi BRN 57.41; 7, Jackie Baumann GER 57.59; 8, Kristina Pronzhenko TJK 63.44

Heat 4: 1, Carter 54.99; 2, Nel 55.47; 3, Doyle 55.49; 4, Woodruff 56.50; 5, Marzia Caravelli ITA 56.92; 6, Viktoriya Tkachuk UKR 57.05; 7, Tia Adana Belle BAR 58.82; 8, Drita Islami MKD 60.38

Heat 5: 1, Sprunger 55.14; 2, Whyte 55.18; 3, Onome 55.30; 4, Claxton 56.35; 5, Pedroso 56.41; 6, Beesley 56.41; 7, Amalie Hammild luel NOR 56.42; 8, Noelle Montcalm CAN 57.45

Semi-finals (First 2 & 2 fastest to final) (Aug 8)

Heat 1: 1, Hejnová 54.59; 2, Carter 54.92; 3, Wenda Nel RSA 55.70; 4, Shamier Little USA 55.76; 5, Petra Fontanive SUI 55.79; 6, Leah Nugent JAM 56.19; 7, Joanna Linkiewicz POL 56.25; 8, Sparkle McKnight TTO 56.59

Heat 2: 1, Tracey 54.79; 2, Sprunger 54.82; 3, Tate 55.31; 4, Sara Slott Petersen DEN 55.45; 5, Ayomide Folorunso ITA 56.47; 6, Meghan Beesley GBR 56.61; 7, Agata Zupin SLO 57.05; Glory Nathaniel Onome NGR DQ (Tr17.3.1)

Heat 3: 1, Muhammad 55.00; 2, Watson 55.05; 3, Doyle 55.33; 4, Yadisleydy Pedroso ITA 55.95; 5, Grace Claxton PUR 56.40; 6, Denisa Rosolová CZE 56.40; 7, Gianna Woodruff PAN 57.32; Rhonda Whyte JAM DQ (Tr17.3.1)

decided to go for it from the start.” London champion Carter pulled up in the backstraight of her heat.

Semi-finals (First 2 & 2 fastest to final) (Oct 2)

Heat 1: 1, Muhammad 53.91; 2, Watson 54.32; 3, Ryzhykova 54.45; 4, Zurian Hechavarría CUB 55.03; 5, Hanne Claes BEL 55.25; 6, Vera Rudakova ANA/RUS 55.57; 7, Femke Bol NED 56.37; 8, Meghan Beesley GBR 56.89

Heat 2: 1, Clayton 54.17; 2, Hejnová 54.41; 3, Spencer 54.42; 4, Amalie Hammild luel NOR 55.03; 5, Ayomide Folorunso ITA 55.36; 6, Joanna Linkiewicz POL 55.38; 7, Sarah Carlí AUS 55.43; 8, Carolina Krafzik GER 56.41

Heat 3: 1, McLaughlin 53.81; 2, Sprunger 54.52; 3, Shiann Salmon JAM 55.16; 4, Yadisleydy Pedroso ITA 55.40; 5, Aminat Jamal BRN 55.54; 6, Gianna Woodruff PAN 55.61; 7, Jessica Turner GBR 55.87; 8, Lauren Boden AUS 55.94

First round (First 4 & 4 fastest to semi-finals) (Oct 1)

Heat 1: 1, McLaughlin 54.45; 2, Sprunger 54.98; 3, Salmon 55.20; 4, Rudakova 55.51; 5, Boden 56.00; 6, Jessica Moreira BRA 57.66; 7, Mariam Mamdouh Farid QAT 69.49; Portia Bing NZL DQ (Tr22.6.1) (55.49)

Heat 2: 1, Ryzhykova 55.11; 2, Hejnová 55.33; 3, Turner 55.72; 4, Pedroso 55.78; 5, Krafzik 55.93; 6, Rhonda Whyte JAM 56.37; 7, Melissa Gonzalez COL 56.49; Kori Carter USA DNF

Heat 3: 1, Muhammad 54.87; 2, Hechavarría 55.36; 3, Linkiewicz 55.97; 4, Woodruff 56.07; 5, Valeriya Andreyeva ANA/RUS 56.79; 6, Paulien Couckuyt BEL 57.15; Sara Slott Petersen DEN DQ (Tr22.6.1) (55.28)

Heat 4: 1, Hammild luel 54.72; 2, Jamal 55.13; 3, Folorunso 55.20; 4, Spencer 55.28; 5, Bol 55.32; 6, Claes 55.68; 7, Sara Klein AUS 56.97; 8, Yanique Haye-Smith TKS 56.98

Heat 5: 1, Clayton 55.23; 2, Watson 55.57; 3, Beesley 55.97; 4, Carlí 56.37; 5, Linda Olivieri ITA 56.82; 6, Zeney Van Der Walt RSA 57.11; 7, Tia Adana Belle BAR 57.37; 8, Lamiae Lhabze MAR 58.44

400 METRES HURDLES

Multiple Medallists:

4	Yuliya Nosova/Pechonkina	RUS	01-2, 03-3, 05-1, 07-2
	Lashinda Demus	USA	05-2, 09-2, 11-1, 13-3
3	Deon Hemmings	JAM	95-3, 97-2, 99-3
	Nezha Bidouane	MAR	97-1, 99-2, 01-1
	Dalilah Muhammad	USA	13-2, 17-2, 19-1
2	Ellen Neumann/Fiedler	GDR	80-2, 83-3
	Sally Gunnell	GBR	91-2, 93-1
	Kim Batten	USA	95-1, 97-3
	Daimí Pernia	CUB	99-1, 01-3
	Sandra Glover	USA	03-2, 05-3
	Jana Pittman/Rawlinson	AUS	03-1, 07-1
	Melaine Walker	JAM	09-1, 11-2
	Zuzana Hejnová	CZE	13-1, 15-1

Most Finals:

5	Hemmings	93-6, 95-3, 97-2, 99-3, 01-7	
	Tatyana Tereshchuk/Antipova	UKR	95-5, 97-4, 99-7, 03-5, 05-7
	Hejnová	11-7, 13-1, 15-1, 17-4, 19-5	

Most Appearances:

8	Hejnová	05-7s3, 07-6s1, 09-4s3, 11-7, 13-1, 15-1, 17-4, 19-5
---	---------	--

National Placings:

	1	2	3	4	5	6	7	8	Points
USA	4	9	5	3	5	3	3	2	177
JAM	1	2	4	4	3	1	2	2	87
GER	2	1	4	2	1	1	2	-	68
RUS	1	2	3	-	-	2	-	1	47
GBR	1	1	-	2	-	2	1	2	35
UKR	-	-	-	1	4	-	4	-	29
URS	2	1	-	-	-	1	-	1	27
CZE	2	-	-	1	1	-	1	-	27
AUS	2	1	-	-	-	-	1	-	25
MAR	2	1	-	-	-	-	-	-	23
SUI	-	-	-	1	2	1	-	-	16
CUB	1	-	1	-	-	-	-	-	14
DEN	1	-	-	1	-	-	-	-	13
POL	-	-	1	1	-	-	-	1	12
BAR	-	-	-	1	-	2	-	1	12
ROU	-	-	-	1	-	1	1	2	12
CAN	-	-	-	-	-	2	1	1	9
CHN	-	-	-	-	2	-	-	-	8
ESP	-	1	-	-	-	-	-	-	7
IRL	-	-	-	1	-	-	1	-	7
TTO	-	-	1	-	-	-	-	-	6
FIN	-	-	-	-	1	-	-	-	4
BUL	-	-	-	-	-	1	-	-	3
NOR	-	-	-	-	-	1	-	-	3
SWE	-	-	-	-	-	1	-	-	3
RSA	-	-	-	-	-	-	1	1	3
KAZ	-	-	-	-	-	-	-	2	2
Totals	19	19	19	19	19	19	18	16	679

Doha 2019

Final (Oct 4)

1, ¹⁶¹	Dalilah Muhammad	USA	52.16 ^{WR}
2, ¹⁴¹	Sydney McLaughlin	USA	52.23
3, ¹⁵¹	Rushell Clayton	JAM	53.74
4, ¹⁹¹	Léa Sprunger	SUI	54.06
5, ¹⁸¹	Zuzana Hejnová	CZE	54.23
6, ¹²¹	Ashley Spencer	USA	54.45
7, ¹³¹	Anna Ryzhykova	UKR	54.45
8, ¹⁷¹	Sage Watson	CAN	54.82

After 1993 and 1995, Doha provided another thrilling duel which resulted in a new world record. Olympic Champion Muhammad had already lowered the longstanding record of 52.34 to 52.20 at the US Championships, but it was clear that 20 year-old McLaughlin was a serious challenger. The two were the only ones quicker than 54 seconds in the semi-finals. They were joined in the final by six other women in the 54s.

The final saw Muhammad slightly ahead at the second barrier. At halfway she had over a metre's advantage over her compatriot, with Sprunger two metres back ahead of Watson. The advantage was up to 2m at the seventh barrier. Muhammad maintained her advantage to the final hurdle then held on as McLaughlin fought back on the run-in. The world record was snipped to 52.16 with McLaughlin recording the third-quickest of all-time. Way back, Clayton came through the field for the bronze. The winner confirmed what we all had seen: “I just

High Jump**Helsinki 1983****Final (Aug 9)**

1,	Tamara Bykova	URS	2.01
2,	Ulrike Meyfarth	FRG	1.99
3,	Louise Ritter	USA	1.95
4,	Colleen Sommer	USA	1.95
5,	Kerstin Brandt	GDR	1.92
6,	Debbie Brill	CAN	1.88
7,	Susanne Helm	GDR	1.88
8,	Olga Juha	HUN	1.88
9, Vanessa Browne AUS 1.88; =10, Andrea Bienias GDR & Silvia Costa CUB 1.84; =12, Maryse Ewanjé-Epée FRA, Katalin Sterk HUN & Minna Vehmästo FIN 1.84; 15, Chris Soetewey BEL 1.84; 16, Yang Wenqin CHN 1.84; 17, Larisa Kositsyna URS 1.80; 18, Zheng Dazhen CHN 1.80			

Series	1.75	1.80	1.84	1.88	1.92	1.95	1.97	1.99
	2.01	2.03						
Bykova	-	o	o	o	o	o	o	xo
	o	xxx						
Meyfarth	-	o	o	o	o	xo	xo	o
	x	xx						
Ritter	-	o	o	o	xo	xo	xxx	
Sommer	-	o	o	o	xo	xxo	xxx	
Brandt	-	o	xo	xxo	xo	xxx		
Brill	-	o	o	o	xxx			
Helm	-	o	o	xo	xxx			
Juha	o	o	xo	xo	xxx			

Bykova and Meyfarth staged a compelling battle for the gold medal. The former (half Russian, half Greek) had a perfect record of first-time clearances at every height up to and including 1.97. Meyfarth – the world record holder – was the only other athlete to go that high, but had recorded one failure at both 1.95 and 1.97. Meanwhile the bronze medal had been won by Ritter, who cleared 1.95 on her second attempt to beat her compatriot Sommer on countback.

At 1.99, Bykova faltered for the first time with a clumsy failure. Meyfarth saw her chance and went over first time to take the lead. Bykova made it on her second try and the bar went up to 2.01.

The Soviet jumper went over first time again and regained the lead, as Meyfarth failed. The West German passed and took her remaining two tries, unsuccessfully, at 2.03. Bykova, now confirmed as the winner, also had three unsuccessful attempts at this world record height.

Qualifying round (1.90 or top 12 to final) (Aug 7)

Group A qualifiers: Brandt, Bykova, Sommer & Helm 1.90; Soetewey, Vehmästo, Sterk & Zheng 1.87

Non-qualifiers: Sara Simeoni ITA, Gillian Evans GBR, Gaby Meier SUI & Brigitte Reid CAN 1.84; Thordis Gísladóttir ISL, Megumi Sato & Christine Stanton AUS 1.80; Iona Smith AIA 1.50

Group B qualifiers: Meyfarth, Ritter, Bienias & Brill 1.90; Juha, Kositsyna, Ewanjé-Epée, Browne, Costa & Yang 1.87

Non-qualifiers: Niculina Vasile ROU 1.84; Emese Bela HUN, Susanne Lorentzon SWE & Lidija Lapajne YUG 1.80; Hisayo Fukumitsu JPN 1.75; Kawther Akremi TUN & Klodeta Gjini ALB 1.70

Rome 1987**Final (Aug 30)**

1,	Stefka Kostadinova	BUL	2.09 ^{WR}
2,	Tamara Bykova	URS	2.04
3,	Susanne Beyer	GDR	1.99
4,	Silvia Costa	CUB	1.96
5,	Larisa Kositsyna	URS	1.96
6,	Heike Redetzky	FRG	1.96
7,	Svetlana Isaeva	BUL	1.93
=8,	Lyudmila Avdyeyenko	URS	1.93
	Louise Ritter	USA	1.93
10, Madely Beaugendre FRA 1.93; 11, Coleen Sommer USA 1.93; 12, Lyudmila Andonova BUL 1.85			

Series	1.85	1.90	1.93	1.96	1.99	2.02	2.04	2.06
	2.08	2.09						
Kostadinova	o	o	-	o	o	o	xxo	xo
	-	xo						
Bykova	o	o	o	o	o	o	o	xx
	x							

	1.85	1.90	1.93	1.96	1.99	2.02
Beyer	o	o	o	o	xo	xxx
Costa	o	o	o	o	xx	x
Kositsyna	o	o	xxo	o	xxx	
Redetzky	o	o	o	xo	xxx	
Isaeva	o	o	o	xxx		
Avdyeyenko	xo	o	o	xxx		
Ritter	o	xo	o	xxx		

Like in Helsinki four years earlier, Tamara Bykova was involved in a terrific contest for the gold medal. This time her opponent was Stefka Kostadinova, the world record holder at 2.08. These two dominated the final in which they were the first two to jump.

At 1.99 the medallists were clear. Bykova and Kostadinova continued their record of first-time clearances. The only other woman to make 1.99 was Beyer, on her second attempt. She went out at 2.02. The leading two each succeeded first time.

At 2.04, Bykova went clear again but Kostadinova failed twice. She made it, easily, on her third try. It was the first time two women had cleared that height in the same meeting. The next height, 2.06, saw Bykova fail for the first time. The Bulgarian followed with a miss. Bykova failed a second time, before Kostadinova produced a successful clearance to take the lead.

The Soviet jumper now needed to go higher with her last try to win. Amid the excitement of Ben Johnson's sprint win, she went for 2.08 and failed. The triumphant Kostadinova then had the bar raised to 2.09 which she cleared on her second try. Just 10 minutes after the infamous 9.83 100m, Rome had seen its second world record. The biomechanical report of the event noted that Kostadinova's centre of mass was as high as 10cm above the bar at during her record jump.

Qualifying round (1.93 or top 12 to final) (Aug 29)

Group A qualifiers: Sommer, Costa, Kostadinova, Beaugendre, Avdyeyenko & Redetzky 1.91

Non-qualifiers: Amra Temim YUG, Ni Xiuling CHN, Alina Astafei ROU & Kim Hee-Sun KOR 1.88; Alessandra Bonfiglioli ITA 1.85; Sigrid Kirchmann AUT NH

Group B qualifiers: Ritter, Beyer, Bykova, Kositsyna, Andonova & Isaeva 1.91

Non-qualifiers: Megumi Sato JPN & Christine Stanton AUS 1.88; Phyllis Bluntson USA & Hanne Haugland NOR 1.85; Orlane dos Santos BRA & Thordis Gísladóttir ISL 1.80

Tokyo 1991**Final (Aug 31)**

1,	Heike Henkel	GER	2.05
2,	Yelena Yelesina	URS	1.98
3,	Inga Babakova	URS	1.96
4,	Beata Holub	POL	1.96
5,	Birgit Kähler	GER	1.93
6,	Stefka Kostadinova	BUL	1.93
7,	Tamara Bykova	URS	1.93
8,	Judit Kovács	HUN	1.90
9, Šárka Nováková TCH 1.90; 10, Vanessa Ward AUS 1.90; 11, Alison Inverarity AUS 1.87; 12, Heike Balck GER 1.84			

Series	1.84	1.87	1.90	1.93	1.96	1.98	2.00	2.02
	2.05	2.07						
Henkel	-	o	-	o	-	o	o	o
	o	xxx						
Yelesina	o	o	o	o	o	xo	xx	x
Babakova	o	o	o	o	o	xxx		
Holub	o	o	xo	xxo	xo	xxx		
Kähler	o	o	o	o	xxx			
Kostadinova	o	xo	o	o	xxx			
Bykova	o	o	xo	xxo	xxx			
Kovács	o	o	o	xxx				

Henkel, who as Heike Redetzky had finished sixth in Rome, was unquestionably the world's best high jumper and proved this in Tokyo with a crushing victory.

The German, who wore a tee-shirt with the message "to the top without doping", between jumps, had effectively won the gold with her first-time clearance at 1.98. The only other woman in at that height was Yelesina. She failed twice before going out with one last try at 2.02.

Henkel then had a massive clearance at 2.02 before setting a personal best of 2.05. It was only at 2.07 that the German failed for the first time.

Qualifying round (1.92 or top 12 to final) (Aug 29)

Group A qualifiers: Inverarity 1.90; Yelesina, Bykova, Nováková & Balck 1.88
Non-qualifiers: Svetlana Leseva BUL 1.86; Donata Jancewicz POL, Yolanda Henry USA Megumi Sato JPN & Tisha Waller 1.83; Lucienne N'da CIV, Venelina Veneva BUL & Thordis Gísladóttir ISL 1.79; Leslie Estwick CAN 1.75

Group B qualifiers: Babakova, Kostadinova, Henke, Kähler & Holub 1.90; Ward & Kovács 1.88

Non-qualifiers: Orlane dos Santos BRA, Debby Marti GBR & Sue Rembao USA 1.86 Tania Murray NZL & Jana Brenkusová TCH 1.79; Sigrid Kirchmann AUT 1.75; Margarida Moreno AND 1.70; Vermilita Phillip SKN NH

Stuttgart 1993**Final (Aug 21)**

1,	Ioamnet Quintero	CUB	1.99
2,	Silvia Costa	CUB	1.97
3,	Sigrid Kirchmann	AUT	1.97
=4,	Alina Astafei	ROU	1.94
	Yelena Rodina	RUS	1.94
6,	Antonella Bevilacqua	ITA	1.94
7,	Tanya Hughes	USA	1.91
8,	Valentina Gotovska	LAT	1.91

=9, Hanne Haugland NOR & Katarzyna Majchrzak POL 1.88; =11, Britta Bilač SLO, Yelena Topchina RUS & Svetlana Zalevskaya KAZ 1.88; Heike Henkel GER DNS

Series	1.80	1.85	1.88	1.91	1.94	1.97	1.99	2.01
Quintero	-	o	-	o	o	xxo	xo	-
	xxx							
Costa	-	o	-	o	o	o	xx	x
Kirchmann	-	o	o	o	o	xo	xx	x
Rodina	-	o	o	o	o	xxx		
Astafei	-	o	-	o	o	xxx		
Bevilacqua	o	o	o	o	xxo	xxx		
Hughes	o	o	o	o	xxx			
Gotovska	o	xxo	xo	o	xxx			

It was a major surprise that Kostadinova, Henkel and Astafei did not win one medal between them. The Bulgarian narrowly failed to qualify for the final, the German did but withdrew injured, and the Romanian simply did not click when it mattered most.

One of those who did rise to the occasion was Olympic fifth-placer Kirchmann, who set an Austrian record of 1.97 on her second attempt to guarantee a medal. Quintero went over on her third attempt at that height, but it was her teammate, Costa, who was in the gold medal position. She had first-time successes at 1.91, 1.94 and, easily, 1.97. Three other women went out at this height.

The three leaders all failed once at 1.99. On the second round of tries Quintero made it cleanly. Both Kirchmann and Costa failed again before passing and trying in vain for 2.01.

Quintero ended the competition with two good tries at 2.05.

Qualifying round (1.93 or top 12 to final) (Aug 19)

Group A qualifiers: Haugland, Rodina & Costa 1.93; Bilač & Kirchmann 1.90
Non-qualifiers: Stefka Kostadinova BUL & Tatyana Shevchik BLR 1.90; Heike Balck GER, Sue Rembao USA & Andrea Baumert GER 1.87; Thordis Gísladóttir ISL, Sabrina De Leeuw BEL, Krisztina Solti HUN & Niki Bakoyianni GRE 1.84; Jo Jennings GBR & Charmaine Weavers RSA & Šárka Nováková TCH 1.80; Sharon Foley IRL 1.75; Inna Gliznutsa MDA NH

Group B qualifiers: Astafei, Quintero, Topchina, Zalevskaya, Bevilacqua, Gotovska & Hughes 1.93; Henkel & Majchrzak 1.90

Non-qualifiers: Nelė Žilinskienė LTU 1.90; Orlane dos Santos BRA, Connie Teaberry USA & Olga Bolshova MDA 1.87; Judit Kovács HUN & Lucienne N'da CIV 1.84; Desislava Aleksandrova BUL 1.80; Megumi Sato JPN & Orla Venter NAM 1.75; Debbie Marti GBR DNS

Gothenburg 1995**Final (Aug 13)**

1,	Stefka Kostadinova	BUL	2.01
2,	Alina Astafei	GER	1.99
3,	Inga Babakova	UKR	1.99
4,	Tatyana Motkova	RUS	1.96
5,	Tatyana Shevchik	BLR	1.96
6,	Hanne Haugland	NOR	1.96
7,	Svetlana Leseva	BUL	1.93

=8, Amy Acuff USA 1.93
 Nelė Žilinskienė LTU 1.93

10, Yelena Topchina RUS 1.93; 11, Viktoriya Fyodorova RUS 1.90; 12, Tatyana Khramova BLR 1.85

Series	1.80	1.85	1.90	1.93	1.96	1.99	2.01	2.03
Kostadinova	-	o	o	o	o	o	xo	xxx
Astafei	-	o	xo	o	o	o	xxx	
Babakova	-	o	o	o	o	xo	xxx	
Motkova	-	o	o	o	o	xxx		
Shevchik	-	o	xxo	o	o	xxx		
Haugland	-	o	xo	o	xo	xxx		
Leseva	o	xo	o	o	xxx			
Acuff	o	o	xxo	xo	xxx			
Žilinskienė	o	xxo	o	xo	xxx			

Neither Kostadinova nor her husband and coach Nikolay Petrov had been expecting such a quick comeback for the world record holder following the birth of their son in January 1995. She began her season on July 20, leaping 1.94, and made a late decision to compete in Gothenburg.

A season's best of 1.95 in the qualifying round justified that decision. In the final, Kostadinova's great experience showed as she coped best with the difficult wind conditions and frequent interruptions by running events and medal ceremonies on the final day of the championships. She had no failures up to and including 1.99, which she cleared easily. This record put her in the lead from Astafei, whose only failure came at 1.90. The other woman in at 2.01 was Babakova. All three failed their first tries at that height; Kostadinova made it easily on her second. The title was hers again after eight years as the other two failed.

Qualifying round (1.95 or top 12 to final) (Aug 11)

Group A qualifiers: Babakova & Fyodorova 1.95; Acuff, Shevchik, Leseva & Topchina 1.93

Non-qualifiers: Venelina Veneva BUL & Heike Henkel GER 1.93; Kajsa Bergqvist SWE, Monica Iagăr ROU & Alica Javad SVK 1.90; Silvia Costa CUB, Alison Inverarity AUS, Natalja Jonckheere BEL, Svetlana Munkova UZB & Kaisa Gustafsson FIN 1.85; Heike Balck GER & Irène Tiéndróbéogo BUR 1.80

Group B qualifiers: Motkova, Kostadinova, Astafei, Haugland & Žilinskienė LTU 1.95; Khramova 1.93

Non-qualifiers: Sieglinde Cadusch SUI & Svetlana Zalevskaya KAZ 1.93; Tisha Waller USA, Ioamnet Quintero CUB, Najuma Fletcher GUY & Pia Zinck DEN 1.90; Zuzana Kováčiková CZE & Olga Bolshova MDA 1.85; Connie Teaberry USA 1.80 & Monika Gollner AUT 1.80; Lea Haggett GBR 1.75; Desire du Plessis RSA DNS

Athens 1997**Final (Aug 10)**

1,	Hanne Haugland	NOR	1.99
=2,	Inga Babakova	UKR	1.96
	Olga Kaliturina	RUS	1.96
4,	Yuliya Lyakhova	RUS	1.96
=5,	Kajsa Bergqvist	SWE	1.93
	Tatyana Motkova	RUS	1.93
=7,	Antonella Bevilacqua	ITA	1.93
	Britta Bilač	SLO	1.93
	Alina Astafei	GER	1.93

=10, Heike Balck GER & Hestrie Storbeck RSA 1.90; 12, Pia Zinck DEN 1.90; 13, Monica Iagăr ROU 1.85

Series	1.85	1.90	1.93	1.96	1.99
Haugland	o	o	o	o	xxxx
Babakova	o	o	o	o	xxxx
Kaliturina	o	o	o	o	xxxx
Lyakhova	o	o	xxo	xxo	xxx
Bergqvist	o	xo	xo	xxx	
Motkova	o	xo	xo	xxx	
Bevilacqua	o	o	xxo	xxx	
Bilač	o	o	xxo	xxx	
Astafei	o	o	xxo	xxx	

Four women remained in the competition as the bar was raised to 1.99. Haugland, Babakova and Kaliturina had all compiled faultless records at 1.85, 1.90, 1.93 and 1.96 to share the lead, while Lyakhova – who had made third time clearances at 1.93 and 1.96 – was in fourth place. As nobody cleared 1.99 a three-way jump-off for the gold medal was declared. The bar remained at 1.99 and Haugland, jumping first, cleared. Kaliturina and Babakova needed to do likewise to keep their

hopes alive, but both failed and the title passed to the Norwegian whose father was an international long jumper and grandfather placed fourth in the triple jump at the 1946 European Championships. Injury prevented Kostadinova from defending her title.

Qualifying Round (1.94 or top 12 to final) (Aug 8)

Group A qualifiers: Bergqvist, Haugland, Storbeck, Astafei, Babakova, Kaliturlina, Motkova & Zinck 1.94

Non-qualifiers: Niki Bakoyianni GRE & Solange Witteveen ARG 1.92; Angie Bradburn-Spangler USA 1.89; Tatyana Khramova BLR 1.85; Oksana Mayboroda KGZ NH

Group B qualifiers: Lyakhova, Balck, Bilač, Iagăr & Bevilacqua 1.94

Non-qualifiers: Amy Acuff USA 1.92; Çigdem Arslan TUR & Debbie Marti GBR 1.89; Zuzana Kováčiková CZE 1.85; Inna Gliznutsa MDA, Erin Aldrich USA & Daniela Rath GER 1.80; Irène Tiendrébéogo BUR NH

Seville 1999

Final (Aug 29)

1,	Inga Babakova	UKR	1.99
2,	Yelena Yelesina	RUS	1.99
3,	Svetlana Lapina	RUS	1.99
=4,	Tisha Waller	USA	1.96
	Kajsa Bergqvist	SWE	1.96
	Zuzana Hlavoňová	CZE	1.96
7,	Viktoriya Styopina	UKR	1.96
8,	Svetlana Zalevskaya	KAZ	1.93

9, Amy Acuff USA 1.93; =10, Hanne Haugland NOR & Monica Dinescu ROU 1.93; 12, Yelena Gulyayeva RUS 1.93; Amewu Mensah GER NH

Series	1.85	1.90	1.93	1.96	1.99	2.01
Babakova	o	o	o	o	o	xxx
Yelesina	o	o	o	o	o	xxx
Lapina	o	o	xxo	xxo	xxo	xxx
Waller	o	o	o	o	xxx	
Bergqvist	o	o	o	o	xxx	
Hlavoňová	o	o	o	o	xxx	
Styopina	o	o	xxo	o	xxx	
Zalevskaya	o	o	o	xxx		

There was a major shock before the final even got underway as Cloete, who had ended her European tour with victories at 2.00 in Paris, 1.97 in Stockholm and a world leading 2.04 in Monaco, failed three times at 1.92 and was eliminated. In the final there were a dozen women clear at 1.93 and seven made 1.96. The early casualties included defending champion Haugland and the possible favourite, European Champion Dinescu, who was handicapped by a left hamstring strain. Lapina was only seventh after clearing 1.96 at the final attempt (as also 1.93) but at 1.99 another last-gasp success at what was a personal best clinched a bronze medal for her. Babakova cleared at the first, Yelesina at the second and that decided the final outcome as no one made 2.01.

It was fourth time lucky for Babakova (32), an ethnic Lithuanian born in Turkmenistan but representing the Ukraine, having placed third in 1991 and 1995 and equal second in 1997. She had been in training for only six months following the birth of her second child and had not expected such a result. Yelesina was competing in her first World Championships since her silver medal in 1991.

Qualifying round (1.94 or top 12 to final) (Aug 27)

Group A qualifiers: Babakova, Waller, Gulyayeva & Bergqvist 1.92

Non-qualifiers: Hestrie Cloete RSA, Venelina Veneva BUL, Irina Mikhachenko UKR, Karol Jenkins USA, Nelé Žilinskienė LTU, Olga Bolshova MDA, Irène Tiendrébéogo BUR & Kärt Siilats EST 1.89; Linda Horvath AUT, Yoko Ota JPN & Niki Bakoyianni GRE 1.85; Tatyana Yefimenko KGZ & Nicole Forrester CAN 1.80

Group B qualifiers: Haugland, Styopina, Hlavoňová, Yelesina, Mensah, Lapina, Acuff, Dinescu & Zalevskaya 1.92

Non-qualifiers: Marta Mendia ESP & Miki Imai JPN 1.89; Lucie Finez FRA, Nevena Lendjel CRO, Tatyana Shevchik BLR, Solange Witteveen ARG, Ina Gliznutsa MDA 1.85

Edmonton 2001

Final (Aug 12)

1,	Hestrie Cloete	RSA	2.00
2,	Inga Babakova	UKR	2.00
3,	Kajsa Bergqvist	SWE	1.97

4,	Venelina Veneva	BUL	1.97
5,	Vita Palamar	UKR	1.94
6,	Blanka Vlašić	CRO	1.94
=7,	Dóra Györfy	HUN	1.90
	Monica Iagăr	ROU	1.90

9, Oana Pantelimon ROU 1.90; =10, Amy Acuff USA & Yelena Gulyayeva RUS 1.90; 12, Antonietta Di Martino ITA 1.85

Series	1.85	1.90	1.94	1.97	2.00	2.02
Cloete	o	o	o	o	xo	xxx
Babakova	o	xo	o	xo	xo	x
Bergqvist	o	o	o	o	xxx	
Veneva	xo	o	xxo	xo	xxx	
Palamar	o	xo	o	xxx		
Vlašić	xxo	xo	o	xxx		
Györfy	o	o	xxx			
Iagăr	o	o	xxx			

Of the four women who cleared 1.97, Cloete and Bergqvist had perfect records. At 2.00, Bergqvist (and Veneva) went out. Defending champion Babakova and Cloete failed once, then in the second round the Ukrainian cleared. Cloete also succeeded, meaning that Babakova would need to go higher in order to retain her title. In fact both failed at 2.02, so Cloete became the first South African woman to win any World Championship medal. "South Africa saved the best until last" said Cloete, reflecting on a day when her country also collected an unexpected silver (later promoted to gold) in the men's 4x100m relay.

Qualifying round (1.93 or top 12 to final) (Aug 10)

Group A qualifiers: Cloete, Palamar, Veneva, Gulyayeva, Iagăr & Bergqvist 1.91

Non-qualifiers: Nelé Žilinskienė LTU 1.88; Miki Imai JPN 1.85; Liga Klavina LAT 1.80; Erin Aldrich USA NH

Group B qualifiers: Acuff, Babakova, Martino & Pantelimon 1.91; Györfy & Vlašić 1.88

Non-qualifiers: Susan Jones GBR, Yelena Yelesina RUS, Wanita May CAN, Yekaterina Aleksandrova RUS & Juana Rosario DOM 1.88; Svetlana Zalevskaya KAZ & Marta Mendia ESP 1.85

Paris 2003

Final (Aug 31)

1,	Hestrie Cloete	RSA	2.06
2,	Marina Kuptsova	RUS	2.00
3,	Kajsa Bergqvist	SWE	2.00
4,	Venelina Veneva	BUL	1.98
5,	Vita Palamar	UKR	1.95
6,	Anna Chicherova	RUS	1.95
7,	Blanka Vlašić	CRO	1.95
8,	Juana Rosario Arrendal	DOM	1.95

=9, Amy Acuff USA & Viktoriya Styopina UKR 1.90; =11, Ruth Beitia ESP & Olga Kaliturlina RUS 1.90

Series	1.85	1.90	1.95	1.98	2.00	2.02	2.04	2.06
Cloete	2.10	o	o	o	o	o	o	o
Kuptsova	o	o	xo	o	o	x	x	x
Bergqvist	o	o	o	xxo	xo	x	xx	
Veneva	o	o	o	xo	xxx			
Palamar	o	o	o	xxx				
Chicherova	o	xo	o	xxx				
Vlašić	-	o	xo	xxx				
Arrendal	o	xo	xo	xxx				

Cloete retained her title in commanding fashion, for she did not register one failure at all heights up to and including a Commonwealth and African record of 2.06. Eight women attempted 1.98 and four of these were successful: Kuptsova, Cloete, Veneva and Bergqvist in that order. At 2.00, the Bulgarian was eliminated, so for the first time at a World Championships all three medallists would clear 2.00 or better. At 2.02 both the Swede and the Russian failed on their first attempts. Cloete sailed clear without touching the bar and then could relax while her opponents both passed up to 2.04. Each failed once, but Cloete was instantly successful once again. Bergqvist tried 2.04 again and failed, while Kuptsova tried 2.06. Even if she had cleared she would have needed to go higher for victory, because once again Cloete went over. The South African went on to attempt 2.10.

Qualifying round (1.93 or top 12 to final) (Aug 29)

Group A qualifiers: Cloete, Palamar, Styopina, Acuff, Arrendal, Kuptsova & Veneva 1.93

Non-qualifiers: Marta Mendía ESP 1.91; Gaëlle Niaré FRA & Anne Gerd Eieland NOR 1.85; Iva Straková CZE 1.80; Miki Imai JPN NH

Group B qualifiers: Bergqvist, Beitia & Vlašić 1.93; Kaliturlina & Chicherova 1.91
Non-qualifiers: Oana Pantelimon ROU, Inga Babakova UKR & Daniela Rath GER 1.88; Antonella Bevilacqua ITA & Solange Witteveen ARG 1.85; Romary Rifka MEX & Marina Korzhova KAZ 1.80

Helsinki 2005**Final (Aug 8)**

1,	Kajsa Bergqvist	SWE	2.02
2,	Chaunté Howard	USA	2.00
3,	Emma Green	SWE	1.96
4,	Anna Chicherova	RUS	1.96
5,	Vita Palamar	UKR	1.93
6,	Tia Hellebaut	BEL	1.93
7,	Viktoriya Styopina	UKR	1.93
8,	Amy Acuff	USA	1.89
9,	Dóra Györfly HUN 1.89; 10, Venelina Veneva BUL 1.85; 11, Iva Straková CZE 1.85; 12, Irina Mikhailchenko UKR 1.85		

Series	1.80	1.85	1.89	1.93	1.96	1.98	2.00	2.02
Bergqvist	-	o	o	o	o	o	xo	o
	xxx							
Howard	o	o	o	o	xo	xo	xxo	xxx
Green	o	o	o	xo	xo	xxx		
Chicherova	o	o	o	o	xxo	xxx		
Palamar	-	o	o	o	xxx			
Hellebaut	o	o	xxo	o	xxx			
Styopina	o	o	o	xxo	xxx			
Acuff	o	xo	o	xxx				

During the outdoor season there had been seven jumps of 2.00 or better, with Bergqvist owning four of them. A favourite both of the crowd and the pundits, Bergqvist took the lead with a first-time clearance at 1.96. Howard, twice over 2.00 two weeks earlier, was no surprise as the second jumper over 1.96, but Sweden's Green, improving her lifetime best, was a revelation. At 1.98 Bergqvist and Howard repeated their first and second-time clearances, which became second and third-time successes at 2.00. The Swede then poured herself over 2.02 to make certain of the gold medal, before three speculative attempts at 2.10. Her win capped a remarkable comeback after having ruptured an Achilles tendon in July 2004.

Qualifying round (1.93 or top to final) (Aug 6)

Group A qualifiers: Chicherova, Howard & Mikhailchenko 1.93; Green, Straková & Styopina 1.91

Non-qualifiers: Corinne Müller SUI 1.91; Marta Mendía ESP & Melanie Skotnik FRA 1.88; Inna Gliznuta MDA, Katerina Iburguen COL & Monica Iagăr ROU 1.84; Hanna Mikkonen FIN 1.80; Tatyana Yefimenko KGZ NH

Group B qualifiers: Palamar & Hellebaut 1.93; Bergqvist, Györfly, Veneva & Acuff 1.91

Non-qualifiers: Oana Pantelimon ROU 1.91; Erin Aldrich USA, Tatyana Kivimiyagi RUS, Ruth Beitia ESP & Blanka Vlašić CRO 1.88; Lavern Spencer LCA, Romary Rifka MEX & Zheng Xingyuan CHN 1.84; Juana Arrendel DOM 1.80

Osaka 2007**Final (Sep 2)**

1,	Blanka Vlašić	CRO	2.05
=2,	Antonietta Di Martino	ITA	2.03
	Anna Chicherova	RUS	2.03
4,	Yelena Slesarenko	RUS	2.00
5,	Yekaterina Savchenko	RUS	2.00
6,	Ruth Beitia	ESP	1.97
=7,	Kajsa Bergqvist	SWE	1.94
	Melanie Skotnik	FRA	1.94
	Vita Palamar	UKR	1.94
	Marina Aitova	KAZ	1.94
	Emma Green	SWE	1.94
12,	Amy Acuff USA 1.94; 13, Miruna Mataoanu ROU 1.90; 14, Tia Hellebaut BEL 1.90; =15, Barbora Laláková CZE 1.90; Lavern Spencer LCA 1.90		

Series	1.85	1.90	1.94	1.97	2.00	2.03	2.05	2.10
Vlašić	o	o	o	o	xo	o	xxo	xxx
Di Martino	xo	o	o	o	o	xo	xxx	
Chicherova	o	o	o	o	xo	xo	xxx	
Slesarenko	o	o	o	o	xo	xxx		
Savchenko	o	o	xo	o	xxx	xxx		
Beitia	o	o	o	xo	xxx			
Bergqvist	o	o	o	xxx				
Skotnik	o	o	o	xxx				
Palamar	o	o	o	xxx				
Aitova	o	o	o	xxx				
Green	o	o	o	xxx				

A record 16 attained made the automatic qualifying height of 1.94, which led to a long final. Rather than being detrimental to the quality of the event, this appeared to enhance it. All athletes cleared at least 1.90, and a record five jumpers made 2.00, with three over 2.03 for the first time in one competition. Both defending champion Bergqvist and European Champion Hellebaut performed below expectations, but three of the top five equalled or set personal bests. The 1.69 tall Di Martino not only outjumped Olympic Champion Slesarenko for a share of the silver but with her 2.03 set a world women's "differential" high jump best of 34cm above her height.

With the bar at 2.05, Vlašić was in gold medal position, while Chicherova and Di Martino had identical records. The Russian and Italian could not clear 2.05 and so shared the silver medal, while the 1.93 tall Croatian went over 2.05 at her final attempt.

Qualifying round (1.94 or top 12 to final) (Aug 31)

Group A qualifiers: Bergqvist, Palamar, Vlašić, Slesarenko, Aitova, Acuff, Mataoanu, Hellebaut, Laláková & Spencer 1.94

Non-qualifiers: Romana Dubnová CZE 1.91; Dóra Györfly HUN, Marta Mendía ESP & Inna Gliznuta MDA 1.88; Miyuki Aoyama JPN 1.84

Group B qualifiers: Chicherova, Beitia, Green, Di Martino, Savchenko, Skotnik 1.94

Non-qualifiers: Iva Straková CZE, Romary Rifka MEX, Anna Ustinova KAZ, Ebba Jungmark SWE, Erin Aldrich USA & Adonia Steryiou GRE 1.88; Juana Arrendel DOM. Nicole Forrester CAN & Oana Pantelimon ROU 1.84

XX**Berlin 2009****Final (Aug 20)**

1,	Blanka Vlašić	CRO	2.04
2,	Ariane Friedrich	GER	2.02
3,	Antonietta Di Martino	ITA	1.99
4,	Ruth Beitia	ESP	1.99
5,	Svetlana Shkolina	RUS	1.96
=6,	Emma Green	SWE	1.96
	Chaunté Howard	USA	1.96
8,	Melanie Melfort	FRA	1.92
9,	Meike Kröger GER 1.87; 10, Amy Acuff USA 1.87; (2,) Anna Chicherova RUS DQ (ADr10.8) (2.02); (10,) Yelena Slesarenko RUS DQ (ADr10.8) (1.92)		
Rightful finalists:	Marina Aitova KAZ & Adonia Steryiou GRE		

Series	1.87	1.92	1.96	1.99	2.02	2.04	2.06	2.10
Vlašić	o	o	o	o	xo	xo	-	xxx
Friedrich	-	o	-	o	xxo	xx	x	
Di Martino	o	o	xo	xo	xxx			
Beitia	o	o	o	xxo	xxx			
Shkolina	o	o	o	xxx				
Green	o	o	xo	xxx				
Howard	o	o	xo	xxx				
Melfort	xo	o	xxx					
[Chicherova	o	o	xo	o	o	xxx]		

Anticipation was high for a great clash after Friedrich had jumped 2.06 in the Golden League meeting in the Olympic Stadium in June to defeat reigning champion Vlašić.

In World Championship final two months later, the medals were sorted out at 2.02. Chicherova, who had cleared 1.99 easily, then made 2.02 with her first jump, though she caught the bar with her thigh on the way down. Vlašić went on at her second attempt, which left Friedrich in third place. Concentrating on her final jump, she lifted her index finger to her mouth gesturing for less noise, and 50,000 people – who had just seen Usain Bolt break the world 200m record – went completely silent. The eerie moment of athletics magic was shattered by the roar as Friedrich cleared to cement the bronze medal position ahead of Di Martino and Beitia.

Vlašić won by being the only one succeed at 2.04, though Friedrich narrowly failed (“only by the breadth of a hair”) at 2.06 (after two misses at 2.04). Chicherova (initially) won her second consecutive silver medal, her fourth successive placing in the top six. After the championships Vlašić improved to 2.08, and second place on the all-time list.

More than seven years later, the IOC announced that Chicherova had been stripped of the bronze medal she won at the 2008 Olympics. A re-analysis of her sample from then resulted in a positive test for the prohibited substance dehydrochloromethyltestosterone (turinabol). Fifteen months later the AIU confirmed that all Chicherova's results between the Augusts of 2008 and 2010 were to be disqualified, so Friedrich and Di Martino got podium upgrades. Chicherova's compatriot Slesarenko was another finalist to be doping-disqualified.

Qualifying round (1.95 or top 12 to final) (Aug 18)

Group A qualifiers: Vlašić, Beitia & Howard 1.95; Kröger, Melfort & Shkolina 1.92
Non-qualifiers: Marina Aitova KAZ 1.92; Anna Iljuštšenko EST, Sharon Day USA, Iva Straková CZE, Svetlana Radzivil UZB, Lavern Spencer LCA, Noengrothai Chaipetch THA 1.89; Katerina Iburgüen COL & Deirdre Ryan IRL 1.85; Romary Rifka MEX 1.80; Vita Palamar UKR DQ (ADr10.8) (1.89)

Group B qualifiers: Friedrich, Green, Di Martino, Acuff & Slesarenko 1.95; Chicherova DQ (ADr10.8) (1.95)

Non-qualifiers: Adonia Steryiou GRE, Venelina Veneva BUL & Kamila Stepaniuk POL 1.92; Petrina Price AUS, Hanna Grobler FIN & Nadiya Dusanova UZB 1.89
 Doreen Amata NGR, Stine Kufaa NOR & Yekaterina Yevseyeva KAZ 1.85; Biu Thi Nhung VIE NH

X Daegu 2011

Final (Sep 3)

1,	Anna Chicherova	RUS	2.03
2,	Blanka Vlašić	CRO	2.03
3,	Antonietta Di Martino	ITA	2.00
4,	Svetlana Shkolina	RUS	1.97
=5,	Zheng Xingjuan	CHN	1.93
	Deirdre Ryan	IRL	1.93
=7,	Doreen Amata	NGR	1.93
	Svetlana Radzivil	UZB	1.93

9, Brigetta Barrett USA 1.93; 10, Emma Green Tregaro SWE 1.89; 11, Anna Iljuštšenko EST 1.89; (4,) Yelena Slesarenko RUS DQ (ADr10.8) (1.97)

Rightful finalist: Lavern Spencer LCA

Series	1.89	1.93	1.97	2.00	2.03	2.05
Chicherova	o	o	o	o	o	xxx
Vlašić	o	o	o	xo	xo	xxx
Di Martino	o	o	o	xxo	xxx	
Shkolina	o	o	xxo	xxx		
Zheng	xo	o	xxx			
Ryan	xo	o	xxx			
Amata	xo	xo	xxx			
Radzivil	xo	xo	xxx			
[Slesarenko	o	xo	o	xxx]		

Double World Champion Vlašić had reached 2.00 just once prior to Daegu, and an injury to her left leg had caused her to consider dropping out. The favourite was therefore Chicherova, who had returned from maternity to set a Russian record of 2.07. These two principals, along with Di Martino, were perfect up to and including 1.97. Slesarenko also made that height, but was ultimately disqualified for an historic doping offence.

At 2.00 Slesarenko and Shkolina failed, while Chicherova cleared first time, Vlašić second time, and Di Martino on her third. This meant that the medallists would be the same as in 2007. At 2.03, Vlašić was again over with her second jump, lightly brushing the bar, while Chicherova cleared around 2.06 at her first attempt at 2.03. Neither was able to go higher so the gold went to Russia. The Croatian noted “I think I did good under the circumstances.”

Qualifying round (1.95 or top 12 to final) (Sep 1)

Group A qualifiers: Chicherova, Shkolina, Green Tregaro, Ryan & Iljuštšenko 1.95

Non-qualifiers: Lavern Spencer LCA, Mélanie Melfort FRA, Ruth Beitia ESP & Vita Stypina UKR 1.92; Venelina Veneva-Mateeva BUL 1.89; Tonje Angelsen NOR & Raffaella Lamera ITA 1.85; Inika McPherson USA 1.80; Han Da-Rye KOR 1.75; Marielys Rojas VEN DQ (ADr10.8) (1.85)

Group B qualifiers: Vlašić, Di Martino, Barrett, Amata, Zheng & Radzivil 1.95; Slesarenko DQ (ADr10.8) (1.95)

Non-qualifiers: Esthera Petre ROU & Ebba Jungmark SWE 1.92; Marina Aitova KAZ & Oksana Okuneva UKR 1.89; Wanida Boonwan THA & Danielle Frenkel ISR 1.85; Marija Vuković MNE 1.80

X Moscow 2013

Final (Aug 17)

1,	Brigetta Barrett	USA	2.00
=2,	Anna Chicherova	RUS	1.97
	Ruth Beitia	ESP	1.97
4,	Emma Green Tregaro	SWE	1.97
5,	Justyna Kasprzycka	POL	1.97
=6,	Kamila Stepaniuk	POL	1.93
	Alessia Trost	ITA	1.93
=8,	Irina Gordeyeva	RUS	1.93
	Zheng Xingjuan	CHN	1.93

10, Lavern Spencer LCA 1.89; 11, Airinē Palšytė LTU 1.89; Marie-Laurence Jungfleisch GER NH; (1,) Svetlana Shkolina RUS DQ (ADr10.8) (2.03)

Rightful finalist: Nadezhda Dusanova UZB

Series	1.89	1.93	1.97	2.00	2.03	2.05
Barrett	o	o	o	o	xxx	
Beitia	o	o	o	xxx		
Chicherova	o	o	o	xxx		
Green Tregaro	o	xo	xo	xxx		
Kasprzycka	o	o	xxo	xxx		
Stepaniuk	o	o	xxx			
Trost	o	o	xxx			
Gordeyeva	o	xo	xxx			
Zheng	o	xo	xxx			
[Shkolina	o	xo	o	o	o	xx-]

The top four athletes from the London Olympics filled the same positions in Moscow, but not in the same order. Up to 1.97, Barrett, Beitia and Chicherova held the lead, but at 2.00 this changed with first Barrett and then Shkolina making first-time clearances. None of the other jumpers could clear 2.00, though Chicherova was very near with her last attempt. The gold medal was settled two jumps later when Shkolina cleared 2.03 – her personal best – at her first attempt. In succeeding the deeply disappointed Chicherova as World Champion, Shkolina became just the second Russian to win gold since Tamara Bykova took the inaugural title in 1983, or so we thought.

The winner was named as one of 12 Russian athletes sanctioned by the Court of Arbitration for Sport in connection with the findings of the World Anti-Doping Agency-commissioned reports by Professor Richard H. McLaren and the related Evidentiary Disclosure Package. That was in February 2019, with the judgement being that Shkolina should be banned for four years from 2019, with the further annulment of results in 2012-2015. The appeal process took more than two years, then in May 2021, the AIU were able to confirm her disqualification.

Qualifying round (1.95 or top 12 to final) (Aug 15)

Group A qualifiers: Gordeyeva, Green Tregaro, Chicherova, Trost, Zheng, Kasprzycka, Spencer & Jungfleisch 1.92

Non-qualifiers: Nadezhda Dusanova UZB, Oksana Okuneva UKR & Inika McPherson USA 1.88; Marina Aitova KAZ 1.83; Miyuki Fukumoto JPN 1.78

Group B qualifiers: Beitia, Palšytė, Barrett & Stepaniuk 1.92; Shkolina DQ (ADr10.8) (1.92)

Non-qualifiers: Ma'ayan Shahaf ISR, Anna Iljuštšenko EST, Ana Šimić CRO 1.88, Burcu Ayhan TUR, Adonia Steryiou GRE, Yelena Slesarenko RUS, Barbara Szabó HUN Jeannelle Schepher LCA & Mirela Demireva BUL 1.83

Beijing 2015

Final (Aug 29)

1,	Mariya Kuchina	RUS	2.01
2,	Blanka Vlašić	CRO	2.01
3,	Anna Chicherova	RUS	2.01
4,	Kamila Lićwinko	POL	1.99
5,	Ruth Beitia	ESP	1.99
6,	Marie-Laurence Jungfleisch	GER	1.99
7,	Jeannelle Schepher	LCA	1.92
8,	Eleanor Patterson	AUS	1.92

=9, Svetlana Radzivil UZB, Ana Šimić CRO & Mirela Demireva BUL 1.88; =12, Doreen Amata NGR & Lavern Spencer LCA 1.88

Series	1.88	1.92	1.95	1.97	1.99	2.01	2.03
Kuchina	o	o	o	o	o	o	xxx
Vlašić	o	xo	o	o	o	o	xxx
Chicherova	o	-	o	xo	o	xo	xxx
Ličwinko	o	o	o	o	o	xxx	
Beitia	o	o	xo	o	o	xxx	
Jungfleisch	o	o	o	x	xo	xxx	
Scheper	o	o	xxx				
Patterson	xo	o	xxx				

For the first time in World Championship history, six jumpers cleared 1.99. As the contenders began their next round of jumps at 2.01, the lead was held by Ličwinko, Kuchina and then the oft injured Vlašić. The Croatian was the first to clear, followed by Kuchina, and then, with her second jump, Chicherova. Now Kuchina was ahead on countback. Vlašić and Chicherova, who between them had won three of the four previous titles, were in second and third. The Croat was particularly proud of her result, having made a very late decision to compete in Beijing because of a severe problem with her right Achilles tendon.

None of the others were able to clear 2.01, and when the top three failed at 2.03, Kuchina had won. The 22 year-old had cleared 2.01 indoors in 2014, but her jump here was an outdoor personal best. This was the final Russian World Championship gold before the their federation were suspended by World Athletics later in 2015.

Qualifying round (1.94 or top 12 to final (Aug 27)

Group A qualifiers: Chicherova, Vlašić, Jungfleisch, Amata & Spencer 1.92

Non-qualifiers: Morgan Lake GBR, Airinē Pašytė LTU, Erika Kinsey SWE & Lissa Labiche SEY 1.89; Iryna Herashchenko UKR & Eleriin Haas EST 1.85; Zheng Xingjuan CHN & Venelina Veneva-Mateeva BUL 1.80; Valentina Liashenko GEO & Chaunté Lowe USA NH

Group B qualifiers: Beitia, Kuchina, Šimić, Patterson, Ličwinko, Scheper, Demireva & Radzivil 1.92

Non-qualifiers: Sofie Skoog SWE, Oksana Okuneva UKR, Oldřiška Marešová CZE & Isobel Pooley GBR 1.89; Priscilla Frederick ANT & Yuliya Levchenko UKR 1.85; Barbara Szabó HUN 1.80

London 2017

Final (Aug 12)

1,	Mariya Lasitskenė	ANA/RUS	2.03
2,	Yuliya Levchenko	UKR	2.01
3,	Kamila Ličwinko	POL	1.99
4,	Marie-Laurence Jungfleisch	GER	1.95
5,	Katarina Johnson-Thompson	GBR	1.95
6,	Morgan Lake	GBR	1.95
=7,	Airinē Pašytė	LTU	1.92
	Mirela Demireva	BUL	1.92

9, Inika McPherson USA 1.92; 10, Vashti Cunningham USA 1.92; 11, Michaela Hrubá CZE 1.92; 12, Ruth Beitia ESP 1.88

Series	1.84	1.88	1.92	1.95	1.97	1.99	2.01	2.03
Lasitskenė	o	o	o	o	o	x	o	o
	xxx							
Levchenko	o	o	o	o	o	o	xo	xxx
Ličwinko	o	o	xo	xo	xxo	o	xx	x
Jungfleisch	o	o	o	o	xxx			
J-Thompson	o	o	xo	o	xxx			
Lake	o	o	o	xo	xxx			
Pašytė	o	o	o	xxx				
Demireva	o	o	o	xxx				

The defending champion had a new name and a new affiliation but won the same title again. In March 2017 she married Vladas Lasitskas and Kuchina became Lasitskenė. Then in April she was cleared by the World Athletics Doping Review Board to compete as a neutral international athlete (the Russian Federation being suspended from international athletics because of mass doping violations).

Only Lasitskenė had cleared 2.00 during the year, 15 times in 11 competitions, with a best of 2.06. She was one of six clear at 1.95, but after 1.97 the field was down to three Ls: In draw order, Ličwinko, Lasitskenė & Levchenko. At 1.99, only the neutral failed first time. Order was restored when she then passed to 2.01 and cleared that height immediately. Levchenko made 2.01, a personal best, on her second try while the Pole failed twice before taking her third at 2.03. Lasitskenė settled matters with the only clean jump at 2.03, before trying 2.08.

Qualifying round (1.94 or top 12 to Final (Aug 10)

Group A qualifiers: Johnson-Thompson, McPherson, Cunningham, Pašytė & Jungfleisch 1.92

Non-qualifiers: Levern Spencer LCA, Iryna Gordeyeva ANA/RUS, Kimberly Williamson JAM, & Oksana Okuneva UKR 1.89; Erika Kinsey SWE, Marija Vuković MNE, Ana Šimić CRO & Tatiána Goúsin GRE 1.85; Erika Furlani ITA 1.80; Nicola McDermott AUS NH

Group B qualifiers: Lasitskenė, Levchenko, Ličwinko, Demireva, Lake, Hrubá & Beitia 1.92

Non-qualifiers: Maruša Čerňul SLO, Iryna Gerashchenko UKR, Sofie Skoog SWE & Alessia Trost ITA 1.89; Nadezhda Dusanova UZB & Alyx TreasureCAN 1.85; Liz Patterson USA & Linda Sandblom FIN 1.80

Doha 2019

Final (Sep 30)

1,	Mariya Lasitskenė	ANA/RUS	2.04
2,	Yaroslava Mahuchikh	UKR	2.04 _{WJR}
3,	Vashti Cunningham	USA	2.00
4,	Yuliya Levchenko	UKR	2.00
5,	Kamila Ličwinko	POL	1.98
6,	Karyna Demidik	BLR	1.96
7,	Ana Šimić	CRO	1.93
8,	Ty Butts	USA	1.93

9, Imke Onnen GER 1.89; 10, Mirela Demireva BUL 1.89; 11, Claire Orsel BEL 1.89; 12, Svetlana Radzivil UZB 1.89

Series	1.84	1.89	1.93	1.96	1.98	2.00	2.02	2.04
Lasitskenė	o	o	o	o	o	o	o	o
	xxx							
Mahuchikh	o	xo	o	xo	o	xxo	o	xxo
Cunningham	o	o	o	o	o	o	xxx	
Levchenko	o	o	o	o	o	xxo	xxx	
Ličwinko	xo	o	xo	xxo	xo	xxx		
Demidik	o	o	o	xo	xx	x		
Šimić	o	o	o	xxx				
Butts	o	xxo	xo	xxx				

Lasitskenė, again cleared to compete as an "Authorised Neutral", collected her third title. In Beijing she won with 2.01, in London it was 2.03 and in Doha she needed a first-time 2.04 to keep at bay the brilliant Ukrainian teenager, Mahuchikh. The Russian had eight successive first-timers between 1.84 and 2.04. By then only Mahuchikh was still in contention, having cleared a world junior record of 2.02. Bronze and fourth went to Cunningham and Levchenko. Both cleared 2.00, with the American prevailing on countback.

After Lasitskenė's 2.04 (which some felt was worth 2.06), the 18 year-old Ukrainian had the stage to herself. Her second attempt at 2.04 was close, and then to the crowd's delight she cleared on her final jump for a second world under-20 standard. Rather than take on Lasitskenė at 2.06, Mahuchikh retired on the advice of her coach Tetyana Stepanova, who felt it was too exhausting, physically as well as psychologically, for her to jump higher. It transpired that Stepanova had originally wanted Mahuchikh to stop at 2.02, but agreed when her athlete asked if she could try for 2.04. Lasitskenė went for 2.08, but without success. At 18 years 11 days, Mahuchikh replaced Heike Daute/Drechsler and the youngest ever World Championship medallist in a field event.

Qualifying round (1.94 or top 12 to final) (Sep 27)

Group A qualifiers: Cunningham, Lasitskenė, Mahuchikh, Onnen & Demireva 1.94; Butts, Orsel & Šimić 1.92

Non-qualifiers: Alessia Trost ITA 1.92; Maruša Čerňul SLO 1.89; Marija Vuković MNE, Morgan Lake GBR & Daniela Stanciu ROU 1.85; Nadezhda Dusanova UZB 1.80; Alysha Burnett AUS 1.70

Group B qualifiers: Demidik, Ličwinko & Radzivil 1.94; Levchenko 1.92

Non-qualifiers: Levern Spencer LCA 1.92; Nicola McDermott AUS & Elena Vallortigara ITA 1.89; Inika McPherson USA, Erika Kinsey SWE, Airinē Pašytė LTU, Iryna Herashchenko UKR & Maria Fernanda Murillo COL 1.85; Christina Honsel GER & Ella Junnila FIN 1.80; Erika Seyama SWZ 1.70



HIGH JUMP

Multiple Medallists:

5	Inga Babakova	URS/UKR	91-3, 95-3, 97-2=, 99-1, 01-2
4	Blanka Vlašić	CRO	07-1, 09-1, 11-2, 15-2
	Anna Chicherova	RUS	07-2=, 11-1, 13-2=, 15-3
3	Kajsa Bergqvist	SWE	01-3, 03-3, 05-1
	Antonietta Di Martino	ITA	07-2=, 09-3, 11-3
	Mariya Kuchina/Lasitskené	RUS/ANA	15-1, 17-1, 19-1
2	Tamara Bykova	URS	83-1, 87-2
	Stefka Kostadinova	BUL	87-1, 95-1
	Yelena Yelesina	URS/RUS	91-2, 99-2
	Hestrie Cloete	RSA	01-1, 03-1

Most Finals:

7	Amy Acuff	USA	95-8=, 99-9, 01-10=, 03-9=, 05-8, 07-12, 09-10
---	-----------	-----	--

Most Appearances:

9	Venelina Veneva/Mateeva	BUL	91-22=Q, 95-14Q, 99-14=Q, 01-4, 03-4, 05-10, 09-13Q, 11-20Q, 15-28Q
---	-------------------------	-----	---

National Placings:

	1	2	3	4	5	6	7	8	Points
RUS/ANA	4	2+3=	2	5+1=	3+1=	1	-	1=	126
UKR	1	3+1=	1	1	3	-	2+1=	-	63.1
GER	1	3	1	1	2	2	1+1=	-	57
USA	1	1	2	1+1=	-	1=	1	2+2=	43.5
SWE	1	-	3	1+1=	1=	1=	2=	-	42.2
CRO	2	2	-	-	-	1	2	-	37
BUL	2	-	-	2	-	1	2+1=	-	34.5
URS	1	2	1	-	1	-	1	1=	34.5
POL	-	-	1	2	2	1=	-	-	26.5
ITA	-	1=	2	-	-	1+1=	1=	-	25
CUB	1	1	-	1	-	-	-	-	20
ESP	-	1=	-	1	1	1	-	-	18.5
RSA	2	-	-	-	-	-	-	-	16
NOR	1	-	-	-	-	1	-	-	11
BLR	-	-	-	-	1	1	-	-	7
GBR	-	-	-	-	1	1	-	-	7
AUT	-	-	1	-	-	-	-	-	6
ROU	-	-	-	1=	-	-	1=	-	6
CZE	-	-	-	1=	-	-	-	-	4
HUN	-	-	-	-	-	-	1=	2	3.5
CHN	-	-	-	-	-	1=	-	1=	3
BEL	-	-	-	-	-	1	-	-	3
CAN	-	-	-	-	-	1	-	-	3
IRL	-	-	-	-	-	1=	-	-	2.5
LTU	-	-	-	-	-	-	1=	1=	2
LCA	-	-	-	-	-	-	1	-	2
FRA	-	-	-	-	-	-	1=	1	1.6
KAZ	-	-	-	-	-	-	1=	1	1.6
SLO	-	-	-	-	-	-	1=	-	1
AUS	-	-	-	-	-	-	-	1	1
DOM	-	-	-	-	-	-	-	1	1
LAT	-	-	-	-	-	-	-	1	1
NGR	-	-	-	-	-	-	-	1=	0.5
UZB	-	-	-	-	-	-	-	1=	0.5
Totals	17	14+6=	14	15+5=	14+2=	12+6=	10+12=	9+8=	612

	4.00	4.15	4.25	4.35	4.40	4.45	4.50
Grigorieva	-	o	-	o	-	o	xxx
Szabó	-	-	o	o	o	xx	x
Humbert	-	o	o	xo	o	xxx	
Hamáčková	xo	o	o	xo	xo	-	xxx
Bartová	xo	o	o	xo	xo	-	xxx
Belyakova	xo	-	o	o	xxx		

New standards for this popular and fast developing event were set as, despite a no-height by World Indoor Champion Ryshich, and a disappointing display by world record holder George (only just back from injury), seven women cleared 4.40 or higher. Balakhonova led for most of the contest with five first-time clearances to 4.55 (matching her European record) before failing for the first time – and so narrowly – at a world record equalling 4.60.

In contrast, Dragila needed 13 jumps before she attempted 4.60 but the American feels she reaches her peak after a dozen or so vaults and she went clear at her second try at 4.60 to become joint world record holder and – as she had indoors two years earlier – the inaugural world champion. Bronze medallist Grigorieva, the Russian turned Australian, took only three jumps before bowing out at 4.50.

Sadly for Dragila, the \$50,000 bonus for world records in Seville was not awarded for equalled records. Furthermore, as the event still regarded as in development, she only received half of the \$60,000 on offer to the winners of established events.

Edmonton 2001

Final (Aug 6)

1,	Stacy Dragila	USA	4.75
2,	Svetlana Feofanova	RUS	4.75
3,	Monika Pyrek	POL	4.55
4,	Tatiana Grigorieva	AUS	4.55
5,	Gao Shuying	CHN	4.50
6,	Thórey Elisdóttir	ISL	4.45
7,	Yvonne Buschbaum	GER	4.45
8,	Pavla Hamáčková	CZE	4.45

9, Janine Whitlock GBR 4.35; 10, Carolin Hingst GER 4.25; 11, Doris Auer AUT 4.25; 12, Mary Sauer USA 4.25

Series	4.10	4.25	4.35	4.45	4.50	4.55	4.60	4.65
	4.70	4.75	4.82					
Dragila	-	-	o	o	-	o	o	xo
	o	o	xxx					
Feofanova	-	-	o	o	-	o	o	xxo
	o	o	xxx					
Pyrek	-	o	o	xo	xo	o		xxx
Grigorieva	o	o	xo	xxo	-	xo		xxx
Gao	o	o	o	o	o	xxx		
Elisdóttir	xo	xo	xo	o	xxx			
Buschbaum	-	xxo	o	xo	xxx			
Hamáčková	o	o	o	xxo	xxx			

It was the greatest women's pole vault contest ever, despite equipment failures, officiating errors, interruptions due to medal ceremonies and unhelpful weather conditions with the sun in the face of the vaulters.

Eight women were left in to attempt 4.50, but initially the bar had been set accidentally to 4.55. When it came to 4.55, the mechanism setting the depth of the crossbar had failed, meaning that the left side of the bar was progressively placed one centimetre too far each time it was returned. Once these problems were noticed, all failures which they may have caused were annulled and further attempts were allowed if necessary.

Five were still in when the bar was correctly set at 4.55, and three of those (Dragila, Feofanova and Pyrek) cleared first time. Grigorieva made it on her second attempt, so when she and Pyrek went out at 4.60, the Australian wound up fourth. Defending champion Dragila and Feofanova made 4.60 first time, and it was not until 4.65 that either failed. The American then went ahead by clearing on her second attempt while the Russian needed three goes. At 4.70 and 4.75 their perfect vaulting continued, with first-time successes for both. The bar then went up to the world record height of 4.82. A world record would have earned a \$100,000 bonus, but after four hours of competition in the hot sunshine, it was not to be. Neither woman came particularly close. "Had the wind been more favourable, both of us could have bro-

Pole Vault

Seville 1999

Final (Aug 21)

1,	Stacy Dragila	USA	4.60=WR
2,	Anzhela Balakhonova	UKR	4.55
3,	Tatiana Grigorieva	AUS	4.45
4,	Zsuzsanna Szabó	HUN	4.40
5,	Nicole Humbert	GER	4.40
=6,	Pavla Hamáčková	CZE	4.40
	Daniela Bártová	CZE	4.40
8,	Yelena Belyakova	RUS	4.35

9, Kellie Suttle USA 4.35; 10, Elmarie Gerrits RSA 4.25; 11, Alejandra García ARG 4.25; 12, Vala Flosadóttir ISL 4.25; 13, Thórey Elisdóttir ISL 4.15; =14, Emma George AUS, Yvonne Buschbaum GER & Dana Cervantes ESP 4.15; Nastja Ryshich GER & Melissa Price USA NH

Series	4.00	4.15	4.25	4.35	4.40	4.45	4.50	4.55
	4.60	4.65						
Dragila	-	o	xo	o	xo	xo	xxo	xo
	xo	xxx						
Balakhonova	-	-	o	o	-	o	o	o
	xx	x						

ken the world record," said Feofanova after she and Dragila had taken a shared lap of honour.

Qualifying Round (4.40 or top 12 to final) (Aug 4)

Group A qualifiers: Feofanova, Pyrek, Sauer, Hingst & Whitlock 4.35

Non-qualifiers: Anzhela Balakhonova UKR, Monique De Wilt NED, Tanya Koleva BUL, Jenni Dryburgh NZL, Stephanie McCann CAN & Alejandra Garcia ARG 4.25 Vala Flosadóttir ISL 4.15; Deborah Gyurcsik URU & Tracy O'Hara USA NH

Group B qualifiers: Dragila, Gao, Grigorieva, Buschbaum, Hamáčková, Elisdóttir & Auer 4.35

Non-qualifiers: Annika Becker GER, Marie B Rasmussen DEN & Krisztina Molnár HUN 4.25; Hanna-Mia Persson SWE 4.15; Mar Sánchez ESP 4.00; Alicia Warlick USA NH

Paris 2003

Final (Aug 25)

1,	Svetlana Feofanova	RUS	4.75
2,	Annika Becker	GER	4.70
3,	Yelena Isinbaeva	RUS	4.65
=4,	Stacy Dragila	USA	4.55
	Monika Pyrek	POL	4.55
6,	Yvonne Buschbaum	GER	4.50
7,	Anna Rogowska	POL	4.45
8,	Yelena Belyakova	RUS	4.45
9, Gao Shuying CHN 4.35; 10, Mary Sauer USA 4.35; Thórey Elisdóttir ISL & Marie Poissonnier FRA NH			

Series	4.10	4.25	4.35	4.45	4.50	4.55	4.60	4.65
	4.70	4.75	4.80					
Feofanova	-	-	o	o	-	o	o	o
	xo	o	-	-	-	-	-	-
Becker	-	-	o	-	xo	-	o	-
	xo	xx	x	-	-	-	-	-
Isinbaeva	-	-	o	o	-	o	xo	o
	xx	x	-	-	-	-	-	-
Dragila	-	o	o	o	o	xxo	-	-
Pyrek	-	o	o	o	-	xxo	xxx	-
Buschbaum	-	-	xo	-	xo	-	xxx	-
Rogowska	o	o	xo	o	xxx	-	-	-
Belyakova	-	o	o	xxo	-	xxx	-	-

The contest did not match that of 2001 even though Dragila and Feofanova were now joined by new world record holder Isinbaeva. At 4.55 the two Russians went ahead with their first-time clearances. Dragila and Pyrek needed three attempts. The Germans Becker and Buschbaum were also still in the competition, but passed that height. All five tried 4.60 with Becker and Feofanova – the first two to vault – instantly successful. Isinbaeva made it on her second try but Dragila and Pyrek failed three times. At 4.70 Becker and Feofanova again matched one another with second-time clearances. Isinbaeva failed twice and saved her last try for 4.75. At that height Feofanova finally broke away from Becker by clearing first time. The German and Isinbaeva could go no higher so Feofanova – who had a temperature of 38° on the even of the final – moved up one place from her Edmonton silver.

First round (4.40 or top 12 to final) (Aug 23)

Group A qualifiers: Feofanova, Buschbaum & Monika Pyrek 4.40; Thórey Elisdóttir & Mary Sauer 4.35

Non-qualifiers: Natalya Kushsch UKR & Tania Koleva BUL 4.25; Vanessa Boslak FRA & Jillian Schwartz USA 4.15; Melina Hamilton NZL, Masumi Ono JPN & Alejandra Garcia ARG 4.00; Carolina Maurer-Torres CHI NH

Group B qualifiers: Isinbaeva, Becker, Dragila & Belyakova 4.40; Gao & Poissonnier 4.35; Rogowska 4.25

Non-qualifiers: Naroa Agirre ESP & Carolin Hingst GER 4.25; Ánna Fitidou CYP, Becky Holliday USA & Zsuzsa Szabó HUN 4.15; Stephanie McCann CAN 4.00

Helsinki 2005

Final (Aug 12)

1,	Yelena Isinbaeva	RUS	5.01 ^{WR}
2,	Monika Pyrek	POL	4.60
3,	Pavla Hamáčková	CZE	4.50
4,	Tanya Polnova	RUS	4.50
5,	Gao Shuying	CHN	4.50

=6,	Anna Rogowska	POL	4.35
	Dana Ellis	CAN	4.35
8,	Vanessa Boslak	FRA	4.35
9, Naroa Agirre ESP 4.35; 10, Carolin Hingst GER 4.35; 11, Jillian Schwartz USA 4.20; 12, Tatiana Grigorieva AUS 4.00; Tracy O'Hara USA NH			

Series	4.00	4.20	4.35	4.50	4.60	4.70	4.75	5.01
Isinbaeva	-	-	-	o	o	o	-	xo
Pyrek	-	o	o	xo	o	xx	x	-
Hamáčková	-	xo	o	o	xxx	-	-	-
Polnova	-	o	o	xxo	xxx	-	-	-
Gao	xo	o	xo	xxo	xxx	-	-	-
Rogowska	-	-	o	xxx	-	-	-	-
Ellis	-	o	o	xxx	-	-	-	-
Boslak	-	xo	xo	xxx	-	-	-	-

The level of Isinbaeva's domination of women's vaulting can be gauged by the fact that the biggest margin of victory in an Olympic or Worlds had been 39cm – by Frank Foss in 1920 – until the Russian's margin of 41cm in Helsinki. Her second jump of 4.60 would have been enough to win on countback, but she then cleared 4.70 before one failure at 5.01. Her second attempt left the bar untouched, as she had cleared with a margin of some 15cm!

The final had been postponed for two days because of gale force winds. Even so, conditions had been less than perfect, with just one other jumper (Gao) managing a seasonal best, and with only Pyrek able to jump higher than 4.50. It was Isinbaeva's 14th world record outdoors.

Qualifying round (4.45 or top 12 to final) (Aug 7)

Group A qualifiers: Rogowska, Polnova, Schwartz & Hingst 4.45; Boslak, Agirre & O'Hara 4.40

Non-qualifiers: Janine Whitlock GBR 4.40; Kirsten Belin SWE, Thórey Edda Elisdóttir ISL, Takayo Kondo JPN, Melina Hamilton NZL & Natalya Kushch UKR 4.15; Kelsie Hendry CAN & Zhao Yingying CHN 4.00

Group B qualifiers: Isinbaeva, Pyrek & Gao 4.45; Ellis, Hamáčková & Grigorieva 4.40

Non-qualifiers: Fabiana Murer BRA & Stacy Dragila USA 4.40; Anzhela Balakhonova UKR, Krisztina Molnár HUN & Afroditi Skafida GRE 4.15; Elisabete Tavares POR & Teja Melink SLO 4.40; Ánna Fitidou CYP & Nadine Rohr SUI NH

Osaka 2007

Final (Aug 28)

1,	Yelena Isinbaeva	RUS	4.80
2,	Kateřina Baďurová	CZE	4.75
3,	Svetlana Feofanova	RUS	4.75
4,	Monika Pyrek	POL	4.75
5,	Vanessa Boslak	FRA	4.70
=6,	Fabiana Murer	BRA	4.65
	Yuliya Golubchikova	RUS	4.65
8,	Anna Rogowska	POL	4.60
9, Tatyana Polnova RUS 4.60; 10, Jenn Stuczynski USA 4.50; 11, Kym Howe AUS 4.50; Silke Spiegelburg GER NH			

Series	4.35	4.50	4.60	4.65	4.70	4.75	4.80	5.02
Isinbaeva	-	-	-	o	-	-	xo	xxx
Baďurová	o	o	o	-	xxo	o	xxx	-
Feofanova	-	o	o	-	o	xo	xxx	-
Pyrek	o	o	o	xo	xxo	xo	xxx	-
Boslak	xo	o	x	xo	o	x	xx	-
Murer	o	o	o	xo	xxx	-	-	-
Golubchikova	o	o	o	xo	xxx	-	-	-
Rogowska	o	xxo	o	-	xxx	-	-	-

While Isinbaeva had twice been over 4.90 during 2007, it had not been a vintage season for her, and she was being pressed closely by Stuczynski who cleared 4.88 before Osaka. In Japan, however, the American was nursing an ankle injury and could clear only 4.50 in the final. Isinbaeva opened at 4.65, and then passed to 4.80, at which point Baďurová with a first-time clearance at 4.75, led on countback over Feofanova and Pyrek. Isinbaeva then made 4.80 on her second attempt, and so retained her title with just three jumps. The strength of the competition was such that third to ninth achieved the best marks for those position, making it the best ever in terms of depth.

Qualifying round (4.55 or top 12 to final) (Aug 26)

Group A qualifiers: Stuczynski, Bađurová, Golubchikova, Feofanova, Murer & Rogowska 4.55

Non-qualifiers: Naroa Agirre ESP & Jillian Schwartz USA 4.50; Julia Hütter GER 4.45; Carolin Hingst GER, Afroditi Skafida GRE, Minna Nikkanen FIN, Zhang Yingning CHN & Takayo Kondo JPN 4.35; Alejandra García ARG & Alana Boyd AUS 4.20

Group B qualifiers: Polnova, Isinbaeva, Pyrek, Howe, Boslak & Spiegelburg 4.55

Non-qualifiers: Gao Shuying CHN 4.50; Niki McEwen USA, Pavla Rybová CZE, Thórey Edda Elisdóttir ISL & Roslinda Samsu MAS 4.35; Hanna-Mia Persson SWE, Kate Dennison GBR, Anna Katharina Schmid SUI 4.20; Vicky Parnov AUS Joana Costa BRA & Elisabete Tavares POR 4.05

Berlin 2009**Final (Aug 17)**

1,	Anna Rogowska	POL	4.75
=2,	Monika Pyrek	POL	4.65
	Chelsea Johnson	USA	4.65
4,	Silke Spiegelburg	GER	4.65
5,	Fabiana Murer	BRA	4.55
6,	Kate Dennison	GBR	4.55
=7,	Anna Battke	GER	4.40
	Tatyana Polnova	RUS	4.40

9, Aleksandra Kiryashova RUS 4.40; 10, Kristina Gadschiew GER 4.40; Yelena Isinbaeva RUS NH; Yuliya Golubchikova RUS DNS

Series	4.25	4.40	4.55	4.65	4.75	4.80
Rogowska		o		xo	o	xxx
Pyrek		o	o	o	xx	x
Johnson		o	o	o	xxx	
Spiegelburg		o	xo	xo	xxx	
Murer		o	o	xxx		
Dennison	o	o	xo	xxx		
Battke		o	xxx			
Polnova	o	o	xxx			

Isinbaeva had won seven global titles since losing at the 2003 World Championships. In qualifying she had a huge clearance at 4.55 which appeared to be worth 5m+, but in the final her bubble burst. Despite clearing 4.70 in warm-up, she failed at her opening height of 4.75, at which point only four other jumpers were still in the competition. Pyrek and Johnson, faultless to that height, shared the lead, with Rogowska (one failure) ahead of Spiegelburg. When Rogowska cleared 4.75 first time to take the lead, Isinbaeva moved to 4.80, which, shockingly, she missed twice.

Johnson – daughter of 1972 Olympic bronze medallist Jan Johnson – shared the silver with Pyrek, who placed in the top four for the fifth time. Isinbaeva afterwards stated that her “mind was absent,” but “I do not regret I did not start at lower heights because even if I cleared 4.65 it would mean nothing.” The following week in Zürich, Isinbaeva broke her world record with 5.06.

Qualifying round (4.60 or top 12 to final) (Aug 15)

Group A qualifiers: Murer, Rogowska, Golubchikova, Dennison, Battke & Polnova 4.55

Non-qualifiers: Anna Giordano Bruno ITA & Nicole Büchler SUI 4.50; Joanna Płowarska POL, Stacy Dragila USA, Marianna Zahariadi CYP & Sandra-Hélène Tavares POR 4.25; Téli Mathiot FRA & Romana Maláčová CZE 4.10; Gao Shuying CHN NH

Group B qualifiers: Spiegelburg, Isinbaeva, Johnson, Pyrek & Kiryashova 4.55; Gadschiew 4.50

Non-qualifiers: Jillian Schwartz USA 4.50; Kelsie Hendry CAN, Jirina Ptáčniková CZE, Li Ling CHN, Nikoléta Kiriakopoúlou GRE & Minna Nikkanen FIN 4.40; Naroa Agirre ESP 4.40; Roslinda Samsu MAS 4.25; Takayo Kondo JPN & Lim Eun-ji KOR 4.10

Daegu 2011**Final (Aug 30)**

1,	Fabiana Murer	BRA	4.85
2,	Martina Strutz	GER	4.80
3,	Svetlana Feofanova	RUS	4.75
4,	Jenn Suhr	USA	4.70
5,	Yarisley Silva	CUB	4.70

6,	Yelena Isinbaeva	RUS	4.65
7,	Jirina Ptáčniková	CZE	4.65
8,	Nikoléta Kiriakopoúlou	GRE	4.65

9, Silke Spiegelburg GER 4.65; =10, Kristina Gadschiew GER, Monika Pyrek POL & Anna Rogowska POL 4.55

Series	4.30	4.45	4.55	4.65	4.70	4.75	4.80	4.85
Murer	4.90	4.92						
	-	-	o	o	-	o	xo	o
Strutz	xx	x						
	-	xo	o	o	o	xo	o	x
	xx							
Feofanova	-	o	o	o	-	o	xxx	
Suhr	-	-	o		xo	xxx		
Silva	-	o	o	o	xxo	xxx		
Isinbaeva	-	-	-	o	x	xx		
Ptáčniková	o	o	xo	o	xxx			
Kiriakopoúlou	o	-	o	xo	xxx			

As usual, the focus was on Isinbaeva, who returned from an hiatus in 2010 to vault 4.85 indoors then win in Stockholm at the end of July.

Nine woman athletes went clear at 4.65 in the final, but four were lost at 4.70, a height which only Suhr and Strutz cleared. Feofanova and Murer cleared 4.75 first time, and Isinbaeva passed to 4.80 after a failure, while Suhr went out. Strutz took the lead with a first-time clearance at a national record 4.80, a height which Murer made second time. Both Feofanova and Isinbaeva failed at 4.80, leaving the former with the bronze and “Issy” only sixth. Murer then produced the best vault of the day, easily clearing 4.85 to equal her South American record, Strutz missed at 4.90 in an attempt to take gold from the Brazilian.

Qualifying round (4.60 or top 12 to final) (Aug 28)

Group A qualifiers: Strutz, Suhr, Spiegelburg & Feofanova 4.55; Pyrek 4.50

Non-qualifiers: Alana Boyd AUS & Kylie Hutson USA 4.50; Anna Katharina Schmid SUI, Anastasiya Shvedova BLR, Tina Šutej SLO & Dailis Caballero CUB 4.40; Kelsie Hendry CAN, Maria Eleonor Tavares POR & Malin Dahlström SWE 4.25; Holly Bleasdale GBR & Cathrine Larsåsen NOR NH

Group B qualifiers: Murer, Rogowska, Isinbaeva, Ptáčniková, Silva & Kiriakopoúlou 4.55; Gadschiew 4.50

Non-qualifiers: Kate Dennison GBR & Nicole Büchler SUI 4.50; Choi Yun-Hee KOR, Lacy Janson USA & Anna Giordano Bruno ITA 4.40; Caroline Bonde Holm DEN, Jillian Schwartz ISR & Li Ling CHN 4.25; Tori Pena IRL 4.10; Ana Pinero ESP NH

Moscow 2013**Final (Aug 13)**

1,	Yelena Isinbaeva	RUS	4.89
2,	Jenn Suhr	USA	4.82
3,	Yarisley Silva	CUB	4.82
4,	Silke Spiegelburg	GER	4.75
=5,	Fabiana Murer	BRA	4.65
	Anastasiya Savchenko	RUS	4.65
7,	Angelina Zhuk-Krasnova	RUS	4.65
=8,	Lisa Ryzih	GER	4.55
	Jirina Svobodová	CZE	4.55

10, Kristina Gadschiew GER 4.45; 11, Li Ling CHN 4.45; 12, Marion Lotout FRA 4.45

Series	4.30	4.45	4.55	4.65	4.75	4.82	4.89	5.07
Isinbaeva	-	-	-	xo	o	xo	o	xxx
Suhr	-	-	o	-	o	xo	xxx	
Silva	-	-	o	xxo	xo	xxo	xxx	
Spiegelburg	-	o	o	o	o	xxx		
Murer	-	-	o	o	xxx			
Savchenko	o	o	o	o	xxx			
Zhuk-Krasnova	o	o	o	xo	xxx			
Ryzih	-	o	xo	xxx				
Svobodová	-	o	xo	xxx				

In a competition enjoyed more than any other by a boisterous crowd, three women cleared more than 4.80 for the first time in a championship. Poor Spiegelburg was left empty-handed despite being clean up to and including 4.75. At 4.82, the three medallist emerged as the German was eliminated.

Both Suhr and Isinbaeva cleared on their second attempts, and Silva had the best clearance of the three with her final jump. Isinbaeva

began the jumping at 4.89 with a clearance which was worth 5.00. Suhr and Silva each had good jumps, but the gold belonged to Isinbaeva – her ninth global title.

Qualifying round (4.60 & top 12 to final) (Aug 11)

Group A qualifiers: Spiegelburg, Isinbaeva, Li, Gadschiew, Lotout & Silva 4.55

Non-qualifiers: Becky Holliday USA & Nikolía Kiriakopoúlou GRE 4.45; Karla da Silva BRA 4.30; Kylie Hutson USA & Anna Rogowska POL NH

Group B qualifiers: Zhuk-Krasnova, Svobodová, Savchenko, Suhr, Ryzih & Murer 4.55

Non-qualifiers: Nicole Büchler SUI, Angelica Bengtsson SWE & Carolin Hingst GER 4.45; Tori Pena IRL 4.30; Stélla-Iró Ledáki GRE NH

Beijing 2015

Final (Aug 26)

1,	Yarisley Silva	CUB	4.90
2,	Fabiana Murer	BRA	4.85
3,	Nikoléta Kiriakopoúlou	GRE	4.80
=4,	Angelica Bengtsson	SWE	4.70
	Sandi Morris	USA	4.70
	Jenn Suhr	USA	4.70
7,	Holly Bradshaw	GBR	4.70
8,	Martina Strutz	GER	4.60

9, Li Ling CHN 4.60; 10, Minna Nikkanen FIN 4.60; 11, Alana Boyd AUS 4.60; 12, Lisa Ryzih GER 4.60; Anzhelika Sidorova RUS & Michaela Meijer SWE NH

Series	4.35	4.50	4.60	4.70	4.80	4.85	4.90	5.01
Silva	-	o	o	xxo	xo	o	xxo	xxx
Murer	-	o	o	o	xo	o	xxx	
Kiriakopoúlou	-	o	xo	xo	o	x	xx	
Bengtsson	o	o	o	o	xxx			
Morris	o	o	o	o	xxx			
Suhr	-	-	o	o	xxx			
Bradshaw	o	o	xo	o	xxx			
Strutz	o	o	o	xxx				

When the bar rose to 4.80 in the final, Murer, Suhr, Morris and Bengtsson were the only athletes without any failures. The contenders were then reduced to three with Bengtsson the closest to a clearance of those who missed 4.80. Kiriakopoúlou cleared first time, then Murer and Silva went over on their second jumps. At 4.85 Silva went clear to take the lead briefly, as Murer then went into first place with her initial jump at 4.85. Like Silva, the Brazilian hit the bar on her way down.

The blonde, pigtailed Kiriakopoúlou opted for 4.90 after missing once at 4.85. She and Murer were close at 4.90, but it was Silva, on her third attempt, who flew over, exhibiting her technical excellence. Two good attempts out of three at 5.01 then followed to finish what had been an absorbing competition. Three-time champion Isinbaeva was absent after giving birth in 2014.

Qualifying round (4.60 or top 12 to final) (Aug 24)

Group A qualifiers: Kiriakopoúlou, Murer, Strutz, Meijer, Morris & Li 4.55

Non-qualifiers: Naroa Agirre ESP, Silke Spiegelburg GER & Nicole Büchler SUI 4.45; Tori Pena IRL, Marion Lotout FRA 4.30 & Robeilys Peinado VEN 4.30; Nina Kennedy AUS & Jiřina Ptáčnicková CZE NH

Group B qualifiers: Bradshaw, Bengtsson, Nikkanen, Ryzih, Suhr, Silva, Boyd, Sidorova 4.55

Non-qualifiers: Katerina Stefanídi GRE 4.45; Demi Payne USA & Femke Pluim NED 4.30; Malin Dahlström SWE, Ren Mengqian CHN & Angelica Moser SUI 4.15; Tina Šutej SLO NH

London 2017

Final (Aug 6)

1,	Katerina Stefanídi	GRE	4.91
2,	Sandi Morris	USA	4.75
=3,	Yarisley Silva	CUB	4.65
	Robeilys Peinado	VEN	4.65
5,	Lisa Ryzih	GER	4.65
6,	Holly Bradshaw	GBR	4.65
7,	Alysha Newman	CAN	4.65
8,	Olga Mullina	ANA/RUS	4.55

9, Eliza McCartney NZL 4.55; 10, Angelica Bengtsson SWE 4.55; 11, Nicole Büchler SUI 4.45; 12, Anicka Newell CAN 4.45

Series	4.30	4.45	4.55	4.65	4.75	4.82	4.89	4.91
Stefanídi	-	-	o	o	o	x	o	
	xxx							
Morris	-	o	o	o	o	x	xx	
Silva	-	-	o	o	xo	xxx		
Peinado	o	o	o	xo	xxx			
Ryzih	-	-	xo	o	xo	xxx		
Bradshaw	-	-	o	xxo	xxx			
Newman	xo	o	o	xxo	xxx			
Mullina	xo	o	o	xxx				

Of the seven women who cleared 4.65 in the final, only Stefanídi and Morris had clean slates. None of the other five were able to clear 4.75. Defending champion Silva and Peinado, the 19 year-old Venezuelan, had just one failure up to 4.65 and they each took home a bronze medal. For Peinado, it was the first world medal for her country.

Morris and Stefanídi both made 4.75 first time, and when the Greek went over 4.82 with her first jump, Morris took her last two attempts, in vain, at 4.89. Stefanídi then went on to set a national record 4.91, the world's highest vault of 2017, before trying to break Isinbaeva's championship record with 5.02. Stefanídi scored accuracy points from the biomechanics. Their studies showed that the apex of her gold medal vault was optimally placed, both horizontally and vertically. The Greek also generated a notable rise in speed with her final two steps, from 7.95 to 8.61 metres per second.

Qualifying round (4.60 or top 12 to final) (Aug 4)

Group A qualifiers: Morris, Peinado & Newman 4.55; Bradshaw & McCartney 4.50

Non-qualifiers: Angelica Moser SUI, Silke Spiegelburg GER, Liz Parnov AUS, Lisa Gunnarsson SWE & Romana Maláčová CZE 4.35; Minna Nikkanen FIN & Fanny Smets BEL 4.20; Kelsie Ahbe CAN, Michaela Meijer SWE; Anzhelika Sidorova ANA/RUS & Iryna Zhuk BLR NH

Group B qualifiers: Stefanídi 4.60; Ryzih, Silva, Büchler, Bengtsson & Mullina 4.55; Newell 4.50

Non-qualifiers: Tina Šutej SLO & Jiřina Ptáčnicková CZE 4.35; Ninon Guillon-Romarin FRA, Friedelinde Petershofen GER, Maryna Klypko UKR 4.20; Emily Grove USA, Jenn Suhr USA, Amálie Švábíková CZE NH

Doha 2019

Final (Sep 29)

1,	Anzhelika Sidorova	ANA/RUS	4.95
2,	Sandi Morris	USA	4.90
3,	Katerina Stefanídi	GRE	4.85
4,	Holly Bradshaw	GBR	4.80
5,	Alysha Newman	CAN	4.80
6,	Angelica Bengtsson	SWE	4.80
=7,	Iryna Zhuk	BLR	4.70
	Jenn Suhr	USA	4.70
	Robeilys Peinado	VEN	4.70
	Katie Nageotte	USA	4.70

11, Yarisley Silva CUB 4.70; 12, Ninon Guillon-Romarin FRA 4.70; =13, Nikoléta Kiriakopoúlou GRE, Angelica Moser SUI, Li Ling CHN & Tina Šutej SLO 4.50; 17, Lisa Ryzih GER 4.50

Series	4.50	4.70	4.80	8.45	4.90	4.95
Sidorova	o	o	o	o	o	xxo
Morris	o	o	o	o	o	xxx
Stefanídi	o	o	xo	xo	x	xx
Bradshaw	o	o	xo	xx	x	
Newman	xo	o	xo	xxx		
Bengtsson	o	xxo	xxo	xxx		
Zhuk	o	o	xx	x		
Suhr	-	o	xxx			
Peinado	o	o	xxx			
Nageotte	o	o	xxx			

The event saw a record number of qualifiers, 17, all clearing the requisite 4.60. In the final, 12 made 4.70, and six then cleared 4.80, the surprise being that Suhr (4.91 in 2019) and Nageotte (4.86i) did not. Of those who cleared 4.80, Bengtsson got the biggest cheer on her return from a pole snap. Using one borrowed from Guillon-Romarin, she set a Swedish record.

At 4.85 Morris was over first followed immediately by Sidorova. Stefanidi cleared at the second time of asking. Bradshaw, Newman and Bengtsson missed, so filled positions 4-6. Morris and Sidorova were again perfect at 4.90. Defending Champion Stefanidi had one miss at 4.90 and then two at 4.95 to secure the bronze. Morris had three misses at 4.95, though two of these were agonisingly close. Sidorova failed twice before going over with something to spare. First to congratulate her was Morris, who collected a second consecutive silver. Authorised Neutral Sidorova came back brilliantly from her no heights in the 2015 final and 2017 qualifying.

Qualifying round (4.60 or top 12 to final) (Sep 27)

Group A qualifiers: Nageotte, Bradshaw, Sidorova, Newman, Zhuk, Kiriakopoulou, Li, Moser & Ryzih 4.60

Non-qualifiers: Fanny Smets BEL & Maryna Klypkov UKR 4.50; Wilma Murto FIN, Romana Maláčová CZE, Michaela Meijer SWE & Roberta Bruni ITA 4.35; Killiana Heymans NED 4.20

Group B qualifiers: Stefanídi, Morris, Silva, Suhr, Peinado, Bengtsson, Guillon-Romarin & Šutej 4.60

Non-qualifiers: Nicole Büchler SUI 4.55; Xu Huiqin CHN 4.50; Kelsie Ahbe-Holahan CAN, Lene Retzius NOR, Alyona Lutkovskaya ANA/RUS, Liz Parnova AUS & Irina Ivanova ANA/RUS 4.35; Katharina Bauer GER NH

POLE VAULT

Multiple Medallists:

4	Svetlana Feofanova	RUS	01-2, 03-1, 07-3, 11-3
	Yelena Isinbaeva	RUS	03-3, 05-1, 07-1, 13-1
3	Monika Pyrek	POL	01-3, 05-2, 09-2=
	Yarisley Silva	CUB	13-3, 15-1, 17-3=
2	Stacy Dragila	USA	99-1, 01-1
	Fabiana Murer	BRA	11-1, 15-2
	Katerina Stefanídi	GRE	17-1, 19-3
	Sandi Morris	USA	17-2, 19-2

Most Finals:

6	Pyrek		01-3, 03-4=, 05-2, 07-4, 09-2=, 11-10=
	Isinbaeva		03-3, 05-1, 07-1, 09-nh, 11-6, 13-1

Most Appearances:

6	Pyrek		
	Isinbaeva		
	Anna Rogowska	POL	03-7, 05-6=, 07-8, 09-1, 11-10=, 13-nh/Q
	Murer		
	Silke Spiegelburg	GER	07-nh, 09-4, 11-9, 13-4, 15-17=Q, 17-14Q
	Jenn Stuczynski/Suhr	USA	07-10, 11-4, 13-2, 15-4=, 17-nh/Q, 19-7=
	Nicole Büchler	SUI	09-14Q, 11-16Q, 13-15Q, 15-17=Q, 17-11, 19-18Q

National Placings:

	1	2	3	4	5	6	7	8	Points
RUS/ANA	5	1	3	1	1=	1+1=	1+1=	3	85.5
USA	2	3+1=	-	1+3=	-	-	2=	-	62.5
POL	1	1+1=	1	1+1=	-	1=	1	1	42.5
GER	-	2	-	2	2	1	1+1=	1+1=	40
BRA	1	1	-	-	1+1=	1=	-	-	25
CUB	1	-	1+1=	-	1	-	-	-	23.5
CZE	-	1	1	-	-	2=	1	1+1=	21.5
GRE	1	-	2	-	-	-	-	1	21
GBR	-	-	-	1	-	2	1	-	13
AUS	-	-	1	1	-	-	-	-	11
CAN	-	-	-	-	1	1=	1	-	8.5
CHN	-	-	-	-	2	-	-	-	8
UKR	-	1	-	-	-	-	-	-	7
SWE	-	-	-	1=	-	1	-	-	7
VEN	-	-	1=	-	-	-	1=	-	6.3
HUN	-	-	-	1	-	-	-	-	5
FRA	-	-	-	-	1	-	-	1	5
ISL	-	-	-	-	-	1	-	-	3
BLR	-	-	-	-	-	-	1=	-	0.8
Totals	11	10+2=	9+2=	8+5=	8+2=	6+6=	6+6=	8+2=	396



Long Jump

Helsinki 1983

Final (Aug 14)

1,	Heike Daute	GDR	7.27w	(2.2)
2,	Anișoara Cușmir	ROU	7.15w	(3.4)
3,	Carol Lewis	USA	7.04w	(4.3)
4,	Tatyana Proskuryakova	URS	7.02	(1.4)
5,	Beverly Kinch	GBR	6.93w	(4.6)
6,	Zsuzsa Vanyek	HUN	6.81	(1.4)
7,	Eva Murková	TCH	6.80w	(3.3)
8,	Robyn Lorroway	AUS	6.65	(0.8)

Legal bests:

Daute	7.02	(1.6)
Cușmir	7.00	(1.2)
Lewis	6.93	(1.1)
Kinch	6.90	(1.4)
Murková	6.71	(-2.9)

9, Valy Ionescu ROU 6.62 (1.1); 10, Jarmila Strejcková TCH 6.56 (0.9); 11, Jennifer Inniss GUY 6.54 (1.1); 12, Helga Radtke GDR 6.44 (1.9)

Series	1	2	3	4	5	6
Daute	6.91w	7.02	7.27w	7.16w	6.79	7.26w
Cușmir	7.00	6.87	7.15w	7.02w	x	6.99
Lewis	6.93	6.89	x	7.04w	6.69	6.73
Proskuryakova	6.83	6.91w	x	6.98	6.96w	7.02
Kinch	6.90	6.81	6.93w	6.82	6.82w	6.87
Vanyek	6.81	6.54w	6.41w	4.88w	6.81	x
Murkova	x	x	6.80w	x	6.71	6.72w
Lorroway	6.65	x	x	x	x	x

An extraordinary standard was evident after the first six jumps of the final, by which time Beverly Kinch's new Commonwealth record of 6.90 was good enough only for fourth place. The leader on 7.00 was world record holder Cușmir, while in second place was Carol Lewis, younger sister of Carl.

In round 2, European Junior Champion Daute (18) overtook Cușmir with her 7.02. The Romanian countered with 7.15w in the third, but the GDR jumper, only 18, immediately followed with 7.27w despite falling back. The fourth round saw Proskuryakova move into third place on 6.92, into a headwind. Cușmir and Daute each produced 7m leaps, but neither improved. Lewis did: 7.04w to go into third. No-one improved in the last two rounds except Proskuryakova, whose final effort of 7.02 solidified her fourth place. Daute finished in style with a windy 7.26.

Qualifying round (6.40 or top 12 to final) (Aug 7)

Group A qualifiers: Lewis 6.78 (1.6); Daute 6.65 (1.1); Lorroway 6.65 (1.6); Proskuryakova 6.63 (1.8); Ionescu 6.44 (-0.9); Strejcková 6.40 (0.5)

Non-qualifiers: Shonel Ferguson BAH 6.29w (5.7) & 6.24 (1.9); Lena Wallin SWE 6.19 (0.9); Esmeralda Garcia BRA 6.15w (2.6) & 6.08 (0.3); Heidi Benserud NOR 5.92 (1.2); Jacinta Bartholemew GRN 5.77w (2.4) & 5.72 (0.9); Marie-Ange Wirtz SEY 5.20 (1.6); Kim Moh CAM 4.90w (2.1) & 4.83 (1.6); Sabine Everts FRG, Arja Jussila FIN & Nicole Tombezogo CAF NM; Jackie Joyner USA DNS

Group B qualifiers: Cușmir 6.76w (2.4); Vanyek 6.60 (0.7); Murková 6.57 (0.3); Radtke 6.53 (1.9); Inniss 6.45 (1.2); Kinch 6.43 (0.4)

Non-qualifiers: Gwen Loud USA 6.37 (1.3); Madeline de Jesús PUR 6.12w (2.9) & 6.10 (0.7); Halcyon McKnight JAM 6.03 (0.8); Huang Donghuo CHN 5.90 (1.6); Rose King IVB 5.40w (2.3); Mariam Traore BUR 4.90 (1.4); Mercy Kuttan IND & Christina Sussiek FRG NM; Karen Nelson CAN, Glynnis Nunn AUS & Svetlana Zorina URS DNS

Rome 1987

Final (Sep 4)

1,	Jackie Joyner-Kersey	USA	7.36	(0.4)
2,	Yelena Belevskaya	URS	7.14	(-0.6)
3,	Heike Drechsler	GDR	7.13	(-0.7)
4,	Helga Radtke	GDR	7.01	(-0.1)
5,	Galina Chistyakova	URS	6.99	(0.9)
6,	Irina Valyukevich	URS	6.89	(-0.9)
7,	Jennifer Inniss	USA	6.80	(-0.8)
8,	Nicole Boegman	AUS	6.63	(-0.5)

9, Lyudmila Ninova BUL 6.50 (-0.1); 10, Silviya Moneva BUL 6.45 (-0.3); 11, Sheila Echols USA 6.39 (-1.0); 12, Lene Demisz DEN 6.11 (-0.8)

Series	1	2	3	4	5	6
Joyner-Kersee	6.91	7.12	7.36	6.95	6.95	6.99
Belevskaya	6.17	6.81	6.74	7.14	6.92	6.98
Drechsler	6.91	7.03	7.13	5.62	-	-
Radtke	6.95	6.56	7.01	x	x	6.95
Chistyakova	6.99	6.74	x	x	6.83	6.80
Valyukevich	6.80	6.41	6.80	6.83	6.66	6.89
Innis	6.80	6.77	6.72	x	x	6.51
Boegman	x	6.41	6.63	6.37	x	6.22

The clash of the two co-world record holders – Drechsler (née Daute) and Joyner-Kersee – was spoiled by an injury to Drechsler's left knee which prevented her from taking her last two jumps.

Even so, the GDR athlete would have needed to be at her best to have defeated the American, who leapt 7.36 in the third round. Joyner-Kersee, who won the heptathlon three days earlier, was initially given a red flag for her winning jump. This decision was reversed on closer inspection of the plasticine.

Drechsler, about to lose for the first time since 1985, was pushed back into third place when Belevskaya leapt 7.14 in the fourth round.

Qualifying round (6.58 or top 12 to final) (Sep 3)

Group A qualifiers: Drechsler 6.95 (0.7); Chistyakova 6.86 (0.0); Valyukevich 6.82 (0.9); Inniss 6.75 (0.0); Moneva 6.71 (0.0); Demitz 6.58 (-0.5)

Non-qualifiers: Ringa Ropo FIN 6.55 (-0.2); Antonella Capriotti ITA 6.31 (0.3); Wang Zhihui CHN 6.28 (0.5); Madeline de Jesús PUR 6.20 (0.5); Beatrice Utundu NGR 6.17w (2.2); Carmen Sirbu ROU 6.00 (-0.2); See Huey Chan SGP 5.49 (-0.9); Jacqueline Ross STV 5.29 (1.7); Eva Murková TCH NM

Group B qualifiers: Joyner-Kersee 6.86w (2.9); Echols 6.61w (2.9); Boegman 6.60 (-0.3); Ninova 6.60 (-0.4); Radtke 6.58 (0.6); Belevskaya 6.58 (-1.3)

Non-qualifiers: Marieta Ilcu ROU 6.50 (-0.3); Sofiya Bozhanova BUL 6.43 (0.7); Eva Karlblom SWE 6.31 (1.3); Valy Ionescu ROU 6.30 (1.8); Euphemia Huggins TTO 6.26 (0.9); Eloina Echevarría CUB 6.23 (1.2); Tracy Smith CAN 6.17 (1.1); Sigal Gonen ISR 6.03 (0.6)

Tokyo 1991

Final (Aug 25)

1, Jackie Joyner-Kersee	USA	7.32	(0.0)
2, Heike Drechsler	GER	7.29	(-0.2)
3, Larisa Berezhnaya	URS	7.11	(0.0)
4, Yelena Sinchukova	URS	7.04	(1.8)
5, Susen Tiedtke	GER	6.77	(0.9)
6, Marieta Ilcu	ROU	6.72	(0.9)
7, Ljudmila Ninova	AUT	6.72	(-0.5)
8, Yelena Belevskaya	URS	6.69	(-0.6)
9, Ringa Ropo-Junnilla	FIN	6.63	(0.2)
10, Jackie Edwards	BAH	6.37	(0.3)
11, Christy Opara-Thompson	NGR	6.28	(-0.2)
12, Yinka Idowu	GBR	6.16	(-0.4)

Series	1	2	3	4	5	6
Joyner-Kersee	7.32	x	-	x	-	7.11
Drechsler	7.09	7.16	7.29	6.99	7.08	6.94
Berezhnaya	7.11	6.92	x	6.86	6.81	6.91
Sinchukova	6.84	6.95	7.00	6.68	7.04	6.90
Tiedtke	6.55	6.65	6.63	x	6.77	6.74
Ilcu	6.55	x	6.70	6.70	6.68	6.72
Ninova	x	6.72	6.33	x	x	x
Belevskaya	6.49	6.54	6.68	x	6.41	6.69

Just like 1987, Joyner-Kersee and Drechsler were the two favourites. Joyner-Kersee made the most of the fact that she was the first to jump in the final by leaping 7.32, her best for three years. Drechsler went into second place with 7.09 but slipped to third after Berezhnaya's 7.11. In the second round, the American fouled before Drechsler improved to 7.16. Joyner-Kersee passed her next jump, then Drechsler closed right up with 7.29.

This prompted the defending champion to take her fourth jump. It ended disastrously. Instead of planting her foot on the take-off board, she stepped on the plasticine and twisted her right foot. She landed heavily in the sand and looked to be badly injured. She thought she had broken her leg, but was able to get up and eventually jump again, producing 7.11 in the sixth round.

In the meantime, Drechsler had produced leaps of 6.99 and 7.08. With her last attempt she spanned 6.94, meaning that gold had gone once again to JJK.

Qualifying round (6.65 or top 12 to final) (Aug 24)

Group A qualifiers: Joyner-Kersee 6.91w (2.4); Berezhnaya URS 6.87 (1.9); Tiedtke 6.85w (2.2); Senchukova 6.80 (1.1); Opara-Thompson 6.68 (1.3); Ropo-Junnilla (11) 6.66w (2.8) & Edwards 6.66 (1.2)

Non-qualifiers: Liu Shuzhen CHN 6.57 (0.4); Yang Juan CHN 6.56 (0.6); Fiona May GBR 6.54 (1.0); Valentina Uccheddu ITA 6.48 (1.6); Iva Prandzheva BUL 6.30 (0.8); Jayne Moffitt NZL 6.29 (0.4); Tamara Malesev YUG 6.27 (0.9); Flora Hyacinth ISV 6.17w (3.2)

Group B qualifiers: Drechsler 6.87 (0.5); Ninova 6.79 (2.0); Ilcu 6.77 (0.9); Belevskaya 6.70 (1.0); Idowu 6.63w (2.4) & 6.59 (1.5)

Non-qualifiers: Helga Radtke GER 6.62w (3.2) & 6.25 (-0.3); Nicole Staines AUS 6.57w (3.6) & 6.53 (0.6); Wang Chunfang CHN 6.55; Agata Karczmarek POL 6.55 (0.0); Sheila Echols USA 6.47 (1.0); Cindy Greiner USA 6.41 (1.5); Wang Shu-Hwa TPE 6.38w (3.5); Dianne Guthrie JAM 6.37 (1.7); Solange Ostiana AHO, Ragne Kytölä FIN & Renata Nielsen DEN NM

Stuttgart 1993

Final (Aug 15)

1, Heike Drechsler	GER	7.11	(-0.3)
2, Larisa Berezhnaya	UKR	6.98	(0.4)
3, Renata Nielsen	DEN	6.76	(0.6)
4, Yelena Khlopotnova	UKR	6.75	(0.5)
5, Lyudmila Galkina	RUS	6.74	(0.5)
6, Ljudmila Ninova	AUT	6.73	(0.8)
7, Nicole Boegman	AUS	6.70	(0.2)
8, Agata Karczmarek	POL	6.57	(0.6)
9, Susen Tiedtke	GER	6.54	(0.6)
10, Yelena Sinchukova	RUS	6.52	(0.5)
11, Mirela Dulgheru	ROU	6.48	(0.7)
12, Valentina Uccheddu	ITA	6.38	(0.3)

Series	1	2	3	4	5	6
Drechsler	6.79	7.09	6.83	7.11	7.10	7.09
Berezhnaya	6.98	x	6.94	x	6.76	-
Nielsen	6.76	6.76	x	6.64	x	6.71
Khlopotnova	6.64	6.75	x	6.57	6.55	6.26
Galkina	x	x	6.74	6.45	x	x
Ninova	6.55	x	5.99	6.73	x	6.62
Boegman	x	6.70	6.48	6.42	6.60	6.68
Karczmarek	x	6.57	x	6.44	x	6.39

Two-time winner Joyner-Kersee was not entered, having been persuaded to concentrate on the heptathlon. This left the way clear for Drechsler to attempt to regain her 1983 title.

The standard was lower than at the previous championships, and the German star was the only one to jump further than seven metres. This she did four times, topped by 7.11 in the third round.

Qualifying round (6.70 or top 12 to final) (Aug 14)

Group A qualifiers: Khlopotnova 6.83 (0.5); Tiedtke 6.66 (0.5); Ninova 6.61 (0.2); Dulgheru 6.56 (-0.6); Sinchukova 6.50 (0.6)

Non-qualifiers: Anzhela Atroshchenko BLR 6.36 (0.0); Anna Biryukova RUS 6.36 (0.1); Jackie Edwards BAH 6.33 (0.3); Yinka Idowu GBR 6.30 (0.4); Sheila Echols USA 6.30 (0.2); Antonella Capriotti ITA 6.23 (0.0); Andrea Avila ARG 6.23 (0.2); Dionne Rose JAM 6.15 (-0.3); Terri Horgan IRL 6.11 (0.5); Elma Muros PHI 5.99 (0.5); Camille Jackson USA 5.91 (0.2); Nashwa Morsy EGY 5.48 (-0.1); Sylvie Kabore BUR 5.35 (-0.3); Pastora Chavez HON 4.71 (0.7)

Group B qualifiers: Berezhnaya 6.87 (0.5); Drechsler 6.70 (0.3); Nielsen 6.61 (-0.1); Galkina 6.60 (0.2); Boegman 6.59 (-0.1); Karczmarek 6.48 (0.0)

Non-qualifiers: Valentina Uccheddu ITA 6.48 (0.0); Helga Radtke GER 6.44 (0.3); Fiona May GBR 6.42 (0.1); Marieta Ilcu ROU 6.40 (-0.4); Joanne Wise GBR 6.20 (0.4); Sharon Couch USA 6.19 (0.3); Dedra Davis BAH 6.11 (-0.1); Fatima Yuksel TUR 5.98 (0.3); Sandrine Hennart BEL 5.90 (0.4); Ermelinda Shehu ALB 5.67 (0.1); Solange Ostiana AHO 5.37 (0.3); Beryl Larame SEY 5.24 (-0.3); Flora Hyacinth ISV NM

Gothenburg 1995

Final (Aug 6)

1, Fiona May	ITA	6.98w	(4.3)
2, Niurka Montalvo	CUB	6.86	(0.5)
3, Irina Mushayilova	RUS	6.83w	(3.0)
4, Olga Rublyova	RUS	6.78	(1.0)
5, Valentina Uccheddu	ITA	6.76	(0.3)
6, Jackie Joyner-Kersee	USA	6.74w	(3.3)
7, Agata Karczmarek	POL	6.71	(0.9)
8, Viktoriya Vershinina	UKR	6.66	(0.0)

Legal bests:

May	6.93	(0.8)
Mushayilova	6.75	(0.9)
Joyner-Kersee	6.69	(0.2)

9, Heike Drechsler GER 6.64w (2.6); 10, Inessa Kravets UKR 6.57 (-2.1); 11, Yelena Khopotnova UKR 6.53 (0.6); 12, Chantal Brunner NZL 6.43 (0.7); Jackie Edwards BAH NM

Series	1	2	3	4	5	6
May	6.93	x	6.87	x	6.64	6.98w
Montalvo	6.42	x	6.70	6.62	x	6.86
Mushayilova	6.75	6.52	6.82w	6.76w	6.83	x
Rublyova	6.61w	6.65w	6.78	6.77w	6.68w	6.31w
Uccheddu	x	6.76	x	x	6.74	6.40
Joyner-Kersee	6.74w	x	6.69	6.25	6.59w	6.46
Karczmarek	x	5.57	6.71	5.96	6.71	6.56
Vershinina	x	6.66	x	6.62w	3.56	6.41

Former World Junior champion Fiona May was not put off by the changing wind conditions which varied from 1.1 headwinds to assisting winds of 4.3. The Italian, who represented Britain until 1993, opened with 6.93, a distance no-one else would better. In the final round she improved to 6.98w despite hitting her head on the marker board beside the pit.

It was a big upset that Drechsler and Joyner-Kersee – winners of the past three world titles – did not win a medal between them. JJK, troubled by ankle and Achilles problems, only managed 6.74w for sixth place. Drechsler was in form and opened the contest with a foul further than seven metres. But she fouled again and her third leap of 6.64w was two centimetres short of eighth place.

Qualifying round (6.75 or top 12 to final) (Aug 5)

Group A qualifiers: May 6.76w (2.6); Drechsler 6.70 (1.0); Montalvo 6.69w (2.6) & 6.35 (-0.3); Mushayilova 6.63w (2.1) & 6.41 (1.8); Khopotnova 6.63w (2.7) & 6.38 (1.2); Edwards 6.59 (1.0); Brunner 6.53w (2.7)

Non-qualifiers: Nicole Boegman AUS 6.51 (-0.9); Niki Xanthou GRE 6.50 (0.4); Lyudmila Galkina RUS 6.49 (1.3); Yao Weili CHN 6.49 (1.3); Andrea Avila ARG 6.39w (2.3) & 6.34 (1.5); Valentina Gotovska LAT 6.32 (1.4); Sharon Couch USA 6.30 (1.9); Ksenija Predikaka SLO 6.30w (2.1); Dionne Rose JAM 6.07w (2.1); Elma Muros PHI 6.01w (3.6) & 5.98 (1.2); Nilufar Yeasmin BAN 5.40w (3.2); Tunde Vaszi HUN & Pastora Chávez HON NM

Group B qualifiers: Rublyova 6.74 (0.5); Kravets 6.73 (-0.6); Joyner-Kersee 6.73 (0.3); Vershinina 6.72w (2.1); Karczmarek 6.54w (2.3) & 6.44 (-0.8); Uccheddu 6.53 (0.0)

Non-qualifiers: Marieke Veltman USA 6.50 (0.1); Pat Itanyi NGR 6.46 (1.5); Lacena Golding JAM 6.45 (1.2); Nadine Caster FRA 6.43 (0.8); Renata Nielsen DEN 6.42 (0.0); Claudia Gerhardt GER 6.40 (2.0); Flora Hyacinth ISV 6.36 (0.7); Ljudmila Ninova AUT 6.32 (-1.4); Fatma Dulkan TUR 6.22 (0.9); Béryl Laramé SEY 5.50 (1.5); Deborah Rugama NCA 4.88w (4.2); Heli Koivula FIN, Voula Patoulidou GRE & Ana Liku TGA NM

Athens 1997**Final (Aug 9)**

1,	Lyudmila Galkina	RUS	7.05	(0.6)
2,	Niki Xanthou	GRE	6.94	(0.1)
3,	Fiona May	ITA	6.91	(0.8)
4,	Heike Drechsler	GER	6.89	(-0.1)
5,	Jackie Joyner-Kersee	USA	6.79	(0.7)
6,	Susen Tiedtke-Greene	GER	6.78	(-0.1)
7,	Viktoriya Vershinina	UKR	6.71	(0.8)
8,	Erica Johansson	SWE	6.64	(-0.3)

9, Magdalena Khristova BUL 6.64 (0.4); 10, Marion Jones USA 6.63 (0.0); 11, Sharon Jaklofsky NED 6.61 (1.0); 12, Chioma Ajunwa NGR 5.21 (-0.3)

Series	1	2	3	4	5	6
Galkina	6.89	6.85	x	7.05	x	-
Xanthou	x	6.69	6.93	6.94	x	x
May	6.91	x	x	6.78	6.66	x
Drechsler	6.62	x	6.69	4.90	6.87	6.89
Joyner-Kersee	6.79	6.78	x	6.72	6.78	6.60
Tiedtke-Greene	6.75	x	x	6.78	6.54	6.7
Vershinina	4.28	6.71	x	x	6.56	6.54
Johansson	x	6.54	6.64	6.54	5.34	6.41

The shock winner of the Olympic gold medal, Ajunwa, led the qualifiers by a whopping 21cm margin at 7.01 but, her left thigh heavily

strapped, she hurt herself on her first jump in the final and had to be carried off on a stretcher. Defending champion May led the final with her opening leap of 6.91 until local heroine Xanthou went ahead by 2cm in the third round. However, one round later the 1995 world indoor champion Galkina, a former world junior triple jump record holder, stretched out to a timely personal best of 7.05. Xanthou improved slightly to 6.94 to consolidate second place. May's 6.91 held up for bronze but, with thousands of Greeks whistling in an unsporting attempt to distract her, the British-born Italian marginally fouled her final attempt, landing beyond 7m. Drechsler, champion in 1983 and 1993, fell just short of a medal with her last jump and one place ahead of another former world champion and record holder in Jackie Joyner-Kersee. The 100m champion Jones, a novice at this event, placed tenth.

Qualifying Round (6.70 or top 12 to final) (Aug 7)

Group A qualifiers: Ajunwa 7.01 (1.1); Drechsler 6.80 (-0.3); Galkina 6.75 (0.2); Jaklofsky 6.73 (0.5); Johansson 6.64 (-0.4); Khristova 6.63 (0.2); Joyner-Kersee 6.62 (-0.8); Jones 6.59 (-0.3)

Non-qualifiers: Heli Koivula FIN 6.57 (-0.2); Yelena Shekhovtsova UKR 6.52 (-0.4); Tünde Vaszi HUN 6.52 (0.4); Lacena Golding JAM 6.50 (-0.1); Renata Nielsen DEN 6.49 (0.1); Linda Ferga FRA 6.46 (-0.2); Valentina Gotovska LAT 6.20 (0.2); Sabine Braun GER 6.20 (0.4); Andrea Avila ARG 6.08 (1.1); Voula Patoulidou GRE 5.90 (-0.9); Siulolo Liku TGA 5.83 (0.7); Gilda Massa PER 5.51 (-0.6)

Group B qualifiers: May 6.73 (-0.1); Tiedtke-Greene GER 6.72 (0.2); Vershinina UKR 6.66 (1.0); Xanthou GRE 6.62 (0.3)

Non-qualifiers: Joanne Wise GBR 6.52 (0.5); Ljudmila Ninova AUT 6.50 (0.6); Nina Perevedentseva RUS 6.45 (-0.4); Agata Karczmarek POL 6.44 (0.5); Yelena Pershina KAZ 6.38 (0.5); Jackie Edwards BAH 6.38 (-0.6); Sharon Couch USA 6.37 (-0.1); Nadine Caster FRA 6.37 (-0.3); Yelena Donkina RUS 6.29 (0.9); Chantal Brunner NZL 6.26 (0.2); Eunice Barber SLE 6.19 (0.2); Jelena Blazevica LAT 6.18 (0.6); Yelena Lemeshevskaya BLR 6.07 (-0.2); Luciana dos Santos BRA 5.92 (0.7); Anja Valant SLO 5.77 (1.0); Elisa Pérez DOM 5.67 (0.0); Vera Bregu ALB 5.58 (-0.4); Maria Fleischmann GUA 5.25 (0.2); Isis Moreno PAN 5.08 (-0.9)

Seville 1999**Final (Aug 23)**

1,	Niurka Montalvo	ESP	7.06	(-0.1)
2,	Fiona May	ITA	6.94	(-0.2)
3,	Marion Jones	USA	6.83	(-0.2)
4,	Lyudmila Galkina	RUS	6.82	(0.0)
5,	Joanne Wise	GBR	6.75	(-0.3)
6,	Dawn Burrell	USA	6.74	(0.0)
7,	Susen Tiedtke	GER	6.68	(-0.1)
8,	Maurren Maggi	BRA	6.68	(0.1)

9, Nicole Boegman AUS 6.63 (-0.3); 10, Erica Johansson SWE 6.63 (-0.1); 11, Olga Rublyova RUS 6.56 (0.9); 12, Shana Williams USA 6.52 (0.0)

Series	1	2	3	4	5	6
Montalvo	6.80	6.77	x	6.88	x	7.06
May	6.92	x	6.94	x	x	6.87
Jones	6.79	6.62	6.73	x	6.82	x
Galkina	6.70	6.71	6.52	6.64	6.68	6.82
Wise	6.75	6.55	6.46	6.69	4.83	6.71
Burrell	6.60	6.74	6.51	6.69	6.57	4.84
Tiedtke	6.68	x	x	x	x	6.59
Maggi	x	6.53	6.68	x	6.47	x

There was controversy surrounding the winning jump of Spain's Montalvo, runner-up to May in the 1995 World Championships when she represented Cuba. May, who led the qualifying with 7.04, opened with 6.92 and 6.94 and grew steadily more tense as all the other contenders fell short of the target. Montalvo, who had only qualified for the final on her third and last attempt, came closest with 6.88 in round 4, while third placed Jones improved in round 5 when Montalvo had a huge but invalid jump. Jones' final effort was a very narrow foul of beyond 7m but Montalvo uncorked the jump of her life. It was measured at 7.06 ... but was her toe over the board? Montalvo stated: "My last attempt was clearly valid. The take-off board shows no mark to indicate a foul." In contrast, a dispirited May asserted: "It was obvious-ly a foul. You could tell that by the replays."

Qualifying round (6.80 or top 12 to final) (Aug 21)

Group A qualifiers: May 7.04 (0.2); Montalvo 6.78 (-0.2); Rublyova 6.76 (0.0); Wise 6.75 (0.1); Boegman 6.63 (-0.2); Burrell 6.62 (0.2)

Non-qualifiers: Tatyana Kotova RUS 6.62 (0.6); Baya Rahouli ALG 6.55 (-1.0); Aurélie Felix FRA 6.54 (0.1); Yelena Kashcheyeva KAZ 6.40 (-0.6); Yelena Shekhovtsova UKR 6.39 (-0.4); Jackie Edwards BAH 6.23 (-0.5); Yelena Bobrovskaya KGZ 6.07 (0.3); Luciana dos Santos BRA 6.00 (0.2); Vanessa Monar CAN NM; Chioma Ajunwa NGR DNS

Group B qualifiers: Galkina 6.88 (0.0); Jones 6.81 (0.0); Johansson 6.79 (-0.8); Tiedtke 6.67 (0.1); Maggi 6.66 (0.1); Williams 6.63 (-0.1)

Non-qualifiers: Agata Karczmarek POL 6.58 (0.1); Valentina Gotovska LAT 6.55 (0.0); Guan Yingnan CHN 6.55 (0.1); Yelena Pershina KAZ 6.51 (0.1); Tatyana Ter-Mesrobyan RUS 6.47 (-0.2); Viktoriya Vershinina UKR 6.44 (0.5); Chantal Brunner NZL 6.40 (0.0); Tünde Vaszi HUN 6.39 (-0.3); Niki Xánthou GRE 6.34 (0.2); Sharon Jaklofsky NED 6.31 (0.9); Eva Dolezalová CZE 6.22 (-0.8); Flora Hyacinth ISV NM

Edmonton 2001

Final (Aug 7)

1,	Fiona May	ITA	7.02w	(2.6)
2,	Tatyana Kotova	RUS	7.01w	(3.6)
3,	Niurka Montalvo	ESP	6.88w	(2.1)
4,	Tünde Vaszi	HUN	6.86	(1.7)
5,	Valentina Gotovska	LAT	6.84w	(3.5)
6,	Niki Xánthou	GRE	6.76w	(3.1)
7,	Maurren Maggi	BRA	6.73	(-0.6)
8,	Lyudmila Galkina	RUS	6.70	(0.1)

Legal bests:

May	6.97	(1.2)
Kotova	6.82	(0.2)
Montalvo	6.76	(1.4)
Gotovska	6.67	(1.5)
Xánthou	6.61	(1.7)

9, Guan Yingnan CHN 6.69w (3.5) & 5.12 (0.3); 10, Elva Goulbourne JAM 6.62 (1.2); 11, Kumiko Ikeda JPN 6.44 (1.2); Jenny Adams USA NM

Series	1	2	3	4	5	6
May	6.86w	6.97	7.02w	6.73	6.97	6.80w
Kotova	6.60	6.82	6.67	7.01w	6.81w	x
Montalvo	6.73w	x	6.59	6.88w	6.76	6.54
Vaszi	6.68	x	6.86	6.84	x	x
Gotovska	6.84w	6.67	6.66	x	6.59w	6.23
Xánthou	6.61	x	6.76w	6.67w	x	6.57
Maggi	6.40	6.46	6.73	x	6.67w	x
Galkina	6.56	6.67	6.70	x	6.61w	x

Fiona May regained her title to become the first athlete to win World golds across three decades. She was World Junior Champion in 1988 and won world titles indoors in 1997 and outdoors in 1995 and now 2001. The British-born Italian had not been fancied to win, with a season's best of just 6.79. Yet she improved to 6.80 in the qualifying round where former champion Drechsler, her right thigh strapped, was eliminated.

In the final, May led all the way, starting with a 6.86w then 6.97 and 7.02w, which was also measured at 7.16w from her take-off point behind the edge of the board. In the fourth round Kotova – the favourite – spanned 7.01w (7.12w from take-off) while defending champion Montalvo moved into the bronze medal position. That was how it stayed until the finish. After the event, May announced she would be taking a rest from competition in 2002.

Qualifying round (6.70 or top 12 to final) (Aug 5)

Group A qualifiers: May 6.80 (1.0); Vaszi 6.71 (-1.4); Montalvo 6.65 (-0.5); Galkina 6.62 (-0.2); Goulbourne 6.60 (-0.5); Adams 6.48 (-2.5)

Non-qualifiers: Yelena Kashcheyeva KAZ 6.46 (0.4); Maho Hanaoka JPN 6.43 (0.8); Chioma Ajunwa NGR 6.43 (-0.3); Jackie Edwards BAH 6.42 (-0.3); Olga Rublyova RUS 6.27 (-0.4)

Group B qualifiers: Maggi 6.74 (0.4); Guan 6.66 (0.6); Xánthou 6.66 (-1.1); Gotovska 6.58 (-0.9); Kotova 6.54 (-1.1); Ikeda 6.49 (-0.3)

Non-qualifiers: Chantal Brunner NZL 6.39 (-0.8); Aurélie Félix FRA 6.37 (1.0); Alice Falaiye CAN 6.04 (0.1); Yelena Bobrovskaya KGZ 5.93 (-0.1); Heike Drechsler GER 4.45 (-1.7)

Paris 2003

Final (Aug 30)

1,	Eunice Barber	FRA	6.99	(0.4)
2,	Tatyana Kotova	RUS	6.74	(0.1)
3,	Anju Bobby George	IND	6.70	(1.2)

4,	Jade Johnson	GBR	6.63	(0.5)
5,	Olga Rublyova	RUS	6.58	(-0.2)
6,	Tünde Vaszi	HUN	6.53	(0.5)
7,	Bronwyn Thompson	AUS	6.48	(-0.3)
8,	Grace Upshaw	USA	6.47	(0.1)
9,	Fiona May	ITA	6.46	(0.1)
10,	Lyudmila Galkina	RUS	6.45	(-1.4)
11,	Valentina Gotovska	LAT	6.43	(-0.7)
12,	Conchi Montaner	ESP	6.37	(-0.4)

Series	1	2	3	4	5	6
Barber	6.52	6.74	x	6.48	x	6.99
Kotova	x	6.74	x	6.56	6.72	6.63
George	6.61	x	x	6.56	6.70	6.62
Johnson	6.50	x	6.63	6.42	x	6.53
Rublyova	6.51	6.54	6.58	x	4.75	x
Vaszi	6.47	6.41	6.49	x	6.53	6.52
Thompson	6.48	6.44	6.39	6.39	6.38	6.31
Upshaw	x	6.37	6.47	6.40	x	6.24

Like the men's final, the distances jumped were moderate. Going into the last round Kotova (6.74 & 6.72) led on countback from Barber (6.74 & 6.52). Kotova was the penultimate jumper in the final and her 6.63 changed nothing; the Sierra Leone émigré to France would need 6.73 or better for gold. The crowd were informed of the situation so Barber had thunderous support as she prepared for her effort, the last of the contest. She took off well before the foul line (though not disastrously so) and flew out to a distance which was instantly recognisable as one which would be enough for victory. It was 6.99. Measuring equipment at the take-off board confirmed she had 11cm to spare there, so her "true" distance was 7.10. On the penultimate day of the championships, Barber had won France's first gold in Paris.

Qualifying round (6.65 or top 12 to final) (Aug 28)

Group A qualifiers: Rublyova 6.67 (-0.2); Thompson 6.65 (0.3); Johnson 6.62 (0.5); Vaszi 6.55 (-0.1); Montaner 6.53 (-0.1)

Non-qualifiers: Guan Yingnan CHN 6.51 (0.3); Johanna Halkoaho FIN 6.41 (0.3); Niki Xánthou GRE 6.37 (0.5); Onika James TTO 6.36 (-0.1); Jackie Edwards BAH 6.34 (0.4); Kumiko Ikeda JPN 6.15 (0.0); Anastasiya Zhuravlyeva UZB NM

Group B qualifiers: Barber 6.78 (0.0); Galkina 6.72 (0.2); Bobby George 6.59 (0.2); May 6.57 (0.1); Gotovska 6.56 (0.1); Kotova 6.56 (0.0); Upshaw 6.55 (0.0)

Non-qualifiers: Bianca Kappler GER 6.50 (0.0); Olivia Wöckinger AUT 6.38 (0.0); Elva Goulbourne JAM 6.27 (0.0); Stilianí Pilátou GRE 6.21 (-0.1); Yelena Koshcheyeva KAZ 6.13 (0.3); Adina Anton ROU 6.09 (1.0)

X

Helsinki 2005

Final (Aug 10)

1,	Tianna Madison	USA	6.89	(1.1)
2,	Eunice Barber	FRA	6.76w	(2.3)
3,	Yargelis Savigne	CUB	6.69	(0.1)
4,	Anju Bobby George	IND	6.66	(1.4)
5,	Oksana Udmurtova	RUS	6.53	(1.0)
6,	Grace Upshaw	USA	6.51	(1.4)
7,	Kelly Sotherton	GBR	6.42w	(5.4)
8,	Jackie Edwards	BAH	6.42w	(2.9)

Legals bests:

Barber	6.70	(-1.4)
Sotherton	6.38	(1.2)
Edwards	6.14	(1.9)

9, Tünde Vaszi HUN 6.32 (1.7); 10, Concepción Montaner ESP 6.32 (1.3); 11, Elva Goulbourne JAM 6.21 (-1.7); (2,) Tatyana Kotova RUS DQ (ADr10.1) (6.79) (1.5)

Rightful finalist: Rose Richmond USA

Series	1	2	3	4	5	6
Madison	x	6.69	6.35	x	6.89	x
Barber	6.44	x	6.31	6.70	x	6.76w
Savigne	6.69	6.34	x	x	6.51	6.67
George	6.66	6.59	6.57	6.51	x	6.56
Udmurtova	6.45w	5.97	6.53	6.46	x	6.28w
Upshaw	6.44	6.24	6.49	6.51	x	6.38
Sotherton	6.38	x	6.42w	x	x	x
Edwards	6.14	x	6.42w			
[Kotova]	6.76	6.69	6.79	6.59	6.59	6.53]

Qualifying was headed by Madison with a lifetime best of 6.83, as only two jumpers made the mandatory qualifying of 6.65. The wind and rain played havoc with the final, as in round one the opening jump was aided with a wind of 2.8, while five jumps later the measurement was

-1.7. Kotova, the only jumper to produce six measured jumps, led after halfway with 6.79 from the 6.69s of Madison and Savigne. Barber moved into second with 6.70 in round 4. Remarkably the 19 year-old Madison then produced another lifetime best, this time 6.89, to take control of the gold medal. The positions stayed the same, though Barber improved with her 6.76w in the final round. Kotova had the frustrating situation of being the silver medallist for the third time in a row.

In May 2013 it was revealed that re-testing of doping control samples from Helsinki 2005 had shown an adverse finding for Kotova. Four months later, World Athletics confirmed that the Russian was suspended for two years to January 2015. All her results from Helsinki 2005 to August 9, 2007 were annulled. The new podium: Madison (then Bartoletta), Barber and Savigne.

Qualifying round (6.65 or top 12 to final) (Aug 9)

Group A qualifiers: Montaner 6.65w (2.3); Savigne 6.57 (0.7); Sotherton 6.55 (1.3); Goulbourne 6.53 (0.6); Kotova DQ (ADr10.1) (6.63) (1.7)

Non-qualifiers: Rose Richmond USA 6.53w (2.5) & 6.38 (1.1); Fiona May ITA 6.51 (-1.0); Marestella Torres PHI 6.46 (0.9); Naide Gomes POR 6.42 (0.1); Natalia Kilpeläinen FIN 6.34 (0.9); Ineta Radėviča LAT 6.18 (-0.7); Soko Salajiqi FIJ 5.77 (1.7); Martina Darmovzalová CZE 5.74 (-0.5); Kéné Ndoye SEN DNS

Group B qualifiers: Madison 6.83 (1.2); Vaszi 6.62 (-0.9); Barber 6.60 (0.6); Upshaw 6.59 (-0.5); Udmurtova 6.56 (1.6); Bobby George 6.54 (-1.0); Edwards 6.53 (1.5)

Non-qualifiers: Kumiko Ikeda JPN 6.51 (-1.0); Aleksandra Shyshlyuk UKR 6.40 (1.5); Bianca Kappler GER 6.35 (0.9); Ioanna Kafetzí GRE 6.31 (0.0); Adina Anton ROU 6.25 (0.4)

Osaka 2007

Final (Aug 28)

1,	Tatyana Lebedeva	RUS	7.03	(0.3)
2,	Lyudmila Kolchanova	RUS	6.92	(-0.3)
3,	Tatyana Kotova	RUS	6.90	(0.5)
4,	Naide Gomes	POR	6.87	(0.7)
5,	Bianca Kappler	GER	6.81	(-0.7)
6,	Maurren Maggi	BRA	6.80	(1.2)
7,	Keila Costa	BRA	6.69	(0.0)
8,	Brittney Reese	USA	6.60	(-1.5)

9, Anju Bobby George IND 6.53 (0.9); 10, Tianna Madison USA 6.47 (0.9); 11, Viktoriya Rybalko UKR 6.45 (0.0); 12, Jana Veldáková SVK 6.21 (-1.8)

Series	1	2	3	4	5	6
Lebedeva	6.73	7.03	7.03	x	6.98	-
Kolchanova	x	6.84	x	6.71	6.63	6.92
Kotova	6.80	x	6.75	6.70	x	6.90
Gomes	6.87	6.75	6.61	6.86	6.85	6.80
Kappler	6.81	6.66	6.78	6.55	x	6.49
Maggi	6.41	6.64	6.73	6.80	6.62	6.76
Costa	6.69	6.44	6.66	6.66	x	6.61
Reese	x	6.60	6.58	x	x	6.29

The qualifying round was led by Russian Champion Kolchanova and the ex-heptathlete Gomes who both cleared 6.96. Brazil's Maggi reached 6.95 (or 7.07 from take-off).

Gomes led after the first round of the final with 6.87, with Kappler (6.81) and Kotova (6.80) next. Kolchanova opened round two with 6.84, and Lebedeva then powered off the board to 7.03 (7.08 from take-off). To emphasize the point, Lebedeva repeated her 7.03 in the next round. The Russian backed up her seven metre jumps with 6.98 in the fifth. It turned out to be Russia's day, as Kotova improved to 6.90 to steal the bronze medal from Gomes, increase her "world" medal collection to four, and give Russia her first ever sweep in a World Championship event.

Qualifying round (6.75 or top 12 to final) (Aug 27)

Group A qualifiers: Kolchanova 6.96 (0.5); Maggi 6.95 (0.6); Kappler 6.85 (0.1); Rybalko 6.77 (0.7); George 6.60 (0.5)

Non-qualifiers: Denisa Scerbová CZE 6.58 (0.5); Concepción Montaner ESP 6.55 (0.0); Eunice Barber FRA 6.51 (0.6); Chen Yaling CHN 6.50 (-0.4); Grace Upshaw USA 6.47 (-0.1); Bronwyn Thompson AUS 6.46 (0.4); Rose Richmond USA 6.45 (0.5); Eliane Martins BRA 6.28 (-0.5); Shara Proctor AIA 5.82 (0.7); Carolina Klüft SWE DNS

Group B qualifiers: Gomes 6.96 (1.0); Lebedeva 6.84 (0.0); Reese 6.83 (-0.1); Kotova 6.73 (0.0); Veldáková 6.65 (0.5); Costa 6.61 (0.0); Madison 6.59 (0.0)

Non-qualifiers: Alina Militaru ROU 6.58 (0.8); Małgorzata Trybanska POL 6.49 (0.0); Aleksandra Stadnyuk UKR 6.47 (0.1); Jung Soon-Ok KOR 6.45 (0.0); Janice Josephs RSA 6.44 (-0.2); Kumiko Ikeda JPN 6.42 (-0.3); Elva Goulbourne JAM 6.32 (-0.4); Jackie Edwards BAH 6.29 (0.5)

X

Berlin 2009

Final (Aug 23)

1,	Brittney Reese	USA	7.10	(1.0)
2,	Karin Melis Mey	TUR	6.80	(0.4)
3,	Naide Gomes	POR	6.77	(0.5)
4,	Olga Kucherenko	RUS	6.77	(1.1)
5,	Shara Proctor	AIA	6.71	(1.2)
6,	Maurren Higa Maggi	BRA	6.68	(0.7)
7,	Ksenija Balta	EST	6.62	(0.3)
8,	Brianna Glenn	USA	6.59	(-0.1)

9, Teresa Dobija POL 6.58 (0.7); 10, Nastassia Mironchyk BLR 6.29 (0.0); Keila Costa BRA NM; (2,) Tatyana Lebedeva RUS DQ (ADr10.8) (6.97) (1.0)

Series	1	2	3	4	5	6
Reese	6.92	6.85	7.10	x	x	x
Mey	6.76	x	6.80	x	x	6.49
Gomes	6.77	x	6.52	6.68	6.69	6.68
Kucherenko	x	x	6.77	6.63	x	6.68
Proctor	x	6.56	6.71	x	x	6.40
Maggi	6.68	x	x	6.64	-	-
Balta	6.62	6.52	x	6.15	6.60	6.57
Glenn	x	6.59	x			
[Lebedeva	6.78	6.97	x	x	x	x]

The qualifying was led by Gomes at 6.86. Reese took the lead in round one of the final with 6.92, which Lebedeva overtook in round two with her seasonal best of 6.97. Reese responded in the next round with 7.10, a lifetime best (measured at 7.17 from take-off), which featured her characteristic basic "hang" style, and little leg extension on landing. Behind these two, Melis improved from 6.76 to 6.80 and moved ahead of Gomes's opener of 6.77. Reese had originally shown her liking for the big occasion when jumping a personal best in the Osaka qualifying, and the 22 year-old fulfilled her promise here.

The initial silver medallist became one of a number of Russian athletes who failed a re-test of her Beijing Olympic sample from 2008. After her case was concluded (in September 2018), she not only lost the two silvers she won at those games, but also her long jump silver and triple jump sixth place from Berlin 2009.

Qualifying round (6.75 or top 12 to final) (Aug 21)

Group A qualifiers: Gomes 6.86 (0.2); Maggi 6.68 (0.3); Mironchyk 6.55 (-1.1); Dobija 6.55 (-0.1); Glenn 6.53 (-0.9); Proctor 6.52 (-0.3)

Non-qualifiers: Yelena Sokolova RUS 6.51 (-1.2); Jung Soon-Ok KOR 6.49 (0.0); Ruky Abdulai CAN 6.45 (-1.7); Irina Meleshina RUS 6.39 (0.1); Funmi Jimoh USA 6.34 (-0.8); Bianca Kappler GER 6.29 (0.2); Viktoriya Molchanova UKR 6.29 (0.1); Ola Sesay SLE 6.23 (-0.9); Sachiko Masumi JPN 6.23 (0.5); Jana Veldáková SVK 6.16 (-0.9); Sirikka-Liisa Kivine EST 6.10 (-1.0); Nina Kolaric SLO 6.00 (-0.5)

Group B qualifiers: Reese 6.78 (0.0); Kucherenko 6.68 (0.0); Mey 6.67 (-0.5); Costa 6.66 (-0.5); Balta 6.59 (0.5); Lebedeva DQ (ADr10.8) (6.76) (0.1);

Non-qualifiers: Jovane Jarrett JAM 6.43 (1.3); Viktoriya Rybalko UKR 6.40 (-0.6); Éloïse Lesueur FRA 6.40 (0.4); Nataliya Dobrynska UKR 6.38 (-0.7); Yariagnis Argüelles CUB 6.32 (-0.8); Melanie Bauschke GER 6.32 (-0.7); Margrethe Renstrøm NOR 6.31 (-0.1); Marestella Torres PHI 6.22 (-0.7); Janice Josephs RSA 6.22 (-0.1); Beatrice Marschke GER 6.19 (-0.7); Alice Falaiye CAN 6.09 (-0.9); Patricia Sylvester GRN 5.92 (0.3)

X

Daegu 2011

Final (Aug 28)

1,	Brittney Reese	USA	6.82	(0.1)
2,	Ineta Radėviča	LAT	6.76	(-0.3)
3,	Nastassia Mironchyk-Ivanova	BLR	6.74	(0.2)
4,	Carolina Klüft	SWE	6.56	(0.4)
5,	Janay DeLoach	USA	6.56	(0.3)
6,	Darya Klishina	RUS	6.50	(0.1)
7,	Karin Melis Mey	TUR	6.44	(0.4)
8,	Mayookha Johny	IND	6.37	(-0.3)

9, Naide Gomes POR 6.26 (-0.2); 10, Maurren Higa Maggi BRA 6.17 (0.6); Funmi Jimoh USA NM; (2,) Olga Kucherenko RUS DQ (ADr10.1) (6.77) (0.0)

Rightful finalist: Olga Zaytseva RUS

Series	1	2	3	4	5	6
Reese	6.82	x	x	x	x	x
Radėviča	6.61	6.63	6.66	6.61	x	6.76
M-Ivanova	x	6.71	6.74	x	x	x
Klüft	x	6.44	6.56	x	6.37	x

	1	2	3	4	5	6
DeLoach	6.32	6.39	x	x	6.32	6.56
Klishina	6.39	6.30	6.49	x	6.50	6.33
Mey	x	6.44	x	x	6.44	6.19
Johny	6.37	6.31	6.26			
[Kucherenko	6.48	6.56	6.65	6.77	x	6.77]

The qualifying round was led by Olympic Champion Maggi at 6.86. That turned out to be longer than the winning jump in the final, where the Brazilian could only reach 6.17 for 11th. Reese jumped 6.82 (or 6.90 from take-off) in the first round, and only Kucherenko, with two jumps at 6.77, could get close to the American.

Reese therefore retained her title with the shortest winning distance in World Championship history. The longest jump of the day was probably by fourth-placer Mironchuk-Ivanova, who cleared an official 6.74 in the third, but the jump was (correctly) measured to where the Belarusian's ponytail had hit the sand, some 10-15cm behind the mark made by her heels. Ahead of her was Raděviča, who only moved into a medal place with her last round 6.74.

The overall standard was poor, with Kucherenko leaping the same distance for silver as she had when placing fifth in Berlin. The picture got even dimmer when it was revealed that a re-test of the Russian's doping sample showed the presence of a prohibited substance. She was banned for two years and all results since Daegu 2011 were scratched, including a further fifth place two years later in Moscow.

Qualifying round (6.75 or top 12 to final) (Aug 27)

Group A qualifiers: Reese 6.79 (-0.3); Gomes 6.76 (0.2); Klüft 6.60 (0.5); DeLoach 6.51 (-0.1); Kucherenko DQ (ADr10.1) (6.67) (0.3)

Non-qualifiers: Bianca Kappler GER 6.48 (0.5); Viktoriya Rybalko UKR 6.45 (0.2); Veronika Shutkova BLR 6.45 (0.1); Bianca Stuart BAH 6.44 (0.6); Marestella Torres PHI 6.31 (0.4); Teresa Dobija POL 6.30 (-0.2); Lauma Grīva LAT 6.27 (0.2); Keila Costa BRA 6.26 (-0.3); Yuliya Tarasova UZB 6.26 (0.4); Jovane Jarrett JAM 6.19 (0.3); Ola Sesay SLE 5.94 (0.3); Inas Mohamed Gherib EGY 5.48 (0.2)

Group B qualifiers: Maggi 6.86 (-0.1); Mironchuk-Ivanova 6.80 (0.3); Klishina 6.77 (0.0); Jimoh 6.68 (-0.4); Raděviča 6.59 (0.4); Johny 6.53 (-0.4); Mey 6.52 (-0.2);

Non-qualifiers: Olga Zaytseva RUS 6.50 (0.1); Blessing Okagbare NGR 6.36 (0.3); Irène Pusterla SUI 6.34 (0.5); Shara Proctor GBR 6.34 (-0.4); Éloyse Lesueur FRA 6.22 (0.4); Nina Kolaric SLO 6.19 (-0.3); Jung Soon-Ok KOR 6.18 (-0.4); Chantel Malone IVB 6.12 (-0.4); Sosthene Taroum Moguenara GER 6.02 (-0.8); Tori Polk USA 5.66 (-0.3); Concepción Montaner ESP NM

✕ Moscow 2013

Final (Aug 11)

1, Brittney Reese	USA	7.01	(0.2)
2, Blessing Okagbare	NGR	6.99	(0.2)
3, Ivana Španović	SRB	6.82	(0.1)
4, Volha Sudareva	BLR	6.82	(-0.1)
5, Shara Proctor	GBR	6.79	(0.4)
6, Darya Klishina	RUS	6.76	(-0.1)
7, Tori Polk	USA	6.73	(0.2)
8, Yelena Sokolova	RUS	6.65	(0.2)

9, Erica Jarde SWE 6.47 (0.3); 10, Janay DeLoach Soukup USA 6.44 (0.1); 11, Sosthene Moguenara GER 6.42 (0.3); (5), Olga Kucherenko RUS DQ (ADr10.8) (6.81) (0.1)

Rightful finalist: Funmi Jimoh USA

Series	1	2	3	4	5	6
Reese	6.50	7.01	x	x	6.95	x
Okagbare	6.89	6.58	6.68	6.80	6.99	6.96
Španović	6.70	6.64	6.67	x	6.82	6.61
Suhareva	6.66	6.82	6.49	6.45	6.64	6.50
Proctor	x	6.79	6.60	6.56	6.66	6.69
Klishina	x	6.76	x	6.70	6.69	6.70
Polk	6.65	6.56	6.39	6.73	6.41	x
Sokolova	x	6.65	x			
[Kucherenko	6.56	6.67	6.67	6.81	6.68	6.72]

Defending and two-time champion Reese barely made it to the final having placed eighth in her group and 12th overall. The American only advanced on countback because she jumped 6.57 twice whereas Jimoh did so once.

Reese clicked in the final with an accurate 7.01 in the second round. Only Okagbare was able to get close, and her fifth round jump

would have won had she been as efficient as Reese on the board. She jumped 6.99, but it was measured at 7.13 from where she took off, as compared to 7.016 by Reese. The American's win gave her an unprecedented sequence of six consecutive global titles indoors and out since 2009. Španović was third on countback from Sudareva, each with 6.82. The Belarusian actually had the longer single distance from take-off, 6.914 to 6.843.

Qualifying round (6.75 & top 12 to final) (Aug 10)

Group A qualifiers: Proctor 6.85 (-0.1); Okagbare 6.83 (0.2); Polk 6.75 (0.1); Sokolova 6.70 (0.1); Španović 6.63 (-0.1); Jarde 6.59 (0.4); Reese 6.57 (-0.2); Kucherenko DQ (ADr10.8) (6.59) (0.1)

Non-qualifiers: Lauma Grīva LAT 6.50 (0.3); Lena Malkus GER 6.49 (-0.2); Jana Veld'áková SVK 6.48 (0.2); Chantel Malone IVB 6.40 (0.0); Maryna Bekh UKR 6.31 (-0.1); Jana Korešová CZE 6.18 (-0.1); Lynique Prinsloo RSA 6.17(-0.2)

Group B qualifiers: Sudareva 6.71 (0.1); Klishina 6.70 (0.2); Moguenara 6.63 (0.3); DeLoach Soukup 6.58 (0.5)

Non-qualifiers: Funmi Jimoh USA 6.57 (0.3); Anna Kornuta UKR 6.53 (0.2); Lyudmila Kolchanova RUS 6.53 (-0.1); Malaika Mhambo GER 6.49 (-0.1); Christabel Nettey CAN 6.47 (0.1); Éloyse Lesueur FRA 6.39 (0.0); Arantxa King BER 6.36 (0.1); Bianca Stuart BAH 6.35 (0.3); Daria Derkach ITA 6.16 (0.6); Macarena Reyes CHI 5.93 (0.2); Lorraine Ugen GBR & Francine Simpson JAM NM

Beijing 2015

Final (Aug 28)

1, Tianna Bartoletta	USA	7.14	(1.2)
2, Shara Proctor	GBR	7.07	(0.4)
3, Ivana Španović	SRB	7.01	(0.8)
4, Christabel Nettey	CAN	6.95	(0.9)
5, Lorraine Ugen	GBR	6.85	(0.7)
6, Malaika Mhambo	GER	6.79	(0.3)
7, Khaddi Sagnia	SWE	6.78	(1.3)
8, Janay DeLoach	USA	6.67	(0.6)

9, Nastassia Mironchuk-Ivanova BLR 6.66 (0.6); 10, Darya Klishina RUS 6.65 (1.2); 11, Katarina Johnson-Thompson GBR 6.63 (0.6); 12, Erica Jarde SWE 6.48 (0.4)

Series	1	2	3	4	5	6
Bartoletta	x	6.95	6.87	6.62	6.94	7.14
Proctor	x	6.87	7.07	7.01	x	x
Španović	7.01	x	x	6.86	6.98	7.01
Nettey	6.95	6.85	x	6.69	6.84	x
Ugen	x	6.85	6.73	x	x	x
Mhambo	x	6.79	x	x	6.60	-
Sagnia	x	6.67	6.56	6.40	6.78	5.05
DeLoach	6.67	x	6.64	6.53	x	x

Bartoletta's jump of 7.12 at the US Championships marked her as the favourite, and after a foul in the final she moved into contention with 6.95 behind the opening 7.01 of Španović. In round three the lead was taken by Proctor, an Anguillan who had transferred to Britain in 2010. She set a UK record of 7.07 (7.17 from take-off), backing it up with 7.01 in round four. Bartoletta, now third with the same distance as Nettey, then used her 10.85 100m speed in the last round. She took off with 2cm to spare to land at a winning 7.14, a lifetime best.

Španović showed fine competitive spark in equaling her national record from round 1 with her last jump, but the day belonged to Bartoletta. Under her maiden name of Madison she had won 10 years earlier in Helsinki. No-one previously had waited longer than six years to win a second individual world title.

Qualifying round (6.75 or top 12 to final) (Aug 27)

Group A qualifiers: Španović 6.91 (0.7); Johnson-Thompson 6.79 (0.2); Bartoletta 6.71 (0.5); Klishina 6.71 (1.5); Jarde 6.70 (0.4)

Non-qualifiers: Volha Sudareva BLR 6.65 (0.4); Brooke Stratton AUS 6.64 (0.5); Jana Veld'áková SVK 6.56 (0.3); Krystyna Hryshutyna UKR 6.53 (0.4); Jasmine Todd USA 6.52 (-0.1); Aiga Grabuste LAT 6.48 (-0.1); Yelena Sokolova RUS 6.44 (0.0); Sosthene Moguenara GER 6.23 (-0.2); Paola Mautino PER 6.15 (0.9); Eliane Martins BRA, María del Mar Jover ESP & Florentina Marincu ROU NM

Group B qualifiers: Ugen 6.87 (0.1); Mhambo 6.84 (0.2); Nettey 6.79 (-0.1); Mironchuk-Ivanova 6.76 (0.1); Sagnia 6.71 (-0.2); Proctor 6.68 (0.5); DeLoach 6.68 (-0.3)

Non-qualifiers: Alina Rotaru ROU 6.58 (0.1); Yuliya Pidluzhnaya RUS 6.57 (-0.2); Chantel Malone IVB 6.46 (0.1); Lena Malkus GER 6.46 (0.3); Brittney Reese USA 6.39 (1.1); Bianca Stuart BAH 6.34 (0.3); Keila Costa BRA 6.32 (0.2); Tânia da Silva BRA 6.18 (0.1); Lu Minjia CHN 6.01 (-0.2); Claudia Guri AND 5.59 (0.2)

London 2017

Final (Aug 11)

1,	Brittney Reese	USA	7.02	(0.1)
2,	Darya Klishina	ANA/RUS	7.00	(-0.3)
3,	Tianna Bartoletta	USA	6.97	(-0.2)
4,	Ivana Španović	SRB	6.96	(0.1)
5,	Lorraine Ugen	GBR	6.72	(0.5)
6,	Brooke Stratton	AUS	6.67	(-0.9)
7,	Chantel Malone	IVB	6.57	(-0.1)
8,	Blessing Okagbare	NGR	6.55	(0.2)
9,	Lauma Grīva	LAT	6.54	(1.0);
10,	Claudia Salman-Rath	GER	6.54	(0.8);
11,	Eliane Martins	BRA	6.52	(1.2);
12,	Alina Rotaru	ROU	6.46	(-0.3)

Series	1	2	3	4	5	6
Reese	6.75	x	7.02	x	x	x
Klishina	6.78	6.88	x	6.91	7.00	6.83
Bartoletta	6.56	6.60	x	6.64	6.88	6.97
Španović	x	6.96	6.77	x	x	6.91
Ugen	x	x	6.72	x	x	6.40
Stratton	6.27	6.54	6.67	6.55	6.67	6.64
Malone	6.52	6.44	6.57	x	x	6.52
Okagbare	6.40	6.55	6.47	6.49	x	6.31

Klishina started best in the final, with 6.78. That was supplanted by Španović, who, in only her third outdoor competition of the year, reached 6.96 in round two. The 'neutral' Klishina responded with 6.88, and these two were then overtaken by Reese, who improved from 6.75 to 7.02 in the third. Klishina, a fashion model based in Florida, continued to jump well, reaching 6.91 in the fourth, and then 7.00 with her next jump, her best outdoors for six years.

The final round saw Bartoletta move into a medal position with 6.97. Then Španović apparently reached at least 7.00 on her last jump, but her back bib made a mark in the sand at 6.91. World Athletics Rule 143.7 has since been changed so that no jump athlete need wear a back bib. Reese dedicated her seventh world title (four out, three in) to her late grandfather who had died two weeks earlier.

Biomechanical analysis showed that Bartoletta had the fastest last three steps (9.49 m/s, then 9.51 and 9.20). She then lost more speed on take-off (1.48 m/s) in comparison with the other two medallists. Her gap to the board plane was a reasonable 7cm, but if you add that to the distance she cleared from the board (6.97m), she had the longest leap of the final. In the qualifying rounds, it was most unusual that no one reached the automatic qualifying mark of 6.70.

Qualifying round (6.75 or top 12 to final) (Aug 9)

Group A qualifiers: Klishina 6.66 (-0.5); Bartoletta 6.64 (-0.8); Španović 6.62 (-0.8); Grīva 6.58 (0.7); Salman-Rath 6.52 (-1.9); Malone 6.52 (-0.7); Rotaru 6.50 (-0.4)

Non-qualifiers: Shara Proctor GBR 6.45 (-0.9); Quanesha Burks USA 6.44 (-0.6); Ese Brume NGR 6.38 (0.6); Maryna Bekh UKR 6.36 (-0.4); Jazmin Sawyers GBR 6.34 (-0.9); Naa Anang AUS 6.27 (-1.1); Ksenija Balta EST 6.15 (-0.9); Rellie Kaputin PNG 5.59 (-0.7)

Group B qualifiers: Ugen 6.63 (0.8); Okagbare 6.51 (-0.5); Reese 6.50 (1.2); Stratton 6.46 (-0.1); Martins 6.46 (1.0)

Non-qualifiers: Nektaria Panagi CYP 6.43 (-); Khaddi Sagnia SWE 6.42 (0.9); Christabel Netty CAN 6.36 (0.2); Sha'Keela Saunders USA 6.32 (-0.4); Alexandra Wester GER 6.27 (1.1); Laura Strati ITA 6.21 (0.9); Háido Alexouli GRE 5.94 (-0.4); Angela Moroşanu ROU 5.92 (1.2); Bianca Stuart BAH 5.91 (-0.2); Jessamy Saucedo MEX 5.61 (-0.3)

Doha 2019

Final (Oct 6)

1,	Malaika Mihambo	GER	7.30	(-0.8)
2,	Maryna Bekh-Romanchuk	UKR	6.92	(0.3)
3,	Ese Brume	NGR	6.91	(0.2)
4,	Tori Bowie	USA	6.81	(-0.4)
5,	Nastassia Mironchik-Ivanova	BLR	6.76	(0.5)
6,	Alina Rotaru	ROU	6.71	(-0.4)
7,	Abigail Irozuru	GBR	6.64	(0.1)
8,	Chanice Porter	JAM	6.56	(0.0)
9,	Sha'Keela Saunders	USA	6.54	(0.2);
10,	Brooke Stratton	AUS	6.46	(0.1);
11,	Shara Proctor	GBR	6.43	(-0.1);
12,	Anasztázia Nguyen	HUN	6.26	(-0.1)

Series	1	2	3	4	5	6
Mihambo	6.52	x	7.30	-	7.09	7.16
Bekh-Romanchuk	6.81	x	6.77	x	6.92	6.72

	1	2	3	4	5	6
Brume	6.83	6.91	6.90	6.87	6.84	6.45
Bowie	6.61	6.49	x	6.81	6.65	6.57
Mironchik-Ivanova	6.53	x	6.76	6.70	6.55	6.71
Rotaru	6.59	6.66	6.67	x	6.71	x
Irozuru	6.64	x	6.59	6.59	6.60	x
Porter	6.30	6.44	6.56	6.44	6.241	6.47

It was the end of a World Championship era when the four-time champion Reese was eliminated in qualifying, missing the final by one centimetre. In front of all others at that stage was the favourite Mihambo, unbeaten outdoors in 2019 with a world lead of 7.16 at the German nationals.

The German started with only 6.52, taking off 59.7cm early. Next, she landed at around 7m but fouled by 11.3cm. Before her third attempt she was in seventh place with four more to jump. It was a vulnerable position, but not for long. This time Mihambo took off 8cm before the threshold and landed 7.30 after it. It was the highest-scoring women's performance at Doha 2019, according to the World Athletics Rankings tables.

Brume had started well with 6.83 and then 6.91. She held the silver medal until Bekh-Romanchuk reached 6.92 in the fifth. Mihambo finished in style with two more 7m+ efforts. She had the superior approach and jump speed throughout, quicker even than the former World 100m Champion Bowie, who moved into fourth in round four.

Qualifying round (6.75 or top 12 to final) (Oct 5)

Group A qualifiers: Brume 6.89 (-0.2); Bowie 6.77 (-0.4); Rotaru 6.72 (0.1); Proctor 6.63 (-0.1); Stratton 6.58 (0.6); Porter 6.57 (-0.3); Nguyen 6.54 (0.0)

Non-qualifiers: Brittney Reese USA 6.52 (0.6); Eliane Martins BRA 6.50 (0.2); Yanis David FRA 6.46 (0.5); Éloïse Lesueur-Aymonin FRA 6.46 (0.0); Chantel Malone IVB 6.45 (0.2); Adriana Rodríguez CUB 6.39 (0.1); Taika Koilahti FIN 6.35 (0.3); Nektaria Panagi CYP 6.21 (0.2); Laura Strati ITA 6.05 (0.3)

Group B qualifiers: Mihambo 6.98 (0.5); Bekh-Romanchuk 6.74 (-0.3); Irozuru 6.70 (0.4); Mironchik-Ivanova 6.69 (-0.2); Saunders 6.53 (0.6)

Non-qualifiers: Jasmine Todd USA 6.51 (0.0); Tissanna Hickling JAM 6.49 (0.6); Tilde Johansson SWE 6.48 (0.5); Hilary Kpatcha FRA 6.47 (0.3); Jazmin Sawyers GBR 6.46 (-0.2); Petra Beáta Farkas HUN 6.44 (1.0); Yelena Sokolova ANA/RUS 6.43 (1.0); Maria Natalia Londa INA 6.36 (0.3); Tania Vicenzino ITA 6.23 (-0.1); Florentina Costina Iusco ROU 6.22 (0.6)

LONG JUMP

Multiple Medallists:

4	Heike Daute/Drechsler	GDR/GER	83-1, 87-3, 91-2, 93-1
	Fiona May	ITA	95-1, 97-3, 99-2, 01-1
	Brittney Reese	USA	09-1, 11-1, 13-1, 17-1
3	Niurka Montalvo	CUB/ESP	95-2, 99-1, 01-3
	Tatyana Kotova	RUS	01-2, 03-2, 07-3
	Tianna Madison/Bartoletta	USA	05-1, 15-1, 17-3
2	Jackie Joyner-Kersey	USA	87-1, 91-1
	Larysa Berezhnaya	URS/UKR	91-3, 93-2
	Eunice Barber	FRA	03-1, 05-2
	Ivana Španović	SRB	13-3, 15-3

Most Finals:

6	Daute/Drechsler	83-1, 87-3, 91-2, 93-1, 95-9, 97-4
---	-----------------	------------------------------------

Most Appearances:

9	Jackie Edwards	BAH	91-10, 93-18Q, 95-nm, 97-24Q, 99-28Q, 01-16Q, 03-19Q, 05-8, 07-27Q
---	----------------	-----	--

National Placings:

	1	2	3	4	5	6	7	8	Points
USA	8	-	3	1	2	3	2	4	112
RUS	2	4	2	3	3	2	-	2	91
GER	3	1	1	2	2	2	1	-	63
GBR	-	1	-	1	5	-	2	-	36
ITA	2	1	1	-	1	-	-	-	33
URS	-	1	1	2	1	1	-	1	31
UKR	-	2	-	1	-	-	1	1	22
SRB	-	-	2	1	-	-	-	-	17
FRA	1	1	-	-	-	-	-	-	15
BLR	-	-	1	1	1	-	-	-	15
ESP	1	-	1	-	-	-	-	-	14
NGR	-	1	1	-	-	-	-	1	14
CUB	-	1	1	-	-	-	-	-	13
ROU	-	1	-	-	-	2	-	-	13
IND	-	-	1	1	-	-	-	1	12
LAT	-	1	-	-	1	-	-	-	11
POR	-	-	1	1	-	-	-	-	11
HUN	-	-	-	1	-	2	-	-	11
BRA	-	-	-	-	-	2	2	1	11

Women's Long Jump, continued									
National Placings:									
	1	2	3	4	5	6	7	8	Points
GRE	-	1	-	-	-	1	-	-	10
TUR	-	1	-	-	-	-	1	-	9
AUS	-	-	-	-	-	1	2	2	9
SWE	-	-	-	1	-	-	1	1	8
DEN	-	-	1	-	-	-	-	-	6
CAN	-	-	-	1	-	-	-	-	5
AUT	-	-	-	-	-	1	1	-	5
AIA	-	-	-	-	1	-	-	-	4
POL	-	-	-	-	-	-	1	1	3
EST	-	-	-	-	-	-	1	-	2
IVB	-	-	-	-	-	-	1	-	2
TCH	-	-	-	-	-	-	1	-	2
BAH	-	-	-	-	-	-	-	1	1
JAM	-	-	-	-	-	-	-	1	1
Totals	17	17	17	17	17	17	17	17	612

Triple Jump

Stuttgart 1993

Final (Aug 21)

1, Anna Biryukova	RUS	15.09 _{WR}	(0.5)
2, Iolanda Chen	RUS	14.70	(0.1)
3, Iva Prandzheva	BUL	14.23	(-0.2)
4, Niurka Montalvo	CUB	14.22	(0.2)
5, Helga Radtke	GER	14.19	(0.1)
6, Antonella Capriotti	ITA	14.18	(-0.1)
7, Šárka Kašpárková	TCH	14.16	(0.1)
8, Urszula Włodarczyk	POL	13.80	(0.8)
9, Michelle Griffith GBR 13.69 (0.1); 10, Jeļena Blazevica LAT 13.57 (0.0); 11, Ljūdmila Ninova AUT 13.30 (0.7); 12, Monica Toth ROU 12.87 (-0.6); Inna Lasovskaya RUS NM			

Series	1	2	3	4	5	6
Biryukova	14.62	14.77	x	14.54	15.09	x
Chen	x	13.78	x	x	14.48	14.70
Prandzheva	14.05	x	13.65	14.07	x	14.23
Montalvo	13.63	13.81	13.76	13.67	14.22	14.18
Radtke	x	13.86	x	14.01	13.77	14.19
Capriotti	14.07	14.05	14.01	14.02	14.18	13.79
Kašpárková	x	13.84	x	14.09	x	14.16
Włodarczyk	13.80	13.34	13.65	13.71	13.58	13.66

The inaugural title was won by a woman in her first season in this event who had failed to reach the Stuttgart long jump final. Biryukova started in style with 14.62, and improved to a personal best of 14.77 in round 2. Conversely, the world record holder Chen only just managed to qualify for her last three jumps.

By the start of the fifth round, Biryukova had a lead of 68cm from Kašpárková, who was about to plummet five places. The Russian increased her advantage with the first ever 15m triple jump – a world record of 15.09. The three phases of the jump were measured at 5.57, 4.47 and 5.05.

Qualifying round (13.75 or top 12 to final) (Aug 20)

Group A qualifiers: Radtke 14.14 (0.5); Chen 14.09 (-0.8); Kašpárková 13.98 (-0.8); Montalvo 13.68 (-0.2); Ninova 13.60 (0.8); Griffith 13.48 (0.2); Włodarczyk 13.43 (-0.3); Blazevica 13.43 (0.6)

Non-qualifiers: Concepción Paredes ESP 13.38 (-0.2); Sheila Hudson USA 13.29(-0.2); Petra Laux GER 13.22 (0.5); Marika Salminen FIN 12.69 (-0.2); Graciela Acosta URU 11.80 (-0.3); Ildikó Fekete HUN NM; Sylvie Kabore BUR DNS

Group B qualifiers: Lasovskaya 14.05 (-0.8); Biryukova 13.85 (-0.5); Prandzheva 13.78 (-0.2); Capriotti 13.52 (-0.1); Toth 13.48 (0.4)

Non-qualifiers: Rachel Kirby GBR 13.33 (-0.1); Zhanna Gureyeva BLR 13.30 (0.5); Caroline Honore FRA 13.09 (-1.1); Renata Nielsen DEN 12.96 (-0.2); Cynthia Rhodes USA 12.90 (0.5); Althea Moses BIZ 12.17 (0.1); Andrea Avila ARG NM; Ermelinda Shehu ALB NM; Anja Vokuhl GER NM; Agnieszka Stanczyk POL DNS

Gothenburg 1995

Final (Aug 10)

1, Inessa Kravets	UKR	15.50 _{WR}	(0.9)
2, Iva Prandzheva	BUL	15.18	(0.3)
3, Anna Biryukova	RUS	15.08	(1.4)
4, Inna Lasovskaya	RUS	14.90	(1.2)
5, Rodica Petrescu	ROU	14.82 _w	(2.5)

6, Ren Ruiping	CHN	14.25	(1.7)
7, Zhanna Gureyeva	BLR	14.22	(0.8)
8, Barbara Lah	ITA	14.18 _w	(2.3)

Legal bests:

Petrescu	14.56	(0.6)
Lah	14.02	(0.7)

9, Jeļena Blazevica LAT 14.09 (0.2); 10, Yelena Govorova UKR 14.07 (0.5); 11, Iolanda Chen RUS 14.05 (1.9); 12, Michelle Griffith GBR 13.59 (1.5)

Series	1	2	3	4	5	6
Kravets	x	x	15.50	x	-	14.55
Prandzheva	14.28	14.76	14.48	14.65	15.18	15.00
Biryukova	x	14.85	15.08	x	14.66	x
Lasovskaya	x	x	14.52	14.85	x	14.90
Petrescu	14.44	14.56	x	14.82 _w	14.39 _w	14.64 _w
Ren	14.09	13.87	14.25	x	12.31	13.45
Gureyeva	14.22	13.97	x	x	x	13.80
Lah	14.02	x	14.18 _w	x	x	x

Three days after Jonathan Edwards's exploits there was another barrier-breaking world triple jump record in Gothenburg. Kravets added a phenomenal 41 centimetres to the previous record and became the first woman to triple jump more than 50 feet.

A world record attempt should have been the last thing on Kravets's mind. The Ukrainian was in trouble after fouling her first two jumps in the final. The reason for this, she explained afterwards, was that she found the runway so fast that she had increased the length of her usual runup. She also revealed that a photo of Edwards had provided her with inspiration before her crucial third jump. Instead of a "safe" jump, Kravets bounded to a world record of 15.50! It gave her the lead by 65 centimetres.

There had only been one legal 15-metre jump outdoors before the Gothenburg final. Afterwards there were five, because besides Kravets, defending champion Biryukova reached 15.08 in round 3. She was overtaken by Prandzheva, who went out to 15.18 in the fifth and 15.00 in the sixth. Kravets had a long foul in the fourth round and cleared 14.55 with her only other valid effort.

Qualifying round (14.05 or top 12 to final) (Aug 8)

Group A qualifiers: Chen 14.56_w (2.9); Prandzheva 14.46 (0.7); Gureyeva 14.41_w (2.5) & 13.95 (1.3); Lasovskaya 14.38 (1.4); Lah 14.17 (1.6); Govorova 14.05 (1.3)

Non-qualifiers: Šárka Kašpárková CZE 13.94 (0.2); Valérie Guiyoule FRA 13.92 (0.6); Diana Orrange USA 13.71 (1.4); Ashia Hansen GBR 13.61 (1.5); Monica Toth ROU 13.52 (0.9); Wu Lingmei CHN 13.43 (-0.3); Andrea Avila ARG 13.41_w (2.8) & 12.92 (0.4); Kaisa Gustafsson FIN 13.18 (1.3); Nicola Marial GUY 12.95 (1.9); Elisa Pérez DOM 12.02 (0.1)

Group B qualifiers: Kravets 14.44_w (2.4); Biryukova 14.38 (1.1); Blazevica 14.29 (1.9); Ren 14.17_w (2.3); Petrescu 14.06_w (3.5); Griffith 14.03 (1.1)

Non-qualifiers: Ramona Molzan GER 13.90_w (2.2) & 13.43 (-0.1); Sheila Hudson USA 13.80 (1.3); Virge Naeris EST 13.76 (0.9); Concepción Paredes ESP 13.75 (1.2); Cynthia Rhodes USA 13.68 (0.9); Caroline Honoré FRA 13.41 (0.0); Betty Lise FRA 13.35 (0.5); Sonya Agbessi BEN 12.02 (1.9); Niurka Montalvo CUB 11.40 (1.1); Althea Moses BIZ NM

Athens 1997

Final (Aug 4)

1, Šárka Kašpárková	CZE	15.20	(0.0)
2, Rodica Mateescu	ROU	15.16	(0.1)
3, Yelena Govorova	UKR	14.67	(0.7)
4, Olga Vasdhéki	GRE	14.62	(-0.9)
5, Ashia Hansen	GBR	14.49	(0.9)
6, Tereza Marinova	BUL	14.34	(0.9)
7, Jeļena Blazevica	LAT	14.06	(-1.1)
8, Betty Lise	FRA	14.03	(0.2)

9, Gundega Spröge LAT 13.98 (-0.8); 10, Petra Lobinger GER 13.86 (-1.4); 11, Cynthia Rhodes USA 13.79 (-0.4); 12, Zhanna Gureyeva BLR 13.59 (0.7)

Series	1	2	3	4	5	6
Kašpárková	14.86	14.65	15.01	x	15.20	14.83
Mateescu	15.16	x	14.90	14.38	14.84	12.21
Govorova	14.59	14.50	x	14.58	14.67	x
Vasdhéki	14.39	14.36	14.26	14.46	14.62	14.60
Hansen	13.99	14.36	x	14.41	14.21	14.49
Marinova	14.34	13.78	x	14.10	14.09	12.54
Blazevica	x	14.06	13.88	13.78	x	x
Lise	13.49	14.02	x	x	14.03	13.77

Despite the absence from Athens through injury of world record holder Kravets and 1997 world indoor champion Lasovskaya, and the dreadful injury sustained by 1993 world champion Biryukova in the qualifying contest (she ruptured a patella tendon), the final proved to be a thriller of the highest class.

Mateescu opened with a Romanian record of 15.16 for third place on the world all-time list but her Czech opponent, Kašpárková (formerly a 1.95 high jumper), was also in inspired form and set a national record of 15.01 in the third round prior to bounding out to 15.20 with her penultimate jump. That was a distance only Kravets had ever bettered. A Greek record of 14.62 briefly held third place for Vasdhéki until, later in the fifth round, Govorova cleared 5cm further.

British hope Hansen, suffering from a back injury after the first round, filled fifth place at 14.49; her 14.77 in leading the qualifiers would have won the bronze medal.

Qualifying Round (14.25 of top 12 to final) (Aug 2)

Group A qualifiers: Hansen 14.77 (0.2); Lise 14.50 (-0.1); Vasdhéki 14.49 (0.3); Kašpárková 14.44 (0.1); Govorova 14.39 (0.0); Gureyeva 14.35 (0.3); Blazevica 14.35 (1.1); Rhodes 14.25 (1.0)

Non-qualifiers: Yelena Donkina RUS 14.07 (1.0); Natalya Kayukova RUS 14.06 (1.1); Ren Ruiping CHN 14.06 (0.3); Heli Koivula FIN 13.85w (2.3); Suzette Lee JAM 13.82 (0.3); Zlatka Radukanova BUL 13.52 (-0.3); Jackie Edwards BAH 13.39 (-0.4); Anja Valant SLO 13.36 (0.6); Antonella Capriotti ITA 13.32 (0.0); Marija Martinović YUG 13.30 (0.3); Cristina Nicolau ROU 13.25 (-1.0); Shonda Swift USA NM; Oksana Zelinskaya KAZ DQ (AdR10.1) (13.39/1.8)

Group B qualifiers: Mateescu 14.57 (0.7); Marinova 14.28w (2.1) & 13.99 (0.1); Sproge 14.22 (-0.8); Lobinger 14.17 (1.2)

Non-qualifiers: Yamilé Aldama CUB 14.09 (0.0); Galina Cistjaková SVK 14.02 (0.2); Yelena Khlusovich UKR 13.87 (0.3); Maria de Souza BRA 13.75 (-0.5); Yelena Stakhova BLR 13.71 (1.7); Barbara Lah ITA 13.70 (0.1); Dorthe Jensen DEN 13.69 (0.6); Michelle Griffith GBR 13.67 (0.5); Niambi Dennis USA 13.51 (0.3); Andrea Avila ARG 13.45 (1.1); Trecia Smith JAM 13.34 (-0.3); Maria Fleischmann GUA 12.18 (-0.2); Valérie Guiyoule FRA 11.37 (-0.4); Anna Biryukova RUS & Cristina Moruja POR NM

Seville 1999

Final (Aug 24)

1,	Paraskeví Tsiamíta	GRE	14.88	(0.2)			
2,	Yamilé Aldama	CUB	14.61	(-0.4)			
3,	Olga Vasdhéki	GRE	14.61	(0.2)			
4,	Tatyana Lebedyeva	RUS	14.55	(0.7)			
5,	Iva Prandzheva	BUL	14.54	(0.0)			
6,	Šárka Kašpárková	CZE	14.54	(1.2)			
7,	Yelena Govorova	UKR	14.47	(-0.3)			
8,	Cristina Nicolau	ROU	14.38	(0.4)			
9,	Oksana Rogova RUS 14.16 (-0.1);	10,	Baya Rahouli ALG 14.00 (0.7);	11,	Adelina Gavrilă ROU 13.87 (-0.2);	12,	Ashia Hansen GBR 13.39 (-0.4)

Series	1	2	3	4	5	6
Tsiamíta	14.88	x	14.59	x	14.35	x
Aldama	14.34	14.61	12.87	14.32	14.21	12.73
Vasdhéki	x	x	14.20	14.33	14.61	x
Lebedyeva	14.01	14.40	14.55	14.49	x	14.47
Prandzheva	x	14.54	14.32	14.18	x	14.36
Kašpárková	14.54	14.33	14.23	14.34	14.08	14.25
Govorova	x	14.30	14.47	13.94	x	14.03
Nicolau	14.38	12.66	13.96	13.51	x	14.33

Few athletes have risen quite so fast from obscurity to world champion as Tsiamíta. In 1998 she improved drastically from a best of 13.27 to 14.23, placing ninth in the European Championships. Prior to Seville in 1999 she progressed to 14.94.

In the qualifying round the 27 year-old Greek, powerful but technically ragged, jumped fully 60cm more than anyone else with a national record of 15.07, and she confirmed her supremacy in the final. She opened with 14.88 and that was that. Nobody else could jump further than 14.61. Lebedyeva, who had shared top place on the world year list beforehand, was in tears afterwards as she placed fourth behind Aldama and Vasdhéki, the Cuban winning silver ahead of the other Greek on countback. Also distraught was World Indoor Champion Hansen, who followed two fouls with a despairing effort from a vast distance behind the board. An even sadder sight was world record holder Kravets, 22nd out of 25 in the qualifying with a dismal 13.49.

Qualifying round (14.20 or top 12 to final) (Aug 22)

Group A qualifiers: Tsiamíta 15.07 (-0.6); Prandzheva 14.39 (-0.2); Rogova 14.30 (0.0); Aldama 14.29 (-0.1); Gavrilă 14.20 (0.5)

Non-qualifiers: Françoise Mbango CMR 14.12 (0.1); Eva Dolezalová CZE 14.11 (-0.1); Ren Ruiping CHN 13.90 (0.1); Natalya Safronova BLR 13.89 (-0.5); Stacey Bowers USA 13.58 (-0.3); Inessa Kravets UKR 13.49 (-0.3); Anja Valant SLO 13.06 (-0.3)

Group B qualifiers: Nicolau 14.47 (0.7); Rahouli 14.30 (-0.4); Hansen 14.28 (1.0); Vasdhéki 14.27 (0.0); Lebedyeva 14.26 (-0.2); Kašpárková 14.22 (-0.2); Govorova 14.21 (0.0)

Non-qualifiers: Miao Chunqing CHN 13.92 (-0.5); Kéné Ndoye SEN 13.90 (1.3); Viktoriya Brigadnaya TKM 13.84 (0.0); Wu Lingmei CHN 13.83 (-0.2); Heli Koivula FIN 13.33 (-0.1); Concepción Paredes ESP NM

Edmonton 2001

Final (Aug 10)

1,	Tatyana Lebedeva	RUS	15.25	(-0.8)			
2,	Françoise Mbango	CMR	14.60	(-0.6)			
3,	Tereza Marinova	BUL	14.58	(-1.3)			
4,	Magdelín Martínez	ITA	14.52	(0.9)			
5,	Heli Koivula	FIN	14.28	(0.2)			
6,	Cristina Nicolau	ROU	14.17	(-1.1)			
7,	Ashia Hansen	GBR	14.10	(-0.6)			
8,	Trecia Smith	JAM	13.92	(-1.3)			
9,	Olga Bolshova MDA 13.86 (-0.5);	10,	Yelena Govorova UKR 13.85 (-1.5);	11,	Camilla Johansson SWE 13.84 (-0.2);	12,	Natalia Safronova BLR 13.82 (-1.5)

Series	1	2	3	4	5	6
Lebedeva	15.11	14.93	x	x	x	15.25
Mbango	14.26	14.43	x	14.23	14.44	14.60
Marinova	14.36	14.58	14.33	14.12	14.54	14.57
Martínez	14.52	13.83	14.04	x	14.29	14.28
Koivula	13.70	13.85	14.14	x	14.05	14.28
Nicolau	x	14.09	14.10	14.17	13.94	12.32
Hansen	14.00	x	13.76	14.10	13.95	14.07
Smith	13.75	13.92	1.11	x	13.85	x

Lebedeva made up for her fourth place in Seville with a crushing victory, which was sealed with her first-round effort of 15.11. By the halfway point Olympic Champion Marinova was second (14.58) and Martínez – a Cuban adopted by Italy – third on 14.52.

The Russian followed her big jump with 14.93 and three fouls. In the final round, Mbango leapt 14.60 and rose to second spot. Marinova responded with 14.57, then it was up to Lebedeva to finish the contest in the knowledge that she was the champion. She hit the board perfectly to hop 5.52, step 4.21 and jump 5.52 for a total distance of 15.25, the third-longest ever and arguably the greatest of all the women's performances in Edmonton.

In her celebration she almost tripped on a cable when rushing to meet her coach. Afterwards, she paid special thanks to the crowd and joked that the attempt at dying her hair in the three colours of the Russian flag had not worked as her natural hair colour was too dark.

Qualifying round (14.05 or top 12 to final) (Aug 8)

Group A qualifiers: Marinova 14.89w (3.0); Mbango 14.64 (0.1); Koivula 14.28 (-0.2); Smith 14.15w (2.5)

Non-qualifiers: Tiombe Hurd USA 13.96w (2.1) & 13.72 (0.8); Yelena Oleynikova RUS 13.95 (0.8); Adelina Gavrilă ROU 13.91w (3.1) & 13.86 (0.7); Olga Yershova RUS 13.87 (1.6); Nicole Herschmann GER 13.81 (1.4); Lilianna Zagacka POL 13.65 (-0.5); Yelena Parfyonova KAZ 13.63w (3.0) & 12.62 (-0.6); Carlota Castrejana ESP DNS

Group B qualifiers: Martínez 14.59 (1.9); Nicolau 14.56w (2.5); Hansen 14.51 (1.1); Govorova 14.48w (2.2); Lebedeva 14.35 (-0.9); Safronova 14.20 (1.7); Johansson 14.17w (3.3) & 14.02 (1.7); Bolshova 14.11 (1.3)

Non-qualifiers: Yuliana Pérez USA 13.69w (2.7) & 13.63 (0.1); Michelle Hastick CAN 13.54w (2.8); Anja Valant SLO 13.16 (0.3); Viktoriya Brigadnaya TKM NM

Paris 2003

Final (Aug 26)

1,	Tatyana Lebedeva	RUS	15.18	(-0.2)
2,	Françoise Mbango	CMR	15.05	(-0.7)
3,	Magdelín Martínez	ITA	14.90	(-0.2)
4,	Anna Pyatykh	RUS	14.72	(-0.4)

5,	Mabel Gay	CUB	14.52	(0.0)																		
6,	Barbara Lah	ITA	14.38	(0.6)																		
7,	Yelena Govorova	UKR	14.38	(0.1)																		
8,	Chrisopiýí Devetzí	GRE	14.34	(0.5)																		
9,	Adelina Gavrilă	ROU	14.29 (0.0);	10, Kéné Ndoye	SEN	14.29 (0.0);	11, Baya	Rahouli	ALG	14.26 (-0.1);	12, Olga	Vasdhéki	GRE	14.08 (0.3);	13, Huang	Qiuyan	CHN	13.98 (-0.6);	14, Yelena	Oleynikova	RUS	13.92 (0.2)

Series	1	2	3	4	5	6
Lebedeva	14.80	14.97	15.16	14.18	x	x
Mbango	14.77	15.05	14.78	14.85	15.02	x
Martínez	14.67	14.75	14.66	14.64	14.90	14.86
Pyatykh	14.64	14.62	14.72	14.70	x	14.64
Gay	x	14.24	14.52	14.38	14.49	x
Lah	14.38	x	14.37	14.27	14.34	x
Govorova	14.38	14.31	14.18	14.20	14.20	x
Devetzí	14.34	x	14.21	13.77	x	14.10

The first two were the same as in Edmonton, but Mbango closed the gap on Lebedeva who had given birth since her 2001 gold. The Cameroon jumper, who did much of her training in Paris, opened with 14.77. This was quickly bettered by the 14.80 of Lebedeva who was the last to go in each round. In the second Mbango – with hair dyed in national colours of red, green and yellow – went ahead with a new African record of 15.05. Lebedeva responded with 14.97 in the second then 15.16 in the third, an effort which included a notable 6.11 jump phase. In round 4, the 27 year-old Russian displayed great accuracy on the take-off board (one centimetre to spare) and bounded out to 15.18 (5.51, 3.85 & 5.82). Martínez held third place throughout the contest. Lebedeva became the first Edmonton champion to win again in Paris.

Qualifying round (14.15 or top 12 to final) (Aug 24)

Group A qualifiers: Martínez 14.73 (0.7); Lebedeva 14.62 (0.1); Vasdhéki 14.50 (1.2); Gay 14.43 (0.1); Huang 14.26 (0.5); Oleynikova 14.24 (0.6); Rahouli 14.22 (-0.5); Govorova 14.16 (-0.3)

Non-qualifiers: Natalya Safronova BLR 14.05 (0.3); Olga Bolshova MDA 13.95 (0.9); Yuliana Pérez USA 13.89 (-0.1); Carlota Castrejana ESP 13.83 (0.2); Maria Dimitrova BUL 13.61 (0.1); Cristina Nicolau ROU 13.48 (0.4); Suzette Lee JAM 13.43 (1.3)

Group B qualifiers: Gavrilă 14.45 (0.1); Mbango 14.37 (0.5); Devetzí 14.34 (-0.2); Pyatykh 14.28 (0.5); Lah 14.45 (0.9); Ndoye 14.20 (0.3)

Non-qualifiers: Heli Koivula-Kruger FIN 14.10 (0.6); Yusmay Bicet CUB 14.06 (0.9); Simona La Mantia ITA 14.05 (0.4); Camilla Johansson SWE 13.87 (-0.2); Nadezhda Bazhenova RUS 13.77 (0.3); Šárka Kašpárková CZE 13.75 (0.0); Tatyana Bocharova KAZ 13.40 (0.4); Zhang Hao CHN NM

Helsinki 2005

Final (Aug 7)

1,	Trecia Smith	JAM	15.11	(0.8)												
2,	Yargelis Savigne	CUB	14.82	(0.7)												
3,	Anna Pyatykh	RUS	14.78	(-0.5)												
4,	Yamilé Aldama	SUD	14.72	(0.8)												
5,	Chrisopiýí Devetzí	GRE	14.64	(0.3)												
6,	Kéné Ndoye	SEN	14.47	(0.5)												
7,	Baya Rahouli	ALG	14.40	(1.1)												
8,	Magdelín Martínez	ITA	14.31	(1.4)												
9,	Huang Qiuyan	CHN	14.21 (0.6);	10, Viktoriya	Gurova	RUS	13.96 (0.1);	11,	Carlota	Castrejana	ESP	13.86 (1.6);	Tatyana	Lebedeva	RUS	DNS

Series	1	2	3	4	5	6
Smith	x	14.67	14.51	14.91	15.11	15.01
Savigne	13.09	14.73	14.36	14.71	14.82	14.73
Pyatykh	14.38	14.75	14.31	14.66	14.77	14.78
Aldama	14.72	14.56	14.56	14.47	14.69	14.64
Devetzí	x	14.64	14.44	x	x	14.26
Ndoye	13.73	14.41	x	x	14.47	x
Rahouli	14.40	14.27	14.40	14.23	x	13.11
Martínez	x	14.13	14.31	x	14.04	x

Tatyana Lebedeva, winner in 2001 and 2003, was the prohibitive favourite, but an Achilles tendon injury meant she had to withdraw from the final. Aldama led with 14.72 at the end of round one, but four jumps later she was third behind Pyatykh (14.75) and Savigne (14.73). Smith took the lead in round four at 14.91 despite taking off 39.8cm behind the board. She progressed to 15.11 (5.31 hop, 4.60 step and 5.20

jump) in the next round. Both Savigne (14.82) and Pyatykh (14.77) reacted well, but Smith was clearly superior on the day, and she finished with 15.01 to consolidate her victory, with only Pyatykh (14.78) improving in the final round. Smith stood on the medal podium with a crutch to support an ankle she had injured during the final.

Qualifying round (14.35 or top 12 to final) (Aug 6)

Group A qualifiers: Savigne 14.47 (1.2); Martínez 14.46 (-0.2); Pyatykh 14.40 (-1.3); Gurova 14.38 (1.5); Aldama 14.36 (1.2); Rahouli 14.17 (1.0)

Non-qualifiers: Natalya Safronova BLR 14.09 (0.9); Anastasiya Zhuravlyeva UZB 13.97 (0.5); Dana Veldáková SVK 13.84 (-1.1); Natalia Kilpeläinen FIN 13.66 (0.8); Tatyana Dyachenko UKR 13.32 (-0.5); Athanasía Pérra GRE & Yelena Parfenova KAZ NM

Group B qualifiers: Devetzí 14.72 (0.7); Smith 14.69w (3.0); Huang 14.22 (-0.2); Castrejana 14.20 (-0.5); Lebedeva 14.15 (-0.2); Ndoye 14.11 (1.4)

Non-qualifiers: Simona La Mantia ITA 14.00 (-0.3); Snezana Vukmirovic SLO 13.88 (-1.1); Mabel Gay CUB 13.83 (0.8); Maria Dimitrova BUL 13.79w (2.2) & 13.32 (-0.2); Nadezhda Bazhenova RUS 13.78 (1.3); Šárka Kašpárková CZE 13.69 (0.2); Erica McLain USA 13.29 (-0.8)

XX

Osaka 2007

Final (Aug 31)

1,	Yargelis Savigne	CUB	15.28	(0.9)													
2,	Tatyana Lebedeva	RUS	15.07	(0.8)													
3,	Marija Šestak	SLO	14.72	(0.2)													
4,	Magdelín Martínez	ITA	14.71	(1.3)													
5,	Olga Saladukha	UKR	14.60	(0.7)													
6,	Xie Limei	CHN	14.50	(0.9)													
7,	Keila Costa	BRA	14.40	(1.1)													
8,	Olesya Bufalova	RUS	14.39	(0.7)													
9,	Olga Rypakova	KAZ	14.32 (1.4);	10, Dana	Veldáková	SVK	14.09 (-0.1);	(3),	Hrysopiýí	Devetzí	GRE	DQ (ADr10.1) (15.04) (-0.2);	(4),	Anna	Pyatykh	RUS	DQ (ADr10.1) (14.88) (0.3)

Rightful finalists: Carlota Castrejana ESP & Athanasía Pérra GRE

Series	1	2	3	4	5	6
Savigne	15.28	x	14.74w	14.73	x	-
Lebedeva	14.75	14.79	14.78	x	15.07	15.01
Šestak	14.72	14.63	14.45	14.71	14.34	14.27
Martínez	x	14.52	14.71	14.52	x	14.62
Saladukha	14.60	14.34	x	14.36	14.22	14.16
Xie	14.29	14.41	14.26	14.26	14.50	14.30
Costa	14.40	13.82	14.24			
Bufalova	14.39	14.11	x			
[Devetzí	15.04	x	x	x	x	14.75]
[Pyatykh	x	x	14.55	14.78	x	14.88]

Lebedeva was the favourite, having jumped 15.14 earlier in the season, though both Devetzí and Savigne were threats, the latter having jumped 15.09 before Osaka, while Devetzí produced that same distance to lead the qualifying round.

The consistent Greek began the final with 15.04, but was quickly overtaken by Savigne who moved to sixth all-time with 15.28. Lebedeva began with 14.75, 14.79 and 14.78, before spanning 15.07 in the fifth round. While Savigne and Devetzí were unable to get beyond 14.75 after round one, Lebedeva produced her fifth jump of the day at that level with her final effort of 15.01. However, the champion from 2001 and 2003 could never quite get on terms with the fluid Cuban.

Devetzí went on to duplicate her Osaka bronze at the Beijing Olympics, but in September 2016 it was established that a re-test of her doping sample from the 2007 World Championships had proved positive. She was given a four-year suspension and all her results between and including the 2007 and 2009 World Championships were annulled. In November 2016 Devetzí was formally stripped of her Olympic medal by the IOC. They reported that a further reanalysis of her samples from Beijing 2008 resulted in a positive test for the prohibited substance stanozolol.

Pyatykh therefore repeated her Helsinki bronze ... but only for 13 months, because in October 2017 a retest of her own Osaka doping sample confirmed the presence of a steroid.

Qualifying round (14.40 or top 12 to final) (Aug 29)

Group A qualifiers: Savigne 14.67 (-0.3); Šestak 14.58 (0.7); Rypakova 14.41 (-0.3); Costa 14.36 (0.3); Veldáková 14.20 (-0.3); Pyatykh DQ (ADr10.1) (14.51) (-0.2)

Non-qualifiers: Carlota Castrejana ESP 14.16 (0.0); Athanasía Pérra GRE 14.15 (-0.8); Adelina Gavrilă ROU 14.02 (-0.3); Theresa Nzola FRA 13.94 (0.3); Tânia da

Silva BRA 13.81 (-0.2); Li Qian CHN 13.63 (0.7); Trecia Smith JAM 13.47 (-0.3); Anastasiya Juravleva UZB 13.31 (0.0); Maria Natalia Londa INA 12.94 (0.3); Fumiyo Yoshida JPN 12.62 (0.0)

Group B qualifiers: Martínez 14.62 (0.2); Lebedeva 14.57 (0.1); Saladukha 14.43 (-0.2); Bufalova 14.40 (-0.5); Xie 14.34 (-0.4); Devetzi DQ (ADr10.1) (15.09) (-0.5)

Non-qualifiers: Arianna Martínez CUB 14.01 (0.0); Shani Marks USA 13.90 (0.0); Małgorzata Trybanska POL 13.90 (0.3); Patricia Sarrapio ESP 13.55 (0.0); Yelena Parfenova KAZ 13.52 (-0.5); Yamilé Aldama SUD 13.46 (-0.2); Chiononye Ohadugha NGR 13.32 (0.7); Mariya Dimitrova BUL NM; Maurren Maggi BRA DNS

Series	1	2	3	4	5	6
Saladukha	14.94	13.64	14.68	14.65	14.22	14.48
Rypakova	x	14.72	x	x	14.89	14.54
Ibargüen	14.64	14.67	13.76	14.81	14.84	14.80
Gay	14.45	14.31	x	14.53	14.67	14.18
Aldama	14.50	x	x	x	x	14.33
Savigne	14.43	x	x	-	-	-
Krylova	13.89	14.23	x	14.09	x	14.06
Rahouli	13.95	13.79	14.12	x	14.03	13.97

Savigne was aiming for a third consecutive title, and with a 3-1 record against European Champion Saladukha in 2011 she was favoured to achieve that goal. Unfortunately a thigh injury kept her down to 14.43, and she retired after three rounds. Leading at that point was Saladukha who reached 14.94 with her opening jump, and her closest rivals were Rypakova (14.72) and Ibargüen (14.67). The Colombian moved into second place in the fourth round with 14.81 and improved to 14.84 (14.94 from take-off) in the fifth. The next jump was Rypakova's riposte - 14.89 (15.04 from toe to heel), and the medals were settled, despite another 14.80 effort by Ibargüen. She won Colombia's second-ever world medal, four days after Luis Fernando López won their first in the men's 20km walk.

Qualifying round (14.45 or top 12 to final) (Aug 30)

Group A qualifiers: Gay 14.53 (0.1); Ibargüen 14.52 (0.1); Saladukha 14.40 (0.5); Krylova 14.31 (0.7); Iastrebova 14.21 (0.1); Costa 14.15 (0.6)

Non-qualifiers: Yarianna Martínez CUB 14.07 (-0.1); Simona La Mantia ITA 14.06 (0.8); Irina Ektova KAZ 14.01 (0.3); Mayooha Johnny IND 13.99 (0.2); Niki Panetta GRE 13.97 (0.1); Marija Šestak SLO 13.87 (0.3); Valeriya Kanatova UZB 13.86 (0.0); Patricia Mamona POR 13.59 (0.8); Li Yanmei CHN 13.52 (0.3); Jung Hye-Kyung KOR 13.50 (0.2); Amanda Smock USA 13.48 (-0.3)

Group B qualifiers: Savigne 14.62 (0.4); Aldama 14.35 (0.7); Rypakova 14.33 (0.0); Rahouli 14.30 (-0.1); Veldáková 14.28 (-0.2); Topić 14.21 (0.1)

Non-qualifiers: Kimberly Williams JAM 14.06 (0.2); Paraskevi Papahristou GRE 14.05 (-0.1); Anastasiya Juravlyeva UZB 14.00 (0.3); Dailenys Alcántara CUB 13.78 (-0.8); Aleksandra Kotlyarova UZB 13.78 (0.1); Xie Limei CHN 13.75 (0.3); Andriyana Bănova BUL 13.66 (0.0); Anna Jagaciak POL 13.57 (-0.3); Ruslana Tsykhototska UKR 13.28 (0.3); Sarah Nambawa UGA 13.22 (-0.1); Patricia Sarrapio ESP 13.12 (0.2)

X Berlin 2009

Final (Aug 17)

1, Yargelis Savigne	CUB	14.95	(1.3)
2, Mabel Gay	CUB	14.61	(-0.2)
3, Anna Pyatykh	RUS	14.58	(-0.4)
4, Biljana Topić	SRB	14.52	(-0.1)
5, Trecia Smith	JAM	14.48	(-0.2)
6, Cristina Bujin	ROU	14.26	(-0.2)
7, Dana Veldáková	SVK	14.25	(-0.2)
8, Xie Limei	CHN	14.16	(-0.1)

9, Olga Rypakova KAZ 13.91 (-0.2); 10, Teresa Nzola Meso Ba FRA 13.79 (0.0); 11, Gisele de Oliveira BRA 13.19 (-0.2); (6,) Tatyana Lebedeva RUS DQ (ADr10.8) (14.37) (0.0)

Rightful finalist: Yamilé Aldama SUD

Series	1	2	3	4	5	6
Savigne	14.45	14.14	14.89	14.85	14.95	14.39
Gay	13.87	14.50	x	14.61	14.48	14.04
Pyatykh	13.72	14.23	13.66	14.58	14.46	14.53
Topić	14.21	14.38	14.27	14.52	14.43	14.10
Smith	14.31	x	x	14.41	14.48	x
Bujin	14.26	14.00	14.03	14.20	14.16	14.15
Veldáková	14.25	x	12.86	14.14	14.19	14.13
Xie	14.16	11.46	14.06			
[Lebedeva	x	14.37	14.23	14.22	14.26	14.28]

Savigne retained the title she had won in Osaka, and gained her third consecutive medal, but jumped more than 30cm less than she had managed in 2007. The general low level of the competition made observers wonder if there was a problem with the run-up, but the subsequent men's competition was of good quality. Gay edged Pyatykh for silver 14.61 to 14.58, but that jump would not have won a medal in five of the previous World Championships. Of the finalists, only Topić set a personal best, improving her national record to 14.52.

Qualifying round (14.45 or top 12 to final) (Aug 15)

Group A qualifiers: Savigne 14.53 (-1.5); Nzola 14.32 (0.9); Pyatykh 14.27 (0.2); Veldáková 14.25 (-1.0); Lebedeva DQ (ADr10.8) (14.45) (-1.2)

Non-qualifiers: Yamilé Aldama SUD 14.11 (0.1); Petia Dacheva BUL 14.11 (0.6); Kimberly Williams JAM 14.08 (0.9); Snežana Rodic SLO 13.92 (0.0); Svetlana Bolshakova BEL 13.89 (0.3); Magdelín Martínez ITA 13.87 (-0.4); Martina Šestáková CZE 13.84 (-0.9); Irina Litvinenko KAZ 13.82 (0.1); Shani Marks USA 13.67 (0.3); Paraskevi Papahristou GRE 13.58 (0.8); Liliya Kulyk UKR 13.41 (-1.8); Erica McLain USA 13.39 (-0.3); Patricia Sylvester GRN 13.22 (0.9)

Group B qualifiers: Xie 14.62 (0.5); Gay 14.53 (-1.2); Topić 14.37 (0.3); Bujin 14.29 (0.3); Smith 14.21 (0.1); de Oliveira 14.14 (0.6); Rypakova 14.13 (-0.7)

Non-qualifiers: Małgorzata Trybanska POL 14.06 (1.2); Shakeema Welsch USA 14.01w (3.2); Svitlana Mamyeyeva UKR 13.92 (0.7); Nataliya Yastrebova UKR 13.74 (-0.8); Marija Šestak SLO 13.69 (-0.8); Nadezhda Alekhina RUS 13.60 (-0.7); Vanessa Gladone FRA 13.51 (0.8); Katja Demut GER 11.38 (-1.3); Athanasia Pérra GRE DQ (ADr10.1) (13.69) (0.2)

X Moscow 2013

Final (Aug 15)

1, Caterine Ibargüen	COL	14.85	(0.2)
2, Yekaterina Koneva	RUS	14.81	(0.9)
3, Olga Saladukha	UKR	14.65	(0.9)
4, Kimberly Williams	JAM	14.62	(0.6)
5, Mabel Gay	CUB	14.45	(1.2)
6, Hanna Knyazyeva	ISR	14.33	(0.1)
7, Irina Gumenyuk	RUS	14.15	(0.8)
8, Snežana Rodić	SLO	14.13	(0.2)

9, Anna Jagaciak POL 13.95 (0.2); 10, Dana Veldáková SVK 13.84 (0.8); 11, Athanasia Pérra GRE 13.75 (0.7); (7,) Anna Pyatykh RUS DQ (ADr10.8) (14.29) (0.5)

Rightful finalist: Keila Costa BRA

Series	1	2	3	4	5	6
Ibargüen	x	14.85	14.69	14.83	x	x
Koneva	14.29	14.81	14.59	14.33	14.79	12.18
Saladukha	14.42	14.65	14.33	14.51	14.60	14.49
Williams	x	13.98	14.17	14.62	x	x
Gay	14.28	14.38	13.83	14.45	14.29	x
Knyazyeva	14.33	14.19	x	x	14.14	x
Gumenyuk	x	x	14.15	x	13.98	x
Rodić	13.75	x	14.13			
[Pyatykh	14.29	11.68	14.08	14.21	14.22	14.20]

In the 10 editions of the world championships to 2011, only once had the title been won with a jump below 14.90. The average winning distance was 15.13. In Moscow, a winning jump of 14.85 (14.948 from take-off) sufficed, and Ibargüen's second best jump of 14.83 (14.927) would also have been enough to take the title. Saladukha led the field at the end of the first round with a mediocre 14.42, and was superseded when returning drug offender Koneva jumped a personal best 14.81. Ibargüen had her winning effort a further two jumps after that, with phases of 5.58, 4.01 and 5.26. Saladukha then settled the medal positions with 14.65. The 37 succeeding jumps made no dif-

Daegu 2011

Final (Sep 1)

1, Olga Saladukha	UKR	14.94	(0.2)
2, Olga Rypakova	KAZ	14.89	(0.2)
3, Caterine Ibargüen	COL	14.84	(0.4)
4, Mabel Gay	CUB	14.67	(0.4)
5, Yamilé Aldama	GBR	14.50	(0.4)
6, Yargelis Savigne	CUB	14.43	(0.0)
7, Anna Krylova	RUS	14.23	(0.2)
8, Baya Rahouli	ALG	14.12	(0.2)

9, Natalia Iastrebova UKR 14.12 (-0.1); 10, Biljana Topić SRB 14.03 (0.0); 11, Dana Veldáková SVK 13.96 (0.1); 12, Keila Costa BRA 13.72 (0.0)

ference to the top seven apart from Williams's 14.62 which secured fourth spot. Colombia won its first ever gold medal in the World Championships.

Qualifying round (14.30 or top 12 to final) (Aug 13)

Group A qualifiers: Saladukha 14.69 (0.4); Knyazyeva 14.46 (0.6); Williams 14.36 (0.4); Gumenyuk 14.30 (0.6); Gay 14.17 (1.1); Veld'áková 13.88 (1.3)

Non-qualifiers: Keila Costa BRA 13.82 (-0.4); Niki Panétta GRE 13.69 (0.9); Irina Ektova KAZ 13.37 (0.8); Anastasiya Juravlyeva UZB 13.32 (1.6); Sarah Nambawa UGA 13.31 (1.9)

Group B qualifiers: Iburgüen 14.52 (0.5); Koneva 14.30 (0.7); Rodić 14.17 (1.0); Jagaciak 13.96 (0.3); Pérra 13.92 (0.2); Pyatykh DQ (ADr10.8) (14.34) (0.5)

Non-qualifiers: Simona La Mantia ITA 13.80 (-0.2); Ruslana Tsyhotska UKR 13.51 (0.1); Baya Rahouli ALG 13.41 (0.3); Natallia Viatkina BLR 13.19 (0.9)

Beijing 2015

Final (Aug 24)

1,	Caterine Iburgüen	COL	14.90	(0.1)		
2,	Hanna Minenko	ISR	14.78	(-0.1)		
3,	Olga Rypakova	KAZ	14.77	(0.1)		
4,	Gabriela Petrova	BUL	14.66	(0.4)		
5,	Kimberly Williams	JAM	14.45	(0.0)		
6,	Olga Saladukha	UKR	14.41	(0.4)		
7,	Yekaterina Koneva	RUS	14.37	(0.0)		
8,	Kristin Gierisch	GER	14.25	(0.1)		
9,	Jeanine Assani Issouf FRA	14.12	(0.0)	10, Yorsiris Urrutia COL	14.09	(-0.3)
11,	Shanieka Thomas JAM	14.08	(0.2)	12, Keila Costa BRA	13.90	(0.2)

Series	1	2	3	4	5	6
Iburgüen	14.47	14.80	14.54	14.90	13.93	14.70
Minenko	x	14.78	14.53	x	x	x
Rypakova	14.23	x	x	14.59	x	14.77
Petrova	14.52	14.33	14.47	14.23	14.66	14.44
Williams	13.97	14.26	14.16	14.06	14.45	x
Saladukha	14.22	14.05	14.04	14.41	x	14.39
Koneva	14.03	14.37	14.05	14.36	14.25	14.35
Gierisch	x	13.63	14.25	14.18	14.25	12.87

Iburgüen, still undefeated since 2012, took the lead for good with her second-round 14.80. She had needed that jump, as Israel's Ukrainian transferee Minenko leapt 14.78 three jumps earlier in that round. Iburgüen made certain of the gold with 14.90 in the fourth. The only other jump of significance came in the last round, when Rypakova earned another medal in the event with 14.77. For Iburgüen it was her 29th consecutive win with phases of 5.65, 4.14 and 5.11 (plus a board gap of 3.4cm).

Qualifying round (14.25 or top 12 to final) (Aug 22)

Group A qualifiers: Saladukha 14.34 (0.3) Minenko 14.27 (-0.1) Williams 14.23 (0.0) Koneva 14.12 (-0.2) Urrutia 13.84 (-0.2)

Non-qualifiers: Simona La Mantia ITA 13.77 (0.0) Dana Veld'áková SVK 13.76 (-0.4) Patrícia Mamona POR 13.74 (0.3) Irina Ektova KAZ 13.61 (0.3) Elena Andreea Panțuroiu ROU 13.58 (-0.1) Dović Dzindaletaitė LTU 13.58 (-0.2) Li Xiaohong CHN 13.52 (0.0) Nubia Soares BRA 13.52 (-0.8) Wang Wupin CHN 13.48 (0.2)

Group B qualifiers: Petrova 14.44 (-0.3) Iburgüen 14.42 (-0.6) Rypakova 14.33 (0.1) Thomas 14.05 (0.0) Issouf 14.04 (-0.2) Costa 14.03 (0.0) Gierisch 13.95 (-0.4)

Non-qualifiers: Kristiina Mäkelä FIN 13.83 (-0.2) Li Yanmei CHN 13.57 (-0.1) Christina Epps USA 13.36 (0.5) Cristina Bujin ROU 13.21 (-0.4) Joelle Mbumi Nkoundjin CMR 13.06 (-0.3) Tetyana Ptashkina UKR 13.05 (-0.6) Susana Costa POR NM

London 2017

Final (Aug 7)

1,	Yulimar Rojas	VEN	14.91	(0.4)
2,	Caterine Iburgüen	COL	14.89	(0.9)
3,	Olga Rypakova	KAZ	14.77	(0.9)
4,	Hanna Minenko	ISR	14.42	(1.2)
5,	Kristin Gierisch	GER	14.33	(0.3)
6,	Anna Jagaciak Michalska	POL	14.25	(0.7)
7,	Ana Peleteiro	ESP	14.23	(1.4)
8,	Shanieka Ricketts	JAM	14.13	(0.3)

9, Patrícia Mamona POR 14.12 (0.1); 10, Kimberly Williams JAM 14.01 (0.2); 11, Susana Costa POR 13.99 (0.4); 12, Neele Eckhardt GER 13.97 (0.9)

Series	1	2	3	4	5	6
Rojas	14.55	14.82	14.83	13.69	14.91	14.50
Iburgüen	14.67	14.69	14.89	14.80	14.71	14.88
Rypakova	14.45	x	14.77	14.32	14.52	14.36
Minenko	14.11	14.04	14.29	x	14.42	13.97
Gierisch	14.16	14.23	14.30	x	13.84	14.33
J Michalska	14.13	14.25	14.13	14.05	14.02	12.88
Peleteiro	13.92	x	14.23	x	-	-
Ricketts	14.13	14.04	14.10	13.82	13.81	14.01

Just as at the Rio Olympics, it was a battle of South Americans Iburgüen and Rojas. Then, the Colombian came out on top. In London, it was Rojas who scored a hard-fought victory, the first by Venezuela at the World Championships.

They took turns leading at the end of each of the first three rounds. Iburgüen 14.67, Rojas 14.82 then Iburgüen 14.89. Meanwhile, Rypakova cleared 14.77, which ultimately meant she would win the same medal as in 2015 (bronze) with the same distance.

Into the fifth round, Rojas went first of the two principals and edged in front with a 5.10 hop, 3.95 step and 5.86 jump for a total of 14.91. Iburgüen responded with 14.71, meaning she had one more chance to defend her title. She fell just short with 14.88.

The winner's jump phases (as far as 5.87) were much the longest of all the finalists, though her steps were among the shortest.

Qualifying round (14.20 or top 12 to final) (Aug 5)

Group A qualifiers: Rojas 14.52 (-0.8); Costa 14.35 (0.6); Williams 14.14 (1.0); Michalska 14.09 (-0.5); Eckhardt 14.07 (1.0)

Non-qualifiers: Kristiina Mäkelä FIN 13.92 (0.6); Gabriela Petrova BUL 13.90 (0.2); Jeanine Assani Issouf FRA 13.87 (0.4); Paraskeví Papahristou GRE 13.75 (0.3); Tânia da Silva BRA 13.74 (0.7); Liadagmis Povea CUB 13.55 (1.0); Fatima Diame ESP 13.36 (0.5); Mariya Ovchinnikova KAZ 13.18 (-0.6)

Group B qualifiers: Rypakova 14.57 (1.1); Mamona 14.29 (0.8); Gierisch 14.25 (-0.2); Ricketts 14.21 (1.1); Iburgüen 14.21 (-1.5); Minenko 14.17 (0.8); Peleteiro 14.07 (0.7)

Non-qualifiers: Tori Franklin USA 14.03 (0.9); Elena Andreea Panțuroiu ROU 14.02 (0.5); Dović Dzindaletaitė LTU 13.97 (-0.5); Thea Lafond DMA 13.82 (0.2); Nadia Eke GHA 13.54 (0.7); Tamara Myers BAH 13.41 (0.5)

Doha 2019

Final (Oct 5)

1,	Yulimar Rojas	VEN	15.37	(-0.6)		
2,	Shanieka Ricketts	JAM	14.92	(0.2)		
3,	Caterine Iburgüen	COL	14.73	(0.5)		
4,	Kimberly Williams	JAM	14.64	(0.1)		
5,	Olga Saladukha	UKR	14.52	(0.0)		
6,	Ana Peleteiro	ESP	14.47	(0.0)		
7,	Keturah Orji	USA	14.46	(0.4)		
8,	Patrícia Mamona	POR	14.40	(-0.1)		
9,	Tori Franklin USA	14.08	(-0.6)	10, Rouguy Diallo FRA	14.08	(-0.1)
11,	Elena Andreea Panțuroiu ROU	14.07	(-0.4)	12, Kristiina Mäkelä FIN	13.99	(0.0)

Series	1	2	3	4	5	6
Rojas	14.87	15.37	x	15.18	14.77	x
Ricketts	14.81	14.76	14.92	14.72	14.85	x
Iburgüen	14.16	x	14.40	14.46	14.73	14.47
Williams	14.64	14.64	14.53	x	x	14.17
Saladukha	14.52	14.40	x	12.34	14.25	14.05
Peleteiro	14.47	13.41	x	14.27	14.20	14.20
Orji	x	14.46	x	14.37	14.24	14.45
Mamona	14.40	14.34	14.30	14.17	x	x

The London winner Rojas showed her class with her first qualifying jump. It was a board foul and she throttled back, yet still landed, upright, at around 15m. She and Diamond League Champion Ricketts impressed from round 1 of the final. The Jamaican spanned 14.81, then the defending champion went out to 14.87 from a point 21cm before the front board edge. The Venezuelan then hit the board accurately, and went out to 15.37 (5.71/4.03/5.63), the fourth-longest ever. Ricketts reacted well in the third, jumping 14.92. Rojas returned with a foul estimated at 15.55, then a legitimate 15.18. Williams held third until 35 year-old Olympic Champion Iburgüen landed at 14.73 with her penultimate jump to win a fifth consecutive medal.

Qualifying round (14.30 or top 12 to final) (Oct 3)

Group A qualifiers: Ricketts 14.42 (0.6); Ibgüen 14.32 (0.5); Saladukha 14.32 (0.4); Orji 14.30 (0.3); Mäkelä 14.26 (0.4); Mamona 14.21 (0.4)

Non-qualifiers: Gabriela Petrova BUL 13.98 (0.3); Evelise Veiga POR 13.89 (0.1); Iryna Vaskouskaya BLR 13.67 (0.7); Diana Zagainova LTU 13.64 (0.0); Patricia Sarrapio ESP 13.58 (0.1); Liuba M. Zaldívar ECU 13.56 (0.1)

Group B qualifiers: Rojas 14.31 (0.2); Diallo 14.25 (0.1); Peleteiro 14.23 (0.6); Franklin 14.23 (0.7); Williams 14.20 (0.1); Panțuroiu 14.12 (0.5)

Non-qualifiers: Olga Rypakova KAZ 14.09 (0.0); Dovičė Kilty LTU 14.09 (0.6); Liadagmis Povea CUB 14.08 (0.3); Ottavia Cestonaro ITA 13.97 (0.1); Yorsiris Urrutia COL 13.77 (0.0); Susana Costa POR 13.77 (0.3); Aleksandra Nacheva BUL 13.05 (0.3); Hanna Krasutska UKR DQ (ADr10.8) (13.16 (0.2))

TRIPLE JUMP**Multiple Medallists:**

5	Caterine Ibgüen	COL	11-3, 13-1, 15-1, 17-2, 19-3
3	Tatyana Lebedeva	RUS	01-1, 03-1, 07-2
	Yargelis Savigne	CUB	05-2, 07-1, 09-1
	Olga Rypakova	KAZ	11-2, 15-3, 17-3
2	Anna Biryukova	RUS	93-1, 95-3
	Iva Prandzheva	BUL	93-3, 95-2
	Françoise Mbango	CMR	01-2, 03-2
	Anna Pyatykh	RUS	05-3, 09-3
	Olga Saladukha	UKR	11-1, 13-3
	Yulimar Rojas	VEN	17-1, 19-1

Most Finals:

5	Yelena Govorova	UKR	95-10, 97-3, 99-7, 01-10, 03-7
	Lebedeva		99-4, 01-1, 03-1, 05-dns, 07-2
	Saladukha		07-5, 11-1, 13-3, 15-6, 19-5
	Rypakova		07-9, 09-9, 11-2, 15-3, 17-3
	Ibgüen		

Most Appearances:

6	Šárka Kašpárková	CZE	93-7, 95-13Q, 97-1, 99-6, 03-24Q, 05-21Q
	Yamilé Aldama	CUB/SUD/GBR	97-13Q, 99-2, 05-4, 07-23Q, 09-12Q, 11-5
	Lebedeva		99-4, 01-1, 03-1, 05-dns/final, 07-2, 09-dq
	Dana Veldáková	SVK	05-17Q, 07-10, 09-7, 11-11, 13-10, 15-15Q
	Rypakova		07-9, 09-9, 11-2, 15-3, 17-3, 19-13Q
	Kimberly Williams	JAM	09-14Q, 11-14Q, 13-4, 15-5, 17-10, 19-4

National Placings:

	1	2	3	4	5	6	7	8	Points
RUS	3	3	3	3	-	-	3	1	85
CUB	2	3	-	2	2	1	-	-	58
UKR	2	-	2	-	2	1	2	-	43
COL	2	1	2	-	-	-	-	-	35
JAM	1	1	-	2	2	-	-	2	35
BUL	-	1	2	1	1	1	-	-	31
GRE	1	-	1	1	1	-	-	1	24
ITA	-	-	1	2	-	2	-	2	24
KAZ	-	1	2	-	-	-	-	-	19
ROU	-	1	-	-	1	2	-	1	18
VEN	2	-	-	-	-	-	-	-	16
ISR	-	1	-	1	-	1	-	-	15
CMR	-	2	-	-	-	-	-	-	14
CZE	1	-	-	-	-	1	1	-	13
GBR	-	-	-	-	2	-	1	-	10
GER	-	-	-	-	2	-	-	1	9
SLO	-	-	1	-	-	-	-	1	7
CHN	-	-	-	-	-	2	-	1	7
SRB	-	-	-	1	-	-	-	-	5
SUD	-	-	-	1	-	-	-	-	5
ESP	-	-	-	-	-	1	1	-	5
FIN	-	-	-	-	1	-	-	-	4
POL	-	-	-	-	-	1	-	1	4
SEN	-	-	-	-	-	1	-	-	3
ALG	-	-	-	-	-	-	1	1	3
BLR	-	-	-	-	-	-	1	-	2
BRA	-	-	-	-	-	-	1	-	2
LAT	-	-	-	-	-	-	1	-	2
SVK	-	-	-	-	-	-	1	-	2
USA	-	-	-	-	-	-	1	-	2
FRA	-	-	-	-	-	-	-	1	1
POR	-	-	-	-	-	-	-	1	1
Totals	14	14	14	14	14	14	14	14	504

Shot Put**Helsinki 1983****Final (Aug 12)**

1,	Helena Fibingerová	TCH	21.05
2,	Helma Knorscheidt	GDR	20.70
3,	Ilona Slupianek	GDR	20.56
4,	Nunu Abashidze	URS	20.55
5,	Natalya Lisovskaya	URS	20.02
6,	Mihaela Loghin	ROU	19.85
7,	Claudia Losch	FRG	19.72
8,	María Sarriá	CUB	19.47
9,	Zdenka Šilhavá	TCH	19.00;
10,	Venissa Head	GBR	18.05;
11,	Gael Martin	AUS	17.79;
12,	Judy Oakes	GBR	17.52

Series	1	2	3	4	5	6
Fibingerová	19.89	19.69	19.72	19.94	20.30	21.05
Knorscheidt	20.30	20.70	20.55	20.47	x	20.25
Slupianek	20.56	20.32	19.97	19.52	x	x
Abashidze	18.68	19.16	19.11	20.55	19.77	x
Lisovskaya	19.53	x	20.02	20.01	19.63	19.45
Loghin	19.85	19.82	19.77	19.34	19.72	19.08
Losch	19.72	18.97	x	19.54	18.96	18.21
Sarriá	18.45	19.44	19.32	19.47	x	18.87

A most heartwarming moment occurred in the final round when 34 year-old Fibingerová scored an unexpected victory over the highly favoured GDR putters. On paper, Slupianek was expected to add the first world title to her Olympic title and world record. In the event, she was struggling with a tendon injury and could not better her opening throw in the final (20.56). Instead her team-mate Knorscheidt went in front with 20.70 in the second round. Soviet throwers held third and fourth places until the last throw of the fifth round, when Fibingerová moved to fourth place with 20.30.

In the wet conditions, nobody could improve in the final round before Fibingerová entered the circle for the last throw of the contest. The Czech putter had a reputation for performing well in the rain and her last effort landed clearly beyond the yellow 21m line. Knowing she had won, she threw her arms in the air and raced out of the circle. Every official in range was then hugged by the emotional winner.

"A month ago, my father died," revealed Fibingerová after the medal ceremony. "I was very sad and still am. My mother is too. On my last attempt, I thought of my father and my mother. I picked up the yellow shot and said 'This is the shot of gold!' And so it was."

Qualifying round (17.00 or top 12 to final) (Aug 10)

Group A qualifiers: Fibingerová 19.25; Sarriá 19.24; Abashidze 19.10; Knorscheidt 19.09; Head 18.41; Martin 17.79

Non-qualifiers: Shen Lijuan CHN 16.99; Lorna Griffin USA 16.50; Maryline Adam VAN 11.32; Magdalene Springer MNT 9.78

Group B qualifiers: Slupianek 19.99; Lisovskaya 19.68; Loghin 18.97; Šilhavá 18.57; Losch 18.24; Oakes 17.61

Non-qualifiers: Li Meisu CHN 16.91; Meg Ritchie GBR 16.14; Rosemarie Hauch CAN 15.37; Odette Mistoul GAB 14.23

Rome 1987**Final (Sep 5)**

1,	Natalya Lisovskaya	URS	21.24
2,	Kathrin Neimke	GDR	21.21
3,	Ines Müller	GDR	20.76
4,	Claudia Losch	FRG	20.73
5,	Natalya Akhriemenko	URS	20.68
6,	Heike Hartwig	GDR	20.63
7,	Li Meisu	CHN	20.43
8,	Helena Fibingerová	TCH	20.29
9,	Svetla Mitkova	BUL	19.37;
10,	Stephanie Storp	FRG	19.36;
11,	Huang Zhihong	CHN	19.35;
12,	Iris Plotitzka	FRG	19.19;
13,	Sona Vasicková	TCH	18.71;
	Mihaela Loghin	ROU	DNS

Series	1	2	3	4	5	6
Lisovskaya	20.89	20.22	21.16	20.93	21.24	20.80
Neimke	20.32	21.21	20.12	20.53	20.59	x
Müller	20.76	20.11	20.05	x	19.96	20.20
Losch	20.05	20.73	x	19.88	20.33	20.61
Akhriemenko	20.20	19.68	20.53	20.09	x	20.68
Hartwig	19.79	19.97	19.84	20.63	x	20.25
Li	19.95	20.00	20.09	20.43	19.98	20.14
Fibingerová	19.97	x	19.51	20.05	20.15	20.29

Lisovskaya – who had improved her own world record to 22.63 the previous June – was given a scare by Neimke. The 21 year-old GDR putter produced a personal best of 21.21 in the second round. Lisovskaya responded with 21.16 in the third but did not get in front until her 21.24 in the fifth.

Though her margin of victory was not particularly impressive, the Soviet putter must have been relieved to have won the gold. She had been the favourite at the previous year's European Championship but placed only ninth.

Qualifying round (19.00 or top 12 to final) (Sep 4)

Group A qualifiers: Neimke 20.26; Losch 19.73; Li 19.47; Hartwig 19.35; Lisovskaya 19.22; Vasicková 19.09; Plotzitzka 19.08

Non-qualifiers: Judy Oakes GBR 18.43; Ramona Pagel USA 18.12; Asta Hovi FIN 17.89

Group B qualifiers: Fibingerová 20.40; Müller 19.96; Storp 19.64; Loghin 19.27; Akhrimenko 19.21; Huang 19.18; Mitkova 19.07

Non-qualifiers: Bonnie Dasse USA 17.68; Deborah St. Phard HAI 16.54; Melody Torcolacci CAN 15.98

Tokyo 1991

Final (Aug 24)

1,	Huang Zhihong	CHN	20.83
2,	Natalya Lisovskaya	URS	20.29
3,	Svetlana Krivelyova	URS	20.16
4,	Claudia Losch	GER	19.74
5,	Zhou Tianhua	CHN	19.64
6,	Stephanie Storp	GER	19.50
7,	Marina Antonyuk	URS	19.12
8,	Kathrin Neimke	GER	18.83
9,	Belsis Laza CUB 18.49; 10, Svetla Mitkova BUL 18.34; 11, Connie Price-Smith USA 18.12; 12, Krystyna Danilczyk POL 17.59		

Series	1	2	3	4	5	6
Huang	20.64	20.83	20.51	x	x	20.43
Lisovskaya	20.15	x	19.95	x	20.29	x
Krivelyova	19.88	19.77	20.16	19.31	19.91	19.74
Losch	18.97	19.74	x	18.41	19.32	19.44
Zhou	19.32	19.64	x	19.05	x	x
Storp	19.50	x	17.85	18.88	18.76	x
Antonyuk	19.12	x	x	x	x	x
Neimke	18.81	18.52	18.39	18.63	18.83	18.63

Asia won its first ever world outdoor athletics title when 26 year-old Huang Zhihong easily beat the defending champion Lisovskaya. The Soviet took the lead with her first put of 20.15, but she was immediately overtaken when the next woman – Huang – put 20.64. The Chinese woman went even further in the second round (20.83) to solidify her grip on Tokyo's first field event gold.

Lisovskaya was pushed back to third when Krivelyova produced 20.16 in the third, but the 1987 winner clinched the silver with 20.29 in the fifth. "When I won I felt so elated I couldn't think of anything else," said the exuberant winner. "The Japanese people in the crowd really supported me and gave me strength."

Qualifying round (18.50 or top 12 to final) (Aug 24)

Group A qualifiers: Lisovskaya 19.72; Zhou 19.38; Losch 18.83; Neimke 18.59; Mitkova 18.54; Danilczyk 18.15; Price-Smith 18.09

Non-qualifiers: Judy Oakes GBR 17.81; Asta Ovaska FIN 17.15; Margarita Ramos ESP 15.89; Hanan Ahmed Khaled EGY 14.76; Iammo Launa PNG 12.56

Group B qualifiers: Storp 19.52; Huang 19.14; Antonyuk 18.80; Krivelyova 18.66; Laza 18.32

Non-qualifiers: Ramona Pagel USA 17.99; Myrtle Augee GBR 17.80; Pam Dukes USA 17.17; Agnese Maffei ITA 16.99; Mihaela Oana ROU 16.73; Elisângela Adriano BRA 15.93; Tea Ai Seng BRU 11.49

Stuttgart 1993

Final (Aug 15)

1,	Huang Zhihong	CHN	20.57
2,	Svetlana Krivelyova	RUS	19.97
3,	Kathrin Neimke	GER	19.71
4,	Sui Xinmei	CHN	19.61
5,	Cong Yuzhen	CHN	19.58

6, Astrid Kumbernuss GER 19.42

7, Valentina Fedyushina UKR 19.27

8, Belsis Laza CUB 19.27

9, Larisa Peleshenko RUS 19.22; 10, Svetla Mitkova BUL 18.91; 11, Stephanie Storp GER 18.83; 12, Ramona Pagel USA 17.77

Series	1	2	3	4	5	6
Huang	19.75	20.31	20.19	20.57	x	20.46
Krivelyova	19.97	19.57	x	x	19.56	x
Neimke	19.71	19.36	x	x	19.25	19.19
Sui	19.46	19.61	19.49	19.46	x	19.51
Cong	18.64	18.83	19.26	19.23	19.50	19.58
Kumbernuss	19.42	18.99	19.02	19.32	19.33	19.15
Fedyushina	18.71	19.18	19.27	x	x	18.69
Laza	18.09	18.98	19.27	18.79	x	-

Huang won with even more ease than in 1991 and became the only woman to successfully defend a field event title in Stuttgart. Olympic Champion Krivelyova went to the front with 19.97 in the first round. The Russian could throw no further, whereas Huang produced four 20m+ puts, just as she had in Tokyo. In third place throughout the contest was the 1987 runner-up, Neimke.

Qualifying Round (19.00 or top 12 to final) (Aug 14)

Group A qualifiers: Huang 19.36; Mitkova 19.16; Neimke 19.11; Laza 19.02; Peleshenko 18.84

Non-qualifiers: Anna Romanova RUS 18.12; Connie Price-Smith USA 18.09; Viktoriya Pavlysh UKR 18.00; Jana Ciobanu ROU 17.77; Danijela Čurović IWP 16.91; Marika Tuliniemi FIN 16.80; Elisângela Adriano BRA 16.41; Nataša Erjavac SLO 15.71

Group B qualifiers: Krivelyova 19.96; Kumbernuss 19.92; Sui 19.67; Storp 19.38; Fedyushina 19.04; Cong 18.97; Pagel 18.54

Non-qualifiers: Krystyna Danilczyk POL 17.62; Lisette Martínez CUB 17.44; Agnese Maffei ITA 16.61; Myrtle Augee GBR 16.06; Christy Barrett USA 14.58; Aye Aye Nwe MYA 13.88; Tea Ai Seng BRU 12.23

Gothenburg 1995

Final (Aug 5)

1,	Astrid Kumbernuss	GER	21.22
2,	Huang Zhihong	CHN	20.04
3,	Svetla Mitkova	BUL	19.56
4,	Kathrin Neimke	GER	19.30
5,	Sui Xinmei	CHN	19.09
6,	Zhang Liuhong	CHN	19.07
7,	Ramona Pagel	USA	18.81
8,	Stephanie Storp	GER	18.81
9,	Connie Price-Smith USA 18.72; 10, Valentina Fedyushina UKR 18.03; 11, Vita Pavlysh UKR 17.97; 12, Irina Korzhanenko RUS 17.88		

Series	1	2	3	4	5	6
Kumbernuss	20.52	20.59	21.22	20.09	x	20.23
Huang	19.92	20.04	x	x	x	x
Mitkova	18.70	18.32	19.04	18.93	18.99	19.56
Neimke	18.37	19.30	18.72	19.11	19.15	x
Sui	18.90	x	x	18.42	18.60	19.09
Zhang	17.94	18.47	19.07	18.23	18.60	18.47
Pagel	x	18.39	18.81	18.11	x	17.78
Storp	18.22	18.01	18.81	x	x	-

Like John Godina in the Gothenburg men's shot put final, Astrid Kumbernuss dominated from the start. Her opener of 20.52 would have been good enough to win as would all her valid puts.

Kumbernuss, sporting heavily strapped knees, produced a put in the third round which landed much further than the three arcs marked on the throwing sector. It was a personal best of 21.22 which gave her a lead of 1.18m from defending champion Huang. That is how it finished, with the widest winning margin ever at world or Olympic level. Mitkova took the bronze from Neimke in the final round.

Qualifying round (18.80 or top 12 to final) (Aug 5)

Group A qualifiers: Kumbernuss 19.83; Zhang 18.60; Korzhanenko 18.40; Storp 18.36; Pavlysh 18.15
Price-Smith 18.05

Non-qualifiers: Judy Oakes GBR 17.87; Mara Rosolen ITA 16.90; Danguolé Urbikienė LTU 16.33; Eileen Vanisi USA 16.11; Lisa Misipeka ASA 13.98; Mary Curry SAM 8.85; Oumou Traoré MLI DNS

Group B qualifiers: Neimke 19.07; Huang 19.01; Sui 18.75; Pagel 18.57; Mitkova 18.48; Fedyushina 18.40

Non-qualifiers: Corrie de Bruin NED 17.01; Nataša Erjavec SLO 16.91; Danijela Curović YUG 16.30; Yumileidis Cumba CUB 15.80; Hanan Ahmed Khaled EGY 14.56; Tea Ai Seng BRU 12.46; Nabeela Mabrouk PLE 5.71

Athens 1997

Final (Aug 7)

1,	Astrid Kumbernuss	GER	20.71
2,	Vita Pavlysh	UKR	20.66
3,	Stephanie Storp	GER	19.22
4,	Huang Zhihong	CHN	19.15
5,	Connie Price-Smith	USA	19.00
6,	Li Meisu	CHN	18.62
7,	Nadine Kleinert	GER	18.42
8,	Krystyna Danilczyk	POL	17.83
9,	Svetla Mitkova BUL 17.75; 11, Valeyta Althouse USA 16.92; 12, Tressa Thompson USA 16.48; 10, Svetlana Krivelyova RUS 17.38		

Series	1	2	3	4	5	6
Kumbernuss	20.59	20.71	20.52	20.24	x	20.70
Pavlysh	x	20.57	x	20.51	20.36	20.66
Storp	19.22	18.84	x	18.67	18.67	x
Huang	18.63	18.64	18.72	19.15	x	19.07
Price-Smith	19.00	18.17	18.64	x	18.53	x
Li	17.30	18.62	18.21	18.58	18.10	18.50
Kleinert	18.33	18.42	x	17.91	18.22	x
Danilczyk	x	x	17.83	x	17.55	x

Kumbernuss couldn't wait to avenge her 1997 World Indoor Championships defeat by Pavlysh, a result which terminated the German's 53-win streak. "Losing in Paris," she said, "lit the fire again inside me"; she "wanted to show who is boss in the ring." Following an opening foul by Pavlysh, Kumbernuss started purposefully with 20.59 to establish a lead she was never to lose ... although it was close. Pavlysh threw 20.57 in the second round and although Kumbernuss responded with 20.71 the Ukrainian was always a danger and finished only 5cm down with 20.66, a far cry from the German's 1.18m winning margin in 1995 over Huang Zhihong. The latter, champion in 1991 and 1993, finished fourth this time behind Storp, Kumbernuss's training partner, whose bronze medal winning distance of 19.22 would have netted her 12th place in the 1987 final.

Qualifying Round (18.80 or top 12 to final) (Aug 5)

Group A qualifiers: Price-Smith 18.35; Kleinert 18.26; Storp 18.12; Althouse 17.89

Non-qualifiers: Mara Rosolen ITA 17.87; Zhang Lihong CHN 17.82; Irina Korzhanenko RUS 17.80; Elisângela Adriano BRA 17.71; Valentina Fedyushina UKR 17.31; Laurence Manfrédi FRA 17.02; Lee Myung-Sun KOR 16.39; Kalliopi Ouzouni GRE NM

Group B qualifiers: Kumbernuss 20.69; Pavlysh 20.48; Huang 19.05; Krivelyova 18.41; Mitkova 18.07; Thompson 18.07; Danilczyk 18.05; Li 17.99

Non-qualifiers: Judy Oakes GBR 17.84; Anna Romanova RUS 17.79; Yanina Korolchik BLR 17.75; Eleni Tsentemidou GRE 16.62; Nada Kawar JOR 15.76

Seville 1999

Final (Aug 25)

1,	Astrid Kumbernuss	GER	19.85
2,	Nadine Kleinert	GER	19.61
3,	Svetlana Krivelyova	RUS	19.43
4,	Yanina Korolchik	BLR	19.17
5,	Cheng Xiaoyan	CHN	18.67
6,	Yumileidis Cumbá	CUB	18.44
7,	Valentina Fedyushina	AUT	18.17
8,	Krystyna Zabawska	POL	18.12
9,	Teri Tunks USA 18.04; 10, Lee Myung-Sun KOR 17.92; 11, Connie Price-Smith USA 17.89; 12, Elena Hila ROU 17.88		

Series	1	2	3	4	5	6
Kumbernuss	18.84	19.34	19.59	19.62	19.85	19.84
Kleinert	19.14	18.98	18.63	19.43	19.61	19.19
Krivelyova	18.92	19.22	x	19.43	19.35	19.34
Korolchik	18.08	18.61	x	17.98	19.17	x

	1	2	3	4	5	6
Cheng	18.67	18.50	18.23	x	x	18.49
Cumbá	18.25	x	18.44	17.96	x	17.96
Fedyushina	18.05	18.17	x	x	17.97	18.15
Zabawska	x	x	18.12	18.03	x	x

Back in January 1999 when Kumbernuss, six months after giving birth to a son, was barely able to reach 12 metres with a standing put in training, it must have seemed like an unattainable dream ... but retaining the world title she did. Early in the season she was consistently losing, but this athlete, who once went unbeaten in 53 contests, gradually rediscovered her strength and technical prowess. With 19.76 to her name she went to Seville second on the world list to World Indoor Champion Krivelyova (20.26). The return to big-time competition fired her up and in round 2 she took the lead with 19.34 and increased it with her next three throws to 19.59, 19.62 and 19.85. Team-mate Kleinert snatched second from Krivelyova with a fifth round personal best of 19.61.

Qualifying round (18.50 or top 12 to final) (Aug 25)

Group A qualifiers: Kumbernuss 18.84; Cheng 18.62; Zabawska 18.49; Cumbá 18.38; Price-Smith 18.10; Hila 18.09; Korolchik 17.90

Non-qualifiers: Laurence Manfrédi FRA 17.89; Mara Rosolen ITA 17.84; Anna Romanova RUS 17.78; Juttaporn Krasaayan THA 17.39; Song Feina CHN 17.26; Svetla Sınırtaş TUR 16.40

Group B qualifiers: Krivelyova 19.54; Kleinert 18.59; Lee 18.37; Fedyushina 18.28; Tunks 18.09

Non-qualifiers: Yu Juan CHN 17.82; Kalliopi Ouzouni GRE 17.79; Tressa Thompson USA 17.52; Nadezhda Ostapchuk BLR 17.47; Lieja Koeman NED 17.45; Martina de la Puente ESP 16.68; Nada Kawar JOR 16.30; Vivian Peters NGR DNS

Edmonton 2001

Final (Aug 5)

1,	Yanina Korolchik	BLR	20.61
2,	Nadine Kleinert-Schmitt	GER	19.86
3,	Vita Pavlysh	UKR	19.41
4,	Larisa Peleshenko	RUS	19.37
5,	Irina Korzhanenko	RUS	19.35
6,	Astrid Kumbernuss	GER	19.25
7,	Nadezhda Ostapchuk	BLR	18.98
8,	Yumileidis Cumbá	CUB	18.73
9,	Svetlana Krivelyova RUS 18.70; 10, Krystyna Zabawska POL 18.50; 11, Elisângela Adriano BRA 18.06; 12, Lieja Koeman NED 17.89		

Series	1	2	3	4	5	6
Korolchik	x	19.71	20.61	x	19.21	19.61
Kleinert-Schmitt	19.54	18.88	19.45	19.10	x	19.86
Pavlysh	19.01	19.41	18.80	x	18.98	x
Peleshenko	x	19.06	19.37	19.32	19.30	19.15
Korzhanenko	19.35	x	x	18.55	18.63	x
Kumbernuss	18.77	19.02	18.91	x	19.25	-
Ostapchuk	18.65	18.81	18.52	18.71	18.98	x
Cumbá	18.73	x	18.34	x	17.90	18.56

Three-time winner Kumbernuss slumped to sixth place while Korolchik, a surprise Olympic Champion in 2000, was completely dominant. Her qualifying throw (19.87) alone was longer than anyone else could manage in the entire competition, and in the final she put 20.61 in the third. Kleinert-Schmitt, wearing black and red hair, repeated her 1999 silver. She let out a squeal of delight after her final put which landed at a personal best of 19.86.

The medal positions were unchanged after round 2 and the bronze went to Athens silver medallist Pavlysh.

Qualifying round (18.40 or top 12 to final) (Aug 5)

Group A qualifiers: Korolchik 19.87; Pavlysh 18.68; Cumbá 18.64; Kumbernuss 18.54; Zabawska 18.48; Krivelyova 18.47; Koeman 17.93

Non-qualifiers: Kalliopi Ouzouni GRE 16.82; Elena Hila ROU 16.57; Iolanta Ulyeva KAZ 16.22

Group B qualifiers: Kleinert-Schmitt 19.35; Korzhanenko 18.96; Peleshenko 18.65; Ostapchuk 18.44; Adriano 18.11

Non-qualifiers: Katarzyna Zakowicz POL 17.71; Lee Myung-Sun KOR 17.66; Cheng Xiaoyan CHN 17.32; Seilala Sua USA 16.61; Georgette Reed CAN 15.92

Paris 2003

Final (Aug 27)

1,	Svetlana Krivelyova	RUS	20.63
2,	Nadezhda Ostapchuk	BLR	20.12
3,	Vita Pavlysh	UKR	20.08
4,	Irina Korzhanenko	RUS	19.17
5,	Valerie Adams	NZL	18.65
6,	Krystyna Zabawska	POL	18.62
7,	Nadine Kleinert	GER	18.48
8,	Assunta Legnante	ITA	18.28
9,	Elisângela Adriano	BRA	18.11
10,	Lieja Tunks	NED	17.99
11,	Li Meiju	CHN	17.92
12,	Irini Terzoglou	GRE	17.88

Series	1	2	3	4	5	6
Krivelyova	19.60	19.97	20.30	20.63	20.03	20.12
Ostapchuk	18.46	19.56	x	19.45	20.12	x
Pavlysh	x	19.43	20.03	18.72	20.08	19.98
Korzhanenko	x	19.12	19.17	x	x	x
Adams	18.55	18.65	17.82	x	x	17.85
Zabawska	18.32	x	18.62	x	18.23	18.49
Kleinert	18.00	18.48	18.38	18.31	18.12	18.07
Legnante	17.48	x	18.28	17.99	17.70	18.08

Contesting her sixth final, Krivelyova finally added a gold medal to go with her Olympic title of 1992. Ostapchuk had the leading qualifying mark of 19.56 and went even further with 20.12 in round five of the final. By then the 34 year-old Russian was in a commanding lead at 20.63. The only other one over 20m was Pavlysh who took the bronze medal, just two places ahead of promising junior Adams. Former winner Kumbernuss failed to reach the final.

Qualifying round (18.40 or top 12 to final) (Aug 27)

Group A qualifiers: Pavlysh 19.00; Kleinert 18.85; Korzhanenko 18.69; Zabawska 18.46; Li 18.23; Adriano 18.20

Non-qualifiers: Yumileidi Cumbá CUB 17.95; Laurence Manfrédi FRA 17.88; Vivian Chukwuemeka NGR 17.45; Nadine Beckel GER 17.42; Chinatsu Mori JPN 16.86; Kristin Heaston USA 16.70

Group B qualifiers: Ostapchuk 19.56; Adams 18.77; Krivelyova 18.66; Tunks 18.44; Terzoglou 18.39; Legnante 17.97

Non-qualifiers: Astrid Kumbernuss GER 17.83; Olga Ryabinkina RUS 17.74; Elena Hila ROU 17.30; Zhang Xiaoyu CHN 16.82; Flor Vásquez DOM 16.52; Iolanta Ulyeva KAZ 16.32; Ana Po'uhila TGA 14.96

XX

Helsinki 2005

Final (Aug 13)

1,	Olga Ryabinkina	RUS	19.64
2,	Valerie Vili	NZL	19.62
3,	Nadine Kleinert	GER	19.07
4,	Yumileidi Cumbá	CUB	18.64
5,	Li Meiju	CHN	18.35
6,	Natalya Khoroneko	BLR	18.34
7,	Christina Schwanitz	GER	18.02
8,	Misleidys González	CUB	18.01
9,	Lieja Tunks	NED	17.83
10,	Assunta Legnante	ITA	16.99
(1,)	Nadezhda Ostapchuk	BLR	DQ (ADr10.1) (20.51)
(4,)	Svetlana Krivelyova	RUS	DQ (ADr10.8) (19.16)

Rightful finalists: Kim Barrett JAM & Olga Ivanova RUS

Series	1	2	3	4	5	6
Ryabinkina	x	19.34	19.64	x	19.06	18.76
Vili	x	18.23	19.62	19.33	x	19.62
Kleinert	x	17.92	18.70	18.87	19.07	x
Cumbá	18.37	x	x	18.57	x	18.64
Li	17.51	18.20	18.35	x	18.10	x
Khoroneko	16.91	17.85	18.25	18.02	18.34	x
Schwanitz	17.55	18.02	x			
González	17.85	18.01	17.82			
[Ostapchuk	20.30	20.13	x	x	20.23	20.51]
[Krivelyova	17.35	18.47	19.16	18.59	19.10	18.94]

In five of the previous seven championships, the title had been won by more than half a metre. Ostapchuk, the only thrower to reach 20m ensured a similar win for herself with her opening throw in the final of 20.30. Of the finalists only Krivelyova (with a best of 21.06 from 1992)

had ever thrown further, and only Cumbá, with 18.37, was within 2m at the end of round one. Ostapchuk had three other fair throws: 20.13, 20.23 and 20.51. Round three saw the other medals decided as Ryabinkina threw 19.64 two throws before Vili managed 19.62.

Krivelyova finished fifth, but all performances by her between August 2004 & 2006 were annulled when a re-test of the doping sample she had given at the 2004 Olympic Games proved positive. Then in March 2013, it was announced that a re-test of the samples taken in Helsinki had shown adverse findings for several athletes including Ostapchuk. She had in the meantime been stripped of a gold at the 2012 London Olympics because of a further infraction. In February 2014, World Athletics confirmed the Belarusian's punishment package. She was banned for four years in 2012-2016 and all her results between Helsinki 2005 and August 14, 2007 were annulled. So after nine years, Ryabinkina became the rightful World Champion, from Vili and Kleinert.

Qualifying round (18.30 or top 12 to final) (Aug 12)

Group A qualifiers: Cumbá CUB 18.94; Ryabinkina RUS 18.72; Li 18.35; Legnante 18.06; Tunks 17.87; Ostapchuk BLR DQ (ADr10.1) (19.65)

Non-qualifiers: Olga Ivanova RUS 17.80; Petra Lammert GER 17.72; Kristin Heaston USA 17.53; Vivian Chukwuemeka NGR 17.50; Elisângela Adriano BRA 16.94; Cristiana Checchi ITA 16.67; Ana Po'uhila TGA 15.14

Group B qualifiers: Vili 19.87; Kleinert 18.90; Khoroneko 18.83; González 18.53; Schwanitz 18.35; Krivelyova DQ (ADr10.8) (19.28)

Non-qualifiers: Kim Barrett JAM 17.85; Chiara Rosa ITA 17.32; Cleopatra Borel-Brown TTO 17.31; Oksana Chibisova RUS 16.67; Lee Mi-Young KOR 16.60; Yoko Toyonaga JPN 16.51; Liz Wanless USA 16.50

X

Osaka 2007

Final (Aug 26)

1,	Valerie Vili	NZL	20.54
2,	Nadine Kleinert	GER	19.77
3,	Li Ling	CHN	19.38
4,	Petra Lammert	GER	19.33
5,	Li Meiju	CHN	18.83
6,	Gong Lijiao	CHN	18.66
7,	Chiara Rosa	ITA	18.39
8,	Anna Omarova	RUS	18.20
9,	Yanina Pravalinska	BLR	18.17
10,	Misleidys González	CUB	18.14
11,	Yumileidi Cumbá	CUB	17.93
(2,)	Nadezhda Ostapchuk	BLR	DQ (ADr10.1) (20.48)

Rightful finalist: Assunta Legnante ITA

Series	1	2	3	4	5	6
Vili	19.89	19.74	19.80	x	19.95	20.54
Kleinert	18.75	19.45	19.04	x	19.77	19.72
Li L	18.21	18.88	x	18.92	x	19.38
Lammert	19.33	x	19.27	18.86	18.92	x
Li M	17.29	18.79	18.83	18.32	18.77	18.62
Gong	17.82	18.66	x	18.34	x	x
Rosa	x	18.35	18.17	18.39	x	x
Omarova	18.20	x	x			
[Ostapchuk	20.04	x	19.17	x	x	20.48]

The only athletes further than 20m prior to Osaka were Ostapchuk, Lammert and Vili. Ostapchuk scared herself in the qualifying, throwing 18.23 to become the 12th qualifier by a margin of just four centimetres. Buoyed up, the Belarusian opened the final with 20.04 to head Vili 19.89 and Lammert 19.33 at the end of round one.

Kleinert moved into bronze medal position in round two with 19.45, while Vili tried to make inroads into Ostapchuk's lead. Her 19.74 in round two was followed by 19.80 in the next round, and 19.95 in round five, while Kleinert made a further improvement to 19.77, also in the penultimate round. Li slipped by Lammert for fourth with 19.38 in the final round. The imposing (1.93/121kg) Vili then produced a Commonwealth record of 20.54 to move into a big lead. Ostapchuk, showing great competitive instincts, reacted by putting her season's best of 20.48 to end a superb final round.

As reported for Helsinki 2005, the Belarusian had all her results annulled for a period of two years up to a fortnight before competing in Osaka. In 2012 she was quickly stripped of the Olympic title after failing another test, then in October 2017 the newly-formed Athletics Integrity Unit reported further adverse findings in her doping control

samples at Osaka 2007 and the 2008 Beijing Olympics. Her punishment: disqualification of all results from August 26, 2007 to August 5, 2012. She had already been banned/disqualified for two years before that period, and for four years afterwards.

Qualifying round (18.35 or top 12 to final) (Aug 26)

Group A qualifiers: Vili 19.45; Li M 19.05; Rosa 18.77; Li L 18.76; Lammert 18.72; Pravalinska 18.52; Cumbá 18.29

Non-qualifiers: Anna Avdeyeva RUS 18.19; Helena Engman SWE 17.50; Kristin Heaston USA 17.40; Elisângela Adriano BRA 17.07; Sarah Stevens USA 16.87; Ana Po'uhila TGA 16.62; Lin Chia-Ying TPE 16.41

Group B qualifiers: Kleinert 19.17; Omarova 18.85; Gong 18.38; González 18.28; Ostapchuk DQ (ADr10.1) (18.23)

Non-qualifiers: Assunta Legnante ITA 18.19; Oksana Gaus RUS 17.65; Cleopatra Borel-Brown TTO 17.29; Yoko Toyonaga JPN 17.02; Jillian Camarena USA 16.95; Irache Quintanal ESP 16.53; Anca Heltne ROU 16.27; Iolanta Ulyeva KAZ 15.52; Vivian Chukwumeka NGR NM

✕ Berlin 2009

Final (Aug 16)

1, Valerie Vili	NZL	20.44
2, Nadine Kleinert	GER	20.20
3, Gong Lijiao	CHN	19.89
4, Anna Avdeyeva	RUS	19.66
5, Michelle Carter	USA	18.96
6, Li Meiju	CHN	18.76
7, Misleydis González	CUB	18.74
8, Mailín Vargas	CUB	18.67

9, Liu Xiangrong CHN 18.52; 10, Denise Hinrichs GER 18.39; 11, Christina Schwanitz GER 17.84; (4,) Natalia Mikhnevich BLR DQ (ADr10.8) (19.66)

Rightful finalist: Cleopatra Borel-Brown TTO

Series	1	2	3	4	5	6
Vili	19.40	x	20.25	20.16	20.44	20.25
Kleinert	20.06	19.52	20.20	19.61	x	x
Gong	19.69	19.89	19.68	19.75	x	x
Avdeyeva	18.66	18.78	19.48	19.66	x	x
Carter	x	18.93	18.96	x	18.30	x
Li	18.76	18.35	18.66	x	x	x
González	18.73	18.57	x	18.60	18.74	18.43
Vargas	18.67	18.10	18.11			
[Mikhnevich	19.66	x	19.27	19.51	x	x]

Vili, the reigning World and Olympic Champion, was the prohibitive favourite, and duly led the qualifiers with 19.70. Notably, all those who advanced used the traditional "O'Brien" technique. In the final, Vili got off to a slow start with 19.40, which was exceeded in the opening round by Kleinert (20.06) equaling her lifetime best, Gong and Mikhnevich. The Chinese thrower improved to a personal best of 19.89 in round two. By her third throw Vili had also been overtaken by Avdeyeva (19.48), but she then launched the shot out to 20.25. Kleinert, clearly galvanized by the home crowd, improved her best to 20.20, and Vili responded with throws of 20.16, a winning 20.44, and another 20.25. Kleinert won her third silver medal in the event, while Vili would subsequently win the World Athletics Final with 21.07, her eleventh consecutive annual improvement.

The victory lap of the medallists (and also the heptathletes) was paused at the 300m point for the men's 100m final.

Qualifying round (18.50 or top 12 to final) (Aug 16)

Group A qualifiers: Avdeyeva 18.92; Hinrichs 18.69; Li 18.53; Schwanitz 18.25; Vargas 18.14; Mikhnevich DQ (ADr10.8) (19.12)

Non-qualifiers: Anca Heltne ROU 17.92; Chiara Rosa ITA 17.89; Austra Skujytė LTU 17.86; Laurence Manfrédi FRA 17.25; Helena Engman SWE 17.19; Jill Camarena USA 16.92; Annie Alexander TTO 16.01; Kristin Heaston USA 14.98

Group B qualifiers: Vili 19.70; Kleinert 19.36; Gong 19.08; González 18.62; Carter 18.44; Liu 18.10

Non-qualifiers: Cleopatra Borel-Brown TTO 17.99; Mariam Kevkhishvili GEO 17.95; Yanivius López CUB 17.71; Natalia Ducó CHI 17.61; Jessica Cérival FRA 17.30; Anita Márton HUN 16.80; Leyla Rajabi IRI 16.60; Ana Po'uhila TGA 16.09

✕✕ Daegu 2011

Final (Aug 29)

1, Valerie Adams	NZL	21.24
------------------	-----	-------

2, Jillian Camarena-Williams	USA	20.02
3, Gong Lijiao	CHN	19.97
4, Yevgeniya Kolodko	RUS	19.78
5, Li Ling	CHN	19.71
6, Anna Avdeyeva	RUS	19.54
7, Nadine Kleinert	GER	19.26
8, Michelle Carter	USA	18.76

9, Natalia Mikhnevich BLR 18.47; 10, Christina Schwanitz GER 17.96; 11, Cleopatra Borel-Brown TTO 17.62; (2,) Nadezhda Ostapchuk BLR DQ (ADr10.8) (20.05); (10,) Anna Omarova RUS DQ (ADr10.1) (18.67)

Rightful finalists: Chiara Rosa ITA & Misleydis González CUB

Series	1	2	3	4	5	6
Adams	19.37	x	20.04	20.72	x	21.24
C-Williams	19.63	18.53	19.24	20.02	18.80	19.44
Gong	19.64	x	x	19.82	19.97	x
Kolodko	18.42	18.28	19.78	x	x	19.26
Li	19.12	19.71	19.23	19.60	19.50	19.49
Avdeyeva	18.80	18.65	19.16	18.96	19.54	18.51
Kleinert	19.26	x	18.83	x	x	-
Carter	18.76	x	18.13			
[Ostapchuk	19.58	19.34	19.87	19.87	20.05	19.60]

Between them, Adams and (initially) Ostapchuk had won six of the 12 available medals since 2003, and had the top 11 marks of the season, so it was no surprise to find them on the podium again. Gong (19.64) and Camarena-Williams (19.63) led until the third round, when Adams (20.04), Ostapchuk (19.87) and Kolodko (a personal best of 19.78) all clicked. Adams put the gold medal beyond doubt in the next round with 20.72, as Camarena-Williams improved to 20.02. Ostapchuk went into silver medal position in the fifth with 20.05, but for reasons set out in the report of the 2007 shot put, she was ultimately stripped of that medal, her third such forfeit after 2005 & 2007.

On the last throw of the competition Adams "smashed the crap out of the shot" and it landed 21.24 away from the circle. The popular New Zealander bounded around with glee when she saw the measurement, which was a lifetime best and Commonwealth record, and equalled Lisovskaya's ancient championship record from 1987. The winner had since 2010 been coached by Jean-Pierre Egger, who was also the trainer of triple male World Champion Werner Günthör.

Qualifying round (18.65 or top 12 to final) (Aug 28)

Group A qualifiers: Adams 19.79; Camarena-Williams 19.09; Borel-Brown 18.95; Avdeyeva 18.92; Mikhnevich 18.88; Kleinert 18.75; Li 18.67

Non-qualifiers: Misleydis González CUB 18.24; Julie Labonté CAN 18.04; Josephine Terlecki GER 17.85; Sarah Walker USA 17.20; Radoslava Mavrodieva BUL 15.76

Group B qualifiers: Gong 19.21; Schwanitz 19.20; Kolodko 18.90; Carter 18.85; Ostapchuk DQ (ADr10.8) (19.11); Omarova DQ (ADr10.1) (19.03)

Non-qualifiers: Chiara Rosa ITA 18.28; Mailín Vargas CUB 18.27; Liu Xiangrong CHN 18.22; Natalia Ducó CHI 17.42; Anita Márton HUN 17.04; Lee Mi-Young KOR 16.18; Simoné du Toit RSA 15.83

✕ Moscow 2013

Final (Aug 12)

1, Valerie Adams	NZL	20.88
2, Christina Schwanitz	GER	20.41
3, Gong Lijiao	CHN	19.95
4, Michelle Carter	USA	19.94
5, Li Ling	CHN	18.39
6, Irina Tarasova	RUS	18.37
7, Tia Brooks	USA	18.09
8, Halyna Obleshchuk	UKR	18.08

9, Liu Xiangrong CHN 18.04; 10, Natalia Ducó CHI 18.02; 11, Alena Kopets BLR 17.70; (5,) Yevgeniya Kolodko RUS (ADr10.8) (19.81)

Rightful finalist: Josephine Terlecki GER

Series	1	2	3	4	5	6
Adams	20.41	20.46	20.88	x	20.76	20.32
Schwanitz	19.22	19.72	19.61	19.42	19.74	20.41
Gong	19.16	19.95	19.74	x	19.37	19.77
Carter	19.92	19.94	19.35	x	19.67	19.57
Li	18.30	17.97	18.18	17.68	18.39	18.32
Tarasova	18.06	17.82	18.08	18.31	x	18.37
Brooks	18.09	x	17.94	17.73	x	17.49
Obleshchuk	16.84	18.08	17.92			
[Kolodko	18.97	19.49	19.40	19.81	x	x]

Adams came to Moscow with an unbeaten streak of 39, and the best five marks of the season. Her former arch rival Nadezhda Ostapchuk was absent, having failed two doping tests at the London Olympics and a further re-test of her sample from Helsinki 2005.

In the first round of the final, Carter opened with 19.92, then Adams took the lead with 20.41. The New Zealander claimed the title with her second round throw of 20.46, improving in the third to 20.88, her best of the day. Gong's second round 19.95 held the silver medal until the final round, when the ecstatic Schwanitz jumped up from fifth with a personal best 20.41. For Adams it was a fourth title in a row, making her the first woman to achieve that feat.

Qualifying round (18.70 or top 12 to final) (Aug 11)

Group A qualifiers: Adams 19.89; Gong 18.88; Liu 18.68; Brooks 17.92; Kolodko 19.55; Kolodko DQ (ADR10.8) (19.55)

Non-qualifiers: Josephine Terlecki GER 17.87; Cleopatra Borel TTO 17.84; Anca Heltne ROU 17.76; Yulia Leantsiuk BLR 17.73; Sandra Lemus COL 17.55; Anita Márton HUN 17.32; Olga Holodnaya UKR 17.21; Emel Dereli TUR 16.60; Valentina Mužarić CRO 16.47

Group B qualifiers: Carter 19.76; Schwanitz 19.18; Tarasova 18.37; Ducó 18.28; Li 18.19; Obleshchuk 18.04; Kopets 17.87

Non-qualifiers: Geisa Arcanjo BRA 17.55; Radoslava Mavrodieva BUL 17.34; Chiara Rosa ITA 17.18; Úrsula Ruiz ESP 17.14; Ahymará Espinoza VEN 16.86; Yaniuvis López CUB 16.82; Aliona Dubitskaya BLR 16.53; Alyssa Hasslen USA 15.97

Beijing 2015

Final (Aug 22)

1,	Christina Schwanitz	GER	20.37
2,	Gong Lijiao	CHN	20.30
3,	Michelle Carter	USA	19.76
4,	Anita Márton	HUN	19.48
5,	Gao Yang	CHN	19.04
6,	Aliona Dubitskaya	BLR	18.52
7,	Yulia Leantsiuk	BLR	18.25
8,	Natalia Mikhnevich	BLR	18.24
9, Natalia Ducó CHI 17.98; 10, Jeneva Stevens USA 17.84; 11, Paulina Guba POL 17.52; 12, Cleopatra Borel TTO 17.43			

Series	1	2	3	4	5	6
Schwanitz	19.80	20.00	20.37	x	20.10	x
Gong	20.30	20.05	20.25	x	x	19.91
Carter	19.45	19.76	18.57	18.85	19.48	19.71
Márton	18.02	18.23	18.06	19.48	18.89	19.11
Gao	18.15	18.09	17.84	19.04	x	x
Dubitskaya	18.21	x	18.52	17.43	x	x
Leantsiuk	17.38	18.25	17.67	17.85	x	17.85
Mikhnevich	17.05	18.09	17.75	18.11	17.79	18.24

Gong and Schwanitz had met five times during 2015 before Beijing, with the German winning 3-2. Could Schwanitz prevent a home win on the first night of the championships? Gong opened the final with an excellent 20.30, and followed with 20.05 and 20.25. In the meantime, the German had improved from 20.00 to a winning 20.37 in round three. After five 20m throws between them in the first half of the competition, there was only one such mark in the second half – 20.10 by Schwanitz, though the German did touch the 20m with her final effort before deliberately fouling. Behind them, Carter earned her first outdoor global championship medal with 19.76 ahead of Márton's Hungarian record of 19.48. Four-time winner Valerie Adams was coming back after knee surgery and decided not to compete in Beijing.

Qualifying round (18.30 or top 12 to final) (Aug 22)

Group A qualifiers: Schwanitz 19.39; Márton 18.85; Borel 18.55; Dubitskaya 18.51; Gao 18.21; Guba 17.73

Non-qualifiers: Tia Brooks USA 17.71; Chiara Rosa ITA 17.54; Geisa Arcanjo BRA 17.42; Halyna Obleshchuk UKR 16.97; Auriole Dongmo CMR 16.85; Danniell Thomas JAM 16.62

Group B qualifiers: Carter 19.22; Gong 19.11; Mikhnevich 18.57; Ducó 18.29; Stevens 18.05; Leantsiuk 17.96

Non-qualifiers: Guo Tianqian CHN 17.10; Yaniuvis López CUB 17.10; Leyla Rajabi IRI 17.04; Ahymará Espinoza VEN 16.76; Úrsula Ruiz ESP 16.36; Keely Medeiros BRA 15.17

London 2017

Final (Aug 9)

1,	Gong Lijiao	CHN	19.94
2,	Anita Márton	HUN	19.49
3,	Michelle Carter	USA	19.14
4,	Danniell Thomas-Dodd	JAM	18.91
5,	Gao Yang	CHN	18.25
6,	Brittany Crew	CAN	18.21
7,	Yulia Leantsiuk	BLR	18.12
8,	Yaniuvis López	CUB	18.03
9, Geisa Arcanjo BRA 18.03; 10, Raven Saunders USA 17.86; 11, Melissa Boekelman NED 17.73; 12, Bian Ka CHN 17.60			

Series	1	2	3	4	5	6
Gong	19.16	19.35	19.03	x	19.94	19.89
Márton	18.50	18.89	18.65	18.33	18.54	19.49
Carter	18.82	18.86	19.14	19.03	x	18.97
Thomas-Dodd	18.70	x	18.76	18.56	18.91	18.76
Gao	18.03	18.00	17.79	18.22	18.11	18.25
Crew	17.52	18.21	17.71	x	x	x
Leantsiuk	17.84	x	18.12	x	x	17.51
López	17.28	17.98	18.03	x	17.46	x

Unlike the men, gliders were in the majority in the women's shot final. They included the winner Gong, finally a global champion after a string of minor medals at world or Olympic level. The German-based Chinese was always in front, from her 19.16 in the first round, followed by 19.35 when no-one else could reach 19m. The best of the rest to that point were Olympic medallists Márton (18.89) and Carter (18.86), then in the third Carter progressed to 19.14. Márton lost another place when Thomas-Dodd reached 18.91 in the fifth, a round which was ended with Gong's winning distance of 19.94. The Hungarian went back up into second spot with her closing 19.49. The winner's success, concluded the London biomechanics, "was her ability to generate the most extra velocity in the final element of her put". The last two champions Adams and Schwanitz were each missing due to maternity.

Qualifying round (18.30 or top 12 to final) (Aug 8)

Group A qualifiers: Márton 18.76; Saunders 18.63; Thomas-Dodd 18.42; Bian 18.18; Crew 18.01; Boekelman 17.88; Gao 17.87

Non-qualifiers: Aliona Dubitskaya BLR 17.68; Klaudia Kardasz POL 17.52; Radoslava Mavrodieva BUL 16.99; Noora Salem Jassem BRN 16.97; Rachel Wallader GBR 16.81; Jessica Cérival FRA 16.56; María Belén Toimil ESP 16.38; Jessica Inghide GBS 14.63

Group B qualifiers: Gong 18.97; Carter 18.92; Leantsiuk 18.01; López 17.84; Arcanjo 17.79

Non-qualifiers: Sara Gambetta GER 17.71; Natalia Ducó CHI 17.66; Paulina Guba POL 17.52; Dani Bunch USA 17.39; Dimitriana Surdu MDA 17.37; Fanny Roos SWE 17.31; Taryn Suttie CAN 16.47; Sandra Lemus COL 16.36; Úrsula Ruiz ESP 16.20; Gleneve Grange JAM 15.96

Doha 2019

Final (Oct 3)

1,	Gong Lijiao	CHN	19.55
2,	Danniell Thomas-Dodd	JAM	19.47
3,	Christina Schwanitz	GER	19.17
4,	Maggie Ewen	USA	18.93
5,	Anita Márton	HUN	18.86
6,	Aliona Dubitskaya	BLR	18.86
7,	Chase Ealey	USA	18.82
8,	Brittany Crew	CAN	18.55
9, Michelle Carter USA 18.41; 10, Paulina Guba POL 18.02; 11, Sophie McKinna GBR 17.99; 12, Dimitriana Surdu MDA 17.64			

Series	1	2	3	4	5	6
Gong	19.07	19.42	19.21	19.55	x	x
Thomas-Dodd	18.97	19.02	19.36	19.05	x	19.47
Schwanitz	18.61	18.87	18.68	18.67	19.17	18.44
Ewen	18.04	18.48	18.79	18.91	18.93	x
Márton	18.75	18.41	18.37	18.28	18.18	18.86
Dubitskaya	18.66	18.48	18.86	18.36	18.58	18.55
Ealey	18.70	18.25	x	x	18.82	18.61
Crew	18.46	18.18	x	18.55	18.40	17.46

Gong retained her title and became the first woman to win six World Championship medals in the same field event. She was given a stiff battle by Commonwealth Champion Thomas-Dodd. The Chinese took the lead with 19.07 in round one before improving to 19.42 (round 2) then 19.55 (round 4). The Jamaican responded well with 19.36 in the third, then in the fifth landed what might have been a winning put, in the 20m region. Unfortunately for her, a red flag was raised, as it was one throw later when Gong also hit the 20m tape. Thomas-Dodd finished with a valiant 19.47 and Gong fouled again. Schwanitz won the battle for bronze, overtaking Ewen in round five with 19.17.

Qualifying round (18.40 or top 12 to final) (Oct 2)

Group A qualifiers: Thomas-Dodd 19.32; Carter 18.85; McKinna 18.61; Dubitskaya 18.51; Ealey 18.35; Crew 18.30; Guba 18.04

Non-qualifiers: Sara Gambetta GER 18.01; Zhang Linru CHN 17.65; Portious Warren TTO 17.46; Geisa Arcanjo BRA 17.45; Song Jiayuan CHN 17.24; Oyesade Olatoye NGR 16.97; Ahymará Espinoza VEN 16.89

Group B qualifiers: Ewen 19.21; Gong 18.96; Surdu 18.71; Schwanitz 18.52; Márton 18.44

Non-qualifiers: Fanny Roos SWE 18.01; Klaudia Kardasz POL 17.79; Emel Dereli TUR 17.71; Alena Pasechnik BLR 17.55; Alina Kenzel GER 17.46; Noora Salem Jassem BRN 17.36; Sarah Mitton CAN 17.24; Maddison-Lee Wesche NZL 17.22

SHOT PUT

Multiple Medallists:

6	Gong Lijiao	CHN	09-3, 11-3, 13-3, 15-2, 17-1, 19-1
5	Nadine Kleinert/Schmitt	GER	99-2, 01-2, 05-3, 07-2, 09-2
	Valerie Vili/Adams	NZL	05-2, 07-1, 09-1, 11-1, 13-1
4	Svetlana Krivelyova	URS/RUS	91-3, 93-2, 99-3, 03-1
3	Huang Zhihong	CHN	91-1, 93-1, 95-2
	Astrid Kumbernuss	GER	95-1, 97-1, 99-1
	Vita Pavlysh	UKR	97-2, 01-3, 03-3
	Christina Schwanitz	GER	13-2, 15-1, 19-3
2	Natalya Lisovskaya	URS	87-1, 91-2
	Kathrin Neimke	GDR/GER	87-2, 93-3
	Michelle Carter	USA	15-3, 17-3

Most Finals/Appearences:

8	Kleinert/Schmitt		97-7, 99-2, 01-2, 03-7, 05-3, 07-2, 09-2, 11-7
---	------------------	--	--

National Placings:

	1	2	3	4	5	6	7	8	Points
GER	4	7	6	4	-	4	5	2	161
CHN	4	2	4	2	10	4	1	-	134
RUS	2	1	1	4	1	2	-	1	60
USA	-	1	2	2	2	-	3	1	44
NZL	4	1	-	-	1	-	-	-	43
URS	1	1	1	1	2	-	1	-	36
BLR	1	1	-	1	-	3	3	1	36
UKR	-	1	2	-	-	-	1	1	22
HUN	-	1	-	1	1	-	-	-	16
CUB	-	-	-	1	-	1	1	6	16
JAM	-	1	-	1	-	-	-	-	12
TCH	1	-	-	-	-	-	-	1	9
BUL	-	-	1	-	-	-	-	-	6
POL	-	-	-	-	-	1	-	2	5
CAN	-	-	-	-	-	1	-	1	4
ROU	-	-	-	-	-	1	-	-	3
ITA	-	-	-	-	-	-	1	1	3
AUT	-	-	-	-	-	-	1	-	2
Totals	17	17	17	17	17	17	17	17	612

Discus Throw

Helsinki 1983

Final (Aug 10)

1,	Martina Opitz	GDR	68.94
2,	Galina Murašova	URS	67.44
3,	Mariya Petkova	BUL	66.44
4,	Tsvetanka Khristova	BUL	65.62
5,	Gisela Beyer	GDR	65.26
6,	Zdenka Šilhavá	TCH	64.32
7,	Ria Stalman	NED	63.76
8,	Meg Ritchie	GBR	62.50
9,	Florența Crăciunescu	ROU	62.14
10,	Svetla Mitkova	BUL	62.06
11,	Galina Savinkova	URS	59.28
12,	Maria Badea	ROU	58.10

Series	1	2	3	4	5	6
Opitz	x	66.42	67.76	67.22	68.74	68.94
Murašova	x	64.82	65.96	64.80	x	67.44
Petkova	62.48	66.44	x	x	x	x
Khristova	65.62	65.52	63.62	62.24	63.42	62.90
Beyer	x	65.06	65.00	x	63.84	65.26
Šilhavá	60.58	64.18	62.76	x	64.32	x
Stalman	61.48	63.76	62.42	59.50	63.20	62.92
Ritchie	60.66	62.50	60.50	60.64	x	x

A major shock was the failure of Savinkova – the world record holder at 73.26 – to qualify for three further throws in the final. Just as the Soviet thrower was below her best form, so the GDR's Martina Opitz must have been inspired. Only her country's second-string thrower, she took the lead in round 2 and improved with three of her remaining throws. All of these were better than the best of the runner-up Murashova, who clinched the silver with her final throw.

Qualifying round (61.00 or top 12 to final) (Aug 9)

Group A qualifiers: Petkova 65.84; Šilhavá 64.68; Opitz 64.66; Murašova 64.00; Mitkova 60.58; Ritchie 59.28; Badea 57.82

Non-qualifiers: Anne Paavola FIN 54.92; Li Xiachui CHN 54.58; Maryline Adam VAN 33.36

Group B qualifiers: Beyer 64.14; Savinkova 63.58; Crăciunescu 61.70; Khristova 61.50; Stalman 60.16

Non-qualifiers: Ulla Lundholm FIN 57.64; Carol Cady USA 57.34; Venissa Head GBR 53.78; Mariëtte van Heerden ZIM 45.22; Mereoni Vibose FIJ 42.36; Juliet Cain NRU NM

Rome 1987

Final (Aug 31)

1,	Martina Hellmann	GDR	71.62
2,	Diana Gansky	GDR	70.12
3,	Tsvetanka Khristova	BUL	68.82
4,	Ilke Wyludda	GDR	68.20
5,	Svetla Mitkova	BUL	66.58
6,	Zdenka Šilhavá	TCH	64.82
7,	Larisa Mikhailchenko	URS	64.72
8,	Mariana Lengyel	ROU	62.30
9,	Maritza Marten	CUB	62.00
10,	Larisa Korotkevich	URS	60.74
11,	Renata Katewicz	POL	58.22
12,	Connie Price	USA	NM

Series	1	2	3	4	5	6
Hellmann	71.08	68.90	69.66	71.62	x	67.86
Gansky	66.64	67.50	70.12	68.78	65.42	x
Khristova	63.72	66.10	65.38	63.36	68.82	68.80
Wyludda	68.20	62.60	62.06	67.64	67.06	67.44
Mitkova	64.86	65.44	65.48	65.58	x	66.58
Šilhavá	64.34	64.82	x	64.46	64.30	63.88
Mikhailchenko	64.18	64.72	59.72	63.66	60.68	63.54
Lengyel	62.30	59.28	59.54	x	58.14	60.86

Hellmann (née Opitz) became the first female athlete to retain a world title. She did so emphatically: with the first throw of the final, she set a championship record of 71.08. This she improved to 71.62 in the fourth round. The only other 70m throw of the contest was by Gansky in the third.

The GDR filled three of the first four places, with world junior record holder Wyludda in fourth spot. World senior record holder Šilhavá placed sixth, just as she had in Helsinki.

Qualifying round (62.50 or top 12 to final) (Aug 30)

Group A qualifiers: Gansky 63.64; Mitkova 62.80; Mikhailchenko 62.52; Marten 60.40; Price 59.90; Lengyel 59.72

Non-qualifiers: Anne Kansakangas FIN 57.10; Yu Hourun CHN 56.70; Nebila Mouelhi TUN 45.94; Hanane Ahmed Khaled EGY 42.64; Dorie Cortejo PHI 40.98; Morgyn Warner ZIM 38.56

Group B qualifiers: Wyludda 68.40; Khristova 66.86; Hellmann 66.80; Šilhavá 64.64; Korotkevich 60.48; Katewicz 58.88

Non-qualifiers: Carol Cady USA 58.50; Hou Xuemei CHN 58.26; Anetta Khorina URS 57.76; María Urrutía COL 53.94; Maria Marella ITA 52.74

Tokyo 1991

Final (Aug 31)

1,	Tsvetanka Khristova	BUL	71.02
2,	Ilke Wyludda	GER	69.12

3,	Larisa Mikhailchenko	URS	68.26
4,	Martina Hellmann	GER	67.14
5,	Daniela Costian	AUS	66.06
6,	Min Chunfeng	CHN	65.56
7,	Irina Yatchenko	URS	64.92
8,	Zhao Yonghua	CHN	63.62

9, Ellina Zvereva URS 63.22; 10, Maritza Martén CUB 62.40; 11, Xiao Yanling CHN 61.20; 12, Bárbara Hechavarría CUB 60.62

Series	1	2	3	4	5	6
Khristova	62.16	64.20	62.82	x	66.96	71.02
Wyludda	67.10	68.78	66.34	69.00	69.12	x
Mikhailchenko	66.20	67.30	67.46	67.12	67.96	68.26
Hellmann	65.32	66.28	67.14	65.80	x	66.56
Costian	64.32	x	65.56	x	66.06	x
Min	63.76	64.70	62.32	65.56	63.88	64.30
Yatchenko	63.84	63.86	x	64.92	60.76	62.24
Zhao	60.94	63.62	61.28	x	60.84	x

The day after Carl Lewis's long jump defeat there was another shock when Wyludda – the winner of her previous 40 contests – was beaten. Not that the German performed badly. She threw season's bests in the fourth (69.00) and fifth rounds (69.12) to establish a commanding lead. Earlier in the fifth round, the pony-tailed Khristova had improved from seventh to third with 66.96, pushing defending champion Hellmann out of the medals.

The Bulgarian really clicked in round 6. Taking two turns, she propelled the discus clearly past the 70m line. To avoid defeat, the German needed to throw further than she had for the past 15 months. She waited until after the women's high jump ceremony to take her chance, but fell short of 70m and deliberately fouled.

"I had a certain degree of confidence I could win a medal, but I didn't expect such a long throw as 71 metres," said Khristova. "Wyludda must be surprised."

Khristova served a four-year doping suspension from 1993. Sadly, she died at age 46 in 2008 from lung cancer and bronchopneumonia.

Qualifying round (62.00 or top 12 to final) (Aug 29)

Group A qualifiers: Wyludda 67.72; Costian 62.74; Martén 60.88; Yatchenko 60.38; Zhao 59.80

Non-qualifiers: Franka Dietzsch GER 59.16; Stefeniya Simova BUL 58.10; Lacy Barnes USA 56.84; Agnese Maffei ITA 56.36; Mette Bergmann NOR 55.78; Teresa Machado POR 53.64; Alice Matejková TCH 53.22; Ikuko Kitamori JPN 48.52; Maria Obando NCA 41.78; Hanane Ahmed Khaled EGY DNS

Group B qualifiers: Khristova 67.10; 2, Hellmann 65.26; Mikhailchenko 64.68; Zvereva 61.86; Xiao 61.68; Hechavarría 60.86; Min 59.42

Non-qualifiers: Vladimira Malatová TCH 58.38; Marie-Paule Geldhof BEL 57.26; Carla Garrett USA 56.62; Jackie McKernan GBR 55.64; Manuela Tirneci ROU 55.62; Penny Neer USA 54.26; Angeles Barreiro ESP 51.24; Wilna Bredenhann NAM 43.60; Hughette Robertson GUY 34.52

Stuttgart 1993

Final (Aug 19)

1,	Olga Burova	RUS	67.40
2,	Daniela Costian	AUS	65.36
3,	Min Chunfeng	CHN	65.26
4,	Maritza Martén	CUB	64.62
5,	Anja Gündler	GER	62.92
6,	Bárbara Hechavarría	CUB	62.52
7,	Nicoleta Grasú	ROU	62.10
8,	Franka Dietzsch	GER	62.06

9, Vladimira Malatová TCH 61.10; 10, Larisa Mikhailchenko UKR 60.76; 11, Ilke Wyludda GER 60.42; Qiu Qiaoping CHN NM

Series	1	2	3	4	5	6
Burova	63.28	67.40	65.80	67.06	65.00	x
Costian	63.90	64.78	64.66	65.36	65.12	x
Min	62.16	61.88	65.26	61.92	x	64.10
Martén	x	60.98	63.34	63.38	64.62	64.42
Gündler	62.24	60.26	62.36	59.52	62.72	62.92
Hechavarría	60.70	60.16	62.52	x	x	58.44
Grasú	x	56.78	62.10	x	61.26	59.52
Dietzsch	61.34	61.28	58.86	60.30	62.06	60.76

For the third successive World Championships, the qualifying round was won by Ilke Wyludda. Sadly, the German had been hampered by

injury all summer and had nothing left for the final, finishing 11th.

The ex-Romanian Costian took an early lead in the final with throws of 63.90 and 64.78. Later in the second round, Burova threw 67.40 and this proved to be the winning effort. In the third round, Min moved into second place, but was back to third in the next round when Costian improved to 65.36.

Qualifying round (62.50 or top 12 to final) (Aug 17)

Group A qualifiers: Wyludda 64.06; Min 63.56; Burova 63.44; Costian 62.52; Grasú 62.28; Hechavarría 61.60

Non-qualifiers: Svetla Mitkova BUL 61.18; Ellina Zvereva BLR 59.64; Jacqueline Goormachtigh NED 58.74; Mette Bergmann NOR 58.12; Zdenka Šilhavá TCH 57.16; Jackie McKernan GBR 56.14; Teresa Machado POR 56.02; Ursula Weber AUT 55.48; Carla Garrett USA 53.52; Monia Kari TUN 51.26; Aye Aye Nwe MYA 47.40

Group B qualifiers: Marten 63.66; Gündler 62.82; Qiu 62.32; Dietzsch 61.66; Mikhailchenko 61.56; Malatová 61.22

Non-qualifiers: Larisa Korotkevich RUS 61.12; Renata Katewicz POL 60.66; Austrute Mikelytė LTU 59.82; Manuela Tirneci ROU 59.50; Connie Price-Smith USA 59.16; Agnese Maffei ITA 57.06; Kris Kuehl USA 56.66; Alice Matejková TCH 53.86; Danijela Čurović IWP 53.72; Theresa Brick CAN 50.38; Orepá Naseri SAM 26.30

Gothenburg 1995

Final (Aug 12)

1,	Ellina Zvereva	BLR	68.64
2,	Ilke Wyludda	GER	67.20
3,	Olga Chernyavskaya	RUS	66.86
4,	Maritza Martén	CUB	64.36
5,	Natalya Sadova	RUS	62.60
6,	Mette Bergmann	NOR	62.48
7,	Franka Dietzsch	GER	61.28
8,	Lyudmila Filimonova	BLR	61.16

9, Irina Yatchenko BLR 60.48; 10, Bárbara Hechavarría CUB 58.98; 11, Anastasia Kelesidou GRE 58.96; 12, Daniela Costian AUS 56.46

Series	1	2	3	4	5	6
Zvereva	68.64	63.04	65.42	63.82	65.86	66.92
Wyludda	64.00	66.02	66.60	65.48	67.20	67.00
Chernyavskaya	66.86	65.20	x	59.58	x	62.86
Martén	x	63.22	63.12	60.44	64.36	x
Sadova	59.64	62.60	59.42	60.62	59.58	x
Bergmann	x	x	62.48	x	x	59.48
Dietzsch	61.28	60.72	58.60	x	x	x
Filimonova	54.32	59.26	61.16	58.94	x	x

Zvereva completed the Belarus discus medal collection by adding gold to the silver and bronze taken by her compatriots in the men's contest one day earlier. The 34 year-old threw 68.64 in the first round to easily beat the 66.86 by defending champion Chernyavskaya (formerly Burova). Wyludda, the favourite, was beaten again. She stayed in third place until reaching 67.20 in the fifth round, so she did at least repeat her 1991 silver.

"I knew that I had only one chance – to throw the big one in the first round," said Zvereva. "I'm not sure I would have been the champ had I thrown my best in the second or third round."

Qualifying round (62.00 or top 12 to final) (Aug 10)

Group A qualifiers: Sadova 63.64; Zvereva 62.44; Costian 61.42; Filimonova 61.18; Hechavarría 60.48; Dietzsch 59.78

Non-qualifiers: Teresa Machado POR 58.68; Nicoleta Grasú ROU 58.62; Corrie de Bruin NED 58.14; Zdenka Šilhavá CZE 56.38; Edie Boyer USA 55.14; Danyel Mitchell USA 54.62; Beatrice Faumuina NZL 54.32; Stella Tsikouna GRE 49.92; Caroline Fournier MRI 45.18; Eva María Dimas ESA 41.78

Group B qualifiers: Wyludda 65.24; Bergmann 64.50; Martén 64.42; Chernyavskaya 62.96; Yatchenko 62.54; Kelesidou 59.88

Non-qualifiers: Jana Lauren GER 59.56; Lisa-Marie Vizaniari AUS 59.24; Atanaska Angelova BUL 58.94; Li Qiumei CHN 58.88; Cristina Boit ROU 58.54; Jacqueline Goormachtigh NED 57.82; Melissa Weis USA 57.34; Danijela Čurović YUG 56.88; Jackie McKernan GBR 54.78; Oumou Traoré MLI 36.46; Rangi Ngaata COK 32.84

Athens 1997

Final (Aug 7)

1,	Beatrice Faumuina	NZL	66.82
2,	Ellina Zvereva	BLR	65.90
3,	Natalya Sadova	RUS	65.14

4,	Larisa Korotkevich	RUS	63.02
5,	Irina Yatchenko	BLR	62.58
6,	Teresa Machado	POR	62.00
7,	Stella Tsikouna	GRE	61.92
8,	Agnese Maffei	ITA	61.40
9,	Luan Zhili CHN	60.62;	10, Nicoleta Grasu ROU 60.14;
11,	Anna Söderberg SWE	58.22;	12, Lisa-Marie Vizaniari AUS 57.56

Series	1	2	3	4	5	6
Faumuina	x	x	66.82	62.60	x	x
Zvereva	63.40	65.90	61.86	64.98	64.64	65.72
Sadova	63.70	65.14	x	63.08	x	x
Korotkevich	62.76	62.44	60.96	x	63.02	62.04
Yatchenko	x	62.02	61.40	62.58	60.70	57.94
Machado	62.00	60.78	x	x	59.92	x
Tsikouna	61.92	57.70	x	58.00	59.66	58.12
Maffei	61.40	54.98	57.48	54.36	54.28	x

Faumuina lived dangerously before winning New Zealand's first ever world title (or medal even). In the qualifying competition she faced a crisis after fouling her first two throws. She might have opted for a safety throw but there was no compromise as she registered a distance of 64.58. In the final the same thing happened. Two fouls left her facing extinction and she needed over 61m to survive the cut. No problem ... despite, or maybe because of, the pressure she threw 66.82, which not only ensured her three more trials but won her the title. She had come a long way since Gothenburg where she failed to reach the final, placing 28th of the 33 entrants with 54.32. Defending champion Zvereva and Olympic silver medallist Sadova were unable to improve upon their second round efforts of 65.90 and 65.14 for the other medals.

Qualifying Round (62.50 of top 12 to final) (Aug 5)

Group A qualifiers: Yatchenko 65.00; Faumuina 64.58; Tsikouna 61.52; Grasu 60.44; Korotkevich 60.30; Vizaniari 60.28; Maffei 59.94

Non-qualifiers: Liu Fengying CHN 59.50; Alice Matejková CZE 58.96; Suzy Powell USA 54.22; Shelley Drew GBR 53.96; Tzvetanka Khristova BUL 53.64; Areti Abatzi GRE 49.72; Hüsnüye Keskin TUR 48.80

Group B qualifiers: Zvereva 65.94; Sadova 65.14; Machado 61.36; Luan 61.18; Söderberg 59.88

Non-qualifiers: Yelena Antonova UKR 59.62; Anastasia Kelesidou GRE 59.22; Edie Boyer USA 59.18; Elisângela Adriano BRA 57.88; Xiao Yanling CHN 56.32; Lacy Barnes-Mileham USA 55.52; Siniva Marsters COK 35.22; Isabelle Devaluez FRA, Franka Dietzsch GER & Mette Bergmann NOR NM

Seville 1999

Final (Aug 23)

1,	Franka Dietzsch	GER	68.14
2,	Anastasia Kelesidou	GRE	66.05
3,	Nicoleta Grasu	ROU	65.35
4,	Natalya Sadova	RUS	64.98
5,	Beatrice Faumuina	NZL	64.62
6,	Seilala Sua	USA	63.73
7,	Yelena Antonova	UKR	63.61
8,	Stélla Tsikouna	GRE	63.43

9, Irina Yatchenko BLR 62.99; 10, Ellina Zvereva BLR 62.75; 11, Katerína Vóggoli GRE 61.00; 12, Anja Möllenbeck GER 59.48

Series	1	2	3	4	5	6
Dietzsch	66.34	63.60	67.60	x	68.14	65.34
Kelesidou	64.69	x	63.35	x	66.05	64.46
Grasu	63.35	x	62.53	62.89	65.35	x
Sadova	64.69	64.98	60.65	64.59	61.08	64.19
Faumuina	61.60	62.88	63.97	64.62	61.30	59.74
Sua	60.21	58.22	63.73	x	x	59.74
Antonova	62.13	x	63.61	61.33	63.58	63.31
Tsikouna	60.57	63.10	61.28	57.23	x	63.43

Sadova, the only thrower in the world to better 70m in 1999, will not look back on Seville with any pleasure. The 1997 bronze medallist only just scraped into the final in 12th place and eventually placed fourth. European Champion Dietzsch, who had not won a global medal since her silver in the 1986 World Junior Championships, dominated the contest. Her opener of 66.34 would have stood up as the winner had she not later improved to 67.60 and 68.14. After four rounds Sadova (64.98) was in second place but Grasu threw 65.35 in round 5 to supplant her, and a few minutes later the towering Kelesidou reached 66.05. Sadova was out of the medals.

Qualifying round Round (63.50 or top 12 to final) (Aug 21)

Group A qualifiers: Dietzsch 66.59; Faumuina 64.18; Zvereva 63.37; Grasu 63.13; Vóggoli 62.39

Non-qualifiers: Li Qiumei CHN 62.20; Lisa-Marie Vizaniari AUS 61.49; Larisa Korotkevich RUS 60.06; Anna Söderberg SWE 59.65; Sabine Sievers GER 58.34; Teresa Machado POR 57.84; Cao Qi CHN 57.43; Marzena Wysocka POL 57.43; Neelam Singh IND 57.05; Vladimíra Racková CZE 56.64; Kristin Kuehl USA 55.77

Group B qualifiers: Yatchenko 64.58; Tsikouna 64.16; Kelesidou 64.12; Möllenbeck 63.63; Antonova 62.87; Sua 62.48; Sadova 62.35

Non-qualifiers: Alison Lever AUS 60.05; Joanna Wiśniewska POL 59.83; Li Yanfeng CHN 59.47; Tiina Kankaanpää FIN 58.02; Aretha Hill USA 57.50; Oksana Mert TUR 57.31; Eha Rünne EST 56.57

X Edmonton 2001

Final (Aug 11)

1,	Ellina Zvereva	BLR	67.10
2,	Nicoleta Grasu	ROU	66.42
3,	Anastasia Kelesidou	GRE	65.50
4,	Franka Dietzsch	GER	65.38
5,	Seilala Sua	USA	63.74
6,	Věra Pospisilová	CZE	61.47
7,	Kristin Kuehl	USA	61.04
8,	Anja Möllenbeck	GER	60.49

9, Irina Yatchenko BLR 59.45; 10, Li Qiumei CHN 57.81; 11, Vladimira Racková CZE 56.43; (1), Natalya Sadova RUS DQ (AdR10.1) (68.57)

Rightful finalist: Stella Tsikouna GRE

Series	1	2	3	4	5	6
Zvereva	x	67.10	x	64.70	65.37	x
Grasu	55.70	65.34	63.74	x	66.24	65.73
Kelesidou	61.02	65.50	62.70	63.47	62.37	65.14
Dietzsch	63.62	x	63.12	x	64.60	65.38
Sua	63.74	x	x	x	x	x
Pospisilová	60.72	59.46	x	60.60	61.47	x
Kuehl	56.91	61.04	x	59.81	x	59.79
Möllenbeck	60.49	x	x			
[Sadova	65.24	66.87	66.36	68.57	67.80	67.18]

Eleven years after becoming World Junior Champion in USSR colours, Sadova apparently became senior champion for the first time in her fourth World Championship final. Olympic Champion Zvereva, set the pace with a 65.78 qualifier then 67.10 in round 2 of the final. That held first place until the penultimate throw of the fourth round, when Sadova spun her implement out to 68.57, the world's longest throw of 2001. In the fifth round, Grasu overtook Kelesidou for the bronze.

Unfortunately, the winner failed a doping test for caffeine. The Russian Federation exonerated her and the case was to be referred to the Court of Arbitration for Sport, then in December 2002 the penalty was accepted by all parties, making Sadova's the earliest disqualification of a female winner at these championships. Zvereva, at 40 years 268 days old, therefore became the oldest ever World Champion or medallist.

Qualifying Round (63.00 or top 12 to final) (Aug 9)

Group A qualifiers: Dietzsch 63.15; Sua 62.54; Pospisilová 62.27; Kelesidou 62.26; Li 61.90; Yatchenko 60.67; Sadova DQ (AdR10.1) (64.43)

Non-qualifiers: Joanna Wiśniewska POL 58.53; Suzy Powell USA 58.19; Alison Lever AUS 54.31; Tina McDonald CAN 46.98

Group B qualifiers: Zvereva 65.78; Grasu 63.37; Kuehl 62.63; Racková 62.32; Möllenbeck 60.86

Non-qualifiers: Stella Tsikouna GRE 60.32; Katerina Vóggoli GRE 59.98; Teresa Machado POR 59.74; Yelena Antonova UKR 58.55; Neelam Jaswant Singh IND 56.52; Mélina Robert-Michon FRA 56.22

Paris 2003

Final (Aug 25)

1,	Irina Yatchenko	BLR	67.32
2,	Anastasia Kelesidou	GRE	67.14
3,	Katerína Vóggoli	GRE	66.73
4,	Yelena Antonova	UKR	65.90
5,	Věra Pospisilová	CZE	65.55
6,	Natalya Sadova	RUS	65.22
7,	Song Aimin	CHN	63.84
8,	Anna Söderberg	SWE	61.61

9, Suzy Powell USA 59.86; 10, Teresa Machado POR 59.46; 11, Mélina Robert-Michon FRA 58.52; 12, Neelam Jaswant Singh IND 57.92; 13, Beatrice Faumuina NZL 56.86

Series	1	2	3	4	5	6
Yatchenko	67.32	62.57	66.12	x	x	x
Kelesidou	65.76	63.93	67.13	65.18	x	67.14
Vóggoli	x	63.39	66.04	66.73	64.75	65.64
Antonova	64.51	60.56	x	60.70	65.90	61.72
Pospisilová	62.04	61.12	63.23	64.01	65.55	61.96
Sadova	65.22	x	x	63.94	65.07	x
Song	59.71	62.08	63.84	63.20	x	57.53
Söderberg	59.81	56.73	61.61	59.32	x	x

At 37 years 298 days, Irina Yatchenko became the oldest female World Champion apart from her compatriot Zvereva. She did so with her first throw of 67.32 which remained the longest of the day though Kelesidou came close with 67.13 in the third then 67.14 in the sixth. Greece won the other medal thanks to Vóggoli, who threw a personal best of 66.73 in the fourth round. "I liked the circle a lot," said the winner, "as I prefer the surface hard and slow." At this point, Belarus had won all of the three throws finals staged so far in Paris.

Qualifying round (60.00 or top 12 to final) (Aug 23)

Group A qualifiers: Song 62.20; Antonova 62.14; Pospisilová 60.64; Robert-Michon 60.47

Non-qualifiers: Franka Dietzsch GER 59.77; Stilianí Tsikoúna GRE 59.39; Kris Kuehl USA 58.07; Marzena Wysocka POL 57.80; Elisângela Adriano BRA 57.69; Aretha Hill USA 50.79

Group B qualifiers: Sadova 63.47; Vóggoli 63.13; Faumuina 63.12; Powell 61.83; Yatchenko 61.79; Kelesidou 61.23; Singh 60.33; Machado 59.87

Non-qualifiers: Anna Söderberg SWE 59.66; Shelley Newman GBR 57.65

Helsinki 2005

Final (Aug 11)

1	Franka Dietzsch	GER	66.56
2,	Natalya Sadova	RUS	64.33
3,	Věra Cechlová	CZE	63.19
4,	Beatrice Faumuina	NZL	62.73
5,	Nicoleta Grasu	ROU	62.05
6,	Ma Shuli	CHN	61.33
7,	Dragana Tomašević	SCG	60.56
8,	Yelena Antonova	UKR	59.37

9, Natalya Fokina UKR 58.44; 10, Song Aimin CHN 57.90; 11, Anna Söderberg SWE 57.41; 12, Joanna Wiśniewska POL 57.06

Series	1	2	3	4	5	6
Dietzsch	64.89	64.08	64.36	66.56	65.29	-
Sadova	64.33	60.63	61.28	62.31	62.68	61.59
Cechlová	60.76	63.00	x	x	63.19	x
Faumuina	62.73	x	57.70	61.01	60.94	57.42
Grasu	55.75	x	62.05	x	x	61.49
Ma	59.21	58.38	61.33	58.15	58.22	59.36
Tomašević	60.56	x	x	x	56.25	56.30
Antonova	59.37	59.08	57.71	56.35	x	56.19

Sadova and Dietzsch had both lost just twice in 2005, with Olympic Champion Sadova favoured to win in Helsinki. Cechlová and Song led the qualifiers. The final actually began on August 9 but was abandoned after two throws because of the terrible weather and then postponed for two days. Both Faumuina (62.73) and Sadova (64.33) produced their best throws in the opening round, but it was Dietzsch who achieved the best initial throw with 64.89. Cechlová moved into third in round two with 63.00 before cementing her position in with 63.19 in the fifth.

Only Dietzsch was able to get beyond 64m after the first round, and she did so in the wet conditions with all of her throws, enabling her to pass her last round. Dietzsch was competing in her eighth championships; she won in 1999 but had otherwise not been on the podium. Her unrestrained joy in winning was reminiscent of Helena Fibingerová's shot win in 1983, as she hugged as many officials as possible.

Qualifying round (61.00 or top 12 to final) (Aug 7)

Group A qualifiers: Cechlová 64.26; Song 64.15; Tomašević 62.02; Antonova 61.05; Wiśniewska 59.66

Non-qualifiers: Elizna Naudé RSA 58.93; Oksana Yesipchuk RUS 58.32; Marzena Wysocka POL 57.44; Tereapii Tapoki COK 50.92; Aretha Thurmond USA 47.15; Neelam Jaswant Singh IND DQ (ADr10.1) (56.70)

Group B qualifiers: Sadova 63.65; Dietzsch 63.53; Grasu 62.06; Söderberg 59.94; Faumuina 59.81; Ma 59.43; Fokina 59.30

Non-qualifiers: Yania Ferrales CUB 58.38; Seilala Sua USA 57.68; Becky Breisch USA 57.16; Wioletta Potepa POL 56.31

X

Osaka 2007

Final (Aug 29)

1,	Franka Dietzsch	GER	66.61
2,	Yarelis Barrios	CUB	63.90
3,	Nicoleta Grasu	ROU	63.40
4,	Sun Taifeng	CHN	63.22
5,	Yelena Antonova	UKR	62.41
6,	Joanna Wiśniewska	POL	61.35
7,	Natalya Semenova	UKR	61.17
8,	Ma Xuejun	CHN	59.37

9, Irina Yatchenko BLR 58.67; 10, Yania Ferrales CUB 58.20; 11, Mélina Robert-Michon FRA 57.81; (2,) Darya Pishchalnikova RUS DQ (ADr10.8) (65.78)

Series	1	2	3	4	5	6
Dietzsch	66.61	66.48	63.92	63.81	65.29	x
Barrios	63.90	61.75	x	62.44	x	57.60
Grasu	59.51	59.79	63.14	61.44	63.02	63.40
Sun	61.21	60.39	63.22	61.57	x	x
Antonova	59.61	60.86	59.96	62.41	62.17	61.81
Wiśniewska	61.35	59.96	60.95	59.64	x	60.64
Semenova	61.17	60.36	60.11	59.94	x	58.37
Ma	x	59.37	58.96			
[Pishchalnikova	59.91	63.10	65.14	60.83	65.78	65.55]

Dietzsch (39) headed the world list with 68.06, and endorsed her position as favourite on her record ninth appearance in the championships by leading the qualifying round with 65.17. The champion from 1999 and 2005 opened up in the final with 66.61, which she followed with 66.48. Neither mark was headed on the day, though Pishchalnikova did (like Dietzsch) produce three throws over 65m. No-one else could get over 64m, and Barrios's opening throw of 63.90 held up against Grasu, who achieved her best of 63.40 in the final round. Dietzsch had first competed internationally – for the GDR – in 1986, placing second in the World Junior championships. In winning, she became the first athlete to win the women's discus three times and the second-oldest World Champion after 2001 winner Ellina Zvereva.

The following summer, Pishchalnikova was found guilty of tampering or attempting to tamper with a doping control sample back in April 2007. As detailed in the report here of the Osaka women's 1500m, she was eventually banned from that date to April 30, 2011. So her Osaka silver went to Barrios, and Grasu won her third world medal.

Qualifying round (61.50 or top 12 to final) (Aug 27)

Group A qualifiers: Dietzsch 65.17; Grasu 64.26; Barrios 63.44; Yatchenko 62.63; Ma 60.89

Non-qualifiers: Dani Samuels AUS 60.44; Song Aimin CHN 60.10; Kateryna Karsak UKR 59.46; Wioletta Potepa POL 59.20; Anna Söderberg SWE 58.65; Becky Breisch USA 58.42; Dragana Tomašević SRB 57.96; Cecilia Barnes USA 53.02; Tereapii Tapoki COK 50.35

Group B qualifiers: Wiśniewska 63.13; Sun 61.99; Robert-Michon 61.66; Ferrales 61.48; Semenova 61.33; Antonova 60.90; Pishchalnikova DQ (ADr10.8) (61.88)

Non-qualifiers: Suzy Powell USA 59.57; Věra Cechlová CZE 57.56; Elisângela Adriano BRA 57.21; Krishna Poonia IND 57.17; Nadine Müller GER 55.98; Beatrice Faumuina NZL 55.75; Yuka Murofushi JPN 52.76

Berlin 2009

Final (Aug 21)

1,	Dani Samuels	AUS	65.44
2,	Yarelis Barrios	CUB	65.31
3,	Nicoleta Grasu	ROU	65.20
4,	Žaneta Glanc	POL	62.66
5,	Song Aimin	CHN	62.42
6,	Nadine Müller	GER	62.04
7,	Natalya Sadova	RUS	61.78
8,	Mélina Robert-Michon	FRA	60.92

9, Sandra Perković CRO 60.77; 10, Aretha Thurmond USA 59.89; 11, Ma Xuejun CHN 58.79; 12, Stephanie Brown Trafton USA 58.53

Series	1	2	3	4	5	6
Samuels	x	59.05	62.71	64.76	65.44	x
Barrios	64.44	63.87	61.17	x	x	65.31
Grasu	x	65.20	62.38	60.68	63.41	x
Glanc	58.69	59.83	62.66	x	57.71	x
Song	51.69	60.50	61.78	x	61.39	62.42
Müller	57.53	57.62	62.04	60.40	x	x
Sadova	60.70	61.78	59.31	60.44	58.26	61.44
Robert-Michon	59.80	60.92	60.89	x	59.90	59.69

Between them, Dietzsch, Zvereva and Yatchenko had more than 60 years of international experience, including the previous five world titles, but none of them qualified for the final though Dietzsch did make a record-equalling 10th appearance at the World Championships.

The qualifiers were led by the Chinese duo of Ma and Song. Barrios, the Olympic and World silver medallist, was the only thrower beyond 61m in the first round with a solid 64.44. Grasu, three times a medallist since 1999, went into the lead in the second round with 65.20, with another veteran – Sadova – moving into third with 61.78. Samuels (62.71) and Glanc (62.66) then overtook the Russian, and Samuels then improved her lifetime best (of 62.95) with 64.76 and a winning 65.44. Only Barrios could react, and she came very close with her 65.31 in the final round. So she repeated her silver from Oska 2007.

The Australian became the first discus thrower to win world golds in all three age categories, having been World Youth Champion in 2005 and World Junior Champion one year later.

In 2017 it was announced that Barrios had failed a re-test of a doping control sample from the 2008 Olympic Games, where she had originally won a silver medal. That award was withdrawn and she was given a one-year ban, plus a one-year results annulment to August 17, 2009 – just two days before she performed in Berlin.

Qualifying round (61.50 or top 12 to final) (Aug 19)

Group A qualifiers: Ma 63.38; Barrios 62.19; Perković 62.16; Grasu 61.78; Müller 61.63; Brown Trafton 61.23

Non-qualifiers: Elizna Naude RSA 59.67; Wioletta Potepa POL 59.54; Dragana Tomašević SRB 59.38; Svetlana Saykina RUS 59.31; Becky Breisch USA 58.50; Yania Ferrales CUB 58.24; Kateryna Karsak UKR 56.79; Krishna Poonia IND 56.75; Elisângela Adriano BRA 55.75; Sofia Larsson SWE 54.28; Venera Getova BUL 53.33; Ellina Zvereva BLR NM; Olena Antonova UKR DQ (ADr10.1) (54.28)

Group B qualifiers: Song 62.80; Samuels 62.67; Glanc 62.43; Sadova 61.94; Robert-Michon 61.53; Thurmond 61.08

Non-qualifiers: Xu Shaoyang CHN 61.02; Yarisley Collado CUB 60.37; Seema Antil IND 59.85; Věra Cechlová CZE 59.52; Joanna Wiśniewska POL 58.85; Franka Dietzsch GER 58.44; Vera Begić CRO 58.25; Anna Söderberg SWE 57.92; Rocío Comba ARG 54.69; Zinaida Sendriūtė LTU 54.55; Li Wen-Hua TPE 53.88; Suzanne Kragbé Kazai CIV 53.84; Tereapii Tapoki COK 45.29; Iryna Yatchenko BLR NM

✕ Daegu 2011

Final (Aug 28)

1,	Li Yanfeng	CHN	66.52
2,	Nadine Müller	GER	65.97
3,	Yarelys Barrios	CUB	65.73
4,	Žaneta Glanc	POL	63.91
5,	Stephanie Brown Trafton	USA	63.85
6,	Tan Jian	CHN	62.96
7,	Dragana Tomašević	SRB	62.48
8,	Nicoleta Grasu	ROU	62.08

9, Denia Caballero CUB 60.73; 10, Dani Samuels AUS 59.14; 11, Zinaida Sendriūtė LTU 57.30; (11.) Darya Pishchalnikova RUS DQ (ADr10.8) (58.10)

Rightful finalist: Aretha Thurmond USA

Series	1	2	3	4	5	6
Li	65.28	66.52	65.50	64.32	64.34	63.83
Müller	65.06	65.97	64.08	62.55	x	x
Barrios	x	61.87	65.73	63.93	x	63.90
Glanc	63.91	62.30	63.11	62.69	62.17	60.32
Brown Trafton	60.20	60.97	60.24	63.85	60.26	x
Tan	60.46	61.44	61.79	62.96	x	61.12
Tomašević	62.26	58.97	62.48	x	59.03	58.63
Grasu	57.95	60.34	62.08	60.79	60.45	60.72

Li (67.98) and Müller (66.99) were the world's leading throwers of 2011 prior to Daegu, and they duly led the qualifying round with 64.44 and 65.54 respectively. In the final, the Chinese was always one step

ahead of the German, leading 65.28 to 65.06 in the opening round, and then improving to 66.52 ahead of Müller's 65.97 in round two. Barrios threw 65.73 in the third to win the bronze. Li's coach was Karl-Heinz Steinmetz, the German who had also advised the great multi-World Champion Lars Riedel.

Qualifying round (62.00 or top 12 to final) (Aug 27)

Group A qualifiers: Müller 65.54; Barrios 63.80; Tan 62.26; Sendriūtė 61.72; Tomašević 60.45; Samuels 60.05; Pishchalnikova DQ (ADr10.8) (59.94)

Non-qualifiers: Ma Xuejun CHN 59.71; Gia Lewis-Smallwood USA 59.49; Natalya Semenova UKR 58.27; Andressa de Morais BRA 57.93; Vera Cechlová CZE 53.87

Group B qualifiers: Li 64.44; Glanc 63.44; Brown Trafton 61.89; Caballero 60.36; Grasu 60.13

Non-qualifiers: Aretha Thurmond USA 59.88; Monique Jansen NED 58.23; Suzanne Kragbé Kazai CIV 57.55; Kateryna Karsak UKR 57.54; Harwant Kaur IND 56.49; Elisângela Adriano BRA 56.45; Karen Gallardo CHI 53.69

Moscow 2013

Final (Aug 11)

1,	Sandra Perković	CRO	67.99
2,	Mélina Robert-Michon	FRA	66.28
3,	Yarelys Barrios	CUB	64.96
4,	Nadine Müller	GER	64.47
5,	Gia Lewis-Smallwood	USA	64.23
6,	Tan Jian	CHN	63.34
7,	Žaneta Glanc	POL	62.90
8,	Denia Caballero	CUB	62.80

9, Zinaida Sendriūtė LTU 62.54; 10, Dani Samuels AUS 62.42; 11, Yaimí Pérez CUB 62.39; 12, Rocío Comba ARG 59.83

Series	1	2	3	4	5	6
Perković	67.52	67.99	x	67.80	x	x
Robert-Michon	62.53	61.77	65.13	65.08	x	66.28
Barrios	64.96	63.99	x	62.77	61.28	63.33
Müller	64.12	64.47	x	x	61.92	63.22
Lewis-Smallwood	57.21	61.66	62.71	64.23	x	61.10
Tan	x	63.16	61.69	63.34	x	61.47
Glanc	59.80	62.90	x	61.27	x	x
Caballero	62.80	59.80	60.16	61.43	x	62.49

Olympic Champion Perković was almost a prohibitive favourite as the only athlete to have thrown 68 metres in 2013, which she'd done four times. The Croatian could not have got closer to that distance in Moscow, with 67.99 in round two.

The silver medal was expected to be contested by Barrios and Müller, but Robert-Michon produced a surprise. In eight global championships her best had been a sixth place in the London Olympics (or fifth after Darya Pishchalnikova's disqualification was confirmed). In Moscow, she produced three throws good enough to win the silver medal, culminating in a French record of 66.28 in the final round.

Qualifying round (63.00 or top 12 to final) (Aug 10)

Group A qualifiers: Sendriūtė 64.16; Barrios 63.63; Robert-Michon 63.16; Caballero 60.14; **Non-qualifiers:** Julia Fischer GER 60.09; Dragana Tomašević SRB 58.79; Karen Gallardo CHI 57.03; Svetlana Saykina RUS 56.62; Liz Podominick USA 56.41; Whitney Ashley USA 44.60; Gu Siyu CHN & Fernanda Raquel Borges BRA NM; Vera Ganeyeva RUS DQ (ADr10.8) (58.37)

Group B qualifiers: Perković 63.62; Tan 63.21; Müller 63.16; Samuels 62.85; Glanc 61.62; Comba 61.54; Lewis-Smallwood 61.30; Pérez 60.33

Non-qualifiers: Yekaterina Strokova RUS 57.85; Irina Rodrigues POR 57.64; Su Xinyue CHN 56.87; Nicoleta Grasu ROU 56.31; Nataliya Semenova UKR 55.79

Beijing 2015

Final (Aug 25)

1,	Denia Caballero	CUB	69.28
2,	Sandra Perković	CRO	67.39
3,	Nadine Müller	GER	65.53
4,	Yaimí Pérez	CUB	65.46
5,	Julia Fischer	GER	63.88
6,	Dani Stevens	AUS	63.14
7,	Shanice Craft	GER	63.10
8,	Su Xinyue	CHN	62.90

9, Whitney Ashley USA 61.05; 10, Mélina Robert-Michon FRA 60.92; 11, Gia Lewis-Smallwood USA 60.55; 12, Nataliya Semenova UKR 59.54

Series	1	2	3	4	5	6
Caballero	69.28	63.83	x	65.97	66.55	66.58
Perković	x	65.35	x	65.37	x	67.39
Müller	65.53	x	60.85	x	x	62.67
Pérez	x	62.63	59.63	64.60	64.31	65.46
Fischer	63.88	x	x	59.22	x	63.19
Stevens	53.65	62.90	63.08	63.14	61.48	62.31
Craft	61.80	61.72	61.46	59.23	63.10	62.86
Su	62.90	62.58	58.47	61.56	62.33	62.61

Perković had beaten Caballero 7-0 before the championships, but in Beijing the tall and relatively slender Cuban (1.75m/73kg) was at a new level. She went out to 69.28 in the first round, ending the throw in a sitting position in the circle.

The Croat was sufficiently discombobulated that she was unable to launch a serious challenge until the last round, at which point she was languishing in fourth place. Perković then finally threw 67.39 for the silver, an effort she later described with a four-letter word. One of the biggest favourites in athletics had been defeated. Müller managed to hold onto the bronze medal with 65.63, withstanding the challenge of Pérez, who reached 65.46 in the last round.

Qualifying round (63.00 or top 12 to final) (Aug 24)

Group A qualifiers: Caballero 65.15; Fischer 63.38; Craft 62.73; Stevens 62.01; Su 61.68; Ashley 60.88

Non-qualifiers: Zinaida Sendriūtė LTU 60.33; Yelena Panova RUS 60.21; Te Rina Keenan NZL 59.20; Andressa de Morais BRA 59.08; Lu Xiaoxin CHN 58.55; Sabina Asenjo ESP 58.04; Yuliya Maltseva RUS 57.08; Sanna Kämäräinen FIN 56.68; Rocío Comba ARG 56.11

Group B qualifiers: Perković 64.51; Müller 64.39; Pérez 62.93; Lewis-Smallwood 62.04; Robert-Michon 61.78; Semenova 60.72

Non-qualifiers: Shelbi Vaughan USA 60.24; Tan Jian CHN 59.84; Yekaterina Strokova RUS 59.32; Dragana Tomašević SRB 58.98; Karen Gallardo CHI 58.32; Hrisoúla Anagnostopoulou GRE 58.20; Fernanda Raquel Martins BRA 56.74; Subenrat Insaeng THA 55.14; Siositina Hakeai NZL 54.89; Irina Rodrigues POR 52.82

London 2017

Final (Aug 13)

1, Sandra Perković	CRO	70.31
2, Dani Stevens	AUS	69.64
3, Mélina Robert-Michon	FRA	66.21
4, Yaimé Pérez	CUB	64.82
5, Denia Caballero	CUB	64.37
6, Nadine Müller	GER	64.13
7, Su Xinyue	CHN	63.37
8, Feng Bin	CHN	61.56
9, Julia Harting	GER	61.34
10, Chen Yang	CHN	61.28
11, Andressa de Morais	BRA	60.00
Zinaida Sendriūtė	LTU	NM

Series	1	2	3	4	5	6
Perković	69.30	70.31	70.28	69.81	x	x
Stevens	64.23	65.46	x	66.82	66.59	69.64
Robert-Michon	65.49	62.54	x	61.88	65.39	66.21
Pérez	62.54	x	x	64.82	63.43	64.20
Caballero	63.22	62.88	x	62.18	64.37	x
Müller	64.13	x	62.49	x	63.71	x
Su	x	60.59	63.37	x	61.12	62.05
Feng	61.56	60.81	x	x	51.95	x

Perković led the qualifying with 69.67, a distance no other thrower had reached for two years. The former Croatian member of parliament led the field by nearly 4m after the first round, reaching 69.30 to the 65.49 of Robert-Michon. Perković emphasised her position as the best with throws of 70.31 and 70.28 to ensure her second World Championship gold.

Stevens had moved into third in the second round with 65.46, and the 2009 champion then produced a seasonal best of 66.82, backed up with 66.59. She then launched a Commonwealth record 69.64, surprising everyone, including herself, to take silver. Robert-Michon showed a cool head following that throw with her seasonal best of 66.21 for the bronze. Gold and silver went to those who sent off their discuses the quickest, Perković (24.93 m/s) and Samuels (25.60 m/s).

Qualifying round (62.50 or top 12 to final) (Aug 11)

Group A qualifiers: Perković 69.67; Caballero 63.79; de Morais 62.80; Feng 62.48; Harting 61.70

Non-qualifiers: Anna Rüh GER 60.78; Gia Lewis-Smallwood USA 58.15; Jade Lally GBR 57.71; Sabina Asenjo ESP 57.00; Hrisoúla Anagnostopoulou GRE

56.91; Kellion Knibb JAM 56.73; Anita Márton HUN 55.96; Nataliya Semenova UKR 55.83; Taryn Gollshewsky AUS 54.29; Tara-Sue Barnett JAM NM

Group B qualifiers: Pérez 65.58; Stevens 65.56; Robert-Michon 63.97; Müller 63.35; Su 63.00; Chen 62.71; Sendriūtė 61.48

Non-qualifiers: Whitney Ashley USA 60.94; Shadae Lawrence JAM 59.25; Fernanda Raquel Martins BRA 58.51; Dragana Tomašević SRB 57.78; Irina Rodrigues POR 56.98; Subenrat Insaeng THA 55.16; Valarie Allman USA 53.85; Karen Gallardo CHI 52.81

Doha 2019

Final (Oct 4)

1, Yaimé Pérez	CUB	69.17
2, Denia Caballero	CUB	68.44
3, Sandra Perković	CRO	66.72
4, Chen Yang	CHN	63.38
5, Feng Bin	CHN	62.48
6, Fernanda Raquel Martins	BRA	62.44
7, Valarie Allman	USA	61.82
8, Nadine Müller	GER	61.55
9, Claudine Vita	GER	60.77
10, Mélina Robert-Michon	FRA	59.99
11, Kristin Pudenz	GER	57.69
Laulauga Tausaga	USA	NM

Series	1	2	3	4	5	6
Pérez	68.10	65.01	65.76	68.01	69.17	64.61
Caballero	x	66.80	67.32	68.44	x	65.64
Perković	66.72	62.30	66.19	x	x	x
Chen	59.54	61.50	63.38	x	61.31	x
Feng	62.48	x	x	61.31	x	61.00
Martins	60.47	62.44	61.11	x	x	62.24
Allman	x	61.82	59.40	x	x	x
Müller	x	59.88	60.98	61.55	x	60.35

The podium was filled by three World Champions. The bronze went to London winner Perković, not at her best after an injury-hampered season. The 2015 champion Caballero took silver, while gold went to Diamond League Champion Perez, who had been fourth at the last two worlds. Those three were comfortably ahead of the pack.

The two Cubans traded the lead in the final, Perez starting with 68.10. That was overtaken by Caballero's round four 68.44, then Perez struck back with her winning 69.17 in the fifth. According to the unofficial launch parameters, the winning throw was released at a speed of 89.4km/h and angle of 33.2°. The fastest throw was the 90km/h achieved by Perković with her opening (and best) effort.

The women had to contend with the commotion surrounding the men's high jump, where the largest crowd of the week were so wound up by the exploits of the home favourite Mutaz Essa Barshim.

Qualifying round (63.00 or top 12 to final) (Oct 2)

Group A qualifiers: Pérez 67.78; Michon 64.02; Pudenz 63.35; Chen 63.10; Vita 62.31; Allman 62.25

Non-qualifiers: Kelsey Card USA 61.32; Hrisoúla Anagnostopoulou GRE 59.91; Shanice Love JAM 59.50; Dragana Tomašević SRB 57.13; Nataliya Semenova UKR 54.68; Liliana Cá POR 54.31; Melany Matheus CUB 52.52; Alexandra Emilianov MDA 52.05

Group A qualifiers: Caballero 65.86; Perković 65.20; Tausaga 63.94; Müller 62.93; Feng 62.51; Martins 62.33

Non-qualifiers: Chioma Onyekwere NGR 61.38; Eliška Staňková CZE 58.98; Jorinde van Klinken NED 58.58; Shadae Lawrence JAM 58.51; Daisy Osakue ITA 57.55; Daria Zabawska POL 57.05; Irina Rodrigues POR 56.21; Vanessa Kamga SWE 55.87; Nanaka Kori JPN 48.82; Marija Tolj CRO NM

DISCUS THROW

Multiple Medallists:

4	Nicoleta Grasu	ROU	99-3, 01-2, 07-3, 09-3
	Yarelis Barrios	CUB	07-2, 09-2, 11-3, 13-3
	Sandra Perković	CRO	13-1, 15-2, 17-1, 19-3
3	Ellina Zvereva	BLR	95-1, 97-2, 01-1
	Franka Dietzsch	GER	99-1, 05-1, 07-1
	Anastasia Kelesidou	GRE	99-2, 01-3, 03-2
2	Martina Opitz/Hellmann	GDR	83-1, 87-1
	Tsvetanka Khristova	BUL	87-3, 91-1
	Ilke Wyludda	GER	91-2, 95-2
	Olga Burova/Chernyavskaya	RUS	93-1, 95-3
	Natalya Sadova	RUS	97-3, 05-2
	Dani Samuels/Stevens	AUS	09-1, 17-2
	Nadine Müller	GER	11-2, 15-3
	Mélina Robert-Michon	FRA	13-2, 17-3
	Denia Caballero	CUB	15-1, 19-2

Women's Discus Throw, continued

Most Finals:

8 Grasu ROU 93-7, 97-10, 99-3, 01-2, 05-5, 07-3, 09-3, 11-8

Most Appearances:

10 Dietzsch 91-13Q, 93-8, 95-7, 97-nm/Q, 99-1, 01-4, 03-13Q, 05-1, 07-1, 09-23Q
Grasu 93-7, 95-18Q, 97-10, 99-3, 01-2, 05-5, 07-3, 09-3, 11-8, 13-21Q

National Placings:

	1	2	3	4	5	6	7	8	Points
GER	5	4	1	4	3	2	2	3	119
CUB	2	3	2	4	1	1	-	1	77
CHN	1	-	1	2	2	4	2	4	52
RUS	1	1	2	2	1	1	1	-	46
BLR	3	1	-	-	1	-	-	1	36
ROU	-	1	3	-	1	-	1	2	33
CRO	2	1	1	-	-	-	-	-	29
AUS	1	2	-	-	1	1	-	-	29
BUL	1	-	2	1	1	-	-	-	29
GRE	-	2	2	-	-	-	1	1	29
USA	-	-	-	-	3	1	2	-	19
NZL	1	-	-	1	1	-	-	-	17
URS	-	1	1	-	-	-	2	-	17
POL	-	-	-	2	-	1	1	-	15
FRA	-	1	1	-	-	-	-	1	14
UKR	-	-	-	1	1	-	2	1	14
CZE	-	-	1	-	1	1	-	-	13
TCH	-	-	-	-	-	2	-	-	6
BRA	-	-	-	-	-	1	-	-	3
NOR	-	-	-	-	-	1	-	-	3
POR	-	-	-	-	-	1	-	-	3
NED	-	-	-	-	-	-	1	-	2
SCG	-	-	-	-	-	-	1	-	2
SRB	-	-	-	-	-	-	1	-	2
GBR	-	-	-	-	-	-	-	1	1
ITA	-	-	-	-	-	-	-	1	1
SWE	-	-	-	-	-	-	-	1	1
Totals	17	17	17	17	17	17	17	17	612

but worked her way through to a final round 72.56, the longest ever non-winning mark. There was a huge gap after them but it was encouraging for the small nations that the bronze should go to a native of American Samoa, the US-based Misipeka.

Last of the 21 competitors with her only valid throw of 50.38 was 16 year-old Skolimowska ... winner of the Olympic title a year later with 71.16!

Edmonton 2001

Final (Aug 7)

1, Yipsi Moreno	CUB	70.65
2, Olga Kuzenkova	RUS	70.61
3, Bronwyn Eagles	AUS	68.87
4, Kamila Skolimowska	POL	68.05
5, Manuela Montebrun	FRA	67.78
6, Lorraine Shaw	GBR	65.89
7, Florence Ezeh	FRA	65.88
8, Ivana Brkljačić	CRO	65.43
9, Kirsten Münchow	GER	64.39
10, Olga Tsander	BLR	64.10
11, Zhang Wenxiu	CHN	61.61
12, Melissa Nicole Price	USA	61.57

Series	1	2	3	4	5	6
Moreno	69.55	69.34	70.65	61.45	68.84	66.95
Kuzenkova	70.61	69.94	x	x	x	69.78
Eagles	67.62	68.87	64.64	63.81	68.17	67.43
Skolimowska	67.74	67.88	67.07	68.05	67.93	68.02
Montebrun	67.78	66.82	x	x	67.74	x
Shaw	64.04	65.89	63.68	63.66	64.95	62.38
Ezeh	63.66	65.30	64.93	65.88	65.76	64.66
Brkljačić	65.43	x	x	x	62.94	x

Kuzenkova was the favourite and started well with 70.43 in qualifying then 70.61 in the first round of the final. She followed up with a 69.94, but she had no response when Moreno flung her hammer out to 70.65 in third round. In the meantime, Eagles had filled third place at 68.87.

Observers raved about Moreno's technique. The 20 year-old Cuban prepared before each throw by making four circles with her right index finger. In rounds 3, 4 and 5 Kuzenkova fouled and there were no changes in the medal positions. After her and the competition's final throw of 66.95, Moreno rushed toward the track to celebrate but was restrained from doing so as the women's 10,000m had reached its closing stages.

Qualifying round (67.00 or top 12 to final) (Aug 6)

Group A qualifiers: Kuzenkova 70.43; Montebrun 67.92; Münchow 65.69; Price 65.65; Brkljačić 65.01; Zhang 64.52

Non-qualifiers: Anna Norgren USA 63.74; Agnieszka Pogorzewska POL 63.59; Lyudmila Gubkina BLR 63.58; Evdokia Tsamoglou GRE 61.97; Martina Danišová SVK 61.26; Mia Strömmer FIN 61.04; Lucie Vrbenská CZE 60.01; Karyne Di Marco AUS 59.80; Masumi Aya JPN 58.84; Marwa Hussein EGY 58.41; Ester Balassini ITA NM

Group B qualifiers: Eagles 68.35; Skolimowska 67.43; Moreno 66.60; Ezeh 65.71; Tsander 65.18; Shaw 64.37

Non-qualifiers: Dawn Ellerbe USA 64.34; Susanne Keil GER 64.06; Tasha Williams NZL 63.83; Sini Pöyry FIN 63.76; Lisa Misipeka ASA 63.34; Cecilia Nilsson SWE 61.53; Caroline Wittrin CAN 59.30; Vania F. Silva POR 58.91; Nancy Guillén ESA 57.96; Karina Moya ARG 57.01; Markéta Hajdu CZE 55.77

X

Paris 2003

Final (Aug 28)

1, Yipsi Moreno	CUB	73.33
2, Olga Kuzenkova	RUS	71.71
3, Manuela Montebrun	FRA	70.92
4, Gu Yuan	CHN	70.77
5, Susanne Keil	GER	69.43
6, Mihaela Melinte	ROU	68.69
7, Anna Mahon	USA	68.45
8, Kamila Skolimowska	POL	68.39

9, Candice Scott TTO 67.73; 10, Lorraine Shaw GBR 65.95; 11, Betty Heidler GER 65.81; (12,) Melissa Price USA DQ (AdR10.8) (62.34)

Rightful finalist: Svetlana Sudak BLR

Hammer Throw

Seville 1999

Final (Aug 24)

1, Mihaela Melinte	ROU	75.20
2, Olga Kuzenkova	RUS	72.56
3, Lisa Misipeka	ASA	66.06
4, Katalin Divós	HUN	65.86
5, Debbie Sosimenko	AUS	65.52
6, Lyudmila Gubkina	BLR	65.44
7, Simone Mathes	GER	64.93
8, Kirsten Münchow	GER	64.03

9, Svetlana Sudak BLR 63.99; 10, Dawn Ellerbe USA 63.55; 11, Tatyana Konstantinova RUS 62.52; 12, Manuela Montebrun FRA 62.44; 13, Cécile Lignot FRA 62.14; 14, Lorraine Shaw GBR 62.09; 15, Manuela Priemer GER 61.99; 16, Florence Ezeh FRA 60.74; 17, Amy Palmer USA 59.80; 18, Yipsi Moreno CUB 58.68; 19, María Dolores Pedrares ESP 57.66; 20, Aneliya Yordanova BUL 53.20; 21, Kamila Skolimowska POL 50.38

Series	1	2	3	4	5	6
Melinte	71.57	73.23	74.21	70.58	x	75.20
Kuzenkova	x	68.18	71.79	69.23	x	72.56
Misipeka	65.02	65.02	x	64.44	66.06	65.85
Divós	64.63	x	65.86	x	x	x
Sosimenko	65.52	x	61.56	62.92	63.79	63.85
Gubkina	64.12	x	62.99	65.33	65.44	65.44
Mathes	64.93	x	63.08	64.66	63.08	62.36
Münchow	x	x	64.03	59.91	63.58	63.05

As with the women's pole vault in Seville, this new event produced a splendid winning performance. No world record here but Melinte came close to her pending mark of 75.97 with a series which climaxed with 75.20, at the time the third longest ever throw. She thought that, but for the heat, she might have thrown one or two metres further. Kuzenkova, the event's previous trail blazer, smashed her first effort into the netting

Series	1	2	3	4	5	6
Moreno	71.02	73.33	72.52	69.84	64.98	x
Kuzenkova	68.71	71.14	x	71.71	70.73	65.86
Montebrun	69.38	68.61	68.37	70.92	69.64	x
Gu	68.68	69.66	70.77	x	x	66.13
Keil	69.43	x	69.17	x	68.38	67.41
Melinte	68.04	68.69	x	68.03	x	x
Mahon	66.48	65.42	68.45	64.55	68.30	67.34
Skolimowska	66.05	68.39	x	65.83	x	65.85

Moreno became the only athlete to retain a throws title from Edmonton, though she needed three attempts just to qualify for the final. Once there, the 22 year-old Cuban took an immediate lead at 71.02, then went on to dominate the contest with throws of 73.33 and 72.52. Kuzenkova scored a third successive silver. The crowd were greatly relieved that Montebun moved from fifth to third in round four. Less satisfied was Gu, who became the first woman to throw 70m and not win a medal.

Qualifying round (68.50 or top 12 to final)

Group A qualifiers: Montebun 71.36; Kuzenkova 69.53; Scott 67.27; Skolimowska 66.38; Keil 66.30; Gu 66.02; Price DQ (AdR10.8) (66.13)

Non-qualifiers: Brooke Krueger AUS 64.84; Yunaika Crawford CUB 64.59; Zhao Wei CHN 63.85; Vania Silva POR 63.82; Clarissa Claretti ITA 62.19; Dawn Ellerbe USA 61.66; Evdokiá Tsámoglou GRE 61.44; Alla Davydova RUS 61.43; Cecilia Nilsson SWE 61.14; Masumi Aya JPN 60.78; Aldenay Vasallo CUB 58.96; Berta Castells ESP 58.13; Andrea Bunjes GER, Sanja Gavrilovic CRO & Olga Tsander BLR NM

Group B qualifiers: Moreno 70.91; Heidler 67.46; Melinte 67.27; Mahon 67.25; Shaw 66.10

Non-qualifiers: Svetlana Sudak BLR 65.29; Zhang Wenxiu CHN 65.09; Sini Pöyry FIN 65.01; Bronwyn Eagles AUS 64.97; Ester Balassini ITA 64.77; Alexáandra Papageorgiou GRE 64.72; Marwa Hussein EGY 64.53; Lisa Misipeka ASA 64.42; Oksana Menkova BLR 64.11; Yelena Konevtsova RUS 63.00; Katalin Divós HUN 62.58; Florence Ezech FRA 62.12; Irina Sekachova UKR 61.23; Ivana Brkljačić CRO 60.06; Lucie Vrbenská CZE 57.73; Elena Teloni CYP 55.20; Siniva Marsters COK 41.54

X

Helsinki 2005

Final (Aug 12)

1, Yipsi Moreno	CUB	73.08
2, Tatyana Lysenko	RUS	72.46
3, Manuèla Montebun	FRA	71.41
4, Zhang Wenxiu	CHN	69.82
5, Iryna Sekachyova	UKR	69.65
6, Kamila Skolimowska	POL	68.96
7, Candice Scott	TTO	66.55
8, Clarissa Claretti	ITA	64.76

9, Erin Gilreath USA 64.54; 10, Mihaela Melinte ROU 64.31; 11, Susanne Keil GER 63.25; (1.) Olga Kuzenkova RUS DQ (AdR10.1) (75.10)

Rightful finalist: Nataliya Zolotuhina UKR

Series	1	2	3	4	5	6
Moreno	70.39	x	70.88	71.26	73.08	73.04
Lysenko	x	70.30	68.4	68.92	72.46	71.68
Montebun	67.92	68.93	66.99	71.41	72.02	70.80
Zhang	68.16	65.90	68.31	69.82	66.68	68.53
Sekachova	69.65	67.26	67.59	68.62	68.08	68.15
Skolimowska	68.96	67.14	68.76	68.34	67.01	x
Scott	66.55	63.16	63.79	x	x	63.32
Claretti	x	64.28	64.76			
[Kuzenkova	x	68.94	70.70	70.80	74.03	75.10]

The medallists from Paris – Moreno, Kuzenkova and Montebun – were again favoured to win the medals, though new world record holder Lysenko was clearly a contender. These four were the leading qualifiers.

The opening three rounds of the final were low-key, with Moreno (70.88) leading from Kuzenkova (70.70) and Lysenko (70.30). Montebun – in sixth place at halfway – warmed things up by taking the lead with 71.41 in round four. In the next round the tall, athletic (1.86/81kg) Lysenko reached 72.46, to be overtaken immediately by Kuzenkova (74.03) and Moreno (73.08). The Olympic Champion increased her lead over the double World Champion, throwing 75.10 in the last round, her best for five years, while Moreno responded with 73.04.

Almost eight years later, in March 2013, the winner was exposed as a drug cheat when it was announced that a re-analysis of

Kuzenkova's Helsinki doping control sample – using the most up-to-date analytical techniques – had revealed an adverse finding. Besides being suspended in 2013-2015, all her results for two years from August 2005 were disqualified, starting with those in Helsinki. Moreno therefore became a triple champion, and ultimately one of the all-time greats across all individual women's events at the World Championships: three golds, one silver and two fourths.

Qualifying round (70.00 or top 12 to final) (Aug 10)

Group A qualifiers: Moreno 72.67; Lysenko 71.14; Skolimowska 70.28; Melinte 68.31; Claretti 68.21; Zhang 66.73

Non-qualifiers: Nataliya Zolotuhina UKR 66.36; Darya Pchelnic BLR 65.54; Berta Castells ESP 65.50; Éva Orbán HUN 64.26; Sini Pöyry FIN 64.24; Bethany Hart USA 63.97; Cecilia Nilsson SWE 62.27; Betty Heidler GER 61.91; Jennifer Dahlgren ARG, Yekaterina Khoroshikh RUS & Kathrin Klaas GER NM

Group B qualifiers: Montebun 71.63; Sekachyova 68.55; Keil 67.82; Gilreath 67.41; Scott 66.85; Kuzenkova DQ (AdR10.8) (71.97)

Non-qualifiers: Olga Tsander BLR 66.07; Ivana Brkljačić CRO 65.63; Amber Campbell USA 65.48; Stilianí Papadopoulou GRE 64.99; Jennifer Joyce CAN 64.34; Shirley Webb GBR 64.16; Eileen O'Keefe IRL 64.09; Yunaika Crawford CUB 63.79; Yuka Murofushi JPN 62.83; Amariis Alméstica PUR 56.66; Ester Balassini ITA & Gu Yuan CHN NM

X

Osaka 2007

Final (Aug 30)

1, Betty Heidler	GER	74.76
2, Yipsi Moreno	CUB	74.74
3, Zhang Wenxiu	CHN	74.39
4, Kamila Skolimowska	POL	73.75
5, Yelena Konevtseva	RUS	72.45
6, Eileen O'Keefe	IRL	70.93
7, Clarissa Claretti	ITA	70.74
8, Manuela Montebun	FRA	70.36

9, Arasay Thondike CUB 70.20; 10, Ivana Brkljačić CRO 68.16; 11, Yunaika Crawford CUB 67.56; (10.) Gulfiya Khanafeyeva RUS DQ (AdR10.8) (69.08)

Rightful finalist: Martina Danišová SVK

Series	1	2	3	4	5	6
Heidler	x	74.76	x	73.73	71.31	73.10
Moreno	72.84	x	x	74.33	70.87	74.74
Zhang	x	73.11	x	74.21	74.39	x
Skolimowska	73.75	70.54	65.69	70.78	70.06	70.77
Konevtseva	72.45	70.11	x	x	70.35	68.90
O'Keefe	70.93	64.27	69.06	66.90	69.21	69.38
Claretti	x	70.25	70.73	67.56	70.74	x
Montebun	69.77	70.36	67.42	69.16	66.41	69.92

Seventy-seven metres had been beaten by Tatyana Lysenko four times by the end of June, but she was then suspended for a doping offence. This left Moreno and Skolimowska, both finalists on four previous occasions, as the fancied athletes. Surprisingly, the qualifying was led by Brkljačić, who reached 74.69, but she faded in the final, reaching only 68.16 for 11th place.

Moreno opened the final with 72.87, but was overtaken by Skolimowska's 73.75. Heidler then moved into the lead with 74.76, and Zhang moved past Moreno with 73.11. The Cuban eventually got going with 74.33 in round four, and Zhang reached 74.21 then 74.39 in the 5th round to take back second place. Moreno then entered the circle for the final time, proceeded with her pre-throw ritual, including the rotation of a finger in front of her face to help visualize the throw about to occur, and launched the ball and chain out to ... 74.74, missing gold by just 2cm. The event saw the first occasion of nine throwers exceeding 70m in any competition, and more than doubled the number that had managed that distance ever in the World Championships.

Qualifying round (71.00 or top 12 to final) (Aug 28)

Group A qualifiers: Brkljačić 74.69; Heidler 72.27; Montebun 69.77; Thondike 69.14; Khanafeyeva DQ (AdR10.8) (68.65)

Non-qualifiers: Martina Danišová SVK 68.15; Cecilia Nilsson SWE 68.09; Alexáandra Papayeyoriou GRE 66.88; Yelena Priyma RUS 66.84; Svetlana Sudak TUR 65.65; Jennifer Dahlgren ARG 65.64; Berta Castells ESP 63.32; Liu Yinghui CHN 62.83; Masumi Aya JPN 62.68; Mihaela Melinte ROU 62.40; Vania Silva POR 61.81; Katalin Divós HUN 59.45; Brittany Riley USA 55.72; Susanne Keil GER & Oksana Menkova BLR NM

Group B qualifiers: Moreno 72.87; Zhang 71.31; O'Keefe 71.07; Konevtseva 70.65; Skolimowska 70.18; Claretti 69.53; Crawford 68.55

Non-qualifiers: Jessica Cosby USA 67.90; Merja Korpela FIN 67.87; Stéphanie Falzon FRA 67.19; Amélie Perrin FRA 66.67; Lenka Ledvinová CZE 66.57; Olga Kuzenkova RUS 66.56; Mona Holm NOR 65.65; Kristal Yush USA 64.63; Bianca Perie ROU 64.18; Kathrin Klaas GER 64.00; Nataliya Zolotuhina UKR 63.64; Rosa Rodríguez VEN 61.77; Hao Shuai CHN 59.09

	1	2	3	4	5	6
Moreno	73.29	x	74.48	x	x	x
Włodarczyk	73.56	x	72.61	x	x	72.65
Perie	67.73	70.40	67.75	70.24	70.91	72.04
Klaas	67.02	70.18	70.67	71.89	70.44	x
Salis	68.61	69.88	x			
[Z Marghieva	69.99	x	68.13	70.24	70.27	68.76]

Berlin 2009

Final (Aug 22)

1,	Anita Włodarczyk	POL	77.96 ^{WR}
2,	Betty Heidler	GER	77.12
3,	Martina Hrašnová	SVK	74.79
4,	Kathrin Klaas	GER	74.23
5,	Zhang Wenxiu	CHN	72.57
6,	Tatyana Lysenko	RUS	72.22
7,	Jessica Cosby	USA	72.17
8,	Clarissa Claretti	ITA	71.56
9,	Stéphanie Falzon	FRA	71.40;
10,	Sultana Frizell	CAN	70.88;
11,	Amber Campbell	USA	70.08;
12,	Manuela Montebun	FRA	69.92

Series	1	2	3	4	5	6
Włodarczyk	74.86	77.96	-	-	-	x
Heidler	75.10	75.38	75.73	73.45	76.44	77.12
Hrašnová	67.84	72.72	73.07	69.50	74.79	65.65
Klaas	72.02	x	74.23	66.28	x	x
Zhang	69.42	72.57	x	71.80	70.83	71.03
Lysenko	72.22	x	71.36	x	71.51	70.16
Cosby	x	72.17	69.94	68.10	x	71.35
Claretti	71.56	69.42	70.97	70.91	70.24	x

Heidler and Włodarczyk led the qualifiers, and similarly led the final with 75.10 and 74.86 respectively after the first round. Włodarczyk then hurled the implement 77.96 for a new world record. So excited was the Pole, that in celebrating her throw she damaged her ankle so badly that she was unable to throw further, and would subsequently require surgery. Showing great competitive fire, Heidler improved in round two to 75.38, then 75.73, 76.44 (fifth round) and finally a national record 77.12. Klaas also set a personal best with 74.23, and occupied third place until Hrašnová's fifth round 74.79. No competition had seen as many as 10 over 70m before – here 12 exceeded that limit in the qualifying, with 11 doing so in the final.

Qualifying round (72.00 or top 12 to final) (Aug 20)

Group A qualifiers: Heidler 75.27; Włodarczyk 74.54; Cosby 72.21; Falzon 71.54
Non-qualifiers: Jennifer Dahlgren ARG 68.90; Silvia Salis ITA 68.55; Bianca Perie ROU 68.47; Stilianí Papadopoulou GRE 67.33; Berta Castells ESP 67.32; Jennifer Joyce CAN 67.07; Andrea Bunjes GER 67.01; Iryna Sekachyova UKR 66.69; Johana Moreno COL 65.05; Marina Marghieva MDA 64.83; Eileen O'Keefe IRL 63.20; Lenka Ledvinová CZE 62.92; Vânia Silva POR 62.86; Florence Ezech TOG 59.76; Galina Mityayeva TJK 56.31; Paraskevi Theodorou CYP NM; Oksana Menkova BLR DQ (ADr10.8) (69.58)

Group B qualifiers: Zhang 72.72; Lysenko 71.73; Hrašnová 71.50; Frizell 70.98; Montebun 70.66; Campbell 70.54; Klaas 70.53; Claretti 70.01

Non-qualifiers: Éva Orbán HUN 69.39; Arasay Thondike CUB 68.97; Merja Korpela FIN 68.34; Erin Gilreath USA 66.72; Alexáandra Papayeoryíou GRE 66.33; Nataliya Zolotuhina UKR 65.95; Rosa Rodríguez VEN 65.88; Iryna Novozhylova UKR 64.90; Cecilia Nilsson SWE 63.77; Zoe Derham GBR NM; Daryia Pchelnik BLR DQ (ADr10.8) (69.30); Zalina Marghieva MDA (ADr10.1) (66.70)

X

Daegu 2011

Final (Sep 4)

1,	Tatyana Lysenko	RUS	77.13
2,	Betty Heidler	GER	76.06
3,	Zhang Wenxiu	CHN	75.03
4,	Yipsi Moreno	CUB	74.48
5,	Anita Włodarczyk	POL	73.56
6,	Bianca Perie	ROU	72.04
7,	Kathrin Klaas	GER	71.89
8,	Silvia Salis	ITA	69.88
9,	Jennifer Dahlgren	ARG	69.72;
10,	Jessica Cosby	USA	68.91;
11,	Stéphanie Falzon	FRA	66.57;
12,	Zalina Marghieva	MDA	DQ (ADr10.8) (70.27)

Rightful finalist: Éva Orbán HUN

Series	1	2	3	4	5	6
Lysenko	76.80	77.09	77.13	74.51	75.05	x
Heidler	x	73.96	74.70	x	76.06	x
Zhang	75.03	74.31	x	73.17	71.86	74.79

Heidler had been the only woman to have set a world record in a world championship event in 2011, with her 79.42 in May. Three other marks ahead of her nearest rival made her a big favourite. Zhang was the early leader with 75.03, until Lysenko produced a seasonal best of 76.80 to start her campaign. This was followed by efforts of 77.09 and 77.13, all three efforts being championship records. Heidler was stuck in bronze medal position with efforts of 73.96 and 74.70, before reaching 76.06 in the fifth, but the day belonged to the tall (1.80m) Lysenko. "I thought 77 metres would for sure be enough for a medal," she reflected, "but not enough for the win."

Qualifying round (71.00 or top 12 to final) (Sep 2)

Group A qualifiers: Zhang 74.17; Lysenko 71.94; Klaas 71.69; Cosby 71.06; Perie 69.66; Falzon 68.92; Z Marghieva DQ (ADr10.8) (70.09)

Non-qualifiers: Amber Campbell USA 68.87; Joanna Fiodorow POL 66.88; Alexáandra Papayeoryíou GRE 66.77; Amy Séné SEN 66.15; Merja Korpela FIN 65.64; Vânia Silva POR 65.40; Heather Steacy CAN 63.39; Kang Na-Ru KOR 61.05

Group B qualifiers: Moreno 73.29; Dahlgren 72.70; Heidler 71.48; Włodarczyk 71.09; Salis 69.82

Non-qualifiers: Éva Orbán HUN 68.89; Jeneva McCall USA 68.26; Alena Matoshka BLR 68.23; Marina Marghieva MDA 67.95; Berta Castells ESP 67.74; Nataliya Zolotuhina UKR 67.57; Mona Holm Solberg NOR 67.16; Sophie Hitchon GBR 64.93; Masumi Aya JPN 64.09; Liu Tingting CHN 63.12

XXXX

Moscow 2013

Final (Aug 16)

1,	Anita Włodarczyk	POL	78.46
2,	Zhang Wenxiu	CHN	75.58
3,	Wang Zheng	CHN	74.90
4,	Yipsi Moreno	CUB	74.16
5,	Éva Orbán	HUN	72.70
6,	Jeneva McCall	USA	72.65
7,	Amanda Bingson	USA	72.56
8,	Bianca Perie	ROU	71.25

(1.) Tatyana Lysenko RUS (ADr10.8) (78.80); (5.) Anna Bulgakova RUS DQ (ADr10.1) (74.62); (7.) Oksana Kondratyeva RUS DQ (ADr10.8) (72.76); (11.) Gulfiya Khanafeyeva RUS DQ (ADr10.8) (71.07)

Rightful finalists: Amber Campbell USA, Liu Tingting CHN, Rosa Rodríguez VEN & Sultana Frizell CAN

Series	1	2	4	4	5	6
Włodarczyk	70.75	74.21	77.79	78.46	72.85	71.39
Zhang	74.62	73.60	75.08	75.58	72.70	x
Wang	68.46	74.90	x	73.94	x	72.35
Moreno	68.96	74.16	71.06	x	x	72.68
Orbán	67.17	72.70	70.18	70.57	x	67.39
McCall	72.33	72.61	72.65			
Bingson	x	72.56	x			
Perie	71.15	70.40	71.25			
[Lysenko	77.58	77.33	76.34	78.80	76.90	74.49]
[Bulgakova	x	72.69	74.62	72.80	x	73.33]
[Kondratyeva	71.46	72.76	71.21	68.80	x	68.61]

The qualifying round produced one of the shocks of the championship when world record holder Heidler, a medallist at the three previous championships, was eliminated. Olympic Champion Lysenko led the final from the start until the third round when Włodarczyk threw 77.79. Lysenko reacted in the next round with a Russian record 78.80, the second-best ever. On the very next throw, Włodarczyk showed her competitive ability with 78.46, a national record and good for fourth on the all-time list.

Of all the field events in Moscow, this one, with performances so close to the world record, appeared to be the most qualitative. Then, one by one, the four Russians finalists were each disqualified for doping offences. Bulgakova's was in Moscow. Khanafeyeva's, Lysenko's and Kondratyeva's were all historic. Like Marion Jones and Nadezhda Ostapchuk, Lysenko was stripped of both World Championship and Olympic titles.

Re-analysis of her samples from London 2012 resulted in a positive test for the prohibited substance dehydrochloromethyltestosterone (turinabol). The IOC withdrew her 2012 Olympic gold in 2016. When her case was fully processed by the AIU in March 2019, she was given an eight-year ban, having previously failed a separate test in 2007.

The big beneficiary was Włodarczyk. She suddenly became a quadruple World Champion (the order of her victories being 2009, 2015, 2017 & 2013) as well as a double Olympic Champion (2016 then 2012). "On one side I'm happy," remarked the Pole, who received her 2013 gold at the Doha World Championships in 2019. "On the other I feel betrayed once again by Tatyana."

Qualifying round (73.00 or top 12 to final) (Aug 14)

Group A qualifiers: Zhang 75.15; Orbán 70.62; McCall 70.47; Bulgakova DQ (ADr10.1) (74.83); Lysenko DQ (ADr10.8) (74.60)

Non-qualifiers: Rosa Rodríguez VEN 69.35; Sultana Frizell CAN 69.06; Jenny Dahlgren ARG 68.90; Betty Heidler GER 68.83; Martina Hrašnová SVK 68.00; Tereza Králová CZE 64.74; Barbara Špiler SLO 64.58

Group B qualifiers: Włodarczyk 76.18; Wang 73.17; Bingson 71.90; Moreno 71.69; Perie 71.32; Kondratyeva DQ (ADr10.8) (73.89); Khanafeyeva DQ (ADr10.8) (72.47)

Non-qualifiers: Amber Campbell USA 69.86; Liu Tingting CHN 69.68; Sophie Hitchon GBR 68.56; Kathrin Klaas GER 68.34; Amy Séné SEN 65.58; Tracey Andersson SWE 61.37; Oksana Menkova BLR DQ (ADr10.8) (66.65)

Beijing 2015

Final (Aug 27)

1,	Anita Włodarczyk	POL	80.85
2,	Zhang Wenxiu	CHN	76.33
3,	Alexandra Tavernier	FRA	74.02
4,	Sophie Hitchon	GBR	73.86
5,	Wang Zheng	CHN	73.83
6,	Kathrin Klaas	GER	73.18
7,	Betty Heidler	GER	72.56
8,	Zalina Marghieva	MDA	72.38

9, Amanda Bingson USA 72.35; 10, Alena Sobaleva BLR 70.09; 11, Rosa Rodríguez VEN 67.78; Amber Campbell USA NM

Series	1	2	3	4	5	6
Włodarczyk	74.40	78.52	80.27	80.85	79.31	x
Zhang	73.47	75.92	73.65	76.33	69.93	72.99
Tavernier	74.02	69.59	x	67.83	69.93	70.60
Hitchon	71.20	71.44	73.65	71.06	72.10	73.86
Wang	72.92	68.80	x	x	71.50	73.83
Klaas	70.61	72.72	73.13	72.65	71.64	73.18
Heidler	69.33	72.56	72.24	72.35	71.22	69.85
Marghieva	72.15	72.20	72.38	x	71.87	x

At the beginning of August Włodarczyk had become the first woman to throw over 80m with 81.08, and she was strongly favoured to regain the title she at that point only won in 2009. The Pole led after the first round with a safe 74.40, and established her class with successive throws of 78.52, 80.27, a winning 80.85, and 79.31. Both 80m efforts were championship records and all those throws were well beyond the best of silver medallist Zhang, who reached a seasonal best of 76.33. The 2007 champion Heidler was regarded as a likely medallist, but had a poor day, with the bronze being taken by Tavernier's 74.02, just ahead of Hitchon's national record 73.86. Afterwards Włodarczyk commented "I must admit I feel a bit disappointed, because I really hoped for the world record here."

Qualifying round (72.50 or top 12 to final) (Aug 26)

Group A qualifiers: Włodarczyk 75.01; Tavernier 74.39; Wang 73.06; Klaas 71.41; Hitchon 71.07; Rodríguez 70.57; Bingson 69.99; Sobaleva 69.86

Non-qualifiers: Malwina Kopron POL 69.53; DeAnna Price USA 68.69; Liu Tingting CHN 67.07; Marina Nikişenko MDA 66.63; Iryna Novozhylova UKR 65.65; Éva Orbán HUN 64.57; Tereza Králová CZE 61.39

Group B qualifiers: Zhang 72.92; Marghieva 72.29; Campbell 72.06; Heidler 70.60

Non-qualifiers: Sultana Frizell CAN 69.66; Yirisleyidi L. Ford CUB 69.43; Martina Hrašnová SVK 68.80; Joanna Fiodorow POL 68.72; Réka Gyurátz HUN 68.26; Kivilcim Salman TUR 67.98; Jenny Dahlgren ARG 67.68; Hanna Skydan AZE 66.91; Silvia Salis ITA 66.80; Tracey Andersson SWE 65.99; Laura Redondo ESP 63.86; Alena Krechyk BLR NM

London 2017

Final (Aug 7)

1,	Anita Włodarczyk	POL	77.90
2,	Wang Zheng	CHN	75.98
3,	Malwina Kopron	POL	74.76
4,	Zhang Wenxiu	CHN	74.53
5,	Hanna Skydan	AZE	73.38
6,	Joanna Fiodorow	POL	73.04
7,	Sophie Hitchon	GBR	72.32
8,	Kateřina Šafránková	CZE	71.34

9, DeAnna Price USA 70.04; 10, Hanna Malyshik BLR 69.43; 11, Kathrin Klaas GER 68.91; 12, Alexandra Tavernier FRA 66.31

Series	1	2	3	4	5	6
Włodarczyk	70.45	x	71.94	77.39	77.90	73.91
Wang	74.31	75.94	75.00	74.86	74.52	75.98
Kopron	74.76	x	x	x	69.90	71.66
Zhang	69.70	x	73.19	70.62	74.53	72.21
Skydan	72.45	72.38	73.38	71.70	x	71.77
Fiodorow	x	73.02	72.41	73.04	71.69	72.67
Hitchon	71.47	71.62	71.80	x	70.81	72.32
Šafránková	71.34	x	x	x	x	66.26

A throw of 82.87 the week before London suggested that Włodarczyk might well be in world record form, but she then suffered a finger injury before the competition, and painful stomach cramps during the event. After three rounds, the Olympic Champion was only in seventh place with 71.94, but a fourth round 77.19 took her into the lead, and her 77.90 in the fifth was enough for her to retain her title. Wang was a solid runner-up, opening with 74.31, just behind Kopron's bronze medal throw of 74.76. Four-time medallist Zhang missed the podium by 23cm and finished in the top five for the seventh time.

Włodarczyk achieved the highest release velocity of 28.26 m/s. That was quicker than all the men's hammer throwers, but then their implement weighs 7.26kg compared with the women's 4kg.

Qualifying round (71.50 or top 12 to final) (Aug 5)

Group A qualifiers: Kopron 74.97; Hitchon 73.05; Malyshik 72.79; Wang 71.89; Šafránková 70.67

Non-qualifiers: Gwen Berry USA 69.12; Kivilcim Salman TUR 67.76; Ida Storm SWE 67.39; Zalina Petrivskaya MDA 67.05; Berta Castells ESP 66.11; Iryna Novozhylova UKR 66.02; Bianca Ghelber ROU 65.07; Alyona Shamotina UKR 64.88; Julia Ratcliffe NZL 64.72; Nikola Lomnická SVK 64.60; Susen Küster GER 62.33

Group B qualifiers: Włodarczyk 74.61; Price 72.78; Tavernier 72.69; Skydan 71.78; Fiodorow 71.72; Zhang 71.39
Klaas 70.33

Non-qualifiers: Luo Na CHN 69.54; Réka Gyurátz HUN 67.48; Anna Maria Orel EST 67.37; Marinda Petersson SWE 66.46; Maggie Ewen USA 66.24; Marina Nikişenko MDA 64.63; Iryna Klymets UKR 64.20; Jenny Dahlgren ARG & Jillian Weir CAN NM

Doha 2019

Final (Sep 28)

1,	DeAnna Price	USA	77.54
2,	Joanna Fiodorow	POL	76.35
3,	Wang Zheng	CHN	74.76
4,	Zalina Petrivskaya	MDA	74.33
5,	Iryna Klymets	UKR	73.56
6,	Alexandra Tavernier	FRA	73.33
7,	Hanna Skydan	AZE	72.83
8,	Luo Na	CHN	72.04

9, Martina Hrašnová SVK 71.28; 10, Hanna Malyshik BLR 71.24; 11, Alena Sobaleva BLR 70.45; Gwen Berry USA NM

Series	1	2	3	4	5	6
Price	76.87	x	77.54	74.56	73.77	75.68
Fiodorow	76.35	74.77	72.78	74.69	x	x
Wang	72.94	x	x	73.75	74.76	x
Petrivskaya	73.73	73.60	74.33	70.49	74.27	72.94
Klymets	73.17	73.56	x	70.26	72.59	71.95
Tavernier	71.50	70.48	73.31	72.24	73.33	x
Skydan	70.69	71.99	72.80	72.83	71.44	70.99
Luo	71.33	72.04	70.83	70.41	71.03	x

The overall standard was higher than ever. Three women threw 70m+ and did not reach the final, including London medallist Kopron. That was despite the absence of triple champion Anita Włodarczyk, who cut her season short to undergo knee surgery.

A new champion was guaranteed, and it was Price who fulfilled the promise of her world leading mark (of 78.24) at the US Championships. The gold and silver positions were set with the second and third throws of the final. Price produced a 76.87, followed by Fiodorow's 76.35. No-one else would improve on those marks except for the American, who propelled an effort of 77.54 in round three to become the USA's first female world throws champion. Wang edged Petrivskaya for the bronze in round five, her third world medal. The only real surprise of the final was Berry having no valid throw, when a bronze medal might have been expected for the third longest thrower of the year. Experimental measurements revealed that the leading women were releasing their implements at speeds in excess of 100km/h.

Qualifying round (72.00 or top 12 to final) (Sep 27)

Group A qualifiers: Fiodorow 73.39; Klymets 72.93; Tavernier 72.91; Malysnik 72.59; Berry 71.72; Luo 71.35

Non-qualifiers: Julia Ratcliffe NZL 70.45; Stamatia Skarvelis GRE 69.65; Sofiya Palkina ANA/RUS 68.53; Brooke Andersen USA 68.46; Liu Tingting CHN 67.11; Sara Fantini ITA 66.58; Barbara Špiler SLO 65.76; Beatrice Nedberge Llano NOR 65.55; Iryna Novozhylova UKR 65.31

Group B qualifiers: Price 73.77; Petrivskaya 73.40; Skydan 73.32; Wang 72.65; Hrašnová 72.01; Sobaleva 71.52

Non-qualifiers: Malwina Kopron POL 70.46; Yelizaveta Tsareva ANA/RUS 70.35; Anastasiya Kalamoyets BLR 69.67; Bianca Ghelber ROU 68.65; Krista Tervo FIN 68.25; Laura Igaune LAT 67.77; Réka Gyurátz HUN 67.41; Alyona Shamotina UKR 67.30; Kateřina Šafránková CZE 65.46

HAMMER THROW

Multiple Medallists:

4	Yipsi Moreno	CUB	01-1, 03-1, 05-1, 07-2
	Zhang Wenxiu	CHN	07-3, 11-3, 13-2, 15-2
	Anita Włodarczyk	POL	09-1, 13-1, 15-1, 17-1
3	Olga Kuzenkova	RUS	99-2, 01-2, 03-2
	Betty Heidler	GER	07-1, 09-2, 11-2
	Wang Zheng	CHN	13-3, 17-2, 19-3
2	Manuela Montebrun	FRA	03-3, 05-3
	Tatyana Lysenko	RUS	05-2, 11-1

Most Finals:

8	Zhang	01-11, 05-4, 07-3, 09-5, 11-3, 13-2, 15-2, 17-4
---	-------	---

Most Appearances:

9	Zhang	01-11, 03-13Q, 05-4, 07-3, 09-5, 11-3, 13-2, 15-2, 17-4
---	-------	---

National Placings:

	1	2	3	4	5	6	7	8	Points
CHN	-	3	4	3	2	-	-	1	69
POL	4	1	1	2	1	2	-	1	66
RUS	1	4	-	-	1	1	-	-	43
CUB	3	1	-	2	-	-	-	-	41
GER	1	2	-	1	1	1	3	1	41
FRA	-	-	3	-	1	1	1	1	28
USA	1	-	-	-	-	1	3	-	17
ROU	1	-	-	-	-	2	-	1	15
AUS	-	-	1	-	1	-	-	-	10
GBR	-	-	-	1	-	1	1	-	10
HUN	-	-	-	1	1	-	-	-	9
UKR	-	-	-	-	2	-	-	-	8
ASA	-	-	1	-	-	-	-	-	6
SVK	-	-	1	-	-	-	-	-	6
MDA	-	-	-	1	-	-	-	1	6
AZE	-	-	-	-	1	-	1	-	6
ITA	-	-	-	-	-	-	1	3	5
BLR	-	-	-	-	-	1	-	-	3
IRL	-	-	-	-	-	1	-	-	3
TTO	-	-	-	-	-	-	1	-	2
CRO	-	-	-	-	-	-	-	1	1
CZE	-	-	-	-	-	-	-	1	1
Totals	11	11	11	11	11	11	11	11	396

Javelin Throw

Helsinki 1983

Final (Aug 13)

1,	Tiina Lillak	FIN	70.82
2,	Fatima Whitbread	GBR	69.14
3,	Anna Verouli	GRE	65.72
4,	Tessa Sanderson	GBR	64.76
5,	Eva Raduly-Zörgö	ROU	63.86
6,	Tuula Laaksalo	FIN	62.44
7,	Beate Peters	FRG	62.42
8,	María Colón	CUB	62.04
9,	Petra Felke	GDR	62.02
10,	Karin Smith	USA	59.76
11,	Antje Kempe	GDR	58.82
12,	Mayra Vila	CUB	57.80

Series	1	2	3	4	5	6
Lillak	67.34	59.04	63.24	63.56	67.46	70.82
Whitbread	69.14	x	64.48	x	61.78	-
Verouli	x	61.74	62.38	63.08	65.72	x
Sanderson	64.76	63.66	63.94	64.10	64.00	59.74
Raduly-Zörgö	63.38	60.32	57.36	60.92	63.86	61.80
Laaksalo	50.50	62.44	x	56.52	x	59.04
Peters	59.22	x	62.42	x	59.30	x
Colón	61.52	62.04	56.96	57.34	57.88	56.32

The capacity crowd of 54,700 had high expectations of the Finnish world record holder Lillak, who led the qualifying round at 69.16. Whitbread, meanwhile, had only just recovered from tonsillitis and scraped into the final in 12th place.

One brilliant throw from each of these two women provided a final of high drama. The first of these came in the opening round, when Whitbread went near to her personal best with 69.14. Lillak threw 67.34, while another Briton, Sanderson, went into third at 64.76.

Three full rounds followed with none of the principals improving. It became increasingly clear that Whitbread's opening effort was not only an excellent throw in the conditions, but that it might hold up for victory. In the fifth round, Verouli replaced Sanderson in third place. Lillak improved marginally to 67.46 so had just one more chance.

Whitbread passed her final throw with a sore back and could barely watch as Lillak prepared for her final effort. The crowd was deafening as the spear left her hand, then went berserk when it landed at 70.82. Sanderson was still to throw but Lillak sprinted round a victory half-lap. The Briton managed only 59.74 and Finland's first gold was confirmed. "Not technically perfect," said Lillak of her winning throw, "but there was enough force behind it to go over 70m."

Qualifying round (62.00 or top 12 to final) (Aug 12)

Group A qualifiers: Sanderson 64.80; Felke 64.46; Vila 62.78; Laaksalo 62.06

Non-qualifiers: Karin Bergdahl SWE 60.64; Ingrid Thyssen FRG 59.70; Elena Bugarová TCH 58.48; Monique Lapres CAN 54.70; Xin Xiaoli CHN 52.52; Jennifer Pace MLT 41.96; Sofia Sakorafa GRE DNS

Group B qualifiers: Lillak 69.16; Verouli 68.50; Kempe 62.74; Raduly-Zörgö 61.92; Smith 61.48; Peters 61.18; Colón 60.98; Whitbread 60.96

Non-qualifiers: Fausta Quintavalla ITA 59.34; Emi Matsui JPN 55.52; Mereoni Vibose FIJ 49.44; Yoon Norsham MAS 40.40

Rome 1987

Final (Sep 6)

1,	Fatima Whitbread	GBR	76.64
2,	Petra Felke	GDR	71.76
3,	Beate Peters	FRG	68.82
4,	Tessa Sanderson	GBR	67.54
5,	Susanne Jung	GDR	67.46
6,	Tiina Lillak	FIN	66.82
7,	Natalya Yermolovich	URS	65.52
8,	Ivonne Léal	CUB	64.90
9,	Ingrid Thyssen	FRG	64.12
10,	Manuela Alizadeh	FRG	63.40
11,	Katalin Hartai	HUN	60.88
12,	Irina Kostyuchenkova	URS	60.60

Series	1	2	3	4	5	6
Whitbread	61.80	69.02	71.34	73.16	76.64	72.14
Felke	70.30	71.76	66.84	x	71.56	x
Peters	68.82	x	62.24	61.12	57.96	x
Sanderson	x	67.54	63.54	62.88	62.00	63.66
Jung	60.36	x	67.46	x	57.96	x
Lillak	56.56	66.82	x	56.80	59.74	x
Yermolovich	60.14	65.52	x	x	x	x
Leal	61.86	64.90	x	x	x	64.52

In Helsinki, Whitbread led for most of the contest before being overtaken in the final round. Four years later, the tables were turned when Whitbread was the one chasing the 71.76 second-round throw of Felke. The Briton, whose participation in the championships had been in doubt because of a shoulder injury, came close with 71.34 in the third round. Whitbread finally got it right in the fourth round with the third best throw of all-time, 73.16. Felke, the world record holder, was next to throw and fouled. In the fifth, Whitbread improved again to 76.64.

Qualifying round (64.00 or top 12 to final) (Sep 5)

Group A qualifiers: Felke 69.16; Sanderson 66.46; Peters 64.26; Kostyuchenkova 63.04; Hartai 62.68; Yermolovich 60.78

Non-qualifiers: Anna Verouli GRE 60.60; Zhou Yuanxiang CHN 59.46; Elisabet Nagy SWE 58.72; Maria Colon CUB 57.82; Emi Matsui JPN 57.78; Denise Thiémarc SUI 56.34; Sueli dos Santos BRA 55.48; Marietta Riera VEN 53.38; Lee Huei-Chen TPE 51.42; Mereoni Vibose FIJ 48.60

Group B qualifiers: Whitbread 67.00; Thyssen 64.52; Léal 62.60; Lillak 62.34; Jung 62.26; Alizadeh 62.16

Non-qualifiers: Natalya Shikolenko URS 60.40; Céline Chartrand CAN 59.06; Tuula Laaksalo FIN 57.24; Li Baolian CHN 55.96; Trine Solberg NOR 55.30; Cathie Wilson USA 54.80; Iris Grönfeldt ISL 54.00; Iammo Launa PNG 42.70; Laverne Eve BAH NM

Tokyo 1991

Final (Sep 1)

1,	Xu Demei	CHN	68.78
2,	Petra Meier	GER	68.68
3,	Silke Renk	GER	66.80
4,	Natalya Cherniyenko	URS	65.22
5,	Trine Hattestad	NOR	63.36
6,	Louise McPaul	AUS	63.34
7,	Dulce García	CUB	62.68
8,	Päivi Alafrantti	FIN	62.26
9,	Heli Rantanen	FIN	60.96
10,	Anna Verouli	GRE	59.12
11,	Natalya Shikolenko	URS	58.82
12,	Karen Forkel	GER	57.90

Series	1	2	3	4	5	6
Xu	68.78	62.98	x	61.88	x	59.12
Meier	67.10	68.68	63.38	65.20	64.50	x
Renk	63.02	62.64	65.64	65.82	66.80	65.26
Cherniyenko	x	63.12	65.22	x	x	x
Hattestad	x	63.36	x	62.50	60.90	62.92
McPaul	63.34	60.54	63.08	x	61.10	x
García	x	57.54	62.68	x	x	x
Alafrantti	x	62.22	62.26	x	x	x

Eight days after winning the first of the Tokyo throws, China unexpectedly won the last. Xu Demei chose the best possible time to throw a personal best of 68.78: the first round of the final. Meier-Felke – the Rome silver medallist – threatened with 68.68 in the second round, but these two proved to be the only 68m+ efforts of the day.

The bronze medal also went to Germany but there was huge disappointment for the other German Forkel. She won the qualifying round with 68.14 then could only manage 57.90 in the final.

Qualifying round (62.00 or top 12 to final) (Aug 31)

Group A qualifiers: Forkel 68.14; Xu 65.44; Alafrantti 64.38; Verouli 63.02; Shikolenko 62.08; Rantanen 61.30

Non-qualifiers: Antoaneta Selenska BUL 57.42; Sharon Gibson GBR 56.64; Donna Mayhew USA 56.34; Katalin Hartai HUN 55.68; Laverne Eve BAH 55.14; Akiko Miyajima JPN 52.86; Matilda Kisava TAN 52.60; Sueli dos Santos BRA 51.20; Isel López CUB & Nadine Auzeil FRA NM

Group B qualifiers: Meier 67.24; Hattestad 66.92; Renk 65.24; García 62.18; McPaul 61.08; Cherniyenko 60.90

Non-qualifiers: Karin Smith USA 60.34; 8, Genowefa Patla POL 60.18; Tiina Lillak FIN 58.42; Paula Berry USA 57.94; Irina Kostyuchenkova URS 57.60 Sun Fei CHN 55.04; Kirsten Smith NZL 53.98; Iris Grönfeldt ISL 53.92; Marieta Riera VEN 50.62

Stuttgart 1993

Final (Aug 22)

1,	Trine Hattestad	NOR	69.18
2,	Karen Forkel	GER	65.80
3,	Natalya Shikolenko	BLR	65.64
4,	Tatyana Shikolenko	BLR	65.18

5,	Yekaterina Ivakina	RUS	65.12
6,	Silke Renk	GER	64.00
7,	Claudia Isaila	ROU	61.54
8,	Felicia Tilea	ROU	61.24
9,	Steffi Nerius	GER	60.26
10,	Antoaneta Selenska	BUL	58.82
11,	Heli Rantanen	FIN	53.14
	Terese Nekrosaitė	LTU	NM

She had failed several times before at major championships, but in Stuttgart Hattestad did everything right. She led the qualifiers and with the first throw of the final went into a big lead with 69.18.

The Norwegian's big rival, Natalya Shikolenko, followed up her 65.64 opener with three fouls. This allowed Forkel to claim the silver. Like Hattestad, the German therefore made amends for a miserable performance at the previous World Championships.

Natalya Shikolenko held on for the bronze one place ahead of her younger sister, Tatyana, who set a personal best in the final round.

Series	1	2	3	4	5	6
Hattestad	69.18	62.80	64.78	64.80	61.04	66.18
Forkel	x	60.78	65.80	61.88	65.04	-
N Shikolenko	65.64	x	x	x	64.68	x
T Shikolenko	x	63.48	62.14	61.30	64.10	65.18
Ivakina	60.50	x	64.68	65.12	62.86	x
Renk	61.50	62.18	64.00	61.96	63.74	63.44
Isaila	59.88	61.54	58.40	x	x	x
Tilea	60.26	x	61.24	61.14	x	60.02

Qualifying round (62.00 or top 12 to final) (Aug 21)

Group A qualifiers: Hattestad 66.52; Shikolenko 63.22; Tilea 62.90; Rantanen 60.56; Forkel 60.54; Selenska 59.74

Non-qualifiers: Martine Bégue FRA 59.16; Jette Jeppesen DEN 58.80; Sueli dos Santos BRA 57.16; Yelena Svezhentseva UZB 55.10; Nikola Tomečková TCH 52.06

Group B qualifiers: Ivakina 62.90; Renk 62.88; Shikolenko 62.06; Nekrosaitė 61.02; Isaila 59.88; Nerius 59.68

Non-qualifiers: Päivi Alafrantti FIN 59.26; Shelley Holroyd GBR 57.66; Kinga Zsigmond HUN 55.72; Lee Young-Sun KOR 54.78; Akiko Miyajima JPN 54.50; Iammo Launa PNG 46.78

Gothenburg 1995

Final (Aug 8)

1,	Natalya Shikolenko	BLR	67.56
2,	Felicia Tilea	ROU	65.22
3,	Mikaela Ingberg	FIN	65.16
4,	Heli Rantanen	FIN	65.04
5,	Joanna Stone	AUS	63.74
6,	Tanja Damaske	GER	62.32
7,	Isel López	CUB	60.80
8,	Yekaterina Ivakina	RUS	59.82
9,	Renata Strasek	SLO	59.10
10,	Jette Jeppesen	DEN	58.84
11,	Steffi Nerius	GER	56.50
12,	Miréla Manjani	ALB	55.56

Series	1	2	3	4	5	6
N Shikolenko	66.48	63.58	x	x	65.46	67.56
Tilea	62.34	60.98	59.64	65.22	x	x
Ingberg	61.82	59.54	60.12	65.16	x	x
Rantanen	55.44	59.66	x	59.10	62.96	65.04
Stone	59.14	x	61.46	58.50	57.80	63.74
Damaske	62.32	x	60.42	x	59.64	x
López	54.30	x	60.80	x	x	x
Ivakina	59.82	56.06	58.64	55.28	x	x

Defending champion Trine Hattestad was throwing well in 1995 but by the time of Gothenburg was five months pregnant and did not compete for obvious reasons. This left Shikolenko as the favourite to add gold to her 1993 bronze, and she did just that. She had the best qualifying effort (65.46) and took the lead in the final with her first throw of 66.48. No-one could approach that, though the Belarus thrower did go better with 67.56 in the final round. The woman who was beaten in the last round at the Barcelona Olympics then waited anxiously for the three remaining finalists to close their accounts.

Qualifying round (62.50 or top 12 to final) (Aug 6)

Group A qualifiers: Shikolenko 65.64; Damaske 62.82; Ivakina 61.52; Strasek 60.26; López 60.04; Stone 59.52

Non-qualifiers: Silke Renk GER 58.86; Kinga Zsigmond HUN 57.86; Tang Lishuang CHN 56.98; Claudia Isaila ROU 55.84; Taina Uppa FIN 54.38; Rita

Ramanauskaitė LTU 54.14; Donna Mayhew USA 53.10; Aysel Tas TUR 49.20; Maka Obolashvili GEO 43.98

Group B qualifiers: Nerius 62.62; Manjani 62.40; Jeppesen 61.96; Tilea 61.52; Ingberg 60.72; Rantanen 60.34

Non-qualifiers: Louise McPaul AUS 59.30; Laverne Eve BAH 58.78; Xiomara Rivero CUB 58.32; Nikola Tomečková CZE 57.98; Nadine Auzeil FRA 56.80; Oksana Ovchinnikova RUS 56.74; Nicole Carroll USA 55.32; Agnes Preisinger HUN 54.00; Kate Farrow AUS 49.24; Ketut Mudianti INA 40.92

Athens 1997

Final (Aug 9)

1,	Trine Hattestad	NOR	68.78
2,	Joanna Stone	AUS	68.64
3,	Tanja Damaske	GER	67.12
4,	Mikaela Ingberg	FIN	66.00
5,	Felicia Tilea	ROU	64.90
6,	Sonia Bisset	CUB	63.80
7,	Osleidys Menéndez	CUB	63.76
8,	Tatyana Shikolenko	RUS	63.76
9,	Oksana Ovchinnikova	RUS	62.92;
10,	Heli Rantanen	FIN	62.64;
11,	Miréla Manjani-Tzelili	GRE	61.02;
12,	Rita Ramanauskaitė	LTU	57.38

Series	1	2	3	4	5	6
Hattestad	68.78	63.32	x	66.32	x	65.46
Stone	64.68	68.16	66.94	66.12	68.64	68.60
Damaske	64.30	63.72	64.36	64.18	66.26	67.12
Ingberg	64.50	x	63.72	61.70	64.14	66.00
Tilea	60.32	55.24	64.90	61.14	59.24	64.40
Bisset	63.80	63.16	63.08	60.44	60.52	63.34
Menéndez	63.76	62.44	x	59.88	63.02	62.14
T Shikolenko	x	63.76	x	62.68	x	x

Stone, a London-born Australian policewoman, created a stir by leading the qualifiers with a personal best of 67.72 and proved that was no fluke by pressuring the favourite, Hattestad, throughout the final. The Norwegian, champion in 1993 and pregnant at the time of the 1995 Championships, opened strongly with 68.78 and that proved to be the winner but Stone drew uncomfortably close in the second round with 68.16 and her last two throws landed at 68.64 and 68.60. The bronze medallist Damaske excelled also, throwing a personal best of 67.12 in the final round, but Olympic Champion Rantanen suffered an off-day in tenth place. "I was given strength by the knowledge that my two sons were watching from the stands," said Hattestad.

Qualifying Round (62.50 or top 12 to final) (Aug 7)

Group A qualifiers: Hattestad 66.12; Rantanen 64.46; Manjani-Tzelili 63.50; Tilea 63.06; Ovchinnikova 61.58; Menéndez 60.90

Non-qualifiers: Karen Forkel GER 60.70; Zuleima Aramendiz COL 58.98; Laverne Eve BAH 58.80; Nikolett Szabó HUN 57.78; Lee Young-Sun KOR 55.98; Lynda Lipson USA 52.64; Shelley Holroyd GBR 51.06; Trishel Thompson GUY 38.14

Group B qualifiers: Stone 67.72; Ingberg 63.92; Bisset 63.48; Damaske 63.30; Ramanauskaitė 62.60; Shikolenko 61.78

Non-qualifiers: Silke Renk GER 60.72; Odeyme Palma CUB 58.42; Tessa Sanderson GBR 57.84; Taina Uppa FIN 57.72; Ewa Rybak POL 56.24; Nicole Carroll USA 55.62; Erica Wheeler USA 54.16; Angeliki Tsiolakoudi GRE 53.48; Nikola Tomečková CZE 52.86

Seville 1999

Final (Aug 28)

1,	Miréla Tzelili	GRE	67.09
2,	Tatyana Shikolenko	RUS	66.37
3,	Trine Hattestad	NOR	66.06
4,	Osleidys Menéndez	CUB	64.61
5,	Louise Currey	AUS	64.38
6,	Sonia Bicet	CUB	63.52
7,	Wei Jianhua	CHN	62.97
8,	Oksana Makarova	RUS	62.67
9,	Mikaela Ingberg	FIN	60.48;
10,	Taina Uppa	FIN	59.83;
11,	Felicia Tilea	ROU	59.24;
12,	Karen Forkel	GER	54.65

Series	1	2	3	4	5	6
Tzelili	62.41	66.33	67.09	66.44	x	x
T Shikolenko	63.75	62.28	x	62.51	66.37	x
Hattestad	63.73	66.06	62.56	64.24	63.42	63.85

	1	2	3	4	5	6
Menéndez	64.61	61.12	63.18	62.55	63.74	62.54
Currey	60.39	x	60.81	64.38	61.10	60.75
Bicet	61.62	61.74	x	63.52	61.08	x
Wei	58.98	62.27	62.97	x	x	57.66
Makarova	59.23	62.67	x	x	60.16	x

In a year which caused so much grief to Albanians there was a result from Seville which might have brought those people some pride and pleasure. Manjani no longer competed for Albania; now married to Greek weightlifter George Tzelilis she became a Greek citizen in 1997, but she made history by becoming the first Albanian-born athlete ever to win a world athletics title. Title holder Hattestad was delighted to take the lead in round 2 with 66.06 but later in the round Tzelili went ahead with 66.33 and with her next throw she improved to a Greek record with the new implement of 67.09. Tatyana Shikolenko later produced a Russian record of 66.37 to push Hattestad down to third; her elder sister Natalya won this title for Belarus in 1995. European Champion Damaske was unable through injury to throw in the qualifying round.

Qualifying round (61.00 or top 12 to final) (Aug 26)

Group A qualifiers: Hattestad 62.67; Menéndez 62.07; Shikolenko 61.78; Bicet 61.63; Ingberg 61.50; Wei 61.39; Currey 60.83; Forkel 60.40; Tilea 60.11

Non-qualifiers: Genowefa Patla POL 59.50; Rita Ramanauskaitė LTU 58.60; Steffi Nerius GER 58.43; Evfemija Storga SLO 53.54; Gurmeet Kaur IND 51.97; Sabina Moya COL 47.27

Group B qualifiers: Makarova 63.83; Tzelili 61.45; Uppa 60.51

Non-qualifiers: Ana Mirela Țermure ROU 58.52; Liang Lili CHN 58.43; Laverne Eve BAH 57.97; Xiomara Rivero CUB 57.48; Nadine Auzeil FRA 57.33; Nikola Tomečková CZE 56.88; Ewa Rybak POL 56.41; Khristina Georgieva BUL 55.79; Linda Bluetrich USA 52.31; Lee Young-Sun KOR 51.36; Tanja Damaske GER DNS (injured); Maka Obolashvili GEO NM

Edmonton 2001

Final (Aug 6)

1,	Osleidys Menéndez	CUB	69.53
2,	Miréla Tzelili	GRE	65.78
3,	Sonia Bisset	CUB	64.69
4,	Nikola Tomečková	CZE	63.11
5,	Steffi Nerius	GER	62.08
6,	Mikaela Ingberg	FIN	61.94
7,	Xiomara Rivero	CUB	61.60
8,	Angeliki Tsiolakouđi	GRE	61.01
9,	Tatyana Shikolenko	RUS	60.91;
10,	Wei Jianhua	CHN	58.45;
11,	Claudia Coslovich	ITA	57.27;
12,	Taina Kolkkala	FIN	57.21

Series	1	2	3	4	5	6
Menéndez	66.56	69.42	69.53	x	65.83	66.70
Tzelili	64.69	63.80	x	x	65.78	62.68
Bisset	63.14	x	57.77	61.32	64.69	x
Tomečková	63.11	62.91	x	x	62.74	59.83
Nerius	62.08	x	58.52	x	x	56.01
Ingberg	61.94	60.40	x	57.91	60.89	60.91
Rivero	58.56	61.60	59.00	61.27	61.43	61.40
Tsiolakouđi	61.01	57.88	58.61	60.74	58.17	58.96

The previous July, Menéndez had become the first Cuban woman to set a world record with a throw of 71.54. She didn't need to throw that far in Edmonton, but still won easily. The 21 year-old did the damage in the first three rounds with efforts of 66.56, 69.42 and 69.53.

Tzelili defended her title with honour, lying second throughout and achieving her best of 65.78 in round 5. Another Cuban, Bisset, was in third place throughout the contest ahead of Tomečková who could not reproduce her 65.71 qualifier when it mattered.

Qualifying round (61.00 or top 12 to final) (Aug 4)

Group A qualifiers: Tomečková 65.71; Bisset 63.24; Tzelili 61.75; Wei 61.56; Ingberg 60.89

Non-qualifiers: Paula Huhtaniemi FIN 58.26; Nikolett Szabó HUN 57.60; Rita Ramanauskaitė LTU 57.43; Takako Miyake JPN 56.05; Dominique Bilodeau CAN 45.24; Ana Mirela Țermure ROU DQ (ADr10.1) (52.65)

Group B qualifiers: Menéndez 64.39; Tsiolakouđi 61.93; Nerius 61.90; Shikolenko 61.42; Rivero 59.78; Kolkkala 59.62; Coslovich 58.42

Non-qualifiers: Felicia Moldovan ROU 56.61; Laverne Eve BAH 56.10; Zuleima Aramendiz COL 52.23; Lindy Leveaux SEY 49.40

Paris 2003

Final (Aug 30)

1,	Miréla Manjani	GRE	66.52
2,	Tatyana Shikolenko	RUS	63.28
3,	Steffi Nerius	GER	62.70
4,	Mikaela Ingberg	FIN	62.20
5,	Osleidys Menéndez	CUB	62.19
6,	Sonia Bisset	CUB	60.17
7,	Claudia Coslovich	ITA	59.64
8,	Laverne Eve	BAH	59.60
9,	Valeriya Zabruskova	RUS	59.51
10,	Taina Kolkkala	FIN	57.50
11,	Ma Ning	CHN	57.43
12,	Nikolett Szabó	HUN	56.98

Series	1	2	3	4	5	6
Manjani	64.55	64.46	64.09	66.52	x	56.84
Shikolenko	62.76	62.99	63.28	x	60.67	59.93
Nerius	59.15	62.70	60.30	x	61.81	x
Ingberg	61.37	59.98	-	62.02	-	62.20
Menéndez	61.18	x	x	62.19	60.47	x
Bicet	56.90	58.21	60.17	x	x	56.36
Coslovich	55.48	58.81	59.64	56.05	57.89	56.14
Eve	56.43	54.39	59.60	x	58.47	57.55

The 1999 winner Manjani (now divorced from Giorgos Tzelilis) again demonstrated her ability to peak for major championships. Before Paris her season's best was just 63.13. Her opening four throws in the final were better than that or anything else the opposition could produce. Her fourth effort of 66.52 was a 2003 world best, but it was also the shortest winning throw in world championships history. The silver medallist Shikolenko was another to repeat her placing from 1999.

Qualifying round (60.00 or top 12 to final) (Aug 28)

Group A qualifiers: Shikolenko 63.71; Eve 62.89; Menéndez 61.74; Ingberg 60.89; Nerius 60.40; Szabó 59.84; Ma 58.95

Non-qualifiers: Rita Ramanauskaitė LTU 57.13; Jarmila Klimesová CZE 56.98; Angeliki Tsiolakoúdi GRE 56.66; Sabina Moya COL 55.75; Kim Kreiner USA 54.84

Group B qualifiers: Manjani 62.48; Bisset 60.64; Zabruskova 60.40; Coslovich 59.57; Kolkkala 58.94

Non-qualifiers: Ana Mirela Țermure ROU 58.50; Sunette Viljoen RSA 56.78; Nora Bicet CUB 56.33; Paula Huhtaniemi FIN 55.06; Sarah Walter FRA 54.31; Takako Miyake JPN 52.26; Leryn Franco PAR 51.13

Helsinki 2005

Final (Aug 14)

1,	Osleidys Menéndez	CUB	71.70 ^{WR}
2,	Christina Obergföll	GER	70.03
3,	Steffi Nerius	GER	65.96
4,	Christina Scherwin	DEN	63.43
5,	Zahra Bani	ITA	62.75
6,	Paula Tarvainen	FIN	62.64
7,	Sonia Bisset	CUB	61.75
8,	Angeliki Tsiolakoúdi	GRE	57.99
9,	Mikaela Ingberg	FIN	57.54
10,	Laverne Eve	BAH	57.10
11,	Rumyana Karapetrova	BUL	57.06
12,	Goldie Sayers	GBR	54.44

Series	1	2	3	4	5	6
Menéndez	71.70	x	-	65.53	63.80	-
Obergföll	61.55	70.03	-	-	-	59.67
Nerius	65.96	x	x	64.26	64.35	x
Scherwin	59.36	62.32	60.04	63.43	x	x
Bani	55.28	60.71	54.06	x	56.16	62.75
Tarvainen	62.64	x	x	x	56.89	x
Bisset	x	59.55	59.71	58.61	61.75	60.57
Tsiolakoúdi	57.30	57.99	56.78	x	x	56.63

At the ripe old age of 25, Menéndez was competing in her fifth World championships, aiming to regain the title she had won in her world record year of 2001. After throwing 65.77 in the qualifying round, trailing the personal best 66.52 of veteran Nerius, Menéndez set up for her first throw drawn at the end of the opening round. Again trailing Nerius, who led with 65.96, the powerful (1.78/80kg) Cuban launched a throw which had the knowledgeable Finnish crowd buzzing with expectation before the spear landed. It was measured at 71.70, a new

world record; normally such a throw kills off the opposition, but on this occasion it engendered a magnificent reaction. Obergföll, with a lifetime best of 64.59 hit a perfect throw, and was rewarded with a European record 70.03. She later said "I cannot explain what happened today." Nerius's throw held up for the bronze medal, while Helsinki held its reputation as the spiritual home of javelin throwing as the top five throwers came away with lifetime bests.

Qualifying round (60.50 or top 12 to final) (Aug 12)

Group A qualifiers: Menéndez 65.77; Obergföll 61.59; Ingberg 61.06; Sayers 60.67; Scherwin 60.11; Tsiolakoúdi 59.06

Non-qualifiers: Mercedes Chilla ESP 58.38; Olga Ivankova UKR 56.56; Claudia Coslovich ITA 55.78; Kim Kreiner USA 55.05; Felicia Moldovan ROU 54.68; Nora Bicet CUB 54.52; Inga Stasiulionytė LTU 54.38; Moonika Aava EST 54.24; Mariya Yakovenko RUS 50.37

Group B qualifiers: Steffi Nerius GER 66.52; Sonia Bisset CUB 64.50; Laverne Eve BAH 61.12; Paula Tarvainen FIN 60.83; Zahra Bani ITA 60.09; Rumyana Karapetrova BUL 59.22

Non-qualifiers: Barbora Špotáková CZE 58.74; Olivia McKoy JAM 58.49; Barbara Madejczyk POL 57.14; Inga Kozarenoka LAT 56.71; Nikolett Szabó HUN 55.17; Savva Lika GRE 55.03; Xue Juan CHN 53.81; Serafina Akeli SAM 47.37; Mirela Manjani GRE NM

Osaka 2007

Final (Aug 31)

1,	Barbora Špotáková	CZE	67.07
2,	Christina Obergföll	GER	66.46
3,	Steffi Nerius	GER	64.42
4,	Nikola Brejchová	CZE	63.73
5,	Sávva Lika	GRE	63.13
6,	Sonia Bisset	CUB	61.74
7,	Mariya Abakumova	RUS	61.43
8,	Linda Stahl	GER	61.03
9,	Barbara Madejczyk	POL	58.37
10,	Olga Ivankova	UKR	57.87
11,	Felicia Moldovan	ROU	55.71
12,	Paula Tarvainen	FIN	53.50

In the absence of Helsinki winner Menéndez (injured) Obergföll was a strong favourite, having produced the top seven throws of 2007. The German was less than impressive in the qualifying, managing 60.77, while the qualifiers were led by the Czech duo of Brejchová and Špotáková. The latter was just warming up, as she opened in the final with a Czech record of 66.40. Obergföll reacted well, finishing off round one with 64.01, before improving to 65.26 in the next round. At this point no-one else had managed to reach 62m, which Brejchová rectified with her third round 63.73, inspired perhaps by Špotáková's further improvement to 67.07. Nerius, in her sixth final, produced her first 60m throw of the competition in round four – 64.42 – which would prove enough to secure her third world championship medal. Her teammate Obergföll saved her best till last, coming within a metre of Špotáková with 66.46. The Czech was a worthy winner, and averaged an excellent 64.37 with her six throws.

Series	1	2	3	4	5	6
Špotáková	66.40	60.30	67.07	64.28	63.56	64.61
Obergföll	64.01	65.26	60.90	61.87	61.12	66.46
Nerius	59.89	59.75	59.96	64.42	62.38	x
Brejchová	60.25	61.93	63.73	62.44	x	x
Lika	59.07	59.24	61.72	58.68	59.90	63.13
Bisset	57.77	56.38	61.74	x	x	53.18
Abakumova	61.43	59.91	x	x	x	60.74
Stahl	60.10	58.28	58.38	61.03	x	59.75

Qualifying round (61.00 or top 12 to final) (Aug 29)

Group A qualifiers: Brejchová 64.29; Madejczyk 60.86; Obergföll 60.77; Bisset 60.25

Non-qualifiers: Taina Kolkkala FIN 59.52; Zahra Bani ITA 59.02; Lada Chernova RUS 58.12; Mariya Yakovenko RUS 57.51; Goldie Sayers GBR 57.23; Monica Stoian ROU 56.84; Alessandra Resende BRA 56.42; Buoban Pamang THA 56.28; Indre Jakubaityte LTU 56.16; Dana Pounds USA 55.00; Dalila Rugama NCA 53.22; Serafina Akeli SAM 50.29; Emika Yoshida JPN 49.70

Group B qualifiers: Špotáková 63.77; Tarvainen 63.58; Stahl 62.80; Lika 62.38; Nerius 61.89; Ivankova 61.68; Abakumova 60.55; Moldovan 60.07

Non-qualifiers: Sílvia Cruz POR 58.53; Alexandra Tsiou CYP 57.17; Lavern Eve BAH 56.87; Urszula Jasinska POL 56.20; Mercedes Chilla ESP 53.64; Chang Chunfeng CHN 53.41; Rumyana Karapetrova BUL 48.50; Lindy Leveau-Agricole SEY NM

X

Berlin 2009

Final (Aug 18)

1,	Steffi Nerius	GER	67.30
2,	Barbora Špotáková	CZE	66.42
3,	Monica Stoian	ROU	64.51
4,	Christina Obergföll	GER	64.34
5,	Linda Stahl	GER	63.23
6,	Osleidys Menéndez	CUB	63.11
7,	Sávva Líka	GRE	60.29
8,	Vira Rebryk	UKR	58.25
9,	Maria Negoita ROU	57.65;	10, Martina Ratej SLO 57.57;
11,	Rachel Yurkovich USA	51.15;	(3.) Maria Abakumova RUS DQ (AdR10.8) (66.06)

Rightful finalist: Goldie Sayers GBR

Series	1	2	3	4	5	6
Nerius	67.30	62.79	65.81	x	62.27	x
Špotáková	64.94	64.26	66.42	61.29	62.25	59.74
Stoian	64.51	x	61.90	59.62	61.84	61.53
Obergföll	x	60.37	64.34	x	63.02	x
Stahl	61.64	63.23	63.18	59.00	61.33	60.90
Menéndez	63.11	x	x	x	61.56	58.27
Líka	56.55	57.33	58.80	57.29	x	60.29
Rebryk	58.25	56.78	57.50			
[Abakumova]	63.01	x	65.39	x	59.71	66.06]

No javelin thrower in World Championship history had ever produced a qualifying round throw beyond the winning distance in the final by another thrower, but that unenviable feat was managed in Berlin by Abakumova who qualified with 68.92, the best throw of 2009.

The final began with Stoian improving her best by 2½m with 64.51, and then Nerius – at her eighth World Championship – produced the second best throw of her career, 67.30. Olympic Champion Špotáková immediately reacted with 64.94 and improved in the third round to 66.42, but could get no closer, while Abakumova overtook Stoian for bronze in round three before reaching 66.06 in the sixth. Nerius had won bronze in the three previous championships and later said she would not reconsider her decision to retire that September. Why? “Just because everything that will come now can only be less good.”

After a lengthy process, it was finally confirmed in September 2018 that Abakumova had failed retests of doping samples she gave at the Beijing Olympics in 2008 and the 2011 World Championships. As well as a four-year ban, a separate four years' worth of her results were deleted. Stoian became the rightful bronze medallist.

Qualifying round (62.00 or top 12 to final) (Aug 16)

Group A qualifiers: Stahl 63.86; Ratej 63.42; Špotáková 63.27; Nerius 61.73; Stoian 60.29; Rebryk 59.70; Líka 59.64; Abakumova DQ (AdR10.8) (68.92)

Non-qualifiers: Goldie Sayers GBR 58.98; Yainelis Ribiaux CUB 57.38; Mercedes Chilla ESP 56.68; Maryna Novik BLR 56.44; Indré Jakubaitytė LTU 55.86; Kara Patterson USA 52.71; Elisabeth Pauer AUT 50.88; Serafina Akeli SAM 49.58

Group B qualifiers: Menéndez 61.94; Obergföll 60.74; Yurkovich 59.57; Negoita 59.46

Non-qualifiers: Mikaela Ingberg FIN 57.88; Kim Mickle AUS 57.46; Olga Ivankova UKR 56.91; Sunette Viljoen RSA 56.83; Urszula Piwnicka POL 56.49; Yanet Cruz CUB 56.19; Ásdís Hjálmsdóttir ISL 55.86; Yuki Ebihara JPN 54.81; Moonika Aava EST 53.86; Madara Palameika LAT 52.98; Valeriya Zabruskova RUS 52.87

X

Daegu 2011

Final (Sep 2)

1,	Barbora Špotáková	CZE	71.58
2,	Sunette Viljoen	RSA	68.38
3,	Christina Obergföll	GER	65.24
4,	Kathrina Molitor	GER	64.32
5,	Kimberley Mickle	AUS	61.96
6,	Martina Ratej	SLO	61.65
7,	Jarmila Klimešová	CZE	59.27
8,	Yuki Ebihara	JPN	59.08
9,	Goldie Sayers GBR	58.18;	10, Madara Palameika LAT 58.08; Linda Stahl GER
DNS;	(1.) Maria Abakumova RUS DQ (AdR10.1) (71.99)		

Rightful finalist: Ásdís Hjálmsdóttir ISL

Series	1	2	3	4	5	6
Špotáková	68.80	67.90	68.64	67.12	71.58	66.80
Viljoen	64.36	65.20	63.12	58.48	68.38	62.68
Obergföll	61.74	64.39	64.80	65.24	63.51	x

	1	2	3	4	5	6
Molitor	59.88	58.19	57.94	60.31	58.85	64.32
Mickle	59.33	57.07	60.87	x	61.96	61.33
Ratej	58.87	x	60.58	x	61.65	x
Klimesšová	59.27	x	57.37	x	x	55.87
Ebihara	59.08	58.39	57.96			
[Abakumova]	60.38	71.25		x	71.99	64.27]

Obergföll, who led the qualifiers with 68.76, and Špotáková were the athletes most highly regarded. The Czech opened with 68.80 to confirm the opinion of the experts, and then the fireworks started. Abakumova followed Špotáková's second round 67.90 with an arrow of a throw which landed at 71.25. Wonderfully consistent, the Czech star then threw 68.64 and 67.12. Behind the big two Viljoen's 65.20 in round two was overtaken by Obergföll's fourth of 65.24. In a wonderful sequence of throws in the fifth, Viljoen threw an African record 68.38, Špotáková went out to 71.58, and then Abakumova again improved her national record with 71.99. After the competition, the effervescent Russian happily showed the strapping covering an injury on her right heel which had threatened to prevent her from competing.

“It's a mystery to me why the javelin went so far and floated so high,” she explained. “The air seemed to catch it and it went on and on.”

For years, this was regarded as the greatest ever women's javelin contest. Then in 2016, the IOC announced that Abakumova was to be stripped of the Olympic silver medal she won in 2008, after a re-test of her doping sample from those Games found traces of the prohibited substance turinabol. Two years later, the AIU confirmed that judgement as well as reporting that she had failed a further re-test of her Daegu sample. All her 61 results between the Augusts of 2008 and 2012 were disqualified, and so Špotáková gained another world title.

Qualifying round (61.00 or top 12 to final) (Sep 1)

Group A qualifiers: Obergföll 68.76; Molitor 63.52; Sayers 62.19; Ebihara 59.88; Palameika 59.78; Klimešová 59.65; Abakumova DQ (AdR10.1) (62.49)

Non-qualifiers: Ásdís Hjálmsdóttir ISL 59.15; Rachel Yurkovich USA 58.84; Justine Robbeson RSA 58.08; Indré Jakubaitytė LTU 56.92; Yanet Cruz CUB 56.73; Elisabeth Eberl AUT 56.48; Kim Kyung-Ae KOR 54.96

Group B qualifiers: Viljoen 65.34; Špotáková 63.40; Ratej 61.58; Mickle 60.50; Stahl 60.21

Non-qualifiers: Zahra Bani ITA 58.92; Vira Rebryk UKR 58.50; Mercedes Chilla ESP 58.34; Sinta Ozoliņa-Kovalala LAT 58.15; Liu Chunhua CHN 57.52; Kara Patterson USA 57.14; Tatjana Jelača SRB 56.68; Risa Miyashita JPN 55.62; María Murillo COL 52.83

Moscow 2013

Final (Aug 18)

1,	Christina Obergföll	GER	69.05
2,	Kim Mickle	AUS	66.60
3,	Mariya Abakumova	RUS	65.09
4,	Linda Stahl	GER	64.78
5,	Kathryn Mitchell	AUS	63.77
6,	Sunette Viljoen	RSA	63.58
7,	Viktoriya Sudarushkina	RUS	62.21
8,	Li Lingwei	CHN	61.30
9,	Tatjana Jelača SRB	60.81;	10, Sofi Flink SWE 59.52;
11,	Vira Rebryk UKR	58.33;	12, Nadeeka Lakmali SRI 58.16

Series	1	2	4	4	5	6
Obergföll	64.63	69.05	64.02	62.93	x	x
Mickle	60.43	66.25	64.18	64.29	x	66.60
Abakumova	65.09	63.78	64.33	x	60.99	58.71
Stahl	64.78	62.58	x	x	x	61.81
Mitchell	63.77	x	60.34	62.19	x	62.23
Viljoen	63.58	x	56.51	58.66	59.00	60.25
Sudarushkina	60.44	62.21	55.82	x	58.64	x
Li	57.48	60.30	61.30	55.63	57.58	57.96

On six occasions between 2005 and 2012, Obergföll won medals at Olympic, World and European Championships, but never the gold. The 31 year-old German was co-favourite with reigning champion Abakumova. The Russian led after the first round of the final with 65.09. In the second round, Mickle improved her personal best from her qualifying mark of 65.73 to 66.25. Obergföll, throwing last then reached 69.05 to win the gold medal. None of the top eight improved

in the second half, except for Mickel who reached 66.60 with the last throw. "Finally a champion," Obergföll said afterwards "in the year where I didn't really expect it, it finally happened", and a month later she married her coach, the 1995 and 2003 bronze medallist, Boris Henry. The couple agreed that he would take her name if she won in Moscow, so they became Herr and Frau Obergföll.

Abakumova's husband Dmitriy Tarabin also became a world javelin bronze medallist, one day later in Moscow.

Qualifying round (61.50 or top 12 to final) (Aug 16)

Group A qualifiers: Abakumova 69.09; Stahl 64.51; Mitchell 62.80; Flink 61.96; Rebyrk 61.70; **Non-qualifiers:** Zhang Li CHN 60.16; Yuki Ebihara JPN 59.80; Krista Woodward CAN 58.86; Hanna Hatsko UKR 58.63; Flor Dennis Ruiz COL 57.47; Eliza Toader ROU 55.76; Jucilene de Lima BRA 55.18; Madara Palameika LAT 53.70

Group B qualifiers: Mickel 65.73; Viljoen 64.51; Jelača 62.68; Obergföll 62.36; Sudarushkina 62.20; Li 61.51; Lakmali 60.39

Non-qualifiers: Katharina Molitor GER 60.32; Lina Müze LAT 60.29; Marharyta Dorozhon UKR 58.23; Ásdís Hjálmsdóttir ISL 57.65; Brittany Borman USA 57.63; Liina Laasma EST 56.93; Martina Ratej SLO DQ (ADR10.8) (57.95)

Beijing 2015

Final (Aug 30)

1,	Katharina Molitor	GER	67.69
2,	Lu Huihui	CHN	66.13
3,	Sunette Viljoen	RSA	65.79
4,	Christina Obergföll	GER	64.61
5,	Li Lingwei	CHN	64.10
6,	Christin Hussong	GER	62.98
7,	Sinta Sprudzāne	LAT	62.20
8,	Kara Winger	USA	60.88

9, Barbora Špotáková CZE 60.08; 10, Linda Stahl GER 59.88; 11, Liz Gleadle CAN 59.82; 12, Brittany Borman USA 58.26

Series	1	2	3	4	5	6
Molitor	60.84	61.37	64.74	61.86	62.13	67.69
Lu	63.80	x	64.72	59.65	66.13	63.72
Viljoen	60.18	63.09	62.93	65.79	62.11	60.11
Obergföll	x	61.04	64.61	x	62.51	x
Li	64.10	62.56	61.94	x	62.87	x
Hussong	x	59.98	62.94	62.98	x	x
Sprudzāne	62.20	60.56	x	58.88	x	x
Winger	58.55	60.63	60.88	59.34	59.28	x

Historically, the javelin has been the throwing event with the most uncertainty, and this was the case in Beijing. Špotáková, the world record holder and double Olympic Champion (though never a world champion), threw 65.02 to qualify, but managed only 60.08 in the final to place ninth.

Lu led the competition until midway through the third round with 64.72, ahead of Obergföll's 64.61 and Li's opener of 64.10. Molitor then edged temporarily into the lead with 64.74. The powerfully-built Viljoen briefly took over in round four with 65.79, and Lu responded well in the penultimate round with an Asian record 66.13. Could Molitor break Chinese hearts with the last throw of the contest? Yes, she threw a lifetime best of 67.69 to take gold. In all, the lead changed seven times during the competition.

"I cannot really believe this," said the new champion. "After my fifth throw, I thought: 'Maybe I can still improve a little bit.' I dreamed about that and now I have this new PB and world lead! Perfect!"

Qualifying round (63.50 or top 12 to final) (Aug 28)

Group A qualifiers: Borman 64.22; Obergföll 64.10; Viljoen 63.93; Molitor 63.23; Lu 63.15

Non-qualifiers: Madara Palameika LAT 62.17; Zhang Li CHN 61.80; Hanna Hatsko-Fedusova UKR 61.41; Yuki Ebihara JPN 60.30; Kelsey-Lee Roberts AUS 60.18; Tatsiana Khaladovich BLR 60.07; Martina Ratej SLO 59.76; Vera Rebrik RUS 59.67; Jucilene de Lima BRA 59.49; Goldie Sayers GBR 58.28; Sanni Utraiainen FIN 55.56

Group B qualifiers: Hussong 65.92; Li 65.07; Špotáková 65.02; Gleadle 64.02; Stahl 63.52; Sprudzāne 62.81; Winger 62.21

Non-qualifiers: Margaryta Dorozhon ISR 61.04; Kathryn Mitchell AUS 61.04; Yulennis Aguilar CUB 60.52; Kim Mickel AUS 59.83; Flor Dennis Ruiz COL 57.25; Maria Andrejczyk POL 56.75; Ásdís Hjálmsdóttir ISL 56.72; Mariya Abakumova RUS 56.08; Kateryna Derun UKR 53.49

London 2017

Final (Aug 9)

1,	Barbora Špotáková	CZE	66.76
2,	Li Lingwei	CHN	66.25
3,	Lu Huihui	CHN	65.26
4,	Sara Kolak	CRO	64.95
5,	Eda Tuğsuz	TUR	64.52
6,	Tatsiana Khaladovich	BLR	64.05
7,	Katharina Molitor	GER	63.75
8,	Liu Shiyang	CHN	62.84

9, Martina Ratej SLO 61.05; 10, Kelsey-Lee Roberts AUS 60.76; 11, Ásdís Hjálmsdóttir ISL 60.16; 12, Liz Gleadle CAN 60.12

Series	1	2	3	4	5	6
Špotáková	58.48	66.76	x	65.64	62.57	63.75
Li	61.81	63.01	66.25	65.38	x	64.88
Lu	62.71	62.44	61.95	60.87	65.26	58.30
Kolak	x	64.95	x	57.38	63.50	x
Tuğsuz	61.81	64.52	x	63.68	64.47	62.77
Khaladovich	63.04	64.05	x	x	62.62	x
Molitor	59.81	63.75	58.99	59.67	59.80	58.87
Liu	x	x	62.28	62.84	61.31	61.39

The longest throw of the competition came in the qualifying round, when Lu's opening throw reached 67.59, a new Asian record. European Champion Khaladovich led after the first round in the final, with 63.04, and although she improved her lead in the second round to 64.05, she had already slid out of the medal positions by the end of that round. The best in that stanza was Špotáková, who produced the competition winner of 66.76. Olympic Champion Kolak (64.95), and 20 year-old Tuğsuz (64.52) also produced their competition bests in that round. Lu clicked again with 65.26 to take the bronze medal behind teammate Li who set a personal best of 66.25 in the third.

Špotáková became the most successful female javelin thrower in World Championship history, winning her second title – a decade after her first – and her fourth medal. That record has since been further improved with her upgrade to a third gold, in 2011, replacing the disgraced Mariya Abakumova.

Qualifying round (63.50 or top 12 to final) (Aug 28)

Group A qualifiers: Katharina Molitor GER 63.37; Liu Shiyang CHN 64.72; Kelsey-Lee Roberts AUS 63.70; Sara Kolak CRO 63.24; Liz Gleadle CAN 62.97; Tatsiana Khaladovich BLR 62.58

Non-qualifiers: Margaryta Dorozhon ISR 61.33; Kara Winger USA 61.27; Marina Saito JPN 60.86; Nikola Ogrodniková CZE 59.99; Madara Palameika LAT 59.54; Flor Dennis Ruiz COL 57.94; Yuki Ebihara JPN 57.51; Liveta Jasjūnaitė LTU 55.80; Sigrid Borge NOR 55.08; Hanna Hatsko-Fedusova UKR 51.90

Group B qualifiers: Lu Huihui CHN 67.59; Martina Ratej SLO 65.64; Barbora Špotáková CZE 64.32; Eda Tuğsuz TUR 63.87; Ásdís Hjálmsdóttir ISL 63.06; Li Lingwei CHN 62.29

Non-qualifiers: Anete Kociņa LAT 62.26; Christin Hussong GER 60.86; Laila Domingos BRA 60.54; Annu Rani IND 59.93; Marcelina Witek POL 59.00; Kathryn Mitchell AUS 57.42; Ariana Ince USA 54.52; Risa Miyashita JPN 53.83; Vera Rebrik ANA/RUS NM

Doha 2019

Final (Oct 1)

1,	Kelsey Barber	AUS	66.56
2,	Liu Shiyang	CHN	65.88
3,	Lu Huihui	CHN	65.49
4,	Christin Hussong	GER	65.21
5,	Kara Winger	USA	63.23
6,	Tatsiana Khaladovich	BLR	62.54
7,	Sara Kolak	CRO	62.28
8,	Annu Rani	IND	61.12

9, Barbora Špotáková CZE 59.87; 10, Martina Ratej SLO 58.98; 11, Nikola Ogrodniková CZE 57.24; 12, Irena Šedivá CZE 55.86

Series	1	2	3	4	5	6
Barber	62.95	61.40	58.34	60.90	63.65	66.56
Liu	64.81	62.61	64.82	61.82	65.88	65.75
Lu	64.93	65.06	65.00	62.31	65.49	62.61
Hussong	60.58	65.05	60.26	60.84	62.25	65.21
Winger	57.96	61.77	62.88	x	63.23	62.40
Khaladovich	x	60.84	62.54	62.23	60.51	61.98
Kolak	58.22	62.22	60.93	57.09	62.28	56.21
Rani	59.25	61.12	60.20	60.40	58.49	57.93

At Beijing 2015, Lu was overtaken for gold in the last round. This time her compatriot Liu suffered the same fate. Lu won the qualifying round with 67.27 from Hussong's 63.50. Halfway through the final the same two were on top again, though this time there was only a centimetre between the Chinese woman (65.06) and the European Champion (65.05). Liu was third and defending champion Špotáková was eliminated at halfway.

Little happened until the middle of the fifth round when Winger climbed to fourth with 63.23, only to be overtaken by Barber's 63.65 on the next throw. Liu then moved into the lead with 65.88, and Lu replied with 65.49. So it was a Chinese 1-2 as the final round started. Then Barber, having adjusted her run-up, moved from fourth to first with 66.56. The remaining three women all fell short of their best. "Mike [Barber's coach and husband] told me to take my run-up back a bit little going into that fifth round," explained the winner. "That really allowed me to settle into my run and get my feet down."

Qualifying round (63.50 or top 12 to final) (Sep 30)

Group A qualifiers: Liu 63.48; Ratej 62.87; Rani 62.43; Ogrodníková 61.17; Barber 61.08; Kolak 60.99

Non-qualifiers: Haruka Kitaguchi JPN 60.84; Ariana Ince USA 60.44; Liz Gleadle CAN 60.17; Madara Palameika LAT 59.95; Eda Tuğsuz TUR 58.28; Annika Fuchs GER 58.16; Anete Kociņa LAT 56.70; Laila Ferrer e Silva BRA 55.49; Yu Yuzhen CHN 53.38; Victoria Hudson AUT 52.51

Group B qualifiers: Lu 67.27; Hussong 65.29; Špotáková 62.15; Winger 62.13; Khaladovich 61.74; Šedivá 60.90

Non-qualifiers: Alexie Alais FRA 60.46; Sunette Viljoen RSA 60.10; Su Lingdan CHN 58.56; Maria Andrejczyk POL 57.68; Liveta Jasiūnaitė LTU 56.90; Réka Szilágyi HUN 56.26; Hanna Hatsko UKR 55.84; Lina Müze LAT 55.66; Yuka Sato JPN 55.03

JAVELIN THROW

Multiple Medalists:

4	Steffi Nerius	GER	03-3, 05-3, 07-3, 09-1
	Christina Obergföll	GER	05-2, 07-2, 11-3, 13-1
	Barbora Špotáková	CZE	07-1, 09-2, 11-1, 17-1
3	Trine Hattestad	NOR	93-1, 97-1, 99-3
	Miréla Tzeilili/Manjani	GRE	99-1, 01-2, 03-1
	Lu Huihui	CHN	15-2, 17-3, 19-3
2	Fatima Whitbread	GBR	83-2, 87-1
	Petra Felke/Meier	GDR/GER	87-2, 91-2
	Natalya Shikolenko	BLR	93-3, 95-1
	Tatyana Shikolenko	RUS	99-2, 03-2
	Osleidys Menéndez	CUB	01-1, 05-1
	Sunette Viljoen	RSA	11-2, 15-3

Most Finals:

7	Nerius		93-9, 95-11, 01-5, 03-3, 05-3, 07-3, 09-1
---	--------	--	---

Most Appearances:

9	Laverne Eve	BAH	87-nm/Q, 91-22Q, 95-15Q, 97-16Q, 99-18Q, 01-17Q, 03-8, 05-10, 07-20Q
---	-------------	-----	--

National Placings:

	1	2	3	4	5	6	7	8	Points
GER	3	5	7	5	3	3	2	1	152
CUB	2	-	1	1	1	5	5	2	58
CHN	1	3	2	-	1	-	1	2	49
CZE	3	1	-	2	-	-	1	-	43
FIN	1	-	1	3	-	4	-	1	42
AUS	1	2	-	-	4	1	-	-	41
GRE	2	1	1	-	1	-	1	2	37
RUS	-	2	1	-	1	-	2	3	31
NOR	2	-	1	-	1	-	-	-	26
GBR	1	1	-	2	-	-	-	-	25
BLR	1	-	1	1	-	2	-	-	25
ROU	-	1	1	-	2	-	1	1	24
RSA	-	1	1	-	-	1	-	-	16
CRO	-	-	-	1	-	-	1	-	7
URS	-	-	-	1	-	-	1	-	7
ITA	-	-	-	-	1	-	1	-	6
DEN	-	-	-	1	-	-	-	-	5
USA	-	-	-	-	1	-	-	1	5
TUR	-	-	-	-	1	-	-	-	4
SLO	-	-	-	-	-	1	-	-	3
LAT	-	-	-	-	-	-	1	-	2
BAH	-	-	-	-	-	-	-	1	1
IND	-	-	-	-	-	-	-	1	1
JPN	-	-	-	-	-	-	-	1	1
UKR	-	-	-	-	-	-	-	1	1
Totals	17	17	17	17	17	17	17	17	612

Heptathlon

Helsinki 1983

Final Standings (Aug 8/9)

			1971 / 1984
1,	Ramona Neubert	GDR	6714 / 6770
2,	Sabine Paetz	GDR	6662 / 6713
3,	Anke Vater	GDR	6532 / 6525
4,	Sabine Everts	FRG	6398 / 6388
5,	Valentina Dimitrova	BUL	6362 / 6344
6,	Yekaterina Smirnova	URS	6321 / 6277
7,	Glynis Nunn	AUS	6195 / 6131
8,	Tineke Hidding	NED	6155 / 6104

9, Annette Tännander SWE 5977/5932; 10, Marcela Koblasová TCH 5965/5888; 11, Marlene Harmon USA 5925/5833; 12, Kristine Tännander SWE 5922/5811; 13, Anne Kyllönen FIN 5866/5763; 14, Corinne Schneider SUI 5851/5770; 15, Florence Picaut FRA 5766/5659; 16, Terry Genge NZL 5739/5607; 17, Helena Otahalová TCH 5721/5583; 18, Melitta Aigner AUT 5629/5471; 19, Dalila Tayebi ALG 4976/4759; 20, Patricia Meigham GUA 3955/3659; Jane Frederick USA DNF (5431/5375); Judy Livermore GBR DNF (4733/4798); Conceição Geremias BRA DNF (4367/4330); Jackie Joyner USA DNF (3719/3793); Zeina Mina LBN DNF (1255/1351); Natalya Shubenkova URS DNF (851/961)

World record holder Ramona Neubert had never been beaten in a heptathlon. She not only maintained that record but led her country to a sweep of the medals.

Paetz, who had pushed Neubert in the previous year's European Championships, took an initial lead with a 13.11 100m hurdles. She was overtaken by Britain's Livermore, who high jumped 1.92 but was to fall back thereafter and drop out after three fouls in the javelin throw. Neubert was as low as seventh after the high jump, but her 23.27 200m not only gave her an overnight lead of 43 points, but also put her 29 points ahead of world record schedule.

The second day saw Neubert lose contact with her world record pace but stay comfortably ahead of Paetz. The third GDR athlete, Vater, consolidated her hold on the bronze medal with a win in the final event.

Individual marks:

	100h	HJ	SP	200	LJ	JT	800
Neubert	13.29	1.80	15.38	23.27	6.67	45.12	2:11.34
Paetz	13.11	1.83	14.23	23.60	6.68	44.52	2:11.59
Vater	13.58	1.86	14.05	23.49	6.32	37.84	2:05.64
Everts	13.50	1.86	12.32	23.82	6.46	36.36	2:06.80
Dimitrova	14.21	1.80	15.67	25.08	6.11	44.60	2:08.10
Smirnova	13.36	1.83	13.77	24.48	5.66	45.76	2:10.98
Nunn	13.17	1.74	12.98	24.02	6.31	32.64	2:10.96
Hidding	13.77	1.77	12.22	24.19	6.30	38.62	2:12.46
A Tännander	14.00	1.83	11.86	26.10	6.09	45.24	2:17.86
Koblasová	14.17	1.74	14.99	25.15	6.04	40.58	2:24.96
Harmon	14.17	1.74	11.91	24.92	6.17	36.06	2:12.16
K Tännander	14.25	1.80	12.70	25.13	5.58	39.36	2:12.38
Kyllönen	14.33	1.80	12.87	25.77	5.88	36.16	2:13.77
Schneider	14.62	1.83	12.06	25.81	5.73	46.22	2:19.68
Picaut	13.85	1.80	12.08	25.64	5.90	32.98	2:19.22
Genge	13.99	1.59	11.96	25.21	5.92	39.26	2:14.53
Otahalová	14.10	1.74	12.92	24.95	5.58	38.68	2:26.42
Aigner	15.39	1.65	14.13	26.18	5.52	42.88	2:16.47
Tayebi	15.55	1.65	9.95	25.72	5.71	26.46	2:31.55
Meigham	17.96	1.41	8.23	26.08	4.10	19.86	2:20.10
Frederick	13.72	1.83	14.75	25.16	6.00	45.62	DNS
Livermore	13.23	1.92	13.85	24.93	6.16	NM	DNS
Geremias	14.03	1.74	13.35	24.88	5.85	NM	DNS
Joyner	13.69	1.86	12.73	23.73	DNS		
Mina	16.15	1.53	DNS				
Shubenkova	14.12	DNS					

Rome 1987

Final Standings (Aug 31/Sep 1)

1,	Jackie Joyner-Kersey	USA	7128
2,	Larisa Nikitina	URS	6564
3,	Jane Frederick	USA	6502
4,	Anke Behmer	GDR	6460
5,	Liliana Năstase	ROU	6325
6,	Marion Reichelt	GDR	6296
7,	Marianna Maslennikova	URS	6228
8,	Zhu Yuqing	CHN	6211

9, Kim Hagger GBR 6167; 10, Jane Flemming AUS 6149; 11, Nadine Debois FRA 6139; 12, Cindy Greiner USA 6042; 13, Tineke Hidding NED 6040; 14, Svetlana

Buraga URS 5982; 15, Joanne Mulliner GBR 5842; 16, Ragne Kytölä FIN 5791; 17, Cornelia Heinrich FRG 5664; 18, Sabine Braun FRG 5621; 19, Connie Polman-Tuin CAN 5608; Eva Karlblom SWE DNF (4951); Ingrid Meilicke PAR DNF (3854); Zuzana Lajbnerová TCH DNF (3504); Manuela Marxer lie DNF (2255); Chantal Beaugeant FRA DNF (892); Alessandra Becatti ITA DNF (DNF)

None of the Rome world champions was more dominant than Joyner-Kersey in the Heptathlon. The world record holder started in style with a fast win in the 100m hurdles. After personal bests in the high jump and shot put, she was 121 points ahead of world record schedule. An excellent 200m of 22.95 – just a tenth slower than her best – left her with a world best first day score of 4256. Second at this point was Nikitina on 3918.

JK maintained a brilliant standard with a 7.14 long jump, breaking the championship record for that event. The heat took its toll in the final two events. The American was below her best in the javelin and clocked only 2:16.29 in the final event to miss a world record by 2.2 seconds. She nonetheless won from Nikitina by 564 points. The Russian had secured the silver with a personal best in the javelin.

There was more good news for the USA as the bronze went to 35 year-old Jane Frederick, a veteran of the 1972 Olympic Games.

Individual marks:

	100h	HJ	SP	200	LJ	JT	800
Joyner-Kersey	12.91	1.90	16.00	22.95	7.14	45.68	2:16.29
Nikitina	13.77	1.87	15.66	24.48	6.33	55.24	2:27.01
Frederick	13.65	1.78	16.30	24.69	6.33	46.62	2:13.77
Behmer	13.59	1.81	13.77	23.54	6.67	35.82	2:09.03
Năstase	13.09	1.75	13.11	24.09	6.59	41.84	2:17.91
Reichelt	13.65	1.81	13.39	24.17	6.46	38.64	2:12.76
Maslennikova	13.46	1.84	13.22	24.41	6.12	35.42	2:08.12
Zhu	13.37	1.78	15.12	23.99	6.10	43.40	2:27.45
Hagger	13.24	1.81	12.63	24.68	6.56	35.64	2:17.59
Flemming	13.50	1.81	13.21	23.75	6.20	38.24	2:20.58
Debois	13.64	1.72	13.22	24.23	6.25	34.70	2:05.17
Greiner	13.76	1.72	13.46	24.45	6.29	36.84	2:13.99
Hidding	13.77	1.72	13.11	24.18	6.18	40.14	2:16.10
Buraga	13.15	1.75	13.36	24.17	5.89	33.76	2:15.58
Mulliner	13.84	1.75	12.86	24.80	5.80	36.72	2:13.83
Kytölä	14.27	1.78	11.78	25.16	5.92	38.96	2:14.03
Heinrich	14.48	1.75	14.04	25.67	5.94	41.06	2:29.90
Braun	14.14	1.75	12.42	25.49	5.77	37.74	2:20.94
Polman-Tuin	14.35	1.66	12.85	25.27	6.10	35.80	2:19.77
Karlblom	14.40	1.66	13.61	25.10	6.25	39.06	DNS
Meilicke	15.19	1.51	10.35	27.28	5.14	34.70	DNS
Lajbnerová	14.15	1.75	14.06	25.59	DNS		
Marxer	14.76	1.66	10.69	DNS			
Beaugeant	14.62	DNS					
Becatti	DNF						

Tokyo 1991

Final Standings (Aug 26/27)

1,	Sabine Braun	GER	6672
2,	Liliana Năstase	ROU	6493
3,	Irina Belova	URS	6448
4,	Satu Ruotsalainen	FIN	6404
5,	Yasmina Azzizi	ALG	6392
6,	Urszula Włodarczyk	POL	6391
7,	Peggy Beer	GER	6380
8,	Tatyana Zhuravlyova	URS	6370
9,	Maria Kamrowska	POL	6237
10,	Cindy Greiner	USA	6216
11,	Rita Ináncsi	HUN	6198
12,	Zhu Yuqing	CHN	6124
13,	Tina Rättyä	FIN	6086
14,	Ragne Kytölä	FIN	6062
15,	Ifeoma Ozoeye	ITA	6056
16,	Clova Court	GBR	6022
17,	Odile Lesage	FRA	6002
18,	Joanne Henry	NZL	5999
19,	Sharon Jaklofsky	AUS	5992
20,	Kym Carter	USA	5909
21,	Ingrid Didden	BEL	5855
22,	Petra Vaideanu	ROU	5744
23,	Ana Maria Comaschi	ARG	5617
24,	Ghada Shouaa	SYR	5066
	Heike Tischler	GER	DNF (3627)
	Fu Xiuhong	CHN	DNF (3602)
	Yu Long Nyu	SGP	DNF (3347)
	Jackie Joyner-Kersey	USA	DNF (3130)

Joyner-Kersey showed no reaction to her ankle twist in the previous night's long jump final when she won her 100m hurdles heat. She performed well in the high jump and shot, and was just 11 points below her world record schedule at the start of the 200m before disaster struck. At the crown of the bend the American dramatically pulled up with a hamstring injury. Her husband and coach Bobby later concluded that this had been triggered by the sore ankle.

The overnight leader was Zhu, but she was soon overtaken when Braun long jumped a windy 6.67 on the second day. The German went further ahead of her immediate rivals with a fair javelin throw and had a comfortable 245-point margin before the final event. The 800m was won in spectacular fashion by Belova (née Nikitina), who improved four places and snatched the bronze medal.

Individual marks:

	100h	HJ	SP	200	LJ	JT	800
Braun	13.32	1.91	13.62	24.49	6.67w	48.66	2:16.09
Năstase	13.02	1.76	13.52	23.98	6.54	43.58	2:11.48
Belova	13.70	1.85	13.23	24.13	6.33w	40.96	2:05.23
Ruotsalainen	13.54	1.88	12.46	24.20	6.18	47.04	2:13.24
Azzizi	13.34	1.79	15.40	24.32	6.15	44.62	2:17.17
Włodarczyk	13.36	1.76	14.36	24.05	6.19	44.28	2:11.72
Beer	13.41	1.79	12.97	24.25	6.34	43.66	2:09.32
Zhuravlyova	13.77	1.82	14.12	24.18	6.30	41.56	2:10.91
Kamrowska	13.28	1.67	14.78	24.04	5.93	42.08	2:09.06
Greiner	13.55	1.79	14.70	24.52	6.46	35.62	2:17.47
Ináncsi	13.90	1.79	14.48	25.06	6.27	44.74	2:18.81
Zhu	13.18	1.82	14.19	23.86	5.88	41.50	2:28.34
Rättyä	13.98	1.76	12.88	24.96	6.04	45.30	2:11.90
Kytölä	14.09	1.79	12.05	25.23	6.43w	42.40	2:14.36
Ozoeye	13.89	1.76	12.97	24.71	6.27w	44.92	2:21.85
Court	13.35	1.55	13.94	23.85	5.71	55.30	2:24.61
Lesage	13.76	1.85	13.17	25.64	5.79	39.70	2:12.24
Henry	14.18	1.76	12.15	25.00	6.24	40.60	2:10.53
Jaklofsky	13.76	1.79	13.30	25.41	6.16	42.44	2:21.51
Carter	14.02	1.79	14.31	24.70	5.78	30.26	2:09.52
Didden	14.09	1.64	12.81	25.50	5.90	50.58	2:17.32
Vaideanu	14.42	1.70	14.60	26.49	5.76w	47.58	2:20.33
Comaschi	14.06	1.58	12.57	24.75	5.78	39.76	2:15.89
Shouaa	15.45	1.64	10.44	26.11	5.50w	39.76	2:22.44
Tischler	13.96	1.76	14.00	24.63	DNS		
Fu	13.78	1.82	13.10	25.35	DNS		
Yu	15.71	1.61	NM	26.18	5.28	27.66	DNS
Joyner-Kersey	12.96	1.91	15.30	DNF	DNF		

Stuttgart 1993

Final Standings (Aug 16/17)

1,	Jackie Joyner-Kersey	USA	6837
2,	Sabine Braun	GER	6797
3,	Svetlana Buraga	BLR	6635
4,	Svetla Dimitrova	BUL	6508
5,	Urszula Włodarczyk	POL	6394
6,	Kym Carter	USA	6357
7,	Jane Flemming	AUS	6343
8,	Birgit Clarius	GER	6341
9,	Taisiya Dobrovitskaya	BLR	6290
10,	Tatyana Zhuravlyova	RUS	6215
11,	Rita Ináncsi	HUN	6188
12,	Petra Vaideanu	ROU	6105
13,	Tina Rättyä	FIN	6067
14,	Nathalie Tepe	FRA	6037
15,	Helle Aro	FIN	5902
16,	Marcela Podracka	SVK	5902
17,	DeDe Nathan	USA	5785
18,	Yurka Khristova	BUL	5726
19,	Beatrice Mau	GER	5369
20,	Ma Chun-Ping	TPE	5246
21,	Marina Damceska	MKD	5239
22,	Giuliana Spada	ITA	5214
23,	Barbara Erni	SUI	5067
24,	Elizabeth Arteaga	BOL	4186
	Larisa Nikitina	RUS	DNF (5624)
	Tatyana Blokhina	RUS	DNF (4710)
	Eunice Barber	SLE	DNF (4404)
	Catherine Bond-Mills	CAN	DNF (3516)
	Veronique Boyer	PYF	DNF (2948)
	Manuela Marxer	LIE	DNF (2653)
	Anzhela Atroshchenko	BLR	DNF (2602)
	Ghada Shouaa	SYR	DNF (2461)
	Maria Kamrowska	POL	DNF (1074)
	Clova Court	GBR	DNF (1030)

Though not nearly as dominant as in her previous Olympic or World triumphs, Joyner-Kersey claimed her fourth individual world championship gold, the most ever by a woman.

The American had a good start in the hurdles but lost ground by high jumping only 1.81. Her rival, defending champion Braun, won the event at 1.90 and went into the lead. The German went further ahead after the shot. Joyner-Kersey then ran a strong 200m to take a narrow lead from Buraga and Braun after the first day.

Despite asthma attacks, the world record holder kept her momentum next morning with a 7.04 long jump. Braun managed 6.54 then was controversially given a red flag for a jump of a similar distance. A video replay of the jump appeared to show the German's foot plant safely behind the plasticine.

A fine javelin throw by the German left her with a seven-point advantage at the start of the 800m. This represented about half a second. In an exciting race, Braun managed to stay near to Joyner-Kersey until the last 300m, when the American sprinted clear.

"It was her greatest victory ever," commented Joyner-Kersey's husband and coach Bobby. "To come out of that tunnel, seven points behind, and win was one of the greatest moments of her career."

Individual marks:

	100h	HJ	SP	200	LJ	JT	800
Joyner-Kersey	12.89	1.81	14.38	23.19	7.04	43.76	2:14.49
Braun	13.25	1.90	14.62	24.12	6.54	53.44	2:17.82
Buraga	12.95	1.84	14.55	23.69	6.58	41.04	2:13.65
Dimitrova	12.85	1.60	15.46	23.10	6.32	47.02	2:13.60
Włodarczyk	13.41	1.81	14.00	24.14	6.52	42.64	2:18.28
Carter	13.62	1.84	15.41	24.23	6.08	36.84	2:09.82
Flemming	13.08	1.75	14.03	23.49	6.21	42.12	2:16.93
Clarius	13.74	1.81	15.46	25.14	5.64	50.14	2:10.00
Dobrovitskaya	13.47	1.81	12.96	23.85	6.08	43.52	2:13.42
Zhuravlyova	14.21	1.81	13.80	24.64	6.43	38.74	2:11.27
Ináncsi	13.88	1.78	14.32	24.86	6.26	46.30	2:21.26
Vaideanu	14.09	1.81	14.40	25.76	5.92	44.84	2:12.77
Rattya	13.84	1.72	12.84	24.61	6.06	43.96	2:11.96
Teppe	13.83	1.75	13.50	25.87	5.81	53.92	2:20.24
Aro	13.89	1.66	12.77	25.78	6.02	48.80	2:15.89
Podracká	14.48	1.78	12.57	25.52	5.92	48.50	2:18.65
Nathan	13.93	1.66	13.75	24.78	6.10	42.72	2:28.88
Khristova	14.19	1.75	12.19	25.49	5.94	38.84	2:16.93
Mau	13.73	1.78	12.95	24.80	NM	48.86	2:12.91
Ma	14.53	1.72	11.82	25.75	5.69	38.10	2:37.06
Damceska	14.65	1.57	10.85	25.88	5.69	38.34	2:16.94
Spada	14.01	1.69	12.77	25.41	3.70	43.26	2:17.25
Erni	14.27	NH	12.73	24.81	6.00	44.26	2:13.53
Arteaga	17.24	1.42	09.52	25.95	4.55	32.56	2:20.53
Nikitina	13.73	1.84	15.38	24.52	6.36	46.82	DNS
Blokhina	13.63	1.84	14.24	24.03	6.04	NM	DNS
Barber	14.58	1.51	10.92	25.96	5.67	43.44	DNS
Bond-Mills	13.98	1.78	12.22	24.79	NM	DNS	DNS
Boyer	14.65	1.60	11.57	27.25	DNS		
Marxer	13.73	NH	12.71	24.56	DNS		
Atroshchenko	14.21	1.78	12.59	DNS			
Shouaa	14.69	1.69	13.13	DNS			
Kamrowska	13.34	DNS					
Court	13.64	NH	DNS				

Gothenburg 1995**Final Standings (Aug 9/10)**

1,	Ghada Shouaa	SYR	6651
2,	Svetlana Moskalets	RUS	6575
3,	Rita Ináncsi	HUN	6522
4,	Eunice Barber	SLE	6340
5,	Kym Carter	USA	6329
6,	Regla Cárdenas	CUB	6306
7,	Denise Lewis	GBR	6299
8,	DeDee Nathan	USA	6258
9,	Urszula Włodarczyk	POL	6248
10,	Kelly Blair	USA	6229
11,	Nathalie Teppe	FRA	6213
12,	Sharon Jaklofsky	NED	6148
13,	Tiia Hautala	FIN	6135
14,	Jane Jamieson	AUS	6133
15,	Irina Tyukhay	RUS	6112
16,	Tina Rättä	FIN	6095
17,	Remigija Nazarovienė	LTU	6026
18,	Yelena Lebedyenko	RUS	5920
19,	Anzhela Atroshchenko	BLR	5915
20,	Karin Periginelli	ITA	5613
	Peggy Beer	GER	DNF (3865)
	Catherine Bond-Mills	CAN	DNF (3598)
	Manuela Marxer	LIE	DNF (3592)
	Svetlana Kazanina	KAZ	DNF (3614)
	Heike Drechsler	GER	DNF (2711)
	Dagmar Urbanková	CZE	DNF (2341)
	Sabine Braun	GER	DNF (2041)
	Magalys García	CUB	DNF (1877)
	Ma Chun-Ping	TPE	DNF (1678)
	Joanne Henry	NZL	DNF (1637)

The build-up to this event centred around a fascinating clash between defending champion Jackie Joyner-Kersey and Heike Drechsler, who had the world's highest heptathlon score in 1994. Neither finished the event. JJK withdrew after her moderate showing in the long jump final and Drechsler pulled out after the shot put because of a worsening spike wound she sustained in the high jump.

That event also saw the end of the bid of the 1991 champion Braun, who injured her hand when it hit an upright while she was jumping.

The high jump, by contrast, was a good event for Shouaa, who set a national record of 1.86 and improved from 24th to 5th place as a result. The Syrian, who led the 1995 world rankings after winning at the important Götzis meeting, improved further to second place overnight, 91 points behind Moskalets.

The Russian fought back with a brilliant showing in the the following day's long jump. After a foul and 6.04, she spanned 6.70 to increase her lead. The javelin, however, changed everything because the Syrian threw almost 14m further than Moskalets and so gained a lead of 48

points. Moskalets tried to cancel this advantage in their 800m heat, but Shouaa covered her break and strode past to win the race.

This was Syria's first world medal. The country's previous best showing in these championships was 24th by Shouaa herself in the 1991 heptathlon; she failed to finish in 1993.

Individual marks:

	100h	HJ	SP	200	LJ	JT	800
Shouaa	14.11	1.86	15.16	24.21	6.30	54.92	2:14.33
Moskalets	13.48	1.89	13.60	23.51	6.70	41.08	2:16.32
Ináncsi	13.61	1.83	14.73	24.38	6.53	46.66	2:16.56
Barber	13.60	1.80	11.43	24.66	6.50	52.44	2:16.54
Carter	13.88	1.80	15.45	24.03	6.13	38.54	2:10.48
Cárdenas	13.83	1.80	13.97	23.77	6.46	41.72	2:19.09
Lewis	13.52	1.74	13.24	24.97	6.57	49.70	2:19.35
Nathan	13.89	1.80	13.83	24.30	6.27	46.22	2:19.54
Włodarczyk	13.74	1.86	13.79	24.02	6.37	37.76	2:19.46
Blair	13.74	1.74	11.91	24.22	6.41	50.26	2:17.84
Teppe	14.03	1.77	13.89	25.76	6.04	56.04	2:17.79
Jaklofsky	13.56	1.77	12.94	24.88	6.53	41.30	2:19.06
Hautala	13.98	1.80	12.78	24.75	6.02	47.20	2:15.14
Jamieson	14.43	1.86	12.75	24.86	6.18	45.04	2:15.84
Tyukhay	13.58	1.80	14.36	24.53	6.42	40.42	2:30.13
Rättä	14.05	1.71	13.51	24.98	6.10	47.52	2:13.41
Nazarovienė	13.98	1.74	13.42	24.81	6.04	45.38	2:18.08
Lebedyenko	13.93	1.68	13.24	24.72	6.42	40.00	2:21.90
Atroshchenko	14.01	1.77	12.99	24.20	6.12	39.20	2:24.06
Periginelli	14.49	1.71	11.46	24.93	5.56	41.16	2:13.74
Beer	13.88	1.74	13.24	24.88	4.08	DNS	
Bond-Mills	13.92	1.80	13.16	24.94	NM	DNS	
Marxer	13.83	1.74	13.23	24.40	NM	DNS	
Kazanina	15.97	1.71	12.56	25.06	NM	DNS	
Drechsler	13.86	1.80	13.12	DNS			
Urbanková	14.36	1.65	11.35	DNS			
Braun	13.41	1.80	DNS				
García	13.52	1.68	NM	DNS			
Ma	14.95	1.68	DNS				
Henry	14.73	1.62	DNS				

Athens 1997**Final Standings (Aug 3/4)**

1,	Sabine Braun	GER	6739
2,	Denise Lewis	GBR	6654
3,	Remigija Nazarovienė	LTU	6566
4,	Urszula Włodarczyk	POL	6542
5,	Natalya Sazanovich	BLR	6428
6,	Mona Steigauf	GER	6406
7,	DeDee Nathan	USA	6298
8,	Irina Vostrikova	RUS	6277
9,	Peggy Beer	GER	6259
10,	Kelly Blair	USA	6253
11,	Nathalie Teppe	FRA	6242
12,	Marie Collonvillé	FRA	6179
13,	Tatyana Gordeyeva	RUS	6084
14,	Tiia Hautala	FIN	6026
15,	Joanne Henry	NZL	6011
16,	Inna Clapes	ESP	5631
	Svetlana Moskalets	RUS	DNF (5354)
	Ma Chun-Ping	TPE	DNF (4128)
	Eunice Barber	SLE	DNF (3575)
	Svetlana Kazanina	KAZ	DNF (3373)
	Kym Carter	USA	DNF (2743)
	Athina Papasotiriou	GRE	DNF (1711)

With the incomparable JJK confining herself to the long jump and Shouaa unable to defend because of a severe back injury, the 1991 champion Braun – contesting her 50th heptathlon – seized the opportunity of one last major title at the age of 32. The woman destined to succeed her as European champion, Lewis, was held at bay throughout. Braun opened with a snappy 13.16 to win the hurdles and followed up with a season's best high jump, a personal best shot put and a moderate 200m to lead overnight with 4009 to 3938 by Sazanovich, 3919 by Nazarovienė and 3888 by Lewis.

Lewis moved into second place after the long jump and made further inroads in the javelin, the six-event scores being 5879 for Braun and 5797 for Lewis. The Briton would have had to finish some six seconds clear of Braun in the 800m to snatch the title, which was not a realistic target. In fact Braun overtook her in the last few strides to win by 85 points with 6739. Nazarovienė maintained third place throughout the second day.

Individual marks:

	100h	HJ	SP	200	LJ	JT	800
Braun	13.16	1.90	15.08	24.46	6.42	51.48	2:17.32
Lewis	13.43	1.84	14.55	24.13	6.47	52.70	2:17.54
Nazarovienė	13.32	1.81	15.41	24.19	6.34	43.46	2:10.51

	100h	HJ	SP	200	LJ	JT	800
Włodarczyk	13.55	1.81	14.16	24.48	6.63	44.18	2:09.59
Sazanovich	13.45	1.84	15.03	23.92	6.24	43.70	2:19.67
Steigauf	13.29	1.78	13.55	24.22	6.42	43.92	2:12.82
Nathan	13.55	1.81	14.03	24.58	6.26	44.54	2:17.54
Vostrikova	13.78	1.84	15.39	25.81	6.11	47.74	2:18.95
Beer	13.32	1.78	12.69	24.28	6.21	41.06	2:10.00
Blair	13.71	1.75	12.91	24.34	6.09	49.94	2:13.66
Teppe	13.87	1.81	13.23	25.87	6.14	52.82	2:14.91
Collonvillé	13.70	1.84	12.04	25.04	6.10	44.40	2:11.00
Gordeyeva	14.53	1.90	12.48	25.14	5.82	45.66	2:12.01
Hautala	13.70	1.78	12.88	25.17	6.03	41.50	2:13.98
Henry	14.11	1.72	13.89	25.24	6.17	42.48	2:14.46
Clopes	14.30	1.75	13.46	25.84	5.71	40.30	2:23.62
Moskalets	13.64	1.81	13.50	24.21	6.50	36.80	DNS
Ma	14.35	1.78	12.37	25.82	5.66	DNS	DNS
Barber	13.53	1.81	11.60	24.82	DNS	DNS	DNS
Kazanina	14.63	1.81	12.18	25.76	DNS	DNS	DNS
Carter	13.79	1.75	14.37	DNF	DNS	DNS	DNS
Papasotiriou	14.53	1.66	DNS	DNS	DNS	DNS	DNS

Seville 1999

Final Standings (Aug 21/22)

1, Eunice Barber	FRA	6861
2, Denise Lewis	GBR	6724
3, Ghada Shouaa	SYR	6500
4, Sabine Braun	GER	6497
5, Tiia Hautala	FIN	6369
6, Karin Ertl	GER	6317
7, Urszula Włodarczyk	POL	6287
8, Remigija Nazarovienė	LTU	6262
9, Marie Collonvillé	FRA	6188
10, Natalya Roshchupkina	RUS	6175
11, Shelia Burrell	USA	6162
12, Magalys García	CUB	6159
13, Irina Vostrikova	RUS	6153
14, Gertrud Bacher	ITA	6055
15, Svetlana Kazanina	KAZ	5993
16, Kateřina Nekolná	CZE	5787
17, Nicole Haynes	USA	5787
18, Catherine Bond-Mills	CAN	5730
Tiffany Lott-Hogan	USA	DNF (4003)
Irina Belova	RUS	DNF (3769)
Rita Ináncsi	HUN	DNF (3546)
Jane Jamieson	AUS	DNF (2557)

It was a shock to some that immediately after setting a French long jump record of 7.01 the former Sierra Leone athlete Barber (who had achieved six personal bests to place fourth in the 1995 World Championships heptathlon) opted to concentrate on the all-round test in Seville, but clearly she knew what she was doing. Except for the shot, she had no weaknesses and her first two events produced sensational personal bests: 12.89 hurdles into a slight wind and a 6cm improvement in the high jump to 1.93. She opened up a 185-point lead over Lewis who had a disastrous hurdles but recovered well with her highest ever jump of 1.87. However, the shot brought a dramatic turn-about for while Barber managed only 12.37 Lewis set a lifetime best of 16.12 to give her a 65-point margin. Barber, much faster over 200m, ended the day just one point clear, 3994-3993, with defending champion Braun on 3845 and Shouaa – contesting her first heptathlon since winning the 1996 Olympic title – on 3808.

Barber naturally piled up the points in the long jump (6.86) while Lewis was in big trouble until a final effort of 6.64. At first the jump was ruled a foul, but an appeal was eventually successful and Lewis was only 73 points behind. A good javelin throw would have regained the lead for Lewis but she managed only 47.44 to Barber's 49.88 and the lead increased to 120 points. Following the 800m Barber ended up 137 clear with a French record of 6861 and 7th place on the world all-time list. Lewis missed her Commonwealth record of 6736 by just 12 points. Far behind, Shouaa snatched the bronze from Braun by a 3-point margin.

Individual marks:

	100h	HJ	SP	200	LJ	JT	800
Barber	12.89	1.93	12.37	23.57	6.86	49.88	2:15.65
Lewis	13.61	1.87	16.12	24.26	6.64	47.44	2:16.87
Shouaa	14.21	1.81	15.76	24.26	6.04	54.82	2:16.20
Braun	13.39	1.81	14.67	24.33	6.17	51.59	2:17.43
Hautala	13.52	1.84	13.77	24.87	6.25	47.61	2:16.31
Ertl	13.83	1.84	13.28	24.12	6.25	45.07	2:16.08
Włodarczyk	13.71	1.81	14.55	24.20	6.08	43.27	2:15.95
Nazarovienė	13.88	1.75	14.58	24.51	6.19	43.40	2:11.35
Collonvillé	13.70	1.87	12.19	24.79	5.97	43.23	2:10.90
Roshchupkina	14.01	1.81	13.83	23.89	5.96	40.75	2:13.52

	100h	HJ	SP	200	LJ	JT	800
Burrell	13.28	1.66	13.00	23.52	5.86	45.35	2:11.52
García	13.79	1.72	14.09	23.98	5.73	49.82	2:17.04
Vostrikova	13.76	1.75	15.42	25.71	6.09	48.12	2:20.94
Bacher	14.02	1.72	12.95	24.70	5.87	44.71	2:08.09
Kazanina	14.25	1.75	12.77	24.80	5.85	45.01	2:11.07
Nekolná	14.15	1.63	13.04	25.00	5.73	46.59	2:15.90
Haynes	14.48	1.75	14.80	25.25	5.67	37.72	2:16.44
Bond-Mills	13.99	1.69	13.56	25.19	5.61	37.28	2:12.57
Lott-Hogan	DQ/fell	1.69	12.74	25.08	5.72	47.23	DNS
Belova	13.45	1.78	13.30	23.69	NM	DNS	DNS
Ináncsi	14.28	1.78	14.16	25.42	NM	DNS	DNS
Jamieson	14.34	1.72	13.30	DNS	DNS	DNS	DNS

Edmonton 2001

Final Standings (Aug 4/5)

1, Yelena Prokhorova	RUS	6694
2, Natalya Sazanovich	BLR	6539
3, Shelia Burrell	USA	6472
4, Natalya Roshchupkina	RUS	6294
5, Karin Ertl	GER	6283
6, Austra Skujytė	LTU	6112
7, DeDee Nathan	USA	6073
8, Irina Belova	RUS	6061
9, Gertrud Bacher	ITA	6010
10, Tiia Hautala	FIN	6002
11, Marie Collonvillé	FRA	5887
12, Nicole Haynes	CAN	5786
13, Margaret Simpson	GHA	5748
14, Tiia Hellebaut	BEL	5680
15, Pramila Ganapathy	IND	5492
Eunice Barber	FRA	&
Svetlana Kazanina	KAZ	DNF
Denise Lewis	GBR	DNS

Heptathlon fans endured some disappointment in Edmonton, first with the scratching of Olympic Champion Denise Lewis then with the failure to finish of reigning World Champion Barber. Lewis withdrew on the eve of the event with a stomach disorder. Barber had a dream start to the contest with a 12.78 hurdles, one of the quickest heptathlon times ever. She followed up with a good 1.88 high jump and then, disaster. The Frenchwoman, now coached by Bobby Kersee, fouled three times in the shot put. Her final attempt went close to the 14m line, but she overbalanced and touched the ground in front of the ring with her hand.

The event then developed into a duel between Sazanovich and Prokhorova, who had improved her high jump best by 5cm. Sazanovich's 15.90 shot made her the post-Barber leader. The wind gauge malfunction on August 4 meant that none of heptathlon scores could count as records because there was no wind reading on the 200m races. However, Burrell's 22.92 moved her up from 10th to fourth on the first day behind Sazanovich, Prokhorova and Roshchupkina.

Prokhorova closed on the leader with a 6.61 long jump, and Burrell moved into third place with her personal best of 6.45. In the javelin Sazanovich threw a personal best of 46.72, but all her advantage vanished when Prokhorova produced successive pbs of 47.12, 50.57 and 50.73. As the Russian was a strong 800m runner and Sazanovich was not, Prokhorova could afford to stroll around the 800m in 2:11.53 to guarantee the gold. For the bronze, Burrell needed to stay near to Roshchupkina. She finished ahead of the Russian and so the medal order was clear before the final scores were confirmed.

Individual marks:

	100h	HJ	SP	200	LJ	JT	800
Prokhorova	13.77	1.88	13.15	23.73w	6.61	50.73	2:11.53
Sazanovich	13.29	1.76	15.90	23.87w	6.50	46.72	2:20.87
Burrell	13.05	1.67	12.87	22.92w	6.45	48.74	2:14.24
Roshchupkina	14.12	1.79	14.74	23.41w	6.02	44.04	2:15.56
Ertl	13.56	1.82	13.83	24.91w	6.28	45.89	2:18.54
Skujytė	14.37	1.79	16.06	25.52w	6.00	46.04	2:20.78
Nathan	13.68	1.70	14.68	25.16w	6.04	46.12	2:19.05
Belova	13.86	1.73	14.12	24.66w	5.86	38.73	2:07.44
Bacher	13.94	1.70	14.03	25.10w	5.69	45.38	2:09.85
Hautala	13.79	1.79	13.32	25.52w	5.94	45.40	2:18.98
Collonvillé	13.87	1.79	11.89	25.59w	5.93	41.61	2:13.70
Haynes	14.48	1.73	14.94	26.41w	5.87	46.37	2:24.45
Simpson	14.07	1.76	11.14	25.11w	5.57	50.76	2:23.54
Hellebaut	14.60	1.85	12.84	26.54w	5.65	44.37	2:23.20
Ganapathy	14.41	1.73	11.43	25.04w	5.92	34.60	2:22.89
Barber	12.78	1.88	NM				
Kazanina	15.02	1.76	NM	25.69w	5.73	DNS	DNS
Lewis	DNS						

Paris 2003

Final Standings (Aug 23/24)

1,	Carolina Klüft	SWE	7001
2,	Eunice Barber	FRA	6755
3,	Natalya Sazanovich	BLR	6524
4,	Yelena Prokhorova	RUS	6452
5,	Denise Lewis	GBR	6254
6,	Gertrud Bacher	ITA	6166
7,	Larisa Netšeporuk	EST	6154
8,	Sonja Kesselschläger	GER	6134

9, Aryiró Stratáki GRE 6077; 10, Austra Skujytė LTU 6077; 11, Svetlana Kazanina KAZ 6047; 12, Irina Butor BLR 6035; 13, Natalya Roshchupkina RUS 6034; 14, Julie Hollman GBR 6018; 15, Irina Naumenko KAZ 5971; 16, Yelena Chernyavskaya RUS 5969; 17, Liga Klavina LAT 5932; 18, Sylvie Dufour SUI 5723; Margaret Simpson GHA DNF (4393); Kim Schiemenz USA DNF (3574); Tia Hellebaut BEL DNF (3414); Svetlana Gnezdilov ISR DNF (2330)

The charismatic Klüft delighted everyone even though she was to deny France a gold medal in Paris. The Frenchwoman won the 100m hurdles from the Swede 13.05 to 13.18. That time was the first of five personal bests by Klüft. The next came with a spectacular high jump of 1.94. The 20 year-old Swede then went very near to 1.95 and was now 19 points ahead of Barber who herself jumped an excellent 1.91.

In the shot Klüft set an outdoor pb (14.19) while Barber did enough to remain in second spot. The event winner was Sazanovich, who moved up from eighth to third. This top three would remain the same for the rest of the contest. For the 200m, Klüft was ideally drawn inside Barber and she smashed her pb with 22.98. She ended the day on 4143, the second best ever first day score. Barber was 204 points adrift.

There was drama in the long jump because while Barber opened with 6.61, Klüft fouled both her first two jumps, each at around 6.80. Another foul and the Swede would put herself out of the contest. Happily for her she spanned 6.68 despite taking off about 20cm behind the foul line. Klüft's javelin of 49.90 was displayed as a personal best but she had actually thrown 50.24 one month earlier. However, she gained further ground on Barber. The Swede needed to run 2:12.21 for 7000 points; she managed 2:12.12 for 7001 and third on the world all-time list. Uniquely, she became the reigning World, World Indoor and World Junior Champion.

Individual marks:

	100h	HJ	SP	200	LJ	JT	800
Klüft	13.18	1.94	14.19	22.98	6.68	49.90	2:12.12
Barber	13.05	1.91	12.97	23.92	6.61	49.60	2:13.68
Sazanovich	13.67	1.76	16.81	24.25	6.47	44.93	2:16.53
Prokhorova	13.87	1.82	13.36	23.99	6.46	43.60	2:08.31
Lewis	13.37	1.64	15.25	24.55	6.19	49.88	2:19.58
Bacher	14.01	1.76	13.32	24.91	5.99	47.11	2:09.83
Netšeporuk	13.91	1.76	13.97	24.96	6.05	50.05	2:19.76
Kesselschläger	13.34	1.76	13.77	24.94	6.17	41.57	2:17.19
Stratáki	13.93	1.79	13.34	24.69	6.03	44.27	2:18.06
Skujytė	14.44	1.76	16.35	25.76	5.86	47.57	2:18.64
Kazanina	14.44	1.73	13.23	25.06	5.91	50.17	2:12.42
Butor	13.92	1.79	12.51	24.67	5.86	46.43	2:16.72
Roshchupkina	14.32	1.70	14.53	24.21	5.85	43.22	2:12.95
Hollman	14.10	1.85	12.05	24.72	6.06	41.01	2:15.83
Naumenko	14.20	1.79	12.88	24.98	6.00	42.15	2:15.36
Chernyavskaya	13.85	1.76	12.76	25.03	5.99	37.83	2:09.38
Klavina	13.92	1.76	14.24	24.37	6.07	41.17	2:29.60
Dufour	14.06	1.67	13.34	25.24	5.62	39.83	2:12.77
Simpson	13.68	1.76	12.62	24.84	5.96	DNS	
Schiemenz	13.96	1.79	12.93	24.85	DNS		
Hellebaut	14.24	1.85	11.66	26.09	DNS		
Gnezdilov	13.62	1.55	11.36	DNS			

9, Nataliya Dobrynska UKR 6144; 10, Sonja Kesselschläger GER 6113; 11, Jessica Zelinka CAN 6097; 12, Hyleas Fountain USA 6055; 13, Lilli Schwarzkopf GER 5993; 14, Irina Naumenko KAZ 5991; 15, Kylie Wheeler AUS 5919; 16, GiGi Miller USA 5911; 17, Aryiró Stratáki GRE 5884; 18, Simone Oberer SUI 5882; 19, Magdalena Szczepańska POL 5880; 20, Yuki Nakata JPN 5735; Karin Ertl GER DNF (4285); Janice Josephs RSA DNF (4197); Juana Castillo DOM DNF (3232); Yuliya Akulenko UKR DNF (3335); Laurien Hoos NED DNF (1881); Tatyana Alisevich BLR DNF (909)

Olympic and World Champion Klüft was suffering an ankle injury, while her principle rival Barber was, for once, injury-free. Barber took an expected lead in the opening event, scoring 1133 with her 12.94 into a slight wind (-0.4) while Klüft ran 13.19 (1096). Barber, an excellent high jumper, cleared 1.91, while Klüft, a 1.94 jumper, was restricted to 1.82.

The Swede reacted by throwing a lifetime best in the shot with 15.02, while Barber managed 13.20, which reduced the deficit from 153 points to 32. Skujytė, the biggest competitor (1.88/75kg), led the shot with an excellent 16.61. Curiously Barber and Klüft were seeded in separate races in the 200m, with Barber running 24.01 (-1.0) while Klüft had to deal with a 2.5 headwind when clocking 23.70. Barber now led by two points with 3973, with Sotherton in third after a good 23.94 in the 200m. In the long jump Barber leapt an excellent 6.75, but Klüft reached 6.87. Barber fought back in the javelin, overtaking Klüft's 47.20 with her last throw of 48.24 to leave the margin at just 18 points. Simpson, the smallest competitor at 1.62/53kg threw a stunning Ghanaian record of 56.36 to move from 10th to third.

Barber led Klüft in the 800m until the last 100m, when the Swede got free to edge her 2:08.89 to 2:11.94 and by 63 points in total, with Simpson holding off Skujytė and Sotherton for third. A French protest at Klüft's first round long jump, which certainly looked to be over the board, was denied, but Klüft's second best jump of 6.75, worth 40 points less, would still have got her home the winner. Barber in her seventh world heptathlon appearance won her third medal, with the top two repeating the same positions from Paris and Klüft producing a championship best day two score of 2916.

Individual marks:

	100h	HJ	SP	200	LJ	JT	800
Klüft	13.19	1.82	15.02	23.70	6.87	47.20	2:08.89
Barber	12.94	1.91	13.20	24.01	6.75	48.24	2:11.94
Simpson	13.55	1.79	13.33	24.94	6.09	56.36	2:17.02
Skujytė	14.22	1.82	16.61	25.31	6.12	48.82	2:17.48
Sotherton	13.33	1.82	13.38	23.94	6.41	33.09	2:07.96
Collonvillė	13.73	1.85	12.36	25.44	6.30	45.65	2:11.74
Gomes	13.88	1.79	14.00	25.18	6.47	41.36	2:16.31
Ruckstuhl	13.48	1.79	13.19	24.66	6.52	36.84	2:16.17
Dobrynska	14.02	1.85	15.20	25.90	5.98	44.51	2:18.05
Kesselschläger	13.98	1.79	14.04	25.81	6.16	45.93	2:16.23
Zelinka	13.52	1.70	13.64	24.13	5.82	42.42	2:11.15
Fountain	13.60	1.79	11.95	24.60	6.50	40.70	2:22.98
Schwarzkopf	13.95	1.76	12.99	25.68	5.87	46.19	2:12.24
Naumenko	14.07	1.76	13.74	25.24	6.15	39.30	2:14.27
Wheeler	14.32	1.76	12.96	25.12	6.18	37.53	2:12.33
Johnson	13.45	1.70	12.51	24.19	5.92	38.14	2:15.69
Stratáki	13.96	1.73	13.05	25.56	5.93w	44.10	2:16.77
Oberer	13.77	1.82	11.96	25.52	5.99	37.39	2:14.02
Szczepańska	14.22	1.73	14.04	25.96	5.70w	46.96	2:15.61
Nakata	13.99	1.70	11.03	25.58	6.06	44.69	2:18.52
Ertl	13.84	1.73	13.48	25.03	5.67	DNS	
Josephs	13.56	1.58	12.06	24.19	5.89	DNS	
Castillo	14.30	1.67	13.09	26.61	DNS		
Akulenko	14.42	1.64	13.82	25.41	DNS		
Hoos	13.67	1.70	DNS				
Alisevich	14.50	DNS					

Helsinki 2005

Final Standings (Aug 6/7)

1,	Carolina Klüft	SWE	6887
2,	Eunice Barber	FRA	6824
3,	Margaret Simpson	GHA	6375
4,	Austra Skujytė	LTU	6360
5,	Kelly Sotherton	GBR	6325
6,	Marie Collonvillė	FRA	6248
7,	Naide Gomes	POR	6189
8,	Karin Ruckstuhl	NED	6174

Osaka 2007

Final Standings (Aug 24/25)

1,	Carolina Klüft	SWE	7032
2,	Lyudmila Blonska	UKR	6832
3,	Kelly Sotherton	GBR	6510
4,	Jessica Ennis	GBR	6469
5,	Lilli Schwarzkopf	GER	6439
6,	Austra Skujytė	LTU	6380
7,	Jennifer Oeser	GER	6378
8,	Nataliya Dobrynska	UKR	6327

9, Marie Collonvillé FRA 6244; 10, Anna Bogdanova RUS 6243; 11, Ida Marcussen NOR 6226; 12, Kylie Wheeler AUS 6184; 13, Sonja Kesselschläger GER 6149; 14, Jolanda Keizer NED 6102; 15, Karolina Tymirńska POL 6092; 16, Yvonne Wisse NED 6056; 17, Aiga Grabuste LAT 6019; 18, Aryiró Stratáki GRE 5999; 19, Olga Kurban RUS 5998; 20, Linda Züblin SUI 5995; 21, Kamila Chudzik POL 5926; 22, Simone Oberer SUI 5922; 23, Yuki Nakata JPN 5869; 24, Irina Naumenko KAZ 5848; 25, Diana Pickler USA 5838; 26, Salla Rinne FIN 5813; 27, Sylvie Dufour SUI 5805; 28, Vasiliki Delinikóla GRE 5745; 29, Jessica Samuelsson SWE 5745; 30, Kaie Kand EST 5616; 31, Lucimara da Silva BRA 5601; 32, Gretchen Quintana CUB 4954; Gi-Gi Johnson USA DNF (4477); Karin Ruckstuhl NED DNF (3721); Hyleas Fountain USA DNF (3616); Tatyana Chernova RUS DNF (3566); Antoinette Nana Djimou FRA DNF (3471); Margaret Simpson GHA DNF (1926); Hanna Melnychenko UKR DNF (0)

With 18 consecutive wins in the event, Klüft was a consensus choice with the “experts” to win the world title. Though behind Ennis after the first event, she equalled her best of 13.15, and she set a personal and World Championship heptathlon high jump best of 1.95. Her first day score of 4162 was almost 150 points ahead of Blonska (4014), with Sotherton (3989) just ahead of Ennis (3942).

Klüft reached a fine 6.85 in the long jump, losing 10 points to Blonska's 6.88, and a 47.98 javelin saw her with more than 6100 points with one event to go. A solid 2:12.58 enabled her to break the European record of 7007, which had stood since 1989, by 25 points. Behind her Blonska was a clear second with 6832, while Sotherton, who needed to beat Skujytė by three seconds to win the bronze, did so by 12 seconds, and held off teammate Ennis by 41 points with 6510. Klüft's lifetime best gave her an unprecedented third consecutive world title, at age 24.

Individual marks:

	100h	HJ	SP	200	LJ	JT	800
Klüft	13.15	1.95	14.81	23.38	6.85	47.98	2:12.56
Blonska	13.25	1.92	14.44	24.09	6.88	47.77	2:16.68
Sotherton	13.21	1.86	14.14	23.40	6.68	31.90	2:11.58
Ennis	12.97	1.89	11.93	23.15	6.33	38.07	2:11.39
Schwarzkopf	13.54	1.83	13.00	25.08	6.17	54.44	2:12.76
Skujytė	14.34	1.80	17.03	25.39	6.28	52.63	2:23.64
Oeser	13.51	1.83	14.21	24.41	6.25	43.10	2:13.85
Dobrynska	13.89	1.77	16.31	24.91	6.12	46.22	2:16.35
Collonvillé	13.63	1.83	12.12	25.01	6.67	39.32	2:12.68
Bogdanova	13.71	1.83	13.33	25.00	6.46	39.91	2:13.72
Marcussen	14.16	1.68	13.00	24.59	6.47	51.02	2:13.69
Wheeler	13.87	1.80	13.00	24.44	6.42	38.49	2:12.81
Kesselschläger	13.55	1.80	14.25	25.49	6.20	42.91	2:18.81
Keizer	13.83	1.77	14.23	24.43	5.90	43.48	2:17.61
Tymirńska	14.09	1.71	13.25	24.02	6.34	35.97	2:08.27
Wisse	13.55	1.80	12.54	24.40	5.98	37.73	2:12.52
Grabuste	13.84	1.77	13.04	24.98	6.02	45.76	2:19.97
Stratáki	14.02	1.68	14.06	25.26	6.15	44.73	2:16.06
Kurban	13.90	1.71	13.16	24.45	6.20	40.55	2:16.48
Züblin	13.63	1.65	12.43	24.75	5.98	49.85	2:16.72
Chudzik	14.27	1.71	13.31	25.00	5.84	52.03	2:23.03
Oberer	13.62	1.80	12.20	25.66	6.04	40.60	2:16.67
Nakata	13.82	1.74	11.31	25.28	6.16	43.26	2:17.61
Naumenko	14.22	1.74	12.90	24.99	6.21	39.53	2:20.52
Pickler	13.34	1.74	11.22	24.61	6.01	39.62	2:20.63
Rinne	13.64	1.74	14.25	25.76	5.87	48.03	2:36.05
Dufour	14.10	1.74	13.65	25.45	5.70	39.75	2:14.46
Delinikóla	13.75	1.71	13.43	24.06	5.97	42.19	2:31.23
Samuelsson	14.17	1.65	13.56	24.01	5.88	37.30	2:13.34
Kand	14.22	1.68	12.69	25.84	5.75	38.33	2:13.63
da Silva	13.75	1.74	10.36	25.14	5.96	37.87	2:22.16
Quintana	13.77	1.68	12.71	24.22	6.12	34.31	DQ
Johnson	13.27	1.59	13.36	23.77	6.21	DNS	
Fountain	13.66	1.77	12.29	24.13	NM		
Ruckstuhl	13.28	1.74	13.99	24.41	DNS		
Chernova	13.71	1.80	13.49	25.88	DNS		
Djimou	13.87	1.71	13.44	25.41	DNS		
Simpson	13.69	1.74	DNS				
Melnychenko	DNF						

X

Berlin 2009

Final Standings (Aug 15/16)

1,	Jessica Ennis	GBR	6731
2,	Jennifer Oeser	GER	6493
3,	Kamila Chudzik	POL	6471
4,	Nataliya Dobrynska	UKR	6444
5,	Lyudmyla Yosypenko	UKR	6416
6,	Hanna Melnychenko	UKR	6414
7,	Antoinette Nana Djimou	FRA	6323
8,	Julia Mächtigt	GER	6265

9, Sharon Day USA 6126; 10, Diana Pickler USA 6086; 11, Marisa De Aniceto FRA 6049; 12, Aiga Grabuste LAT 6033; 13, Louise Hazel GBR 6008; 14, Brianne Theisen CAN 5949; 15, Linda Züblin SUI 5934; 16, Jessica Samuelsson SWE 5885; 17, Kaie Kand EST 5760; 18, Aryiró Stratáki GRE 5748; 19, Yvonne Wisse NED 5704; 20, Yuliya Tarasova UZB 5658; 21, Nadja Casadei SWE 5598; 22, Eliška Klučinová CZE 5505; 23, Bettie Wade USA 5134; 24, Ida Marcussen NOR 5014; 25, Sushmitha Singha Roy IND 4983; Karolina Tymirńska POL DNF (3663); Lilli Schwarzkopf GER DNF (2666); Sara Aerts BEL DNF (1888); (8,) Tatyana Chernova RUS DQ (ADr10.1) (6288)

Ennis, world leader with 6587, quickly put her stamp on the competition with a run of 12.93 in the hurdles, to take a lead of 76 points over Djimou's 13.44. This was the closest that anyone would get to the 24 year-old Briton. Despite measuring only 1.64, Ennis won the high jump, clearing 1.92. Olympic Champion Dobrynska won the shot with 15.82 to move into second spot (5932), as Ennis produced her one personal best of the competition – 14.14 – to keep the lead at 138. Ennis was again best in the 200 with 23.25, and led Dobrynska overnight by 307 points, with Oeser (3814) leading a cast of five within 60 points of the Ukrainian.

Chudzik had the best long jump with 6.55, as Oeser (6.42) and Dobrynska (6.41) both jumped further than Ennis (6.29). Chudzik moved into second (5628) with a javelin throw of 48.72, 37 points ahead of Oeser, while Ennis's 43.54 kept her 171 points ahead. Oeser pleased the crowd by beating Chudzik 2:14.34 to 2:18.58, overtaking the Pole for the silver medal with a personal best 6493, while Ennis beat them both with 2:12.22 to win by 238 points in a lifetime best of 6731.

Individual marks:

	100h	HJ	SP	200	LJ	JT	800
Ennis	12.93	1.92	14.14	23.25	6.29	43.54	2:12.22
Oeser	13.62	1.83	14.29	24.30	6.42	46.70	2:14.34
Chudzik	13.50	1.74	15.10	24.33	6.55	48.72	2:18.58
Dobrynska	13.85	1.83	15.82	25.02	6.41	43.29	2:13.22
Yosypenko	13.64	1.86	13.01	23.86	6.20	46.87	2:14.84
Melnychenko	13.60	1.83	13.70	24.11	6.43	42.24	2:12.85
Nana Djimou	13.44	1.77	14.04	24.83	6.32	47.93	2:17.72
Mächtigt	14.40	1.83	15.21	24.39	6.36	40.70	2:17.07
Day	13.90	1.89	13.42	25.15	5.69	44.14	2:13.84
Pickler	13.50	1.77	12.40	24.75	6.24	41.13	2:15.60
De Aniceto	13.78	1.77	12.21	25.32	5.97	48.39	2:14.80
Grabuste	13.78	1.71	13.26	25.49	6.40	43.52	2:17.43
Hazel	13.60	1.71	11.62	24.19	6.13	43.51	2:15.85
Theisen	13.69	1.77	11.07	24.62	5.82	43.84	2:12.62
Züblin	13.75	1.62	13.16	25.04	5.69	53.01	2:17.01
Samuelsson	13.96	1.68	13.56	24.71	5.90	37.15	2:10.34
Kand	13.99	1.71	12.83	26.07	5.99	37.68	2:11.92
Stratáki	14.17	1.71	12.93	25.93	5.87	42.87	2:16.72
Wisse	13.66	1.68	12.53	24.78	5.87	33.82	2:15.58
Tarasova	14.23	1.68	12.92	24.60	6.23	40.88	2:35.05
Casadei	14.40	1.68	12.92	24.92	5.78	32.30	2:12.66
Ključinová	14.89	1.71	13.40	26.17	5.78	41.19	2:23.79
Wade	13.79	1.80	NM	24.98	6.18	36.70	2:25.50
Marcussen	14.61	1.65	12.71	25.59	NM	50.02	2:13.81
Roy	14.56	1.62	11.15	25.65	5.43	36.03	2:36.13
Tymirńska	13.67	1.71	13.75	23.87	DNS		
Schwarzkopf	13.80	1.74	13.43	DNS			
Aerts	13.45	1.68	DNS				
[Chernova	13.58	1.74	12.43	24.13	6.50	41.88	2:09.11]

X

Daegu 2011

Final Standings (Aug 29/30)

1,	Jessica Ennis	GBR	6751
2,	Jennifer Oeser	GER	6572
3,	Karolina Tymirńska	POL	6544
4,	Natalia Dobrynska	UKR	6539
5,	Lilli Schwarzkopf	GER	6321
6,	Antoinette Nana Djimou	FRA	6309
7,	Austra Skujytė	LTU	6297
8,	Jessica Zelinka	CAN	6268

9, Anna Bogdanova RUS 6242; 10, Aiga Grabuste LAT 6229; 11, Ruky Abdulai CAN 6212; 12, Margaret Simpson GHA 6183; 13, Louise Hazel GBR 6149; 14, Jessica Samuelsson SWE 6119; 15, Julia Mächtigt GER 6095; 16, Sharon Day USA 6043; 17, Remona Fransen NED 6027; 18, Ida Marcussen NOR 5911; 19, Alina Fyodorova UKR 5908; 20, Kateřina Cachová CZE 5908; 21, Francesca Doveri ITA 5786; 22, Györgyi Farkas HUN 5784; 23, Hyleas Fountain USA 5611; 24, Grit Šadeiko EST 5190; Sara Aerts BEL DNF (2665); Wassana Winatho THA DNF (1863); (1,) Tatyana Chernova RUS DQ (ADr10.8) (6880); (10,) Lyudmyla Yosypenko UKR DQ (ADr10.1) (6263)

The rankings prior to Daegu were headed by World and European champion Ennis with 6790, but Chernova was close behind with 6773. The Briton had run 12.79 for the 100m hurdles three weeks earlier, so 12.94 by her in Daegu was a slight disappointment. The leader after the hurdles, Fountain, followed her 12.93 with 1.89 to win her and the second event. Ennis and Chernova managed 1.86 and 1.83 respectively. After a personal best 14.67 in the shot, Ennis moved into the lead, then consolidated her position with a win in the 200m. She finished the day with 4078 points, but that was "only" 151 ahead of Chernova who was able to eat up that advantage in the javelin alone.

The tall (1.89m) Russian pulled back only 13 points in the long jump, but then produced a seasonal best 52.95 in the javelin, while Ennis had a poor 39.95 (after a warm-up throw of 45m). Chernova was suddenly 133 points ahead, which represented an unbreachable gap of nine seconds in the 800m. Ennis ran from the front in the last event, but ended up just 0.23 ahead of the Russian, so Chernova won by 129 points. The Russian's mother Lyudmila Chernova (née Zenina) won a squad gold medal at 4x400m in the 1980 Olympics.

In February 2015, World Athletics revealed that Chernova tested positive as a result of a re-analysis of her sample collected at Berlin 2009, where she placed eighth. The Russian Anti-Doping Agency banned her for two years and annulled her Berlin result and some others, but not her performance from Daegu 2011. World Athletics appealed the "selective" nature of that punishment and in November 2016, the Court of Arbitration for Sport ruled that all results achieved by Chernova between August 15, 2011 and July 22, 2013 were to be annulled. That decision also came under appeal but was upheld, and compounded when abnormalities were found in Chernova's Athlete Biological Passport. That was in July 2017. In the meantime, the IOC reported that "re-analysis of Chernova's samples from Beijing 2008 resulted in a positive test for the prohibited substance dehydrochloromethyltestosterone (turinabol)." The bronze medal she won at those Games was withdrawn.

The ultimate consequence of Chernova's Daegu punishment was that Ennis, now Mrs Ennis-Hill, retired, and expecting a second child, received a World Championships gold medal in a special ceremony at the 2017 World Championships in London.

Individual marks:

	100h	HJ	SP	200	LJ	JT	800
Ennis	12.94	1.86	14.67	23.27	6.51	39.95	2:07.81
Oeser	13.33	1.83	13.70	24.58	6.28	51.30	2:10.39
Tymińska	13.12	1.74	14.70	23.87	6.39	41.32	2:05.21
Dobryńska	13.43	1.83	16.14	25.35	6.18	48.00	2:11.34
Schwarzkopf	13.65	1.80	14.89	25.82	6.18	49.69	2:15.26
Djimou	13.48	1.83	14.07	25.19	6.13	55.79	2:28.74
Skujytė	13.96	1.86	16.71	26.04	6.05	49.19	2:23.21
Zelinka	13.01	1.68	14.91	24.06	6.16	39.59	2:12.62
Bogdanova	13.44	1.83	14.52	25.64	6.38	41.38	2:18.34
Grabuste	14.06	1.71	14.46	24.83	6.45	45.82	2:14.82
Abdulai	13.60	1.80	11.71	24.50	6.30	46.35	2:15.29
Simpson	13.43	1.80	12.48	25.23	5.88	53.13	2:17.91
Hazel	13.24	1.74	13.24	24.25	6.25	41.75	2:15.44
Samuelsson	13.77	1.68	14.52	24.55	6.05	41.32	2:10.20
Mächtigt	14.15	1.80	15.24	25.54	5.98	43.74	2:17.14
Day	13.69	1.80	14.28	25.01	5.87	39.14	2:15.74
Fransen	13.57	1.80	13.67	25.17	6.06	38.03	2:16.80
Marcussen	13.96	1.71	12.81	25.74	5.88	44.90	2:11.01
Fyodorova	14.06	1.80	14.18	25.35	5.98	37.13	2:18.51
Cachová	13.81	1.77	11.64	25.36	5.97	43.98	2:15.43
Doveri	13.44	1.71	11.76	25.45	6.09	35.09	2:13.14
Farkas	14.32	1.80	12.75	26.35	5.78	42.15	2:14.33
Fountain	12.93	1.89	12.20	23.96	6.45	43.42	DNF
Šadeiko	13.44	1.74	11.46	24.39	6.28	42.84	DNF
Aerts	13.38	1.74	12.49	DNF			
Winatho	13.62	1.68	DNF				
[Chernova]	13.32	1.83	14.17	23.50	6.61	52.95	2:08.04]
[Yosypenko]	13.49	1.83	13.16	24.09	6.03	42.94	2:14.37]

Moscow 2013

Final Standings (Aug 12/13)

1,	Hanna Melnychenko	UKR	6586
2,	Brianne Theisen Eaton	CAN	6530
3,	Dafne Schippers	NED	6477
4,	Claudia Rath	GER	6462
5,	Katarina Johnson-Thompson	GBR	6449

6,	Sharon Day	USA	6407
7,	Eliška Klučinová	CZE	6332
8,	Antoinette Nana Djimou	FRA	6326

9, Karolina Tyminska POL 6270; 10, Nadine Broersen NED 6224; 11, Laura Ikauniece LAT 6159; 12, Yorgelis Rodriguez CUB 6148; 13, Ellen Sprunger SUI 6081; 14, Nafissatou Thiam BEL 6070; 15, Györgyi Zsivoczky-Farkas HUN 6067; 16, Linda Züblin SUI 6057; 17, Julia Mächtigt GER 6021; 18, Ida Marcussen NOR 5996; 19, Yasmina Omrani ALG 5983; 20, Yana Maksimava BLR 5982; 21, Mari Klaup EST 5924; 22, Katsiaryna Netsviatayeva BLR 5902; 23, Sofia Ifantidou GRE 5894; 24, Erica Bougard USA 5829; 25, Sofia Linde SWE 5822; 26, Aleksandra Butvina RUS 5809; 27, Bettie Wade USA 5768; 28, Makeba Alcide LCA 5751; 29, Wassanee Winatho THA 5671; Kristina Savitskaya RUS DNF (5086); Grit Šadeiko EST DNF (4435); Irina Karpova KAZ DNF (3820); Kira Biesenbach GER DNF (2583)

Thiesen-Eaton – the new wife of world decathlon record holder Ashton Eaton – led after the first event ahead of Melnychenko and Schippers. Melnychenko went into first place after the high jump, though the star of that event was Belgian Thiam who leapt 1.92 to rise from 28th to third. The Ukrainian led by 75 points overnight with 3912. This was despite losing 102 points to Schippers in the 200m with 23.87 as compared to the Dutchwoman's superb 22.84, which put her second.

On day two, Rath climbed from seventh to fourth with her 6.67 long jump, while Melnychenko increased her lead to 120 points, jumping 6.49 ahead of Schippers 6.35. Theisen-Eaton's javelin mark of 45.64 gained 73 points on Melnychenko, leaving the Canadian 68 behind but safely ahead of Schippers.

Theisen-Eaton needed to beat Melnychenko by about five seconds in the 800m to take the gold, but the Ukrainian stayed within a second as both set personal bests to confirm their gold and silver. Further up the field in the same heat Rath won in 2:06.43 which would have got her bronze, had Schippers not slashed her best for the distance from 2:15.52 to 2:08.62.

Absent was reigning Champion Tatyana Chernova, who in July 2013 had won the World Student Games with a world-leading score of 6623 before apparently suffering a knee injury while competing in the individual 100m hurdles at the Russian Championships.

Individual marks:

	100h	HJ	SP	200	LJ	JT	800
Melnychenko	13.29	1.86	13.85	23.87	6.49	41.87	2:09.85
Theisen Eaton	13.17	1.83	13.07	24.18	6.37	45.64	2:09.03
Schippers	13.30	1.77	12.91	22.84	6.35	41.47	2:08.62
Rath	13.55	1.83	12.88	24.27	6.67	39.04	2:06.43
KJT	13.49	1.83	11.52	23.37	6.56	40.86	2:07.64
Day	13.51	1.83	14.35	24.28	5.79	47.17	2:08.94
Klucinová	13.97	1.86	14.19	24.91	6.12	45.76	2:12.50
Nana Djimou	13.36	1.77	14.54	24.95	5.97	52.47	2:18.44
Tyminska	13.48	1.68	13.74	24.13	6.32	40.61	2:06.64
Broersen	14.84	1.89	13.46	25.01	6.13	47.48	2:12.89
Ikauniece	13.89	1.80	12.36	24.73	5.96	50.75	2:16.05
Rodriguez	13.88	1.86	12.83	24.77	6.00	44.66	2:16.74
Sprunger	13.68	1.68	12.86	23.39	6.16	40.41	2:14.83
Thiam	14.13	1.92	13.71	25.61	6.11	43.64	2:25.43
F-Zsivoczky	14.09	1.80	13.13	25.66	6.16	45.43	2:15.28
Züblin	13.51	1.65	12.51	25.01	6.23	49.64	2:17.50
Mächtigt	14.38	1.71	15.48	25.45	6.07	44.74	2:17.28
Marcussen	14.27	1.71	12.31	25.59	6.08	49.26	2:10.83
Omrani	13.57	1.77	13.32	24.75	5.82	39.26	2:14.81
Maksimova	14.11	1.74	14.27	25.77	5.77	45.41	2:11.96
Klaup	13.99	1.74	12.85	25.54	5.77	50.15	2:18.57
Netsvetayeva	13.87	1.74	14.17	25.09	5.67	38.60	2:12.54
Ifantidou	13.93	1.65	12.89	25.94	5.85	53.66	2:17.74
Bougard	13.69	1.80	11.27	24.59	6.01	32.62	2:13.72
Linde	14.02	1.74	13.80	25.64	5.80	40.13	2:16.34
Butvina	14.52	1.74	14.16	25.68	5.81	40.30	2:14.14
Wade	13.84	1.80	12.79	24.87	5.61	45.41	2:20.87
Alcide	13.73	1.80	11.82	24.96	5.62	37.09	2:16.65
Winatho	13.88	1.68	11.86	24.94	5.76	41.74	2:19.97
Savitskaya	13.82	1.77	13.75	25.43	6.11	38.21	DNF
Karpova	14.54	1.65	11.92	26.50	5.54	DNF	
Sadeiko	13.40	1.77	11.49	24.46	6.11	DNF	
Biesenbach	13.88	1.71	12.91	DNF			

Beijing 2015

Final Standings (Aug 22/23)

1,	Jessica Ennis-Hill	GBR	6669
2,	Brianne Theisen Eaton	CAN	6554
3,	Laura Ikauniece-Admidina	LAT	6516
4,	Nadine Broersen	NED	6491

5,	Claudia Rath	GER	6441
6,	Györgyi Zsivoczky-Farkas	HUN	6389
7,	Anastasiya Mokhnyuk	UKR	6359
8,	Nadine Visser	NED	6344

9, Xénia Krizsán HUN 6322; 10, Jennifer Oeser GER 6308; 11, Nafissatou Thiam BEL 6298; 12, Anouk Vetter NED 6267; 13, Eliška Klučinová CZE 6247; 14, Sharon Day-Monroe USA 6246; 15, Grit Šadeiko EST 6213; 16, Portia Bing NZL 6057; 17, Alina Fodorova UKR 5978; 18, Uahunoma Osazuwa NGR 5951; 19, Sofia Ifantidou GRE 5951; 20, Karolina Tymnińska POL 5948; 21, Yorgelis Rodríguez CUB 5932; 22, Caroline Agnou SUI 5866; 23, Lyubov Tkach RUS 5729; 24, Yekaterina Voronina UZB 5701; 25, Ida Marcussen NOR 5684; 26, Vanessa Spinola BRA 5647; 27, Barbara Nwaba USA 5315; 28, Katarina Johnson-Thompson GBR 5039; Erica Bougard USA DNF (5140); Salsa Slack JAM DNF (4720); Akela Jones BAR DNF (4578); Carolin Schäfer GER DNF (4519); Valérie Reggel SUI DNF (4114); Marthe Yasmine Koala BUR DNF (0)

Returning from maternity, the former champion Ennis-Hill showed her competitive spirit on the first day, edging world leader Theisen-Eaton in every event. Her biggest rival appeared to be her compatriot Johnson-Thompson who went from ninth to second with her win in the 200m. Overnight, the leading standings were Ennis-Hill (4005), Johnson-Thompson (3925), Visser (3871) and Theisen-Eaton (3865).

Two of those contenders fell away in the long jump. Visser managed only 6.14, while Johnson-Thompson suffered the calamity of three no-jumps. With a best of 6.93 she had been quite capable of overtaking Ennis-Hill but in Beijing was successively over the board by margins of 5.1cm, 6.2cm and (for a jump estimated to be 6.82), a galling 1mm!

Ennis-Hill managed respectable efforts in both the long jump and javelin to hold an impregnable lead by 86 points or 5.5 seconds before the 800m. Javelin throws in the 53s lifted Broesen and Ikauniece-Admida to second and fourth respectively and meant that pair would run for the bronze medal. Ennis-Hill and Theisen-Eaton were better 800m runners and the Canadian proved that with her quick pace in the final heat (30.11, 62.83, 1:36.31). Ennis-Hill came through to win that race and a second world title. Two heptathlon golds became three when Tatyana Chernova's disqualification from 2011 was confirmed.

Individual marks:

	100h	HJ	SP	200	LJ	JT	800
Ennis-Hill	12.91	1.86	13.73	23.42	6.43	42.51	2:10.13
Theisen Eaton	12.98	1.80	13.70	23.94	6.55	42.94	2:11.52
I-Admida	13.21	1.77	12.71	23.97	6.32	53.67	2:13.79
Broersen	13.55	1.86	14.59	25.41	6.20	53.52	2:16.58
Rath	13.44	1.80	13.09	24.15	6.61	41.31	2:09.66
Z-Farkas	13.85	1.86	14.13	25.43	6.29	49.30	2:14.71
Mokhnyuk	13.07	1.83	13.83	24.60	6.51	38.93	2:17.00
Visser	12.81	1.80	13.16	23.78	6.14	40.07	2:13.72
Krizsán	13.70	1.80	14.12	25.27	6.16	49.17	2:13.36
Oeser	13.67	1.83	13.81	25.03	6.17	46.45	2:13.89
Thiam	13.83	1.86	15.24	25.28	6.14	49.31	2:24.55
Vetter	13.61	1.77	14.24	24.53	6.11	51.78	2:23.71
Klucinová	14.06	1.86	13.79	25.39	6.10	51.09	2:19.48
Day-Monroe	13.42	1.77	14.85	25.05	5.79	46.02	2:11.61
Šadeiko	13.36	1.77	12.05	24.41	6.22	47.78	2:17.32
Bing	13.59	1.80	13.60	24.00	5.95	34.69	2:14.88
Fodorova	14.17	1.86	14.98	25.22	6.06	35.67	2:22.43
Osazuwa	13.75	1.83	11.79	24.36	6.21	36.88	2:21.36
Ifantidou	13.77	1.68	12.94	25.93	5.75	56.19	2:19.55
Tymnińska	13.52	1.65	13.79	24.15	6.08	34.66	2:13.04
Rodríguez	13.73	1.86	13.54	25.04	5.83	43.27	2:30.47
Agnou	13.93	1.68	14.49	25.14	5.97	43.15	2:23.33
Tkach	15.05	1.74	13.99	24.64	6.01	38.34	2:22.50
Voronina	15.09	1.80	13.52	25.77	5.81	44.44	2:24.04
Marcussen	14.47	1.68	12.86	26.27	5.89	42.01	2:12.62
Spinola	14.28	1.68	13.44	24.73	5.40	43.75	2:21.81
Nwaba	DNF	1.77	14.64	24.47	6.08	46.59	2:12.20
KJT	13.37	1.89	12.47	23.08	NM	39.52	2:50.73
Bougard	13.28	1.83	11.40	24.41	6.18	35.06	DNS
Slack	13.98	1.62	13.53	24.73	5.54	36.11	DNS
Jones	13.17	1.80	12.73	24.70	6.09	DNS	DNS
Reggel	13.94	1.62	13.32	24.83	NM	42.57	DNS
Schäfer	13.40	1.80	13.31	24.22	NM	45.21	DNS
Koala	DNF	DNS					

London 2017

Final Standings (Aug 5/6)

1,	Nafissatou Thiam	BEL	6784
2,	Carolin Schäfer	GER	6696
3,	Anouk Vetter	NED	6636

4,	Yorgelis Rodríguez	CUB	6594
5,	Katarina Johnson-Thompson	GBR	6558
6,	Ivona Dadic	AUT	6417
7,	Nadine Visser	NED	6370
8,	Claudia Salman-Rath	GER	6362

9, Xénia Krizsán HUN 6356; 10, Eliška Klučinová CZE 6313; 11, Géraldine Ruckstuhl SUI 6230; 12, Kendell Williams USA 6220; 13, Grit Šadeiko EST 6094; 14, Alina Shukh UKR 6075; 15, Kateřina Cachová CZE 6070; 16, Antoinette Nana Djimou FRA 6064; 17, Györgyi Zsivoczky-Farkas HUN 6050; 18, Erica Bougard USA 6036; 19, Odile Ahouanwanou BEN 6020; 20, Sharon Day-Monroe USA 6006; 21, Caroline Agnou SUI 6001; 22, Lecabela Quaresma POR 5788; 23, Hanne Maudens BEL 5749; 24, Tamara de Souza BRA 5631; 25, Alysbeth Felix PUR 5584; 26, Swapana Barman IND 5431; 27, Vanessa Spinola BRA 4500; Verena Preiner AUT DNF (5164); Nadine Broersen NED DNF (4547); Evelyn Aguilar COL DNF (3504); Laura Ikauniece-Admida LAT DNF (1020)

Olympic Champion "Nafi" Thiam had just become only the fourth athlete ever to exceed 7000 points, and was a big favourite to win in London. The Belgian moved into the lead after the high jump, where she cleared 1.95, a height that was matched by Rodríguez as both equalled Carolina Klüft's championship best from 2003. The home favourite Johnson-Thompson dropped out of contention when she only cleared 1.80. A week later, she placed fifth in the individual high jump with 1.95. Had she done that in the heptathlon, she would have won a silver.

Thiam dropped to second place only once, following the 200m, which Schäfer won with 23.58. The German led the Belgian 4036 to 4014 overnight, both women now out of the range of the pack headed by Rodríguez (3905). A long jump of 6.57 versus 6.20 for Schäfer put Thiam almost 100 points clear and a javelin throw of 53.93 extended their lead to 172. She could afford to run only 2:21.42 in the 800m and still win easily on points, 6784 to 6696. Vetter took the bronze largely after a superb javelin of 58.41 which gained 214 points on the Cuban. Both set national record scores.

Individual marks:

	100h	HJ	SP	200	LJ	JT	800
Thiam	13.54	1.95	15.17	24.57	6.57	53.93	2:21.42
Schäfer	13.09	1.86	14.84	23.58	6.20	49.99	2:15.34
Vetter	13.31	1.77	15.09	24.36	6.32	58.41	2:19.43
Rodríguez	13.60	1.95	13.45	24.42	6.23	47.41	2:10.48
KJT	13.33	1.80	12.47	22.86	6.56	41.72	2:08.10
Dadic	13.68	1.80	13.82	24.11	5.98	52.29	2:13.44
Visser	12.85	1.77	12.96	23.73	6.30	42.26	2:14.74
Salman-Rath	13.52	1.74	12.84	23.92	6.55	40.70	2:07.37
Krizsán	13.70	1.77	14.14	25.15	5.93	51.25	2:07.17
Klucinová	14.03	1.86	14.80	24.72	6.16	41.91	2:13.00
Ruckstuhl	13.80	1.80	13.36	24.84	5.82	52.15	2:14.85
Williams	13.02	1.74	12.73	24.29	6.19	46.43	2:19.15
Šadeiko	13.37	1.74	12.55	24.60	6.00	47.47	2:18.88
Shukh	14.32	1.83	13.75	26.59	5.85	52.93	2:15.84
Cachová	13.37	1.74	11.84	24.56	6.15	43.67	2:15.58
Djimou	13.46	1.71	14.61	25.17	6.05	44.94	2:21.14
Z-Farkas	14.05	1.77	13.75	25.38	5.94	44.95	2:13.44
Bougard	13.24	1.74	11.41	23.66	6.09	33.76	2:08.77
Ahouanwanou	13.71	1.74	14.71	24.09	5.92	43.16	2:27.00
Day-Monroe	13.82	1.74	15.14	24.97	5.61	40.74	2:12.64
Agnou	13.95	1.68	13.64	24.64	6.22	43.54	2:18.57
Quaresma	13.94	1.71	13.48	25.38	5.88	36.71	2:14.06
Maudens	14.47	1.77	11.80	25.43	6.15	35.44	2:12.87
de Souza	14.16	1.74	13.69	24.64	5.69	40.65	2:34.03
Felix	14.03	1.71	10.82	25.38	5.86	39.56	2:18.68
Barman	14.14	1.71	10.81	26.45	5.53	43.49	2:20.17
Spinola	14.94	1.68	12.12	25.15	5.23	39.36	DNF
Preiner	13.79	1.71	13.16	24.44	5.98w	45.27	DNS
Broersen	13.79	1.83	14.09	24.98	5.95	DNS	DNS
Aguilar	14.03	1.68	13.39	24.35	DNS		
I-Admida	13.71	DNS					

Doha 2019

Final Standings (Oct 4-6)

1,	Katarina Johnson-Thompson	GBR	6981
2,	Nafissatou Thiam	BEL	6677
3,	Verena Preiner	AUT	6560
4,	Erica Bougard	USA	6470
5,	Kendell Williams	USA	6415
6,	Nadine Broersen	NED	6392
7,	Emma Oosterwegel	NED	6250
8,	Odile Ahouanwanou	BEN	6210

9, Géraldine Ruckstuhl SUI 6159; 10, Yekaterina Voronina UZB 6099; 11, Hanne Maudens BEL 6088; 12, Chari Hawkins USA 6073; 13, Annie Kunz USA 6067; 14, Solène Ndama FRA 6034; 15, Noor Vidts BEL 5989; 16, Kateřina Cachová CZE 5987; Anouk Vetter NED DNF (5540); Marthe Yasmine Koala BUR DNF (5328); Maria Huntington FIN DNF (3681); Ivona Dacic AUT DNF (0)

Ten years after her world youth title, Johnson-Thompson finally claimed a senior world gold. She was off to a brilliant start, cutting 0.2 from her hurdles best. Defending Champion Thiam was close to her fastest in the same heat, then Williams stunned everyone with an heptathlon championship record of 12.58. Both KJT and Thiam high jumped 1.95 (KJT winning) and though the Belgian clearly won the shot, the Briton set another substantial personal best in that event. Johnson-Thompson's 23.08 200m was slightly disappointing given her hurdles speed, but she won that event and led overnight with 4138 from Thiam 4042 with Williams 187 back.

The Briton's super form continued into the long jump. Four years earlier in Beijing she fouled out. This time she spanned 6.77 on her second attempt for another event win. Thiam managed only 6.40. The Belgian would normally have expected to gain a lot of ground with a javelin throw in the high fifties. Heavy arm strapping was evidence of her longstanding elbow injury, and she was reduced to 48.04. KJT set another throws personal best and went into the last event 137 points ahead and knowing she was the best 800m runner in the field. Starting at 16 minutes past midnight, she raced through the first 400m in 63.14 then hardly slowed. Her fourth personal best of the contest meant she broke the UK record of Jessica Ennis. Thiam was an isolated second. Williams had a poor second day and slipped to fifth as Preiner clinched the bronze.

Individual marks:

	100h	HJ	SP	200	LJ	JT	800
KJT	13.09	1.95	13.86	23.08	6.77	43.93	2:07.26
Thiam	13.36	1.95	15.22	24.60	6.40	48.04	2:18.93
Preiner	13.25	1.77	14.21	23.96	6.36	46.68	2:08.88
Bougard	13.01	1.86	12.36	23.89	6.21	43.48	2:09.74
Williams	12.58	1.77	12.71	23.62	6.28	45.12	2:17.54
Broersen	13.61	1.83	14.75	25.28	6.22	50.41	2:18.01
Oosterwegel	13.65	1.77	13.70	25.10	5.87	54.01	2:15.86
Ahouanwanou	13.45	1.77	14.13	24.05	6.00	46.74	2:22.89
Ruckstuhl	13.84	1.71	14.28	25.21	5.73	55.35	2:16.02
Voronina	14.64	1.80	13.66	25.03	5.83	51.60	2:15.40
Maudens	13.90	1.71	13.12	23.81	6.41	36.22	2:12.98
Hawkins	13.23	1.77	13.59	24.81	5.95	40.07	2:16.78
Kunz	13.27	1.80	14.58	24.37	5.95	35.36	2:20.68
Ndama	12.90	1.71	13.68	24.34	5.98	37.62	2:18.75
Vidts	13.58	1.77	13.55	24.46	6.11	33.58	2:15.94
Cachová	13.47	1.74	12.58	24.95	5.79	46.11	2:16.85
Vetter	13.55	1.74	14.10	24.43	6.20	54.17	DNS
Koala	13.05	1.74	13.28	24.29	6.44	37.59	DNS
Huntington	13.32	1.83	12.21	24.72	NM	DNS	
Dacic	DQ	DNS					

HEPTATHLON

Multiple Medalists:

3	Sabine Braun	GER	91-1, 93-2, 97-1
	Eunice Barber	FRA	99-1, 03-2, 05-2
	Carolina Klüft	SWE	03-1, 05-1, 07-1
	Jessica Ennis/Hill	GBR	09-1, 11-1, 15-1
2	Jackie Joyner-Kersey	USA	87-1, 93-1
	Ghada Shouaa	SYR	95-1, 99-3
	Denise Lewis	GBR	97-2, 99-2
	Natalya Sazanovich	BLR	01-2, 03-3
	Jennifer Oeser	GER	09-2, 11-2
	Brianne Theisen-Eaton	CAN	13-2, 15-2
	Nafissatou Thiam	BEL	17-1, 19-2

Most Finals:

4	Braun		
	Urszula Włodarczyk	POL	91-6, 93-5, 97-4, 99-7
	Barber	SLE/FRA	95-4, 99-1, 03-2, 05-2
	Lewis		95-7, 97-2, 99-2, 03-5
	Austra Skujytė	LTU	01-6, 05-4, 07-6, 11-7
	Ennis/Hill	GBR	07-4, 09-1, 11-1, 15-1

Most Placings in Top Eight:

7	Barber	SLE/FRA	93-dnf, 95-4, 97-dnf, 99-1, 01-dnf, 03-2, 05-2
---	--------	---------	--

Women's Heptathlon, continued

National Placings:

	1	2	3	4	5	6	7	8	Points
GER	3	5	1	4	4	3	2	4	118
GBR	4	2	1	1	4	-	1	-	75
USA	2	-	2	1	2	2	2	1	52
UKR	1	1	-	2	1	1	1	1	35
FRA	1	2	-	-	-	2	1	1	31
RUS	1	1	-	2	-	-	-	2	27
NED	-	-	2	1	-	1	2	3	27
POL	-	-	2	1	1	1	1	-	26
SWE	3	-	-	-	-	-	-	-	24
BLR	-	1	2	-	1	-	-	-	23
LTU	-	-	1	1	-	2	1	1	20
URS	-	1	1	-	-	1	1	1	19
BEL	1	1	-	-	-	-	-	-	15
CAN	-	2	-	-	-	-	-	1	15
SYR	1	-	1	-	-	-	-	-	14
ROU	-	1	-	-	1	-	-	-	11
AUT	-	-	1	-	-	1	-	-	9
HUN	-	-	1	-	-	1	-	-	9
BUL	-	-	-	1	1	-	-	-	9
FIN	-	-	-	1	1	-	-	-	9
CUB	-	-	-	1	-	1	-	-	8
GHA	-	-	1	-	-	-	-	-	6
LAT	-	-	1	-	-	-	-	-	6
SLE	-	-	-	1	-	-	-	-	5
ALG	-	-	-	-	1	-	-	-	4
AUS	-	-	-	-	-	-	2	-	4
ITA	-	-	-	-	-	1	-	-	3
CZE	-	-	-	-	-	-	1	-	2
EST	-	-	-	-	-	-	1	-	2
POR	-	-	-	-	-	-	1	-	2
BEN	-	-	-	-	-	-	-	1	1
CHN	-	-	-	-	-	-	-	1	1
Totals	17	17	17	17	17	17	17	17	612

10 Kilometres Walk

Rome 1987

(Sep 1)

1,	Irina Strakhova	URS	44:12
2,	Kerry Saxby	AUS	44:23
3,	Yan Hong	CHN	44:42
4,	Mari Cruz Díaz	ESP	44:48
5,	Yelena Nikolayeva	URS	44:54
6,	Monica Gunnarsson	SWE	45:09
7,	Jin Bingjie	CHN	45:24
8,	Ann Peel	CAN	45:27

9, Reyes Sobrino ESP 45:37; 10, Dana Vavracová TCH 46:10; 11, Ann Jansson SWE 46:15; 12, Susan Cook AUS 46:20; 13, Lisa Langford GBR 46:23; 14, Janice McCaffrey CAN 46:41; 15, Lynn Weik USA 46:51; 16, Beate Anders GDR 47:00; 17, Maria Luz Colín MEX 47:23; 18, Giuliana Salce ITA 47:28; 19, Sari Essayah FIN 47:30; 20, Debbi Lawrence USA 47:31; 21, Alison Baker CAN 47:48; 22, Suzanne Griesbach FRA 48:06; 23, Sirkka Oikarinen FIN 48:25; 24, Maryanne Torrellas USA 48:27; 25, Beverley Allen GBR 48:50; 26, Solvi Furnes NOR 49:18; 27, Graciela Mendoza MEX 49:46; 28, Hideko Hirayama JPN 49:50; 29, Emilia Cano ESP 50:11; 30, Nirva Hämäläinen FIN 52:03

Did not finish: Lorraine Jachno AUS, Barbara Kollorz FRG & Maria Grazia Orsani ITA

Disqualified: Guan Ping CHN & Olga Krishtop URS

Strakhova coped best with the 86% humidity to take the first ever championship walking gold medal at this level. The 28 year-old Soviet raced conservatively, clocking 23:21 for the first half before coming home in 20:51. Even so, she was being led by Guan Ping, who was subsequently disqualified outside the stadium. The silver went to Saxby, who was in front at halfway in 22:32. Several walkers collapsed close to the finish, victims of the difficult conditions.

Tokyo 1991

(Aug 24)

1,	Alina Ivanova	URS	42:57
2,	Madelein Svensson	SWE	43:13
3,	Sari Essayah	FIN	43:13
4,	Irina Strakhova	URS	43:40
5,	Kerry Saxby	AUS	44:02

6,	Graciela Mendoza	MEX	44:03
7,	Ileana Salvador	ITA	44:09
8,	Chen Yueling	CHN	44:11

9, Anna-Rita Sidoti ITA 44:18; 10, Beate Anders GER 44:35; 11, Katrin Born GER 44:39; 12, Katarzyna Radtke POL 44:42; 13, Maria Rószka HUN 45:00; 14, Andrea Alföldi HUN 45:22; 15, Mari Cruz Díaz ESP 45:23; 16, Emilia Caño ESP 45:32; 17, Susana Feitór POR 45:37; 18, Maricela Chávez MEX 45:54; 19, Debbi Lawrence USA 45:58; 20, Betty Sworowski GBR 45:59; 21, Pascale Grand CAN 46:17; 22, Sun Yan CHN 46:21; 23, Andrea Brückmann GER 46:23; 24, Janice McCaffrey CAN 46:33; 25, Lynn Weik USA 46:49; 26, Ivana Brozomanová TCH 46:59; 27, Victoria Herazo USA 47:10; 28, Tina Poitras CAN 47:22; 29, Reyes Sobrino ESP 47:31; 30, Yuko Sato JPN 47:37; 31, Zuzana Zemkova TCH 47:41; 32, Kamila Holpuchová TCH 48:06; 33, María Luz Colín MEX 48:27; 34, Viera Toporek AUT 48:31; 35, Hideko Hirayama JPN 48:35; 36, Isilda Gonçalves POR 48:35; 37, Fusako Masuda JPN 48:52; 38, Helen Elleker GBR 48:56; 39, Julie Drake GBR 49:47; 40, Hasiati Lawole INA 50:26; 41, Magdalena Guzmán ESA 53:44
Disqualified: Yelena Sayko URS

Ivanova was one of a group of 10 at halfway, before making a break at 7km. Chen tried to follow, but received two warnings and fell back. Ivanova was followed into the stadium by the Nordic pairing of Svensson and Essayah, with defending champion Strakhova next.

Stuttgart 1993

(Aug 14)

1,	Sari Essayah	FIN	42:59
2,	Ileana Salvador	ITA	43:08
3,	Encarna Granados	ESP	43:21
4,	Elisabetta Perrone	ITA	43:26
5,	Beate Anders	GER	43:28
6,	Katarzyna Radtke	POL	43:33
7,	Yelena Nikolayeva	RUS	43:47
8,	Yelena Sayko	RUS	43:56

9, Anna-Rita Sidoti ITA 44:13; 10, Maria Rószka HUN 44:17; 11, Susana Feitór POR 45:06; 12, Yelena Arshintseva RUS 45:17; 13, Tatyana Ragozina UKR 45:24; 14, Andrea Alföldi HUN 45:57; 15, Katrin Born GER 46:11; 16, Miriam Ramón ECU 46:13; 17, Natalya Misyulya BLR 46:22; 18, Lisa Sheridan IRL 46:31; 19, Yuko Sato JPN 46:41; 20, Ildiko Ilyés HUN 46:45; 21, Yuka Kamioka JPN 46:48; 22, Teresa Vaill USA 46:58; 23, Vicky Lupton GBR 47:03; 24, Alison Baker CAN 47:20; 25, Kamila Holpuchová TCH 47:24; 26, Yuliya Lisnik MDA 47:41; 27, Janice McCaffrey CAN 47:45; 28, Maria Colín MEX 47:51; 29, Verity Larby GBR 47:54; 30, Zuzana Zemková SVK 47:56; 31, Sonata Buksniénė LTU 48:03; 32, Liliana Bermeo COL 48:08; 33, Gabrielle Blythe AUS 48:23; 34, Tina Poitras CAN 48:24; 35, Simone Thust GER 48:38; 36, Hilde Gustafsen NOR 48:39; 37, Debbi Lawrence USA 48:53; 38, Kada Delić BIH 49:06; 39, Kjersti Tysse NOR 49:08; 40, Maricela Chavez MEX 49:18; 41, Linn Murphy NZL 49:24; 42, Julie Drake GBR 50:22; 43, Sara Standley USA 51:01; 44, Magdalena Guzman ESA 51:01; 45, Dounia Kara ALG 51:33; 46, Helen Low Guan Hoon SGP 54:07; 47, Perri Williams IRL 55:24
Did not start: Shushanik Dolmazyan ARM
Disqualified: (Tr54.7.1) Liu Hongyu CHN, Eva Machuca MEX, Madelein Svensson SWE, Yan Wang CHN & Kerry Saxby-Junna AUS

The first of Stuttgart's golds, and the first of the Mercedes car prizes, went to a 26 year-old Finn who was walking in her third world championship. Nineteenth in 1987, third in 1991, Sari Essayah took the lead at around 7km following the disqualification of Svensson, the 1991 silver medallist. The Finn speeded up thereafter, and started lapping the field. The second half of the race took her just 21:05. It was no surprise to see the experienced Salvador take a silver, but Granados was an unexpected bronze medallist in a new Spanish record.

Gothenburg 1995

(Aug 11)

1,	Irina Stankina	RUS	42:13
2,	Elisabetta Perrone	ITA	42:16
3,	Yelena Nikolayeva	RUS	42:20
4,	Sari Essayah	FIN	42:20
5,	Larisa Ramazanova	RUS	42:25
6,	Rossella Giordano	ITA	42:26
7,	Maria Urbánik	HUN	42:34
8,	Liu Hongyu	CHN	42:46

9, Kerry Saxby-Junna AUS 43:06; 10, Beate Gummelt GER 43:15; 11, Gu Yan CHN 43:27; 12, Valentina Tsybul'skaya BLR 43:34; 13, Annarita Sidoti ITA 44:06; 14, Olga Kardapol'tseva BLR 44:07; 15, Michelle Rohl USA 44:17; 16, Encarna

Granados ESP 44:19; 17, Susana Feitór POR 44:25; 18, Natalya Misyulya BLR 44:27; 19, Graciela Mendoza MEX 44:44; 20, Norica Cîmpean ROU 44:46; 21, Tina Poitras CAN 45:02; 22, Teresa Vaill USA 45:02; 23, Aniko Szabeszky HUN 45:03; 24, Debbi Lawrence USA 45:03; 25, Miriam Ramón ECU 45:04; 26, María Vasco ESP 45:05; 27, Anita Liepiņa LAT 45:12; 28, Maya Sazonova KAZ 45:13; 29, Simone Thust GER 45:24; 30, Janice McCaffrey CAN 45:41; 31, Francisca Martínez MEX 45:55; 32, Sonata Milušauskaitė LTU 45:55; 33, Deirdre Gallagher IRL 46:00; 34, Anne Manning AUS 46:04; 35, Lisa Langford GBR 46:06; 36, Marta Zukowska POL 46:14; 37, Rosario Sánchez MEX 46:54; 38, Kamila Holpuchová CZE 47:12; 39, Kada Delić BIH 47:43; 40, Kjersti Tysse NOR 47:57; 41, Giovanna Morejón BOL 48:18

Did not finish: Tatyana Ragozina UKR

Disqualified: (Tr54.7.1) Katarzyna Radtke POL, Gao Hongmiao CHN & Kathrin Boyde GER

At 18 years 135 days, Stankina replaced Ismael Kirui as the youngest ever world champion of the time. She beat a strong field which produced the quickest times ever for places between third and fifteenth. Twelve walkers were in contention at halfway with Perrone forcing the pace (21:21 at 5km).

The drama started in the final 2km when Perrone, Stankina and World Cup winner Gao moved clear. Gao was abruptly disqualified outside the stadium, leaving Stankina to win from Perrone and Nikolayeva, who suddenly and controversially caught the defending champion Essayah in the final two strides of the race.

X 10,000 Metres Walk Athens 1997

Final (Aug 7)

1,	Annarita Sidoti	ITA	42:55.49
2,	Olga Kardapol'tseva	BLR	43:30.20
3,	Valentina Tsybul'skaya	BLR	43:49.24
4,	Liu Hongyu	CHN	43:56.86
5,	Erica Alfridi	ITA	43:59.73
6,	Aniko Szabeszky	HUN	44:14.94
7,	Gu Yan	CHN	44:24.17
8,	Anita Liepiņa	LAT	45:00.56

9, Yelena Nikolayeva RUS 45:01.90; 10, Elisabetta Perrone ITA 45:16.64; 11, Maria Urbánikné-Rosza HUN 45:36.57; 12, Wang Yan CHN 46:21.69; 13, Svetlana Tolstaya KAZ 47:09.51; 14, Yuka Mitsumori JPN 47:24.22
Did not finish: Larisa Khmel'nitskaya BLR & Beate Gummelt GER
Disqualified: (Tr54.7.1) Maya Sazonova KAZ, Irina Stankina RUS & Olga Panfyorova RUS
Disqualified: (ADr10.1) (2), Olimpiada Ivanova RUS (43:07.63)

For the first and last time the women's walk was contested in these championships as a 10,000m track event; from 1999 it would be 20km on the road. Sidoti, the 1990 European champion who only came into the Italian team as a reserve, became the smallest of all world champions (she is just 1.50m or 4ft 11in tall) as she led from the second kilometre onwards for victory in 42:55.49 ... somewhat quicker than the 45:02.8 which won the last men's Olympic race at this distance on the track in 1952! Sidoti covered the first half in 21:23.72, the second in 21:31.77. Defending champion Stankina, the only opponent to stay close to Sidoti after halfway, was disqualified at 8km. Her Russian colleagues had a disastrous time also: Ivanova, who crossed the line in second place, was later stripped of her medal and banned for two years after testing positive for Stanazolol, and Olympic Champion Nikolayeva placed no higher than ninth.

First round (First 8 & 4 fastest to final) (Aug 4)

Heat 1: 1, Liepiņa 44:07.88; 2, Urbánikné-Rosza 44:13.76; 3, Kardapol'tseva 44:16.00; 4, Nikolayeva 44:16.08; 5, Khmel'nitskaya 44:18.49; 6, Wang 44:18.50; 7, Sidoti 44:19.33; 8, Panfyorova 44:22.63; 9, Svetlana Tolstaya KAZ 44:32.34; 10, Graciela Mendoza MEX 44:51.81; 11, Susana Feitór POR 45:00.77; 12, Celia Marcén ESP 45:09.85; 13, Ildikó Ilyés HUN 45:18.02; 14, Ivonne Varas MEX 47:03.18; 15, Hanne Liland NOR 47:51.23; 16, Valérie Nadaud FRA 47:52.90; 17, Kathrin Boyde GER 48:01.28; 18, Hristina Kokotou GRE 48:52.36; 19, Aida Isayeva AZE 50:44.62
Disqualified: (Tr54.7.1) Geovana Irueta BOL & Annastasia Baj MAS DQ
Heat 2: 1, Ivanova 44:31.98; 2, Alfridi 44:32.04; 3, Perrone 44:32.06; 4, Stankina 44:32.17; 5, Szabeszky 44:32.22; 6, Tsybul'skaya 44:32.24; 7, Liu 44:32.47; 8, Sazonova 44:33.48; 9, Gu 44:36.17; 10, Gummelt 44:37.78; 11, Mitsumori 44:43.99; 12, Tina Poitras CAN 45:18.76; 13, Jane Saville AUS 46:12.76; 14, Nathalie Fortain FRA 46:28.58; 15, Nora Leksir FRA 47:15.15; 16, Valentina Savchuk UKR 47:47.57; 17, Francisca Martínez MEX 48:29.81; 18, Miriam Ramón ECU 48:39.75
Disqualified: (Tr54.7.1) Cheng Tong Lean MAS & Victoria Herazo USA

20 Kilometres Walk**Seville 1999****(Aug 27)**

1,	Liu Hongyu	CHN	1:30:50
2,	Wang Yan	CHN	1:30:52
3,	Kerry Saxby-Junna	AUS	1:31:18
4,	Susana Feitór	POR	1:31:23
5,	Katarzyna Radtke	POL	1:31:34
6,	Erica Alfridi	ITA	1:32:04
7,	Jane Saville	AUS	1:32:13
8,	Maya Sazonova	KAZ	1:32:19

9, Kjersti Plätzer NOR 1:32:42; 10, María Vasco ESP 1:33:35; 11, Claudia Iovan ROU 1:33:46; 12, Yelena Nikolayeva RUS 1:34:10; 13, Hristina Deskou GRE 1:34:39; 14, Natalya Misyulya BLR 1:35:03; 15, Gao Hongmiao CHN 1:35:07; 16, Yuan Yufang MAS 1:35:31; 17, Irina Stankina RUS 1:35:42; 18, Kristina Saltanovič LTU 1:35:51; 19, Svetlana Tolstaya KAZ 1:35:54; 20, Nora Leksir FRA 1:36:17; 21, Elisabetta Perrone ITA 1:36:24; 22, Mária Urbanik-Rosza HUN 1:36:48; 23, Fatiha Ouali FRA 1:36:57; 24, Yuka Mitsumori JPN 1:37:13; 25, María Guadalupe MEX 1:37:31; 26, Teresa Linares ESP 1:37:51; 27, Rossella Giordano ITA 1:38:06; 28, Anikó Szabenczy HUN 1:38:27; 29, Jolanta Dukure LAT 1:38:34; 30, Sonata Milušauskaitė LTU 1:39:56; 31, Susan Armenta USA 1:40:20; 32, Gillian O'Sullivan IRL 1:40:33; 33, Melanie Seeger GER 1:40:51; 34, María del Rosario Sánchez MEX 1:41:04; 35, Teresita Collado GUA 1:41:12; 36, Geovana Iruستا BOL 1:41:17; 37, Hristina Kokotou GRE 1:42:50; 38, Danielle Kirk USA 1:43:27; 39, Kim Mi-Jung KOR 1:46:36

Did not finish: Larisa Khmel'nitskaya BLR, Celia Marcén ESP, Mónica Pesti HUN, Annarita Sidoti ITA, Norica Cîmpean ROU, Susan Vermeulen RSA & Valentina Savchuk UKR

Disqualified: (Tr54.7.1) Olga Kardopoltseva BLR, Ivis Martínez ESA, Graciela Mendoza MEX, Natalya Fedoskina RUS & Joanne Dow USA

China's only medals of the championships came here as Liu Hongyu and Wang Yan entered the stadium well clear of the rest and just two strides apart. Covering the final 5 kilometres in a vicious 22:11, Liu (24) won the inaugural world title at this distance. She had already won the World Cup race earlier in the year in 1:27:32, just 2 sec outside the world record she shared. Wang, who became the youngest ever world record breaker when setting 5000m figures in 1986, aged 14, added a silver to her Olympic bronze of 1996.

The bronze went to a real veteran in 38 year-old Junna-Saxby, 12 years after taking silver; although she thought she was fourth when she finished. Fedoskina, who set a world junior best of 1:27:35 for second in the World Cup, was disqualified when in third place just seven minutes from the finish, while defending champion Sidoti was a non-finisher due to stomach trouble.

high disqualification rate; a third of the starters were red-carded, though Ivanova herself never received a single warning despite leading all the way. Tsybul'skaya was a clear second and in third place Perrone and Plätzer crossed the line together. Perrone was given the verdict over the Norwegian, who was disqualified anyway.

Paris 2003**(Aug 24)**

1,	Yelena Nikolayeva	RUS	1:26:52
2,	Gillian O'Sullivan	IRL	1:27:34
3,	Valentina Tsybul'skaya	BLR	1:28:10
4,	Tatyana Gudkova	RUS	1:28:53
5,	Claudia Ștef	ROU	1:29:09
6,	Rossella Giordano	ITA	1:29:14
7,	Athanasía Tsoumeléka	GRE	1:29:34
8,	Melanie Seeger	GER	1:29:44

9, Susana Feitór POR 1:30:15; 10, Elisa Rigauđo ITA 1:30:34; 11, Jane Saville AUS 1:30:51; 12, Olive Loughnane IRL 1:30:53; 13, Xu Aihui CHN 1:31:34; 14, Kristina Saltanovič LTU 1:32:13; 15, Vera Santos POR 1:32:43; 16, Sonata Milušauskaitė LTU 1:32:58; 17, Vira Zozulya UKR 1:33:34; 18, Geovana Iruستا BOL 1:33:42; 19, Fatiha Ouali FRA 1:34:01; 20, Sabine Zimmer GER 1:34:08; 21, Barbora Dibelková CZE 1:34:44; 22, Svetlana Tolstaya KAZ 1:35:11; 23, Daniela Cîrlan ROU 1:36:02; 24, Joanne Dow USA 1:36:32; 25, Ryoko Tadamasā JPN 1:38:00; 26, Gabrielle Gorst NZL 1:38:51; 27, Monica Svensson SWE 1:39:21; 28, Teresita Collado GUA 1:41:19

Did not finish: Maite Gargallo ESP, Olimpiada Ivanova RUS, Elisabetta Perrone ITA, Rosario Sánchez MEX & María Vascó ESP

Disqualified: (Tr54.7.1) Olga Kardopoltseva BLR, Gao Kelian CHN, Song Hongjuan CHN, Mari Cruz Díaz ESP, Kim Mi-jung KOR, Yufang Yuan MAS, Kjersti Plätzer NOR, Norica Cîmpean ROU & Natalya Fedoskina RUS

At her seventh attempt, Nikolayeva became World Champion. The 37 year-old had won a bronze medal (at 10K) in 1995, the year before becoming Olympic Champion. She won in Paris with a championship record and no warnings.

After the first two laps (5K), the Russian was a close third behind O'Sullivan and Perrone. By 10K, she had a 20-second lead which had more than doubled by 15K. O'Sullivan was a clear second from Gudkova, Giordano and Tsybul'skaya. The Belarusian came through for the bronze in a new national record. The 2001 winner Ivanova led out of the stadium but retired after six minutes clutching an injured hamstring.

Edmonton 2001**(Aug 9)**

1,	Olimpiada Ivanova	RUS	1:27:48
2,	Valentina Tsybul'skaya	BLR	1:28:49
3,	Elisabetta Perrone	ITA	1:28:56
4,	Erica Alfridi	ITA	1:29:48
5,	María Vascó	ESP	1:30:19
6,	Norica Cîmpean	ROU	1:30:39
7,	Melanie Seeger	GER	1:30:41
8,	Annarita Sidoti	ITA	1:31:40

9, Guadalupe Sánchez MEX 1:32:27; 10, Victoria Palacios MEX 1:33:52; 11, Athiná Papayianni GRE 1:34:56; 12, Nevena Mineva-Dimitrova BUL 1:35:18; 13, Olive Loughnane IRL 1:35:24; 14, Kim Mi-Jung KOR 1:35:30; 15, Vira Zozulya UKR 1:35:32; 16, Geovana Iruستا BOL 1:36:50; 17, Anne Haaland Simonsen NOR 1:37:11; 18, Sonata Milušauskaitė LTU 1:37:33; 19, Debby Lawrence USA 1:37:57; 20, Karen Foan CAN 1:38:09; 21, Sofia Avoila POR 1:39:10; 22, Mara Ibañez MEX 1:39:26; 23, Fatiha Ouali FRA 1:40:16; 24, Kaori Nikaido JPN 1:40:57; 25, Jill Zenner USA 1:42:43; 26, Teresita Collado GUA 1:42:43; 27, Angela Keogh NFI 2:08:46

Disqualified: (Tr54.7.1) Natalya Fedoskina RUS, Susana Feitór POR, Ines Henriques POR, Hristina Kokotou GRE, Liu Hongyu CHN, Yelena Nikolayeva RUS, Gillian O'Sullivan IRL, Kjersti Plätzer NOR, Michelle Rohl USA, Jane Saville AUS, Kerry Saxby-Junna AUS, Maya Sazonova KAZ, Sun Chunfang CHN, Ryoko Tadamasā JPN & Svetlana Tolstaya KAZ

Ivanova, disqualified after winning silver in 1997, climbed to the top of the walking tree in 2001 with a world best of 1:24:50 before winning in Edmonton. Winning by more than one minute was testimony to the

Helsinki 2005**(Aug 7)**

1,	Olimpiada Ivanova	RUS	1:25:41
2,	Rita Turova	BLR	1:27:05
3,	Susana Feitór	POR	1:28:44
4,	María Vascó	ESP	1:28:51
5,	Barbora Dibelková	CZE	1:29:05
6,	Athiná Papayianni	GRE	1:29:21
7,	Elisa Rigauđo	ITA	1:29:52
8,	Claudia Ștef	ROU	1:30:07

9, Song Hongjuan CHN 1:30:32; 10, Yuliya Voyevodina RUS 1:30:34; 11, Melanie Seeger GER 1:31:00; 12, Kristina Saltanovič LTU 1:31:23; 13, Elena Ginko BLR 1:31:36; 14, Ana Maria Groza ROU 1:31:48; 15, Vera Santos POR 1:32:17; 16, Maite Gargallo ESP 1:32:24; 17, Svetlana Tolstaya KAZ 1:32:40; 18, Tatyana Gudkova RUS 1:33:05; 19, Geovana Iruستا BOL 1:33:19; 20, Jane Saville AUS 1:33:44; 21, Cheryl Webb AUS 1:33:58; 22, Jolanta Dukure LAT 1:34:24; 23, Sabine Zimmer GER 1:34:24; 24, Maria Galiková SVK 1:34:38; 25, Gisella Orsini ITA 1:35:05; 26, Vira Zozulya UKR 1:35:12; 27, Inês Henriques POR 1:35:44; 28, María José Poves ESP 1:36:12; 29, Kim Mi-jung KOR 1:37:01; 30, Sonata Milušauskaitė LTU 1:37:17; 31, Mayumi Kawasaki JPN 1:37:30; 32, Monica Svensson SWE 1:38:11; 33, Graciela Mendoza MEX 1:39:56; 34, Mabel Oncebay PER 1:40:46; 35, Outi Sillanpää FIN 1:41:03

Did not finish: Natalya Misyulya BLR, Wang Liping CHN, Miriam DNF ECU, Sachiko Konishi JPN, Yelena Nikolayeva RUS & Teresa Vaill USA RNF

Disqualified: (Tr54.7.1) Gulnara Mammadova AZE, Jiang Jing CHN, Cristina Lopez ESA, Athanasía Tsoumeléka GRE, Evelyn Nuñez GUA, Olive Loughnane IRL

Ivanova, holder of the fastest-ever time (an unrated 1:24:50 in 2001), and teenager Jiang were the early leaders. They passed 5km in 21:43.

Jiang dropped back and was disqualified before halfway, leaving Ivanova (42:54) with a yawning lead of more than a minute over Turova (43:59). Ivanova kept piling on the pace passing 15km in 64:05 (another 21:11 split), before finishing in an official world record of 1:25:41, beating the Belarusian by 1:25. Feitór won the bronze medal with seven seconds to spare from the fast-closing Vascó. It had not been a good day for Olympic Champions, as 2004 winner Athanasia Tsoumeléka was disqualified when in fourth place with 4km to go, while defending champion and 1996 Olympic Champion Nikolayeva failed to finish. The youthful-looking Ivanova, mother of a 15 year-old daughter, was the only one of the top six not to set a personal best, yet ironically her record netted her a \$100,000 bonus to go with the \$60,000 awarded to each individual winner in Helsinki.

Osaka 2007

(Aug 31)

1,	Olga Kaniskina	RUS	1:30:09
2,	Tatyana Shemyakina	RUS	1:30:42
3,	María Vasco	ESP	1:30:47
4,	Kjersti Plätzer	NOR	1:31:24
5,	Susana Feitor	POR	1:32:01
6,	Claudia Ștef	ROU	1:32:47
7,	Inês Henriques	POR	1:33:06
8,	Sabine Zimmer	GER	1:33:23
9,	Tatyana Sibileva	RUS	1:33:29
10,	Mayumi Kawasaki	JPN	1:33:35
11,	Vera Santos	POR	1:34:28
12,	María José Poves	ESP	1:35:06
13,	Beatriz Pascual	ESP	1:35:13
14,	Melanie Seeger	GER	1:35:30
15,	Song Hongjuan	CHN	1:35:44
16,	Yelena Ginko	BLR	1:35:59
17,	Olive Loughnane	IRL	1:36:00
18,	Zuzana Malíková	SVK	1:36:26
19,	Liu Hong	CHN	1:36:40
20,	Barbora Dibelková	CZE	1:36:45
21,	Marie Polli	SUI	1:36:54
22,	Sonata Milušauskaitė	LTU	1:37:28
23,	Sylvia Korzeniowska	POL	1:37:38
24,	Mária Gálíková	SVK	1:38:54
25,	Johanna Jackson	GBR	1:39:34
26,	Kim Mi-Jung	KOR	1:41:33
27,	Masumi Fuchise	JPN	1:41:49
28,	Svetlana Tolstaya	KAZ	1:41:54
29,	Yadira Guamán	ECU	1:42:17
30,	Tania Spindler	BRA	1:43:56
31,	Sandra Zapata	COL	1:44:42
32,	Yeliz Ay	TUR	1:45:52
33,	Geovana Irusta	BOL	1:47:15

Did not finish: Jiang Jing CHN; Athanasia Tsoumeléka GRE; Elisa Rigaudó ITA; Jolanta Dukure LAT & Olimpiada Ivanova RUS
Disqualified: (Tr54.7.1) Jane Saville AUS; Miriam Ramón ECU; Ryoko Sakakura JPN & Teresa Vaill USA

In wet, hot (29°C) and humid (70%) conditions, Kaniskina dominated the event, leading Shemyakina by 20 seconds at 5km (22:21), and almost doubling the margin to 44 seconds at halfway (44:33). Shemyakina was, in turn, almost half a minute clear of Vasco (45:53). The order remained the same for the rest of the race, with Kaniskina slowing up only in the last quarter, covered in 23:23. She won by 33 seconds from Shemyakina, while Vasco closed up to finish only five seconds behind the number two Russian. Fastest of all in the closing stages was Plätzer, whose final 5km took just 22:38. The European Champion from Belarus, Rita Turova, had two sub 1:28 clockings in 2007 and the European Cup title under her belt, but scratched from the event for medical reasons.

X Berlin 2009

(Aug 16)

1,	Olive Loughnane	IRL	1:28:58
2,	Liu Hong	CHN	1:29:10
3,	Anisya Kirlyapkina	RUS	1:30:09
4,	Vera Santos	POR	1:30:35
5,	Beatriz Pascual	ESP	1:30:40
6,	Masumi Fuchise	JPN	1:31:15
7,	Kristina Saltanovič	LTU	1:31:23
8,	Elisa Rigaudó	ITA	1:31:52
9,	Susana Feitor	POR	1:32:42
10,	Inês Henriques	POR	1:32:51
11,	Kumi Otoshi	JPN	1:33:05
12,	Larisa Yemelyanova	RUS	1:34:31
13,	Vera Sokolova	RUS	1:34:55
14,	Snezhana Yurchenko	BLR	1:34:57
15,	Ana Maria Groza	ROU	1:35:19
16,	Valentina Trapletti	ITA	1:35:33
17,	Yang Mingxia	CHN	1:35:42
18,	Zuzana Schindlerová	CZE	1:35:47
19,	Tânia Spindler	BRA	1:35:51
20,	Evaggelia Xinou	GRE	1:35:56
21,	Jess Rothwell	AUS	1:36:01
22,	Claudia Ștef	ROU	1:36:09
23,	Brigita Virbalytė	LTU	1:36:28
24,	Marie Polli	SUI	1:36:44
25,	Zuzana Malíková	SVK	1:37:47
26,	Claire Tallent	AUS	1:38:12
27,	Agnieszka Dygacz	POL	1:38:36
28,	Alessandra Picagevicz	BRA	1:38:50
29,	Geovana Irusta	BOL	1:39:16
30,	Chaima Trabelsi	TUN	1:39:50
31,	Svetlana Tolstaya	KAZ	1:40:41
32,	Johana Ordóñez	ECU	1:42:57
33,	Anamaria Greceanu	ROU	1:43:35
34,	Rachel Lavallée	CAN	1:45:45
35,	Olga Yakovenko	UKR	1:45:55
36,	Cristina López	ESA	1:47:33

Did not finish: María Vasco ESP, Sabine Krantz GER, Mária Gálíková SVK & Teresa Vaill USA
Disqualified: (Tr54.7.1) Cheryl Webb AUS, Yang Yawei CHN, Johanna Jackson GBR, María Hatzipanayiotidou GRE, Mayumi Kawasaki JPN, Kjersti Plätzer NOR & Monica Svensson SWE
Disqualified: (ADr10.8) (1,) Olga Kaniskina RUS (1:28:09)

Kaniskina was the clear favourite, having won comfortably in Osaka in 2007, and Beijing 2008. The Russian followed the pace for a quarter of the race, reaching 5km in 23:20. Shortly after she took the lead, covering the next two 5km stretches in 21:38 and 21:24 to lead by almost a minute from Loughnane and Hong.

Loughnane won the battle for second, beating Liu by 12 seconds in 1:28:58, gaining 17 seconds on Kaniskina in the last quarter of the race. The temperature, which rose from 27° at the start of the race to 30° by the end, was the prime factor in keeping the time as the slowest winning effort since 1999.

In January 2015, the Russian Anti-Doping Agency banned Kaniskina because of anomalies in her Athlete Biological Passport. They announced a three-year suspension for her backdated to 2012. Kaniskina's results over two separate intervals in 2009 and 2011 were also annulled. Those periods included the Berlin and Daegu World Championships, but World Athletics subsequently filed an appeal with the Court of Arbitration for Sport regarding the "selective disqualification of results applied by RUSADA" to Kaniskina and five other Russians. The CAS upheld the World Athletics appeal and in March 2016 it was confirmed a three year and two month ban to December 2015 and disqualification all competitive results since August 15, 2009. All of which meant that Loughnane became Ireland's second female World Champion besides Sonia O'Sullivan.

XX

Daegu 2011

(Aug 31)

1,	Liu Hong	CHN	1:30:00	
2,	Elisa Rigaudó	ITA	1:30:44	
3,	Qieyang Shenjie	CHN	1:31:14	
4,	Susana Feitor	POR	1:31:26	
5,	Ana Cabecinha	POR	1:31:36	
6,	Kristina Saltanovič	LTU	1:31:40	
7,	Beatriz Pascual	ESP	1:31:46	
8,	Inês Henriques	POR	1:32:06	
9,	Vera Sokolova	RUS	1:32:13	
10,	María Vasco	ESP	1:32:42	
11,	Gao Ni	CHN	1:32:49	
12,	Regan Lambie	AUS	1:33:38	
13,	Olive Loughnane	IRL	1:34:02	
14,	Nastassia Yatsevich	BLR	1:34:09	
15,	Jamy Franco	GUA	1:34:36	
16,	Kumi Otoshi	JPN	1:34:37	
17,	Claire Tallent	AUS	1:34:46	
18,	Mayumi Kawasaki	JPN	1:35:03	
19,	Johanna Jackson	GBR	1:35:32	
20,	Nadiya Borovska	UKR	1:35:38	
21,	Lucie Pelantová	CZE	1:35:45	
22,	Jeon Yong-Eun	KOR	1:35:52	
23,	Claudia Ștef	ROU	1:36:55	
24,	Agnese Pastare	LAT	1:37:48	
25,	Brigita Virbalytė-Dimšienė	LTU	1:38:39	
26,	María Michta	USA	1:38:54	
27,	Mária Czaková	SVK	1:39:07	
28,	Arabelly Orjuela	COL	1:39:28	
29,	Ingrid Hernández	COL	1:39:53	
30,	Zuzana Schindlerová	CZE	1:39:57	
31,	Marie Polli	SUI	1:40:28	
32,	Milángela Rosales	VEN	1:40:49	
33,	Rachel Lavallée	Seaman	CAN	1:43:31
34,	Grace Njue	KEN	1:43:59	
35,	Yadira Guamán	ECU	1:45:15	
36,	Chaima Trabelsi	TUN	1:46:29	

Did not finish: Sabine Krantz GER; Melanie Seeger GER; Masumi Fuchise JPN
Disqualified: (Tr54.7.1) Claudia Balderrama BOL; María José Poves ESP; Viktória Madarász HUN; Neringa Aidietytė LTU; María Guadalupe Sánchez MEX; Olga Yakovenko UKR
Disqualified: (ADr10.8) (1,) Olga Kaniskina RUS (1:29:42); (2,) Anisya Kirlyapkina RUS (1:30:13); (12,) Olena Shumkina UKR (1:32:17); (17,) Tatyana Mineyeva RUS (1:34:08); Semih Mutlu TUR (DNF)

Aiming to be the first three-time winner in the event (or so we thought) Kaniskina stayed within the pack of 13 through halfway (46:16) before increasing the pace with a third 5km of 21:47. At that point her lead over Kirlyapkina was five seconds. Liu, in third place just three seconds behind Kirlyapkina, got clear of the second Russian to clock 1:30:00, but finished 18 seconds behind the diminutive (1.60m/43kg) Kaniskina. In sixth place (eventually fifth) was Feitór, the only athlete to have competed in 11 World Championships, her best position being third in 2005.

Kaniskina supposedly broke the “curse” of the Daegu daily programme. The cover stars for the first four days of the competition – Steve Hooker, Usain Bolt, Dayron Robles and Yelena Isinbaeva – all failed to win medals. From March 2016, for reasons set out in the report for 2009, Kaniskina could no longer be regarded as a medallist. Her compatriot Kirdyapkina was also later caught out by irregularities in her Athlete Biological Passport. Silver to Rigauo, bronze to Qieyang.

London 2012 Olympic Games and 2013 World Athletics Championships in Moscow.” Lashmanova’s saction was confirmed in May 2022.

For two successive World Championships, Russians placing first and second in this event were disqualified. China’s original bronze-4th, which was upgraded to silver-bronze in 2019, was transformed to gold-silver with Rigauo winning bronze. Which meant that Liu ultimately became a four-time champion at this event.

XX

Moscow 2013

(Aug 13)

1,	Liu Hong	CHN	1:28:10
2,	Sun Huanhuan	CHN	1:28:32
3,	Elisa Rigauo	ITA	1:28:41
4,	Beatriz Pascual	ESP	1:29:00
5,	Anežka Drahotová	CZE	1:29:05
6,	Ana Cabecinha	POR	1:29:17
7,	Julia Takács	ESP	1:29:25
8,	Eleonora Giorgi	ITA	1:30:01
9,	Inês Henriques	POR	1:30:28
10,	Lyudmyla Olyanovska	UKR	1:30:48
11,	Antonella Palmisano	ITA	1:30:50
12,	Mayra Carolina Herrera	GUA	1:30:59
13,	Qieyang Shenjie	CHN	1:31:15
14,	Hanna Drabenia	BLR	1:31:16
15,	Vera Santos	POR	1:31:36
16,	Lorena Luaces	ESP	1:31:43
17,	Brigita Virbalytė-Dimšienė	LTU	1:31:58
18,	Kristina Saltanovič	LTU	1:32:11
19,	Sandra Arenas	COL	1:32:25
20,	Agnese Pastare	LAT	1:32:30
21,	Nastassia Yatsевич	BLR	1:32:31
22,	Yanelli Caballero	MEX	1:32:37
23,	Kumi Otoshi	JPN	1:32:44
24,	Paola Pérez	ECU	1:33:03
25,	Masumi Fuchise	JPN	1:33:13
26,	Paulina Buziak	POL	1:33:30
27,	Laura Reynolds	IRL	1:33:39
28,	Antigóni Drisbióti	GRE	1:33:42
29,	Sandra Galvis	COL	1:33:49
30,	Maria Michta	USA	1:33:51
31,	Kimberley García	PER	1:33:57
32,	Laura Polli	SUI	1:34:07
33,	Viktória Madarász	HUN	1:34:10
34,	Galina Kichigina	KAZ	1:34:18
35,	Khushbir Kaur	IND	1:34:28
36,	Jeon Yeong-Eun	KOR	1:34:29
37,	Neringa Aidietytė	LTU	1:34:32
38,	Anita Kažemáka	LAT	1:34:37
39,	Erin Gray	USA	1:34:38
40,	Agnieszka Dygacz	POL	1:34:42
41,	Tanya Holliday	AUS	1:35:18
42,	Wendy Cornejo	BOL	1:36:06
43,	Anne Halkivaha	FIN	1:36:17
44,	Nguyen Thi Thanh Phuc	VIE	1:36:27
45,	Marie Polli	SUI	1:36:31
46,	Angela Castro	BOL	1:36:33
47,	Mária Czaková	SVK	1:36:34
48,	Monica Equihua	MEX	1:36:46
49,	Katarzyna Kwoka	POL	1:36:54
50,	Jess Rothwell	AUS	1:38:03
51,	Sholpan Kozhakhmetova	KAZ	1:38:09
52,	Olga Yakovenko	UKR	1:39:58
53,	Lucie Pelantová	CZE	1:40:23

Did not finish: Mária Gálíková SVK

Disqualified: (Tr54.7.1) Mirna Ortiz GUA; Lizbeth Silva MEX; Vera Sokolova RUS; Miranda Melville USA

Disqualified: (ADr10.1) (27.) Ayman Kozhakhmetova KAZ (1:33:00)

Disqualified: (ADr10.8) (1.) Yelena Lashmanova RUS DQ (1:27:08); (2.) Anisya Kirdyapkina RUS (1:27:11); (19.) Olena Shumkina UKR (1:31:54)

The early pace was set by Rigauo and Drahotová, as 5km was passed in 23:17, with Olympic Champion Lashmanova seven seconds behind. The gap was the same at halfway, with the 18 year-old Czech walker timed in 45:20, a second ahead of Rigauo, Lashmanova and Kirdyapkina. The Russian pair applied pressure over the next quarter of the race, covering that section in 21:27 and accumulating a five-second lead over Rigauo at 15km. In sixth place was the third Russian Sokolova, who then scythed through the field towards a bronze medal, but was disqualified on reaching the stadium.

Meanwhile, Lashmanova had broken away from Kirdyapkina with a 19th kilometre in 3:58 (1:19:20 pace), but lost a lot of her advantage when becoming confused about the location of the finish when inside the stadium. “The judges didn’t really explain to us that we should do one more lap,” was her excuse.

For Lashmanova it was the final gold medal in an annual sequence of five, the previous four being World Youth 2009, World Junior 2010, European Junior 2011 and Olympic Games 2012. In January 2014 she tested positive for a performance-enhancing drug and was banned for two years. Her Moscow medal wasn’t affected, but that wasn’t the case with Kirdyapkina. In March 2019, she was disqualified across 2011-2013 for biological passport abnormalities.

On March 21, 2022 The Athletics Integrity Unit tweeted: “Following AIU charges based on LIMS [Laboratory Information Management System] data and the McLaren evidence, Russian race walker Yelena Lashmanova has been banned for two years, starting 09 March 2021, for the use of prohibited substances, a violation of World Athletics anti-doping rules.”

It added “Lashmanova has accepted the sanction proposed by the AIU, including DQ of her results b/we 18 Feb’12 & 3 Jan’14. She is set to lose gold medals from the women’s 20K race walk event at the

Beijing 2015

(Aug 28)

1,	Liu Hong	CHN	1:27:45
2,	Lu Xiuzhi	CHN	1:27:45
3,	Lyudmyla Olyanovska	UKR	1:28:13
4,	Ana Cabecinha	POR	1:29:29
5,	Antonella Palmisano	ITA	1:29:34
6,	Érica de Sena	BRA	1:30:06
7,	Brigita Virbalytė-Dimšienė	LTU	1:30:20
8,	Anežka Drahotová	CZE	1:30:32
9,	Alejandra Ortega	MEX	1:31:04
10,	Maria José Poves	ESP	1:31:06
11,	Nadiya Borovska	UKR	1:31:18
12,	Mirna Ortiz	GUA	1:31:32
13,	Rachel Seaman	CAN	1:31:39
14,	Raquel González	ESP	1:32:00
15,	Viktória Madarász	HUN	1:32:01
16,	Paola Pérez	ECU	1:32:12
17,	Nie Jingjing	CHN	1:32:40
18,	Alana Barber	NZL	1:33:20
19,	Sandra Arenas	COL	1:33:24
20,	Maria Michta-Coffey	USA	1:33:24
21,	Vera Santos	POR	1:34:01
22,	Wendy Cornejo	BOL	1:34:12
23,	Inês Henriques	POR	1:34:47
24,	Claudia Ștef	ROU	1:34:51
25,	Kumiko Okada	JPN	1:34:56
26,	Miranda Melville	USA	1:35:19
27,	Jeon Yang-Eun	KOR	1:35:48
28,	Maritza Rafaela Poncio	GUA	1:35:53
29,	Cisiane Lopes	BRA	1:36:06
30,	Mária Czaková	SVK	1:36:08
31,	Emilie Menuet	FRA	1:36:17
32,	Laura García-Caro	ESP	1:36:22
33,	Laura Polli	SUI	1:36:26
34,	Rachel Tallent	AUS	1:36:27
35,	Lee Jeong-Eun	KOR	1:36:52
36,	Lucie Pelantová	CZE	1:38:34
37,	Khushbir Kaur	IND	1:38:53
38,	Agnieszka Dygacz	POL	1:39:06
39,	Mayra Carolina Herrera	GUA	1:39:23
40,	Marie Polli	SUI	1:39:49
41,	Mária Gálíková	SVK	1:40:06

Did not finish: Kimberley García PER

Disqualified: (Tr54.7.1) Bekki Smith AUS; Claudia Balderrama BOL; Neringa Aidietytė LTU; Sapana Sapana IND; Eleonora Giorgi ITA; Elisa Rigauo ITA

Disqualified: (ADr10.8) (42.) Olena Shumkina UKR (1:41:30)

Liu and Lu were the only contenders to have ducked under 1:26 during 2015, and they led throughout the race. At 5km (22:24), only Drahotová was in touch, and by halfway (44:19) the Chinese duo led by 26 seconds. Olyanovska gained a few seconds on the leading pair in the next quarter, but then Liu/Lu finished off with the fastest 5K section – 21:21. Liu held off Lu as the younger athlete appeared unworried to place second to her more experienced compatriot.

London 2017

(Aug 13)

1,	Yang Jiayu	CHN	1:26:18
2,	Maria Guadalupe González	MEX	1:26:19
3,	Antonella Palmisano	ITA	1:26:36
4,	Érica de Sena	BRA	1:26:59
5,	Sandra Arenas	COL	1:28:10
6,	Ana Cabecinha	POR	1:28:57
7,	Kimberley García	PER	1:29:13
8,	Wang Na	CHN	1:29:26
9,	Laura García	ESP	1:29:29
10,	Mária Pérez	ESP	1:29:37
11,	Mirna Ortiz	GUA	1:30:01
12,	Viktória Madarász	HUN	1:30:05
13,	Paola Pérez	ECU	1:30:09
14,	Eleonora Giorgi	ITA	1:30:34
15,	Valentina Trapletti	ITA	1:30:35
16,	Brigita Virbalytė	LTU	1:30:45
17,	Sandra Galvis	COL	1:31:13
18,	Kumiko Okada	JPN	1:31:19
19,	Živilė Vaiciukevičiūtė	LTU	1:31:23
20,	Inna Kashyna	UKR	1:31:24
21,	Ainhoa Pinedo	ESP	1:31:28
22,	Regan Lambie	AUS	1:31:30
23,	Angela Castro	BOL	1:31:34
24,	Antigóni Drisbióti	GRE	1:32:03
25,	Maria Michta	USA	1:32:14
26,	Nastassia Yatsевич	BLR	1:32:22
27,	Barbara Kovács	HUN	1:32:44
28,	Janeth Guamán	ECU	1:33:06
29,	Bethan Davies	GBR	1:33:10
30,	Jeon Yang-Eun	KOR	1:33:29
31,	Andreea Arsine	ROU	1:33:46
32,	Valentyina Myronchuk	UKR	1:33:59
33,	Miranda Melville	USA	1:34:47
34,	Ana Veronica Rodean	ROU	1:34:50
35,	Jessica Ching Siu Nga	HKG	1:35:04
36,	Mária Czaková	SVK	1:35:11
37,	Grace Njue	KEN	1:35:22
38,	Bekki Smith	AUS	1:35:31
39,	Chahineze Nasri	TUN	1:35:45
40,	Gemma Bridge	GBR	1:36:04
41,	Johana Ordóñez	ECU	1:36:27
42,	Khushbir Kaur	IND	1:36:41
43,	Claire Tallent	AUS	1:37:05
44,	Yehualya Belete	ETH	1:37:55
45,	Monika Vaiciukevičiūtė	LTU	1:38:08
46,	Milàngela Rosales	VEN	1:38:08
47,	Diana Aydosova	KAZ	1:38:16
48,	Lee Da-Seul	KOR	1:38:54
49,	Laura Polli	SUI	1:39:05
50,	Polina Repina	KAZ	1:39:56
51,	Rita Récsi	HUN	1:40:26
52,	Regina Rykova	KAZ	1:41:59

Did not finish: Anežka Drahotová CZE

Disqualified: (Tr54.7.1) Klavdiya Afanasyeva ANA/RUS; Lu Xiuzhi CHN; Yeseida Carrillo COL; Agnese Pastare LAT; María Guadalupe Sánchez MEX; Nadiya Borovska UKR

Disqualified: (ADR10.1) Déspina Zapounidou GRE (DNF)

A pack of 10 headed the field at the halfway point, reached in 44:10, led by Palmisano. By the 15km mark the lead group was down to five, with Yang and González in front. Lu, Palmisano and de Sena were the other members of the pack.

The Brazilian lost touch a kilometre later and Palmisano fell back after 18km. Lu was eventually disqualified with a kilometre to go, although she stayed with Yang and González until there was 40m remaining. Yang went on to win by five metres. Fourteen of the top 16 set seasonal or personal bests, with de Sena setting a South American record of 1:26:59 in fourth place.

Doha 2019

(Sep 29/30)

1,	Liu Hong	CHN	1:32:53
2,	Qieyang Shenjie	CHN	1:33:10
3,	Yang Liujing	CHN	1:33:17
4,	Érica de Sena	BRA	1:33:36
5,	Sandra Arenas	COL	1:34:16
6,	Kumiko Okada	JPN	1:34:36
7,	Nanako Fujii	JPN	1:34:50
8,	Mária Pérez	ESP	1:35:43
9,	Ana Cabecinha	POR	1:36:31
10,	Jemima Montag	AUS	1:36:54
11,	Saskia Feige	GER	1:37:14
12,	Mirna Ortiz	GUA	1:37:32
13,	Antonella Palmisano	ITA	1:37:36
14,	Daryia Paluuktava	BLR	1:37:42
15,	Raquel González	ESP	1:38:02
16,	Yehualeye Beletew	ETH	1:38:11
17,	Valentina Trapletti	ITA	1:38:22
18,	Karla Jaramillo	ECU	1:38:26
19,	Anežka Drahotová	CZE	1:38:29
20,	Nadiya Borovska	UKR	1:38:35
21,	Katarzyna Zdziebło	POL	1:38:44
22,	Antigóni Drisbióti	GRE	1:38:56
23,	Živilė Vaiciukevičiūtė	LTU	1:39:26
24,	Meryem Bekmez	TUR	1:39:36
25,	Glenda Estefanía Morejón	ECU	1:39:38
26,	Grace Njue	KEN	1:39:58
27,	Alana Barber	NZL	1:40:59
28,	Angela Castro	BOL	1:41:15
29,	Inna Kashyna	UKR	1:41:44
30,	Jessica Ching Siu Nga	HKG	1:42:55
31,	Yana Smerdova	ANA/RUS	1:43:49
32,	Valeria Ortuño	MEX	1:43:51
33,	Laura García-Caro	ESP	1:44:05
34,	Rachel Seaman	CAN	1:45:40
35,	María Michta-Coffey	USA	1:46:02
36,	Noelia Vargas	CRC	1:46:30
37,	Ilse Guerrero	MEX	1:46:32
38,	Mayra Carolina Herrera	GUA	1:46:42
39,	Viktória Madarász	HUN	1:47:38

Did not finish: Viviane Lyra BRA, Leidy Guerra PER & Chahineze Nasri TUN

Disqualified: (Tr54.7.5) Katie Hayward AUS, Yang Jiayu CH & Ayşe Tekdal TUR

The former champion Liu served a brief doping ban in 2016 before winning at the Olympics, then did not compete in 2017/2018 due to maternity. She came back in style in 2019 with a world record at 50km and led a strong Chinese quartette on the Doha waterfront course. There were four because of the wildcard entrant Jiayu Yang.

All the Chinese were in the leading group of nine at halfway (27:51) with Liu in front. By 15km the four Chinese were 10m up on de Sena and Arenas. The pace quickened and Liu broke clear with a 18th kilometre of 4:17, followed up with the fastest lap of the race, 4:09. Qieyang and Liujing Yang finished next quickest for the first Chinese medal sweep since the 1993 women's 3000m run. It might have been a 1-2-3-4 had Jiayu Yang (elder sister of Liujing) not been disqualified in the 19th kilometre. The winning time was the slowest in World Championship history.

Once historic doping sanctions were fully imposed (on Olga Kaniskina then Yelena Lashmanova), Liu became a four-time champion. Her 2015 and 2019 titles were straightforward. In the meantime, she inherited the 2011 gold in 2016 and then the 2013 title in 2022.

10 & 20 KILOMETRES, 10,000 METRES WALK

Multiple Medallists:

5	Liu Hong	CHN	09-2, 11-1, 13-1, 15-1, 19-1
3	Valentina Tsybul'skaya	BLR	97-3, 01-2, 03-3
2	Kerry Saxby-Junna	AUS	87-2, 99-3
	Sari Essayah	FIN	91-3, 93-1
	Yelena Nikolayeva	RUS	95-3, 03-1
	Elisabetta Perrone	ITA	95-2, 01-3
	Olimpiada Ivanova	RUS	01-1, 05-1
	Elisa Rigaud	ITA	11-2, 13-3
	Qieyang Shenjie	CHN	11-3, 19-2

Women's 10 & 20 Kilometres, 10,000 Metres Walk, continued

Most Finals/Placings in Top Eight:

5	Nikolayeva	URS/RUS	87-5, 93-7, 95-3, 97-9, 03-1
	Liu		09-2, 11-1, 13-1, 15-1, 19-1

Most Appearances:

11	Susana Feitór	POR	91-17, 93-11, 95-17, 97-11h1, 99-4, 01-dq, 03-9, 05-3, 07-5, 09-9, 11-4
----	---------------	-----	---

National Placings:

	1	2	3	4	5	6	7	8	Points
CHN	6	5	3	1	-	-	2	3	113
ITA	1	3	3	2	2	3	2	3	81
RUS	5	1	2	1	1	-	1	1	71
POR	-	-	1	4	2	2	1	1	43
ESP	-	-	2	3	2	-	2	1	40
BLR	-	3	2	-	-	-	-	-	33
URS	2	-	-	1	1	-	-	-	25
FIN	1	-	1	1	-	-	-	-	19
AUS	-	1	1	-	1	-	1	-	19
IRL	1	1	-	-	-	-	-	-	15
BRA	-	-	-	2	-	1	-	-	13
ROU	-	-	-	-	1	2	-	1	11
MEX	-	1	-	-	-	1	-	-	10
SWE	-	1	-	-	-	1	-	-	10
CZE	-	-	-	-	2	-	-	1	9
COL	-	-	-	-	2	-	-	-	8
GER	-	-	-	-	1	-	1	2	8
JPN	-	-	-	-	-	2	1	-	8
POL	-	-	-	-	1	1	-	-	7
LTU	-	-	-	-	-	1	2	-	7
UKR	-	-	1	-	-	-	-	-	6
NOR	-	-	-	1	-	-	-	-	5
GRE	-	-	-	-	-	1	1	-	5
HUN	-	-	-	-	-	1	1	-	5
PER	-	-	-	-	-	-	1	-	2
CAN	-	-	-	-	-	-	-	1	1
KAZ	-	-	-	-	-	-	-	1	1
LAT	-	-	-	-	-	-	-	1	1
Totals	16	16	16	16	16	16	16	16	576

50 Kilometres Walk

London 2017

(Aug 13)

1,	Inês Henriques	POR	4:05:56
2,	Yin Hang	CHN	4:08:58
3,	Yang Shuqing	CHN	4:20:49
4,	Katie Burnett	USA	4:21:51
5,	Nair da Rosa	BRA	DNF*
6,	Susan Randall	USA	DNF*
	Erin Talcott	USA	DQ (Tr54.7.1)

(*Did not finish, being beyond the time limit of 4:00 at 45km)

On July 23, 2017, just three weeks before the athletes lined up, it was announced that "based on its wish to ensure gender equality on the field of play, the IAAF Council has decided to create a new 50km race walk competition for women at the IAAF World Championships London 2017." So for the first time, there would be the same number of world championship events for women as for men, 24.

A strong advocate of this development was Talcott, who had competed as part of the US men's team at the previous year's World Race Walking Team Championships in Rome. Ironically she became the only walker disqualified in the race, only getting to the 10km mark. Henriques and Yin passed halfway in 2:02:18, and the Portuguese athlete drew away after 30km, stretching a four-second lead at that point to 50 seconds by 35km. It was only in her final 5km (26:00) that Henriques began to slow noticeably, but she was still good enough to take her across the line in a world record of 4:05:56.

The Portuguese therefore earned a winner's \$60,000 plus a record bonus of \$100,000. China took silver and bronze, with Yin setting an Asian record of 4:08:58. Burnett set an American record in fourth, the last woman to complete the distance. Da Rosa and Randall were ranked in fifth and sixth place after being officially required to withdraw. They did not achieve the prescribed time limit of 4:00:00 at 45km. That placing was significant for the American. At 42, she became the oldest ever woman to place in the top eight at a World Championships.

Doha 2019**(Sep 28/29)**

1,	Liang Rui	CHN	4:23:26
2,	Li Maocuo	CHN	4:26:40
3,	Eleonora Giorgi	ITA	4:29:13
4,	Olena Sobchuk	UKR	4:33:38
5,	Ma Faying	CHN	4:34:56
6,	Khrystyna Yudkina	UKR	4:36:00
7,	Magaly Bonilla	ECU	4:37:03
8,	Julia Takács	ESP	4:38:20
9,	Paola Pérez	ECU	4:38:54
10,	Mar Juárez	ESP	4:39:28
11,	Masumi Fuchise	JPN	4:41:02
12,	Nastassia Yatskevich	BLR	4:44:01
13,	Nadzeya Darazhuk	BLR	4:47:26
14,	Aggeliki Makri	GRE	4:54:09
15,	Mara Ribeiro	POR	4:58:44
16,	Eliany Pereira	BRA	5:11:26
17,	Katie Burnett	USA	5:23:05

Did not finish: Ivana Renić CRO, Mariavittoria Becchetti ITA, Nicole Colombi ITA, Inês Henriques POR, Mária Czaková SVK & Valentyna Myronchuk UKR

The race was staged with the men's event and started thirty minutes before midnight. The athletes completed 25 laps of 2km on Doha's Corniche. Liang and Li of China, together with reigning champion Henriques, and European Champion Giorgi, formed atleading group at 10km (55:18). As the pace increased, Liang and Henriques then went clear. By the halfway point Liang led decisively from Li and Giorgio, while Henriques began to fall back. She eventually dropped out in the 37th kilometre. Liang was 1½ minutes clear of Li by 40km, and eventually won by more than three minutes. In spite of the 31°C heat and 74% humidity, 17 of the 23 starters finished and there were only four warnings in total with no disqualification or penalty waits.

50 KILOMETRES WALK**Most Appearances:**

2	Inês Henriques	POR	17-1, 19-dnf
	Katie Burnett	USA	17-4, 19-17

National Placings:

	1	2	3	4	5	6	7	8	Points
CHN	1	2	1	-	1	-	-	-	32
POR	1	-	-	-	-	-	-	-	8
UKR	-	-	-	1	-	1	-	-	8
USA	-	-	-	1	-	1	-	-	8
ITA	-	-	1	-	-	-	-	-	6
BRA	-	-	-	-	1	-	-	-	4
ECU	-	-	-	-	-	-	1	-	2
ESP	-	-	-	-	-	-	-	1	1
Totals	2	2	2	2	2	2	1	1	69

4 x 100 Metres Relay**Helsinki 1983****Final (Aug 10)**

1,	¹³¹ GDR	41.76
2,	¹⁸¹ Great Britain & NI	42.71
3,	¹²¹ Jamaica	42.73
4,	¹⁶¹ Bulgaria	42.93
5,	¹⁷¹ Canada	43.05
6,	¹⁴¹ USSR	43.22
7,	¹¹¹ France	43.40
8,	¹⁵¹ Czechoslovakia	43.78

With the United States team – minus Evelyn Ashford – missing the final after nearly dropping the baton, the GDR looked unbeatable.

However, in the final, Gladisch committed a false start, and at the second time of asking Canada were away best. On the second leg, the GDR took control through Koch and individual champion Göhr had a decisive lead on the final changeover.

The real battle was for the silver and bronze. On the outside lane, Britain's Thomas sprinted clear of Bulgaria and just held off Jamaica's Ottey for second place.

Teams:

GDR	Silke Gladisch, Marita Koch, Ingrid Auerswald, Marlies Göhr
GBR	Joan Baptiste, Kathy Cook, Beverley Callender, Shirley Thomas
JAM	Leleith Hodges, Jacqueline Pusey, Juliet Cuthbert, Merlene Ottey
BUL	Ginka Zagorcheva, Aneliya Nuneva, Nadezhda Georgieva, Pepa Pavlova

CAN	Angela Bailey, Marita Payne, Tanya Brothers, Molly Killingbeck
URS	Lyudmila Kondratyeva, Yelena Vinogradova, Irina Olkhovnikova, Olga Antonova
FRA	Marie-France Loyal, Marie-Christine Cazier, Rose-Aimée Bacoul, Liliane Gaschet
TCH	Jarmila Strejcková, Štěpánka Sokolová, Radislava Soborová, Eva Murková

First round (First 3 & 2 fastest to final) (Aug 10)

Heat 1: 1, Great Britain & NI 43.06; 2, Bulgaria 43.19; 3, USSR 43.51; 4, Czechoslovakia 43.89; (non-qualifiers) 5, FRG 44.21; 6, Italy 44.46; 7, Finland 44.77; 8, Denmark 45.04

Teams:

GBR	Joan Baptiste, Kathy Cook, Beverley Callender, Shirley Thomas
BUL	Ginka Zagorcheva, Aneliya Nuneva, Nadezhda Georgieva, Pepa Pavlova
URS	Lyudmila Kondratyeva, Yelena Vinogradova, Irina Olkhovnikova, Olga Antonova
TCH	Jarmila Strejcková, Štěpánka Sokolová, Radislava Soborová, Eva Murková
FRG	Monika Hirsch, Elke Vollmer, Michaela Schabinger, Ute Thimm
ITA	Carla Mercurio, Erika Rossi, Daniela Ferrian, Marisa Masullo
FIN	Sisko Markkanen, Helinä Marjamaa, Margaretta Honkaharju, Riitta Ketonen
DEN	Britt Hansen, Helle Theil, Lisbet Nissen-Petersen, Dorthe A. Rasmussen

Heat 2: 1, GDR 42.59; 2, Jamaica 43.10; 3, France 43.52; 4, Canada 44.19; (non-qualifiers) 5, United States 44.20; 6, Bahamas 44.76; 7, Ghana 47.51

Teams:

GDR	Silke Gladisch, Marita Koch, Ingrid Auerswald, Marlies Göhr
JAM	Leleith Hodges, Jacqueline Pusey, Juliet Cuthbert, Merlene Ottey
FRA	Marie-France Loyal, Marie-Christine Cazier, Rose-Aimée Bacoul, Liliane Gaschet
CAN	Angela Bailey, Marita Payne, Tanya Brothers, Molly Killingbeck
USA	Alice Brown, Diane Williams, Chandra Cheeseborough, Randy Givens
BAH	Shonel Ferguson, Pauline Davis, Whelma Colebrooke, Oralee Fowler
GHA	Grace Armah, Mercy Addy, Elizabeth Wilson, Mary Mensah

X**Rome 1987****Final (Sep 6)**

1,	¹⁵¹ United States	41.58
2,	¹⁶¹ GDR	41.95
3,	¹⁴¹ USSR	42.33
4,	¹²¹ Bulgaria	42.71
5,	¹⁷¹ FRG	43.20
6,	¹¹¹ Cuba	43.66
7,	¹⁸¹ France	43.75
(6,)	¹³¹ Canada	DQ (43.26)

Rightful finalists: Nigeria

The GDR faced tough opposition from the USA, and their cause was not helped by the injury to Heike Drechsler the day before the heats. The world 200m record holder was unable to take her place on the team. The GDR won their heat but were precisely one second slower than the USA's time in the other preliminary race.

In the final, the GDR took the lead on the first leg through individual winner Gladisch. Oschkenat kept that advantage down the back-straight, but the United States went in front after a scintillating bend by the Griffith. Pam Marshall extended the US lead on the anchor, running away from Marlies Göhr.

Teams & unofficial splits where known:

USA	Alice Brown, Diane Williams, Florence Griffith, Pam Marshall 10.11
GDR	Silke Gladisch, Cornelia Oschkenat, Kerstin Behrendt, Marlies Göhr 10.41
URS	Irina Slyusar, Natalya Pomoshchnikova, Natalya German, Olga Antonova 10.24
BUL	Ginka Zagorcheva, Aneliya Nuneva, Nadezhda Georgieva, Valya Demireva 10.41
FRG	Silke Knoll, Ulrike Sarvari, Andrea Thomas, Ute Thimm 10.28
CUB	Eusebia Riquelme, Aliuska López, Susana Armenteros, Liliana Allen 10.35
FRA	Françoise Leroux, Marie-Christine Cazier, Laurence Bily, Muriel Leroy 10.94
CAN	Angela Bailey, Angela Phipps, Angella Issajenko, Keturah Anderson 10.67

First round (First 3 & 2 fastest to final) (Sep 5)

Heat 1: 1, GDR 42.96; 2, FRG 43.32; 3, Bulgaria 43.50; (2,) Canada DQ (ADr11.1) (43.30); (non-qualifiers) 4, Nigeria 43.95; 5, Ghana 44.28; Brazil DNS

Teams:

GDR	Silke Gladisch, Cornelia Oschkenat, Kerstin Behrendt, Marlies Göhr
FRG	Silke Knoll, Ulrike Sarvari, Andrea Thomas, Ute Thimm

BUL	Ginka Zagorcheva, Aneliya Nuneva, Nadezhda Georgieva, Valya Demireva
NGR	Beatrice Utundu, Tina Iheagwam, Mary Onyali, Falilat Ogunkoya
GHA	Mercy Addy, Dinah Yankey, Cynthia Quartey, Martha Appiah
BRA	Inés Ribeiro, Claudilea dos Santos, Sheila dos Santos, Cleide Amaral
CAN	Angela Bailey, Angela Phipps, Angella Issajenko DQ, Keturah Anderson

Heat 2: 1, United States 41.96; 2, USSR 42.47; 3, Cuba 43.53; 4, France 43.59; (non-qualifiers) 5, Great Britain & NI 44.21; 6, Italy 44.49; 7, India 46.32

Teams:

USA	Alice Brown, Diane Williams, Florence Griffith, Pam Marshall
URS	Irina Slyusar, Natalya Pomoshchnikova, Natalya German, Olga Antonova
CUB	Eusebia Riquelme, Aliuska López, Susana Armenteros, Lilitiana Allen
FRA	Françoise Leroux, Marie-Christine Cazier, Laurence Bily, Muriel Leroy
GBR	Eleanor Cohen, Joan Baptiste, Wendy Hoyte, Paula Dunn
ITA	Rita Angotzi, Patrizia Lombardo, Annarita Balzani, Marisa Masullo
IND	Ashwini Nachappa, Vandana Shanbag, Sany Joseph, Vandana Rao

Tokyo 1991

Final (Sep 1)

1, ¹⁵¹	Jamaica	41.94
2, ¹⁶¹	USSR	42.20
3, ¹³¹	Germany	42.33
4, ¹⁴¹	Nigeria	42.77
5, ¹²¹	France	43.34
6, ¹⁸¹	Cuba	43.75
7, ¹⁷¹	Italy	43.76
8, ¹¹¹	Australia	43.79

The United States' chequered record in this event continued when their baton was dropped on the first changeover in the heats. This meant that the great Evelyn Ashford missed her final chance for a World Championship medal. The title went to a country which had more than its fair share of relay troubles in the past, Jamaica.

Germany, after an easy 41.91 in the heats, were favourites to win the final. Breuer and Krabbe gave their team an expected lead. They lost some of this on the third leg, but their hopes of winning vanished when anchor runner Drechsler started too early. She had to slow down and look round to collect the baton before the end of the zone. In the process, she lost the advantage she needed over the USSR and Jamaica. Privalova hit the front, only to be passed by the long-striding Ottey. She came from way back to score one of the most popular wins of the week. She was timed for her 100m stretch, by video analysis, in an unprecedented 9.72.

Teams:

JAM	Dahlia Duhaney, Juliet Cuthbert, Beverley McDonald, Merlene Ottey 9.72
URS	Natalya Kovtun, Galina Malchugina, Yelena Vinogradova, Irina Privalova 10.13
GER	Grit Breuer, Katrin Krabbe, Sabine Richter, Heike Drechsler 10.55
NGR	Beatrice Utundu, Rufina Ubah, Christy Opara-Thompson, Mary Onyali 10.05
FRA	Laurence Bily, Maguy Nestoret, Valérie Jean-Charles, Marie-José Pérec 10.44
CUB	Eusebia Riquelme, Aliuska López, Julia Duporty, Lilitiana Allen
ITA	Marisa Masullo, Donatella Dal Bianco, Daniela Ferriani, Rossella Tarolo 10.46
AUS	Monique Dunstan, Kathy Sambell, Melissa Moore, Kerry Johnson 10.60

First round (First 3 & 2 fastest to final) (Aug 31)

Heat 1: 1, Jamaica 42.63; 2, Nigeria 42.72; 3, USSR 42.78; 4, France 43.05; 5, Australia 43.34; (non-qualifiers) 6, Great Britain & NI 43.43; 7, Bulgaria 44.17

Teams:

JAM	Dahlia Duhaney, Juliet Cuthbert, Beverley McDonald, Merlene Frazer
NGR	Beatrice Utundu, Rufina Ubah, Christy Opara-Thompson, Mary Onyali
URS	Natalya Kovtun, Galina Malchugina, Yelena Vinogradova, Irina Privalova
FRA	Laurence Bily, Maguy Nestoret, Valérie Jean-Charles, Marie-José Pérec
AUS	Monique Dunstan, Kathy Sambell, Melissa Moore, Kerry Johnson
GBR	Stephanie Douglas, Beverly Kinch, Simone Jacobs, Paula Thomas
BUL	Petya Pendareva, Tsvetanka Ilieva, Nadezhda Georgieva, Valya Demireva Valova

Heat 2: 1, Germany 41.91; 2, Cuba 43.31; 3, Italy 43.71; (non-qualifiers) 4, Finland 43.73; 5, Spain 44.08; 6, Japan 44.85; United States DNF

Teams:

GER	Grit Breuer, Katrin Krabbe, Sabine Richter, Heike Drechsler
CUB	Eusebia Riquelme, Aliuska López, Julia Duporty, Lilitiana Allen
ITA	Marisa Masullo, Donatella Dal Bianco, Daniela Ferriani, Rossella Tarolo
FIN	Maeja Tennivaara, Sisko Hanhijoki, Sanna Hernesniemi, Miina Painilainen
ESP	Patricia Morales, Cristina Castro, Carmen García, Sandra Myers
JPN	Noriko Masaki, Kazue Kakinuma, Toshie Kitada, Ayako Nomura
USA	Carlette Guidry, Esther Jones, Dannette Young, Evelyn Ashford

Stuttgart 1993

Final (Aug 22)

1, ¹⁴¹	Russia	41.49
2, ¹³¹	United States	41.49
3, ¹⁵¹	Jamaica	41.94
4, ¹¹¹	France	42.67
5, ¹⁶¹	Germany	42.79
6, ¹⁸¹	Cuba	42.89
7, ¹⁷¹	Finland	43.37
8, ¹²¹	Great Britain & NI	43.86

Gail Devers was involved in a photo-finish yet again, but this time her famed dip was not enough to take gold. The Russian team, including three 200m finalists, led with the United States and Jamaica for the first half of the race. The Jamaicans fell back on the third leg while the leading two teams handed over together. The anchor leg brought Devers (lane 3) against Privalova (lane 4). Devers looked as if she might sprint clear, but the Russian refused to be beaten.

Just as in the individual final, the slow-motion replays and photo-finish displays did not identify the winner. Russia were eventually confirmed as the champions. "I was so nervous over the last 20m I shut my eyes," said Privalova. "I didn't know we had won and it seemed like hours rather than minutes before the result was announced."

In third place, Jamaica duplicated their winning time from Tokyo and Merlene Ottey won her 10th world championship medal.

Teams & unofficial splits where known:

RUS	Olga Bogoslovskaya, Galina Malchugina, Natalya Voronova, Irina Privalova 9.87
USA	Michelle Finn, Gwen Torrence, Wendy Vereen, Gail Devers 9.84
JAM	Michelle Freeman, Juliet Campbell, Nikole Mitchell, Merlene Ottey
FRA	Patricia Girard, Odiah Sidibé, Valérie Jean-Charles, Marie-José Pérec
GER	Andrea Philipp, Bettina Zipp, Silke Knoll, Melanie Paschke 10.16
CUB	Miriam Ferrer, Aliuska López, Julia Deporty, Lilitiana Allen
FIN	Anu Pirttimaa, Sisko Hanhijoki, Sanna Hernesniemi, Marja Salmela
GBR	Marcia Richardson, Beverly Kinch, Simone Jacobs, Paula Thomas

First round (First 3 and 2 fastest to final) (Aug 21)

Heat 1: 1, United States 42.34; 2, Jamaica 42.40; 3, Germany 42.81; 4, Finland 43.63; (non-qualifiers) 5, Chinese Taipei 44.59; 6, Thailand 44.85

Teams:

USA	Michelle Finn, Sheila Echols, Wendy Vereen, Gail Devers
JAM	Michelle Freeman, Dahlia Duhaney, Nikole Mitchell, Juliet Campbell
GER	Andrea Philipp, Bettina Zipp, Silke Knoll, Melanie Pachke
FIN	Anu Pirttimaa, Sisko Hanhijoki, Sanna Hernesniemi, Marja Salmela
TPE	Kao Yu-Chuan, Chen Shu-Chen, Hsu Pei-Chin, Wang Huei-Chen
THA	Naprat Suajongprue, Dokjun Dokdung, Ratjai Sripet, Kwuanfha Inchareon

Heat 2: 1, Russia 42.39; 2, France 43.31; 3, Cuba 43.48; 4, Great Britain & NI 43.65; (Non-qualifier) 5, Canada 44.36

Teams:

RUS	Olga Bogoslovskaya, Galina Malchugina, Natalya Voronova, Marina Trandenkova
FRA	Patricia Girard, Odiah Sidibé, Valérie Jean-Charles, Marie-José Pérec
CUB	Miriam Ferrer, Idalmis Bonne, Julia Duporty, Lilitiana Allen
GBR	Marcia Richardson, Beverly Kinch, Simone Jacobs, Paula Thomas
CAN	Camille Noel, Stacey Bowen, Sonia Paquette, Donald Duprey

Gothenburg 1995

Final (Aug 13)

1, ¹⁵¹	United States	42.12
2, ¹⁶¹	Jamaica	42.25
3, ¹⁷¹	Germany	43.01
4, ¹²¹	Bahamas	43.14
5, ¹³¹	France	43.35
6, ¹¹¹	Finland	44.46
7, ¹⁸¹	Colombia	44.61
¹⁴¹	Russia	DNF

This event was given an extra edge after Torrence's 200m disqualification, from which Ottey was the main beneficiary. The two would each run the anchor leg.

It was Germany who got the best start. The USA and Jamaica had excellent third legs and both Ottey and Torrence received their batons

simultaneously. The USA had the sharper exchange, giving Torrence an advantage which she held despite a determined effort by Ottey. The Jamaican's silver was a record 13th World Championship medal.

"We are a great team despite the fact that we couldn't practise very much," said Torrence.

Teams:

USA Celena Mondie-Milner, Carlette Guidry, Chryste Gaines, Gwen Torrence
 JAM Dahlia Duhaney, Juliet Cuthbert, Beverly McDonald, Merlene Ottey
 GER Melanie Paschke, Silke Lichtenhagen, Silke Knoll, Gabriele Becker
 BAH Eldece Clarke, Debbie Ferguson, Savatheda Fynes, Pauline Davis
 FRA Odile Singa, Frédérique Bangué, Patricia Girard, Delphine Combe
 FIN Jutta Kemila, Sanna Hernesniemi, Heidi Suomi, Heli Koivula
 COL Elia Mera, Felipa Palacios, Patricia Rodríguez, Mirtha Brock
 RUS Natalya Voronova, Galina Malchugina, Marina Trandenkova, Yekaterina Leshchova

First round (First 3 & 2 fastest to final) (Aug 12)

Heat 1: 1, United States 42.44; 2, France 42.56; 3, Bahamas 42.74; 4, Finland 43.71; (non-qualifiers) 5, Chinese Taipei 45.18; Cuba & Cameroon DQ (Tr24.7)

Teams:

USA Celena Mondie-Milner, Carlette Guidry, Chryste Gaines, D'Andre Hill
 FRA Odile Singa, Frédérique Bangué, Patricia Girard, Delphine Combe
 BAH Eldece Clarke, Debbie Ferguson, Savatheda Fynes, Pauline Davis
 FIN Jutta Kemila, Sanna Hernesniemi, Heidi Suomi, Heli Koivula
 TPE Hsu Pei-Chin, Liu Shu-Hua, Chen Shu-Chen, Wang Huei-Chen
 CUB Idalia Echevarría, Aliuska López, Virgen Benavides, Liliana Allen
 CMR Léonie Mani, Georgette Nkoma, Agnès Egbé, Sylvie Mballa Eloundou

Heat 2: 1, Jamaica 42.36; 2, Russia 42.49; 3, Germany 42.83; 4, Colombia 43.42; (non-qualifiers) 5, Great Britain & NI 43.90; Italy ITA DNF

Teams:

JAM Michelle Freeman, Dahlia Duhaney, Beverly McDonald, Merlene Ottey
 RUS Natalya Voronova, Galina Malchugina, Marina Trandenkova, Yekaterina Leshchova
 GER Melanie Paschke, Silke Lichtenhagen, Silke Knoll, Gabriele Becker
 COL Elia Mera, Felipa Palacios, Patricia Rodríguez, Mirtha Brock
 GBR Marcia Richardson, Catherine Murphy, Simmone Jacobs, Paula Thomas
 ITA Carla Tuzzi, Rossella Farina, Laura Ardissona, Manuela Levorato

Athens 1997

Final (Aug 9)

1, ¹⁵¹ United States	41.47
2, ¹⁶¹ Jamaica	42.10
3, ¹⁴¹ France	42.21
4, ¹⁷¹ Germany	42.44
5, ¹³¹ Russia	42.50
6, ¹⁸¹ Bahamas	42.77
7, ¹¹¹ Nigeria	43.27
8, ¹²¹ PR of China	43.32

The fastest ever heat time of 41.52 by the Americans suggested the GDR's 1985 world record of 41.37 would be in danger in the final, but the squad had to be content with victory in history's second quickest time of 41.47. Anchored by Devers in 9.86 for her flying 100, the USA won by a good six metres over an Ottey-less Jamaica with France (sans Pérec) setting a national record in third place. The most disappointed team must have been that from Bahamas; their winning heat time of 42.19 would have sufficed for a medal but a bungled baton change put them down to sixth in the final.

Teams:

USA Chryste Gaines, Marion Jones, Inger Miller, Gail Devers 9.86
 JAM Beverly McDonald, Merlene Frazer, Juliet Cuthbert, Beverly Grant
 FRA Patricia Girard, Christine Arron, Delphine Combe, Sylviane Félix
 GER Melanie Paschke, Esther Möller, Birgit Rockmeier, Andrea Philipp
 RUS Olga Povtaryova, Galina Malchugina, Marina Trandenkova, Yekaterina Leshchova
 BAH Eldece Clarke, Savatheda Fynes, Debbie Ferguson, Pauline Davis
 NGR Beatrice Otundu-Okoye, Endurance Ojokolo, Angie Atede, Falilat Ogunkoya
 CHN Pei Fang, Yan Jiankui, Liu Xiaomei, Li Xuemei

First round (First 3 & 2 fastest to final) (Aug 8)

Heat 1: 1, United States 41.52; 2, France 42.53; 3, Nigeria 43.00; (non-qualifiers) 4, Greece 43.15; 5, Australia 43.21; 6, Brazil 43.89; 7, Italy 44.16; Ukraine DQ (Tr24.7) (43.87)

Teams:

USA Chryste Gaines, Marion Jones, Inger Miller, Gail Devers
 FRA Frédérique Bangué, Christine Arron, Delphine Combe, Sylviane Félix
 NGR Beatrice Otundu-Okoye, Endurance Ojokolo, Angie Atede, Chioma Ajunwa
 GRE Maria Tsoni, Katerina Koffa, Marina Vasarmidou, Katerina Thanou
 AUS Nova Peris-Kneebone, Lauren Hewitt, Melinda Gainsford-Taylor, Cathy Freeman
 BRA Rita Gomes, Kátia dos Santos, Cleide Amaral, Lucimar de Moura
 ITA Elena Sordelli, Giada Gallina, Manuela Grillo, Manuela Levorato
 UKR Oksana Guskova, Viktoriya Fomenko, Iryna Pukha, Anzhela Kravchenko

Heat 2: 1, Bahamas 42.19; 2, Jamaica 42.31; 3, Germany 42.51; 4, Russia 42.69; 5, PR of China 42.92; (non-qualifiers) 6, Colombia 43.51; 7, Finland 44.08; 8, Japan 44.56

Teams:

BAH Eldece Clarke, Savatheda Fynes, Debbie Ferguson, Pauline Davis
 JAM Beverly McDonald, Merlene Frazer, Juliet Cuthbert, Beverly Grant
 GER Melanie Pasche, Esther Möller, Birgit Rockmeier, Andrea Philipp
 RUS Olga Povtaryova, Galina Malchugina, Marina Trandenkova, Yekaterina Leshchova
 CHN Pei Fang, Yan Jiankui, Liu Xiaomei, Li Xuemei
 COL Sandra Borrero, Felipa Palacios, Patricia Rodríguez, Mirtha Brock
 FIN Sanna Koivisto, Johanna Manninen, Sanna Hernesniemi, Anu Pirttimaa
 JPN Hideko Kijinami, Kaori Yoshida, Toshie Iwamoto, Motoka Arai

Seville 1999

Final (Aug 29)

1, ¹³¹ Bahamas	41.92
2, ¹⁵¹ France	42.06
3, ¹⁶¹ Jamaica	42.15
4, ¹⁴¹ United States	42.30
5, ¹²¹ Germany	42.63
6, ¹⁸¹ Canada	43.39
7, ¹⁷¹ Poland	43.51
8, ¹¹¹ Great Britain & NI	43.52

Even with Miller and Devers taking the last two legs, the USA (deprived of the injured Jones) were out of the medals as the Bahamian quartette, including Davis in her seventh World Championships, sped around for a Commonwealth record of 41.92, a time bettered only by the GDR, USA and Russia – and that by a nation of little more than quarter of a million people. Thanks to a storming last leg by Arron, France snatched second place ahead of Jamaica, for whom McDonald won a medal for the fourth time at this event. The Canadian team was led off by Bailey (37), a double sprint finalist at the inaugural 1983 World Championships.

Teams:

BAH Savatheda Fynes, Chandra Sturupp, Pauline Davis, Debbie Ferguson
 FRA Patricia Girard, Muriel Hurtis, Katia Benth, Christine Arron
 JAM Aleen Bailey, Merlene Frazer, Beverly McDonald, Peta-Gaye Dowdie
 USA Cheryl Taplin, Nanceen Perry, Inger Miller, Gail Devers
 GER Andrea Philipp, Gabriele Rockmeier, Esther Möller, Marion Wagner
 CAN Angela Bailey, Philomina Mensah, Tamara Perry, Martha Adusei
 POL Zuzanna Radecka, Irena Sznajder, Monika Borejza, Joanna Nielacna
 GBR Marcia Richardson, Shani Anderson, Christine Bloomfield, Joice Maduaka

First round (First 2 & 2 fastest to final) (Aug 28)

Heat 1: 1, United States 42.28; 2, Jamaica 42.36; 3, Great Britain & NI 43.31; (non-qualifiers) 4, Finland 43.86; 5, South Africa 44.35; 6, Greece 44.68; 7, Cameroon 45.37

Teams:

USA Cheryl Taplin, Nanceen Perry, Inger Miller, Gail Devers
 JAM Aleen Bailey, Merlene Frazer, Beverly McDonald, Peta-Gaye Dowdie
 GBR Marcia Richardson, Shani Anderson, Christine Bloomfield, Joice Maduaka
 FIN Petra Söderström, Sanna Kyllönen, Johanna Manninen, Heidi Hannula
 RSA Charlene Lawrence, Heide Seyfling, Leanie van der Walt, Wendy Hartman
 GRE Voula Patoulidou, Katerina Koffa, Marina Vasarmidou, Katerina Thanou
 CMR Esther Mvondo, Myriam Mani, Anne Marie Mouri-Nkeng, Edwige Abena Fouda

Heat 2: 1, Bahamas 42.40; 2, Germany 42.74; 3, Canada 43.27; (non-qualifiers) 4, Spain 45.14; Russia DNF; Puerto Rico DQ (Tr17.3.1)

Teams:

BAH Eldece Clarke, Chandra Sturupp, Pauline Davis, Savatheda Fynes
 GER Andrea Philipp, Gabriele Rockmeier, Esther Möller, Marion Wagner
 CAN Angela Bailey, Philomina Mensah, Tamara Perry, Martha Adusei
 ESP Carmen Blay, Julia Alba, Iglesias Arantxa, Cristina Sanz
 RUS Natalya Ignatova, Oksana Ekk, Irina Khabarova, Marina Trandenkova
 PUR Heysha Ortiz, Jennifer Caraballo, Zuleika Almodovar, Jessenia Rivera

Heat 3: 1, France 42.30; 2, Poland 43.73; (non-qualifiers) 3, Ukraine 43.80; 4, Madagascar 44.36; 5, Japan 44.80; Nigeria DQ (Tr24.7)

Teams:

FRA	Katia Benth, Muriel Hurtis, Fabé Dia, Christine Arron
POL	Marzena Pawlak, Joanna Nielacna, Monika Borejza, Zuzanna Radecka
UKR	Irina Pukha, Anzhela Kravchenko, Oksana Guskova, Anzhelika Shevchuk
MAD	Lantoniana Ramalalanirina, Ony Paule Ratsimbazafy, Rosa Rakotozafy, Hanitriniaina Rakotondrabe
JPN	Toshie Kitada, Motoka Arai, Kaori Sakagami, Yvonne Kanazawa
NGR	Glory Alozie, Joan Uduak Ekah, Mercy Nku, Endurance Ojokolo

X **Edmonton 2001****Final (Aug 11)**

1, ¹⁴¹ Germany	42.32
2, ¹³¹ France	42.39
3, ¹⁷¹ Jamaica	42.40
4, ¹⁵¹ Nigeria	42.52
5, ¹²¹ Great Britain & NI	42.60
6, ¹⁸¹ Greece	43.25
7, ¹¹¹ Russia	43.58
(1.) ¹⁶¹ United States	DQ (ADr11.1) (41.71)

Rightful finalists: Sri Lanka

Jones collected what would have been her fifth world gold with ease, because her three team-mates combined to give her a lead of three metres over the other anchor leg runners. The United States time of 41.71 was the world's fastest since Athens 1997. Germany took silver ahead of France, for whom Sidibé ran a storming anchor to overtake the Jamaicans. It was France's first medal of the week.

In 2004, the teams in places 2-8 all moved up one after US lead-off runner White admitted doping violations going back to 2000. Her team was disqualified and the golds were eventually awarded to Germany at the Berlin Golden League of 2004. Three years after that, it was Jones's turn to admit to cheating since 2000. A third US team member, Gaines, was also found guilty of a doping offence. Unlike the other two it was not for the period of the Edmonton World Championships.

Teams:

GER	Melanie Paschke, Gabi Rockmeier, Birgit Rockmeier, Marion Wagner
FRA	Sylvianne Félix, Frédérique Bangué, Muriel Hurtis, Odiah Sidibé
JAM	Juliet Campbell, Merlene Frazer, Beverly McDonald, Astia Walker
NGR	Chioma Ajunwa, Endurance Ojokolo, Mercy Nku, Mary Onyali
GBR	Marcia Richardson, Sarah Wilhelmy, Vernicha James, Abiodun Oyepitan
GRE	Yeoryia Koklóni, Efrosini Patsoú, Olga Kaidatzi, Katerína Thánou
RUS	Natalya Ignatova, Irina Khabarova, Mariya Kislova, Larisa Kruglova
USA	Kelli White DQ (ADr10.8), Chryste Gaines, Inger Miller, Marion Jones DQ (ADr10.8)

First round (First 3 & 2 fastest to final) (Aug 11)**Heat 1:** 1, Germany 42.92; 2, Nigeria 43.04; 3, Jamaica 43.09; 4, Greece 43.58; (non-qualifiers) 5, Sri Lanka 43.89; 6, Ivory Coast 44.05; 7, Canada 44.11**Teams:**

GER	Melanie Paschke, Gabi Rockmeier, Birgit Rockmeier, Marion Wagner
NGR	Chioma Ajunwa, Endurance Ojokolo, Mercy Nku, Mary Onyali
JAM	Astia Walker, Merlene Frazer, Beverly McDonald, Elva Goulbourne
GRE	Yeoryia Koklóni, Efrosini Patsoú, Olga Kaidatzi, Katerína Thánou
SRI	Susanthika Jayasinghe, Anoma Sooriyaarchchi, Nimmi De Zoysa, Damayanthi Darsha
CIV	Marie Gnahoré, Makaridja Sanganoko, Amandine Allou Affou, Louise Ayétotché
CAN	Tara Perry, Erica Witter, Esi Benyarku, Martha Adusei

Heat 2: 1, France 42.49; 2, United States 42.64; 3, Great Britain & NI 43.08; 4, Russia 43.28; (non-qualifiers) 5, Belgium 44.19; 6, Uzbekistan 45.99**Teams:**

FRA	Sylvianne Félix, Frédérique Bangué, Muriel Hurtis, Odiah Sidibé
USA	Angela Williams, Chryste Gaines, Inger Miller, Torri Edwards
GBR	Marcia Richardson, Sarah Wilhelmy, Vernicha James, Abiodun Oyepitan
RUS	Natalya Ignatova, Irina Khabarova, Mariya Kislova, Larisa Kruglova
BEL	Nancy Callaerts, Katleen De Caluwé, Elodie Ouédraogo, Kim Gevaert
UZB	Anna Kazakova, Guzel Khubbiyeva, Lyudmila Dmitriadi, Lyubov Perepelova

Paris 2003**Final (Aug 30)**

1, ¹⁶¹ France	41.78
2, ¹³¹ United States	41.83
3, ¹⁴¹ Russia	42.66

4, ¹⁵¹ Ukraine	43.07
5, ¹⁸¹ Germany	43.27
6, ¹¹¹ Belgium	43.45
7, ¹²¹ Belarus	43.47
¹⁷¹ Jamaica	DNF

The first round previewed a titanic battle between the United States and France, whose teams each won with times of 42.03 and 42.04 respectively. Whereas the French were at full strength in their heat, the US had rested the original individual 100m gold and silver medallists, Kelli White and Torri Edwards. The plan had been to bring those two in for the final, but the prospect of disqualification was hanging over White because of her positive test for a stimulant after the individual 100m. Had she contested the relay, then her team's result would have been ultimately annulled following her later admission of drug-taking. Actually White withdrew herself from consideration, but the US team for the final was still strengthened by the insertion of Edwards on the anchor.

The draw put the USA in lane 4 with France in 6. The two teams were close throughout the race with neither making major mistakes. Edwards got the baton with a slight lead. French anchor Arron was a disappointed sixth/fifth in the individual final but was a renowned relay runner. To the crowd's delight she gradually caught then passed Edwards, giving France their second gold of the day just 20 minutes after that of long jumper Eunice Barber.

Teams:

FRA	Patricia Girard, Muriel Hurtis, Sylviane Félix, Christine Arron 9.92
USA	Angela Williams, Chryste Gaines, Inger Miller, Torri Edwards
RUS	Olga Fyodorova, Yuliya Tabakova, Marina Kislova, Larisa Kruglova
UKR	Tatyana Tkalic, Anzhela Kravchenko, Yelena Pastushenko, Oksana Kaydash
GER	Melanie Paschke, Marion Wagner, Sandra Möller, Katja Wakan
BEL	Katleen de Caluwé, Audrey Rochtus, Elodie Ouédraogo, Kim Gevaert
BLR	Yuliya Nesterenko, Oksana Dragun, Yelena Nevmerzhtskaya, Natalya Safronnikova
JAM	Vonette Dixon, Elva Goulbourne, Beverly McDonald, Brigitte Foster

First round (First 2 & 2 fastest to final) (Aug 29)**Heat 1:** 1, United States 42.03; 2, Russia 42.62; 3, Belarus 43.11; (non-qualifiers) 4, Greece 43.81; 5, Spain 44.08; 6, Ivory Coast 45.60**Teams:**

USA	Angela Williams, Chryste Gaines, Inger Miller, Lauryn Williams
RUS	Olga Fyodorova, Yuliya Tabakova, Marina Kislova, Larisa Kruglova
BLR	Yuliya Nesterenko, Oksana Dragun, Yelena Nevmerzhtskaya, Natalya Safronnikova
GRE	Yeoryia Koklóni, Magdalini Padaléon, Marina Vasarmidou, Katerína Thánou
ESP	Carmen Blay, Belén Recio, Cristina Sanz, Glory Alozie
CIV	Matagari Diazasouba, Affoué Allou, Marie Gnahore, Louise Ayétotché

Heat 2: 1, Ukraine 43.26; 2, Belgium 43.36; (non-qualifiers) 3, Bahamas 43.64; 4, Cuba 43.82; 5, Netherlands 43.96; 6, Australia 44.11**Teams:**

UKR	Tatyana Tkalic, Anzhela Kravchenko, Yelena Pastushenko, Oksana Kaydash
BEL	Katleen de Caluwé, Audrey Rochtus, Elodie Ouédraogo, Kim Gevaert
BAH	Tamicka Clarke, Savatheda Fynes, Debbie Ferguson, Shandria Brown
CUB	Dainelky Pérez, Roxana Díaz, Virgen Benavides, Mileydis Lazo
NED	Joan van den Akker, Jacqueline Poelman, Pascal van Assendelft, Annemarie Kramer
AUS	Amy Harris, Sharon Cripps, Lauren Hewitt, Sally McLellan

Heat 3: 1, France 42.04; 2, Jamaica 43.05; 3, Germany 43.34; (non-qualifiers) 4, Japan 44.57; 5, Uzbekistan 45.74; Sweden DNF; Slovenia DQ (Tr24.7) (44.81)**Teams:**

FRA	Patricia Girard, Muriel Hurtis, Sylviane Félix, Christine Arron
JAM	Lacena Golding-Clarke, Elva Goulbourne, Beverly McDonald, Brigitte Foster
GER	Melanie Paschke, Marion Wagner, Sandra Möller, Katja Wakan
JPN	Tomoko Ishida, Ayumi Suzuki, Kaori Sakagami, Motoka Arai
UZB	Guzel Khubbiyeva, Lyudmila Dmitriadi, Anna Kazakova, Anastasiya Zhuravlyeva
SWE	Susanna Kallur, Carolina Klüft, Jenny Kallur, Jenny Ljunggren
SLO	Alenka Bikar, Kristina Zumer, Maja Nose, Merlene Ottey

Helsinki 2005**Final (Aug 13)**

1, ¹⁶¹ United States	41.78
2, ¹⁴¹ Jamaica	41.99

3, ¹⁵¹ Belarus	42.56
4, ¹³¹ France	42.85
5, ¹⁷¹ Brazil	42.99
6, ¹¹¹ Colombia	43.07
7, ¹⁸¹ Nigeria	43.25
8, ¹²¹ Poland	43.49

The United States were the fastest in the heats, clocking 42.16 in the first heat with the Bahamian team failing to finish after Sturup was accidentally knocked over while waiting for the baton at the start of the backstraight. France edged Jamaica in the second race and Belarus won the final heat in 42.80, where Russia messed up their final baton change and did not finish.

Using the same squad in the final, the United States team was led off by Daigle, who ran even with Nesterenko, and a metre ahead of Jamaica. Lee then held Simpson, with Belarus losing ground. Barber extended the US lead to 3m, and 100m winner Lauryn Williams took the US team to a 2m win, as Campbell gained a metre on the last leg. Belarus held on to third place, as Arron closed quickly to take the slow-starting French team from sixth to fourth on the anchor leg. Barber became only the second athlete to win gold in both relays, the other being Gwen Torrence in 1993. Allyson Felix was to follow soon. The winning time was identical to that of 2003.

Teams:

USA	Angela Daigle, Muna Lee, Me'Lisa Barber, Lauryn Williams
JAM	Danielle Browning, Sherone Simpson, Aleen Bailey, Veronica Campbell
BLR	Yuliya Nesterenko, Natalya Sologub, Yelena Nevmerzhitskaya, Oksana Dragun
FRA	Patricia Buval, Lina Jacques-Sebastien, Fabé Dia, Christine Arron
BRA	Raquel da Costa, Lucimar de Moura, Tathiana Regina Ignácio, Luciana dos Santos
COL	Melisa Murillo, Felipa Palacios, Darlenis Obregón, Norma González
NGR	Gloria Kemasuode, Endurance Ojokolo, Damola Osayomi, Mercy Nku
POL	Iwona Dorobisz, Daria Onysko, Dorota Dydo, Iwona Brzezińska

First round (First 2 & 2 fastest to final) (Aug 12)

Heat 1: 1, United States 42.16; 2, Nigeria 43.53; (non-qualifiers) 3, Sweden 43.67; 4, Great Britain & NI 43.83; Bahamas DNF; Netherlands DQ (Tr24.7)

Teams:

USA	Angela Daigle, Muna Lee, Me'Lisa Barber, Lauryn Williams
NGR	Gloria Kemasuode, Endurance Ojokolo, Damola Osayomi, Mercy Nku
SWE	Emma Rienas, Carolina Klüft, Jenny Kallur, Susanna Kallur
GBR	Emily Freeman, Emma Ania, Laura Turner, Katherine Endacott
BAH	Tamicka Clarke, Chandra Sturup, Savatheda Fynes, Philippa Arnett-Willie
NED	Pascal van Assendelft, Jacqueline Poelman, Annemarie Kramer, Judith Baarssen

Heat 2: 1, France 42.86; 2, Jamaica 42.97; 3, Colombia 43.03; 4, Brazil 43.22; (Non-qualifier) 5, Italy 44.03

Teams:

FRA	Patricia Buval, Lina Jacques-Sebastien, Fabé Dia, Christine Arron
JAM	Danielle Browning, Sherone Simpson, Beverly McDonald, Aleen Bailey
COL	Melisa Murillo, Felipa Palacios, Darlenis Obregón, Norma González
BRA	Raquel da Costa, Lucimar de Moura, Tathiana Regina Ignácio, Luciana dos Santos
ITA	Elena Sordelli, Vincenza Cali, Manuela Grillo, Maria Aurora Salvagno
FIN	Ilona Ranta, Katja Salivaara, Sari Keskitalo, Heidi Hannula

Heat 3: 1, Belarus 42.80; 2, Poland 43.37; 3, Belgium 43.40; 4, Ukraine 43.62; 5, Japan 44.52; Russia DNF

Teams:

BLR	Yuliya Nesterenko, Natalya Sologub, Yelena Nevmerzhitskaya, Oksana Dragun
POL	Iwona Dorobisz, Daria Onysko, Dorota Dydo, Iwona Brzezińska
BEL	Katleen de Caluwe, Nancy Callaerts, Elodie Ouédraogo, Kim Gevaert
UKR	Iryna Kozhemyakina, Iryna Shepetyuk, Iryna Shtanhyeyeva, Yelena Pastushenko
JPN	Tomoko Ishida, Ayumi Suzuki, Yuka Sato, Sakie Nobuoka
RUS	Yekaterina Kondratyeva, Yuliya Gushchina, Irina Khabarova, Larisa Kruglova

Osaka 2007

Final (Sep 1)

1, ¹⁴¹ United States	41.98
2, ¹⁷¹ Jamaica	42.01
3, ¹⁶¹ Belgium	42.75
4, ¹²¹ Great Britain & NI	42.87

5, ¹⁵¹ Russia	42.97
6, ¹⁸¹ Belarus	43.37
7, ¹³¹ Germany	43.51
8, ¹⁹¹ Poland	43.57

The top teams were evenly-matched on the first leg of the final, with Williams and Brooks both clocked in 11.05 by the Biomechanics Team of World Athletics and the JAAF. Felix opened up a gap of a metre on Stewart, and the US lead was increased on the third leg as Barber gained a further metre on Facey. Edwards (10.21) held off Campbell (10.06) by half a metre, though Campbell was closing in rapidly on the American at the finish. Britain led the chasing group at the final exchange, but Gevaert took Belgium from sixth to third with a stirring anchor leg of 10.17.

Teams & unofficial splits where known:

USA	Lauryn Williams 11.05, Allyson Felix 10.28, Mikele Barber 10.44, Torri Edwards 10.21
JAM	Sheri-Ann Brooks 11.05, Kerron Stewart 10.38, Simone Facey 10.52, Veronica Campbell 10.06
BEL	Olivia Borlée 11.37, Hanna Mariën 10.71, Elodie Ouédraogo 10.50, Kim Gevaert 10.17
GBR	Laura Turner 11.13, Montell Douglas 10.70, Emily Freeman 10.55, Joice Maduaka 10.49
RUS	Yekaterina Grigorieva 11.20, Natalia Rusakova 10.72, Yuliya Gushchina 10.36, Yevgeniya Polyakova 10.69
BLR	Anastasia Shuliak, Natalya Safronnikova, Yelena Nevmerzhitskaya, Oksana Dragun
GER	Katja Wakan, Cathleen Tschirch, Johanna Kedzierski, Verena Sailer
POL	Marta Jeschke, Daria Korczyńska, Dorota Jędrusińska, Ewelina Klocek

First round (First 3 & 2 fastest to final) (Sep 1)

Heat 1: 1, Belgium 42.85; 2, Russia 42.90; 3, Belarus 43.16; (non-qualifiers) 4, PR of China 43.39; 5, Finland 43.41; 6, Nigeria 43.58; 7, France 43.88; 8, Australia 43.91; 9, Brazil 44.64

Teams:

BEL	Olivia Borlée, Hanna Mariën, Elodie Ouédraogo, Kim Gevaert
RUS	Irina Khabarova, Natalia Rusakova, Yuliya Gushchina, Yevgeniya Polyakova
BLR	Anastasia Shuliak, Natalya Safronnikova, Yelena Nevmerzhitskaya, Oksana Dragun
CHN	Tao Yujia, Chen Jue, Jiang Lan, Qin Wangping
FIN	Heidi Hannula, Sari Keskitalo, Ilona Ranta, Johanna Manninen
NGR	Gloria Kemasuode, Endurance Ojokolo, Damola Osayomi, Franca Idoko
FRA	Carima Louami, Muriel Hurtis-Houairi, Fabienne Beret-Martinel, Christine Arron
AUS	Sally McLellan, Melanie Kleeberg, Crystal Attenborough, Fiona Cullen
BRA	Tathiana Regina Ignácio, Lucimar de Moura, Thaïssa Presti, Luciana dos Santos

Heat 2: 1, United States 42.24; 2, Jamaica 42.70; 3, Great Britain & NI 42.82; 4, Germany 43.17; 5, Poland 43.25; (non-qualifiers) 6, Ghana 43.76; Cuba DQ (Tr17.2.2); Japan DQ (Tr24.7); Ukraine DNF

Teams:

USA	Carmelita Jeter, Mechelle Lewis, Mikele Barber, Lauryn Williams
JAM	Sheri-Ann Brooks, Kerron Stewart, Simone Facey, Shelly-Ann Fraser
GBR	Laura Turner, Montell Douglas, Emily Freeman, Joice Maduaka
GER	Katja Wakan, Cathleen Tschirch, Johanna Kedzierski, Verena Sailer
POL	Marta Jeschke, Daria Korczyńska, Dorota Jędrusińska, Ewelina Klocek
GHA	Giftly Addy, Elizabeth Amolofo, Esther Dankwah, Vida Anim
CUB	Virgen Benavides, Roxana Díaz, Mileidys Lazo, Yenima Arencibia
JPN	Saori Kitakaze, Sakie Nobuoka, Mayumi Watanabe, Momoko Takahashi
UKR	Yelena Chebanu, Nataliya Pohrebnyak, Iryna Shtanhyeyeva, Iryna Shepetyuk

X

Berlin 2009

Final (Aug 22)

1, ¹⁵¹ Jamaica	42.06
2, ¹³¹ Bahamas	42.29
3, ¹⁴¹ Germany	42.87
4, ¹⁶¹ Brazil	43.13
5, ¹¹¹ Great Britain & NI	43.16
6, ¹²¹ Trinidad & Tobago	43.43
7, ¹⁷¹ Colombia	43.71
(4), ¹⁸¹ Russia	DQ (ADr11.1) (43.00)

Rightful finalists: Poland

In the Beijing Olympics neither of the favoured teams, the USA and Jamaica had won a medal. The bad luck continued for the US despite having clocked 41.58 – the best time of the 21st century – two weeks

earlier. This time, their third-leg woman Lee suffered an unfortunate injury at the point of changeover.

The Jamaican squad – which controversially omitted Veronica Campbell-Brown – clocked a snappy 41.88 in the heats but were not as quick in the final though Facey was slightly ahead of the Bahamas at the first changeover. Fraser, the 100m winner, added a metre to the Jamaican lead ahead of Sturup, and Bailey. Stewart began with a 2m lead which she maintained over Ferguson-McKenzie. Germany held off Russia (later disqualified) and Brazil for the bronze medal.

Teams & unofficial splits where known:

JAM	Simone Facey 11.70, Shelly-Ann Fraser 10.04, Aleen Bailey 10.49, Kerron Stewart 9.83
BAH	Sheniqua Ferguson 11.76, Chandra Sturup 10.09, Christine Amertil 10.50, Debbie Ferguson-McKenzie 9.94
GER	Marion Wagner 11.84, Anne Möllinger 10.25, Cathleen Tschirch 10.52, Verena Sailer 10.26
BRA	Rosemar Maria Neto, Lucimar de Moura, Thaissa Presti, Vanda Gomes
GBR	Laura Turner, Montell Douglas, Emily Freeman, Emma Ania
TTO	Reyare Thomas, Kelly-Ann Baptiste, Ayanna Hutchinson, Semoy Hackett
COL	Yomara Hinestroza, Felipa Palacios, Darlenis Obregón, Norma González
RUS	Yevgeniya Polyakova, Aleksandra Fedoriva, Yulia Gushchina, Yuliya Chermoshanskaya DQ (ADr10.8)

First round (First 2 & 2 fastest to final) (Aug 22)

Heat 1: 1, Jamaica 41.88; 2, Bahamas 42.66; 3, Trinidad & Tobago 43.22; (non-qualifiers) 4, Ukraine 43.77; 5, Saint Kitts & Nevis 43.98; 6, Belgium 43.99

Teams & unofficial splits where known:

JAM	Simone Facey 11.46, Shelly-Ann Fraser 10.05, Aleen Bailey 10.43, Kerron Stewart 9.94
BAH	Sheniqua Ferguson, Chandra Sturup, Christine Amertil, Debbie Ferguson-McKenzie
TTO	Reyare Thomas, Kelly-Ann Baptiste, Ayanna Hutchinson, Semoy Hackett
URK	Yelena Chebanu, Nataliya Pohrebnyak, Mariya Ryemyen, Hrustyna Stuy
SKN	Tanika Liburd, Meritzer Williams, Tameka Williams, Virgil Hodge
BEL	Olivia Borlée, Hanna Mariën, Elodie Ouédraogo, Anne Zagre

Heat 2: 1, Germany 42.96; 2, Colombia 43.30; 3, Great Britain & NI 43.34; (non-qualifiers) 4, Belarus 44.12; 5, Thailand 44.59; Nigeria DQ (ADr11.1) (46.54)

Teams

GER	Marion Wagner, Anne Möllinger, Cathleen Tschirch, Verena Sailer
COL	Yomara Hinestroza, Felipa Palacios, Darlenis Obregón, Norma González
GBR	Laura Turner, Montell Douglas, Emily Freeman, Emma Ania
BLR	Anna Bogdanovich, Oksana Dragun, Alena Kievich, Yuliya Nesterenko
THA	Sangwan Jaksunin, Orranut Klomdee, Jutamass Tawoncharoen, Jintara Seangdee
NGR	Toyin Augustus DQ (ADr10.1), Halimat Ismaila, Seun Adigun, Damola Osayomi

Heat 3: 1, Brazil 43.07; (3,) Russia DQ (ADr11.1) (43.18); (non-qualifiers) 2, Poland 43.63; 3, Japan 44.24; United States DNF

Teams

BRA	Rosemar Maria Neto, Lucimar de Moura, Thaissa Presti, Vanda Gomes
POL	Iwona Ziółkowska, Marta Jeschke, Dorota Jędrusińska, Iwona Brzezińska
JPN	Chisato Fukushima, Momoko Takahashi, Mayumi Watanabe, Maki Wada
USA	Lauryn Williams, Alex Anderson, Muna Lee, Carmelita Jeter
RUS	Yevgeniya Polyakova, Aleksandra Fedoriva, Yulia Gushchina, Natalia Rusakova (Team disqualified because of association with squad member Yuliya Chermoshanskaya)

XX

Daegu 2011

Final (Sep 4)

1, ¹⁴¹ United States	41.56
2, ¹⁶¹ Jamaica	41.70
3, ¹⁸¹ Ukraine	42.51
4, ¹⁵¹ France	42.70
5, ¹⁷¹ Nigeria	42.93
6, ¹²¹ Brazil	43.10
(4,) ¹³¹ Trinidad & Tobago	DQ (ADr11.1) (42.58)
(5,) ¹¹¹ Russia	DQ (ADr11.1) (42.93)

Rightful finalists: Netherlands, Colombia

Jamaica took an early lead with Fraser-Pryce, and the Jamaicans handed over a metre to the good. Felix gained slightly on Stewart, and a better changeover gave the US the advantage. Myers handed to Jeter with

nearly 2m advantage over Campbell-Brown, and the 100m champion lost a metre of that of that to finish in 41.56, the eighth-fastest ever. Behind them the Ukraine (42.51) were able to hold off Trinidad (42.58) for the bronze medal, though the latter were disqualified when a doping violation of Hackett was confirmed. This turned out to be just the third time in nine races in the 21st century that both Jamaica and the USA had legitimately finished in a global 4x100 metre championship. Felix collected a record eighth gold medal from these championships.

Teams:

USA	Bianca Knight, Allyson Felix, Marshvet Hooker, Carmelita Jeter 9.94
JAM	Shelly-Ann Fraser-Pryce, Kerron Stewart, Sherone Simpson, Veronica Campbell-Brown 9.84
UKR	Olesya Povh, Nataliya Pogrebnyak, Mariya Ryemyen, Hrustyna Stuy 10.30
FRA	Myriam Soumaré, Céline Distel, Lina Jacques-Sébastien, Véronique Mang 10.41
NGR	Gloria Asumnu, Damola Osayomi, Agnes Osazuwa, Blessing Okagbare 10.38
BRA	Ana Cláudia Silva, Vanda Gomes, Franciela Krasucki, Rosângela Santos 10.58
TTO	Kai Selvon, Kelly-Ann Baptiste, Semoy Hackett DQ (ADr10.8), Michelle-Lee Ahye 10.36
RUS	Yulia Gushchina DQ (ADr10.8), Natalia Rusakova, Yyelizaveta Savlinis, Aleksandra Fedoriva 10.84

First round (First 2 & 2 fastest to final) (Sep 4)

Heat 1: 1, Jamaica 42.23; 2, France 42.60; 3, Brazil 42.92; (non-qualifiers) 4, Colombia 43.53; 5, Japan 43.83; 6, Spain 46.24; PR of China DQ (Tr16.8)

Teams:

JAM	Shelly-Ann Fraser-Pryce, Kerron Stewart, Sherone Simpson, Jura Levy
FRA	Myriam Soumaré, Céline Distel, Lina Jacques-Sébastien, Véronique Mang
BRA	Ana Cláudia Silva, Vanda Gomes, Franciela Krasucki, Rosângela Santos
COL	Yomara Hinestroza, Maria Alejandra Idrobo, Darlenis Obregón, Norma González
JPN	Nao Okabe, Momoko Takahashi, Chisato Fukushima, Saori Imai
ESP	Plácida Martínez, Amparo Cotán, Concepción Montaner, Ruth Beitia
CHN	Wei Yongli, Liang Qiuping, Jiang Lan, Tao Yujia

Heat 2: 1, Ukraine 42.63; (1,) Trinidad & Tobago DQ (ADr11.1) (42.50); (2,) Russia DQ (ADr11.1) (42.78); (non-qualifiers) 3, Australia 43.79; 4, Great Britain & NI 43.95; 5, Korea 46.14; Poland DNF

Teams:

UKR	Olesya Povh, Nataliya Pogrebnyak, Mariya Ryemyen, Hrustyna Stuy
AUS	Hayley Butler, Melissa Breen, Charlotte Van Veenendaal, Sally Pearson
GBR	Tiffany Porter, Anyika Onuora, Laura Turner, Jeanette Kwakye
KOR	Eom Ji-Su, Kim So-Yeon, Lee Sun-Ae, Park So-Yeon
POL	Anna Kielbasińska, Marika Popowicz, Marta Jeschke, Agnieszka Ligieža
TTO	Kai Selvon, Kelly-Ann Baptiste, Semoy Hackett DQ (ADr10.8), Michelle-Lee Ahye
RUS	Yulia Gushchina DQ (ADr10.1), Natalia Rusakova, Yyelizaveta Savlinis, Aleksandra Fedoriva

Heat 3: 1, United States 41.94; 2, Nigeria 42.74; (non-qualifiers) 3, Netherlands 43.44; 4, Switzerland 44.04; 5, Belarus 44.38; 6, Bahamas 50.62; Germany DNF

Teams:

USA	Bianca Knight, Shalonda Solomon, Marshvet Hooker, Alexandria Anderson
NGR	Gloria Asumnu, Damola Osayomi, Agnes Osazuwa, Blessing Okagbare
NED	Kadene Vassell, Dafne Schippers, Anouk Hagen, Jamile Samuel
SUI	Clélia Reuse, Jacqueline Gasser, Ellen Sprunger, Léa Sprunger
BLR	Anna Bogdanovich, Yuliya Balykina, Alena Neumiarzhitskaya, Hanna Liapishka
BAH	Sheniqua Ferguson, Nivea Smith, Anthonique Strachan, Debbie Ferguson-McKenzie
GER	Yasmin Kwadwo, Anne Cibis, Cathleen Tschirch, Marion Wagner

Moscow 2013

Final (Aug 18)

1, ¹⁶¹ Jamaica	41.29
2, ¹⁵¹ United States	42.75
3, ¹³¹ Great Britain & NI	42.87
4, ¹¹¹ Germany	42.90
5, ¹²¹ Russia	42.93
6, ¹⁷¹ Canada	43.28
¹⁴¹ France	DQ (Tr24.7) (42.73)
¹⁸¹ Brazil	DNF

The top seeds dominated the heats. Jamaica took the first race in 41.87, then the USA won other heat in 41.82. Second in those races were France (42.25) and Brazil (42.29). Of the four teams, only one would

have an unsullied race in the final two hours later. Over the first two legs Jamaica and USA had a great battle, with Russell for Jamaica leading Tarmoh, and then Anderson coming back at Stewart after a poor Jamaican baton pass. The race was lost by the USA on the second changeover, when Gardner had to virtually stop to receive the baton after starting far too soon. Jamaica were already 10m down the track when the US baton pass was completed, and with Fraser-Pryce on the last leg (clocking 9.75), the gold medal was a Jamaican certainty.

The USA were in sixth place at the last changeover, but fought their way to third, which became second when – after having received silver medals – France were belatedly disqualified after a zone infringement at the second changeover. Britain were promoted from fourth to bronze, meaning that their lead-off runner Asher-Smith (17) became the then third youngest-ever World Championship medallist after Sally Barsosio (1993 women's 10,000m) and Darrel Brown (2001 men's 4x100m relay).

Teams

JAM	Carrie Russell, Kerron Stewart, Schillonie Calvert, Shelly-Ann Fraser-Pryce 9.75
USA	Jeneba Tarmoh, Alex Anderson, English Gardner, Octavious Freeman
GBR	Dina Asher-Smith, Ashleigh Nelson, Annabelle Lewis, Hayley Jones
GER	Yasmin Kwadwo, Inna Weit, Tatjana Pinto, Verena Sailer
RUS	Olga Belkina, Natalya Rusakova, Yelizaveta Savlinis, Yelena Bolsun
CAN	Crystal Emmanuel, Kimberley Hyacinthe, Shai Davis, Khamica Bingham
FRA	Céline Distel-Bonnet, Ayodelé Ikuesan, Myriam Soumaré, Stella Akakpo
BRA	Evelyn dos Santos, Ana Cláudia Silva, Franciela Krasucki, Vanda Gomes

First round (First 2 & 2 fastest to final) (Aug 18)

Heat 1: 1, Jamaica 41.87; 2, France 42.25; 3, Germany 42.65; (non-qualifiers) 4, Netherlands 43.26; 5, Dominican Republic 43.28; Nigeria DQ (Tr24.7) (47.94)

Teams

JAM	Carrie Russell, Kerron Stewart, Schillonie Calvert, Sheri-Ann Brooks
FRA	Céline Distel-Bonnet, Ayodelé Ikuesan, Myriam Soumaré, Stella Akakpo
GER	Yasmin Kwadwo, Inna Weit, Tatjana Pinto, Verena Sailer
NED	Kadene Vassell, Dafne Schippers, Madiea Ghafoor, Jamile Samuel
DOM	Mariely Sánchez, Fani Chala, Marleni Mejia, Margarita Manzueta
NGR	Peace Uko Alphoncus, Patience Okon, Stephanie Kalu, Regina George

Heat 2: 1, Great Britain & NI 42.75; 2, Canada 42.99; (non-qualifiers) 3, Switzerland 43.21; 4, Italy 44.05; Bahamas DQ (Tr17.3.1) (42.72); (3), Ukraine DQ (ADr11.1) (43.12)

Teams

GBR	Dina Asher-Smith, Ashleigh Nelson, Annabelle Lewis, Hayley Jones
CAN	Crystal Emmanuel, Kimberley Hyacinthe, Shai Davis, Khamica Bingham
SUI	Mujinga Kambundji, Marisa Lavanchy, Ellen Sprunger, Léa Sprunger
ITA	Audrey Alloh, Marzia Caravelli, Ilenia Draisci, Martina Amidei
UKR	Olesya Povh, Nataliya Pohrebnyak, Mariya Ryemyen, Yelizaveta Bryzgina
BAH	Sheniqua Ferguson, Shaunae Miller, Cache Armbrister, Debbie Ferguson McKenzie

Heat 3: 1, United States 41.82; 2, Brazil 42.29; 3, Russia 42.94; (non-qualifiers) 4, Trinidad & Tobago 43.01; 5, Poland 43.18; 6, Colombia 43.65; 7, PR of China 44.22

Teams

USA	Jeneba Tarmoh, Alex Anderson, English Gardner, Octavious Freeman
BRA	Evelyn dos Santos, Ana Cláudia Silva, Franciela Krasucki, Rosângela Santos
RUS	Olga Belkina, Natalya Rusakova, Yelizaveta Savlinis, Yelena Bolsun
TTO	Kamaria Durant, Michelle-Lee Ahye, Reyare Thomas, Kai Selvon
POL	Marika Popowicz, Weronika Wedler, Ewelina Ptak, Marta Jeschke
COL	Yomara Hinestroza, Alejandra Idrovo, Darlenis Obregón, Eliecet Palacios
CHN	Tao Yujia, Li Meijuan, Liang Xiaojing, Wei Yongli

X Beijing 2015

Final (Aug 29)

1, ¹⁶¹ Jamaica	41.07
2, ¹⁵¹ United States	41.68
3, ¹⁴¹ Trinidad & Tobago	42.03
4, ¹⁷¹ Great Britain & NI	42.10
5, ¹³¹ Germany	42.64
6, ¹⁹¹ Canada	43.05
¹²¹ Netherlands	DQ (Tr24.7)
¹⁸¹ Russia	DQ (ADr11.1) (DNF)

Rightful finalists: Brazil

The Jamaicans were again at full strength with World Champions on legs one and four and new star Thompson on the third. Conversely, the United States were without their number one sprinter Tori Bowie, who was taken out of consideration for the relay pool after missing two relay practice sessions earlier in the summer.

Campbell-Brown gained over a metre on Gardner at the start. Morrison and particularly Thompson stretched the advantage over Felix and Prandini, leading by 1½ metres at the final change-over. In third was Trinidad and Tobago just ahead of the Netherlands, who botched their take-over and were disqualified. Fraser-Pryce gained over four metres on the anchor, with Jamaica running 41.08, the second-fastest time in history.

Teams:

JAM	Veronica Campbell-Brown, Natasha Morrison, Elaine Thompson, Shelly-Ann Fraser-Pryce
USA	English Gardner, Allyson Felix, Jenna Prandini, Jasmine Todd
TTO	Kelly-Ann Baptiste, Michelle-Lee Ahye, Reyare Thomas, Semoy Hackett
GBR	Asha Philip, Dina Asher-Smith, Jodie Williams, Desiree Henry
GER	Rebekka Haase, Alexandra Burghardt, Gina Lückenkemper, Verena Sailer
CAN	Crystal Emmanuel, Kimberley Hyacinthe, Isatu Fofanah, Khamica Bingham
NED	Nadine Visser, Dafne Schippers, Naomi Sedney, Jamile Samuel
RUS	Marina Panteleyeva, Kseniya Ryzhova, Yelizaveta Demirova, Anna Kukushkina

First round (First 3 & 2 fastest to final) (Aug 29)

Heat 1: 1, Jamaica 41.84; 2, Great Britain & NI 42.48; 3, Canada 42.60; (4,) Russia DQ (ADr11.1) (43.09); (non-qualifiers) 4, PR of China 43.18; 5, Poland 43.20; 6, Italy 43.22; Nigeria DQ (ADr11.1) (43.89)

Teams:

JAM	Sherone Simpson, Natasha Morrison, Kerron Stewart, Shelly-Ann Fraser-Pryce
GBR	Asha Philip, Jodie Williams, Bianca Williams, Desiree Henry
CAN	Crystal Emmanuel, Kimberley Hyacinthe, Isatu Fofanah, Khamica Bingham
CHN	Liang Xiaojing, Kong Lingwei, Lin Huijun, Wei Yongli
POL	Agata Forkasiewicz, Anna Kielbasińska, Weronika Wedler, Marta Jeschke
ITA	Giulia Riva, Irene Siragusa, Anna Bongiorno, Gloria Hooper
NGR	Gloria Asumnu, Stephanie Kalu, Deborah Odeyemi DQ (ADr10.8), Cecilia Francis
RUS	Marina Panteleyeva (DQ) (ADr10.8), Kseniya Ryzhova, Yelizaveta Demirova, Yekaterina Smirnova

Heat 2: 1, United States 42.00; 2, Trinidad & Tobago 42.24; 3, Netherlands 42.32; 4, Germany 42.64; (non-qualifiers) 5, Brazil 43.15; 6, Switzerland 43.38; 7, France 43.58; 8, Ukraine 43.59

Teams:

USA	English Gardner, Allyson Felix, Jenna Prandini, Jasmine Todd
TTO	Kelly-Ann Baptiste, Michelle-Lee Ahye, Reyare Thomas, Khalifa St. Fort
NED	Nadine Visser, Dafne Schippers, Naomi Sedney, Jamile Samuel
GER	Rebekka Haase, Alexandra Burghardt, Gina Lückenkemper, Verena Sailer
BRA	Bruna Jéssica Farias, Franciela Krasucki, Vitoria Cristina Rosa, Rosângela Santos
SUI	Marisa Lavanchy, Léa Sprunger, Mujinga Kambundji, Sarah Atcho
FRA	Lénora Guion-Firmin, Stella Akakpo, Maroussia Pare, Céline Distel-Bonnet
UKR	Olesya Povh, Nataliya Strohova, Hrustyna Stuy, Nataliya Pygyda

London 2017

Final (Aug 12)

1, ¹⁴¹ United States	41.82
2, ¹⁵¹ Great Britain & NI	42.12
3, ¹⁷¹ Jamaica	42.19
4, ¹⁶¹ Germany	42.36
5, ¹⁹¹ Switzerland	42.51
6, ¹³¹ Trinidad & Tobago	42.62
7, ¹⁸¹ Brazil	42.63
8, ¹²¹ Netherlands	43.07

The Jamaicans had a metre advantage over Britain and the US after the first changeover. The biomechanical evidence shows that Britain led at 200m in 21.34, but then lost ground on the change between Henry and Asher-Smith. Jamaica then edged ahead, but it all changed

again in the final transition. The last Jamaican changeover (from Facey to Forbes) took an horrendous 1.10, for a total zone time of 2.26. Their chances of gold were ended, and that was almost the case also with the USA. Their final exchange element took a moderate 0.69 and occurred dangerously late in the zone, with anchor woman Bowie needing to look back. Britain also had an average pass by their standards (0.55) and it meant the Bowie's raw speed at the end took the gold. A second for her and a 10th for Felix.

Teams & unofficial splits: (From biomechanical analysis, including reaction time)

USA	Aaliyah Brown 11.51, Allyson Felix 9.97, Morolake Akinosun 10.22, Tori Bowie 10.12
GBR	Asha Philip 11.53, Desiree Henry 9.81, Dina Asher-Smith 10.62, Daryll Neita 10.16
JAM	Jura Levy 11.40, Natasha Morrison 10.02, Simone Facey 10.33, Shashalee Forbes 10.44
GER	Tatjana Pinto 11.56, Lisa Mayer 10.31, Gina Lückenkemper 10.14, Rebekka Haase 10.35
SUI	Ajla Del Ponte 11.83, Sarah Atcho 10.09, Mujinga Kambundji 10.26, Salomé Kora 10.33
TTO	Semoy Hackett 11.79, Michelle-Lee Ahye 10.07, Khalifa St. Fort 10.71, Kelly-Ann Baptiste 10.05
BRA	Franciela Krasucki 11.92, Ana Cláudia Silva 10.27, Vitoria Cristina Rosa 10.39, Rosângela Santos 10.05
NED	Tessa van Schagen 11.90, Dafne Schippers 9.97, Naomi Sedney 10.55, Jamile Samuel 10.65

First round (First 3 & 2 fastest to final) (Aug 12)

Heat 1: 1, United States 41.84; 2, Great Britain & NI 41.93; 3, Switzerland 42.50; 4, Netherlands 42.64; (non-qualifiers) 5, France 42.92; 6, Ghana 43.68; 7, Ecuador 43.94

Teams & unofficial splits: (From biomechanical analysis, including reaction time)

USA	Aaliyah Brown 11.35, Allyson Felix 10.04, Morolake Akinosun 10.26, Ariana Washington 10.19
GBR	Asha Philip 11.44, Desiree Henry 10.01, Dina Asher-Smith 10.32, Daryll Neita 10.16
SUI	Ajla Del Ponte 11.47, Sarah Atcho 10.49, Mujinga Kambundji 10.14, Salomé Kora 10.40
NED	Madiëa Ghafoor 11.51, Dafne Schippers 10.27, Naomi Sedney 10.48, Jamile Samuel 10.38
FRA	Orlann Ombissa-Dzangue 11.44, Ayodelé Ikuesan-Oudart 10.38, Maroussia Pare 10.62, Carolle Zahi 10.48
GHA	Flings Owusu-Agyapong 11.54, Gemma Acheampong 10.80, Akua Obeng-Akrofi 10.92, Janet Amponsah 10.42
ECU	Yuliana Angúlo 11.71, Narcisca Landázuri 10.85, Romina Cifuentes 11.21, Angela Tenorio 10.17

Heat 2: 1, Germany 42.34; 2, Jamaica 42.50; 3, Brazil 42.77; 4, Trinidad & Tobago 42.91; (non-qualifiers) 5, Ukraine 43.77; 6, Kazakhstan 45.47; Bahamas DNF; PR of China DQ (Tr24.7)

Teams & unofficial splits: (From biomechanical analysis, including reaction time)

GER	Tatjana Pinto 11.55, Lisa Mayer 10.34, Gina Lückenkemper 10.31, Rebekka Haase 10.14
JAM	Christiana Williams 11.44, Natasha Morrison 10.32, Jura Levy 10.53, Shashalee Forbes 10.21
BRA	Franciela Krasucki 11.70, Ana Cláudia Silva 10.61, Vitoria Cristina Rosa 10.53, Rosângela Santos 9.93
TTO	Kelly-Ann Baptiste 11.55, Michelle-Lee Ahye 10.27, Semoy Hackett 10.67, Khalifa St. Fort 10.42
UKR	Alina Kalistratova 11.90, Yelizaveta Bryzgina 10.63, Yana Kachur 10.73, Hanna Plotitsyna 10.51
KAZ	Rima Kashafutdinova 12.04, Viktoriya Zybalkina 11.44, Svetlana Golendova 11.28, Olga Safronova 10.71
BAH	Devynne Charlton, Carmiesha Cox, Jenae Ambrose, Tynia Gaither (no splits computed)
CHN	Tao Yujia, Wei Yongli, Ge Manqi, Liang Xiaojing (no splits computed)

Several key competitors were out of action, with the US suffering worst of all without individual 100m entrants Tori Bowie and English Gardener. Jamaica were also missing Elaine Thompson. Those two squads duly won their heats, but only Jamaica were able to bring in rested talent for the final when 400m star Jackson replaced Morrison on the anchor. The US fielded the same team as in the heats while Britain were weakened when 100m semi-finalist Lansiquot got injured warming up.

The US had a slight advantage over Jamaica at the end of the first leg, and then Fraser-Pryce blasted the second stage in 9.7, gaining 2m on Asher-Smith and twice that on everyone else. At the last changeover Jamaica had a clear lead which Jackson (10.03) held to the finish. Britain (Neita 10.04) drew clear for the silvers. The win gave Fraser-Pryce her ninth World Championship gold.

Teams & unofficial splits where known:

JAM	Nataliah Whyte 11.3, Shelly-Ann Fraser-Pryce 9.7, Jonielle Smith 10.4, Shericka Jackson 10.03
GBR	Asha Philip 11.6, Dina Asher-Smith 9.9, Ashleigh Nelson 10.4, Daryll Neita 10.04
USA	Dezerea Bryant 11.3, Teahna Daniels 10.2, Morolake Akinosun 10.4, Kiara Parker 10.25
SUI	Ajla Del Ponte 11.5, Sarah Atcho 10.3, Mujinga Kambundji 10.2, Salomé Kora 10.30
GER	Lisa Marie Kwayie 11.5, Yasmin Kwadwo 10.4, Jessica-Bianca Wessolly 10.4, Gina Lückenkemper 10.2
TTO	Semoy Hackett 11.7, Kelly-Ann Baptiste 10.1, Mauricia Prieto 10.6, Kamaria Durant 10.29
ITA	Johanelis Herrera Abreu 11.8, Gloria Hooper 10.3, Anna Bongiorni 10.6, Irene Siragusa 10.3
CHN	Liang Xiaojing, Wei Yongli, Kong Lingwei, Ge Manqi

First round (First 3 & 2 fastest to final) (Oct 4)

Heat 1: 1, United States 42.46; 2, Trinidad & Tobago 42.75; 3, Switzerland 42.82; (non-qualifiers) 4, Netherlands 43.01; 5, Kazakhstan 43.79; 6, Denmark 43.92; Australia DNF; France DQ (Tr24.7) (43.95)

Teams & unofficial splits where known:

USA	Dezerea Bryant 11.5, Teahna Daniels 10.2, Morolake Akinosun 10.5, Kiara Parker 10.26
TTO	Semoy Hackett 11.6, Kelly-Ann Baptiste 10.2, Reyare Thomas 10.51, Kamaria Durant 10.5
SUI	Ajla Del Ponte, Sarah Atcho, Mujinga Kambundji, Salomé Kora
NED	Nargélis Statia Pieter, Marije van Hunenstijn, Jamile Samuel, Naomi Sedney
KAZ	Rima Kashafutdinova, Elina Mikhina, Svetlana Golendova, Olga Safronova
DEN	Astrid Glenner-Frandsen, Ida Kathrine Karstoft, Mette Graversgaard, Mathilde U. Kramer
AUS	Melissa Breen, Nana Owusu-Afryiye, Maddie Coates, Celeste Mucci
FRA	Carolle Zahi, Cynthia Leduc, Estelle Raffai, Orlann Ombissa-Dzangue

Heat 2: 1, Jamaica 42.11; 2, Great Britain & NI 42.25; 3, PR of China 42.36; 4, Germany 42.82; 5, Italy 42.90; (non-qualifiers) 6, Nigeria 43.05; 7, Ghana 43.62; Brazil DQ (Tr17.3.1) (42.68)

Teams & unofficial splits where known:

JAM	Nataliah Whyte 11.5, Shelly-Ann Fraser-Pryce 10.0, Jonielle Smith 10.4, Natasha Morrison 10.2
GBR	Asha Philip 11.5, Imani Lansiquot 10.3, Ashleigh Nelson 10.5, Daryll Neita 10.0
CHN	Liang Xiaojing 11.4, Wei Yongli 10.2, Kong Lingwei 10.5, Ge Manqi 10.3
GER	Lisa Marie Kwayie, Yasmin Kwadwo, Jessica-Bianca Wessolly, Gina Lückenkemper
ITA	Johanelis Herrera Abreu, Gloria Hooper, Anna Bongiorni, Irene Siragusa
NGR	Joy Udo-Gabriel, Blessing Okagbare, Mercy Ntia-Obong, Rosemary Chukwuma
GHA	Flings Owusu-Agyapong, Gemma Acheampong, Persis Williams-Mensah, Hor Halutie
BRA	Bruna Jéssica Farias, Vitoria Cristina Rosa, Lorraine Martins, Rosângela Santos

Doha 2019

Final (Oct 5)

1, ¹⁴¹ Jamaica	41.44
2, ¹⁶¹ Great Britain & NI	41.85
3, ¹⁷¹ United States	42.10
4, ¹⁹¹ Switzerland	42.18
5, ¹²¹ Germany	42.48
6, ¹⁵¹ Trinidad & Tobago	42.71
7, ¹³¹ Italy	42.98
¹⁸¹ PR of China	DQ (Tr24.7)

4 x 100 METRES RELAY

Multiple Medallists:

6	Beverly McDonald	JAM	91-1, 95-2, 97-2, 99-3, 01-3, 05-2h2
	Shelly-Ann Fraser/Pryce	JAM	07-2h2, 09-1, 11-2, 13-1, 15-1, 19-1
5	Kerron Stewart	JAM	07-2, 09-1, 11-2, 13-1, 15-1h1
4	Juliet Cuthbert	JAM	83-3, 91-1, 95-2, 97-2
	Merlene Ottey	JAM	83-3, 91-1, 93-3, 95-2
	Merlene Frazer	JAM	91-1h1, 97-2, 99-3, 01-3
	Veronica Campbell/Brown	JAM	05-2, 07-2, 11-2, 15-1
	Allyson Felix	USA	07-1, 11-1, 15-2, 17-1

Women's 4x100 Metres Relay, continued

Multiple medallists

3	Dahlia Duhaney	JAM	91-1, 93-2h1, 95-2
	Chryste Gaines	USA	95-1, 97-1, 03-2
	Christine Arron	FRA	97-3, 99-2, 03-1
	Sylviane Félix	FRA	97-3, 01-2, 03-1
	Patricia Leno/Girard	FRA	97-3, 99-2, 03-1
	Aleen Bailey	JAM	99-3, 05-2, 09-1
	Muriel Hurtis	FRA	99-2, 01-2, 03-1
	Lauryn Williams	USA	03-1h1, 05-1, 07-1
	Sherone Simpson	JAM	05-2, 11-2, 15-1h1
	Simone Facey	JAM	07-2, 09-1, 17-3
	Dina Asher-Smith	GBR	13-3, 17-2, 19-2
	Natasha Morrison	JAM	15-1, 17-3, 19-1h2
2	25 Women		

Most Finals:

6	McDonald	JAM	91-1, 95-2, 97-2, 99-3, 01-3, 03-dnf
---	----------	-----	--------------------------------------

Most Appearances:

7	McDonald	JAM	91-1, 95-2, 97-2, 99-3, 01-3, 03-dnf/final, 05-2h2
	Debbie Ferguson/McKenzie	BAH	95-4, 97-6, 99-1, 03-3h2, 09-2, 11-6h3, 13-dq/h2

National Placings:

	1	2	3	4	5	6	7	8	Points
JAM	5	5	5	-	-	-	-	-	105
USA	7	4	1	1	-	-	-	-	95
GER	2	1	3	3	6	-	1	-	82
FRA	1	2	1	3	2	-	2	-	55
GBR	-	3	1	2	2	-	-	2	47
RUS	1	-	1	-	3	-	1	-	28
BAH	1	1	-	1	-	1	-	-	23
NGR	-	-	-	2	1	-	2	-	18
URS	-	1	1	-	-	1	-	-	16
TTO	-	-	1	-	-	3	-	-	15
BRA	-	-	-	1	1	1	1	-	14
CAN	-	-	-	-	1	3	-	-	13
UKR	-	-	1	1	-	-	-	-	11
BLR	-	-	1	-	-	1	1	-	11
BUL	-	-	-	2	-	-	-	-	10
BEL	-	-	1	-	-	1	-	-	9
SUI	-	-	-	1	1	-	-	-	9
CUB	-	-	-	-	-	3	-	-	9
COL	-	-	-	-	-	1	2	-	7
FIN	-	-	-	-	-	1	1	-	5
ITA	-	-	-	-	-	-	2	-	4
POL	-	-	-	-	-	-	1	2	4
GRE	-	-	-	-	-	1	-	-	3
AUS	-	-	-	-	-	-	-	1	1
CHN	-	-	-	-	-	-	-	1	1
NED	-	-	-	-	-	-	-	1	1
TCH	-	-	-	-	-	-	-	1	1
Totals	17	17	17	17	17	17	14	8	597

Less than three hours after taking the 200m title, Koch sped away from the opposition to open up a 25m gap with a split of 48.55. Some of this ground was lost on the final changeover. RübSam started a little early and Koch had to lunge three times before the baton was successfully passed. The USSR were now a clear second.

The GDR's lead proved too much for Kratochvílová, who nevertheless moved into second place with a brilliant 47.75. The winning time was the fourth quickest ever, and might well have been a world record had it not been for the fumble on the last exchange.

"That last race was the hardest," said Koch. "I could feel every one of the 11 races I had already run."

Teams & unofficial splits:

GDR	Kerstin Walther 50.95, Sabine Busch 49.45, Marita Koch 48.55, Dagmar RübSam 50.78
TCH	Tařana Kocembová 48.93, Milena Matejkovičová 52.13, Zuzana Moravčiková 51.51, Jarmila Kratochvílová 47.75
URS	Yelena Korban 51.51, Marina Ivanova 49.84, Irina Baskakova 50.38, Mariya Pinigina 49.79
CAN	Charmaine Crooks 51.95, Jillian Richardson 51.95, Molly Killingbeck 52.43, Marita Payne 51.08
USA	Roberta Belle 53.63, Easter Gabriel 52.08, Rosalyn Bryant 51.41, Denean Howard 50.45
FRG	Rita Daimer 54.40, Ute Thimm 51.62, Gisela Gottwald 52.78, Gaby Bussmann 50.63
BUL	Svobodka Damyanova 53.85, Rositsa Stamenova 51.24, Katya Ilieva 52.87, Galina Penkova 52.40
ROU	Iulia Radu 54.14, Daniela Matei 53.13, Cristieana Cojocar 53.86, Elena Lina 54.48

First round (First 3 & 2 fastest to final) (Aug 13)

Heat 1: 1, United States 3:26.82; 2, Canada 3:27.21; 3, Czechoslovakia 3:27.60; 4, FRG 3:29.70; 5, Romania 3:30.96 (All qualified)

Teams & unofficial splits:

USA	Roberta Belle 52.52, Easter Gabriel 52.50, Rosalyn Bryant 50.69, Denean Howard 51.11
CAN	Charmaine Crooks 51.45, Jillian Richardson 53.20, Molly Killingbeck 50.82, Marita Payne 51.74
TCH	Milena Matejkovičová 53.32, Zuzana Moravčiková 52.10, Tařana Kocembová 50.24, Jarmila Kratochvílová 51.94
FRG	Rita Daimer 52.82, Ute Thimm 53.10, Gisela Gottwald 52.54, Gaby Bussmann 51.24
ROU	Iulia Radu 53.38, Daniela Matei 52.37, Cristieana Cojocar 51.93, Elena Lina 53.28

Heat 2: 1, USSR 3:28.77; 2, GDR 3:29.05; 3, Bulgaria 3:31.11; (non-qualifiers) 4, Jamaica 3:34.17; 5, Puerto Rico 3:42.79

Teams & unofficial splits:

URS	Yelena Korban 50.85, Marina Ivanova 51.10, Irina Baskakova 52.17, Mariya Pinigina 54.65
GDR	Kerstin Walther 52.40, Udine Bremer 51.57, Ellen Fiedler 51.73, Sabine Busch 53.35
BUL	Svobodka Damyanova 53.61, Rositsa Stamenova 51.66, Katya Ilieva 52.42, Galina Penkova 53.42
JAM	Cathy Rattray 52.80, Ovrill Brown 52.66, Jacqueline Pusey 53.14, Grace Jackson 55.57
PUR	Madeline de Jesús 54.03, Vilma Paris 55.87, Margaret de Jesús 56.27, Nilsa Paris 56.62

4 x 400 Metres Relay

Helsinki 1983

Final (Aug 14)

1,	GDR	3:19.73
2,	Czechoslovakia	3:20.32
3,	USSR	3:21.16
4,	Canada	3:27.41
5,	United States	3:27.57
6,	FRG	3:29.43
7,	Bulgaria	3:30.36
8,	Romania	3:35.61

A third Helsinki gold medal for Kratochvílová looked a distinct possibility, especially as the GDR would apparently be without her arch rival Koch, who had not raced at 400m all year.

Czechoslovakia, the GDR and the USSR dominated the final from start to finish. By putting individual silver medallist Kocembová on the first leg, the Czechs expected to get a big lead and this they managed when a terrific 48.93 split gave her team an advantage of 15m. The two Czech "weak links", Matejkovičová and Moravčiková, followed. Matejkovičová lost all that advantage on the second leg as the GDR, through Busch, moved ahead. Then came the GDR's masterstroke: the insertion of Koch on stage three.

Rome 1987

Final (Sep 6)

1,	GDR	3:18.63
2,	USSR	3:19.50
3,	United States	3:21.04
4,	Canada	3:24.11
5,	FRG	3:24.94
6,	Jamaica	3:27.51
7,	France	3:27.60
8,	Bulgaria	3:30.24

Busch claimed her third World Championship gold medal when she comfortably held off individual champion Bryzgina on the anchor leg.

The GDR looked vulnerable without Marita Koch and were only fifth after the first changeover. However, Emmelmann's stint of 49.1 followed by Müller's 48.64 gave Busch a 15m advantage at the last changeover. The United States were an isolated third.

Teams & unofficial splits:

GDR	Dagmar Neubauer 51.4, Kirsten Emmelmann 49.1, Petra Müller 48.64, Sabine Busch 49.48
-----	--

URS	Aelita Yurchenko 51.2, Olga V. Nazarova 50.2, Mariya Pinigina 49.09, Olga Bryzgina 49.03
USA	Diane Dixon 50.9, Denean Howard 50.3, Valerie Brisco 49.97, Lillie Leatherwood 49.86
CAN	Charmaine Crooks 51.0, Molly Killingbeck 51.5, Marita Payne 51.02, Jillian Richardson 50.59
FRG	Ute Thimm 50.85, Helga Arendt 52.9, Gudrun Abt 50.86, Gisela Kinzel 50.58
JAM	Cathy Rattray 51.8, Sandra Farmer 52.6, Ilrey Oliver 51.78, Sandie Richards 51.31
FRA	Nathalie Simon, Nadine Debois, H�el�ene Huart 51.53, Fabienne Ficher 51.23
BUL	Tsvetanka Ilieva 51.6, Rositsa Stamenova 52.7, Pepa Pavlova 53.78, Yuliana Marinova 52.19

First round (First 3 & 2 fastest to final) (Sep 5)

Heat 1: 1, USSR 3:20.75; 2, United States 3:22.32; 3, Canada 3:24.50; 4, France 3:27.76; (non-qualifiers) 5, Cuba 3:29.78; 6, Kenya 3:30.16; 7, Brazil 3:30.91; 8, India 3:31.55

Teams & unofficial splits where known:

URS	Aelita Yurchenko, Olga V. Nazarova, Mariya Pinigina 49.80, Olga Bryzgina 50.10
USA	Diane Dixon, Denean Howard, Valerie Brisco 49.95, Lillie Leatherwood 51.10
CAN	Charmaine Crooks, Molly Killingbeck, Marita Payne 51.21, Jillian Richardson 51.63
FRA	Nathaline Simon, Nadine Debois, H�el�ene Huart 51.74, Fabienne Ficher 51.91
CUB	Esther Petit�on, Odalis Hern�andez, Tania Fern�andez 52.86, Ana Quirot 49.96
KEN	Geraldine Shitandayi, Florence Wanjiru, Esther Kavaya 53.57, Francisca Chepkurui 51.86
BRA	Suzete Montalvaio, Maria Fialho Bortolucci, Soraya Telles 53.02, Maria Figueir�do 50.59
IND	Vandana Shanbag, Vandana Rao, Shiny Abraham 52.28, PT Usha 51.04

Heat 2: 1, GDR 3:22.97; 2, Bulgaria 3:25.85; 3, FRG 3:26.75; 4, Jamaica 3:27.13; (non-qualifiers) 5, Hungary 3:31.56; 6, Italy 3:31.72; 7, Spain 3:32.01; 8, Ireland 3:32.56

Teams & unofficial splits where known:

GDR	Kirsten Emmelmann, Dagmar Neubauer, Cornelia Ulrich 50.41, Petra M�uller 49.20
BUL	Malena Andonova, Rositsa Stamenova, Pepa Pavlova 51.81, Yuliana Marinova 52.08
FRG	Karin Lix, Helga Arendt, Gudrun Abt 51.36, Gisela Kinzel 51.15
JAM	Cathy Rattray 52.13, Sandie Richards, Sandra Farmer 51.94, Ilrey Oliver 49.58
HUN	Erzsebet Szab�, Erika Szopori, Noemi B�tori 51.91, Judit Forg�acs 52.10
ITA	Rossana Morabito, Cosetta Campana, Nevja Pistrino 53.77, Erica Rossi 52.06
ESP	Rosa Colorado, Cristina P�rez, Montserrat Pujol 54.92, Blanca Lacambra 51.55
IRL	Carroll Walsh, Barbara Johnson, Patricia Walsh 51.77, Patricia Amond 53.64

Tokyo 1991**Final (Sep 1)**

1,	USSR	3:18.43
2,	United States	3:20.15
3,	Germany	3:21.25
4,	Great Britain & NI	3:22.01
5,	Nigeria	3:24.45
6,	Canada	3:27.42
7,	Spain	3:27.57
8,	Hungary	3:29.07

The United States opened up a big lead on the first leg but were reeled in by the Soviet Union. Thanks to a sub-49 leg by Olga V. Nazarova, Bryzgina – the reigning Olympic Champion – took over level with Lillie Leatherwood on the anchor leg. The American proved to be no match for Bryzgina, who won her third (and the USSR's final) World Championship gold.

Germany's bronze medal was due to the inclusion of double sprint champion Krabbe on the second leg. She clocked 49.8 to bring her team up from sixth to third. They lost this place temporarily to Great Britain before Breuer produced the fastest split of the day on the anchor leg.

Teams & unofficial splits:

URS	Tatyana Ledovskaya 51.7, Lyudmila Dzhigalova 49.2, Olga V. Nazarova 48.87, Olga Bryzgina 48.67
USA	Rochelle Stevens 50.8, Diane Dixon 49.7, Jearl Miles 49.24, Lillie Leatherwood 50.38
GER	Uta Rohl�nder 52.0, Katrin Krabbe 49.8, Christine Wachtel 50.76, Grit Breuer 48.65
GBR	Lorraine Hanson 51.8, Phylis Smith 51.0, Sally Gunnell 49.46, Linda Keough 49.71
NGR	Fatimat Yusuf 51.57, Mary Onyali 51.63, Airat Bakare 51.28, Charity Opara 49.97
CAN	Rosie Edeh 51.9, Karen Clarke 52.1, Cheryl Allen 52.51, Charmaine Crooks 50.89
ESP	Julia Merino 52.2, Blanca Lacambra 52.0, Sandra Myers 50.85, Gregoria Ferrer 52.56
HUN	Edit Moln�r 54.0, �gnes Koz�ry 51.4, No�mi B�tori 51.76, Judit Forg�acs 51.87

First round (First 3 & 2 fastest to final) (Aug 31)

Heat 1: 1, United States 3:24.92; 2, Germany 3:25.93; 3, Canada 3:27.15; 4, Hungary 3:28.38; (non-qualifiers) 5, Switzerland 3:30.32; 6, Norway 3:32.76

Teams:

USA	Rochelle Stevens, Diane Dixon, Natasha Kaiser, Lillie Leatherwood
GER	Uta Rohl�nder, Annet Hesselbarth, Christine Wachtel, Kathrin Schreiber
CAN	Rosie Edeh, Karen Clarke, Cheryl Allen, Charmaine Crooks
HUN	Edit Moln�r, �gnes Koz�ry, No�mi B�tori, Judit Forg�acs
SUI	Kathrin Luhti, Regula Scalabrin, Martha Grossenbacher, Anita Protti
NOR	Trine Rugsveen, Lisbeth Pettersen, Mona Karin Riisnes, S�lvi Olsen

Heat 2: 1, USSR 3:23.38; 2, Great Britain & NI 3:23.89; 3, Nigeria 3:26.29; 4, Spain 3:29.12; (non-qualifiers) 5, Cuba 3:31.43; 6, Japan 3:35.82; 7, India 3:38.54

Teams:

URS	Anna Chuprina, Lyudmila Dzhigalova, Tatyana Alekseyeva, Olga V. Nazarova
GBR	Lorraine Hanson, Phylis Smith, Sally Gunnell, Linda Keough
NGR	Charity Opara, Airat Bakare, Omotayo Akinremi, Fatimat Yusuf
ESP	Blanca Lacambra, Julia Merino, Esther Lahoz, Sandra Myers
CUB	Lencys Montelier, Odalmis Limonta, Nery McLeon, Ana Quirot
JPN	Yumiko Tokuda, Masayo Kitagawa, Ryoko Sato, Keiko Amano
IND	Ashwini Nachappa, Alphonsa Rayen, Sylvina Cecil Pais, Saramma Kutty (Split times for heats not taken)

Stuttgart 1993**Final (Aug 22)**

1,	United States	3:16.71
2,	Russia	3:18.38
3,	Great Britain & NI	3:23.41
4,	Jamaica	3:23.83
5,	Germany	3:25.49
6,	France	3:27.08
7,	Czech Republic	3:27.94
8,	Switzerland	3:28.52

The 500m stagger often hides the quickest runners on the first leg of a 4x400m relay. Not so this time because sprint star Torrence produced the astonishing time of 49.0 to give the United States a huge lead. With the individual 400m gold and silver medallists to follow, the USA were never in danger of being caught, even though another sprint specialist, Privalova, ran 48.47 for Russia on the anchor.

Teams & unofficial splits:

USA	Gwen Torrence 49.0, Maicel Malone 49.4, Natasha Kaiser-Brown 49.48, Jearl Miles 48.78
RUS	Yelena Ruzina 50.8, Tatyana Alekseyeva 49.3, Margarita Ponomaryova 49.78, Irina Privalova 48.47
GBR	Linda Keough 52.1, Phylis Smith 50.0, Tracy Goddard 51.44, Sally Gunnell 49.90
JAM	Deon Hemmings 51.1, Inez Turner 51.1, Juliet Campbell 51.47, Sandie Richards 50.16
GER	Heike Meissner 51.69, Sandra Seuser 51.59, Anja R�cker 50.77, Linda Kisabaka 51.44
FRA	Elsa Devassogne 53.0, Evelyne Elien 51.5, Francine Landre 51.13, Marie-Louise B�vis 51.50
TCH	Nadezda Kostovalov� 52.2, Helena Dziuov� 52.4, Hana Benesov� 52.53, Ludmila Formanov� 50.92
SUI	Helen Burkart 53.4, Regula Zurcher-Scalabrin 50.8, Marquita Brillante 52.48, Kathrin Luthi 51.74

First round (First 3 & 2 fastest to final) (Aug 21)

Heat 1: 1, Jamaica 3:23.82; 2, Russia 3:24.67; 3, Czech Republic 3:29.25; 4, Switzerland 3:29.67; (non-qualifiers) 5, Ukraine 3:30.57; Cuba DNF; Canada DNS

Teams & unofficial splits:

JAM	Beverly Grant 51.6, Inez Turner 50.6, Deon Hemmings 50.61, Sandie Richards 51.01
RUS	Yelena Golesheva 51.1, Yelena Ruzina 50.8, Vera Sychugova 51.82, Tatyana Alekseyeva 50.98
TCH	Nadezda Kostovalová 52.2, Helena Dziurová 53.5, Hana Benesová 52.53, Ludmila Formanová 51.02
SUI	Marquita Brillante 55.1, Regula Zurcher-Scalabrin 51.2, Helen Burkart 52.75, Kathrin Luthi 50.62
UKR	Olga Lisakova 53.4, Aelita Yurchenko 51.4, Yelena Nasonkina 51.80, Yelena Storchevaya 53.81
CUB	Lencys Montelier 52.0 (dropped baton), Julia Duporty, Idalmis Bonne, Odlamis Limonta
CAN	No declaration

Heat 2: 1, United States 3:24.08; 2, Great Britain & NI 3:27.04; 3, Germany 3:27.44; 4, France 3:28.62; (non-qualifiers); 5, Nigeria 3:33.12; 6, Portugal 3:34.76; 7, Spain 3:38.61

Teams & unofficial splits:

USA	Terri Dendy 51.6, Michelle Collins 50.9, Maicel Malone 50.00, Natasha Kaiser-Brown 51.41
GBR	Linda Keough 52.7, Phylis Smith 50.8, Tracy Goddard 52.00, Sally Gunnell 51.60
GER	Heike Meissner 52.1, Sandra Seuser 52.2, Anja Rücker 51.01, Linda Kisabaka 52.15
FRA	Elsa Devassoigne 54.0, Evelyne Elien 51.8, Francine Landre 51.74, Marie-Louise Bévis 51.13
NGR	Omolade Akinremi 54.0, Omotayo Akinremi 52.1, Bisi Afolabi 53.19, Emily Odoemenam 53.81
POR	Marta Moreira 54.3, Elsa Amaral 53.1, Cristina Regalo 53.44, Natalia Moura 53.88
ESP	Blanca Lacambra 55.22, Esther Lahoz 53.50, Yolanda Reyes 55.11, Miriam Alonso 54.78

Gothenburg 1995**Final (Aug 13)**

1,	United States	3:22.39
2,	Russia	3:23.98
3,	Australia	3:25.88
4,	Germany	3:26.10
5,	Great Britain & NI	3:26.89
6,	Nigeria	3:27.85
7,	Cuba	3:29.27
	Jamaica	DQ (Tr17.3.1) (3:23.76)

There had been some debate behind the scenes about the composition of the US relay team. Gwen Torrence and hurdle stars Kim Batten and Tonja Buford were being considered by the coaching staff, but the main relay squad rejected this proposal.

In the event, the US won easily. Britain led at the first changeover before Russia and the USA moved clear. On both the second and third legs, the Russian runner started quickly before fading and succumbing to their US rivals. A 49.56 anchor by Miles secured the US victory. Hurdles medallist Hemmings overtook the Russian anchor to finish second for Jamaica.

The second fastest split of the race was 49.57 by Cathy Freeman, who brought Australia from a distant sixth to fourth, then third when Jamaica were disqualified for a lane infringement.

Teams & unofficial splits:

USA	Kim Graham 51.1, Rochelle Stevens 50.7, Camara Jones 51.01, Jearl Miles 49.56
RUS	Tatyana Chebykina 51.1, Svetlana Goncharenko 51.2, Yuliya Sotnikova 51.25, Yelena Andreyeva 50.44
AUS	Lee Naylor 52.6 estimate, Renee Poetschka 51.9 estimate, Melina Gainsford 51.82, Cathy Freeman 49.57
GER	Karin Janke 52.1, Silke Knoll 50.7, Linda Kisabaka 51.09, Uta Röhlander 52.24
GBR	Melanie Neef 51.0, Stephanie Llewellyn 52.1, Lorraine Hanson 52.21, Georgina Oladapo 51.58
NGR	Olabisi Afolabi 51.9, Falilat Ogunkoya 51.7, Lade Akinremi 53.49, Fatimat Yusuf 50.72
CUB	Surella Morales 52.42, Nancy McLeon 51.91, Idalmis Bonne 52.69, Julia Duporty 52.25
JAM	Revoli Campbell 51.5, Merlene Frazer 51.4, Sandie Richards 50.49, Deon Hemmings 50.35

First round (First 3 & 2 fastest to final) (Aug 12)

Heat 1: 1, Russia 3:22.24; 2, Australia 3:26.08; 3, Cuba 3:26.32; (non-qualifiers) 4, Ukraine 3:26.43; 5, France 3:27.11; 6, Spain 3:31.71; Colombia COL DNF

Teams & unofficial splits:

RUS	Tatyana Chebykina 51.0, Svetlana Goncharenko 50.5, Tatyana Zakharova 50.62, Yelena Andreyeva 50.09
AUS	Lee Naylor 52.4, Renee Poetschka 51.0, Melinda Gainsford 51.90, Cathy Freeman 50.76
CUB	Surella Morales 51.8, Nancy McLeon 51.3, Idalmis Bonne 52.26, Julia Duporty 50.97
UKR	Viktoriya Fomenko 52.5, Olga Moroz 51.4, Irina Lenskaya 52.22, Yelena Rurak 50.28
FRA	Marie-Louise Bévis 53.4, Viviane Dorsile 52.1, Evelyne Elien 51.30, Marie-José Pérec 50.30
ESP	Esther Lahoz 54.2, Sandra Myers 50.7, Mariam Bravo 54.47, Yolanda Reyes 52.38
COL	Patricia Rodríguez DNF, Elia Manuela Mera, Mirtha Brock, Norfalia Carabali

Heat 2: 1, United States 3:23.29; 2, Jamaica 3:23.71; 3, Germany 3:23.84; 4, Nigeria 3:25.42; 5, Great Britain & NI 3:25.50; (non-qualifiers) 6, Czech Republic 3:26.27; 7, Italy 3:30.88

Teams & unofficial splits:

USA	Kim Graham 51.5, Rochelle Stevens 50.1, Nicole Green 51.49, Camara Jones 50.21
JAM	Claudine Williams 51.6, Merlene Frazer 51.9, Revoli Campbell 50.00, Sandie Richards 50.21
GER	Linda Kisabaka 52.0, Karin Janke 51.0, Sandra Kuschmann 50.68, Uta Röhlander 50.18
NGR	Falilat Ogunkoya 51.8, Olabisi Afolabi 50.9, Lade Akinremi 53.17, Fatimat Yusuf 49.59
GBR	Melanie Neef 51.7, Stephanie Llewellyn 51.4, Lorraine Hanson 51.71, Georgina Oladapo 50.67
CZE	Nadezda Kostovalová 52.6, Hana Benesová 51.6, Ludmila Formanová 50.76, Helena Fuchsová 51.34
ITA	Francesca Carbone 53.3, Patrizia Spuri 52.1, Danielle Perpoli 53.39, Virna De Angeli 52.10

Athens 1997**Final (Aug 10)**

1,	Germany	3:20.92
2,	United States	3:21.03
3,	Jamaica	3:21.30
4,	Russia	3:21.57
5,	Czech Republic	3:23.73
6,	Great Britain & NI	3:26.27
7,	Nigeria	3:30.04
8,	Italy	3:30.63

Races don't come much more exciting than this one as four teams were still in contention at the last change-over. As the runners entered the final straight it was Alekseyeva of Russia leading from Richards of Jamaica, Miles-Clark of USA and Breuer of Germany. Based on form in the individual 400m it looked as though Richards (2nd) and Miles-Clark (3rd) would fight it out, as indeed they did, but for silver. It was Breuer, only fourth in the 400m but always a notch better in relays, who dug deepest. She powered past a struggling Alekseyeva on the inside and stole a march on the other two to complete her leg in 48.69. Having been suspended at the time of the last two editions, these were her first World Championships since, as a junior, she finished second in the 400m in 1991. Miles-Clark ran her anchor in 49.19 and Richards 49.45.

Teams & unofficial splits:

GER	Anke Feller 51.7, Uta Röhlander 50.2, Anja Rücker 50.38, Grit Breuer 48.69
USA	Maicel Malone 51.2, Kim Graham 50.2, Kim Batten 50.51, Jearl Miles-Clark 49.19
JAM	Inez Turner 52.4, Lorraine Graham 49.9, Deon Hemmings 49.58, Sandie Richards 49.45
RUS	Tatyana Chebykina 51.2, Olga Kotlyarova 49.8, Yekaterina Kulikova 50.43, Tatyana Alekseyeva 50.17
CZE	Nadezda Kostovalová 52.0, Ludmila Formanová 51.7, Hana Benesová 50.21, Helena Fuchsová 49.83
GBR	Allison Curbishley 51.5, Michelle Pierre 51.6, Michelle Thomas 52.27, Donna Fraser 50.95
NGR	Olabisi Afolabi 51.30, Fatimat Yusuf 54.20, Doris Jacob 52.74, Falilat Ogunkoya 51.80
ITA	Patrizia Spuri 52.4, Francesca Carbone 52.1, Carla Barbarino 54.16, Virna De Angeli 51.96

First round (First 3 & 2 fastest to final) (Aug 9)

Heat 1: 1, Germany 3:24.70; 2, Czech Republic 3:25.11; 3, Great Britain & NI 3:25.78; 4, Nigeria 3:27.94; (non-qualifiers) 5, Hungary 3:35.56

Teams & unofficial splits:

GER	Anke Feller 52.7, Uta Röhlander 50.0, Anja Rücker 51.76, Grit Breuer 50.29
CZE	Nadezda Kostovalová 52.0, Hana Benesová 50.7, Ludmila Formanová 51.61, Helena Fuchsová 50.82

GBR	Allison Curbishley 51.3, Michelle Pierre 51.9, Michelle Thomas 52.24, Donna Fraser 50.39
NGR	Doris Jacob 53.2, Olabisi Afolabi 50.6, Saidat Onanuga 52.27, Falilat Ogunkoya 51.87
HUN	Annamária Bori 54.4, Bárbara Pétrahn 52.8, Alice Kun 55.41, Judit Szekeres 53.03
Heat 2: 1, United States 3:25.37; 2, Jamaica 3:25.53; 3, Russia 3:25.83; 4, Italy 3:30.34; (non-qualifiers) 5, Greece 3:37.14	
Teams & unofficial splits:	
USA	Michelle Collins 51.2, Kim Graham 51.0, Natasha Kaiser-Brown 52.14, Maicel Malone 51.08
JAM	Nadia Graham 52.3, Lorraine Graham 50.8, Inez Turner 51.87, Sandie Richards 50.58
RUS	Tatyana Chebykina 51.8, Yuliya Tarasenko 51.0, Yekaterina Kulikova 51.39, Olga Kotlyarova 51.68
ITA	Danielle Perpoli 54.3, Patrizia Spuri 51.6, Francesca Carbone 51.70, Virna De Angeli 52.75
GRE	Hrisoula Goudenoudi 55.4, Maria Pahatouridou 53.6, Hristina Panagou 53.73, Marina Vasarmidou 54.44

Seville 1999

Final (Aug 29)

1,	Russia	3:21.98
2,	United States	3:22.09
3,	Germany	3:22.43
4,	Czech Republic	3:23.82
5,	Jamaica	3:24.83
6,	Australia	3:28.04
7,	Cuba	3:29.19
8,	Italy	3:29.56

The USA led narrowly from Russia for the first two legs thanks to Reid and Malone-Wallace, but Kotlyarova took the Russians into a four metre lead on the third stage and Nazarova, with a very mature run, just held off Miles-Clark on the anchor. Rücker and Breuer (with the race's fastest split of 49.04) on the final two legs hoisted Germany into third place, only a stride or two behind the leading duo. The highly rated Nigerians did not show up for their heat.

Teams & unofficial splits:

RUS	Tatyana Chebykina 51.5, Svetlana Goncharenko 50.0, Olga Kotlyarova 50.28, Natalya Nazarova 50.17
USA	Suziann Reid 51.4, Maicel Malone-Wallace 49.9, Michele Collins 50.99, Jearl Miles-Clark 49.83
GER	Anke Feller 52.2, Uta Rohländer 51.6, Anja Rücker 49.58, Grit Breuer 49.04
CZE	Jitka Burianová 51.9, Hana Benesová 51.6, Ludmila Formanová 50.52, Helena Fuchsová 49.84
JAM	Beverly Grant 53.6, Lorraine Graham 49.6, Claudine Williams 51.07, Deon Hemmings 50.54
AUS	Tania Van Heer 51.70, Lee Naylor 51.13, Susan Andrews 51.48, Cathy Freeman 53.73
CUB	Julia Duporty 53.4, Zulia Calatayú 52.0, Yupalis Díaz 52.43, Idalmis Bonne 51.33
ITA	Virna De Angeli 53.3, Patrizia Spuri 51.8, Francesca Carbone 52.58, Monica Niederstatter 51.90

First round (First 2 & 2 fastest to final) (Aug 28)

Heat 1: 1, Russia 3:24.51; 2, Australia 3:27.31; 3, Cuba 3:27.54; (non-qualifiers) 4, Canada 3:28.47; 5, Senegal 3:30.99; 6, Spain 3:36.28

Teams & unofficial splits:

RUS	Natalya Sharova 52.0, Yekaterina Bakhvalova 50.2, Tatyana Chebykina 51.51, Svetlana Goncharenko 50.78
AUS	Tamsyn Lewis 53.3, Lee Naylor 50.6, Susan Andrews 52.01, Cathy Freeman 51.44
CUB	Julia Duporty 53.3, Zulia Calatayú 51.3, Yupalis Díaz 52.00, Idalmis Bonne 50.97
CAN	Karlene Haughton 53.1, LaDonna Antoine 51.8, Candice Jones 51.86, Foy Williams 51.72
SEN	Aïda Diop 53.0, Tacko Diouf 51.5, Aminata Diouf 55.69, Amy Mbacke Thiam 50.81
ESP	Elena Corcoles 54.0, Yolanda Reyes 54.8, Miriam Bravo 54.26, Lisette Ferri 53.26

Heat 2: 1, Germany 3:24.80; 2, Czech Republic 3:25.58; 3, Jamaica 3:27.78; (non-qualifiers) 4, Great Britain & NI 3:27.99; 5, Cameroon 3:33.51; (6,) Liberia DQ (ADr11.1) (3:55.30)

Teams & unofficial splits:

GER	Anke Feller 51.9, Uta Rohländer 51.3, Anja Knippel 50.37, Anja Rücker 51.20
-----	---

CZE	Jitka Burianová 51.7, Hana Benesová 51.2, Ludmila Formanová 50.82, Helena Fuchsová 51.85
JAM	Beverly Grant 52.8, Charmaine Howell 51.9, Tracey Barnes 52.70, Claudine Williams 50.39
GBR	Donna Fraser 51.8, Helen Frost 52.5, Michelle Thomas 52.49, Sinead Dudgeon 51.22
CMR	Mireille Nguimgo 53.0, Myriam Mani 51.8, Stephanie Nicole Zanga 55.19, Claudine Komgang 53.52
LBR	Jocelyn Harris 61.3, Grace Dinkins 55.6, Joetta Dweh 59.03, Hannah Cooper DQ (ADr10.1) (59.38)

Heat 3: 1, United States 3:25.10; 2, Italy 3:31.67; (non-qualifiers) 3, Barbados 3:34.37; 4, India 3:36.54; Nigeria DNS

Teams & unofficial splits:

USA	Suziann Reid 51.7, Maicel Malone-Wallace 50.7, Andrea Anderson 51.69, Michelle Collins 51.00
ITA	Danielle Perpoli 54.2, Patrizia Spuri 52.1, Monica Niederstatter 53.07, Virna de Angeli 52.26
BAR	Andrea Blackett 53.3, Melissa Straker 53.1, Lucy-Ann Richards 53.83, Joanne Durant 54.15
IND	M K Asha 55.8, Beenamol Kalayathum 53.1, Rosa Kutty 53.36, Jincy Philip 54.32
NGR	Falilat Ogunkoya, Charity Opara, Olabisi Afolabi, Mabel Madojemu

Edmonton 2001

Final (Aug 12)

1,	Jamaica	3:20.65
2,	Germany	3:21.97
3,	Russia	3:24.92
4,	United States	3:26.88
5,	Great Britain & NI	3:26.94
6,	France	3:27.54
7,	Poland	3:27.78
8,	Canada	3:27.93

Jamaica, a country with a share of bad luck in World Championship and Olympic relays, benefited from a terrible mistake by the United States anchor runner. The race started well for the USA when Miles-Clark – seeking a fifth successive world relay medal – opened up with a 50.2 first leg. Hennagan moved further away with a 49.7 on the second leg, and Collins held a 10m advantage over Parris. halfway through the third stage. Parris herself was 10m up on the Germans, and the Jamaican then closed slightly on Collins.

The US anchor runner Reid would have wanted a cushion over her Jamaican counterpart, who was the World and Olympic silver medallist Fenton. Collins delivered a 7m advantage, then suddenly Fenton emerged as the clear leader on the first bend. The unfortunate Reid had received the baton safely, but then dropped it when passing it from her left to her right hand. It bounced behind her onto the infield and by the time she retrieved it, 40m and a certain medal had been lost. Jamaican went on to win in a Commonwealth record of 3:20.65. Observers felt that without the dropped baton, there would have been a great race between Fenton and Reid. A month later at the Goodwill Games in Brisbane, the same teams clashed again with the US defeating Jamaica 3:24.63 to 3:24.87.

Teams & unofficial splits:

JAM	Sandie Richards 50.9, Catherine Scott 50.1, Debbie-Ann Parris 49.70, Lorraine Fenton 49.95
GER	Florence Ekpo-Umoh 51.7, Shanta Ghosh 50.0, Claudia Marx 50.61, Grit Breuer 49.65
RUS	Irina Rosikhina 52.6, Yuliya Nosova 50.6, Anastasiya Kapachinskaya 51.11, Olesya Zykina 50.56
USA	Jearl Miles-Clark 50.2, Monique Hennagan 49.7, Michele Collins 49.96, Suziann Reid 57.01 (dropped baton)
GBR	Lee McConnell 52.2, Helen Frost 51.1, Natasha Danvers 51.97, Catherine Murphy 51.65
FRA	Francine Landre 51.8, Anita Mormand 51.9, Sylvania Morandais 51.97, Marie-Louise Bévis 51.84
POL	Aleksandra Pieluzek 53.2, Grażyna Prokpek 50.8, Aneta Lemiesz 52.05, Małgorzata Pskit 51.74
CAN	Foy Williams 52.33, Samantha George 51.38, Danielle Kot 52.83, LaDonna Antoine 51.39

First round (First 3 & 2 fastest to final) (Aug 11)

Heat 1: 1, United States 3:21.97; 2, Jamaica 3:24.87; 3, Canada 3:25.68; 4, France 3:26.92; 5, Poland 3:27.37; (non-qualifiers) 6, Cuba 3:28.68; 7, Puerto Rico 3:30.81

Teams & unofficial splits:

USA	Demetria Washington 50.3, Michele Collins 50.3, Mikele Barber 50.98, Suziann Reid 50.39
-----	---

JAM	Michelle Burgher 52.5, Catherine Scott 50.5, Deon Hemmings 51.49, Sandie Richards 50.42
CAN	Foy Williams 51.5, Samantha George 51.8, Danielle Kot 51.47, LaDonna Antoine 50.91
FRA	Francine Landre 52.0, Anita Mormand 51.3, Sylvanie Morandais 52.27, Marie-Louise Bévis 51.41
POL	Aleksandra Pieluzek 52.7, Grażyna Prokopek 50.7, Aneta Lemiesz 51.97, Małgorzata Pskit 52.01
CUB	Yudalis Diaz 53.3, Julia Duporty 50.5, Lisvania Grenot 53.22, Daimí Pernía 51.63
PUR	Militza Castro 53.5, Yvonne Harrison 50.8, Sandra Moya 53.34, Yamelis Ortiz 53.14

Heat 2: 1, Germany 3:26.81; 2, Great Britain & NI 3:27.25; 3, Russia 3:27.39; (non-qualifiers) 4, Belarus 3:28.93; 5, Senegal 3:30.03; 6, Japan 3:33.51; 7, Spain 3:33.78

Teams & unofficial splits:

GER	Florence Ekpo-Umoh 52.3, Shanta Ghosh 51.0, Claudia Marx 52.59, Grit Breuer 50.88
GBR	Lee McConnell 52.4, Lesley Owusu 51.8, Catherine Murphy 51.49, Donna Fraser 51.57
RUS	Natalya Shevtsova 52.9, Irina Rosikhina 51.9, Anastasiya Kapachinskaya 51.47, Olesya Zykina 51.12
BLR	Natalya Safronnikova 53.2, Svetlana Usovich 52.3, Irina Khlyustova 52.15, Anna Kozak 51.34
SEN	Aida Diop 52.4, Tacko Diouf 52.0, Fatou Binetou Fall 54.62, Amy Mbacké Thiam 51.00
JPN	Miho Sugimori 54.6, Kazue Kakinuma 52.5, Sakie Nobuoka 53.46, Makiko Yoshida 52.9
ESP	Julia Alba 53.7, Norfalia Carabali 52.7, Mirián Bravo 53.79, Yolanda Reyes 53.53

Paris 2003

Final (Aug 31)

1,	United States	3:22.63
2,	Russia	3:22.91
3,	Jamaica	3:22.92
4,	Germany	3:26.25
5,	Poland	3:26.64
6,	Great Britain & NI	3:26.67
7,	Cameroon	3:27.08
	Senegal	DQ (Tr24.20) (3:25.83)

The United States made amends for their 2001 disappointment; this time it was the opposition who suffered at the final changeover. European Champion Zykina put Russia in front after leg one. Pechonkina increased that lead but the US were still contention at halfway, while Jamaica were also within range. On the third leg it was 200m champion-elect Kapachinskaya versus the hugely experienced Miles-Clark. The American closed to within 2m. Kapachinskaya exchanged to Nazarova, but the incoming Russian was momentarily blocked by the Senegalese anchor Thiam, who strolled illegally from the waiting echelon into lane 1 before her incoming team-mate had arrived. An unobstructed exchange between Miles-Clark and Sanya Richards popped the US team into a lead of 2m.

One felt that the American, still a junior, might succumb to Nazarova (fourth individually) and/or individual silver medallist Fenton who ran a brilliant first 300m to make up around 10m on the leading pair. However the 18 year-old ran a well-judged leg to hold on to her lead. At the other end of the age scale, Miles-Clark (four days short of her 37th birthday) became the oldest ever track gold medallist.

Teams & unofficial splits:

USA	Me'lisa Barber 51.1, Demetria Washington 50.9, Jearl Miles Clark 50.05, Sanya Richards 50.58
RUS	Olesya Zykina 50.8, Yuliya Pechonkina 50.6, Anastasiya Kapachinskaya 50.67, Natalya Nazarova 50.93
JAM	Sandie Richards 50.5, Allison Beckford 50.5, Ronetta Smith 51.1, Lorraine Fenton 49.38
GER	Claudia Marx 52.2, Birgit Rockmeier 51.5, Claudia Hoffmann 51.89, Grit Breuer 50.63
POL	Monika Bejnar 52.6, Małgorzata Pskit 51.7, Anna Jesień 51.46, Grażyna Prokopek 50.91
GBR	Lee McConnell 51.2, Jenny Meadows 51.8, Catherine Murphy 51.13, Natasha Danvers 52.48
CMR	Mireille Nguimgo 51.52, Caroline Kaboud Mebam 52.23, Delphine Bertille Atangana 51.98, Hortense Bèwouda 51.35
SEN	Fatou Bintou Fall 51.4, Tacko Diouf 51.6, Aminata Diouf 52.36, Amy Mbacké Thiam 50.46

First round (First 2 & 2 fastest to final) (Aug 30)

Heat 1: 1, Jamaica 3:26.22; 2, Great Britain & NI 3:26.44; 3, Poland 3:26.66; (non-qualifiers) 4, Greece 3:33.88; 5, India 3:42.25

Teams:

JAM	Sandie Richards 53.2, Ronetta Smith 50.8, Michelle Burgher 51.29, Allison Beckford 50.99
GBR	Helen Karagounis 53.0, Jenny Meadows 51.6, Catherine Murphy 51.54, Lee McConnell 50.36
POL	Anna Pacholak 52.7, Monika Bejnar 51.3, Anna Jesień 51.71, Grażyna Prokopek 50.91
GRE	Hariklia Boudá 55.8, Faní Halkiá 52.3, Yeoryía Koumnáki 53.81, Chrisoula Goudenouódi 51.92
IND	Kalpana Reddy 55.0, Satti Geetha 55.2, Sagardeep Kaur 56.83, Manjit Kaur 55.29

Heat 2: 1, Russia 3:27.97; 2, Cameroon 3:29.40; (non-qualifiers) 3, France 3:30.29; 4, Belarus 3:31.40; 5, Italy 3:32.00; 6, Bulgaria 3:33.92

Teams & unofficial splits:

RUS	Svetlana Pospelova 51.8, Svetlana Goncharenko 50.6, Olesya Zykina 51.67, Natalya Nazarova 53.93
CMR	Mireille Nguimgo 51.9, Caroline Kaboud Mebam 52.9, Delphine Bertille Atangana 53.25, Hortense Bèwouda 51.34
FRA	Marie-Louise Bévis 53.2, Anita Mormand 51.4, Virginie Michanol 53.45, Solèn Desert 52.2
BLR	Katerina Bobryk 54.5, Natalya Sologub 52.9, Irina Khlyustova 52.69, Svetlana Usovich 51.29
ITA	Danielle Perpoli 54.1, Monika Niederstätter 53.1, Maria Teresa Schutzmann 52.98, Virna De Angeli 51.80
BUL	Monika Gachevska 55.1, Mariana Dimitrova 52.3, Ekaterina Maschova 52.93, Nedyalka Nedkova 53.59

Heat 3: 1, United States 3:24.57; 2, Germany 3:27.97; 3, Senegal 3:28.37; (non-qualifiers) 4, Ukraine 3:29.65; 5, Mexico 3:29.74; 6, Kazakstan 3:31.20; 7, Israel 3:32.99

Teams & unofficial splits:

USA	Me'lisa Barber 51.8, Deedee Trotter 51.1, Sanya Richards 50.96, Jearl Miles Clark 50.69
GER	Claudia Marx 52.3, Birgit Rockmeier 52.4, Claudia Hoffmann 52.52, Grit Breuer 50.78
SEN	Fatou Bintou Fall 51.7, Tacko Diouf 53.0, Aminata Diouf 50.58, Amy Mbacké Thiam 53.19
UKR	Natalya Pygyda 53.4, Olga Mishchenko 51.2, Aleksandra Ryzhкова 53.21, Antonina Yefremova 51.83
MEX	Liliana Allen 54.0, Gabriela Medina 53.3, Mayra González 52.5, Ana Guevara 49.95
KAZ	Tatyana Roslanova 52.9, Natalya Torshina 52.7, Olga Tereshkova 53.27, Svetlana Bodritskaya 52.24
ISR	Irina Lenskiy 53.2, Svetlana Gnezdilov 53.5, Anat Morad 54.46, Anna Tkach 51.77

Helsinki 2005

Final (Aug 14)

1,	Russia	3:20.95
2,	Jamaica	3:23.29
3,	Great Britain & NI	3:24.44
4,	Poland	3:24.49
5,	Ukraine	3:28.00
6,	Germany	3:28.39
	Brazil	DQ (Tr24.20) (3:27.40)
	Belarus	DQ (Tr17.2.2) (3:27.00)

Russia won the first heat in a world leading 3:20.32, with Krasnomovets and Antyukh on the first two legs sealing their places in the final with legs of 50.1 and 49.4. The USA won the other heat in 3:23.38 and a great final was in prospect, except that lead-off runner Suziann Reid ran out of her lane, dooming her team to disqualification as did Moushami Robinson, who illegally switched position while waiting to start the third leg. One felt pity for Reid as she had been the one to drop the baton four years earlier in Edmonton.

Russia's Pechonkina started slowly in the final, but led Jamaica by a metre at the first handover. Krasnomovets gradually extended the lead in the last 100m of the second stage to 5m with a 49.7 split, as Novlene Williams ran 49.92 for Jamaica, some 10m ahead of Britain and Poland. The margin was 20m after Antyukh's leg, with Jamaica and Poland neck and neck. Pospelova finished 20 metres clear of Jamaica, running the same time as Fenton (50.42), with Britain just holding off Poland for the bronze medal.

Teams & unofficial splits:

RUS	Yuliya Pechonkina 51.1, Olesya Krasnomovets 49.7, Natalya Antyukh 49.72, Svetlana Pospelova 50.42
-----	---

JAM	Shericka Williams 51.38, Novlene Williams 49.92, Ronetta Smith 51.57, Lorraine Fenton 50.42
GBR	Lee McConnell 51.5, Donna Fraser 50.9, Nicola Sanders 50.8, Christine Ohuruogu 51.27
POL	Anna Guzowska 52.2, Monika Bejnar 50.2, Grażyna Prokopek 50.47, Anna Jesień 51.59
UKR	Antonina Yefremova 52.6, Oksana Ilyushkina 52.5, Liliya Pilyugina 51.2, Natalya Pygyda 51.72
GER	Claudia Marx 52.4, Claudia Hoffmann 51.2, Korinna Fink 53.14, Ulrike Urbansky 51.69
BRA	Maria Laura Almirão 53.1, Geisa Coutinho 51.5, Josiane Tito 51.99, Lucimar Teodoro 50.83
BLR	Yelena Nevmerzhitskaya 52.9, Natalya Sologub 51.3, Anna Kozak 52.48, Ilona Usovich 50.34

First round (First 3 & 2 fastest to final) (Aug 13)

Heat 1: 1, Russia 3:20.32; 2, Poland 3:26.04; 3, Belarus 3:27.65; 4, Germany 3:27.96; (non-qualifiers) 5, Senegal 3:29.03; 6, Romania 3:30.97; 7, Belarus 3:38.96

Teams & unofficial splits:

RUS	Olesya Krasnomovets 50.1, Natalya Antyukh 49.4, Tatyana Firova 50.09, Olesya Zykina 50.78
POL	Anna Guzowska 52.6, Monika Bejnar 50.6, Grażyna Prokopek 51.02, Zuzanna Radecka 51.8
BLR	Natalya Sologub 51.9, Yulyana Zhalniryuk 54.0, Anna Kozak 51.73, Ilona Usovich 50.02
GER	Claudia Marx 52.2, Claudia Hoffmann 51.0, Korinna Fink 52.87, Ulrike Urbansky 51.93
SEN	Aida Diop 53.8, Fatou Binetou Fall 51.0, Aminata Diouf 53.72, Amy Mbacké Thiam 50.51
ROU	Angela Moroşanu 52.6, Mihaela Neascu 52.7, Alina Rîpanu 52.75, Maria Rus 52.93
BUL	Monika Gachevska 54.8, Mariyana Dimitrova 52.9, Nedialka Nedkova 55.06, Monika Ivanova 56.19

Heat 2: 1, Great Britain & NI 3:26.19; 2, Brazil 3:26.82; 3, Ukraine 3:27.23; 4, Jamaica 3:27.87; (Non-qualifiers) 5, Mexico 3:31.41; 6, South Africa 3:31.71; United States DQ (Tr17.3.1) (3:23.38)

Teams & unofficial splits:

GBR	Lee McConnell 51.3, Donna Fraser 51.9, Nicola Sanders 51.38, Christine Ohuruogu 51.56
BRA	Maria Laura Almirão 52.3, Geisa Coutinho 52.1, Josiane Tito 51.56, Lucimar Teodoro 50.82
UKR	Antonina Yefremova 52.3, Oksana Ilyushkina 52.5, Liliya Pilyugina 50.95, Natalya Pygyda 51.44
JAM	Shericka Williams 52.1, Novlene Williams 50.7, Ronetta Smith 53.56, Lorraine Fenton 51.51
MEX	Ruth Grajeda 54.3, Gabriela Medina 52.8, Mayra González 52.01, Magali Yañez 52.32
RSA	Amanda Kotze 53.9, Dominique Koster 53.4, Surita Febbraio 52.45, Estie Wittstock 51.92
USA	Suziann Reid 52.8, Monique Hennagan 50.2, Moushumi Robinson 51.02, Monique Henderson 49.33

which took her past Antyukh just before the finish. The US time was the fastest in the championships since 1993.

Teams & unofficial splits:

USA	Deedee Trotter 51.2, Allyson Felix 48.0, Mary Wineberg 50.24, Sanya Richards 49.07
JAM	Shericka Williams 50.5, Shereefa Lloyd 50.1, Davita Prendergast 50.18, Novlene Williams 48.93
GBR	Christine Ohuruogu 50.6, Marilyn Okoro 50.9, Lee McConnell 49.79, Nicola Sanders 48.76
RUS	Lyudmila Litvinova 51.1, Natalya Nazarova 50.0, Tatyana Veshkurova 49.79, Natalya Antyukh 49.40
BLR	Yulyana Yushchanka 51.4, Iryna Khliustava 50.7, Ilona Usovich 49.97, Svetlana Usovich 49.78
POL	Zuzanna Radecka 51.8, Grażyna Prokopek 50.6, Ewelina Sętowska-Drick 52.58, Anna Jesień 51.44
CUB	Aymée Martínez 52.2, Daimí Pernía 51.8, Zulia Calatayú 52.20, Indira Terrero 50.85
MEX	Zudikey Rodriguez 53.7, Gabriela Medina 51.6, Nallely Vela 53.20, Ana Guevara 50.66

First round (First 3 & 2 fastest to final) (Sep 1)

Heat 1: 1, Russia 3:23.49; 2, Belarus 3:25.14; 3, Jamaica 3:26.14; 4, Cuba 3:27.04; (non-qualifiers) 5, Nigeria 3:27.97; 6, Ukraine 3:30.76; 7, Romania 3:35.69

Teams & unofficial splits:

RUS	Yelena Migunova 51.5, Natalya Nazarova 50.5, Lyudmila Litvinova 50.65, Tatyana Levina 50.79
BLR	Yulyana Yushchanka 51.5, Iryna Khliustava 51.1, Anna Kozak 51.52, Svetlana Usovich 51.08
JAM	Shericka Williams 51.9, Anastasia Le-Roy 52.8, Davita Prendergast 50.66, Shereefa Lloyd 50.83
CUB	Aymée Martínez 52.7, Daimí Pernía 51.6, Zulia Calatayú 51.56, Indira Terrero 51.21
NGR	Shade Abugan 51.9, Christy Ekpuhkhon 51.7, Olouma Nwoke 52.03, Sekinat Adesanya 52.34
UKR	Nataliya Pygyda 53.0, Antonina Yefremova 52.7, Olga Zavorodnya 52.78, Oksana Shcherbak 52.28
ROU	Taisia Crestincov 54.8, Liliana Popescu 53.8, Elena Mirela Lavric 54.54, Ionela Tirlea 52.47

Heat 2: 1, United States 3:23.37; 2, Great Britain & NI 3:25.45; 3, Poland 3:26.45; 4, Mexico 3:27.14; (non-qualifiers) 5, France 3:29.87; 6, Japan 3:30.17; 7, Brazil 3:34.34; India DQ (Tr24.19)

Teams & unofficial splits:

USA	Deedee Trotter 51.3, Monique Hennagan 50.1, Mary Wineberg 50.78, Natasha Hastings 51.16
GBR	Lee McConnell 51.6, Donna Fraser 51.6, Marilyn Okoro 50.88, Nicola Sanders 51.34
POL	Agnieszka Karpiesiuk 53.1, Grażyna Prokopek 50.7, Zuzanna Radecka 50.47, Anna Jesień 52.19
MEX	Zudikey Rodriguez 53.3, Gabriela Medina 51.2, Nallely Vela 52.94, Ana Guevara 49.70
FRA	Thélia Sigère 53.6, Marie-Angélique Lacordelle 51.7, Phara Anacharsis 51.96, Solen Désert 52.62
JPN	Sayaka Aoki 53.5, Asami Tanno 51.6, Satomi Kubokura 52.88, Mayu Kida 52.18
BRA	Maria Laura Almirão 53.9, Emily Pinheiro 53.3, Sheila Ferreira 54.05, Josiane Tito 53.06
IND	Mandeep Kaur 54.8, Manjeet Kaur 54.9, Chitra K. Soman 54.39, Iyleen Samantha not known

Osaka 2007**Final (Sep 2)**

1,	United States	3:18.55
2,	Jamaica	3:19.73
3,	Great Britain & NI	3:20.04
4,	Russia	3:20.25
5,	Belarus	3:21.88
6,	Poland	3:26.49
7,	Cuba	3:27.05
8,	Mexico	3:29.14

Shericka Williams gave Jamaica the lead in the final, surprisingly heading Britain's new World Champion Ohuruogu 50.5 to 50.6. The tenor of the race changed on the second leg. Lloyd kept Jamaica in front till just before the 600m point, when Felix went past. The double 200m World Champion had covered her first half in 22.2, and she kept going to record 48.0 for her leg, giving the USA a 10m advantage they would maintain to the finish. Jamaica were four metres clear of Russia and Britain were a similar margin behind the Russians. Veshkurova and McConnell ran the fastest third legs, leaving Jamaica just one metre ahead of Russia at the final take-over. Richards kept the USA clear of trouble with a well-judged 49.07 anchor. Williams's 48.93 was enough to hold off Sanders for the silver medal, despite the Briton's 48.76 leg

X**Berlin 2009****Final (Aug 23)**

1,	United States	3:17.83
2,	Jamaica	3:21.15
3,	Great Britain & NI	3:25.16
4,	Germany	3:27.61
5,	Nigeria	3:28.55
6,	France	3:30.16
7,	Cuba	3:36.99
(3.)	Russia	DQ (ADr11.1) (3:21.64)

Rightful finalists: Canada

Dunn gave the US the lead in the final with a 50.5 opening leg, 2m clear of Kapachinskaya, with Jamaica a further 5m behind. As she had done in Osaka and Beijing, Felix then settle the race, extending the USA lead to 10 metres with a 48.8 leg, as Firova (49.9) was almost caught by Williams-Mills's 49.6. Demus maintained the USA lead with a 50.14 leg, while Russia stayed 3m clear of Jamaica. Richards

then ran the fastest lap of her career – 48.44 to give the USA a 25m win, while Shericka Williams outran Krivoschapka by a full second to win Jamaican silver. For Felix, this was a sixth world gold.

Eight years later the Russian lead-off runner Kapachinskaya, and therefore her entire relay team, were disqualified after she failed retests of her doping samples from the Beijing Olympics and Daegu World Championships. It wasn't the first time she had been involved in a doping story. Back in 2003, she was promoted to gold in the World Championship 200m following the disqualification of Kelli White (USA). One year later, the Russian was herself stripped of the 2004 world indoor 200m title after testing positive for a banned substance. This time she was suspended to 2020 with more than 60 results disqualified, including 2011 where she won individual and relay bronzes.

Teams & unofficial splits:

USA	Debbie Dunn 50.5, Allyson Felix 48.8, Lashinda Demus 50.14, Sanya Richards 48.44
JAM	Rosemarie Whyte 51.4, Novlene Williams-Mills 49.6, Shereefa Lloyd 50.15, Shericka Williams 50.04
GBR	Lee McConnell 52.1, Christine Ohuruogu 50.6, Vicky Barr 52.13, Nicola Sanders 50.35
GER	Fabienne Kohlmann 52.9, Sorina Nwachukwu 52.0, Esther Cremer 51.50, Claudia Hoffmann 51.26
NGR	Endurance Abinuwa 53.6, Ajoke Odumosu 51.9, Josephine Ehigie 52.20, Folashade Abugan 50.88
FRA	Virginie Michanol 52.4, Aurelie Kamga 52.2, Symphora Behi 52.29, Solène Desert-Mariller 53.27
CUB	Diosmely Peña 58.53, Daysurami Bonne 52.01, Zulia Calatayú 52.53, Indira Terrero 53.92
RUS	Anastasiya Kapachinskaya DQ (ADr10.8) (50.7), Tatyana Firova 49.9, Lyudmila Litvinova 50.02, Antonina Krivoschapka 51.04

First round (First 3 & 2 fastest to final) (Aug 22)

Heat 1: 1, United States 3:29.31; 2, Nigeria 3:29.60; 3, France 3:29.60; (non-qualifiers) 4, Australia 3:30.80; 5, Italy 3:31.05; 6, Brazil 3:31.42; 7, Mexico 3:40.03; Bahamas DQ (Tr24.20) (3:38.48)

Teams & unofficial splits: (e = computed estimate based on photo-finish time at finish line of first leg runner before stagger unwinds)

USA	Debbie Dunn 51.1, Natasha Hastings 51.8, Jessica Beard 51.38, Sanya Richards 54.99
NGR	Endurance Abinuwa 52.9, Ajoke Odumosu 52.0, Josephine Ehigie 52.57, Folashade Abugan 52.16
FRA	Virginie Michanol 53.4, Aurelie Kamga 52.2, Symphora Behi 52.21, Solène Desert-Mariller 51.77
AUS	Pirrenee Steinert 53.8, Madeleine Pape 52.1, Caitlin Pincott 53.56, Tamsyn Lewis 51.35
ITA	Marta Milani 52.89, Daniela Reina 53.03, Maria Enrica Spacca 52.93, Libania Grenot 52.20
BRA	Geisa Coutinho 53.4, Emmily Pinheiro 52.0, Sheila Ferreira 53.55, Jailma de Lima 52.38
MEX	Alejandra Cheriola 55.3e, Nallely Vela 53.1e, Ruth Grajeda 55.73, Karla Dueñas 55.91
BAH	Sasha Rolle 54.9e, Shakeitha Henfield 55.9e, Rashan Brown 53.21, Katrina Seymour 54.49

Heat 2: 1, Jamaica 3:24.72; 2, Germany 3:25.08; 3, Great Britain & NI 3:25.23; 4, Cuba 3:27.36; (1,) Russia DQ (ADr11.1) (3:23.80); (non-qualifiers) 5, Canada 3:29.17; 6, Japan 3:34.46; (7,) Ukraine DQ (ADr11.1) (3:30.76)

Teams & unofficial splits: (e = computed estimate based on photo-finish time at finish line of first leg runner before stagger unwinds)

JAM	Kaliese Spencer 51.8, Shereefa Lloyd 50.7, Rosemarie Whyte 51.77, Novlene Williams-Mills 50.36
GER	Fabienne Kohlmann 52.4, Sorina Nwachukwu 50.6, Esther Cremer 51.86, Claudia Hoffmann 50.25
GBR	Nicola Sanders 51.00, Vicky Barr 51.25, Jenny Meadows 52.13, Lee McConnell 50.85
CUB	Susana Clement 53.2e, Daysurami Bonne 51.4e, Zulia Calatayú 51.58, Indira Terrero 51.20
CAN	Esther Akinsulie 53.0, Adrienne Power 52.5, Jenna Martin 52.31, Carline Muir 51.30
JPN	Sayaka Aoki 55.4e, Asami Tanno 51.6e, Mayu Sato 53.45, Satomi Kubokura 54.00
RUS	Natalya Nazarova 51.8e, Tatyana Firova 49.5e, Natalya Antyukh 50.85, Lyudmila Litvinova 51.65 (Team disqualified because of association with squad member Anastasiya Kapachinskaya)
UKR	Yuliya Baraley 53.3, Tatyana Petlyuk DQ (ADr10.1) (52.4), Anastasiya Rabchenyuk 51.63, Antonina Yefremova 53.44

4,	Belarus	3:25.64
5,	Czech Republic	3:26.57
6,	Nigeria	3:29.82
(3,)	Russia	DQ (ADr11.1) (3:19.36)
(5,)	Ukraine	DQ (ADr11.1) (3:23.86)

Rightful finalists: Italy, Cuba

In the final Richards-Ross settle things on the first leg, clocking a magnificent 49.4, the fastest run from the gun by a woman in Daegu. Whyte for Jamaica was second, six metres behind, just ahead of Krivoschapka (50.3). On the second leg, Felix (49.2) extended the lead slightly over Prendergast. Beard and Williams-Mills both ran 49.84 for their legs, with Jamaica now six metres ahead of Russia.

McCorory anchored the USA in 49.52, a leg which featured a fast first half and a laboured last 50m, but she got home five metres clear of Shericka Williams who ran 49.22, the same time as Kapachinskaya in third. For Richards-Ross, it was a record fourth 4x4 gold.

Ukraine and Russia were ultimately removed from the results when Yefremova (2012) then Kapachinskaya (2017) were disqualified for doping offences which dated back to before their Daegu appearances. As in 2009, Russia forfeited the bronze medals. Their heat performance was also annulled (under World Athletics Anti-Doping rule 11.1), even though Kapchinskaya was rested for that round.

When all these details were confirmed (in late June 2017), Ohuruogu emerged as a six-time medallist. She had been part of the British teams which had originally finished third in 2005, 2007, 2013 and 2015, as well as fourth in 2009 and 2011. Her 2013 bronze turned to silver because of that year's disqualification of Antonina Krivoschapka. With Kapachinskaya also out of the equation, both those fourth places became bronzes.

Teams & unofficial splits: (e = computed estimate based on photo-finish time at finish line of first leg runner before stagger unwinds)

USA	Sanya Richards Ross 49.4, Allyson Felix 49.2, Jessica Beard 49.84, Francena McCorory 49.52
JAM	Rosemarie Whyte 50.4e, Davita Prendergast 49.3e, Novlene Williams Mills 49.84, Shericka Williams 49.22
GBR	Perri Shakes-Drayton 50.5, Nicola Sanders 50.7, Christine Ohuruogu 51.98, Lee McConnell 50.43
BLR	Hanna Tashpulatava 51.68, Yulianna Yuschanka 51.27, Ilona Usovich 52.56, Svetlana Usovich 50.13
CZE	Denisa Rosolová 52.3, Zuzana Bergrová 51.5, Jitka Burianová 52.16, Zuzana Hejnová 50.67
NGR	Omolara Omotosho 52.4, Joke Odumosu 52.5, Margaret Etim 52.40, Bukola Abogunloko 50.59
RUS	Antonina Krivoschapka 50.3, Natalya Antyukh 50.0, Lyudmila Litvinova 49.96, Anastasiya Kapachinskaya DQ (ADr10.8) (49.22)
UKR	Natalya Pygyda 50.8, Anastasiya Rabchenyuk 50.5, Anna Yaroshchuk 52.00, Antonina Yefremova DQ (ADr10.8) (50.50)

First round (First 2 & 2 fastest to final) (Sep 2)

Heat 1: 1, United States 3:23.57; 2, Belarus 3:24.28; (2,) Ukraine DQ (ADr11.1) (3:24.13); (non-qualifiers) 3, Germany 3:27.31; 4, France 3:28.02; 5, Australia 3:32.27; Kazakhstan DNF

Teams & unofficial splits: (e = computed estimate based on photo-finish time at finish line of first leg runner before stagger unwinds)

USA	Natasha Hastings 50.8, Jessica Beard 49.9, Francena McCorory 51.18, Keshia Baker 51.65
BLR	Hanna Tashpulatava 51.8e, Yulianna Yuschanka 50.6e, Ilona Usovich 51.64, Svetlana Usovich 50.22
GER	Janin Lindenberg 52.7e, Esther Cremer 50.9e, Lena Schmidt 52.66, Claudia Hoffmann 51.07
FRA	Phara Anacharsis 52.74, Muriel Hurtis 50.81, Marie Gayot 52.10, Floria Guei 52.37
AUS	Caitlin Sargent 54.1e, Caitlin Pincott 51.8e, Lauren Boden 52.74, Anneliese Rubie 53.60
KAZ	Aleksandra Kuzina 56.5e, Viktoriya Yalovtseva 53.1e, Marina Maslenko dnf, Tatyana Khadjimuratova
UKR	Natalya Pygyda 51.1e, Olga Zavgorodnya 51.3e, Anna Yaroshchuk 51.54, Antonina Yefremova DQ (ADr10.8) (50.18)

Heat 2: 1, Nigeria 3:25.59; 2, Czech Republic 3:26.01; (1,) Russia DQ (ADr11.1) (3:20.94); (non-qualifiers) 3, Cuba 3:26.74; 4, Canada 3:27.92; 5, Brazil 3:32.43

Teams & unofficial splits: (e = computed estimate based on photo-finish time at finish line of first leg runner before stagger unwinds)

NGR	Omolara Omotosho 51.6e, Joke Odumosu 51.2e, Margaret Etim 51.36, Bukola Abogunloko 51.44
CZE	Denisa Rosolová 52.2e, Zuzana Bergrová 51.1e, Jitka Bartoničková 52.14, Zuzana Hejnová 50.59
CUB	Ayméé Martínez 52.88, Diosmely Peña 50.86, Susana Clement 51.95, Daysurami Bonne 51.05

XX

Daegu 2011

Final (Sep 3)

1,	United States	3:18.09
2,	Jamaica	3:18.71
3,	Great Britain & NI	3:23.63

CAN	Adrienne Power 51.9e, Esther Akinsulie 51.6e, Jenna Martin 51.35, Lemlem Bereket 53.03
BRA	Geisa Coutinho 51.8e, Bárbara de Oliveira 51.6e, Joelma Sousa 56.44, Jailma de Lima 52.63
RUS	Kseniya Vdovina 51.4, Kseniya Zadorina 49.8, Lyudmila Litvinova 49.55, Antonina Krivoshapka 50.28 (Team disqualified because of association with squad member Anastasiya Kapachinskaya)

Heat 3: 1, Jamaica 3:22.01; 2, Great Britain & NI 3:23.05; (non-qualifiers) 3, Italy 3:26.48; 4, Ireland 3:27.48; 5, PR of China 3:32.39; 6, Korea 3:43.22; (5), Turkey DQ (ADr11.1) (3:32.15)

Teams & unofficial splits (e = computed estimate based on photo-finish time at finish line of first leg runner before stagger unwinds)

JAM	Rosemarie Whyte 51.4e, Shereefa Lloyd 49.9e, Patricia Hall 50.98, Davita Prendergast 49.75
GBR	Christine Ohuruogu 51.78, Nicola Sanders 51.31, Lee McConnell 50.06, Perri Shakes-Drayton 49.90
ITA	Chiara Bazzoni 52.9e, Maria Enrica Spacca 51.3e, Libania Grenot 51.01, Marta Milani 51.28
IRL	Marian Heffernan Andrews 53.4e, Joanne Cuddihy 49.9e, Claire Bergin 52.60, Michelle Carey 51.54
CHN	Chen Yanmei 53.8e, Tang Xiaoyin 52.8e, Zheng Zhihui 53.17, Chen Jingwen 53.63
KOR	Woo Yu-Jin 54.7e, Lee Ha-Ni 55.4e, Park Seong-Myun 57.36, Oh Se-Ra 55.76
TUR	Nagihan Karadere 54.9e, Birsen Yavuz-Engin 51.4e, Meliz Redif 52.29, Pinar Saka DQ (ADr10.8) (53.53)

X Moscow 2013

Final (Aug 17)

1,	United States	3:20.41
2,	Great Britain & NI	3:22.61
3,	France	3:24.21
4,	Ukraine	3:27.38
5,	Nigeria	3:27.57
6,	Romania	3:28.40
	Italy	DQ (Tr24.6.1) (3:27.39)
(1.)	Russia	DQ (ADr11.1) (3:20.19)

Rightful finalists: Poland

The United States were missing Allyson Felix, such a key contributor to their previous victories, but unavailable following her hamstring tear in the Moscow 200m. Nevertheless the defending champions opened up a lead of three metres on the first stage, which Hastings extended to 10m before Firova gained all of the lost ground in the finishing straight. On stage three, Ryzhova put Russia clear by a couple of metres. Krivoshapka was able to pull further away on the anchor. With 200m remaining, her lead was seven metres, but McCorory pulled back all but two in an enthralling last 100m. Britain were third, while potential medallist Jamaica were disqualified in the heats when Whyte ran out of her lane on the first leg.

Russia's win enabled the hosts to end the championships on top of the Moscow gold medal table with seven golds to six by the United States, but that situation was temporary as, one by one, Russian champions were disqualified for doping violations. The first of these were the 4x400m squad thanks to initially to Krivoshapka, who in 2017 failed a re-test of the sample she gave at the 2012 Olympics. Lead-off woman Gushchina and heat runner Antyukh were similarly disqualified. Firova and Ryzhova, the two other Russian women in the squad line-up, were each disqualified from separate championships, though not personally Moscow 2013.

Teams & unofficial splits (e = computed estimate based on photo-finish time at finish line of first leg runner before stagger unwinds)

USA	Jessica Beard 50.6, Natasha Hastings 50.1, Ashley Spencer 50.44, Francena McCorory 49.25
GBR	Eilidh Child 51.9, Shana Cox 50.3, Margaret Adeoye 51.01, Christine Ohuruogu 49.43
FRA	Marie Gayot 51.54, Lenora Guion-Firmin 50.26, Muriel Hurtis 51.74, Floria Gueï 50.67
UKR	Darya Prystupa 52.5e, Olga Lyakhova 51.2e, Alina Logvynenko 52.50, Natalya Pygyda 51.18
NGR	Omolara Omotosho 52.4e, Patience George 51.2e, Bukola Abogunloko 54.29, Regina George 49.67
ROU	Adelina Pastor 52.7e, Mirela Lavric 51.8e, Sanda Belgyan 53.08, Bianca Răzor 50.85
ITA	Chiara Bazzoni 52.2e, Marta Milani 51.4e, Maria Erica Spacca 52.66, Libiana Grenot 51.13

RUS	Yuliya Gushchina 51.0e, Tatyana Firova 49.6e, Kseniya Ryzhova 50.23, Antonina Krivoshapka DQ (ADr10.8) (49.40)
-----	--

First round (First 2 & 2 fastest to final) (Aug 16)

Heat 1: 1, United States 3:25.18; 2, Italy 3:29.62; 3, Ukraine 3:29.63; (non-qualifiers) 4, Czech Republic 3:30.48; 5, India 3:38.81

Teams & unofficial splits (e = computed estimate based on photo-finish time at finish line of first leg runner before stagger unwinds)

USA	Ashley Spencer 51.7, Jessica Beard 50.0, Joanna Atkins 51.89, Francena McCorory 51.63
ITA	Chiara Bazzoni 52.7e, Marta Milani 52.4e, Maria Benedict Chigbogu 53.66, Libiana Grenot 50.86
UKR	Darya Prystupa 52.8e, Olga Zemlyak 52.3e, Alina Lohvynenko 52.82, Natalya Pygyda 51.68
CZE	Denisa Rosolová 52.5e, Jitka Bartoníčková 52.1e, Jana Slaninová 54.78, Zuzana Hejnová 51.10
IND	Nirmala 57.3e, Tintu Luka 54.0e, Anu Mariam Jose 54.32, Machettira Raju Poovamma 53.19

Heat 2: 1, Great Britain & NI 3:25.39; 2, Nigeria 3:27.39; 3, France 3:27.75; (non-qualifiers) 4, Bahamas 3:32.91; 5, Trinidad & Tobago 3:33.50; 6, Botswana 3:38.96

Teams & unofficial splits (e = computed estimate based on photo-finish time at finish line of first leg runner before stagger unwinds)

GBR	Eilidh Child 51.7, Shana Cox 50.9, Margaret Adeoye 51.31, Christine Ohuruogu 51.43
NGR	Patience George 52.2e, Bukola Abogunloko 53.5e, Omolara Omotosho 51.76, Regina George 49.93
FRA	Marie Gayot 52.0e, Muriel Hurtis 52.0e, Phara Anacharsis 52.42, Floria Gueï 51.32
BAH	Amara Jones 53.2e, Lanece Clarke 52.3e, Shakeitha Henfield 53.63, Cotrell Martin 53.76
TTO	Shawna Fermin 53.0e, Sparkle McKnight 53.0e, Domonique Williams 53.99, Romona Modeste 53.55
BOT	Goitseone Seleka 56.2e, Lydia Mashila 53.0e, Oarabile Babolayi 56.63, Amantle Montsho 53.15

Heat 3: 1, Romania 3:29.62; (1.) Russia DQ (ADr11.1) (3:23.51); (non-qualifiers) 2, Poland 3:29.75; 3, Belarus 3:30.28; 4, Canada 3:31.09; Jamaica DQ (Tr17.3.1) (3:25.25)

Teams & unofficial splits (e = computed estimate based on photo-finish time at finish line of first leg runner before stagger unwinds)

ROU	Alina Andreea Panainte 53.9e, Adelina Pastor 51.4e, Sanda Belgyan 52.88, Bianca Răzor 51.49
POL	Malgorzata Holub 52.9e, Patrycja Wyciszkievicz 51.3e, Iga Baumgart 53.55, Justyna Święty 51.98
BLR	Hanna Reishal 53.6e, Iryna Khliustava 52.5e, Yulia Yurenya 51.84, Ilona Usovich 52.34
CAN	Alicia Brown 54.1e, Sarah-Lynn Wells 52.1e, Noelle Montcalm 52.54, Jenna Martin 52.39
JAM	Rosemarie Whyte 52.0e, Kaliese Spencer 50.1e, Anastasia Le-Roy 52.04, Christine Day 51.11
RUS	Yuliya Gushchina DQ (ADr10.8) (51.0), Tatyana Firova 50.4, Natalya Antyukh DQ (ADr10.8) (50.78), Kseniya Ryzhova 51.27 (Team also disqualified because of association with squad member Antonina Krivoshapka)

X Beijing 2015

Final (Aug 30)

1,	Jamaica	3:19.13
2,	United States	3:19.44
3,	Great Britain NI	3:23.62
4,	Russia	3:24.84
5,	Ukraine	3:25.94
6,	France	3:26.45
7,	Canada	3:27.69
(5.)	Nigeria	DQ (ADr11.1) (3:25.11)

Rightful finalists: Italy

Day led for Jamaica at the first exchange in 50.3, with former World Champions Ohuruogu and Richards-Ross a surprisingly long way behind. Jackson's excellent 49.5 served to extend the lead to almost 20m. McPherson ran a solid leg of 50.19 for Jamaica, but was totally eclipsed by Felix, who ran one of the fastest ever relay legs – 47.72 – to give the USA a four-metre lead. McCorory held off the vastly experienced Williams-Mills until the last 25m, when the Jamaican flowed past to win by three metres. A long way back, the battle for third was clearly won by Britain ahead of Russia and Nigeria, though the latter team was ultimately disqualified thanks to a prior doping violation by Adeoye.

Teams & unofficial splits: (legs 1-2 from video analysis, legs 3-4 from photo-finish)

JAM	Christine Day 50.3, Shericka Jackson 49.5, Stephenie Ann McPherson 50.19, Novlene Williams-Mills 49.14
USA	Sanya Richards-Ross 51.4, Natasha Hastings 50.4, Allyson Felix 47.72, Francena McCorory 49.93
GBR	Christine Ohuruogu 51.2, Anyika Onuora 51.0, Eilidh Doyle 50.61, Seren Bundy-Davies 50.84
RUS	Nadezhda Kotlyarova 52.0, Kseniya Zadorina 50.9, Kseniya Ryzhova 51.12, Kseniya Aksyonova 50.82
UKR	Olga Zemlyak 52.0, Nataliya Lupu 51.6, Nataliya Pygyda 51.47, Olga Lyakhova 50.89
FRA	Estelle Perrossier 51.9, Marie Gayot 50.7, Agnes Raharolahy 53.95 (fell), Floria Gueï 49.95
CAN	Carline Muir 52.0, Aiyanna Stiverne 51.9, Sage Watson 51.37, Audrey Jean-Baptiste 52.38
NGR	Regina George 52.3, Funke Oladoye 50.9, Tosin Adeloye DQ (ADr10.8) (51.14), Patience George 50.76

First round (First 3 & 2 fastest to final) (Aug 29)

Heat 1: 1, Jamaica 3:23.62; 2, Russia 3:23.75; 3, Canada 3:26.14; (1), Nigeria DQ (ADr11.1) (3:23.27); (non-qualifiers) 4, Romania 3:28.60; 5, Australia 3:28.61; 6, Poland 3:32.83; 7, PR of China 3:34.98

Teams & unofficial splits: (legs 1-2 from video analysis, legs 3-4 from photo-finish)

JAM	Anastasia Le-Roy 52.0, Shericka Jackson 50.0, Chris-Ann Gordon 51.71, Christine Day 49.86
RUS	Mariya Mikhailyuk 51.8, Kseniya Zadorina 50.3, Yekaterina Renzhina 51.25, Kseniya Aksyonova 50.43
CAN	Carline Muir 51.3, Aiyanna Stiverne 51.3, Sage Watson 51.36, Nicole Sassine 52.16
ROU	Andreea Grecu 53.1, Anamaria Ioniță 52.7, Sanda Belgyan 52.39, Bianca Răzor 50.41
AUS	Anneliese Rubie 52.2, Jess Gulli-Nance 52.2, Lauren Wells 52.63, Morgan Mitchell 51.62
POL	Małgorzata Hołub 51.8, Patrycja Wyciszkievicz 51.0, Joanna Linkiewicz 57.59, Justyna Święty 52.49
CHN	Huang Guifen 54.3, Wang Huan 52.9, Li Xue 55.10, Cheng Chong 52.70
NGR	Regina George 51.2, Funke Oladoye 50.6 Tosin Adeloye DQ (ADr10.8) (50.96), Patience George 50.51

Heat 2: 1, United States 3:23.05; 2, Great Britain & NI 3:23.90; 3, France 3:24.86; 4, Ukraine 3:26.01; (non-qualifiers) 5, Italy 3:27.07; 6, Bahamas 3:28.46; 7, Japan 3:28.91; 8, India 3:29.08

Teams & unofficial splits: (legs 1-2 from video analysis, legs 3-4 from photo-finish)

USA	Phyllis Francis 51.3, Jessica Beard 50.5, Sanya Richards-Ross 50.45, Francena McCorory 50.83
GBR	Eilidh Doyle 51.8, Anyika Onuora 50.4, Kirsten McAslan 51.02, Seren Bundy-Davies 50.63
FRA	Estelle Perrossier 52.4, Marie Gayot 50.6, Agnes Raharolahy 52.02, Floria Gueï 49.85
UKR	Yuliya Olishevskaya 53.1, Olga Bibik 51.5, Olga Zemlyak 51.56, Olga Lyakhova 49.87
ITA	Maria Benedicta Chigbolu 52.5, Elena Bonfanti 51.2 Ayomide Folorunso 51.99, Chiara Bazzoni 51.43
BAH	Laniece Clarke 53.4, Christine Amertil 50.5, Katrina Seymour 53.22, Shaunae Miller 51.33
JPN	Seika Aoyama 52.7, Kana Ichikawa 51.6, Asami Chiba 52.21, Sayaka Aoki 52.41
IND	Jisna Mathew 53.5, Tintu Luka 51.7, Debasree Majumdar 51.98, Machettira Raju Poovamma 51.87

London 2017**Final (Aug 13)**

1,	United States	3:19.02
2,	Great Britain & NI	3:25.00
3,	Poland	3:25.41
4,	France	3:26.56
5,	Nigeria	3:26.72
6,	Germany	3:27.45
7,	Botswana	3:28.00
	Jamaica	DNF

Jamaica had a great start to the defence of their title when Gordon clocked 50.9 for her leg, but then disaster struck as McLaughlin-Whilby pulled up on the second leg with a cramp. Meanwhile, Felix was embarking on another of her incredible efforts, a split of 48.7 to put her team 30m ahead. Still to come for the US were Wimbley, who'd clocked 49.2 in the heats, and Francis, who was the new individual World Champion. This time Wimbley registered 49.58 and Francis 50.28, each the fastest of their stages. Their final winning margin was a record 5.98. Britain won the battle for second from Poland.

Felix's World Championship medal haul now stood at a record 11 gold, three silver and two bronzes. To that can be added three more

golds as a youth and indoors. A less obvious record was broken by 1.87 tall Wimbley. She became the tallest woman to win an World Championship gold on the track.

Teams & unofficial splits: (legs 1-2 from hand timekeepers & video analysis, legs 3-4 from photo-finish)

USA	Quanera Hayes 50.5, Allyson Felix 48.7, Shakima Wimbley 49.58, Phyllis Francis 50.28
GBR	Zoey Clark 51.5, Laviai Nielsen 51.0, Eilidh Doyle 51.56, Emily Diamond 50.96
POL	Małgorzata Hołub 51.6, Iga Baumgart 51.0, Aleksandra Gaworska 51.66, Justyna Święty 51.17
FRA	Estelle Perrossier 52.9, Deborah Sananes 51.4, Agnes Raharolahy 51.28, Elea Mariama Diarra 51.01
NGR	Patience George 51.4, Abike Egbeniyi 53.0, Glory Onome Nathaniel 51.45, Yinka Ajayi 50.93
GER	Ruth Sophia Spelmeyer 51.9, Laura Müller 51.7, Nadine Gonska 52.43, Hannah Mergenthaler 51.47
BOT	Christine Botlogetswe 52.3, Lydia Jele 52.1, Galefele Moroko 52.83, Amantle Montsho 50.71
JAM	Chrisann Gordon 50.9, Anneisha McLaughlin-Whilby DNF, Shericka Jackson, Novlene Williams-Mills

First round (First 3 & 2 fastest to final) (Aug 12)

Heat 1: 1, United States 3:21.66; 2, Great Britain & NI 3:24.74; 3, Botswana 3:26.90; 4, France 3:27.59; (non-qualifiers) 5, Australia 3:28.02; 6, Canada 3:28.47; Netherlands DQ (Tr24.6.3); India DQ (Tr17.3.1 & ADr10.8)

Teams & unofficial splits: (legs 1-2 from hand timekeepers & video analysis, legs 3-4 from photo-finish)

USA	Quanera Hayes 50.5, Kendall Ellis 50.9, Shakima Wimbley 49.41, Natasha Hastings 50.80
GBR	Zoey Clark 51.5, Laviai Nielsen 50.4, Perri Shakes-Drayton 52.10, Emily Diamond 50.71
BOT	Christine Botlogetswe 52.5, Lydia Jele 51.0, Galefele Moroko 52.12, Amantle Montsho 51.25
FRA	Deborah Sananes 52.8, Estelle Perrossier 51.5, Agnes Raharolahy 51.59, Elea Mariama Diarra 51.62
AUS	Anneliese Rubie 52.2, Ella Connolly 52.2, Lauren Wells 52.60, Morgan Mitchell 51.07
CAN	Carline Muir 52.5, Aiyanna Stiverne 51.2, Travia Jones 51.93, Natassha McDonald 52.81
NED	Madiea Ghafoor 51.9 estimated, Lisanne De Witte 56.1 estimated, Laura De Witte 52.96, Eva Hovenkamp -
IND	Jisna Mathew 52.5 estimated, Machettira Raju Poovamma 52.0 estimated, Anilda Thomas 52.89, Nirmala Sheoran DQ (ADr10.8)

Heat 2: 1, Jamaica 3:23.64; 2, Nigeria 3:25.40; 3, Germany 3:26.24; 4, Poland 3:26.47; (non-qualifiers) 5, Italy 3:27.81; 6, Ukraine 3:31.84; 7, South Africa 3:37.82; Bahamas DNF

Teams & unofficial splits: (legs 1-2 from hand timekeepers & video analysis, legs 3-4 from photo-finish)

JAM	Anastasia Le Roy 51.6, Anneisha McLaughlin-Whilby 50.7, Chrisann Gordon 50.49, Stephenie Ann McPherson 50.82
NGR	Patience George 51.5, Glory Onome Nathaniel 51.3, Emerald Egwim 52.10, Yinka Ajayi 50.47
GER	Ruth Sophia Spelmeyer 51.7, Nadine Gonska 51.6, Svea Köhrbrück 51.89, Laura Müller 51.10
POL	Małgorzata Hołub 51.9, Patrycja Wyciszkievicz 51.8, Martyna Dąbrowska 51.93, Iga Baumgart 50.79
ITA	Maria Benedicta Chigbolu 51.8, Maria Enrica Spacca 51.9, Libania Grenot 52.11, Ayomide Folorunso 52.00
UKR	Kateryna Klymyuk 52.7, Olga Bibik 52.7, Tetyana Melnyk 53.61, Anastasiya Bryzgina 52.82
RSA	Justine Palframan 52.1, Gena Löfstrand 54.6, Ariane Nel 57.12, Wenda Nel 53.99
BAH	Laniece Clarke 53.5 estimate, Christine Amertil DNF, Anthonique Strachan, Shaquania Dorsett

Doha 2019**Final (Oct 6)**

1,	United States	3:18.92
2,	Poland	3:21.89
3,	Jamaica	3:22.37
4,	Great Britain & NI	3:23.02
5,	Belgium	3:27.15
6,	Ukraine	3:27.48
7,	Netherlands	3:27.89
	Canada	DQ (Tr17.3.1) (3:25.91)

Jamaica won the first heat in a world lead of 3:23.64. That was replaced by the USA's 3:22.96 in heat 2, featuring sub-50 splits from Felix and Okolo. The USA fielded an entirely new squad in the final. Francis put her team into a 6m lead from Poland on leg 1. The stadium clock misleadingly stopped at 49.51 but Francis's actual time was more like 50.6. Despite an excellent 49.7 by Wyciszkievicz, the Poles found

themselves almost 10m further back after McLaughlin was timed by video analysis at 48.8 (as opposed to the calculated estimation of 48.7). Williams ran 49.6 to keep Britain in touch with Jamaica detached. At the front, another hurdler Muhammad widened the US lead to 25m. Meanwhile McPherson brought Jamaica back into the chasing pack with her 49.6 effort. The US anchorwoman Jonathas was out of reach but the battle for silver was lively. Jackson edged ahead for Jamaica, then was outrun in the straight by the experienced Świąty-Ersetic.

The Jamaicans were briefly disqualified for a changeover violation, then reinstated by the referee. Having completely different teams in the heat and final meant that eight US women collected world championship golds in one event. For Felix it was a 16th gold across all World Championships, though her first as a reserve runner.

Teams & unofficial splits where known (c=photo-cell time):

USA	Phyllis Francis 50.5, Sydney McLaughlin 48.8, Dalilah Muhammad 49.43c, Wadeline Jonathas 50.20c
POL	Iga Baumgart-Witan 51.0, Patrycja Wyciszekiewicz 50.0, Małgorzata Hołub-Kowalik 50.7, Justyna Świąty-Ersetic 50.1
JAM	Anastasia Le-Roy 51.5, Tiffany James 51.0, Stephenie Ann McPherson 49.6, Shericka Jackson 50.2
GBR	Zoey Clark 51.8, Jodie Williams 49.6, Emily Diamond 50.7, Laviai Nielsen 50.9
BEL	Hanne Claes 52.1, Imke Vervaeet 51.7, Paulien Couckuyt 51.9, Camille Laus 51.5
UKR	Kateryna Klymyuk 52.8, Olga Lyakhova 51.3, Tetyana Melnyk 52.6, Anna Ryzhykova 50.7
NED	Lieke Klaver 52.6, Lisanne de Witte 50.6, Bianca Baak 52.5, Femke Bol 52.1
CAN	Alicia Brown 52.6, Aiyanna-Brigitte Stiverne 51.1, Madeline Price 51.5, Sage Watson 50.7

First round (First 3 & 2 fastest to final) (Oct 5)

Heat 1: 1, Jamaica 3:23.64; 2, Poland 3:25.78; 3, Canada 3:25.86; 4, Netherlands 3:27.40; (non-qualifiers) 5, Australia 3:28.64; 6, India 3:29.42; 7, France 3:29.66; 8, Nigeria 3:35.90

Teams & unofficial splits where known (c=photo-cell time, e=estimate):

JAM	Roneisha McGregor 51.8, Anastasia Le-Roy 50.9, Tiffany James 50.85 cell, Stephenie Ann McPherson 50.09c
POL	Anna Kiebaszewska 51.9, Małgorzata Hołub-Kowalik 50.9, Patrycja Wyciszekiewicz 50.8, Justyna Świąty-Ersetic 52.2
CAN	Alicia Brown 52.2e, Aiyanna-Brigitte Stiverne 51.0e, Madeline Price 51.4, Sage Watson 51.3
NED	Lieke Klaver 52.3e, Lisanne de Witte 50.6e, Bianca Baak 52.4, Femke Bol 52.1
AUS	Bendere Oboya 51.8e, Lauren Boden 53.1e, Ellie Beer 52.0, Rebecca Bennett 51.8
IND	Jisna Mathew 52.7e, Machettira Raju Poovamma 52.5e, V. K. Vismaya 51.6, Venkatesan Subha 52.7
FRA	Amandine Brossier 52.7e, Déborah Sananes 50.9e, Elise Trynkler 53.4, Agnes Raharolahy 52.7
NGR	Blessing Oladoye 55.9e, Patience George 51.0e, Abike Egbeniyi 55.5, Favour Ofili 53.5

Heat 2: 1, United States 3:22.96; 2, Great Britain & NI 3:24.99; 3, Ukraine 3:26.57; 4, Belgium 3:26.58; (non-qualifiers) 5, Italy 3:27.57; 6, Cuba 3:29.84; 7, Switzerland 3:30.63

Teams & unofficial splits where known (c=photo-cell time, e=estimate):

USA	Jessica Beard 52.2, Allyson Felix 49.8, Kendall Ellis 51.13c, Courtney Okolo 49.85c
GBR	Zoey Clark 52.0, Jodie Williams 51.0, Jessica Turner 51.6, Laviai Nielsen 50.4
UKR	Kateryna Klymyuk 53.0e, Olga Lyakhova 50.9e, Tetyana Melnyk 52.3, Anna Ryzhykova 50.4
BEL	Hanne Claes 52.5e, Imke Vervaeet 51.2e, Paulien Couckuyt 52.2, Camille Laus 50.7
ITA	Maria Benedicta Chigbolu 52.1e, Ayomide Folorunso 52.0e, Giancarla Trevisan 52.3, Raphaela Boaheng Lukudo 51.2
CUB	Zurian Hechavarría 52.3e, Rose M Almanza 51.2e, Adriana Rodríguez 54.7, Roxana Gómez 51.7
SUI	Lea Sprunger 51.9e, Fanette Humair 52.0e, Rachel Pellaud 53.7, Yasmin Giger 53.1

4 x 400 METRES RELAY

Multiple Medallists:

6	Jearl Miles/Clark	USA	91-2, 93-1, 95-1, 97-2, 99-2, 03-1
	Christine Ohuruogu	GBR	05-3, 07-3, 09-3, 11-3, 13-2, 15-3
	Allyson Felix	USA	07-1, 09-1, 11-1, 15-2, 17-1, 19-1h2
	Natasha Hastings	USA	07-1h2, 09-1h1, 11-1h1, 13-1, 15-2, 17-1h1
5	Sanya Richards/Ross	USA	03-1, 07-1, 09-1, 11-1, 15-2
	Novlene Williams/Mills	JAM	05-2, 07-2, 09-2, 11-2, 15-1
	Jessica Beard	USA	09-1h1, 11-1, 13-1, 15-1h2, 19-1h2

Women's 4x100 Metres Relay, continued

Multiple medallists

4	Grit Breuer	GER	91-3, 97-1, 99-3, 01-2
	Lorraine Graham/Fenton	JAM	97-3, 01-1, 03-3, 05-2
	Lee McConnell	GBR	05-3, 07-3, 09-3, 11-3
	Nicola Sanders	GBR	05-3, 07-3, 09-3, 11-3
	Shericka Williams	JAM	05-2, 07-2, 09-2, 11-2
3	Natasha Kaiser/Brown	USA	91-1h1, 93-1, 97-1h2
	Uta Rohländer	GER	91-3, 97-1, 99-3
	Michelle Collins	USA	93-1h2, 97-1h2, 99-2
	Maicel Malone/Wallace	USA	93-1, 97-2, 99-2
	Svetlana Goncharenko	RUS	95-2, 99-1, 03-1h2
	Sandie Richards	JAM	97-3, 01-1, 03-3
	Olesya Zykina	RUS	01-3, 03-2, 05-1h1
	Yuliya Nosova/Pechonkina	RUS	01-3, 03-2, 05-1
	Shereefa Lloyd	JAM	07-2, 09-2, 11-1h3
	Anastasia Le-Roy	JAM	07-3h1, 15-1h1, 19-3
	Francena McCorory	USA	11-1, 13-1, 15-2
	Eilidh Child/Doyle	GBR	13-2, 15-3, 17-2
	Phyllis Francis	USA	15-1h2, 17-1, 19-1
2	31 Women		

Most Finals/Appearances:

7	Miles/Clark	91-2, 93-1, 95-1, 97-2, 99-2, 01-4, 03-1
---	-------------	--

National Placings:

	1	2	3	4	5	6	7	8	Points
USA	9	4	1	1	1	-	-	-	115
GER	3	1	2	3	2	3	-	-	75
JAM	2	4	3	1	1	1	-	-	74
GBR	-	2	6	2	2	2	-	-	74
RUS	2	3	1	3	-	-	-	-	58
POL	-	1	1	1	1	1	1	-	27
FRA	-	-	1	1	-	4	1	-	25
NGR	-	-	-	-	4	2	1	-	24
URS	1	1	1	-	-	-	-	-	21
CAN	-	-	-	2	-	1	1	1	16
UKR	-	-	-	1	2	1	-	-	16
CZE	-	-	-	1	2	-	1	-	15
AUS	-	-	1	-	-	1	-	-	9
BLR	-	-	-	1	1	-	-	-	9
CUB	-	-	-	-	-	-	4	-	8
TCH	-	1	-	-	-	-	-	-	7
BEL	-	-	-	-	1	-	-	-	4
ROU	-	-	-	-	-	1	-	1	4
BUL	-	-	-	-	-	-	1	1	3
BOT	-	-	-	-	-	-	1	-	2
CMR	-	-	-	-	-	-	1	-	2
ESP	-	-	-	-	-	-	1	-	2
NED	-	-	-	-	-	-	1	-	2
ITA	-	-	-	-	-	-	-	2	2
HUN	-	-	-	-	-	-	-	1	1
MEX	-	-	-	-	-	-	-	1	1
SUI	-	-	-	-	-	-	-	1	1
Totals	17	17	17	17	17	17	14	8	597

UNIVERSAL

4 x 400 Metres Relay

Doha 2019

Final (Sep 28)

1,	United States	3:09.34 _{WR}
2,	Jamaica	3:11.78
3,	Bahrain	3:11.82
4,	Great Britain & NI	3:12.27
5,	Poland	3:12.33
6,	Belgium	3:14.22
7,	India	3:15.77
8,	Brazil	3:16.22

The threshold for the first world record was set by World Athletics at 3:13.20, which was the time clocked by the USA's 'Philadelphia Force' team at Eugene in 2016. A quicker mark of 3:11.89 by Bahrain in 2018 was discounted owing to a doping violation. The world record target was therefore relatively soft on the day of the heats. US anchor-

man Igbokwe was clearly unaware of the statistics as he eased off before crossing the line to win heat one, risking world record plaques for him and his team. Happily the 3:13.20 was still clipped to 3:12.42. Doha 2019 had its first world record with three other teams inside the old standard. The other heat was much slower, but was memorable because Japan chose woman-man-man-woman for their order, whereas every other team had a male anchor. So 17 year-old 53.44 performer Takashima had a substantial lead when she got the baton, but was quickly caught and passed by the anchormen from all the other seven teams.

In the final it was Poland who tried something different to the usual pattern of man-woman-woman-man. Both their men went first, while every other team had women on their middle legs. It meant that Felix (50.4) was pitted against Omelko (44.8) on leg 2. The Poles reached 800m in 1:31.07 more than 50m up, but that was cut by around 10m on leg three which was notable for Eid Naser's stint. She brought Bahrain up from eighth to fifth with a 49.1. At the bell (2:22.22), Poland led from the US, Jamaica, Britain and Bahrain. It was obvious that Cherry (44.1) would flash past Polish anchorwoman Święty-Ersetic on the last backstraight. She then succumbed to Jamaica, Bahrain and Britain in the final 100m. The day-old world record was improved by more than three seconds and Felix won a record 12th gold from these championships, with one more to come for her heat run in the Doha women's 4x400m.

The man versus woman clashes across both rounds were jarring to watch. It was understandable when World Athletics agreed, in March 2022, that for future championships there would be a set order of man-woman-man-woman for all teams.

Teams & unofficial splits where known (c=photo-cell time):

USA	Wil London 44.9, Allyson Felix ♀ 50.4, Courtney Okolo ♀ 50.0, Michael Cherry 44.1
JAM	Nathon Allen 45.1, Roneisha McGregor ♀ 51.2, Tiffany James ♀ 50.6, Javon Francis 44.9
BRN	Musa Isah 46.1, Aminat Jamal ♀ 52.4, Salwa Eid Naser ♀ 49.1, Abbas Abubaker 44.3
GBR	Rabah Yousif 45.9, Zoey Clark ♀ 51.3, Emily Diamond ♀ 50.3, Martyn Rooney 44.8
POL	Wiktor Suwara 46.3, Rafał Omelko 44.8, Iga Baumgart-Witan ♀ 51.15c, Justyna Święty-Ersetic ♀ 50.11c
BEL	Dylan Borlée 46.0, Hanne Claes ♀ 52.0, Camille Laus ♀ 51.2, Kevin Borlée 45.1
IND	Muhammed Anas Yahya 45.6, V. K. Vismaya ♀ 52.4, Jisna Mathew ♀ 53.0, Noah Nirmal Tom 44.8
BRA	Lucas Carvalho 46.1, Tiffani da Silva ♀ 51.5, Geisa Coutinho ♀ 52.5, Alexander Ruso 46.2

First round (First 3 & 2 fastest to final) (Sep 27)

Heat 1: 1, United States 3:12.42WR; 2, Jamaica 3:12.73; 3, Bahrain 3:12.74; 4, Great Britain & NI 3:12.80; (non-qualifiers) 5, Canada 3:16.76; 6, France 3:17.17; 7, Ukraine 3:17.50; 8, Czech Republic 3:18.01

Teams & unofficial splits where known (c=photo-cell time, e = computed estimate based on photo-finish time at finish line of first leg runner before stagger unwinds):

USA	Tyrell Richard 45.1, Jessica Beard ♀ 50.6, Jasmine Blocker ♀ 51.27c, Obi Igbokwe 45.44c
JAM	Nathon Allen 45.4e, Janieve Russell ♀ 51.5e, Roneisha McGregor ♀ 51.1, Javon Francis 44.8
BRN	Musa Isah 46.4e, Aminat Jamal ♀ 52.2e, Salwa Eid Naser ♀ 50.0, Abbas Abubaker 44.2
GBR	Rabah Yousif 45.9, Zoey Clark ♀ 50.9, Emily Diamond ♀ 50.9, Martyn Rooney 45.1
CAN	Austin Cole 46.6e, Aiyanna-Brigitte Stiverne ♀ 51.6e, Madeline Price ♀ 51.8, Philip Osei 46.8
FRA	Mame-Ibra Anne 46.7e, Amandine Brossier ♀ 51.6e, Agnes Raharolahy ♀ 53.1, Thomas Jordier 45.8
UKR	Danylo Danylenko 46.7e, Tetyana Melnyk ♀ 52.1e, Kateryna Klymyuk ♀ 52.7, Oleksiy Pozdnyakov 46.0
CZE	Jan Tešář 46.4e, Lada Vondrová ♀ 51.9e, Tereza Petržilková ♀ 53.4, Patrik Šorm 46.4

Heat 2: 1, Poland 3:15.47; 2, Brazil 3:16.12; 3, India 3:16.14; 4, Belgium 3:16.16; (non-qualifiers) 5, Italy 3:16.52; 6, Kenya 3:17.09; 7, Germany 3:17.85; 8, Japan 3:18.77

Teams & unofficial splits where known (c=photo-cell time, e = computed estimate based on photo-finish time at finish line of first leg runner before stagger unwinds):

POL	Wiktor Suwara 46.4e, Anna Kielbasińska ♀ 51.4e, Małgorzata Holub-Kowalik ♀ 51.0, Rafał Omelko 46.7
BRA	Anderson Henriques 46.2e, Tiffani da Silva ♀ 51.5e, Geisa Coutinho ♀ 52.7, Lucas Carvalho 45.8
IND	Muhammed Anas Yahya 45.9e, V. K. Vismaya ♀ 52.0e, Jisna Mathew ♀ 51.9, Noah Nirmal Tom 46.4

BEL	Robin Vanderbemden 46.1e, Camille Laus ♀ 51.7e, Imke Vervaeet ♀ 52.4, Dylan Borlée 46.0
ITA	Edoardo Scotti 46.5e, Giancarla Trevisan ♀ 52.2e, Raphaela Boaheng Lukudo ♀ 51.3, Brayan Lopez 46.6
KEN	Alphas Kishoyan 46.1e, Gladys Musyoki ♀ 53.3e, Mary Moraa ♀ 52.1, Alex Sampao 45.6
GER	Marvin Schlegel 47.0e, Luna Bulmahn ♀ 52.7e, Karolina Pahlitzsch ♀ 52.3, Manuel Sanders 45.9
JPN	Seika Aoyama ♀ 53.2, Kota Wakabayashi 45.6, Tomoya Tamura 46.3, Saki Takashima ♀ 53.62c

4 x 400 METRES RELAY									
National Placings:	1	2	3	4	5	6	7	8	Points
USA	1	-	-	-	-	-	-	-	8
JAM	-	1	-	-	-	-	-	-	7
BRN	-	-	1	-	-	-	-	-	6
GBR	-	-	-	1	-	-	-	-	5
POL	-	-	-	-	1	-	-	-	4
BEL	-	-	-	-	-	1	-	-	3
IND	-	-	-	-	-	-	1	-	2
BRA	-	-	-	-	-	-	-	1	1
Totals	1	1	1	1	1	1	1	1	36

EXHIBITION PARA SPORT EVENTS

Wheelchair

Rome 1987

Men's 1500 Metres (Sep 4)

1,	Mustapha Badid	FRA	3:54.32
2,	Lars Lofström	SWE	3:54.90
3,	Franz Nietlispach	SUI	3:55.27
4,	Gregor Golombek	FRG	3:55.81
5,	Ramada Hamed Nezar	KUW	3:55.82
6,	Scott Patterson	CAN	3:55.91
7,	Håkan Ericsson	SWE	3:57.74
8,	Bill Duff	USA	4:01.88
9,	Paolo Oberhofer	ITA	4:36.91

Women's 800 metres (Sep 4)

1,	Diane Rakiecki	CAN	2:32.52
2,	Connie Hansen	DEN	2:37.07
3,	Ingrid Lauridsen	DEN	2:39.95
4,	Debbie Kosrelyk	CAN	2:40.15
5,	Kay McShane	IRL	2:43.23
6,	Daniela Jutzeler	SUI	2:45.05
7,	Brenda Zajac	USA	2:45.35
8,	Milena Balsamo	ITA	2:53.30

Tokyo 1991

Men's 1500 Metres (Aug 31)

1,	Markus Pilz	GER	3:16.24
2,	Mustapha Badid	FRA	3:16.37
3,	Philippe Couprie	FRA	3:16.41
4,	Luke Gingras	CAN	3:16.56
5,	Håkan Ericsson	SWE	3:18.61
6,	Farhid Amarouche	FRA	3:21.11
7,	Hiroyuki Nakamura	JPN	3:36.03
8,	Yasuhiro Fujikawa	JPN	3:36.08

Women's 800 Metres (Aug 31)

1,	Connie Hansen	DEN	2:00.47
2,	Daniela Jutzeler	SUI	2:00.76
3,	Chantal Peticlerc	CAN	2:01.35
4,	Barbara Maier	GER	2:01.42
5,	Jean Driscoll	USA	2:01.43

6,	Deanna Sodoma	USA	2:01.63
7,	Kazu Hatanaka	JPN	2:07.27
	Yumi Ito	JPN	DQ

6,	Edith Hunkeler	SUI	2:03.67
7,	Yvonne Semisch	GER	2:07.34
8,	Irene Kourouvani	GRE	3:07.83

Stuttgart 1993**Men's 1500 Metres (Aug 20)**

1,	Franz Nietlisbach	SUI	3:15.38
2,	Mike Noe	USA	3:16.65
3,	Heinz Frei	SUI	3:16.90
4,	Jeff Adams	CAN	3:17.17
5,	Markus Pilz	GER	3:18.36
6,	Saul Hernández	MEX	3:18.39
7,	Scott Hollonbeck	USA	3:18.63
8,	François Amarouche	FRA	3:18.63
9,	Jean Marc Berset	SUI	3:18.93
10,	Winfried Sigg	GER	3:19.72

Women's 800 Metres (Aug 20)

1,	Louise Sauvage	AUS	1:54.39
2,	Connie Hansen	DEN	2:00.94
3,	Tanni Grey	GBR	2:01.22
4,	Monika Wetterström	SWE	2:01.43
5,	Daniela Jutzeler	SUI	2:01.48
6,	Lily Anggreny	GER	2:01.54
7,	Chantal Petitclerc	CAN	2:01.56

Gothenburg 1995**Men's 1500 Metres (Aug 12)**

1,	Jeff Adams	CAN	3:18.25
2,	Philippe Couprie	FRA	3:18.83
3,	Steve Orens	BEL	3:18.97
4,	Ernst Van Dyk	RSA	3:19.93
5,	Claude Issorat	FRA	3:20.08
6,	Feike Waque	NED	3:20.15
7,	Joel Jeannot	FRA	3:20.46
8,	Scott Hollonbeck	USA	3:20.57

Women's 800 Metres (Aug 12)

1,	Louise Sauvage	AUS	1:52.60
2,	Chantal Petitclerc	CAN	1:52.88
3,	DeAnna Sodoma	USA	1:53.23
4,	Tanni Grey	GBR	1:53.35
5,	Lily Anggreny	GER	1:53.51
6,	Diane Roy	CAN	1:54.37
7,	Gunilla Wallengren	SWE	1:59.30
8,	Sofia Dettman	SWE	2:00.95

Athens 1997**Men's 1500 Metres (Aug 8)**

1,	Saul Mendoza	MEX	3:06.30
2,	Heinz Frei	SUI	3:06.42
3,	Franz Nietlispach	SUI	3:06.43
4,	Jeff Adams	CAN	3:06.52
5,	Philippe Couprie	FRA	3:06.55
6,	Jorge Luna	MEX	3:06.56
7,	Håkan Ericsson	SWE	3:07.96
	Tasos Vardaxoglou	GRE	DNF

Women's 800 Metres (Aug 8)

1,	Louise Sauvage	AUS	1:52.11
2,	Chantal Petitclerc	CAN	1:52.49
3,	Tanni Grey	GBR	1:56.46
4,	Monica Wetterström	SWE	1:57.10
5,	Lily Anggreny	GER	1:57.70

Edmonton 2001**Men's 1500 Metres (Aug 10)**

1,	Aaron Gordian	MEX	3:08.04
2,	Jeff Adams	CAN	3:08.13
3,	Saul Hernandez Mendoza	MEX	3:08.16
4,	Jun Hiromichi	JPN	3:08.24
5,	Ralph Brunner	GER	3:08.58
6,	Tana Rawat	THA	3:09.03
7,	Jean Jeannot	FRA	3:09.17
8,	Heinz Frei	SUI	3:10.24
9,	Kelly Smith	CAN	3:10.37

Women's 800 Metres (Aug 10)

1,	Louise Sauvage	AUS	1:56.86
2,	Ariadne Hernández	MEX	1:56.99
3,	Wakako Tsuchida	JPN	1:57.35
4,	Chantal Petitclerc	CAN	1:57.86
5,	Gunilla Wallengren	SWE	1:58.02
6,	Edith Hunkeler	SUI	1:58.85
7,	Patrice Dockery	IRL	2:02.67
8,	Diane Roy	CAN	2:03.18

Paris 2003**Men's 1500 Metres (Aug 29)**

1,	Joel Jeannot	FRA	3:13.03
2,	Jeff Adams	CAN	3:14.94
3,	Saul Hernandez Mendoza	MEX	3:15.12
4,	Ralph Brunner	GER	3:15.42
5,	Robert Figl	GER	3:15.46
7,	Prawat Wahorum	THA	3:16.01
7,	Nobukazu Hanaoka	JPN	3:16.44
8,	Ernst van Dyk	RSA	3:16.62
9,	Claude Issorat	FRA	3:17.87
10,	Tyler Byers	USA	3:48.96

Women's 1500 Metres (Aug 29)

1,	Louise Sauvage	AUS	1:57.15
2,	Diane Roy	CAN	1:57.72
3,	Ariadne Hernández	MEX	1:57.99
4,	Chantal Petitclerc	CAN	1:58.16
5,	Edith Hunkeler	SUI	1:58.23
6,	Cheri Blauwet	USA	1:59.05
7,	Sandra Graf	SUI	2:03.97
8,	Yvonne Semisch	GER	2:04.34

Helsinki 2005**Men's 100 Metres (Aug 6) (2.8)**

1,	David Weir	GBR	14.15w
2,	Kenny van Weeghel	NED	14.19
3,	Leo-Pekka Tahti	FIN	14.22
4,	Daniel Normandin	CAN	14.84
5,	Sebastian Cleem	GER	14.94
6,	Colin Mathieson	CAN	15.15
7,	Supachai Koysup	THA	15.25

Men's 200 Metres (Aug 14) (-0.3)

1,	David Weir	GBR	25.47
2,	Kenny van Weeghel	NED	25.80
3,	Supachai Koysup	THA	26.03
4,	Leo-Pekka Tahti	FIN	26.06

5,	Yoshifumi Nagao	JPN	26.32
6,	Sebastian Cleem	GER	26.63
7,	Jeff Adams	CAN	26.75
8,	Colin Mathieson	CAN	26.91

Men's Javelin Throw (Aug 11)

1,	Jacques Martin	CAN	24.97
2,	Markku Niimimaki	FIN	23.82
3,	Gerasimos Vrionis	GRE	16.75
4,	Christos Agourakis	GRE	15.30

Osaka 2007**Men's 1500 Metres (Sep 1)**

1,	Kurt Fearnley	AUS	3:26.30
2,	Soejima Masazumi	JPN	3:26.62
3,	Marcel Hug	SUI	3:26.71
4,	Kota Hokinoue	JPN	3:27.10
5,	Denis Lemeunier	FRA	3:27.97
6,	Jun Hiromichi	JPN	3:28.13
7,	Brian Aldis	GBR	3:28.41
8,	Prawat Wahorum	THA	3:28.90
9,	Aaron Gordian	MEX	3:29.06

Women's 1500 Metres (Sep 1)

1,	Chantal Petitclerc	CAN	3:37.10
2,	Edith Hunkeler	SUI	3:37.49
3,	Jessica Galli	USA	3:37.77
4,	Amanda McGrory	USA	3:38.02
5,	Wakako Tsuchida	JPN	3:39.31
6,	Diane Roy	CAN	3:40.38
7,	Kazu Hatanaka	JPN	3:40.47
8,	Shelly Woods	GBR	3:40.84
9,	Sandra Graf	SUI	3:41.13
10,	Tatyana McFadden	USA	3:41.20

Daegu 2011**Men's 400 Metres (Sep 3)**

1,	Richard Colman	AUS	49.36
2,	Yoo Byung-Hoon	KOR	50.69
3,	Jung Dong-Ho	KOR	50.76
4,	Josh George	USA	50.97
5,	Pichet Krungget	THA	51.31
6,	Mickey Bushell	GBR	51.70
7,	Jun Hiromichi	JPN	51.93
8,	Erik Gauthier	CAN	53.08

Women's 800 Metres (Sep 3)

1,	Diane Roy	CAN	1:50.91
2,	Wakako Tsuchida	JPN	1:51.11
3,	Shelly Woods	GBR	1:51.27
4,	Madison de Rozario	AUS	1:51.95
5,	Manuela Schaer	SUI	1:52.01
6,	Gunilla Wallengren	SWE	1:52.05
7,	Amberlynn Weber	USA	1:55.43
8,	Kang Kyung-sun	KOR	2:33.18

Vision Impairment**Seville 1999****Men's 200 Metres Race 1 (Aug 26) (0.6)**

1,	Andrew Curtis	GBR	24.26
2,	Petr Novak	CZE	24.52
3,	Aladji Ba	FRA	25.15
	Mauro Porpora	ITA	DNF

Men's 200 Metres Race 2 (Aug 26) (0.7)

1,	Julio Requena	ESP	24.09
----	---------------	-----	-------

2,	Arian Iznaga	CUB	24.62
3,	Lorenzo Ricci	ITA	24.73
4,	Luis Bullido	ESP	26.01

Women's 100 Metres Race 1 (Aug 26) (0.9)

1,	Yelena Frolova	RUS	13.85
2,	Sonya Bell	USA	15.37
	Durga Midya	IND	DQ (15.59)
	Galina Belevich	BLR	DQ (17.32)

The disqualifications were due to the guide crossing the finish line before their athlete (International Blind Sports Association rule is 7.4.3)

Women's 100 Metres Race 2 (Aug 26) (0.1)

1,	Purificacion Santamarta	ESP	12.55
2,	Maria Ligorio	ITA	12.81
3,	Raquel Díaz	ESP	12.91
4,	Tracey Hinton	GBR	12.94

Edmonton 2001**Men's 100 Metres (Aug 6) (-0.6)**

1,	Lorenzo Ricci	ITA	11.71
2,	Julio Requena	ESP	11.79
3,	Koji Saito	JPN	11.83
4,	Luis Bullido	ESP	12.00

Women's 200 Metres (Aug 6) (-2.5)

1,	Adria Rocha Santos	BRA	25.76
2,	Santmarta Purificacion	ESP	26.83
3,	Maria Jose Alves	BRA	26.86
4,	Vanessa Ortega	ESP	27.84

Paris 2003**Men's 400 Metres (Aug 27)**

1,	Carlos Lopes	POR	52.41
2,	Armondo Jose Sayovo	ANG	53.05
3,	Aladji Ba	FRA	55.42
	Luis Bullido	ESP	DQ

Women's 200 Metres (Aug 27) (0.7)

1,	Adria Rocha Santos	BRA	25.22
2,	Assia El Hannouni	FRA	25.78
3,	Santmarta Purificacion	ESP	26.28
4,	Maria Jose Alves	BRA	26.30

Limb Deficiency**Edmonton 2001****Men's 200 Metres (Aug 5) (-0.4)**

1,	Neil Fuller	AUS	23.31
2,	Marcus Ehm	GER	23.74
3,	Dominique Andre	FRA	24.26
4,	David Barallo	ESP	24.54
5,	Michael Linhard	AUT	25.48
6,	Rob Snoek	CAN	25.53
7,	Marco Duenas	ESP	26.25
	Roderick Green	USA	DNF

Women's 100 Metres (Aug 5) (-1.8)

1,	Amy Winters	AUS	12.72
2,	Catherine Bader-Bille	GER	13.75
3,	Meaghan Starr	AUS	13.76
4,	Sabine Wagner	GER	14.35
5,	Mary Shea Cowart	USA	14.67
6,	Kelly Bruno	USA	14.92
7,	Andrea Scherney	AUT	14.94

Limb Deficiency**Paris 2003****Men's 200 Metres (Aug 28) (-0.5)**

1,	Marlon Shirley	USA	22.93
2,	Danny Andrews	USA	23.60
3,	Dominique Andre	FRA	23.83
4,	Neil Fuller	AUS	24.23
5,	Marcus Ehm	GER	24.37
6,	Roderick Green	USA	24.96
7,	Roberto La Barbera	ITA	25.13
8,	David Barrallo	ESP	25.43

Cerebral Palsy**Paris 2003****Men's 400 Metres (Aug 28)**

1,	Mohammed Allek	ALG	55.33
2,	Matthew Slade	NZL	56.63
3,	Lamouri Rahmouni	FRA	57.81
4,	Rene Schramm	GER	58.22
5,	Darren Thrupp	GER	58.49
6,	Laurent Escurat	FRA	63.39

EXHIBITION MASTER'S EVENTS**Beijing 2015****Men's 800 Metres (Aug 29)**

1,	David Heath	GBR	2:00.92
2,	Gunnar Rune Durén	SWE	2:03.41
3,	Michael Sherar	CAN	2:03.61
4,	Anselm Lebourne	USA	2:03.75
5,	Benoît Zavattero	FRA	2:04.47
6,	Peter Oberliessen	GER	2:05.08
7,	Allan Cook	AUS	2:05.59
8,	Giuseppe Romen	ITA	2:07.32
9,	Wang Chunsheng	CHN	2:08.78
10,	Paul Osland	CAN	2:10.60

Women's 400 Metres (Aug 29)

1,	Sally Read-Cayton	GBR	60.05
2,	Virginia Mitchell	GBR	60.81
3,	Elizabeth Wilson	NZL	62.54
4,	Julie Forster	AUS	62.86
5,	Renee Henderson	USA	63.88
6,	Gianna Mogentale	AUS	64.96
7,	Yukiko Usui	JPN	65.34
8,	Mayka Emmi Garoglio	ARG	66.10
9,	Guo Xiuju	CHN	70.51

AGE GROUP GRAND SLAMS

Athletes winning World Athletics Championship gold medals as an under-18 (youth), under-20 (junior) and senior. Including World Indoor Championships (i), World Cross Country Championships (WXC), World Race Walking Team Championships (team wins only, from 2016), those awarded golds to relay runners who run in heats only (-ht), and golds won when part of a scoring team (-t). Those in bold have also been senior Olympic Champions (or gold medallists). Note that World under-18 (youth) Championships were discontinued after 2017.

MEN (14)**Usain Bolt JAM**

Augustine Choge KEN
Jacques Frietag RSA

Arman Hall USA**Kirani James GRN**

Niklas Kaul GER
Yomif Kejelcha ETH

Consensus Kipruto KEN

Dexter Lee JAM

Josh Mance USA

Kevin Mayer FRA

Bryshon Nellum USA

David Storl GER

Christian Taylor USAUnder-18**200m**

3000m

HJ

400m, MedleyR**200m, 400m**

Decathlon

3000m

2000mSC

100m

MedleyR

Octathlon

MedleyR

SP

TJ

Under-20**200m**

5000m, XC, XC-t

HJ

4x400mR**400m**

Decathlon

5000m

3000mSC

100m

4x400mR

Decathlon

4x400mR

SP

4x400mR-htSenior**100m, 200m, 4x100mR**

XC-s, XC-t

HJ

4x400mR**400m**

Decathlon

3000m-i

3000mSC

4x100mR-ht

4x400mR-ht

Decathlon, Heptathlon-i

4x400mR

SP

TJ

WOMEN (9)**Valerie Adams/Vili NZL**

Alexandria Anderson USA

Veronica Campbell-Brown JAM**Natasha Hastings USA****Yelena Isinbaeva RUS**

Katarina Johnson-Thompson GBR

Faith Kipyegon KEN

Jana Pittman/Rawlinson AUS

Dani Samuels/Stevens AUS

Under-18**SP**

MedleyR

100m, 4x100mR**400m, MedleyR****PV**

Heptathlon

1500m

400m

DT

Under-20**SP**

4x100mR, 4x400mR

100m, 200m**400m, 4x400mR****PV**

LJ

1500m, XC-t

400m, 400mH

DT

Senior**SP, SP-i**

4x100mR-ht

100m, 200m, 4x100mR, 60m-i**4x400mR, 4x400mR-i****PV, PV-i**

Pentathlon-i, Heptathlon

1500m, XC-t

400mH

DT



WORLD ATHLETIC SERIES RESULTS

This section contains the names of the first three finishers at every World Athletic Series event, including discontinued events. The order in which these competitions are listed is that originally defined in the World Athletics Series Technical Regulations. The World Athletics Championships (see from page 95 for full results) take first place in that order

The symbol “**X**” is shown next to those events where the original winner or podium order was adjusted after a doping-related disqualification

WORLD ATHLETICS INDOOR CHAMPIONSHIPS

Venues - 1985: Paris (World Indoor Games; 18/19 Jan); 1987: Indianapolis (6-8 Mar); 1989: Budapest (3-5 Mar); 1991: Sevilla (8-10 Mar); 1993: Toronto (12-14 Mar); 1995: Barcelona (10-12 Mar); 1997: Paris (7-9 Mar); 1999: Maebashi (5-7 Mar); 2001: Lisboa (9-11 Mar); 2003: Birmingham (14-16 Mar); 2004: Budapest (5-7 Mar); 2006: Moskva (10-12 Mar); 2008: Valencia (7-9 Mar); 2010: Doha (12-14 Mar); 2012: Istanbul (9-11 Mar); 2014: Sopot (7-9 Mar); 2016: Portland (17-20 Mar); 2018: Birmingham (1-4 Mar); 2022: Beograd (18-20 Mar); 2023: Nanjing (17-19 Mar); 2024: Glasgow (1-3 Mar)

YEAR	GOLD	SILVER	BRONZE
MEN			
60 Metres			
1985	<i>Ben Johnson</i> CAN 6.62	<i>Sam Graddy</i> USA 6.63	<i>Ronald Desruelles</i> BEL 6.68
1987	X Lee McRae USA 6.50	Mark Witherspoon USA 6.54	Cesco Pavoni ITA 6.59
1989	Andrés Simón CUB 6.52	John Myles-Mills GHA 6.59	Cesco Pavoni ITA 6.61
1991	Andre Cason USA 6.54	Linford Christie GBR 6.55	Chidi Imoh NGR 6.60
1993	Bruny Surin CAN 6.50	Frankie Fredericks NAM 6.51	Talal Mansoor QAT 6.57
1995	Bruny Surin CAN 6.46	Darren Braithwaite GBR 6.51	Robert Esmie CAN 6.55
1997	Haris Papadias GRE 6.50	Michael Green JAM 6.51	Davidson Ezinwa NGR 6.52
1999	Maurice Greene USA 6.42	Tim Harden USA 6.43	Jason Gardener GBR 6.46
2001	Tim Harden USA 6.44	Tim Montgomery USA 6.46	Mark Lewis-Francis GBR 6.51
2003	Justin Gatlin USA 6.46	Kim Collins SKN 6.53	Jason Gardener GBR 6.55
2004	Jason Gardener GBR 6.49	Shawn Crawford USA 6.52	Yórgos Theodorídes GRE 6.54
2006	Leonard Scott USA 6.50	Andrey Yepishin RUS 6.52	Terrence Trammell USA 6.54
2008	Olusoji Fasuba NGR 6.51	Kim Collins SKN 6.54	
		Dwain Chambers GBR 6.54	
2010	Dwain Chambers GBR 6.48	Mike Rodgers USA 6.53	Daniel Bailey ANT 6.57
2012	Justin Gatlin USA 6.46	Nesta Carter JAM 6.54	Dwain Chambers GBR 6.60
2014	Richard Kilty GBR 6.49	Marvin Bracy USA 6.51	Femi Ogunode QAT 6.52
2016	Trayvon Bromell USA 6.47	Asafa Powell JAM 6.50	Ramon Gittens BAR 6.51
2018	Christian Coleman USA 6.37	Su Bingtian CHN 6.42	Ronnie Baker USA 6.44
2022	Lamont Marcell Jacobs ITA 6.41	Christian Coleman USA 6.41	Marvin Bracy USA 6.44
200 Metres (Discontinued after 2004)			
1985	<i>Aleksandr Yevgenyev</i> URS 20.95	<i>Ade Mafe</i> GBR 20.96	<i>João da Silva</i> BRA 21.19
1987	Kirk Baptiste USA 20.73	Bruno Marie-Rose FRA 20.89	Robson da Silva BRA 20.92
1989	John Regis GBR 20.54	Ade Mafe GBR 20.87	Kevin Little USA 21.12
1991	Nikolay Antonov BUL 20.67	Linford Christie GBR 20.72	Ade Mafe GBR 20.92
1993	James Trapp USA 20.63	Damien Marsh AUS 20.71	Kevin Little USA 20.72
1995	Geir Moen NOR 20.58	Troy Douglas BER 20.94	Sebastián Keitel CHI 20.98
1997	Kevin Little USA 20.40	Iván García CUB 20.46	Francis Obikwelu NGR 21.10
1999	Frankie Fredericks NAM 20.10	Obadele Thompson BAR 20.26	Kevin Little USA 20.48
2001	Shawn Crawford USA 20.63	Christian Malcolm GBR 20.76	Patrick van Balkom NED 20.96
2003	Marlon Devonish GBR 20.62	Joseph Batangdon CMR 20.76	Dominic Demeritte BAH 20.92
2004	Dominic Demeritte BAH 20.66	Johan Wissman SWE 20.72	Tobias Unger GER 21.02
400 Metres			
1985	<i>Thomas Schönlebe</i> GDR 45.60	<i>Todd Bennett</i> GBR 45.97	<i>Mark Rowe</i> USA 46.31
1987	Antonio McKay USA 45.98	Roberto Hernández CUB 46.09	Michael Franks USA 46.19
1989	Antonio McKay USA 45.59	Ian Morris TTO 46.09	Cayetano Cornet ESP 46.40
1991	Devon Morris JAM 46.17	Samson Kitur KEN 46.21	Cayetano Cornet ESP 46.52
1993	Butch Reynolds USA 45.26	Sunday Bada NGR 45.75	Darren Clark AUS 46.45
1995	Darnell Hall USA 46.17	Sunday Bada NGR 46.38	Mikhail Vdovin RUS 46.65
1997	Sunday Bada NGR 45.51	Jamie Baulch GBR 45.62	Shunji Karube JPN 45.76
1999	Jamie Baulch GBR 45.73	Milton Campbell USA 45.99	Alejandro Cardenas MEX 46.02
2001	Daniel Caines GBR 46.40	Milton Campbell USA 46.45	Danny McFarlane JAM 46.74

YEAR	GOLD			SILVER			BRONZE		
2003	Tyree Washington	USA	45.34	Daniel Caines	GBR	45.43	Jamie Baulch	GBR	45.99
							Paul McKee	IRL	45.99
2004	Alleyne Francique	GRN	45.88	Davian Clarke	JAM	45.92	Gary Kikaya	COD	46.30
2006	Alleyne Francique	GRN	45.54	California Molefe	BOT	45.75	Chris Brown	BAH	45.78
2008	Tyler Christopher	CAN	45.67	Johan Wissman	SWE	46.04	Chris Brown	BAH	46.26
2010	Chris Brown	BAH	45.96	William Collazo	CUB	46.31	Jamaal Torrance	USA	46.43
2012	Nery Brenes	CRC	45.11	Demetrius Pinder	BAH	45.34	Chris Brown	BAH	45.90
2014	Pavel Maslák	CZE	45.24	Chris Brown	BAH	45.58	Kyle Clemons	USA	45.74
2016	Pavel Maslák	CZE	45.44	Abdalelah Haroun	QAT	45.59	Deon Lendore	TTO	46.17
2018	Pavel Maslák	CZE	45.47	Michael Cherry	USA	45.84	Deon Lendore	TTO	46.37
2022	Jereem Richards	TTO	45.00	Trevor Bassitt	USA	45.05	Carl Bengström	SWE	45.33

800 Metres

1985	Colomán Trabado	ESP	1:47.42	Benjamin González	ESP	1:47.94	Ikem Billy	GBR	1:48.28
1987	José Luiz Barbosa	BRA	1:47.49	Vladimir Graudyn	URS	1:47.68	Faouzi Lahbi	MAR	1:47.79
1989	Paul Ereng	KEN	1:44.84	José Luiz Barbosa	BRA	1:45.55	Tonino Viali	ITA	1:46.95
1991	Paul Ereng	KEN	1:47.08	Tomás de Teresa	ESP	1:47.82	Simon Hoogewerf	CAN	1:47.88
1993	Tom McKean	GBR	1:47.29	Charles Nkazamyampi	BDI	1:47.62	Nico Motchebon	GER	1:48.15
1995	Clive Terrelonge	JAM	1:47.30	Benson Koech	KEN	1:47.51	Pavel Soukup	CZE	1:47.74
1997	Wilson Kipketer	DEN	1:42.67	Mahjoub Haïda	MAR	1:45.76	Rich Kenah	USA	1:46.16
1999	Johan Botha	RSA	1:45.47	Wilson Kipketer	DEN	1:45.49	Nico Motchebon	GER	1:45.74
2001	Yuriy Borzakovskiy	RUS	1:44.49	Johan Botha	RSA	1:46.42	André Bucher	SUI	1:46.46
2003	David Krummenacker	USA	1:45.69	Wilson Kipketer	DEN	1:45.87	Wilfred Bungei	KEN	1:46.54
2004	Mbulaeni Mulaudzi	RSA	1:45.71	Rashid Ramzi	BRN	1:46.15	Osmar dos Santos	BRA	1:46.26
2006	Wilfred Bungei	KEN	1:47.15	Mbulaeni Mulaudzi	RSA	1:47.16	Yuriy Borzakovskiy	RUS	1:47.38
2008	Abubaker Kaki	SUD	1:44.81	Mbulaeni Mulaudzi	RSA	1:44.91	Youssef Saad Kamel	BRN	1:45.26
2010	Abubaker Kaki	SUD	1:46.23	Boaz Lalang	KEN	1:46.39	Adam Kszczot	POL	1:46.69
2012	Mohammed Aman	ETH	1:48.36	Jakub Holuša	CZE	1:48.62	Andrew Osagie	GBR	1:48.92
2014	Mohammed Aman	ETH	1:46.40	Adam Kszczot	POL	1:46.76	Andrew Osagie	GBR	1:47.10
2016	Boris Berian	USA	1:45.83	Antoine Gakeme	BDI	1:46.65	Erik Sowinski	USA	1:47.22
2018	Adam Kszczot	POL	1:47.47	Drew Windle	USA	1:47.99	Saul Ordóñez	ESP	1:48.01
2022	Mariano García	ESP	1:46.20	Noah Kibet	KEN	1:46.35	Bryce Hoppel	USA	1:46.51

1500 Metres

1985	Mike Hillardt	AUS	3:40.27	José Luis González	ESP	3:41.36	Joseph Chesire	KEN	3:41.38
1987	Marcus O'Sullivan	IRL	3:39.04	José Abascal	ESP	3:39.13	Han Kulker	NED	3:39.51
1989	Marcus O'Sullivan	IRL	3:36.64	Hauke Fuhlbrügge	GDR	3:37.80	Jeff Atkinson	USA	3:38.12
1991	Noureddine Morceli	ALG	3:41.57	Fermín Cacho	ESP	3:42.68	Mário Silva	POR	3:43.85
1993	Marcus O'Sullivan	IRL	3:45.00	David Strang	GBR	3:45.30	Branko Zorko	CRO	3:45.39
1995	Hicham El Guerrouj	MAR	3:44.54	Mateo Cañellas	ESP	3:44.85	Eric Nedeau	USA	3:44.91
1997	Hicham El Guerrouj	MAR	3:35.31	Rüdiger Stenzel	GER	3:37.24	William Tanui	KEN	3:37.48
1999	Haile Gebrselassie	ETH	3:33.77	Laban Rotich	KEN	3:33.98	Andrés Díaz	ESP	3:34.46
2001	Rui Silva	POR	3:51.06	Reyes Estévez	ESP	3:51.25	Noah Ngeny	KEN	3:51.63
2003	Driss Maazouzi	FRA	3:42.59	Bernard Lagat	KEN	3:42.62	Abdelkader Hachlaf	MAR	3:42.71
2004	Paul Korir	KEN	3:52.31	Ivan Heshko	UKR	3:52.34	Laban Rotich	KEN	3:52.93
2006	Ivan Heshko	UKR	3:42.08	Daniel Kipchirchir Komen	KEN	3:42.55	Elkana Angwenyi	KEN	3:42.98
2008	Deresse Mekonnen	ETH	3:38.23	Daniel Kipchirchir Komen	KEN	3:38.54	Juan Carlos Higuero	ESP	3:38.82
2010	Deresse Mekonnen	ETH	3:41.86	Abdalaati Iguider	MAR	3:41.96	Haron Keitany	KEN	3:42.32
2012	Abdelaati Iguider	MAR	3:45.21	İlham Tanui Özbilen	TUR	3:45.35	Mekonnen Gebremedhin	ETH	3:45.90
2014	Ayanleh Souleiman	DJI	3:37.52	Aman Wote	ETH	3:38.08	Abdelaati Iguider	MAR	3:38.21
2016	Matthew Centrowitz	USA	3:44.22	Jakub Holuša	CZE	3:44.30	Nick Willis	NZL	3:44.37
2018	Samuel Tefera	ETH	3:58.19	Marcin Lewandowski	POL	3:58.39	Abdelaati Iguider	MAR	3:58.43
2022	Samuel Tefera	ETH	3:32.77	Jakob Ingebrigtsen	NOR	3:33.02	Abel Kipsang	KEN	3:33.36

3000 Metres

1985	João Campos	POR	7:57.63	Don Clary	USA	7:57.78	Ivan Uvizl	TCH	7:57.92
1987	Frank O'Mara	IRL	8:03.32	Paul Donovan	IRL	8:03.99	Terry Brahm	USA	8:03.92
1989	Saïd Aouita	MAR	7:47.94	José Luis González	ESP	7:48.66	Dieter Baumann	FRG	7:50.47
1991	Frank O'Mara	IRL	7:41.14	Hammou Boutayeb	MAR	7:43.64	Rob Denmark	GBR	7:43.90
1993	Gennaro Di Napoli	ITA	7:50.26	Eric Dubus	FRA	7:50.57	Enrique Molina	ESP	7:51.10
1995	Gennaro Di Napoli	ITA	7:50.89	Anacleto Jiménez	ESP	7:50.98	Brahim Jabbour	MAR	7:51.42
1997	Haile Gebrselassie	ETH	7:34.71	Paul Bitok	KEN	7:38.84	Smaïl Sghir	MAR	7:40.01
1999	Haile Gebrselassie	ETH	7:53.57	Paul Bitok	KEN	7:53.79	Million Wolde	ETH	7:53.85
2001	Hicham El Guerrouj	MAR	7:37.74	Mohammed Mourhit	BEL	7:38.94	Alberto García	ESP	7:39.96
2003	Haile Gebrselassie	ETH	7:40.97	Alberto García	ESP	7:42.08	Luke Kipkosgei	KEN	7:42.56
2004	Bernard Lagat	KEN	7:56.34	Rui Silva	POR	7:57.08	Markos Geneti	ETH	7:57.87
2006	Kenenisa Bekele	ETH	7:39.32	Saif Saeed Shaheen	QAT	7:41.28	Eliud Kipchoge	KEN	7:42.58
2008	Tariku Bekele	ETH	7:48.23	Paul Kipsiele Koech	KEN	7:49.05	Abreham Cherkos	ETH	7:49.96

YEAR	GOLD			SILVER			BRONZE		
2010	Bernard Lagat	USA	7:37.97	Sergio Sánchez	ESP	7:39.55	Sammy Mutahi	KEN	7:39.90
2012	Bernard Lagat	USA	7:41.44	Augustine Choge	KEN	7:41.77	Edwin Soi	KEN	7:41.78
2014	Caleb Ndiku	KEN	7:54.94	Bernard Lagat	USA	7:55.22	Dejen Gebremeskel	ETH	7:55.39
2016	Yomif Kejelcha	ETH	7:57.21	Ryan Hill	USA	7:57.39	Augustine Choge	KEN	7:57.43
2018	Yomif Kejelcha	ETH	8:14.41	Selemon Barega	ETH	8:15.59	Bethwel Birgen	KEN	8:15.70
2022	Selemon Barega	ETH	7:41.28	Lamecha Girma	ETH	7:41.68	Marc Scott	GBR	7:42.02

60 Metres Hurdles (106.7cm)

1985	<i>Stéphane Caristan</i>	FRA	7.67	<i>Javier Moracho</i>	ESP	7.69	<i>Jon Ridgeon</i>	GBR	7.70
1987	Tonie Campbell	USA	7.51	Stéphane Caristan	FRA	7.62	Nigel Walker	GBR	7.66
1989	Roger Kingdom	USA	7.43	Colin Jackson	GBR	7.45	Igor Kazanov	URS	7.59
1991	Greg Foster	USA	7.45	Igor Kazanov	URS	7.47	Mark McKoy	CAN	7.49
1993	Mark McKoy	CAN	7.41	Colin Jackson	GBR	7.43	Tony Dees	USA	7.43
1995	Allen Johnson	USA	7.39	Courtney Hawkins	USA	7.41	Tony Jarrett	GBR	7.42
1997	Anier García	CUB	7.48	Colin Jackson	GBR	7.49	Tony Dees	USA	7.50
1999	Colin Jackson	GBR	7.38	Reggie Torian	USA	7.40	Falk Balzer	GER	7.44
2001	Terrence Trammell	USA	7.51	Anier García	CUB	7.54	Shaun Bownes	RSA	7.55
2003	Allen Johnson	USA	7.47	Anier García	CUB	7.49	Liu Xiang	CHN	7.52
2004	Allen Johnson	USA	7.36	Liu Xiang	CHN	7.43	Maurice Wignall	JAM	7.48
2006	Terrence Trammell	USA	7.43	Dayron Robles	CUB	7.46	Dominique Arnold	USA	7.52
2008	Liu Xiang	CHN	7.46	Allen Johnson	USA	7.55	Stanislav Olijar	LAT	7.60
							Yevgeniy Borisov	RUS	7.60
2010	Dayron Robles	CUB	7.34	Terrence Trammell	USA	7.36	David Oliver	USA	7.44
2012	Aries Merritt	USA	7.44	Liu Xiang	CHN	7.49	Pascal Martinot-Lagarde	FRA	7.53
2014	Omo Osaghae	USA	7.45	Pascal Martinot-Lagarde	FRA	7.46	Garfield Darien	FRA	7.47
2016	Omar McLeod	JAM	7.41	Pascal Martinot-Lagarde	FRA	7.46	Dimitri Bascou	FRA	7.48
2018	Andy Pozzi	GBR	7.46	Jarret Eaton	USA	7.47	Aurel Manga	FRA	7.54
2022	Grant Holloway	USA	7.39	Pascal Martinot-Lagarde	FRA	7.40	Jarret Eaton	USA	7.53

High Jump

1985	<i>Patrik Sjöberg</i>	SWE	2.32	<i>Javier Sotomayor</i>	CUB	2.30	<i>Othmane Belfaa</i>	ALG	2.27
1987	Igor Paklin	URS	2.38	Gennadiy Avdyeyenko	URS	2.38	Jan Zvara	TCH	2.34
1989	Javier Sotomayor	CUB	2.43	Dietmar Mögenburg	FRG	2.35	Patrik Sjöberg	SWE	2.35
1991	Hollis Conway	USA	2.40	Artur Partyka	POL	2.37	Javier Sotomayor	CUB	2.31
							Aleksey Yemelin	URS	2.31
1993	Javier Sotomayor	CUB	2.41	Patrik Sjöberg	SWE	2.39	Steve Smith	GBR	2.37
1995	Javier Sotomayor	CUB	2.38	Lámbros Papakóstas	GRE	2.35	Tony Barton	USA	2.32
1997	Charles Austin	USA	2.35	Lámbros Papakóstas	GRE	2.32	Dragutin Topić	YUG	2.32
1999	Javier Sotomayor	CUB	2.36	Vyacheslav Voronin	RUS	2.36	Charles Austin	USA	2.33
2001	Stefan Holm	SWE	2.32	Andrey Sokolovskiy	UKR	2.29	Staffan Strand	SWE	2.29
2003	Stefan Holm	SWE	2.35	Yaroslav Rybakov	RUS	2.33	Gennadiy Moroz	BLR	2.30
2004	Stefan Holm	SWE	2.35	Yaroslav Rybakov	RUS	2.32	Jaroslav Bába	CZE	2.25
							Germaine Mason	JAM	2.25
							Stefan Vasilache	ROU	2.25
2006	Yaroslav Rybakov	RUS	2.37	Andrey Tereshin	RUS	2.35	Linus Thörnblad	SWE	2.33
2008	Stefan Holm	SWE	2.36	Yaroslav Rybakov	RUS	2.34	Kyriakos Ioannou	CYP	2.30
							Andra Manson	USA	2.30
2010	Ivan Ukhov	RUS	2.36	Yaroslav Rybakov	RUS	2.31	Dusty Jonas	USA	2.31
2012	Dimitrios Hondrokoúkis	GRE	2.33	Andrey Silnov	RUS	2.33	Ivan Ukhov	RUS	2.31
2014	✘ Mutaz Essa Barshim	QAT	2.38	Andrii Protsenko	UKR	2.36	Erik Kynard	USA	2.34
2016	Gianmarco Tamberi	ITA	2.36	Robbie Grabarz	GBR	2.33	Erik Kynard	USA	2.33
2018	Danil Lysenko	ANA	2.36	Mutaz Essa Barshim	QAT	2.33	Mateusz Przybylko	GER	2.29
2022	Woo Sang-Hyeok	KOR	2.34	Loïc Gasch	SUI	2.31	Hamish Kerr	NZL	2.31
							Gianmarco Tamberi	ITA	2.31

Pole Vault

1985	<i>Sergey Bubka</i>	URS	5.75	<i>Thierry Vigneron</i>	FRA	5.70	<i>Vasilij Bubka</i>	URS	5.60
1987	Sergey Bubka	URS	5.85	Earl Bell	USA	5.80	Thierry Vigneron	FRA	5.80
1989	Radion Gataullin	URS	5.85	Grigoriy Yegorov	URS	5.80	Joe Dial	USA	5.70
1991	Sergey Bubka	URS	6.00	Viktor Ryzhenkov	URS	5.80	Ferenc Salbert	FRA	5.70
1993	Radion Gataullin	RUS	5.90	Grigoriy Yegorov	KAZ	5.80	Jean Galfione	FRA	5.80
1995	Sergey Bubka	UKR	5.90	Igor Potapovich	KAZ	5.80	Okkert Brits	RSA	5.75
							Andrei Tiwontchik	GER	5.75
1997	Igor Potapovich	KAZ	5.90	Lawrence Johnson	USA	5.85	Maksim Tarasov	RUS	5.75
1999	Jean Galfione	FRA	6.00	Jeff Hartwig	USA	5.95	Danny Ecker	GER	5.85
2001	Lawrence Johnson	USA	5.95	Tye Harvey	USA	5.90	Romain Mesnil	FRA	5.85
2003	Tim Lobinger	GER	5.80	Michael Stolle	GER	5.75	Rens Blom	NED	5.75
2004	Igor Pavlov	RUS	5.80	Adam Ptáček	CZE	5.70	Denis Yurchenko	UKR	5.70
2006	Brad Walker	USA	5.80	Alhaji Jeng	SWE	5.70	Tim Lobinger	GER	5.60

YEAR	GOLD			SILVER			BRONZE		
2008	Yevgeniy Lukyanenko	RUS	5.90	Brad Walker	USA	5.85	Steven Hooker	AUS	5.80
2010	Steven Hooker	AUS	6.01	Malte Mohr	GER	5.70	Alexander Straub	GER	5.65
2012	Renaud Lavillenie	FRA	5.95	Björn Otto	GER	5.80	Brad Walker	USA	5.80
2014	Konstadínos Filippídis	GRE	5.80	Malte Mohr	GER	5.80	Jan Kudlička	CZE	5.80
2016	Renaud Lavillenie	FRA	6.02	Sam Kendricks	USA	5.80	Piotr Lisek	POL	5.75
2018	Renaud Lavillenie	FRA	5.90	Sam Kendricks	USA	5.85	Piotr Lisek	POL	5.85
2022	Armand Duplantis	SWE	6.20	Thiago Braz	BRA	5.95	Chris Nilsen	USA	5.90

Long Jump

1985	Jan Leitner	TCH	7.96	Gyulai Pálóczi	HUN	7.94	Giovanni Evangelisti	ITA	7.88
1987	Larry Myricks	USA	8.23	Paul Emordi	NGR	8.01	Giovanni Evangelisti	ITA	8.01
1989	Larry Myricks	USA	8.37	Dietmar Haaf	GER	8.17	Mike Conley	USA	8.11
1991	Dietmar Haaf	GER	8.15	Jaime Jefferson	CUB	8.04	Giovanni Evangelisti	ITA	7.93
1993	Iván Pedroso	CUB	8.23	Joe Greene	USA	8.13	Jaime Jefferson	CUB	7.98
1995	Iván Pedroso	CUB	8.51	Matthias Sunneborn	SWE	8.20	Erick Walder	USA	8.14
1997	Iván Pedroso	CUB	8.51	Kirill Sosunov	RUS	8.41	Joe Greene	USA	8.41
1999	Iván Pedroso	CUB	8.62	Yago Lamela	ESP	8.56	Erick Walder	USA	8.30
2001	Iván Pedroso	CUB	8.43	Kareem Streete-Thompson	CAY	8.16	Carlos Calado	POR	8.16
2003	Dwight Phillips	USA	8.29	Yago Lamela	ESP	8.28	Miguel Pate	USA	8.21
2004	Savanté Stringfellow	USA	8.40	James Beckford	JAM	8.31	Vitaliy Shkurlatov	RUS	8.28
2006	Ignisious Gaisah	GHA	8.30	Irving Saladino	PAN	8.29	Andrew Howe	ITA	8.19
2008	Khotso Mokoena	RSA	8.08	Chris Tomlinson	GBR	8.06	Mohamed S. Al-Khwalidi	KSA	8.01
2010	Fabrice Lapierre	AUS	8.17	Khotso Mokoena	RSA	8.08	Mitchell Watt	AUS	8.05
2012	Mauro da Silva	BRA	8.23	Henry Frayne	AUS	8.23	Aleksandr Menkov	RUS	8.22
2014	Mauro da Silva	BRA	8.28	Li Jinzhe	CHN	8.23	Michel Tornéus	SWE	8.21
2016	Marquis Dendy	USA	8.26	Fabrice Lapierre	AUS	8.25	Huang Changzhou	CHN	8.21
2018	Juan Miguel Echevarría	CUB	8.46	Luvo Manyonga	RSA	8.44	Marquis Dendy	USA	8.42
2022	Miliítiádis Tentóglou	GRE	8.55	Thobias Montler	SWE	8.38	Marquis Dendy	USA	8.27

Triple Jump

1985	Khristo Markov	BUL	17.22	Lázaro Betancourt	CUB	17.15	Lázaro Balcindes	CUB	16.83
1987	Mike Conley	USA	17.54	Oleg Protzenko	URS	17.26	Frank Rutherford	BAH	17.02
1989	Mike Conley	USA	17.65	Jorge Reyna	CUB	17.41	Juan López	CUB	17.28
1991	Igor Lapshin	URS	17.31	Leonid Voloshin	URS	17.04	Tord Henriksson	SWE	16.80
1993	Pierre Camara	FRA	17.59	Maris Bruziks	LAT	17.36	Brian Wellman	BER	17.27
1995	Brian Wellman	BER	17.72	Yoelbi Quesada	CUB	17.62	Serge Hélan	FRA	17.06
1997	Yoel García	CUB	17.30	Aliecer Urrutia	CUB	17.27	Aleksandr Aseledchenko	RUS	17.22
1999	Charles Friedek	GER	17.18	LaMark Carter	USA	16.98	Zsolt Czingler	HUN	16.98
2001	Paolo Camossi	ITA	17.32	Jonathan Edwards	GBR	17.26	Andrew Murphy	AUS	17.20
2003	Christian Olsson	SWE	17.70	Walter Davis	USA	17.35	Yoelbi Quesada	CUB	17.27
2004	Christian Olsson	SWE	17.83	Jadel Gregório	BRA	17.43	Yoandri Betanzos	CUB	17.36
2006	Walter Davis	USA	17.73	Jadel Gregório	BRA	17.56	Yoandri Betanzos	CUB	17.42
2008	Phillips Idowu	GBR	17.75	David Girat	CUB	17.47	Nelson Évora	POR	17.27
2010	Teddy Tamgho	FRA	17.90	Yoandris Betanzos	CUB	17.69	David Girat	CUB	17.36
2012	Will Claye	USA	17.70	Christian Taylor	USA	17.63	Lyukman Adams	RUS	17.36
2014	Ernesto Revé	CUB	17.33	Pedro Pablo Pichardo	CUB	17.24	Marian Oprea	ROU	17.21
2016	Dong Bin	CHN	17.33	Max Hess	GER	17.14	Benjamin Compaoré	FRA	17.09
2018	Will Claye	USA	17.43	Almir dos Santos	BRA	17.41	Nelson Évora	POR	17.40
2022	Lázaro Martínez	CUB	17.64	Pedro Pablo Pichardo	POR	17.46	Donald Scott	USA	17.21

Shot Put (7.26kg)

1985	Remigius Machura	TCH	21.22	Udo Beyer	GDR	21.10	Jānis Bojārs	URS	19.94
1987	Ulf Timmermann	GDR	22.24	Werner Günthör	SUI	21.61	Sergey Smirnov	URS	20.67
1989	Ulf Timmermann	GDR	21.75	Randy Barnes	USA	21.28	Georg Andersen	NOR	20.98
1991	Werner Günthör	SUI	21.17	Klaus Bodenmüller	AUT	20.42	Ron Backes	USA	20.06
1993	Mike Stulce	USA	21.27	Jim Doehring	USA	21.08	Aleksandr Bagach	UKR	20.63
1995	Mika Halvari	FIN	20.74	C J Hunter	USA	20.58	Dragan Perić	YUG	20.36
1997	Yuriy Belonog	UKR	21.02	Aleksandr Bagach	UKR	20.94	John Godina	USA	20.87
1999	Aleksandr Bagach	UKR	21.41	John Godina	USA	21.06	Yuriy Belonog	UKR	20.89
2001	John Godina	USA	20.82	Adam Nelson	USA	20.72	Manuel Martínez	ESP	20.67
2003	Manuel Martínez	ESP	21.24	John Godina	USA	21.23	Yuriy Belonog	UKR	21.13
2004	Christian Cantwell	USA	21.49	Reese Hoffa	USA	21.07	Joachim B. Olsen	DEN	20.99
2006	Reese Hoffa	USA	22.11	Joachim B. Olsen	DEN	21.16	Pavel Sofyin	RUS	20.68
2008	Christian Cantwell	USA	21.77	Reese Hoffa	USA	21.20	Tomasz Majewski	POL	20.93
2010	Christian Cantwell	USA	21.83	Ralf Bartels	GER	21.44	Dylan Armstrong	CAN	21.39
2012	Ryan Whiting	USA	22.00	David Storl	GER	21.88	Tomasz Majewski	POL	21.72
2014	Ryan Whiting	USA	22.05	David Storl	GER	21.79	Tom Walsh	NZL	21.26
2016	Tom Walsh	NZL	21.78	Andrei Gag	ROU	20.89	Filip Mihaljević	CRO	20.87
2018	Tom Walsh	NZL	22.31	David Storl	GER	21.44	Tomáš Staněk	CZE	21.44
2022	Darlan Romani	BRA	22.53	Ryan Crouser	USA	22.44	Tomas Walsh	NZL	22.31

YEAR	GOLD			SILVER			BRONZE		
------	------	--	--	--------	--	--	--------	--	--

Heptathlon (Invitation event only in 1993)

1993	<i>Dan O'Brien</i>	USA	6476	<i>Mike Smith</i>	CAN	6279	<i>Eduard Hämäläinen</i>	BLR	6075
1995	Christian Plaziat	FRA	6246	Tomás Dvorák	CZE	6169	Henrik Dağård	SWE	6142
1997	Robert Změlík	CZE	6228	Erki Nool	EST	6213	Jón Arnur Magnússon	ISL	6145
1999	Sebastian Chmara	POL	6386	Erki Nool	EST	6374	Roman Šebrle	CZE	6319
2001	Roman Šebrle	CZE	6420	Jón Arnur Magnússon	ISL	6233	Lev Lobodin	RUS	6202
2003	Tom Pappas	USA	6361	Lev Lobodin	RUS	6297	Roman Šebrle	CZE	6196
2004	Roman Šebrle	CZE	6438	Bryan Clay	USA	6365	Lev Lobodin	RUS	6203
2006	André Niklaus	GER	6192	Bryan Clay	USA	6187	Roman Šebrle	CZE	6161
2008	Bryan Clay	USA	6371	Andrey Kravchenko	BLR	6234	Dmitriy Karpov	KAZ	6131
2010	Bryan Clay	USA	6204	Trey Hardee	USA	6184	Aleksey Drozdov	RUS	6141
2012	Ashton Eaton	USA	6645	Oleksiy Kasyanov	UKR	6071	Artem Lukyanenko	RUS	5969
2014	Ashton Eaton	USA	6632	Andrey Kravchenko	BLR	6303	Thomas van der Plaetsen	BEL	6259
2016	Ashton Eaton	USA	6470	Oleksiy Kasyanov	UKR	6182	Mathias Brugger	GER	6126
2018	Kevin Mayer	FRA	6348	Damian Warner	CAN	6343	Maicel Uibo	EST	6265
2022	Damian Warner	CAN	6489	Simon Ehammer	SUI	6363	Ash Moloney	AUS	6344

5000 Metres Walk (Discontinued after 1993)

1985	<i>Gérard Lelièvre</i>	FRA	19:06.20	<i>Maurizio Damilano</i>	ITA	19:11.41	<i>David Smith</i>	AUS	19:16.04
1987	Mikhail Shchennikov	URS	18:27.79	Jozef Pribilinec	TCH	18:27.80	Ernesto Canto	MEX	18:38.71
1989	Mikhail Shchennikov	URS	18:27.10	Roman Mrázek	TCH	18:28.90	Frants Kostyukevich	URS	18:34.07
1991	Mikhail Shchennikov	URS	18:23.55	Giovanni DeBenedictis	ITA	18:23.60	Frants Kostyukevich	URS	18:47.05
1993	Mikhail Shchennikov	RUS	18:32.10	Robert Korzeniowski	POL	18:35.91	Mikhail Orlov	RUS	18:43.48

4 x 400 Metres Relay

1991	Germany	3:03.05	United States	3:03.24	Italy	3:05.51
1993	United States	3:04.20	Trinidad & Tobago	3:07.02	Japan	3:07.30
1995	United States	3:07.37	Italy	3:09.12	Japan	3:09.73
1997	United States	3:04.93	Jamaica	3:08.11	France	3:08.11
1999	United States	3:02.83	Poland	3:03.01	Great Britain & NI	3:03.20
2001 ✕	Poland	3:04.47	Russia	3:04.82	Jamaica	3:05.45
2003 ✕	Jamaica	3:04.21	Great Britain & NI	3:06.12	Poland	3:06.61
2004	Jamaica	3:05.21	Russia	3:06.23	Ireland	3:10.44
2006	United States	3:03.24	Poland	3:04.67	Russia	3:06.91
2008	United States	3:06.79	Jamaica	3:07.69	Dominican Republic	3:07.77
2010	United States	3:03.40	Belgium	3:06.94	Great Britain & NI	3:07.52
2012	United States	3:03.94	Great Britain & NI	3:04.72	Trinidad & Tobago	3:06.85
2014	United States	3:02.13	Great Britain & NI	3:03.49	Jamaica	3:03.69
2016	United States	3:02.45	Bahamas	3:04.75	Trinidad & Tobago	3:05.51
2018	Poland	3:01.77	United States	3:01.97	Belgium	3:02.51
2022	Belgium	3:06.52	Spain	3:06.82	Netherlands	3:06.90

Medley Relay (Invitation event only in 1993)

1993	<i>United States</i>	3:15.10	<i>Brazil</i>	3:16.11	<i>Canada</i>	3:16.93
------	----------------------	---------	---------------	---------	---------------	---------

WOMEN**60 Metres**

1985	<i>Silke Gladisch</i>	GDR	7.20	<i>Heather Oakes</i>	GBR	7.21	<i>Christelle Bulteau</i>	FRA	7.34
1987 ✕	Nelli Cooman	NED	7.08	Aneliya Nuneva	BUL	7.10	Angela Bailey	CAN	7.12
1989	Nelli Cooman	NED	7.05	Gwen Torrence	USA	7.07	Merlene Ottey	JAM	7.10
1991	Irina Sergeyeva	URS	7.02	Merlene Ottey	JAM	7.08	Liliana Allen	CUB	7.12
1993	Gail Devers	USA	6.95	Irina Privalova	RUS	6.97	Zhanna Tarnopolskaya	UKR	7.21
1995	Merlene Ottey	JAM	6.97	Melanie Paschke	GER	7.10	Carlette Guidry	USA	7.11
1997	Gail Devers	USA	7.06	Chandra Sturup	BAH	7.15	Frédérique Bangué	FRA	7.17
1999 ✕	Katerína Thánou	GRE	6.96	Gail Devers	USA	7.02	Philomena Mensah	CAN	7.07
2001	Chandra Sturup	BAH	7.05	Angela Williams	USA	7.09	Chryste Gaines	USA	7.12
2003 ✕	Angela Williams	USA	7.16	Torri Edwards	USA	7.17	Merlene Ottey	SLO	7.20
2004	Gail Devers	USA	7.08	Kim Gevaert	BEL	7.12	Yuliya Nesterenko	BLR	7.12
2006	Me'Lisa Barber	USA	7.01	Lauryn Williams	USA	7.01	Kim Gevaert	BEL	7.11
2008	Angela Williams	USA	7.06	Jeanette Kwakye	GBR	7.08	Tahesia Harrigan	IVB	7.09
2010 ✕	Veronica Campbell-Brown	JAM	7.00	Carmelita Jeter	USA	7.05	Ruddy Zang Milama	GAB	7.14
							Sheri-Ann Brooks	JAM	7.14
2012	Veronica Campbell-Brown	JAM	7.01	Murielle Houré	CIV	7.04	Tianna Madison	USA	7.09
2014	Shelly-Ann Fraser-Pryce	JAM	6.98	Murielle Houré	CIV	7.01	Tianna Bartoletta	USA	7.06
2016	Barbara Pierre	USA	7.02	Dafne Schippers	NED	7.04	Elaine Thompson	JAM	7.06
2018	Murielle Houré	CIV	6.97	Marie Josée Ta Lou	CIV	7.05	Mujinga Kambundji	SUI	7.05
2022	Mujinga Kambundji	SUI	6.96	Mikiah Brisco	USA	6.99	Marybeth Sant Price	USA	7.04

YEAR	GOLD			SILVER			BRONZE		
200 Metres (Discontinued after 2004)									
1985	<i>Marita Koch</i>	GDR	23.09	<i>Christine Cazier</i>	FRA	23.33	<i>Kim Robertson</i>	NZL	23.69
1987	Heike Drechsler	GDR	22.27	Merlene Ottey	JAM	22.66	Grace Jackson	JAM	23.21
1989	Merlene Ottey	JAM	22.34	Grace Jackson	JAM	22.95	Natalya Kovtun	URS	23.28
1991	Merlene Ottey	JAM	22.24	Irina Sergeyeva	URS	22.41	Grit Breuer	GER	22.58
1993	Irina Privalova	RUS	22.15	Melinda Gainsford	AUS	22.73	Natalya Voronova	RUS	22.90
1995	Melinda Gainsford	AUS	22.64	Pauline Davis	BAH	22.68	Natalya Voronova	RUS	23.01
1997	Katerina Koffa	GRE	22.76	Juliet Cuthbert	JAM	22.77	Svetlana Goncharenko	RUS	22.85
1999	Ionela Tîrlea	ROU	22.39	Svetlana Goncharenko	RUS	22.69	Pauline Davis	BAH	22.70
2001	Juliet Campbell	JAM	22.64	LaTasha Jenkins	USA	22.96	Natalya Safronnikova	BLR	23.17
2003	✗ Muriel Hurtis	FRA	22.54	Anastasiya Kapachinskaya	RUS	22.80	Juliet Campbell	JAM	22.81
2004	✗ Natalya Safronnikova	BLR	23.13	Svetlana Goncharenko	RUS	23.15	Karin Mayr-Krifka	AUT	23.18
400 Metres									
1985	<i>Diane Dixon</i>	USA	53.35	<i>Regine Berg</i>	BEL	53.81	<i>Charmaine Crooks</i>	CAN	54.08
1987	Sabine Busch	GDR	51.66	Lillie Leatherwood	USA	52.54	Judit Forgács	HUN	52.68
1989	Helga Arendt	FRG	51.52	Diane Dixon	USA	51.77	Jillian Richardson	CAN	52.02
1991	Diane Dixon	USA	50.64	Sandra Myers	ESP	50.99	Anita Protti	SUI	51.41
1993	Sandie Richards	JAM	50.93	Tatyana Alekseyeva	RUS	51.03	Jearl Miles	USA	51.37
1995	Irina Privalova	RUS	50.23	Sandie Richards	JAM	51.38	Daniela Georgieva	BUL	51.78
1997	Jearl Miles-Clark	USA	50.96	Sandie Richards	JAM	51.17	Helena Fuchsová	CZE	52.04
1999	Grit Breuer	GER	50.80	Falilat Ogunkoya	NGR	51.25	Jearl Miles-Clark	USA	51.45
2001	Sandie Richards	JAM	51.04	Olga Kotlyarova	RUS	51.56	Olesya Zykina	RUS	51.71
2003	Natalya Nazarova	RUS	50.83	Christine Amertil	BAH	51.11	Grit Breuer	GER	51.13
2004	Natalya Nazarova	RUS	50.19	Olesya Krasnomovets	RUS	50.65	Tonique Williams	BAH	50.87
2006	Olesya Krasnomovets	RUS	50.04	Vania Stambolova	BUL	50.21	Christine Amertil	BAH	50.34
2008	Olesya Zykina	RUS	51.09	Natalya Nazarova	RUS	51.10	Shareese Woods	USA	51.41
2010	✗ Debbie Dunn	USA	51.04	Vania Stambolova	BUL	51.50	Amantle Montsho	BOT	52.53
2012	Sanya Richards-Ross	USA	50.79	Aleksandra Fedoriva	RUS	51.76	Natasha Hastings	USA	51.82
2014	Francena McCorory	USA	51.12	Kaliese Spencer	JAM	51.54	Shaunae Miller	BAH	52.06
2016	Kemi Adekoya	BRN	51.45	Ashley Spencer	USA	51.72	Quanera Hayes	USA	51.76
2018	Courtney Okolo	USA	50.55	Shakima Wimbley	USA	51.47	Eilidh Doyle	GBR	51.60
2022	Shaunae Miller-Uibo	BAH	50.31	Femke Bol	NED	50.57	Stephanie Ann McPherson	JAM	50.79
800 Metres									
1985	<i>Cristeana Cojocar</i>	ROU	2:04.22	<i>Jane Finch</i>	GBR	2:04.71	<i>Maria Simeanu</i>	ROU	2:05.51
1987	Christine Wachtel	GDR	2:01.32	Gabriela Sedláková	TCH	2:01.85	Lyubov Karyukova	URS	2:01.98
1989	Christine Wachtel	GDR	1:59.24	Tatyana Grebenchuk	URS	1:59.53	Ellen Kiessling	GDR	1:59.68
1991	Christine Wachtel	GER	2:01.51	Violeta Beclea	ROU	2:01.75	Ella Kovacs	ROU	2:01.79
1993	Maria Mutola	MOZ	1:57.55	Svetlana Masterkova	URS	1:59.18	Joetta Clark	USA	1:59.86
1995	Maria Mutola	MOZ	1:57.62	Yelena Afanasyeva	RUS	1:59.79	Letitia Vriesde	SUR	2:00.36
1997	Maria Mutola	MOZ	1:58.96	Natalya Dukhnova	BLR	1:59.31	Joetta Clark	USA	1:59.82
1999	Ludmila Formanová	CZE	1:56.90	Maria Mutola	MOZ	1:57.17	Natalya Tsyganova	RUS	1:57.47
2001	Maria Mutola	MOZ	1:59.74	Stephanie Graf	AUT	1:59.78	Helena Fuchsová	CZE	2:01.18
2003	Maria Mutola	MOZ	1:58.94	Stephanie Graf	AUT	1:59.39	Mayte Martínez	ESP	1:59.53
2004	Maria Mutola	MOZ	1:58.50	Jolanda Čeplak	SLO	1:58.72	Jo Fenn	GBR	1:59.50
2006	Maria Mutola	MOZ	1:58.90	Kenia Sinclair	JAM	1:59.54	Hasna Benhassi	MAR	2:00.34
2008	Tamsyn Lewis	AUS	2:02.57	Tatyana Petlyuk	UKR	2:02.66	Maria Mutola	MOZ	2:02.97
2010	Mariya Savinova	RUS	1:58.26	Jenny Meadows	GBR	1:58.43	Alysia Johnson	USA	1:59.60
2012	Pamela Jelimo	KEN	1:58.83	Nataliya Lupu	UKR	1:59.67	Erica Moore	USA	1:59.97
2014	Chanelle Price	USA	2:00.09	Angelika Cichocka	POL	2:00.45	Maryna Arzamasova	BLR	2:00.79
2016	Francine Niyonsaba	BDI	2:00.01	Ajee' Wilson	USA	2:00.27	Margaret Wambui	KEN	2:00.44
2018	Francine Niyonsaba	BDI	1:58.31	Ajee' Wilson	USA	1:58.99	Shelayna Oskan-Clarke	GBR	1:59.81
2022	Ajee' Wilson	USA	1:59.09	Freweyni Hailu	ETH	2:00.54	Halimah Nakaayi	UGA	2:00.66
1500 Metres									
1985	<i>Elly van Hulst</i>	NED	4:11.41	<i>Fița Lovin</i>	ROU	4:11.42	<i>Brit McRoberts</i>	CAN	4:11.83
1987	Doina Melinte	ROU	4:05.68	Tatyana Samolenko	URS	4:07.08	Svetlana Kitova	URS	4:07.59
1989	Doina Melinte	ROU	4:04.79	Svetlana Kitova	URS	4:05.71	Yvonne Mai	GDR	4:06.09
1991	Lyudmila Rogachova	URS	4:05.09	Ivana Kubesová	TCH	4:06.22	Tudorita Chidu	ROU	4:06.27
1993	Yekaterina Podkopayeva	RUS	4:09.29	Violeta Beclea	ROU	4:09.41	Sandra Gasser	SUI	4:10.99
1995	✗ Regina Jacobs	USA	4:12.61	Carla Sacramento	POR	4:13.02	Mayte Zúñiga	ESP	4:16.63
1997	✗ Yekaterina Podkopayeva	RUS	4:05.19	Patricia Djaté-Taillard	FRA	4:06.16	Lidia Chojecka	POL	4:06.25
1999	Gabriela Szabo	ROU	4:03.23	Violeta Szekely	ROU	4:03.53	Lidia Chojecka	POL	4:05.86
2001	Hasna Benhassi	MAR	4:10.83	Violeta Szekely	ROU	4:11.17	Natalya Gorelova	RUS	4:11.74
2003	Regina Jacobs	USA	4:01.67	Kelly Holmes	GBR	4:02.66	Yekaterina Rozenberg	RUS	4:02.80
2004	Kutre Dulecha	ETH	4:06.40	Carmen Douma-Hussar	CAN	4:08.18	Gulnara Samitova	RUS	4:08.26
2006	Yuliya Chizhenko	RUS	4:04.70	Yelena Soboleva	RUS	4:05.21	Maryam Jamal	BRN	4:05.53
2008	✗ Gelete Burka	ETH	3:59.75	Maryam Jamal	BRN	3:59.79	Daniela Yordanova	BUL	4:04.19

YEAR	GOLD			SILVER			BRONZE		
2010	Kalkidan Gezahegne	ETH	4:08.14	Natalia Rodríguez	ESP	4:08.30	Gelete Burka	ETH	4:08.39
2012	Genzebe Dibaba	ETH	4:05.78	Mariam Alaoui Selsouli	MAR	4:07.78	Hind Dehiba	FRA	4:10.30
2014	Abeba Aregawi	SWE	4:00.61	Axumawit Embaye	ETH	4:07.12	Nicole Sifuentes	CAN	4:07.61
2016	Sifan Hassan	NED	4:04.96	Dawit Seyaum	ETH	4:05.30	Gudaf Tsegay	ETH	4:05.71
2018	Genzebe Dibaba	ETH	4:05.27	Laura Muir	GBR	4:06.23	Sifan Hassan	NED	4:07.26
2022	Gudaf Tsegay	ETH	3:57.19	Axumawit Embaye	ETH	4:02.29	Hirut Meshesha	ETH	4:03.39

3000 Metres

1985	Debbie Scott	CAN	9:04.99	Agnese Possamai	ITA	9:09.66	PattiSue Plumer	USA	9:12.12
1987	Tatyana Samolenko	URS	8:46.52	Olga Bondarenko	URS	8:47.08	Maricica Puică	ROU	8:47.92
1989	Elly van Hulst	NED	8:33.82	Liz McColgan	GBR	8:34.80	Margareta Keszeg	ROU	8:48.70
1991	Marie-Pierre Duros	FRA	8:50.69	Margareta Keszeg	ROU	8:51.51	Lyubov Kremlyova	URS	8:51.90
1993	Yvonne Murray	GBR	8:50.55	Margareta Keszeg	ROU	9:02.89	Lynn Jennings	USA	9:03.78
1995	Gabriela Szabo	ROU	8:54.50	Lynn Jennings	USA	8:55.23	Joan Nesbit	USA	8:56.08
1997	Gabriela Szabo	ROU	8:45.75	Sonia O'Sullivan	IRL	8:46.19	Fernanda Ribeiro	POR	8:49.79
1999	Gabriela Szabo	ROU	8:36.42	Zahra Ouaziz	MAR	8:38.43	Regina Jacobs	USA	8:39.14
2001	Olga Yegorova	RUS	8:37.48	Gabriela Szabo	ROU	8:39.65	Yelena Zadorozhnaya	RUS	8:40.15
2003	Berhane Adere	ETH	8:40.25	Marta Domínguez	ESP	8:42.17	Meseret Defar	ETH	8:42.58
2004	Meseret Defar	ETH	9:11.22	Berhane Adere	ETH	9:11.43	Shayne Culpepper	USA	9:12.15
2006	Meseret Defar	ETH	8:38.80	Liliya Shobukhova	RUS	8:42.18	Lidia Chojecka	POL	8:42.59
2008	Meseret Defar	ETH	8:38.79	Meselech Melkamu	ETH	8:41.50	Mariam Alaoui Selsouli	MAR	8:41.66
2010	Meseret Defar	ETH	8:51.17	Vivian Cheruiyot	KEN	8:51.85	Sentayehu Ejigu	ETH	8:52.08
2012	Hellen Obiri	KEN	8:37.16	Meseret Defar	ETH	8:38.26	Gelete Burka	ETH	8:40.18
2014	Genzebe Dibaba	ETH	8:55.04	Hellen Obiri	KEN	8:57.72	Maryam Jamal	BRN	8:59.16
2016	Genzebe Dibaba	ETH	8:47.43	Meseret Defar	ETH	8:54.26	Shannon Rowbury	USA	8:55.55
2018	Genzebe Dibaba	ETH	8:45.05	Sifan Hassan	NED	8:45.68	Laura Muir	GBR	8:45.78
2022	Lemlem Hailu	ETH	8:41.82	Elle Purrier St.Pierre	USA	8:42.04	Ejgayehu Taye	ETH	8:42.23

60 Metres Hurdles (83.8cm)

1985	Xénia Siska	HUN	8.03	Laurence Elloy	FRA	8.08	Anne Piquereau	FRA	8.10
1987	Cornelia Oschkenat	GDR	7.82	Yordanka Donkova	BUL	7.85	Ginka Zagorcheva	BUL	7.99
1989	Yelizaveta Chernyshova	URS	7.82	Lyudmila Narozhilenko	URS	7.83	Cornelia Oschkenat	GDR	7.86
1991	Lyudmila Narozhilenko	URS	7.88	Monique Ewanjé-Épée	FRA	7.90	Aliuska López	CUB	8.03
1993	Julie Baumann	SUI	7.96	LaVonna Martin-Floréal	USA	7.99	Patricia Girard	FRA	8.01
1995	Aliuska López	CUB	7.92	Olga Shishigina	KAZ	7.92	Brigita Bukovec	SLO	7.93
1997	Michelle Freeman	JAM	7.82	Gillian Russell	JAM	7.84	Cheryl Dickey	USA	7.84
1999	Olga Shishigina	KAZ	7.86	Glory Alozie	NGR	7.87	Patricia Girard	FRA	7.84
2001	Anjanette Kirkland	USA	7.85	Michelle Freeman	JAM	7.92	Katie Anderson	CAN	7.90
2003	Gail Devers	USA	7.81	Glory Alozie	ESP	7.90	Nicole Ramalalanirina	FRA	7.96
2004	Perdita Felicien	CAN	7.75	Gail Devers	USA	7.78	Melissa Morrison	USA	7.92
2006	Derval O'Rourke	IRL	7.84	Glory Alozie	ESP	7.86	Linda Ferga-Khodadin	FRA	7.82
2008	Lolo Jones	USA	7.80	Candice Davis	USA	7.93	Susanna Kallur	SWE	7.87
2010	Lolo Jones	USA	7.72	Perdita Felicien	CAN	7.86	Anay Tejeda	CUB	7.98
2012	Sally Pearson	AUS	7.73	Tiffany Porter	GBR	7.94	Priscilla Lopes-Schliep	CAN	7.87
2014	Nia Ali	USA	7.80	Sally Pearson	AUS	7.85	Alina Talai	BLR	7.97
2016	Nia Ali	USA	7.81	Brianna Rollins	USA	7.82	Tiffany Porter	GBR	7.86
2018	Keni Harrison	USA	7.70	Christina Manning	USA	7.79	Tiffany Porter	GBR	7.90
2022	Cyrena Samba-Mayela	FRA	7.78	Devynne Charlton	BAH	7.81	Nadine Visser	NED	7.84
							Gabbi Cunningham	USA	7.87

High Jump

1985	Stefka Kostadinova	BUL	1.97	Susanne Lorentzon	SWE	1.94	Debbie Brill	CAN	1.90
							Danuta Bułkowska	POL	1.90
							Silvia Costa	CUB	1.90
1987	Stefka Kostadinova	BUL	2.05	Susanna Beyer	GDR	2.02	Emiliya Dragieva	BUL	2.00
1989	Stefka Kostadinova	BUL	2.02	Tamara Bykova	URS	2.00	Heike Redetzky	FRG	1.94
1991	Heike Henkel	GER	2.00	Tamara Bykova	URS	1.97	Heike Balck	GER	1.94
1993	Stefka Kostadinova	BUL	2.02	Heike Henkel	GER	2.02	Inga Babakova	RUS	2.00
1995	Alina Astafei	GER	2.01	Britta Bilač	SLO	1.99	Heike Henkel	GER	1.99
1997	Stefka Kostadinova	BUL	2.02	Inga Babakova	UKR	2.00	Hanne Haugland	NOR	2.00
1999	Kristina Kalcheva	BUL	1.99	Zuzana Hlavoňová	CZE	1.96	Tisha Waller	USA	1.96
2001	Kajsa Bergqvist	SWE	2.00	Inga Babakova	UKR	2.00	Venelina Veneva	BUL	1.96
2003	Kajsa Bergqvist	SWE	2.01	Yelena Yelesina	RUS	1.99	Anna Chicherova	RUS	1.99
2004	Yelena Slesarenko	RUS	2.04	Anna Chicherova	RUS	2.00	Blanka Vlašić	CRO	1.97
2006	Yelena Slesarenko	RUS	2.02	Blanka Vlašić	CRO	2.00	Ruth Beitia	ESP	1.98
2008	Blanka Vlašić	CRO	2.03	Yelena Slesarenko	RUS	2.01	Vita Palamar	UKR	2.01
2010	Blanka Vlašić	CRO	2.00	Ruth Beitia	ESP	1.98	Chaunté Lowe	USA	1.98
2012	Chaunté Lowe	USA	1.98	Antonietta Di Martino	ITA	1.95			
				Anna Chicherova	RUS	1.95			
				Ebba Jungmark	SWE	1.95			

YEAR	GOLD			SILVER			BRONZE		
2014	Kamila Lićwinko	POL	2.00				Ruth Beitia	ESP	2.00
	Mariya Kuchina	RUS	2.00						
2016	Vashti Cunningham	USA	1.96	Ruth Beitia	ESP	1.96	Kamila Lićwinko	POL	1.96
2018	Mariya Lasitskené	ANA	2.01	Vashti Cunningham	USA	1.93	Alessia Trost	ITA	1.93
2022	Yaroslava Mahuchikh	UKR	2.02	Eleanor Patterson	AUS	2.00	Nadezhda Dubovitskaya	KAZ	1.98
Pole Vault (From 1997)									
1997	Stacy Dragila	USA	4.40	Emma George	AUS	4.35	Cai Weiyan	CHN	4.35
1999	Nastja Ryshich	GER	4.50	Vala Flosadottir	ISL	4.45	Nicole Humbert	GER	4.35
							Zsuzsa Szabó	HUN	4.35
2001	Pavla Hamáčková	CZE	4.56	Svetlana Feofanova	RUS	4.51			
				Kellie Suttle	USA	4.51			
2003	Svetlana Feofanova	RUS	4.80	Yelena Isinbaeva	RUS	4.60	Monika Pyrek	POL	4.45
2004	Yelena Isinbaeva	RUS	4.86	Stacy Dragila	USA	4.81	Svetlana Feofanova	RUS	4.70
2006	Yelena Isinbaeva	RUS	4.80	Anna Rogowska	POL	4.75	Svetlana Feofanova	RUS	4.70
2008	Yelena Isinbaeva	RUS	4.75	Jenn Stuczynski	USA	4.75	Fabiana Murer	BRA	4.70
							Monika Pyrek	POL	4.70
2010	Fabiana Murer	BRA	4.80	Svetlana Feofanova	RUS	4.80	Anna Rogowska	POL	4.70
2012	Yelena Isinbaeva	RUS	4.80	Vanessa Boslak	FRA	4.70	Holly Bleasdale	GBR	4.70
2014	Yarisley Silva	CUB	4.70	Anzhelika Sidorova	RUS	4.70			
				Jiřina Ptáčniková	CZE	4.70			
2016	Jenn Suhr	USA	4.90	Sandi Morris	USA	4.85	Katerina Stefanídi	GRE	4.80
2018	Sandi Morris	USA	4.95	Anzhelika Sidorova	ANA	4.90	Katerina Stefanídi	GRE	4.80
2022	Sandi Morris	USA	4.80	Katie Nageotte	USA	4.75	Tina Šutej	SLO	4.75
Long Jump									
1985	Helga Radtke	GDR	6.88	Tatyana Rodionova	URS	6.72	Niole Medvedeva	URS	6.44
1987	Heike Drechsler	GDR	7.10	Helga Radtke	GDR	6.94	Yelena Belevskaya	URS	6.76
1989	Galina Chistyakova	URS	6.98	Marieta Ilcu	ROU	6.86	Larisa Berezhnaya	URS	6.82
1991	Larisa Berezhnaya	URS	6.84	Heike Drechsler	GER	6.82	Marieta Ilcu	ROU	6.74
1993	Marieta Ilcu	ROU	6.84	Susen Tiedke	GER	6.84	Inessa Kravets	UKR	6.77
1995	Lyudmila Galkina	RUS	6.95	Irina Mushayilova	RUS	6.90	Susen Tiedtke-Greene	GER	6.90
1997	Fiona May	ITA	6.86	Chioma Ajunwa	NGR	6.80	Agata Karczmarek	POL	6.71
1999	Tatyana Kotova	RUS	6.86	Shana Williams	USA	6.82	Iva Prandzheva	BUL	6.78
2001	Dawn Burrell	USA	7.03	Tatyana Kotova	RUS	6.98	Niurka Montalvo	ESP	6.88
2003	Tatyana Kotova	RUS	6.84	Inessa Kravets	UKR	6.72	Maurren Maggi	BRA	6.70
2004	Tatyana Lebedeva	RUS	6.98	Tatyana Kotova	RUS	6.93	Carolina Klüft	SWE	6.92
2006	✘ Tianna Madison	USA	6.80	Naide Gomes	POR	6.76	Concepción Montaner	ESP	6.76
2008	Naide Gomes	POR	7.00	Maurren Higa Maggi	BRA	6.89	Irina Simagina	RUS	6.88
2010	Brittney Reese	USA	6.70	Naide Gomes	POR	6.67	Keila Costa	BRA	6.63
2012	Brittney Reese	USA	7.23	Janay DeLoach	USA	6.98	Shara Proctor	GBR	6.89
2014	Éloyse Lesueur	FRA	6.85	Katarina Johnson-Thompson	GBR	6.81	Ivana Španović	SRB	6.77
2016	Brittney Reese	USA	7.22	Ivana Španović	SRB	7.07	Lorraine Ugen	GBR	6.93
2018	Ivana Španović	SRB	6.96	Brittney Reese	USA	6.89	Sosthene Taroum Moguevara	GER	6.85
2022	Ivana Vuleta	SRB	7.06	Ese Brume	NGR	6.85	Lorraine Ugen	GBR	6.82
Triple Jump (Invitation event only in 1991)									
1991	Inessa Kravets	URS	14.44	Li Huirong	CHN	13.98	Sofiya Bozhanova	BUL	13.62
1993	Inessa Kravets	UKR	14.47	Iolanda Chen	RUS	14.36	Inna Lasovskaya	RUS	14.35
1995	Iolanda Chen	RUS	15.03	Iva Prandzheva	BUL	14.71	Ren Ruiping	CHN	14.37
1997	Inna Lasovskaya	RUS	15.01	Ashia Hansen	GBR	14.70	Sárka Kaspárková	CZE	14.66
1999	Ashia Hansen	GBR	15.02	Iva Prandzheva	BUL	14.94	Sárka Kaspárková	CZE	14.87
2001	Tereza Marinova	BUL	14.91	Tatyana Lebedeva	RUS	14.85	Tiombe Hurd	USA	14.19
2003	Ashia Hansen	GBR	15.01	Françoise Mbango	CMR	14.88	Kéné Ndoye	SEN	14.72
2004	Tatyana Lebedeva	RUS	15.36	Yamilé Aldama	SUD	14.90	Chrisopiýí Devetzí	GRE	14.73
2006	Tatyana Lebedeva	RUS	14.95	Anna Pyatykh	RUS	14.93	Yamilé Aldama	SUD	14.86
2008	✘ Yargelis Savigne	CUB	15.05	Marija Šestak	SLO	14.68	Olga Rypakova	KAZ	14.58
2010	Olga Rypakova	KAZ	15.14	Yargelis Savigne	CUB	14.86	Anna Pyatykh	RUS	14.64
2012	Yamilé Aldama	GBR	14.82	Olga Rypakova	KAZ	14.63	Mabel Gay	CUB	14.29
2014	Yekaterina Koneva	RUS	14.46	Olga Saladukha	UKR	14.45	Kimberly Williams	JAM	14.39
2016	Yulimar Rojas	VEN	14.41	Kristin Gierisch	GER	14.30	Paraskeví Papahristou	GRE	14.15
2018	Yulimar Rojas	VEN	14.63	Kimberly Williams	JAM	14.48	Ana Peleteiro	ESP	14.40
2022	Yulimar Rojas	VEN	15.74	Maryna Bekh-Romanchuk	UKR	14.74	Kimberly Williams	JAM	14.62
Shot Put (4kg)									
1985	Natalya Lisovskaya	URS	20.07	Ines Müller	GDR	19.68	Nunu Abashidze	URS	18.82
1987	Natalya Lisovskaya	URS	20.52	Ilona Briesenick	GDR	20.28	Claudia Losch	FRG	20.14
1989	Claudia Losch	FRG	20.45	Huang Zhihong	CHN	20.25	Christa Wiese	GDR	19.75
1991	Sui Xinmei	CHN	20.54	Huang Zhihong	CHN	20.33	Natalya Lisovskaya	URS	20.00

YEAR	GOLD			SILVER			BRONZE		
1993	Svetlana Krivelyova	RUS	19.57	Stephanie Storp	GER	19.37	Zhang Lihong	CHN	19.32
1995	Kathrin Neimke	GER	19.40	Connie Price-Smith	USA	19.12	Grit Hammer	GER	19.02
1997	Vita Pavlysh	UKR	20.00	Astrid Kumbernuss	GER	19.92	Irina Korzhanenko	RUS	19.49
1999	Svetlana Krivelyova	RUS	19.08	Krystyna Zabawska	POL	19.00	Teri Tunks	USA	18.86
2001	Larisa Peleshenko	RUS	19.84	Nadezhda Ostapchuk	BLR	19.24	Svetlana Krivelyova	RUS	19.18
2003	Irina Korzhanenko	RUS	20.55	Nadezhda Ostapchuk	BLR	20.31	Astrid Kumbernuss	GER	19.86
2004	Svetlana Krivelyova	RUS	19.90	Yumileidi Cumbá	CUB	19.31	Nadine Kleinert	GER	19.05
2006	Natalya Khoroneko	BLR	19.84	Nadine Kleinert	GER	19.64	Olga Ryabinkina	RUS	19.24
2008	Valerie Vili	NZL	20.19	Li Meiju	CHN	19.09	Misleidis González	CUB	18.75
2010	Valerie Vili	NZL	20.49	Anna Avdeyeva	RUS	19.47	Nadine Kleinert	GER	19.34
2012	Valerie Adams	NZL	20.54	Michelle Carter	USA	19.58	Jillian Camarena-Williams	USA	19.44
2014	Valerie Adams	NZL	20.67	Christina Schwanitz	GER	19.94	Gong Lijiao	CHN	19.24
2016	Michelle Carter	USA	20.21	Anita Márton	HUN	19.33	Valerie Adams	NZL	19.25
2018	Anita Márton	HUN	19.62	Danniel Thomas-Dodd	JAM	19.22	Gong Lijiao	CHN	19.08
2022	Auriel Dongmo	POR	20.43	Chase Ealey	USA	20.21	Jessica Schilder	NED	19.48

Pentathlon (Invitation event only in 1993)

1993	Liliana Nastase	ROU	4686	Urszula Włodarczyk	POL	4667	Birgit Clarius	GER	4641
1995	Svetlana Moskalets	RUS	4834	Kym Carter	USA	4632	Irina Tyukhay	RUS	4622
1997	Sabine Braun	GER	4780	Mona Steigauf	GER	4681	Kym Carter	USA	4627
1999	DeDee Nathan	USA	4753	Irina Belova	RUS	4691	Urszula Włodarczyk	POL	4596
2001	Natalya Sazanovich	BLR	4850	Yelena Prokhorova	RUS	4711	Karin Ertl	GER	4678
2003	Carolina Klüft	SWE	4933	Natalya Sazanovich	BLR	4715	Marie Collonvillé	FRA	4644
2004	Naide Gomes	POR	4759	Nataliya Dobrynska	UKR	4727	Austra Skujytė	LTU	4679
2006	Lyudmila Blonska	UKR	4685	Karin Ruckstuhl	NED	4607	Olga Levenkova	RUS	4579
2008	Tia Hellebaut	BEL	4867	Kelly Sotherton	GBR	4852	Anna Bogdanova	RUS	4753
2010	Jessica Ennis	GBR	4937	Nataliya Dobrynska	UKR	4851	Hyleas Fountain	USA	4753
2012	Nataliya Dobrynska	UKR	5013	Jessica Ennis	GBR	4965	Austra Skujytė	LTU	4802
2014	Nadine Broersen	NED	4830	Brianna Theisen-Eaton	CAN	4768	Alina Fodorova	UKR	4724
2016	Brianna Theisen-Eaton	CAN	4881	Alina Fodorova	UKR	4770	Barbara Nwaba	USA	4661
2018	Katarina Johnson-Thompson	GBR	4750	Ivona Dadic	AUT	4700	Yorgelis Rodríguez	CUB	4637
2022	Noor Vidts	BEL	4929	Adrianna Sulek	POL	4851	Kendell Williams	USA	4680

3000 Metres Walk (Discontinued after 1993)


1985	Giuliana Salce	ITA	12:53.42	Yan Hong	CHN	13:05.56	Ann Peel	CAN	13:06.97
1987	Olga Krishtop	URS	12:05.49	Giuliana Salce	ITA	12:36.76	Ann Peel	CAN	12:38.97
1989	Kerry Saxby	AUS	12:01.65	Beate Anders	GDR	12:07.73	Ileana Salvador	ITA	12:11.33
1991	Beate Anders	GER	11:50.90	Kerry Saxby	AUS	12:03.21	Ileana Salvador	ITA	12:07.67
1993	Yelena Nikolayeva	RUS	11:49.73	Kerry Junna-Saxby	AUS	11:53.82	Ileana Salvador	ITA	11:55.35

4 x 400 Metres Relay

1991	Germany	3:27.22	USSR	3:27.95	United States	3:29.00
1993	Jamaica	3:32.32	United States	3:32.50	-	
1995	Russia	3:29.29	Czech Republic	3:30.27	United States	3:31.43
1997	Russia	3:26.84	United States	3:27.66	Germany	3:28.39
1999	Russia	3:24.25	Australia	3:26.87	United States	3:27.59
2001	Russia	3:30.00	Jamaica	3:30.79	Germany	3:31.00
2003	Russia	3:28.45	Jamaica	3:31.23	United States	3:31.69
2004	Russia	3:23.88	Belarus	3:29.96	Romania	3:30.06
2006	Russia	3:24.91	United States	3:28.63	Belarus	3:28.65
2008	Russia	3:28.17	Belarus	3:28.90	United States	3:29.30
2010	United States	3:27.34	Czech Republic	3:30.05	Great Britain & NI	3:30.29
2012	Great Britain & NI	3:28.76	United States	3:28.79	Romania	3:33.41
2014	United States	3:24.83	Jamaica	3:26.54	Great Britain & NI	3:27.90
2016	United States	3:26.38	Poland	3:31.15	Romania	3:31.51
2018	United States	3:23.85	Poland	3:26.09	Great Britain & NI	3:29.38
2022	Jamaica	3:28.40	Netherlands	3:28.57	Poland	3:28.59

Medley Relay (Invitation event only in 1993)

1993	United States	3:45.90	Canada	3:56.34	-
------	---------------	---------	--------	---------	---



**WORLD ATHLETICS
CHAMPIONSHIPS
OREGON 22**

YEAR	GOLD	SILVER	BRONZE	WIND
------	------	--------	--------	------

WORLD ATHLETICS UNDER-20 (junior) CHAMPIONSHIPS

Venues - 1986: Athína (16-20 Jul); 1988: Sudbury (27-31 Jul); 1990: Plovdiv (8-12 Aug); 1992: Seoul (16-20 Sep); 1994: Lisboa (19-24 Jul); 1996: Sydney (20-25 Aug); 1998: Anney (28 Jul-2 Aug); 2000: Santiago de Chile (17-22 Oct); 2002: Kingston (16-21 Jul); 2004: Grosseto (12-18 Jul); 2006: Beijing (15-20 Aug); 2008: Bydgoszcz (8-13 Jul); 2010: Moncton (20-25 Jul); 2012: Barcelona (10-15 Jul); 2014: Eugene (22-27 Jul); 2016: Bydgoszcz (19-24 Jul); 2018: Tampere (10-15 Jul); 2021: Nairobi (18-22 Aug); 2023: Cali (1-6 Aug)

MEN

100 Metres

1986	Derrick Florence	USA	10.17	Stanley Kerr	USA	10.23	Jamie Henderson	GBR	10.34	0.8
1988	Andre Cason	USA	10.22	Sven Matthes	GDR	10.28	Aleksandr Shlychkov	URS	10.37	-2.7
1990	Davidson Ezinwa	NGR	10.17	Jason Livingston	GBR	10.25	Rodney Bridges	USA	10.37	0.7
1992	Ato Boldon	TTO	10.30	Darren Campbell	GBR	10.46	Tony McCall	USA	10.49	0.0
1994	Deji Aliu	NGR	10.21	Jason Gardener	GBR	10.25	Deworski Odom	USA	10.26	1.2
1996	Francis Obikwelu	NGR	10.21	Seun Ogunkoya	NGR	10.25	Francesco Scuderi	ITA	10.43	1.0
1998	Christian Malcolm	GBR	10.12	Amar Johnson	USA	10.34	Dwight Thomas	JAM	10.40	1.6
2000	Mark Lewis-Francis	GBR	10.12	Mubarak Al-Yami	KSA	10.38	Marc Burns	TTO	10.40	0.1
2002	Darrel Brown	TTO	10.09	Marc Burns	TTO	10.18	Willie Hordge	USA	10.36	-0.6
2004	Ivory Williams	USA	10.29	Demi Omole	USA	10.31	Renaldo Rose	JAM	10.34	1.0
2006	Harry Aikines-Aryeety	GBR	10.37	Justyn Warner	CAN	10.39	Yohan Blake	JAM	10.42	-0.5
2008	Dexter Lee	JAM	10.40	Wilhelm van der Vyver	RSA	10.42	Terrell Wilks	USA	10.45	-0.8
2010	Dexter Lee	JAM	10.21	Charles Silmon	USA	10.23	Jimmy Vicaut	FRA	10.28	-0.7
2012	Adam Gemili	GBR	10.05	Aaron Ernest	USA	10.17	Odean Skeen	JAM	10.28	0.1
2014	Kendal Williams	USA	10.21	Trayvon Bromell	USA	10.28	Yoshihide Kiryu	JPN	10.34	-0.6
2016	Noah Lyles	USA	10.17	Filippo Tortu	ITA	10.24	Mario Burke	BAR	10.26	0.2
2018	Lalu Muhammad Zohri	INA	10.18	Anthony Schwartz	USA	10.22	Eric Harrison	USA	10.22	1.2
2021	Letsile Tebogo	BOT	10.19	Benji Richardson	RSA	10.28	Shainer Reginfo	CUB	10.32	-0.2

200 Metres

1986	Stanley Kerr	USA	20.74	Derrick Florence	USA	21.12	Steven McBain	AUS	21.21	0.2
1988	Kevin Braunskill	USA	20.87w	Olapade Adeniken	NGR	20.88	Dmitriy Bartenyev	URS	20.92	4.2
1990	Aleksandr Goremykin	URS	20.47	Davidson Ezinwa	NGR	20.75	James Stallworth	USA	20.81	-0.5
1992	Ato Boldon	TTO	20.63	Darren Campbell	GBR	20.87	Glen Elferink	RSA	21.00	0.3
1994	Tony Wheeler	USA	20.62	Deji Aliu	NGR	20.88	Ian Mackie	GBR	20.95	1.7
1996	Francis Obikwelu	NGR	20.47	Riaan Dempers	RSA	20.96	Bryan Harrison	USA	21.10	-1.6
1998	Christian Malcolm	GBR	20.44	Jairo Duzant	AHO	20.92	Russell Frye	USA	20.94	-0.2
2000	Paul Gorries	RSA	20.64	Marcin Jędrusiński	POL	20.87	Tim Benjamin	GBR	20.94	1.3
2002	Usain Bolt	JAM	20.61	Brendan Christian	ANT	20.74	Wes Felix	USA	20.82	0.9
2004	Andrew Howe	ITA	20.28	Leigh Julius	RSA	20.88	Jamil James	TTO	21.00	0.1
2006	Marek Niit	EST	20.96	Brian Barnett	CAN	21.00	Alex Nelson	GBR	21.14	-1.1
2008	Christophe Lemaitre	FRA	20.83	Nickel Ashmeade	JAM	20.84	Robert Hering	GER	20.96	-0.9
2010	Shota Iizuka	JPN	20.67	Aliaksandr Linnik	BLR	20.89	Aaron Brown	CAN	21.00	0.5
2012	Delano Williams	TKS	20.48	Aaron Ernest	USA	20.53	Tyreek Hill	USA	20.54	-0.4
2014	Trentavis Friday	USA	20.04w	Divine Oduduru	NGR	20.25	Michael O'Hara	JAM	20.31	2.3
2016	Michael Norman	USA	20.17	Gift Leotlela	RSA	20.59	Nigel Ellis	JAM	20.63	1.2
2018	Jona Efoloko	GBR	20.48	Charlie Dobson	GBR	20.57	Eric Harrison	USA	20.79	-0.1
2021	Udodi Onwuzurike	NGR	20.21	Letsile Tebogo	BOT	20.38	Sinesipho Dambile	RSA	20.48	0.5

400 Metres

1986	Miles Murphy	AUS	45.64	Roberto Hernández	CUB	45.64	Edgar Itt	FRG	45.72
1988	Tomasz Jedrusik	POL	46.19	Steve Perry	AUS	46.74	Anthony Eziuka	NGR	46.81
1990	Chris Nelloms	USA	45.43	Rico Lieder	GDR	46.28	Mark Richardson	GBR	46.33
1992	Deon Minor	USA	45.75	Rikard Rasmusson	SWE	46.07	Francis Ogolo	UGA	46.16
1994	Michael McDonald	JAM	45.83	Ramon Clay	USA	46.13	Shaun Farrell	NZL	46.31
1996	Obea Moore	USA	45.27	Jerome Davis	USA	45.86	Shane Niemi	CAN	45.94
1998	Nduka Awazie	NGR	45.54	Casey Vincent	AUS	45.55	Fawzi Al-Shammari	KUW	45.89
2000	Hamdan Al-Bishi	KSA	44.66	Brandon Simpson	JAM	45.73	Shinji Ishikawa	JPN	45.77
2002	Darold Williamson	USA	45.37	Jonathan Fortenberry	USA	45.73	Jermaine Gonzales	JAM	45.84
2004	LaShawn Merritt	USA	45.25	Nagmeldin Ali Abubakr	SUD	45.97	Obakeng Ngwigwa	BOT	45.97
2006	Renny Quow	TTO	45.74	Justin Oliver	USA	45.78	Martyn Rooney	GBR	45.87
2008	Marcus Boyd	USA	45.53	Kirani James	GRN	45.70	O'Neal Wilder	USA	45.76
2010	Kirani James	GRN	45.89	Marcell Deák-Nagy	HUN	46.09	Errol Nolan	USA	46.36
2012	Luguelín Santos ¹⁾	DOM	44.85	Arman Hall	USA	45.39	Steven Solomon	AUS	45.52
2014	Machel Cedenio	TTO	45.13	Nobuya Kato	JPN	46.17	Aldrich Bailey	USA	45.52
2016	Abdalelah Haroun	QAT	44.81	Will London	USA	45.27	Abbas Abubaker	BRN	46.20
2018	Jonathan Sacoor	BEL	45.03	Christopher Taylor	JAM	45.38	Karabo Sibanda	BOT	45.45
2021	Antony Pesela	BOT	44.58	Luis Avilés	MEX	44.95	Chantz Sawyers	JAM	45.89
							Matt Nortje	RSA	45.32

¹⁾ Thought to be born in 1992, therefore too old to be regarded as a junior in 2012

YEAR	GOLD			SILVER			BRONZE		
800 Metres									
1986	David Sharpe	GBR	1:48.32	Manuel Balmaceda	CHI	1:48.91	Andrey Sudnik	URS	1:48.93
1988	Jonah Birir	KEN	1:50.03	Kevin McKay	GBR	1:50.79	Melfort Homela	ZIM	1:51.34
1990	Desta Asgedom	ETH	1:46.35	Jonah Birir	KEN	1:46.61	Norberto Téllez	CUB	1:47.33
1992	Benson Koech	KEN	1:44.77	Lee Jin-Il	KOR	1:46.34	Brendan Hanigan	AUS	1:47.26
1994	Paul Byrne	AUS	1:47.42	Japheth Kimutai	KEN	1:48.22	Alain Miranda	CUB	1:48.24
1996	Mwengi Mutua	KEN	1:48.21	Tom Lerwill	GBR	1:48.40	Grant Cremer	AUS	1:48.46
1998	William Chirchir	KEN	1:47.23	Wilfred Bungei	KEN	1:47.53	Paskar Owor	UGA	1:48.20
2000	Nicholas Wachira	KEN	1:47.16	Florent Lacasse	FRA	1:47.61	Antonio Reina	ESP	1:47.90
2002	Alex Kipchirchir	KEN	1:46.59	Salem Al-Badri	QAT	1:46.63	David Fiegen	LUX	1:46.66
2004	Majid Saeed Sultan	QAT	1:47.33	Alfred Yego Kirwa	KEN	1:47.39	Selahattin Çobanoğlu	TUR	1:47.71
2006	David Rudisha	KEN	1:47.40	Jackson Kivuva	KEN	1:47.64	Abraham Chepkirwot	UGA	1:47.79
2008	Abubaker Kaki	SUD	1:45.60	Geoffrey Kibet	KEN	1:46.23	André Olivier	RSA	1:47.57
2010	David Mutua	KEN	1:46.41	Cas Loxsom	USA	1:46.57	Robby Andrews	USA	1:47.00
2012	Nijel Amos	BOT	1:43.79	Timothy Kitum	KEN	1:44.56	Edwin Melly	KEN	1:44.79
2014	Alfred Kipketer	KEN	1:43.95	Joshua Masikonde	KEN	1:45.14	Andreas Almgren	SWE	1:45.65
2016	Kipyegon Bett	KEN	1:44.95	Willy Tarbei	KEN	1:45.50	Mostafa Smaili	MAR	1:46.02
2018	Solomon Lekuta	KEN	1:46.35	Kipngetch Ngeno	KEN	1:46.45	Elliott Crestan	BEL	1:47.27
2021	Emmanuel Wanyonyi	KEN	1:43.76	Mohamed Ali Gouaned	ALG	1:44.45	Noah Kibet	KEN	1:44.88
1500 Metres									
1986	Wilfred Kirochi	KEN	3:44.62	Peter Rono	KEN	3:45.52	Johan Boakes	GBR	3:45.80
1988	Wilfred Kirochi	KEN	3:46.52	Noureddine Morceli	ALG	3:46.93	Fermín Cacho	ESP	3:47.31
1990	Moses Kiptanui	KEN	3:38.32	Alemayehu Roba	ETH	3:41.71	Desta Asgedom	ETH	3:43.38
1992	Atoi Boru	KEN	3:37.94	Vénuste Niyongabo	BDI	3:38.59	Kevin Sullivan	CAN	3:39.11
1994	Julius Achon	UGA	3:39.78	André Bucher	SUI	3:40.46	Philip Mosima	KEN	3:41.09
1996	Shadrack Langat	KEN	3:38.96	Mohammed Yagoub	SUD	3:39.17	Miloud Abaoub	ALG	3:39.37
1998	Adil Kaouch	MAR	3:42.43	Benjamin Kipkurui	KEN	3:42.67	Robert Witt	POL	3:43.47
2000	Cornelius Chirchir	KEN	3:38.80	Wolfram Müller	GER	3:39.37	Philemon Kibet	KEN	3:40.77
2002	Yassine Bensghir	MAR	3:40.72	Abdulrahman Suleiman	QAT	3:41.72	Samuel Mwera	TAN	3:41.75
2004	Abdelaati Iguider	MAR	3:35.53	Benson Esho	KEN	3:35.80	Brimin Kipruto	KEN	3:35.96
2006	Remi Limo	KEN	3:40.44	Abdelaati Iguider	MAR	3:40.73	Belal Mansoor Ali	BRN	3:41.36
2008	Imad Touil	ALG	3:47.40	James Magut	KEN	3:47.51	Demma Daba	ETH	3:47.65
2010	Caleb Ndiku	KEN	3:37.30	Abderrahmane Anou	ALG	3:38.86	Mohamed Al-Garni	QAT	3:38.91
2012	✘ Hamza Driouch	QAT	3:39.04	Hillary Ngetich	KEN	3:40.39	Mohammed Abid	MAR	3:41.73
2014	Jonathan Sawe	KEN	3:40.02	Abdi Waiss Mouhyadin	DJI	3:41.38	Hillary Ngetich	KEN	3:41.61
2016	Kumari Taki	KEN	3:48.63	Teresa Tolosa	ETH	3:48.77	Anthony Kiptoo	KEN	3:49.00
2018	George Manangoi	KEN	3:41.71	Jakob Ingebrigtsen	NOR	3:41.89	Justus Soget	KEN	3:42.14
2021	Vincent Keter	KEN	3:37.24	Wegene Addisu	ETH	3:37.86	Melkeneh Azeze	ETH	3:40.22
3000 Metres (from 2021)									
2021	Tadese Worku	ETH	7:42.09	Ali Abdulmena	ETH	7:44.55	Samuel Habtom	ERI	7:52.69
5000 Metres									
1986	Peter Chumba	KEN	13:55.25	Alejandro Gómez	ESP	13:55.94	Melese Feyessa	ETH	13:56.45
1988	Henry Kirui	KEN	13:54.29	Mohamed Choumassi	MAR	13:54.36	Addis Abebe	ETH	13:58.08
1990	Fita Bayissa	ETH	13:42.59	Abreham Assefa	ETH	13:44.63	Francesco Bennici	ITA	13:47.10
1992	Haile Gebrselassie	ETH	13:36.06	Ismael Kirui	KEN	13:36.11	Hicham El Guerrouj	MAR	13:46.79
1994	Daniel Komen	KEN	13:45.37	Regasa Habte	ETH	13:49.70	Giuliano Battocletti	ITA	13:51.16
1996	Assefa Mezgebu	ETH	13:35.30	David Chelule	KEN	13:36.27	Aaron Gabonewe	RSA	13:46.19
1998	Million Wolde	ETH	13:47.49	Kipchumba Mitei	KEN	13:49.60	Kihara Kamzee	KEN	13:51.22
2000	Gordon Mugi	KEN	13:44.93	Kenenisa Bekele	ETH	13:45.43	Cyrus Kataron	KEN	13:46.12
2002	Hillary Chenonge	KEN	13:28.30	Markos Geneti	ETH	13:28.83	Gebre-egziabher Gebremariam	ETH	13:29.13
2004	Augustine Choge	KEN	13:28.93	Bado Worku	ETH	13:30.45	Tariku Bekele	ETH	13:30.86
2006	Tariku Bekele	ETH	13:31.34	Abreham Cherkos	ETH	13:35.95	Joseph Ebuya	KEN	13:42.93
2008	Abreham Cherkos	ETH	13:08.57	Mathew Kisorio	KEN	13:11.57	Dejen Gebremeskel	ETH	13:11.97
2010	David Bett	KEN	13:23.76	John Kipkoech	KEN	13:26.03	Aziz Lahbabi	MAR	13:28.92
2012	Muktar Edris	ETH	13:38.95	Abrar Osman	ERI	13:40.52	William Sitonik	KEN	13:40.52
2014	Yomif Kejelcha	ETH	13:25.19	Yasin Haji	ETH	13:26.21	Moses Mukono	KEN	13:28.11
2016	Selemon Barega	ETH	13:21.21	Djamal Abdi Dirieh	DJI	13:21.50	Wesley Ledama	KEN	13:23.34
2018	Edward Zakayo	KEN	13:20.16	Stanley Mburu Waitthaka	KEN	13:20.57	Jakob Ingebrigtsen	NOR	13:20.78
2021	Benson Kiplangat	KEN	13:20.37	Tadese Worku	ETH	13:20.65	Levy Kibet	KEN	13:26.01
10,000 Metres (discontinued after 2018)									
1986	Peter Chumba	KEN	28:44.00	Juma Munyampanda	TAN	28:45.14	Debebe Demisse	ETH	28:49.09
1988	Addis Abebe	ETH	28:42.13	Bedelu Kibret	ETH	28:48.55	James Songok	KEN	28:50.42
1990	Richard Chelimo	KEN	28:18.57	Ismael Kirui	KEN	28:40.77	Juma Ninga	TAN	28:41.90
1992	Haile Gebrselassie	ETH	28:03.99	Josphat Ndeti	KEN	28:46.25	Yasuyuki Watanabe	JPN	28:52.89
1994	Daniel Komen	KEN	28:29.74	Kenji Takao	JPN	28:55.24	Michitane Noda	JPN	29:00.55

YEAR	GOLD			SILVER			BRONZE			WIND
1996	Assefa Mezgebu	ETH	28:27.78	David Chelule	KEN	28:29.14	Tetsuhiro Furuta	JPN	28:31.61	
1998	Benson Barus	KEN	29:24.28	Salim Kipsang	KEN	29:36.80	Alene Emere	ETH	29:47.60	
2000	Robert Kipchumba	KEN	28:54.37	Duncan Lebo	KEN	28:58.39	Abraham Hadush	ETH	29:44.65	
2002	Gebre-egziabher Gebremariam	ETH	29:02.71	Sileshi Sihine	ETH	29:03.74	Solomon Bushendich	KEN	29:05.96	
2004	Boniface Kiprop	UGA	28:03.77	Fabiano Joseph	TAN	28:04.45	Ryuji Ono	JPN	28:30.45	
2006	Ibrahim Jeylan	ETH	28:53.29	Joseph Ebuya	KEN	28:53.46	Adam Ismail Khamis	BRN	28:54.30	
2008	Josphat Bett	KEN	27:30.85	Titus Mbishei	KEN	27:31.65	Ibrahim Jeylan	ETH	28:07.98	
2010	Dennis Masai	KEN	27:53.88	Gebretsadik Abraha	ETH	28:03.45	Paul Lonyangat	KEN	28:14.55	
2012	Yigrem Demelash	ETH	28:16.07	Philemon Cheboi	KEN	28:23.98	Geoffrey Kirui	KEN	28:30.47	
2014	Joshua Cheptegei	UGA	28:32.86	Elvis Cheboi	KEN	28:35.20	Nicholas Kosimbei	KEN	28:38.68	
2016	Rodgers Chumo	KEN	27:25.23	Aron Kifle	ERI	27:26.20	Jacob Kiplimo	UGA	27:26.68	
2018	Rhonex Kipruto	KEN	27:21.08	Jacob Kiplimo	UGA	27:40.36	Berihu Aregawi	ETH	27:48.41	

20km Road Race (Not held in 1992, discontinued after 1994)

1986	Tadesse Gebre	ETH	61:32	Juma Munyampana	TAN	61:45	Negash Dube	ETH	64:23
1988	Zelege Metaferia	ETH	59:27	Thomas Osano	KEN	60:14	Abel Gisemba	KEN	60:36
1990	Cosmas Ndeti	KEN	59:42	Juma Ninga	TAN	60:30	Dagane Dabela	ETH	61:02
1994	Clodoaldo Silva	BRA	63:21	Carlos García	ESP	63:38	Antonello Landi	ITA	63:40

2000/3000 Metres Steeplechase (91.4cm)

1986	Juan Azkueta	ESP	5:28.56	Johnstone Kipkoech	KEN	5:29.56	Jens Volkmann	FRG	5:29.60
1988	William Chemitei	KEN	8:41.61	Matthew Birir	KEN	8:44.54	Arto Kuusisto	FIN	8:46.42
1990	Matthew Birir	KEN	8:31.02	Francisco Munuera	ESP	8:41.03	Simeon Rono	KEN	8:42.05
1992	Mwangangi Muindi	KEN	8:31.62	Ayele Mezgebu	ETH	8:32.43	Stephen Chepseba	KEN	8:32.48
1994	Paul Chemase	KEN	8:31.51	Julius Chelule	KEN	8:33.64	Irba Lakhali	MAR	8:34.42
1996	Julius Chelule	KEN	8:33.09	Kipkurui Misoi	KEN	8:33.31	Ali Ezzine	MAR	8:35.60
1998	Reuben Kosgei	KEN	8:23.76	Abraham Cheron	KEN	8:32.24	El Mostapha Mellouk	MAR	8:34.91
2000	Raymond Yator	KEN	8:16.34	David Chemweno	KEN	8:31.95	Abdelatif Chemlal	MAR	8:43.57
2002	Mike Kipyego	KEN	8:29.54	David Kirwa	KEN	8:31.44	Aboubaker Kamal	QAT	8:33.67
2004	Ronald Kipchumba	KEN	8:23.32	Moussa Omar Obaid	QAT	8:23.38	Moustafa Ahmed Shebto	QAT	8:26.04
2006 ^[1]	Willy Komen	KEN	8:14.00	Bislake Kiplagat	KEN	8:18.11	Abdelghani Aït Bahmad	MAR	8:20.05
2008	Jonathan Ndiku	KEN	8:17.28	Benjamin Kiplagat	UGA	8:19.24	Patrick Terer	KEN	8:25.14
2010	Jonathan Ndiku	KEN	8:23.48	Albert Yator	KEN	8:33.55	Jacob Araptany	UGA	8:37.02
2012	Conseslus Kipruto	KEN	8:06.10	Gilbert Kirui	KEN	8:19.94	Hicham Sigueni	MAR	8:30.14
2014	Barnabas Kipyego	KEN	8:25.57	Titus Kibiego	KEN	8:26.15	Evans Chematot	BRN	8:32.61
2016	Amos Kirui	KEN	8:20.43	Yemane Hailesilassie	ERI	8:22.67	Getnet Wale	ETH	8:22.83
2018	Takele Nigate	ETH	8:25.35	Leonard Bett	KEN	8:25.39	Getnet Wale	ETH	8:26.16
2021	Amos Serem	KEN	8:30.72	Takele Bikila	ETH	8:33.15	Simon Koech	KEN	8:34.79

¹ Originally second in 8:16.64 was Tareq Mubarak Taher BRN but in 2007 he was found to be over-age on investigation by World Athletics

110 Metres Hurdles (106.7cm in 1986-2004, 99cm thereafter)

1986	Colin Jackson	GBR	13.44	Jon Ridgeon	GBR	13.91	Emilio Valle	CUB	14.00	-0.8
1988	Reinaldo Quintero	CUB	13.71w	Stephen Brown	USA	13.73	Elbert Ellis	USA	13.78	3.1
1990	Antti Haapakoski	FIN	13.74	Alexis Sánchez	CUB	13.75	Kyle Vander-Kuyp	AUS	13.85	-0.1
1992	Yevgeniy Pechonkin	EUN	13.87	Sven Göhler	GER	13.98	Igor Pintusevich-Babichev	EUN	14.08	1.6
1994	Frank Busemann	GER	13.47w	Dudley Dorival	USA	13.65	Darius Pemberton	USA	13.93	2.1
1996	Yoel Hernández	CUB	13.83	Tomasz Ścigaczewski	POL	13.88	Joe Naivalu	FIJ	13.91	-1.8
1998	Stanislavs Olijars	LAT	13.51	Sharif Paxton	USA	14.10	Florian Seibold	GER	14.21	-0.2
2000	Yunier Hernández	CUB	13.60	Thomas Blaschek	GER	13.80	Ladji Doucouré	FRA	13.84	-0.1
2002	Antwon Hicks	USA	13.42w	Shi Dongpeng	CHN	13.58	Shamar Sands	BAH	13.67	2.6
2004	Aries Merritt	USA	13.56	Dayron Robles	CUB	13.77	Kevin Craddock	USA	13.77	-0.6
2006	Artur Noga	POL	13.23	Samuel Coco-Viloin	FRA	13.35	Konstadinos Douvalidis	GRE	13.39	1.5
2008	Konstantin Shabanov	RUS	13.27	Booker Nunley	USA	13.45	Keiron Stewart	JAM	13.51	1.1
2010	Pascal Martinot Lagarde	FRA	13.52	Vladimir Vukićević	NOR	13.59	Jack Meredith	GBR	13.59	-2.4
2012	Yordan O'Farrill	CUB	13.18	Nicholas Hough	AUS	13.27	Wilhem Belocian	FRA	13.29	1.0
2014	Wilhem Belocian	FRA	12.99	Tyler Mason	JAM	13.06	David Omoregie	GBR	13.35	0.5
2016	Marcus Krahe	USA	13.25	Amere Lattin	USA	13.30	Takumu Furuya	JPN	13.31	0.2
2018	Damion Thomas	JAM	13.16	Orlando Bennett	JAM	13.33	Shunsuke Izumiya	JPN	13.38	0.3
2021	Sasha Zhoya	FRA	12.72	Vashaun Vascianna	JAM	13.25	Jakub Szymański	POL	13.43	1.0

400 Metres Hurdles (91.4cm)

1986	Emilio Valle	CUB	50.02	Hiroshi Kakimori	JPN	50.09	Pascal Maran	FRA	50.39
1988	Kelly Carter	USA	49.50	Mugur Mateescu	ROU	50.70	Vadim Zadoynov	URS	50.88
1990	Rohan Robinson	AUS	49.73	Yoshihiko Saito	JPN	49.99	Aleksandr Belikov	URS	50.22
1992	Ashraf Saber	ITA	50.02	Sammy Biwot	KEN	50.75	William Porter	USA	51.37
1994	Gennadiy Gorbenko	UKR	50.56	Miklós Róth	HUN	50.85	Noel Levy	GBR	50.94
1996	Mubarak Al-Nubi	QAT	49.07	Llewellyn Herbert	RSA	49.15	Angelo Taylor	USA	50.18
1998	Periklís Iakovákis	GRE	49.82	Osiris Martínez	CUB	50.17	Peter Bate	AUS	50.83
2000	Marek Plawgo	POL	49.23	Ter de Villiers	RSA	50.52	Okkert Cilliers	RSA	50.58

YEAR	GOLD			SILVER			BRONZE		
2002	LJ van Zyl	RSA	48.89	Kenneth Ferguson	USA	49.38	Bershawn Jackson	USA	50.00
2004	Kerron Clement	USA	48.51	Brandon Johnson	USA	48.62	Ibrahim Al-Hamaidi	KSA	48.94
2006	Chris Carter	USA	50.08	Bandar Yahya Al-Sharakii	KSA	50.34	Stanislav Melnykov	UKR	50.43
2008	Jeshua Anderson	USA	48.68	Johnny Dutch	USA	49.25	Amaury Valle	CUB	49.56
2010	Jehue Gordon	TTO	49.30	Takatoshi Abe	JPN	49.46	Leslie Murray	ISV	50.22
2012	Eric Futch	USA	50.24	Takahiro Matsumoto	JPN	50.41	Ibrahim Mohamed Salah	KSA	50.47
2014	Jaheel Hyde	JAM	49.29	Ali Khamis Abbas	BRN	49.55	TJ Holmes	USA	50.07
2016	Jaheel Hyde	JAM	49.03	Taylor McLaughlin	USA	49.45	Kyron McMaster	IVB	49.56
2018	Sokwakhana Zazini	RSA	49.42	Bassem Hemeida	QAT	49.59	Alison Brendon Alves Dos Santos	BRA	49.78
2021	Berke Akçam	TUR	49.38	Denis Novoseltsev	RUS	49.62	Devontie Archer	JAM	49.78

High Jump

1986	Javier Sotomayor	CUB	2.25	Hollis Conway	USA	2.22	Thomas Müller	GDR	2.22
1988	Artur Partyka	POL	2.28	Lámbros Papakóstas	GRE	2.25	Jaroslav Kotewicz	POL	2.22
							Park Jae-Hong	KOR	2.22
1990	Dragutin Topić	YUG	2.37	Tim Forsyth	AUS	2.29	Stevan Zorić	YUG	2.26
1992	Steve Smith	GBR	2.37	Tim Forsyth	AUS	2.31	Takahiro Kimino	JPN	2.29
1994	Jagan Hames	AUS	2.23	Antoine Burke	IRL	2.20	Mika Polku	FIN	2.20
1996	Mark Boswell	CAN	2.24	Svatoslav Ton	CZE	2.21			
				Ben Challenger	GBR	2.21			
1998	Alfredo Deza	PER	2.21	Yin Xueli	CHN	2.21	Aleksandr Veryutin	BLR	2.21
2000	Jacques Freitag	RSA	2.24	Jermaine Mason	JAM	2.24	Tomasz Smialek	POL	2.21
2002	Andra Manson	USA	2.31	Zhu Wannan	CHN	2.23	Germaine Mason	JAM	2.21
2004	Michael Mason	CAN	2.21	Marius Hanniske	GER	2.21	Hu Tong	CHN	2.21
2006	Huang Haiqiang	CHN	2.32	Niki Palli	ISR	2.29	Bogdan Bondarenko	UKR	2.26
2008	Bogdan Bondarenko	UKR	2.26	Sylwester Bednarek	POL	2.24	Miguel Ángel Sancho	ESP	2.21
2010	Mutaz Essa Barshim	QAT	2.30	David Smith	USA	2.24	Naoto Tobe	JPN	2.21
2012	Andrei Churyla	BLR	2.24	Falk Wendrich	GER	2.24	Ryan Ingraham	BAH	2.24
2014	Mikhail Akimenko	RUS	2.24	Dmitri Nabokau	BLR	2.24	Woo Sang-Hyeok	KOR	2.24
2016	Luis Zayas	CUB	2.27	Darius Carbin	USA	2.25	Hamdi Mahamat Alamine Saleh	QAT	2.23
2018	Adónios Mérlos	GRE	2.23				Juvaughn Harrison	USA	2.23
	Roberto Vilches	MEX	2.23				Breyton Poole	RSA	2.23
2021	Jonathan Kapitolnik	ISR	2.26	Massimiliano Lui	ITA	2.17	Mateusz Kołodziejski	POL	2.17

Pole Vault

1986	Igor Potapovich	URS	5.50	Delko Lesev	BUL	5.40	Mike Thiede	GDR	5.30
1988	István Bagyula	HUN	5.65	Maksim Tarasov	URS	5.60	Andrey Grudinin	URS	5.30
1990	Jean Galfione	FRA	5.45	Dmitriy Kurkulin	URS	5.40	Miroslav Dukov	BUL	5.40
1992	Laurens Looije	NED	5.45	Daniel Martí	ESP	5.40	Okkert Brits	RSA	5.40
1994	Viktor Chistyakov	RUS	5.60	Dmitriy Markov	BLR	5.50	Taoufik Lachheb	FRA	5.30
1996	Paul Burgess	AUS	5.35	Patrik Kristiansson	SWE	5.30	Danny Ecker	GER	5.30
1998	Pavel Gerasimov	RUS	5.55	Lars Börgeling	GER	5.50	Paul Burgess	AUS	5.20
							Adam Ptáček	CZE	5.20
							Giuseppe Gibilisco	ITA	5.20
2000	Aleksey Khanafin	RUS	5.30	Oleksandr Korchmyd	UKR	5.30	Rocky Danners	USA	5.20
2002	Maksim Mazuryk	UKR	5.55	Vladislav Revenko	UKR	5.55	Vincent Favretto	FRA	5.40
2004	Dmitriy Starodubtsev	RUS	5.50	Germán Chiaraviglio	ARG	5.45	Liu Feiliang	CHN	5.40
2006	Germán Chiaraviglio	ARG	5.71	Yang Yansheng	CHN	5.54	Leonid Kivalov	RUS	5.42
2008	Raphael Holzdeppe	GER	5.50	Paweł Wojciechowski	POL	5.40	Karsten Dilla	GER	5.30
2010	Anton Ivakin	RUS	5.50	Claudio Stecchi	ITA	5.40	Andrew Sutcliffe	GBR	5.35
2012	Thiago Braz	BRA	5.55	Ivan Horvat	CRO	5.55	Shawn Barber	CAN	5.55
2014	Axel Chapelle	FRA	5.55	Danyil Kotov	RUS	5.50	Oleg Zernikel	GER	5.50
2016	Deakin Volz	USA	5.65	Kurtis Marschall	AUS	5.55	Armand Duplantis	SWE	5.45
2018	Armand Duplantis	SWE	5.82	Zachery Bradford	USA	5.55	Masaki Ejima	JPN	5.55
2021	Matvey Volkov	BLR	5.45	Juho Alasaari	FIN	5.35	Kyle Rademeyer	RSA	5.30

Long Jump

1986	Dietmar Haaf	FRG	7.93	Ivo Krsek	TCH	7.87	Thomas Wolf	GDR	7.77
1988	Luis Bueno	CUB	7.99	Saúl Isalgue	CUB	7.78	Nai Hui-Fang	TPE	7.77w
1990	James Stallworth	USA	8.12	Dion Bentley	USA	8.05	Kareem Streete-Thompson	CAY	7.94
1992	Neil Chance	USA	7.89	Robert Thomas	USA	7.84	Ivaylo Mladenov	BUL	7.68
1994	Gregor Cankar	SLO	8.04w	Bogdan Tăruș	ROU	8.01	Shigeru Tagawa	JPN	7.85w
1996	Aleksey Lukashevich	UKR	7.91	Raúl Fernández	ESP	7.75	Nathan Morgan	GBR	7.74
1998	Petar Dachev	BUL	8.14	Abdurrahman Al-Nubi	QAT	8.11	Luis Méliz	CUB	7.91
2000	Cai Peng	CHN	7.88	Volodymyr Zhuskov	UKR	7.84w	Yoelmis Pacheco	CUB	7.71
2002	Abdulla Al-Waleed	QAT	7.99	Fabrice Lapierre	AUS	7.74	Trevell Quinley	USA	7.71
2004	Andrew Howe	ITA	8.11	Khotso Mokoena	RSA	8.09	John Thornell	AUS	7.89
2006	Robert Crowther	AUS	8.00	Tone Belt	USA	7.95	Zhang Xiaoyi	CHN	7.86
2008	Marquise Goodwin	USA	7.74	Dimitry Astrouski	BLR	7.64	Eusebio Cáceres	ESP	7.59

YEAR	GOLD			SILVER			BRONZE		
2010	Luvo Manyonga	RSA	7.99	Eusebio Cáceres	ESP	7.90	Taylor Stewart	CAN	7.63
2012	Sergey Morgunov	RUS	8.09	Andreas Trajkovski	DEN	7.82	Jarrion Lawson	USA	7.64
2014	Wang Jianan	CHN	8.08	Lin Qing	CHN	7.94	Shontaro Shiroyama	JPN	7.83w
2016	Maykel D. Massó	CUB	8.00	Miltiádis Tentóglou	GRE	7.91	Darcy Roper	AUS	7.88
2018	Yuki Hashioka	JPN	8.03	Maykel Vidal	CUB	7.99	Wayne Pinnock	JAM	7.90
2021	Erwan Konate	FRA	8.12	Jhon Andres	COL	7.97	Kavion Kerr	JAM	7.90

Triple Jump

1986	✘ Igor Parygin	URS	16.97	Zdravko Dimitrov	BUL	16.13	Du Benghong	CHN	16.00
1988	Vladimir Melikhov	URS	16.69	Galín Georgiev	BUL	16.18	Eugene Green	BAH	16.16
1990	Sergey Bykov	URS	16.98	Yoelbi Quesada	CUB	16.62	Nikolay Raev	BUL	16.22
1992	Yoelbi Quesada	CUB	17.04	Osiris Mora	CUB	17.03	Ndabazihle Mdhlongwa	ZIM	16.57
1994	Larry Achike	GBR	16.67w	Leonard Cobb	USA	16.65	Ronald Servius	FRA	16.55w
1996	René Hernández	CUB	16.50	Michael Calvo	CUB	16.17	Ionuț Pungă	ROU	16.15w
1998	Ionuț Pungă	ROU	16.94	Ivaylo Rusinov	BUL	16.65	Greg Yeldell	USA	16.44
2000	Marian Oprea	ROU	16.41	Yoandri Betanzos	CUB	16.34	Hamdi Abdel	QAT	16.29
2002	David Girat	CUB	16.68	Li Yanxi	CHN	16.66	Aleksandr Sergeyev	RUS	16.55
2004	Khotso Mokoena	RSA	16.77	Zhu Shujing	CHN	16.64	Viktor Kuznetsov	UKR	16.58
2006	Benjamin Compaoré	FRA	16.61	Hugo Chila	ECU	16.49	Zhong Minwei	CHN	16.29
2008	Teddy Tamgho	FRA	17.33w	Osviel Hernández	CUB	16.90w	Mohamed Youssef Al-Sahabi	BRN	16.59
2010	Aleksey Fyodorov	RUS	16.68	Ernesto Revé	CUB	16.47	Omar Craddock	USA	16.23
2012	Pedro Pablo Pichardo	CUB	16.79	Artyom Primak	RUS	16.60	Latario Minns	BAH	16.37
2014	Lázaro Martínez	CUB	17.13	Max Hess	GER	16.55	Mateus Daniel de Sá	BRA	16.47
2016	Lázaro Martínez	CUB	17.06	Cristian Atanay Nápoles	CUB	16.62	Melvin Raffin	FRA	16.37
2018	Jordan A. Díaz	CUB	17.15	Martin Lamou	FRA	16.44	Jonathan Seremes	FRA	16.18
2021	Gabriel Wallmark	SWE	16.43	Jaydon Hibbert	JAM	16.05	Simon Gore	FRA	15.85

Shot Put (7.26kg in 1986-2004, 6kg thereafter)

1986	Aleksey Lukashenko	URS	18.90	Vyacheslav Lykho	URS	18.71	Radoslav Despotov	BUL	18.17
1988	Aleksandr Klimenko	URS	18.92	Mike Stulce	USA	18.47	Aleksandr Klimov	URS	18.06
1990	Viktor Bulat	URS	19.21	Xie Shenyang	CHN	18.57	Yuriy Ivanov	URS	18.13
1992	Yuriy Belonog	EUN	18.46	Manuel Martínez	ESP	18.14	Ralf Kahles	GER	17.97
1994	Adam Nelson	USA	18.34	Andreas Gustafsson	SWE	17.95	Ville Tiisanoja	FIN	17.90
1996	Ralf Bartels	GER	18.71	Justin Anlezark	AUS	18.21	Clay Cross	AUS	17.69
1998	Mikuláš Konopka	SVK	18.50	Janus Robberts	RSA	18.15	Carl Myerscough	GBR	18.12
2000	Rutger Smith	NED	19.48	Ivan Yushkov	RUS	19.06	Tomasz Chrzanowski	POL	19.00
2002	Edis Elkasević	CRO	21.47	Sean Shields	USA	20.54	Mika Vasara	FIN	20.50
2004	Georgi Ivanov	BUL	20.70	Jakub Giza	POL	20.05	Aleksandr Grekov	RUS	19.98
2006	Margus Hunt	EST	20.53	Mostafa Abdul El-Moaty	EGY	20.14	Guo Yanxiang	CHN	19.97
2008	David Storl	GER	21.08	Aleksandr Bulanov	RUS	20.14	Marin Premeru	CRO	19.93
2010	Jacko Gill	NZL	20.76	Božidar Antunović	SRB	20.20	Ding Yongheng	CHN	20.14
2012	Jacko Gill	NZL	22.20	Krzysztof Brzozowski	POL	21.78	Damien Birkinhead	AUS	21.14
2014	Konrad Bukowiecki	POL	22.06	Denzel Comenentia	NED	20.17	Braheme Days	USA	20.01
2016	✘ Bronson Osborn	USA	21.27	Victor Petersson	SWE	20.65	Adrian Piperi	USA	20.62
2018	Kyle Blignaut	RSA	22.07	Adrian Piperi	USA	22.06	Odisséas Mouzenidis	GRE	21.07
2021	Juan C. Vázquez	CUB	19.73	Yauheni Brihi	BLR	19.70	Jephté Vogel	SUI	19.16

Discus Throw (2kg in 1986-2004, 1.75kg thereafter)

1986	Vasil Baklarov	BUL	60.60	Werner Reiterer	AUS	58.64	Vasiliy Kaptyukh	URS	58.22
1988	Andreas Seelig	GDR	58.60	Kami Keshmiri	USA	54.68	Yuriy Nesterets	URS	53.70
1990	Ilian Iliev	BUL	58.28	Frank Biset	CUB	57.10	Jan Engelmann	GDR	56.82
1992	Brian Milne	USA	58.28	Frits Potgieter	RSA	56.28	Marek Bílek	TCH	54.86
1994	Frantz Kruger	RSA	58.22	Julio Piñero	ARG	57.80	Timo Sinervo	FIN	56.76
1996	Casey Malone	USA	56.22	Roland Varga	HUN	55.20	Frank Casañas	CUB	54.86
1998	Zoltán Kóvágó	HUN	59.36	Emeka Udechuku	GBR	57.99	Gábor Máté	HUN	56.96
2000	Hannes Hopley	RSA	59.51	Niklas Arrhenius	SWE	59.19	Rutger Smith	NED	58.70
2002	Wu Tao	CHN	64.51	Dmitriy Sivakov	BLR	62.00	Michal Hodun	POL	61.74
2004	Ehsan Haddadi	IRI	62.14	Oleg Pirog	RUS	60.28	Luka Rujević	SCG	59.82
2006	Margus Hunt	EST	67.32	Mohammad Samimi	IRI	63.00	Martin Wierig	GER	62.17
2008	Gordon Wolf	GER	62.00	Marin Premeru	CRO	61.85	Mykyta Nesterenko	UKR	61.01
2010	Andrius Gudžius	LTU	63.78	Andrei Gag	ROU	61.85	Julian Wruck	AUS	61.09
2012	Fedrick Dacres	JAM	62.80	Wojciech Praczyk	POL	62.75	Gerhard de Beer	RSA	61.57
2014	Martin Marković	CRO	66.94	Henning Prüfer	GER	64.18	Sven Martin Skagestad	NOR	63.21
2016	Mouad Mohamed Ibrahim	QAT	63.63	Oskar Stachnik	POL	62.83	Hleb Zhuk	BLR	61.70
2018	Kai Chang	JAM	62.36	Yauheni Bahutski	BLR	61.75	Claudio Romero	CHI	60.81
2021	Mykolas Alekna	LTU	69.81	Ralford Mullings	JAM	66.68	Raman Khartanovich	BLR	62.19

YEAR	GOLD		SILVER		BRONZE		WIND		
Hammer Throw (7.26kg in 1986-2004, 6kg thereafter)									
1986	Vitaliy Alisevich	URS	72.00	Valeriy Gubkin	URS	71.78	Sabin Khristov	BUL	68.96
1988	Vadim Kolesnik	URS	69.52	Oleg Palushik	URS	69.00	Thomas Hommel	GDR	66.06
1990	Andrey Debely	URS	70.60	Sávvas Saritzóglou	GRE	70.32	Andrey Budykin	URS	69.36
1992	Vadim Grabovoy	EUN	73.00	Alberto Sánchez	CUB	69.78	Andrey Yevgenyev	EUN	69.24
1994	✘ Szymon Ziółkowski	POL	70.44	Igor Tugay	UKR	70.08	Sergey Vasilyev	RUS	66.14
1996	Maciej Pałyszko	POL	71.24	Vadim Devyatovskiy	BLR	70.88	Roman Konevtsov	RUS	70.32
1998	Olli-Pekka Karjalainen	FIN	69.66	Yuriy Voronkin	RUS	69.66	Wojciech Kondratowicz	POL	68.93
2000	Eşref Apak	TUR	69.97	Dylan Armstrong	CAN	67.50	Aaron Fish	AUS	67.44
2002	Werner Smit	RSA	76.43	Ali Mohamed Al-Zinkawi	KUW	73.69	Aleksandr Kazulka	BLR	72.72
2004	Andrey Azarenkov	RUS	74.11	Mohsen Anani	EGY	72.98	Kamilius Bethke	GER	71.91
2006	Yevgeniy Aydamirov	RUS	78.42	Kristóf Nsmeth	HUN	78.39	Marcel Lomnický	SVK	77.06
2008	Walter Henning	USA	76.92	Conor McCullough	USA	75.88	Oleg Dubitski	BLR	75.42
2010	Conor McCullough	USA	80.79	Ákos Hudi	HUN	78.37	Alaa El-Din El-Ashry	EGY	76.66
2012	Ashraf Amjad Al-Saifi	QAT	85.57	Bence Pásztor	HUN	76.74	Sukhrob Khodyayev	UZB	76.16
2014	Ashraf Amjad Al-Saifi	QAT	84.71	Bence Pásztor	HUN	79.99	Ilya Terentyev	RUS	76.31
2016	Bence Halász	HUN	80.93	Hlib Piskunov	UKR	79.58	Aleksi Jaakkola	FIN	77.88
2018	Jake Norris	GBR	80.65	Myhaylo Kokhan	UKR	79.68	Myhaylo Havrylyuk	UKR	77.71
2021	Jan Doležálek	CZE	77.83	Oréstis Dousákis	GRE	77.78	Jean-Baptiste Bruxelles	FRA	77.70
Javelin Throw (800g)									
1986	Vladimir Sasimovich	URS	78.84	Mark Roberson	GBR	74.24	Gavin Lovegrove	NZL	74.22
1988	Vladimir Ovchinnikov	URS	77.08	Steve Backley	GBR	75.40	Jens Reimann	GDR	71.64
1990	Tommi Viskari	FIN	73.88	Dariusz Trafas	POL	72.76	Jarkko Heimonen	FIN	72.30
1992	Aki Parviainen	FIN	76.34	Boris Henry	GER	76.04	Kostas Gatsioudis	GRE	75.92
1994	Marius Corbett	RSA	77.98	Matti Närhi	FIN	74.92	Isbel Luaces	CUB	72.82
1996	Sergey Voynov	UZB	79.78	Harri Haatainen	FIN	76.12	Steven Madeo	AUS	73.88
1998	David Parker	GBR	72.85	Hardus Pienaar	RSA	71.16	Yukifumi Murakami	JPN	70.72
2000	Hardus Pienaar	RSA	78.11	Andreas Thorkildsen	NOR	76.34	Park Jae-Myong	KOR	72.36
2002	Igor Janik	POL	74.16	Vladislav Shkurlatov	RUS	74.09	Jung Sang-Jin	KOR	73.99
2004	Aleksey Tovarnov	RUS	79.38	Lohan Rautenbach	RSA	74.42	Júlio César de Oliveira	BRA	73.86
2006	Robert Oosthuizen	RSA	83.07	Ari Mannio	FIN	77.26	Roman Avramenko	UKR	76.01
2008	Robert Szpak	POL	78.01	Ihab Abdelrahman	EGY	76.20	Ansis Brūns	LAT	75.31
2010	Till Wöschler	GER	82.52	Genki Dean	JPN	76.44	Dmitri Tarabin	RUS	76.42
2012	Keshorn Walcott	TTO	78.64	Braian Toledo	ARG	77.09	Morne Moolman	RSA	76.29
2014	Gatis Čākš	LAT	74.04	Matija Muhar	SLO	72.97	Adrian Mardari	MDA	72.81
2016	Neeraj Chopra	IND	86.48	Johannes Grobler	RSA	80.59	Anderson Peters	GRN	79.65
2018	Nash Lewis	AUS	75.31	Tzuriel Pedigo	USA	73.76	Maurice Voigt	GER	73.44
2021	Janne Läspä	FIN	76.46	Artur Felfner	UKR	76.32	Nnadi Chinecherem	NGR	74.48
Decathlon (7.26kg/2kg SP/DT in 1986-2004, 6kg/1.75kg thereafter)									
1986	Petri Kesitalo	FIN	7623	Michael Smith	CAN	7523	Nikolay Zayats	URS	7509
1988	Michael Kohnle	FRG	7729	Róbert Zmélík	TCH	7659	Eduard Hämäläinen	URS	7596
1990	Eric Kaiser	FRG	7762	Jarkko Finni	FIN	7698	David Bigham	GBR	7488
1992	Raúl Duany	CUB	7403	Bernhard Floder	GER	7397	Renco van Veldhuizen	NED	7313
1994	Benjamin Jensen	NOR	7676	Klaus Isekenmeier	GER	7298	Glenn Lindqvist	FIN	7288
1996	Attila Zsivóczky	HUN	7582	Dean Macey	GBR	7480	Chiel Warners	NED	7368
1998	Ari Heikkinen	FIN	7476	Thomas Pöge	GER	7332	Jaako Ojaniemi	FIN	7246
2000	Dennis Leyckes	GER	7897	David Gómez	ESP	7772	André Niklaus	GER	7712
2002	Leonid Andreyev	UZB	7693	Nadir El Fassi	FRA	7677	Mikko Halvari	FIN	7587
2004	Andrey Kravchenko	BLR	8126	Aleksey Sysoyev	RUS	8047	Norman Müller	GER	7942
2006	Arkadiy Vasilyev	RUS	8059	Yordanis García	CUB	7850	Jordan Vandermade	NZL	7807
2008	Jan Felix Knobel	GER	7896	Eduard Mikhan	BLR	7894	Mihail Dudas	SRB	7663
2010	Kevin Mayer	FRA	7928	Ilya Shkurenov	RUS	7830	Marcus Nilsson	SWE	7751
2012	Gunnar Nixon	USA	8018	Jake Stein	AUS	7951	Tim Dekker	NED	7815
2014	Jirí Sýkora	CZE	8135	Cedric Dubler	AUS	8094	Tim Nowak	GER	7980
2016	Niklas Kaul	GER	8162	Maksim Andraloits	BLR	8046	Johannes Erm	EST	7879
2018	Ash Moloney	AUS	8190	Gary Haasbroek	AUS	7798	Simon Ehammer	SUI	7642
2021	František Doubek	CZE	8169	Jente Hauttekeete	BEL	8053	José San Pastor	ESP	7430
10,000 Metres Walk									
1986	Mikhail Shchennikov	URS	40:38.01	Salvatore Cacia	ITA	40:40.73	Ricardo Pueyo	ESP	40:41.05
1988	Alberto Cruz	MEX	41:16.11	Valentí Massana	ESP	41:33.95	Mikhail Khmelniyskiy	URS	41:38.86
1990	Ilya Markov	URS	39:55.52	Alberto Cruz	MEX	39:56.49	Jefferson Pérez	ECU	40:08.23
1992	Jefferson Pérez	ECU	40:42.66	Jacek Müller	POL	40:50.82	Grzegorz Müller	POL	41:12.28
1994	Jorge Segura	MEX	40:26.93	Yevgeniy Shmalyuk	RUS	40:32.72	Artur Meleshkevich	BLR	40:35.52
1996	Francisco Fernández	ESP	40:38.25	David Márquez	ESP	41:03.73	Nathan Deakes	AUS	41:11.44
1998	Roman Rasskazov	RUS	41:55.95	Liu Yunfeng	CHN	42:01.11	Mario Flores	MEX	42:04.55
2000	David Berdeja	MEX	40:56.47	Yevgeniy Demkov	RUS	40:56.53	Viktor Burayev	RUS	40:56.57
2002	Vladimir Kanaykin	RUS	41:41.40	Xu Xingde	CHN	41:44.00	Lu Ronghua	CHN	41:46.07

YEAR	GOLD			SILVER			BRONZE			WIND
2004	Andrey Ruzavin	RUS	40:58.15	Vladimir Kanaykin	RUS	40:58.48	Kim Hyun-Sup	KOR	40:59.24	
2006	Bo Xiangdong	CHN	42:50.26	Huang Zhengyu	CHN	43:13.29	Yusuke Suzuki	JPN	43:45.62	
2008	Stanislav Yemelyanov	RUS	39:35.01	Chen Ding	CHN	39:47.20	Lluís Torlá	ESP	40:29.57	
2010	Valeriy Filipchuk	RUS	40:43.17	Cai Zelin	CHN	40:43.59	Petr Bogatyrev	RUS	40:50.37	
2012	✘ Eider Arévalo	COL	40:09.74	Su Guanyu	CHN	40:16.87	Takumi Saito	JPN	40:19.10	
2014	Daisuke Matsunaga	JPN	39:27.19	Diego García	ESP	39:51.59	Paolo Yurivilca	PER	40:02.07	
2016	Callum Wilkinson	GBR	40:41.62	Jonathan Javier Amores	ECU	40:43.33	Salih Korkmaz	TUR	40:45.53	
2018	Zhang Yao	CHN	40:32.06	David Hurtado	ECU	40:32.06	José Ortíz	GUA	40:45.26	
2021	Heristone Wanyonyi	KEN	42:10.84	Amit Khatri	IND	42:17.94	Paul McGrath	ESP	42:26.11	

4 x 100 Metres Relay

1986	Great Britain & NI	39.80	FRG	39.81	Poland	39.98
1988	United States	39.27	Nigeria	39.66	Great Britain & NI	40.06
1990	United States	39.13	USSR	39.58	Nigeria	39.68
1992	Great Britain & NI	39.21	United States	39.59	Nigeria	39.88
1994	Great Britain & NI	39.60	United States	39.76	Canada	39.90
1996	United States	39.36	France	39.47	Australia	39.62
1998	Jamaica	39.70	United States	39.71	Germany	39.99
2000	Great Britain & NI	39.05	France	39.33	Japan	39.47
2002	United States	38.92	Jamaica	39.15	Trinidad & Tobago	39.17
2004	United States	38.66	Jamaica	39.27	Japan	39.43
2006	Jamaica	39.05	United States	39.21	Great Britain & NI	39.24
2008	United States	38.98	Jamaica	39.25	South Africa	39.70
2010	United States	38.93	Jamaica	39.55	Trinidad & Tobago	39.72
2012	United States	38.67	Jamaica	38.97	Japan	39.02
2014	United States	38.70	Japan	39.02	Jamaica	39.12
2016	United States	38.93	Japan	39.01	Germany	39.13
2018	United States	38.88	Jamaica	38.96	Germany	39.22
2021	South Africa	38.51	Jamaica	38.61	Poland	38.90

4 x 400 Metres Relay

1986	United States	3:01.90	Cuba	3:04.20	Jamaica	3:05.16
1988	United States	3:05.09	Australia	3:07.60	Jamaica	3:08.00
1990	United States	3:02.26	Great Britain & NI	3:03.80	Australia	3:05.51
1992	United States	3:06.11	Jamaica	3:06.58	Japan	3:06.66
1994	United States	3:03.32	Jamaica	3:04.12	Great Britain & NI	3:06.59
1996	United States	3:03.65	Japan	3:06.01	Great Britain & NI	3:06.76
1998	Australia	3:04.74	United States	3:05.06	Jamaica	3:05.31
2000	Jamaica	3:06.06	Germany	3:06.79	Poland	3:07.05
2002	United States	3:03.71	Jamaica	3:04.06	Japan	3:05.80
2004	United States	3:01.09	South Africa	3:04.50	Japan	3:05.33
2006	United States	3:03.76	Russia	3:05.13	Great Britain & NI	3:05.49
2008	United States	3:03.86	Great Britain & NI	3:05.82	Germany	3:06.47
2010	United States	3:04.76	Nigeria	3:06.36	Great Britain & NI	3:06.49
2012	United States	3:03.99	Poland	3:05.05	Trinidad & Tobago	3:06.32
2014	United States	3:03.31	Japan	3:04.11	Jamaica	3:04.47
2016	United States	3:02.39	Botswana	3:02.81	Jamaica	3:04.83
2018	Italy	3:04.05	United States	3:05.26	Great Britain & NI	3:05.64
2021	Botswana	3:05.22	Jamaica	3:05.76	Kenya	3:05.94

WOMEN**100 Metres**

1986	Tina Iheagwam	NGR	11.34	Caryl Smith	USA	11.46	Maicel Malone	USA	11.49	0.9
1988	Diana Dietz	GDR	11.18	Katrin Krabbe	GDR	11.23	Liliana Allen	CUB	11.36	-0.4
1990	Andrea Philipp	GDR	11.36	Nikole Mitchell	JAM	11.47	Lucrécia Jardim	POR	11.52	0.9
1992	Nikole Mitchell	JAM	11.30	Jacqueline Poelman	NED	11.44	Merlene Frazer	JAM	11.49	0.3
1994	Sabrina Kelly	USA	11.36	Aspen Burkett	USA	11.40	Philomena Mensah	GHA	11.43	2.0
1996	Nora Ivanova	BUL	11.32	Andrea Anderson	USA	11.43	Esther Möller	GER	11.46	0.6
1998	Shakedia Jones	USA	11.19	Angela Williams	USA	11.27	Joan Uduak Ekah	NGR	11.50	1.7
2000	Veronica Campbell	JAM	11.12	Katchi Habel	GER	11.39	Fana Ashby	TTO	11.47	2.0
2002	Lauryn Williams	USA	11.33	Simone Facey	JAM	11.43	Marshevet Hooker	USA	11.48	-0.2
2004	Ashley Owens	USA	11.13	Jasmine Baldwin	USA	11.34	Sally McLellan	AUS	11.40	1.5
2006	Tezdzhan Naimova	BUL	11.28	Gabby Mayo	USA	11.42	Carrie Russel	JAM	11.42	-0.8
2008	Jeneba Tarmoh	USA	11.37	Ashleigh Nelson	GBR	11.49	Sheniqua Ferguson	BAH	11.52	-0.6
2010	Jodie Williams	GBR	11.40	Takeia Pinckney	USA	11.49	Jamile Samuel	NED	11.56	-0.7
2012	Anthonique Strachan	BAH	11.20	Nimet Karakuş	TUR	11.36	Tamiris Liz	BRA	11.45	1.7
2014	Dina Asher-Smith	GBR	11.23	Angela Tenorio	ECU	11.39	Kaylin Whitney	USA	11.45	-1.0
2016	Candace Hill	USA	11.07	Ewa Swoboda	POL	11.12	Khalifa St. Fort	TTO	11.18	0.9
2018	Briana Williams	JAM	11.16	Twanisha Terry	USA	11.19	Kristal Awuah	GBR	11.37	0.0
2021	Tina Clayton	JAM	11.09	Beatrice Masilingi	NAM	11.39	Mélissa Gutschmidt	SUI	11.51	-0.6

YEAR	GOLD			SILVER			BRONZE			
200 Metres										
1986	Falilat Ogunkoya	NGR	23.11	Mary Onyali	NGR	23.30	Katrin Krabbe	GDR	23.31	0.6
1988	Katrin Krabbe	GDR	22.34w	Diana Dietz	GDR	22.88	Liliana Allen	CUB	22.97	2.3
1990	Diane Smith	GBR	23.10	Zundra Feagin	USA	23.13	Lucrécia Jardim	POR	23.26	1.3
1992	Hu Ling	CHN	23.14	Cathy Freeman	AUS	23.25	Merlene Frazer	JAM	23.29	0.3
1994	Heide Seÿerling	RSA	22.80w	LaKeisha Backus	USA	22.86	Tatyana Tkalich	UKR	23.35	2.2
1996	Sylviane Félix	FRA	23.16	Lauren Hewitt	AUS	23.32	Nora Ivanova	BUL	23.59	-2.2
1998	Muriel Hurtis	FRA	23.22	Shakedia Jones	USA	23.39	Sarah Wilhelmy	GBR	23.56	-1.1
2000	Veronica Campbell	JAM	22.87	Sina Schielke	GER	23.20	Vida Anim	GHA	23.81	0.7
2002	Vernicha James	GBR	22.93	Aneisha McLaughlin	JAM	22.94	Sanya Richards	USA	23.09	-0.2
2004	Shalonda Solomon	USA	22.82	Aneisha McLaughlin	JAM	23.21	Nickeisha Anderson	JAM	23.46	-0.2
2006	Tezdzhan Naimova	BUL	22.99	Vanda Gomes	BRA	23.59	Ewelina Klocek	POL	23.63	-0.9
2008	Sheniqua Ferguson	BAH	23.24	Meritzer Williams	SKN	23.40	Janelle Redhead	GRN	23.52	-0.9
2010	Stormy Kendrick	USA	22.99	Jodie Williams	GBR	23.19	Jamile Samuel	NED	23.27	-0.5
2012	Anthonique Strachan	BAH	22.53	Olivia Ekponé	USA	23.15	Dezerea Bryant	USA	23.15	0.2
2014	Kaylin Whitney	USA	22.82	Irene Ekelund	SWE	22.97	Angela Tenorio	ECU	23.15	2.4
2016	Ofonime Odiong	BRN	22.84	Evelin Rivera	COL	23.21	Estelle Raffai	FRA	23.48	0.6
2018	Briana Williams	JAM	22.50	Lauren Rain Williams	USA	23.09	Martyna Kotwita	POL	23.21	-0.1
2021	Christine Mboma	NAM	21.84	Beatrice Masilingi	NAM	22.18	Favour Ofili	NGR	22.23	1.1
400 Metres										
1986	Susann Sieger	GDR	52.02	Olga Pesnopevtseva	URS	52.17	Sandie Richards	JAM	52.23	
1988	Grit Breuer	GDR	51.24	Maicel Malone	USA	52.23	Olga Moroz	URS	53.20	
1990	Fatimat Yusuf	NGR	50.62	Charity Opara	NGR	51.28	Manuela Derr	GDR	51.95	
1992	Magdalena Nedelcu	ROU	51.84	Claudine Williams	JAM	52.03	Ionela Tîrlea	ROU	52.13	
1994	Olabisi Afolabi	NGR	51.97	Monique Hennagan	USA	52.25	Hana Benesová	TCH	52.60	
1996	Andreea Burlacu	ROU	52.32	Suzianne Reid	USA	53.17	Rosemary Hayward	AUS	53.28	
1998	Natalya Nazarova	RUS	52.02	Nakiya Johnson	USA	52.09	Yudalis Díaz	CUB	52.39	
2000	Jana Pittman	AUS	52.45	Aneta Lemiesz	POL	52.78	Norma González	COL	53.30	
2002	Monique Henderson	USA	51.10	Sanya Richards	USA	51.49	Sheryl Morgan	JAM	52.61	
2004	Natasha Hastings	USA	52.04	Sonita Sutherland	JAM	52.41	Ashlee Kidd	USA	52.45	
2006	Danijela Grgić	CRO	50.78	Sonita Sutherland	JAM	51.42	Nawal Al-Jak	SUD	51.67	
2008	Sade Abugan	NGR	51.84	Jessica Beard	USA	52.09	Susana Clement	CUB	52.36	
2010	Shaunae Miller	BAH	52.52	Margaret Etim	NGR	53.05	Bianca Răzor	ROU	53.17	
2012	Ashley Spencer	USA	50.50	Kadecia Baird	GUY	51.04	Erika Rucker	USA	51.10	
2014	Kendall Baisden	USA	51.85	Gilda Casanova	CUB	52.59	Olivia Baker	USA	53.00	
2016	Tiffany James	JAM	51.32	Lynna Irby	USA	51.39	Junelle Bromfield	JAM	52.05	
2018	Hima Das	IND	51.46	Andrea Miklos	ROU	52.07	Taylor Manson	USA	52.28	
2021	Imeobong Nse Uko	NGR	51.55	Kornelia Lesiewicz	POL	51.97	Sylvia Chelangat	KEN	52.23	
800 Metres										
1986	Selina Chirchir	KEN	2:01.40	Gabriela Sedláková	TCH	2:01.49	Adriana Dumitru	ROU	2:01.93	
1988	Birte Bruhns	GDR	2:00.67	Catalina Gheorghiu	ROU	2:01.96	Dorota Buczkowska	POL	2:02.94	
1990	Li Liu	CHN	2:03.95	Magdalena Nedelcu	ROU	2:04.52	Aurica Rautu	ROU	2:04.78	
1992	Lu Yi	CHN	2:02.91	Chen Yumei	CHN	2:03.14	Kati Kovacs	GER	2:03.81	
1994	Miaoara Cosulianu	ROU	2:04.95	Jackline Maranga	KEN	2:05.05	Kutre Dulecha	ETH	2:05.17	
1996	Claudia Gesell	GER	2:02.67	Kathleen Friedrich	GER	2:02.70	Nancy Jebet Langat	KEN	2:03.21	
1998	Olga Mikayeva	RUS	2:05.34	Nancy Jebet Langat	KEN	2:05.43	Naomi Misoi	KEN	2:05.77	
2000	Nancy Jebet Langat	KEN	2:01.51	Georgie Clarke	AUS	2:02.28	Lucia Klocová	SVK	2:04.00	
2002	Janet Jepkosgei	KEN	2:00.80	Lucia Klocová	SVK	2:01.73	Juliana Paula de Azevedo	BRA	2:03.81	
2004	Natalya Koreyvo	BLR	2:01.47	Simona Barcău	ROU	2:02.23	Kayann Thompson	JAM	2:02.67	
2006	Olga Cristea	MDA	2:04.52	Winny Chebet	KEN	2:04.59	Rebekah Noble	USA	2:04.90	
2008	Mirela Lavric	ROU	2:00.06	Merve Aydın	TUR	2:00.92	Machteld Mulder	NED	2:02.05	
2010	Mirela Lavric	ROU	2:01.85	Cherono Koech	KEN	2:02.29	Annet Negesa	UGA	2:02.51	
2012	Ajee' Wilson	USA	2:00.91	Jessica Judd	GBR	2:00.96	Manal Bahraoui	MAR	2:03.09	
2014	Margaret Wambui	KEN	2:00.49	Sahily Diago	CUB	2:02.11	Georgia Wassall	AUS	2:02.71	
2016	Sammy Watson	USA	2:04.52	Aaliyah Miller	USA	2:05.06	Tigist Ketema	ETH	2:05.13	
2018	Diribe Welteji	ETH	1:59.74	Carley Thomas	AUS	2:01.13	Delia Sclabas	SUI	2:01.29	
2021	Ayal Dagnachew	ETH	2:02.96	Valentina Rosamilia	SUI	2:04.29	Élli-Eftihía Deliyiánni	GRE	2:04.66	
1500 Metres										
1986	Ana Padurean	ROU	4:14.63	Selina Chirchir	KEN	4:15.59	Snezana Pajkić	YUG	4:16.03	
1988	Doina Homneac	ROU	4:12.94	Snezana Pajkić	YUG	4:16.19	Yvonne van der Kolk	NED	4:16.35	
1990	Qu Yunxia	CHN	4:13.67	Claudia Bertoi	ROU	4:14.19	Malin Ewerlöf	SWE	4:14.61	
1992	Liu Dong	CHN	4:05.14	Jackline Maranga	KEN	4:08.79	Li Ying	CHN	4:09.04	
1994	Anita Weyerermann	SUI	4:13.97	Marta Domínguez	ESP	4:14.59	Atsumi Yashima	JPN	4:05.84	
1996	Kutre Dulecha	ETH	4:08.65	Jackline Maranga	KEN	4:08.98	Shura Hotesa	ETH	4:09.49	
1998	Lan Lixin	CHN	4:10.45	Yimenashu Taye	ETH	4:11.97	Bouchra Benthami	MAR	4:12.76	
2000	Abebech Nigussie	ETH	4:19.93	Rose Kosgei	KEN	4:20.16	Georgie Clarke	AUS	4:20.21	

YEAR	GOLD			SILVER			BRONZE			WIND
2002	Viola Kibiwott	KEN	4:12.57	Birhane Hirpassa	ETH	4:13.59	Olesya Syreva	RUS	4:14.32	
2004	Nelya Neporadna	UKR	4:15.90	Anna Alminova	RUS	4:16.32	Siham Hilali	MAR	4:17.39	
2006	Irene Jelagat	KEN	4:08.88	Mercy Kosgei	KEN	4:12.48	Yuriko Kobayashi	JPN	4:12.88	
2008	Stephanie Twell	GBR	4:15.09	Kalkidan Gezahegne	ETH	4:16.58	Emma Pallant	GBR	4:17.06	
2010	Tizita Bogale	ETH	4:08.06	Ciara Mageean	IRL	4:09.51	Nancy Chepkwemai	KEN	4:11.04	
2012	Faith Kipyegon	KEN	4:04.96	Amela Terzić	SRB	4:07.59	Senbere Teferi	ETH	4:08.28	
2014	Dawit Seyaum	ETH	4:09.86	Gudaf Tsegay	ETH	4:10.83	Sheila Keter	KEN	4:11.21	
2016	Feyisa Adanech	ETH	4:08.07	Taye Fantu	ETH	4:08.43	Christina Aragon	USA	4:08.71	
2018	Alemaz Teshale	ETH	4:09.67	Miriam Cherop	KEN	4:10.73	Delia Sclabas	SUI	4:11.98	
2021	Purity Chepkirui	KEN	4:16.07	Diribe Welteji	ETH	4:16.39	Winnie Jemutai	UGA	4:18.99	

3000 Metres

1986	Cleopatra Palacian	ROU	9:02.91	Philippa Mason	GBR	9:03.35	Dorina Calenic	ROU	9:06.94	
1988	Ann Mwangi	KEN	9:13.99	Fernanda Ribeiro	POR	9:15.33	Yvonne Lichtenfeld	GDR	9:16.02	
1990	Simona Staicu	ROU	9:09.57	Liu Shixiang	CHN	9:10.54	Hatsumi Matsumoto	JPN	9:11.92	
1992	Zhang Linli	CHN	8:46.86	Gabriela Szabo	ROU	8:48.28	Zhang Lirong	CHN	8:48.45	
1994	Gabriela Szabo	ROU	8:47.40	Susie Power	AUS	8:56.93	Sally Barsosio	KEN	8:59.34	
1996	Anita Weyermann	SUI	8:50.73	Edna Kiplagat	KEN	8:53.06	Etaferahu Tarekegne	ETH	8:53.77	
1998	Yin Lili	CHN	8:57.09	Yimenashu Taye	ETH	9:01.70	Edna Kiplagat	KEN	9:05.46	
2000	Beatrice Jepchumba	KEN	9:08.80	Jane Chepkoech	KEN	9:10.05	Etalemahu Kidane	ETH	9:11.55	
2002	Meseret Defar	ETH	9:12.61	Mariam Alaoui Selsouli	MAR	9:16.28	Olesya Syreva	RUS	9:16.58	
2004	Jebichi Yator	KEN	8:59.80	Safa Issaoui	TUN	9:02.47	Siham Hilali	MAR	9:03.16	
2006	Veronica Wanjiru	KEN	9:02.90	Pauline Korikwang	KEN	9:05.21	Song Liwei	CHN	9:06.35	
2008	Mercy Cheron	KEN	8:58.07	Bizunesh Urgesa	ETH	8:58.90	Frehiwat Goshu	ETH	9:03.76	
2010	Mercy Cheron	KEN	8:55.07	Emebet Anteneh	ETH	8:55.24	Layes Abdullayeva	AZE	8:55.33	
2012	Mercy Chepwogen	KEN	9:08.88	Hiwot Mesfin	ETH	9:09.27	Emelia Gorecka	GBR	9:09.43	
2014	Mary Cain	USA	8:58.48	Lilian Rengeruk	KEN	9:00.53	Valentine Mateiko	KEN	9:00.79	
2016	Beyenu Degefu	ETH	8:41.76	Dalilah Abdelkadir Gosa	BRN	8:46.42	Konstanze Klosterhalfen	GER	8:46.74	
2018	Nozomi Tanaka	JPN	8:54.01	Meselu Kahsay	ETH	8:56.39	Tsige Gebreselama	ETH	8:59.20	
2021	Teresia Gateri	KEN	8:57.78	Zenah Yego	KEN	8:59.59	Melknat Wedu	ETH	9:00.12	

5000 Metres (From 1996)

1996	Ayelech Worku	ETH	15:40.03	Olivera Jevtić	YUG	15:40.59	Cristina Iloc	ROU	15:41.44	
1998	Yin Lili	CHN	15:29.65	Faith Jemutai	KEN	15:34.48	Meryma Hashim	ETH	15:39.57	
2000	Dorcus Inzikuru	UGA	16:21.32	Meseret Defar	ETH	16:23.69	Sharon Cherop	KEN	16:23.73	
2002	Meseret Defar	ETH	15:54.94	Tirunesh Dibaba	ETH	15:55.99	Vivian Cheruiyot	KEN	15:56.04	
2004	Meselech Melkamu	ETH	15:21.52	Catherine Chikwakwa	MAW	15:36.22	Chiaki Iwamoto	JPN	15:39.59	
2006	Xue Fei	CHN	15:31.61	Florence Kiplagat	KEN	15:32.34	Mary Ngugi	KEN	15:36.82	
2008	Sule Utura	ETH	16:15.59	Genzebe Dibaba	ETH	16:16.75	Nelly Chebet	KEN	16:17.96	
2010	Genzebe Dibaba	ETH	15:08.06	Mercy Cheron	KEN	15:09.19	Alice Nawowuna	KEN	15:17.39	
2012	Buze Diriba	ETH	15:32.94	Ruti Aga	ETH	15:32.95	Agnes Tirop	KEN	15:36.74	
2014	Alemitu Haroye	ETH	15:10.08	Alemitu Hawi	ETH	15:10.46	Agnes Tirop	KEN	15:43.12	
2016	Kalkidan Fentie	ETH	15:29.64	Imaculata Chepkurui	KEN	15:31.12	Bontu Edao Rebitu	BRN	15:31.93	
2018	Beatrice Chebet	KEN	15:30.77	Ejgayehu Taye	ETH	15:30.87	Girmawit Gebrzihair	ETH	15:34.01	
2021	Mizan Alem	ETH	16:05.61	Melknat Wedu	ETH	16:13.16	Prisca Chesang	UGA	16:21.78	

10,000 Metres (Replaced with 5000m from 1996)

1986	Katrin Kley	GDR	33:19.67	Nora Maraga	KEN	33:57.99	Marlene Renders	BEL	33:59.36	
1988	Jane Ngotho	KEN	33:49.45	Olga Nazarkina	URS	33:50.03	Mónica Gama	POR	34:16.13	
1990	Derartu Tulu	ETH	32:56.26	Rika Ota	JPN	33:06.85	Lydia Cheromei	KEN	33:20.83	
1992	Wang Junxia	CHN	32:29.90	Gete Wami	ETH	32:41.57	Sally Barsosio	KEN	32:41.76	
1994	Yoko Yamazaki	JPN	32:34.11	Jackline Okemwa	KEN	33:19.51	Jebiwott Keitany	KEN	33:35.98	

3000 Metres Steeplechase (76.2cm)

2004	Gladys Kipkemboi	KEN	9:47.26	Ancuța Bobocel	ROU	9:49.03	Catalina Oprea	ROU	9:50.04	
2006	Caroline Chepkurui	KEN	9:40.95	Ancuța Bobocel	ROU	9:46.19	Mekdes Bekele	ETH	9:48.67	
2008	Christine Muyanga	KEN	9:31.35	Elizabeth Mueni	KEN	9:36.50	Korahubish Itaa	ETH	9:37.81	
2010	Purity Kirui	KEN	9:36.34	Birtukan Adamu	ETH	9:43.23	Lucia Muangi	KEN	9:43.71	
2012	Daisy Jepkemei	KEN	9:47.22	Tejinesh Gebisa	ETH	9:50.51	Stella Rutto	KEN	9:50.58	
2014	Ruth Jebet	BRN	9:36.74	Rosefine Chepngetich	KEN	9:40.28	Daisy Jepkemei	KEN	9:47.65	
2016	Celliphine Chespol	KEN	9:25.15	Tigist Mekonen	BRN	9:34.08	Agrie Belachew	ETH	9:37.17	
2018	Celliphine Chespol	KEN	9:12.78	Peruth Chemutai	UGA	9:18.87	Winfred Yavi	BRN	9:23.47	
2021	Jackline Chepkoech	KEN	9:27.40	Zerfe Wondemagegn	ETH	9:35.22	Faith Cherotich	KEN	9:44.76	

100 Metres Hurdles (83.8cm)

1986	Heike Tillack	GDR	13.10	Aliuska López	CUB	13.14	Tanya Davis	USA	13.46	-0.7
1988	Aliuska López	CUB	13.23	Birgit Wolf	FRG	13.51	Zhanna Gurbanova	URS	13.64	-2.6
1990	Gillian Russell	JAM	13.31	Keri Maddox	GBR	13.38	Ilka Rönisch	GDR	13.41	0.4
1992	Gillian Russell	JAM	13.21	Damaris Anderson	CUB	13.43	Svetlana Laukhova	EUN	13.55	1.0

YEAR	GOLD			SILVER			BRONZE			
1994	Kirsten Bolm	GER	13.26	LaTasha Colander	USA	13.30	Diane Allahgreen	GBR	13.31	0.5
1996	Joyce Bates	USA	13.27	Glory Alozie	NGR	13.30	Tan Yali	CHN	13.37	0.7
1998	Julie Pratt	GBR	13.75	Sun Hongwei	CHN	13.75	Susanna Kallur	SWE	13.77	-1.0
2000	Susanna Kallur	SWE	13.02	Fanny Gerance	FRA	13.21	Adriana Lamalle	FRA	13.27	-1.7
2000	Anay Tejeda	CUB	12.81w	Agnieszka Frankowska	POL	13.16	Tina Klein	GER	13.23	3.4
2004	Ronnetta Alexander	USA	13.28	Sabrina Altermatt	SUI	13.39	Stephanie Lichtl	GER	13.40	-1.0
2006	Yekaterina Shtepa	RUS	13.33	Christina Vukicevic	NOR	13.34	Tiffany Ofili	USA	13.37	0.0
2008	Teona Rodgers	USA	13.40	Shermaine Williams	JAM	13.48	Belkis Milanés	CUB	13.49	-2.4
2010	Isabelle Pedersen	NOR	13.30	Jenna Pletsch	GER	13.35	Miriam Hehl	GER	13.46	0.9
2012	Morgan Snow	USA	13.38	Noemi Zbären	SUI	13.42	Yekaterina Bleskina	RUS	13.43	-2.4
2014	Kendell Williams	USA	12.89	Dior Hall	USA	12.92	Nadine Visser	NED	12.99	1.9
2016	Elvira Herman	BLR	12.85	Rushelle Burton	JAM	12.87	Tia Jones	USA	12.89	2.0
2018	Tia Jones	USA	13.01	Brittany Anderson	JAM	13.01	Cortney Jones	USA	13.19	-1.0
2021	Ackera Nugent	JAM	12.95	Anna-Maria Millend	EST	13.45	Anna Tóth	HUN	13.58	0.8

400 Metres Hurdles (76.2cm)

1986	Claudia Bartl	GDR	56.76	Kellie Roberts	USA	56.80	Svetlana Lukashevich	URS	57.92
1988	Antje Axmann	GDR	57.47	Ann Maenhout	BEL	57.58	Silvia Rieger	FRG	57.88
1990	Nelly Voronkova	URS	55.84	Marjana Luzar	YUG	56.74	Omolade Akinremi	NGR	56.97
1992	Georgeta Petra	ROU	58.03	Erica Peterson	CAN	58.09	Winsome Cole	JAM	58.15
1994	Ionela Tîrlea	ROU	56.25	Virna De Angeli	ITA	56.93	Emma Holmqvist	SWE	57.23
1996	Ulrike Urbansky	GER	56.65	Vicki Jamison	GBR	57.57	Tanya Jarrett	JAM	57.91
1998	Li Yulian	CHN	55.93	Allison Beckford	JAM	57.19	Sun Hongwei	CHN	57.43
2000	Jana Pittman	AUS	56.27	Marjolein de Jong	NED	56.50	Melaine Walker	JAM	56.96
2002	Lashinda Demus	USA	54.70	Melaine Walker	JAM	56.03	Camille Robinson	JAM	56.14
2004	Yekaterina Kostetskaya	RUS	55.55	Zuzana Hejnová	CZE	57.44	Sherene Pinnock	JAM	57.54
2006	Kaliese Spencer	JAM	55.11	Nicole Leach	USA	55.55	Sherene Pinnock	JAM	56.67
2008	Takecia Jameson	USA	56.29	Janeil Bellille	TTO	56.84	Meghan Beesley	GBR	57.08
2010	Vera Rudakova	RUS	57.16	Evonne Britton	USA	57.32	Shiori Miki	JPN	57.35
2012	Janeive Russell	JAM	56.62	Aurelie Chaboudez	FRA	57.14	Kaila Barber	USA	57.63
2014	Shamier Little	USA	55.66	Shona Richards	GBR	56.16	Jade Miller	USA	56.22
2016	Anna Cockrell	USA	55.20	Shannon Kalawan	JAM	56.54	Xahria Santiago	CAN	56.90
2018	Zeney Van Der Walt	RSA	55.34	Shiann Salmon	JAM	56.11	Yasmin Giger	SUI	56.98
2021	Heidi Salminen	FIN	56.94	Ludivine Aubert	FRA	57.16	Savannah Sutherland	CAN	57.27

High Jump

1986	Karen Scholz	GDR	1.92	Alina Astafei	ROU	1.90	Yelena Obukhova	URS	1.88
1988	Alina Astafei	ROU	2.00	Yelena Yelesina	URS	1.96	Karen Scholz	GDR	1.92
1990	Svetlana Lavrova	URS	1.91	Katja Kilpi	FIN	1.88	Lea Haggett	GBR	1.88
1992	Manuela Aigner	GER	1.93	Inna Gliznutsa	EUN	1.88	-		
				Svetlana Kalevskaya	EUN	1.88			
1994	Olga Kaliturina	RUS	1.88	Kajsa Bergqvist	SWE	1.88	Lenka Riháková	SVK	1.88
							Amy Acuff	USA	1.88
1996	Yuliya Lyakhova	RUS	1.93	Dóra Györfy	HUN	1.91	Svetlana Lapina	RUS	1.91
1998	Marina Kuptsova	RUS	1.88	Marie Norrman	SWE	1.88	Nevena Lendjel	CRO	1.84
							Tatyana Yefimenko	KGZ	1.84
2000	Blanka Vlašić	CRO	1.91	Marina Kuptsova	RUS	1.88	Marizca Gertenbach	RSA	1.88
2002	Blanka Vlašić	CRO	1.96	Anna Ksok	POL	1.87	Petrina Price	AUS	1.87
2004	Irina Kovalenko	UKR	1.93	Svetlana Shkolina	RUS	1.91	Sharon Day	USA	1.91
2006	Svetlana Radzivil	UZB	1.91	Zheng Xingyuan	CHN	1.88	Annett Engel	GER	1.84
							Yekaterina Yevseyeva	KAZ	1.84
2008	Kimberly Jess	GER	1.86	Mirela Demireva	BUL	1.86	Hannelore Desmet	BEL	1.86
							Lesyanis Mayor	CUB	1.86
2010	Marija Vuković	MNE	1.91	Airiné Palšytė	LTU	1.89	Elena Vallortigara	ITA	1.89
2012	Alessia Trost	ITA	1.91	Lissa Labiche	SEY	1.88	Mariya Kuchina	RUS	1.88
2014	Morgan Lake	GBR	1.93	Michaela Hrubá	CZE	1.91	Irina Iliyeva	RUS	1.88
2016	Michaela Hrubá	CZE	1.91	Ximena Esquivel	MEX	1.89	Yuliya Levchenko	UKR	1.86
2018	Karina Taranda	BLR	1.92	Sommer Lecky	IRL	1.90	María Fernanda Murillo	COL	1.90
2021	Natalya Spiridonova	RUS	1.91	Marithé Engondo	SUI	1.89	Styliana Ioannidou	CYP	1.87

Pole Vault

1998	Monika Götz	GER	4.20	Mar Sánchez	ESP	4.10			
				Monika Pyrek	POL	4.10			
2000	Yelena Isinbaeva	RUS	4.20	Annika Becker	GER	4.10	Vanessa Boslak	FRA	4.10
							Fanni Juhász	HUN	4.10
2002	Floé Kühnert	GER	4.40	Yuliya Golubchikova	RUS	4.30	Natalya Belinskaya	RUS	4.20
2004	Lisa Ryzih	GER	4.30	Anna Schultze	GER	4.25			
				Zhao Yingying	CHN	4.25			
2006	Zhou Yang	CHN	4.30	Tina Šutej	SLO	4.25	Vicky Parnov	AUS	4.20

YEAR	GOLD			SILVER			BRONZE		
2008	Valeriya Volik	RUS	4.40	Yekaterina Kolesova	RUS	4.40	Katerina Stefanídi	GRE	4.25
2010	Angelica Bengtsson	SWE	4.25	Victoria von Eynatten	GER	4.20	Holly Bleasdale	GBR	4.15
2012	Angelica Bengtsson	SWE	4.50	Liz Parnov	AUS	4.30	Roberta Bruni	ITA	4.20
2014	Alyona Lutkovskaya	RUS	4.50	Desiree Freier	USA	4.45	Eliza McCartney	NZL	4.45
2016	Angelica Moser	SUI	4.55	Rosbeilys Peinado	VEN	4.40	Wilma Murto	FIN	4.40
2018	Amálie Švábíková	CZE	4.51	Lisa Gunnarsson	SWE	4.35	Alice Moindrot	FRA	4.35

Long Jump

1986	Patricia Bille	GDR	6.70	Anu Kaljurand	URS	6.46	Tatyana Ter-Mesrobyan	URS	6.39
1988	Fiona May	GBR	6.88w	Anu Kaljurand	URS	6.78w	Joanne Wise	GBR	6.69w
1990	Iva Prandzheva	BUL	6.53	Erica Johansson	SWE	6.50	Sandrine Hennart	BEL	6.49
1992	Erica Johansson	SWE	6.65	Nicole Devonish	CAN	6.43	Yu Huaxiu	CHN	6.26
1994	Yelena Lysak	RUS	6.72w	Heli Koivula	FIN	6.64w	Ingvild Larsen	NOR	6.39w
1996	Guan Yingnan	CHN	6.53	Cristina Nicolau	ROU	6.47	Johanna Halkoaho	FIN	6.38
1998	Peng Fengmei	CHN	6.59	Li Xin	CHN	6.57	Maria Baccini	ITA	6.55
2000	Conchi Montaner	ESP	6.47	Zhou Yangxia	CHN	6.45w	Kumiko Ikeda	JPN	6.43
2002	Adina Anton	ROU	6.46	Wang Lina	CHN	6.36	Esther Aghatise	NGR	6.34
2004	Denisa Scerbová	CZE	6.61	Sophie Krauel	GER	6.47	Veronika Shutkova	BLR	6.22
2006	Rhonda Watkins	TTO	6.46	Anika Leipold	GER	6.42	Zhang Yuan	CHN	6.41
2008	Ivana Španović	SRB	6.61	Nastassia Mironchyk	BLR	6.46	Dailenys Alcántara	CUB	6.41
2010	Irisdaymi Herrera	CUB	6.41	Wang Wupin	CHN	6.23	Marharyta Tverдохlib	UKR	6.20
2012	Katarina Johnson-Thompson	GBR	6.81w	Lena Malkus	GER	6.80w	Jazmine Sawyers	GBR	6.67
2014	Akela Jones	BAR	6.34	Nadia Akpana Assa	NOR	6.31	Maryse Luzolo	GER	6.24
2016	Yanis David	FRA	6.42	Sophie Weissenberg	GER	6.40	Hilary Kpatcha	FRA	6.33
2018	Lea-Jasmin Riecke	GER	6.51	Ayaka Kora	JPN	6.37	Tara Davis	USA	6.36
2021	Maja Åskag	SWE	6.60	Shaili Singh	IND	6.59w	Mariya Horelova	UKR	6.50

Triple Jump

1992	Anja Vokuhl	GER	13.47	Yamina Martínez	CUB	13.42	Yelena Govorova	EUN	13.29
1994	Yelena Lysak	RUS	14.43w	Ren Ruiping	CHN	14.36w	Tatyana Lebedeva	RUS	13.62
1996	Tereza Marinova	BUL	14.62	Cristina Nicolau	ROU	13.64	Adelina Gavrilă	ROU	13.50
1998	Baya Rahouli	ALG	14.04	Maria Solomon	ROU	13.75	Marija Martinović	YUG	13.47
2000	Anastasiya Ilyina	RUS	14.24	Anna Pyatykh	RUS	14.18	Dana Veldaková	SVK	13.92
2002	Mabel Gay	CUB	14.09	Arianna Martínez	CUB	13.74	Keila Costa	BRA	13.70
2004	Anastasiya Taranova	RUS	13.94	Xie Limei	CHN	13.77	Tatyana Yakovleva	RUS	13.67
2006	Kaire Leibak	EST	14.43	Sha Li	CHN	14.01	Liliya Kulyk	UKR	14.01
2008	Dailenys Alcántara	CUB	14.25	Yosleivis Rivalta	CUB	13.85	Paraskeví Papahristou	GRE	13.74
2010	Dailenys Alcántara	CUB	14.09	Laura Samuel	GBR	13.75	Deng Lina	CHN	13.72
2012	Ana Peleteiro	ESP	14.17	Dovilė Dzindzaletaitė	LTU	14.17	Liuba Zaldívar	CUB	13.90
2014	Rouguy Diallo	FRA	14.44w	Liadagmis Povea	CUB	14.07w	Li Xiaohong	CHN	14.03w
2016	Chen Ting	CHN	13.85	Konstadína Roméou	GRE	13.55	Georgiana Iuliana Anitei	ROU	13.49
2018	Aleksandra Nacheva	BUL	14.18	Mirieli Santos	BRA	13.81	Davisleidis L. Velazco	CUB	13.78
2021	Maja Åskag	SWE	13.75	Tessy Ebosele	ESP	13.63	Darja Sopova	LAT	13.60

Shot Put (4kg)

1986	Heike Rohrmann	GDR	18.39	Stephanie Storp	FRG	18.20	Ines Wittich	GDR	18.19
1988	Ines Wittich	GDR	18.54	Heike Rohrmann	GDR	17.84	Elvira Polyakova	URS	17.10
1990	Qiu Qiaoping	CHN	18.20	Li Xiaoyun	CHN	17.74	Heike Hopfer	GDR	17.27
1992	Wang Yawen	CHN	18.05	Zhang Zhiying	CHN	18.03	Olga Ilyina	EUN	17.20
1994	Chen Xiaoyan	CHN	18.76	Yumileidi Cumba	CUB	18.09	Claudia Mues	GER	17.07
1996	Song Feina	CHN	16.58	Nadine Beckel	GER	16.39	Yelena Ivanenko	BLR	16.22
1998	Nadezhda Ostapchuk	BLR	18.23	Du Xianhui	CHN	17.69	Nadine Banse	GER	16.94
2000	Kathleen Kluge	GER	17.37	Li Meiju	CHN	16.57	Natalya Kharaneko	BLR	16.40
2002	Valerie Adams	NZL	17.73	Zhang Ying	CHN	16.76	Laura Gerraughty	USA	16.62
2004	Michelle Carter	USA	17.55	Anna Avdeyeva	RUS	17.13	Christina Schwanitz	GER	16.52
2006	Melissa Boekelman	NED	17.66	Denise Hinrichs	GER	17.35	Irina Tarasova	RUS	17.11
2008	Natalia Ducó	CHI	17.23	Melissa Boekelman	NED	16.60	Ma Qiao	CHN	16.55
2010	✘ Meng Qianqian	CHN	16.94	Cui Shuang	CHN	16.13	Yevgeniya Smirnova	RUS	15.75
2012	Shanice Craft	GER	17.15	Gao Yang	CHN	16.57	Bian Ka	CHN	16.48
2014	Guo Tianqian	CHN	17.71	Raven Saunders	USA	16.63	Emel Dereli	TUR	16.55
2016	Alina Kenzel	GER	17.58	Song Jiayuan	CHN	16.36	Alyssa Wilson	USA	16.33
2018	Maddison-Lee Wesche	NZL	17.09	Zhang Linru	CHN	17.05	Jorinde van Klinken	NED	17.05
2021	Miné De Klerk	RSA	17.40	Pinar Akyol	TUR	16.72	Dané Roets	RSA	15.61

Discus Throw (1kg)

1986	Ilke Wyludda	GDR	64.02	Franka Dietzsch	GDR	60.26	Min Chunfeng	CHN	54.00
1988	Ilke Wyludda	GDR	68.24	Astrid Kumbernuss	GDR	64.08	Proletka Voycheva	BUL	58.94
1990	Natalya Kaptyukh	URS	61.44	Lisa-Marie Vizanari	AUS	60.44	Anja Gündler	GDR	59.30
1992	Bao Dongying	CHN	58.34	Zhang Cuilan	CHN	57.10	Sabine Fried	GER	53.94

YEAR	GOLD			SILVER			BRONZE		
1994	Corrie de Bruin	NED	55.18	Sabine Sievers	GER	54.86	Suzy Powell	USA	52.62
1996	Ma Shuli	CHN	56.32	Seilala Sua	USA	56.32	Zhang Yaqing	CHN	55.70
1998	Liu Fengying	CHN	60.66	Mélina Robert Michon	FRA	55.01	Lacramioara Ionescu	ROU	54.64
2000	Xu Shaoyang	CHN	54.41	Jana Tucholke	GER	53.97	Olga Goncharenko	BLR	53.64
2002	Ma Xuejun	CHN	58.85	Xu Shaoyang	CHN	57.87	Seema Antil	IND	55.83
2004	Ma Xuejun	CHN	57.85	Darya Pishchalnikova	RUS	57.37	Nadine Müller	GER	57.13
2006	Dani Samuels	AUS	60.63	Pan Saili	CHN	57.40	Tan Jian	CHN	56.09
2008	Xi Shangxue	CHN	54.96	Julia Fischer	GER	54.69	Sandra Perković	CRO	54.24
2010	Yaimí Pérez	CUB	56.01	Erin Pendleton	USA	54.96	Yuliya Kurylo	UKR	53.96
2012	Anna Rüh	GER	62.38	Shanice Craft	GER	60.42	Shelbi Vaughan	USA	60.07
2014	Izabela da Silva	BRA	58.03	Valarie Allman	USA	56.75	Navjeet Kaur Dhillon	IND	56.36
2016	Kristina Rakočević	MNE	56.36	Kirsty Williams	AUS	53.91	Alexandra Emilianov	MDA	53.08
2018	Alexandra Emilianov	MDA	57.89	Helena Leveelahti	FIN	56.80	Silinda Morales	CUB	55.37
2021	Violetta Ignatyeva	RUS	57.84	Miné De Klerk	RSA	53.50	Alina Nikitsenka	BLR	51.47

Hammer Throw (4kg)

1998	Bianca Achilles	GER	61.79	Sini Pöyry	FIN	61.76	Maureen Griffin	USA	60.14
2000	Ivana Brkljačić	CRO	62.22	Virginia Balut	ROU	60.23	Yunaika Crawford	CUB	59.98
2002	Ivana Brkljačić	CRO	65.39	Martina Danisová	SVK	63.91	Yuliya Rozenfeld	RUS	60.83
2004	Mariya Smolyachkova	BLR	66.81	Yang Qiaoyu	CHN	61.67	Laura Gibilisco	ITA	60.95
2006	Bianca Perie	ROU	67.38	Anna Bulgakova	RUS	65.73	Hao Shuai	CHN	64.26
2008	Bianca Perie	ROU	67.95	Katerina Safránková	CZE	63.13	Jenny Ozorai	HUN	60.80
2010	Sophie Hitchon	GBR	66.01	Barbara Špiler	SLO	65.28	Zhang Li	CHN	63.96
2012	Alexandra Tavernier	FRA	70.62	Alexia Sedykh	FRA	67.34	Alena Navahrodskaya	BLR	67.13
2014	Alyona Shamotina	UKR	66.05	Réka Gyurátz	HUN	64.68	Iliána Korosidou	GRE	63.67
2016	Beatrice Nedberge Llano	NOR	64.33	Alex Hulley	AUS	63.47	Suvi Koskinen	FIN	62.49
2018	Camryn Rogers	CAN	64.90	Alyssa Wilson	USA	64.45	Yaritza Martínez	CUB	63.82
2021	Silja Kosonen	FIN	71.64	Rose Loga	FRA	67.11	Mariolla Bykel	BLR	65.20

Javelin Throw (600g)

1986	Xiomara Rivero	CUB	62.86	Anja Reiter	GDR	60.24	Alexandra Beck	GDR	59.92
1988	Karen Forkel	GDR	61.44	Isel López	CUB	57.86	Małgorzata Kielczewska	POL	57.04
1990	Tanja Damaske	GDR	61.06	Oksana Ovchinnikova	URS	57.26	Mandy Liverton	GBR	56.68
1992	Claudia Isaila	ROU	63.04	Yvonne Reichardt	GER	61.48	Heli Tolkinen	FIN	60.12
1994	Taina Uppa	FIN	59.02	María Caridad Álvarez	CUB	58.26	Réka Kovács	HUN	55.88
1996	Osleidys Menéndez	CUB	60.96	Nikolett Szabó	HUN	58.34	Bina Ramesh	FRA	57.70
1998	Osleidys Menéndez	CUB	68.17	Liang Lili	CHN	61.72	Wei Jianhua	CHN	59.10
2000	Jarmila Klimesová	CZE	54.82	Inga Kozarenoka	LAT	54.64	Halina Kakhava	BLR	54.26
2002	Linda Brīvule	LAT	55.35	Ilze Gribule	LAT	54.16	Urszula Jasinska	POL	54.06
2004	Vivian Zimmer	GER	58.50	Annika Suthe	GER	57.15	Annabel Thomson	AUS	56.01
2006	Sandra Schaffarzik	GER	60.45	Vira Rebryk	UKR	57.79	Marharyta Dorozhon	UKR	57.68
2008	Vira Rebryk	UKR	63.01	Li Lingwei	CHN	59.25	Tatjana Jelača	SRB	58.77
2010	Sanni Utriainen	FIN	56.69	Līna Mūze	LAT	56.64	Tazmin Brits	RSA	54.55
2012	Sofi Flinck/Flink	SWE	61.40	Liu Shiyang	CHN	59.20	Marija Vučenović	SRB	57.12
2014	Yekaterina Starygina	RUS	56.85	Sofi Flinck/Flink	SWE	56.70	Sara Kolak	CRO	55.74
2016	Klaudia Maruszewska	POL	57.59	Jo-Ané Van Dyk	RSA	57.32	Eda Tuğsuz	TUR	56.71
2018	Alina Shukh	UKR	55.95	Tomoka Kuwazoe	JPN	55.66	Dana Baker	USA	55.04
2021	Adriana Vilagoš	SRB	61.46	Elína Tzénggo	GRE	59.60	Yicelena Vallar	CUB	55.48

Heptathlon (Senior implements)

1986	Svetla Dimitrova	BUL	6041	Marina Sherbina	URS	5953	Anke Schmidt	GDR	5900
1988	Svetla Dimitrova	BUL	6289	Yelena Petushkova	URS	6102	Peggy Beer	GDR	6067
1990	Beatrice Mau	GDR	6166	Rita Ináncsi	HUN	5940	Joanne Henry	NZL	5728
1992	Natalya Sazanovich	EUN	6036	Kathleen Gutjahr	GER	5668	Regla Cárdenas	CUB	5602
1994	Kathleen Gutjahr	GER	5918	Regla Cárdenas	CUB	5834	Ding Ying	CHN	5785
1996	Yelizaveta Shalygina	RUS	5711	Johanna Halkoaho	FIN	5656	Hana Dolezelová	CZE	5504
1998	Shen Shengfei	CHN	5815	Susanna Rajamäki	FIN	5721	Viorica Ţigău	ROU	5720
2000	Carolina Klüft	SWE	6056	Lidiya Bashlykova	RUS	5898	Sanna Saarman	FIN	5707
2000	Carolina Klüft	SWE	6470	Olga Alekseyeva	KAZ	5727	Olga Levenkova	RUS	5712
2004	Justine Robbeson	RSA	5868	Viktorija Žemaitytė	LTU	5810	Julia Mächtigt	GER	5679
2006	Tatyana Chernova	RUS	6227	Ida Marcussen	NOR	6020	Yana Panteleyeva	RUS	5979
2008	Carolin Schäfer	GER	5833	Yana Maksimava	BLR	5766	Grit Šadeiko	EST	5765
2010	Dafne Schippers	NED	5967	Sara Gambetta	GER	5770	Helga Margrét Thorsteinsdóttir	ISL	5706
2012	Yorgelis Rodríguez	CUB	5966	Xénia Krizsán	HUN	5957	Tamara de Souza	BRA	5900
2014	Morgan Lake	GBR	6148	Yorgelis Rodríguez	CUB	6006	Nadine Visser	NED	5948
2016	Sarah Lagger	AUT	5960	Adriana Rodríguez	CUB	5925	Hanne Maudens	BEL	5881
2018	Niamh Emerson	GBR	6253	Sarah Lagger	AUT	6225	Adrianna Sułek	POL	5939
2021	Saga Vanninen	FIN	5997	Pippi Lotta Enok	EST	5746	Szabina Szűcs	HUN	5674

YEAR	GOLD			SILVER			BRONZE		
5000/10,000 Metres Walk (10,000m from 2000)									
1986	Wang Yan	CHN	22:03.65	Natalya Zykova	URS	22:17.76	Jin Bingjie	CHN	22:17.83
1988	Mari Cruz Díaz	ESP	21:51.31	Olga Sánchez	ESP	21:58.17	M ^a Grazia Orsani	ITA	22:04.74
1990	Susana Feitór	POR	21:44.30	Tatyana Shchastnaya	URS	22:28.74	Simone Thust	GDR	22:44.65
1992	Gao Hongmiao	CHN	21:20.03	Jane Saville	AUS	21:58.64	Mika Ikatura	JPN	22:25.58
1994	Irina Stankina	RUS	21:05.41	Susana Feitór	POR	21:12.87	Natalya Trofimova	RUS	21:24.71
1996	Irina Stankina	RUS	21:31.85	Olga Panfyorova	RUS	21:52.27	Claudia Iovan	ROU	21:57.11
1998	Sabine Zimmer	GER	21:14.39	Jolanta Dukure	LAT	21:17.89	Xue Ailing	CHN	21:28.57
2000	Lyudmila Yefimkina	RUS	44:07.74	Tatyana Kozlova	RUS	44:24.43	Sabine Zimmer	GER	46:49.97
2002	Fumi Mitsumura	JPN	46:01.51	Liu Siqi	CHN	46:07.15	Marina Tsikhanava	BLR	46:14.67
2004	Irina Petrova	RUS	45:50.39	Zhang Nan	CHN	45:58.54	Vera Sokolova	RUS	46:53.02
2006	Liu Hong	CHN	45:12.84	Tatyana Shemyakina	RUS	45:34.41	Anamaria Greceanu	ROU	46:45.67
2008	Tatyana Mineyeva	RUS	43:24.72	Elmira Alembekova	RUS	43:45.16	Li Yanfei	CHN	44:24.10
2010	Yelena Lashmanova	RUS	44:11.90	Kumiko Okada	JPN	45:56.15	He Qin	CHN	46:08.36
2012	Yekaterina Medvedyeva	RUS	45:41.74	Nadezhda Leontyeva	RUS	45:43.64	Sandra Arenas	COL	45:44.46
2014	Anežka Drahotová	CZE	42:47.25	Wang Na	CHN	44:02.64	Ni Yuanyuan	CHN	44:16.72
2016	Ma Zhenxia	CHN	45:18.45	Noemi Stella	ITA	45:23.85	Yehualye Belete	ETH	45:33.69
2018	Alegna Gonzalez	MEX	44:13.88	Meryem Bekmez	TUR	44:17.69	Glenda Estefanía Morejón	ECU	44:19.40
2021	Sofia Ramos	MEX	46:23.01	Maele Bire-Heslouis	FRA	47:43.87	Eliška Martínková	CZE	47:46.28

4 x 100 Metres Relay

1986	United States	43.78	GDR	43.97	Nigeria	44.13
1988	GDR	43.48	Cuba	44.04	United States	44.27
1990	Jamaica	43.82	Great Britain & NI	44.16	United States	44.50
1992	Jamaica	43.96	United States	44.51	Germany	44.52
1994	Jamaica	44.01	Germany	44.78	Great Britain & NI	45.08
1996	United States	43.79	Jamaica	44.26	Germany	44.57
1998	United States	43.52	France	44.07	Jamaica	44.61
2000	Germany	43.91	Jamaica	44.05	Sweden	44.78
2002	Jamaica	43.40	United States	43.66	Great Britain & NI	44.22
2004	United States	43.49	Jamaica	43.63	France	43.68
2006	United States	43.49	France	44.20	Jamaica	44.22
2008	United States	43.66	Jamaica	43.98	Brazil	44.61
2010	United States	43.44	Germany	43.74	Netherlands	44.09
2012	United States	43.89	Germany	44.24	Brazil	44.29
2014	United States	43.46	Jamaica	43.97	Germany	44.65
2016	United States	43.69	France	44.05	Germany	44.18
2018	Germany	43.82	Ireland	43.90	Great Britain & NI	44.05
2021	Jamaica	42.94	Namibia	43.76	Nigeria	43.90

4 x 400 Metres Relay

1986	United States	3:30.45	GDR	3:30.90	USSR	3:32.35
1988	GDR	3:28.39	United States	3:31.48	USSR	3:31.89
1990	Australia	3:30.38	Jamaica	3:31.09	Cuba	3:31.81
1992	Romania	3:31.57	Jamaica	3:32.68	Germany	3:32.72
1994	United States	3:32.08	Romania	3:36.59	Germany	3:36.65
1996	Germany	3:31.12	Romania	3:32.16	Australia	3:32.47
1998	Jamaica	3:32.29	Russia	3:32.35	United States	3:32.85
2000	Great Britain & NI	3:33.82	Jamaica	3:33.99	Romania	3:34.49
2002	United States	3:29.95	Great Britain & NI	3:30.46	Russia	3:30.72
2004	United States	3:27.60	Russia	3:30.03	Jamaica	3:30.37
2006	United States	3:29.01	Nigeria	3:30.84	Jamaica	3:31.62
2008	United States	3:30.19	Ukraine	3:34.20	Australia	3:34.23
2010	United States	3:31.20	Nigeria	3:31.84	Jamaica	3:32.24
2012	United States	3:30.01	Jamaica	3:32.97	Russia	3:36.42
2014	United States	3:30.42	Great Britain & NI	3:32.00	Germany	3:33.02
2016	United States	3:29.11	Jamaica	3:31.01	Canada	3:32.25
2018	United States	3:28.74	Australia	3:31.36	Jamaica	3:31.90
2021	Nigeria	3:31.46	Jamaica	3:36.57	Italy	3:37.18



YEAR	GOLD	SILVER	BRONZE
------	------	--------	--------

WORLD ATHLETICS CROSS COUNTRY CHAMPIONSHIPS

Venues - 1973: Waregem (17 Mar); 1974: Monza (16 Mar); 1975: Rabat (16 Mar); 1976: Chepstow (28 Feb); 1977: Düsseldorf (20 Mar); 1978: Glasgow (25 Mar); 1979: Limerick (25 Mar); 1980: Paris (9 Mar); 1981: Madrid (28 Mar); 1982: Roma (21 Mar); 1983: Gateshead (20 Mar); 1984: New York (25 Mar); 1985: Lisboa (24 Mar); 1986: Neuchâtel (23 Mar); 1987: Warszawa (22 Mar); 1988: Auckland (26 Mar); 1989: Stavanger (19 Mar); 1990: Aix-les-Bains (25 Mar); 1991: Antwerpen (24 Mar); 1992: Boston (21 Mar); 1993: Amorebieta (23 Mar); 1994: Budapest (26 Mar); 1995: Durham (25 Mar); 1996: Cape Town (23 Mar); 1997: Torino (23 Mar); 1998: Marrakech (21/22 Mar); 1999: Belfast (27/28 Mar); 2000: Vilamoura (18/19 Mar); 2001: Oostende (24/25 Mar); 2002: Dublin (23/24 Mar); 2003: Lausanne (29/30 Mar); 2004: Bruxelles (20/21 Mar); 2005: St Galmier (19/20 Mar); 2006: Fukuoka (1/2 Apr); 2007: Mombasa (24 Mar); 2008: Edinburgh (30 Mar); 2009: Amman (28 Mar); 2010: Bydgoszcz (27 Mar); 2011: Punta Umbria (20 Mar). Thereafter held biennially. 2013: Bydgoszcz (13 Mar); 2015: Guiyang (28 Mar); 2017: Kampala (26 Mar); 2019: Aarhus (30 Mar); 2023: Bathurst (18 Feb)

MEN

Short Course (1998-2006)

1998	John Kibowen	KEN	10:43	Daniel Komen	KEN	10:46	Paul Kosgei	KEN	10:50
1999	Benjamin Limo	KEN	12:28	Paul Kosgei	KEN	12:31	Haylu Mekonnen	ETH	12:35
2000	John Kibowen	KEN	11:11	Sammy Kipketer	KEN	11:12	Paul Kosgei	KEN	11:15
2001	Enock Koech	KEN	12:40	Kenenisa Bekele	ETH	12:42	Benjamin Limo	KEN	12:43
2002	Kenenisa Bekele	ETH	12:11	Luke Kipkosgei	KEN	12:18	Haylu Mekonnen	ETH	12:20
2003	Kenenisa Bekele	ETH	11:01	John Kibowen	KEN	11:04	Benjamin Limo	KEN	11:06
2004	Kenenisa Bekele	ETH	11:31	Gebre-egziabher Gebremariam	ETH	11:36	Maregu Zewdie	ETH	11:42
2005	Kenenisa Bekele	ETH	11:33	Abraham Chebii	KEN	11:38	Isaac Songok	KEN	11:39
2006	Kenenisa Bekele	ETH	10:54	Isaac Songok	KEN	10:55	Adil Kaouch	MAR	10:57

Teams

1998	Kenya	10	Morocco	42	Ethiopia	60
1999	Kenya	14	Morocco	45	Ethiopia	55
2000	Kenya	10	Ethiopia	46	Morocco	68
2001	Kenya	13	Morocco	48	Ethiopia	51
2002	Kenya	20	Ethiopia	32	Spain	57
2003	Kenya	14	Ethiopia	31	Morocco	44
2004	Ethiopia	17	Qatar	39	Kenya	52
2005	Ethiopia	23	Kenya	31	Qatar	32
2006	Kenya	21	Ethiopia	48	Morocco	53

Long Course

1973	Pekka Päivärintä	FIN	35:46	Mariano Haro	ESP	35:46	Rod Dixon	NZL	36:00
1974	Erik De Beck	BEL	35:24	Mariano Haro	ESP	35:25	Karel Lismont	BEL	35:27
1975	Ian Stewart	SCO	35:20	Mariano Haro	ESP	35:21	Bill Rodgers	USA	35:27
1976	Carlos Lopes	POR	34:48	Tony Simmons	ENG	35:04	Bernie Ford	ENG	35:07
1977	Leon Schots	BEL	37:43	Carlos Lopes	POR	37:48	Detlef Uhlemann	FRG	37:52
1978	John Treacy	IRL	39:25	Aleksandr Antipov	URS	39:28	Karol Lismont	BEL	39:32
1979	John Treacy	IRL	37:20	Bronisław Malinowski	POL	37:29	Aleksandr Antipov	URS	37:30
1980	Craig Virgin	USA	37:02	Hans-Jürgen Orthmann	FRG	37:03	Nick Rose	ENG	37:06
1981	Craig Virgin	USA	35:05	Mohamed Kedir	ETH	35:07	Fernando Mamede	POR	35:09
1982	Mohamed Kedir	ETH	33:41	Alberto Salazar	USA	33:45	Rod Dixon	NZL	34:02
1983	Bekele Debele	ETH	36:52	Carlos Lopes	POR	36:52	Some Muge	KEN	36:52
1984	Carlos Lopes	POR	33:25	Tim Hutchings	ENG	33:30	Steve Jones	WAL	33:32
1985	Carlos Lopes	POR	33:33	Paul Kipkoech	KEN	33:37	Wodajo Bulti	ETH	33:38
1986	John Ngugi	KEN	35:33	Abebe Mekonnen	ETH	35:35	Joseph Kiptum	KEN	35:40
1987	John Ngugi	KEN	36:07	Paul Kipkoech	KEN	36:07	Paul Arpin	FRA	36:51
1988	John Ngugi	KEN	34:32	Paul Kipkoech	KEN	34:54	William Koskei	KEN	35:07
1989	John Ngugi	KEN	39:42	Tim Hutchings	GBR	40:10	Wilfred Kirochi	KEN	40:21
1990	Khalid Skah	MAR	34:21	Moses Tanui	KEN	34:21	Julius Korir	KEN	34:22
1991	Khalid Skah	MAR	33:53	Moses Tanui	KEN	33:54	Simon Karori	KEN	33:54
1992	John Ngugi	KEN	37:05	William Mutwol	KEN	37:17	Fita Bayissa	ETH	37:18
1993	William Sigei	KEN	32:15	Dominic Kirui	KEN	32:56	Ismael Kirui	KEN	32:59
1994	William Sigei	KEN	34:29	Simon Chemoiywo	KEN	34:30	Haile Gebrselassie	ETH	34:32
1995	Paul Tergat	KEN	34:05	Ismael Kirui	KEN	34:13	Salah Hissou	MAR	34:14
1996	Paul Tergat	KEN	33:44	Salah Hissou	MAR	33:56	Ismael Kirui	KEN	33:57
1997	Paul Tergat	KEN	35:11	Salah Hissou	MAR	35:13	Thomas Nyariki	KEN	35:20
1998	Paul Tergat	KEN	34:01	Paul Koech	KEN	34:06	Assefa Mezgebu	ETH	34:28
1999	Paul Tergat	KEN	38:28	Patrick Ivuti	KEN	38:32	Paulo Guerra	POR	38:46
2000	Mohammed Mourhit	BEL	35:00	Assefa Mezgebu	ETH	35:01	Paul Tergat	KEN	35:02
2001	Mohammed Mourhit	BEL	39:53	Sergiy Lebid	UKR	40:03	Charles Kamathi	KEN	40:05
2002	Kenenisa Bekele	ETH	34:52	John Yuda	TAN	34:58	Wilberforce Taleli	KEN	35:20
2003	Kenenisa Bekele	ETH	35:56	Patrick Ivuti	KEN	36:09	Gebre-egziabher Gebremariam	ETH	36:17
2004	Kenenisa Bekele	ETH	35:52	Gebre-egziabher Gebremariam	ETH	36:10	Sileshi Sihine	ETH	36:11

YEAR	GOLD			SILVER			BRONZE		
2005	Kenenisa Bekele	ETH	35:06	Zersenay Tadese	ERI	35:20	Abdullah Ahmad Hassan	QAT	35:34
2006	Kenenisa Bekele	ETH	35:40	Sileshi Sihine	ETH	35:43	Martin Mathathi	KEN	35:44
2007	Zersenay Tadese	ERI	35:50	Moses Mosop	KEN	36:13	Bernard Kipyego	KEN	36:37
2008	Kenenisa Bekele	ETH	34:38	Leonard Komon	KEN	34:41	Zersenay Tadese	ERI	34:43
2009	Gebre-egziabher Gebremariam	ETH	35:02	Moses Kipsiro	KEN	35:04	Zersenay Tadese	ERI	35:04
2010	Joseph Ebuya	KEN	33:00	Teklemariam Medhin	ERI	33:06	Moses Kipsiro	UGA	33:10
2011	Imane Merga	ETH	33:50	Paul Tanui	KEN	33:52	Vincent Chepkok	KEN	33:53
2013	Japheth Korir	KEN	32:45	Imane Merga	ETH	32:51	Teklemariam Medhin	ERI	32:54
2015	Geoffrey Kamworor	KEN	34:52	Bedan Karoki	KEN	35:00	Muktar Edris	ETH	35:06
2017	Geoffrey Kamworor	KEN	28:24	Leonard Barsoton	KEN	28:36	Abadi Hadis	ETH	28:43
2019	Joshua Cheptegei	UGA	31:40	Jacob Kiplimo	UGA	31:44	Geoffrey Kamworor	KEN	31:55

Teams

1973	Belgium	109	USSR	119	New Zealand	136
1974	Belgium	103	England	109	France	215
1975	New Zealand	127	England	193	Belgium	213
1976	England	90	Belgium	118	France	187
1977	Belgium	126	England	129	USSR	144
1978	France	151	USA	156	England	159
1979	England	119	Ireland	198	USSR	210
1980	England	100	USA	163	Belgium	175
1981	Ethiopia	81	USA	114	Kenya	220
1982	Ethiopia	98	England	114	USSR	257
1983	Ethiopia	104	USA	170	Kenya	191
1984	Ethiopia	134	USA	161	Portugal	223
1985	Ethiopia	130	Kenya	141	USA	154
1986	Kenya	45	Ethiopia	119	USA	204
1987	Kenya	53	England	146	Ethiopia	161
1988	Kenya	23	Ethiopia	103	France	134
1989	Kenya	44	Great Britain & NI	147	Ethiopia	162
1990	Kenya	42	Ethiopia	96	Spain	176
1991	Kenya	38	Ethiopia	104	Spain	198
1992	Kenya	46	France	145	Great Britain & NI	147
1993	Kenya	25	Ethiopia	82	Portugal	167
1994	Kenya	34	Morocco	83	Ethiopia	133
1995	Kenya	62	Morocco	111	Spain	120
1996	Kenya	33	Morocco	99	Ethiopia	107
1997	Kenya	51	Morocco	70	Ethiopia	125
1998	Kenya	12	Ethiopia	57	Morocco	60
1999	Kenya	12	Ethiopia	57	Portugal	77
2000	Kenya	18	Ethiopia	68	Portugal	69
2001	Kenya	33	France	72	United States	87
2002	Kenya	18	Ethiopia	43	Morocco	58
2003	Kenya (18th successive)	13	Ethiopia	23	Morocco	51
2004	Ethiopia	14	Kenya	30	Eritrea	66
2005	Ethiopia	24	Kenya	35	Qatar	42
2006	Kenya	24	Eritrea	28	Ethiopia	42
2007	Kenya	29	Morocco	152	Uganda	191
2008	Kenya	39	Ethiopia	104	Qatar	143
2009	Kenya	28	Ethiopia	28	Eritrea	50
2010	Kenya	20	Eritrea	44	Ethiopia	66
2011	Kenya	14	Ethiopia	38	Uganda	49
2013	Ethiopia	38	United States	52	Kenya	54
2015	Ethiopia	20	Kenya	20	Bahrain	54
2017	Ethiopia	21	Kenya	22	Uganda	72
2019	Uganda	20	Kenya	43	Ethiopia	46

Under-20s

1973	Jim Brown	SCO	20:52	Cisneros Haro	ESP	21:00	Leon Schots	BEL	21:07
1974	Rich Kimball	USA	21:31	Venzazio Ortis	ITA	21:33	John Treacy	IRL	21:43
1975	Bobby Thomas	USA	21:00	José Luis González	ESP	21:18	John Treacy	IRL	21:23
1976	Eric Hulst	USA	23:54	Thom Hunt	USA	24:07	Nat Muir	SCO	24:17
1977	Thom Hunt	USA	23:15	Santiago Llorente	ESP	23:28	Ari Paunonen	FIN	23:39
1978	Mick Morton	ENG	22:57	Rob Earl	CAN	23:10	José Alario	ESP	23:11
1979	Eddy De Pauw	BEL	23:02	Steve Binns	ENG	23:09	Ildar Denikeyev	URS	23:20
1980	Jorge García	ESP	22:17	Valeriy Gryaznov	URS	22:23	Ed Eyestone	USA	22:27
1981	Mohamed Chouri	TUN	22:04	Yevgeniy Zerebin	URS	22:06	Keith Brantly	USA	22:07
1982	Zurabachev Gelaw	ETH	22:46	A dugna Lema	ETH	22:47	Stefano Mei	ITA	22:49
1983	Fisha Abebe	ETH	24:58	Angaso Telga	ETH	24:59	Jon Richards	ENG	25:07
1984	Pere Casacuberta	ESP	21:32	Doju Tessema	ETH	21:34	Giovanni Castellano	CAN	21:37
1985	Kipkemboi Kimeli	KEN	22:18	Habte Negash	ETH	22:37	Woldsilase Milkesa	ETH	22:37

YEAR	GOLD			SILVER			BRONZE		
1986	Feyisa Melese	ETH	22:48	Sammy Kibiwot	KEN	22:53	Demeke Bekele	ETH	22:56
1987	Wilfred Kirochi	KEN	22:18	Demeke Bekele	ETH	22:18	Demisse Debebe	ETH	22:20
1988	Wilfred Kirochi	KEN	23:25	Alfonce Muindi	KEN	23:39	Bedilu Kibret	ETH	23:41
1989	Addis Abebe	ETH	25:07	Kipyego Kororia	KEN	25:31	Stephen Nyamu	KEN	25:33
1990	Kipyego Kororia	KEN	22:13	Richard Chelimo	KEN	22:14	Fita Bayissa	ETH	22:24
1991	Andrew Sambu	TAN	23:59	Muindi Mumo	KEN	24:04	Fita Bayissa	ETH	24:04
1992	Ismael Kirui	KEN	23:27	Haile Gebrselassie	ETH	23:35	Josphat Machuka	KEN	23:37
1993	Philip Mosima	KEN	20:18	Christopher Kosgei	KEN	20:20	Josphat Machuka	KEN	20:23
1994	Philip Mosima	KEN	24:15	Daniel Komen	KEN	24:17	Abreham Tsige	ETH	24:46
1995	Assefa Mezgebu	ETH	24:12	Dejene Lidetu	ETH	24:14	David Chelule	KEN	24:16
1996	David Chelule	KEN	24:06	Assefa Mezgebu	ETH	24:19	Samuel Chepkok	KEN	24:24
1997	Elijah Korir	KEN	24:21	Million Wolde	ETH	24:28	Paul Kosgei	KEN	24:29
1998	Million Wolde	ETH	22:47	Richard Limo	KEN	22:50	Haylu Mekonnen	ETH	22:51
1999	Haylu Mekonnen	ETH	25:38	Richard Limo	KEN	25:43	Kipchumba Mitei	KEN	25:45
2000	Robert Kipchumba	KEN	22:49	Duncan Lebo	KEN	22:52	John Cheruiyot Korir	KEN	22:55
2001	Kenenisa Bekele	ETH	25:04	Duncan Lebo	KEN	25:37	Dathan Ritzenhein	USA	25:46
2002	Gebre-egziabher Gebremariam	ETH	23:18	Abel Cheruiyot	KEN	23:19	Boniface Kiprof	UGA	23:28
2003	Eliud Kipchoge	KEN	22:47	Boniface Kiprof	UGA	22:49	Solomon Bushendich	KEN	22:51
2004	Meba Tadesse	ETH	24:01	Boniface Kiprof	UGA	24:03	Ernest Meli	KEN	24:16
2005	Augustine Choge	KEN	23:59	Bernard Kiprof Kipyego	KEN	24:00	Barnabas Kosgei	KEN	24:00
2006	Mang'ata Ndiwa	KEN	23:53	Leonard Komon	KEN	23:54	Tariku Bekele	ETH	23:56
2007	Asbel Kiprof	KEN	24:07	Vincent Chepkok	KEN	24:12	Mathew Kisorio	KEN	24:23
2008	Ibrahim Jeylan	ETH	22:38	Ayele Abshero	ETH	22:40	Lucas Rotich	KEN	22:42
2009	Ayele Abshero	ETH	23:26	Titus Mbishei	KEN	23:30	Moses Kibet	UGA	23:35
2010	Caleb Ndiku	KEN	22:07	Clement Langat	KEN	22:09	Japhet Korir	KEN	22:12
2011	Geoffrey Kipsang	KEN	22:21	Thomas Ayeko	UGA	22:27	Patrick Mutunga	KEN	22:32
2013	Hagos Gebrhiwet	ETH	21:04	Leonard Barsoton	KEN	21:08	Muktar Edris	ETH	21:13
2015	Yasin Haji	ETH	23:42	Geoffrey Korir	KEN	23:47	Alfred Ngeno	KEN	23:54
2017	Jacob Kiplimo	UGA	22:40	Amdework Walegn	ETH	22:43	Richard Yator	KEN	22:52
2019	Milkesa Mengesha	ETH	23:52	Tadese Worku	ETH	23:54	Oscar Chelimo	UGA	23:55

Teams

1973	Spain	18	Italy	22	England	24
1974	USA	22	Morocco	58	Italy	90
1975	USA	29	Ireland	35	Spain	44
1976	USA	16	Spain	60	England	91
1977	USA	36	Spain	40	Canada	67
1978	England	53	Canada	53	Spain	54
1979	Spain	57	England	74	USSR	75
1980	USSR	50	USA	75	Spain	79
1981	USA	23	England	61	Canada	66
1982	Ethiopia	12	Italy	37	USA	70
1983	Ethiopia	13	Spain	41	England	58
1984	Ethiopia	21	Spain	34	England	69
1985	Ethiopia	16	Kenya	26	Spain	64
1986	Ethiopia	13	Kenya	32	Spain	52
1987	Ethiopia	19	Kenya	20	Japan	73
1988	Kenya	13	Ethiopia	33	Spain	61
1989	Kenya	14	Ethiopia	22	Italy	76
1990	Kenya	12	Ethiopia	27	Italy	85
1991	Kenya	19	Ethiopia	26	Tanzania	54
1992	Kenya	18	Ethiopia	28	Japan	90
1993	Kenya	10	Ethiopia	27	Morocco	76
1994	Kenya	18	Ethiopia	27	Morocco	78
1995	Kenya	23	Ethiopia	25	Morocco	72
1996	Kenya	13	Ethiopia	26	Morocco	94
1997	Kenya	13	Ethiopia	31	Morocco	74
1998	Ethiopia	16	Kenya	20	Morocco	66
1999	Kenya	16	Ethiopia	24	Tanzania	77
2000	Kenya	10	Ethiopia	47	Uganda	68
2001	Kenya	24	Ethiopia	25	Uganda	68
2002	Kenya	18	Ethiopia	24	Uganda	37
2003	Kenya	15	Ethiopia	28	Uganda	48
2004	Kenya	20	Ethiopia	25	Uganda	33
2005	Kenya	10	Ethiopia	37	Qatar	75
2006	Kenya	16	Ethiopia	24	Eritrea	44
2007	Kenya	10	Eritrea	44	Ethiopia	54
2008	Kenya	21	Ethiopia	28	Uganda	37
2009	Kenya	20	Ethiopia	22	Eritrea	72

YEAR	GOLD		SILVER		BRONZE	
2010	Kenya	10	Ethiopia	32	Uganda	56
2011	Kenya	20	Ethiopia	24	Uganda	50
2013	Ethiopia	23	Kenya	26	Morocco	65
2015	Kenya	19	Ethiopia	33	Eritrea	52
2017	Ethiopia	17	Kenya	28	Eritrea	57
2019	Ethiopia	18	Uganda	32	Kenya	34

WOMEN**Short Course** (1998 – 2006)

1998	Sonia O'Sullivan	IRL	12:20	Zahra Ouaziz	MAR	12:34	Kutre Dulecha	ETH	12:37
1999	Jackline Maranga	KEN	15:09	Yamna Belkacem	FRA	15:16	Annemari Sandell	FIN	15:17
2000	Kutre Dulecha	ETH	13:00	Zahra Ouaziz	MAR	13:00	Margaret Ngotho	KEN	13:00
2001	Gete Wami	ETH	14:46	Paula Radcliffe	GBR	14:47	Edith Masai	KEN	14:57
2002	Edith Masai	KEN	13:30	Worknesh Kidane	ETH	13:36	Isabella Ochichi	KEN	13:39
2003	Edith Masai	KEN	12:43	Worknesh Kidane	ETH	12:44	Jane Wanjiku	KEN	12:46
2004	Edith Masai	KEN	13:07	Tirunesh Dibaba	ETH	13:09	Teyiba Erkesso	ETH	13:11
2005	Tirunesh Dibaba	ETH	13:15	Worknesh Kidane	ETH	13:16	Isabella Ochichi	KEN	13:21
2006	Gelete Burka	ETH	12:51	Priscah Jepleting	KEN	12:53	Meselech Melkamu	ETH	12:54

Teams

1998	Morocco	57	Ethiopia	58	United States	68
1999	France	40	Ethiopia	48	Morocco	69
2000	Portugal	46	Ethiopia	55	France	57
2001	Ethiopia	26	Kenya	32	Romania	78
2002	Ethiopia	32	Kenya	34	Ireland	85
2003	Kenya	18	Ethiopia	24	Russia	76
2004	Ethiopia	19	Kenya	21	Canada	87
2005	Ethiopia	18	Kenya	19	United States	67
2006	Ethiopia	25	Kenya	26	Australia	69

Long Course

1973	Paola Cacchi	ITA	13:45	Joyce Smith	ENG	13:58	Josée Van Santberghe	BEL	14:01
1974	Paola Cacchi	ITA	12:42	Nina Holmen	FIN	12:48	Rita Ridley	ENG	12:54
1975	Julie Brown	USA	13:42	Bronisława Ludwichowska	POL	13:47	Carmen Valero	ESP	13:48
1976	Carmen Valero	ESP	16:19	Tatyana Kazankina	URS	16:39	Gabriela Dorio	ITA	16:56
1977	Carmen Valero	ESP	17:26	Lyudmila Bragina	URS	17:28	Giana Romanova	URS	17:35
1978	Grete Waitz	NOR	16:19	Natalia Mărășescu	ROU	16:49	Maricica Puică	ROU	16:59
1979	Grete Waitz	NOR	16:48	Raisa Smekhnova	URS	17:14	Ellison Goodall	USA	17:18
1980	Grete Waitz	NOR	15:05	Irina Bondarchuk	URS	15:49	Yelena Sipatova	URS	15:52
1981	Grete Waitz	NOR	14:07	Jan Merrill	USA	14:22	Yelena Sipatova	URS	14:22
1982	Maricica Puică	ROU	14:39	Fița Lovin	ROU	14:41	Grete Waitz	NOR	14:44
1983	Grete Waitz	NOR	13:29	Alison Wiley	CAN	13:37	Tatyana Pozdnyakova	URS	13:37
1984	Maricica Puică	ROU	15:56	Galina Zakharova	URS	15:58	Grete Waitz	NOR	15:58
1985	Zola Budd	ENG	15:01	Cathy Branta	USA	15:24	Ingrid Kristiansen	NOR	15:27
1986	Zola Budd	ENG	14:50	Lynn Jennings	USA	15:08	Annette Sergent	FRA	15:13
1987	Annette Sergent	FRA	16:46	Liz Lynch	SCO	16:48	Ingrid Kristiansen	NOR	16:51
1988	Ingrid Kristiansen	NOR	19:04	Angela Tooby	GBR	19:23	Annette Sergent	FRA	19:29
1989	Annette Sergent	FRA	22:27	Nadezhda Stepanova	URS	22:34	Lynn Williams	CAN	22:41
1990	Lynn Jennings	USA	19:21	Albertina Dias	POR	19:33	Yelena Romanova	URS	19:33
1991	Lynn Jennings	USA	20:24	Derartu Tulu	ETH	20:27	Liz McColgan	GBR	20:28
1992	Lynn Jennings	USA	21:16	Catherina McKiernan	IRL	21:18	Albertina Dias	POR	21:19
1993	Albertina Dias	POR	20:00	Catherina McKiernan	IRL	20:09	Lynn Jennings	USA	20:09
1994	Hellen Chepngeno	KEN	20:45	Catherina McKiernan	IRL	20:52	Conceição Ferreira	POR	20:52
1995	Derartu Tulu	ETH	20:21	Catherina McKiernan	IRL	20:29	Sally Barsosio	KEN	20:39
1996	Gete Wami	ETH	20:12	Rose Cheruiyot	KEN	20:18	Naomi Mugo	KEN	20:21
1997	Derartu Tulu	ETH	20:53	Paula Radcliffe	GBR	20:55	Gete Wami	ETH	21:00
1998	Sonia O'Sullivan	IRL	25:39	Paula Radcliffe	GBR	25:42	Gete Wami	ETH	25:49
1999	Gete Wami	ETH	28:00	Merima Denboba	ETH	28:12	Paula Radcliffe	GBR	28:12
2000	Derartu Tulu	ETH	25:42	Gete Wami	ETH	25:48	Susan Chepkemei	KEN	25:50
2001	Paula Radcliffe	GBR	27:49	Gete Wami	ETH	27:52	Lydia Cheromei	KEN	28:07
2002	Paula Radcliffe	GBR	26:55	Deena Drossin	USA	27:04	Colleen de Reuck	USA	27:17
2003	Worknesh Kidane	ETH	25:53	Deena Drossin	USA	26:02	Merima Denboba	ETH	26:28
2004	Benita Johnson	AUS	27:17	Ejagayou Dibaba	ETH	27:29	Worknesh Kidane	ETH	27:34
2005	Tirunesh Dibaba	ETH	26:34	Alice Timbilil	KEN	26:37	Worknesh Kidane	ETH	26:37
2006	Tirunesh Dibaba	ETH	25:21	Lornah Kiplagat	NED	25:26	Meselech Melkamu	ETH	25:38
2007	Lornah Kiplagat	NED	26:23	Tirunesh Dibaba	ETH	26:47	Meselech Melkamu	ETH	26:48
2008	Tirunesh Dibaba	ETH	25:10	Mestawet Tufa	ETH	25:15	Linet Masai	KEN	25:18
2009	Florence Kiplagat	KEN	26:13	Linet Masai	KEN	26:16	Meselech Melkamu	ETH	26:19
2010	Emily Chebet	KEN	24:19	Linet Masai	KEN	24:20	Meselech Melkamu	ETH	24:26
2011	Vivian Cheruiyot	KEN	24:58	Linet Masai	KEN	25:07	Shalane Flanagan	USA	25:10
2013	Emily Chebet	KEN	24:24	Hiwot Ayalew	ETH	24:27	Belaynesh Oljira	ETH	24:33

YEAR	GOLD			SILVER			BRONZE		
2015	Agnes Tirop	KEN	26:01	Senbera Teferi	ETH	26:06	Netsanet Gudeta	ETH	26:11
2017	Irene Cheptai	KEN	31:57	Alice Aprot	KEN	32:01	Lilian Rengeruk	KEN	32:11
2019	Hellen Obiri	KEN	36:14	Dera Dida	ETH	36:16	Letesenbet Gidey	ETH	36:24

Teams

1973	England		40	Finland		73	United States		90
1974	England		28	Italy		50	Finland		61
1975	United States		44	New Zealand		50	Poland		61
1976	USSR		33	Italy		59	United States		64
1977	USSR		15	United States		48	New Zealand		76
1978	Romania		30	United States		37	England		55
1979	United States		29	USSR		48	England		68
1980	USSR		15	England		49	United States		49
1981	USSR		24	United States		36	Italy		89
1982	USSR		44	Italy		57	England		67
1983	United States		31	USSR		41	Canada		53
1984	United States		52	England		65	New Zealand		91
1985	United States		42	USSR		77	Romania		96
1986	England		65	New Zealand		67	France		76
1987	United States		46	France		50	USSR		55
1988	USSR		51	Great Britain & NI		61	France		72
1989	USSR		58	France		60	United States		68
1990	USSR		37	Ethiopia		75	Portugal		80
1991	Kenya		36	Ethiopia		36	USSR		48
1992	Kenya		47	United States		77	Ethiopia		96
1993	Kenya		52	Japan		93	France		100
1994	Portugal		55	Ethiopia		65	Kenya		75
1995	Kenya		26	Ethiopia		38	Kenya		84
1996	Kenya		24	Ethiopia		44	Romania		70
1997	Ethiopia		24	Kenya		34	Ireland		64
1998	Kenya		30	Ethiopia		37	Great Britain & NI		74
1999	Ethiopia		18	Kenya		27	Portugal		94
2000	Ethiopia		20	Kenya		23	United States		98
2001	Kenya		18	Ethiopia		70	France		77
2002	Ethiopia		28	United States		38	Kenya		41
2003	Ethiopia		17	Kenya		30	United States		36
2004	Ethiopia		26	Kenya		30	Great Britain & NI		74
2005	Ethiopia		16	Kenya		22	Portugal		86
2006	Ethiopia		16	Kenya		39	Japan		80
2007	Ethiopia		19	Kenya		26	Morocco		99
2008	Ethiopia		18	Kenya		22	Australia		84
2009	Kenya		14	Ethiopia		28	Portugal		72
2010	Kenya		14	Ethiopia		22	United States		76
2011	Kenya		15	Ethiopia		29	United States		57
2013	Kenya		19	Ethiopia		48	Bahrain		73
2015	Ethiopia		17	Kenya		19	Uganda		101
2017	Kenya		10	Ethiopia		45	Bahrain		59
2019	Ethiopia		21	Kenya		25	Uganda		36

Under-20s

1989	Malin Ewerlöf	SWE	15:23	Olga Nazarkina	URS	15:30	Esther Saina	KEN	15:41
1990	Liu Shixiang	CHN	14:19	Yan Qinglan	CHN	14:20	Susan Chepkemei	KEN	14:22
1991	Lydia Cheromei	KEN	13:59	Jane Ekimat	KEN	14:20	Melody Fairchild	USA	14:28
1992	Paula Radcliffe	GBR	13:30	Wang Junxia	CHN	13:35	Lydia Cheromei	KEN	13:43
1993	Gladys Ondeyo	KEN	14:04	Pamela Chepchumba	KEN	14:09	Sally Barsosio	KEN	14:11
1994	Sally Barsosio	KEN	14:04	Rose Cheruiyot	KEN	14:05	Elizabeth Cheptanui	KEN	14:15
1995	Annemari Sandell	FIN	14:04	Jebiwot Keitany	KEN	14:09	Nancy Kipron	KEN	14:17
1996	Kutre Dulecha	ETH	13:27	Annemari Sandell	FIN	13:32	Jepkorir Ayabei	KEN	13:35
1997	Rose Koskei	KEN	14:58	Prisca Jepleting	KEN	14:59	Ayelech Worku	ETH	15:02
1998	Yimenashu Taye	ETH	19:32	Jeruto Kiptum	KEN	19:34	Worknesh Kidane	ETH	19:34
1999	Worknesh Kidane	ETH	21:26	Vivian Cheruiyot	KEN	21:37	Yoshiko Fujinaga	JPN	21:41
2000	Vivian Cheruiyot	KEN	20:34	Alice Timbilil	KEN	20:35	Viola Kibiwott	KEN	20:36
2001	Viola Kibiwot	KEN	22:05	Abebech Nigusie	ETH	22:05	Aster Bacha	ETH	22:05
2002	Viola Kibiwott	KEN	20:13	Tirunesh Dibaba	ETH	20:14	Vivian Cheruiyot	KEN	20:22
2003	Tirunesh Dibaba	ETH	20:21	Peninah Chepchumba	KEN	20:22	Gelete Burka	ETH	20:28
2004	Meselech Melkamu	ETH	20:48	Aziza Aliye	ETH	20:53	Mestawet Tadesse	ETH	20:56
2005	Gelete Burka	ETH	20:12	Veronica Wanjiru	KEN	20:39	Beatrice Chepngeno	KEN	20:44
2006	Pauline Korikwang	KEN	19:27	Veronica Wanjiru	KEN	19:27	Mercy Kosgei	KEN	19:45
2007	Linet Masai	KEN	20:52	Mercy Kosgei	KEN	20:59	Veronica Wanjiru	KEN	21:10

YEAR	GOLD			SILVER			BRONZE		
2008	Genzebe Dibaba	ETH	19:59	Irine Cheptai	KEN	20:04	Emebet Eta'a	ETH	20:06
2009	Genzebe Dibaba	ETH	20:14	Mercy Cheronro	KEN	20:17	Jackline Chepngeno	KEN	20:27
2010	Mercy Cheronro	KEN	18:47	Purity Rionoripo	KEN	18:54	Esther Chemtai	KEN	18:55
2011	Faith Kipyegon	KEN	18:53	Genet Yalew	ETH	18:54	Azemra Gebru	ETH	18:54
2013	Faith Kipyegon	KEN	17:51	Agnes Tirop	KEN	17:51	Alemitu Haroye	ETH	17:57
2015	Letesenbet Gidey	ETH	19:48	Dera Dida	ETH	19:49	Etagegne Woldu	ETH	19:53
2017	Letesenbet Gidey	ETH	18:34	Hawi Feysa	ETH	18:57	Celphine Chespol	ETH	19:02
2019	Beatrice Chebet	KEN	20:50	Alemitu Tariku	ETH	20:50	Tsigie Gebreselama	ETH	20:50

Teams

1989	Kenya	40	USSR	68	Portugal	84
1990	Kenya	19	Japan	44	PR of China	68
1991	Kenya	18	Ethiopia	40	Japan	43
1992	Ethiopia	55	Romania	59	Kenya	59
1993	Kenya	10	Japan	41	Ethiopia	61
1994	Kenya	11	Ethiopia	46	Japan	60
1995	Kenya	18	Ethiopia	31	Japan	56
1996	Kenya	21	Ethiopia	26	Japan	70
1997	Kenya	15	Japan	38	Ethiopia	39
1998	Ethiopia	16	Kenya	20	Japan	68
1999	Ethiopia	20	Kenya	31	Japan	46
2000	Kenya	12	Ethiopia	24	Japan	78
2001	Ethiopia	16	Kenya	20	Japan	59
2002	Kenya	13	Ethiopia	24	Japan	63
2003	Ethiopia	14	Kenya	22	Morocco	78
2004	Ethiopia	10	Kenya	36	Japan	67
2005	Kenya	16	Ethiopia	22	Japan	56
2006	Kenya	10	Ethiopia	29	Japan	58
2007	Kenya	13	Eritrea	33	Ethiopia	36
2008	Ethiopia	16	Kenya	20	Japan	57
2009	Ethiopia	18	Kenya	18	Japan	76
2010	Kenya	10	Ethiopia	30	Uganda	81
2011	Ethiopia	17	Kenya	19	Japan	75
2013	Kenya	14	Ethiopia	23	Great Britain & NI	81
2015	Ethiopia	11	Kenya	33	Bahrain	52
2017	Ethiopia	19	Kenya	20	Uganda	62
2019	Ethiopia	17	Kenya	26	Japan	72

Universal Relay (Four legs, two by men and two by women)

2017	Kenya	22:11	Ethiopia	22:30	Turkey	22:37
2019	Ethiopia	25:49	Morocco	26:22	Kenya	26:29

WORLD ATHLETICS RACE WALKING TEAM CHAMPIONSHIPS

Venues - 1961: Lugano (14/15 Oct); 1963: Varese (12/13 Oct); 1965: Pescara (9/10 Oct); 1967: Bad Saarow (15 Oct); 1970: Eschborn (10/11 Oct); 1973: Lugano (12/13 Oct); 1975: Le Grand Quevilly (11/12 Oct); 1977: Milton Keynes (24/25 Oct); 1979: Eschborn (29/30 Oct); 1981: Valencia (3/4 Oct); 1983: Bergen (24/25 Sep); 1985: St. John's, Isle of Man (28/29 Sep); 1987: New York (2/3 May); 1989: L'Hospitalet (27/28 May); 1991: San Jose (1/2 Jun); 1993: Monterrey (24/25 Apr); 1995: Beijing (29/30 Apr); 1997: Podebrady (19/20 Apr); 1999: Mézidon-Canon (1/2 May); 2002: Torino (Turin) (12/13 Oct); 2004: Naumburg (1/2 May); 2006: La Coruña (13/14 May); 2008: Cheboksary (10/11 May); 2010: Chihuahua (15/16 May); 2012: Saransk (12/13 May); 2014: Taicang (3/4 May); 2016: Roma (7/8 May); 2018: Taicang (5/6 May); 2022: Muscat (4/5 Mar)

MEN**20 Kilometres**

1961	Ken Matthews	GBR	1:30:55	Lennart Back	SWE	1:32:12	George Williams	GBR	1:34:02
1963	Ken Matthews	GBR	1:30:11	Paul Nihill	GBR	1:33:19	Antal Kiss	HUN	1:33:38
1965	Dieter Lindner	GDR	1:28:10	Antal Kiss	HUN	1:29:09	Gerhard Sperling	GDR	1:31:30
1967	Mykola Smaga	URS	1:28:39	Volodya Holubnichiy	URS	1:28:58	Ron Laird	USA	1:29:13
1970	Hans-Georg Reimann	GDR	1:26:55	Volodya Holubnichiy	URS	1:27:22	Peter Frenkel	GDR	1:27:33
1973	Hans-Georg Reimann	GDR	1:29:31	Karl-Heinz Stadtmüller	GDR	1:29:36	Ron Laird	USA	1:30:45
1975	Karl-Heinz Stadtmüller	GDR	1:26:12	Bernhard Kannenberg	FRG	1:26:20	Peter Frenkel	GDR	1:26:54
1977	Daniel Bautista	MEX	1:24:02	Domingo Colín	MEX	1:24:31	Karl-Heinz Stadtmüller	GDR	1:24:51
1979	Daniel Bautista	MEX	1:18:49	Boris Yakovlev	URS	1:19:46	Mykola Vynnychenko	URS	1:20:05
1981	Ernesto Canto	MEX	1:23:52	Roland Wieser	GDR	1:24:12	Alessandro Pezzatini	ITA	1:24:24
1983	Jozef Pribilinec	TCH	1:19:30	Ernesto Canto	MEX	1:19:41	Anatoliy Solomin	URS	1:19:43
1985	José Marín	ESP	1:21:42	Maurizio Damilano	ITA	1:21:43	Viktor Mostovik	URS	1:22:01

YEAR	FIRST		SECOND		THIRD			
1987	Carlos Mercenario	MEX	1:19:24	Viktor Mostovik	URS	1:19:32	Anatoliy Gorshkov	URS 1:20:04
1989	Frants Kostyukovich	URS	1:20:21	Mikhail Shchennikov	URS	1:20:34	Yevgeniy Misyulya	URS 1:20:47
1991	Mikhail Shchennikov	URS	1:20:43	Ernesto Canto	MEX	1:20:46	Thierry Toutain	FRA 1:20:56
1993	Daniel García	MEX	1:24:26	Valentí Massana	ESP	1:24:32	Alberto Cruz	MEX 1:24:37
1995	Li Zewen	CHN	1:19:44	Mikhail Shchennikov	RUS	1:19:58	Bernardo Segura	MEX 1:20:32
1997	Jefferson Pérez	ECU	1:18:24	Daniel García	MEX	1:18:27	Ilya Markov	RUS 1:18:30
1999	Bernardo Segura	MEX	1:20:20	Yu Guohui	CHN	1:20:21	Vladimir Andreyev	RUS 1:20:29
2002	Jefferson Pérez	ECU	1:21:26	Vladimir Andreyev	RUS	1:21:50	Alejandro López	MEX 1:22:01
2004	Jefferson Pérez	ECU	1:18:42	Robert Korzeniowski	POL	1:19:02	Nathan Deakes	AUS 1:19:11
2006	Francisco Javier Fernández	ESP	1:18:31	Jefferson Pérez	ECU	1:19:08	Han Yucheng	CHN 1:19:10
2008	Francisco Javier Fernández	ESP	1:18:15	Valeriy Borchin	RUS	1:18:21	Eder Sánchez	MEX 1:18:34
2010	Wang Hao	CHN	1:22:35	Chu Yafei	CHN	1:22:46	Andrey Krivov	RUS 1:22:54
2012✘	Wang Zhen	CHN	1:19:13	Andrey Ruzavin	RUS	1:20:37	Nazar Kovalenko	UKR 1:20:38
2014	Ruslan Dmytrenko	UKR	1:18:37	Cai Zelin	CHN	1:18:52	Andrey Ruzavin	RUS 1:18:59
2016	Wang Zhen	CHN	1:19:22	Cai Zelin	CHN	1:19:34	Álvaro Martín	ESP 1:19:36
2018	Koki Ikeda	JPN	1:21:13	Wang Kaihua	CHN	1:21:22	Massimo Stano	ITA 1:21:33
2022	Toshikazu Yamanishi	JPN	1:22:52	Koki Ikeda	JPN	1:23:29	Samuel Gathimba	KEN 1:23:52

Teams

1993	Mexico	265	Italy	244	Spain	240
1995	PR of China	436	Italy	422	Mexico	420
1997	Russia	431	Belarus	414	Mexico	404
1999	Russia	19	Mexico	28	PR of China	29
2002	Russia	24	Belarus	28	Italy	34
2004	PR of China	18	Ecuador	35	Italy	35
2006	Spain	33	Australia	37	Russia	37
2008	Russia	11	Spain	22	Australia	47
2010	PR of China	8	Russia	25	Mexico	36
2012✘	PR of China	10	Australia	53	India	59
2014✘	PR of China	22	Canada	33	Japan	34
2016	PR of China	16	Canada	28	Ecuador	41
2018	Japan	12	Italy	29	PR of China	42
2022	Ecuador	25	Japan	26	PR of China	45

35 Kilometres (from 2022)

2022	Perseus Karlström	SWE	2:36:14	Álvaro Martín	ESP	2:36:54	Miguel Ángel López	ESP	2:37:27
------	-------------------	-----	---------	---------------	-----	---------	--------------------	-----	---------

Teams

2022	Spain	16	PR of China	29	Germany	48
------	-------	----	-------------	----	---------	----

50 Kilometres (discontinued after 2018)

1961	Abdon Pamich	ITA	4:25:38	Don Thompson	GBR	4:30:35	Åke Söderlund	SWE	4:36:48
1963	István Havasi	HUN	4:14:25	Ray Middleton	GBR	4:17:16	Ingvar Pettersson	SWE	4:19:11
1965	Christoph Höhne	GDR	4:03:14	Burkhard Leuschke	GDR	4:06:02	Abdon Pamich	ITA	4:06:41
1967	Christoph Höhne	GDR	4:09:09	Peter Selzer	GDR	4:11:40	Aleksandr Shcherbina	URS	4:13:07
1970	Christoph Höhne	GDR	4:04:36	Veniamin Soldatenko	URS	4:09:52	Burkhard Leuschke	GDR	4:11:10
1973	Bernd Kannenberg	FRG	3:56:51	Otto Barch	URS	3:57:11	Christoph Höhne	GDR	3:57:26
1975	Yevgeniy Lyungin	URS	4:03:42	Gerhard Weidner	FRG	4:09:58	Vladimir Svetnikov	URS	4:11:31
1977	Raúl González	MEX	4:04:16	Pedro Aroche	MEX	4:04:55	Paolo Grecucci	ITA	4:06:27
1979	Martín Bermúdez	MEX	3:43:36	Enrique Vera	MEX	3:43:59	Viktor Dorovskikh	URS	3:45:51
1981	Raúl González	MEX	3:48:30	Hartwig Gauder	GDR	3:52:18	Sandro Bellucci	ITA	3:54:57
1983	Raúl González	MEX	3:45:37	Sergey Yung	URS	3:48:26	Viktor Dorovskikh	URS	3:49:47
1985	Hartwig Gauder	GDR	3:47:31	Andrey Perlov	URS	3:49:23	Axel Noack	GDR	3:56:53
1987	Ronald Weigel	GDR	3:42:26	Hartwig Gauder	GDR	3:42:52	Dietmar Meisch	GDR	3:43:14
1989	Simon Baker	AUS	3:43:13	Andrey Perlov	URS	3:44:12	Stanislav Vezhel	URS	3:44:50
1991	Carlos Mercenario	MEX	3:42:03	Simon Baker	AUS	3:46:36	Ronald Weigel	GER	3:47:50
1993	Carlos Mercenario	MEX	3:50:28	Jesús Ángel García	ESP	3:52:44	Germán Sánchez	MEX	3:54:15
1995	Zhao Yongsheng	CHN	3:41:20	Jesús Ángel García	ESP	3:41:54	Valentin Kononen	FIN	3:42:50
1997	Jesús Ángel García	ESP	3:39:54	Nikolay Matyukhin	RUS	3:41:36	Valentin Kononen	FIN	3:41:09
1999	Sergey Korepanov	KAZ	3:39:22	Tomasz Lipiec	POL	3:40:08	Nikolay Matyukhin	RUS	3:40:13
2002	Aleksey Voyevodin	RUS	3:40:59	German Skurygin	RUS	3:42:08	Tomasz Lipiec	POL	3:45:37
2004	Aleksey Voyevodin	RUS	3:42:44	Yu Chaohong	CHN	3:43:47	Yuriy Andronov	RUS	3:46:49
2006	Denis Nizhegorodov	RUS	3:38:02	Trond Nymark	NOR	3:41:30	Yuriy Andronov	RUS	3:42:38
2008✘	Denis Nizhegorodov	RUS	3:34:14	Alex Schwazer	ITA	3:37:04	Trond Nymark	NOR	3:44:59
2010	Matej Tóth	SVK	3:53:30	Horacio Nava	MEX	3:54:16	Jared Tallent	AUS	3:54:55
2012✘	Jared Tallent	AUS	3:40:32	Si Tiangfeng	CHN	3:43:05	Christopher Linke	GER	3:47:33
2014✘	Ivan Noskov	RUS	3:39:38	Jared Tallent	AUS	3:42:48	Oleksiy Kazanin	UKR	3:47:01
2016✘	Jared Tallent	AUS	3:42:36	Ivan Glavan	UKR	3:44:02	Marco De Luca	ITA	3:44:47
2018	Hiroki Arai	JPN	3:44:25	Hayato Katsuki	JPN	3:44:31	Satoshi Maruo	JPN	3:44:52

YEAR	FIRST		SECOND		THIRD	
Teams						
1993	Mexico	275	Spain	251	France	245
1995	Mexico	426	Russia	419	Spain	413
1997	Russia	434	Slovak Republic	415	Spain	407
1999	Russia	14	Spain	26	Germany	55
2002	Russia	7	France	59	PR of China	78
2004	Russia	8	PR of China	14	Spain	23
2006	Spain	20	Poland	38	PR of China	39
2008	✗ Italy	28	Mexico	29	Spain	30
2010	PR of China	21	Mexico	22	Russia	38
2012	✗ PR of China	28	Ukraine	31	Mexico	43
2014	✗ Ukraine	16	PR of China	31	Spain	67
2016	Italy	14	Ukraine	25	Spain	30
2018	Japan	6	Ukraine	29	Poland	47

Lugano Trophy (discontinued after 1997)

1961	Great Britain & NI	53	Sweden	53	Italy	28
1963	Great Britain & NI	93	Hungary	64	Sweden	63
1965	GDR	117	Great Britain & NI	87	Hungary	64
1967	GDR	128	USSR	107	Great Britain & NI	104
1970	GDR	134	USSR	125	FRG	88
1973	GDR	139	USSR	134	Italy	104
1975	USSR	117	GDR	105	FRG	102
1977	Mexico	185	GDR	180	Italy	160
1979	Mexico	240	USSR	235	GDR	201
1981	Italy	227	USSR	227	Mexico	221
1983	USSR	231	Italy	189	Mexico	146
1985	GDR	234	USSR	234	Italy	233
1987	USSR	607	Italy	569	GDR	518
1989	USSR	585	Italy	534	France	516
1991	Italy	517	Germany	491	Mexico	487
1993	Mexico	540	Spain	491	Italy	487
1995	Mexico	846	Italy	815	PR of China	805
1997	Russia	865	Mexico	802	Belarus	802

Under-20 10 Kilometres

2004	Sun Chao	CHN	40:38	Eder Sánchez	MEX	41:01	Benjamin Sánchez	ESP	41:19
2006	Sergey Morozov	RUS	40:26	Miguel Angel López	ESP	41:41	Aleksey Grigoryev	RUS	41:52
2008	Aleksey Bartsaykin	RUS	39:57	Cheng Ding	CHN	40:12	Denis Strelkov	RUS	40:17
2010	Eider Arévalo	COL	42:13	Cai Zelin	CHN	42:22	Valery Filipchuk	RUS	42:58
2012	Eider Arévalo	COL	41:17	Alexander Ivanov	RUS	41:42	Jesús Vega	MEX	41:56
2014	Gao Wenkui	CHN	39:40	Daisuke Matsunaga	JPN	39:45	Nikolay Markov	RUS	39:55
2016	Zhang Jun	CHN	40:23	Manuel Bermúdez	ESP	40:27	Noel Ali Chama	MEX	40:29
2018	Zhang Yao	CHN	40:07	Wang Zhaozhao	CHN	40:12	José Eduardo Ortiz	GUA	40:17
2022	Wang Hongren	CHN	44:06	Diego Giampaolo	ITA	44:14	Zeng Yu	CHN	44:14

Teams

2004	Mexico	9	Russia	11	PR of China	13
2006	Russia	4	Belarus	14	Spain	28
2008	Russia	4	PR of China	7	Spain	10
2010	Russia	7	PR of China	7	Colombia	9
2012	Russia	6	Colombia	10	PR of China	14
2014	PR of China	6	Spain	17	Australia	19
2016	Mexico	8	Peru	13	Japan	17
2018	PR of China	3	Japan	14	Australia	24
2022	PR of China	4	Italy	10	Spain	13

WOMEN**5 Kilometres**

1979	Marion Fawkes	GBR	22:51	Carol Tyson	GBR	22:59	Thorill Gylder	NOR	23:08
1981	Siw Gustavsson	SWE	22:57	Aleksandra Derevinskaya	URS	23:18	Lyudmila Khrushchova	URS	23:26

10 Kilometres (replaced with 20km from 1999)

1983	Xu Yongjiu	CHN	45:14	Natalya Sharipova	URS	45:26	Sue Cook	AUS	45:27
1985	Yan Hong	CHN	46:22	Guan Ping	CHN	46:23	Olga Krishtop	URS	46:24
1987	Olga Krishtop	URS	43:22	Irina Strakhova	URS	43:35	Jin Bingjie	CHN	43:45
1989	Beate Anders	GDR	43:08	Kerry Saxby	AUS	43:12	Ileana Salvador	ITA	43:24
1991	Irina Strakhova	URS	43:55	Graciela Mendoza	MEX	44:09	Yelena Sayko	URS	44:11
1993	Wang Yan	CHN	45:10	Sari Essayah	FIN	45:18	Yelena Nikolayeva	RUS	45:22
1995	Gao Hongmiao	CHN	42:19	Yelena Nikolayeva	RUS	42:32	Liu Hongyu	CHN	42:49
1997	Irina Stankina	RUS	41:52	Olimpiada Ivanova	RUS	41:59	Gu Yan	CHN	42:15

YEAR	FIRST		SECOND		THIRD			
20 Kilometres								
1999	Liu Hongyu	CHN	1:27:32	Natalya Fedoskina	RUS	1:27:35	Norica Cîmpean	ROU 1:27:48
2002	Erica Alfridi	ITA	1:28:55	Olimpiada Ivanova	RUS	1:28:57	Natalya Fedoskina	RUS 1:28:59
2004	Yelena Nikolayeva	RUS	1:27:24	Jiang Jing	CHN	1:27:34	Maria Vasco	ESP 1:27:36
2006	Rita Turova	BLR	1:26:27	Olimpiada Ivanova	RUS	1:27:26	Irina Petrova	RUS 1:27:46
2008	Olga Kaniskina	RUS	1:25:42	Tatyana Sibileva	RUS	1:26:29	Vera Santos	POR 1:28:17
2010	María Vasco	ESP	1:31:55	Vera Santos	POR	1:32:06	Inês Henriques	POR 1:33:28
2012✘	María José Poves	ESP	1:29:10	Lu Xiuzhi	CHN	1:29:55	Beatriz Pascual	ESP 1:30:46
2014	Anisya Kiryapkina	RUS	1:26:31	Liu Hong	CHN	1:26:58	Elmira Alembekova	RUS 1:27:02
2016✘	Guadalupe González	MEX	1:26:17	Qieyang Shenjie	CHN	1:26:49	Erica de Sena	BRA 1:27:18
2018	Guadalupe González	MEX	1:26:38	Qieyang Shenjie	CHN	1:27:06	Yang Jiayu	CHN 1:27:22
2022	Ma Zhenxia	CHN	1:30:22	Yang Jiayu	CHN	1:31:54	Kimberley García	PER 1:32:27

Teams (Eschborn Cup)

1979	Great Britain & NI	85	Sweden	74	Norway	69
1981	USSR	105	Sweden	104	Australia	90
1983	PR of China	132	USSR	130	Australia	126
1985	PR of China	104	USSR	98	Canada	74
1987	USSR	203	Spain	174	Australia	167
1989	USSR	218	PR of China	212	Italy	203
1991	USSR	203	Italy	180	Mexico	162
1993	Italy	196	PR of China	193	Russia	193
1995	PR of China	443	Italy	429	Russia	424
1997	Russia	440	Italy	435	PR of China	425
1999	PR of China	13	Russia	16	Mexico	54
2002	Russia	9	Italy	26	Romania	42
2004	PR of China	18	Russia	28	Romania	41
2006	Russia	10	PR of China	19	Belarus	25
2008	Russia	7	Portugal	24	Spain	38
2010	Portugal	13	Spain	22	PR of China	32
2012✘	Spain	12	PR of China	25	Portugal	26
2014	Russia	8	PR of China	22	Portugal	36
2016✘	PR of China	14	Australia	40	Colombia	58
2018	PR of China	17	Italy	38	Spain	40
2022	PR of China	10	Greece	30	India	61

35 Kilometres (from 2022)

2022	Glenda Morejón	ECU	2:48:33	Li Maocuo	CHN	2:50:26	Katarzyna Zdziebło	POL 2:51:48
------	----------------	-----	---------	-----------	-----	---------	--------------------	-------------

Teams

2022	Ecuador	12	Spain	28	PR of China	29
------	---------	----	-------	----	-------------	----

50 Kilometres (2016/2018 only)

2016	Erin Talcott	USA	4:51:08	<i>(Competed as part of men's team)</i>				
2018	Liang Rui	CHN	4:04:36	Yin Hang	CHN	4:09:09	Claire Tallent	AUS 4:09:33

Teams

2018	PR of China	8	Ecuador	21	Ukraine	40
------	-------------	---	---------	----	---------	----

Under-20 10 Kilometres

2004	Vera Sokolova	RUS	45:29	Anna Bragina	RUS	46:15	Zhang Nan	CHN 47:18
2006	Vera Sokolova	RUS	44:49	Alexandra Kudryashova	RUS	44:52	Chai Xue	CHN 45:04
2008	Tatyana Kalmykova	RUS	42:44	Irina Yumanova	RUS	43:23	Elmira Alembekova	RUS 44:39
2010	Antonella Palmisano	ITA	47:52	He Qin	CHN	47:57	Anna Lukyanova	RUS 48:00
2012	Sandra Arenas	COL	45:57	Alejandra Ortega	MEX	46:00	Nadezhda Leontyeva	RUS 46:02
2014	Dian Dandan	CHN	43:05	Yang Jiayu	CHN	43:37	Anežka Drahotová	CZE 43:40
2016	Ma Zhenxia	CHN	45:25	Ma Li	CHN	45:25	Valeria Ortuño	MEX 45:28
2018	Alegna González	MEX	45:08	Glenda Morejón	ECU	45:13	Nanako Fuhii	JPN 45:29
2022	Jiang Yunyan	CHN	47:48	Jiang Jinyan	CHN	48:03	Heta Veikkola	FIN 48:11

Teams

2004	Russia	3	Poland	16	Greece	22
2006	Russia	3	Ukraine	11	Belarus	15
2008	Russia	3	Romania	11	Colombia	18
2010	PR of China	6	Russia	8	Italy	12
2012	Russia	7	PR of China	15	Ukraine	15
2014	PR of China	3	Spain	13	Australia	20
2016	PR of China	3	Mexico	9	Australia	21
2018	PR of China	10	Ecuador	13	Turkey	14

YEAR GOLD

SILVER

BRONZE

WORLD ATHLETICS HALF MARATHON CHAMPIONSHIPS

(Incorporating the World Athletics Road Running Championships in 2006 & 2007)

Venues - 1992: Tyneside (19/20 Sep); 1993: Bruxelles (3 Oct); 1994: Oslo (24 Sep); 1995: Montbéliard (1 Oct); 1996: Palma de Mallorca (29 Sep); 1997: Košice (4 Oct); 1998: Uster (26 Sep); 1999: Palermo (3 Oct); 2000: Veracruz (12 Nov); 2004: New Delhi (3 Oct); 2005: Edmonton (1 Oct); 2006: Debrecen (World Road Running Championships, 8 Oct); 2007: Udine (World Road Running Championships, 14 Oct); 2008: Rio de Janeiro (5 Oct); 2009: Birmingham (11 Oct); 2010: Nanning (9 Oct); Thereafter held biennially. 2012: Kavarna (6 Oct); 2014: Copenhagen (29 Mar); 2016: Cardiff (26 Mar); 2018: Valencia (24 Mar); 2020: Gdynia (29 Mar). *To be incorporated into the World Athletics Road Running Championships for 2023 (Riga, 30 Sep-1 Oct)*

MEN

1992	Benson Masya	KEN	60:24	Antonio Silio	ARG	60:40	Boay Akonay	TAN	60:45
1993	Vincent Rousseau	BEL	61:16	Steve Moneghetti	AUS	61:10	Carl Thackery	GBR	61:13
1994	Khalid Skah	MAR	60:27	German Silva	MEX	60:28	Ronaldo da Costa	BRA	60:54
1995	Moses Tanui	KEN	61:45	Paul Yego	KEN	61:46	Charles Tanguis	KEN	61:50
1996	Stefano Baldini	ITA	61:17	Josphat Kiprono	KEN	61:30	Tendai Chimusasa	ZIM	62:00
1997	Shem Kororia	KEN	59:56	Moses Tanui	KEN	59:58	Kenneth Cheruiyot	KEN	60:00
1998	Paul Koech	KEN	60:01	Hendrick Ramaala	RSA	60:24	Khalid Skah	MAR	60:24
1999	Paul Tergat	KEN	61:50	Hendrick Ramaala	RSA	61:50	Tesfaye Jifar	ETH	61:51
2000	Paul Tergat	KEN	63:47	Faustin Baha	TAN	63:48	Tesfaye Jifar	ETH	63:50
2001	Haile Gebrselassie	ETH	60:03	Tesfaye Jifar	ETH	60:04	John Yuda	TAN	60:12
2002	Paul Kosgei	KEN	60:39	Jaouad Gharib	MAR	60:42	John Yuda	TAN	60:57
2003	Martin Lel	KEN	60:49	Fabiano Joseph	TAN	60:52	Martin Sulle	TAN	60:56
2004	Paul Kirui	KEN	62:15	Fabiano Joseph	TAN	62:31	Abdullah Ahmad Hassan	QAT	62:36
2005	Fabiano Joseph	TAN	61:08	Mubarak Hassan Shami	QAT	61:09	Yonas Kifle	ERI	61:13
2006 ^{20k}	Zersenay Tadese	ERI	56:01	Robert Kipchumba	KEN	56:41	Wilson Kiprotich	KEN	57:15
2007	Zersenay Tadese	ERI	58:59	Patrick Makau	KEN	59:02	Evans Cheruiyot	KEN	59:05
2008	Zersenay Tadese	ERI	59:56	Patrick Makau	KEN	61:54	Ahmad Hassan Abdullah	QAT	61:57
2009	Zersenay Tadese	ERI	59:35	Benard Kipyego	KEN	59:59	Dathan Ritzenhein	USA	60:00
2010	Wilson Kiprop	KEN	60:07	Zersenay Tadese	ERI	60:11	Sammy Kitwara	KEN	60:22
2012	Zersenay Tadese	ERI	60:19	Deressa Chimsa	ETH	60:51	John Mwangangi	KEN	61:01
2014	Geoffrey Kamworor	KEN	59:08	Samuel Tsegay	ERI	59:21	Guye Adola	ETH	59:21
2016	Geoffrey Kamworor	KEN	59:10	Bedan Karoki	KEN	59:36	Mohamed Farah	GBR	59:59
2018	Geoffrey Kamworor	KEN	60:02	Abraham Cheroben	BRN	60:22	Aron Kifle	ERI	60:31
2020	Jacob Kiplimo	UGA	58:49	Kibiwott Kandie	KEN	58:54	Amdework Walegn	ETH	59:08

Teams

1992	Kenya	3:02:25	Great Britain & NI	3:04:54	Brazil	3:05:56
1993	Kenya	3:05:40	Australia	3:05:43	Great Britain & NI	3:06:10
1994	Kenya	3:03:36	Mexico	3:03:47	Morocco	3:05:58
1995	Kenya	3:05:21	Spain	3:07:51	Italy	3:08:31
1996	Italy	3:07:42	Spain	3:08:36	Japan	3:08:43
1997	Kenya	2:59:54	South Africa	3:03:34	Ethiopia	3:03:46
1998	South Africa	3:02:21	Kenya	3:03:07	Ethiopia	3:05:18
1999	South Africa	3:06:01	Ethiopia	3:06:03	Kenya	3:06:03
2000	Kenya	3:11:38	Ethiopia	3:14:45	Belgium	3:18:35
2001	Ethiopia	3:00:31	Kenya	3:02:53	Tanzania	3:05:18
2002	Kenya	3:04:42	Japan	3:07:12	Ethiopia	3:07:25
2003	Tanzania	3:03:01	Kenya	3:03:09	Ethiopia	3:07:34
2004	Kenya	3:07:55	Ethiopia	3:08:37	Uganda	3:13:48
2005	Ethiopia	3:06:18	Eritrea	3:07:05	Japan	3:08:30
2006 ^{20k}	Kenya	2:51:18	Eritrea	2:53:19	Ethiopia	2:54:17
2007	Kenya	2:58:54	Eritrea	2:59:08	Ethiopia	3:01:15
2008	Kenya	3:07:24	Eritrea	3:09:40	Qatar	3:10:52
2009	Kenya	3:01:06	Eritrea	3:02:39	Ethiopia	3:06:42
2010	Kenya	3:01:32	Eritrea	3:03:04	Ethiopia	3:05:26
2012	Kenya	3:03:52	Eritrea	3:04:41	Ethiopia	3:05:43
2014	Eritrea	2:58:59	Kenya	2:59:38	Ethiopia	3:00:48
2016	Kenya	2:58:58	Ethiopia	3:01:16	Eritrea	3:06:18
2018	Ethiopia	3:02:14	Kenya	3:02:40	Bahrain	3:02:52
2020	Kenya	2:58:10	Ethiopia	2:58:25	Uganda	2:58:39

Under-20s (Discontinued after 1993)

1992	Kadessa Tadesse	ETH	64:51	Melk Mothuli	RSA	65:01	Francesco Ingargiola	ITA	65:18
1993	Melk Mothuli	RSA	62:11	Biruk Bekele	ETH	63:32	Isaac Radebe	RSA	63:35

YEAR	GOLD			SILVER			BRONZE		
Teams									
1992	Italy		3:17:39	Ethiopia		3:18:56	South Africa		3:20:04
1993	South Africa		3:09:46	Ethiopia		3:13:34	Italy		3:17:12
WOMEN									
1992	Liz McColgan	GBR	68:53	Megumi Fujiwara	JPN	69:21	Rosanna Munerotto	ITA	69:38
1993	Conceição Ferreira	POR	70:07	Mari Tanigawa	JPN	70:09	Tegla Loroupe	KEN	70:12
1994	Elana Meyer	RSA	68:36	Iulia Negură	ROU	69:15	Anuța Cătună	ROU	69:35
1995	Valentina Yegorova	RUS	69:58	Cristina Pomacu	ROU	70:22	Anuța Cătună	ROU	70:28
1996	Ren Xiujuan	CHN	70:39	Lidia Şimon	ROU	70:57	Aura Buia	ROU	71:01
1997	Tegla Loroupe	KEN	68:14	Cristina Pomacu	ROU	68:43	Lidia Şimon	ROU	69:05
1998	Tegla Loroupe	KEN	68:29	Elana Meyer	RSA	68:32	Lidia Şimon	ROU	68:58
1999	Tegla Loroupe	KEN	68:48	Mizuki Noguchi	JPN	69:12	Catherine Ndereba	KEN	69:23
2000	Paula Radcliffe	GBR	69:07	Susan Chepkemei	KEN	69:40	Lidia Şimon	ROU	70:24
2001	Paula Radcliffe	GBR	66:47	Susan Chepkemei	KEN	67:36	Berhane Adere	ETH	68:17
2002	Berhane Adere	ETH	69:06	Susan Chepkemei	KEN	69:13	Jeļena Prokopčuka	LAT	69:15
2003	Paula Radcliffe	GBR	67:35	Berhane Adere	ETH	69:02	Benita Johnson	AUS	69:26
2004	Sun Yingjie	CHN	68:40	Lydia Cheromei	KEN	69:00	Constantina Tomescu-Diță	ROU	69:07
2005	Constantina Tomescu-Diță	ROU	69:17	Lornah Kiplagat	NED	70:19	Susan Chepkemei	KEN	70:20
2006 ^{20k}	Lornah Kiplagat	NED	63:21	Constantina Tomescu-Diță	ROU	63:23	Rita Jeptoo	KEN	63:47
2007	Lornah Kiplagat	NED	66:25	Mary Keitany	KEN	66:48	Pamela Chepchumba	KEN	68:06
2008	Lornah Kiplagat	NED	68:37	Aselefech Mergia	ETH	69:57	Pamela Chepchumba	KEN	70:01
2009	Mary Keitany	KEN	66:36	Philes Ongori	KEN	67:38	Aberu Kebede	ETH	67:39
2010	Florence Kiplagat	KEN	68:24	Dire Tune	ETH	68:34	Peninah Arusei	KEN	69:05
2012	Meseret Hailu	ETH	68:55	Feysa Tadesse	ETH	68:56	Paskalia Kipkoech	KEN	69:04
2014	Gladys Cherono	KEN	67:29	Mary Wacera	KEN	67:44	Selly Chepyego	KEN	67:52
2016	Peres Jepchirchir	KEN	67:31	Cynthia Limo	KEN	67:34	Mary Wacera	KEN	67:54
2018	Netsanet Gudeta	ETH	66:11	Joyciline Jepkosgei	KEN	66:54	Pauline Kamulu	KEN	66:56
2020	Peres Jepchirchir	KEN	65:16	Melat Kejeta	GER	65:18	Yalemzerf Yehualaw	ETH	65:19
Teams									
1992	Japan		3:30:39	Great Britain & NI		3:33:05	Romania		3:33:37
1993	Romania		3:32:18	Japan		3:32:22	Portugal		3:34:12
1994	Romania		3:29:03	Norway		3:33:36	Japan		3:35:39
1995	Romania		3:31:29	Russia		3:33:12	Spain		3:34:26
1996	Romania		3:33:05	France		3:38:44	Italy		3:41:28
1997	Romania		3:27:40	Kenya		3:27:57	Japan		3:31:38
1998	Kenya		3:29:43	Romania		3:32:19	Spain		3:34:18
1999 ^x	Kenya		3:27:40	Japan		3:30:06	Russia		3:31:49
2000	Romania		3:34:22	Japan		3:36:25	Russia		3:45:41
2001	Kenya		3:28:04	Japan		3:30:08	Ethiopia		3:30:20
2002	Kenya		3:28:22	Russia		3:30:05	Ethiopia		3:30:58
2003	Russia		3:30:16	Japan		3:34:23	Romania		3:35:07
2004	Ethiopia		3:36:00	Romania		3:36:08	Russia		3:38:21
2005	Romania		3:31:00	Russia		3:33:05	Japan		3:35:42
2006 ^{20k}	Kenya		3:15:55	Ethiopia		3:18:50	Japan		3:19:00
2007	Kenya		3:23:33	Ethiopia		3:25:51	Japan		3:27:39
2008	Ethiopia		3:30:59	Kenya		3:31:24	Japan		3:40:58
2009 ^x	Kenya		3:22:30	Ethiopia		3:26:14	Japan		3:31:31
2010	Kenya		3:26:59	Ethiopia		3:27:33	Japan		3:33:40
2012	Ethiopia		3:27:52	Kenya		3:28:39	Japan		3:34:45
2014	Kenya		3:23:05	Ethiopia		3:27:05	Japan		3:31:33
2016	Kenya		3:22:59	Ethiopia		3:26:29	Japan		3:32:25
2018	Ethiopia		3:22:27	Kenya		3:23:02	Bahrain		3:23:39
2020	Ethiopia		3:16:39	Kenya		3:18:10	Germany		3:28:42

WORLD ATHLETICS RELAYS

Venues - 2014: Nassau (24/25 May); 2015: Nassau (2/3 May); 2017 Nassau (22/23 Apr); 2019: Yokohama (11/12 May); 2021: Chorzów (1/2 May); 2023: Guangzhou (13/14 May)

MEN

4 x 100 Metres Relay

2014	Jamaica	37.77	Trinidad & Tobago	38.04	Great Britain & NI	38.19
2015	United States	37.38	Jamaica	37.68	Japan	38.20
2017	United States	38.43	Barbados	39.18	PR of China	39.22
2019	Brazil	38.05	United States	38.07	Great Britain & NI	38.15
2021 ^x	Italy	39.21	Japan	39.42	Denmark	39.56

YEAR	FIRST		SECOND		THIRD	
4 x 200 Metres Relay						
2014	Jamaica	1:18.63	St Kitts & Nevis	1:20.51	France	1:20.66
2015	Jamaica	1:20.97	France	1:21.49	Germany	1:22.65
2017	Canada	1:19.42	United States	1:19.88	Jamaica	1:21.09
2019	United States	1:20.12	South Africa	1:20.42	Germany	1:21.26
2021	Germany	1:22.43	Kenya	1:24.26	Portugal	1:24.53
4 x 400 Metres Relay						
2014	United States	2:57.25	Bahamas	2:57.59	Trinidad & Tobago	2:58.34
2015	United States	2:58.43	Bahamas	2:58.91	Belgium	2:59.33
2017	United States	3:02.13	Botswana	3:02.28	Jamaica	3:02.86
2019	Trinidad & Tobago	3:00.81	Jamaica	3:01.57	Belgium	3:02.70
2021	Netherlands	3:03.45	Japan	3:04.45	Botswana	3:04.77
4 x 800 Metres Relay (not 2019/2021)						
2014	Kenya	7:08.40	Poland	7:08.69	United States	7:09.06
2015	United States	7:04.84	Poland	7:09.98	Australia	7:16.30
2017	United States	7:13.16	Kenya	7:13.70	Poland	7:18.74
4 x 1500 Metres Relay (2014 only)						
2014	Kenya	14:22.22	United States	14:40.80	Ethiopia	14:41.22
Distance Medley Relay (2015 only) (1200m-400m-800m-1600m)						
2015	United States	9:15.50	Kenya	9:17.20	Australia	9:21.62
WOMEN						
4 x 100 Metres Relay						
2014	United States	41.88	Jamaica	42.28	Trinidad & Tobago	42.66
2015	Jamaica	42.14	United States	42.32	Great Britain & NI	42.84
2017	Germany	42.84	Jamaica	42.95	PR of China	43.11
2019	United States	43.27	Jamaica	43.29	Germany	43.68
2021	Italy	43.79	Poland	44.10	Netherlands	44.10
4 x 200 Metres Relay						
2014	United States	1:29.45	Great Britain & NI	1:29.61	Jamaica	1:30.04
2015	Nigeria	1:30.52	Jamaica	1:31.73	Germany	1:33.61
2017	Jamaica	1:29.04	Germany	1:30.68	United States	1:30.87
2019	France	1:32.16	PR of China	1:32.76	Jamaica	1:33.21
4 x 400 Metres Relay						
2014	United States	3:21.73	Jamaica	3:23.26	Nigeria	3:23.41
2015	United States	3:19.39	Jamaica	3:22.49	Great Britain & NI	3:26.38
2017	United States	3:24.36	Poland	3:28.28	Jamaica	3:28.49
2019	Poland	3:27.49	United States	3:27.65	Italy	3:27.74
4 x 800 Metres Relay (not 2019)						
2014	United States	8:01.58	Kenya	8:04.28	Australia	8:13.26
2015	United States	8:00.62	Poland	8:11.36	Australia	8:13.97
4 x 1500 Metres Relay (2014 only)						
2014	Kenya	16:33.58	United States	16:55.33	Australia	17:08.65
Distance Medley Relay (2015 only) (1200m-400m-800m-1600m)						
2015	United States	10:36.50	Kenya	10:43.35	Poland	10:45.32
UNIVERSAL (From 2017)						
4 x 400 Metres Relay						
2017	Bahamas	3:14.42	United States	3:17.29	Jamaica	3:20.26
2019	United States	3:16.43	Canada	3:18.15	Kenya	3:19.43
2021	Italy	3:16.60	Brazil	3:17.54	Dominican Republic	3:17.58
2 x 2 x 400 Metres Relay (2019/2021 only)						
2019	United States	3:36.92	Australia	3:37.61	Japan	3:38.36
2021	Poland	3:40.92	Kenya	3:41.79	Slovenia	3:41.95
Shuttle Hurdles Relay (2019/2021 only) (w100H / m110H / w100H / m110H)						
2019	United States	54.96	Japan	55.59	-	
2021	Germany	56.53	Poland	56.68	Kenya	59.89

YEAR	FIRST	SECOND	THIRD
------	-------	--------	-------

WORLD ATHLETICS INDOOR TOUR STANDINGS

MEN

60 Metres

2016	Mike Rodgers	USA	27	Kim Collins	SKN	17	Sean Safo-Antwi	GBR	10
2018	Su Bingtian	CHN	30	Mike Rodgers	USA	22	Yunier Pérez	CUB	12
2020	Ronnie Baker	USA	30	Demek Kemp	USA	24	Ján Volko	SVK	20
2022	Elijah Hall	USA	25	Noah Lyles	USA	23	Mike Rodgers	USA	17

400 Metres

2017	Pavel Maslák	CZE	27	Bralon Taplin	GRN	20	Luguelín Santos	DOM	15
2019	Nathan Strother	USA	30	Pavel Maslák	CZE	27	Luka Janežič	SLO	19
2021	Pavel Maslák	CZE	15	Tyrell Richard	USA	12	Michael Norman	USA	10
							Marvin Schlegel	GER	10

800 Metres

2016	Adam Kszczot	POL	30	Nicholas Kipkoech	KEN	10	Andrew Wheating	USA	10
2018	Adam Kszczot	POL	30	Marcin Lewandowski	POL	17	Nicholas Kipkoech	KEN	14
2020	Collins Kipruto	KEN	30	Adam Kszczot	POL	24	Cornelius Tuwei	KEN	14
2022	Elliot Giles	GBR	30	Mariano García	ESP	27	Bryce Hoppel	USA	17

1500 Metres

2017	Bethwel Birgen	KEN	22	Silas Kiplagat	KEN	20	Elijah Manangoi	KEN	17
2019	Samuel Terefa	ETH	30	Bethwel Birgen	KEN	24	Yomif Kejelcha	ETH	17
2021	Samuel Terefa	ETH	20	Marcin Lewandowski	POL	17	Ollie Hoare	AUS	10
							Jakob Ingebrigtsen	NOR	10

3000 Metres

2016	Augustine Choge	KEN	17	Yomif Kejelcha	ETH	14	Mohamed Farah	GBR	10
							Dejen Gebremeskel	ETH	10
							Abdalaati Iguider	MAR	10
2018	Yomif Kejelcha	ETH	22	Hagos Gebrhiwet	ETH	17	Adel Mechaal	ESP	11
2020	Getnet Wale	ETH	27	Bethwel Birgen	KEN	27	Selemon Barega	ETH	22
2022	Lamecha Girma	ETH	27	Selemon Barega	ETH	24	Adel Mechaal	ESP	22

60 Metres Hurdles

2017	Orlando Ortega	ESP	27	Andrew Pozzi	GBR	20	David King	GBR	07
							Dimitri Bascou	FRA	07
							Konstadinos Douvalidis	GRE	07
2019	Jarret Eaton	USA	30	Orlando Ortega	ESP	27	Milan Trajkovic	CYP	21
2021	Grant Holloway	USA	33	Wilhem Belocian	FRA	24	Aarton Mallett	USA	15

High Jump

2017	Donald Thomas	BAH	15	Erik Kynard	USA	10	Naoto Tobe	JPN	10
							Pavel Seliverstau	BLR	10
							Sylwester Bednarek	POL	10
2019	Naoto Tobe	JPN	30	Wang Yu	CHN	14	Luis Castro	PUR	10
2021	Gianmarco Tamberi	ITA	15	Andrey Protsenko	UKR	12	Trey Culver	USA	10
							Maksim Nedasekau	BLR	10

Pole Vault

2016	Shawn Barber	CAN	24	Sam Kendricks	USA	10	Renaud Lavillenie	FRA	10
2018	Piotr Lisek	POL	27	Konstadinos Filippidis	GRE	20	Paweł Wojciechowski	POL	15
2020	Armand Duplantis	SWE	36	Sam Kendricks	USA	21	Ben Broeders	BEL	13
2022	Armand Duplantis	SWE	20	Thiago Braz	BRA	19	Ben Broeders	BEL	12

Long Jump

2017	Khotso Mokoena	RSA	20	Fabrice Lapierre	AUS	15	Julian Howard	GER	07
							Michel Tornéus	SWE	07
							Tyrone Smith	BER	07
2019	Juan Miguel Echevarría	CUB	27	Thobias Montler	SWE	20	Miltiádis Tentóglou	GRE	15
2021	Juan Miguel Echevarría	CUB	30	Miltiádis Tentóglou	GRE	12	Thobias Montler	SWE	08

Triple Jump

2016	Omar Craddock	USA	20	Chris Carter	USA	14	Alexis Copello	CUB	10
2018	Nelson Évora	POR	12	Chris Carter	USA	10			
				Alexis Copello	AZE	10			
				Almir dos Santos	BRA	10			
				Cristian Nápoles	CUB	10			
2020	Fabrice Zango Hugues	BUR	20	Rablo Torrijos	ESP	13	Nazim Babayev	AZE	07
							Chris Carter	USA	07
							Melvin Raffin	FRA	07
2022	Lázaro Martínez	CUB	20	Max Hess	GER	19	Andreas Pantazis	GRE	10

YEAR	FIRST			SECOND			THIRD		
Shot Put									
2016	Tim Nedow	CAN	20	Kurt Roberts	USA	10	Andrei Gag	ROU	07
							Michal Haratyk	POL	07
							Reese Hoffa	USA	07
2018	Tomáš Staněk	CZE	27	Konrad Bukowiecki	POL	15	Michal Haratyk	POL	12
2020	Filip Mihaljević	CRO	25	Tomáš Staněk	CZE	20	Konrad Bukowiecki	POL	14
2022	Konrad Bukowiecki	POL	17	Filip Mihaljević	CRO	17	Nixk Ponzio	ITA	13
WOMEN									
60 Metres									
2017	Gayon Evans	JAM	22	Barbara Pierre	USA	20	Ezinne Okparaebo	NOR	12
2019	Ewa Swoboda	POL	30	Marie-Josée Ta Lou	CIV	22	Dafne Schippers	NED	19
2021	Javianne Oliver	USA	20	Ajla Del Ponte	SUI	17	Dina Asher-Smith	GBR	10
							Kayla White	USA	10
400 Metres									
2016	Lisanne De Witte	NED	15	Natasha Hastings	USA	10	Stephenie Ann McPherson	JAM	10
2018	Léa Sprunger	SUI	30	Phyllis Francis	USA	17	Anita Horvat	SLO	17
2020	Justyna Święty-Ersetic	POL	27	Lisanne De Witte	NED	22	Lea Sprunger	SUI	19
2022	Justyna Święty-Ersetic	POL	20	Lieke Klaver	NED	15	Phil Healy	IRL	12
800 Metres									
2017	Joanna Jóźwik	POL	30	Selina Büchel	SUI	14	Maryna Arzamasova	BLR	13
2019	Habitam Alemu	ETH	20	Shelayna Oskan-Clarke	GBR	17	Raevyn Rogers	USA	10
							Līga Velvere	LAT	10
2021	Habitam Alemu	ETH	27	Nadia Power	IRL	10			
				Jemma Reekie	GBR	10			
				Ajee' Wilson	USA	10			
1500 Metres									
2016	Axumawit Embaye	ETH	20	Gudaf Tsegay	ETH	14	Genzebe Dibaba	ETH	10
							Sifan Hassan	NED	10
							Dawit Seyaum	ETH	10
2018	Beatrice Chepkoech	KEN	25	Genzebe Dibaba	ETH	20	Konstanze Klosterhalfen	GER	14
2020	Gudaf Tsegay	ETH	30	Axumawit Embaye	ETH	22	Lemlem Hailu	ETH	21
2022	Gudaf Tsegay	ETH	30	Hirut Meshesha	ETH	19	Axumawit Embaye	ETH	17
3000 Metres									
2017	Hellen Obiri	KEN	27	Sifan Hassan	NED	14	Laura Muir	GBR	10
2019	Alemaz Teshale	ETH	27	Melissa Courtney	GBR	10			
				Konstanze Klosterhalfen	GER	10			
2021	Lemlem Hailu	ETH	27	Beatrice Chepkoech	KEN	22	Fantu Worku	ETH	15
60 Metres Hurdles									
2016	Nia Ali	USA	21	Keni Harrison	USA	20	Tiffany Porter	GBR	10
							Brianna Rollins	USA	10
2018	Christina Manning	USA	27	Sharika Nelvis	USA	27	Pamela Dutkiewicz	GER	15
2020	Christina Manning/Clemons	USA	27	Nia Ali	USA	27	Alina Talay	BLR	23
2022	Devynne Charlton	BAH	22	Reeta Hurske	FIN	21	Danielle Williams	JAM	20
High Jump									
2016	Marie-Laurence Jungfleisch	GER	15	Oksana Okuneva	UKR	12	Ruth Beitia	ESP	10
							Levern Spencer	LCA	10
							Alessia Trost	ITA	10
2018	Maria Lasitskenè	ANA	30	Erika Kinsey	SWE	18	Yuliya Levchenko	UKR	14
2020	Yaroslava Mahuchikh	UKR	20	Amina Smith	USA	10	Priscilla Frederick	ANT	7
							Yuliya Levchenko	UKR	7
							Bethan Partidge	GBR	7
2022	Eleanor Patterson	AUS	20	Emiliy Borthwick	GBR	13	Imke Onnen	GER	10
Pole Vault									
2017	Nicole Büchler	SUI	24	Katerina Stefanídi	GRE	20	Mary Saxer	USA	17
2019	Anzhelika Sidorova	ANA	30	Katerina Stefanídi	GRE	22	Katie Nageotte	USA	20
2021	Iryna Zhuk	BLR	15	Holly Bradshaw	GBR	10	Katerina Stefanídi	GRE	7
							Tina Šutej	SLO	7

YEAR	FIRST	SECOND	THIRD
Long Jump			
2016	Lorraine Ugen GBR 17	Shara Proctor GBR 12	Ksenija Balta EST 10 Janay Deloach USA 10
2018	Sosthene Moguenara-Taroum GER 21	Ivana Španović SRB 20	Malaika Mihambo GER 10 Khaddi Sagnia SWE 10
2020	Maryna Bekh-Romanchuk UKR 30	Ese Brume NGR 14	Khaddi Sagnia SWE 12
2022	Lorraine Ugen GER 20	Khaddi Sagnia SWE 20	Quenesha Burks USA 14
Triple Jump			
2017	Patrícia Mamona POR 20	Nadia Eke GHA 14	Anna Jagaciak POL 10
2019	Yulimar Rojas VEN 27	Patrícia Mamona POR 17	Ana Peleteiro ESP 10
2021	Liadagmis Povea CUB 15	Tori Franklin USA 15	Viyaleta Skvartsova BLR 12
Shot Put			
2017	Anita Márton HUN 27	Christina Schwanitz GER 17	Melissa Boekelman NED 13
2019	Christina Schwanitz GER 27	Maggie Ewen USA 10 Jessica Ramsey USA 10 Fanny Roos SWE 10	
2021	Auriol Dongmo POR 20	Fanny Roos SWE 10	Christina Schwanitz GER 7

WORLD ATHLETICS CROSS COUNTRY TOUR STANDINGS

MEN

2022 Rodrigue Kwizera BDI 3840 Mibret Melak ETH 3780 Aron Kifle ERI 3760

WOMEN

2022 Rahel Daniel ERI 3820 Lucy Mawia KEN 3780 Beatrice Chebet KEN 3780

WORLD ATHLETICS RACE WALKING TOUR STANDINGS

In 2009-2012, points are not shown because challenge awards were determined solely by the finishing order of qualified athletes in the event designated as the final

MEN

2003	Robert Korzeniowski	POL	33	Francisco Javier Fernández	ESP	28	Aigars Fadejevs	LAT	23
2004	Robert Korzeniowski	POL	28	Jefferson Pérez	ECU	27	Ivano Brugnetti	ITA	27
2005	Francisco Javier Fernández	ESP	30	Nathan Deakes	AUS	29	Juan Manuel Molina	ESP	19
2006	Francisco Javier Fernández	ESP	28	Ilya Markov	RUS	28	Hatem Ghoula	TUN	20
2007	Luke Adams	AUS	36	Erik Tysse	NOR	33	Francisco Javier Fernández	ESP	32
2008	Jared Tallent	AUS	46	Jefferson Pérez	ECU	40	Eder Sánchez	MEX	38
2009	Eder Sánchez	MEX		Wang Hao	CHN		Luke Adams	AUS	
2010	Wang Zhen	CHN		Zhu Yafei	CHN		Wang Hao	CHN	
2011 ✕	Wang Zhen	CHN		Chu Yafei	CHN		João Vieira	POR	
2012	Wang Zhen	CHN		Cai Zelin	CHN		Chen Ding	CHN	
2013	Jared Tallent	AUS	34	João Vieira	POR	28	Matej Tóth	SVK	26
2014 ✕	Ruslan Dmytrenko	UKR	29	Jared Tallent	AUS	25	Omar Zepeda	MEX	22
2015	Matej Tóth	SVK	29	Miguel Angel López	ESP	25	Chen Ding	CHN	24
2016	Wang Zhen	CHN	36	Jared Tallent	AUS	27	Andrés Chocho	ECU	26
2017	Eider Arévalo	COL	36	Caio Bonfim	BRA	25	Andrés Chocho	ECU	25
2018	Lebogang Shange	RSA	29	Diego García	ESP	27	Andrés Chocho	ECU	25
2019	Perseus Karlström	SWE	32	Toshikazu Yamanishi	JPN	30	Diego García Cerrera	ESP	24
2022	Caio Bonfim	BRA	3692	Diego García Cerrera	ESP	3683	Brian Pintado	ECU	3649

WOMEN

2003	Gillian O'Sullivan	IRL	29	Kjersti Plätzer	NOR	24	Elisabetta Perrone	ITA	22
2004	Elisa Rigaud	ITA	30	Claudia Stef	ROU	26	María Vasco	ESP	24
2005	Rita Turova	BLR	29	Susana Feitór	POR	24	Claudia Stef	ROU	22
2006	Claudia Stef	ROU	28	Rita Turova	BLR	20	Jane Saville	AUS	18
2007	Rita Turova	BLR	40	Kjersti Plätzer	NOR	37	Sabine Zimmer	GER	27
2008	Kjersti Plätzer	NOR	46	Athanasia Tsoumeléka	GRE	31	Claudia Stef	ROU	28
2009	Kjersti Plätzer	NOR		Olive Loughnane	IRL		Elisa Rigaud	ITA	
2010	Liu Hong	CHN		Melanie Seeger	GER		Li Yanfei	CHN	
2011 ✕	Liu Hong	CHN		Melanie Seeger	GER		Ana Cabecinha	POR	

YEAR	FIRST	SECOND	THIRD
2012	Liu Hong CHN	Ana Cabecinha POR	Lu Xiuzhi CHN
2013	Inês Henriques POR 36	Ana Cabecinha POR 28	Lucie Pelantová CZE 19
2014	Liu Hong CHN 34	Eleonora Giorgi ITA 23	Ana Cabacinha POR 22
2015	Liu Hong CHN 40	Eleonora Giorgi ITA 27	Erica de Seña BRA 25
2016	Guadalupe González MEX 34		Eleonora Giorgi ITA 32
	Qieyang Shenjie CHN 34		
2017	Erica de Sena BRA 34	Guadalupe González MEX 28	Inês Henriques POR 24
2018	Qieyang Shenjie CHN 34	Guadalupe González MEX 24	Erica de Seña BRA 23
2019	Qieyang Shenjie CHN 34	Liu Hong CHN 32	Erica de Seña BRA 26
2022	Qieyang Shenjie CHN 3796	María Pérez ESP 3746	Kimberley García PER 3626

WORLD ATHLETICS COMBINED EVENTS TOUR

MEN

1998	Erki Nool EST 25,967	Jón Amar Magnússon ISL 25,708	Roman Šebrle CZE 25,604
1999	Tomás Dvorák CZE 26,476	Roman Šebrle CZE 25,184	Chris Huffins USA 25,067
2000	Erki Nool EST 26,089	Tomás Dvorák CZE 26,018	Roman Šebrle CZE 25,591
2001	Tomás Dvorák CZE 25,943	Erki Nool EST 25,839	Lev Lobodin RUS 25,044
2002	Roman Šebrle CZE 26,301	Tom Pappas USA 25,506	Lev Lobodin RUS 25,179
2003	Tom Pappas USA 26,119	Roman Šebrle CZE 26,047	Laurent Hernu FRA 24,244
2004	Roman Šebrle CZE 25,952	Bryan Clay USA 25,602	Dmitriy Karpov KAZ 25,336
2005	Roman Šebrle CZE 25,391	Bryan Clay USA 25,199	Attila Zsivóczy HUN 25,185
2006	Dmitriy Karpov KAZ 25,145	Roman Šebrle CZE 25,029	Attila Zsivóczy HUN 24,950
2007	Roman Šebrle CZE 25,261	Maurice Smith JAM 25,220	Aleksey Drozdov RUS 24,972
2008	Andrey Kravchenko BLR 25,448	Leonel Suárez CUB 25,344	Maurice Smith JAM 24,757
2009	Trey Hardee USA 25,567	Yordani García CUB 25,231	Oleksiy Kasyanov UKR 25,056
2010	Romain Barras FRA 25,063	Leonel Suárez CUB 24,857	Jake Arnold USA 24,627
2011	Leonel Suárez CUB 25,172	Eelco Sintnicolaas NED 24,772	Mikk Pahapill EST 24,746
2012	Hans van Alphen BEL 25,259	Pascal Behrenbruch GER 25,117	Oleksiy Kasyanov UKR 24,882
2013	Andrey Kravchenko BLR 25,084	Damian Warner CAN 24,980	Pascal Behrenbruch GER 24,768
2014	Rico Freimuth GER 24,981	Eelco Sintnicolaas NED 24,795	Yordani García CUB 24,423
2015	Ilya Shkurennev RUS 25,529	Michael Schrader GER 25,252	Damian Warner CAN 25,247
2016	Kai Kazmirek GER 25,221	Jeremy Taiwo USA 24,928	Adam Helcelet CZE 24,498
2017	Rico Freimuth GER 25,592	Damian Warner CAN 25,152	Kai Kazmirek GER 24,986
2018	Arthur Abele GER 25,222	Pieter Braun NED 24,412	Martin Roe NOR 24,376
2019	Damian Warner CAN 25,753	Maicel Uiibo EST 25,138	Pierce LePage CAN 25,059
2021	Kai Kazmirek GER 24,500	Adam Sebastian Helcelet CZE 24,087	Martin Roe NOR 23,934

WOMEN

1998	Urszula Włodarczyk POL 19,235	Irina Belova RUS 19,146	Remigija Nazarovienė LTU 19,053
1999	Eunice Barber FRA 19,880	Sabine Braun GER 19,271	Irina Belova RUS 19,115
2000	Sabine Braun GER 19,151	Natalya Roshchupkina RUS 19,127	Natalya Sazanovich BLR 19,047
			Urszula Włodarczyk POL 19,047
2001	Yelena Prokhorova RUS 19,624	Natalya Roshchupkina RUS 19,357	Natalya Sazanovich BLR 19,264
2002	Sabine Braun GER 18,987	Shelia Burrell USA 18,747	Austra Skujytė LTU 18,570
2003	Carolina Klüft SWE 20,295	Yelena Prokhorova RUS 19,019	Larisa Netseporuk EST 18,482
2004	Carolina Klüft SWE 20,541	Kelly Sotherton GBR 19,072	Nataliya Dobrynska UKR 18,825
2005	Carolina Klüft SWE 20,399	Eunice Barber FRA 20,388	Kelly Sotherton GBR 19,150
2006	Carolina Klüft SWE 20,124	Lyudmila Blonska UKR 19,232	Lilly Schwarzkopf GER 19,168
2007	Lyudmila Blonska UKR 19,895	Jessica Ennis GBR 19,256	Austra Skujytė LTU 18,994
2008	Hyleas Fountain USA 19,759	Nataliya Dobrynska UKR 19,430	Lilli Schwarzkopf GER 19,231
2009	Nataliya Dobrynska UKR 19,487	Jennifer Oeser GER 19,255	Hanna Melnychenko UKR 19,239
2010	Jennifer Oeser GER 19,303	Nataliya Dobrynska UKR 19,110	Eliška Klučinová CZE 18,608
2011	Jennifer Oeser GER 19,594	Nataliya Dobrynska UKR 19,408	Karolina Tyminska POL 19,361
2012	Antoinette Nana Djimou FRA 19,510	Austra Skujytė LTU 19,408	Laura Ikauniece LAT 19,031
2013	Hanna Melnychenko UKR 19,310	Brianne Theisen Eaton CAN 19,158	Claudia Rath GER 19,014
2014	Nadine Broersen NED 19,573	Carolin Schäfer GER 19,164	Lilli Schwarzkopf GER 18,973
2015	Laura Ikauniece-Admidina LAT 19,422	Claudia Rath/Salman GER 19,189	Anouk Vetter NED 19,112
2016	Carolin Schäfer GER 19,573	Anouk Vetter NED 19,302	Barbara Nwaba USA 19,163
2017	Carolin Schäfer GER 20,199	Anouk Vetter NED 19,496	Yorgelis Rodríguez CUB 19,166
2018	Carolin Schäfer GER 19,608	Erica Bougard USA 19,399	Kateřina Cachová CZE 19,025
2019	Erica Bougard USA 19,507	Kendell Williams USA 19,437	Nadine Broersen NED 18,921
2021	Kendell Williams USA 19,574	Maria Vicente ESP 18,695	Vanessa Grimm GER 18,661

DIAMOND LEAGUE CHAMPIONS

Venues - (of finals) 2010: Zurich (18/19 Aug) & Bruxelles (27 Aug); 2011: Zürich (7/8 Sep) & Bruxelles (16 Sep); 2012: Zürich (29/30 Aug) & Bruxelles (7 Sep); 2013: Zürich (28/29 Aug) & Bruxelles (6 Sep); 2014: Zürich (28 Aug) & Bruxelles (5 Sep); 2015: Zürich (2/3 Sep) & Bruxelles (11 Sep); 2016: Zürich (31 Aug/1 Sep) & Bruxelles (8/9 Sep); 2018: Zürich (30 Aug) & Bruxelles (31 Aug); 2019: Zürich (29 Aug) & Bruxelles (6 Sep); 2020: Not held; 2021: Zürich (8/9 Sep); 2022: Zürich (7/8 Sep)

In 2010-2016 are the Diamond Race winners in each event, having accumulated Diamond League points throughout the season and at their respective finals. In 2017- are the Diamond League Champions with victory at the final being the determinant

MEN 100 Metres

2010 Tyson Gay USA (at Bruxelles)
 2011 Asafa Powell JAM (at Zürich)
 2012 Usain Bolt JAM (at Bruxelles)
 2013 Justin Gatlin USA (at Zürich)
 2014 Justin Gatlin USA (at Bruxelles)
 2015 Justin Gatlin USA (at Bruxelles)
 2016 Asafa Powell JAM (at Zürich)
 2017 Chijindu Ujah GBR (at Zürich)
 2018 Christian Coleman USA (at Bruxelles)
 2019 Noah Lyles USA (at Zürich)
 2021 Fred Kerley USA

200 Metres

Wallace Spearmon USA (at Zürich)
 Walter Dix USA (at Bruxelles)
 Nickel Ashmeade JAM (at Zürich)
 Warren Weir JAM (at Bruxelles)
 Alonso Edward PAN (at Zürich)
 Alonso Edward PAN (at Zürich)
 Alonso Edward PAN (at Bruxelles)
 Noah Lyles USA (at Bruxelles)
 Noah Lyles USA (at Zürich)
 Noah Lyles USA (at Bruxelles)
 Kenny Bednarek USA

400 Metres

Jeremy Wariner USA (at Zürich)
 Kirani James GRN (at Zürich)
 Kevin Borlée BEL (at Bruxelles)
 LaShawn Merritt USA (at Zürich)
 LaShawn Merritt USA (at Zürich)
 Kirani James GRN (at Zürich)
 LaShawn Merritt USA (at Zürich)
 Isaac Makwala BOT (at Zürich)
 Fred Kerley (at Zürich)
 Michael Norman (at Bruxelles)
 Michael Cherry USA

800 Metres

2010 David Rudisha KEN (at Bruxelles)
 2011 David Rudisha KEN (at Bruxelles)
 2012 Mohammed Aman ETH (at Zürich)
 2013 Mohammed Aman ETH (at Bruxelles)
 2014 Nijel Amos BOT (at Zürich)
 2015 Nijel Amos BOT (at Bruxelles)
 2016 Ferguson Rotich KEN (at Bruxelles)
 2017 Nijel Amos BOT (at Bruxelles)
 2018 Emmanuel Korir KEN (at Bruxelles)
 2019 Donovan Brazier USA (at Zürich)
 2021 Emmanuel Korir KEN

1500 Metres

Asbel Kiprop KEN (at Bruxelles)
 Nixon Chepseba KEN (at Zürich)
 Silas Kiplagat KEN (at Bruxelles)
 Ayanleh Souleiman DJI (at Zürich)
 Silas Kiplagat KEN (at Bruxelles)
 Asbel Kiprop KEN (at Zürich)
 Asbel Kiprop KEN (at Bruxelles)
 Elijah Manangoi KEN (at Zürich)
 Timothy Cheruiyot KEN (at Zürich)
 Timothy Cheruiyot KEN (at Bruxelles)
 Timothy Cheruiyot KEN

3000/5000 Metres

Imane Merga ETH (at Zürich)
 Imane Merga ETH (at Bruxelles)
 Isiah Koech KEN (at Zürich)
 Yenew Alamirew ETH (at Bruxelles)
 Caleb Ndiku KEN (at Zürich)
 Yomif Kejelcha ETH (at Bruxelles)
 Hagos Gebrhiwet ETH (at Zürich)
 Mohamed Farah GBR (at Zürich)
 Selemon Barega ETH (at Bruxelles)
 Joshua Cheptegei UGA (at Zürich)
 Berihu Aregawi ETH

3000 Metres Steeplechase (91.4cm)

2010 Paul Kipsiele Koech KEN (at Zürich)
 2011 Paul Kipsiele Koech KEN (at Zürich)
 2012 Paul Kipsiele Koech KEN (at Bruxelles)
 2013 Conseslus Kipruto KEN (at Zürich)
 2014 Jairus Birech KEN (at Bruxelles)
 2015 Jairus Birech KEN (at Zürich)
 2016 Conseslus Kipruto KEN (at Bruxelles)
 2017 Conseslus Kipruto KEN (at Bruxelles)
 2018 Conseslus Kipruto KEN (at Zürich)
 2019 Getnet Wale ETH (at Bruxelles)
 2021 Benjamin Kigen KEN

110 Metres Hurdles (106.7cm)

David Oliver USA (at Zürich)
 Dayron Robles CUB (at Zürich)
 Aries Merritt USA (at Bruxelles)
 David Oliver USA (at Zürich)
 Pascal Martinot-Lagarde FRA (at Bruxelles)
 David Oliver USA (at Zürich)
 Orlando Ortega ESP (at Bruxelles)
 Sergey Shubenkov ANA (at Bruxelles)
 Sergey Shubenkov ANA (at Bruxelles)
 Orlando Ortega ESP (at Bruxelles)
 Devon Allen USA

400 Metres Hurdles (91.4cm)

Bershawn Jackson USA (at Bruxelles)
 Javier Culson PUR (at Bruxelles)
 Javier Culson PUR (at Zürich)
 Javier Culson PUR (at Bruxelles)
 Michael Tinsley USA (at Zürich)
 Bershawn Jackson USA (at Bruxelles)
 Kerron Clement USA (at Zürich)
 Kyron McMaster IVB (at Zürich)
 Kyron McMaster IVB (at Zürich)
 Karsten Warholm NOR (at Zürich)
 Karsten Warholm NOR

High Jump

2010 Ivan Ukhov RUS (at Zürich)
 2011 Jesse Williams USA (at Zürich)
 2012 Robbie Grabarz GBR (at Zürich)
 2013 Bogdan Bondarenko UKR (at Zürich)
 2014 Mutaz Essa Barshim QAT (at Bruxelles)
 2015 Mutaz Essa Barshim QAT (at Zürich)
 2016 Erik Kynard USA (at Bruxelles)
 2017 Mutaz Essa Barshim QAT (at Zürich)
 2018 Brandon Starc AUS (at Bruxelles)
 2019 Andrii Protsenko UKR (at Zürich)
 2021 Gianmarco Tamberi ITA

Pole Vault

Renaud Lavillenie FRA (at Bruxelles)
 Renaud Lavillenie FRA (at Bruxelles)
 Renaud Lavillenie FRA (at Zürich)
 Renaud Lavillenie FRA (at Bruxelles)
 Renaud Lavillenie FRA (at Bruxelles)
 Renaud Lavillenie FRA (at Bruxelles)
 Renaud Lavillenie FRA (at Zürich)
 Sam Kendricks USA (at Zürich)
 Timur Morgunov ANA (at Bruxelles)
 Sam Kendricks USA (at Zürich)
 Armand Duplantis SWE

Long Jump

Dwight Phillips USA (at Bruxelles)
 Mitchell Watt AUS (at Zürich)
 Aleksandr Menkov RUS (at Bruxelles)
 Aleksandr Menkov RUS (at Zürich)
 Khotso Mokoena RSA (at Bruxelles)
 Greg Rutherford GBR (at Zürich)
 Fabrice Lapierre AUS (at Bruxelles)
 Luvo Manyonga RSA (at Zürich)
 Luvo Manyonga RSA (at Zürich)
 Juan Miguel Echevarría CUB (at Zürich)
 Thobias Montler SWE

Triple Jump

2010 Teddy Tamgho FRA (at Bruxelles)
 2011 Phillips Idowu GBR (at Bruxelles)
 2012 Christian Taylor USA (at Zürich)
 2013 Christian Taylor USA (at Bruxelles)
 2014 Christian Taylor USA (at Zürich)
 2015 Christian Taylor USA (at Bruxelles)
 2016 Christian Taylor USA (at Zürich)
 2017 Christian Taylor USA (at Bruxelles)
 2018 Pedro Pablo Pichardo POR (at Bruxelles)
 2019 Christian Taylor USA (at Bruxelles)
 2021 Pedro Pablo Pichardo POR

Shot Put (7.26kg)

Christian Cantwell USA (at Bruxelles)
 Dylan Armstrong CAN (at Zürich)
 Reese Hoffa USA (at Zürich)
 Ryan Whiting USA (at Bruxelles)
 Reese Hoffa USA (at Zürich)
 Joe Kovacs USA (at Bruxelles)
 Tom Walsh NZL (at Zürich)
 Darrell Hill USA (at Bruxelles)
 Tom Walsh NZL (at Zürich)
 Tomas Walsh NZL (at Bruxelles)
 Ryan Crouser USA

Discus Throw (2kg)

Piotr Małachowski POL (at Zürich)
 Virgilijus Alekna LTU (at Zürich)
 Gerd Kanter EST (at Bruxelles)
 Gerd Kanter EST (at Zürich)
 Piotr Małachowski POL (at Bruxelles)
 Piotr Małachowski POL (at Zürich)
 Piotr Małachowski POL (at Bruxelles)
 Andrius Gudzius LTU (at Bruxelles)
 Fedrick Dacres JAM (at Bruxelles)
 Daniel Ståhl SWE (at Bruxelles)
 Daniel Ståhl SWE

Javelin Throw (800g)

2010 Andreas Thorkildsen NOR (at Bruxelles)
 2011 Matthias de Zordo GER (at Bruxelles)
 2012 Vítězslav Veselý CZE (at Zürich)
 2013 Vítězslav Veselý CZE (at Bruxelles)
 2014 Thomas Röhler GER (at Zürich)
 2015 Tero Pitkämäki FIN (at Bruxelles)
 2016 Jakub Vadlejch CZE (at Zürich)
 2017 Jakub Vadlejch CZE (at Zürich)
 2018 Andreas Hofmann GER (at Zürich)
 2019 Magnus Kirt EST
 2021 Johannes Vetter GER

WOMEN 100 Metres

2010 Carmelita Jeter USA (at Zürich)
 2011 Carmelita Jeter USA (at Bruxelles)
 2012 Shelly-Ann Fraser-Pryce JAM (at Zürich)
 2013 Shelly-Ann Fraser-Pryce JAM (at Bruxelles)
 2014 Veronica Campbell-Brown JAM (at Zürich)
 2015 Shelly-Ann Fraser-Pryce JAM (at Zürich)
 2016 Elaine Thompson JAM (at Bruxelles)
 2017 Elaine Thompson JAM (at Zürich)
 2018 Murielle Houré CIV (at Zürich)
 2019 Dina Asher-Smith GBR (at Bruxelles)
 2021 Elaine Thompson-Herah JAM

200 Metres

Allyson Felix USA (at Bruxelles)
 Carmelita Jeter USA (at Zürich)
 Charonda Williams USA (at Bruxelles)
 Shelly-Ann Fraser-Pryce JAM (at Zürich)
 Allyson Felix USA (at Bruxelles)
 Allyson Felix USA (at Bruxelles)
 Dafne Schippers NED (at Zürich)
 Shaunae Miller-Uibo BAH (at Zürich)
 Shaunae Miller-Uibo BAH (at Bruxelles)
 Shaunae Miller-Uibo BAH (at Zürich)
 Christine Mboma NAM

400 Metres

Allyson Felix USA (at Zürich)
 Amantle Montsho BOT (at Bruxelles)
 Amantle Montsho BOT (at Zürich)
 Amantle Montsho BOT (at Bruxelles)
 Novlene Williams-Mills JAM (at Bruxelles)
 Francena McCorory USA (at Bruxelles)
 Stephenie Ann McPherson JAM (at Bruxelles)
 Shaunae Miller-Uibo BAH (at Bruxelles)
 Salwa Eid Naser BRN (at Bruxelles)
 Salwa Eid Naser BRN (at Zürich)
 Quanera Hayes USA

800 Metres

2010 Janeth Jepkosgei KEN (at Bruxelles)
 2011 Jenny Meadows GBR (at Zürich)
 2012 Pamela Jelimo KEN (at Bruxelles)
 2013 Eunice Sum KEN (at Zürich)
 2014 Eunice Sum KEN (at Bruxelles)
 2015 Eunice Sum KEN (at Zürich)
 2016 Caster Semenya RSA (at Zürich)
 2017 Caster Semenya RSA (at Zürich)
 2018 Caster Semenya RSA (at Zürich)
 2019 Ajee' Wilson USA (at Bruxelles)
 2021 Keely Hodgkinson GBR

1500 Metres

Nancy Jebet Langat KEN (at Zürich)
 Morgan Uceny USA (at Bruxelles)
 Abeba Aregawi ETH (at Zürich)
 Abeba Aregawi SWE (at Bruxelles)
 Jenny Simpson USA (at Zürich)
 Sifan Hassan NED (at Bruxelles)
 Laura Muir GBR (at Zürich)
 Faith Kipyegon KEN (at Bruxelles)
 Laura Muir GBR (at Bruxelles)
 Sifan Hassan NED (at Zürich)
 Faith Kipyegon KEN

3000/5000 Metres

Vivian Cheruiyot KEN (at Bruxelles)
 Vivian Cheruiyot KEN (at Zürich)
 Vivian Cheruiyot KEN (at Bruxelles)
 Meseret Defar ETH (at Zürich)
 Mercy Cheronu KEN (at Bruxelles)
 Genzebe Dibaba ETH (at Zürich)
 Almaz Ayana ETH (at Bruxelles)
 Hellen Obiri KEN (at Bruxelles)
 Hellen Obiri KEN (at Zürich)
 Sifan Hassan NED (at Bruxelles)
 Francine Niyonsaba BDI

3000 Metres Steeplechase (76.2cm)

2010 Milcah Chemos KEN (at Bruxelles)
 2011 Milcah Chemos KEN (at Bruxelles)
 2012 Milcah Chemos KEN (at Zürich)
 2013 Milcah Chemos KEN (at Bruxelles)
 2014 Hiwot Ayalew ETH (at Zürich)
 2015 Virginia Nyambura KEN (at Bruxelles)
 2016 Ruth Jebet BRN (at Zürich)
 2017 Ruth Jebet BRN (at Zürich)
 2018 Beatrice Chepkoech KEN (at Bruxelles)
 2019 Beatrice Chepkoech KEN (at Zürich)
 2021 Norah Jeruto KEN

100 Metres Hurdles (83.8cm)

Priscilla Lopes-Schliep CAN
 Danielle Carruthers USA (at Bruxelles)
 Dawn Harper USA (at Zürich)
 Dawn Harper Nelson USA (at Bruxelles)
 Dawn Harper Nelson USA (at Zürich)
 Dawn Harper Nelson USA (at Bruxelles)
 Keni Harrison USA (at Zürich)
 Sally Perason AUS (at Zürich)
 Brianna McNeal USA (at Bruxelles)
 Danielle Williams JAM (at Bruxelles)
 Tobi Amusan NGR

400 Metres Hurdles (76.2cm)

Kaliese Spencer JAM (at Zürich)
 Kaliese Spencer JAM (at Zürich)
 Kaliese Spencer JAM (at Bruxelles)
 Zuzana Hejnová CZE (at Zürich)
 Kaliese Spencer JAM (at Bruxelles)
 Zuzana Hejnová CZE (at Zürich)
 Cassandra Tate USA (at Bruxelles)
 Dalilah Muhammad USA (at Bruxelles)
 Dalilah Muhammad USA (at Zürich)
 Sydney McLaughlin USA (at Zürich)
 Femke Bol NED

High Jump	Pole Vault	Long Jump
2010 Blanka Vlašić CRO (at Bruxelles)	Fabiana Murer BRA (at Zürich)	Brittney Reese USA (at Zürich)
2011 Blanka Vlašić CRO (at Bruxelles)	Silke Spiegelburg GER (at Zürich)	Brittney Reese USA (at Zürich)
2012 Chaunté Lowe USA (at Bruxelles)	Silke Spiegelburg GER (at Bruxelles)	Yelena Sokolova RUS (at Zürich)
2013 (✘) Anna Chicherova RUS (at Bruxelles)	Silke Spiegelburg GER (at Zürich)	Shara Proctor GBR (at Zürich)
2014 Mariya Kuchina RUS (at Zürich)	Fabiana Murer BRA (at Zürich)	Tianna Bartoletta USA (at Zürich)
2015 Ruth Beitia ESP (at Bruxelles)	Nikoléta Kiriakopoúlou GRE (at Zürich)	Tianna Bartoletta USA (at Zürich)
2016 Ruth Beitia ESP (at Zürich)	Katerina Stefanídi GRE (at Bruxelles)	Ivana Španović SRB (at Zürich)
2017 Mariya Lasitskené ANA (at Bruxelles)	Katerina Stefanídi GRE (at Bruxelles)	Ivana Španović SRB (at Bruxelles)
2018 Mariya Lasitskené ANA (at Zürich)	Katerina Stefanídi GRE (at Zürich)	Caterine Ibargüen COL (at Bruxelles)
2019 Mariya Lasitskené ANA (at Bruxelles)	Katerina Stefanídi GRE (at Bruxelles)	Malaiko Mihambo GER (at Bruxelles)
2021 Mariya Lasitskené ANA	Anzhelika Sidorova ANA	Ivana Španović SRB
Triple Jump	Shot Put (4kg)	Discus Throw (2kg)
2010 Yargelis Savigne CUB (at Zürich)	(✘) Valerie Adams NZL (at Zürich)	Yarelis Barrios CUB (at Bruxelles)
2011 Olga Saladukha UKR (at Bruxelles)	Valerie Adams NZL (at Zürich)	Li Yanfeng CHN (at Bruxelles)
2012 Olga Rypakova KAZ (at Bruxelles)	Valerie Adams NZL (at Zürich)	Sandra Perković CRO (at Zürich)
2013 Caterine Ibargüen COL (at Bruxelles)	Valerie Adams NZL (at Zürich)	Sandra Perković CRO (at Bruxelles)
2014 Caterine Ibargüen COL (at Bruxelles)	Valerie Adams NZL (at Bruxelles)	Sandra Perković CRO (at Zürich)
2015 Caterine Ibargüen COL (at Bruxelles)	Christina Schwanitz GER (at Zürich)	Sandra Perković CRO (at Bruxelles)
2016 Caterine Ibargüen COL (at Bruxelles)	Valerie Adams NZL (at Bruxelles)	Sandra Perković CRO (at Zürich)
2017 Olga Rypakova KAZ (at Zürich)	Gong Lijiao CHN (at Zürich)	Sandra Perković CRO (at Bruxelles)
2018 Caterine Ibargüen COL (at Zürich)	Gong Lijiao CHN (at Bruxelles)	Yaime Pérez CUB (at Bruxelles)
2019 Shanieka Ricketts JAM (at Zürich)	Gong Lijiao CHN (at Zürich)	Yaime Pérez CUB (at Bruxelles)
2021 Yulimar Rojas VEN	Maggie Ewen USA	Valarie Allman YSA
Javelin Throw (600g)		
2010 Barbora Špotáková CZE (at Zürich)		
2011 Christina Obergföll GER (at Zürich)		
2012 Barbora Špotáková CZE (at Bruxelles)		
2013 Christina Obergföll GER (at Zürich)		
2014 Barbora Špotáková CZE (at Bruxelles)		
2015 Barbora Špotáková CZE (at Zürich)		
2016 Madara Palameika LAT (at Bruxelles)		
2017 Barbora Špotáková CZE (at Zürich)		
2018 Tatsiana Khaladovich BLR (at Zürich)		
2019 Lu Huihui CHN (at Zürich)		
2021 Christin Hussong GER		

★

DISCONTINUED WORLD ATHLETICS SERIES EVENTS

WORLD CUP IN ATHLETICS (1977-2006) / CONTINENTAL CUP (2010-2018)

Venues - 1977: Düsseldorf (2-4 Sep); 1979: Montréal (24-26 Aug); 1981: Roma (4-6 Sep); 1985: Canberra (4-6 Oct); 1989: Barcelona (8-10 Sep); 1992: Habana (25-27 Sep); 1994: London (9-11 Sep); 1998: Johannesburg (11-13 Sep); 2002: Madrid (20/21 Sep); 2006: Athína (16/17 Sep); 2010: Split (4/5 Sep); 2014: Marrakech (13/14 Sep); 2018: Ostrava (8/9 Sep)

World Cup Teams

MEN

Britain's men's team were disqualified from the 2002 World Cup because their entry for the meeting had been based on performances by Dwain Chambers at that year's European Cup which were subsequently annulled because of a doping violation. However, the individual placings by British team members in Madrid were allowed to stand, though are regarded by World Athletics as non-scoring.

YEAR	FIRST	SECOND	THIRD
1977	GDR 127	United States 120	FRG 112
1979	United States 119	Europe 112	GDR 108
1981	Europe 147	GDR 130	United States 127
1985	United States 123	USSR 115	GDR 114
1989	United States 133	Europe 127	Great Britain & NI 119
1992	Africa 115	Great Britain & NI 103	Europe 99
1994	Africa 116	Great Britain & NI 111	Americas 95
1998✘	Africa 111	Europe 119	Germany 103
2002✘	Africa 139	Europe 121	Americas 120
2006	Europe 140	United States 136	Africa 116

YEAR	FIRST		SECOND		THIRD	
WOMEN						
1977	✗ Europe	109	GDR	93	USSR	90
1979	✗ GDR	106	USSR	98	Europe	88
1981	GDR	120.5	Europe	110	USSR	98
1985	GDR	121	USSR	105.5	Europe	86
1983	GDR	124	USSR	106	Americas	94
1992	Unified Team	102	Europe	94	Americas	79
1994	Europe	111	Americas	98	Germany	79
1998	United States	96	Europe	94	Africa	88
2002	✗ Russia	129	Europe	126	Americas	111
2006	Russia	137	Europe	128	Americas	117

Continental Cup Teams**COMBINED MEN & WOMEN**

2010	✗ 1st: Americas	428.5	2nd: Europe	379	3rd: Africa	305	4th: Asia-Pacific	301.5
2014	1st: Europe	437.5	2nd: Americas	393	3rd: Africa	342	4th: Asia-Pacific	263.5
2018	1st: Americas	262	2nd: Europe	233	3rd: Asia-Pacific	188	4th: Africa	142

In 2018, horizontal jumps and throws were contested as a series of head-to-heads between pairs of athletes from different teams.

In some cases this meant that competitors were ultimately placed higher than those who jumped or threw greater distances

MEN**100 Metres**

1977	Steve Williams	USA	10.13	Eugen Ray	GDR	10.15	Silvio Leonard	AME	10.19	-0.3
1979	James Sanford	USA	10.17	Silvio Leonard	AME	10.26	Marian Woronin	EUR	10.28	-0.4
1981	Allan Wells	EUR	10.20	Ernest Obeng	AFR	10.21	Frank Emmelmann	GDR	10.31	0.2
1985	Ben Johnson	AME	10.00	Chidi Imoh	AFR	10.11	Frank Emmelmann	GDR	10.17	-0.4
1989	Linford Christie	GBR	10.10	Leroy Burrell	USA	10.15	Daniel Sangouma	EUR	10.17	0.5
1992	Linford Christie	GBR	10.21	Olapade Adeniken	AFR	10.26	Calvin Smith	USA	10.33	-0.3
1994	Linford Christie	GBR	10.21	Olapade Adeniken	AFR	10.25	Talal Mansoor	ASI	10.31	-0.3
1998	Obadele Thompson	AME	9.87	Seun Ogunkoya	AFR	9.92	Dwain Chambers	GBR	10.03	-0.2
2002	Uchenna Emedolu	AFR	10.06	Kim Collins	AME	10.06	Francis Obikwelu	EUR	10.09	-0.3
2006	Tyson Gay	USA	9.88	Francis Obikwelu	EUR	10.09	Marc Burns	AME	10.14	1.1
2010	Christophe Lemaitre	EUR	10.06	Daniel Bailey	AME	10.10	Mark Lewis-Francis	EUR	10.16	-0.7
2014	James Dasaolu	EUR	10.03	Mike Rodgers	AME	10.04	Femi Ogunode	APA	10.04	-0.1
2018	Noah Lyles	AME	10.01	Su Bingtian	APA	10.03	Akani Simbine	AFR	10.11	0.0

200 Metres

1977	Clancy Edwards	USA	20.17	Pietro Mennea	EUR	20.17	Silvio Leonard	AME	20.30	1.0
1979	Silvio Leonard	AME	20.34	Leszek Dunecki	EUR	20.50	Peter Okodogbe	AFR	20.69	0.0
1981	Mel Lattany	USA	20.21	Allan Wells	EUR	20.53	Frank Emmelmann	GDR	20.57	0.1
1985	Robson da Silva	AME	20.44	Frank Emmelmann	GDR	20.51	Darren Clark	OCE	20.78	0.5
1989	Robson da Silva	AME	20.00	Floyd Heard	USA	20.36	Olapade Adeniken	AFR	20.38	1.9
1992	Robson da Silva	AME	20.56	Linford Christie	GBR	20.72	Jeff Williams	USA	20.75	0.5
1994	John Regis	GBR	20.45	Frankie Fredericks	AFR	20.55	Geir Moen	EUR	20.72	-1.4
1998	Frankie Fredericks	AFR	19.97	Gentry Bradley	USA	20.38	Troy Douglas	EUR	20.40	1.3
2002	Francis Obikwelu	EUR	20.18	Frankie Fredericks	AFR	20.20	Marlon Devonish	GBR	20.32	-0.6
2006	Wallace Spearmon	USA	19.87	Usain Bolt	AME	19.96	Shingo Suetsugu	ASI	20.30	0.1
2010	Wallace Spearmon	AME	19.95	Churandy Martina	AME	20.47	Ben Youssef Meité	AFR	20.51	0.2
2014	Alonso Edward	AME	19.98	Rasheed Dwyer	AME	19.98	Femi Ogunode	APA	20.17	0.2
2018	Alonso Edward	AME	20.19	Ramil Guliyev	EUR	20.28	Alex Quiñónez	AME	20.36	-1.6

400 Metres

1977	Alberto Juantorena	AME	45.36	Volker Beck	GDR	45.50	Robert Taylor	USA	45.57
1979	El Kashief Hassan	AFR	45.39	Nikolay Chernetskiy	URS	46.06	Tony Darden	USA	46.12
1981	Cliff Wiley	USA	44.88	Mauro Zuliani	ITA	45.26	Bert Cameron	AME	45.27
1985	Michael Franks	USA	44.47	Thomas Schönlebe	GDR	44.72	Innocent Egbunike	AFR	44.99
1989	Roberto Hernández	AME	44.58	Jens Carlowitz	GDR	44.86	Gabriel Tiacoh	AFR	44.97
1992	Sunday Bada	AFR	44.99	Mark Richardson	GBR	45.86	Chip Jenkins	USA	46.10
1994	Antonio Pettigrew	USA	45.26	Du'aine Ladejo	GBR	45.44	Inaldo Sena	AME	45.67
1998	Iwan Thomas	GBR	45.33	Jerome Young	USA	45.37	Troy McIntosh	AME	45.45
2002	Michael Blackwood	AME	44.60	Ingo Schultz	GER	44.86	Fawzi Al-Shammari	ASI	45.14
2006	LaShawn Merritt	USA	44.54	Gary Kikaya	AFR	44.66	Dimítrios Régas	GRE	45.11
2010	Jeremy Wariner	AME	44.22	Ricardo Chambers	AME	44.59	Michael Bingham	EUR	44.84
2014	LaShawn Merritt	AME	44.60	Isaac Makwala	AFR	44.84	Youssef Masrahi	APA	45.03
2018	Abdalelah Haroun	APA	44.72	Baboloki Thebe	AFR	45.10	Nathan Strother	AME	45.28

800 Metres

1977	Alberto Juantorena	AME	1:44.04	Mike Boit	AFR	1:44.14	Willi Wülbeck	FRG	1:45.47
1979	James Maina-Boi	AFR	1:47.69	James Robinson	USA	1:47.85	Willi Wülbeck	EUR	1:47.88
1981	Sebastian Coe	EUR	1:46.16	James Robinson	USA	1:47.31	Detlef Wagenknecht	GDR	1:47.49

YEAR	FIRST		SECOND		THIRD			
1985	Sammy Koskei	AFR	1:45.15	Viktor Kalinkin	URS	1:45.72	Agberto Guimarães	AME 1:45.80
1989	Tom McKean	GBR	1:44.95	Jens-Peter Herold	GDR	1:45.04	Nixon Kiprotich	AFR 1:45.08
1992	David Sharpe	GBR	1:46.06	William Tanui	AFR	1:46.14	Andrea Benvenuti	EUR 1:46.53
1994	Mark Everett	USA	1:46.02	William Tanui	AFR	1:46.84	Craig Winrow	GBR 1:47.16
1998	Nils Schumann	GER	1:48.66	Mark Everett	USA	1:48.73	Norberto Téllez	AME 1:48.92
2002	Antonio Manuel Reina	ESP	1:43.83	Djabir Saïd-Guerni	AFR	1:44.03	David Krummenacker	USA 1:45.14
2006	Youssef Saad Kamel	ASI	1:44.98	Bram Som	EUR	1:45.13	Mbulaeni Mulaudzi	AFR 1:45.14
2010	David Rudisha	AFR	1:43.37	Marcin Lewandowski	EUR	1:44.81	Belal Mansoor Ali	APA 1:44.92
2014	Nijel Amos	AFR	1:44.88	Mohammed Aman	AFR	1:45.34	Adam Kszczot	EUR 1:45.72
2018	Emmanuel Korir	AFR	1:46.50	Clayton Murphy	AME	1:46.77	Nijel Amos	AFR 1:46.77
1500 Metres								
1977	Steve Ovett	EUR	3:34.45	Thomas Wessinghage	FRG	3:35.98	Jürgen Straub	GDR 3:37.5
1979	Thomas Wessinghage	EUR	3:46.00	Vladimir Ponomaryov	URS	3:46.13	Jürgen Straub	GDR 3:46.30
1981	Steve Ovett	EUR	3:34.95	John Walker	OCE	3:35.49	Olaf Beyer	GDR 3:35.58
1985	Omer Khalifa	AFR	3:41.16	Olaf Beyer	GDR	3:41.26	Igor Lotarev	URS 3:41.92
1989	Abdi Bile	AFR	3:35.56	Sebastian Coe	GBR	3:35.79	Jens-Peter Herold	GDR 3:35.87
1992	Mohammed Suleiman	ASI	3:38.37	Jonah Birir	AFR	3:40.25	Simon Fairbrother	GBR 3:40.30
1994	Noureddine Morceli	AFR	3:34.70	Rüdiger Stenzel	GER	3:40.04	Mohammed Suleiman	ASI 3:40.52
1998	Laban Rotich	AFR	3:40.87	Rui Silva	EUR	3:40.95	Anthony Whiteman	GBR 3:40.99
2002	Bernard Lagat	AFR	3:31.20	Reyes Estévez	ESP	3:33.67	Mehdi Baala	EUR 3:38.04
2006	Alex Kipchirchir	AFR	3:52.60	Ivan Heshko	EUR	3:53.33	Nick Willis	OCE 3:54.76
2010	Amine Laâlou	AFR	3:35.49	Mekonnen Gebremedhin	AFR	3:35.70	Leonel Manzano	AME 3:36.48
2014	Ayanleh Souleiman	AFR	3:48.91	Asbel Kiprop	AFR	3:49.10	Mahiedine Mekhissi-Benabbad	FRA 3:49.53
2018	Elijah Manangoi	AFR	3:40.00	Marcin Lewandowski	EUR	3:40.42	Jakob Ingebrigtsen	EUR 3:40.80
3000 Metres (From 1998)								
1998	Dieter Baumann	GER	7:56.24	Isaac Viciosa	EUR	7:56.47	Thomas Nyariki	AFR 7:59.46
2002	Craig Mottram	OCE	7:41.37	David Galván	AME	7:47.43	Roberto García	ESP 7:53.96
2006	Craig Mottram	OCE	7:32.19	Kenenisa Bekele	AFR	7:36.25	Driss Maazouzi	EUR 7:47.80
2010	Bernard Lagat	AME	7:54.75	Moses Kipsiro	AFR	7:54.98	Bayron Piedra	AME 7:55.52
2014	Caleb Ndiku	AFR	7:52.64	Hayle Ibrahimov	EUR	7:53.14	Bernard Lagat	AME 7:53.95
2018	Paul Chelimo	AME	7:57.13	Mohammed Ahmed	AME	7:57.99	Henrik Ingebrigtsen	EUR 7:58.85
5000 Metres (Until 2014)								
1977	Miruts Yifter	AFR	13:13.82	Marty Liquori	USA	13:15.06	David Fitzsimons	OCE 13:17.42
1979	Miruts Yifter	AFR	13:35.9	Valeriy Abramov	URS	13:37.6	Markus Ryffel	EUR 13:38.6
1981	Eamonn Coghlan	EUR	14:08.39	Hansjörg Kunze	GDR	14:08.54	Vittorio Fontanella	ITA 14:09.06
1985	Doug Padilla	USA	14:04.11	Stefano Mei	EUR	14:05.99	Wodajo Bulti	AFR 14:07.17
1989	Saïd Aouita	AFR	13:23.14	John Doherty	EUR	13:25.39	José Luis Carrera	ESP 13:25.94
1992	Fita Bayissa	AFR	13:41.23	Arturo Barrios	AME	13:50.95	Jim Farmer	USA 14:02.90
1994	Brahim Lahlafi	AFR	13:27.96	John Nuttall	GBR	13:32.47	Martin Bremer	GER 13:33.57
1998	Daniel Komen	AFR	13:46.57	Shaun Creighton	OCE	13:53.66	Dieter Baumann	GER 13:58.40
2002	Alberto García	ESP	13:30.04	Paul Kosgei	AFR	13:31.71	Smail Sghir	EUR 13:32.82
2006	Saif Saeed Shaheen	ASI	13:35.30	Mike Kigen	AFR	13:36.19	Matt Tegenkamp	USA 13:36.83
2010	Bernard Lagat	AME	13:58.23	Moses Kipsiro	AFR	13:58.35	Bouabdellah Tahri	EUR 13:58.79
2014	Isiah Koech	AFR	13:26.86	Zane Robertson	APA	13:29.27	Nguse Tesfaldet	AFR 13:31.31
10,000 Metres (Replaced with 3000m from 1998)								
1977	Miruts Yifter	AFR	28:32.31	Jörg Peter	GDR	28:34.0	Jos Hermens	EUR 28:35.0
1979	Miruts Yifter	AFR	27:53.07	Craig Virgin	USA	27:59.55	Aleksandr Antipov	URS 28:25.17
1981	Werner Schildhauer	GDR	27:38.43	Mohamed Kedir	AFR	27:39.44	Alberto Salazar	USA 27:40.69
1985	Wodajo Bulti	AFR	29:22.96	Pat Porter	USA	29:23.02	Werner Schildhauer	GDR 29:25.63
1989	Salvatore Antibo	EUR	28:05.26	Addis Abebe	AFR	28:06.43	Antonio Prieto	ESP 28:07.42
1992	Addis Abebe	AFR	28:44.38	Antonio Serrano	EUR	28:54.38	Mikhail Dasko	EUN 29:00.26
1994	Khalid Skah	AFR	27:38.74	Antonio Silio	AME	28:16.54	Rob Denmark	GBR 28:20.65
3000 Metres Steeplechase (91.4cm)								
1977	Michael Karst	FRG	8:21.60	Eshetu Tura	AFR	8:22.5	George Malley	USA 8:25.2
1979	Kiprotich Rono	AFR	8:25.97	Ralf Pönitzsch	GDR	8:29.28	Mariano Scartezzini	EUR 8:29.44
1981	Boguslaw Maminski	EUR	8:19.89	Mariano Scartezzini	ITA	8:19.93	Masanari Shintaku	ASI 8:23.64
1985	Julius Kariuki	AFR	8:39.51	Henry Marsh	USA	8:39.55	Graeme Fell	AME 8:40.30
1989	Julius Kariuki	AFR	8:20.84	Alessandro Lambruschini	EUR	8:21.75	Hagen Melzer	GDR 8:23.21
1992	Phillip Barkutwo	AFR	8:26.81	William Van Dijck	EUR	8:32.06	Shaun Creighton	OCE 8:33.79
1994	Moses Kiptanui	AFR	8:28.28	Saad Al-Asmari	ASI	8:35.74	Alessandro Lambruschini	EUR 8:40.34
1998	Damian Kallabis	GER	8:31.25	Bernard Barmasai	AFR	8:31.85	Saad Al-Asmari	ASI 8:39.69
2002	Wilson Boit Kipketer	AFR	8:25.34	Luis Miguel Martín	ESP	8:26.35	Khamis Abdulla Saïfeldin	ASI 8:30.66
2006	Saif Saeed Shaheen	ASI	8:19.09	Paul Kipsiele Koech	AFR	8:19.37	Bouabdellah Tahri	FRA 8:29.06
2010	Richard Mateelong	AFR	8:09.67	Roba Gari	AFR	8:09.87	Mahiedine Mekhissi-Benabbad	EUR 8:09.96
2014	Jairus Birech	AFR	8:13.18	Evan Jager	AME	8:14.08	Ali Abubaker Kamal	APA 8:17.27
2018	Conseslus Kipruto	AFR	8:22.55	Matt Hughes	AME	8:29.70	Yohanes Chiappinelli	EUR 8:32.89

YEAR	FIRST	SECOND	THIRD
110 Metres Hurdles (106.7cm)			
1977	Thomas Munkelt GDR 13.41	Alejandro Casañas AME 13.50	Charles Foster USA 13.51 0.0
1979	Renaldo Nehemiah USA 13.39	Thomas Munkelt GDR 13.42	Alejandro Casañas AME 13.44 0.0
1981	Greg Foster USA 13.32	Alejandro Casañas AME 13.36	Julius Ivan EUR 13.66 -0.2
1985	Tonie Campbell USA 13.35w	Sergey Usov URS 13.62	Jörg Naumann GDR 13.76 3.1
1989	Roger Kingdom USA 12.87w	Colin Jackson GBR 12.95	Emilio Valle AME 13.21 2.6
1992	Colin Jackson GBR 13.07	Sergey Usov EUN 13.55	Emilio Valle AME 13.69 0.3
1994	Tony Jarrett GBR 13.23	Allen Johnson USA 13.29	Emilio Valle AME 13.45 -1.6
1998	Falk Balzer GER 13.10	Colin Jackson GBR 13.11	Anier García AME 13.14 2.0
2002	Anier García AME 13.10	Allen Johnson USA 13.45	Stanislav Olijar EUR 13.58 -2.2
2006	Allen Johnson USA 12.96	Liu Xiang ASI 13.03	Dayron Robles AME 13.06 0.4
2010	David Oliver AME 13.11	Andy Turner EUR 13.48	Shi Dongpeng APA 13.53 -1.1
2014	Sergey Shubenkov EUR 13.23	Ronnie Ash AME 13.25	William Sharman EUR 13.25 0.1
2018	Sergey Shubenkov EUR 13.03	Ronald Levy AME 13.12	Pascal Martinot-Lagarde EUR 13.31 0.9
400 Metres Hurdles (91.4cm)			
1977	Edwin Moses USA 47.58	Volker Beck GDR 48.83	Harald Schmid FRG 48.85
1979	Edwin Moses USA 47.53	Harald Schmid EUR 48.71	Vasiliy Arkhipenko URS 48.97
1981	Edwin Moses USA 47.37	Volker Beck GDR 49.16	Harry Schulting EUR 49.69
1985	Andre Phillips USA 48.42	Aleksandr Vasilyev URS 48.61	Harald Schmid EUR 48.83
1989	David Patrick USA 48.74	Henry Amike AFR 49.24	Kriss Akabusi GBR 49.42
1992	Samuel Matete AFR 48.88	Jon Ridgeon GBR 49.01	Stéphane Diagana EUR 49.34
1994	Samuel Matete AFR 48.77	Oleg Tverdokhlebov EUR 49.26	Eronilde de Araújo AME 49.62
1998	Samuel Matete AFR 48.08	Mubarak Al-Nubi ASI 48.17	Dinsdale Morgan AME 48.40
2002	James Carter USA 48.27	Mubarak Al-Nubi ASI 48.96	Chris Rawlinson GBR 49.18
2006	Kerron Clement USA 48.12	LJ van Zyl AFR 48.35	Marek Plawgo EUR 48.76
2010	David Greene EUR 47.88	Javier Culson AME 48.08	Bershawn Jackson AME 48.62
2014	Cornel Fredericks AFR 48.34	Kariem Hussein EUR 48.47	Javier Culson AME 48.88
2018	Abderrahmane Samba APA 47.37	Annsert Whyte AME 48.46	Karsten Warholm EUR 48.56
High Jump			
1977	Rolf Beilschmidt GDR 2.30	Dwight Stones USA 2.27	Jacek Wszola EUR 2.24
1979	Franklin Jacobs USA 2.27	Jacek Wszola EUR 2.27	Aleksandr Grigoryev URS 2.24
1981	Tyke Peacock USA 2.28	Gerd Nagel EUR 2.26	Jörg Freimuth GDR 2.24
1985	Patrik Sjöberg EUR 2.31	Jimmy Howard USA 2.28	Javier Sotomayor AME 2.28
1989	Patrik Sjöberg EUR 2.34	Dalton Grant GBR 2.31	Javier Sotomayor AME 2.25
1992	Yuriy Sergiyenko EUN 2.29	Javier Sotomayor AME 2.26	Brendan Reilly GBR 2.26
1994	Javier Sotomayor AME 2.40	Tim Forsyth OCE 2.28	Steve Smith GBR 2.28
1998	Charles Austin USA 2.31	Javier Sotomayor AME 2.28	Sergey Klyugin EUR 2.28
2002	Yaroslav Rybakov EUR 2.31	Mark Boswell AME 2.29	Ben Challenger GBR 2.20
2006	Tomás Jankú EUR 2.28	Andrey Silnov RUS 2.24	Tora Harris USA 2.24
2010	Rashid Ahmed Al-Mannai APA 2.28	Donald Thomas AME 2.28	Martyn Bernard EUR 2.25
2014	Bogdan Bondarenko EUR 2.37	Mutaz Essa Barshim APA 2.34	Derek Drouin AME 2.31
2018	Donald Thomas AME 2.30	Brandon Starc APA 2.30	Maksim Nedasekau EUR 2.27
Pole Vault			
1977	Mike Tully USA 5.60	Wladyslaw Kozakiewicz EUR 5.55	Axel Weber GDR 5.30
1979	Mike Tully USA 5.45	Patrick Abada EUR 5.45	Konstantin Volkov URS 5.30
1981	Konstantin Volkov URS 5.70	Jean-Michel Bellot EUR 5.55	Billy Olson USA 5.50
1985	Sergey Bubka URS 5.85	Philippe Collet EUR 5.50	Tim Bright USA 5.40
1989	Philippe Collet EUR 5.75	Tim Bright USA 5.70	Uwe Langhammer GDR 5.55
1992	Igor Potapovich EUN 5.60	Philippe Collet EUR 5.40	Okkert Brits AFR 5.30
1994	Okkert Brits AFR 5.90	Jean Galfione EUR 5.75	Alberto Manzano AME 5.40
			Andrej Tiwontschik GER 5.40
1998	Maksim Tarasov EUR 5.85	Tim Lobinger GER 5.80	Jeff Hartwig USA 5.70
2002	Okkert Brits AFR 5.75	Jeff Hartwig USA 5.70	Lars Börgeling GER 5.40
2006	Steve Hooker OCE 5.80	Daichi Sawano ASI 5.70	Germán Chiaraviglio SAM 5.70
2010	Steven Hooker APA 5.95	Renaud Lavillenie EUR 5.90	Derek Miles AME 5.75
2014	Renaud Lavillenie EUR 5.80	Xue Changrui APA 5.65	Mark Hollis AME 5.55
2018	Sam Kendricks AME 5.85	Renaud Lavillenie EUR 5.80	Shawn Barber AME 5.65
Long Jump			
1977	Arnie Robinson USA 8.19	Hans Baumgartner FRG 7.96	Charlton Ehizuelen AFR 7.89
1979	Larry Myricks USA 8.52	Lutz Dombrowski GDR 8.27	David Giralt AME 8.22
1981	Carl Lewis USA 8.15	Gary Honey OCE 8.11	Shamil Abbyasov URS 7.95
1985	Mike Conley USA 8.20	Robert Emmiyan URS 8.09	László Szalma EUR 8.09
1989	Larry Myricks USA 8.29	Yusuf Alli AFR 8.00	Stewart Faulkner GBR 7.84
1992	Iván Pedroso AME 7.97	Gordon McKee USA 7.89	Chen Zunrong ASI 7.84
1994	Fred Salle GBR 8.10	Douglas de Souza AME 7.96	Dion Bentley USA 7.93
1998	Iván Pedroso AME 8.37	Jai Taurima OCE 8.32	Hassine Moursal AFR 8.26

YEAR	FIRST	SECOND	THIRD
2002	Savanté Stringfellow USA 8.21	Iván Pedroso AME 8.19	Yago Lamela ESP 8.11
2006	Irving Saladino AME 8.26	Andrew Howe EUR 8.12	Mohamed Salman Al-Khuwaidi ASI 8.11
2010	Dwight Phillips AME 8.34	Kafétien Gomis EUR 8.10	Christian Reif EUR 7.99
2014	Ignisious Gaisah NED 8.11	Will Claye AME 7.98	Zarck Visser AFR 7.96
2018	Ruswahl Samaai AFR 8.16	Miltiádis Tentóglou EUR 8.00	Jeffrey Henderson AME 7.98

Triple Jump

1977	João de Oliveira AME 16.68	Anatoliy Piskulin URS 16.61	Klaus Hufnagel GDR 16.43
1979	João de Oliveira AME 17.02w	Gennadiy Valyukevich URS 16.94	Ian Campbell OCE 16.76
1981	João de Oliveira AME 17.37	Zou Zhenxian ASI 17.34	Willie Banks USA 17.04
1985	Willie Banks USA 17.58	Oleg Protsenko URS 17.47	Khristo Markov EUR 17.13
1989	Mike Conley USA 17.49	Vladimir Inozemtsev URS 17.31	Jonathan Edwards GBR 17.28
1992	Jonathan Edwards GBR 17.34	Frank Rutherford AME 17.06	Toussaint Rabenala AFR 17.03
1994	Yoelbi Quesada AME 17.61	Julian Golley GBR 17.06	Oleg Sakirkin ASI 16.81
1998	Charles Friedek GER 17.42	Denis Kapustin EUR 17.32	Yoelbi Quesada AME 17.25
2002	Jonathan Edwards GBR 17.34	Walter Davis USA 17.23w	Christian Olsson EUR 17.05
2006	Walter Davis USA 17.54	Jadel Gregório AME 17.41	Marian Oprea EUR 17.05
2010	Marian Oprea EUR 17.29	Alexis Copello AME 17.25	Phillips Idowu EUR 17.24
2014	Benjamin Compaoré EUR 17.48	Godfrey Mokoena AFR 17.35	Will Claye AME 17.21
2018	Christian Taylor AME 17.59	Fabrice Zango Hugues AFR 17.02	Arpinder Singh ASI 16.59

Shot Put (7.26kg)

1977	Udo Beyer GDR 21.74	Reijo Ståhlberg EUR 20.46	Ralf Reichenbach FRG 19.97
1979	Udo Beyer GDR 20.45	Reijo Ståhlberg EUR 20.05	Aleksandr Baryshnikov URS 20.00
1981	Udo Beyer GDR 21.40	Yevgeniy Mironov URS 20.34	Dave Laut USA 19.90
1985	Ulf Timmermann GDR 22.00	Sergey Smirnov URS 21.72	Alessandro Andrei EUR 21.14
1989	Ulf Timmermann GDR 21.68	Werner Günthör EUR 21.40	Randy Barnes USA 21.10
1992	Mike Stulce USA 21.34	Sergey Nikolayev EUN 20.14	Werner Günthör EUR 19.75
1994	CJ Hunter USA 19.92	Aleksandr Klymenko EUR 19.16	Courtney Ireland OCE 18.93
1998	John Godina USA 21.48	Aleksandr Bagach EUR 20.45	Oliver-Sven Buder GER 20.42
2002	Adam Nelson USA 20.80	Justin Anlezark OCE 20.77	Ralf Bartels GER 20.67
2006	Ralf Bartels EUR 20.67	Reese Hoffa USA 20.60	Pavel Sofin RUS 20.45
2010	Christian Cantwell AME 21.87	Tomasz Majewski EUR 21.22	Scott Martin APA 20.10
2014	David Storl EUR 21.55	O'Dayne Richards AME 21.10	Joe Kovacs AME 20.87
2018	Darlan Romani AME 21.89	Tom Walsh OCE 21.43	Michał Haratyk EUR 21.36

Discus Throw (2kg)

1977	Wolfgang Schmidt GDR 67.14	Mac Wilkins USA 66.64	Hein-Direck Neu FRG 62.64
1979	Wolfgang Schmidt GDR 66.02	Mac Wilkins USA 64.92	Luís Mariano Delis AME 63.50
1981	Armin Lemme GDR 66.38	Luís Mariano Delis AME 66.26	Imrich Bugár EUR 64.38
1985	Georgiy Kolnootchenko URS 69.08	Jürgen Schult GDR 68.30	Luís Mariano Delis AME 67.60
1989	Jürgen Schult GDR 67.12	Luís Mariano Delis AME 66.72	Rolf Danneberg EUR 65.30
1992	Tony Washington USA 64.86	Roberto Moya AME 63.66	Yu Wenge ASI 63.06
1994	Vladimir Dubrovshchik EUR 64.54	Alexis Elizalde AME 61.50	Adewale Olukoju AFR 60.22
1998	Virgilijus Alekna EUR 69.66	Lars Riedel GER 67.47	Frantz Kruger AFR 65.73
2002	Róbert Fazekas EUR 71.25	Frantz Kruger AFR 66.78	Mario Pestano ESP 64.64
2006	Virgilijus Alekna EUR 67.19	Ehsan Hadadi ASI 62.60	Ian Waltz USA 62.12
2010	Robert Harting EUR 66.85	Benn Harradine APA 66.45	Ehsan Hadadi APA 64.55
2014	Gerd Kanter EUR 64.46	Jorge Fernández AME 62.97	Jason Morgan AME 62.70
2018	Fedrick Dacres AME 67.97	Matt Denny OCE 63.99	Andrius Gudžius EUR 66.95 (sic)

Hammer Throw (7.26kg)

1977	Karl-Hans Riehm FRG 75.64	Jochen Sachse GDR 75.40	Peter Farmer OCE 73.92
1979	Sergey Litvinov URS 78.70	Karl-Hans Riehm EUR 75.88	Roland Steuk GDR 74.82
1981	Yuriy Sedykh URS 77.42	Karl-Hans Riehm EUR 75.60	GianPaolo Orlando ITA 71.92
1985	Jüri Tamm URS 82.12	Günther Rodehau GDR 78.44	Jud Logan USA 76.88
1989	Heinz Weis EUR 77.68	Lance Deal USA 76.38	Ralf Haber GDR 76.28
1992	Tibor Gécsek EUR 80.44	Igor Nikulin EUN 78.28	Lance Deal USA 77.08
1994	Andrey Abduvaliyev ASI 81.72	Lance Deal USA 81.14	Heinz Weis GER 80.32
1998	Tibor Gécsek EUR 82.68	Heinz Weis GER 80.13	Andrey Abduvaliyev ASI 79.40
2002	Adrián Annus EUR 80.93	Koji Murofushi ASI 80.08	Karsten Kobs GER 78.44
2006	Koji Murofushi ASI 82.01	Ivan Tikhon EUR 80.00	Ilya Kononov RUS 77.14
2010	Libor Charfreitag EUR 79.69	Dilshod Nazarov APA 78.76	Mohamed Ali Al-Zinkawi APA 76.73
2014	Krisztián Pars EUR 78.99	Mostafa Al-Gamal AFR 78.89	Paweł Fajdek EUR 78.05
2018	Dilshod Nazarov APA 77.34	Mostafa Al-Gamal AFR 74.22	Bence Halász EUR 74.80 (sic)

Javelin Throw (800g)

1977	Michael Wessing FRG 87.46	Wolfgang Hanisch GDR 84.28	Miklós Németh EUR 80.82
1979	Wolfgang Hanisch GDR 86.48	Mike O'Rourke OCE 85.80	Antonio González AME 83.44
1981	Dainis Kula URS 89.74	Detlef Michel GDR 89.38	Pentti Sinersaari EUR 83.26

YEAR	FIRST	SECOND	THIRD
1985	Uwe Hohn GDR 96.96	Heino Puuste URS 87.40	Tom Petranoff USA 87.34
1989	Steve Backley GBR 85.90	Kazuhiro Mizoguchi ASI 82.56	Volker Hadwich GDR 80.30
1992	Jan Železný EUR 88.26	Tom Petranoff AFR 79.90	Vladimir Sasimovich EUN 78.40
1994	Steve Backley GBR 85.02	Raymond Hecht GER 84.36	Gavin Lovegrove OCE 82.28
1998	Steve Backley GBR 88.71	Sergey Makarov EUR 86.96	Raymond Hecht GER 84.92
2002	Sergey Makarov EUR 86.44	Boris Henry GER 81.60	Emeterio González AME 79.77
2006	Andreas Thorkildsen EUR 87.17	Hardus Pienaar AFR 83.62	Aleksandr Ivanov RUS 81.87
2010	Andreas Thorkildsen EUR 89.26	Hardus Pienaar AFR 83.17	Matthias De Zordo EUR 82.89
2014	Ihab Abdelrahman AFR 85.44	Vítězslav Veselý EUR 83.77	Keshorn Walcott AME 83.52
2018	Thomas Röhler EUR 87.07	Cheng Chao-Tsun APA 83.28	Anderson Peters AME 80.86

4 x 100 Metres Relay

1977	United States 38.03	GDR 38.57	Americas 38.56
1979	Americas 38.70	United States 38.77	Europe 38.85
1981	Europe 38.73	GDR 38.79	United States 38.85
1985	United States 38.10	Americas 38.31	USSR 38.35
1989	United States 38.29	Great Britain & NI 38.34	Europe 38.47
1992	United States 38.48	Americas 38.51	Africa 39.08
1994	Great Britain & NI 38.46	Africa 38.97	United States 39.33
1998	Great Britain & NI 38.09	United States 38.25	Africa 38.29
2002	United States 37.95	Americas 38.32	Africa 38.63
2006	United States 37.59	Europe 38.45	Asia 38.51
2010	Americas 38.25	Asia-Pacific 39.28	Africa 39.82
2014	Americas 37.97	Europe 38.62	Africa 39.10
2018	Americas 38.05	Europe 38.96	Asia-Pacific 39.55

4 x 400 Metres Relay (Replaced with a Universal 4x400m relay in 2018)

1977	FRG 3:01.34	Europe 3:02.47	Americas 3:02.66
1979	United States 3:00.70	Europe 3:00.80	Africa 3:01.22
1981	United States 2:59.12	Europe 3:01.47	Americas 3:02.01
1985	United States 3:00.71	GDR 3:00.82	Oceania 3:01.35
1989	Americas 3:00.65	United States 3:00.99	Africa 3:01.88
1992	Africa 3:02.14	Americas 3:02.95	Great Britain & NI 3:03.95
1994	Great Britain & NI 3:01.34	Africa 3:02.66	Europe 3:03.26
1998	Great Britain & NI 2:59.71	Americas 2:59.77	Africa 3:01.08
2002	Americas 2:59.19	Africa 3:01.69	Asia 3:03.02
2006	United States 3:00.11	Americas 3:00.14	Africa 3:00.88
2010	Americas 2:59.00	Europe 2:59.84	Africa 3:02.62
2014	Africa 3:00.02	Europe 3:00.10	Americas 3:02.78

WOMEN**100 Metres**

1977	Marlies Oelsner GDR 11.16	Sonia Lannaman EUR 11.26	Silvia Chivas AME 11.34	0.0
1979	Evelyn Ashford USA 11.06	Marlies Göhr GDR 11.17	Annegret Richter EUR 11.36	-0.9
1981	Evelyn Ashford USA 11.02	Kathy Smallwood EUR 11.10	Marlies Göhr GDR 11.13	0.1
1985	Marlies Göhr GDR 11.10	Grace Jackson AME 11.30	-	-0.6
		Marina Zhirova URS 11.30		
1989	Sheila Echols USA 11.18	Mary Onyali AFR 11.23	Silke Möller GDR 11.24	1.2
1992	Natalya Voronova EUN 11.33	Liliana Allen AME 11.34	Tian Yumei ASI 11.44	1.1
1994	Irina Privalova EUR 11.32	Liliana Allen AME 11.50	Mary Onyali AFR 11.52	-1.7
1998	Marion Jones USA 10.65	Chandra Sturup AME 10.97	Mary Onyali AFR 11.05	1.1
2002	Tayna Lawrence AME 11.06	Susanthika Jayasinghe ASI 11.20	Endurance Ojokolo AFR 11.26	-0.3
2006	Sherone Simpson AME 10.97	Torri Edwards USA 11.19	Vida Anim AFR 11.21	0.1
2010	Kelly-Ann Baptiste AME 11.05	Shalonda Solomon AME 11.09	Blessing Okagbare AFR 11.14	1.4
2014	Veronica Campbell-Brown AME 11.08	Michelle-Lee Ahye AME 11.25	Dafne Schippers EUR 11.26	-1.5
2018	Marie Josée Ta Lou AFR 11.14	Dina Asher-Smith EUR 11.16	Jenna Prandini AME 11.21	-0.4

200 Metres

1977	Irena Szewińska EUR 22.72	Bärbel Eckert GDR 23.02	Tatyana Prorochenko URS 23.26	-0.7
1979	Evelyn Ashford USA 21.83	Marita Koch GDR 22.02	Lyudmila Kondratyeva URS 22.66	-0.2
1981	Evelyn Ashford USA 22.18	Jarmila Kratochvílová EUR 22.31	Bärbel Wöckel GDR 22.41	0.7
1985	Marita Koch GDR 21.90	Grace Jackson AME 22.61	Marina Zhirova URS 22.66	-0.7
1989	Silke Möller GDR 22.46	Mary Onyali AFR 22.82	Grace Jackson AME 22.87	0.2
1992	Marie-Josée Pérec EUR 23.07	Natalya Voronova EUN 23.24	Chen Zhaojing ASI 23.27	-0.3
1994	Merlene Ottey AME 22.23	Irina Privalova EUR 22.51	Cathy Freeman OCE 22.72	-1.7
1998	Marion Jones USA 21.62	Falilat Ogunkoya AFR 22.25	Zhanna Pintusevich EUR 22.35	-0.6
2002	Debbie Ferguson AME 22.49	Muriel Hurtis EUR 22.78	Myriam Mani AFR 22.81	-0.8
2006	Sanya Richards USA 22.23	Kim Gevaert EUR 22.72	Vida Anim AFR 22.81	-0.2
2010	Aleksandra Fedoriva EUR 22.86	Yelizaveta Bryzgina EUR 23.37	Cydonie Mothersill AME 23.41	-0.6
2014	Dafne Schippers EUR 22.28	Joanna Atkins AME 22.53	Myriam Soumaré EUR 22.58	0.3
2018	Shaunae Miller-Uibo APA 22.16	Dafne Schippers EUR 22.28	Marie Josée Ta Lou AFR 22.61	0.1

YEAR	FIRST		SECOND		THIRD				
400 Metres									
1977	Irena Szewińska	EUR	49.52	Marita Koch	GDR	49.76	Marina Sidorova	URS	51.29
1979	Marita Koch	GDR	48.97	Mariya Pinigina	URS	50.60	Irena Szewińska	EUR	51.15
1981	Jarmila Kratochvílová	EUR	48.61	Marita Koch	GDR	49.27	Jackie Pusey	AME	51.48
1985	Marita Koch	GDR	47.60	Olga Vladykina	URS	48.27	Lillie Leatherwood	USA	50.43
1989	Ana Quirot	AME	50.60	Grit Breuer	GDR	50.67	Falilat Ogunkoya	AFR	51.67
1992	Jearl Miles	USA	50.64	Charmaine Crooks	AME	51.54	Lyudmila Dzhaligalova	EUN	52.47
1994	Irina Privalova	EUR	50.62	Fatimat Yusuf	AFR	50.80	Jearl Miles	USA	51.24
1998	Falilat Ogunkoya	AFR	49.52	Grit Breuer	GER	49.86	Sandie Richards	AME	50.33
2002	Ana Guevara	AME	49.56	Jearl Miles-Clark	USA	50.27	Olesya Zykina	RUS	50.67
2006	Sanya Richards	USA	48.70	Vanya Stambolova	EUR	50.09	Novlene Williams	AME	50.24
2010	Amantle Montsho	BOT	49.89	Debbie Dunn	AME	50.21	Shericka Williams	AME	50.70
2014	Francena McCorory	AME	49.94	Novlene Williams-Mills	AME	50.08	Libania Grenot	EUR	50.60
2018	Salwa Eid Naser	APA	49.32	Caster Semenya	AFR	49.62	Stephenie Ann McPherson	AME	50.82
800 Metres									
1977	Totka Petrova	EUR	1:59.20	Christine Liebetrau	GDR	1:59.47	Svetlana Styrkina	URS	1:59.72
1979	Nikolina Shtereva	EUR	2:00.52	Nadezhda Mushta	URS	2:01.09	Anita Weiss	GDR	2:01.33
1981	Lyudmila Veselkova	URS	1:57.48	Martina Steuk	GDR	1:58.31	Jolanta Januchta	EUR	1:58.32
1985	Christine Wachtel	GDR	2:01.57	Jarmila Kratochvílová	EUR	2:01.99	Nadezhda Olizarenko	URS	2:02.17
1989	Ana Quirot	AME	1:54.44	Sigrun Wodars	GDR	1:55.70	Doina Melinte	EUR	1:56.55
1992	Maria Mutola	AFR	2:00.47	Joetta Clark	USA	2:01.60	Yelena Afanasyeva	EUN	2:02.19
1994	Maria Mutola	AFR	1:58.27	Luciana Mendes	AME	2:00.13	Natalya Dukhnova	EUR	2:02.81
1998	Maria Mutola	AFR	1:59.88	Yelena Afanasyeva	RUS	2:00.20	Letitia Vriesde	AME	2:00.56
2002	Maria Mutola	AFR	1:58.60	Maite Martínez	ESP	1:59.24	Jolanda Čeplak	EUR	1:59.42
2006	Zulia Calatayú	AME	2:00.06	Janeth Jepkosgei	AFR	2:00.09	Olga Kotlyarova	RUS	2:00.84
2010	Janeth Jepkosgei	AFR	1:57.88	Kenia Sinclair	AME	1:58.16	Jenny Meadows	EUR	1:58.88
2014	Eunice Sum	AFR	1:58.21	Ajee' Wilson	AME	2:00.07	Maryna Arzamasova	EUR	2:00.31
2018	Caster Semenya	AFR	1:54.77	Ajee' Wilson	AME	1:57.16	Natoya Goule	AME	1:57.36
1500 Metres									
1977	Tatyana Kazankina	URS	4:12.74	Francie Larrieu	USA	4:13.0	Ulrike Bruns	GDR	4:13.1
1979	Christiane Wartenburg	GDR	4:06.88	Giana Romanova	URS	4:08.73	Francie Larrieu	USA	4:09.16
1981	Tamara Sorokina	URS	4:03.33	Gabriella Dorio	ITA	4:03.75	Ulrike Bruns	GDR	4:04.67
1985	Hildegard Körner	GDR	4:10.86	Savilya Agletdinova	URS	4:11.21	Doina Melinte	EUR	4:19.66
1989	Paula Ivan	EUR	4:18.60	Yekaterina Podkopayeva	URS	4:19.44	Yvonne Mai	GDR	4:20.30
1992	Yekaterina Podkopayeva	EUN	4:17.60	Małgorzata Rydz	EUR	4:18.16	Alisa Hill	USA	4:18.41
1994	Hassiba Boulmerka	AFR	4:01.05	Angela Chalmers	AME	4:01.73	Kelly Holmes	GBR	4:10.81
1998	Svetlana Masterkova	RUS	4:09.41	Jackline Maranga	AFR	4:10.30	Carla Sacramento	EUR	4:11.66
2002	Süreyya Ayhan	EUR	4:02.57	Tatyana Tomashova	RUS	4:09.74	Kathleen Friedrich	GER	4:10.20
2006	Maryam Jamal	ASI	4:00.84	Tatyana Tomashova	RUS	4:02.45	Sarah Jamieson	OCE	4:02.82
2010	Hind Déhiba	EUR	4:19.78	Nicole Edwards	AME	4:21.34	Christin Wurth-Thomas	AME	4:21.46
2014	Sifan Hassan	EUR	4:05.99	Shannon Rowbury	AME	4:07.21	Dawit Seyaum	AFR	4:07.61
2018	Winny Chebet	AFR	4:16.01	Shelby Houlihan	AME	4:16.36	Rabab Arrafi	AFR	4:17.19
3000 Metres									
1977	Grete Waitz	EUR	8:43.50	Lyudmila Bragina	URS	8:46.3	Jan Merrill	USA	8:46.6
1979	Svetlana Ulmasova	URS	8:36.32	Grete Waitz	EUR	8:38.59	Francie Larrieu	USA	8:53.02
1981	Angelika Zauber	GDR	8:54.89	Maricica Puică	EUR	8:55.80	Silvana Cruciată	ITA	8:57.10
1985	Ulrike Bruns	GDR	9:14.65	Tatyana Pozdnyakova	URS	9:15.65	Cindy Bremser	USA	9:21.15
1989	Yvonne Murray	EUR	8:44.32	Tatyana Pozdnyakova	URS	8:49.42	PattiSue Plumer	USA	8:54.33
1992	Derartu Tulu	AFR	9:05.89	Vera Chuvashova	EUN	9:08.30	Margareta Keszeg	EUR	9:09.03
1994	Yvonne Murray	GBR	8:56.81	Robyn Meagher	AME	9:05.81	Gabriela Szabo	EUR	9:15.16
1998	Gabriela Szabo	EUR	9:00.54	Zahra Ouaziz	AFR	9:01.35	Regina Jacobs	USA	9:11.15
2002	Berhane Adere	AFR	8:50.88	Gabriela Szabo	EUR	8:50.89	Yelena Zadorozhnaya	RUS	8:50.93
2006	Tirunesh Dibaba	AFR	8:33.78	Lidia Chojecka	POL	8:39.69	Kara Goucher	USA	8:41.42
2010	Meseret Defar	AFR	9:03.33	Shannon Rowbury	AME	9:04.82	Malindi Elmore	AME	9:05.75
2014	Genzebe Dibaba	AFR	8:57.53	Meraf Bahta	EUR	8:58.48	Susan Kuijken	EUR	9:01.41
2018	Sifan Hassan	EUR	8:27.50	Senbere Teferi	AFR	8:32.49	Hellen Obiri	AFR	8:36.20
5000 Metres (From 1998 until 2014)									
1998	Sonia O'Sullivan	EUR	16:24.52	Regina Jacobs	USA	16:26.24	Berhane Adere	AFR	16:38.81
2002	Olga Yegorova	RUS	15:18.15	Marta Domínguez	ESP	15:19.73	Jo Pavey	EUR	15:20.10
2006	Meseret Defar	AFR	14:39.11	Liliya Shobukhova	RUS	15:05.33	Kayoko Fukushi	ASI	15:06.69
2010	Vivian Cheruiyot	AFR	16:05.74	Sentayehu Ejigu	AFR	16:07.11	Molly Huddle	USA	16:08.60
2014	Almaz Ayana	AFR	15:33.32	Joyce Chepkirui	AFR	15:58.31	Joanne Pavey	EUR	15:58.67

YEAR	FIRST		SECOND		THIRD		WIND
10,000 Metres (Replaced with 5000m from 1998)							
1985	Aurora Cunha	EUR	32:07.50	Mary Knisely	USA	32:19.93	Olga Bondarenko URS 32:27.70
1989	Kathrin Ullrich	GDR	31:33.92	Ingrid Kristiansen	EUR	31:42.01	Natalya Sorokivskaya URS 32:15.53
1992	Derartu Tulu	AFR	33:38.97	Christine Toonstra	EUR	33:46.19	Zhong Huandi ASI 33:53.09
1994	Elana Meyer	AFR	30:52.51	Fernanda Ribeiro	EUR	31:04.25	Wei Li ASI 32:37.94
3000 Metres Steeplechase (From 2006) (76.2cm)							
2006	Alesya Turova	EUR	9:29.10	Cheruto Kiptum	AFR	9:31.44	Wioletta Janowska POL 9:35.08
2010	Yuliya Zarudneva	EUR	9:25.46	Milcah Chemos	AFR	9:25.84	Sofia Assefa AFR 9:29.53
2014	Emma Coburn	AME	9:50.67	Hiwot Ayalew	AFR	9:51.59	Ruth Chebet APA 9:55.24
2018	Beatrice Chepkoech	AFR	9:07.92	Courtney Frerichs	AME	9:15.22	Winfred Yavi APA 9:17.86
100 Metres Hurdles (83.8cm)							
1977	Grażyna Rabsztyń	EUR	12.70	Johanna Klier	GDR	12.86	Lyubov Nikitenko URS 12.87 0.0
1979	Grażyna Rabsztyń	EUR	12.67	Tatyana Anisimova	URS	12.75	Kerstin Knabe GDR 13.03 -0.1
1981	Tatyana Anisimova	URS	12.85	Kerstin Knabe	GDR	12.91	Lucyna Langer EUR 12.97 0.1
1985	Cornelia Oschenat	GDR	12.72	Ginka Zagorcheva	EUR	12.72	Svetlana Gusarova URS 13.01 -1.8
1989	Cornelia Oschenat	GDR	12.60	Lyudmila Narozhilenko	URS	12.80	Lynda Tolbert USA 12.86 0.4
1992	Aliuska López	AME	13.06	Anne Piquereau	EUR	13.13	Gabriele Roth GER 13.34 -0.8
1994	Aliuska López	AME	12.91	Svetla Dimitrova	EUR	12.95	Jacqui Agyepong GBR 13.02 -0.9
1998	Glory Alozie	AFR	12.58w	Angie Vaughan	USA	12.67	Irina Korotyá RUS 12.77 2.7
2002	Gail Devers	USA	12.65	Brigitte Foster	AME	12.82	Glory Alozie ESP 12.95 -0.8
2006	Brigitte Foster-Hylton	JAM	12.67	Susanna Kallur	EUR	12.77	Ginnie Powell USA 12.90 -0.6
2010	Sally Pearson	APA	12.65	LoLo Jones	AME	12.66	Perdita Felicien AME 12.68 -0.5
2014	Dawn Harper Nelson	AME	12.47	Tiffany Porter	EUR	12.51	Cindy Roleder EUR 13.02 0.7
2018	Danielle Williams	AME	12.49	Keni Harrison	AME	12.52	Pamela Dutkiewicz EUR 12.82 -0.1
400 Metres Hurdles (76.2cm)							
1979	Bärbel Klepp	GDR	55.83	Marina Makeyeva	URS	56.02	Deborah Esser USA 56.75
1981	Ellen Fiedler	GDR	54.82	Genowefa Błaszak	EUR	56.20	Anna Kastetskaya URS 56.37
1985	Sabine Busch	GDR	54.44	Judi Brown King	USA	55.10	Debbie Flintoff-King OCE 55.34
1989	Sandra Farmer-Patrick	USA	53.84	Tatyana Ledovskaya	URS	54.68	Sally Gunnell EUR 55.25
1992	Sandra Farmer-Patrick	USA	55.38	Gowry Retchakan	EUR	55.66	Margarita Ponomaryova EUN 56.46
1994	Sally Gunnell	GBR	54.80	Silvia Rieger	GER	56.14	Anna Knoroz EUR 56.63
1998	Nezha Bidouane	AFR	52.96	Deon Hemmings	AME	53.03	Kim Batten USA 53.17
2002	Yuliya Pechonkina	RUS	53.74	Sandra Glover	USA	54.46	Jana Pittman OCE 55.15
2006	Yuliya Nosova	RUS	53.88	Lashinda Demus	USA	54.06	Anna Jesień POL 54.48
2010	Nickiesha Wilson	AME	54.52	Joke Odumosu	AFR	54.59	Vania Stambolova EUR 54.89
2014	Kaliese Spencer	AME	53.81	Eilidh Child	EUR	54.42	Kemi Adekoya APA 54.70
2018	Janieve Russell	AME	53.62	Shamier Little	AME	53.86	Anna Ryzhykova EUR 54.47
High Jump							
1977	Rosemarie Ackermann	GDR	1.98	Sara Simeoni	EUR	1.92	Debbie Brill AME 1.89
1979	Debbie Brill	AME	1.96	Sara Simeoni	EUR	1.94	Nina Serbina URS 1.90
1981	Ulrike Meyfarth	EUR	1.96	Tamara Bykova	URS	1.96	Pam Spencer USA 1.92
1985	Stefka Kostadinova	EUR	2.00	Tamara Bykova	URS	1.97	Susanne Helm GDR 1.97
1989	Silvia Costa	AME	2.04	Tamara Bykova	URS	1.97	Alina Astafei EUR 1.94
							Heike Balck GDR 1.94
1992	Ioamnet Quintero	AME	1.94	Alina Astafei	EUR	1.91	Lucienne N'da AFR 1.88
1994	Britta Bilač	EUR	1.91	Charmaine Weavers	AFR	1.91	Silvia Costa AME 1.91
1998	Monica Dinescu	EUR	1.98	Hestrie Storbeck	AFR	1.96	Tisha Waller USA 1.93
2002	Hestrie Cloete	AFR	2.02	Kajsa Bergqvist	EUR	2.02	Marina Kuptsova RUS 2.00
2006	Yelena Slesarenko	RUS	1.97	Tia Hellebaut	EUR	1.97	Amy Acuff USA 1.94
							Marina Aitova ASI 1.94
2010	Blanka Vlašić	EUR	2.05	Emma Green	EUR	1.95	Levern Spencer AME 1.88
							Nadiya Dusanova APA 1.88
2014	Mariya Kuchina	EUR	1.99	Chaunté Lowe	AME	1.97	Ana Šimić EUR 1.95
2018	Mariya Lasitskené	EUR	2.00	Svetlana Radzivil	APA	1.95	Levern Spencer AME 1.93
Pole Vault (From 2002)							
2002	Annika Becker	GER	4.55	Svetlana Feofanova	RUS	4.40	Dana Cervantés ESP 4.30
2006	Yelena Isinbaeva	RUS	4.60	Fabiana Murer	AME	4.55	Gao Shuying ASI 4.50
2010	Svetlana Feofanova	EUR	4.70	Lisa Ryzih	EUR	4.60	Fabiana Murer AME 4.50
2014	Li Ling	APA	4.55	Angelina Zhuk-Krasnova	EUR	4.45	Lisa Ryzih EUR 4.30
							Alana Boyd APA 4.30
2018	Anzhelika Sidorova	EUR	4.85	Katerina Stefanídi	EUR	4.85	Sandi Morris AME 4.85
Long Jump							
1977	Lynette Jacenko	OCE	6.54	Jarmila Nygrýnová	EUR	6.48	Tatyana Skachko URS 6.48
1979	Anita Stukané	URS	6.64	Brigitte Wujak	GDR	6.55	Kathy McMillan USA 6.31
1981	Sigrid Ulbricht	GDR	6.80	Jodi Anderson	USA	6.61	Anna Włodarczyk EUR 6.59

YEAR	FIRST		SECOND		THIRD		WIND		
1985	Heike Drechsler	GDR	7.27	Galina Chistyakova	URS	7.00	Carol Lewis	USA	6.88
1989	Galina Chistyakova	URS	7.10	Marieta ilcu	EUR	6.71	Nicole Boegman	OCE	6.64
1992	Heike Drechsler	GER	7.16	Yelena Sinchukova	EUN	6.85	Ljudmila Ninova	EUR	6.59
1994	Inessa Kravets	EUR	7.00	Niurka Montalvo	AME	6.70	Christy Opara-Thompson	AFR	6.66
1998	Heike Drechsler	GER	7.07	Marion Jones	USA	7.00	Guan Yingnan	ASI	6.74
2002	Tatyana Kotova	RUS	6.85	Maurren Higa Maggi	AME	6.81	Conchi Montaner	ESP	6.68
2006	Lyudmila Kolchanova	RUS	6.78	Naide Gomes	EUR	6.68	Hrisopiyí Devetzí	EUR	6.64
2010	Yuliya Tarasova	APA	6.70	Yargelis Savigne	AME	6.63	Olga Rypakova	APA	6.60
2014	Éloyse Lesueur	EUR	6.66	Ivana Španović	EUR	6.56	Tianna Bartoletta	AME	6.45
2018	Caterine Ibargüen	AME	6.93	Brooke Stratton	OCE	6.71	Malaika Mihambo	EUR	6.86 (sic)
Triple Jump (From 1992)									
1992	Li Huirong	ASI	13.88	Galina Chistyakova	EUN	13.67	Eloina Echevarría	AME	13.45
1994	Anna Biryukova	EUR	14.46	Sheila Hudson-Strudwick	USA	14.00	Ren Ruiping	ASI	13.84
1998	Olga Vasdhéki	EUR	14.64	Tatyana Lebedeva	RUS	14.36	Yamilé Aldama	AME	14.29
2002	Françoise Mbango	AFR	14.37	Ashia Hansen	GBR	14.32	Carlota Castrejana	ESP	14.13
2006	Tatyana Lebedeva	RUS	15.13	Hrisopiyí Devetzí	EUR	15.04	Yamilé Aldama	AFR	14.78
2010	Olga Rypakova	APA	15.25	Olga Saladuhka	EUR	14.70	Yargelis Savigne	AME	14.63
2014	Caterine Ibargüen	AME	14.52	Yekaterina Koneva	EUR	14.27	Olga Saladukha	EUR	14.26
2018	Caterine Ibargüen	AME	14.76	Olga Rypakova	APA	14.26	Paraskeví Papahristou	EUR	14.22
Shot Put (4kg)									
1977	✘ Helena Fibingerová	EUR	20.63	Svetlana Krachevskaya	URS	20.39	Maren Seidler	USA	15.50
1979	Ilona Slupianek	GDR	20.98	Helena Fibingerová	EUR	19.74	Svetlana Krachevskaya	URS	19.70
1981	Ilona Slupianek	GDR	20.60	Helena Fibingerová	EUR	19.92	María Sarriá	AME	19.21
1985	Natalya Lisovskaya	URS	20.69	Heike Hartwig	GDR	19.98	Helena Fibingerová	EUR	19.17
1989	Huang Zhihong	ASI	20.73	Heike Hartwig	GDR	20.62	Claudia Losch	EUR	20.10
1992	Belsis Laza	AME	19.19	Marina Antonyuk	EUN	17.98	Kathrin Neimke	GER	17.97
1994	Huang Zhihong	ASI	19.45	Belsis Laza	AME	19.07	Astrid Kumbernuss	GER	18.89
1998	Vita Pavlysh	EUR	20.59	Irina Korzhanenko	RUS	19.04	Connie Price-Smith	USA	18.79
2002	Irina Korzhanenko	RUS	20.20	Yumileidi Cumbá	AME	19.14	Astrid Kumbernuss	GER	19.11
2006	Valerie Vili	OCE	19.87	Olga Ryabinkina	RUS	19.54	Yumileidi Cumbá	AME	19.12
2010	✘ Valerie Adams	APA	20.86	Gong Lijiao	APA	20.13	Misleydis González	AME	18.62
2014	Christina Schwanitz	EUR	20.02	Michelle Carter	AME	19.84	Gong Lijiao	APA	19.23
2018	Gong Lijiao	APA	19.63	Raven Saunders	AME	19.74	Christina Schwanitz	EUR	19.73
Discus Throw (1kg)									
1977	Faina Melnyk	URS	68.10	Argentina Menis	EUR	63.38	Sabine Engel	GDR	63.12
1979	Evelin Jahl	GDR	65.18	Svetlana Melnikova	URS	65.14	María Betancourt	AME	62.84
1981	Evelin Jahl	GDR	66.70	Mariya Petkova	EUR	66.30	Galina Savinkova	URS	63.96
1985	Martina Opitz	GDR	69.78	Galina Savinkova	URS	67.30	Maritza Martén	AME	66.54
1989	Ilke Wyludda	GDR	71.54	Hou Xuemei	ASI	66.04	Maritza Martén	AME	65.40
1992	Maritza Martén	AME	69.30	Ilka Wyludda	GER	67.90	Min Chunfeng	ASI	63.38
1994	Ilke Wyludda	GER	65.30	Ellina Zvereva	EUR	63.86	Daniela Costian	OCE	63.38
1998	Franka Dietzsch	GER	67.07	Nicoleta Grasu	EUR	66.25	Natalya Sadova	RUS	64.38
2002	Beatrice Faumuina	OCE	62.47	Ekateríni Vóggoli	EUR	61.77	Natalya Sadova	RUS	61.30
2006	Franka Dietzsch	EUR	66.07	Aretha Thurmond	USA	61.83	Song Aimin	ASI	61.47
2010	Li Yanfeng	APA	63.79	Sandra Perković	EUR	63.29	Yarelis Barrios	AME	62.58
2014	Gia Lewis-Smallwood	AME	64.55	Dani Samuels	APA	64.39	Sandra Perković	EUR	62.08
2018	Yaimé Pérez	AME	65.30	Sandra Perković	EUR	68.44	Chen Yang	APA	63.34 (sic)
Hammer Throw (From 2002) (4kg)									
2002	Gu Yuan	ASI	70.75	Yipsi Moreno	AME	69.65	Olga Kuzenkova	RUS	66.98
2006	Kamila Skolimowska	POL	75.29	Tatyana Lysenko	RUS	74.44	Yipsi Moreno	AME	73.99
2010	Tatyana Lysenko	EUR	73.88	Zhang Wenxiu	APA	73.69	Yipsi Moreno	AME	72.73
2014	Anita Włodarczyk	EUR	75.21	Amanda Bingson	AME	72.38	Martina Hrašnová	EUR	70.47
2018	DeAnna Price	AME	75.46	Anita Włodarczyk	EUR	73.45	Luo Na	APA	67.39
Javelin Throw (600g)									
1977	Ruth Fuchs	GDR	62.36	Nadezhda Yakubovich	URS	62.02	Tessa Sanderson	EUR	60.30
1979	Ruth Fuchs	GDR	66.10	Eva Raduly-Zörgö	EUR	65.82	M ^a Caridad Colón	AME	63.50
1981	Antoaneta Todorova	EUR	70.08	Petra Felke	GDR	66.60	Karin Smith	USA	63.04
1985	Olga Gavrilova	URS	66.80	Petra Felke	GDR	66.22	Fatima Whitbread	EUR	65.12
1989	Petra Felke	GDR	70.32	Li Zhang	ASI	61.50	Laverne Eve	AME	60.32
1992	Tessa Sanderson	EUR	61.86	Irina Kostyuchenkova	EUN	58.10	Dulce García	AME	58.08
1994	Trine Hattestad	EUR	66.48	Isel López	AME	61.40	Karen Forkel	GER	61.26
1998	Joanna Stone	OCE	69.85	Sonia Bisset	AME	65.50	Mikaela Ingberg	EUR	64.24
2002	Osleidys Menéndez	AME	64.41	Tatyana Shikolenko	RUS	60.11	Mikaela Ingberg	EUR	60.08
2006	Steffi Nerius	EUR	63.37	Sonia Bisset	AME	61.74	Justine Robbeson	AFR	61.38

YEAR	FIRST	SECOND	THIRD
2010✕	Sunette Viljoen AFR 62.21	Kim Mickle APA 61.36	Linda Stahl EUR 60.37
2014	Barbora Špotáková EUR 65.52	Sunette Viljoen AFR 63.76	Liz Gleadle AME 61.38
2018	Lu Huihui APA 63.88	Christin Hussong EUR 62.96	Kara Winger AME 60.38
4 x 100 Metres Relay			
1977	Europe 42.51	GDR 42.65	USSR 42.91
1979	Europe 42.19	GDR 42.32	USSR 42.52
1981	GDR 42.22	United States 42.82	USSR 43.01
1985	GDR 41.37	USSR 42.54	Europe 43.38
1989	GDR 42.21	USSR 42.76	United States 42.83
1992	Asia 43.63	Europe 44.02	Africa 44.21
1994	Africa 42.92	Germany 43.22	Oceania 43.36
1998	United States 42.00	Americas 42.44	Germany 42.81
2002✕	Americas 41.91	Africa 42.99	Europe 43.30
2006	Americas 42.26	Russia 42.36	Africa 43.61
2010	Americas 43.07	Europe 43.77	Africa 43.88
2014	Americas 42.44	Europe 42.98	Asia-Pacific 45.40
2018	Americas 42.11	Europe 42.55	Asia-Pacific 42.93
4 x 400 Metres Relay			
1977	GDR 3:24.04	Europe 3:25.8	USSR 3:27.0
1979	GDR 3:20.37	USSR 3:23.04	United States 3:27.36
1981	GDR 3:20.62	Europe 3:23.03	Americas 3:26.42
1985	GDR 3:19.49	USSR 3:20.60	Europe 3:28.47
1989	Americas 3:23.05	GDR 3:23.97	USSR 3:26.15
1992	Americas 3:29.73	Unified Team 3:30.43	Africa 3:31.90
1994	Great Britain & NI 3:27.36	Germany 3:27.59	Americas 3:27.91
1998	Germany 3:24.26	Americas 3:24.39	Russia 3:25.15
2002✕	Americas 3:23.53	Russia 3:26.59	Africa 3:26.84
2006	Americas 3:19.84	United States 3:20.69	Russia 3:21.21
2010✕	Americas 3:26.37	Africa 3:27.99	Asia-Pacific 3:33.32
2014	Americas 3:20.93	Europe 3:24.12	Africa 3:25.51
Universal 4x400 Metres Relay			
2018	Americas 3:13.01	Africa 3:16.19	Asia-Pacific 3:18.55

WORLD ATHLETICS 10/15 KILOMETRE ROAD RACE FOR WOMEN

Venues - 1983: San Diego (4 Dec); 1984: Madrid (11 Nov); 1985: Gateshead (2 Dec); 1986: Lisboa (9 Nov); 1987: Monte Carlo (21 Nov); 1988: Adelaide (20 Mar); 1989: Rio de Janeiro (23 Sep); 1990: Dublin (14 Oct); 1991: Nieuwegein (13 Oct).
Discontinued after 1991

Individuals (10km in 1983 & 1984)

1983	Wendy Sly GBR 32:23	Betty Springs USA 32:23	Lesley Welsh USA 32:41
1984	Aurora Cunha POR 33:04	Rosa Mota POR 33:18	Carole Bradford GBR 33:25
1985	Aurora Cunha POR 49:17	Judi St. Hilaire USA 49:25	Carole Bradford GBR 49:59
1986	Aurora Cunha POR 48:31	Rosa Mota POR 48:35	Carla Beurskens NED 48:36
1987	Ingrid Kristiansen NOR 47:17	Nancy Tinari CAN 48:53	Maria Curatolo ITA 49:15
1988	Ingrid Kristiansen NOR 48:24	Wang Xiuting CHN 50:18	Zoya Ivanova URS 50:28
1989	Wang Xiuting CHN 49:34	Zhong Huandi CHN 49:44	Aurora Cunha POR 50:06
1990	Iulia Negură ROU 50:14	Francie Larrieu Smith USA 50:15	Zhong Huandi CHN 50:19
1991	Iulia Negură ROU 48:42	Andrea Wallace GBR 48:43	Uta Pippig GER 48:44

Teams (Aggregate times in 1984, otherwise place points)

1983	United States 12	Canada 19	Ireland 32
1984	Great Britain & NI 1:41:24	Portugal 1:42:33	United States 1:43:11
1985	Great Britain & NI 19	USSR 20	United States 36
1986	USSR 20	Portugal 24	United States 26
1987	Portugal 32	USSR 32	Great Britain & NI 46
1988	USSR 21	China 31	Portugal 37
1989	China 10	Portugal 15	USSR 24
1990	Portugal 27	USSR 47	FRG 62
1991	Germany 22	Romania 24	USSR 31

YEAR	FIRST	SECOND	THIRD
------	-------	--------	-------

WORLD ATHLETICS ROAD RELAY CHAMPIONSHIPS

Venues - 1992: Funchal (Madeira: 9/10 May); 1994: Litókhoron (16/17 Apr); 1996: København (13/14 Apr); 1998: Manaus (18/19 Apr). Stages of 5km-10km-5km-10km-5km-7.195km. Discontinued after 1998

MEN

1992	Kenya	2:00:02	Portugal	2:01:34	Great Britain & NI	2:02:34
1994	Morocco	1:57:56	Ethiopia	1:58:51	Kenya	2:00:51
1996	Kenya	2:00:40	Brazil	2:01:24	Ethiopia	2:01:50
1998	Kenya	2:01:13	Ethiopia	2:03:47	Brazil	2:04:50

WOMEN

1992	Portugal	2:20:14	Denmark	2:24:42	Spain	2:25:06
1994	Russia	2:17:19	Ethiopia	2:19:09	Romania	2:19:18
1996	Ethiopia	2:16:04	Romania	2:18:41	Japan	2:18:58
1998	Ethiopia	2:21:15	Kenya	2:21:49	Romania	2:24:13

WORLD ATHLETICS FINAL

Venues - 2003: Monaco (13/14 Sep), Hammer Throw at Szombathley (7 Sep); 2004: Monaco (18/19 Sep), Hammer Throw at Szombathley (5 Sep); 2005: Monaco (18/19 Sep), Hammer Throw at Szombathley (3 Sep); 2006: Stuttgart (9/10 Sep); 2007: Stuttgart (22/23 Sep); 2008: Stuttgart (20/21 Sep); 2009: Thessaloniki (12/13 Sep). Discontinued after 2009

MEN**100 Metres**

2003	Bernard Williams	USA	10.04	John Capel	USA	10.05	Uchenna Emedolu	NGR	10.08	1.9
2004	Asafa Powell	JAM	9.98	Francis Obikwelu	POR	10.10	Aziz Zakari	GHA	10.15	-1.6
2005	Marc Burns	TTO	10.00	Aziz Zakari	GHA	10.01	Dwight Thomas	JAM	10.01	-0.6
2006	Asafa Powell	JAM	9.89	Leonard Scott	USA	9.91	Tyson Gay	USA	9.92	0.9
2007	Asafa Powell	JAM	9.83	Jaysuma Saidu Ndure	NOR	10.06	Michael Frater	JAM	10.11	-0.3
2008	Asafa Powell	JAM	9.87	Nesta Carter	JAM	10.07	Michael Frater	JAM	10.10	0.4
2009	Tyson Gay	USA	9.88	Asafa Powell	JAM	9.90	Darvis Patton	USA	10.00	-0.2

200 Metres

2003	Joshua J. Johnson	USA	20.35	Shawn Crawford	USA	20.37	Stéphane Buckland	MRI	20.44	0.1
2004	Asafa Powell	JAM	20.06	Frankie Fredericks	NAM	20.31	Stéphan Buckland	MRI	20.41	0.7
2005	Tyson Gay	USA	19.96	Chris Williams	JAM	20.19	Wallace Spearmon	USA	20.21	-1.5
2006	Tyson Gay	USA	19.68	Wallace Spearmon	USA	19.88	Usain Bolt	JAM	20.10	-0.1
2007	Jaysuma Saidu Ndure	NOR	19.89	Wallace Spearmon	USA	20.18	Rodney Martin	USA	20.27	1.3
2008	Stéphane Buckland	MRI	20.57	Paul Hession	IRL	20.58	Brendan Christian	ANT	20.61	-0.1
2009	Usain Bolt	JAM	19.68	Wallace Spearmon	USA	20.21	Brendan Christian	ANT	20.65	-0.3

400 Metres

2003	Michael Blackwood	JAM	45.25	Alleyne Francique	GRN	45.25	Eric Milazar	MRI	45.67
2004	Michael Blackwood	JAM	44.95	Derrick Brew	USA	44.97	Otis Harris	USA	45.06
2005	Tyree Washington	USA	44.51	Tim Benjamin	GBR	44.56	Chris Brown	BAH	44.68
2006	Jeremy Wariner	USA	44.02	Gary Kikaya	COD	44.10	LaShawn Merritt	USA	44.14
2007	LaShawn Merritt	USA	44.58	Tyler Christopher	CAN	44.87	Angelo Taylor	USA	44.92
2008	LaShawn Merritt	USA	44.50	Jeremy Wariner	USA	44.51	Chris Brown	BAH	45.36
2009	LaShawn Merritt	USA	44.93	Chris Brown	BAH	45.49	David Neville	USA	45.60

800 Metres

2003	Wilfred Bungei	KEN	1:45.97	Joseph Mutua	KEN	1:46.13	André Bucher	SUI	1:46.28
2004	Youssef Saad Kamel	BRN	1:45.91	Joseph Mutua	KEN	1:46.13	Bram Som	NED	1:46.33
2005	Wilfred Bungei	KEN	1:47.05	Youssef Saad Kamel	BRN	1:47.13	Yuriy Borzakovsky	RUS	1:47.18
2006	Mbulaeni Mulaudzi	RSA	1:46.99	Bram Som	NED	1:47.10	Wilfred Bungei	KEN	1:47.22
2007	Youssef Saad Kamel	BRN	1:45.61	Mbulaeni Mulaudzi	RSA	1:45.67	Belal Mansoor Ali	BRN	1:45.93
2008	Alfred Kirwa Yego	KEN	1:49.05	Abraham Chepkirwok	UGA	1:49.22	Youssef Saad Kamel	BRN	1:49.40
2009	David Rudisha	KEN	1:44.85	Gary Reed	CAN	1:45.23	Mbulaeni Mulaudzi	RSA	1:45.53

1500 Metres

2003	Paul Korir	KEN	3:40.09	Alex Kipchirchir	KEN	3:40.21	Ivan Heshko	UKR	3:40.72
2004	Ivan Heshko	UKR	3:44.92	Alex Kipchirchir	KEN	3:44.95	Laban Rotich	KEN	3:45.38
2005	Ivan Heshko	UKR	3:33.50	Bernard Lagat	USA	3:33.55	Alex Kipchirchir	KEN	3:33.71
2006	Alex Kipchirchir	KEN	3:32.76	Bernard Lagat	USA	3:32.93	Augustine Chogo	KEN	3:33.37
2007	Daniel Kipchirchir Komen	KEN	3:37.96	Mehdi Baala	FRA	3:38.35	Suleiman Simotwo	KEN	3:38.36
2008	Haron Keitany	KEN	3:37.92	Asbel Kiprop	KEN	3:37.93	Nick Willis	NZL	3:38.22
2009	William Biwott	KEN	3:35.04	Leonel Manzano	USA	3:35.40	Augustine Chogo	KEN	3:35.46

YEAR	FIRST		SECOND		THIRD			
3000 Metres								
2003	Kenenisa Bekele	ETH	7:36.98	John Kibowen	KEN	7:38.21	Abraham Chebii	KEN 7:39.28
2004	Eliud Kipchoge	KEN	7:38.67	James Kwalia	KEN	7:39.40	Mulugeta Wondimu	ETH 7:39.60
2005	Bernard Lagat	USA	7:38.00	Eliud Kipchoge	KEN	7:38.95	Augustine Choge	KEN 7:39.99
2006	Tariku Bekele	ETH	7:38.98	Edwin Soi	KEN	7:39.25	Isaac Songok	KEN 7:39.50
2007	Edwin Soi	KEN	7:48.81	Joseph Ebuya	KEN	7:49.70	Mohamed Farah	GBR 7:49.89
2008	Bernard Lagat	USA	8:02.97	Edwin Soi	KEN	8:03.55	Matt Tegenkamp	USA 8:03.56
2009	Kenenisa Bekele	ETH	8:03.79	Bernard Lagat	USA	8:04.00	Sammy Mutahi	KEN 8:04.64
5000 Metres								
2003	Eliud Kipchoge	KEN	13:23.34	Richard Limo	KEN	13:23.95	Gebre-egziabher Gebremariam	ETH 13:24.13
2004	Sileshi Sihine	ETH	13:06.95	Berhanu Dejene	ETH	13:07.91	Augustine Choge	KEN 13:09.00
2005	Sileshi Sihine	ETH	13:39.40	Boniface Kipro	UGA	13:40.03	Isaac Songok	KEN 13:40.24
2006	Kenenisa Bekele	ETH	13:48.62	Edwin Soi	KEN	13:49.45	Abreham Cherkos	ETH 13:49.66
2007	Edwin Soi	KEN	13:38.16	Micah Kogo	KEN	13:39.91	Moses Masai	KEN 13:39.96
2008	Edwin Soi	KEN	13:22.81	Moses Kipsiro	UGA	13:23.02	Micah Kogo	KEN 13:23.37
2009	Imane Merga	ETH	13:29.75	Micah Kogo	KEN	13:29.76	Edwin Soi	KEN 13:29.76
3000 Metres Steeplechase (91.4cm)								
2003	Saif Saaeed Shaheen	QAT	7:57.38	Paul Kipsiele Koech	KEN	7:57.42	Ezekiel Kemboi	KEN 8:11.79
2004	Saif Saaeed Shaheen	QAT	7:56.94	Ezekiel Kemboi	KEN	8:02.98	Paul Kipsiele Koech	KEN 8:03.21
2005	Paul Kipsiele Koech	KEN	8:07.91	Ezekiel Kemboi	KEN	8:09.04	Brimin Kipruto	KEN 8:09.20
2006	Paul Kipsiele Koech	KEN	8:01.37	Richard Mateelong	KEN	8:08.62	Bouabdallah Tahri	FRA 8:10.86
2007	Paul Kipsiele Koech	KEN	8:00.67	Richard Mateelong	KEN	8:07.66	Brimin Kipruto	KEN 8:11.05
2008	Paul Kipsiele Koech	KEN	8:05.35	Ezekiel Kemboi	KEN	8:15.32	Richard Mateelong	KEN 8:16.05
2009	Ezekiel Kemboi	KEN	8:04.38	Paul Kipsiele Koech	KEN	8:05.47	Bouabdallah Tahri	FRA 8:09.14
110 Metres Hurdles (106.7cm)								
2003	Allen Johnson	USA	13.11	Terrence Trammell	USA	13.17	Stanislav Olijar	LAT 13.25 -1.5
2004	Allen Johnson	USA	13.16	Maurice Wignall	JAM	13.19	Stanislav Olijar	LAT 13.40 -2.0
2005	Allen Johnson	USA	13.09	Dominique Arnold	USA	13.10	Terrence Trammell	USA 13.17 -1.4
2006	Liu Xiang	CHN	12.93	Dayron Robles	CUB	13.00	Allen Johnson	USA 13.01 -0.6
2007	Dayron Robles	CUB	12.92	David Payne	USA	13.08	Terrence Trammell	USA 13.15 0.9
2008	David Oliver	USA	13.22	Petr Svoboda	CZE	13.33	Ryan Wilson	USA 13.54 -1.3
2009	Ryan Brathwaite	BAR	13.16	Dexter Faulk	USA	13.26	Dwight Thomas	JAM 13.29 -0.3
400 Metres Hurdles (91.4cm)								
2003	Felix Sánchez	DOM	47.80	Kemel Thompson	JAM	48.50	Danny McFarlane	JAM 48.66
2004	Bershawn Jackson	USA	47.86	James Carter	USA	48.06	Kemel Thompson	JAM 48.06
2005	Bershawn Jackson	USA	48.05	Kemel Thompson	JAM	48.09	LJ van Zyl	RSA 48.11
2006	Periklis Iakovakis	GRE	47.92	LJ van Zyl	RSA	48.08	Bershawn Jackson	USA 48.24
2007	Marek Plawgo	POL	48.35	Kerron Clement	USA	48.35	James Carter	USA 48.36
2008	Kerron Clement	USA	48.96	Danny McFarlane	JAM	49.00	Isa Phillips	JAM 49.22
2009	Kerron Clement	USA	48.11	LJ van Zyl	RSA	48.74	Periklis Iakovákis	GRE 48.90
High Jump								
2003	Yaroslav Rybakov	RUS	2.30	Stefan Holm	SWE	2.30	Jamie Nieto	USA 2.30
2004	Stefan Holm	SWE	2.33	Yaroslav Rybakov	RUS	2.30	Mark Boswell	CAN 2.30
2005	Victor Moya	CUB	2.35	Vyacheslav Voronin	RUS	2.32	Stefan Holm	SWE 2.32
							Yaroslav Rybakov	RUS 2.32
2006	Linus Thörnblad	SWE	2.33	Andrey Silnov	RUS	2.33	Stefan Holm	SWE 2.29
							Yaroslav Rybakov	RUS 2.29
2007	Donald Thomas	BAH	2.32	Stefan Holm	SWE	2.30	Linus Thörnblad	SWE 2.27
2008	Andrey Silnov	RUS	2.35	Stefan Holm	SWE	2.33	Jesse Williams	USA 2.29
2009	Yaroslav Rybakov	RUS	2.34	Jaroslav Bába	CZE	2.32	Jesse Williams	USA 2.29
Pole Vault								
2003	Tim Lobinger	GER	5.91	Okkert Brits	RSA	5.86	Dmitri Markov	AUS 5.76
2004	Tim Mack	USA	6.01	Toby Stevenson	USA	5.70	Derek Miles	USA 5.70
2005	Brad Walker	USA	5.86	Tim Lobinger	GER	5.70	Giuseppe Gibilisco	ITA 5.60
							Igor Pavlov	RUS 5.60
2006	Paul Burgess	AUS	5.82	Toby Stevenson	USA	5.82	Tim Lobinger	GER 5.82
2007	Brad Walker	USA	5.91	Björn Otto	GER	5.86	Steven Hooker	AUS 5.81
2008	Derek Miles	USA	5.80	Brad Walker	USA	5.70	Maksym Mazuryk	UKR 5.60
2009	Maksym Mazuryk	UKR	5.70	Derek Miles	USA	5.60	Daniel Dossévi	FRA 5.60
Long Jump								
2003	Dwight Phillips	USA	8.31	Hussein Al-Sabee	KSA	8.30	Ignisious Gaisah	GHA 8.26
2004	Ignisious Gaisah	GHA	8.32	Dwight Phillips	USA	8.26	John Moffitt	USA 8.05
2005	Dwight Phillips	USA	8.46	Miguel Pate	USA	8.30	James Beckford	JAM 8.28
2006	Irving Saladino	PAN	8.41	Mohamed Salman Al-Khuwailidi	KSA	8.34	Louís Tsátoumas	GRE 8.29

YEAR	FIRST	SECOND	THIRD
2007	Andrew Howe ITA 8.35	Brian Johnson USA 8.16	Khotso Mokoena RSA 8.12
2008	Fabrice Lapierre AUS 8.14	Hussein Taher Al-Sabee KSA 8.13	Mohamed Salman Al-Khuwalidi KSA 8.04
2009	Fabrice Lapierre AUS 8.33w	Dwight Phillips USA 8.24	Khotso Mokoena RSA 8.17

Triple Jump

2003	Christian Olsson SWE 17.55	Walter Davis USA 17.09	Kenta Bell USA 16.95
2004	Christian Olsson SWE 17.66	Danila Burkenya RUS 17.20	Kenta Bell USA 17.16
2005	Yoandri Betanzos CUB 17.46	Jadel Gregório BRA 17.32	Walter Davis USA 17.23
2006	Yoandri Betanzos CUB 17.29	Jadel Gregório BRA 17.12	Walter Davis USA 16.98
2007	Walter Davis USA 17.35	Aarik Wilson USA 17.34	Nelson Évora POR 17.30
2008	Nelson Évora POR 17.24	Jadel Gregório BRA 17.09	Randy Lewis GRN 17.01
2009	David Girat CUB 17.45	Leevan Sands BAH 17.19	Momchil Karailiev BUL 17.18

Shot Put (7.26kg)

2003	Christian Cantwell USA 20.93	Yuriy Belonog UKR 20.53	Andrei Mikhnevich BLR 20.51
2004	Joachim B. Olsen DEN 21.46	Adam Nelson USA 20.80	Manuel Martínez ESP 20.67
2005	Adam Nelson USA 21.92	Joachim B. Olsen DEN 21.03	Reese Hoffa USA 20.87
2006	Reese Hoffa USA 21.05	Christian Cantwell USA 20.94	Rutger Smith NED 20.74
2007	Reese Hoffa USA 20.98	Adam Nelson USA 20.95	Dan Taylor USA 20.74
2008	Tomasz Majewski POL 20.88	Christian Cantwell USA 20.73	Daniel Taylor USA 20.38
2009	Christian Cantwell USA 22.07	Tomasz Majewski POL 21.21	Pavel Sofin RUS 20.82

Discus Throw (2kg)

2003	Virgilijus Alekna LTU 68.30	Róbert Fazekas HUN 66.08	Vasiliy Kaptyukh BLR 65.85
2004	Mario Pestano ESP 64.11	Zoltán Kóvágó HUN 64.09	Aleksander Tammert EST 63.69
2005	Virgilijus Alekna LTU 67.64	Gerd Kanter EST 66.01	Zoltán Kóvágó HUN 65.65
2006	Virgilijus Alekna LTU 68.63	Gerd Kanter EST 68.47	Aleksander Tammert EST 64.94
2007	Gerd Kanter EST 66.54	Virgilijus Alekna LTU 65.94	Piotr Małachowski POL 65.35
2008	Gerd Kanter EST 68.38	Piotr Małachowski POL 66.07	Robert Harting GER 65.76
2009	Virgilijus Alekna LTU 67.63	Robert Harting GER 66.37	Piotr Małachowski POL 65.60

Hammer Throw (7.26kg)

2003	Adrián Annus HUN 82.10	Libor Charfreitag SVK 81.22	Ivan Tikhon BLR 80.84
2004	Olli-Pekka Karjalainen FIN 81.43	Krisztian Pars HUN 79.17	Primož Kozmus SLO 77.21
2005	Olli-Pekka Karjalainen FIN 79.81	Vadim Devyatovski BLR 78.98	Krisztian Pars HUN 78.32
2006	Koji Murofushi JPN 81.42	Ivan Tikhon BLR 81.12	Krisztian Pars HUN 80.41
2007	Ivan Tikhon BLR 82.05	Krisztian Pars HUN 78.42	Koji Murofushi JPN 77.95
2008	Primož Kozmus SLO 79.99	Krisztian Pars HUN 79.37	Koji Murofushi JPN 78.99
2009	Primož Kozmus SLO 79.80	Igors Sokolovs LAT 79.32	Krisztian Pars HUN 77.49

Javelin Throw (800g)

2003	Sergey Makarov RUS 85.66	Jan Železný CZE 84.33	Boris Henry GER 81.00
2004	Breaux Greer USA 87.68	Andreas Thorkildsen NOR 82.52	Jan Železný CZE 82.01
2005	Tero Pitkämäki FIN 91.33	Andreas Thorkildsen NOR 89.60	Sergey Makarov RUS 86.69
2006	Andreas Thorkildsen NOR 89.50	Tero Pitkämäki FIN 88.25	Peter Esenwein GER 85.30
2007	Tero Pitkämäki FIN 88.19	Andreas Thorkildsen NOR 85.06	Magnus Arvidsson SWE 83.37
2008	Vadims Vasilevskis LAT 86.65	Andreas Thorkildsen NOR 83.77	Tero Pitkämäki FIN 81.64
2009	Andreas Thorkildsen NOR 87.75	Tero Pitkämäki FIN 84.09	Mark Frank GER 82.46

WOMEN**100 Metres**

2003	Chryste Gaines USA 10.86	Christine Arron FRA 11.04	Torri Edwards USA 11.06	1.2
2004	Veronica Campbell JAM 10.91	Aleen Bailey JAM 11.16	Lauryn Williams USA 11.21	0.0
2005	Veronica Campbell JAM 10.92	Christine Arron FRA 10.93	Lauryn Williams USA 11.04	-0.2
2006	Sherone Simpson JAM 10.89	Torri Edwards USA 11.06	Allyson Felix USA 11.07	-0.2
2007	Carmelita Jeter USA 11.10	Allyson Felix USA 11.15	Christine Arron FRA 11.20	-0.6
2008	Shelly-Ann Fraser JAM 10.94	Kerron Stewart JAM 11.06	Marshevet Hooker USA 11.06	0.3
2009	Carmelita Jeter USA 10.67	Shelly-Ann Fraser JAM 10.89	Kerron Stewart JAM 10.90	-0.1

200 Metres

2003	Muriel Hurtis FRA 22.41	Anastasiya Kapachinskaya RUS 22.57	Torri Edwards USA 22.58	1.6
2004	Veronica Campbell JAM 22.64	Debbie Ferguson BAH 22.66	Aleen Bailey JAM 22.84	-2.2
2005	Allyson Felix USA 22.27	Veronica Campbell JAM 22.37	Christine Arron FRA 22.43	-0.6
2006	Allyson Felix USA 22.11	Sanya Richards USA 22.17	Sherone Simpson JAM 22.22	0.6
2007	Muriel Hurtis-Houairi FRA 22.73	Debbie Ferguson-McKenzie BAH 22.74	LaShauntea Moore USA 22.78	0.5
2008	Sanya Richards USA 22.50	Marshevet Hooker USA 22.69	Kerron Stewart JAM 22.72	0.1
2009	Allyson Felix USA 22.29	Sanya Richards USA 22.29	Kerron Stewart JAM 22.42	0.1

YEAR	FIRST			SECOND			THIRD			
400 Metres										
2003	Ana Guevara	MEX	49.34	Lorraine Fenton	JAM	50.29	Tonique Williams	BAH	50.87	
2004	Ana Guevara	MEX	50.13	Monique Hennagan	USA	50.20	Deedee Trotter	USA	50.60	
2005	Sanya Richards	USA	49.52	Tonique Williams-Darling	BAH	49.54	Deedee Trotter	USA	50.64	
2006	Sanya Richards	USA	49.25	Novlene Williams	JAM	50.36	Shericka Williams	JAM	50.44	
2007	Sanya Richards	USA	49.27	Novlene Williams	JAM	50.12	Christine Ohuruogu	GBR	50.20	
2008	Sanya Richards	USA	50.41	Christine Ohuruogu	GBR	50.83	Novlene Williams	JAM	51.30	
2009	Sanya Richards	USA	49.95	Novlene Williams-Mills	JAM	50.34	Shericka Williams	JAM	50.49	
800 Metres										
2003	Maria Mutola	MOZ	1:59.59	Kelly Holmes	GBR	1:59.92	Mina Ait Hammou	MAR	1:59.97	
2004	Hasna Benhassi	MAR	2:01.42	Jearl Miles-Clark	USA	2:01.73	Mina Ait Hammou	MAR	2:01.78	
2005	Zulia Calatayú	CUB	1:59.07	Hasna Benhassi	MAR	1:59.86	Mayte Martínez	ESP	2:00.36	
2006	Zulia Calatayú	CUB	1:59.02	Janeth Jepkosgei	KEN	1:59.10	Hasna Benhassi	MAR	1:59.44	
2007	Janeth Jepkosgei	KEN	1:57.87	Mayte Martínez	ESP	1:58.14	Marilyn Okoro	GBR	1:58.76	
2008	Pamela Jelimo	KEN	1:56.23	Janeth Jepkosgei	KEN	1:58.41	Marilyn Okoro	GBR	1:58.64	
2009	Anna Willard	USA	2:00.20	Maggie Vessey	USA	2:00.31	Jenny Meadows	GBR	2:00.41	
1500 Metres										
2003	Süreyya Ayhan	TUR	3:57.72	Jackline Maranga	KEN	4:01.48	Hayley Tullett	GBR	4:01.60	
2004	Kelly Holmes	GBR	4:04.55	Tatyana Tomashova	RUS	4:05.18	Yelena Zadorozhnaya	RUS	4:05.71	
2005	Maryam Jamal	BRN	3:59.35	Tatyana Tomashova	RUS	4:00.28	Natalya Yevdokimova	RUS	4:00.60	
2006	Maryam Jamal	BRN	4:01.58	Tatyana Tomashova	RUS	4:03.26	Yelena Soboleva	RUS	4:03.49	
2007	Maryam Jamal	BRN	4:01.23	Sarah Jamieson	AUS	4:05.43	Agnes Samaria	NAM	4:05.44	
2008	Maryam Jamal	BRN	4:06.59	Gelete Burka	ETH	4:07.45	Iryna Lishchynska	UKR	4:07.65	
2009	Nancy Jebet Langat	KEN	4:13.63	Hannah England	GBR	4:14.05	Christin Wurth-Thomas	USA	4:14.10	
3000 Metres										
2003	Edith Masai	KEN	8:36.82	Yelena Zadorozhnaya	RUS	8:37.40	Jo Pavey	GBR	8:37.89	
2004	Meseret Defar	ETH	8:36.46	Yelena Zadorozhnaya	RUS	8:37.65	Lidia Chojecka	POL	8:39.16	
2005	Meseret Defar	ETH	8:47.26	Gelete Burka	ETH	8:48.65	Zakia Mrisho	TAN	8:49.63	
2006	Meseret Defar	ETH	8:34.22	Tirunesh Dibaba	ETH	8:34.74	Vivian Cheruiyot	KEN	8:38.86	
2007	Meseret Defar	ETH	8:27.24	Vivian Cheruiyot	KEN	8:28.66	Priscah Cheronon	KEN	8:29.06	
2008	Meseret Defar	ETH	8:43.60	Vivian Cheruiyot	KEN	8:44.64	Jane Kiptoo	KEN	8:47.65	
2009	Meseret Defar	ETH	8:30.15	Vivian Cheruiyot	KEN	8:30.61	Wude Ayalew	ETH	8:30.93	
5000 Metres										
2003	Elvan Abeylegesse	TUR	14:56.25	Derartu Tulu	ETH	14:56.93	Tirunesh Dibaba	ETH	14:57.87	
2004	Elvan Abeylegesse	TUR	14:59.19	Isabella Ochichi	KEN	14:59.48	Ejagayou Dibaba	ETH	14:59.52	
2005	Meseret Defar	ETH	14:45.87	Tirunesh Dibaba	ETH	14:46.84	Berhane Adere	ETH	14:46.91	
2006	Tirunesh Dibaba	ETH	16:04.77	Meseret Defar	ETH	16:04.78	Isabella Ochichi	KEN	16:07.39	
2007	Vivian Cheruiyot	KEN	14:56.94	Sylvia Kibet	KEN	14:57.37	Priscah Cheronon	KEN	14:58.97	
2008	Meseret Defar	ETH	14:53.82	Vivian Cheruiyot	KEN	14:54.60	Meselech Melkamu	ETH	14:58.76	
2009	Meseret Defar	ETH	15:25.31	Tirunesh Dibaba	ETH	15:25.92	Vivian Cheruiyot	KEN	15:26.21	
3000 Metres Steeplechase (76.2cm)										
2005	Dorcus Inzikuru	UGA	9:21.80	Wioletta Janowska	POL	9:25.47	Mardrea Hyman	JAM	9:27.21	
2006	Alesya Turova	BLR	9:27.08	Cheruto Kiptum	KEN	9:28.60	Salome Chepchumba	KEN	9:29.58	
2007	Eunice Jepkorir	KEN	9:35.03	Roisin Mcgettigan	IRL	9:35.86	Cristina Casandra	ROU	9:36.38	
2008	Gulnara Samitova-Galkina	RUS	9:21.73	Eunice Jepkorir	KEN	9:24.03	Ruth Bisibori	KEN	9:24.38	
2009	Ruth Bisibori	KEN	9:13.43	Milcah Chemos	KEN	9:20.19	Gladys Kipkemboi	KEN	9:21.18	
100 Metres Hurdles (76.2cm)										
2003	Gail Devers	USA	12.45	Glory Alozie	ESP	12.66	Miesha McKelvy	USA	12.69	1.3
2004	Joanna Hayes	USA	12.58	Jenny Adams	USA	12.68	Lacena Golding-Clarke	JAM	12.69	1.0
2005	Michelle Perry	USA	12.54	Brigitte Foster-Hylton	JAM	12.55	Delloreen Ennis-London	JAM	12.57	-0.8
2006	Michelle Perry	USA	12.52	Damu Cherry	USA	12.56	Perdita Felicien	CAN	12.58	0.6
2007	Michelle Perry	USA	12.68	Josephine Onyia	ESP	12.70	Delloreen Ennis-London	JAM	12.72	-0.3
2008	Lolo Jones	USA	12.56	Delloreen Ennis-London	JAM	12.56	Dawn Harper	USA	12.67	0.3
2009	Brigitte Foster-Hylton	JAM	12.58	Dawn Harper	USA	12.61	Delloreen Ennis-London	JAM	12.61	-0.1
400 Metres Hurdles (83.8cm)										
2003	Sandra Glover	USA	53.65	Andrea Blackett	BAR	54.28	Ionela Tirlea	ROU	54.44	
2004	Sandra Glover	USA	54.57	Tatyana Tereshchuk-Antipova	UKR	54.64	Brenda Taylor	USA	55.00	
2005	Lashinda Demus	USA	53.37	Yuliya Nosova-Pechonkina	RUS	53.80	Sandra Glover	USA	54.09	
2006	Lashinda Demus	USA	53.42	Tiffany Ross-Williams	USA	54.22	Tatyana Tereshchuk-Antipova	UKR	54.76	
2007	Anna Jesień	POL	54.17	Jana Rawlinson	AUS	54.19	Melaine Walker	JAM	54.31	
2008	Melaine Walker	JAM	54.06	Anastasiya Rabchenyuk	UKR	54.92	Tiffany Williams	USA	55.16	
2009	Melaine Walker	JAM	53.36	Kaliese Spencer	JAM	53.99	Josanne Lucas	TTO	54.31	

YEAR	FIRST			SECOND			THIRD		
High Jump									
2003	Hestrie Cloete	RSA	2.01	Vita Palamar	UKR	2.01	Kajsa Bergqvist	SWE	1.99
2004	Yelena Slesarenko	RUS	2.01	Viktoriya Styopina	UKR	1.98	Irina Mikhailchenko	UKR	1.98
2005	Kajsa Bergqvist	SWE	2.00	Irina Mikhailchenko	UKR	1.93	Vita Palamar	UKR	1.93
2006	Kajsa Bergqvist	SWE	1.98	Tia Hellebaut	BEL	1.98	Venelina Veneva	BUL	1.98
2007	Blanka Vlašić	CRO	2.00	Antonietta Di Martino	ITA	1.97	Anna Chicherova	RUS	1.97
2008 X	Blanka Vlašić	CRO	2.01	Tia Hellebaut	BEL	1.97	Ariane Friedrich	GER	1.97
2009 X	Blanka Vlašić	CRO	2.04	Antonietta Di Martino	ITA	1.97	Chaunté Lowe	USA	1.97
Pole Vault									
2003	Tanya Polnova	RUS	4.68	Svetlana Feofanova	RUS	4.60	Stacy Dragila	USA	4.50
2004	Yelena Isinbaeva	RUS	4.83	Tanya Polnova	RUS	4.78	Anna Rogowska	POL	4.60
2005	Yelena Isinbaeva	RUS	4.74	Monika Pyrek	POL	4.62	Tanya Polnova	RUS	4.50
2006	Yelena Isinbaeva	RUS	4.75	Monika Pyrek	POL	4.65	Jenn Stuczynski	USA	4.60
2007	Yelena Isinbaeva	RUS	4.87	Monika Pyrek	POL	4.82	Svetlana Feofanova	RUS	4.82
2008	Silke Spiegelburg	GER	4.70	Svetlana Feofanova	RUS	4.70	Monika Pyrek	POL	4.70
2009	Yelena Isinbaeva	RUS	4.80	Fabiana Murer	BRA	4.60			
				Monika Pyrek	POL	4.60			
Long Jump									
2003	Eunice Barber	FRA	7.05	Tatyana Kotova	RUS	6.92	Grace Upshaw	USA	6.60
2004	Irina Simagina	RUS	6.74	Tatyana Lebedeva	RUS	6.72	Tatyana Kotova	RUS	6.65
2005 X	Anju Bobby George	IND	6.75	Grace Upshaw	USA	6.67	Eunice Barber	FRA	6.51
2006	Tatyana Lebedeva	RUS	6.92	Bronwyn Thompson	AUS	6.77	Rose Richmond	USA	6.75
2007	Tatyana Lebedeva	RUS	6.78	Grace Upshaw	USA	6.64	Oksana Udmurtova	RUS	6.52
2008 X	Naide Gomes	POR	6.71	Ksenija Balta	EST	6.65	Grace Upshaw	USA	6.48
2009 X	Brittney Reese	USA	7.08	Yelena Sokolova	RUS	6.81	Olga Kucherenko	RUS	6.61
Triple Jump									
2003	Tatyana Lebedeva	RUS	15.13	Yamilé Aldama	CUB	14.99	Françoise Mbango	CMR	14.83
2004	Françoise Mbango	CMR	15.01	Tatyana Lebedeva	RUS	14.96	Yamilé Aldama	SUD	14.92
2005	Chrisopiýí Devetzi	GRE	14.89	Tatyana Lebedeva	RUS	14.86	Yargelis Savigne	CUB	14.81
2006	Tatyana Lebedeva	RUS	14.82	Chrisopiýí Devetzi	GRE	14.67	Yamilé Aldama	SUD	14.67
2007 X	Yargelis Savigne	CUB	14.78	Tatyana Lebedeva	RUS	14.72	Yamilé Aldama	SUD	14.41
2008 X	Anna Pyatykh	RUS	14.78	Marija Šestak	SLO	14.63	Françoise Mbango	CMR	14.50
2009 X	Mabel Gay	CUB	14.62	Biljana Topić	SRB	14.56	Yamilé Aldama	SUD	14.39
Shot Put (4kg)									
2003	Vita Pavlysh	UKR	19.86	Svetlana Krivelyova	RUS	19.66	Nadezhda Ostapchuk	BLR	19.51
2004	Nadezhda Ostapchuk	BLR	19.23	Krystyna Zabawska	POL	18.27	Lieja Tunks	NED	18.11
2005 X	Valerie Vili	NZL	19.55	Natalia Khoroneko	BLR	18.80	Olga Ryabinkina	RUS	18.64
2006 X	Natalia Khoroneko	BLR	19.81	Valerie Vili	NZL	19.64	Yumileidi Cumbá	CUB	18.78
2007 X	Valerie Vili	NZL	20.40	Nadine Kleinert	GER	19.36	Petra Lammert	GER	19.12
2008	Valerie Vili	NZL	19.69	Nadine Kleinert	GER	19.42	Misleidis González	CUB	18.55
2009 X	Valerie Vili	NZL	21.07	Nadine Kleinert	GER	19.05	Michelle Carter	USA	18.66
Discus Throw (2kg)									
2003	Vera Pospisilová	CZE	65.42	Aretha Hill	USA	65.10	Katerina Vóggoli	GRE	63.55
2004 X	Vera Cechlová	CZE	65.86	Natalya Sadova	RUS	65.57	Aretha Hill	USA	63.43
2005	Natalya Sadova	RUS	63.40	Franka Dietzsch	GER	61.91	Aretha Hill/Thurmond	USA	60.68
2006	Franka Dietzsch	GER	64.73	Nicoleta Grasu	ROU	62.32	Anna Söderberg	SWE	61.50
2007	Franka Dietzsch	GER	62.58	Věra Cechlová	CZE	62.04	Nicoleta Grasu	ROU	61.75
2008 X	Nicoleta Grasu	ROU	62.48	Stephanie Brown Trafton	USA	62.23	Věra Cechlová	CZE	58.72
2009	Yarelis Barrios	CUB	65.86	Žaneta Glanc	POL	63.36	Méline Robert-Michon	FRA	61.74
Hammer Throw (4kg)									
2003	Yipsi Moreno	CUB	73.42	Olga Kuzenkova	RUS	71.16	Mihaela Melinte	ROU	69.27
2004	Olga Kuzenkova	RUS	72.90	Olga Tsander	BLR	72.06	Manuela Montebrun	FRA	70.63
2005 X	Yipsi Moreno	CUB	74.75	Kamila Skolimowska	POL	72.73	Tatyana Lysenko	RUS	72.34
2006	Betty Heidler	GER	75.44	Kamila Skolimowska	POL	73.33	Yipsi Moreno	CUB	71.85
2007	Yipsi Moreno	CUB	73.76	Ivana Brkljačić	CRO	73.22	Clarissa Claretti	ITA	70.34
2008	Yipsi Moreno	CUB	74.09	Martina Hrasnová	SVK	71.40	Anita Włodarczyk	POL	70.97
2009	Betty Heidler	GER	72.03	Clarissa Claretti	ITA	70.56	Martina Hrašnová	SVK	70.45
Javelin Throw (600g)									
2003	Tatyana Shikolenko	RUS	64.47	Steffi Nerius	GER	64.25	Nikolett Szabó	HUN	62.88
2004	Osleidys Menéndez	CUB	66.20	Nikola Brejchová	CZE	64.58	Steffi Nerius	GER	61.16
2005	Osleidys Menéndez	CUB	67.24	Steffi Nerius	GER	66.35	Sonia Bisset	CUB	63.56
2006	Barbora Špotáková	CZE	66.21	Steffi Nerius	GER	65.06	Christina Scherwin	DEN	64.83
2007	Barbora Špotáková	CZE	67.12	Steffi Nerius	GER	64.90	Christina Obergföll	GER	62.47
2008	Barbora Špotáková	CZE	72.28	Christina Obergföll	GER	63.28	Steffi Nerius	GER	62.78
2009 X	Barbora Špotáková	CZE	63.45	Steffi Nerius	GER	62.59	Christina Obergföll	GER	62.14

YEAR	FIRST	SECOND	THIRD
------	-------	--------	-------

WORLD ATHLETICS MARATHON CUP

Venues - 1985: Hiroshima (13/14 Apr); 1987: Seoul (11/12 Apr); 1989: Milano (15/16 Apr); 1991: London (21 Apr); 1993: San Sebastián (31 Oct); 1995: Athína (9 Apr); 1997: Athína (Men – 10 Aug, Women – 9 Aug); 1999: Sevilla (Men – 28 Aug, Women – 29 Aug); 2001: Edmonton (Men – 3 Aug, Women – Aug 12); 2003: Paris (Men – 30 Aug, Women – 31 Aug); 2005: Helsinki (Men – 13 Aug, Women – 14 Aug); 2007: Osaka (Men – 25 Aug, Women – 2 Sep); 2009: Berlin (Men – 22 Aug; Women – 23 Aug); 2011: Daegu (Men – 4 Sep, Women – 27 Aug). Discontinued after 2011

MEN

Individuals

1985	Ahmed Salah	DJI	2:08:09	Takeyuki Nakayama	JPN	2:18:15	Djama Robleh	DJI	2:08:26
1987	Ahmed Salah	DJI	2:10:55	Taisuke Kodama	JPN	2:11:23	Salvatore Bettiol	ITA	2:11:28
1989	Metaferia Zeleke	ETH	2:10:28	Dereje Nedi	ETH	2:10:36	Gianni Poli	ITA	2:10:49
1991	Yakov Tolstikov	URS	2:09:18	Manuel Matias	POR	2:10:21	Jan Huruk	POL	2:10:21
1993	Richard Nerurkar	GBR	2:10:03	Severino Bernardini	ITA	2:10:12	Kebede Gemechu	ETH	2:10:16
1995	Douglas Wakiihuri	KEN	2:12:01	Takahiro Sunada	JPN	2:13:16	Davide Milesi	ITA	2:13:23
1997	Abel Antón	ESP	2:13:16	Martín Fiz	ESP	2:13:21	Steve Moneghetti	AUS	2:14:16
1999	Abel Antón	ESP	2:13:36	Vincenzo Modica	ITA	2:14:03	Nobuyuki Sato	JPN	2:14:07
2001	Gezahegn Abera	ETH	2:12:42	Simon Biwott	KEN	2:12:43	Stefano Baldini	ITA	2:13:18
2003	Jaouad Gharib	MAR	2:08:31	Julio Rey	ESP	2:08:38	Stefano Baldini	ITA	2:09:14
2005	Jaouad Gharib	MAR	2:10:10	Christopher Isegwe	TAN	2:10:21	Tsuyoshi Ogata	JPN	2:11:16
2007	Luke Kibet	KEN	2:15:59	Mubarak Hassan Shami	QAT	2:17:18	Viktor Röthlin	SUI	2:17:25
2009	Abel Kirui	KEN	2:06:54	Emmanuel Mutai	KEN	2:07:48	Tsegay Kebede	ETH	2:08:35
2011	Abel Kirui	KEN	2:07:38	Vincent Kipruto	KEN	2:10:06	Feyisa Lilesa	ETH	2:10:32

Teams

1985	Djibouti	6:27:08	Japan	6:31:43	Ethiopia	6:32:46
1987	Italy	6:36:38	Japan	6:39:23	France	6:43:46
1989	Ethiopia	6:37:20	Italy	6:37:51	France	6:38:51
1991	Great Britain & NI	6:34:59	Portugal	6:35:55	Poland	6:36:12
1993	Ethiopia	6:31:17	Italy	6:32:41	Great Britain & NI	6:34:06
1995	Italy	6:43:42	France	6:48:47	Spain	6:51:05
1997	Spain	6:43:30	Italy	6:55:33	Brazil	7:02:56
1999	Italy	6:45:16	Japan	6:45:42	Ethiopia	6:50:11
2001	Ethiopia	6:43:32	Japan	6:48:36	Italy	6:51:56
2003	Japan	6:30:43	Italy	6:32:19	South Africa	6:35:54
2005	Japan	6:38:39	Kenya	6:46:38	Ethiopia	6:52:14
2007	Japan	6:54:23	Korea	7:12:08	Kenya	7:12:33
2009	Kenya	6:25:28	Ethiopia	6:32:26	Japan	6:41:05
2011	Kenya	6:29:23	Japan	6:41:13	Morocco	6:42:18

WOMEN

Individuals

1985	Katrin Dörre	GDR	2:33:30	Zoya Ivanova	URS	2:34:17	Karolina Szabó	HUN	2:34:57
1987	Zoya Ivanova	URS	2:30:39	Maria Lelut	FRA	2:31:27	Katrin Dörre	GDR	2:31:30
1989	Sue Marchiano	USA	2:30:48	Miyako Miyahara	JPN	2:35:36	Uta Pippig	GDR	2:35:17
1991	Rosa Mota	POR	2:26:14	Francie Larriue Smith	USA	2:27:35	Valentina Yegorova	URS	2:28:18
1993	Wang Junxia	CHN	2:28:16	Zhang Linli	CHN	2:29:42	Zhang Lirong	CHN	2:29:45
1995	Anuța Cătună	ROU	2:31:10	Lidia Șimon	ROU	2:31:46	Cristina Pomacu	ROU	2:32:09
1997	Hiromi Suzuki	JPN	2:29:48	Manuela Machado	POR	2:31:12	Lidia Șimon	ROU	2:31:55
1999	Jong Song-Ok	PRK	2:26:59	Ari Ichihashi	JPN	2:27:02	Lidia Șimon	ROU	2:27:41
2001	Lidia Șimon	ROU	2:26:01	Reiko Tosa	JPN	2:26:06	Svetlana Zakharova	RUS	2:26:18
2003	Catherine Ndereba	KEN	2:23:55	Mizuki Noguchi	JPN	2:24:14	Masako Chiba	JPN	2:25:09
2005	Paula Radcliffe	GBR	2:20:57	Catherine Ndereba	KEN	2:22:01	Constantina Tomescu-Diță	ROU	2:23:19
2007	Catherine Ndereba	KEN	2:30:37	Zhou Chunxiu	CHN	2:30:45	Reiko Tosa	JPN	2:30:55
2009	Bai Xue	CHN	2:25:15	Yoshimi Ozaki	JPN	2:25:25	Aselefech Mergia	ETH	2:25:32
2011	Edna Kiplagat	KEN	2:28:43	Priscah Jeptoo	KEN	2:29:00	Sharon Cherop	KEN	2:29:14

Teams

1985	Italy	7:51:27	USSR	7:53:22	GDR	8:00:02
1987	USSR	7:34:33	GDR	7:42:10	France	7:46:41
1989	USSR	7:51:29	United States	7:56:17	China	7:57:07
1991	USSR	7:30:21	Italy	7:36:37	France	7:38:51
1993	PR of China	7:27:43	Spain	7:33:55	Russia	7:44:07
1995	Romania	7:35:05	Russia	7:47:39	Italy	7:50:46
1997	Japan	7:38:57	Romania	7:52:18	Italy	7:56:31
1999	Japan	7:27:52	Romania	7:34:37	Germany	7:35:41
2001	Japan	7:22:36	Russia	7:26:00	Romania	7:29:44
2003	Japan	7:14:48	Ethiopia	7:24:56	Russia	7:31:04
2005	Kenya	7:12:37	Japan	7:16:35	Great Britain & NI	7:27:04
2007	Kenya	7:35:02	PR of China	7:35:52	Japan	7:37:39
2009	PR of China	7:17:02	Japan	7:22:15	Ethiopia	7:28:17
2011	Kenya	7:26:57	PR of China	7:31:34	Ethiopia	7:32:20

YEAR	GOLD	SILVER	BRONZE	WIND
------	------	--------	--------	------

WORLD ATHLETICS UNDER-18 (youth) CHAMPIONSHIPS

Venues - 1999: Bydgoszcz (16-18 Jul); 2001: Debrecen (11-15 Jul); 2003: Sherbrooke (Jul 9-13); 2005: Marrakech (Jul 13-17); 2007: Ostrava (11-15 Jul); 2009: Bressanone (8-12 Jul); 2011: Lille (Villeneuve d'Ascq) (6-10 Jul); 2013: Donetsk (10-14 Jul); 2015: Cali (15-19 Jul); 2017: Nairobi (12-16 Jul). Discontinued after 2017

MEN

100 Metres

1999	Mark Lewis-Francis	GBR	10.40	Bryan Sears	USA	10.42	Omar Brown	JAM	10.43	1.4
2001	Darrel Brown	TTO	10.31	Willie Hordge	USA	10.41	Jonathan Wade	USA	10.53	-0.2
2003	Yahya Al-Gahes	KSA	10.69	Yahya Hassan Habib	KSA	10.73	Craig Pickering	GBR	10.85	-3.1
2005	Harry Aikines-Aryeetey	GBR	10.35	Alex Nelson	GBR	10.36	Keston Bledman	TTO	10.55	0.8
2007	Dexter Lee	JAM	10.51	Nickel Ashmeade	JAM	10.54	Kenneth Gilstrap	USA	10.65	-0.4
2009	Prezel Hardy	USA	10.57	Aaron Brown	CAN	10.74	Giovanni Galbieri	ITA	10.79	-1.2
2011	Odail Todd	JAM	10.51	Kazuma Oseto	JPN	10.52	Mickael-Meba Zeze	FRA	10.57	-0.3
2013	Mo Youxue	CHN	10.35	Ojie Edoburun	GBR	10.35	Reynier Mena	CUB	10.37	-0.4
2015	Abdul Hakim Sani Brown	JPN	10.28	Derick Silva	BRA	10.49	Rechmial Miller	GBR	10.59	-0.4
2017	Tshenolo Lemao	RSA	10.57	Retshiditswe Mlenga	RSA	10.61	Tyreke Wilson	JAM	10.65	-0.3

200 Metres

1999	Tim Benjamin	GBR	20.72	Omar Brown	JAM	21.09	Bryan Sears	USA	21.16	0.9
2001	Jonathan Wade	USA	20.95	Michael Grant	USA	21.30	Dion Rodriguez	TTO	21.36	-1.1
2003	Usain Bolt	JAM	20.40	Michael Grant	USA	21.04	Jamahl Alert-Khan	GBR	21.35	-1.1
2005	Harry Aikines-Aryeetey	GBR	20.91	Jorge Valcárel	CUB	21.08	Matteo Galvan	ITA	21.14	0.7
2007	Ramone McKenzie	JAM	20.67	Ramil Guliyev	AZE	20.72	Nickel Ashmeade	JAM	20.76	-0.2
2009	Kirani James	GRN	21.05	Alberto Gavaldá	ESP	21.33	Keenan Brock	USA	21.39	-0.9
2011	Stephen Newbold	BAH	20.89	Odail Todd	JAM	21.00	Ronald Darby	USA	21.08	1.1
2013	Michael O'Hara	JAM	20.63	Vitor dos Santos	BRA	20.67	Reynier Mena	CUB	20.79	-1.0
2015	Abdul Hakim Sani Brown	JPN	20.34	Kyle Appel	RSA	20.57	Josephus Lyles	USA	20.74	-0.4
2017	Retshiditswe Mlenga	RSA	21.03	Tshenolo Lemao	RSA	21.12	Luis Brandner	GER	21.23	-0.7

400 Metres

1999	Mandla Nkosi	RSA	46.94	Claudel Garzón	CUB	47.00	Mark van Soest	RSA	47.19
2001	Karol Grzegorzczak	POL	46.90	Piotr Kedzia	POL	47.12	Jermaine Gonzales	JAM	47.51
2003	Nagmeldin Ali Abubakr	SUD	46.10	Cedric Goodman	USA	46.42	Željko Vincek	CRO	47.45
2005	Adam Mohamed Al-Noor	SUD	46.56	Julius Kirwa	KEN	46.70	Bryshon Nellum	USA	46.81
2007	Chris Clarke	GBR	46.74	Kirani James	GRN	46.96	Vladimir Krasnov	RUS	47.03
2009	Kirani James	GRN	45.24	Joshua Mance	USA	46.22	Awadelkarim Makki	SUD	47.15
2011	Arman Hall	USA	46.01	Alfas Kishoyan	KEN	46.58	Patryk Dobek	POL	46.67
2013	Martin Manley	JAM	45.89	Ryan Clark	USA	46.46	Alex Sampao	KEN	46.78
2015	Christopher Taylor	JAM	45.27	Josephus Lyles	USA	45.46	Keshun Reed	USA	45.96
2017	Antonio Watson	JAM	46.59	Daniel Williams	GUY	46.72	Colby Jennings	TKS	46.77

800 Metres

1999	Nicholas Wachira	KEN	1:50.70	Berhanu Alemu	ETH	1:50.79	Mohammad Al-Azemi	KUW	1:51.24
2001	Salem Al-Badri	QAT	1:50.15	Cosmas Rono	KEN	1:50.35	Liao Fu-Pin	TPE	1:51.35
2003	Mohammed Al-Salhi	KSA	1:48.79	Bernard Kiptum	KEN	1:49.14	Abraham Ngeno	KEN	1:49.17
2005	Gilbert Keter	KEN	1:48.42	Jackson Kivuva	KEN	1:48.57	Jan Masenamela	RSA	1:49.73
2007	Geoffrey Kibet	KEN	1:49.99	Ali Saad Al-Daran	KSA	1:50.10	Amine El Manaoui	MAR	1:50.12
2009	Johan Rogestedt	SWE	1:50.92	Peter Kiplangat	KEN	1:50.97	Nicholas Kipkoech	KEN	1:51.01
2011	Leonard Kosencha	KEN	1:44.08	Mohammed Aman	ETH	1:44.68	Timothy Kitum	KEN	1:44.98
2013	Alfred Kipketer	KEN	1:48.01	Konstantin Tolokonnikov	RUS	1:48.29	Kyle Langford	GBR	1:48.32
2015	Willy Tarbei	KEN	1:45.58	Kipyegon Bett	KEN	1:45.86	Luis Pires	BRA	1:48.61
2017	Melese Nberet	ETH	1:47.12	Tolesa Bodena	ETH	1:47.16	Japheth Kibiwott	KEN	1:47.82

1500 Metres

1999	Cornelius Chirchir	KEN	3:44.02	Michael Too	KEN	3:44.70	Osman Yusif	KSA	3:45.53
2001	Isaac Songok	KEN	3:36.78	Sameuel Dadi	ETH	3:39.78	Abdulrahman Suleiman	QAT	3:42.03
2003	Benson Esho	KEN	3:44.94	Samson Kiplagat	KEN	3:45.13	Isaac Mboyaza	RSA	3:48.05
2005	Belal Mansoor Ali	BRN	3:36.98	Ebrahim Bader Khalil	BRN	3:43.70	Abubaker Kaki	SUD	3:45.06
2007	Fredrick Ndunge	KEN	3:44.27	Josphat Kithii	KEN	3:44.68	Dawit Wolde	ETH	3:45.03
2009	Gideon Mageka	KEN	3:37.36	Caleb Ndiku	KEN	3:38.42	Girma Bekele	ETH	3:39.88
2011	Teshome Diressa	ETH	3:39.13	Vincent Mutai	KEN	3:39.17	Jonathan Sawe	KEN	3:39.54
2013	Robert Biwott	KEN	3:36.77	Tesfu Tewelde	ERI	3:42.14	Titus Kibiego	KEN	3:42.97
2015	Kumari Taki	KEN	3:36.38	Mulugeta Asefa	ETH	3:41.10	Lawi Kosgei	KEN	3:41.43
2017	George Manangoi	KEN	3:47.53	Abebe Desasa	ETH	3:48.65	Belete Mekonen	ETH	3:50.64

YEAR	GOLD			SILVER			BRONZE			
3000 Metres										
1999	Pius Muli	KEN	8:08.16	Kenenisa Bekele	ETH	8:09.89	Anouar Assila	MAR	8:13.54	
2001	Markos Geneti	ETH	7:55.82	David Kilel	KEN	7:56.95	James Kwalia	KEN	7:57.71	
2003	Augustine Choge	KEN	7:52.53	Tariku Bekele	ETH	7:54.71	Girma Shimelis	ETH	7:55.12	
2005	Abreham Cherkos	ETH	8:00.90	Ibrahim Jeylan	ETH	8:04.21	Saleh Marzooq Bakheet	BRN	8:04.78	
2007	Daniel Salel	KEN	7:57.18	Lucas Rotich	KEN	7:59.67	Hicham El Amrani	MAR	8:00.98	
2009	Isiah Koech	KEN	7:51.51	David Bett	KEN	7:52.13	Goitom Kifle	ERI	8:05.83	
2011	William Sitonik	KEN	7:40.10	Patrick Mutunga	KEN	7:40.47	Abrar Osman	ERI	7:40.89	
2013	Yomif Kejelcha	ETH	7:53.56	Vedic Cheruiyot	KEN	7:55.60	Alexander Mutiso	KEN	7:56.86	
2015	Richard Yator	KEN	7:54.45	Davis Kiplangat	KEN	7:54.52	Tefera Mosisa	ETH	7:55.04	
2017	Selemon Barega	ETH	7:47.16	Edward Zakayo	KEN	7:49.17	Stanley Waithaka	KEN	7:50.64	
2000 Metres Steeplechase (91.4cm)										
1999	Cheruiyot Cherono	KEN	5:31.89	Lulseged Wale	ETH	5:32.61	Philip Simbolei	KEN	5:41.77	
2001	David Kirwa	KEN	5:33.40	Brimin Kipruto	KEN	5:36.81	Abrham Kebeto	ETH	5:37.76	
2003	Ronald Kipchumba	KEN	5:30.27	Justus Kiprono	KEN	5:31.24	Chris Winter	CAN	5:44.23	
2005*	Abel Mutai	KEN	5:24.69	Bisluke Kiplangat	KEN	5:24.87	Abdelghani Ait Bahmad	MAR	5:26.52	
2007	Legese Lamiso	ETH	5:30.81	Silas Kitum	KEN	5:32.88	Abdellah Dacha	MAR	5:34.49	
2009	Hillary Yego	KEN	5:25.33	Peter Lagat	KEN	5:26.59	Desta Alemu	ETH	5:29.66	
2011	Conseslus Kipruto	KEN	5:28.65	Gilbert Kirui	KEN	5:30.49	Zacharia Kiprotich	UGA	5:37.98	
2013	Meresa Kassaye	ETH	5:19.99	Nicholas Bett	KEN	5:20.92	Justus Lagat	KEN	5:30.00	
2015	Vincent Kipyegon	KEN	5:27.58	Wogene Sebisibe	ETH	5:29.41	Geoffrey Rotich	KEN	5:30.16	
2017	Leonard Bett	KEN	5:32.52	Cleophas Kandie	KEN	5:33.07	Alemu Kitessa	ETH	5:42.10	
* Originally first in 5:23.95 was Tareq Mubarak Taher BRN, but in 2007 he was found to be over-age on investigation by World Athletics										
110 Metres Hurdles (91.4cm)										
1999	Ladji Doucouré	FRA	13.26	Nassim Brahimi	QAT	13.36	Paul Whitty	CAN	13.59	0.8
2001	Nassim Brahimi	QAT	13.27	Marthinus van der Vyver	RSA	13.35	Eddy De Lépine	FRA	13.39	0.2
2003	Jason Richardson	USA	13.29	Mubarak Al-Mabadi	KSA	13.41	Alexander John	GER	13.50	1.9
2005	Cordera Jenkins	USA	13.35	Ryan Brathwaite	BAR	13.44	Gianni Frankis	GBR	13.48	1.1
2007	Wayne Davis	USA	13.18	William Wynne	USA	13.44	Denis Semenov	KAZ	13.82	0.2
2009	Dale Morgan	USA	13.28	Jack Meredith	GBR	13.33	Gregory MacNeill	CAN	13.51	0.6
2011	Andries van der Merwe	RSA	13.41	Joshua Hawkins	NZL	13.44	Wilhem Belocian	FRA	13.51	0.1
2013	Jaheel Hyde	JAM	13.13	Marlon Humphrey	USA	13.24	Lu Yang	CHN	13.33	-1.1
2015	Matteo Ngo	FRA	13.53	Joseph Daniels	CAN	13.54	Isaiah Lucas	USA	13.54	-1.2
2017	Dejour Russell	JAM	13.04	Hao-Hua Lu	TPE	13.41	Thomas Wanaverbecq	FRA	13.55	0.1
400 Metres Hurdles (83.8cm)										
1999	Marthinus Kritzinger	RSA	49.86	Sergio Hierrezuelo	CUB	49.95	Mumo Kiilu	KEN	51.50	
2001	Amine Alozen	SYR	50.25	Jonathan Walker	USA	51.32	Kenji Narisako	JPN	52.09	
2003	Jason Richardson	USA	49.91	Wouter Le Roux	RSA	50.85	Jamaal Charles	USA	51.48	
2005 X	Mohammed Daak	KSA	50.90	David Klech	USA	50.90	Adel Jaber Asseri	KSA	51.68	
2007	William Wynne	USA	49.01	Reginald Wyatt	USA	50.33	Amaury Valle	CUB	50.37	
2009	Norge Sotomayor	CUB	51.30	Jeremiah Mutai	KEN	51.45	José de Leon	ITA	51.74	
2011	Yegor Kuznetsov	RUS	50.97	Ibrahim Mohammed Saleh	KSA	51.14	Takahiro Matsumoto	JPN	51.26	
2013	Marvin Williams	JAM	50.39	Wang Yang	CHN	50.78	Kenny Selmon	USA	51.30	
2015	Norman Grimes	USA	49.11	Ryusei Fujii	JPN	50.33	Masaki Toyoda	JPN	50.53	
2017	Sokwakhana Zazini	RSA	49.27	Moitalel Mboke	KEN	52.06	Baptiste Christophe	FRA	52.21	
High Jump										
1999	Jacques Freitag	RSA	2.16	Cui Kai	CHN	2.13	Andrey Chubsa	BLR	2.13	
2001	Aleksey Dmitrik	RUS	2.23	James Watson	AUS	2.21	Aliaksandr Plisko	BLR	2.19	
2003	Martin Günther	GER	2.11	Aleksandr Nartov	UKR	2.11	Hikaru Tsuchiya	JPN	2.11	
2005	Huang Haiqiang	CHN	2.27	Aleksandr Nartov	UKR	2.18	Alex Soto	ESP	2.18	
2007	Wang Chen	CHN	2.22	Sergey Mudrov	RUS	2.22	Josh Hall	AUS	2.20	
2009	Dmitriy Kroyster	ISR	2.20	Janick Klausen	DEN	2.20	Django Lovett	CAN	2.17	
							Daniyil Tsyplov	RUS	2.17	
2011	Gaël Levécque	FRA	2.13	Usman Usmanov	RUS	2.13	Justin Fondren	USA	2.13	
2013	Woo Sang-Hyeok	KOR	2.20	Bai Jiayu	CHN	2.18	Christoffe Bryan	JAM	2.16	
2015	Stefano Sottile	ITA	2.20	Dmytro Nikitin	UKR	2.18	Darius Carbin	USA	2.16	
2017	Breyton Poole	RSA	2.24	Chima Ihenetu	GER	2.14	Vladyslav Lavsky	UKR	2.11	
Pole Vault										
1999	Sébastien Homo	FRA	5.20	Oleksandr Korchmyd	UKR	5.10	Rico Tepper	GER	5.00	
2001	Artyom Kuptsov	RUS	5.15	Vincent Favretto	FRA	5.15	Go Kishita	JPN	5.00	
2003	Germán Chiaraviglio	ARG	5.15	Dmitriy Starodubtsev	RUS	5.10	Steven Lewis	GBR	5.05	
2005	Yang Yansheng	CHN	5.25	Scott Roth	USA	5.25	Albert Vélez	ESP	5.20	
2007	Nico Weiler	GER	5.26	Manuel Concepción	ESP	4.85				
				Shota Doi	JPN	4.85				

YEAR	GOLD			SILVER			BRONZE		
2009	Jin Min-Sub	KOR	5.15	Carlo Paech	GER	5.10	Daniel Clemens	GER	5.10
2011	Robert Renner	SLO	5.25	Melker Svård-Jacobsson	SWE	5.15	Jacob Blankenship	USA	5.05
2013	Harry Coppell	GBR	5.25	Huang Bokai	CHN	5.20	Lev Skorish	ISR	5.10
2015	Armand Duplantis	SWE	5.30	Vladyslav Malykhin	UKR	5.30	Emmanouíl Karális	GRE	5.20
2017	Matthias Orban	FRA	5.00	Christos Tamanis	CYP	4.85	Illya Kravchenko	UKR	4.70

Long Jump

1999	Shang Yapeng	CHN	7.80	Yoelmis Pacheco	CUB	7.62	Nicolaas Grimbeeck	RSA	7.59
2001	Thiago Dias	BRA	7.72	Abdulla Al-Waleed	QAT	7.62	Andrew Howe-Besozzi	ITA	7.61
2003	Naohiro Shinada	JPN	7.61	Yves Renaux	FRA	7.44	Ahmed Al-Sharfa	KSA	7.15
2005	Chris Noffke	AUS	7.97w	Tiberiu Talnar	ROU	7.53w	Claiton Sabino	BRA	7.49
2007	Yasumichi Konishi	JPN	7.52w	Daisuke Yoshiyama	JPN	7.32	Christian Taylor	USA	7.29
2009	Suphanara Suksawat	THA	7.65	Stefan Brits	RSA	7.57	Yannick Roggatz	GER	7.53
2011	Lin Qing	CHN	7.83	Johan Talèus	SWE	7.44w	Stefano Braga	ITA	7.42w
2013	Anatoliy Ryapolov	RUS	7.79	Fang Yaoqing	CHN	7.53	Isaiah Moore	USA	7.53
2015	Maykel D. Massó	CUB	8.05	Darcy Roper	AUS	8.01	Eberson Silva	BRA	7.76
2017	Maykel Vidal	CUB	7.88	Lester Lescay	CUB	7.79	Andreas-Samuel Bucsa	ROU	7.47w

Triple Jump

1999	Ibrahim Mahmedin	QAT	15.96	Yoandri Betanzo	CUB	15.83	Viktor Yastrebov	UKR	15.74
2001	Jonathan Moore	GBR	16.36	David Girat	CUB	16.33	Osniel Toscas	CUB	15.67
2003	Denni Fernández	CUB	15.77	Mousa Qarqaran	KSA	15.60	Mohamed Darwish	UAE	15.55
2005	Héctor Fuentes	CUB	16.63	Ilya Yefremov	RUS	16.45	Zhivko Petkov	BUL	16.20
2007	Christian Taylor	USA	15.98	Aleksey Fedorov	RUS	15.59	Gennadiy Chudinov	RUS	15.54
2009	Ben Williams	GBR	15.91	Suphanara Suksawat	THA	15.70	Aleksandr Yurchenko	RUS	15.66
2011	Latario Minns	BAH	16.06	Albert Janki	RSA	15.95w	Lathone Minns	BAH	15.52
2013	Lázaro Martínez	CUB	16.63	Fang Yaoqing	CHN	16.48	Dimitri Antonov	GER	16.02
2015	Cristian Atanay Nápoles	CUB	16.13	Du Mingze	CHN	16.02	Julio César Carbonell	CUB	15.70
2017	Jordan A. Díaz	CUB	17.30	Frixon David Chila	ECU	15.92	Arnovis Dalmero	COL	15.89

Shot Put (5kg)

1999	Robert Häggblom	FIN	19.76	Dmitriy Gorshkov	RUS	19.69	Khalid Al-Suwaidi	QAT	19.44
2001	Georgi Ivanov	BUL	19.73	Yasser Ibrahim Farag	EGY	19.58	Lee Min-Won	KOR	19.57
2003	Liu Feng	CHN	21.45	Kyle Helf	CAN	20.79	Amin Al-Aradi	KSA	19.69
2005	J. P. Hoffman	RSA	20.99	Vladislav Tuláček	CZE	19.97	Rosen Karamfilov	BUL	19.86
2007	David Storl	GER	21.40	Marin Premeru	CRO	20.42	Dmytro Savvitsky	UKR	20.15
2009	Ryan Crouser	USA	21.56	Krzysztof Brzozowski	POL	20.89	Frans Schutte	RSA	20.37
2011	Jacko Gill	NZL	24.35	Tyler Schultz	USA	20.35	Braheme Days	USA	20.14
2013	Patrick Müller	GER	22.02	Henning Prüfer	GER	21.94	Hamza Mohamed	EGY	20.58
2015	Adrian Piperi	USA	22.00	Szymon Mazur	POL	21.77	Wictor Petersson	SWE	21.56
2017	Timo Northoff	GER	20.72	Mikhail Samusev	BLR	19.99	Jonathan De Lacey	RSA	19.93

Discus Throw (1.5kg)

1999	Chang Ming-Huang	TPE	64.14	Zhang Huabing	CHN	58.36	Raine Munukka	FIN	56.52
2001	Khalid Al-Suwaidi	QAT	62.67	Robert Harting	GER	62.04	Omaid El Ghafaly	EGY	61.06
2003	Ronnie Buckley	AUS	64.34	Wu Jian	CHN	63.18	Wang Yao-Hui	TPE	60.00
2005	Ali Shahrokhi	IRI	61.07	Osmel Charlot	CUB	60.17	António Vital e Silva	POR	59.30
2007	Mykyta Nesterenko	UKR	68.54	Marin Premeru	CRO	64.20	Andrius Gudžius	LTU	61.59
2009	Hamid Mansoor	SYR	64.20	Ryan Crouser	USA	61.64	Traves Smikle	JAM	61.22
2011	Fedrick Dacres	JAM	67.05	Ethan Cochran	USA	61.37	Gerhard de Beer	RSA	60.63
2013	Matt Denny	AUS	67.54	Henning Prüfer	GER	65.62	Cheng Yulong	CHN	62.80
2015	Werner Visser	RSA	64.24	Wang Yuhan	CHN	60.33	George Evans	GBR	60.22
2017	Claudio Romero	CHI	64.33	Oleksiy Kyrylin	UKR	63.98	Morne Brandon	RSA	58.34

Hammer Throw (5kg)

1999	Krisztián Pars	HUN	74.76	Oleksandr Lutsenko	UKR	73.68	Aleksey Yeliseyev	RUS	73.68
2001	József Horváth	HUN	80.11	Werner Smit	RSA	79.48	Kirill Ikonnikov	RUS	77.75
2003	Mikhail Levin	RUS	76.41	Kristóf Németh	HUN	75.59	Sándor Pálhegyi	HUN	75.47
2005	Sándor Pálhegyi	HUN	81.89	Artem Vynnyk	UKR	77.88	Alex Smith	GBR	73.77
2007	Andriy Martynyuk	UKR	76.09	Dániel Szabó	HUN	75.30	Richard Olbrich	GER	75.18
2009	Chen Hongqiu	CHN	74.93	Suhrob Hodjaev	TJK	73.29	Tomás Kružliak	SVK	72.17
2011	Bence Pásztor	HUN	82.60	Özkan Baltacı	TUR	78.63	Sergiy Reheda	UKR	74.06
2013	Matija Gregurić	CRO	79.38	Pavel Paliakou	BLR	79.02	Matt Denny	AUS	78.67
2015	Hlib Piskunov	UKR	84.91	Myhaylo Havrylyuk	UKR	78.93	Ned Weatherly	AUS	77.60
2017	Myhaylo Kokhan	UKR	82.31	Damneet Singh	IND	74.20	Raphael Winkelvoss	GER	71.78

Javelin Throw (700g)

1999	Joachim Kiteau	FRA	79.65	Saku Kuusisto	FIN	78.73	Aleksandr Ivanov	RUS	78.65
2001	Teemu Wirkkala	FIN	76.18	Hamad Khalifa	QAT	73.56	Tero Järvenpää	FIN	68.85

YEAR	GOLD			SILVER			BRONZE		
2003	Júlio César de Oliveira	BRA	81.16	Robert Oosthuizen	RSA	81.07	Raldu Potgieter	RSA	75.56
2005	Noël Meyer	RSA	80.52	Roman Avramenko	UKR	79.22	Victor Fatecha	PAR	77.21
2007	Tuomas Laaksonen	FIN	79.71	Hamish Peacock	AUS	76.31	Edgars Rūtiņš	LAT	74.65
2009	Huang Shih-Feng	TPE	74.00	Killian Durechou	FRA	73.54	Braian Toledo	ARG	73.44
2011	Reinhard van Zyl	RSA	82.96	Morné Moolman	RSA	80.99	Zhang Guisheng	CHN	77.62
2013	Matija Muhar	SLO	78.84	Norbert Rivasz-Tóth	HUN	78.27	Pablo Bugallo	ESP	76.63
2015	Paul Jacobus Botha	RSA	78.49	Niklas Kaul	GER	78.05	Vladislav Polyunin	UZB	76.77
2017	Liu Zhekai	CHN	77.54	Johannes Schlebusch	RSA	75.68	Song Qingshu	CHN	73.64

Octathlon (From 2001, replaced with Decathlon from 2015) (91.4cm hurdles, 5kg SP & 700g JT)

2001	Rene Oruman	EST	6219	Essa Mufarrak	KSA	6024	Jason Dudley	AUS	5997
2003	Andrés Silva	URU	6456	Andrey Kravchenko	BLR	6366	Lukás Patera	CZE	6316
2005	Yordani García	CUB	6482	Matthias Prey	GER	6282	Claiton Sabino	BRA	6218
2007	Shane Brathwaite	BAR	6261	Jaroslav Hedvicák	CZE	6212	Adam Bevis	AUS	6212
2009	Kevin Mayer	FRA	6478	Mohammed Al-Mannai	QAT	6232	Steffen Klink	GER	6217
2011	Jake Stein	AUS	6491	Fredrick Ekholm	SWE	6127	Felipe dos Santos	BRA	5966
2013	Karsten Warholm	NOR	6451	Feliks Shestopalov	RUS	6260	Jan Doležal	CZE	6222

Decathlon (From 2015) (91.4cm hurdles, 5kg SP, 1.5kg DT & 700g JT)

2015	Niklas Kaul	GER	8002	Ludovic Besson	FRA	7678	Hans-Christian Hausenberg	EST	7657
2017	Steven Fauvel Clinch	FRA	7559	Oļegs Kozjakovs	LAT	7377	Leo Neugebauer	GER	7204

10,000 Metres Walk

1999	Yevgeniy Demkov	RUS	42:26.07	Aleksandr Stokov	RUS	42:36.52	Takayuki Tanii	JPN	42:40.86
2001	Vladimir Kanaykin	RUS	42:55.75	Mikalai Sereдович	BLR	43:44.32	Francisco Flores	MEX	43:53.13
2003	Aleksandr Prokhorov	RUS	42:16.16	Makoto Sawada	JPN	42:17.62	Vyacheslav Golovin	RUS	42:37.15
2005	Sergey Morozov	RUS	42:26.92	Vladimir Akhmetov	RUS	42:32.81	Yusuke Suzuki	JPN	42:43.22
2007	Stanislav Yemelyanov	RUS	41:49.91	Pedro Gómez	MEX	43:11.87	Vito Di Bari	ITA	43:36.13
2009	Hagen Pohle	GER	41:35.99	Dementiy Cheparev	RUS	41:53.76	Igor Lyashchenko	UKR	42:01.90
2011	Pavel Parshin	RUS	40:51.31	Kenny Pérez	COL	40:59.25	Erwin González	MEX	41:09.60
2013	Toshikazu Yamanishi	JPN	41:53.80	Maksim Krasnov	RUS	42:03.10	Diego García	ESP	42:03.32
2015	Sergey Shirobokov	RUS	42:24.41	Zhang Jun	CHN	42:33.68	Federico González	MEX	42:54.55
2017	Zhang Yao	CHN	41:12.01	Salavat Ilkayev	RUS	41:24.17	Dominic Samson Ndingiti	KEN	41:25.78

4 x 100 Metres Relay (1999 only)

1999	Jamaica	40.03	Japan	40.14	Germany	41.13
------	---------	-------	-------	-------	---------	-------

Medley Relay (Discontinued after 2013) (400m-300m-200m-100m in 1999, 100m-200m-300m-400m thereafter)

1999	United States	1:51.29	South Africa	1:52.49	Japan	1:54.10
2001	Poland	1:50.46	United States	1:50.90	South Africa	1:51.35
2003	United States	1:52.03	Poland	1:53.08	Japan	1:53.11
2005	United States	1:51.19	Trinidad & Tobago	1:52.51	Saudi Arabia	1:52.89
2007	United States	1:51.34	Japan	1:51.42	Jamaica	1:52.18
2009	United States	1:50.33	Brazil	1:52.66	Japan	1:52.82
2011	United States	1:49.47	Japan	1:50.69	France	1:51.81
2013	Jamaica	1:49.23	United States	1:50.14	Japan	1:50.52

WOMEN

100 Metres

1999	Veronica Campbell	JAM	11.49	Lisa Sharpe	JAM	11.52	Adrianna Lamalle	FRA	11.66	0.6
2001	Allyson Felix	USA	11.57	Kerron Stewart	JAM	11.72	Zuzana Kosová	CZE	11.83	0.5
2003	Jessica Onyepunuka	USA	11.31	Krystin Lacy	USA	11.50	Kelly-Ann Baptiste	TTO	11.58	1.8
2005	Bianca Knight	USA	11.38	Ebony Collins	USA	11.44	Schillonie Calvert	JAM	11.44	-0.1
2007	Asha Philip	GBR	11.46	Rosângela Santos	BRA	11.46	Ashleigh Nelson	GBR	11.58	-0.9
2009	Jodie Williams	GBR	11.39	Allison Peter	ISV	11.47	Ashton Purvis	USA	11.48	0.7
2011	Jennifer Madu	USA	11.57	Myasia Jacobs	USA	11.61	Christania Williams	JAM	11.63	-0.5
2013	Ky Westbrook	USA	11.33	Ariana Washington	USA	11.40	Angela Tenorio	ECU	11.41	-0.8
2015	Candace Hill	USA	11.08	Khalifa St. Fort	TTO	11.19	Jayla Kirkland	USA	11.41	0.0
2017	Mizgin Ay	TUR	11.62	Magdalena Stefanowicz	POL	11.62	Kevona Davis	JAM	11.67	0.5

200 Metres

1999	LaShauntea Moore	USA	23.38	Melaine Walker	JAM	23.72	Ana López	CUB	23.97	-0.1
2001	Angel Perkins	USA	23.07	Amy Spencer	GBR	23.45	Zuzana Kosová	CZE	23.98	0.3
2003	Anneisha McLaughlin	JAM	23.26	Courtney Champion	USA	23.56	Cleo Tyson	USA	23.67	-0.4
2005	Aymeé Martínez	CUB	22.99	Bianca Knight	USA	23.33	Latoya King	JAM	23.57	0.7
2007	Bárbara Leôncio	BRA	23.50	Chalonda Goodman	USA	23.54	Nivea Smith	BAH	23.69	-1.9
2009	Jodie Williams	GBR	23.08	Allison Peter	ISV	23.08	Ashton Purvis	USA	23.15	0.9
2011	Desiree Henry	GBR	23.25	Christian Brennan	CAN	23.47	Shericka Jackson	JAM	23.62	-0.1
2013	Irene Ekelund	SWE	22.92	Ariana Washington	USA	23.20	Hannah Cunliffe	USA	23.44	-0.1
2015	Candace Hill	USA	22.43	Lauren Rain Williams	USA	22.90	Nicola De Bruyn	RSA	23.38	-0.7
2017	Talea Prepens	GER	23.51	Jael Bestue	ESP	23.61	Mizgin Ay	TUR	23.76	-0.7

YEAR	GOLD			SILVER			BRONZE			
400 Metres										
1999	Monique Henderson	USA	52.28	Helen Okpanachi	NGR	52.38	Norma González	COL	52.39	
2001	Stephanie Smith	USA	52.19	Jerrika Chapple	USA	52.80	Anneisha McLaughlin	JAM	53.35	
2003	Natasha Hastings	USA	53.41	Antonina Krivosopka	RUS	53.54	Jaimee-Lee Hoebergen	AUS	53.78	
2005	Nawal Al-Jak	SUD	51.19	Danijela Grgić	CRO	51.30	Aymeé Martínez	CUB	52.04	
2007	Yuliya Baraley	UKR	53.57	Latoya McDermott	JAM	54.12	Alexandra Stuková	SVK	54.46	
2009	Ebony Eutsey	USA	52.88	Michelle Brown	USA	53.44	Sandra Wagner	SWE	53.52	
2011	Shaunae Miller	BAH	51.84	Christian Brennan	CAN	52.12	Olivia James	JAM	52.14	
2013	Sabrina Bakare	GBR	52.77	Olivia Baker	USA	53.38	Tiffany James	JAM	53.56	
2015	Salwa Eid Nasser	BRN	51.50	Lynna Irby	USA	51.79	Catherine Reid	GBR	52.25	
2017	Barbora Malíková	CZE	52.74	Mary Moraa	KEN	53.31	Giovana dos Santos	BRA	53.57	
800 Metres										
1999	Georgie Clarke	AUS	2:05.90	Tetyana Petlyuk	UKR	2:06.97	Mihaela Olaru	ROU	2:08.20	
2001	Cherotich Kipkorir Ruto	KEN	2:05.50	Veronika Plesarová	CZE	2:06.01	Carlene Robinson	JAM	2:06.18	
2003	Mariya Chapayeva	RUS	2:03.40	Olga Cristea	MDA	2:04.30	Larisa Arcip	ROU	2:04.31	
2005	Flavious Kwamboka	KEN	2:07.42	Winny Chebet	KEN	2:08.15	Katherine Katsanevakis	AUS	2:08.35	
2007	Mirela Lavric	ROU	2:04.29	Alison Leonard	GBR	2:05.36	Juana Méndez	CUB	2:05.42	
2009	Cherono Koech	KEN	2:01.67	Ciara Mageean	IRL	2:03.07	Rowena Cole	GBR	2:03.83	
2011	Ajee' Wilson	USA	2:02.64	Wang Chunyu	CHN	2:03.23	Jessica Judd	GBR	2:03.43	
2013	Aníta Hinriksdóttir	ISL	2:01.13	Dureti Edao	ETH	2:03.25	Raevyn Rogers	USA	2:03.32	
2015	Sammy Watson	USA	2:03.54	Gadese Ejara	ETH	2:03.67	Marta Zenoni	ITA	2:04.15	
2017	Jackline Wambui	KEN	2:01.46	Lydia Cheruto	KEN	2:02.06	Hirut Meshesha	ETH	2:06.32	
1500 Metres										
1999	Zanelle Grobler	RSA	4:23.06	Chibiwott Kibet	KEN	4:24.43	Elaine du Plessis	RSA	4:24.59	
2001	Georgie Clarke	AUS	4:14.08	Florence Kyalo	KEN	4:15.71	Sentayehu Ejigu	ETH	4:17.51	
2003	Alem Techale	ETH	4:17.41	Jelena Stina	LAT	4:17.43	Joyce Musungu	KEN	4:17.65	
2005	Sheila Chepkirui	KEN	4:12.29	Yuriko Kobayashi	JPN	4:13.96	Bizunesh Urgesa	ETH	4:19.34	
2007	Sammary Cherotich	KEN	4:15.47	Jordan Hasay	USA	4:17.24	Sheila Chepkirui	KEN	4:19.26	
2009	Nelly Ngeiywo	KEN	4:12.76	Gete Dima	ETH	4:15.16	Amela Terzić	SRB	4:16.71	
2011	Faith Kipyegon	KEN	4:09.48	Senbere Teferi	ETH	4:10.54	Genet Tibieso	ETH	4:11.56	
2013	Tigist Gashaw	ETH	4:14.25	Dawit Seyaum	ETH	4:15.51	Alexa Efraimson	USA	4:16.07	
2015	Bedatu Hirpa	ETH	4:12.92	Dalilah Abdelkadir Gosa	BRN	4:13.35	Joyline Cherotich	KEN	4:15.20	
2017	Hailu Lemlem	ETH	4:20.80	Sindu Girma	ETH	4:22.14	Edina Jebitok	KEN	4:23.16	
3000 Metres										
1999	Alice Timbilil	KEN	9:01.99	Meseret Defar	ETH	9:02.08	Vivian Cheruiyot	KEN	9:04.42	
2001	Sally Chepyego	KEN	9:09.05	Mestewat Tufa	ETH	9:11.60	Fridah Domongole	KEN	9:12.70	
2003	Siham Hilali	MAR	9:12.70	Pasalia Kipkoech	KEN	9:13.77	Yuko Nohara	JPN	9:14.82	
2005	Veronica Wanjiru	KEN	9:01.61	Pauline Korikwang	KEN	9:05.42	Hitomi Niiya	JPN	9:10.34	
2007	Mercy Cheronu	KEN	8:53.94	Mahlet Melese	ETH	8:56.98	Sule Utura	ETH	9:06.48	
2009	Purity Rionoripo	KEN	9:03.79	Jackline Chepngeno	KEN	9:05.93	Genet Yalew	ETH	9:08.95	
2011	Gotytom Gebreslase	ETH	8:56.36	Ziporah Kingori	KEN	8:56.82	Caroline Kipkirui	KEN	8:58.63	
2013	Lilian Rengeruk	KEN	8:58.74	Berhan Demisse	ETH	9:00.06	Silenat Yismaw	ETH	9:01.63	
2015	Shuru Bulu	ETH	9:01.12	Emily Kipchumba	KEN	9:02.92	Sheila Chelangat	KEN	9:04.54	
2017	Aberash Minsewo	ETH	9:24.62	Imaculata Chepkurui	KEN	9:24.69	Yitayish Mekonene	ETH	9:28.46	
2000 Metres Steeplechase (From 2007) (76.2cm)										
2007	Caroline Chepkurui	KEN	6:22.30	Christine Mayanga	KEN	6:22.49	Karoline Bjerkeli Grovdal	NOR	6:25.30	
2009	Korahubsh Itaa	ETH	6:11.83	Lucia Muangi	KEN	6:11.90	Halima Hassen	ETH	6:16.83	
2011	Norah Tanui	KEN	6:16.41	Fadwa Sidi Madane	MAR	6:20.98	Lilian Chemweno	KEN	6:21.85	
2013	Roseflina Chepngetich	KEN	6:14.60	Daisy Jepkemei	KEN	6:15.12	Woynshet Ansa	ETH	6:30.05	
2015	Celliphine Chespol	KEN	6:17.15	Sandra Tuei	KEN	6:19.61	Agrie Belachew	ETH	6:34.68	
2017	Caren Chebet	KEN	6:24.80	Mercy Chepkurui	KEN	6:26.10	Etalemahu Sintayehu	ETH	6:35.79	
100 Metres Hurdles (76.2cm)										
1999	Adrianna Lamalle	FRA	13.08	Maren Freisen	GER	13.42	Annay Tejada	CUB	13.45	-0.4
2001	Kathrin Geissler	GER	13.49	Ashley Lodree	USA	13.75	Carla Fick	RSA	13.75	0.4
2003	Sally McLellan	AUS	13.42	Latoya Greaves	JAM	13.49	Domenique Manning	USA	13.60	-1.9
2005	April Williams	USA	13.23	Natasha Ruddock	JAM	13.38	Theresa Lewis	USA	13.39	1.1
2007	Julian Purvis	USA	13.41	Shermaine Williams	JAM	13.48	Anne Zagre	BEL	13.58	-1.3
2009	Isabelle Pedersen	NOR	13.23	Kori Carter	USA	13.26	Bridgette Owens	USA	13.39	0.3
2011	Trinity Wilson	USA	13.11	Noemi Zbären	SUI	13.17	Kendell Williams	USA	13.28	-0.1
2013	Yanique Thompson	JAM	12.94	Dior Hall	USA	13.01	Mikiah Brisco	USA	13.29	0.0
2015	Maribel Caicedo	ECU	13.04	Brittley Humphrey	USA	13.22	Sarah Koutouan	FRA	13.29	0.1
2017	Brittany Anderson	JAM	12.72w	Cyrena Samba-Mayela	FRA	12.80	Daszay Freeman	JAM	13.09	4.1

YEAR	GOLD			SILVER			BRONZE		
400 Metres Hurdles (76.2cm)									
1999	Jana Pittman	AUS	57.87	Wu Jieya	CHN	58.32	Patricia Hall	JAM	58.67
2001	Camille Robinson	JAM	58.72	Kimberly Crow	AUS	59.28	Olga Nikolayeva	RUS	59.41
2003	Zuzana Hejnová	CZE	57.54	Yekaterina Kostetskaya	RUS	58.37	MacKenzie Hill	USA	59.15
2005	Ebony Collins	USA	55.96	Lauren Boden	AUS	58.30	Aya Miyahara	JPN	59.62
2007	Dalilah Muhammad	USA	57.25	Andreea Ionescu	ROU	57.33	Ryann Kraiss	USA	57.50
2009	Vera Rudakova	RUS	57.83	Danielle Dowie	JAM	58.62	Déborah Rodríguez	URU	59.71
2011	Nnenna Hailey	USA	57.93	Sarah Carli	AUS	58.05	Surian Hechavarría	CUB	58.37
2013	Helene Swanepoel	RSA	58.08	Tia Adana Belle	BAR	58.42	Lisa-Marie Jacoby	GER	58.75
2015	Sydney McLaughlin	USA	55.94	Xahria Santiago	CAN	56.79	Brandée Johnson	USA	57.47
2017	Zeney Van Der Walt	RSA	58.23	Sanique Walker	JAM	58.27	Gisèle Wender	GER	59.17
High Jump									
1999	Anna Chichirova	RUS	1.89	Renáta Medgyesová	SVK	1.83	Gaëlle Niaré	FRA	1.79
2001	Aileen Wilson	GBR	1.87	Petrina Price	AUS	1.81	Lavern Spencer	LCA	1.81
2003	Irina Kovalenko	UKR	1.92	Svetlana Shkolina	RUS	1.86			
				Annett Engel	GER	1.86			
2005	Gu Biwei	CHN	1.87	Sophia Begg	AUS	1.85	Yekaterina Yevseyeva	KAZ	1.85
2007	Natalya Mamlina	RUS	1.89	Misha-Gaye DaCosta	JAM	1.84	Aleksandrina Klimentinova	BUL	1.81
							Elena Vallortigara	ITA	1.81
2009	Alessia Trost	ITA	1.87	Amy PejkoVIC	AUS	1.85			
				Mariya Kuchina	RUS	1.85			
2011	Ligia Grozav	ROU	1.87	Iryna Herashchenko	UKR	1.87	Chanice Porter	JAM	1.82
2013	Eleanor Patterson	AUS	1.88	Erika Furlani	ITA	1.82	Ghizlane Siba	MAR	1.79
							Julia du Plessis	RSA	1.79
2015	Michaela Hrubá	CZE	1.90	Ieva Turke	LAT	1.82	Lada Pejchalová	CZE	1.82
2017	Yaroslava Mahuchikh	UKR	1.92	Martyna Lewandowska	POL	1.82	Lavinja Jürgens	GER	1.79
Pole Vault									
1999	Yelena Isinbaeva	RUS	4.10	Floé Kühnert	GER	4.05	Vanessa Boslak	FRA	4.00
2001	Silke Spiegelburg	GER	4.00	Aleksandra Kiryashova	RUS	4.00	Anna Olko	POL	3.95
2003	Lisa Ryzih	GER	4.05	Svetlana Makarevich	BLR	4.00	Charmaine Lucock	AUS	4.00
2005	Katerina Stefanídi	GRE	4.30	Keisa Monterola	VEN	4.30	Yu Shuo	CHN	4.20
2007	Vicky Parnov	AUS	4.35	Katerina Stefanídi	GRE	4.25	Petra Olsen	SWE	4.05
2009	Angelica Bengtsson	SWE	4.32	Michaela Meijer	SWE	4.10	Felícia Horváth	HUN	4.00
							Tatyana Stetsyuk	RUS	4.00
2011	Desiree Singh	GER	4.25	Liz Parnov	AUS	4.20	Lucy Bryan	GBR	4.10
2013	Rosbeily Peinado	VEN	4.25	Alyona Lutkovskaya	RUS	4.15	Krista Obizajeva	LAT	4.05
2015	Elienor Werner	SWE	4.26	Phillipa Hajdasz	AUS	4.05			
				Chen Qiaoling	CHN	4.05			
2017	Niu Chunge	CHN	4.20	Leni Freyja Wildgrube	GER	4.15	Anna Airault	FRA	4.10
Long Jump									
1999	Zhou Yangxia	CHN	6.29	Jenniina Halkoaho	FIN	6.24	Alina Militaru	ROU	6.22
2001	Shermin Oksuz	AUS	6.41	Elena Anghelescu	ROU	6.32	Angela Dies	GER	6.03
2003	Cristine Spataru	ROU	6.41	Denisa ŠčerboVá	CZE	6.40	Zhanna Demydova	UKR	6.15
2005	Arantxa King	BER	6.39	Eloyse Lesueur	FRA	6.28	Cornelia Deiac	ROU	6.25
2007	Darya Klishina	RUS	6.47	Ivana Španović	SRB	6.41	Mariya Shumilova	RUS	6.29
2009	Lu Minjia	CHN	6.22	Alina Rotaru	ROU	6.09	Jennifer Clayton	USA	6.05
2011	Chanice Porter	JAM	6.22	Anastassia Angioi	ITA	6.17	Marina Buchelnikova	RUS	6.11
2013	Florentina Marincu	ROU	6.42	Keturah Orji	USA	6.39	Natalia Chacíańska	POL	6.22
2015	Tara Davis	USA	6.41	Kaiza Karlén	SWE	6.24	Maja Bedrač	SLO	6.22
2017	Gong Luying	CHN	6.37	Lea-Sophie Klik	GER	6.30w	Diane Mouillac	FRA	6.28
Triple Jump									
1999	Mabel Gay	CUB	13.82	Anastasiya Iliina	RUS	13.59	Yusmay Bicet	CUB	13.58
2001	Alina Popescu	ROU	13.76	Svetlana Bolshakova	RUS	13.32	Michelle Sanford	USA	13.22
2003	Cristine Spataru	ROU	13.86	Elina Sorsa	FIN	12.95	Alíki Askitopoúlou	GRE	12.93
2005	Sha Li	CHN	13.81	Kaire Leibak	EST	13.74	Cristina Bujin	ROU	13.23
2007	Dailenis Alcántara	CUB	13.63	Yosleidis Rivalta	CUB	13.32	Maja Bratkic	SLO	12.96
2009	Yana Borodina	RUS	13.63	Deng Lina	CHN	13.57	Valeriya Kanatova	UZB	13.45
2011	Sokhna Galle	FRA	13.62w	Li Jingyu	CHN	13.57	Ana Peleteiro	ESP	12.92w
2013	Florentina Marincu	ROU	13.75	Wang Rong	CHN	13.69	Keturah Orji	USA	13.69
2015	Georgiana Iuliana Anitei	ROU	13.49	Zeng Rui	CHN	13.04	Yanna Anay Armenteros	CUB	13.04
2017	Tan Qiujiào	CHN	13.64	Aleksandra Nacheva	BUL	13.54	Zulia Hernández	CUB	13.29
Shot Put (4kg in 1999-2011, 3kg thereafter)									
1999	Hong Mei	CHN	15.57	Natalya Kharanenka	BLR	15.57	Chiara Rosa	ITA	14.64
2001	Valerie Adams	NZL	16.87	Michelle Carter	USA	15.23	Yullia Leantsiuk	BLR	15.08

YEAR	GOLD			SILVER			BRONZE		
2003	Jiang Limin	CHN	15.60	Magdalena Sobieszek	POL	15.42	Marli Knoetze	RSA	15.10
2005	Simoné du Toit	RSA	16.33	Li Bo	CHN	15.92	Dani Samuels	AUS	15.53
2007	Aliona Hryshko	BLR	15.91	Samira Burkhardt	GER	15.36	Sophie Kleeberg	GER	14.94
2009	Lena Urbaniak	GER	15.28	Margaret Satupai	SAM	14.96	Dong Yangzi	CHN	14.65
2011	Guo Tianqian	CHN	15.24	Sophie McKinna	GBR	14.90	Katinka Urbaniak	GER	14.71
2013	Emel Dereli	TUR	20.14	Alyona Bugakova	RUS	18.60	Ashlie Blake	USA	17.57
2015	Julia Ritter	GER	18.53	Sophia Rivera	USA	17.93	Kristina Rakočević	MNE	17.49
2017	Selina Dantzler	GER	17.64	Yu Tianxiao	CHN	17.62	Sun Yue	CHN	17.59

Discus Throw (1kg)

1999	Hong Mei	CHN	52.18	Julia Bremser	GER	51.83	Deborah Lovely	AUS	49.14
2001	Ma Xuejun	CHN	54.93	Darya Pishchalnikova	RUS	49.37	Amarachi Ukabam	USA	46.13
2003	Lisandra Rodríguez	CUB	48.56	Julie Bennell	AUS	48.32	Kristina Gehrig	GER	48.31
2005	Dani Samuels	AUS	54.09	Simoné du Toit	RSA	52.10	Kamorean Hayes	USA	49.64
2007	Julia Fischer	GER	51.39	Sandra Perković	CRO	51.25	Jin Yuanyuan	CHN	51.20
2009	Li Shanshan	CHN	51.65	Alex Collatz	USA	50.09	Shanice Craft	GER	49.15
2011	Rosalía Vázquez	CUB	53.51	Liang Yan	CHN	52.89	Shelbi Vaughan	USA	52.58
2013	Xie Yuchen	CHN	56.34	Claudine Vita	GER	52.59	Liang Xingyun	CHN	51.50
2015	Alexandra Emilianov	MDA	52.78	Kristina Rakočević	MNE	51.41	Samantha Peace	AUS	50.59
2017	Silinda Morales	CUB	52.89	Leia Braunagel	GER	51.29	Liu Quantong	CHN	50.10

Hammer Throw (4kg in 1999-2011, 3kg thereafter)

1999	Kamila Skolimowska	POL	63.94	Yunaika Crawford	CUB	57.56	Ivana Brkljačić	CRO	55.69
2001	Andrea Kéri	HUN	59.86	Berta Castells	ESP	59.65	Maria Smaliachkova	BLR	59.16
2003	Valentina Srša	CRO	61.18	Mariya Bespalova	RUS	57.81	Johanna Hoppe	GER	56.46
2005	Bianca Perie	ROU	62.27	Anna Bulgakova	RUS	62.05	Dóra Lévai	HUN	58.80
2007	Bianca Perie	ROU	64.61	Andriána Papadopoulou-Fatála	GRE	56.32	Barbara Špiler	SLO	55.97
2009	Barbara Špiler	SLO	59.33	Kivilcim Kaya	TUR	57.91	Bianca Lazăr	ROU	56.41
2011	Louisa James	GBR	57.13	Malwina Kopron	POL	57.03	Roxana Perie	ROU	56.75
2013	Réka Gyurátz	HUN	73.20	Helga Völgyi	HUN	71.95	Valeriya Semenkov	UKR	68.62
2015	Haruka Kitaguchi	JPN	60.35	Stella Weinberg	NOR	57.11	Laine Donane	LAT	56.15
2017	Amanda Armendáris	CUB	71.12	Yaritza Martínez	CUB	69.75	Katsiaryna Valadkevich	BLR	68.17

Javelin Throw (600g in 1999-2011, 500g thereafter)

1999	Olivia Norris	GER	52.03	Xénia Frajka	HUN	49.76	Galina Kakhova	BLR	49.62
2001	Kimberly Mickle	AUS	51.83	Justine Robbeson	RSA	51.54	Andrea Květová	CZE	51.49
2003	Xue Juan	CHN	56.82	Shin Bo-Ra	KOR	53.74	Vivian Zimmer	GER	52.20
2005	Zhang Li	CHN	56.66	Vira Rebryk	UKR	56.16	Yanet Cruz	CUB	51.66
2007	Tazmin Brits	RSA	51.71	Carita Hinkka	FIN	51.61	Sini Kiiski	FIN	50.75
2009	Anastasiya Svechnikova	UZB	53.25	Wu You	CHN	52.04	Laura Henkel	GER	51.47
2011	Christin Hussong	GER	59.74	Sofi Flinck	SWE	54.62	Monique Cilione	AUS	52.77
2013	Mackenzie Little	AUS	61.47	Yulenmis Aguilar	CUB	59.94	Anete Kociņa	LAT	54.26
2015	Haruka Kitaguchi	JPN	60.35	Stella Weinberg	NOR	57.11	Laine Donane	LAT	56.15
2017	Marisleisys Duarte	CUB	62.92	Cai Qing	CHN	57.01	Dai Qianqian	CHN	54.96

Heptathlon (From 2001) (76.2cm hurdles, 4kg/600g SP/JT in 1999-2011, 3kg/500g thereafter)

2001	Annett Wichmann	GER	5470	Christine Schulz	GER	5346	Amandine Constantin	FRA	5296
2003	Marisa de Aniceto	FRA	5458	Sarah Kern	GER	5445	Marina Goncharova	RUS	5338
2005	Tatyana Chernova	RUS	5875	Yana Panteleyeva	RUS	5611	Diana Rach	GER	5481
2007	Katerina Cachová	CZE	5641	Carolin Schäfer	GER	5544	Elisa-Sophie Döbel	GER	5494
2009	Katarina Johnson-Thompson	GBR	5750	Laura Ikauniece	LAT	5647	Kira Biesenbach	GER	5423
2011	Yusleidys Mendieta	CUB	5697	Yorgelis Rodríguez	CUB	5671	Marjolein Lindemans	BEL	5532
2013	Celina Leffler	GER	5747	Emma Stenlöf	SWE	5590	Louisa Grauvogel	GER	5581
2015	Géraldine Ruckstuhl	SUI	6037	Sarah Lagger	AUT	5992	Alina Shukh	UKR	5896
2017	María Vicente	ESP	5612	Johanna Siebler	GER	5602	Urtė Bačianskaitė	LTU	5467

5000 Metres Walk

1999	Tatyana Kozlova	RUS	22:31.93	Maryna Tsikhanova	BLR	22:37.54	Yekaterina Dergunova	RUS	22:54.59
2001	Jiang Kun	CHN	22:49.21	Ksenia Ishcheykina	RUS	22:58.43	Sniazhana Yurchanka	BLR	23:28.51
2003	Vera Sokolova	RUS	22:50.23	Ann Loughnane	IRL	23:37.00	Noriko Nishide	JPN	23:50.69
2005	Tatyana Kalmykova	RUS	22:14.47	Elmira Alembekova	RUS	22:27.17	Chai Xue	CHN	22:34.28
2007	Tatyana Kalmykova	RUS	20:28.05	Irina Yumanova	RUS	21:21.14	Panayióta Tsinopóulu	GRE	22:49.15
2009	Yelena Lashmanova	RUS	22:55.45	Yanelli Caballero	MEX	22:59.27	Svetlana Vasilyeva	RUS	23:00.15
2011	Kate Veale	IRL	21:45.59	Mao Yanxue	CHN	22:00.15	Nadezhda Leontyeva	RUS	22:00.84
2013	Olga Shargina	RUS	22:13.91	Momoko Mizota	JPN	22:42.77	Noemi Stella	ITA	22:48.95
2015	Ma Zhenxia	CHN	22:41.08	Olga Yeliseyeva	RUS	22:45.09	Ayalnesh Dejene	ETH	22:48.25
2017	Glenda Estefanía Morejón	ECU	22:32.30	Meryem Bekmez	TUR	22:32.79	Elvira Khasanova	RUS	22:35.72

YEAR	GOLD		SILVER		BRONZE	
4 x 100 Metres Relay (1999 only)						
1999	Jamaica	44.30	United States	45.40	Poland	45.49
Medley Relay (Discontinued after 2013) (400m-300m-200m-100m in 1999, 100m-200m-300m-400m thereafter)						
1999	United States	2:07.71	Poland	2:09.19	Ukraine	2:11.13
2001	United States	2:03.83	Jamaica	2:07.45	Romania	2:09.70
2003	United States	2:03.87	Jamaica	2:07.05	Russia	2:07.52
2005	United States	2:03.93	Australia	2:06.58	Brazil	2:06.60
2007	United States	2:05.74	Jamaica	2:06.77	Canada	2:09.08
2009	United States	2:04.32	Hungary	2:09.22	Romania	2:09.25
2011	Jamaica	2:03.42	United States	2:03.92	Canada	2:05.72
2013	United States	2:05.15	British Virgin Islands	2:07.40	Japan	2:07.61
Universal 4 x 400 Metres Relay (From 2015)						
2015	United States	3:19.54	South Africa	3:23.60	Canada	3:23.60
2017	Brazil	3:21.71	Jamaica	3:22.23	South Africa	3:24.45

WORLD ATHLETICS HAMMER THROW CHALLENGE

The score is the total of the best throws from three meetings on challenge calendar. Discontinued after 2019

MEN (7.26kg)

2010	Koji Murofushi	JPN	238.52	Dilshod Nazarov	TJK	236.02	Libor Charfreitag	SVK	235.26
2011	Krisztián Pars	HUN	239.03	Dilshod Nazarov	TJK	235.72	Primož Kozmus	SLO	233.90
2012	Krisztián Pars	HUN	242.35	Paweł Fajdek	POL	236.47	Olexiy Sokyrskiy	UKR	233.39
2013	Paweł Fajdek	POL	244.23	Krisztián Pars	HUN	244.17	Lukáš Melich	CZE	239.80
2014	Krisztián Pars	HUN	244.84	Paweł Fajdek	POL	241.49	Dilshod Nazarov	TJK	241.37
2015	Paweł Fajdek	POL	248.01	Dilshod Nazarov	TJK	236.20	Krisztián Pars	HUN	234.75
2016	Paweł Fajdek	POL	242.89	Dilshod Nazarov	TJK	236.37	Wojciech Nowicki	POL	232.63
2017	Paweł Fajdek	POL	248.48	Wojciech Nowicki	POL	236.32	Dilshod Nazarov	TJK	231.40
2018	Wojciech Nowicki	POL	241.89	Paweł Fajdek	POL	240.04	Bence Halász	HUN	232.46
2019	Paweł Fajdek	POL	241.86	Wojciech Nowicki	POL	237.47	Bence Halász	HUN	234.99

WOMEN (4kg)

2010	Betty Heidler	GER	225.88	Anita Włodarczyk	POL	225.30	Tatyana Lysenko	RUS	223.96
2011	Betty Heidler	GER	228.09	Yipsi Moreno	CUB	220.46	Kathrin Klaas	GER	219.77
2012	Betty Heidler	GER	230.49	Anita Włodarczyk	POL	223.13	Kathrin Klaas	GER	216.60
2013	Anita Włodarczyk	POL	233.83	Betty Heidler	GER	226.93	Yipsi Moreno	CUB	220.74
2014	Anita Włodarczyk	POL	232.52	Betty Heidler	GER	228.54	Kathrin Klaas	GER	222.65
2015	Anita Włodarczyk	POL	235.28	Betty Heidler	GER	222.28	Martina Hrasnová	SVK	222.20
2016	Anita Włodarczyk	POL	240.44	Sophie Hitchon	GBR	218.11	Zalina Petrivskaya	MDA	217.80
2017	Anita Włodarczyk	POL	235.62	Wang Zheng	CHN	225.77	Hanna Skydan	AZE	221.75
2018	Anita Włodarczyk	POL	228.12	Gwen Berry	USA	223.21	Joanna Fiodorow	POL	222.03
2019	DeAnna Price	USA	226.55	Wang Zheng	CHN	226.34	Joanna Fiodorow	POL	224.46

WORLD ATHLETICS GRAND PRIX

Venues - 1985: Roma (7 Sep); 1986: Roma (10 Sep); 1987: Bruxelles (11 Sep); 1988: Berlin (26 Aug); 1989: Monte Carlo (1 Sep); 1990: Athína (7 Sep); 1991: Barcelona (20 Sep); 1992: Torino (4 Sep); 1993: London (10 Sep); 1994: Paris (3 Sep); 1995: Monte Carlo (9 Sep); 1996: Milano (7 Sep); 1997: Fukuoka (13 Sep); 1998: Moskva (5 Sep); 1999: München (11 Sep); 2000: Doha (5 Oct); 2001: Melbourne (9 Sep); 2002: Paris (14 Sep). Replaced with World Athletics Final from 2003

OVERALL AWARDS

MEN

1985	Doug Padilla	USA	63	Mike Franks	USA	60	Sergey Bubka	URS	59
1986	Saïd Aouita	MAR	63	Andre Phillips	USA	61	Steve Scott	USA	61
1987	Tonie Campbell	USA	63	Greg Foster	USA	59	Sergey Bubka	RUS	58
1988	Saïd Aouita	MAR	63	Mike Conley	USA	61	Danny Harris	USA	58
1989	Saïd Aouita	MAR	69	Roger Kingdom	USA	63	Steve Backley	GBR	63
1990	Leroy Burrell	USA	63	Noureddine Morceli	ALG	61	Danny Harris	USA	59
1991	Sergey Bubka	URS	69	Jan Železný	TCH	63	Michael Johnson	USA	63
1992	Kevin Young	USA	63	Werner Günthör	SUI	63	Igor Astapkovich	BLR	59
1993	Sergey Bubka	UKR	72	Jan Železný	CZE	72	Colin Jackson	GBR	72
1994	Noureddine Morceli	ALG	78	Samuel Matete	ZAM	72	Mike Conley	USA	72

1995	Moses Kiptanui	KEN	84	Jan Železný	CZE	72	Mark Crear	USA	72
1996	Daniel Komen	KEN	103	Jonathan Edwards	GBR	99	Dennis Mitchell	USA	95
1997	Wilson Kipketer	DEN	114	Lars Riedel	GER	99	Mark Crear	USA	95
1998	Hicham El Guerrouj	MAR	136	Haile Gebrselassie	ETH	114	Denis Kapustin	RUS	97
1999	Bernard Barmasai	KEN	111	Kóstas Gatsioudis	GRE	109	Wilson Kipketer	DEN	108
2000	Angelo Taylor	USA	101	Yuriy Belonog	UKR	94	Adam Nelson	USA	93
2001	André Bucher	SUI	102	Allen Johnson	USA	101	Hicham El Guerrouj	MAR	100
2002 ✕	Hicham El Guerrouj	MAR	116	Felix Sánchez	DOM	116	Christian Olsson	SWE	102

WOMEN

1985	Mary Slaney	USA	69	Stefka Kostadinova	BUL	63	Judi Brown King	USA	63
1986	Yordanka Donkova	BUL	69	Maricica Puică	ROU	65	Tsvetanka Khristova	BUL	63
1987	Merlene Ottey	JAM	63	Doina Melinte	ROU	63	Stefka Kostadinova	BUL	61
1988	Paula Ivan	ROU	63	Grace Jackson	JAM	63	Ana Quirot	CUB	57
1989	Paula Ivan	ROU	67	Galina Chistyakova	URS	63	Sandra Farmer-Patrick	USA	63
1990	Merlene Ottey	JAM	63	Heike Drechsler	GDR	63	Petra Felke	GDR	63
1991	Heike Henkel	GER	63	Merlene Ottey	JAM	63	Natalya Artyomova	URS	63
1992	Heike Drechsler	GER	63	Merlene Ottey	JAM	63	Trine Hattestad	NOR	59
1993	Sandra Farmer-Patrick	USA	72	Sonia O'Sullivan	IRL	72	Stefka Kostadinova	BUL	72
1994	Jackie Joyner-Kersey	USA	72	Svetla Dimitrova	BUL	72	Sonia O'Sullivan	IRL	72
1995	Maria Mutola	MOZ	78	Anna Biryukova	RUS	72	Gwen Torrence	USA	72
1996	Ludmila Engquist	SWE	93	Merlene Ottey	JAM	90	Michelle Freeman	JAM	85
1997	Astrid Kumbernuss	GER	99	Deon Hemmings	JAM	93	Kim Batten	USA	91
1998	Marion Jones	USA	130	Svetlana Masterkova	RUS	107	Falilat Ogunkoya	NGR	98
1999	Gabriela Szabo	ROU	108	Maria Mutola	MOZ	108	Deon Hemmings	JAM	104
2000 ✕	Trine Hattestad	NOR	110	Gail Devers	USA	104	Violeta Szekely	ROU	94
2001	Violeta Szekely	ROU	116	Maria Mutola	MOZ	105	Tatyana Tereshchuk	UKR	96
2002 ✕	Gail Devers	USA	111	Tayna Lawrence	JAM	109	Ana Guevara	MEX	108

EVENT WINNERS**100 Metres**

1986	Chidi Imoh	NGR
1988	Chidi Imoh	NGR
1990	Leroy Burrell	USA
1992	Dennis Mitchell	USA
1994	Dennis Mitchell	USA
1996	Dennis Mitchell	USA
1998	Frankie Fredericks	NAM
2000	Darren Campbell	GBR
2002 ✕	Jon Drummond	USA

200 Metres

1985	Calvin Smith	USA
1987	Thomas Jefferson	USA
1989	Robson da Silva	BRA
1991	Michael Johnson	USA
1993	Frankie Fredericks	NAM
1995	Michael Johnson	USA
1997	Frankie Fredericks	NAM
1999	Claudinei da Sliva	BRA
2001	Shawn Crawford	USA

400 Metres

1985	Michael Franks	USA
1987	Innocent Egbunike	NGR
1989	Danny Everett	USA
1991	Roger Black	GBR
1993	David Grindley	GBR
1994	Derek Mills	USA
1996	Michael Johnson	USA
1998	Mark Richardson	GBR
2000	Mark Richardson	GBR
2002	Michael Blackwood	JAM

800 Metres

1986	José Luiz Barbosa	BRA
1988	Tom McKean	GBR
1990	Nixon Kiprotich	KEN
1992	Nixon Kiprotich	KEN
1995	Benson Koech	KEN
1997	Wilson Kipketer	DEN
1999	Wilson Kipketer	DEN
2001	André Bucher	SUI

1500 Metres/One Mile (y)

1985	Steve Scott	USA
1986/y	Steve Scott	USA
1987	Abdi Bile	SOM
1988/y	Saïd Aouita	MAR
1989	Abdi Bile	SOM
1990/y	Noureddine Morceli	ALG
1991	Noureddine Morceli	ALG
1992/y	Wilfred Kirochi	KEN
1993	Noureddine Morceli	ALG
1994	Noureddine Morceli	ALG
1996	Hicham El Guerrouj	MAR
1997/y	Robert Andersen	DEN
1998	Hicham El Guerrouj	MAR
1999	Noah Ngeny	KEN
2000	Noah Ngeny	KEN
2001	Hicham El Guerrouj	MAR
2002	Hicham El Guerrouj	MAR

3000 Metres/5000 Metres

1985/5K	Doug Padilla	USA
1986/5K	Saïd Aouita	MAR
1987/5K	Arturo Barrios	MEX
1988/5K	Eamonn Martin	GBR
1989/5K	Arturo Barrios	MEX
1990/5K	Khalid Skah	MAR
1991/5K	Brahim Boutayeb	MAR
1992/5K	Paul Bitok	KEN
1993/5K	Ismael Kirui	KEN
1994/5K	Khalid Skah	MAR
1995/3K	Haile Gebrselassie	ETH
1996/5K	Daniel Komen	KEN
1997/5K	Khalid Boulami	MAR
1998/3K	Haile Gebrselassie	ETH
1999/3K	Benjamin Limo	KEN
2000/3K	Luke Kipkosgei	KEN
2001/3K	Paul Bitok	KEN
2002/3K	Abraham Chebii	KEN

3000 Metres Steeplechase (91.4cm)

1986	William Van Dijck	BEL
1988	Julius Kariuki	KEN
1990	Julius Kariuki	KEN
1991	Moses Kiptanui	KEN
1993	Patrick Sang	KEN
1995	Moses Kiptanui	KEN
1997	Joseph Keter	KEN
1999	Bernard Barmasai	KEN
2001	Brahim Boulami	MAR

110 Metres Hurdles (106.7cm)

1985	Mark McKoy	CAN
1987	Tonie Campbell	USA
1989	Roger Kingdom	USA
1991	Tony Dees	USA
1993	Colin Jackson	GBR
1995	Mark Crear	USA
1997	Mark Crear	USA
1999	Mark Crear	USA
2001	Anier García	CUB

400 Metres Hurdles (91.4cm)

1986	Andre Phillips	USA
1988	Danny Harris	USA
1990	Danny Harris	USA
1992	Kevin Young	USA
1994	Samuel Matete	ZAM
1996	Derrick Adkins	USA
1998	Stéphane Diagana	FRA
2000	Angelo Taylor	USA
2002	Felix Sánchez	DOM

High Jump

1986	Jim Howard	USA
1988	Javier Sotomayor	CUB
1990	Hollis Conway	USA
1992	Patrik Sjöberg	SWE
1994	Javier Sotomayor	CUB
1996	Patrik Sjöberg	SWE
1998	Javier Sotomayor	CUB
2000	Vyacheslav Voronin	RUS
2002	Stefan Holm	SWE

Pole Vault

1985	Sergey Bubka	URS
1987	Sergey Bubka	URS
1989	Rodion Gataullin	URS
1991	Sergey Bubka	URS
1993	Sergey Bubka	UKR
1995	Okkert Brits	RSA
1997	Sergey Bubka	UKR
1998	Maksim Tarasov	RUS
1999	Maksim Tarasov	RUS
2000	Tim Lobinger	GER
2002	Jeff Hartwig	USA

Long Jump

1985	Mike Conley	USA
1987	Larry Myricks	USA
1989	Larry Myricks	USA
1991	Llewellyn Starks	USA
1993	Mike Powell	USA
1995	Iván Pedroso	CUB
1997	Iván Pedroso	CUB
1999	Iván Pedroso	CUB
2001	Younès Moudrik	MAR

Triple Jump

1986	Mike Conley	USA
1988	Mike Conley	USA
1990	Mike Conley	USA
1992	Mike Conley	USA
1994	Mike Conley	USA
1996	Jonathan Edwards	GBR
1998	Charles Friedek	GER
2000	Jonathan Edwards	GBR
2002	Christian Olsson	SWE

Shot Put (7.26kg)

1986	Werner Günthör	SUI
1988	Remigius Machura	TCH
1990	Ulf Timmermann	GDR
1992	Werner Günthör	SUI
1994	Randy Barnes	USA
1996	John Godina	USA
1998	John Godina	USA
2000	Andy Bloom	USA
2002	Adam Nelson	USA

Discus Throw (2kg)

1985	Imrich Bugár	TCH
1987	Romas Ubartas	URS
1989	Wolfgang Schmidt	FRG
1991	Lars Riedel	GER
1993	Lars Riedel	GER
1995	Lars Riedel	GER
1997	Lars Riedel	GER
1999	Lars Riedel	GER
2001	Virgilijus Alekna	LTU

Hammer Throw (7.26kg)

1986	Yuriy Sedykh	URS
1988	Tibor Gécsek	HUN
1990	Yuriy Sedykh	URS
1992	Igor Astapkovich	BLR
1994	Andrey Abduvaliyev	TJK
1996	Lance Deal	USA
1998	Tibor Gécsek	HUN
2000	Andrey Skvaruk	UKR
2002	Koji Murofushi	JPN

Javelin Throw (800g)

1985	Tom Petranoff	USA
1987	Tom Petranoff	USA
1989	Steve Backley	GBR
1991	Jan Železný	TCH
1993	Jan Železný	CZE
1995	Jan Železný	CZE
1997	Jan Železný	CZE
1999	Kóstas Gatsioudis	GRE
2001	Jan Železný	CZE

WOMEN**100 Metres**

1985	Alice Brown	USA
1987	Merlene Ottey	JAM
1989	Merlene Ottey	JAM
1991	Merlene Ottey	JAM
1993	Gwen Torrence	USA
1994	Merlene Ottey	JAM
1996	Merlene Ottey	JAM
1998	Marion Jones	USA
1999	Savatheda Fynes	BAH
2000	Chryste Gaines	USA
2002	Debbie Ferguson	BAH

200 Metres

1986	Evelyn Ashford	USA
1988	Grace Jackson	JAM
1990	Merlene Ottey	JAM
1992	Merlene Ottey	JAM
1995	Gwen Torrence	USA
1997	Marion Jones	USA
2001	Myriam Mani	CMR

400 Metres

1986	Diane Dixon	USA
1988	Ana Quirot	CUB
1990	Ana Quirot	CUB
1992	Sandie Richards	JAM
1994	Marie-José Pérec	FRA
1996	Cathy Freeman	AUS
1998	Faiilat Ogunkoya	NGR
2000	Lorraine Graham	JAM
2002	Ana Guevara	MEX

800 Metres

1985	Jarmila Kratochvílová	TCH
1987	Ana Quirot	CUB
1989	Ana Quirot	CUB
1991	Ana Quirot	CUB
1993	Maria Mutola	MOZ
1995	Maria Mutola	MOZ
1997	Ana Quirot	CUB
1999	Maria Mutola	MOZ
2001	Maria Mutola	MOZ

1500 Metres/One Mile (y)

1986	Maricica Puică	ROU
1987/y	Elly van Hulst	NED
1988	Paula Ivan	ROU
1989/y	Paula Ivan	ROU
1990	Doina Melinte	ROU
1991/y	Natalya Artyomova	URS
1992	Lyudmila Rogachova	RUS
1993/y	Lyubov Kremlyova	RUS
1994	Angela Chalmers	CAN
1996	Svetlana Masterkova	RUS
1997/y	Carla Sacramento	POR
1998	Svetlana Masterkova	RUS
1999	Violeta Szekely	ROU
2000	Violeta Szekely	ROU
2001	Violeta Szekely	ROU
2002	Yelena Zadorozhnaya	RUS

3000 Metres/5000 Metres

1985/3K	Mary Slaney	USA
1986/5K	Svetlana Guskova	URS
1987/3K	Maricica Puică	ROU
1988/5K	Liz McColgan	GBR
1989/3K	PattiSue Plumer	USA
1990/5K	PattiSue Plumer	USA
1991/3K	Susan Sirma	KEN
1992/5K	Sonia O'Sullivan	IRL
1993/3K	Sonia O'Sullivan	IRL
1994/5K	Sonia O'Sullivan	IRL
1995/3K	Sonia O'Sullivan	IRL
1996/5K	Roberta Brunet	ITA
1997/5K	Sally Barsosio	KEN
1998/3K	Gete Wami	ETH
1999/3K	Gabriela Szabo	ROU
2000/3K	Sonia O'Sullivan	IRL
2001/3K	Tatyana Tomashova	RUS
2002/3K	Gabriela Szabo	ROU

100 Metres Hurdles (83.8cm)

1986	Yordanka Donkova	BUL
1988	Claudia Zaczkiewicz	FRG
1990	Monique Ewanjé-Épée	FRA
1992	Lynda Tolbert	USA
1994	Svetla Dimitrova	BUL
1996	Ludmila Engquist	SWE
1998	Michelle Freeman	JAM
2000	Gail Devers	USA
2002	Gail Devers	USA

400 Metres Hurdles (76.2cm)

1985	Judi Brown-King	USA
1987	Debbie Flintoff-King	AUS
1989	Sandra Farmer-Patrick	USA
1991	Sandra Farmer-Patrick	USA
1993	Sandra Farmer-Patrick	USA
1995	Kim Batten	USA
1997	Kim Batten	USA
1999	Deon Hemmings	JAM
2001	Tonja Buford-Bailey	USA

High Jump

1985	Stefka Kostadinova	BUL
1987	Stefka Kostadinova	BUL
1989	Jan Wohlschlag	USA
1991	Heike Henkel	GER
1993	Stefka Kostadinova	BUL
1995	Inga Babakova	UKR
1997	Inga Babakova	UKR
1999	Hestrie Cloete	RSA
2001	Hestrie Cloete	RSA

Pole Vault

2001	Stacy Dragila	USA
------	---------------	-----

Long Jump

1985	Galina Chistyakova	URS
1987	Valy Ionescu	ROU
1989	Galina Chistyakova	URS
1990	Heike Drechsler	GDR
1992	Heike Drechsler	GER
1994	Jackie Joyner-Kersey	USA
1996	Inessa Kravets	UKR
1998	Marion Jones	USA
2000	Heike Drechsler	GER
2002	Maurren Maggi	BRA

Triple Jump

1993	Iolanda Chen	RUS
1995	Anna Biryukova	RUS
1997	Ashia Hansen	GBR
1999	Ashia Hansen	GBR
2001	Tereza Marinova	BUL

Shot Put (7.26kg)

1985	Helena Fibingerová	TCH
1987	Helena Fibingerová	TCH
1989	Natalya Lisovskaya	URS
1991	Huang Zhihong	CHN
1993	Svetlana Krivelyova	RUS
1995	Astrid Kumbernuss	GER
1997	Astrid Kumbernuss	GER
1999	Nadine Kleinert	GER
2001	Astrid Kumbernuss	GER

Discus Throw (1kg)

1986	Tsvetanka Khristova	BUL
1988	Hilda Ramos	CUB
1990	Ilke Wyludda	GDR
1992	Ilke Wyludda	GER
1994	Ilke Wyludda	GER
1996	Ilke Wyludda	GER
1998	Natalya Sadova	RUS
2000	Franka Dietzsch	GER
2002	Natalya Sadova	RUS

Hammer Throw (4kg)

2001	Kamila Skolimowska	POL
------	--------------------	-----

Javelin Throw (600g)

1986	Petra Felke	GDR
1988	Manuela Alizadeh	FRG
1990	Petra Felke	GDR
1992	Trine Hattestad	NOR
1994	Natalya Shikolenko	BLR
1996	Tanja Damaske	GER
1998	Tanja Damaske	GER
2000	Sonia Bisset	CUB
2002	Osleidys Menéndez	CUB



YEAR	FIRST	SECOND	THIRD
------	-------	--------	-------

WORLD ATHLETICS CROSS CHALLENGE

Discontinued after 1999/2000 season

OVERALL AWARDS

MEN

1990/91	Ondoro Osoro	KEN	115	Addis Abebe	ETH	113	Richard Chelimo	KEN	107
1991/92	Fita Bayissa	ETH	138	Ondoro Osoro	KEN	97	Dominic Kirui	KEN	88
1992/93	Ismael Kirui	KEN	116	Fita Bayissa	ETH	110	Dominic Kirui	KEN	103
1993/94	Haile Gebrselassie	ETH	107	William Sigei	KEN	97	Ismael Kirui	KEN	91
1994/95	Ismael Kirui	KEN	135	Paulo Guerra	POR	130	Salah Hissou	MAR	117
1995/96	Paul Tergat	KEN	125	James Kariuki	KEN	97	Joseph Kimani	KEN	64
1996/97	Paul Tergat	KEN	113	Bernard Barmasai	KEN	102	Jon Brown	GBR	83
1997/98	Paul Tergat	KEN	139	Thomas Nyariki	KEN	119	Paul Koech	KEN	113
1998/99	Paul Koech	KEN	118	Paul Tergat	KEN	97	Mohammed Mourhit	BEL	85
1999/00	Paul Tergat	KEN	107	Patrick Ivuti	KEN	104	Assefa Mezgebu	ETH	102

WOMEN

1990/91	Susan Sirma	KEN	125	Jane Ngotho	KEN	123	Derartu Tulu	ETH	88
1991/92	Catherina McKiernan	IRL	141	Albertina Dias	POR	123	Lucia Yishak	ETH	122
1992/93	Catherina McKiernan	IRL	141	Albertina Dias	POR	138	Esther Kiplagat	KEN	98
1993/94	Catherina McKiernan	IRL	141	Albertina Dias	POR	123	Margareta Keszeg	ROU	97
1994/95	Catherina McKiernan	IRL	135	Rose Cheruiyot	KEN	126	Catherine Kirui	KEN	100
1995/96	Rose Cheruiyot	KEN	138	Gabriela Szabo	ROU	109	Gete Wami	ETH	104
1996/97	Gete Wami	ETH	132	Elena Fidatof	ROU	118	Paula Radcliffe	GBR	99
1997/98	Merima Denboba	ETH	120	Paula Radcliffe	GBR	104	Jackline Maranga	KEN	98
1998/99	Gete Wami	ETH	144	Merima Denboba	ETH	79	Paula Radcliffe	GBR	72
1999/00	Lydia Cheromei	KEN	122	Gete Wami	ETH	119	Ayelech Worku	ETH	94

WORLD ATHLETICS GOLDEN LEAGUE JACKPOT WINNERS

The IAAF Golden League ran from 1998 to 2009, replaced thereafter by World Athletics Diamond League

1998 (Those with victories at all six Golden League meetings plus World Athletics Grand Prix Final)

Total jackpot: \$1,000,000; Each below awarded \$333,333.33

Hicham El Guerrouj	MAR	1500 Metres
Haile Gebrselassie	ETH	3000/5000 Metres
Marion Jones	USA	100 Metres

1999 (Those with victories at all six Golden League meetings plus World Athletics Grand Prix Final)

Total jackpot: \$1,000,000; Each below awarded \$500,000

Wilson Kipketer	DEN	800 Metres
Gabriela Szabo	ROU	3000/5000 Metres

2000 (Those with victories at five or more of seven Golden League meetings plus participation in World Athletics Grand Prix Final)

Total jackpot: \$500,000; Each below awarded \$166,666.66

Gail Devers	USA	100 Metres Hurdles
Trine Hattestad	NOR	Javelin Throw
Tatyana Kotova	RUS	Long Jump

2001 (Those with victories at five or more of seven Golden League meetings)

Total jackpot: \$500,000; Each below originally awarded \$83,333.33

André Bucher	SUI	800 Metres
Hicham El Guerrouj	MAR	1500 Metres
Allen Johnson	USA	110 Metres Hurdles
Marion Jones	USA	100 Metres, though all these performances were annulled in 2008 for doping violations
Violeta Szekely	ROU	1500 Metres
Olga Yegorova	RUS	3000 Metres

2002 (Those with victories at all seven Golden League meetings)

Total jackpot: \$500,000; Each below originally awarded \$125,000

Hicham El Guerrouj	MAR	1500 Metres
Felix Sánchez	DOM	400 Metres Hurdles
Marion Jones	USA	100 Metres, though all these performances were annulled in 2008 for doping violations
Ana Guevara	MEX	400 Metres

2003 (One athlete with victories at all six Golden League meetings plus participation in the World Athletics Final)

Total jackpot: \$1,000,000

Maria Mutola MOZ 800 Metres

2004 (Those with victories at all six Golden League meetings plus participation in the World Athletics Final)

Total jackpot: \$1,000,000; Each below awarded \$500,000

Christian Olsson SWE Triple Jump

Tonique Williams-Darling BAH 400 Metres

2005 (One athlete with victories at all six Golden League meetings plus participation in the World Athletics Final)

Total jackpot: \$1,000,000

Tatyana Lebedeva RUS Triple Jump

2006

Main jackpot \$500,000; secondary jackpot \$500,000

(Those with victories at all six Golden League meetings plus participation in the World Athletics Final). Each awarded \$249,999 (one third of main jackpot (\$166,666) plus one sixth of the secondary jackpot (\$83,333))

Asafa Powell JAM 100 Metres

Jeremy Wariner USA 400 Metres

Sanya Richards USA 400 Metres

(Those with victories at five of the six Golden League meetings plus participation in the World Athletics Final). Each awarded \$83,333 (one sixth of secondary jackpot)

Kenenisa Bekele ETH 5000 Metres

Irving Saladino PAN Long Jump

Tirunesh Dibaba ETH 5000m

2007 (Those with victories at all six Golden League meetings plus participation in the World Athletics Final)

Total jackpot: \$1,000,000; Each below awarded \$500,000

Sanya Richards USA 400 Metres

Yelena Isinbaeva RUS Pole Vault

2008 (One athlete with victories at all six Golden League meetings plus participation in the World Athletics Final)

Total jackpot: \$1,000,000

Pamela Jelimo KEN 800 Metres

2009 (Those with victories at all six Golden League meetings plus participation in the World Athletics Final)

Total jackpot: \$1,000,000; Each below awarded \$333,333.33

Kenenisa Bekele ETH 5000 Metres

Sanya Richards USA 400 Metres

Yelena Isinbaeva RUS Pole Vault

WORLD ATHLETICS GOLDEN EVENTS

This series of events were staged for men only

1978 One Mile – Tokyo

25 Sep Steve Ovett GBR 3:55.5 Francis Gonzalez FRA 3:57.3 Graham Williamson GBR 3:59.2

1979 Javelin Throw – Budapest

10 Jul Arto Härkönen FIN 90.18 Antero Puranen FIN 89.40 Ferenc Paragi HUN 85.38

One Mile – Oslo

17 Jul Sebastian Coe GBR 3:48.95 Steve Scott USA 3:51.11 Craig Masback USA 3:52.02

Sprints – Zürich

15 Aug James Sanford USA 30.54 Allan Wells GBR 30.64 James Gilkes GUY 30.67

10,000 Metres – Bruxelles

4 Sep Mick McLeod GBR 27:39.76 Brendan Foster GBR 27:41.23 Leon Schots BEL 27:41.34

1980 Pole Vault – Nice

17 Aug Serge Ferreira FRA 5.70 Pierre Houvion FRA 5.60 Mariusz Klimczyk POL 5.60

One Mile – London

25 Aug Steve Ovett GBR 3:52.84 Steve Scott USA 3:52.92 John Walker NZL 3:53.19

1981 5000 Metres – Gateshead

7 Jun Barry Smith GBR 13:21.14 Tolossa Kotu ETH 13:23.95 Bill McChesney USA 13:24.66

10,000m – Praha


19 Jun Mick McLeod GBR 27:59.38 Geoff Smith GBR 27:59.43 Nick Rose GBR 27:59.68

YEAR	FIRST			SECOND			THIRD			
(1981)	Sprints – Berlin									
21 Aug	Allan Wells	GBR	30.30	Mel Lattany	USA	30.86	Jeff Phillips	USA	30.97	
	One Mile – Bruxelles									
28 Aug	Sebastian Coe	GBR	3:47.33	Mike Boit	KEN	3:49.45	Steve Scott	USA	3:51.48	
1982	Marathon – Athína									
7 Mar	Rodolfo Gómez	MEX	2:11:49	Vladimir Kotov	URS	2:13:34	Greg Meyer	USA	2:14:07	

WORLD ATHLETES OF THE YEAR

	Men		Women	
1988	Carl Lewis	USA	Florence Griffith Joyner	USA
1989	Roger Kingdom	USA	Ana Quirot	CUB
1990	Steve Backley	GBR	Merlene Ottey	JAM
1991	Carl Lewis	USA	Katrin Krabbe	GER
1992	Kevin Young	USA	Heike Henkel	GER
1993	Colin Jackson	GBR	Sally Gunnell	GBR
1994	Noureddine Morceli	ALG	Jackie Joyner-Kersey	USA
1995	Jonathan Edwards	GBR	Gwen Torrence	USA
1996	Michael Johnson	USA	Svetlana Masterkova	RUS
1997	Wilson Kipketer	DEN	Marion Jones	USA
1998	Haile Gebrselassie	ETH	Marion Jones	USA
1999	Michael Johnson	USA	Gabriela Szabo	ROU
2000	Jan Železný	CZE	Marion Jones ^[1]	USA
2001	Hicham El Guerrouj	MAR	Stacy Dragila	USA
2002	Hicham El Guerrouj	MAR	Paula Radcliffe	GBR
2003	Hicham El Guerrouj	MAR	Hestrie Cloete	RSA
2004	Kenenisa Bekele	ETH	Yelena Isinbaeva	RUS
2005	Kenenisa Bekele	ETH	Yelena Isinbaeva	RUS
2006	Asafa Powell	JAM	Sanya Richards	USA
2007	Tyson Gay	USA	Meseret Defar	ETH
2008	Usain Bolt	JAM	Yelena Isinbaeva	RUS
2009	Usain Bolt	JAM	Sanya Richards	USA
2010	David Rudisha	KEN	Blanka Vlašić	CRO
2011	Usain Bolt	JAM	Sally Pearson	AUS
2012	Usain Bolt	JAM	Allyson Felix	USA
2013	Usain Bolt	JAM	Shelly-Ann Fraser-Pryce	JAM
2014	Renaud Lavillenie	FRA	Valerie Adams	NZL
2015	Ashton Eaton	USA	Genzebe Dibaba	ETH
2016	Usain Bolt	JAM	Almaz Ayana	ETH
2017	Mutaz Essa Barshim	QAT	Nafissatou Thiam	BEL
2018	Eliud Kipchoge	KEN	Caterine Ibargüen	COL
2019	Eliud Kipchoge	KEN	Dalilah Muhammad	USA
2020	Armand Duplantis	SWE	Yulimar Rojas	VEN
2021	Karsten Warholm	NOR	Elaine Thompson-Herah	JAM

¹ In 2008 Jones admitted doping violations dating back to 2000 and was stripped of the five Olympic medals she won that year. The other two women shortlisted in 2000 were Cathy Freeman AUS and Stacy Dragila USA



**WORLD ATHLETICS
CHAMPIONSHIPS
OREGON 22**

OLYMPIC GAMES

The second World Athletics Congress in Berlin 1913 declared that the Olympic Games should serve as their World Championships, which was the case until the first World Athletics Championships of 1983. There are several shades of opinion over the details of early Olympic results. Names, nationalities and even representative countries were not always documented.

Further comments are welcomed by the Editor

The symbol "x" is shown for those events where a medallist was definitely disqualified for a doping offence

Venues - 1896: Athína; 1900: Paris; 1904: St. Louis; 1906: Athína; 1908: London; 1912: Stockholm; 1920: Antwerpen; 1924: Paris; 1928: Amsterdam; 1932: Los Angeles; 1936: Berlin; 1948: London; 1952: Helsinki; 1956: Melbourne; 1960: Roma; 1964: Tokyo; 1968: Ciudad de México; 1972: München; 1976: Montréal; 1980: Moskva; 1984: Los Angeles; 1988: Seoul; 1992: Barcelona; 1996: Atlanta; 2000: Sydney; 2004: Athína; 2008: Beijing; 2012: London; 2016: Río de Janiero; 2021: Tokyo; 2024: Paris; 2028: Los Angeles; 2032: Brisbane

MEN

YEAR	GOLD		SILVER		BRONZE		Wind			
100 Metres										
1896	Thomas Burke	USA	12.0	Fritz Hofmann	GER	12.2	Alajos Szokolýi	HUN	12.6	
1900	Frank Jarvis	USA	11.0	Walter Tewksbury	USA	11.1	Stan Rowley	AUS	11.2	
1904	Archie Hahn	USA	11.0	Nate Cartmell	USA	11.2	William Hogenson	USA	11.3	
1906	Archie Hahn	USA	11.2	Fay Moulton	USA	11.4	Nigel Barker	AUS	11.4	
1908	Reggie Walker	RSA	10.7	James Rector	USA	10.8	Robert Kerr	CAN	10.8	
1912	Ralph Craig	USA	10.8	Alvah Meyer	USA	10.9	Donald Lippincott	USA	10.9	
1920	Charles Paddock	USA	10.8	Morris Kirksey	USA	10.8	Harry Edward	GBR	10.9	
1924	Harold Abrahams	GBR	10.6	Jackson Scholz	USA	10.7	Arthur Porritt	NZL	10.8	
1928	Percy Williams	CAN	10.8	Jack London	GBR	10.9	Georg Lammers	GER	10.9	
1932	Eddie Tolan	USA	10.38	Ralph Metcalfe	USA	10.38	Arthur Jonath	GER	10.50	
1936	Jesse Owens	USA	10.3w	Ralph Metcalfe	USA	10.4	Martinus Osendarp	NED	10.5	2.7
1948	Harrison Dillard	USA	10.3	Barney Ewell	USA	10.4	Lloyd LaBeach	PAN	10.6	1.6
1952	Lindy Remigino	USA	10.79	Herb McKenley	JAM	10.80	McDonald Bailey	GBR	10.83	
1956	Bobby Morrow	USA	10.62	Thane Baker	USA	10.77	Hector Hogan	AUS	10.77	-2.0
1960	Armin Hary	GER	10.32	David Sime	USA	10.35	Peter Radford	GBR	10.42	0.0
1964	Bob Hayes	USA	10.06	Enrique Figuerola	CUB	10.25	Harry Jerome	CAN	10.27	1.1
1968	Jim Hines	USA	9.95	Lennox Miller	JAM	10.04	Charlie Greene	USA	10.07	0.3
1972	Valeriy Borzov	URS	10.14	Robert Taylor	USA	10.24	Lennox Miller	JAM	10.33	0.3
1976	Hasely Crawford	TTO	10.06	Don Quarrie	JAM	10.07	Valeriy Borzov	URS	10.14	0.0
1980	Allan Wells	GBR	10.25	Silvio Leonard	CUB	10.25	Petur Petrov	BUL	10.39	1.2
1984	Carl Lewis	USA	9.99	Sam Graddy	USA	10.19	Ben Johnson	CAN	10.22	0.2
1988x	Carl Lewis	USA	9.92	Linford Christie	GBR	9.97	Calvin Smith	USA	9.99	1.1
1992	Linford Christie	GBR	9.96	Frankie Fredericks	NAM	10.02	Dennis Mitchell	USA	10.04	0.5
1996	Donovan Bailey	CAN	9.84	Frankie Fredericks	NAM	9.89	Ato Boldon	TTO	9.90	0.7
2000	Maurice Greene	USA	9.87	Ato Boldon	TTO	9.99	Obadele Thompson	BAR	10.04	-0.3
2004	Justin Gatlin	USA	9.85	Francis Obikwelu	POR	9.86	Maurice Greene	USA	9.87	0.6
2008	Usain Bolt	JAM	9.69	Richard Thompson	TTO	9.89	Walter Dix	USA	9.91	0.0
2012	Usain Bolt	JAM	9.63	Yohan Blake	JAM	9.75	Justin Gatlin	USA	9.79	1.5
2016	Usain Bolt	JAM	9.81	Justin Gatlin	USA	9.89	Andre De Grasse	CAN	9.91	0.2
2021	Lamont Marcell Jacobs	ITA	9.80	Fred Kerley	USA	9.84	Andre De Grasse	CAN	9.89	0.1

200 Metres

1896: Not contested

1900	Walter Tewksbury	USA	22.2	Norman Pritchard	GBR ^[1]	22.5	Stan Rowley	AUS	22.6	
1904	Archie Hahn	USA	21.6	Nate Cartmell	USA	21.9	William Hogenson	USA	22.1	
1906	Not contested									
1908	Robert Kerr	CAN	22.6	Robert Cloughen	USA	22.6	Nate Cartmell	USA	22.7	
1912	Ralph Craig	USA	21.7	Donald Lippincott	USA	21.8	Willie Applegarth	GBR	22.0	
1920	Allen Woodring	USA	22.0	Charles Paddock	USA	22.0	Harry Edward	GBR	22.2	
1924	Jackson Scholz	USA	21.6	Charles Paddock	USA	21.7	Eric Liddell	GBR	21.9	
1928	Percy Williams	CAN	21.8	Walter Rangeley	GBR	21.9	Helmut Körnig	GER	21.9	
1932	Eddie Tolan	USA	21.12	George Simpson	USA	21.4	Ralph Metcalfe	USA	21.5	
1936	Jesse Owens	USA	20.7	Mack Robinson	USA	21.1	Martinus Osendarp	NED	21.3	
1948	Mel Patton	USA	21.1	Barney Ewell	USA	21.1	Lloyd LaBeach	PAN	21.2	<0
1952	Andy Stanfield	USA	20.81	Thane Baker	USA	20.97	James Gathers	USA	21.08	1.0
1956	Bobby Morrow	USA	20.75	Andy Stanfield	USA	20.97	Thane Baker	USA	21.05	

YEAR	GOLD			SILVER			BRONZE			Wind
1960	Livio Berruti	ITA	20.62	Lester Carney	USA	20.69	Abdoulaye Seye	FRA	20.83	
1964	Henry Carr	USA	20.36	Paul Drayton	USA	20.58	Edwin Roberts	TTO	20.63	-0.7
1968	Tommie Smith	USA	19.83	Peter Norman	AUS	20.06	John Carlos	USA	20.10	0.9
1972	Valeriy Borzov	URS	20.00	Larry Black	USA	20.19	Pietro Mennea	ITA	20.30	0.0
1976	Don Quarrie	JAM	20.22	Millard Hampton	USA	20.29	Dwayne Evans	USA	20.43	0.8
1980	Pietro Mennea	ITA	20.19	Allan Wells	GBR	20.21	Don Quarrie	JAM	20.29	0.9
1984	Carl Lewis	USA	19.80	Kirk Baptiste	USA	19.96	Thomas Jefferson	USA	20.26	-0.9
1988	Joe DeLoach	USA	19.75	Carl Lewis	USA	19.79	Robson da Silva	BRA	20.04	1.7
1992	Michael Marsh	USA	20.01	Frankie Fredericks	NAM	20.13	Michael Bates	USA	20.38	-1.0
1996	Michael Johnson	USA	19.32	Frankie Fredericks	NAM	19.68	Ato Boldon	TTO	19.80	0.4
2000	Kostas Ked�eris	GRE	20.09	Darren Campbell	GBR	20.14	Ato Boldon	TTO	20.20	-0.6
2004	Shawn Crawford	USA	19.79	Bernard Williams	USA	20.01	Justin Gatlin	USA	20.03	1.2
2008	Usain Bolt	JAM	19.30	Shawn Crawford	USA	19.96	Walter Dix	USA	19.98	0.9
2012	Usain Bolt	JAM	19.32	Yohan Blake	JAM	19.44	Warren Weir	JAM	19.84	0.4
2016	Usain Bolt	JAM	19.78	Andre De Grasse	CAN	20.02	Christophe Lemaitre	FRA	20.12	-0.5
2021	Andre De Grasse	CAN	19.62	Kenny Bednarek	USA	19.68	Noah Lyles	USA	19.74	-0.5

¹ The country for which Pritchard competed is debatable. There is a good case for him to be listed as Indian and indeed several Olympic historians prefer this option. For the purposes of this book, the editor is swayed by the research of the late Ian Buchanan published in the *Journal of Olympic History* (Volume 8, number 1, January 2000). Buchanan notes that Calcutta-born Pritchard was selected to represent Great Britain after competing at the 1900 AAA Championships (in London) and was shown as being affiliated to both England and "British India" (*Indes Anglaises*) in the 1900 Olympic Games programme. He concludes that "Pritchard was a British colonial, resident in India". Further evidence is welcomed

400 Metres

1896	Thomas Burke	USA	54.2	Herbert Jamison	USA	55.2	Charles Gmelin	GBR	58.0
1900	Maxie Long	USA	49.4	William Holland	USA	49.6	Ernst Schulz	DEN	52.4
1904	Harry Hillman	USA	49.2	Frank Waller	USA	49.9	Herman Groman	USA	50.0
1906	Paul Pilgrim	USA	53.2	Wyndham Halswelle	GBR	53.8	Nigel Barker	AUS	54.1
1908	Wyndham Halswelle	GBR	50.0	-	-	-	-	-	-
1912	Charles Reidpath	USA	48.2	Hanns Braun	GER	48.3	Edward Lindberg	USA	48.4
1920	Bevil Rudd	RSA	49.6	Guy Butler	GBR	49.9	Nils Engdahl	SWE	50.0
1924	Eric Liddell	GBR	47.6	Horatio Fitch	USA	48.4	Guy Butler	GBR	48.6
1928	Ray Barbuti	USA	47.8	James Ball	CAN	47.9	Joachim B�uchner	GER	48.1
1932	Bill Carr	USA	46.28	Ben Eastman	USA	46.50	Alex Wilson	CAN	47.4
1936	Archie Williams	USA	46.66	Godfrey Brown	GBR	46.68	James LuValle	USA	46.84
1948	Arthur Wint	JAM	46.3	Herb McKenley	JAM	46.6	Mal Whitfield	USA	47.0
1952	George Rhoden	JAM	46.09	Herb McKenley	JAM	46.20	Ollie Matson	USA	46.94
1956	Charles Jenkins	USA	46.85	Karl-Friedrich Haas	GER	47.12	Voitto Hellsten	FIN	47.15
							Ardalion Ignatyev	URS	47.15
1960	Otis Davis	USA	45.07	Carl Kaufmann	GER	45.08	Malcolm Spence	RSA	45.60
1964	Mike Larrabee	USA	45.15	Wendell Mottley	TTO	45.24	Andrzej Badeński	POL	45.64
1968	Lee Evans	USA	43.86	Larry James	USA	43.97	Ron Freeman	USA	44.41
1972	Vince Matthews	USA	44.66	Wayne Collett	USA	44.80	Julius Sang	KEN	44.92
1976	Alberto Juantorena	CUB	44.26	Fred Newhouse	USA	44.40	Herman Frazier	USA	44.95
1980	Viktor Markin	URS	44.60	Rick Mitchell	AUS	44.84	Frank Schaffer	GDR	44.87
1984	Alonzo Babers	USA	44.27	Gabriel Tiacoh	CIV	44.54	Antonio McKay	USA	44.71
1988	Steve Lewis	USA	43.87	Butch Reynolds	USA	43.93	Danny Everett	USA	44.09
1992	Quincy Watts	USA	43.50	Steve Lewis	USA	44.21	Samson Kitur	KEN	44.24
1996	Michael Johnson	USA	43.49	Roger Black	GBR	44.41	Davis Kamoga	UGA	44.53
2000	Michael Johnson	USA	43.84	Alvin Harrison	USA	44.40	Greg Houghton	JAM	44.70
2004	Jeremy Wariner	USA	44.00	Otis Harris	USA	44.16	Derrick Brew	USA	44.42
2008	LaShawn Merritt	USA	43.75	Jeremy Wariner	USA	44.74	David Neville	USA	44.80
2012	Kirani James	GRN	43.94	Luguel�n Santos	DOM	44.46	Lalonde Gordon	TTO	44.52
2016	Wayde van Niekerk	RSA	43.03	Kirani James	GRN	43.76	LaShawn Merritt	USA	43.85
2021	Steven Gardiner	BAH	43.85	Anthony Zambrano	COL	44.08	Kirani James	GRN	44.19

800 Metres

1896	Edwin Flack	AUS	2:11.0	N�ndor D�ni	HUN	2:11.8	Dimitrios Golemis	GRE	2:28.0
1900	Alfred Tysoe	GBR	2:01.2	John Cregan	USA	2:01.8	David Hall	USA	2:05.0
1904	James Lightbody	USA	1:56.0	Howard Valentine	USA	1:56.3	Emil Breitkreutz	USA	1:56.4
1906	Paul Pilgrim	USA	2:01.5	James Lightbody	USA	2:01.6	Wyndham Halswelle	GBR	2:03.0
1908	Mel Sheppard	USA	1:52.8	Emilio Lunghi	ITA	1:54.2	Hanns Braun	GER	1:55.2
1912	Ted Meredith	USA	1:51.9	Mel Sheppard	USA	1:52.0	Ira Davenport	USA	1:52.0
1920	Albert Hill	GBR	1:53.4	Earl Eby	USA	1:53.7	Bevil Rudd	RSA	1:53.7
1924	Douglas Lowe	GBR	1:52.4	Paul Martin	SUI	1:52.5	Schuyler Enck	USA	1:52.9
1928	Douglas Lowe	GBR	1:51.8	Erik Byl�hn	SWE	1:52.8	Hermann Engelhard	GER	1:53.2
1932	Tommy Hampson	GBR	1:49.70	Alex Wilson	CAN	1:49.9	Phil Edwards	CAN	1:51.5
1936	John Woodruff	USA	1:52.9	Mario Lanzi	ITA	1:53.3	Phil Edwards	CAN	1:53.6
1948	Mal Whitfield	USA	1:49.3	Arthur Wint	JAM	1:49.6	Marcel Hansenne	FRA	1:50.1
1952	Mal Whitfield	USA	1:49.34	Arthur Wint	JAM	1:49.63	Heinz Ulzheimer	GER	1:49.78

YEAR	GOLD			SILVER			BRONZE		
1956	Tom Courtney	USA	1:47.75	Derek Johnson	GBR	1:47.88	Audun Boysen	NOR	1:48.25
1960	Peter Snell	NZL	1:46.48	Roger Moens	BEL	1:46.55	George Kerr	BWI	1:47.25
1964	Peter Snell	NZL	1:45.1	Bill Crothers	CAN	1:45.6	Wilson Kiprugut	KEN	1:45.9
1968	Ralph Doubell	AUS	1:44.40	Wilson Kiprugut	KEN	1:44.57	Tom Farrell	USA	1:45.46
1972	Dave Wottle	USA	1:45.86	Yevgeniy Arzhanov	URS	1:45.89	Mike Boit	KEN	1:46.01
1976	Alberto Juantorena	CUB	1:43.50	Ivo Van Damme	BEL	1:43.86	Rick Wohlhuter	USA	1:44.12
1980	Steve Ovett	GBR	1:45.40	Sebastian Coe	GBR	1:45.85	Nikolay Kirov	URS	1:45.94
1984	Joaquim Cruz	BRA	1:43.00	Sebastian Coe	GBR	1:43.64	Earl Jones	USA	1:43.83
1988	Paul Ereng	KEN	1:43.45	Joaquim Cruz	BRA	1:43.90	Saïd Aouita	MAR	1:44.06
1992	William Tanui	KEN	1:43.66	Nixon Kiprotich	KEN	1:43.70	Johnny Gray	USA	1:43.97
1996	Vebjørn Rodal	NOR	1:42.58	Hezekiel Sepeng	RSA	1:42.74	Fred Onyancha	KEN	1:42.79
2000	Nils Schumann	GER	1:45.08	Wilson Kipketer	DEN	1:45.14	Djabir Saïd-Guerni	ALG	1:45.16
2004	Yuriy Borzakovskiy	RUS	1:44.45	Mbulaeni Mulaudzi	RSA	1:44.61	Wilson Kipketer	DEN	1:44.65
2008	Wilfred Bungei	KEN	1:44.65	Ahmed Ismail	SUD	1:44.70	Alfred Kirwa Yego	KEN	1:44.82
2012	David Rudisha	KEN	1:40.91	Nijel Amos	BOT	1:41.73	Timothy Kitum	KEN	1:42.53
2016	David Rudisha	KEN	1:42.15	Taoufik Makhoulfi	ALG	1:42.61	Clayton Murphy	USA	1:42.93
2021	Emmanuel Korir	KEN	1:45.06	Ferguson Rotich	KEN	1:45.23	Patryk Dobek	POL	1:45.39

1500 Metres

1896	Edwin Flack	AUS	4:33.2	Arthur Blake	USA	4:34.0	Albin Lermusiaux	FRA	4:36.0
1900	Charles Bennett	GBR	4:06.2	Henri Deloge	FRA	4:07.2	John Bray	USA	4:10.0
1904	James Lightbody	USA	4:05.4	William Verner	USA	4:06.8	Lacey Hearn	USA	-
1906	James Lightbody	USA	4:12.0	John McGough	GBR	4:12.6	Kristian Hellström	SWE	4:13.4
1908	Mel Sheppard	USA	4:03.4	Harold Wilson	GBR	4:03.6	Norman Hallows	GBR	4:04.0
1912	Arnold Jackson	GBR	3:56.8	Abel Kiviat	USA	3:56.9	Norman Taber	USA	3:56.9
1920	Albert Hill	GBR	4:01.8	Philip Baker	GBR	4:02.4	Lawrence Shields	USA	4:03.1
1924	Paavo Nurmi	FIN	3:53.6	Willy Schärer	SUI	3:55.0	Henry Stallard	GBR	3:55.6
1928	Harri Larva	FIN	3:53.2	Jules Ladoumègue	FRA	3:53.8	Eino Purje	FIN	3:56.4
1932	Luigi Beccali	ITA	3:51.20	Jerry Cornes	GBR	3:52.6	Phil Edwards	CAN	3:52.8
1936	Jack Lovelock	NZL	3:47.8	Glenn Cunningham	USA	3:48.4	Luigi Beccali	ITA	3:49.2
1948	Henry Eriksson	SWE	3:49.8	Lennart Strand	SWE	3:50.4	Willem Slijkhuis	NED	3:50.4
1952	Josy Barthel	LUX	3:45.28	Bob McMillen	USA	3:45.39	Werner Lueg	GER	3:45.67
1956	Ron Delany	IRL	3:41.49	Klaus Richtzenhain	GER	3:42.02	John Landy	AUS	3:42.03
1960	Herb Elliott	AUS	3:35.6	Michel Jazy	FRA	3:38.4	István Rózsavölgyi	HUN	3:39.2
1964	Peter Snell	NZL	3:38.1	Josef Odložil	CZE	3:39.6	John Davies	NZL	3:39.6
1968	Kip Keino	KEN	3:34.91	Jim Ryun	USA	3:37.89	Bodo Tümmler	FRG	3:39.08
1972	Pekka Vasala	FIN	3:36.33	Kip Keino	KEN	3:36.81	Rod Dixon	NZL	3:37.46
1976	John Walker	NZL	3:39.17	Ivo Van Damme	BEL	3:39.27	Paul-Heinz Wellmann	FRG	3:39.33
1980	Sebastian Coe	GBR	3:38.40	Jürgen Straub	GDR	3:38.80	Steve Ovett	GBR	3:38.99
1984	Sebastian Coe	GBR	3:32.53	Steve Cram	GBR	3:33.40	José Abascal	ESP	3:34.30
1988	Peter Rono	KEN	3:35.96	Peter Elliott	GBR	3:36.15	Jens-Peter Herold	GDR	3:36.21
1992	Fermin Cacho	ESP	3:40.12	Rachid El Basir	MAR	3:40.62	Mohammed Suleiman	QAT	3:40.69
1996	Noureddine Morceli	ALG	3:35.78	Fermín Cacho	ESP	3:36.40	Stephen Kipkorir	KEN	3:36.72
2000	Noah Ngeny	KEN	3:32.07	Hicham El Guerrouj	MAR	3:32.32	Bernard Lagat	KEN	3:32.44
2004	Hicham El Guerrouj	MAR	3:34.18	Bernard Lagat	KEN	3:34.30	Rui Silva	POR	3:34.68
2008 ✕	Asbel Kiprop	KEN	3:33.11	Nick Willis	NZL	3:34.16	Mehdi Baala	FRA	3:34.21
2012	Taoufik Makhoulfi	ALG	3:34.08	Leonel Manzano	USA	3:34.79	Abdelaati Iguider	MAR	3:35.13
2016	Matthew Centrowitz	USA	3:50.00	Taoufik Makhoulfi	ALG	3:50.11	Nick Willis	NZL	3:50.24
2021	Jakob Ingebrigtsen	NOR	3:28.32	Timothy Cheruiyot	KEN	3:29.01	Josh Kerr	GBR	3:29.05

5000 Metres*1896 & 1908: Not contested*

1912	Hannes Kolehmainen	FIN	14:36.6	Jean Bouin	FRA	14:36.7	George Hutson	GBR	15:07.6
1920	Joseph Guillemot	FRA	14:55.6	Paavo Nurmi	FIN	15:00.0	Erik Backman	SWE	15:13.0
1924	Paavo Nurmi	FIN	14:31.2	Ville Ritola	FIN	14:31.4	Edvin Wide	SWE	15:01.8
1928	Ville Ritola	FIN	14:38.0	Paavo Nurmi	FIN	14:40.0	Edvin Wide	SWE	14:41.2
1932	Lauri Lehtinen	FIN	14:29.91	Ralph Hill	USA	14:30.0	Lauri Virtanen	FIN	14:44.0
1936	Gunnar Höckert	FIN	14:22.2	Lauri Lehtinen	FIN	14:25.8	Henry Jonsson	SWE	14:29.0
1948	Gaston Reiff	BEL	14:17.6	Emil Zátopek	CZE	14:17.8	Willem Slijkhuis	NED	14:26.8
1952	Emil Zátopek	CZE	14:06.72	Alain Mimoun	FRA	14:07.58	Herbert Schade	GER	14:08.80
1956	Vladimir Kuts	URS	13:39.86	Gordon Pirie	GBR	13:50.78	Derek Ibbotson	GBR	13:54.60
1960	Murray Halberg	NZL	13:43.76	Hans Grodotzki	GER	13:45.01	Kazimierz Zimny	POL	13:45.09
1964	Bob Schul	USA	13:48.8	Harald Norpoth	GER	13:49.6	Bill Dellinger	USA	13:49.8
1968	Mohamed Gammoudi	TUN	14:05.01	Kipchoge Keino	KEN	14:05.16	Naftali Temu	KEN	14:06.41
1972	Lasse Viren	FIN	13:26.42	Mohamed Gammoudi	TUN	13:27.33	Ian Stewart	GBR	13:27.61
1976	Lasse Viren	FIN	13:24.76	Dick Quax	NZL	13:25.16	Klaus-Peter Hildenbrand	FRG	13:25.38
1980	Miruts Yifter	ETH	13:20.91	Suleiman Nyambui	TAN	13:21.60	Kaarlo Maaninka	FIN	13:22.00
1984	Saïd Aouita	MAR	13:05.59	Markus Ryffel	SUI	13:07.54	António Leitão	POR	13:09.20

YEAR	GOLD			SILVER			BRONZE		
1988	John Ngugi	KEN	13:11.70	Dieter Baumann	FRG	13:15.52	Hansjörg Kunze	GDR	13:15.73
1992	Dieter Baumann	GER	13:12.52	Paul Bitok	KEN	13:12.71	Fita Bayissa	ETH	13:13.03
1996	Vénuste Niyongabo	BDI	13:07.96	Paul Bitok	KEN	13:08.16	Khalid Boulami	MAR	13:08.37
2000	Million Wolde	ETH	13:35.49	Ali Saïdi Sief	ALG	13:36.20	Brahim Lahlafi	MAR	13:36.47
2004	Hicham El Guerrouj	MAR	13:14.39	Kenenisa Bekele	ETH	13:14.59	Eliud Kipchoge	KEN	13:15.10
2008	Kenenisa Bekele	ETH	12:57.82	Eliud Kipchoge	KEN	13:02.80	Edwin Soi	KEN	13:06.22
2012	Mohamed Farah	GBR	13:41.66	Dejen Gebremeskel	ETH	13:41.98	Thomas Longosiwa	KEN	13:42.36
2016	Mohamed Farah	GBR	13:03.30	Paul Chelimo	USA	13:03.90	Hagos Gebrihwet	ETH	13:04.35
2021	Joshua Cheptegei	UGA	12:58.15	Mohammed Ahmed	CAN	12:58.61	Paul Chelimo	USA	12:59.05

10,000 Metres*1896 to 1908: Not contested*

1912	Hannes Kolehmainen	FIN	31:20.8	Louis Tewanima	USA	32:06.6	Albin Stenroos	FIN	32:21.8
1920	Paavo Nurmi	FIN	31:45.8	Joseph Guillemot	FRA	31:47.2	James Wilson	GBR	31:50.8
1924	Ville Ritola	FIN	30:23.2	Edvin Wide	SWE	30:55.2	Eero Berg	FIN	31:43.0
1928	Paavo Nurmi	FIN	30:18.8	Ville Ritola	FIN	30:19.4	Edvin Wide	SWE	31:00.8
1932	Janusz Kusocinski	POL	30:11.42	Volmari Iso-Hollo	FIN	30:12.6	Lauri Virtanen	FIN	30:35.0
1936	Ilmari Salminen	FIN	30:15.4	Arvo Askola	FIN	30:15.6	Volmari Iso-Hollo	FIN	30:20.2
1948	Emil Zátopek	CZE	29:59.6	Alain Mimoun	FRA	30:47.4	Bertil Albertsson	SWE	30:53.6
1952	Emil Zátopek	CZE	29:17.0	Alain Mimoun	FRA	29:32.8	Aleksandr Anutriyev	URS	29:48.2
1956	Vladimir Kuts	URS	28:45.59	József Kovács	HUN	28:52.36	Allan Lawrence	AUS	28:53.59
1960	Pyotr Bolotnikov	URS	28:32.18	Hans Grodotzki	GER	28:37.22	David Power	AUS	28:37.65
1964	Billy Mills	USA	28:24.4	Mohamed Gammoudi	TUN	28:24.8	Ron Clarke	AUS	28:25.8
1968	Naftali Temu	KEN	29:27.40	Mamo Wolde	ETH	29:27.75	Mohamed Gammoudi	TUN	29:34.2
1972	Lasse Viren	FIN	27:38.35	Emiel Puttemans	BEL	27:39.58	Miruts Yifter	ETH	27:40.96
1976	Lasse Viren	FIN	27:40.38	Carlos Lopes	POR	27:45.17	Brendan Foster	GBR	27:54.92
1980	Miruts Yifter	ETH	27:42.69	Kaarlo Maaninka	FIN	27:44.28	Mohamed Kedir	ETH	27:44.64
1984	Alberto Cova	ITA	27:47.54	Mick McLeod	GBR	28:06.22	Mike Musyoki	KEN	28:06.46
1988	Brahim Boutayeb	MAR	27:21.46	Salvatore Antibo	ITA	27:23.55	Kipkemboi Kimeli	KEN	27:25.16
1992	Khalid Skah	MAR	27:46.70	Richard Chelimo	KEN	27:47.72	Addis Abebe	ETH	28:00.07
1996	Haile Gebrselassie	ETH	27:07.34	Paul Tergat	KEN	27:08.17	Salah Hissou	MAR	27:24.67
2000	Haile Gebrselassie	ETH	27:18.20	Paul Tergat	KEN	27:18.29	Assefa Mezgebu	ETH	27:19.75
2004	Kenenisa Bekele	ETH	27:05.10	Sileshi Sihine	ETH	27:09.39	Zersenay Tadese	ERI	27:22.57
2008	Kenenisa Bekele	ETH	27:01.17	Sileshi Sihine	ETH	27:02.77	Micah Kogo	KEN	27:04.11
2012	Mohamed Farah	GBR	27:30.42	Galen Rupp	USA	27:30.90	Tariku Bekele	ETH	27:31.43
2016	Mohamed Farah	GBR	27:05.17	Paul Tanui	KEN	27:05.64	Tamirat Tola	ETH	27:06.26
2021	Selemon Barega	ETH	27:43.22	Joshua Cheptegei	UGA	27:43.63	Jacob Kiplimo	UGA	27:43.88

Marathon

1896 ^{40Km}	Spyridon Louis	GRE	2:58:50	Harilaos Vasilakos	GRE	3:06:03	Gyula Kellner	HUN	3:06:35
1900 ^{40.26Km}	Michel Théato	FRA	2:59:45	Émile Champion	FRA	3:04:17	Ernst Fast	SWE	3:37:14
1904 ^{41Km}	Thomas Hicks	USA	3:28:53	Albert Corey	FRA	3:34:52	Arthur Newton	USA	3:47:33
1906 ^{41.86Km}	Billy Sherring	CAN	2:51:23.6	John Svanberg	SWE	2:58:20.8	William Frank	USA	3:00:46.8
1908	John Hayes	USA	2:55:18.4	Charles Hefferon	RSA	2:56:06.0	Joseph Forshaw	USA	2:57:10.4
1912 ^{40.2Km}	Kenneth MacArthur	RSA	2:36:54.8	Christian Gitsham	RSA	2:37:52.0	Gaston Strobino	USA	2:38:42.4
1920 ^{42.75Km}	Hannes Kolehmainen	FIN	2:32:35.8	Jüri Lossman	EST	2:32:48.6	Valerio Arri	ITA	2:36:32.8
1924	Albin Stenroos	FIN	2:41:22.6	Romeo Bertini	ITA	2:47:19.6	Clarence DeMar	USA	2:48:14.0
1928	Boughèra El Ouafi	FRA	2:32:57	Manuel Plaza	CHI	2:33:23	Martii Martelin	FIN	2:35:02
1932	Juan Carlos Zabala	ARG	2:31:36	Sam Ferris	GBR	2:31:55	Armas Toivonen	FIN	2:32:12
1936	Sohn Kee-Chung	JPN	2:29:19.2	Ernie Harper	GBR	2:31:23.2	Nam Sung-Yong	JPN	2:31:42.0
1948	Delfo Cabrera	ARG	2:34:51.6	Tom Richards	GBR	2:35:07.6	Etienne Gailly	BEL	2:35:33.6
1952	Emil Zátopek	CZE	2:23:03.2	Reinaldo Gorno	ARG	2:25:35.0	Gustaf Jansson	SWE	2:26:07.0
1956	Alain Mimoun	FRA	2:25:00	Franjo Mihalic	YUG	2:26:32	Veikko Karvonen	FIN	2:27:47
1960	Abebe Bikila	ETH	2:15:16.2	Rhadi ben Abdesselem	MAR	2:15:41.6	Barry Magee	NZL	2:17:18.2
1964	Abebe Bikila	ETH	2:12:11.2	Basil Heatley	GBR	2:16:19.2	Kokichi Tsuburaya	JPN	2:16:22.8
1968	Mamo Wolde	ETH	2:20:26.4	Kenji Kimihara	JPN	2:23:31.0	Michael Ryan	NZL	2:23:45.0
1972	Frank Shorter	USA	2:12:19.8	Karel Lismont	BEL	2:14:31.8	Mamo Wolde	ETH	2:15:08.4
1976	Waldemar Cierpinski	GDR	2:09:55.0	Frank Shorter	USA	2:10:45.8	Karel Lismont	BEL	2:11:12.6
1980	Waldemar Cierpinski	GDR	2:11:03	Gerard Nijboer	NED	2:11:20	Satymkul Dzhumanazarov	URS	2:11:35
1984	Carlos Lopes	POR	2:09:21	John Treacy	IRL	2:09:56	Charlie Spedding	GBR	2:09:58
1988	Gelindo Bordin	ITA	2:10:32	Douglas Wakiihuri	KEN	2:10:47	Ahmed Salah	DJI	2:10:59
1992	Hwang Young-cho	KOR	2:13:23	Koichi Morishita	JPN	2:13:45	Stephan Freigang	GER	2:14:00
1996	Josia Thugwane	RSA	2:12:36	Lee Bong-Ju	KOR	2:12:39	Eric Wainaina	KEN	2:12:44
2000	Gezahegn Abera	ETH	2:10:11	Eric Wainaina	KEN	2:10:31	Tesfaye Tola	ETH	2:11:10
2004	Stefano Baldini	ITA	2:10:55	Meb Keflezighi	USA	2:11:29	Vanderlei de Lima	BRA	2:12:11
2008	Samuel Wanjiru	KEN	2:06:32	Jaouad Gharib	MAR	2:07:16	Tsegay Kebede	ETH	2:10:00
2012	Stephen Kiprotich	UGA	2:08:01	Abel Kirui	KEN	2:08:27	Wilson Kipsang	KEN	2:09:37
2016	Eliud Kipchoge	KEN	2:08:44	Feyisa Lilesa	ETH	2:09:56	Galen Rupp	USA	2:10:05
2021	Eliud Kipchoge	KEN	2:08:38	Abdi Nageeye	NED	2:09:58	Bashir Abdi	BEL	2:10:00

YEAR	GOLD			SILVER			BRONZE			Wind
------	------	--	--	--------	--	--	--------	--	--	------

3000 Metres Steeplechase*1896 to 1912: Not contested*

1920	Percy Hodge	GBR	10:00.4	Patrick Flynn	USA	10:00.4	Ernesto Ambrosini	ITA	10:21.0
1924	Ville Ritola	FIN	9:33.6	Elias Katz	FIN	9:44.0	Paul Bontemps	FRA	9:45.2
1928	Toivo Loukola	FIN	9:21.70	Paavo Nurmi	FIN	9:31.2	Ove Andersen	FIN	9:35.6
1932 ^{3460m}	Volmari Iso-Hollo	FIN	10:33.4	Thomas Evenson	GBR	10:46.0	Joe McCluskey	USA	10:46.2
1936	Volmari Iso-Hollo	FIN	9:03.8	Kalle Tuominen	FIN	9:06.8	Alfred Dompert	GER	9:07.2
1948	Tore Sjöstrand	SWE	9:04.6	Erik Elmsäter	SWE	9:08.2	Göte Hagström	SWE	9:11.8
1952	Horace Ashenfelter	USA	8:45.68	Vladimir Kazantsev	URS	8:51.52	John Disley	GBR	8:51.94
1956	Chris Brasher	GBR	8:41.35	Sándor Rozsnyói	HUN	8:43.68	Ernst Larsen	NOR	8:44.05
1960	Zdzisław Krzyszkowiak	POL	8:34.30	Nikolay Sokolov	URS	8:36.55	Semyon Rzhishchin	URS	8:42.34
1964	Gaston Roelants	BEL	8:30.8	Maurice Herriott	GBR	8:32.4	Ivan Belyayev	URS	8:33.8
1968	Amos Biwott	KEN	8:51.02	Benjamin Kogo	KEN	8:51.56	George Young	USA	8:51.86
1972	Kip Keino	KEN	8:23.64	Ben Jipcho	KEN	8:24.62	Tapio Kantanen	FIN	8:24.66
1976	Anders Gärderud	SWE	8:08.02	Bronisław Malinowski	POL	8:09.11	Frank Baumgartl	GDR	8:10.36
1980	Bronisław Malinowski	POL	8:09.70	Filbert Bayi	TAN	8:12.48	Eshetu Tura	ETH	8:13.57
1984	Julius Korir	KEN	8:11.80	Joseph Mahmoud	FRA	8:13.31	Brian Diemer	USA	8:14.06
1988	Julius Kariuki	KEN	8:05.51	Peter Koech	KEN	8:06.79	Mark Rowland	GBR	8:07.96
1992	Matthew Birir	KEN	8:08.94	Patrick Sang	KEN	8:09.55	William Mutwol	KEN	8:10.74
1996	Joseph Keter	KEN	8:07.12	Moses Kiptanui	KEN	8:08.33	Alessandro Lambruschini	ITA	8:11.28
2000	Reuben Kosgei	KEN	8:21.43	Wilson Boit Kipketer	KEN	8:21.77	Ali Ezzine	MAR	8:22.15
2004	Ezekiel Kemboi	KEN	8:05.81	Brimin Kipruto	KEN	8:06.11	Paul Kipsiele Koech	KEN	8:06.64
2008	Brimin Kipruto	KEN	8:10.34	Mahiedine Mekhissi-Benabbad	FRA	8:10.49	Richard Mateelong	KEN	8:11.01
2012	Ezekiel Kemboi	KEN	8:18.56	Mahiedine Mekhissi-Benabbad	FRA	8:19.08	Abel Mutai	KEN	8:19.73
2016	Consesus Kipruto	KEN	8:03.28	Evan Jager	USA	8:04.28	Mahiedine Mekhissi-Benabbad	FRA	8:11.52
2021	Soufiane El Bakkali	MAR	8:08.90	Lamecha Girma	ETH	8:10.38	Benjamin Kigen	KEN	8:11.45

110 Metres Hurdles

1896	Thomas Curtis	USA	17.6	Grantley Goulding	GBR	17.7	-			
1900	Alvin Kraenzlein	USA	15.4	John McLean	USA	15.5	Fred Moloney	USA	15.6	
1904	Fred Schule	USA	16.0	Thaddeus Shideler	USA	16.2	Lesley Ashburner	USA	16.4	
1906	Robert Leavitt	USA	16.2	Alfred Healey	GBR	16.2	Vincent Dunkler	RSA	16.3	
1908	Forrest Smithson	USA	15.0	John Garrels	USA	15.7	Arthur Shaw	USA	15.8	
1912	Fred Kelly	USA	15.1	James Wendell	USA	15.2	Martin Hawkins	USA	15.3	
1920	Earl Thomson	CAN	14.8	Harold Barron	USA	15.0	Feg Murray	USA	15.2	
1924	Daniel Kinsey	USA	15.0	Sydney Atkinson	RSA	15.0	Sten-Pelle Pettersson	SWE	15.4	
1928	Sydney Atkinson	RSA	14.8	Stephen Anderson	USA	14.8	John Collier	USA	14.9	
1932	George Saling	USA	14.57	Percy Beard	USA	14.72	Don Finlay	GBR	14.79	
1936	Forrest Towns	USA	14.2	Don Finlay	GBR	14.4	Fritz Pollard	USA	14.4	
1948	William Porter	USA	13.9	Clyde Scott	USA	14.1	Craig Dixon	USA	14.1	<0
1952	Harrison Dillard	USA	13.91	Jack Davis	USA	14.00	Art Barnard	USA	14.40	
1956	Lee Calhoun	USA	13.70	Jack Davis	USA	13.73	Joel Shankle	USA	14.25	-1.9
1960	Lee Calhoun	USA	13.98	Willie May	USA	13.99	Hayes Jones	USA	14.17	0.1
1964	Hayes Jones	USA	13.67	Blaine Lindgren	USA	13.74	Anatoliy Mikhaylov	URS	13.78	2.0
1968	Willie Davenport	USA	13.33	Ervin Hall	USA	13.42	Eddy Ottoz	ITA	13.46	0.0
1972	Rod Milburn	USA	13.24	Guy Drut	FRA	13.34	Tomas Hill	USA	13.48	0.3
1976	Guy Drut	FRA	13.30	Alejandro Casañas	CUB	13.33	Willie Davenport	USA	13.38	0.0
1980	Thomas Munkelt	GDR	13.39	Alejandro Casañas	CUB	13.40	Aleksandr Puchkov	URS	13.44	0.9
1984	Roger Kingdom	USA	13.20	Greg Foster	USA	13.23	Arto Bryggare	FIN	13.40	-0.4
1988	Roger Kingdom	USA	12.98	Colin Jackson	GBR	13.28	Tonie Campbell	USA	13.38	1.5
1992	Mark McKoy	CAN	13.12	Tony Dees	USA	13.24	Jack Pierce	USA	13.26	0.8
1996	Allen Johnson	USA	12.95	Mark Crear	USA	13.09	Florian Schwarthoff	GER	13.17	0.6
2000	Anier García	CUB	13.00	Terrence Trammell	USA	13.16	Mark Crear	USA	13.22	0.6
2004	Liu Xiang	CHN	12.91	Terrence Trammell	USA	13.18	Anier García	CUB	13.20	0.3
2008	Dayron Robles	CUB	12.93	David Payne	USA	13.17	David Oliver	USA	13.18	0.1
2012	Aries Merritt	USA	12.92	Jason Richardson	USA	13.04	Hansle Parchment	JAM	13.12	-0.3
2016	Omar McLeod	JAM	13.05	Orlando Ortega	ESP	13.17	Dmitri Bascou	FRA	13.24	0.2
2021	Hansle Parchment	JAM	13.04	Grant Holloway	USA	13.09	Ronald Levy	JAM	13.10	-0.5

400 Metres Hurdles*1896: Not contested*

1900	Walter Tewksbury	USA	57.6	Henri Tauzin	FRA	58.3	George Orton	CAN	58.9
1904 ^{76.2cm}	Harry Hillman	USA	53.0	Frank Waller	USA	53.2	George Poage	USA	58.4
1906	Not contested								
1908	Charles Bacon	USA	55.0	Harry Hillman	USA	55.3	Jimmy Tremeer	GBR	57.0
1912	Not contested								
1920	Frank Loomis	USA	54.0	John Norton	USA	54.6	August Desch	USA	54.7
1924	Morgan Taylor	USA	52.6	Erik Wilén	FIN	53.8	Ivan Riley	USA	54.2
1928	Lord Burghley	GBR	53.4	Frank Cuhel	USA	53.6	Morgan Taylor	USA	53.6

YEAR	GOLD			SILVER			BRONZE		
1932	Robert Tisdall	IRL	51.67	Glenn Hardin	USA	51.85	Morgan Taylor	USA	51.96
1936	Glenn Hardin	USA	52.4	John Loaring	CAN	52.7	Miguel White	PHI	52.8
1948	Roy Cochran	USA	51.1	Duncan White	SRI	51.8	Rune Larsson	SWE	52.2
1952	Charlie Moore	USA	51.06	Yuriy Lituyev	URS	51.51	John Holland	NZL	52.26
1956	Glenn Davis	USA	50.29	Eddie Southern	USA	50.94	Josh Culbreath	USA	51.74
1960	Glenn Davis	USA	49.51	Clifton Cushman	USA	49.77	Dick Howard	USA	49.90
1964	Rex Cawley	USA	49.6	John Cooper	GBR	50.1	Salvatore Morale	ITA	50.1
1968	David Hemery	GBR	48.12	Gerhard Hennige	FRG	49.02	John Sherwood	GBR	49.03
1972	John Akii-Bua	UGA	47.82	Ralph Mann	USA	48.51	David Hemery	GBR	48.52
1976	Edwin Moses	USA	47.63	Mike Shine	USA	48.69	Yevgeniy Gavrilenko	URS	49.45
1980	Volker Beck	GDR	48.70	Vasilii Arkhipenko	URS	48.86	Gary Oakes	GBR	49.11
1984	Edwin Moses	USA	47.75	Danny Harris	USA	48.13	Harald Schmid	FRG	48.19
1988	Andre Phillips	USA	47.19	Amadou Dia Bâ	SEN	47.23	Edwin Moses	USA	47.56
1992	Kevin Young	USA	46.78	Winthrop Graham	JAM	47.66	Kriss Akabusi	GBR	47.82
1996	Derrick Adkins	USA	47.54	Samuel Matete	ZAM	47.78	Calvin Davis	USA	47.96
2000	Angelo Taylor	USA	47.50	Hadi Al-Somaily	KSA	47.53	Llewellyn Herbert	RSA	47.81
2004	Félix Sánchez	DOM	47.63	Danny McFarlane	JAM	48.11	Naman Keita	FRA	48.26
2008	Angelo Taylor	USA	47.25	Kerron Clement	USA	47.98	Bershawn Jackson	USA	48.06
2012	Félix Sánchez	DOM	47.63	Michael Tinsley	USA	47.91	Javier Culson	PUR	48.10
2016	Kerron Clement	USA	47.73	Boniface Tumuti	KEN	47.78	Yasmani Copello	TUR	47.92
2021	Karsten Warholm	NOR	45.94	Rai Benjamin	USA	46.17	Alison dos Santos	BRA	46.72

High Jump

1896	Ellery Clark	USA	1.81	James Connolly	USA	1.65			
				Robert Garrett	USA	1.65			
1900	Irving Baxter	USA	1.90	Patrick Leahy	GBR	1.78	Lajos Gönczy	HUN	1.75
1904	Samuel Jones	USA	1.803	Garrett Serviss	USA	1.778	Paul Weinstein	GER	1.778
1906	Con Leahy	GBR	1.775	Lajos Gönczy	HUN	1.75	Themistoklis Diakidis	GRE	1.725
							Herbert Kerrigan	USA	1.725
1908	Harry Porter	USA	1.905	Con Leahy	GBR	1.88			
				István Somodi	HUN	1.88			
				Géo André	FRA	1.88			
1912	Alma Richards	USA	1.93	Hans Liesche	GER	1.91	George Horine	USA	1.89
1920	Richmond Landon	USA	1.935	Harold Muller	USA	1.90	Bo Ekelund	SWE	1.90
1924	Harold Osborn	USA	1.98	Leroy Brown	USA	1.95	Pierre Lewden	FRA	1.92
1928	Bob King	USA	1.94	Benjamin Hedges	USA	1.91	Claude Ménard	FRA	1.91
1932	Duncan McNaughton	CAN	1.97	Robert Van Osdel	USA	1.97	Simeon Toribio	PHI	1.97
1936	Cornelius Johnson	USA	2.03	Dave Albritton	USA	2.00	Delos Thurber	USA	2.00
1948	John Winter	AUS	1.98	Bjørn Paulson	NOR	1.95	George Stanich	USA	1.95
1952	Walt Davis	USA	2.04	Ken Wiesner	USA	2.01	José da Conceição	BRA	1.98
1956	Charles Dumas	USA	2.12	Chilla Porter	AUS	2.10	Igor Kashkarov	URS	2.08
1960	Robert Shavlakadze	URS	2.16	Valeriy Brumel	URS	2.16	John Thomas	USA	2.14
1964	Valeriy Brumel	URS	2.18	John Thomas	USA	2.18	John Rambo	USA	2.16
1968	Dick Fosbury	USA	2.24	Ed Caruthers	USA	2.22	Valentin Gavrilov	URS	2.20
1972	Jüri Tarmak	URS	2.23	Stefan Junge	GDR	2.21	Dwight Stones	USA	2.21
1976	Jacek Wszzoła	POL	2.25	Greg Joy	CAN	2.23	Dwight Stones	USA	2.21
1980	Gerd Wessig	GDR	2.36	Jacek Wszzoła	POL	2.31	Jörg Freimuth	GDR	2.31
1984	Dietmar Mögenburg	FRG	2.35	Patrik Sjöberg	SWE	2.33	Zhu Jianhua	CHN	2.31
1988	Gennadiy Avdyeyenko	URS	2.38	Hollis Conway	USA	2.36	Rudolf Povarnitsyn	URS	2.36
							Patrik Sjöberg	SWE	2.36
1992	Javier Sotomayor	CUB	2.34	Patrik Sjöberg	SWE	2.34	Artur Partyka	POL	2.34
							Tim Forsyth	AUS	2.34
							Hollis Conway	USA	2.34
1996	Charles Austin	USA	2.39	Artur Partyka	POL	2.37	Steve Smith	GBR	2.35
2000	Sergey Klyugin	RUS	2.35	Javier Sotomayor	CUB	2.32	Abderrahmane Hammad	ALG	2.32
2004	Stefan Holm	SWE	2.36	Matt Hemingway	USA	2.34	Jaroslav Bába	CZE	2.34
2008	Andrey Silnov	RUS	2.36	Germaine Mason	GBR	2.34	Yaroslav Rybakov	RUS	2.34
2012 ✕	Erik Kynard	USA	2.33	Mutaz Essa Barshim	QAT	2.29			
				Derek Drouin	CAN	2.29			
				Robbie Grabarz	GBR	2.29			
2016	Derek Drouin	CAN	2.38	Mutaz Essa Barshim	QAT	2.36	Bogdan Bondarenko	UKR	2.33
2021	Gianmarco Tamperi	ITA	2.37	Maksim Nedasekau	BLR	2.37			
	Mutaz Essa Barshim	QAT	2.37						

Pole Vault

1896	William Hoyt	USA	3.30	Albert Tyler	USA	3.20	Evangelos Damaskos	GRE	2.60
							Ioannis Theodoropoulos	GRE	2.60
1900	Irving Baxter	USA	3.30	Meredith Colkett	USA	3.25	Carl "Flisa" Andersen	NOR	3.20
1904	Charles Dvorak	USA	3.505	Leroy Samse	USA	3.35	Louis Wilkins	USA	3.35

YEAR	GOLD			SILVER			BRONZE		
1906	Fernand Gonder	FRA	3.50	Bruno Söderström	SWE	3.40	Edward Glover	USA	3.35
1908	Edward Cook	USA	3.71	-			Charles Jacobs	USA	3.58
	Alfred Gilbert	USA	3.71	-			Edward Archibald	CAN	3.58
1912	Harry Babcock	USA	3.95	Frank Nelson	USA	3.85	Bruno Söderström	SWE	3.58
				Marcus Wright	USA	3.85	-		
1920	Frank Foss	USA	4.09	Henry Petersen	DEN	3.70	Edwin Myers	USA	3.60
1924	Lee Barnes	USA	3.95	Glenn Graham	USA	3.95	James Brooker	USA	3.90
1928	Sabin Carr	USA	4.20	William Droegemuller	USA	4.10	Charles McGinnis	USA	3.95
1932	Bill Miller	USA	4.315	Shuhei Nishida	JPN	4.30	George Jefferson	USA	4.20
1936	Earle Meadows	USA	4.35	Shuhei Nishida	JPN	4.25			
				Sueo Oe	JPN	4.25			
				Erkki Kataja	FIN	4.20	Bob Richards	USA	4.20
1948	Guinn Smith	USA	4.30	Don Laz	USA	4.50	Ragnar Lundberg	SWE	4.40
1952	Bob Richards	USA	4.55	Bob Gutowski	USA	4.53	Yorgos Roubanis	GRE	4.50
1956	Bob Richards	USA	4.56	Ron Morris	USA	4.60	Eeles Landström	FIN	4.55
1960	Don Bragg	USA	4.70	Wolfgang Reinhardt	GER	5.05	Klaus Lehnertz	GER	5.00
1964	Fred Hansen	USA	5.10	Claus Schiprowski	FRG	5.40	Wolfgang Nordwig	GDR	5.40
1968	Bob Seagren	USA	5.40	Bob Seagren	USA	5.40	Jan Johnson	USA	5.35
1972	Wolfgang Nordwig	GDR	5.50	Antti Kalliomäki	FIN	5.50	David Roberts	USA	5.50
1976	Tadeusz Slusarski	POL	5.50	Konstantin Volkov	URS	5.65			
1980	Władysław Kozakiewicz	POL	5.78	Tadeusz Slusarski	POL	5.65			
				Mike Tully	USA	5.65	Earl Bell	USA	5.60
1984	Pierre Quinon	FRA	5.75				Thierry Vigneron	FRA	5.60
1988	Sergey Bubka	URS	5.90	Radion Gataullin	URS	5.85	Grigoriy Yegorov	URS	5.80
1992	Maksim Tarasov	EUN	5.80	Igor Trandekov	EUN	5.80	Javier García	ESP	5.75
1996	Jean Galfione	FRA	5.92	Igor Trandekov	RUS	5.92	Andrei Tivontchik	GER	5.92
2000	Nick Hysong	USA	5.90	Lawrence Johnson	USA	5.90	Maksim Tarasov	RUS	5.90
2004	Tim Mack	USA	5.95	Toby Stevenson	USA	5.90	Giuseppe Gibilisco	ITA	5.85
2008	Steven Hooker	AUS	5.96	Yevgeniy Lukyanenko	RUS	5.85	Derek Miles	USA	5.70
2012	Renaud Lavillenie	FRA	5.97	Björn Otto	GER	5.91	Raphael Holzdeppe	GER	5.91
2016	Thiago Braz	BRA	6.03	Renaud Lavillenie	FRA	5.98	Sam Kendricks	USA	5.85
2021	Armand Duplantis	SWE	6.02	Chris Nilsen	USA	5.97	Thiago Braz	BRA	5.87

Long Jump

1896	Ellery Clark	USA	6.35	Robert Garrett	USA	6.00	James Connolly	USA	5.84
1900	Alvin Kraenzlein	USA	7.185	Myer Prinstein	USA	7.175	Patrick Leahy	GBR	6.95
1904	Myer Prinstein	USA	7.34	Daniel Frank	USA	6.89	Robert Stangland	USA	6.88
1906	Myer Prinstein	USA	7.20	Peter O'Connor	GBR	7.025	Hugo Friend	USA	6.96
1908	Frank Irons	USA	7.48	Daniel Kelly	USA	7.09	Calvin Bricker	CAN	7.08
1912	Albert Gutterson	USA	7.60	Calvin Bricker	CAN	7.21	Georg Åberg	SWE	7.18
1920	William Pettersson	SWE	7.15	Carl Johnson	USA	7.095	Erik Abrahamsson	SWE	7.08
1924	DeHart Hubbard	USA	7.445	Ed Gourdin	USA	7.275	Sverre Hansen	NOR	7.26
1928	Ed Hamm	USA	7.73	Silvio Cator	HAI	7.58	Al Bates	USA	7.40
1932	Ed Gordon	USA	7.64	Lambert Redd	USA	7.60	Chuhei Nambu	JPN	7.45
1936	Jesse Owens	USA	8.06w	Luz Long	GER	7.87w	Naoto Tajima	JPN	7.74w
1948	Willie Steele	USA	7.825	Theo Bruce	AUS	7.555	Herb Douglas	USA	7.545
1952	Jerome Biffle	USA	7.57	Meredith Gourdine	USA	7.53	Odön Földessy	HUN	7.30
1956	Greg Bell	USA	7.83	John Bennett	USA	7.68	Jorma Valkama	FIN	7.48
1960	Ralph Boston	USA	8.12	Bo Roberson	USA	8.11	Igor Ter-Ovanesyan	URS	8.04
1964	Lynn Davies	GBR	8.07	Ralph Boston	USA	8.03	Igor Ter-Ovanesyan	URS	7.99
1968	Bob Beamon	USA	8.90	Klaus Beer	GDR	8.19	Ralph Boston	USA	8.16
1972	Randy Williams	USA	8.24	Hans Baumgartner	FRG	8.18	Arnie Robinson	USA	8.03
1976	Arnie Robinson	USA	8.35	Randy Williams	USA	8.11	Frank Wartenberg	GDR	8.02
1980	Lutz Dombrowski	GDR	8.54	Frank Paschek	GDR	8.21	Valeriy Podluzhniy	URS	8.18
1984	Carl Lewis	USA	8.54	Gary Honey	AUS	8.24	Giovanni Evangelisti	ITA	8.24
1988	Carl Lewis	USA	8.72	Mike Powell	USA	8.49	Larry Myricks	USA	8.27
1992	Carl Lewis	USA	8.67	Mike Powell	USA	8.64	Joe Greene	USA	8.34
1996	Carl Lewis	USA	8.50	James Beckford	JAM	8.29	Joe Greene	USA	8.24
2000	Iván Pedroso	CUB	8.55	Jai Taurima	AUS	8.49	Roman Shchurenko	UKR	8.31
2004	Dwight Phillips	USA	8.59	John Moffitt	USA	8.47	Joan Lino Martínez	ESP	8.32
2008	Irving Saladino	PAN	8.34	Khotso Mokoena	RSA	8.24	Ibrahim Camejo	CUB	8.20
2012	Greg Rutherford	GBR	8.31	Mitchell Watt	AUS	8.16	Will Claye	USA	8.12
2016	Jeff Henderson	USA	8.38	Luyo Manyonga	RSA	8.37	Greg Rutherford	GBR	8.29
2021	Miltiádis Tentóglou	GRE	8.41	Juan Miguel Echevarría	CUB	8.41	Maykel D. Massó	CUB	8.21

YEAR	GOLD			SILVER			BRONZE		
Triple Jump									
1896	James Connolly	USA	13.71	Alexandre Tuffère	FRA	12.70	Ioannis Persakis	GRE	12.52
1900	Myer Prinstein	USA	14.47	James Connolly	USA	13.97	Lewis Sheldon	USA	13.64
1904	Myer Prinstein	USA	14.35	Fred Englehardt	USA	13.90	Robert Stangland	USA	13.36
1906	Peter O'Connor	GBR	14.075	Con Leahy	GBR	13.98	Thomas Cronan	USA	13.70
1908	Tim Ahearne	GBR	14.915	Garfield MacDonald	CAN	14.76	Edvard Larsen	NOR	14.395
1912	Gustaf Lindblom	SWE	14.76	Georg Åberg	SWE	14.51	Erik Almlöf	SWE	14.17
1920	Vilho Tuulos	FIN	14.505	Folke Jansson	SWE	14.48	Erik Almlöf	SWE	14.27
1924	Nick Winter	AUS	15.52	Luis Brunetto	ARG	15.42	Vilho Tuulos	FIN	15.37
1928	Mikio Oda	JPN	15.21	Levi Casey	USA	15.17	Vilho Tuulos	FIN	15.11
1932	Chuhei Nambu	JPN	15.72	Erik Svensson	SWE	15.32	Kenkichi Oshima	JPN	15.12
1936	Naoto Tajima	JPN	16.00	Masao Harada	JPN	15.66	Jack Metcalfe	AUS	15.50
1948	Arne Åhman	SWE	15.40	George Avery	AUS	15.36	Rudi Sarialp	TUR	15.02
1952	Adhemar da Silva	BRA	16.22	Leonid Shcherbakov	URS	15.98	Asnoldo Devonish	VEN	15.52
1956	Adhemar da Silva	BRA	16.35	Vilhjalmur Einarsson	ISL	16.26	Vitold Kreyer	URS	16.02
1960	Józef Schmidt	POL	16.81	Vladimir Goryayev	URS	16.63	Vitold Kreyer	URS	16.43
1964	Józef Schmidt	POL	16.85	Oleg Fedoseyev	URS	16.58	Viktor Kravchenko	URS	16.57
1968	Viktor Saneyev	URS	17.39	Nelson Prudencio	BRA	17.27	Giuseppe Gentile	ITA	17.22
1972	Viktor Saneyev	URS	17.35	Jörg Drehmel	GDR	17.31	Nelson Prudencio	BRA	17.05
1976	Viktor Saneyev	URS	17.29	James Butts	USA	17.18	João de Oliveira	BRA	16.90
1980	Jaak Uudmäe	URS	17.35	Viktor Saneyev	URS	17.24	João de Oliveira	BRA	17.22
1984	Al Joyner	USA	17.26w	Mike Conley	USA	17.18	Keith Connor	GBR	16.87
1988	Khristo Markov	BUL	17.61	Igor Lapshin	URS	17.52	Aleksandr Kovalenko	URS	17.42
1992	Mike Conley	USA	18.17w	Charles Simpkins	USA	17.60	Frank Rutherford	BAH	17.36
1996	Kenny Harrison	USA	18.09	Jonathan Edwards	GBR	17.88	Yoelbi Quesada	CUB	17.44
2000	Jonathan Edwards	GBR	17.71	Yoel García	CUB	17.47	Denis Kapustin	RUS	17.46
2004	Christian Olsson	SWE	17.79	Marian Oprea	ROU	17.55	Daniila Burkenya	RUS	17.48
2008	Nelson Évora	POR	17.67	Phillips Idowu	GBR	17.62	Leevan Sands	BAH	17.59
2012	Christian Taylor	USA	17.81	Will Claye	USA	17.62	Fabrizio Donato	ITA	17.48
2016	Christian Taylor	USA	17.86	Will Claye	USA	17.76	Dong Bin	CHN	17.58
2021	Pedro Pablo Pichardo	POR	17.98	Zhu Yaming	CHN	17.57	Hugues Fabrice Zango	BUR	17.47
Shot Put									
1896	Robert Garrett	USA	11.22	Miltiadis Gouskos	GRE	11.20	Georgios Papisideris	GRE	10.36
1900	Richard Sheldon	USA	14.10	Josiah McCracken	USA	12.85	Robert Garrett	USA	12.35
1904	Ralph Rose	USA	14.81	Wesley Coe	USA	14.40	Leon Feuerbach	USA	13.37
1906	Martin Sheridan	USA	12.325	Mihály Dávid	HUN	11.85	Erik Lemming	SWE	11.26
1908	Ralph Rose	USA	14.21	Dennis Horgan	GBR	13.62	John Garrels	USA	13.18
1912	Pat McDonald	USA	15.34	Ralph Rose	USA	15.25	Lawrence Whitney	USA	13.93
1920	Ville Pörhölä	FIN	14.81	Elmer Niklander	FIN	14.15	Harry Liversedge	USA	14.15
1924	Bud Houser	USA	14.99	Glenn Hartranft	USA	14.89	Ralph Hills	USA	14.64
1928	John Kuck	USA	15.87	Herman Brix	USA	15.75	Emil Hirschfeld	GER	15.72
1932	Leo Sexton	USA	16.00	Harlow Rothert	USA	15.67	František Douđa	CZE	15.61
1936	Hans Woellke	GER	16.20	Sulo Bärlund	FIN	16.12	Gerhard Stöck	GER	15.66
1948	Wilbur Thompson	USA	17.12	Jim Delaney	USA	16.68	Jim Fuchs	USA	16.42
1952	Parry O'Brien	USA	17.41	Darrow Hooper	USA	17.39	Jim Fuchs	USA	17.06
1956	Parry O'Brien	USA	18.57	Bill Nieder	USA	18.18	Jirí Skobla	CZE	17.65
1960	Bill Nieder	USA	19.68	Parry O'Brien	USA	19.11	Dallas Long	USA	19.01
1964	Dallas Long	USA	20.33	Randy Matson	USA	20.20	Vilmos Varjú	HUN	19.39
1968	Randy Matson	USA	20.54	George Woods	USA	20.12	Eduard Gushchin	URS	20.09
1972	Władysław Komar	POL	21.18	George Woods	USA	21.17	Hartmut Briesenick	GDR	21.14
1976	Udo Beyer	GDR	21.05	Yevgeniy Mironov	URS	21.03	Aleksandr Baryshnikov	URS	21.00
1980	Vladimir Kiselyov	URS	21.35	Aleksandr Baryshnikov	URS	21.08	Udo Beyer	GDR	21.06
1984	Alessandro Andrei	ITA	21.26	Michael Carter	USA	21.09	Dave Laut	USA	20.97
1988	Ulf Timmermann	GDR	22.47	Randy Barnes	USA	22.39	Werner Günthör	SUI	21.99
1992	Mike Stulce	USA	21.70	Jim Doehring	USA	20.96	Vyacheslav Lykho	EUN	20.94
1996	Randy Barnes	USA	21.62	John Godina	USA	20.79	Aleksandr Bagach	UKR	20.75
2000	Arsi Harju	FIN	21.29	Adam Nelson	USA	21.21	John Godina	USA	21.20
2004 ✘	Adam Nelson	USA	21.16	Joachim B. Olsen	DEN	21.07	Manuel Martínez	ESP	20.84
2008 ✘	Tomasz Majewski	POL	21.51	Christian Cantwell	USA	21.09	Dylan Armstrong	CAN	21.04
2012	Tomasz Majewski	POL	21.89	David Storl	GER	21.86	Reese Hoffa	USA	21.23
2016	Ryan Crouser	USA	22.52	Joe Kovacs	USA	21.78	Tom Walsh	NZL	21.36
2021	Ryan Crouser	USA	23.30	Joe Kovacs	USA	22.65	Tom Walsh	NZL	22.47
Discus Throw									
1896	Robert Garrett	USA	29.15	Pan. Paraskevopoulos	GRE	28.95	Sotirios Versis	GRE	28.78
1900	Rudolf Bauer	HUN	36.04	František Janda-Suk	BOH	35.25	Richard Sheldon	USA	34.60
1904	Martin Sheridan	USA	39.28	Ralph Rose	USA	39.28	Nikolaos Yeorgantas	GRE	37.68
1906	Martin Sheridan	USA	41.46	Nikolaos Yeorgantas	GRE	38.06	Werner Järvinen	FIN	36.82

YEAR	GOLD			SILVER			BRONZE		
1908	Martin Sheridan	USA	40.89	Merritt Giffin	USA	40.70	Bill Horr	USA	39.44
1912	Armas Taipale	FIN	45.21	Richard Byrd	USA	42.32	James Duncan	USA	42.28
1920	Elmer Niklander	FIN	44.68	Armas Taipale	FIN	44.19	Augustus Pope	USA	42.13
1924	Bud Houser	USA	46.15	Vilho Niittymaa	FIN	44.95	Thomas Lieb	USA	44.83
1928	Bud Houser	USA	47.32	Antero Kivi	FIN	47.23	James Corson	USA	47.10
1932	John Anderson	USA	49.49	Henri LaBorde	USA	48.47	Paul Winter	FRA	47.85
1936	Ken Carpenter	USA	50.48	Gordon Dunn	USA	49.36	Giorgio Oberweger	ITA	49.23
1948	Adolfo Consolini	ITA	52.78	Giuseppe Tosi	ITA	51.78	Fortune Gordien	USA	50.77
1952	Sim Iness	USA	55.03	Adolfo Consolini	ITA	53.78	James Dillion	USA	53.28
1956	Al Oerter	USA	56.36	Fortune Gordien	USA	54.81	Des Koch	USA	54.40
1960	Al Oerter	USA	59.18	Rink Babka	USA	58.02	Dick Cochran	USA	57.16
1964	Al Oerter	USA	61.00	Ludvík Danek	CZE	60.52	Dave Weill	USA	59.49
1968	Al Oerter	USA	64.78	Lothar Milde	GDR	63.08	Ludvík Danek	CZE	62.92
1972	Ludvík Danek	CZE	64.40	Jay Silvester	USA	63.50	Ricky Bruch	SWE	63.40
1976	Mac Wilkins	USA	67.50	Wolfgang Schmidt	GDR	66.22	John Powell	USA	65.70
1980	Viktor Rashchupkin	URS	66.64	Imrich Bugár	CZE	66.38	Luis Delis	CUB	66.32
1984	Rolf Danneberg	FRG	66.60	Mac Wilkins	USA	66.30	John Powell	USA	65.46
1988	Jürgen Schult	GDR	68.82	Romas Ubartas	URS	67.48	Rolf Danneberg	FRG	67.38
1992	Romas Ubartas	LTU	65.12	Jürgen Schult	GER	64.94	Roberto Moya	CUB	64.12
1996	Lars Riedel	GER	69.40	Vladimir Dubrovshchik	BLR	66.60	Vasilii Kaptyukh	BLR	65.80
2000	Virgilijus Alekna	LTU	69.30	Lars Riedel	GER	68.50	Frantz Kruger	RSA	68.19
2004	Virgilijus Alekna	LTU	69.89	Zoltán Kövágó	HUN	67.04	Aleksander Tammert	EST	66.66
2008	Gerd Kanter	EST	68.82	Piotr Małachowski	POL	67.82	Virgilijus Alekna	LTU	67.79
2012	Robert Harting	GER	68.27	Ehsan Hadadi	IRI	68.18	Gerd Kanter	EST	68.03
2016	Christoph Harting	GER	68.37	Piotr Małachowski	POL	67.55	Daniel Jasinski	GER	67.05
2021	Daniel Ståhl	SWE	68.90	Simon Pettersson	SWE	67.39	Lukas Weissshaidinger	AUT	67.07

Hammer Throw

1896	Not contested								
1900	John Flanagan	USA	51.01	Truxton Hare	USA	46.25	Josiah McCracken	USA	44.50
1904	John Flanagan	USA	51.23	John DeWitt	USA	50.265	Ralph Rose	USA	45.73
1906	Not contested								
1908	John Flanagan	USA	51.92	Matt McGrath	USA	51.18	Con Walsh	USA	48.50
1912	Matt McGrath	USA	54.74	Duncan Gillis	CAN	48.39	Clarence Childs	USA	48.17
1920	Patrick Ryan	USA	52.875	Carl-Johan Lind	SWE	48.43	Basil Bennet	USA	48.25
1924	Fred Tootell	USA	53.29	Matt McGrath	USA	50.84	Malcolm Nokes	GBR	48.87
1928	Pat O'Callaghan	IRL	51.39	Ossian Skiöld	SWE	51.29	Edmund Black	USA	49.03
1932	Pat O'Callaghan	IRL	53.92	Ville Pörhölä	FIN	52.27	Peter Zarembo	USA	50.33
1936	Karl Hein	GER	56.49	Erwin Blask	GER	55.04	Fred Warngård	SWE	54.83
1948	Imre Németh	HUN	56.07	Ivan Gubijan	YUG	54.27	Robert Bennett	USA	53.73
1952	József Csermák	HUN	60.34	Karl Storch	GER	58.86	Imre Németh	HUN	57.74
1956	Harold Connolly	USA	63.19	Mikhail Krivososov	URS	63.03	Anatoliy Samotsvetov	URS	62.56
1960	Vasilii Rudenkov	URS	67.10	Gyula Zsivótzky	HUN	65.79	Tadeusz Rut	POL	65.64
1964	Romuald Klim	URS	69.74	Gyula Zsivótzky	HUN	69.09	Uwe Beyer	FRG	68.09
1968	Gyula Zsivótzky	HUN	73.36	Romuald Klim	URS	73.28	Lázár Lovász	HUN	69.78
1972	Anatoliy Bondarchuk	URS	75.50	Jochen Sachse	GDR	74.96	Vasilii Khmelevskiy	URS	74.04
1976	Yuriy Sedykh	URS	77.52	Aleksey Spiridonov	URS	76.08	Anatoliy Bondarchuk	URS	75.48
1980	Yuriy Sedykh	URS	81.80	Sergey Litvinov	URS	80.64	Jüri Tamm	URS	78.96
1984	Juha Tiainen	FIN	78.08	Karl-Hans Riehm	FRG	77.98	Klaus Ploghaus	FRG	76.68
1988	Sergey Litvinov	URS	84.80	Yuriy Sedykh	URS	83.76	Jüri Tamm	URS	81.16
1992	Andrey Abduvaliyev	EUN	82.54	Igor Astapkovich	EUN	81.96	Igor Nikulin	EUN	81.38
1996	Balázs Kiss	HUN	81.24	Lance Deal	USA	81.12	Aleksey Krykun	UKR	80.02
2000	Szymon Ziółkowski	POL	80.02	Nicola Vizzoni	ITA	79.64	Igor Astapkovich	BLR	79.17
2004	Koji Murofushi	JPN	82.91	Not allocated			(2nd) Eşref Apak	TUR	79.51
2008	Primož Kozmus	SLO	82.02	Vadim Devyatovski	BLR	81.61	Ivan Tikhon	BLR	81.51
2012	Krisztián Pars	HUN	80.59	Primož Kozmus	SLO	79.36	Koji Murofushi	JPN	78.71
2016	Dilshod Nazarov	TJK	78.68	Ivan Tikhon	BLR	77.79	Wojciech Nowicki	POL	77.73
2021	Wojciech Nowicki	POL	82.52	Eivind Henriksen	NOR	81.58	Paweł Fajdek	POL	81.53

¹ According to www.olympic.org/athens-2004/athletics at May 31, 2022, the IOC have not yet re-allocated the silver and bronze medals following the disqualification of Ivan Tikhon BLR, who was originally second with 79.81, but who failed a doping control re-test; the logical third place is Vadim Devyatovski BLR 78.82

Javelin Throw

1896 to 1904: Not contested

1908	Eric Lemming	SWE	54.825	Arne Halse	NOR	50.57	Otto Nilsson	SWE	47.10
1912	Eric Lemming	SWE	60.64	Juho Saaristo	FIN	58.66	Mór Kóvács	HUN	55.50
1920	Jonni Myyrä	FIN	65.78	Urho Peltonen	FIN	63.605	Pekko Johansson	FIN	63.095
1924	Jonni Myyrä	FIN	62.96	Gunnar Lindström	SWE	60.92	Eugene Oberst	USA	58.35
1928	Erik Lundqvist	SWE	66.60	Béla Szepes	HUN	65.26	Olav Sunde	NOR	63.97
1932	Matti Järvinen	FIN	72.71	Matti Sippala	FIN	69.80	Eino Penttilä	FIN	68.70

YEAR	GOLD			SILVER			BRONZE		
1936	Gerhard Stöck	GER	71.84	Yrjö Nikkanen	FIN	70.77	Kalervo Toivonen	FIN	70.72
1948	Tapio Rautavaara	FIN	69.77	Steve Seymour	USA	67.56	József Várszegi	HUN	67.03
1952	Cyrus Young	USA	73.78	Bill Miller	USA	72.46	Toivo Hyytiainen	FIN	71.89
1956	Egil Danielsen	NOR	85.71	Janusz Sidło	POL	79.98	Viktor Tsybulenko	URS	79.50
1960	Viktor Tsybulenko	URS	84.64	Walter Krüger	GER	79.36	Gergely Kulcsár	HUN	78.57
1964	Pauli Nevala	FIN	82.66	Gergely Kulcsár	HUN	82.32	Jānis Lūsis	URS	80.57
1968	Jānis Lūsis	URS	90.10	Jorma Kinnunen	FIN	88.58	Gergely Kulcsár	HUN	87.06
1972	Klaus Wolfemann	FRG	90.48	Jānis Lūsis	URS	90.46	Bill Schmidt	USA	84.42
1976	Miklós Németh	HUN	94.58	Hannu Siitonen	FIN	87.92	Gheorghe Megelea	ROU	87.16
1980	Dainis Kūla	URS	91.20	Aleksandr Makarov	URS	89.64	Wolfgang Hanisch	GDR	86.72
1984	Arto Härkönen	FIN	86.76	David Ottley	GBR	85.74	Kentth Eldebrink	SWE	83.72
1988	Tapio Korjus	FIN	84.28	Jan Železný	CZE	84.12	Seppo Rätty	FIN	83.26
1992	Jan Železný	CZE	89.66	Seppo Rätty	FIN	86.60	Steve Backley	GBR	83.38
1996	Jan Železný	CZE	88.16	Steve Backley	GBR	87.44	Seppo Rätty	FIN	86.98
2000	Jan Železný	CZE	90.17	Steve Backley	GBR	89.85	Sergey Makarov	RUS	88.67
2004	Andreas Thorkildsen	NOR	86.50	Vadims Vasiļevskis	LAT	84.95	Sergey Makarov	RUS	84.84
2008	Andreas Thorkildsen	NOR	90.57	Ainārs Kovals	LAT	86.64	Tero Pitkämäki	FIN	86.16
2012 ^x	Keshorn Walcott	TTO	84.58	Antti Ruuskanen	FIN	84.12	Vítězslav Veselý	CZE	83.34
2016	Thomas Röhler	GER	90.30	Julius Yego	KEN	88.24	Keshorn Walcott	TTO	85.38
2021	Neeraj Chopra	IND	87.58	Jakub Vadlejch	CZE	86.67	Vítězslav Veselý	CZE	85.44

Decathlon

1896, 1900 & 1908: Not contested

All scores on tables in use at time of competition

1912 ^[1]	Jim Thorpe	USA	8412.955						
	Hugo Wieslander	SWE	7724.495	Charles Lomberg	SWE	7413.510	Gösta Holmer	SWE	7347.855
1920	Helge Lovland	NOR	6804.355	Brutus Hamilton	USA	6771.085	Bertil Ohlsson	SWE	6580.03
1924	Harold Osborn	USA	7710.775	Emerson Norton	USA	7350.895	Aleksander Klumberg	EST	7329.36
1928	Paavo Yrjölä	FIN	8053.29	Akilles Järvinen	FIN	7931.5	Ken Doherty	USA	7706.65
1932	Jim Bausch	USA	8462.235	Akilles Järvinen	FIN	8292.48	Wolrad Eberle	GER	8030.805
1936	Glenn Morris	USA	7900	Bob Clark	USA	7601	Jack Parker	USA	7275
1948	Bob Mathias	USA	7139	Ignace Heinrich	FRA	6974	Floyd Simmons	USA	6950
1952	Bob Mathias	USA	7887	Milt Campbell	USA	6975	Floyd Simmons	USA	6788
1956	Milt Campbell	USA	7937	Rafer Johnson	USA	7587	Vasilii Kuznetsov	URS	7465
1960	Rafer Johnson	USA	8392	Yang Chuan-Kwang	TPE	8334	Vasilii Kuznetsov	URS	7809
1964	Willi Holdorf	FRG	7887	Rein Aun	URS	7842	Hans-Joachim Walde	GER	7809
1968	Bill Toomey	USA	8193	Hans-Joachim Walde	FRG	8111	Kurt Bendlin	FRG	8064
1972	Mykola Avilov	URS	8454	Leonid Litvinenko	URS	8035	Ryszard Katus	POL	7984
1976	Bruce Jenner	USA	8618	Guido Kratschmer	FRG	8411	Mykola Avilov	URS	8369
1980	Daley Thompson	GBR	8495	Yuriy Kutsenko	URS	8331	Sergey Zhelanov	URS	8135
1984	Daley Thompson	GBR	8798	Jürgen Hingsen	FRG	8673	Siegfried Wentz	FRG	8412
1988	Christian Schenk ^[2]	GDR	8488	Torsten Voss	GDR	8399	Dave Steen	CAN	8328
							4th: Daley Thompson	GBR	8306
1992	Robert Zmelík	CZE	8611	Antonio Peñalver	ESP	8412	Dave Johnson	USA	8309
1996	Dan O'Brien	USA	8824	Frank Busemann	GER	8706	Tomáš Dvořák	CZE	8664
2000	Erki Nool	EST	8641	Román Šebrle	CZE	8606	Chris Huffins	USA	8595
2004	Román Šebrle	CZE	8893	Bryan Clay	USA	8820	Dmitriy Karpov	KAZ	8725
2008	Bryan Clay	USA	8791	Andrey Kravchenko	BLR	8551	Leonel Suárez	CUB	8527
2012	Ashton Eaton	USA	8869	Trey Hardee	USA	8671	Leonel Suárez	CUB	8523
2016	Ashton Eaton	USA	8893	Kevin Mayer	FRA	8834	Damian Warner	CAN	8666
2021	Damian Warner	CAN	9018	Kevin Mayer	FRA	8726	Ash Moloney	AUS	8649

1 Thorpe originally finished outright first but was later disqualified for a breach of amateur rules. He was reinstated in 1982 by the IOC, but only as joint first

2 Schenk admitted to doping violations; fourth place is shown for reference

20 Kilometres Walk

1896 to 1952: Not contested

1956	Leonid Spirin	URS	1:31:27.4	Antonias Mikenas	URS	1:32:03.0	Bruno Junk	URS	1:32:12.0
1960	Vladimir Golubnichiy	URS	1:34:07.2	Noel Freeman	AUS	1:34:16.4	Stan Vickers	GBR	1:34:56.4
1964	Ken Matthews	GBR	1:29:34.0	Dieter Lindner	GDR	1:31:13.2	Vladimir Golubnichiy	URS	1:31:59.4
1968	Vladimir Golubnichiy	URS	1:33:58.4	José Pedraza	MEX	1:34:00.0	Mykola Smaga	URS	1:34:03.4
1972	Peter Frenkel	GDR	1:26:42.4	Vladimir Golubnichiy	URS	1:26:55.2	Hans-Georg Reimann	GDR	1:27:16.6
1976	Daniel Bautista	MEX	1:24:40.6	Hans-Georg Reimann	GDR	1:25:13.8	Peter Frenkel	GDR	1:25:29.4
1980	Maurizio Damilano	ITA	1:23:35.5	Pyotr Pochenchuk	URS	1:24:45.4	Roland Wieser	GDR	1:25:58.2
1984	Ernesto Canto	MEX	1:23:13	Raúl González	MEX	1:23:20	Maurizio Damilano	ITA	1:23:26
1988	Jozef Pribilinec	CZE	1:19:57	Ronald Weigel	GDR	1:20:00	Maurizio Damilano	ITA	1:20:14
1992	Daniel Plaza	ESP	1:21:45	Guillaume Leblanc	CAN	1:22:25	Giovanni DeBenedictis	ITA	1:23:11
1996	Jefferson Pérez	ECU	1:20:07	Ilya Markov	RUS	1:20:16	Bernado Segura	MEX	1:20:23
2000	Robert Korzeniowski	POL	1:18:59	Noe Hernández	MEX	1:19:03	Vladimir Andreyev	RUS	1:19:27
2004	Ivano Brugnetti	ITA	1:19:40	Francisco Fernández	ESP	1:19:45	Nathan Deakes	AUS	1:20:02

YEAR	GOLD			SILVER			BRONZE		
2008	Valeriy Borchin	RUS	1:19:01	Jefferson Pérez	ECU	1:19:15	Jared Tallent	AUS	1:19:42
2012	Chen Ding	CHN	1:18:46	Erick Barrondo	GUA	1:18:57	Wang Zhen	CHN	1:19:25
2016	Wang Zhen	CHN	1:19:14	Cai Zelin	CHN	1:19:26	Dane Bird-Smith	AUS	1:19:37
2021	Massimo Stano	ITA	1:21:05	Koki Ikeda	JPN	1:21:14	Toshikazu Yamanishi	JPN	1:21:28

50 Kilometres Walk

1896 to 1928: Not contested

1932	Tommy Green	GBR	4:50:10	Jānis Daliņš	LAT	4:57:20	Ugo Frigerio	ITA	4:59:06
1936	Harold Whitlock	GBR	4:30:41.4	Arthur Tell Schwab	SUI	4:32:09.2	Adalberts Bubenko	LAT	4:32:42.2
1948	John Ljunggren	SWE	4:41:52	Gaston Godel	SUI	4:48:17	Tebbs Lloyd-Johnson	GBR	4:48:31
1952	Giuseppe Dordoni	ITA	4:28:07.8	Josef Doležal	CZE	4:30:17.8	Antal Róka	HUN	4:31:27.2
1956	Norman Read	NZL	4:30:42.8	Yevgeniy Maskinskoy	URS	4:32:57.0	John Ljunggren	SWE	4:35:02.0
1960	Don Thompson	GBR	4:25:30.0	John Ljunggren	SWE	4:25:47.0	Abdon Pamich	ITA	4:27:55.4
1964	Abdon Pamich	ITA	4:11:12.4	Paul Nihill	GBR	4:11:31.2	Ingvar Pettersson	SWE	4:14:17.4
1968	Christoph Höhne	GDR	4:20:13.6	Antal Kiss	HUN	4:30:17.0	Larry Young	USA	4:31:55.4
1972	Bernd Kannenberg	FRG	3:56:11.57	Veniamin Soldatenko	URS	3:58:24.0	Larry Young	USA	4:00:46.0
1976	Not contested								
1980	Hartwig Gauder	GDR	3:49:23.4	Jordi Llopart	ESP	3:51:25	Yevgeniy Ivchenko	URS	3:56:32
1984	Raúl González	MEX	3:47:26	Bo Gustafsson	SWE	3:53:19	Alessandro Bellucci	ITA	3:53:45
1988	Vyacheslav Ivanenko	URS	3:38:29	Ronald Weigel	GDR	3:38:56	Hartwig Gauder	GDR	3:39:45
1992	Andrey Perlov	EUN	3:50:13	Carlos Mercenario	MEX	3:52:09	Ronald Weigel	GER	3:53:45
1996	Robert Korzeniowski	POL	3:43:30	Mikhail Shchennikov	RUS	3:43:46	Valentí Massana	ESP	3:44:19
2000	Robert Korzeniowski	POL	3:42:22	Aigars Fadejevs	LAT	3:43:40	Joel Sánchez	MEX	3:44:36
2004	Robert Korzeniowski	POL	3:38:46	Denis Nizhegorodov	RUS	3:42:50	Aleksey Voyevodin	RUS	3:43:34
2008	Alex Schwazer	ITA	3:37:09	Jared Tallent	AUS	3:39:27	Denis Nizhegorodov	RUS	3:40:14
2012✘	Jared Tallent	AUS	3:36:53	Si Tianfeng	CHN	3:37:16	Robert Heffernan	IRL	3:37:54
2016	Matej Tóth	SVK	3:40:58	Jared Tallent	AUS	3:41:16	Hiroki Arai	JPN	3:41:24
2021	Dawid Tomala	POL	3:50:08	Jonathan Hilbert	GER	3:50:44	Evan Dunfee	CAN	3:50:59

4 x 100 Metres Relay

1896 to 1908: Not contested

1912	Great Britain & Ireland	42.4	Sweden	42.6	-	
1920	United States	42.2	France	42.5	Sweden	42.8
1924	United States	41.0	Great Britain	41.2	Holland	41.8
1928	United States	41.0	Germany	41.2	Great Britain	41.8
1932	United States	40.10	Germany	40.9	Italy	41.2
1936	United States	39.8	Italy	41.13	Germany	41.30
1948	United States	40.7	Great Britain	41.5	Italy	41.8
1952	United States	40.26	USSR	40.58	Hungary	40.83
1956	United States	39.60	USSR	39.93	Germany	40.34
1960	Germany	39.66	USSR	40.24	Great Britain	40.32
1964	United States	39.06	Poland	39.36	France	39.36
1968	United States	38.24	Cuba	38.40	France	38.43
1972	United States	38.19	USSR	38.50	FRG	38.79
1976	United States	38.33	GDR	38.66	USSR	38.78
1980	USSR	38.26	Poland	38.33	France	38.53
1984	United States	37.83	Jamaica	38.62	Canada	38.70
1988	USSR	38.19	Great Britain	38.28	France	38.40
1992	United States	37.40	Nigeria	37.98	Cuba	38.00
1996	Canada	37.69	United States	38.05	Brazil	38.41
2000	United States	37.61	Brazil	37.90	Cuba	38.04
2004	Great Britain	38.07	United States	38.08	Nigeria	38.23
2008✘	Trinidad & Tobago	38.06	Japan	38.15	Brazil	38.24
2012✘	Jamaica	36.84	Trinidad & Tobago	38.12	France	38.16
2016	Jamaica	37.27	Japan	37.60	Canada	37.64
2021✘ ^[1]	Italy	37.50	Not yet allocated		Canada	37.70
					(4th) PR of China	37.79

¹ According to www.olympic.org/london-12/athletics, as at May 31, 2022, the IOC have not yet allocated medals as above following the disqualification of original silver medalists Great Britain (Chijindu Ujah) in 37.51

4 x 400 Metres Relay

1896 to 1906: Not contested

1912	United States	3:16.6	France	3:20.7	Great Britain & Ireland	3:23.2
1920	Great Britain & Ireland	3:22.2	South Africa	3:24.2	France	3:23.9
1924	United States	3:16.0	Sweden	3:17.0	Great Britain	3:17.4
1928	United States	3:14.2	Germany	3:14.8	Canada	3:15.4
1932	United States	3:08.14	Great Britain	3:11.2	Canada	3:12.8
1936	Great Britain	3:09.0	United States	3:11.0	Germany	3:11.8
1948	United States	3:10.4	France	3:14.8	Sweden	3:16.0
1952	Jamaica	3:04.04	United States	3:04.21	Germany	3:06.78

YEAR	GOLD		SILVER		BRONZE		Wind
1956	United States	3:04.81	Australia	3:06.19	Great Britain	3:07.19	
1960	United States	3:02.37	Germany	3:02.84	British West Indies	3:04.13	
1964	United States	3:00.7	Great Britain	3:01.6	Trinidad & Tobago	3:01.7	
1968	United States	2:56.16	Kenya	2:59.64	FRG	3:00.57	
1972	Kenya	2:59.83	Great Britain	3:00.46	France	3:00.65	
1976	United States	2:58.65	Poland	3:01.43	FRG	3:01.98	
1980	USSR	3:01.08	GDR	3:01.26	Italy	3:04.3	
1984	United States	2:57.91	Great Britain	2:59.13	Nigeria	2:59.32	
1988	United States	2:56.16	Jamaica	3:00.30	FRG	3:00.56	
1992	United States	2:55.74	Cuba	2:59.51	Great Britain	2:59.73	
1996	United States	2:55.99	Great Britain	2:56.60	Jamaica	2:59.42	
2000✘	Nigeria	2:58.68	Jamaica	2:58.78	Bahamas	2:59.23	
2004	United States	2:55.91	Australia	3:00.60	Nigeria	3:00.90	
2008✘	United States	2:55.39	Bahamas	2:58.03	Great Britain	2:58.81	
2012	Bahamas	2:56.72	United States	2:57.05	Trinidad & Tobago	2:59.40	
2016	United States	2:57.30	Jamaica	2:58.16	Bahamas	2:58.49	
2021	United States	2:55.70	Netherlands	2:57.18	Botswana	2:57.27	

WOMEN (From 1928)**100 Metres**

1928	Betty Robinson	USA	12.2	Fanny Rosenfeld	CAN	12.2	Ethel Smith	CAN	12.3	
1932	Stella Walasiewicz	POL	11.9	Hilda Strike	CAN	11.9	Bille Von Bremen	USA	12.0	
1936	Helen Stephens	USA	11.5w	Stella Walasiewicz	POL	11.7	Käthe Krauss	GER	11.9	3.5
1948	Fanny Blankers-Koen	NED	12.2	Dorothy Manley	GBR	12.4	Shirley Strickland	AUS	12.6	<0
1952	Marjorie Jackson	AUS	11.67	Daphne Hasenjager	RSA	12.05	Shirley Strickland	AUS	12.12	1.7
1956	Betty Cuthbert	AUS	11.82	Christa Stubnick	GDR	11.92	Marlene Mathews	AUS	11.94	-2.3
1960	Wilma Rudolph	USA	11.18w	Dorothy Hyman	GBR	11.43	Giuseppina Leone	ITA	11.48	2.8
1964	Wyomia Tyus	USA	11.49	Edith Maguire	USA	11.62	Ewa Klobukowska	POL	11.64	-1.2
1968	Wyomia Tyus	USA	11.08	Barbara Ferrell	USA	11.15	Irena Szewińska	POL	11.19	1.2
1972	Renate Stecher	GDR	11.07	Raelene Boyle	AUS	11.23	Silvia Chivás	CUB	11.24	-0.2
1976	Annegret Richter	FRG	11.08	Renate Stecher	GDR	11.13	Inge Helten	FRG	11.17	0.0
1980	Lyudmila Kondratyeva	URS	11.06	Marlies Göhr	GDR	11.07	Ingrid Auerswald	GDR	11.14	1.0
1984	Evelyn Ashford	USA	10.97	Alice Brown	USA	11.13	Merlene Ottey-Page	JAM	11.16	-1.2
1988	Florence Griffith Joyner	USA	10.54w	Evelyn Ashford	USA	10.83	Heike Drechsler	GDR	10.85	3.0
1992	Gail Devers	USA	10.82	Juliet Cuthbert	JAM	10.83	Irina Privalova	EUN	10.84	-1.0
1996	Gail Devers	USA	10.94	Merlene Ottey	JAM	10.94	Gwen Torrence	USA	10.96	-0.7
2000✘ ^[1]	Not allocated			Katerína Thánou	GRE	11.12	Merlene Ottey	JAM	11.19	-0.4
				Tanya Lawrence	JAM	11.18				
2004	Yuliya Nesterenko	BLR	10.93	Lauryn Williams	USA	10.96	Veronica Campbell	JAM	10.97	0.1
2008	Shelly-Ann Fraser	JAM	10.78	Sherone Simpson	JAM	10.98				0.0
				Kerron Stewart	JAM	10.98				
2012	Shelly-Ann Fraser-Pryce	JAM	10.75	Carmelita Jeter	USA	10.78	Veronica Campbell-Brown	JAM	10.81	1.5
2016	Elaine Thompson	JAM	10.71	Tori Bowie	USA	10.83	Shelly-Ann Fraser-Pryce	JAM	10.86	0.5
2021	Elaine Thompson-Herah	JAM	10.61	Shelly-Ann Fraser-Pryce	JAM	10.74	Shericka Jackson	JAM	10.76	-0.6

¹ This race was originally won in 10.75 by Marion Jones USA, who in 2008 admitted to doping violations and was disqualified. Original silver medallist Katerina Thanou GRE has not been upgraded to gold medal status and remains silver medallist alongside Tanya Lawrence JAM who was promoted from bronze. In December 2009, the IOC spokesman Mark Adams explained that Thanou "disgraced herself and the Olympic movement by avoiding three doping tests ... she admitted anti-doping violations when she accepted a two-year suspension from the IAAF. The rankings in the actual race are a matter for the IAAF, and they are changed, but the actual awarding of any medal is not a right. Therefore, in this case, it will not happen. It is felt that with her conduct, she did not deserve to be honoured with this recognition."

200 Metres

1928 to 1936: Not contested

									Wind	
1948 ^[1]	Fanny Blankers-Koen	NED	24.4	Audrey Williamson	GBR	25.2	Audrey Patterson	USA	25.3	0.0
1952	Marjorie Jackson	AUS	23.89	Bertha Brouwer	NED	24.25	Nadyezhda Khnykina	URS	24.37	
1956	Betty Cuthbert	AUS	23.55	Christa Stubnick	GER	23.89	Marlene Mathews	AUS	24.10	
1960	Wilma Rudolph	USA	24.13	Jutta Heine	GER	24.58	Dorothy Hyman	GBR	24.82	<0.0
1964	Edith Maguire	USA	23.05	Irena Kirszenstein	POL	23.13	Marilyn Black	AUS	23.18	0.8
1968	Irena Szewińska	POL	22.58	Raelene Boyle	AUS	22.74	Jennifer Lamy	AUS	22.88	2.0
1972	Renate Stecher	GDR	22.40	Raelene Boyle	AUS	22.45	Irena Szewińska	POL	22.74	1.1
1976	Bärbel Eckert	GDR	22.37	Annegret Richter	FRG	22.39	Renate Stecher	GDR	22.47	0.0
1980	Bärbel Wöckel	GDR	22.03	Natalya Bochina	URS	22.19	Merlene Ottey	JAM	22.20	1.5
1984	Valerie Brisco-Hooks	USA	21.81	Florence Griffith	USA	22.04	Merlene Ottey-Page	JAM	22.09	-0.1
1988	Florence Griffith Joyner	USA	21.34	Grace Jackson	JAM	21.72	Heike Drechsler	GDR	21.95	1.3
1992	Gwen Torrence	USA	21.81	Juliet Cuthbert	JAM	22.02	Merlene Ottey	JAM	22.09	-0.6
1996	Marie-José Pérec	FRA	22.12	Merlene Ottey	JAM	22.24	Mary Onyali	NGR	22.38	0.3
2000✘	Pauline Davis	BAH	22.27	Susanthika Jayasinghe	SRI	22.28	Beverley McDonald	JAM	22.35	0.7
2004	Veronica Campbell	JAM	22.05	Allyson Felix	USA	22.18	Debbie Ferguson	BAH	22.30	0.8
2008	Veronica Campbell-Brown	JAM	21.74	Allyson Felix	USA	21.93	Kerron Stewart	JAM	22.00	0.6
2012	Allyson Felix	USA	21.88	Shelly-Ann Fraser-Pryce	JAM	22.09	Carmelita Jeter	USA	22.14	-0.2

YEAR	GOLD			SILVER			BRONZE			
2016	Elaine Thompson	JAM	21.78	Dafne Schippers	NED	21.88	Tori Bowie	USA	22.15	-0.1
2021	Elaine Thompson-Herah	JAM	21.53	Christine Mboma	NAM	21.81	Gabby Thomas	USA	21.87	0.8

1 Photo-finish subsequently revealed that Shirley Strickland AUS placed third ahead of Patterson

400 Metres

1928 to 1960: Not contested

1964	Betty Cuthbert	AUS	52.01	Ann Packer	GBR	52.20	Judy Amore	AUS	53.4
1968	Colette Besson	FRA	52.03	Lillian Board	GBR	52.12	Natalya Pechonkina	URS	52.25
1972	Monika Zehrt	GDR	51.08	Rita Wilden	FRG	51.21	Kathy Hammond	USA	51.64
1976	Irena Szewińska	POL	49.28	Christina Brehmer	GDR	50.51	Ellen Streidt	GDR	50.55
1980	Marita Koch	GDR	48.88	Jarmila Kratochvílová	CZE	49.46	Christina Lathan	GDR	49.66
1984	Valerie Brisco-Hooks	USA	48.83	Chandra Cheeseborough	USA	49.05	Kathy Cook	GBR	49.43
1988	Olga Bryzgina	URS	48.65	Petra Müller	GDR	49.45	Olga V. Nazarova	URS	49.90
1992	Marie-José Pérec	FRA	48.83	Olga Bryzgina	EUN	49.05	Ximena Restrepo	COL	49.64
1996	Marie-José Pérec	FRA	48.25	Cathy Freeman	AUS	48.63	Faililat Ogunkoya	NGR	49.10
2000	Cathy Freeman	AUS	49.11	Lorraine Graham	JAM	49.58	Katharine Merry	GBR	49.72
2004	Tonique Williams-Darling	BAH	49.41	Ana Guevar	MEX	49.56	Natalya Antyukh	RUS	49.89
2008	Christine Ohuruogu	GBR	49.62	Shericka Williams	JAM	49.69	Sanya Richards	USA	49.93
2012	Sanya Richards-Ross	USA	49.55	Christine Ohuruogu	GBR	49.70	Deedee Trotter	USA	49.72
2016	Shaunae Miller	BAH	49.44	Allyson Felix	USA	49.51	Shericka Jackson	JAM	49.85
2021	Shaunae Miller-Uibo	BAH	48.36	Marileidy Paulino	DOM	49.20	Allyson Felix	USA	49.46

800 Metres

1928 to 1956: Not contested

1928	Lina Radke	GER	2:16.8	Kinuye Hitomi	JPN	2:17.6	Inga Gentzel	SWE	2:18.8
1960	Lyudmila Shevtsova	URS	2:04.50	Brenda Jones	AUS	2:04.58	Ursula Donath	GDR	2:05.73
1964	Ann Packer	GBR	2:01.1	Maryvonne Dupureur	FRA	2:01.9	Marise Chamberlain	NZL	2:02.8
1968	Madeline Manning	USA	2:00.92	Ilona Silai	ROU	2:02.58	Maria Gommers	NED	2:02.63
1972	Hildegard Falck	FRG	1:58.55	Niolé Sabaité	URS	1:58.65	Gunhild Hoffmeister	GDR	1:59.19
1976	Tatyana Kazankina	URS	1:54.94	Nikolina Shtereva	BUL	1:55.42	Elfi Zinn	GDR	1:55.60
1980	Nadyezhda Olizarenko	URS	1:53.43	Olga Mineyeva	URS	1:54.81	Tatyana Providokhina	URS	1:55.46
1984	Doina Melinte	ROU	1:57.60	Kim Gallagher	USA	1:58.63	Fița Lovin	ROU	1:58.83
1988	Sigrun Wodars	GDR	1:56.10	Christine Wachtel	GDR	1:56.64	Kim Gallagher	USA	1:56.91
1992	Ellen van Langen	NED	1:55.54	Liliya Nurutdinova	EUN	1:55.99	Ana Quirot	CUB	1:56.80
1996	Svetlana Masterkova	RUS	1:57.73	Ana Quirot	CUB	1:58.11	Maria Mutola	MOZ	1:58.71
2000	Maria Mutola	MOZ	1:56.15	Stephanie Graf	AUT	1:56.64	Kelly Holmes	GBR	1:56.80
2004	Kelly Holmes	GBR	1:56.38	Hasna Benhassi	MAR	1:56.43	Jolanda Čepлак	SLO	1:56.43
2008	Pamela Jelimo	KEN	1:54.87	Janeth Jepkosgei	KEN	1:56.07	Hasna Benhassi	MAR	1:56.73
2012	Caster Semenya	RSA	1:57.23	Yekaterina Poistogova	RUS	1:57.53	Pamela Jelimo	KEN	1:57.59
2016	Caster Semenya	RSA	1:55.28	Francine Niyonsaba	BDI	1:56.49	Margaret Wambui	KEN	1:56.89
2021	Athing Mu	USA	1:55.21	Keely Hodgkinson	GBR	1:55.88	Raevyn Rogers	USA	1:56.81

1500 Metres

1928 to 1968: Not contested

1972	Lyudmila Bragina	URS	4:01.38	Gunhild Hoffmeister	GDR	4:02.83	Paola Cacchi	ITA	4:02.85
1976	Tatyana Kazankina	URS	4:05.48	Gunhild Hoffmeister	GDR	4:06.02	Ulrike Klapezynski	GDR	4:06.09
1980	Tatyana Kazankina	URS	3:56.56	Christiane Wartenberg	GDR	3:57.71	Nadyezhda Olizarenko	URS	3:59.52
1984	Gabriella Dorio	ITA	4:03.25	Doina Melinte	ROU	4:03.76	Maricica Puică	ROU	4:04.15
1988	Paula Ivan	ROU	3:53.96	Laima Baikauskaitė	URS	4:00.24	Tatyana Samolenko	URS	4:00.30
1992	Hassiba Boulmerka	ALG	3:55.30	Lyudmila Rogachova	EUN	3:56.91	Qu Yunxia	CHN	3:57.08
1996	Svetlana Masterkova	RUS	4:00.83	Gabriela Szabo	ROU	4:01.54	Theresia Kiesel	AUT	4:03.02
2000	Nouria Mérah-Benida	ALG	4:05.10	Violeta Szekely	ROU	4:05.15	Gabriela Szabo	ROU	4:05.27
2004	Kelly Holmes	GBR	3:57.90	Tatyana Tomashova	RUS	3:58.12	Maria Cioncan	ROU	3:58.39
2008	Nancy Jebet Lagat	KEN	4:00.23	Iryna Lishchynska	UKR	4:01.63	Nataliya Tobias	UKR	4:01.78
2012	Maryam Jamal	BRN	4:10.74	Tatyana Tomashova	RUS	4:10.90	Abeba Aregawi	ETH	4:11.03
2016	Faith Kipyegon	KEN	4:08.92	Genzebe Dibaba	ETH	4:10.27	Jennifer Simpson	USA	4:10.53
2021	Faith Kipyegon	KEN	3:53.11	Laura Muir	GBR	3:54.50	Sifan Hassan	NED	3:55.86

3000/5000 Metres

1928 to 1980: Not contested; replaced by 5000m from 1996

1984	Maricica Puică	ROU	8:35.96	Wendy Sly	GBR	8:39.47	Lynn Williams	CAN	8:42.14
1988	Tatyana Samolenko	URS	8:26.53	Paula Ivan	ROU	8:27.15	Yvonne Murray	GBR	8:29.02
1992	Yelena Romanova	EUN	8:46.04	Tatyana Dorovskikh	EUN	8:46.85	Angela Chalmers	CAN	8:47.22
1996	Wang Junxia	CHN	14:59.88	Pauline Konga	KEN	15:03.49	Roberta Brunet	ITA	15:07.52
2000	Gabriela Szabo	ROU	14:40.79	Sonia O'Sullivan	IRL	14:41.02	Gete Wami	ETH	14:42.23
2004	Meseret Defar	ETH	14:45.65	Isabella Ochichi	KEN	14:48.19	Tirunesh Dibaba	ETH	14:51.83
2008	Tirunesh Dibaba	ETH	15:41.40	Meseret Defar	ETH	15:44.12	Sylvia Kibet	KEN	15:44.96
2012	Meseret Defar	ETH	15:04.25	Vivian Cheruiyot	KEN	15:04.73	Tirunesh Dibaba	ETH	15:05.15
2016	Vivian Cheruiyot	KEN	14:26.17	Hellen Obiri	KEN	14:29.77	Almaz Ayana	ETH	14:33.59
2021	Sifan Hassan	NED	14:36.79	Hellen Obiri	KEN	14:38.36	Gudaf Tsegay	ETH	14:38.87

YEAR	GOLD	SILVER	BRONZE	Wind
------	------	--------	--------	------

10,000 Metres*1928 to 1984: Not contested*

1988	Olga Bondarenko	URS	31:05.21	Liz McColgan	GBR	31:08.44	Yelena Zhupiyova	URS	31:19.82	
1992	Derartu Tulu	ETH	31:06.02	Elana Meyer	RSA	31:11.75	Lynn Jennings	USA	31:19.89	
1996	Fernanda Ribeiro	POR	31:01.63	Wang Junxia	CHN	31:02.58	Gete Wami	ETH	31:06.65	
2000	Derartu Tulu	ETH	30:17.49	Gete Wami	ETH	30:22.48	Fernanda Ribeiro	POR	30:22.88	
2004	Xing Huina	CHN	30:24.36	Ejegayehu Dibaba	ETH	30:24.98	Derartu Tulu	ETH	30:26.42	
2008	X	Tirunesh Dibaba	ETH	29:54.66	Shalane Flanagan	USA	30:22.22	Linet Masai	KEN	30:26.50
2012		Tirunesh Dibaba	ETH	30:20.75	Sally Kipyego	KEN	30:26.37	Vivian Cheruiyot	KEN	30:30.44
2016		Almaz Ayana	ETH	29:17.45	Vivian Cheruiyot	KEN	29:32.53	Tirunesh Dibaba	ETH	29:42.56
2021		Sifan Hassan	NED	29:55.32	Kalkidan Gezahegne	BRN	29:56.18	Letesenbet Gidey	ETH	30:01.72

Marathon*1928 to 1980: Not contested*

1984	Joan Benoit	USA	2:24:52	Grete Waitz	NOR	2:26:18	Rosa Mota	POR	2:26:57
1988	Rosa Mota	POR	2:25:40	Lisa Martin	AUS	2:25:53	Katrin Dörre	GDR	2:26:21
1992	Valentina Yegorova	EUN	2:32:41	Yuko Arimori	JPN	2:32:49	Lorraine Moller	NZL	2:33:59
1996	Fatuma Roba	ETH	2:26:05	Valentina Yegorova	RUS	2:28:05	Yuko Arimori	JPN	2:28:39
2000	Naoko Takahashi	JPN	2:23:14	Lidia Simon	ROU	2:23:22	Joyce Chepchumba	KEN	2:24:45
2004	Mizuki Noguchi	JPN	2:26:20	Catherine Ndereba	KEN	2:26:32	Deena Kastor	USA	2:27:20
2008	Constantina Tomescu-Diță	ROU	2:26:44	Catherine Ndereba	KEN	2:27:06	Zhou Chunxiu	CHN	2:27:07
2012	Tiki Gelana	ETH	2:23:07	Priscah Jeptoo	KEN	2:23:12	Tatyana Arkhipova	RUS	2:23:29
2016	Jemima Sumgong	KEN	2:24:04	Eunice Jepkirui	BRN	2:24:13	Mare Dibaba	ETH	2:24:30
2021	Peres Jepchirchir	KEN	2:27:20	Brigid Kosgei	KEN	2:27:36	Molly Seidel	USA	2:27:46

3000 Metres Steeplechase*1928 to 2004: Not contested*

2008	X	Gulnara Samitova-Galkina	RUS	8:58.81	Eunice Jepkorir	KEN	9:07.41	Tatyana Petrova	RUS	9:12.33
2012	X	Habiba Ghribi	TUN	9:08.37	Sofia Assefa	ETH	9:09.84	Milcah Chemos	KEN	9:09.88
2016		Ruth Jebet	BRN	8:59.75	Hyvin Jepkemoi	KEN	9:07.12	Emma Coburn	USA	9:07.63
2021		Peruth Chemutai	UGA	9:01.45	Courtney Frerichs	USA	9:04.79	Hyvin Kiyeng	KEN	9:05.39

80/100 Metres Hurdles*100 Metres from 1972*

1928	Not contested								
1932	Mildred Didrikson	USA	11.7	Evelyne Hall	USA	11.7	Marjorie Clark	RSA	11.8
1936	Trebisonda Valla	ITA	11.75	Anny Steuer	GER	11.81	Elizabeth Taylor	CAN	11.82 1.4
1948	Fanny Blankers-Koen	NED	11.4	Maureen Gardner	GBR	11.5	Shirley Strickland	AUS	11.5 1.9
1952	Shirley Strickland	AUS	11.01	Mariya Golubnichaya	URS	11.24	Maria Sander	GER	11.38
1956	Shirley Strickland	AUS	10.96	Gisela Köhler	GER	11.12	Norma Thrower	AUS	11.25 -1.3
1960	Irina Press	URS	10.93	Carole Quinton	GBR	10.99	Gisela Birkemeyer	GER	11.13 0.0
1964	Karin Balzer	GER	10.54w	Teresa Ciepla	POL	10.55	Pam Kilborn	AUS	10.56 2.3
1968	Maureen Caird	AUS	10.39	Pam Kilborn	AUS	10.46	Chi Cheng	TPE	10.51 0.0
1972	Annelie Ehrhardt	GDR	12.59	Valeria Bufanu	ROU	12.84	Karin Balzer	GDR	12.90 -0.6
1976	Johanna Schaller	GDR	12.77	Tatyana Anisimova	URS	12.78	Natalya Lebedeva	URS	12.80 0.0
1980	Vera Komisova	URS	12.56	Johanna Klier	GDR	12.63	Lucyna Langer	POL	12.65 1.0
1984	Benita Fitzgerald-Brown	USA	12.84	Shirley Strong	GBR	12.88	Kim Turner	USA	13.06 -0.7
							Michèle Chardonnet	FRA	13.06
1988	Yordanka Donkova	BUL	12.38	Gloria Siebert	GDR	12.61	Claudia Zaczkiewicz	FRG	12.75 0.2
1992	Voula Patoulidou	GRE	12.64	LaVonna Martin	USA	12.69	Yordanka Donkova	BUL	12.70 0.4
1996	Ludmila Engquist	SWE	12.58	Brigita Bukovec	SLO	12.59	Patricia Girard-Léno	FRA	12.65 0.2
2000	Olga Shishigina	KAZ	12.65	Glory Alozie	NGR	12.68	Melissa Morrison	USA	12.76 0.0
2004	Joanna Hayes	USA	12.37	Yelena Krasovska	UKR	12.45	Melissa Morrison	USA	12.56 1.5
2008	Dawn Harper	USA	12.54	Sally McLellan	AUS	12.64	Priscilla Lopes-Schliep	CAN	12.64 0.1
2012	Sally Pearson	AUS	12.35	Dawn Harper	USA	12.37	Kellie Wells	USA	12.48 -0.2
2016	Brianna Rollins	USA	12.48	Nia Ali	USA	12.59	Kristi Castlin	USA	12.61 0.0
2021	Jasmine Camacho-Quinn	PUR	12.37	Kendra Harrison	USA	12.52	Megan Tapper	JAM	12.55 -0.3

400 Metres Hurdles*1928 to 1980: Not contested*

1984	Nawal El Moutawakel	MAR	54.61	Judi Brown	USA	55.20	Cristieana Cojocar	ROU	55.41
1988	Debbie Flintoff-King	AUS	53.17	Tatyana Ledovskaya	URS	53.18	Ellen Fiedler	GDR	53.63
1992	Sally Gunnell	GBR	53.23	Sandra Farmer-Patrick	USA	53.69	Janeene Vickers	USA	54.31
1996	Deon Hemmings	JAM	52.82	Kim Batten	USA	53.08	Tonja Buford-Bailey	USA	53.22
2000	Irina Privalova	RUS	53.02	Deon Hemmings	JAM	53.45	Nezha Bidouane	MAR	53.57
2004	Faní Halkiá	GRE	52.82	Ionela Tirlea-Manolache	ROU	53.38	Tatyana Tereshchuk	UKR	53.44
2008	Melaine Walker	JAM	52.64	Sheena Tosta	USA	53.70	Tasha Danvers	GBR	53.84
2012	Natalya Antyukh	RUS	52.70	Lashinda Demus	USA	52.77	Zuzana Hejnová	CZE	53.38
2016	Dalilah Muhammad	USA	53.13	Sara Slott Petersen	DEN	53.55	Ashley Spencer	USA	53.72
2021	Sydney McLaughlin	USA	51.46	Dalilah Muhammad	USA	51.58	Femke Bol	NED	52.03

YEAR	GOLD			SILVER			BRONZE		
High Jump									
1928	Ethel Catherwood	CAN	1.59	Carolina Gisolf	NED	1.56	Mildred Wiley	USA	1.56
1932	Jean Shiley	USA	1.65	Mildred Didrikson	USA	1.65	Eva Dawes	CAN	1.60
1936	Ibolya Csák	HUN	1.60	Dorothy Odam	GBR	1.60	Elfriede Kaun	GER	1.60
1948	Alice Coachman	USA	1.68	Dorothy Tyler	GBR	1.68	Micheline Ostermeyer	FRA	1.61
1952	Esther Brand	RSA	1.67	Sheila Lerwill	GBR	1.65	Aleksandra Chudina	URS	1.63
1956	Mildred McDaniel	USA	1.76	Maria Pisareva	URS	1.67			
				Thelma Hopkins	GBR	1.67			
1960	Iolanda Balaş	ROU	1.85	Jar. Józwiakowska	POL	1.71			
				Dorothy Shirley	GBR	1.71			
1964	Iolanda Balaş	ROU	1.90	Michele Brown	AUS	1.80	Taisiya Chenchik	URS	1.78
1968	Miloslava Rezková	CZE	1.82	Antonina Okorokova	URS	1.80	Valentina Kozyr	URS	1.80
1972	Ulrike Meyfarth	FRG	1.92	Yordanka Blagoeva	BUL	1.88	Ilona Gusenbauer	AUT	1.88
1976	Rosemarie Ackermann	GDR	1.93	Sara Simeoni	ITA	1.91	Yordanka Blagoeva	BUL	1.91
1980	Sara Simeoni	ITA	1.97	Urszula Kielan	POL	1.94	Jutta Kirst	GDR	1.94
1984	Ulrike Meyfarth	FRG	2.02	Sara Simeoni	FRG	2.00	Joni Huntley	USA	1.97
1988	Louise Ritter	USA	2.03	Stefka Kostadinova	BUL	2.01	Tamara Bykova	URS	1.99
1992	Heike Henkel	GER	2.02	Alina Astafei	ROU	2.00	Ioamnet Quintero	CUB	1.97
1996	Stefka Kostadinova	BUL	2.05	Niki Bakoyianni	GRE	2.03	Inga Babakova	UKR	2.01
2000	Yelena Yelesina	RUS	2.01	Hestrie Cloete	RSA	2.01	Oana Pantelimon	ROU	1.99
							Kajsa Bergqvist	SWE	1.99
2004	Yelena Slesarenko	RUS	2.06	Hestrie Cloete	RSA	2.02	Viktoriya Styopina	UKR	2.02
2008✘	Tia Hellebaut	BEL	2.05	Blanka Vlašić	CRO	2.05	Chaunté Lowe	USA	1.97
2012✘	Anna Chicherova	RUS	2.05	Brigetta Barrett	USA	2.03	Ruth Beitia	ESP	2.00
2016	Ruth Beitia	ESP	1.97	Mirela Demireva	BUL	1.97	Blanka Vlašić	CRO	1.97
2021	Mariya Lasitskené	ANA	2.04	Nicola McDermott	AUS	2.02	Yaroslava Mahuchikh	UKR	2.00
Pole Vault									
<i>1928 to 1996: Not contested</i>									
2000	Stacy Dragila	USA	4.60	Tatiana Grigorieva	AUS	4.55	Vala Flosadóttir	ISL	4.50
2004	Yelena Isinbaeva	RUS	4.91	Svetlana Feofanova	RUS	4.75	Anna Rogowska	POL	4.70
2008	Yelena Isinbaeva	RUS	5.05	Jenn Stuczynski	USA	4.80	Svetlana Feofanova	RUS	4.75
2012	Jenn Suhr	USA	4.75	Yarisley Silva	CUB	4.75	Yelena Isinbaeva	RUS	4.70
2016	Katerina Stefanídi	GRE	4.85	Sandi Morris	USA	4.85	Eliza McCartney	NZL	4.80
2021	Katie Nageotte	USA	4.90	Anzhelika Sidorova	ANA	4.85	Holly Bradshaw	GBR	4.85
Long Jump									
<i>1928 to 1936: Not contested</i>									
1948	Olga Gyarmati	HUN	5.695	Noémi de Portela	ARG	5.60	Ann-Britt Leyman	SWE	5.575
1952	Yvette Williams	NZL	6.24	Aleksandra Chudina	URS	6.14	Shirley Cawley	GBR	5.92
1956	Elżbieta Krzesińska	POL	6.35	Willye White	USA	6.09	Nadyezda Dvalishvili	URS	6.07
1960	Vera Krepkina	URS	6.37	Elżbieta Krzesińska	POL	6.27	Hildrun Claus	GDR	6.21
1964	Mary Rand	GBR	6.76	Irena Kirszenstein	POL	6.60	Tatyana Shchelkanova	URS	6.42
1968	Viorica Viscopoleanu	ROU	6.82	Sheila Sherwood	GBR	6.68	Tatyana Talysheva	URS	6.66
1972	Heide Rosendahl	FRG	6.78	Diana Yorgova	BUL	6.77	Eva Suranová	CZE	6.67
1976	Angela Voigt	GDR	6.72	Kathy McMillan	USA	6.66	Lidiya Alfeyeva	URS	6.60
1980	Tatyana Kolpakova	URS	7.06	Brigitte Wujak	GDR	7.04	Tatyana Skatchko	URS	7.01
1984	Anişoara Stanciu	ROU	6.96	Valy Ionescu	ROU	6.81	Sue Hearnshaw	GBR	6.80w
1988	Jackie Joyner-Kersey	USA	7.40	Heike Drechsler	GDR	7.22	Galina Chistyakova	URS	7.11
1992	Heike Drechsler	GER	7.14	Inessa Kravets	EUN	7.12	Jackie Joyner-Kersey	USA	7.07
1996	Chioma Ajunwa	NGR	7.12	Fiona May	ITA	7.02	Jackie Joyner-Kersey	USA	7.00
2000✘	Heike Drechsler	GER	6.99	Fiona May	ITA	6.92	Tatyana Kotova	RUS	6.83
2004	Tatyana Lebedeva	RUS	7.07	Irina Simagina	RUS	7.05	Tatyana Kotova	RUS	7.05
2008✘	Maurren Higa Maggi	BRA	7.04	Blessing Okagbare	NGR	6.91	Chelsea Hammond	JAM	6.79
2012	Brittney Reese	USA	7.12	Yelena Sokolova	RUS	7.07	Janay DeLoach	USA	6.89
2016	Tianna Bartoletta	USA	7.17	Brittany Reese	USA	7.15	Ivana Španović	SRB	7.08
2021	Malaika Mihambo	GER	7.00	Brittney Reese	USA	6.97	Ese Brume	NGR	6.97
Triple Jump									
<i>1928 to 1992: Not contested</i>									
1996	Inessa Kravets	UKR	15.33	Inna Lasovskaya	RUS	14.98	Šárka Kašpárková	CZE	14.98
2000	Tereza Marinova	BUL	15.20	Tatyana Lebedeva	RUS	15.00	Yelena Govorova	UKR	14.96
2004	Françoise Mbango	CMR	15.30	Hrysopiýi Devetzí	GRE	15.25	Tatyana Lebedeva	RUS	15.14
2008✘	Françoise Mbango	CMR	15.39	Olga Rypakova	KAZ	15.11	Yargelis Savigne	CUB	15.05
2012	Olga Rypakova	KAZ	14.98	Caterina Ibargüen	COL	14.80	Olga Saladukha	UKR	14.79
2016	Caterine Ibargüen	COL	15.17	Yulimar Rojas	VEN	14.98	Olga Rypakova	KAZ	14.74
2021	Yulimar Rojas	VEN	15.67	Patrícia Mamona	POR	15.01	Ana Peleteiro	ESP	14.87

YEAR	GOLD			SILVER			BRONZE		
------	------	--	--	--------	--	--	--------	--	--

Shot Put*1928 to 1936: Not contested*

1948	Micheline Ostermeyer	FRA	13.75	Amelia Piccinini	ITA	13.09	Ina Schäffer	AUT	13.08
1952	Galina Zybina	URS	15.28	Marianne Werner	GER	14.57	Klavdiya Tochonova	URS	14.50
1956	Tamara Tyshkevich	URS	16.59	Galina Zybina	URS	16.53	Marianne Werner	GER	15.61
1960	Tamara Press	URS	17.32	Johanna Lüttge	GER	16.61	Earlene Brown	USA	16.42
1964	Tamara Press	URS	18.14	Renate Garisch	GER	17.61	Galina Zybina	URS	17.45
1968	Margitta Gummel	GDR	19.61	Marita Lange	GDR	18.78	Nadyezda Chizhova	URS	18.19
1972	Nadyezda Chizhova	URS	21.03	Margitta Gummel	GDR	20.22	Ivanka Khristova	BUL	19.35
1976	Ivanka Khristova	BUL	21.16	Nadyezda Chizhova	URS	20.96	Helena Fibingerová	CZE	20.67
1980	Ilona Slupianek	GDR	22.41	Svetlana Krachevskaya	URS	21.42	Margitta Pufe	GDR	21.20
1984	Claudia Losch	FRG	20.48	Mihaela Loghin	ROU	20.47	Gael Martin	AUS	19.19
1988	Natalya Lisovskaya	URS	22.24	Kathrin Neimke	GDR	21.07	Li Meisu	CHN	21.06
1992	Svetlana Krivelyova	EUN	21.06	Huang Zhihong	CHN	20.47	Kathrin Neimke	GER	19.78
1996	Astrid Kumbornuss	GER	20.56	Sui Xinmei	CHN	19.88	Irina Khudorozhkina	RUS	19.35
2000	Yanina Korolchik	BLR	20.56	Larisa Peleshenko	RUS	19.92	Astrid Kumbornuss	GER	19.62
2004 ^{x[1]}	Yumeileidi Cumbá	CUB	19.59	Nadine Kleinert	GER	19.55	Not allocated		
2008 ^x	Valerie Vili	NZL	20.56	Misleydis González	CUB	19.50	Gong Lijiao	CHN	19.20
2012 ^x	Valerie Adams	NZL	20.70	Gong Lijiao	CHN	20.22	Li Ling	CHN	19.63
2016	Michelle Carter	USA	20.63	Valerie Adams	NZL	20.42	Anita Márton	HUN	19.87
2021	Gong Lijiao	CHN	20.58	Raven Saunders	USA	19.79	Valerie Adams	NZL	19.62

¹ According to www.olympic.org/athens-2004/athletics, as at May 31, 2022, the IOC have not yet re-allocated the bronze medal following the disqualification of Svetlana Krivelyova RUS, who was originally third with 19.49, but failed a doping control re-test; the logical third place is Nadezhda Ostapchuk BLR 19.01

Discus Throw

1928	Helena Konopacka	POL	39.62	Lillian Copeland	USA	37.08	Ruth Svedberg	SWE	35.92
1932	Lillian Copeland	USA	40.58	Ruth Osburn	USA	40.12	Jadwiga Wajs	POL	38.74
1936	Gisela Mauermayer	GER	47.63	Jadwiga Wajs	POL	46.22	Paula Mollenhauer	GER	39.80
1948	Micheline Ostermeyer	FRA	41.92	Edera Gentile	ITA	41.17	Jacqueline Mazéas	FRA	40.47
1952	Nina Romashkova	URS	51.42	Yelizaveta Bagriantseva	URS	47.08	Nina Dumbadze	URS	46.29
1956	Olga Fikotová	CZE	53.69	Irina Beglyakova	URS	52.54	Nina Ponomaryova	URS	52.02
1960	Nina Ponomaryova	URS	55.10	Tamara Press	URS	52.59	Lia Manoliu	ROU	52.36
1964	Tamara Press	URS	57.27	Ingrid Lotz	GER	57.21	Lia Manoliu	ROU	56.97
1968	Lia Manoliu	ROU	58.28	Liesel Westermann	FRG	57.76	Jolan Kleiber-Kontsek	HUN	54.90
1972	Faina Melnik	URS	66.62	Argentina Menis	ROU	65.06	Vasilka Stoeva	BUL	64.34
1976	Evelin Schlaak	GDR	69.00	Mariya Vergova	BUL	67.30	Gabriele Hinzmann	GDR	66.84
1980	Evelin Jahl	GDR	69.96	Mariya Petkova	BUL	67.90	Tatyana Lesovaya	URS	67.40
1984 ^[1]	Ria Stalman	NED	65.36	Leslie Deniz	USA	64.86	Florența Crăciunescu	ROU	63.64
							4th: Ulla Lindholm	FIN	62.84
1988	Martina Hellmann	GDR	72.30	Diana Gansky	GDR	71.88	Tsvetanka Khristova	BUL	69.74
1992	Maritza Marten	CUB	70.06	Tsvetanka Khristova	BUL	67.78	Daniela Costian	AUS	66.24
1996	Ilke Wyludda	GER	69.66	Natalya Sadova	RUS	66.48	Ellina Zvereva	BLR	65.64
2000	Ellina Zvereva	BLR	68.40	Anastasia Kelesidou	GRE	65.71	Irina Yatchenko	BLR	65.20
2004 ^x	Natalya Sadova	RUS	67.02	Anastasia Kelesidou	GRE	66.68	Věra Pospíšilová-Cechlová	CZE	66.08
2008 ^x	Stephanie Brown Trafton	USA	64.74	Yelena Antonova	UKR	62.59	Song Aimin	CHN	62.20
2012 ^x	Sandra Perković	CRO	69.11	Li Yanfeng	CHN	67.22	Yarelis Barrios	CUB	66.38
2016	Sandra Perković	CRO	69.21	Mélina Robert-Michon	FRA	66.73	Denia Caballero	CUB	65.34
2021	Valarie Allman	USA	68.98	Kristin Pudenz	GER	66.86	Yaimé Pérez	CUB	65.72

¹ Stalman admitted to doping violations; fourth place is shown for reference

Hammer Throw*1928 to 1996: Not contested*

2000	Kamila Skolimowska	POL	71.16	Olga Kuzenkova	RUS	69.77	Kirsten Münchow	GER	69.28
2004	Olga Kuzenkova	RUS	75.02	Yipsi Moreno	CUB	73.36	Yunaika Crawford	CUB	73.16
2008 ^x	Yipsi Moreno	CUB	75.20	Zhang Wenxiu	CHN	74.32	Manuèla Montebrun	FRA	72.54
2012 ^x	Anita Włodarczyk	POL	77.60	Betty Heidler	GER	77.12	Zhang Wenxiu	CHN	76.34
2016	Anita Włodarczyk	POL	82.29	Zhang Wenxiu	CHN	76.75	Sophie Hitchon	GBR	74.54
2021	Anita Włodarczyk	POL	78.48	Wang Zheng	CHN	77.03	Malwina Kopron	POL	75.49

Javelin Throw*1928 Not contested*

1932	Mildred Didrikson	USA	43.68	Ellen Braumüller	GER	43.50	Tilly Fleischer	GER	43.15
1936	Tilly Fleischer	GER	45.18	Luise Krüger	GER	43.29	Maria Kwaśniewska	POL	41.80
1948	Hermine Bauma	AUT	45.57	Kaisa Parviainen	FIN	43.79	Lily Carlstedt	DEN	42.08
1952	Dana Zátopková	CZE	50.47	Aleksandra Chudina	URS	50.01	Yelena Gorchakova	URS	49.76
1956	Inese Jaunzeme	URS	53.86	Marlene Ahrens	CHI	50.38	Nadyezda Konyayeva	URS	50.28
1960	Elvira Ozoliņa	URS	55.98	Dana Zátopková	CZE	53.78	Birutė Kalėdienė	URS	53.45
1964	Mihaela Peneș	ROU	60.54	Márta Rudas	HUN	58.27	Yelena Gorchakova	URS	57.06
1968	Angela Németh	HUN	60.36	Mihaela Penes	ROU	59.92	Eva Janko	AUT	58.04
1972	Ruth Fuchs	GDR	63.88	Jacqueline Todten	GDR	62.54	Kate Schmidt	USA	59.94

YEAR	GOLD			SILVER			BRONZE		
1976	Ruth Fuchs	GDR	65.94	Marion Becker	FRG	64.70	Kate Schmidt	USA	63.96
1980	María Colón	CUB	68.40	Saida Gunba	URS	67.76	Ute Hommolá	GDR	66.56
1984	Tessa Sanderson	GBR	69.56	Tiina Lillak	FIN	69.00	Fatima Whitbread	GBR	67.14
1988	Petra Felke	GDR	74.68	Fatima Whitbread	GBR	70.32	Beate Koch	GDR	67.30
1992	Silke Renk	GER	68.34	Natalya Shikolenko	EUN	68.26	Karen Forkel	GER	66.86
1996	Heli Rantanen	FIN	67.94	Louise McPaul	AUS	65.54	Trine Hattestad	NOR	64.98
2000	Trine Hattestad	NOR	68.91	Mirela Tzelili	GRE	67.51	Osleidys Menéndez	CUB	66.18
2004	Osleidys Menéndez	CUB	71.53	Steffi Nerius	GER	65.82	Mirela Manjani	GRE	64.29
2008✘	Barbora Špotáková	CZE	71.42	Christina Obergföll	GER	66.13	Goldie Sayers	GBR	65.75
2012	Barbora Špotáková	CZE	69.55	Christina Obergföll	GER	65.16	Linda Stahl	GER	64.91
2016	Sara Kolak	CRO	66.18	Sunette Viljoen	RSA	64.92	Barbora Špotáková	CZE	64.80
2021	Liu Shiyang	CHN	66.34	Maria Andrejczyk	POL	64.61	Kelsey-Lee Barber	AUS	64.56

Pentathlon/Heptathlon

1928 to 1960: Not contested

Heptathlon from 1984

All scores on tables in use at time of competition

1964	Irina Press	URS	5246	Mary Rand	GBR	5035	Galina Bystrova	URS	4956
1968	Ingrid Becker	FRG	5098	Liese Prokop	AUT	4966	Annamária Tóth	HUN	4959
1972	Mary Peters	GBR	4801	Heide Rosendahl	FRG	4791	Burglinde Pollak	GDR	4768
1976	Siegrun Siegl	GDR	4745	Christine Laser	GDR	4745	Burglinde Pollak	GDR	4740
1980	Nadyezda Tkachenko	URS	5083	Olga Rukavishnikova	URS	4937	Olga Kuragina	URS	4875
1984	Glynis Nunn	AUS	6390	Jackie Joyner	USA	6385	Sabine Everts	FRG	6363
1988	Jackie Joyner-Kersey	USA	7291	Sabine John	GDR	6897	Anke Behmer	GDR	6858
1992	Jackie Joyner-Kersey	USA	7044	Irina Belova	EUN	6845	Sabine Braun	GER	6649
1996	Ghada Shouaa	SYR	6780	Natasha Sazanovich	BLR	6563	Denise Lewis	GBR	6489
2000	Denise Lewis	GBR	6584	Yelena Prokhorova	RUS	6531	Natalya Sazanovich	BLR	6527
2004	Carolina Klüft	SWE	6952	Austra Skujytė	LTU	6435	Kelly Sotherton	GBR	6424
2008✘	Nataliya Dobrynska	UKR	6733	Hyleas Fountain	USA	6619	Kelly Sotherton	GBR	6517
2012✘	Jessica Ennis	GBR	6955	Lilli Schwarzkopf	GER	6649	Austra Skujytė	LTU	6599
2016	Nafissatou Thiam	BEL	6810	Jessica Ennis-Hill	GBR	6775	Brianne Theisen-Eaton	CAN	6653
2021	Nafissatou Thiam	BEL	6791	Anouk Vetter	NED	6689	Emma Oosterwegel	NED	6590

10/20 Kilometres Walk

1928 to 1988 Not contested

20 Kilometres from 2000

1992	Chen Yueling	CHN	44:32	Yelena Nikolayeva	EUN	44:33	Li Chunxiu	CHN	44:41
1996	Yelena Nikolayeva	RUS	41:49	Elisabetta Perrone	ITA	42:12	Wang Yan	CHN	42:19
2000	Wang Liping	CHN	1:29:05	Kjersti Plätzer	NOR	1:29:33	Maria Vascó	ESP	1:30:23
2004	Athanasia Tsoumeléka	GRE	1:29:12	Olimpiada Ivanova	RUS	1:29:16	Jane Saville	AUS	1:29:25
2008	Olga Kaniskina	RUS	1:26:31	Kjersti Plätzer	NOR	1:27:07	Elisa Rigaudó	ITA	1:27:12
2012✘ ^[1]	Not yet allocated			Qieyang Shenjie	CHN	1:25:16	Liu Hong	CHN	1:26:00
							(4th) Lu Xiuzhi	CHN	1:27:10
2016	Liu Hong	CHN	1:28:35	Guadalupe González	MEX	1:28:37	Lu Xiuzhi	CHN	1:28:42
2021	Antonella Palmisano	ITA	1:29:12	Sandra Arenas	COL	1:29:37	Liu Hong	CHN	1:29:57

¹ According to olympics.com/en/olympic-games/tokyo-2020, as at May 31, 2022, the IOC have not yet allocated medals as above following the disqualification of original champion Yelena Lashmanova RUS 1:25:02

4 x 100 Metres Relay

1928	Canada	48.4	United States	48.8	Germany	49.0
1932	United States	46.86	Canada	47.0	Great Britain	47.6
1936	United States	46.9	Great Britain	47.6	Canada	47.8
1948	Netherlands	47.5	Australia	47.6	Canada	47.8
1952	United States	46.14	Germany	46.18	Great Britain	46.41
1956	Australia	44.65	Great Britain	44.70	United States	45.04
1960	United States	44.72	Germany	45.00	Poland	45.19
1964	Poland	43.69	United States	43.92	Great Britain	44.09
1968	United States	42.88	Cuba	43.36	USSR	43.41
1972	FRG	42.81	GDR	42.95	Cuba	43.36
1976	GDR	42.55	FRG	42.59	USSR	43.09
1980	GDR	41.60	USSR	42.10	Great Britain	42.43
1984	United States	41.65	Canada	42.77	Great Britain	43.11
1988	United States	41.98	GDR	42.09	USSR	42.75
1992	United States	42.11	Unified Team	42.16	Nigeria	42.81
1996	United States	41.95	Bahamas	42.14	Jamaica	42.24
2000✘ ^[1]	Bahamas	41.95	Jamaica	42.13	United States	42.20
					(4th) France	42.42
2004	Jamaica	41.73	Russia	42.27	France	42.54
2008✘	Belgium	42.54	Nigeria	43.04	Brazil	43.14
2012	United States	40.82	Jamaica	41.41	Ukraine	42.04

YEAR	GOLD		SILVER		BRONZE	
2016	United States	41.01	Jamaica	41.36	Great Britain	41.77
2021	Jamaica	41.02	United States	41.45	Great Britain	41.88

1 The United States were initially disqualified by the IOC (in April 2008) for a doping violation by team member Marion Jones, but in July 2010 were reinstated as bronze medallists (without Jones) after a successful appeal by Jones's team-mates to The Court of Arbitration for Sport

4 x 400 Metres Relay*1928 to 1968: Not contested*

1972	GDR	3:22.95	United States	3:25.15	FRG	3:26.51
1976	GDR	3:19.23	United States	3:22.81	USSR	3:24.24
1980	USSR	3:20.12	GDR	3:20.35	Great Britain	3:27.5
1984	United States	3:18.29	Canada	3:21.21	FRG	3:22.98
1988	USSR	3:15.17	United States	3:15.51	GDR	3:18.29
1992	Unified Team	3:20.20	United States	3:20.92	Great Britain	3:24.23
1996	United States	3:20.91	Nigeria	3:21.04	Germany	3:21.14
2000	✕ ^[1] United States	3:22.62	Jamaica	3:23.25	Russia	3:23.46
					(4th) Nigeria	3:23.80
2004	✕ ^[2] United States	3:19.01	Russia	3:20.16	Jamaica	3:22.00
					(4th) Great Britain	3:25.12
2008	✕ United States	3:18.54	Jamaica	3:20.40	Great Britain	3:22.68
2012	✕ United States	3:16.87	Jamaica	3:20.95	Ukraine	3:23.57
2016	United States	3:19.06	Jamaica	3:20.34	Great Britain	3:25.88
2021	United States	3:16.85	Poland	3:20.53	Jamaica	3:21.24

*1 The United States were initially disqualified by the IOC (in April 2008) for a doping violation by team member Marion Jones, but in July 2010 were reinstated as bronze medallists (without Jones) after a successful appeal by Jones's team-mates to The Court of Arbitration for Sport**2 Crystal Cox, who ran in the heats for the winning team in 2004, was disqualified for doping violations dating back to November 2001 and her personal medal was withdrawn. Despite this, in June 2013, the IOC decided not to re-allocate the other medals awarded in this event***UNIVERSAL****4 x 400 Metres Relay**

2021	Poland	3:09.87	Dominican Republic	3:10.21	United States	3:10.22
------	--------	---------	--------------------	---------	---------------	---------

Discontinued Events

MEN ONLY**60 Metres**

1900	Alvin Kraenzlein	USA	7.0	Walter Tewksbury	USA	7.0	Stanley Rowley	AUS	7.1
1904	Archie Hahn	USA	7.0	William Hogenson	USA	7.2	Fay Moulton	USA	7.2

3000 Metres Team Race

1912	United States	9	Sweden	13	Great Britain & Ireland	23
1920	United States	10	Great Britain & Ireland	20	Sweden	24
1924	Finland	8	Great Britain & NI	14	United States	25

Three Miles Team Race

1908	Great Britain & Ireland	6	United States	19	France	32
------	-------------------------	---	---------------	----	--------	----

5000 Metres Team Race

1900	Great Britain & Ireland	26	France	29	-
------	-------------------------	----	--------	----	---

Four Miles Team Race

1904	United States	27	United States	28	-
------	---------------	----	---------------	----	---

Five Miles

1906	Henry Hawtrey	GBR	26:11.8	John Svanberg	SWE	26:19.4	Edward Dahl	SWE	26:26.2
1908	Emil Voigt	GBR	25:11.2	Edward Owen	GBR	25:24.0	John Svanberg	SWE	25:37.2

Cross Country

1912 _{12Km}	Hannes Kolehmainen	FIN	45:11.6	Hjalmar Andersson	SWE	45:44.8	John Eke	SWE	46:37.6
1920 _{8Km}	Paavo Nurmi	FIN	27:15.0	Eric Backman	SWE	27:17.6	Heikki Liimatainen	FIN	27:37.4
1924 _{10.7Km}	Paavo Nurmi	FIN	32:54.8	Ville Ritola	FIN	34:19.4	Earle Johnson	USA	35:21.0

Cross Country Team Race

1912	Sweden	10	Finland	11	Great Britain & Ireland	49
1920	Finland	10	Great Britain & Ireland	21	Sweden	23
1924	Finland	11	United States	14	France	20

YEAR	GOLD			SILVER			BRONZE		
2500 Metres Steeplechase									
1900	George Orton	CAN	7:34.4	Sidney Robinson	GBR	7:35.8	Jacques Chastanié	FRA	7:42.0
2590 Metres Steeplechase									
1904	James Lightbody	USA	7:39.6	John Daly	GBR	8:01.6	Arthur Newton	USA	8:07.0
3200 Metres Steeplechase									
1908	Arthur Russell	GBR	10:47.8	Archie Robertson	GBR	10:48.4	John Eisele	USA	11:00.8
4000 Metres Steeplechase									
1900	John Rimmer	GBR	12:58.4	Charles Bennett	GBR	12:58.6	Sidney Robinson	GBR	12:58.8
200 Metres Hurdles									
1900	Alvin Kraenzlein	USA	25.4	Norman Pritchard	GBR ^[1]	26.0	Walter Tewksbury	USA	26.1
1904	Harry Hillman	USA	24.6	Frank Castleman	USA	24.9	George Poage	USA	25.2
<p><i>1 The country for which Pritchard competed is debatable. There is a good case for him to be listed as Indian and indeed several Olympic historians prefer this option. For the purposes of this book, the editor is swayed by the research of the late Ian Buchanan published in the Journal of Olympic History (Volume 8, number 1, January 2000). Buchanan notes that Calcutta-born Pritchard was selected to represent Great Britain after competing at the 1900 AAA Championships (in London) and was shown as being affiliated to both England and "British India" (Indes Anglais) in the 1900 Olympic Games programme. He concludes that "Pritchard was a British colonial, resident in India". Further evidence is welcomed</i></p>									
Standing High Jump									
1900	Ray Ewry	USA	1.655	Irving Baxter	USA	1.525	Lewis Sheldon	USA	1.50
1904	Ray Ewry	USA	1.60	Joseph Stadler	USA	1.45	Lawson Robertson	USA	1.45
1906	Ray Ewry	USA	1.56	Martin Sheridan	USA	1.40			
				Léon Dupont	BEL	1.40			
				Lawson Robertson	USA	1.40			
1908	Ray Ewry	USA	1.575	Kostas Tsiklitis	GRE	1.55			
				John Biller	USA	1.55			
1912	Platt Adams	USA	1.63	Ben Adams	USA	1.60	Kostas Tsiklitis	GRE	1.55
Standing Long Jump									
1900	Ray Ewry	USA	3.21	Irving Baxter	USA	3.135	Emile Torcheboeuf	FRA	3.03
1904	Ray Ewry	USA	3.47	Charles King	USA	3.28	John Biller	USA	3.25
1906	Ray Ewry	USA	3.30	Martin Sheridan	USA	3.095	Lawson Robertson	USA	3.05
1908	Ray Ewry	USA	3.335	Kostas Tsiklitis	GRE	3.235	Martin Sheridan	USA	3.225
1912	Kostas Tsiklitis	GRE	3.37	Platt Adams	USA	3.36	Ben Adams	USA	3.28
Standing Triple Jump									
1900	Ray Ewry	USA	10.58	Irving Baxter	USA	9.95	Robert Garrett	USA	9.50
1904	Ray Ewry	USA	10.55	Charles King	USA	10.16	Joseph Stadler	USA	9.60
Shot Put, both arms									
1912	Ralph Rose	USA	27.70	Patrick McDonald	USA	27.53	Elmer Niklander	FIN	27.14
Discus Throw, Greek Style									
1906	Verner Järvinen	FIN	35.17	Nicolaos Georgantas	GRE	32.80	István Mudin	HUN	31.91
1908	Martin Sheridan	USA	38.00	Bill Horr	USA	37.32	Verner Järvinen	FIN	36.48
Discus Throw, both arms									
1912	Armas Taipale	FIN	82.86	Elmer Niklander	FIN	77.96	Emil Magnusson	SWE	77.37
Javelin Throw, Freestyle									
1906	Eric Lemming	SWE	53.90	Knut Lindberg	SWE	45.17	Bruno Söderström	SWE	44.92
1908	Eric Lemming	SWE	54.44	Michel Dorizas	GRE	51.36	Arne Halse	NOR	49.73
Javelin Throw, both arms									
1912	Juho Saaristo	FIN	109.42	Väinö Siikaniemi	FIN	101.13	Urho Peltonen	FIN	100.24
56 Pound Weight Throw									
1904	Étienne Desmarteau	CAN	10.465	John Flanagan	USA	10.16	James Mitchel	USA	10.135
1920	Pat McDonald	USA	11.265	Pat Ryan	USA	10.965	Carl-Johan Lind	SWE	10.25
Stone Throw									
1906	Nicolaos Yeorgantas	GRE	19.925	Martin Sheridan	USA	19.035	Michel Dorizas	GRE	18.585

YEAR	GOLD		SILVER		BRONZE	
Pentathlon						
1906	Hjalmar Mellander	SWE 24	István Mudin	HUN 25	Eric Lemming	SWE 29
1912 ^[1]	Jim Thorpe	USA 7				
	Ferdinand Bie	NOR 21	James Donahue	USA 29	Franke Lukeman	CAN 29
1920	Eero Lehtonen	FIN 14	Everett Bradley	USA 24	Hugo Lahtinen	FIN 26
1924	Eero Lehtonen	FIN 14	Elemér Somfay	HUN 16	Robert LeGendre	USA 18
<i>1 Thorpe originally finished outright first but was later disqualified for a breach of amateur rules. He was reinstated in 1982 by the IOC, but only as joint first</i>						
All-Around						
<i>Consisted of 100yd, 1 mile, 120yd hurdles, 880yd walk, high jump, long jump, pole vault, shot put, hammer and 56lb weight</i>						
1904	Thomas Kiely	GBR 6036	Adam Gunn	USA 5907	Truxton Hare	USA 5813
1500 Metres Walk						
1906	George Bonhag	USA 7:12.6	Donald Linden	CAN 7:19.8	Konstantinos Spetsiotis	GRE 7:22.0
3000 Metres Walk						
1906	György Sztantics	HUN 15:13.2	Hermann Müller	GER 15:20.0	Yorgos Saridakis	GRE 15:33.0
1920	Ugo Frigerio	ITA 13:14.2	George Parker	AUS 13:19.6	Richard Remer	USA 13:22.2
3500 Metres Walk						
1908	George Larnar	GBR 14:55.0	Ernest Webb	GBR 15:07.4	Harry Kerr	NZL 15:43.4
10 Kilometres Walk						
1912	George Goulding	CAN 46:28.4	Ernest Webb	GBR 46:50.4	Fernando Altimani	ITA 47:37.6
1920	Ugo Frigerio	ITA 48:06.2	Joseph Pearman	USA 49:40.2	Charles Gunn	GBR 49:43.9
1912	Ugo Frigerio	ITA 47:49.0	Gordon Goodwin	GBR 48:37.9	Cecil McMaster	RSA 49:08.0
1948	John Mikaelsson	SWE 45:13.2	Ingemar Johansson	SWE 45:43.8	Fritz Schwab	SUI 46:00.2
1952	John Mikaelsson	SWE 45:02.85	Fritz Schwab	SUI 45:41.03	Bruno Junk	URS 45:41.05
10 Miles Walk						
1908	George Larnar	GBR 1:15:57.4	Ernest Webb	GBR 1:17:31.0	Edward Spencer	GBR 1:21:20.2
Medley Relay						
1908	USA	3:29.4	Germany	3:32.4	Hungary	3:32.5

Olympic Champions disqualified because of doping violations (as at May 31, 2022)

1988 Men's 100 Metres	Ben Johnson	CAN	9.79	
2000 Men's 4x400 Metres Relay	United States (Antonio Pettigrew & Jerome Young)		2:56.35	
2000 Women's 100 Metres	Marion Jones	USA	10.75	
2000 Women's 200 Metres	Marion Jones	USA	21.84	
2004 Men's Shot Put	Yuriy Belonog	UKR	21.16	
2004 Men's Discus Throw	Robert Fazekas	HUN	70.93	
2004 Men's Hammer Throw	Adrián Annus	HUN	83.19	
2004 Women's Shot Put	Irina Korzhanenko	RUS	21.06	
2004 Women's 4x400m Relay	Crystal Cox only	USA	3:23.79	(1h2, 51.82 split)
2008 Men's 1500 Metres	Rashid Ramzi	BRN	3:32.94	
2008 Men's 4x100m Relay	Jamaica (Nesta Carter)		37.10	
2008 Women's Hammer Throw	Oksana Menkova	BLR	76.34	
2008 Women's 4x100 Metres Relay	Russia (Yuliya Chermoshanskaya)		42.31	
2012 Men's 50 Kilometres Walk	Sergey Kiryapkin	RUS	3:35:59	
2012 Men's High Jump	Ivan Ukhov	RUS	2.38	
2012 Women's 800 Metres	Mariya Savinova	RUS	1:56.19	
2012 Women's 3000m Steeplechase	Yuliya Zarudneva/Zaripova	RUS	9:06.72	
2012 Women's Shot Put	Nadezhda Ostapchuk	BLR	21.36	
2012 Women's Hammer Throw	Tatyana Lysenko/Beloborodova	RUS	78.18	
2012 Women's 20 Kilometres Walk	Yelena Lashmanova	RUS	1:25:02	



Olympic Games Placing Tables

Here, points are awarded for the first eight placings in each event, with eight for first place down to one for 8th. For ties, points are divided between the countries involved, so that for instance equal second place by two athletes is worth 6.5 points for each country. Points are only awarded for athletes who finished in the final. None are given to those who did not finish or were disqualified. As we go to press, the International Olympic Committee have not said if has issued upgraded medals for all athletes placing in the top three following doping disqualifications. We know that a revised placing may not necessarily be accompanied with a re-issued medal, as is the case with the winner of the 2000 Olympic 100m final, Katerina Thánou (see note on page 494). These tables should therefore be regarded as showing placings rather than medals.

The editor understands that besides Thánou, Eşref Apak TUR and Vadim Devyatovski BLR (originally third and fourth in the 2004 men's hammer throw) and Nadezhda Ostapchuk BLR (originally fourth in the 2004 women's shot put) have also not been issued with upgraded medals. The consequences of these anomalies are that Greece have nine first places, but only eight golds (and one more silver than their 13 second places because Thánou was left with her original silver). Turkey has one second place and no third, but no silver and one bronze. Belarus have eight third places, but only six actual bronzes.

The two newest disqualifications from the top eight in Olympic athletics have been the 2012 women's 20km walk winner Yelena Lashmanova (RUS), and the 2021 men's 4x100m silver medallists, Great Britain (Chijindu "CJ" Ujah). The resulting placing upgrades are shown here, but we again wait (as at May 31, 2022) for the IOC to decide and announce if and how they will reallocate the affected medals. The medallists are shown on pages 483 with doping disqualifications detailed from page 509.

OVERALL PLACINGS

COUNTRY	1st	2nd	3rd	4th	5th	6th	7th	8th	Top3s	POINTS
USA [1, 4]	351+2=	268.8+7=	212+5=	188+6=	152+5=	131+7=	94+4=	95+8=	845.8	8338.6
GER [2, 8]	73	97	97	109+3=	107+3=	92+4=	81+4=	60+2=	267	3353.2
GBR [3, 4]	58.8	86+4=	73	73+2=	83	65+3=	47+4=	59+3=	221.8	2600.3
URS EUN [5]	71	64+2=	75+2=	67	51	37+2=	34+2=	45	214	2260.5
FIN	49	36	30+1=	40	24+2=	33+2=	26+1=	23	116	1310
SWE	23	26	42+3=	40+4=	40+1=	35+5=	38+4=	38+1=	94	1248.5
FRA	15	26.2+1=	28+2=	39+1=	35+4=	27+1=	43+3=	38+1=	72.2	1050.4
KEN	34	41	31	23	21	16	17	7	106	1033
AUS	21.2	27	30+1=	21	26+3=	41+2=	27+1=	23	79.2	968.6
JAM	26	34+2=	24	26+1=	23	22	24	11	86	954.5
POL	29	18+2=	16+1=	18+1=	29	43+1=	37+1=	23	66	910.5
CAN	17	18+1=	30+1=	31+2=	29	25+4=	14	18+1=	67	860.7
ITA	23+1=	15	26	26+1=	24	26+1=	30+1=	23	65	846.0
RUS ANA [6]	20	22	19	16+1=	17+1=	18	9	18	61	673.5
ETH	23	12	23	22	9	14	5	7	58	611
HUN	11	14+1=	19	18+1=	22+1=	11+3=	24	18	45	592.6
CUB	11	14	20	18	14	17	7+1=	15+2=	45	534.0
CHN	11	12	16	12	18	9	10	14+1=	39	461.2
GRE	10	12+1=	11+3=	10+1=	14+2=	13+2=	10+2=	8+1=	37	442.2
JPN	7	10	10	16	17	19+3=	15+3=	12	27	439.8
ROU	11	14	9+1=	6	7+1=	14	13	14	35	389
RSA	9	13	6	10	9	14	6	6+2=	28	346
NED	8	7	9	5	18+1=	13	10	11	24	337
NOR	9	6	8	11+1=	15+1=	2+1=	10	16+2=	23	328.2
ESP	3	5	8	11+1=	16	14+1=	15	10	16	314
TCH	11	8	5	9	8	11+1=	8+1=	10+1=	24	312.0
NZL [7]	10	3	13	6	5	5	9	4	26	266
BUL	5	8	6	8	6+1=	12	6	13	19	260.5
UKR	2	3	13	12+1=	10+1=	4+1=	7	8+1=	18	258.3
BRA	5	3	11	10	10	7	6	8	19	258
BEL	6	5+1=	3	10	6	8	11	4+1=	15	231.2
BLR	3	5	9	6	8	5	7	7+1=	17	211.2
MAR	7	5	8	3	2	3	5	5	20	186
BAH	7	2	5	6	2	9	8+1=	3	14	185
CZE	5	3	8	4+1=	3	4+1=	10+1=	4	16	184.5
NGR	2	5	7	4	7	4	12	4	14	181
TTO	3	4	8	4	1	10	7	7	15	175
MEX	3	6	2	3	6	7	6	5	11	155
SUI	-	6	2	3	10	10	5+1=	2	8	152.5
POR	5	3	4	3	4	7	2	5	12	146
AUT	1	2	5	2	7	9+2=	5	4+1=	8	132.3
DEN	-	4	3	5	5	4	3	5+2=	7	114.7
IRL	4	2	1	6	-	3	2	5	7	100
ALG	4	3	2	-	3	1	4	2	9	90
YUG IOP [8]	-	2	-	2	6	7	7	4+1=	2	87.3
ARG	2	3	-	3	2	6	4	1	5	87
EST	2	1	3	1	3	5	1	6	6	81

COUNTRY	1st	2nd	3rd	4th	5th	6th	7th	8th	Top3s	POINTS
UGA	4	1	2	2	1	1	2	3	7	75
LTU	3	1	2	1	1+1=	1	1	2	6	62
LAT	-	4	1	1	1	1	5	2	5	58
SLO	1	2	1	2	2+1=	2	1	-	4	57
BRN	2	2	-	-	2	3	3	1	4	54
TUR	-	1	2	2	-	4	2	4	3	49
KAZ	2	1	2	1	-	1	1=	1	5	45.5
QAT	1=	1+1=	1	1	1	1	1	3	4	43.5
NAM	-	5	-	1	-	1	-	-	5	43
CRO	3	1	1	1	-	-	-	-	5	42
COL	1	3	1	-	1	-	1	1=	5	41.3
IND ^[9]	1	-	-	2	2	2	3	2	1	40
TUN	2	2	1	-	-	-	-	2	5	38
CIV	-	1	-	3	1	2+1=	1	1	1	37.5
DOM	2	3	-	-	-	-	-	-	5	37
BOT	-	1	1	1	2	1	2	3	2	36
KOR	1	1	-	3	-	-	-	2+1=	2	32.5
PAN	1	-	2	-	2	-	2	-	3	32
VEN	1	1	1	-	1	2	-	1=	3	31.2
GRN	1	1	1	1	-	-	2	-	3	30
ISL	-	1	1	-	3	1	1	-	2	30
SEN	-	1	-	2	2	1	-	1	1	29
BDI	1	1	-	1	2	-	-	-	2	28
ERI	-	-	1	1	2	1	2	2	1	28
ECU	1	1	-	2	-	-	1	-	2	27
MOZ	1	-	1	1	2	-	-	-	2	27
SVK	1	-	-	-	3	2	-	1	1	27
TAN	-	2	-	-	1	1	2	-	2	25
BAR	-	-	1	2	1	1	1	-	1	25
CHI	-	2	-	-	-	2	-	2	2	22
TPE	-	1	1	-	1	-	1	1	2	20
PUR	1	-	1	1	-	-	-	-	2	19
PHI	-	-	2	1	-	-	-	-	2	17
CMR	2	-	-	-	-	-	-	-	2	16
BWI	-	-	2	-	1	-	-	-	2	16
SRB	-	-	1	1	-	-	2	1	1	16
ISR	-	-	-	-	2	2	-	2	0	16
SUD	-	1	-	-	1	-	1	2	1	15
GHA	-	-	-	1	-	2	2	-	0	15
SRI	-	2	-	-	-	-	-	-	2	14
LUX	1	-	-	-	-	1	1	-	1	13
DJI	-	-	1	1	-	-	-	1	1	12
ZIM	-	-	-	2	-	-	1	-	0	12
BER	-	-	-	-	2	1	-	-	0	11
SYR	1	-	-	-	-	-	1=	-	1	9
HAI	-	1	-	-	-	-	1	-	1	9
TJK	1	-	-	-	-	-	-	-	1	8
SKN	-	-	-	-	-	2	1	-	0	8
GUA	-	1	-	-	-	-	-	-	1	7
IRI	-	1	-	-	-	-	-	-	1	7
KSA	-	1	-	-	-	-	-	-	1	7
ZAM	-	1	-	-	-	-	-	-	1	7
UZB	-	-	-	-	-	1+1=	-	1	0	6.5
BUR	-	-	1	-	-	-	-	-	1	6
MDA	-	-	-	-	1	-	1	-	0	6
AHO	-	-	-	1	-	-	-	-	0	5
CGO	-	-	-	1	-	-	-	-	0	5
IVB	-	-	-	1	-	-	-	-	0	5
ARM	-	-	-	-	1	-	-	-	0	4
LBR	-	-	-	-	1	-	-	-	0	4
PAK	-	-	-	-	1	-	-	-	0	4
SLE	-	-	-	-	1	-	-	-	0	4
PRK	-	-	-	-	-	1	-	-	0	4
CYP	-	-	-	-	-	-	1+1=	1	0	4
BIH	-	-	-	-	-	1	-	-	0	3
LCA	-	-	-	-	-	1	-	-	0	3
MRI	-	-	-	-	-	1	-	-	0	3
SCG	-	-	-	-	-	1	-	-	0	3
SOM	-	-	-	-	-	1	-	-	0	3

COUNTRY	1st	2nd	3rd	4th	5th	6th	7th	8th	Top3s	POINTS
URU	-	-	-	-	-	1	-	-	0	3
GUY	-	-	-	-	-	-	1	-	0	2
CAY	-	-	-	-	-	-	-	1	0	1
EGY	-	-	-	-	-	-	-	1	0	1
MAD	-	-	-	-	-	-	-	1	0	1
OMA	-	-	-	-	-	-	-	1	0	1
RWA	-	-	-	-	-	-	-	1	0	1
Totals	1046+4=	1033+23=	1022+20=	1007+28=	979+29=	939+49=	827+38=	775+35=	3148	36,567

Notes

- Incorporating two 1st for Jim Thorpe (who was originally disqualified after winning the 1912 Pentathlon and Decathlon)
- Incorporating placings by Germany, the FRG (1952-1988) and the GDR (1956-1988)
- In the years 1896-1920, Irish athletes competed with Great Britain. For the purpose of the tables, placings are combined with those from Great Britain & Northern Ireland (GBR). From 1924, Ireland (IRL) competed independently. Incorporating silvers in 1900 200m flat & hurdles by Indian-born Norman Pritchard, who represented "British India" according to the documentation of the time (see note on page 484)
- Australia, Great Britain & Ireland, France and the USA appear with fractions in the "1st" and "2nd" columns. This is because teams of mixed nationalities won medals in the 1900 5000m Team Race (GBR/AUS) and the 1904 Four Miles Team Race (USA/FRA)
- Athletes from the former USSR competed as the Équipe Unifiée or Unified Team (EUN) in 1992
- While Russia were suspended from World Athletics, some individuals from that country competed as Authorised Neutrals Athletes (ANA) in 2021
- Incorporating Australasian 3rd in 1908 3500m walk
- Incorporating Yugoslavian placings in 1924-2000. In 1992, Yugoslav athletes competed as Independent Olympic Participants (IOP)
- If Norman Pritchard is considered to be representing India (see note on page 484) then totals should be:

GBR	58.8	84+4=	73	73+2=	83	65+3=	47+4=	59+3=	221.8	2600.3
IND	1	2	-	2	2	1	3	2	2	51

MEN	1st	2nd	3rd	4th	5th	6th	7th	8th	Top3s	Points
USA [1, 4]	288+2=	221.8+7=	176+4=	152+6=	123+4=	101+6=	64+2=	62+6=	698.8	6796.2
GBR [2, 8]	48.8	64+2=	47	52+2=	63	42+1=	28+2=	36+1=	161.8	1874.6
GER [3, 4]	30	49	54	60+2=	60	50+2=	39+3=	33+2=	133	1724.7
FIN	48	34	30+1=	36	24+1=	31+2=	21+1=	20	113	1246
URS EUN [5]	37	36+1=	40+2=	34	26	21+2=	24+1=	30	116	1226.5
SWE	21	26	39+2=	38+4=	38+1=	31+4=	34+3=	37+1=	88	1166.5
FRA	9	24.2+1=	23+1=	28+1=	27+4=	22	33+3=	29+1=	58.2	820.4
KEN	27	27	23	14	16	11	16	4	77	746
ITA	19+1=	8	22	19+1=	17	19+1=	25	20	50	642.5
CAN	15	13+1=	21+1=	21+1=	19	17+3=	10	10	51	619.5
POL	18	9+1=	7+1=	11+1=	14	28+1=	24+1=	15	36	525.0
HUN	8	13+1=	16	14+1=	19+1=	9+3=	19	12	38	489.6
AUS	8.2	14	16+1=	10	15+2=	23	12+1=	13	39.2	489.1
JAM	14	16	7	12	9	9	13	3	37	418
JPN	5	8	9	11	11	19+3=	8+3=	7	22	335.8
GRE	5	7+1=	10+3=	8+1=	12+2=	13+2=	7+2=	5	26	334
ETH	13	7	12	11	3	10	3	4	32	332
CUB	6	9	10	11	5	9	4	6+1=	25	287.3
NOR	8	3	7	10+1=	13+1=	2+1=	8	15+2=	18	275.2
RSA	6	8	5	9	7	11	6	5+1=	19	257.5
ESP	2	5	5	10	13	11	12	7	12	247
BRA	4	3	10	9	10	6	4	8	17	232
TCH	8	6	3	5	6	6+1=	5+1=	7	17	209.5
RUS	4	5	9	2+1=	5	8	4	4	18	191.5
BEL	2	5+1=	3	8	5	6	9	4+1=	11	175.2
NZL	7	2	9	4	3	2	5	3	18	175
MAR	6	4	6	3	2	3	5	4	16	158
TTO	3	4	8	4	-	7	5	7	15	158
CHN	3	3	4	7	4	3	3	5	10	140
SUI	-	6	2	2	8	7	4+1=	1	8	127.5
MEX	3	4	2	3	3	7	5	5	9	127
NED	-	3	5	-	8	5	6	5	8	115
BLR	-	4	5	4	3	2	3	5	9	107
CZE	3	3	4	1=	2	3	6+1=	3	10	106.5
DEN	-	3	2	5	3	4	3	4+2=	5	92.7
UKR	-	-	4	6+1=	4	3	3	2+1=	4	91.8
IRL	4	1	1	5	-	2	1	3	6	81
POR	3	2	2	2	3	1	-	3	7	78
EST	2	1	3	1	3	4	1	5	6	77
NGR	1	1	3	1	4	3	6	2	5	77
BAH	2	1	4	2	1	2	3+1=	1	7	75
ARG	2	2	-	3	2	5	3	-	4	74
ALG	2	3	2	-	2	-	4	2	7	67
UGA	3	1	2	2	1	1	1	3	6	65
YUG	-	2	-	1	3	6	3	3+1=	2	58.3
ROU	-	1	1	2	4	2	2	3	2	52

COUNTRY	1st	2nd	3rd	4th	5th	6th	7th	8th	Top3s	POINTS
LAT	-	4	1	-	1	1	3	-	5	47
QAT	1=	1+1=	1	1	1	1	1	3	4	43.5
LTU	3	-	1	1	1	1	-	1	4	43
BUL	1	-	1	-	-	5	4	6	2	43
AUT	-	-	1	1	3	4+2=	2	2	1	42.1
TUR	-	1	2	1	-	2	1	2	3	34
NAM	-	4	-	1	-	-	-	-	4	33
KOR	1	1	-	3	-	-	-	2	2	32
TUN	1	2	1	-	-	-	-	2	4	30
GRN	1	1	1	1	-	-	2	-	3	30
PAN	1	-	2	-	2	-	1	-	3	30
SEN	-	1	-	2	2	1	-	1	1	29
BOT	-	1	1	-	2	-	2	3	2	28
ERI	-	-	1	1	2	1	2	2	1	28
ECU	1	1	-	2	-	-	1	-	2	27
SLO	1	1	-	-	2	1	-	-	2	26
TAN	-	2	-	-	1	1	2	-	2	25
BAR	-	-	1	2	1	1	1	-	1	25
DOM	2	1	-	-	-	-	-	-	3	23
IND	1	-	-	1	1	-	1	2	1	21
SVK	1	-	-	-	2	1	-	1	1	20
ISL	-	1	-	-	2	1	-	-	1	18
PHI	-	-	2	1	-	-	-	-	2	17
BWI	-	-	2	-	1	-	-	-	2	16
VEN	-	-	1	-	1	2	-	-	1	16
CHI	-	1	-	-	-	2	-	1	1	14
BRN	-	-	-	-	1	2	2	-	0	14
CIV	-	1	-	-	-	1+1=	-	1	1	13.5
COL	-	1	-	-	1	-	1	1=	1	13.3
BDI	1	-	-	1	-	-	-	-	1	13
TPE	-	1	-	-	1	-	-	1	1	12
DJI	-	-	1	1	-	-	-	1	1	12
KAZ	-	-	1	1	-	-	-	1	1	12
ZIM	-	-	-	2	-	-	1	-	0	12
LUX	1	-	-	-	-	1	-	-	1	11
SUD	-	1	-	-	-	-	1	2	1	11
PUR	-	-	1	1	-	-	-	-	1	11
BER	-	-	-	-	2	1	-	-	0	11
GHA	-	-	-	1	-	1	1	-	0	10
HAI	-	1	-	-	-	-	1	-	1	9
TJK	1	-	-	-	-	-	-	-	1	8
SKN	-	-	-	-	-	2	1	-	0	8
GUA	-	1	-	-	-	-	-	-	1	7
IRI	-	1	-	-	-	-	-	-	1	7
KSA	-	1	-	-	-	-	-	-	1	7
SRI	-	1	-	-	-	-	-	-	1	7
ZAM	-	1	-	-	-	-	-	-	1	7
BUR	-	-	1	-	-	-	-	-	1	6
ISR	-	-	-	-	1	-	-	2	0	6
AHO	-	-	-	1	-	-	-	-	0	5
CGO	-	-	-	1	-	-	-	-	0	5
IVB	-	-	-	1	-	-	-	-	0	5
ARM	-	-	-	-	1	-	-	-	0	4
LBR	-	-	-	-	1	-	-	-	0	4
PAK	-	-	-	-	1	-	-	-	0	4
SRB	-	-	-	-	-	-	2	-	0	4
CYP	-	-	-	-	-	-	1+1=	1	0	4
BIH	-	-	-	-	-	1	-	-	0	3
MRI	-	-	-	-	-	1	-	-	0	3
SOM	-	-	-	-	-	1	-	-	0	3
URU	-	-	-	-	-	1	-	-	0	3
GUY	-	-	-	-	-	-	1	-	0	2
MDA	-	-	-	-	-	-	1	-	0	2
EGY	-	-	-	-	-	-	-	1	0	1
MAD	-	-	-	-	-	-	-	1	0	1
OMA	-	-	-	-	-	-	-	1	0	1
RWA	-	-	-	-	-	-	-	1	0	1
UZB	-	-	-	-	-	-	-	1	0	1
SYR	-	-	-	-	-	-	1=	-	0	1
Totals	715+4=	705+17=	696+16=	680+24=	657+16=	624+35=	540+28=	507+21=	2153	24,790

COUNTRY	1st	2nd	3rd	4th	5th	6th	7th	8th	Top3s	POINTS
Notes										
1-8 as for the overall table plus:										
9 If Norman Pritchard is considered to be representing India (see note on page 484) then totals should be:										
GBR	48.8	62+2=	47	52+2=	63	42+1=	28+2=	36+1=	161.8	1874.6
IND	1	2	-	1	1	-	1	2	2	35

WOMEN	1st	2nd	3rd	4th	5th	6th	7th	8th	Top3s	Points
GER [1]	43	48	43	49+1=	47+3=	42+2=	42+1=	27	134	1628.5
USA	63	47	35+1=	36	29+1=	30+1=	30+2=	33+2=	146	1536.4
URS EUN [2]	34	28+1=	35	33	25	16	10+1=	15	98	1034
GBR	10	22+2=	26	21	20	22+2=	19+2=	23+2=	60	722.7
JAM	12	18+2=	17	14+1=	14	13	10	8	49	534.5
RUS ANA [3]	16	17	10	14	12+1=	10	5	14	43	482
AUS	13	13	14	11	11+1=	18+2=	15	10	40	479.5
POL	10	9+1=	9	7	15	15	13	8	29	377.5
ROU	11	13	8+1=	4	3+1=	12	11	11	33	337
CHN	8	9	12	5	14	6	7	9+1=	29	321.2
KEN	7	14	8	9	5	5	1	3	29	287
ETH	10	5	11	11	6	4	2	3	26	279
CUB	5	5	10	7	9	8	3+1=	9+1=	20	246.7
CAN	2	5	9	10+1=	10	8+1=	4	8+1=	16	241.2
FRA	6	2	5+1=	11	8	5+1=	10	9	14	230
BUL	4	8	5	8	6+1=	7	2	7	17	217.5
NED	8	4	4	4	10+1=	8	4	6	16	217
ITA	4	7	4	7	7	7	5+1=	3	15	203.5
UKR	2	3	9	6	6+1=	1+1=	4	6	14	166.5
BAH	5	1	1	4	1	7	5	2	7	110
GRE	5	5	1	2	2	-	3	3+1=	11	108.2
BLR	3	1	4	2	5	3	4	2+1=	8	104.2
JPN	2	2	1	5	6	-	7	5	5	104
NGR	1	4	4	3	3	1	6	2	9	104
HUN	3	1	3	4	3	2	5	6	7	103
TCH	3	2	2	4	2	5	3	3+1=	7	102.5
NZL	3	1	4	2	2	3	4	1	8	91
AUT	1	2	4	1	4	5	3	2+1=	7	90.2
RSA	3	5	1	1	2	3	-	1+1=	9	88.5
SWE	2	-	3+1=	2	2	4+1=	4+1=	1	6	82
CZE	2	-	4	4	1	1+1=	4	1	6	78
POR	2	1	2	1	1	6	2	2	5	68
ESP	1	-	3	1+1=	3	3+1=	3	3	4	67
FIN	1	2	-	4	1=	2	5	3	3	64
NOR	1	3	1	1	2	-	2	1	5	53
BEL	4	-	-	2	-	2	2	-	4	52
CRO	3	1	1	1	-	-	-	-	5	42
BRN	2	2	-	-	1	1	1	1	4	40
KAZ	2	1	1	-	-	1	1=	-	4	33.5
SLO	-	1	1	2	1=	1	1	-	2	31
YUG	-	-	-	1	3	1	4	1	0	29
COL	1	2	1	-	-	-	-	-	4	28
MAR	1	1	2	-	-	-	-	1	4	28
MEX	-	2	-	-	3	-	1	-	2	28
MOZ	1	-	1	1	2	-	-	-	2	27
BRA	1	-	1	1	-	1	2	-	2	26
SUI	-	-	-	1	2	3	1	1	0	25
CIV	-	-	-	3	1	1	1	-	0	24
ALG	2	-	-	-	1	1	-	-	2	23
DEN	-	1	1	-	2	-	-	1	2	22
LTU	-	1	1	-	1=	-	1	1	2	19
IND	-	-	-	1	1	2	2	-	0	19
IRL	-	1	-	1	-	1	1	1	1	18
TTO	-	-	-	-	1	3	2	-	0	17
CMR	2	-	-	-	-	-	-	-	2	16
VEN	1	1	-	-	-	-	-	1=	2	15.2
BDI	-	1	-	-	2	-	-	-	1	15
TUR	-	-	-	1	-	2	1	2	0	15
ARG	-	1	-	-	-	1	1	1	1	13
SRB	-	-	1	1	-	-	-	1	1	12
ISL	-	-	1	-	1	-	1	-	1	12
LAT	-	-	-	1	-	-	2	2	0	11
UGA	1	-	-	-	-	-	1	-	1	10

COUNTRY	1st	2nd	3rd	4th	5th	6th	7th	8th	Top3s	POINTS
NAM	-	1	-	-	-	1	-	-	1	10
ISR	-	-	-	-	1	2	-	-	0	10
PUR	1	-	-	-	-	-	-	-	1	8
SYR	1	-	-	-	-	-	-	-	1	8
TUN	1	-	-	-	-	-	-	-	1	8
CHI	-	1	-	-	-	-	-	1	1	8
TPE	-	-	1	-	-	-	1	-	1	8
BOT	-	-	-	1	-	1	-	-	0	8
DOM	-	1	-	-	-	-	-	-	1	7
SRI	-	1	-	-	-	-	-	-	1	7
SVK	-	-	-	-	1	1	-	-	0	7
UZB	-	-	-	-	-	1+1=	-	-	0	5.5
GHA	-	-	-	-	-	1	1	-	0	5
MDA	-	-	-	-	1	-	-	-	0	4
SLE	-	-	-	-	1	-	-	-	0	4
SUD	-	-	-	-	1	-	-	-	0	4
EST	-	-	-	-	-	1	-	1	0	4
PRK	-	-	-	-	-	1	-	1	0	4
LCA	-	-	-	-	-	1	-	-	0	3
SCG	-	-	-	-	-	1	-	-	0	3
LUX	-	-	-	-	-	-	1	-	0	2
PAN	-	-	-	-	-	-	1	-	0	2
CAY	-	-	-	-	-	-	-	1	0	1
KOR	-	-	-	-	-	-	-	1=	0	0.5
Totals	330	327+6=	325+4=	326+4=	321+13=	314+14=	286+10=	267+14=	992	11,741


1 Incorporating placings by Germany, the FRG (1952-1988) and the GDR (1956-1988)

2 Athletes from the former USSR competed as the *Équipe Unifiée* or *Unified Team (EUN)* in 1992

3 While Russia were suspended from World Athletics, some individuals from that country competed as *Authorised Neutral Athletes (ANA)* in 2021

UNIVERSAL (the 2021 Mixed 4 x 400m Relay)

POL	1	-	-	-	-	-	-	-	1	8
DOM	-	1	-	-	-	-	-	-	1	7
USA	-	-	1	-	-	-	-	-	1	6
NED	-	-	-	1	-	-	-	-	0	5
BEL	-	-	-	-	1	-	-	-	0	4
GBR	-	-	-	-	-	1	-	-	0	3
JAM	-	-	-	-	-	-	1	-	0	2
IRL	-	-	-	-	-	-	-	1	0	1
Totals	1	1	1	1	1	1	1	1	3	36



**WORLD ATHLETICS
CHAMPIONSHIPS
OREGON 22**

DOPING VIOLATIONS IN OLYMPIC ATHLETICS

This list shows all Olympic athletes who have had their Olympic performances annulled by World Athletics (or IOC) due to doping violations, committed either at or before the Games, admissions included. Shown in bold are cases arising since this list was last published, in the 2021 World Athletics Statistics Handbook for Tokyo 2020. Cases up to May 31, 2022 are shown

○ = Decision not finally confirmed as at May 31, 2022

YEAR	NAME	COUNTRY	EVENT	PLACE	MARK	PRELIMINARIES
1896-1972 & 1980						
None						
Montreal 1976 (1 violator)						
Women (1)	Danuta Rosani	POL	DT	dns/final	-	11q/57.78
Los Angeles 1984 (4)						
Men (3)	Martti Vainio	FIN	5000m	dns/final	-	8s2/13:30.48
	Vainio		10,000m	silver	27:51.10	6h3/28:19.25
	Vésteinn Hafsteinsson	ISL	DT	7qB	59.58	
	Gian Paolo Urlando	ITA	HT	4	75.96	4qA/72.42
Women (1)	Anna Verouli	GRE	JT	7qB	58.62	
Seoul 1988 (1)						
Men (1)	Ben Johnson	CAN	100m	gold	9.79	1h8/10.37, 3q1/10.17, 1s2/10.03
Barcelona 1992 (4)						
Men (1)	Jud Logan	USA	HT	4	79.00	1qA/78.40
Women (3)	Madina Biktagirova	BLR/RUS	EUN	Marathon	4	2:35:39
	Nijolė Medvedeva	LTU	LJ	4	6.76	5qB/6.71
	Bonnie Dasse	USA	SP	8qB	16.68	
Atlanta 1996 (7)						
Men (2)	Dean Capobianco	AUS	200m	7q2	21.03	4h8/20.76
	Daniel Plaza	ESP	20km Walk	11	1:22:05	
Women (5)	Iva Prandzheva	BUL	LJ	7	6.82	1qB/6.62
	Prandzheva		TJ	4	14.92	1qA/14.61
	Antonella Bevilacqua	ITA	HJ	4	1.99	=1qA/1.93
	Nataliya Shekhodanova	RUS	100mH	7	12.80	6h1/13.24, 2q3/12.68, 3s1/12.67
	Sandra Farmer-Patrick	USA	400mH	5s2	54.73	2h1/55.55
	Mary Slaney	USA	5000m	7h2	15:41.30	
Sydney 2000 (4)						
Men (2)	Antonio Pettigrew	USA	400m	7	45.42	1h9/45.62, 2q2/45.35, 1s2/45.24
	Pettigrew	USA	4x400mR	gold	2:56.35	
	Jerome Young	USA	4x400mR	gold	-	1h3/3:03.52, 1s1/2:58.78
Women (2)	Svetlana Pospelova	RUS	400m	4h8	53.34	
	Marion Jones	USA	100m	gold	10.75	1h6/11.20, 1q2/10.83, 1s2/11.01
	Jones		200m	gold	21.84	1h1/22.75, 2q2/22.50, 1s1/22.40
	Jones		LJ	bronze	6.92	2qB/6.78
	Jones ^[1]		4x100mR	bronze	42.20	
	Jones ^[1]		4x400mR	gold	3:22.62	
<p>¹ The Court of Arbitration for Sport ruled in 2010 that "at the time of the Sydney Olympic Games there was no specific IOC or World Athletics Rule in force that clearly allowed the annulment of the relay team results if one team member was found to have committed a doping offence". This meant that only Jones was disqualified from the medal-winning relay teams and the collective team result in each race was allowed to stand.</p>						
<p>Eleven further entries were also withdrawn from Sydney 2000, after pre-Games testing or confirmation of earlier violations:</p>						
Men (6)	Liu Yunfeng CHN, Dieter Baumann GER, Gabor Dobos HUN, Simon Kemboi KEN, Aleksandr Bagach UKR, C. J. Hunter USA					
Women (5)	Iva Prandzheva BUL, Robyn Lyons CAN, Judit Szekeres HUN, Dupe Osime NGR, Mihaela Melinte ROU					

YEAR	NAME	COUNTRY	EVENT	PLACE	MARK	PRELIMINARIES
Athens 2004 (14)						
Men (7)	Aleksey Lesnichiy	BLR	HJ	nh/q	-	
	Ivan Tikhon ^[1]	BLR	HT	bronze>silver	79.81	1qB/80.78
	Adrián Annus	HUN	HT	gold	83.19	1qA/79.59
	Robert Fazekas	HUN	DT	gold	70.93	1qB/68.10
	Yuriy Belonog	UKR	SP	gold	21.16	3qA/20.61
	Anton Galkin	RUS	400m	4s2	45.34	1h3/45.43
	Duane Ross	USA	110mH	5s1	13.30	2h5/13.39, 4q1/13.50
Women (7)	Irina Yatchenko	BLR	DT	bronze	66.17	3qB/63.04
	Irina Korzhanenko	RUS	SP	gold	21.06	1qA/19.43
	Svetlana Krivelyova ^[1]	RUS	SP	4>bronze	19.49	3qB/18.57
	Zhanna Block	UKR	100m	6s2	11.23	2h6/11.25, 5q2/11.27
	Block	UKR	4x100mR	7h1	43.77	
	Crystal Cox ^[2]	USA	4x400mR	gold	-	1h2/3:23.79
	Marion Jones	USA	LJ	5	6.85w	3qA/6.70
	Jones	USA	4x100mR	dnf/final	-	1h1/41.67
Olga Shchukina	UZB	SP	19qB	14.44		

1 The IOC have confirmed that these athletes have been stripped of their medals, at www.olympic.org/athens-2004/athletics, but as at June 30, 2021 have yet to announce details of any re-allocations

2 Despite the disqualification of Cox, the IOC decided in June 2013 not to disqualify the US team which went on to win gold in the 4x400m final (in 3:19.01)

Beijing 2008 (35)

Men (10)	Pavel Lyzhyn	BLR	SP	5	20.98	2qB/20.36
	Andrei Mikhnevich	BLR	SP	bronze	21.05	2qB/20.48
	Rashid Ramzi	BRN	1500m	gold	3:32.94	1h4/3:32.89, 1s2/3:37.11
	Wilfredo Martinez	CUB	LJ	5	8.19	2qB/8.07
	Nesta Carter	JAM	4x100mR	gold	37.10	1h2/38.31
	Samuel Francis	QAT	100m	8s1	10.21	1h9/10.40, 4q3/10.11
	Francis		200m	dns/h8	-	
	Denis Alekseyev	RUS	400m	5h1	45.52	
	Alekseyev		4x400mR	bronze	2:58.06	2h1/3:00.14
	Aleksandr Pogorelov	RUS	Decathlon	4	8328	
	Ivan Yushkov	RUS	SP	11	19.67	5qB/20.02
	Denys Yurchenko	UKR	PV	bronze	5.70	2qA/5.65
	Women (25)	Oksana Menkova	BLR	HT	gold	76.34
Natalia Mikhnevich		BLR	SP	silver	20.28	3qA.19.11
Nadezhda Ostapchuk		BLR	SP	bronze	19.86	2qB/19.08
Daryia Pchel'nik		BLR	HT	4	73.65	5qA/71.30
Svetlana Usovich		BLR	800m	8s2	2:02.79	4h2/2:00.42
Usovich			4x400mR	4	3:21.85	3h2/3:22.78
Tezdzhan Naimova		BUL	100m	5h9	11.70	
Vanja Perišić		CRO	800m	6h3	2:06.82	
Yarelis Barrios		CUB	DT	silver	63.64	3qA/62.23
Alissa Kallinikou		CYP	400m	5h7	52.40	
Josephine Onyia		ESP	100mH	5s1	12.86	1h1/12.68
Hrisopiyí Devetzi		GRE	LJ	8qA	6.57	
Devetzi		TJ		bronze	15.23	1qB/14.92
Athanasía Tsoumeléka		GRE	20km Walk	9	1:27:54	
Mariya Abakumova		RUS	JT	silver	70.78	3qA/63.48
Inga Abitova		RUS	10,000m	6	30:37.33	
Yuliya Chermoshanskaya		RUS	200m	5s1	22.57	1q3/22.63, 4h2/22.98
Chermoshanskaya			4x100mR	gold	42.31	2h2/42.87
Tatyana Chernova		RUS	Heptathlon	4>bronze	6591	
Anna Chicherova		RUS	HJ	bronze	2.03	5qA/1.93
Tatyana Firova		RUS	400m	6	50.11	2h7/50.59, 3s1/50.31
Firova			4x400mR	silver	3:18.82	1h1/3:23.71
Anastasiya Kapachinskaya	RUS	400m	5	50.03	1h3/51.32, 2s2/50.30	
Kapachinskaya		4x400mR	silver	3:18.82		
By association with Kapachinskaya ^[1]	RUS	4x400mR	1h1	3:23.71		
Tatyana Lebedeva	RUS	LJ	silver	7.03	2qB/6.70	
Lebedeva	TJ		silver	15.32	2qB/14.55	
Yelena Slesarenko	RUS	HJ	4	2.01	9qB/1.93	
Yekaterina Volkova	RUS	3000mSC	bronze	9:07.64	3h3/9:23.06	
Elvan Abeylegesse	TUR	5000m	silver	15:42.74	5h2/14:58.79	
Abeylegesse	TUR	10,000m	silver	29:56.34		
Lyudmila Blonska	UKR	Heptathlon	silver	6700		
Blonska	UKR	LJ	3qA	6.76		
Vita Palamar	UKR	HJ	5	1.99	=3qA/1.93	

1 Team disqualified under World Athletics Anti-doping rule 11.1 because of the doping transgression of squad member Kapachinskaya, who ran only in the final (but then also disqualified because of Firova)

YEAR	NAME	COUNTRY	EVENT	PLACE	MARK	PRELIMINARIES
------	------	---------	-------	-------	------	---------------

Two further entries were also withdrawn from Beijing 2008, after pre-Games testing or confirmation of earlier violations:

Men (1) Anastasios Gousis GRE

Women (1) Fani Halkia GRE

London 2012 (90)

Men (28)	Anis Ananenka	BLR	800m	7h2	1:49.61	
	Pavel Kryvitski	BLR	HT	14qA	71.49	
	Andrei Mikhnevich	BLR	SP	8qB	19.89	
	Stanislau Tsivonchyk	BLR	PV	12qB	5.20	
	Hassan Hirt	FRA	5000m	11h1	13:35.36	
	Hussain Jamaan Al-Hamdah	KSA	5000m	20h1	14:00.43	
	Mohamed Othman Shahween	KSA	1500m	7s1	3:43.39	1h2/3:39.42
	Abderrahime Bouramdane	MAR	Marathon	dnf		
	Hamza Driouch	QAT	1500m	11s1	3:49.40	2h2/3:39.67
	Lyukman Adams	RUS	TJ	9	16.78	3qA/16.88
	Denis Alekseyev	RUS	4x400mR	5	3:00.09	3h2/3:02.01
	Sergey Bakulin	RUS	50km Walk	6	3:38:55	
	Valeriy Borchin	RUS	20km Walk	dnf		
	Maksim Dyldin	RUS	400m	5s2	45.39	3h1/45.52
	Dyldin		4x400mR	5	3:00.09	3h2/3:02.01
	Kirill Ikonnikov	RUS	HT	5	77.86	5qA/76.85
	Vladimir Kanaykin	RUS	20km Walk	dq		
	Sergey Kirdyapkin	RUS	50km Walk	gold	3:35:59	
	Andrey Krivov	RUS	20km Walk	37	1:24:17	
	Dmitriy Starodubtsev	RUS	PV	4	5.75	4qB/5.60
	Ivan Ukhov	RUS	HJ	gold	2.38	2qB/2.29
	Igor Yerokhin	RUS	50km Walk	5	3:37:54	
	Dilshod Nazarov	TJK	HT	10	73.80	6qA/75.91
	Oleksandr Drygol	UKR	HT	18qA	69.57	
	Nazar Kovalenko	UKR	20km Walk	27	1:22:54	
	Maksym Mazuryk	UKR	PV	10qA	5.35	
	Oleksandr Pyatnytsya	UKR	JT	silver	84.51	3qB/82.72
	Andriy Semenov	UKR	SP	nm/qB		
Tyson Gay	USA	100m	4	9.80	1q1/10.08, 2s3/9.90	
Gay		4x100mR	silver	37.04		
By association with Gay ^[1]		4x100mR	1h2	37.38		
Women (62)	Nastassia Mironchyk-Ivanova	BLR	LJ	7	6.72	4qA/6.66
	Natallia Kareiva	BLR	1500m	7	4:11.58	3h3/4:06.87, 6s2/4:02.37
	Alena Matoshka	BLR	HT	16qA	67.03	
	Oksana Menkova	BLR	HT	7	74.40	4qB/73.10
	Nadezhda Ostapchuk	BLR	SP	gold	21.36	1qA/20.76
	Wang Jiali	CHN	Marathon	58	2:35:46	
	Yolanda Caballero	COL	Marathon	dnf		
	Marta Domínguez	ESP	3000mSC	12	9:36.45	4h2/9:29.71
	Natalya Ivoninskaya	KAZ	100mH	7h3	13.48	
	Ineta Radēviča	LAT	LJ	4	6.88	2qB/6.68
	Zalina Marghieva/Petrivskaya	MDA	HT	8	74.06	5qB/72.19
	Mariya Abakumova	RUS	JT	10	59.34	3qB/63.25
	Yelena Arzhakova	RUS	800m	6	1:59.21	2h5/2:08.39, 2s2/1:58.13
	Maria Beshalova	RUS	HT	11	71.13	3qB/73.56
	Tatyana Chernova	RUS	Heptathlon	bronze	6628	
	Irina Davydova	RUS	400mH	5s2	55.86	3h4/55.55
	Tatyana Firova	RUS	4x400mR	silver	3:20.23	2h2/3:23.11 ^[1]
	Yekaterina Galitskaya	RUS	100mH	5s1	12.90	2h4/12.89
	Vera Ganeyeva	RUS	DT	11qA	59.90	
	Yelizaveta Grechishnikova	RUS	10,000m	19	32:11.32	
	Viktoriya Gurova/Valyukevich	RUS	TJ	8	14.24	6qA/14.19
	Yuliya Gushchina	RUS	400m	4s1	51.66	2h7/51.54
	Gushchina		4x400mR	silver	3:20.23	2h2/3:23.11
	Olga Kaniskina	RUS	20km Walk	silver	1:25:09	
	Anastasiya Kapachinskaya	RUS	4x400mR	2h2	3:23.11	
	Gulfiya Khanafeyeva	RUS	HT	8qB	69.43	
	Anisya Kirdyapkina	RUS	20km Walk	5	1:26:26	
	Yevgeniya Kolodko	RUS	SP	bronze>silver	20.48	1qB/19.31
	Yuliya Kondakova	RUS	100mH	6s2	13.13	4h6/13.10
	Yekaterina Kostetskaya	RUS	1500m	9	4:12.90	4h3/4:06.94, 2s1/4:05.32
	Antonina Krivoschapka	RUS	400m	6	50.17	1h5/50.75, 1s3/49.81
	Krivoschapka		4x400mR	silver	3:20.23	
By association with Krivoschapka ^[1]		4x400mR	2h2	3:23.11		
Yelena Lashmanova	RUS	20km Walk	gold	1:25:02		

YEAR	NAME	COUNTRY	EVENT	PLACE	MARK	PRELIMINARIES
(2012)	Tatyana Lysenko	RUS	HT	gold	78.18	3qA/74.43
	Yekaterina Martynova/Sharina	RUS	1500m	6h2	4:13.86	
	Anna Nazarova/Klyashornaya	RUS	LJ	5	6.77	3qB/6.62
	Darya Pishchalnikova	RUS	DT	silver	67.56	2qA/65.02
	Mariya Savinova	RUS	800m	gold	1:56.19	1h2/2:01.56, 1s3/1:58.57
	Svetlana Shkolina	RUS	HJ	bronze	2.03	=2qB/1.93
	Liliya Shobukhova	RUS	Marathon	dnf		
	Yuliya Zaripova	RUS	3000mSC	gold	9:06.72	2h3/9:25.68
	Martina Ratej	SLO	JT	7	61.62	4qA/63.60
	Ghofrane Mohammad	SYR	400mH	8h2	58.09	
	Semoy Hackett	TTO	100m	5s1	11.26	2h6/11.04
	Hackett		200m	8	22.87	2h1/22.81, 3s2/22.55
	Hackett		4x100mR	dnf/final	2h1/42.31	
	Aslı Çakir Alptekin	TUR	1500m	gold	4:10.23	3h2/4:13.64, 1s1/4:05.11
	Gamze Bulut	TUR	1500m	silver	4:10.40	1h3/4:06.69, 2s2/4:01.18
	Bahar Doğan	TUR	Marathon	62	2:36:35	
	Ümmü Kiraz	TUR	Marathon	89	2:43:07	
	Karin Melis Mey	TUR	LJ	dns/final	2qA/6.80	
	Gülcan Mingir	TUR	3000mSC	9h2	9:47.35	
	Semiha Mutlu	TUR	20km Walk	47	1:35:33	
	Meliz Redif	TUR	4x400mR	8h2	3:34.71	
	Pınar Saka	TUR	400m	4h4	52.38	
	Saka		4x400mR	8h2	3:34.71	
	Binnaz Uslu	TUR	3000SC	15h1	10:31.00	
	Nevin Yanıt	TUR	100mH	5	12.58	1h4/12.70, 2s3/12.58
	Tetyana Gamera/Shmyrko	UKR	Marathon	5	2:24:32	
	Lyudmila Lyakhovich/Kovalenko	UKR	5000m	11h1	15:18.60	
	Anna Mishchenko	UKR	1500m	11h3	4:13.63	
	Anzhela Shevchenko	UKR	1500m	13h1	4:12.97	
	Svitlana Shmidt	UKR	3000mSC	12h3	10:01.09	
	Olena Shumkina	UKR	20km Walk	50	1:36:42	
	Anna Titimets	UKR	400mH	4s3	55.10	2h3/55.08
	Margaryta Tverdohlib	UKR	LJ	13qA	6.19	
	Lyudmyla Yosypenko	UKR	Heptathlon	4	6618	

¹ Team also disqualified under World Athletics Anti-doping rule 11.1 because of the doping transgression of squad member Gay or Krivoschapka, who ran only in the final (though in Krivoschapka's case the team in the heat had further guilty members, Firova, Gushchina & Kapachinskaya)

Eight further entries were also withdrawn from London 2012, after pre-Games testing or confirmation of earlier violations:

Men (4) Ivan Tikhon BLR, Diego Armando Palomeque COL, Alex Schwazer ITA, Amine Laâlou MAR

Women (4) Klodiana Shala ALB, Mariem Alaoui Selsouli MAR, Marina Marghieva/Nikişenko MDA, Tameka Williams SKN

Rio de Janeiro 2016 (9)

Men (2)	Moukhaled Al-Outaibi	KSA	5000m	21h1	14:18.48	
	Abdelmajid El Hissouf	MAR	Marathon	68	2:20:29	
Women (7)	Sheoran Nirmala	IND	400m	5h1	53.03	
	Nirmala		4x400mR	7h2	3:29.53	
	Anastasiya Kudinova	KAZ	400m	7h8	56.03	
	Alina Fyodorova	UKR	Heptathlon	28	5038	
	Nataliya Lupu	UKR	800m	8s2	2:02.10	2h5/1:59.91
	Yuliya Olishkevskaya	UKR	400m	4h1	52.45	
	Olesya Povh	UKR	100m	8s1	11.29	3h5/11.39
	Povh		4x100mR	6	42.36	3h1/42.49
	Olga Zemlyak	UKR	400m	7	51.24	2h2/51.40, 3s1/50.75
	Zemlyak		4x400mR	5	3:26.64	2h1/3:24.54

Two further entries were also withdrawn from Rio 2016, after pre-Games testing or confirmation of earlier violations:

Women (2) Silviya Danekova BUL, Bethlehem Desalegn UAE

Tokyo 2021 (4)

Men (3)	El Hassan El Abbassi ○	BRN	Marathon	25	2:15:56	
	Sadik Mikhou ○	BRN	1500m	8h2	3:42.87	
	Chijindu Ujah	GBR	100m	5s3	10.11	3h7/10.08
			4x100mR	silver	37.51	2h1/38.02
Women (1)	Blessing Okapbare	NGR	100m	withdrawn/s1 -		1h6/11.05

Two further entries were also withdrawn from Tokyo 2021, after pre-Games testing or confirmation of earlier violations:

Men (2) Benik Abramyan GEO, Mark Otieno Odhiambo KEN

SEX	NAME	COUNTRY	EVENT	STRIPPED	GOLD	SILVER	BRONZE
-----	------	---------	-------	----------	------	--------	--------

REALLOCATED MEDALS as at May 31, 2022Upgrades-shown with "↑", unchanged-"↔", pending-*italic*

The IOC do not routinely publicise their decisions about reallocations, so much of the data here has been gleaned from National Olympic Committees, social media and associates of the IOC.

Los Angeles 1984

Men Martti Vainio FIN 10,000m silver Cova ITA↔ McLeod GBR↑ Musyoki KEN↑

Seoul 1988

Men Ben Johnson CAN 100m gold Lewis USA↑ Christie GBR↑ Smith USA↑

Sydney 2000

Men	Antonio Pettigrew	USA	4x400mR	gold	Nigeria↑	Jamaica↑	Bahamas↑
	Jerome Young	USA	4x400mR	gold	Nigeria↑	Jamaica↑	Bahamas↑
Women	Marion Jones	USA	100m	gold ^[1]	Withdrawn	Thanou GRE↔	Ottey JAM↑
	Jones		200m	gold	Davis BAH↑	Jayasinghe SRI↑	McDonald JAM↑
	Jones		LJ	bronze	Drechsler GER↔	May ITA↔	Kotova RUS↑
	Jones		4x100mR	bronze ^[2]	Bahamas↔	Jamaica↔	United States↔
	Jones		4x400mR	gold ^[2]	United States↔	Jamaica↔	Russia↔

¹ Gold medal withheld from Katerina Thanou GRE, who holds as silver medallist along with the upgraded Tayna Lawrence JAM² Medals stripped from Jones only, overall result allowed to stand**Athens 2004**


Men	Adrián Annus	HUN	HT	gold	Murofushi JPN↑	<i>Apparently withdrawn</i>	<i>Apparently withdrawn</i>
	Yuriy Belonog	UKR	SP	gold	Nelson USA↑	Olsen DEN↑	Martínez ESP↑
	Robert Fazekas	HUN	DT	gold	Alekna LTU↑	Kövágó HUN↑	Tammert EST↑
	Ivan Tikhon	BLR	HT	bronze>silver ^[1]	Murofushi JPN↑	<i>Apparently withdrawn</i>	<i>Apparently withdrawn</i>
Women	Crystal Cox	USA	4x400mR	gold ^[2]	United States↔	Russia↔	Jamaica↔
	Irina Korzhanenko	RUS	SP	gold	Cumbá CUB↑	Kleinert GER↑	<i>Apparently withdrawn</i>
	Svetlana Krivelyova	RUS	SP	4th>bronze ^[3]	Cumbá CUB↑	Kleinert GER↑	<i>Apparently withdrawn</i>
	Irina Yatchenko	UKR	DT	bronze	Sadova RUS↔	Kelesidou GRE↔	Cechlová CZE↑

¹ Silver medal not (yet) reallocated to original bronze medallist Eşref Apak TUR, who returned his bronze to the IOC in 2012. That bronze medal apparently withheld from Vadim Devyatovskiy BLR (originally 4th)² Despite the disqualification of Cox (who ran only in the heat) the IOC decided in June 2013 not to disqualify the US team from the final³ Bronze medal apparently withheld from Nadezhda Ostapchuk BLR (originally 5th, then 4th)**Beijing 2008**

Men	Denis Alekseyev	RUS	4x400mR	bronze	United States↔	Bahamas↔	Great Britain & NI↑
	Nesta Carter	JAM	4x100mR	gold	Trinidad & Tobago↑	Japan↑	Brazil↑
	Andrei Mikhnevich	BLR	SP	bronze	Majewski POL↔	Cantwell USA↔	Armstrong CAN↑
	Rachid Ramzi	BRN	1500m	gold	Kiprop KEN↑	Willis NZL↑	Baala FRA↑
	Denys Yurchenko	UKR	PV	bronze	Hooker AUS↔	Lukyanenko RUS↔	Miles USA↑
Women	Mariya Abakumova	RUS	JT	silver	Špotáková CZE↔	Obergföll GER↑	Sayers GBR↑
	Elvan Abeylegesse	TUR	5000m	silver	T Dibaba ETH↔	Defar ETH↑	Kibet KEN↑
	Abeylegesse		10,000m	silver	T Dibaba ETH↔	Flanagan USA↑	Masai KEN↑
	Yarelis Barrios	CUB	DT	silver	Brown Trafton USA↔	Antonova UKR↑	Song CHN↑
	Lyudmila Blonska	UKR	Heptathlon	silver	Dobrynska UKR↔	Fountain USA↑	Sotherton GBR↑
	Yuliya Chermoshanskaya	RUS	4x100mR	gold	Belgium↑	Nigeria↑	Brazil↑
	Tatyana Chernova	RUS	Heptathlon	4th>bronze	Dobrynska UKR↔	Fountain USA↑	Sotherton GBR↑
	Anna Chicherova	RUS	HJ ^[1]	bronze	Hellebaut BEL↔	Vlašić CRO↔	Lowe USA↑
	Hrisopiýi Devetzí	GRE	TJ	bronze	Mbango CMR↔	Rypakova KAZ↑	Savigne CUB↑
	Tatyana Firova	RUS	4x400mR ^[2]	silver	United States↔	Jamaica↑	Great Britain & NI↑
	Anastasiya Kapachinskaya	RUS	4x400mR ^[3]	silver	United States↔	Jamaica↑	Great Britain & NI↑
	Tatyana Lebedeva	RUS	LJ	silver	Maggi BRA↔	Opakbare NGR↑	Hammond JAM↑
	Lebedeva		TJ	silver	Mbango CMR↔	Rypakova KAZ↑	Savigne CUB↑
	Oksana Menkova	BLR	HT ^[3]	gold	Moreno CUB↑	Zhang CHN↑	Montebrun FRA↑
	Natallia Mikhnevich	BLR	SP	silver	Adams/Vili NZL↔	González CUB↑	Gong CHN↑
	Nadezhda Ostapchuk	BLR	SP	bronze	Adams/Vili NZL↔	González CUB↑	Gong CHN↑
	Yekaterina Volkova	RUS	3000mSC	bronze	Samitova-Galkina RUS↔	Jepkorir KEN↔	Petrova RUS↑

¹ Yelena Slesarenko RUS (originally 4th) and Vita Palamar UKR (originally 5th) also disqualified² Belarus (originally 4th) also disqualified³ Daryia Pchel'nik BLR (originally 4th) also disqualified

SEX	NAME	COUNTRY	EVENT	STRIPPED	GOLD	SILVER	BRONZE
London 2012							
Men	Tyson Gay	USA	4x100mR	silver	Jamaica↔	Trinidad & Tobago↑	France↑
	Sergey Kiryapkin	RUS	50km Walk	gold	Tallent AUS↑	Si CHN↑	Heffernan IRL↑
	Oleksandr Pyatnytsya	UKR	JT	silver	Walcott TTO↔	Ruuskanen FIN↑	Vesely CZE↑
	Ivan Ukhov	RUS	HJ	gold	Kynard USA↑	Drouin CAN↑	
						Grabarz GBR↑	
						Barshim QAT↑	
Women	Aslı Çakir Alptekin	TUR	1500m	gold	Jamal BRN↑	Tomashova RUS↑	Aregawi ETH↑
	Gamze Bulut	TUR	1500m	silver	Jamal BRN↑	Tomashova RUS↑	Aregawi ETH↑
	Tatyana Chernova	RUS	Heptathlon	bronze	Ennis GBR↔	Schwarzkopf GER↔	Skujytė LTU↑
	Tatyana Firova	RUS	4x400mR	silver	United States↔	Jamaica↑	Ukraine↑
	Yuliya Gushchina	RUS	4x400mR	silver	United States↔	Jamaica↑	Ukraine↑
	Olga Kaniskina	RUS	20km Walk	silver	Qieyang CHN↑	Liu CHN↑	Lu CHN↑
	Anastasiya Kapachinskaya	RUS	4x400mR	silver	United States↔	Jamaica↑	Ukraine↑
	Yevgeniya Kolodko	RUS	SP	bronze>silver	Adams NZL↑	Gong CHN↑	Li CHN↑
	Antonina Krivoshapka	RUS	4x400mR	silver	United States↔	Jamaica↑	Ukraine↑
	Yelena Lashmanova	RUS	20km Walk	gold	See Kaniskina above		
	Tatyana Lysenko	RUS	HT	gold	Włodarczyk POL↑	Heidler GER↑	Zhang CHN↑
	Nadezhda Ostapchuk	BLR	SP	gold	Adams NZL↑	Gong CHN↑	Li CHN↑
	Darya Pishchalnikova	RUS	DT	silver	Perković CRO↔	Li CHN↑	Barrios CUB↑
	Mariya Savinova	RUS	800m	gold	Semenya RSA↑	Poistogova RUS↑	Jelimo KEN↑
	Svetlana Shkolina	RUS	HJ	bronze	Chicherova RUS↔	Barrett USA↔	Beitia ESP↑
	Yuliya Zaripova	RUS	3000mSC	gold	Ghribi TUN↑	Assefa ETH↑	Chemos KEN↑
	Tokyo 2021						
Men	Chijindu Ujah	GBR	4x100mR	silver	Italy↔	Canada↑	PR of China↑



WORLD ATHLETICS CHAMPIONSHIPS OREGON 22



YEAR	GOLD		SILVER		BRONZE		Wind	
------	------	--	--------	--	--------	--	------	--

SUMMER YOUTH OLYMPIC GAMES

Venues - 2010: Singapore; 2014: Nanjing; 2018: Buenos Aires; 2026: *Dakar*

In 2018 the medals were determined by the aggregate of performances across two stages of competition

MEN

100 Metres (Total of two stages in 2018)

2010	Odean Skeen	JAM	10.42	Masaki Nashimoto	JPN	10.51	David Bolarinwa	GBR	10.51	0.1
2014	Sydney Siame	ZAM	10.56	Kenta Oshima	JPN	10.57	Trae Williams	AUS	10.60	-0.5
2018	Luke Davids	RSA	20.71	Akintola Alaba	NGR	21.00	Seiryō Ikeda	JPN	21.12	-

200 Metres (Total of two stages in 2018)

2010	Xie Zhenye	CHN	21.22	Keisuke Honma	JPN	21.27	Patrick Domogala	GER	21.36	0.4
2014	Noah Lyles	USA	20.80	Thebe Baboloki	BOT	21.20	Yang Chun-Han	TPE	21.31	0.3
2018	Abdulaziz Salim Mohamed	QAT	41.78	Antonio Watson	JPN	42.41	Lucas Conceicao Vilar	BRA	42.67	-

400 Metres (Total of two stages in 2018)

2010	Luguelin Santos ^[1]	DOM	47.11	Ruan Greyling	RSA	47.22	Alphas Kishoyan	KEN	47.22	
							4th Sadam Elnour	SUD	47.32	
2014	Martin Manley	JAM	46.31	Karabo Sibanda	BOT	46.76	Henri Delauze	BAH	46.91	
2018	Luis Aviles	MEX	1:34.23	Kennedy Luchembe	ZAM	1:34.34	Nicholas Ramey	USA	1:34.87	

¹ Thought to be born in 1992, therefore too old to be regarded as a youth in 2010

800 Metres (From 2014) (Total of two stages in 2018)

2014	Myles Marshall	USA	1:49.14	Geoffrey Balimumiti	UGA	1:49.37	Bacha Morka	ETH	1:49.73	
2018	Tasew Yada	ETH	3:39.76	Mohamed Ali Gouaned	ALG	3:41.74	Mehmet Çelik	TUR	3:41.79	

1000 Metres (2010 only)

2010	Mohamed Aman	ETH	2:19.54	Hamza Driouch	QAT	2:21.25	Charlie Grice	GBR	2:21.85	
------	--------------	-----	---------	---------------	-----	---------	---------------	-----	---------	--

1500 Metres (From 2014) (Total of placings in a 1500m and a 4km cross country race in 2018, placings in the latter breaks the tie)

2014	Gilbert Kwemboi	KEN	3:41.99	Mulugeta Asefa	ETH	3:45.08	Mohamed Ismail Ibrahim	DJI	3:45.72	
2018	Jean De Dieu Butoyi	BDI	4	Anas Essayi	MAR	4	Melese Nberet	ETH	4	

3000 Metres (Total of placings in a 3000m and a 4km cross country race in 2018, placings in the latter breaks the tie)

2010	Abrar Osman	ERI	8:07.24	Fekru Jebesa	ETH	8:08.53	Hicham Sigueni	MAR	8:08.55	
2014	Yomif Kejelcha	ETH	7:56.20	Thierry Ndikumwenayo	BDI	8:06.05	Moses Koech	KEN	8:06.33	
2018	Jackson Muema	KEN	4	Berihu Aregawi	ETH	4	Oscar Chelimo	UGA	4	

Four Kilometres Cross Country (From 2018, not a medal event in itself, but the second stage for contestants in the 1500m / 3000m & 2000mSC)

2018	Jackson Muema	KEN	11:12	Berihu Aregawi	ETH	11:13	Oscar Chelimo	UGA	11:28	
------	---------------	-----	-------	----------------	-----	-------	---------------	-----	-------	--

2000 Metres Steeplechase (91.4cm) (Total of placings in a 2000m Steeplechase and a 4km cross country race in 2018)

2010	Peter Mutuku	KEN	5:37.63	Habtamu Jaleta Fayisa	ETH	5:39.10	Zachariah Kiprotich	UGA	5:41.25	
2014	Wogene Sebisibe	ETH	5:38.42	Amos Kirui	KEN	5:40.29	Hicham Chemlal	MAR	5:40.94	
2018	Abrham Sime Tufa	ETH	2	Baptiste Guyon	FRA	8	Abel Yamane	ERI	9	

110 Metres Hurdles (91.4cm) (Total of two stages in 2018)

2010	Nicholas Hough	AUS	13.37	Wang Dongqiang	CHN	13.41	Jussi Kanervo	FIN	13.53	0.7
2014	Jaheel Hyde	JAM	12.96	Henrik Hannemann	GER	13.40	Kim Kyong-Tae	KOR	13.43	1.3
2018	Owaab Barrow	QAT	26.50	Kenny Fletcher	FRA	27.01	Wong Lok Hei	HKG	27.13	-

400 Metres Hurdles (83.8cm) (Total of two stages in 2018)

2010	Norge Sotomayor	CUB	50.69	Durgesh Kumar Pal	IND	50.81	William Mutunga	KEN	51.23	
2014	Xu Zhihang	CHN	50.61	Mohamed Fares Jlassi	TUN	50.61	Victor Coroller	FRA	51.19	
2018	Haruto Deguchi	JPN	1:42.68	Dániel Huller	HUN	1:43.84	Mohammed D. Al-Muawi	KSA	1:45.81	

High Jump (Total of two stages in 2018)

2010	Dmitriy Kroyter	ISR	2.19	Brandon Starc	AUS	2.19	Viktor Chernysh	UKR	2.17	
2014	Danyil Lysenko	RUS	2.20	Yuji Hiramatsu	JPN	2.14	Shem James	AUS	2.14	
2018	Chen Long	CHN	4.35	Oscar Miers	AUS	4.27	Oleg Doroshchuk	UKR	4.23	

Pole Vault (Total of two stages in 2018)

2010	Didac Salas	ESP	5.05	Thiago da Silva	BRA	5.05	Theodoros Hrisantopoulos	GRE	4.95	
2014	Noel Del Cerro	ESP	5.10	Vladimir Shcherbakov	RUS	5.05	Muntafer Faleh Abdelwahid	IRQ	5.05	
2018	Baptiste Thiery	FRA	10.37	Kazuki Furusawa	JPN	10.32	Dmitriy Kachanov	RUS	10.32	

YEAR	GOLD			SILVER			BRONZE			Wind
Long Jump (Total of two stages in 2018)										
2010	Caio Dos Santos	BRA	7.69	Sho Matsubara	JPN	7.65	Rudolph Pienaar	RSA	7.53	
2014	Anatoliy Ryapolov	RUS	7.54	O'Brien Wasome	JAM	7.44	Zhong Peifeng	CHN	7.37	
2018	Lester Lescay	CUB	15.54	Josh Cowley	AUS	15.53	Koki Wada	JPN	15.12	
Triple Jump (Total of two stages in 2018)										
2010	Radamés Fabar	CUB	16.37	Fu Haitao	CHN	16.14	Georgi Tsonov	BUL	15.80	
2014	Miguel Van Assen	SUR	16.15	Tobia Bocchi	ITA	16.01	Nazim Babayev	AZE	15.96	
2018	Jordan A. Díaz	CUB	34.18	Emmanuel Meyiwa Ineh	NGR	31.85	Praveen Chithravel	IND	31.52	
Shot Put (5kg) (Total of two stages in 2018)										
2010	Krzysztof Brzozowski	POL	23.23	Jacko Gill	NZL	22.60	Dennis Lewke	GER	21.22	
2014	Konrad Bukowiecki	POL	23.17	Andrei Toader	ROU	21.00	Merten Howe	GER	20.13	
2018	Nazareno Sasia	ARG	43.19	Xing Jialiang	CHN	41.74	Carmelo Musci	ITA	41.43	
Discus Throw (1.5kg) (Total of two stages in 2018)										
2010	Jacques du Plessis	RSA	63.94	Arjun Kumar	IND	62.52	Jaromír Mazgal	CZE	60.31	
2014	Cheng Yulong	CHN	64.14	Clemens Prüfer	GER	63.52	Ruslan Valitov	UKR	57.48	
2018	Connor Bell	NZL	133.08	Jorge Contreras	PUR	115.06	Gracjan Kozak	POL	114.92	
Hammer Throw (5kg) (Total of two stages in 2018)										
2010	Liu Binbin	CHN	73.99	Alexandros Poursanides	CYP	70.30	Balázs Töreky	HUN	70.13	
2014	Hlib Piskunov	UKR	82.65	Bence Halász	HUN	81.90	Ahmed Tarek Ismail	EGY	78.59	
2018	Myhaylo Kokhan	UKR	171.11	Valentin Andreev	BUL	163.96	Wang Qi	CHN	155.36	
Javelin Throw (700gm) (Total of two stages in 2018)										
2010	Braian Toledo	ARG	81.78	Devin Bogert	USA	76.88	Intars Išējevs	LAT	74.23	
2014	Lukas Moutarde	FRA	74.48	Alexandru Novac	ROU	73.98	Mark Schmölcz	HUN	72.40	
2018	Topias Laine	FIN	153.42	Agustín Osorio	ARG	150.28	Martin Florian	CZE	150.24	
5000 Metres Walk (from 2018, total of two stages)										
2018	Oscar Oswaldo Patín	ECU	40:51.86	Suraj Panwar	IND	20:23.30	Jan Moreu	PUR	41:59.29	
10,000 Metres Walk (to 2014)										
2010	Igor Lyashchenko	UKR	42:43.93	Oscar Villavicencio	ECU	43:46.00	Pavel Parshin	RUS	44:18.04	
2014	Minoru Onogawa	JPN	42:03.64	Vladislav Saraykin	RUS	42:10.95	Noel Ali Chama	MEX	42:14.11	
WOMEN										
100 Metres (Total of two stages in 2018)										
2010	Josephine Omaka	NGR	11.58	Myasia Jacobs	USA	11.64	Fani Chala	DOM	11.65	0.2
2014	Liang Xiaojing	CHN	11.65	Paraskevi Andreou	CYP	11.71	Sam Geddes	AUS	11.76	-0.1
2018	Rosemary Chukwuma	NGR	23.20	Julien Alfred	LCA	23.22	Gabriela Anahí Suárez	ECU	23.26	-
200 Metres (Total of two stages in 2018)										
2010	Florence Nwankwe	NGR	23.46	Tynia Gaither	BAH	23.68	Olivia Ekpone	USA	23.75	0.7
2014	Nataliah Whyte	JAM	23.55	Dzhoys Koba	UKR	23.94	Brandée Johnson	USA	24.28	0.7
2018	Gudbjörg Jóna Bjarnadóttir	ISL	47.02	Dalia Kaddari	ITA	47.69	Leticia Maria Lima	BRA	47.87	-
400 Metres (Total of two stages in 2018)										
2010	Robin Reynolds	USA	52.57	Bianca Răzor	ROU	53.10	Bukola Abogunloko	NGR	53.47	
2014	Jess Thornton	AUS	52.50	Salwa Eid Nasser	BRN	52.74	Meleni Rodney	GRN	53.33	
2018	Barbora Malíková	CZE	1:48.86	Marie Scheppan	GER	1:50.06	Mingilishi Nidy	ZAM	1:50.48	
800 Metres (From 2014) (Total of two stages in 2018)										
2014	Martha Bissah	GHA	2:04.90	Hawi Alemu	ETH	2:06.01	Mareen Kalis	GER	2:06.03	
2018	Keely Small	AUS	4:10.44	Athing Mu	USA	4:13.24	Hirut Meshesha	ETH	4:14.60	
1000 Metres (2010 only)										
2010	Tizita Bogale	ETH	2:43.24	Andrina Schläpfer	SUI	2:43.84	Damaris Muthee	KEN	2:45.42	
1500 Metres (From 2014) (Total of placings in a 1500m and a 4km cross country race in 2018)										
2014	Kokebe Tesfaye	ETH	4:15.38	Winfredah Nzisa	KEN	4:17.91	Dalilah Abdelkadir Gosa	BRN	4:18.36	
2018	Edina Jebitok	KEN	2	Jayla Hancock-Cameron	AUS	6	Hailu Lemlem	ETH	7	
3000 Metres (Total of placings in a 3000m and a 4km cross country race in 2018)										
2010	Gladys Chesire	KEN	9:13.58	Moe Kyuma	JPN	9:23.70	Samrawit Mengisteab ^[1]	ERI	9:33.53	
2014	Nozomi Takamatsu	JPN	9:01.58	Alina Reh	GER	9:05.07	4th Ekaterini Berdousi	GRE	9:37.56	
2018	Sarah Chelangat	UGA	2	Mercy Chepkorir	KEN	4	Berhan Demisse	ETH	9:06.10	
							Aberash Minsewo	ETH	6	

¹ Thought to be born in 1990, therefore too old to be regarded as a youth in 2010

YEAR	GOLD			SILVER			BRONZE			Wind
Four Kilometres Cross Country (From 2018, not a medal event in itself, but the second stage for contestants in the 1500m / 3000m & 2000mSC)										
2018	Sarah Chelangat	UGA	12:32	Edina Jebitok	KEN	12:37	Fancy Cheronno	KEN	12:51	
2000 Metres Steeplechase (76.2cm) (Total of placings in a 2000m Steeplechase and a 4km cross country race in 2018)										
2010	Virginia Nyambura	KEN	6:29.97	Tsehaynesh Tsale	ETH	6:37.81	Oksana Rayta	UKR	6:41.49	
2014	Rosefline Chepngetich	KEN	6:22.67	Zewdinesh Mamo	ETH	6:26.02	Lili Anna Tóth	HUN	6:31.92	
2018	Fancy Cheronno	KEN	2	Mekides Abebe	ETH	5	K. M. P. Wasanthi Maristela	SRI	7	
100 Metres Hurdles (76.2cm) (Total of two stages in 2018)										
2010	Yekaterina Bleskina	RUS	13.34	Michelle Jenneke	AUS	13.46	Noemi Zbären	SUI	13.50	0.4
2014	Laura Valette	FRA	13.34	Yelvira German	BLR	13.38	Chloe Beaucarne	BEL	13.61	0.0
2018	Grace Stark	USA	26.14	Sophie White	AUS	26.40	Ackera Nugent	JAM	26.41	-
400 Metres Hurdles (76.2cm) (Total of two stages in 2018)										
2010	Aurelie Chaboudez	FRA	58.41	Stina Troest	DEN	58.88	Olena Kolesnychenko	UKR	59.25	
2014	Gezelle Magerman	RSA	57.91	Michaela Pešková	SVK	58.26	Anne Sofie Kirkegaard	DEN	58.60	
2018	Valeria Cabezas	COL	1:57.58	Loubna Benhadja	ALG	2:00.68	Carla Garcia	ESP	2:00.76	
High Jump (Total of two stages in 2018)										
2010	Mariya Kuchina	RUS	1.89	Alessia Trost	ITA	1.86	Aneta Rydz	POL	1.79	
2014	Yuliya Levchenko	UKR	1.89	Nawal Meniker	FRA	1.87	Michaela Hrubá	CZE	1.85	
2018	Yaroslava Mahuchikh	UKR	3.87	Mariya Kochanova	ANA	3.71	Jessica Kähärä	FIN	3.63	
Pole Vault (Total of two stages in 2018)										
2010	Angelica Bengtsson	SWE	4.30	Liz Parnov	AUS	4.25	Hanna Sheleh	UKR	4.20	
2014	Angelica Moser	SUI	4.36	Rosbeilys Peinado	VEN	4.10	Leda Krošelj	SLO	3.90	
2018	Leni Freyja Wildgrube	GER	8.12	Emma Brentel	FRA	7.82	Krystsina Kantsavienka	BLR	7.72	
Long Jump (Total of two stages in 2018)										
2010	Lena Malkus	GER	6.40	Alina Rotaru	ROU	6.38	LeTristan Pledger	USA	6.17	
2014	Yelizaveta Babiy	UKR	6.26	Beatrice Fiorese	ITA	6.21	Rhesa Foster	USA	6.17	
2018	Maite Beernaert	BEL	12.32	Klaudia Endrész	HUN	12.31	Ingeborg Grünwald	AUT	12.31	
Triple Jump (Total of two stages in 2018)										
2010	Khaddi Sagnia	SWE	13.56	Sokhna Galle	FRA	13.04	Hanna Aleksandrova	UKR	12.64	
2014	Yanis David	FRA	13.33	Tay-Leiha Clark	AUS	13.06	Eszter Bajnok	HUN	13.01	
2018	Aleksandra Nacheva	BUL	27.62	Maria Vicente	ESP	27.43	Mariya Privalova	ANA	26.07	
Shot Put (4Kg in 2010, 3Kg thereafter) (Total of two stages in 2018)										
2010	Natalya Troneva	RUS	15.66	Gu Siyu	CHN	15.49	Anna Wloka	POL	15.48	
2014	Alyona Bugakova	RUS	18.95	Maria Orozco	MEX	17.55	Anika Nehls	GER	17.31	
2018	Li Xinhui	CHN	36.75	Lizaveta Dorts	BLR	35.13	Dané Roets	RSA	34.64	
Discus Throw (1Kg) (Total of two stages in 2018)										
2010	Shanice Craft	GER	55.49	Krisztina Váradi	HUN	49.92	Heidi Schmidt	SWE	47.57	
2014	Sun Kangping	CHN	52.79	Alyona Byelyakova	UKR	51.64	Lara Kempka	GER	50.70	
2018	Melany Matheus	CUB	108.65	Violetta Ignatyeva	ANA	107.79	Özlem Becerek	TUR	103.86	
Hammer Throw (4Kg in 2010, 3Kg thereafter) (Total of two stages in 2018)										
2010	Alexia Sedykh	FRA	59.08	Alena Navahrodskaya	BLR	57.34	Xia Youlian	CHN	56.62	
2014	Xu Xinying	CHN	68.35	Alex Hulley	AUS	68.35	Zsófia Bácskay	HUN	67.35	
2018	Valeriya Ivanenko	UKR	146.98	Rawan Ayman Ibrahim	EGY	136.17	Alegna Osorio	CUB	127.00	
Javelin Throw (600gm in 2010, 500gm thereafter) (Total of two stages in 2018)										
2010	Kateryna Derun	UKR	54.59	Lismania Muñoz	CUB	52.40	Hannah Carson	USA	50.64	
2014	Anna Tarasiuk	BLR	59.52	Fabienne Schönig	GER	53.68	Nagisa Mori	JPN	52.27	
2018	Elina Tzénggo	GRE	125.08	Yulesy Anahí Angulo	ECU	115.03	Münevver Hancı	TUR	114.47	
5000 Metres Walk (Total of two stages in 2018)										
2010	Anna Clemente	ITA	22:27.38	Mao Yanxue	CHN	22:29.42	Nadezhda Leontyeva	RUS	22:35.05	
2014	Ma Zhenxia	CHN	22:22.08	Valeria Ortuño	MEX	23:19.27	Noemi Stella	ITA	23:38.10	
2018	Xi Ricuo	CHN	45:03.49	Sofia Ramos	MEX	45:58.97	Ólga Fiáska	GRE	46:10.02	

WINNERS OF WORLD UNIVERSITY GAMES (UNIVERSIADE)

Venues – 1957: Paris; 1959: Torino; 1961: Sofiya; 1963: Porto Alegre; 1965: Budapest; 1967: Tokyo; 1970: Torino; 1973: Moskva; 1975: Roma; 1977: Sofiya; 1979: Ciudad de México; 1981: București; 1983: Edmonton; 1985: Kobe; 1987: Zagreb; 1989: Duisburg; 1991: Sheffield; 1993: Buffalo; 1995: Fukuoka; 1997: Catania; 1999: Palma de Mallorca; 2001: Beijing; 2003: Daegu; 2005: Izmir; 2007: Bangkok; 2009: Beograd; 2011: Shenzhen; 2013: Kazan; 2015: Gwangju; 2017: Taipei; 2019: Napoli; 2023: Chengdu

MEN

100 Metres				200 Metres				400 Metres			
1957	Lorenzo Civallero	ITA	10.5	Manfred Germar	FRG	21.3	Jim Paterson	GBR	48.4		
1959	Livio Berruti	ITA	10.5	Livio Berruti	ITA	20.9	Viktor Šnajder	YUG	47.5		
1961	Enrique Figuerola	CUB	10.38	László Mihályfi	HUN	21.27	Josef Trousil	TCH	47.51		
1963	Enrique Figuerola	CUB	10.34	Edvin Ozolin	URS	21.44	Adrian Metcalfe	GBR	46.75		
1965	Hideo Iijima	JPN	10.1w	Edvin Ozolin	URS	21.0w	Sergio Bello	ITA	46.8		
1967	Gaoussou Kone	CIV	10.4	Tommie Smith	USA	20.7	Ingo Roper	FRG	46.0		
1970	Siegfried Schenke	GDR	10.5	Martin Reynolds	GBR	21.0	Tom Ulan	USA	45.9		
1973	Juris Silovs	URS	10.37	Pietro Mennea	ITA	20.56	Alberto Juantorena	CUB	45.36		
1975	Pietro Mennea	ITA	10.28	Pietro Mennea	ITA	20.28	Jerzy Pietrzyk	POL	46.26		
1977	Silvio Leonard	CUB	10.08	Clancy Edwards	USA	20.46	Alfons Brijdenbach	BEL	45.18		
1979	Mike Roberson	USA	10.19	Pietro Mennea	ITA	19.72	Harald Schmid	FRG	44.98		
1981	Mel Lattany	USA	10.18	Yuriy Naumenko	URS	20.79	Clifford Wiley	USA	45.18		
1983	Chidi Imoh	NGR	10.33	Innocent Egbunike	NGR	20.42	Sunday Uti	NGR	45.32		
1985	Chidi Imoh	NGR	10.22	Leandro Peñalver	CUB	20.57	Innocent Egbunike	NGR	45.10		
1987	Lee McRae	USA	10.07	Wallace Spearmon	USA	20.42	Michael Franks	USA	45.33		
1989	Andre Cason	USA	10.29	Robson da Silva	BRA	20.33w	Roberto Hernández	CUB	45.42		
1991	Michael Bates	USA	10.17	Jon Drummond	USA	20.58	Patrick O'Connor	JAM	45.52		
1993	Daniel Effiong	NGR	10.07w	Brian Bridgewater	USA	20.14w	Ibrahim Hassan	GHA	45.87		
1995	David Oaks	USA	10.28	Anthuan Maybank	USA	20.46	Eswort Coombs	VIN	45.38		
1997	Vince Henderson	USA	10.22	Gentry Bradley	USA	20.48	Clement Chukwu	NGR	44.81		
1999	André da Silva	BRA	10.34	Coby Miller	USA	20.32	Jerome Davis	USA	44.91		
2001	Marcus Brunson	USA	10.15	Marcin Urbaś	POL	20.56	Andrew Pierce	USA	45.34		
2003	Chris Lambert	GBR	10.44	Leigh Julius	RSA	20.49	Andrey Tverdostup	UKR	46.08		
2005	Hu Kai	CHN	10.30	Leigh Julius	RSA	20.56	Marvin Eссор	JAM	45.99		
2007	Simeon Williamson	GBR	10.22	Amr Seoud	EGY	20.74	Sean Wroe	AUS	45.39		
2009	Rolando Palacios	HON	10.30	Ramil Guliyev	AZE	20.04	Yuzo Kanemaru	JPN	45.68		
2011	Jacques Harvey	JAM	10.14	Rasheed Dwyer	JAM	20.30	Marcell Deák-Nagy	HUN	45.50		
2013	Anaso Jobodwana	RSA	10.10	Anaso Jobodwana	RSA	20.00w	Vladimir Krasnov	RUS	45.49		
2015	Akani Simbine	RSA	9.97	Wilfried Koffi	CIV	20.41	Luguelín Santos	DOM	44.91		
2017	Yang Chun-Han	TPE	10.22	Jeffrey John	FRA	20.98	Luguelín Santos	DOM	45.24		
2019	Paulo André de Oliveira	BRA	10.09	Paulo André de Oliveira	BRA	20.28	Valente Mendoza	MEX	45.63		
800 Metres				1500 Metres				5000 Metres			
1957	Olaf Lawrenz	FRG	1:50.3	Josef Cegledi	AUT	3:50.5	Kevin Gilligan	GBR	14:31.0		
1959	Dieter Heydecke	FRG	1:50.5	Béla Szekeres	HUN	3:50.9	Kevin Gilligan	GBR	14:09.8		
1961	Ronald Delany	IRL	1:51.1	Tomás Salinger	TCH	3:45.75	János Pinter	HUN	14:23.4		
1963	Mamoro Morimoto	JPN	1:48.1	John Whetton	GBR	3:49.5	Leonid Ivanov	URS	14:21.4		
1965	Bill Crothers	CAN	1:47.7	Bodo Tümmler	FRG	3:46.2	Keisuke Sawaki	JPN	13:45.2		
1967	Ralph Doubell	AUS	1:46.7	Bodo Tümmler	FRG	3:43.4	Keisuke Sawaki	JPN	14:03.8		
1970	Franz-Josef Kemper	FRG	1:49.1	Francesco Arese	ITA	3:52.7	Nikolay Puklavok	URS	13:56.4		
1973	Yevgeniy Arzhanov	URS	1:46.88	Frank Clement	GBR	3:42.32	Mikhail Zhelobovskiy	URS	13:41.35		
1975	Waldemar Gondek	POL	1:50.04	Thomas Wessinghage	FRG	3:39.73	Franco Fava	ITA	13:37.56		
1977	Alberto Juantoreno	CUB	1:43.44	Josef Plachy	TCH	3:40.2	Enn Sellik	URS	13:44.6		
1979	Evans White	USA	1:48.87	Graham Williamson	GBR	3:45.37	Ilie Floroiu	ROU	14:12.9		
1981	Andreas Hauck	GDR	1:50.12	Saïd Aouita	MAR	3:38.43	Doug Padilla	USA	13:49.95		
1983	Ryszard Ostrowski	POL	1:46.29	Claudio Patignani	ITA	3:41.02	Steve Harris	GBR	13:46.99		
1985	Ryszard Ostrowski	POL	1:44.38	Chris McGeorge	GBR	3:46.22	Stefano Mei	ITA	13:56.48		
1987	Slobodan Popović	YUG	1:46.13	Hauke Fuhlbrügge	GDR	3:44.87	Anacleto Jiménez	ESP	14:08.15		
1989	Ari Suhonen	FIN	1:47.13	Kip Cheruiyot	KEN	3:40.38	Stefano Mei	ITA	13:39.04		
1991	Giuseppe D'Urso	ITA	1:46.82	Niall Bruton	IRL	3:50.69	John Mayock	GBR	13:39.25		
1993	Mark Koers	NED	1:48.57	Kader Chékhémani	FRA	3:46.32	Khalid Khannouchi	MAR	14:05.33		
1995	Hezekiel Sepeng	RSA	1:47.87	Kader Chékhémani	FRA	3:46.53	Katsuhiko Kawachi	JPN	13:53.86		
1997	Norberto Téllez	CUB	1:47.63	Anthony Whiteman	GBR	3:43.57	Simone Zanon	ITA	13:57.54		
1999	Norberto Téllez	CUB	1:46.11	Bernard Lagat	KEN	3:40.99	Sergiy Lebid	UKR	13:37.52		
2001	Khalid Tighazomine	MAR	1:45.27	Pedro Esteso	ESP	3:43.98	Sergiy Lebid	UKR	13:44.24		
2003	Roman Oravec	CZE	1:48.01	Johan Pretorius	RSA	3:42.81	Sergiy Lebid	UKR	13:50.94		
2005	Fabiano Peçanha	BRA	1:46.01	Ivan Heshko	UKR	3:49.49	Wilson Busienei	UGA	13:38.51		
2007	Ehsan Mohajer Shojaei	IRI	1:46.04	Samir Kheddar	ALG	3:39.62	Halil Akkaş	TUR	14:08.47		
2009	Sadjad Moradi	IRI	1:48.02	Vyacheslav Sokolov	RUS	3:42.49	Halil Akkaş	TUR	14:06.96		

<u>800 Metres</u>				<u>1500 Metres</u>				<u>5000 Metres</u>			
2011	Lachlan Renshaw	AUS	1:46.36	Imad Touil	ALG	3:48.13	Andy Vernon	GBR	14:00.06		
2013	Nijel Amos	BOT	1:46.53	Valentin Smirnov	RUS	3:39:39	Hayle Ibrahimov	AZE	13:35.89		
2015	Shaquille Walker	USA	1:49.05	Aleksey Kharitonov	RUS	3:39.13	Hayle Ibrahimov	AZE	13:44.28		
2017	Jesus López	MEX	1:46.06	Timo Benitz	GER	3:43.45	Francois Barrer	FRA	14:00.86		
2019	Mohamed Belbachir	ALG	1:47.02	Michał Rozmys	POL	3:53.67	Jonas Raess	SUI	14:03.10		
<u>10,000 Metres</u>				<u>Marathon/Half Marathon (From 1997)</u>				<u>3000 Metres Steeplechase</u>			
1967	Keisuke Sawaki	JPN	29:00.0	-	-	-	Jouko Kuha	FIN	8:38.2		
1970	Rashid Sharafetdinov	URS	29:02.2	-	-	-	Mikhail Zhelev	BUL	8:32.6		
1973	Dane Korica	YUG	28:48.90	-	-	-	Leonid Savelyev	URS	8:26.49		
1975	Franco Fava	ITA	28:37.92	-	-	-	Bronisław Malinowski	POL	8:22.32		
1977	Leonid Moseyev	URS	29:12.0	-	-	-	Michael Karst	FRG	8:25.9		
1979	Ilie Floroiu	ROU	29:56.2	-	-	-	Paul Copu	ROU	8:57.7		
1981	Toomas Turb	URS	29:42.83	Ivan Kovalchuk	URS	2:22:14	John Gregorek	USA	8:21.26		
1983	Shuichi Yoneshige	JPN	28:55.37	Alessio Faustini	ITA	2:17:10	Peter Daenens	BEL	8:28.86		
1985	Keith Brantly	USA	29:11.24	Orlando Pizzolato	ITA	2:20:06	Franco Boffi	ITA	8:28.75		
1987	Axel Krippschock	GDR	29:07.02	Takahiro Izumi	JPN	2:24:23	Valeriy Vandyak	URS	8:33.23		
1989	Julius Kariuki	KEN	28:35.46	Tibor Baier	HUN	2:14:33	Patrick Sang	KEN	8:32.78		
1991	Stephan Freigang	GER	28:15.84	Wang Yung-jo	KOR	2:12:40	Shaun Creighton	AUS	8:32.30		
1993	Antonio Serrano	ESP	28:16.16	Kennedy Manyisa	KEN	2:12:19	Michael Buchleitner	AUT	8:30.32		
1995	Yasuyuki Watanabe	JPN	28:47.78	Takakai Morikawa	JPN	2:21:32	Daniel Njenga	KEN	8:27.03		
1997	Kamiel Maase	NED	28:22.11	Marilson dos Santos	BRA	63:32	Mark Ostendarp	GER	8:25.83		
1999	José Martínez	ESP	29:37.56	Marilson dos Santos	BRA	64:05	Giuseppe Maffei	ITA	8:33.18		
2001	John Kanyi	KEN	28:27.42	Masakazu Fujiwara	JPN	64:12	Anthony Famiglietti	USA	8:21.97		
2003	Jan Fitschen	GER	29:39.47	Abdellah Bay	MAR	64:21	César Pérez	ESP	8:38.52		
2005	Wilson Busienei	UGA	28:27.57	Wilson Busienei	UGA	63:47	Halil Akkaş	TUR	8:30.16		
2007	Fadil Mohamed	MAR	30:19.41	Fadil Mohamed	MAR	65:49	Halil Akkaş	TUR	8:20.83		
2009	Gladwin Mzazi	RSA	28:21.44	Zhao Ran	CHN	64:28	Ion Luchianov	MDA	8:25.79		
2011	Suguru Osako	JPN	28:42.83	Ahmed Tamri	MAR	66:20	Alberto Paulo	POR	8:32.26		
2013	Stephen Mokoka	RSA	28:45.96	Gladwin Mzazi	RSA	63:37	Ilgizar Safiulin	RUS	8:32.53		
2015	Igor Maksimov	RUS	29:15.30	Yusuke Ogura	JPN	64:41	Martin Grau	GER	8:31.55		
2017	Sadiq Bahati	UGA	29:08.68	Kei Katanishi	JPN	66:09	Krystian Zalewski	POL	8:35.88		
2019	Mokofane Kekana	RSA	29:29.43	Akira Aizawa	JPN	65:15	Rantso Mokopane	RSA	8:30.37		
<u>110 Metres Hurdles</u>				<u>400 Metres Hurdles</u>				<u>High Jump</u>			
1957	Stanko Lorger	YUG	14.5	Igor Ilyin	URS	53.3	Yuriy Styepanov	URS	2.12		
1959	Stanko Lorger	YUG	14.2	Salvatore Morale	ITA	52.1	Cornel Porumb	ROU	2.01		
1961	Valentin Chistyakov	URS	14.33	Salvatore Morale	ITA	50.14	Valeriy Brumel	URS	2.25		
1963	Anatoliy Mikhaylov	URS	14.17	Roberto Frinolli	ITA	50.48	Valeriy Brumel	URS	2.15		
1965	Eddy Ottoz	ITA	13.6	Roberto Frinolli	ITA	50.5	Valeriy Skvortsov	URS	2.14		
1967	Eddy Ottoz	ITA	13.9	Ron Whitney	USA	49.8	Miograd Todosijević	YUG	2.05		
1970	David Hemery	GBR	13.8	Larry James	USA	50.2	Valentin Gavrilov	URS	2.18		
1973	Berwyn Price	GBR	13.69	Dmitriy Stukalov	URS	49.62	Vladimír Malý	TCH	2.18		
1975	Charles Foster	USA	13.83	Rolf Ziegler	FRG	50.43	Enzo Del Forno	ITA	2.13		
1977	Alejandro Casañas	CUB	13.21	Tom Andrews	USA	49.52	Jacek Wszola	POL	2.22		
1979	Andrey Prokofyev	URS	13.50	Harry Schulting	NED	48.44	Gerd Nagel	FRG	2.28		
1981	Larry Cowling	USA	13.65	David Lee	USA	49.05	Leo Williams	USA	2.25		
1983	Andrey Prokofyev	URS	13.46	Aleksandr Kharlov	URS	49.41	Igor Paklin	URS	2.31		
1985	Cletus Clark	USA	13.57	Tagir Zemskov	URS	49.38	Igor Paklin	URS	2.41		
1987	Jon Ridgeon	GBR	13.29	David Patrick	USA	48.75	James Lott	USA	2.30		
1989	Roger Kingdom	USA	13.26	Reggie Davis	USA	49.74	Javier Sotomayor	CUB	2.34		
1991	Elbert Ellis	USA	13.83	Derrick Adkins	USA	49.01	Hollis Conway	USA	2.37		
1993	Dietmar Koszewski	GER	13.48	Derrick Adkins	USA	49.35	Tony Barton	USA	2.30		
1995	Jonathan Nsenga	BEL	13.51	Kazuhiko Yamazaki	JPN	48.58	Dragutin Topić	YUG	2.29		
1997	Andrey Kislykh	RUS	13.44	Llewellyn Herbert	RSA	48.99	Lee Jin-taek	KOR	2.32		
1999	Terrence Trammell	USA	13.44	Paweł Januszewski	POL	48.64	Ben Challenger	GBR	2.30		
2001	Liu Xiang	CHN	13.33	Alwyn Myburgh	RSA	48.09	Aleksandr Kravtsov	RUS	2.28		
2003	Anselmo da Silva	BRA	13.68	Thomas Kortbeek	NED	48.95	Emilian Kaszczyk	POL	2.26		
2005	Mateus Inocêncio	BRA	13.45	Kenji Narisako	JPN	48.96	Aleksander Waleriańczyk	POL	2.30		
2007	Sergiy Demidyuk	UKR	13.33	Pieter Koekemoer	RSA	49.06	Aleksandr Shustov	RUS	2.31		
2009	Yin Jing	CHN	13.38	Tristan Thomas	AUS	48.75	Eduard Malchenko	CAN	2.23		
2011	Hansle Parchment	JAM	13.24	Jeshua Anderson	USA	49.03	Bogdan Bondarenko	UKR	2.28		
2013	Eddie Lovett	ISV	13.43	Martin Kučera	SVK	49.79	Sergey Mudrov	RUS	2.31		
2015	Greggmar Swift	BAR	13.43	Thomas Barr	IRL	48.78	Daniyil Tsyplakov	RUS	2.31		
2017	Balázs Baji	HUN	13.35	Juander Santos	DOM	48.65	Falk Wendrich	GER	2.29		
2019	Gabriel Constantino	BRA	13.22	Alison Brendom Alves dos Santos	BRA	48.57	Tihomir Ivanov	BUL	2.30		

Pole Vault

1957	Zenon Ważny	POL	4.40
1959	Noriaki Yasuda	JPN	4.35
1961	Dimitar Hlebarov	BUL	4.52
1963	Gennadiy Bliznetsov	URS	4.60
1965	John Pennel	USA	5.00
1967	Heinfried Engel	FRG	5.00
1970	Wolfgang Nordwig	GDR	5.46
1973	François Tracanelli	FRA	5.42
1975	François Tracanelli	FRA	5.20
1977	Władysław Kozakiewicz	POL	5.55
1979	Władysław Kozakiewicz	POL	5.60
1981	Konstantin Volkov	URS	5.75
1983	Konstantin Volkov	URS	5.65
1985	Rodion Gataullin	URS	5.75
1987	Viktor Spasov	URS	5.65
1989	Bernhard Zintl	FRG	5.65
1991	István Bagyula	HUN	5.80
1993	István Bagyula	HUN	5.70
1995	István Bagyula	HUN	5.70
1997	Khalid Lachheb	FRA	5.70
1999	Richard Spiegelburg	GER	5.60
2001	Aleksandr Averbukh	ISR	5.80
2003	Aleksandr Korchmyd	UKR	5.75
2005	Björn Otto	GER	5.80
2007	Alexander Straub	GER	5.60
2009	Aleksandr Gripich	RUS	5.60
2011	Łukasz Michalski	POL	5.75
2013	Sam Kendrick	USA	5.60
2015	Nikita Filippov	KAZ	5.50
2017	Diogo Ferreira	POR	5.55
2019	Ernest John Obiena	PHI	5.76

Long Jump

Dieter Witte	FRG	7.41
Attilio Bravi	ITA	7.46
Igor Ter-Ovanesyan	URS	7.90
Igor Ter-Ovanesyan	URS	7.95
Igor Ter-Ovanesyan	URS	8.19
Naoki Abe	JPN	7.71
Alan Lerwill	GBR	7.91
Valeriy Podluzhnyi	URS	8.15
Grzegorz Cybulski	POL	8.27
Nenad Stekić	YUG	7.97
Valeriy Podluzhnyi	URS	8.16
László Szalma	HUN	8.23w
Yussuf Alli	NGR	8.21
Jaime Jefferson	CUB	8.07
Mike Powell	USA	8.19
Jaime Jefferson	CUB	7.98
Alan Turner	USA	8.18w
Kareem Streete-Thompson	USA	8.22w
Kirill Sosunov	RUS	8.21
Iván Pedroso	CUB	8.40
Aleksey Lukashevich	YKR	8.16
Miguel Pate	USA	8.07
Valeriy Vasilyev	UKR	8.07
Vladimir Zyuskov	UKR	8.06
Robert Crowther	AUS	8.02
Kim Duk-Hyung	KOR	8.41w
Su Xiongfeng	CHN	8.17
Luis Rivera	MEX	8.46
Pavel Shalin	RUS	8.29w
Radek Juška	CZE	8.02
Yuki Hashioka	JPN	8.01

Triple Jump

Oleg Ryakhovskiy	URS	16.01
Oleg Ryakhovskiy	URS	15.74
Sorin Ioan	ROU	15.93
Satoshi Shimo	JPN	15.99
Henrik Kalocsai	HUN	16.36
Michael Sauer	FRG	16.07
Viktor Saneyev	URS	17.22
Mikhail Bariban	URS	17.20
Michał Joachimowski	POL	16.54
Anatoliy Piskulin	URS	17.30w
Willie Banks	USA	17.23
Zou Zhenxian	CHN	17.32
Ajayi Agbgbaku	NGR	17.26
Charles Simpkins	USA	17.86
Charles Simpkins	USA	17.16
Igor Lapshin	URS	17.40
Brian Wellman	BER	17.07
Tosi Fasinro	GBR	16.91
Andrey Kurennoy	RUS	17.30
Yoelbi Quesada	CUB	17.35
Yoelbi Quesada	CUB	17.40
Kenta Bell	USA	17.22
Gu Junjie	CHN	16.90
Aleksandr Sergeyev	RUS	16.72
Kim Deok-Hyung	KOR	17.02
Nelson Évora	POR	17.22
Nelson Évora	POR	17.31
Viktor Kuznetsov	UKR	17.01
Dmitriy Sorokin	RUS	17.29
Nazim Babayev	AZE	17.01
Nazim Babayev	AZE	16.89

Shot Put

1957	Oleg Ryakhovskiy	URS	16.57
1959	Hermann Lingnau	FRG	17.32
1961	Viktor Lipsnis	URS	18.00
1963	Zsygmond Nagy	HUN	18.44
1965	Randy Matson	USA	20.31
1967	Neal Steinhauer	USA	19.19
1970	Hartmut Briesenick	GDR	19.97
1973	Valeriy Voykin	URS	19.56
1975	Bishop Dolegiewicz	CAN	19.45
1977	Valcho Stoev	BUL	19.55
1979	Udo Beyer	GDR	20.49
1981	Mike Carter	USA	20.19
1983	Mike Carter	USA	19.74
1985	Remigius Machura	TCH	21.13
1987	Klaus Görmer	GDR	20.38
1989	Lars Arvid Nilson	NOR	20.37
1991	Aleksandr Klymenko	URS	19.35
1993	Aleksandr Klymenko	UKR	19.72
1995	Yuriy Belonog	UKR	19.70
1997	Yuriy Belonog	UKR	20.34
1999	Andy Bloom	USA	21.11
2001	Manuel Martínez	ESP	20.97
2003	Andrey Mikhnevich	BLR	20.76
2005	Tomasz Majewski	POL	20.60
2007	Maksim Sidorov	RUS	20.01
2009	Soslan Tsirikhov	RUS	19.59
2011	O'Dayne Richards	JAM	19.93
2013	Aleksandr Lesnoy	RUS	20.30
2015	Inderjeet Singh	IND	20.27
2017	Francisco Belo	POR	20.86
2019	Konrad Bukowiecki	POL	21.54

Discus Throw

Viktor Kompaneyets	URS	53.38
Antonios Kounadhis	GRE	53.07
Edmund Piątkowski	POL	59.15
Gaetano Dalla Pria	ITA	51.63
Lars Haglund	SWE	57.86
Gary Carlsen	USA	59.84
János Murányi	HUN	60.16
Viktor Zhurba	URS	61.60
Markku Tuokko	FIN	62.94
Nikolay Vikhor	URS	64.14
Wolfgang Schmidt	GDR	60.78
Armin Lemme	GDR	65.90
Luis Delís	CUB	69.46
Luis Delís	CUB	66.84
Randy Heisler	USA	62.38
Kamy Keshmiri	USA	65.40
Adewale Olukoju	NGR	61.48
Alexis Elizalde	CUB	62.98
Vitaliy Sidorov	UKR	62.16
Vladimir Dubrovshchik	BLR	66.40
Frantz Kruger	RSA	66.90
Aleksander Tammert	EST	65.19
Wu Tao	CHN	62.32
Gerd Kanter	EST	65.29
Gerhard Mayer	AUT	61.55
Mohammad Samimi	IRI	65.33
Märt Israel	EST	64.07
Ronald Julião	BRA	63.54
Philip Milanov	BEL	64.15
Reggie Jagers	USA	61.24
Matt Denny	AUS	65.27

Hammer Throw

Anatoliy Samotsvetov	URS	58.60
Gyula Zsivótzky	HUN	63.65
Gyula Zsivótzky	HUN	64.62
Gennadiy Kondrashov	URS	65.76
Gyula Zsivótzky	HUN	67.74
Yoshihisa Ishida	JPN	64.94
Jochen Sachse	GDR	72.34
Valentin Dmitriyenko	URS	72.42
Aleksey Spiridonov	URS	73.82
Emmanuil Dylulgerov	BUL	73.50
Klaus Ploghaus	FRG	75.74
Klaus Ploghaus	FRG	77.74
Jüri Tamm	URS	76.82
Heinz Weis	FRG	76.00
Igor Astapkovich	URS	78.46
Igor Astapkovich	URS	80.56
Ken Flax	USA	76.46
Vadim Kolesnik	UKR	77.00
Balázs Kiss	HUN	79.74
Balázs Kiss	HUN	79.42
Zsolt Németh	HUN	80.40
Nicola Vizzoni	ITA	78.41
Ivan Tikhon	BLR	82.77
Vadim Devyatovskiy	BLR	79.13
Aliaksandr Vashchyla	BLR	76.94
Yuriy Shayunov	BLR	73.74
Paweł Fajdek	POL	78.14
Paweł Fajdek	POL	79.99
Paweł Fajdek	POL	80.05
Paweł Fajdek	POL	79.16
Özkan Baltacı	TUR	75.98

Javelin Throw			Decathlon (Pentathlon in 1959)			20km Walk (10,000m track in 1957)		
1957	Viktor Tsybulenko	URS 80.63	-			Franciszek Szynska	POL	47:10.6
1959	Hermann Salomon	FRG 75.95	Vasiliy Kuznetsov	URS 4006	-			
1961	Gergely Kulcsár	HUN 77.65	Vasiliy Kuznetsov	URS 7918	-			
1963	Janis Lusis	URS 79.77	Manfred Pflugbeil	FRG 6487	-			
1965	Rolf Herings	FRG 79.26	Bill Toomey	USA 7566	-			
1967	Dave Travis	GBR 76.64	Hans-Joachim Walde	FRG 7819	-			
1970	Miklós Németh	HUN 81.94	Nikolay Avilov	URS 7803	-			
1973	Janis Zirnis	URS 80.08	Ryszard Skowronek	POL 7965	-			
1975	Gheorghe Megelea	ROU 81.30	Sepp Zeilbauer	AUT 7857	-			
1977	Vasiliy Yershov	URS 81.60	Sepp Zeilbauer	AUT 8097	-			
1979	Helmut Schreiber	FRG 88.68	Sepp Zeilbauer	AUT 8203	-			
1981	Dainis Kula	URS 89.52	Aleksandr Shablenko	URS 8055	Maurizio Damilano	ITA	1:26:47	
1983	Dainis Kula	URS 87.80	David Steen	CAN 8205	Guillaume Leblanc	CAN	1:24:03	
1985	Dumitru Negoita	ROU 84.62	Mike Ramos	URS 8071	Viktor Mostovik	URS	1:25:52	
1987	Marek Kaleta	URS 81.42	Siegfried Wentz	FRG 8348	Raffaello Ducceschi	ITA	1:25:02	
1991	Steve Backley	GBR 87.42	Steve Fritz	USA 8079	Robert Korzeniowski	POL	1:24:37	
1993	Louis Fouché	RSA 79.64	Sébastien Levicq	FRA 7874	Robert Korzeniowski	POL	1:22:01	
1995	Zhang Lianbiao	CHN 79.30	Deszö Szabó	HUN 8051	Daniel García	MEX	1:24:11	
1997	Marius Corbett	RSA 86.50	Roman Šebrle	CZE 8380	Ilya Markov	RUS	1:25:36	
1999	Eriks Rags	LAT 83.78	Raúl Duany	CUB 8050	Alejandro López	MEX	1:25:12	
2001	Eriks Rags	LAT 82.72	Raúl Duany	CUB 8069	Lorenzo Civallero	ITA	1:24:42	
2003	Igor Janik	POL 76.83	Romain Barras	FRA 8196	Stepan Yudin	RUS	1:23:34	
2005	Ainārs Kovals	LAT 80.67	Aleksandr Parkhomenko	BLR 8051	Juan Manuel Molina	ESP	1:24:06	
2007	Vadims Vasilevskis	LAT 83.92	Jacob Minah	GER 8099	Chu Yafei	CHN	1:24:37	
2009	Ainārs Kovals	LAT 81.58	Mikalai Shubianok	BLR 7960	Sergey Bakulin	RUS	1:20:52	
2011	Fatih Avan	TUR 83.79	Vasiliy Kharlamov	RUS 8166	Mikhail Ryzhov	RUS	1:24:26	
2013	Dmitriy Tarabin	RUS 83.11	Thomas van der Plaetsen	BEL 8164	Andrey Krivov	RUS	1:20:47	
2015	Tanel Laanmäe	EST 81.71	Thomas van der Plaetsen	BEL 7952	Dane Bird-Smith	AUS	1:21:30	
2017	Cheng Chao-Tsun	TPE 91.26	Kyle Cranston	AUS 7687	Toshikazu Yamanishi	JPN	1:27:30	
2019	Andrian Mardare	MDA 82.40	Aaron Booth	NZL 7827	Koki Ikeda	JPN	1:22:49	

4 x 100 Metres Relay			4 x 400 Metres Relay		
1957	France	41.4	FRG	3:16.9	
1959	Italy	41.0	FRG	3:09.5	
1961	USSR	41.22	FRG	3:10.56	
1963	Hungary	40.98	Great Britain & NI	3:12.02	
1965	FRG	39.9	Italy	3:08.5	
1967	Italy	39.8	FRG	3:06.7	
1970	Poland	39.2	United States	3:03.3	
1973	United States	39.10	United States	3:04.40	
1975	USSR	39.80	Poland	3:09.13	
1977	USSR	38.75	United States	3:01.2	
1979	Italy	38.42	United States	3:00.98	
1981	United States	38.70	USSR	3:02.75	
1983	United States	38.50	United States	3:01.24	
1985	Cuba	38.76	Cuba	3:02.20	
1987	United States	38.66	United States	3:01.78	
1989	United States	38.58	Jamaica	3:02.58	
1991	United States	39.10	United States	3:03.65	
1993	United States	38.65	United States	3:02.34	
1995	United States	38.96	United States	3:00.40	
1997	United States	38.48	United States	3:02.53	
1999	United States	38.55	United States	3:00.88	
2001	Japan	38.77	United States	3:02.83	
2003	Japan	39.45	Japan	3:03.15	
2005	Italy	39.25	Poland	3:02.57	
2007	Thailand	39.15	Poland	3:02.05	
2009	Russia	39.21	Australia	3:03.67	
2011	South Africa	39.25	Russia	3:04.51	
2013	Ukraine	38.56	Canada	3:05.26	
2015	Japan	39.08	Dominican Republic	3:05.05	
2017	Japan	38.65	Dominican Republic	3:04.34	
2019	Japan	38.92	Mexico	3:02.89	

WOMEN

100 Metres			200 Metres			400 Metres		
1957	Vera Krepkina	URS 11.8	Mariya Itkina	URS 24.6	-			
1959	Giuseppina Leone	ITA 11.7	Giuseppina Leone	ITA 23.8	-			
1961	Tatyana Shchelkanova	URS 11.78	Barbara Janiszewska	POL 24.44	-			
1963	Renate Lace	URS 11.91	Jutta Heine	FRG 24.60	-			
1965	Irena Kirszenstein	POL 11.3	Irena Kirszenstein	POL 23.5	-			
1967	Barbara Ferrell	USA 11.6	Gabrielle Meyer	FRA 23.8	Elisabeth Östberg	SWE 55.4		
1970	Renate Meissner	GDR 11.5	Renate Meissner	GDR 22.7	Maria Sykora	AUT 52.8		
1973	Mona-Lisa Pursiainen	FIN 11.41	Mona-Lisa Pursiainen	FIN 22.39	Nadezhda Ilyina	URS 52.04		
1975	Lyudmila Zharkova	URS 11.31	Pirjo Wilmi	FIN 23.38	Pirjo Wilmi	FIN 51.80		
1977	Lyudmila Storoshkova	BUL 11.21	Silvia Chivás	CUB 23.08	Rosalyn Bryant	USA 52.10		
1979	Marlies Göhr	GDR 11.00	Marita Koch	GDR 21.91	Mariya Kulchunova	URS 50.35		
1981	Beverley Goddard	GBR 11.35	Kathy Smallwood	GBR 22.78	Irina Baskakova	URS 51.45		
1983	Beverly Kinch	GBR 11.13w	Randy Givens	USA 22.47	Mariya Pinigina	URS 50.47		
1985	Irina Slyusar	URS 11.22	Grace Jackson	JAM 22.59	Tatyana Alekseyeva	URS 51.49		
1987	Gwen Torrence	USA 11.09	Gwen Torrence	USA 22.44	Denean Howard	USA 51.07		
1989	Liliana Allen	CUB 11.37	Galina Malchugina	URS 22.70	Ana Quirot	CUB 50.73		
1991	Chryste Gaines	USA 11.27	Wang Huei-Chen	TPE 23.22	Maicel Malone	USA 50.65		
1993	Dahlia Duhaney	JAM 11.56	Flirtisha Harris	USA 22.56w	Michelle Collins	USA 52.01		
1995	Melanie Paschke	GER 11.16	Du Xiujie	CHN 22.53	Olabisi Afolabi	NGR 50.50		
1997	Katerína Thánou	GRE 11.20	Yekaterina Leshchova	RUS 23.18	Allison Curbishley	GBR 50.84		
1999	Angela Williams	USA 11.19	Kim Gevaert	BEL 23.14	Ionela Tîrlea	ROU 49.88		
2001	Abiodun Oyepitan	GBR 11.42	Li Xuemei	CHN 22.86	Demetria Washington	USA 51.22		
2003	Qin Wangping	CHN 11.53	Yelena Bolsun	RUS 23.39	Tatyana Firova	RUS 51.81		
2005	Olga Khalandyreva	RUS 11.64	Natalya Ivanova	RUS 23.28	Natalya Nazarova	RUS 51.31		
2007	Johanna Manninen	FIN 11.46	Iryna Shtanhyeyeva	UKR 22.95	Olga Tereshkova	KAZ 51.62		
2009	Lina Grinčikaitė	LTU 11.31	Monique Williams	NZL 23.11	Fatou Binetou Fall	SEN 51.65		
2011	Carrie Russell	JAM 11.05	Anneisha McLaughlin	JAM 22.54	Olga Topilskaya	RUS 51.63		
2013	Aurieyall Scott	USA 11.28	Kimberly Hyacinthe	CAN 22.78	Kseniya Ustalova	RUS 50.60		
2015	Viktoriya Zybalkina	KAZ 11.23	Viktoriya Zybalkina	KAZ 22.77	Justine Palframan	RSA 51.27		
2017	Shashalee Forbes	JAM 11.18	Irene Siragusa	ITA 22.96	Małgorzata Hołub	POL 51.76		
2019	Dutee Chand	IND 11.32	Krystina Tsimanouskaya	BLR 23.00	Paola Morán	MEX 51.52		
800 Metres			1500 Metres			3000/5000 Metres (5000m from 1995)		
1957	Yelizaveta Yermolayeva	URS 2:12.3						
1959	Nicole Gouilleux	FRA 2:11.1	-					
1961	Antje Gleichfeld	FRG 2:07.76	-					
1963	Olga Kazi	HUN 2:05.9	-					
1965	Laine Erik	URS 2:06.2	-					
1967	Madeline Manning	USA 2:06.8	-					
1970	Gunhild Hoffmeister	GDR 2:01.8	-					
1973	Liliana Tomova	BUL 1:59.52	Paola Cacchi	ITA 4:10.69	-			
1975	Nina Morgunova	URS 2:01.94	Ellen Wellmann	FRG 4:08.72	Natalia Andrei	ROU 8:54.09		
1977	Tonka Petrova	BUL 1:57.6	Tonka Petrova	BUL 4:05.7	-			
1979	Nadezhda Mushta	URS 2:00.50	Natalia Mărășescu	ROU 4:13.9	-			
1981	Doina Melinte	ROU 1:57.81	Gabriella Dorio	ITA 4:05.35	Breda Pergar	YUG 8:53.78		
1983	Irina Podyalovskaya	URS 1:59.29	Gabriella Dorio	ITA 4:07.26	Maria Radu	ROU 9:04.32		
1985	Nadezhda Zvyagintseva	URS 1:58.59	Svetlana Kitova	URS 4:07.12	Cathy Branta	USA 9:02.75		
1987	Slobodanka Čolović	YUG 1:56.88	Paula Ivan	ROU 4:01.32	Paula Ivan	ROU 8:53.61		
1989	Ana Quirot	CUB 1:58.88	Paula Ivan	ROU 4:13.58	Paula Ivan	ROU 8:44.09		
1991	Inna Yevseyeva	URS 1:59.80	Sonia O'Sullivan	IRL 4:12.14	Iulia Beșliu	ROU 8:55.42		
1993	Amy Wickus	USA 2:03.72	Lynne Robinson	GBR 4:12.03	Clare Eichner	USA 9:04.32		
1995	Stella Jongmans	NED 2:02.13	Gabriela Szabo	ROU 4:11.73	Gabriela Szabo	ROU 15:29.86		
1997	Irina Nedelenko	UKR 2:00.21	Gabriela Szabo	ROU 4:10.31	Nnenna Lynch	USA 15:47.61		
1999	Yulyia Taranova	RUS 1:59.63	Elena Buhaiianu	ROU 4:13.04	Rie Ueno	JPN 15:51.24		
2001	Brigita Langerholc	SLO 2:00.96	Süreyya Ayhan	TUR 4:06.91	Dong Yanmei	CHN 15:30.28		
2003	Liliana Bărbulescu	ROU 2:00.06	Natalya Sidorenko	UKR 4:11.69	Eloise Poppett	AUS 15:47.19		
2005	Svetlana Klyuka	RUS 2:00.80	Olesya Syreva	RUS 4:12.69	Kim Smith	NZL 15:29.18		
2007	Yuliya Krevsun	UKR 1:57.63	Olesya Chumakova	RUS 4:09.32	Jessica Augusto	POR 15:28.78		
2009	Madeleine Pape	AUS 2:01.91	Marina Muncan	SRB 4:15.53	Sara Moreira	POR 15:32.78		
2011	Olga Zavhorodnya	UKR 1:59.56	Anna Mishchenko	UKR 4:05.91	Binnaz Uslu	TUR 15:41.15		
2013	Margarita Mukasheva	KAZ 1:58.96	Yelena Korobkina	RUS 4:08.13	Olga Golovkina	RUS 15:43.77		
2015	Angie Petty	NZL 1:59.06	Dorcus Ajok	UGA 4:18.53	Kristiina Mäki	CZE 16:03.29		
2017	Rose M. Almanza	CUB 2:02.21	Amela Terzić	SRB 4:19.18	Hanna Klein	GER 15:45.28		
2019	Catriona Bissett	AUS 2:01.20	Caterina Granz	GER 4:09.14	Jessica Judd	GBR 15:45.82		

10,000 Metres				Marathon/Half Marathon (From 1997)				3000 Metres Steeplechase			
1983	-			Sarah Rowell	GBR	2:47:36.2	-				
1985	Marina Rodchenkova	URS	32:58.45	Mami Fukao	JPN	2:44:55	-				
1987	Patty Murray	USA	33:11.26	Natalya Bardina	URS	2:46:30	-				
1989	Viorica Ghican	ROU	31:46.43	Irina Bogachova	URS	2:35:09	-				
1991	Anne-Marie Letko	USA	32:36.87	Miyako Iwai	JPN	2:36:27	-				
1993	Iulia Negură	ROU	32:22.99	Noriko Kawaguchi	JPN	2:37:47	-				
1995	Iulia Negură	ROU	32:28.25	Masako Kusakaya	JPN	2:53:03	-				
1997	Deena Drossin	USA	33:45.31	Mari Sotani	JPN	71:49	-				
1999	Leigh Daniel	USA	32:58.80	Rosaria Console	ITA	74:14	-				
2001	Dong Yanmei	CHN	32:45.14	Ham Bong-Sil	PRK	75:24	-				
2003	Natalia Cerchez	MDA	33:07.05	Machi Tanaka	JPN	73:06	-				
2005	Eri Sato	JPN	34:12.06	Lee Eun-Jung	KOR	74:31	Lívía Tóth	HUN	9:40.37		
2007	Kseniya Agafonova	RUS	32:20.94	Kim Kum Ok	PRK	72:31	Dobrinka Shalamanova	BUL	9:45.04		
2009	Kasumi Nishihara	JPN	33:14.62	Chisato Saito	JPN	73:44	Sara Moreira	POR	9:32.62		
2011	Fadime Suna	TUR	33:11.92	Ro Un Ok	PRK	76:38	Binnaz Uslu	TUR	9:33.50		
2013	Ayuko Suzuki	JPN	32:54.17	Mai Tsuda	JPN	73:12	Chantelle Groenewoud	CAN	9:51.17		
2015	Alla Kulyatina	RUS	32:52.27	Zhang Yingying	CHN	75:06	Yekaterina Sokolenko	RUS	9:25.77		
2017	Darya Maslova	KGZ	33:19.27	Yuki Munehisa	JPN	73:48	Tuğba Güvenç	TUR	9:51.27		
2019	Zhang Deshun	CHN	34:03.31	Yuka Suzuki	JPN	74:10	Alicja Konieczek	POL	9:41.46		

80/100 Metres Hurdles				400 Metres Hurdles				High Jump			
1957	Milka Babović	YUG	11.5	-	-	-	Iolanda Balaş	ROU	1.66		
1959	Nelli Yelisayeva	URS	11.1	-	-	-	Iolanda Balaş	ROU	1.80		
1961	Irina Press	URS	10.90	-	-	-	Iolanda Balaş	ROU	1.85		
1963	Jutta Heine	FRG	10.95	-	-	-	Taisiya Chenchik	URS	1.72		
1965	Danuta Straszynska	POL	10.6	-	-	-	Yordanka Blagoeva	BUL	1.65		
1967	Françoise Masse	FRA	11.3	-	-	-	Mami Takeda	JPN	1.68		
1970	Teresa Sukniewicz	POL	13.0	-	-	-	Snežana Hrepevnik	YUG	1.86		
1973	Grażyna Rabsztyn	POL	13.23	-	-	-	Virginia Ioan	ROU	1.84		
1975	Grażyna Rabsztyn	POL	13.14	-	-	-	Galina Filatova	URS	1.88		
1977	Grażyna Rabsztyn	POL	12.86	-	-	-	Sara Simeoni	ITA	1.92		
1979	Lucyna Langer	POL	12.62	-	-	-	Andrea Matay	HUN	1.94		
1981	Stephanie Hightower	USA	13.03	Anna Kastyetskaya	URS	55.52	Sara Simeoni	ITA	1.96		
1983	Natalya Petrova	URS	13.04	Yekaterina Fesenko	URS	54.97	Tamara Bykova	URS	1.98		
1985	Ginka Zagorcheva	BUL	12.71	Margarita Novitskaié	URS	55.33	Silvia Costa	CUB	2.01		
1987	Heike Theele	GDR	12.84	Nawal El Moutawakel	MAR	55.21	Svetlana Isaeva	BUL	1.95		
1989	Monique Ewanjé-Epée	FRA	12.65	Margarita Khromova	URS	57.03	Alina Astafei	ROU	1.91		
1991	Marina Azyabina	URS	12.95	Gretha Tromp	NED	55.30	Alison Inverarity	AUS	1.92		
1993	Dawn Bowles	USA	13.16	Heike Meissner	GER	56.10	Tanya Hughes	USA	1.95		
1995	Nicole Ramalalanirina	MAD	13.02	Heike Meissner	GER	55.57	Viktoriya Fyodorova	RUS	1.92		
1997	Angela Atete	NGR	13.19	Tatyana Tereshchuk	UKR	54.91	Amy Acuff	USA	1.98		
1999	Andria King	USA	13.04	Daimí Pernía	CUB	53.95	Monica Dinescu	ROU	1.95		
2001	Su Yiping	CHN	12.95	Natasha Danvers	GBR	54.94	Vita Palamar	UKR	1.96		
2003	Xu Jia	CHN	13.29	Maren Schott	GER	55.28	Dóra Györfy	HUN	1.94		
2005	Mirjam Liimask	EST	12.96	Marina Shiyan	RUS	55.14	Anna Chicherova	RUS	1.90		
2007	Yevgeniya Volodko	BLR	13.03	Tatyana Azarova	KAZ	55.52	Marina Aitova	KAZ	1.92		
2009	Nevin Yanit	TUR	12.89	Vania Stambolova	BUL	55.14	Ariane Friedrich	GER	2.00		
2011	Nia Ali	USA	12.85	Hanna Yaroshchuk	UKR	55.15	Brigetta Barrett	USA	1.96		
2013	Vashti Thomas	USA	12.61	Anna Ryzhykova	UKR	54.77	Kamila Lićwinko	POL	1.96		
2015	Danielle Williams	JAM	12.78	Joanna Linkiewicz	POL	55.62	Airiné Palšytė	LTU	1.84		
2017	Nadine Visser	NED	12.98	Ayomide Folorunso	ITA	55.63	Oksana Okuneva	UKR	1.97		
2019	Luminosa Bogliolo	ITA	12.79	Ayomide Folorunso	ITA	54.75	Yuliya Chumachenko	UKR	1.94		

Pole Vault				Long Jump				Triple Jump			
1957	-			Vera Kalashnikova	URS	6.03	-				
1959	-			Elżbieta Krzesińska	POL	5.94	-				
1961	-			Tatyana Shchelkanova	URS	6.49	-				
1963	-			Tatyana Shchelkanova	URS	6.48	-				
1965	-			Tatyana Shchelkanova	URS	6.42	-				
1967	-			Sheila Parkin	GBR	6.32	-				
1970	-			Heide Rosendahl	FRG	6.84	-				
1973	-			Margrit Olfert	GDR	6.63	-				
1975	-			Jarmila Nygrýnová	TCH	6.48	-				
1977	-			Jacqueline Curtet	FRA	6.38	-				
1979	-			Anita Stukané	URS	6.80	-				
1981	-			Tatyana Kolpakova	URS	6.83	-				
1983	-			Anișoara Cușmir	ROU	7.06w	-				
1985	-			Irina Valyukevich	URS	7.04	-				

<u>Pole Vault</u>				<u>Long Jump</u>				<u>Triple Jump</u>			
1987	-			Marieta Ilcu	ROU	6.81	-				
1989	-			Iolanda Chen	URS	6.729	-				
1991	-			Inessa Kravets	URS	6.87	Li Huirong	CHN	14.20		
1993	-			Mirela Dulgheru	ROU	6.69w	Niurka Montalvo	CUB	14.16w		
1995	-			Viktoriya Vershinina	UKR	6.76	Sárka Kaspárková	CZE	14.20		
1997	Emma George	AUS	4.40	Yelena Shevhovtsova	UKR	6.78	Yelena Govorova	UKR	14.23		
1999	Pavla Hamácková	CZE	4.25	Yelena Shevhovtsova	UKR	6.92	Yelena Govorova	UKR	14.99w		
2001	Gao Shuying	CHN	4.52	Murren Maggi	BRA	6.83	Tatyana Lebedeva	RUS	14.81		
2003	Tatyana Polnova	RUS	4.70	Irina Simagina	RUS	6.49	Oksana Rogova	RUS	14.16		
2005	Julia Hütter	GER	4.25	Lyudmila Kolchanova	RUS	6.79	Wang Ying	CHN	14.12		
2007	Aleksandra Kiryashova	RUS	4.40	Olga Rypakova	KAZ	6.85	Olga Saladukha	UKR	14.79		
2009	Jiřina Ptáčníková	CZE	4.55	Ivana Španović	SRB	6.64	Yarianna Martínez	CUB	14.40		
2011	Aleksandra Kiryashova	RUS	4.65	Anna Nazarova	RUS	6.72	Yekaterina Koneva	RUS	14.25		
2013	Anastasiya Savchenko	RUS	4.60	Darya Klishina	RUS	6.90	Yekaterina Koneva	RUS	14.82		
2015	Li Ling	CHN	4.45	Yuliya Pidluzhnaya	RUS	6.79	Yekaterina Koneva	RUS	14.60		
2017	Iryna Zhuk	BLR	4.40	Alina Rotaru	ROU	6.65	Neele Eckhardt	GER	13.91		
2019	Roberta Bruni	ITA	4.46	Maryna Bekh-Romanchuk	UKR	6.49	Olga Korsun	UKR	13.90		
Shot Put				Discus Throw				Hammer Throw			
1957	Galina Zybina	URS	15.75	Irina Beglyakova	URS	48.83	-				
1959	Lidiya Sharamovich	BUL	13.97	Györgyi Hegedus	HUN	46.76	-				
1961	Tamara Press	URS	17.12	Tamara Press	URS	58.06	-				
1963	Tamara Press	URS	17.29	Tamara Press	URS	55.90	-				
1965	Tamara Press	URS	18.31	Jolan Kontsek	HUN	55.66	-				
1967	Liesel Westermann	FRG	15.30	Liesel Westermann	FRG	59.22	-				
1970	Nadezhda Chizhova	URS	19.51	Karin Illgen	GDR	62.04	-				
1973	Nadezhda Chizhova	URS	20.82	Faina Melnik	URS	64.54	-				
1975	Elena Stoyanova	BUL	18.99	Mariya Vergova	BUL	65.28	-				
1977	Elena Stoyanova	BUL	19.98	Mariya Vergova	BUL	66.34	-				
1979	Ilona Slupianek	GDR	20.48	Svetlana Melnykova	URS	63.54	-				
1981	Helma Knorrscheidt	GDR	20.24	Florența Crăciunescu	ROU	67.48	-				
1983	Natalya Lisovskaya	URS	20.46	Florența Crăciunescu	ROU	64.56	-				
1985	Natalya Lisovskaya	URS	20.47	Maritza Martén	CUB	66.66	-				
1987	Natalya Lisovskaya	URS	20.48	Tsvetanka Khristova	BUL	67.96	-				
1989	Huang Zhihong	CHN	20.56	Hou Xuenmei	CHN	65.32	-				
1991	Svetlana Krivelyova	URS	19.62	Xiao Yanling	CHN	64.36	-				
1993	Zhou Tianhua	CHN	19.17	Renata Katewicz	POL	62.40	-				
1995	Wu Xianchun	CHN	18.31	Natalya Sadova	RUS	62.92	-				
1997	Irina Korzhanenko	RUS	19.39	Natalya Sadova	RUS	67.02	Mihaela Melinte	ROU	69.84		
1999	Yumileidi Cumbá	CUB	18.70	Nicoleta Gras	ROU	65.21	Mihaela Melinte	ROU	74.24		
2001	Yumileidi Cumbá	CUB	18.90	Li Qiumei	CHN	61.66	Manuela Montebrun	FRA	69.78		
2003	Li Fengfeng	CHN	18.55	Natalya Fokina	UKR	63.11	Liu Yinghui	CHN	69.05		
2005	Natallia Khoroneko	BLR	18.86	Wioletta Potępa	POL	62.10	Kamila Skolimowska	POL	72.75		
2007	Irina Tarasova	RUS	17.46	Yarelis Barrios	CUB	61.36	Daryia Pchelnyk	BLR	68.74		
2009	Mailin Vargas	CUB	18.91	Dani Samuels	AUS	62.48	Betty Heidler	GER	75.83		
2011	Irina Tarasova	RUS	18.02	Žaneta Glanc	POL	63.99	Éva Orbán	HUN	71.33		
2013	Irina Tarasova	RUS	18.75	Yelena Panova	RUS	56.86	Jeneva Stevens	USA	73.75		
2015	Lena Urbaniak	GER	18.00	Yuliya Maltseva	RUS	59.37	Hanna Skydan	AZE	70.67		
2017	Brittany Crew	CAN	18.34	Kristin Pudenz	GER	59.09	Malwina Kopron	POL	76.85		
2019	Sarah Mitton	CAN	18.31	Daisy Osakue	ITA	61.69	Iryna Klymets	UKR	71.75		
Javelin Throw				Pentathlon/Heptathlon (Hep from 1981)				5/10/20 Kilometres Walk			
1957	Maria Diti	ROU	52.38	-			-				
1959	Elvira Ozolina	URS	49.95	-			-				
1961	Yelena Gorchakova	URS	51.39	-			-				
1963	Almut Brömmel	FRG	49.61	-			-				
1965	Mihaela Peneș	ROU	59.22	Tatyana Shchelkanova	URS	4802	-				
1967	Ranae Bair	USA	52.98	Liese Prokop	AUT	4465	-				
1970	Daniela Jaworska	POL	56.16	Tatyana Kondrashova	URS	4884	-				
1973	Svetlana Korolyova	URS	62.00	Nadezhda Tkachenko	URS	4629	-				
1975	Nadezhda Yakubovich	URS	61.72	Jane Frederick	USA	4442	-				
1977	Nadezhda Yakubovich	URS	61.42	Valentina Dimitrova	BUL	4630	-				
1979	Eva Raduly	ROU	67.20	Yekaterina Smirnova	URS	4497	-				
1981	Petra Felke	GDR	65.20	Malgorzata Guzowska	POL	6198	-				
1983	Beate Peters	FRG	66.86	Yekaterina Smirnova	URS	6350	-				
1985	Ivonne Leal	CUB	71.82	Małgorzata Nowak	POL	6616	Aleksandra Grigoryeva	URS	22:21.10		
1987	Irina Kostyuchenkova	URS	66.72	Liliana Nastase	ROU	6364	Li Sujie	CHN	21:51.50		
1989	Silke Renk	GDR	66.10	Larisa Nikitina	URS	6847	Ileana Salvador	ITA	20:44		

<u>Javelin Throw</u>			<u>Pentathlon/Heptathlon (Hep from 1981)</u>			<u>5/10/20 Kilometres Walk</u>		
1991	Tatyana Shikolenko	URS 63.56	Birgit Clarius	GER 6419	Sari Essayah	FIN	44:04	
1993	Lee Young-sun	KOR 58.62	Urszula Włodarczyk	POL 6127	Long Yuwen	CHN	46:16.75	
1995	Felicia Tilea	ROU 62.16	Jane Jamieson	AUS 6123	Annarita Sidoti	ITA	43:22	
1997	Isel López	CUB 64.30	Mona Steigauf	GER 6546	Larisa Ramazanova	BLR	44:01	
1999	Ewa Rybak	POL 60.76	Tiffany Lott	USA 5959	Claudia Iovan	ROU	44:22	
2001	Osleidys Menéndez	CUB 69.82	Jane Jamieson	AUS 6041	Gao Hongmiao	CHN	43:20	
2003	Barbara Madejczyk	POL 56.23	Kylie Wheeler	AUS 6031	Tatyana Sibileva	RUS	1:34:55	
2005	Barbora Špotáková	CZE 60.73	Lyudmila Blonska	UKR 6297	Jiang Qiuyan	CHN	1:33:13	
2007	Buoban Phamang	THA 61.40	Viktorija Žemaitytė	LTU 5971	Jiang Qiuyan	CHN	1:35:22	
2009	Sunette Viljoen	RSA 62.52	Jessica Samuelsson	SWE 6004	Olga Mikhaylova	RUS	1:30:43	
2011	Sunette Viljoen	RSA 66.47	Olga Kurban	RUS 6151	Julia Takács	HUN	1:33:51	
2013	Mariya Abakumova	RUS 65.12	Laura Ikauniece	LAT 6321	Irina Yumanova	RUS	1:30:41	
2015	Tatsiana Khaladovich	BLR 60.45	Anna Maiwald	GER 5965	Anisya Kiryapkina	RUS	1:28:18	
2017	Marcelina Witek	POL 63.31	Verena Preiner	AUT 6224	Inna Kashyna	UKR	1:39:44	
2019	Liveta Jasiūnaitė	LTU 60.36	Miia Sillman	FIN 6209	Katie Hayward	AUS	1:33:30	

4 x 100 Metres Relay


1957	USSR	46.4
1959	USSR	46.9
1961	USSR	46.2
1963	USSR	46.50
1965	USSR	45.5
1967	France	46.5
1970	USSR	44.7
1973	USSR	43.99
1975	USSR	44.77
1977	USSR	43.16
1979	USSR	43.14
1981	United States	43.66
1983	United States	42.82
1985	United States	43.28
1987	United States	42.90
1989	United States	42.40
1991	United States	44.45
1993	United States	43.37
1995	United States	43.58
1997	United States	44.01
1999	United States	43.49
2001	PR of China	43.72
2003	PR of China	44.09
2005	Russia	43.62
2007	Finland	43.48
2009	Italy	43.83
2011	Ukraine	43.33
2013	Ukraine	42.77
2015	Kazakhstan	44.28
2017	Switzerland	43.81
2019	Switzerland	43.72

4 x 400 Metres Relay

-	
-	
-	
-	
-	
-	
-	
-	
-	
-	
USSR	3:26.65
USSR	3:24.97
USSR	2:25.96
United States	3:27.16
United States	3:26.48
United States	3:27.93
United States	3:26.18
Russia	3:28.32
Russia	3:27.93
United States	3:27.97
United States	3:28.04
Russia	3:31.63
Russia	3:27.47
Ukraine	3:29.59
Canada	3:33.09
Russia	3:27.16
Russia	3:26.61
Poland	3:31.98
Poland	3:26.75
Ukraine	3:30.82



**WORLD ATHLETICS
CHAMPIONSHIPS
OREGON 22**



WORLD AND CONTINENTAL RECORDS

(as at May 31, 2022)

ABBREVIATIONS & KEY (See also page 7)

WA = World Athletics world record; **WAu20** = World Athletics world under-20 record; **MX** = Mixed race (men and women together)
W = World best (unratified); **WO** = Women-only race; **Wu20** = Unratified world under-20 best
Wu18 = World under-18 best; **Wo35** = World over-35 best; **Wo40** = World over-40 best;
AFR = Africa; **ASI** = Asia; **CAC** = Central America & Caribbean (includes the countries with borders to Caribbean though not USA)
Com = Commonwealth; **EUR** = Europe; **NAM** = North America (CAN & USA); **OCE** = Oceania; **SAM** = South America

NOTES

This section shows world, area, Commonwealth and age records (where known) for all events on the world record lists shown under Competition rules 32 (world records), 33 (world under-20 records), 34 (world indoor records) & 35 (world under-20 indoor records). We shown separate records for North and Central America, whereas worldathletics.org have a single category, NACAC. Significant unratified best performances are also shown. The 20,000m, 25,000m and 30,000m track running events were deleted as world records by World Athletics from November 1, 2019. Where relevant, the pace is given for world record performances. If known, the time given is that of the runner who set the record, rather than the pacemaker.

A = made at altitude of 1000m or higher; **▲** = aided road course according to World Athletics Competition rule 31.21.2 (separation between start and finish points more than 50% of race distance) or 31.21.3 (decrease in elevation greater than one in a thousand);
Some areas do recognise additional marks in this category); **⚡** = awaiting ratification but otherwise valid; **h** = hand timing;
! = timing by photo-electric cell; **#** = not officially ratified; **X** = unratified due to incomplete doping control; **⊘** = not timed officially

Outright Records

In 1998, the then IAAF rule 260 was revised to allow world records to be set at a facility "with or without a roof" (in other words, indoors or outdoors). Accordingly, indoor marks superior to outdoor records and set since 1998 (not 2000 as originally noted) are listed on these pages in addition to outdoor bests. World Athletics Competition rule 31.12.1 now specifies that outright records may be set in any World Athletics certified athletics facility a competition area in compliance with World Athletics Technical rules.

The following websites have been references for the area records: **Africa**: www.caaweb.org; **Asia**: athleticsasia.org; **Europe**: www.european-athletics.org; **South America**: www.consudatle.org; **United States**: www.usatf.org; **North/Central American & Caribbean**: www.athleticsnacac.org; **Central America & Caribbean**: www.athlecac.org, though not updated since 2008 (the marks shown below are the best known by the compiler); **Oceania**, www.athletics-oceania.com

MEN

EVENT	MARK	Wind	NAME	COUNTRY	BORN	VENUE	DATE
100 Metres							
WA, CAC, Com	9.58	0.9	Usain Bolt (9.572, reaction 0.146)	JAM	21.8.86	Berlin	16 Aug 09
NAM	9.69	2.0	Tyson Gay	USA	9.8.82	Shanghai	20 Sep 09
AFR	9.77A	1.2	Ferdinand Omanyala	KEN	2.1.96	Nairobi	18 Sep 21
EUR	9.80	0.1	Lamont Marcell Jacobs	ITA	26.9.94	Tokyo	1 Aug 21
ASI	9.83	0.9	Su Bingtian	CHN	29.8.89	Tokyo	1 Aug 21
OCE	9.93	1.8	Patrick Johnson	AUS	26.9.72	Mito	5 May 03
SAM	10.00A	1.6	Robson da Silva	BRA	4.9.64	Ciudad de México	22 Jul 88
<i>Age records & best performances</i>							
Wu18	10.15	2.0	Anthony Schwartz	USA	5.9.00	Gainesville	31 Mar 17
Wu20	9.96A	1.9	Letsile Tebogo	BOT	7.6.03	Gaborone	30 Apr 22
WAu20	9.97	1.8	Trayvon Bromell	USA	10.7.95	Eugene	13 Jun 14
Wo35	9.87	-0.1	Justin Gatlin	USA	10.2.82	Stanford	30 Jun 19
Wo40	9.93	1.9	Kim Collins	SKN	5.4.76	Bottrop	29 May 16
200 Metres							
WA, CAC, Com	19.19	-0.3	Usain Bolt <i>Halves of 9.92 & 9.27</i>	JAM	21.8.86	Berlin	20 Aug 09
NAM	19.32	0.4	Michael Johnson	USA	13.9.67	Atlanta	1 Aug 96
AFR	19.68	0.4	Frankie Fredericks	NAM	2.10.67	Atlanta	1 Aug 96
EUR	19.72A	1.8	Pietro Mennea	ITA	28.6.52	Ciudad de México	12 Sep 79
SAM	19.81	-0.3	Alonso Edward	PAN	8.12.89	Berlin	20 Aug 09
ASI	19.88	0.9	Xie Zhenye	CHN	17.8.93	London (QE2 Park Stratford)	21 Jul 19
OCE	20.06A	0.9	Peter Norman	AUS	15.6.42	Ciudad de México	16 Oct 68
<i>Age records & best performances</i>							
WAu20	19.49 ^z	1.4	Erriyon Knighton	USA	29.1.04	Baton Rouge	30 Apr 22
also Wu18	19.84	0.3	Erriyon Knighton	USA	29.1.04	Eugene	27 Jun 21
Wo35	20.06A	2.0	Isaac Makwala	BOT	24.9.85	Nairobi	18 Sep 21
Wo40	20.64	1.3	Troy Douglas	NED	30.11.62	Utrecht	9 Aug 03
	20.64	0.7	Troy Douglas	NED	30.11.62	Paris (Saint-Denis)	27 Aug 03

EVENT	MARK	NAME	COUNTRY	BORN	VENUE	DATE
400 Metres						
WA, AFR, Com	43.03	Wayde van Niekerk <i>Halves of 20.5 & 22.6</i>	RSA	15.7.92	Río de Janeiro	14 Aug 16
NAM	43.18	Michael Johnson	USA	13.9.67	Sevilla	26 Aug 99
CAC	43.48	Steven Gardiner	BAH	12.9.85	Doha	4 Oct 19
ASI	43.93	Youssef Masrahi	KSA	31.12.87	Beijing	23 Aug 15
SAM	43.93	Anthony Zambrano	COL	17.1.98	Tokyo	2 Aug 21
EUR	44.33	Thomas Schönlebe	GDR	6.8.65	Roma	3 Sep 87
OCE	44.38	Darren Clark	AUS	6.9.65	Seoul	26 Sep 88
<i>Age records & best performances</i>						
Wu18	44.84A	Justin Robinson	USA	30.3.02	Albuquerque	8 Jun 19
WAu20	43.87	Steve Lewis	USA	16.5.69	Seoul	28 Sep 88
Wo35	44.47	Isaac Makwala	BOT	24.9.85	Chorzów	20 Jun 21
Wo40	46.96	Sandro Viana	BRA	26.3.77	Sao Bernardo do Campo	1 Jul 17
800 Metres						
WA, AFR, Com	1:40.91	David Rudisha <i>Pace – 200m: 23.5 400m: 49.28, 600m: 1:14.30</i>	KEN	17.12.88	London	9 Aug 12
EUR	1:41.11	Wilson Kipketer (ex-KEN)	DEN	12.12.70	Köln	24 Aug 97
SAM	1:41.77	Joaquim Cruz	BRA	12.3.63	Köln	26 Aug 84
NAM	1:42.34	Donavan Brazier	USA	15.4.97	Doha	1 Oct 19
ASI	1:42.79	Youssef Saad Kamel (ex-KEN)	BRN	29.3.83	Monaco	29 Jul 08
CAC	1:42.85	Norberto Téllez	CUB	22.1.72	Atlanta	31 Jul 96
OCE	1:44.11	Peter Bol	AUS	22.2.94	Tokyo	1 Aug 21
<i>Age records & best performances</i>						
Wu18	1:43.37	Mohammed Aman	ETH	10.1.94	Rieti	10 Sep 11
WAu20	1:41.73	Nijel Amos	BOT	15.3.94	London	9 Aug 12
Wo35	1:43.36	Johnny Gray	USA	19.6.60	Zürich	16 Aug 95
Wo40	1:48.05	Anthony Whiteman	GBR	13.11.71	Manchester	12 Jul 14
1000 Metres						
WA, AFR, Com	2:11.96	Noah Ngeny <i>Pace – 200m: 24.12; 400m: 49.66; 600m: 1:17.14; 800m: 1:44.62</i>	KEN	2.11.78	Rieti	5 Sep 99
EUR	2:12.18	Sebastian Coe	GBR	29.9.56	Oslo	11 Jul 81
NAM	2:13.9	Rick Wohluter	USA	23.12.48	Oslo	30 Jul 74
SAM	2:14.09	Joaquim Cruz	BRA	12.3.63	Nice	20 Aug 84
ASI	2:14.72	Youssef Saad Kamel (ex-KEN)	BRN	29.3.83	Stockholm	22 Jul 08
OCE	2:16.09	Jeff Riseley	AUS	11.11.86	Ostrava	17 Jun 14
CAC	2:17.0	Byron Dyce	JAM	27.3.48	København	15 Aug 73
<i>Age records & best performances</i>						
Wu18	2:17.44	Hamza Driouch	QAT	16.11.94	Sollentuna	9 Aug 11
Wu20	2:13.93	Abubaker Kaki	SUD	21.6.89	Stockholm	22 Jul 08
WAu20	2:15.00	Benjamin Kipkurui	KEN	28.12.80	Roma	17 Jul 99
Wo35	2:18.8+ [Ⓢ]	William Tanui	KEN	22.2.64	Roma	7 Jul 99
Wo40	2:24.93i	Vyacheslav Shabunin	RUS	27.9.69	Moskva	10 Jan 10
1500 Metres						
WA, AFR	3:26.00	Hicham El Guerrouj <i>Pace – 400m: 53.6; 800m: 1:50.5; 1000m: 2:18.5; 1100m: 2:32.8; 1200m: 2:46.4</i>	MAR	14.9.74	Roma	14 Jul 98
Com	3:26.34	Bernard Lagat	KEN	12.12.74	Bruxelles	24 Aug 01
EUR	3:28.32	Jakob Ingebrigtsen	NOR	19.9.00	Tokyo	7 Aug 21
ASI	3:29.14	Rashid Ramzi (ex-MAR)	BRN	17.7.80	Roma	14 Jul 06
NAM ^[1]	3:29.30	Bernard Lagat (ex-KEN)	USA	12.12.74	Rieti	28 Aug 05
OCE	3:29.51	Stewart McSweyn	AUS	1.6.95	Monaco	9 Jul 21
SAM	3:33.25	Hudson de Souza	BRA	25.2.77	Rieti	28 Aug 05
CAC	3:35.03	Maurys Castillo	CUB	19.10.84	Huelva	7 Jun 12
<i>Age records & best performances</i>						
Wu18 ^[2]	3:33.72	Nicholas Kemboi	KEN	18.12.89	Zürich	18 Aug 06
WAu20	3:28.81	Ronald Kwemoi	KEN	19.9.95	Monaco	18 Jul 14
Wo35	3:32.45	William Tanui	KEN	22.2.64	Athína	16 Jun 99
Wo40	3:40.20i+	Bernard Lagat (ex-KEN)	USA	12.12.74	New York	14 Feb 15
	3:41.87	Bernard Lagat (ex-KEN)	USA	12.12.74	Birmingham	7 Jun 15

1 USA Track & Field regard 3:27.40 Bernard Lagat KEN (12.12.74) Zürich 6 Aug 04 as their national record, even though the athlete was representing Kenya at the time

2 Previously listed was 3:32.97 Justus Soget KEN Nairobi 24 Jun 17, but Soget proved to be born on 22.10.99 and not 2001 as originally thought

EVENT	MARK	NAME	COUNTRY	BORN	VENUE	DATE
One Mile						
WA, AFR	3:43.13	Hicham El Guerrouj	MAR	14.9.74	Roma	7 Jul 99
		<i>Pace – 440y: 55.07; 880y: 1:51.58; 1320y: 2:47.91; 1500m: 3:28.21</i>				
Com	3:43.40	Noah Ngeny	KEN	2.11.78	Roma	7 Jul 99
EUR	3:46.32	Steve Cram	GBR	14.10.60	Oslo	27 Jul 85
NAM	3:46.91	Alan Webb	USA	13.1.83	Brasschaat	21 Jul 07
ASI	3:47.97	Dahame Najem Bashair (ex-David Nyaga KEN)	QAT	8.11.78	Oslo	29 Jul 05
OCE	3:48.37	Stewart McSweyn	AUS	1.6.95	Oslo	1 Jul 21
SAM	3:51.05	Hudson de Souza	BRA	25.2.77	Oslo	29 Jul 05
CAC	3:56.13	Daniel Herrera	MEX	29.11.92	Concord	1 Jun 17
<i>Age records & best performances</i>						
Wu18	3:54.56	Isaac Songok	KEN	25.4.84	Linz	20 Aug 01
WAu20	3:49.29	William Biwott (now Ilham Tanui Özbilen TUR)	KEN	5.3.90	Oslo	3 Jul 09
Wo35	3:51.38	Bernard Lagat (ex-KEN)	USA	12.12.74	London	6 Aug 11
Wo40	3:54.91i	Bernard Lagat (ex-KEN)	USA	12.12.74	New York	14 Feb 15
	3:57.91	Bernard Lagat (ex-KEN)	USA	12.12.74	London	25 Jul 15
2000 Metres						
WA, AFR	4:44.79	Hicham El Guerrouj	MAR	14.9.74	Berlin	7 Sep 99
		<i>Pace – 400m: 57.1; 800m: 1:55.4; 1000m: 2:24.1; 1600m: 3:49.60</i>				
Com	4:48.74	John Kibowen	KEN	21.4.69	Hechtel	1 Aug 98
EUR	4:50.01	Jakob Ingebrigtsen	NOR	19.9.00	Oslo	11 Jun 20
OCE	4:50.76	Craig Mottram	AUS	18.6.80	Melbourne	9 Mar 06
NAM	4:52.44	Jim Spivey	USA	7.3.60	Lausanne	15 Sep 87
ASI	4:55.57	Mohammed Suleiman	QAT	23.11.69	Roma	8 Jun 95
SAM	5:03.34	Hudson de Souza	BRA	25.2.77	Manaus	6 Apr 02
CAC	5:03.4	Arturo Barrios	MEX	12.12.63	Nice	10 Jul 89
<i>Age records & best performances</i>						
Wu18	4:56.86	Isaac Songok	KEN	25.4.84	Berlin	31 Aug 01
Wu20	4:56.25	Tesfaye Cheru	ETH	2.3.93	Reims	5 Jul 11
Wo35	4:54.74i	Bernard Lagat (ex-KEN)	USA	12.12.74	New York	15 Feb 14
	4:58.3+ ♀	William Tanui	KEN	22.2.64	Monaco	4 Aug 99
	4:59.19	Jim Spivey	USA	7.3.60	Paris	3 Jul 95
Wo40	5:13.41i	Vyacheslav Shabunin	RUS	27.9.69	Omsk	27 Dec 10
3000 Metres						
WA, AFR, Com	7:20.67	Daniel Komen	KEN	17.5.76	Rieti	1 Sep 96
		<i>Pace – 1000m: 2:54.9; 2000m: 4:53.4</i>				
EUR	7:26.62	Mohammed Mourhit (ex-MAR)	BEL	10.10.70	Monaco	18 Aug 00
OCE	7:28.02	Stewart McSweyn	AUS	1.6.95	Roma	17 Sep 20
NAM, Wo35	7:29.00	Bernard Lagat (ex-KEN)	USA	12.12.74	Rieti	29 Aug 10
ASI	7:30.76	Jamal Bilal Salem (ex-James Kipkemboi Katui KEN)	QAT	12.9.78	Doha	13 May 05
CAC	7:35.71	Arturo Barrios	MEX	12.12.63	Nice	10 Jul 89
SAM	7:39.70	Hudson de Souza	BRA	25.2.77	Lausanne	2 Jul 02
<i>Age records & best performances</i>						
Wu18	7:32.37	Abreham Cherkos	ETH	23.9.89	Lausanne	11 Jul 06
WAu20	7:28.19	Yomif Kejelcha	ETH	1.8.97	Paris (Saint-Denis)	27 Aug 16
Wo40	7:37.92i	Bernard Lagat (ex-KEN)	USA	12.12.74	Metz	25 Feb 15
	7:42.75	Bernard Lagat (ex-KEN)	USA	12.12.74	Luzern	14 Jul 15
5000 Metres						
WA, AFR, Com	12:35.36	Joshua Cheptegei	UGA	12.9.96	Monaco	14 Aug 20
		<i>Pace – 1000m: 2:31.87; 2000m: 5:03.77; 3000m: 7:35.14; 4000m: 10:05.46, 59.64 last lap</i>				
NAM	12:47.20	Mohammed Ahmed	CAN	5.1.91	Portland	10 Jul 20
EUR	12:48.45	Jakob Ingebrigtsen	NOR	19.9.00	Firenze	10 Jun 21
ASI	12:51.96	Albert Rop (ex-KEN)	BRN	17.7.92	Monaco	19 Jul 13
OCE	12:55.76	Craig Mottram	AUS	18.6.80	London	30 Jul 04
CAC	13:07.79	Arturo Barrios	MEX	12.12.63	London	14 Jul 89
SAM	13:19.43	Marilson dos Santos	BRA	6.8.77	Kassel	8 Jun 06
<i>Age records & best performances</i>						
Wu18	12:54.19	Abreham Cherkos	ETH	23.9.89	Roma	14 Jul 06
WAu20	12:43.02	Selemon Barega	ETH	20.1.00	Bruxelles	31 Aug 18
Wo35	12:53.60	Bernard Lagat (ex-KEN)	USA	12.12.74	Monaco	22 Jul 11
Wo40	13:06.78	Bernard Lagat (ex-KEN)	USA	12.12.74	Río de Janiero	20 Aug 16

EVENT	MARK	NAME	COUNTRY	BORN	VENUE	DATE
5 Kilometres Road						
WA, AFR	12:49	Berihu Aregawi	ETH	28.2.01	Barcelona	31 Dec 21
		<i>No intermediate times available</i>				
Com, Wu20	13:00	Sammy Kipketer	KEN	29.9.81	Carlsbad	26 Mar 00
Com	13:00	Sammy Kipketer	KEN	29.9.81	Carlsbad	1 Apr 01
ASI	13:07	Birhanu Balew (ex-ETH)	BRN	27.2.96	Herzogenaurach	30 Apr 22
EUR	13:14 _x	Yemaneberhan Crippa	ITA	15.10.96	Herzogenaurach	30 Apr 22
	13:18	Jimmy Gressier	FRA	4.5.97	Monaco	16 Feb 20
CAC	13:18	Armando Quintanilla	MEX	19.4.68	Carlsbad	31 Mar 96
OCE	13:20	Craig Mottram	AUS	18.6.80	Carlsbad	3 Apr 05
NAM	13:20	Ben True	USA	29.12.85	Boston	15 Apr 17
SAM	13:30	Valdenor dos Santos	BRA	21.12.69	Carlsbad	2 Apr 95
<i>Age records & best performances</i>						
Wu18	13:15	Abraham Cherkos	ETH	23.9.89	Carlsbad	9 Apr 06
Wo35	13:29	John Kibowen	KEN	21.4.69	Balmoral	8 May 04
Wo40	13:38	Bernard Lagat	USA	12.12.74	Carlsbad	3 Apr 16
10,000 Metres						
WA, AFR, Com	26:11.00	Joshua Cheptegei	UGA	12.9.96	Valencia	7 Oct 20
		<i>Pace – 1000m: 2:37.60; 2000m: 5:15.05; 3000m: 7:52.79; 4000m: 10:29.83; 5000m: 13:07.73; 6000m: 15:45.06; 7000m: 18:22.00; 8000m: 20:59.98; 9000m: 23:36.75. Last lap: 60.08</i>				
NAM	26:33.84	Grant Fisher	USA	22.4.97	San Juan Capistrano	6 Mar 22
ASI	26:38.76	Abdullah Ahmad Hassan (ex-Albert Chepkurui KEN)	QAT	4.4.81	Bruxelles	5 Sep 03
EUR	26:46.57	Mohamed Farah	GBR	23.3.83	Eugene	3 Jun 11
CAC	27:08.23	Arturo Barrios	MEX	12.12.63	Berlin	18 Aug 89
OCE	27:15.35	Jack Rayner	AUS	19.12.95	San Juan Capistrano	6 Mar 22
SAM	27:28.12	Marilson dos Santos	BRA	6.8.77	Neerpelt	2 Jun 07
<i>Age records & best performances</i>						
Wu18	27:02.81	Ibrahim Jeylan	ETH	12.6.89	Bruxelles	25 Aug 06
WAu20	26:41.75	Samuel Wanjiru	KEN	10.11.86	Bruxelles	26 Aug 05
Wo35	26:51.20	Haile Gebrselassie	ETH	18.4.73	Hengelo	24 May 08
Wo40	27:49.35	Bernard Lagat (ex-KEN)	USA	12.12.74	Stanford	1 May 16
10 Kilometres Road						
WA, AFR, Com	26:24	Rhonex Kipruto	KEN	12.10.99	Valencia	12 Jan 20
		<i>Pace – 5km: 13:18</i>				
EUR	27:13	Julien Wanders	SUI	18.3.96	Valencia	12 Jan 20
NAM	27:22 _▲	# Mark Nenow	USA	16.11.57	New Orleans	1 Apr 84
	27:48	Mark Nenow	USA	16.11.57	Phoenix	2 Mar 85
NAM, Wo40	27:48	# Bernard Lagat (ex-KEN)	USA	12.12.74	Manchester	10 May 15
OCE	27:28	Zane Robertson	NZL	14.11.89	Berlin	9 Oct 16
	27:28	Jake Robertson	NZL	14.11.89	New Orleans	1 Apr 18
ASI	27:35	# Abraham Cheroben (ex-KEN)	BRN	11.10.92	Utrecht	27 Sep 15
	27:44	Albert Rop (ex-KEN)	BRN	17.7.92	Utrecht	7 Oct 18
CAC	27:41	Arturo Barrios	MEX	12.12.63	Phoenix	1 Mar 86
SAM	27:48+	Marilson dos Santos	BRA	6.8.77	Udine	14 Oct 07
<i>Age records & best performances</i>						
Wu18	28:05	Abayneh Degu	ETH	1.12.98	Berlin	11 Oct 15
Wu20	26:46	Rhonex Kipruto	KEN	12.10.99	Praha	8 Sep 18
Wo35	27:29+	Gilbert Masai	KEN	20.5.81	København	18 Sep 16
Half Marathon						
WA, AFR, Com	57:31	Jacob Kiplimo	UGA	14.11.00	Lisboa	21 Nov 21
		<i>Pace – 7.6km: 20:44; 10km: 27:05; 14km: 38:10; 15km: 40:50 estimate; 17km: 45:53; 20km: 54:29</i>				
		<i>We're disregarding the 15km time of 40:27 originally reported</i>				
ASI	58:40	Abraham Cheroben (ex-KEN)	BRN	11.10.92	København	17 Sep 17
EUR	59:13	Julien Wanders	SUI	18.3.96	Ras Al Khaimah	8 Feb 19
SAM	59:33	Marilson dos Santos	BRA	6.8.77	Udine	14 Oct 07
NAM	59:41 _▲	# Terry Cotton	USA	7.8.54	Fontana	19 Apr 86
	59:43	Ryan Hall	USA	14.10.82	Houston	14 Jan 07
OCE	59:47	Zane Robertson	NZL	14.11.89	Marugame	1 Feb 15
CAC	60:14 _▲	Armando Quintanilla	MEX	19.4.68	Tokyo	21 Jan 96
	60:28	German Silva	MEX	9.1.68	Oslo	24 Sep 94
<i>Age records & best performances</i>						
Wu18	60:38	Faustin Baha	TAN	30.5.82	Lille	4 Sep 99
Wu20	59:16	Samuel Wanjiru	KEN	10.11.86	Rotterdam	11 Sep 05
Wo35	59:10 _▲	Paul Tergat	KEN	17.6.69	Lisboa	13 Mar 05
	59:31	Gilbert Masai	KEN	20.5.81	København	18 Sep 16
Wo40	60:41 _▲	Haile Gebrselassie	ETH	18.4.73	South Shields	15 Sep 13
	61:04	Mark Kiptoo	KEN	21.6.76	Azpeitia	24 Mar 18

EVENT	MARK	NAME	COUNTRY	BORN	VENUE	DATE
One Hour Track						
WA, EUR, Com, Wo35	21,330m	Mohamed Farah	GBR/ENG	23.3.83	Bruxelles	4 Sep 20
		<i>Pace – 2000m: 5:37; 4000m: 11:16; 6000m: 16:55; 8000m: 22:34; 10,000m: 28:11.9; 1200m: 33:51; 1400m: 39:30; 1600m: 45:07; 1800m: 50:43; 20,000m: 56:20.30</i>				
AFR	21,285m	Haile Gebrselassie	ETH	18.4.73	Ostrava	27 Jun 07
CAC	21,101m	Arturo Barrios (later USA)	MEX	12.12.63	La Flèche	30 Mar 91
NAM	20,547m	Bill Rodgers	USA	23.12.47	Boston	9 Aug 77
OCE	20,516m	Rob De Castella	AUS	27.2.57	Roma	17 Apr 82
ASI	20,410m	Seiji Kushibe	JPN	11.11.71	Tokyo	20 Oct 96
SAM	20,129m	# Victor Mora	COL	24.11.44	Essen	15 Aug 73
<i>Age records & best performances</i>						
Wo40	19,710m	Steve Moneghetti	AUS	26.9.62	Geelong	17 Dec 05
Marathon						
WA^[1], AFR, Com	2:01:39	Eliud Kipchoge	KEN	5.11.84	Berlin	16 Sep 18
		<i>Pace – 5km: 14.24; 10km: 29:01; 15km: 43:38; 20km: 57:56; Half Marathon: 61:06; 25km: 1:12:24; 30km: 1:26:45; 35km: 1:41:12; 40km: 1:55:32</i>				
EUR	2:03:36	Bashir Abdi	BEL	10.2.89	Rotterdam	24 Oct 21
ASI	2:04:43	El-Hassan El-Abbassi (ex-MAR)	BRN	13.4.84	Valencia	2 Dec 18
SAM	2:04:51	Daniel do Nascimento	BRA	28.7.98	Seoul	17 Apr 22
NAM	2:04:58	# Ryan Hall	USA	14.10.82	Boston	18 Apr 11
	2:05:38	Khalid Khannouchi (ex-MAR)	USA	22.12.71	London	14 Apr 02
CAC	2:07:19	Andrés Espinosa	MEX	4.2.63	Boston	18 Apr 94
	2:08:30	Dionisio Cerón	MEX	9.10.65	London	2 Apr 95
OCE	2:07:51	Rob de Castella	AUS	27.2.57	Boston	21 Apr 86
	2:08:16#	Steve Moneghetti	AUS	26.9.62	Berlin	30 Sep 90
<i>Age records & best performances</i>						
Wu18	2:11:43	Li He	CHN	3.3.84	Beijing	14 Oct 01
Wu20	2:04:32	Tsegaye Mekonnen	ETH	15.6.95	Dubai	24 Jan 14
Wo35	2:01:41	Kenenisa Bekele	ETH	13.6.82	Berlin	29 Sep 19
Wo40	2:06:25	Ayad Lamdassem	ESP	11.10.81	Sevilla	20 Feb 22
1 Unsanctioned exhibition event with one competitor in prototype shoes, shifts of pacemakers, a pacing vehicle, mobile refreshment deliveries:						
	1:59:41	Eliud Kipchoge	KEN	5.11.84	Wien	12 Oct 19
	(1:59:40.2)	<i>Pace – 5km: 14:14; 10km: 28:28; 15km: 42:34; 20km: 56:47; Half Marathon: 59:54; 25km: 1:10:59; 30km: 1:25:11; 35km: 1:39:23; 40km: 1:53:36</i>				
50 Kilometres Road						
WA, AFR, Com	2:40:13	Stephen Mokoka	RSA	31.1.85	Gqeberha	6 Mar 22
		<i>His pace – 5km: 16:28; 10km: 32:44; 15km: 49:03; 20km: 65:05; 25km: 1:21:03; 30km: 1:37:08; 35km: 1:52:53; 40km: 2:08:23; Marathon: 2:15:22</i>				
WA, AFR	2:42:07	Ketema Bekele	ETH	7.10.86	Gqeberha	23 May 21
		<i>His pace – 5km: 16:31; 10km: 32:49; 15km: 49:09; 20km: 65:13; 25km: 1:21:21; 30km: 1:37:25; 35km: 1:53:34; 40km: 2:09:46; Marathon: 2:16:35, extended time: 2:42:06.72</i>				
NAM	2:43:45	Josh Cox	USA	9.8.75	Tempe	16 Jan 11
EUR ^[1]	2:47:24	# Guillaume Ruel	FRA	12.11.97	Gqeberha	6 Mar 22
SAM	2:48:05	# Jose Pereira da Silva	BRA	5.7.74	Rio Grande	15 Feb 09
OCE	2:50:49	# Dion Finocchiaro	AUS	30.8.88	Box Hill	29 Nov 20
ASI	2:51:27	# Nao Kazami	JPN	9.4.83	Brasov	1 Sep 19
CAC	3:03:20	Luis Roberto Meier	MEX		Jalisco	15 Apr 18
<i>Age records & best performances</i>						
Wo35	2:42:14	Jonas Makhele	RSA	10.12.81	Gqeberha	23 May 21
Wo40	2:48:39+	Gery Thys	RSA	12.11.71	Cape Town	7 Apr 12
1 2:45:00 is the 'target performance' of European Athletics for their initial record						
100 Kilometres Road						
W, EUR	6:03:51 ^[1]	Jean-Paul Praet	BEL	8.11.55	Torhout	21 Jun 86
WA, ASI, Wo35	6:09:14	Nao Kazami	JPN	9.4.83	Lake Saroma	24 Jun 18
NAM	6:09:26	Jim Walmsley	USA	17.1.90	Chandler	23 Jan 21
EUR	6:15:30 ^[2]	# Jean-Paul Praet	BEL	8.11.55	Torhout	24 Jun 89
EUR, Wo40	6:18:24	Mario Ardemagni	ITA	2.4.63	Winschoten	11 Sep 04
SAM	6:18:09	# Valmir Nunes	BRA	16.1.64	Winschoten	16 Sep 95
Com	6:19:20	Stephen Way	GBR/ENG	6.7.74	Gravesend	3 May 14
AFR	6:24:06	Bongmusa Mthembu	RSA	27.6.83	Los Alcázares	27 Nov 16
OCE	6:29:26	Tim Sloan	AUS	29.7.67	Ross-Richmond	23 Apr 95
CAC	6:51:52	# Alfonso Ansaldo	MEX	30.9.55	Genf	4 Nov 84
1 Uncertified course						
2 Set during Praet's suspension for having competed in South Africa						

EVENT	MARK	Wind	NAME	COUNTRY	BORN	VENUE	DATE
3000 Metres Steeplechase (Hurdles of 91.4cm/3')							
WA ^[1] , ASI	7:53.63		Saif Saaeed Shaheen (ex-Stephen Cheronno KEN) <i>Pace – 1000m: 2:36.13; 2000m: 5:18.09</i>	QAT	15.10.82	Bruxelles	3 Sep 04
AFR ^[1] , Com	7:53.64		Brimin Kipruto	KEN	31.7.85	Monaco	22 Jul 11
EUR	8:00.09		Mahiedine Mekhissi-Benabbad	FRA	15.3.85	Paris (Paris (Saint-Denis))	6 Jul 13
NAM	8:00.45		Evan Jager	USA	8.3.89	Paris (Paris (Saint-Denis))	4 Jul 15
OCE	8:14.05		Peter Renner	NZL	27.10.59	Koblentz	29 Aug 84
SAM	8:14.41		Wander Moura	BRA	22.2.69	Mar del Plata	22 Mar 95
CAC	8:25.69		Salvador Miranda	MEX	22.8.71	Barakaldo	8 Jul 00
<i>Age records & best performances</i>							
Wu18	8:12.28		Getnet Wale	KEN	16.7.00	Hengelo	11 Jun 17
WAu20	7:58.66		Stephen Cheronno (now Saif Saaeed Shaheen QAT)	KEN	15.10.82	Bruxelles	24 Aug 01
Wo35	8:04.95		Simon Vroemen	NED	11.5.69	Bruxelles	26 Aug 05
Wo40	8:38.40		Angelo Carosi	ITA	20.1.64	Firenze	11 Jul 04
1 7:53.17 Brahim Boulami MAR (20.4.72) Zürich 16 Aug 02 – Doping-disqualified performance							
110 Metres Hurdles (Seniors: 106.7cm/3'6"; Under-20s: 99cm/3'3.02"-3'3.37"; Under-18s: 91.4cm/3')							
WA, NAM	12.80	0.3	Aries Merritt	USA	24.7.85	Bruxelles	7 Sep 12
CAC	12.87	0.9	Dayron Robles	CUB	19.11.86	Ostrava	12 Jun 08
ASI	12.88	1.1	Liu Xiang	CHN	13.7.83	Lausanne	11 Jul 06
Com	12.90	0.7	Omar McLeod	JAM	25.4.94	Kingston	24 Jun 17
EUR	12.91	0.5	Colin Jackson	GBR	18.2.67	Stuttgart	20 Aug 93
AFR	13.11	1.8	Antonio Alkana	RSA	12.4.90	Praha	5 Jun 17
SAM	13.18	0.8	Gabriel Constantino	BRA	9.2.95	Székesfehérvár	9 Jul 19
OCE	13.29	0.6	Kyle Vander-Kuyp	AUS	30.5.71	Göteborg	11 Aug 95
<i>Age records & best performances</i>							
Wu18 (91.4cm)	12.87	1.6	Sasha Zhoya	AUS	25.6.02	Angers	6 Jul 19
(99cm)	13.29	-1.0	Wilhem Belocian	FRA	22.6.95	Barcelona	12 Jul 12
(106.7cm)	13.32	0.7	Dejour Russell	JAM	1.4.00	Kingston	24 Jun 17
WAu20 (106.7cm)	13.12	1.6	Liu Xiang	CHN	13.7.83	Lausanne	2 Jul 02
WAu20 (99cm)	12.72A	1.0	Sasha Zoya	FRA	25.6.02	Nairobi	21 Aug 21
Wo35	12.96	0.4	Allen Johnson	USA	1.3.71	Athína	17 Sep 06
Wo40 (106.7cm)	13.73	0.4	David Ashford	USA	24.1.63	Carolina	11 Jul 03
400 Metres Hurdles (Seniors & Under-20s: 91.4cm/3'; Under-18s: 84cm/2'9")							
WA, EUR	45.94		Karsten Warholm	NOR	28.2.96	Tokyo	3 Aug 21
NAM	46.17		Rai Benjamin (ex-ANT)	USA	27.7.97	Tokyo	3 Aug 21
SAM	46.72		Alison dos Santos	BRA	3.6.00	Tokyo	3 Aug 21
ASI	46.98		Abderrahman Samba	QAT	5.9.95	Paris (Charléty)	30 Jun 18
CAC, Com	47.02		Rai Benjamin (now USA)	ANT	27.7.97	Eugene	8 Jun 18
AFR	47.10		Samuel Matete	ZAM	27.7.68	Zürich	7 Aug 91
OCE	48.28		Rohan Robinson	AUS	15.11.71	Atlanta	31 Jul 96
<i>Age records & best performances</i>							
Wu18 (84cm)	48.84A		Sokwakhana Zazini	RSA	23.1.00	Pretoria	17 Mar 17
(91.4cm)	48.89		LJ van Zyl	RSA	20.7.85	Kingston	19 Jul 02
WAu20	47.85		Sean Burrell	USA	23.2.02	Eugene	11 Jun 21
Wo35	48.10		Felix Sánchez	DOM	30.8.77	Moskva	13 Aug 13
Wo40	49.69		Danny McFarlane	JAM	14.2.72	Kingston	29 Jun 12
High Jump							
WA, CAC	2.45		Javier Sotomayor <i>Series – 2.23-1, 2.32-1, 2.38-1, 2.45-2</i>	CUB	13.10.67	Salamanca	27 Jul 93
ASI	2.43		Mutaz Essa Barshim	QAT	24.6.91	Bruxelles	5 Sep 14
EUR ^[1]	2.42i	#	Carlo Thränhardt	FRG	5.7.57	Berlin	26 Feb 88
	2.42		Patrik Sjöberg	SWE	5.1.65	Stockholm	30 Jun 87
	2.42	#	Bogdan Bondarenko	UKR	30.8.89	New York	14 Jun 14
NAM	2.40i	#	Hollis Conway	USA	8.1.67	Sevilla	10 Mar 91
	2.40		Charles Austin	USA	19.12.67	Zürich	7 Aug 91
NAM, Com	2.40		Derek Drouin	CAN	6.3.90	Des Moines	25 Apr 14
AFR	2.38		Jacques Freitag	RSA	11.6.82	Oudtshoorn	5 Mar 05
OCE	2.36		Tim Forsyth	AUS	17.8.73	Melbourne	2 Mar 97
	2.36		Brandon Starc	AUS	24.11.93	Eberstadt	26 Aug 18
SAM	2.33A		Gilmar Mayo	COL	3.9.69	Pereira	17 Oct 94
<i>Age records & best performances</i>							
Wu18	2.33		Javier Sotomayor	CUB	13.10.67	La Habana	19 May 84

EVENT	MARK	Wind	NAME	COUNTRY	BORN	VENUE	DATE
WAu20	2.37		Dragutin Topić	YUG/SRB	12.3.71	Plovdiv	12 Aug 90
	2.37		Steve Smith	GBR	29.3.73	Seoul	20 Sep 92
Wo35	2.31		Dragutin Topić	SRB	12.3.71	Kragujevac	28 Jul 09
	2.31		Jamie Nieto	USA	2.11.76	New York	9 Jun 12
Wo40	2.28		Dragutin Topić	SRB	12.3.71	Beograd	20 May 12
1 2.42i Ivan Ukhov RUS (29.3.86) Praha 25 Feb 14 – Doping-disqualified performance							
Pole Vault							
WA, EUR	6.20i		Armand Duplantis (ex-USA)	SWE	10.11.99	Beograd	20 Mar 22
<i>Series – 5.60-1, 5.85-1, 5.95-1, 6.05-1, 6.20-3</i>							
W (Outdoor best)	6.15		Armand Duplantis (ex-USA)	SWE	10.11.99	Roma	17 Sep 20
OCE, Com	6.06i		Steven Hooker	AUS	16.7.82	Boston (Roxbury)	7 Feb 09
(Outdoor best)	6.05	#	Dmitri Markov (ex-BLR)	AUS	14.3.75	Edmonton	9 Aug 01
NAM	6.06		Sam Kendricks	USA	7.9.92	Des Moines	27 Jul 19
AFR	6.03		Okkert Brits	RSA	22.8.73	Köln	18 Aug 95
SAM	6.03		Thiago Braz	BRA	16.12.93	Río de Janiero	15 Aug 16
ASI	5.93		Ernest John Obiena	PHI	17.11.95	Innsbruck	11 Sep 21
CAC	5.90		Lázaro Borges	CUB	19.6.86	Daegu	29 Aug 11
<i>Age records & best performances</i>							
Wu18	5.56		Sasha Zoya	AUS	25.6.02	Sydney	1 Apr 19
WAu20	6.05		Armand Duplantis (ex-USA)	SWE	10.11.99	Berlin	12 Aug 18
Wo35	5.90i		Björn Otto	GER	16.10.77	Cottbus	30 Jan 13
	5.90i		Björn Otto	GER	16.10.77	Düsseldorf	8 Feb 13
	5.90		Björn Otto	GER	16.10.77	Eugene	1 Jun 13
Wo40	5.71i		Jeff Hartwig	USA	25.9.67	Jonesboro	31 May 08
	5.70		Jeff Hartwig	USA	25.9.67	Eugene	29 Jun 08
	5.70		Jeff Hartwig	USA	25.9.67	Karlsruhe	9 Jul 08
Long Jump							
WA, NAM	8.95	0.3	Mike Powell	USA	10.11.63	Tokyo	30 Aug 91
<i>Series – 7.85/0.2, 8.54/0.4, 8.29/0.9, foul, 8.95/0.3, foul</i>							
EUR	8.86A	1.9	Robert Emmiyan	URS/ARM	16.2.65	Tsakhkadzor	22 May 87
SAM	8.73	1.2	Irving Saladino	PAN	23.1.83	Hengelo	24 May 08
CAC	8.71	1.9	Iván Pedroso	CUB	17.12.72	Salamanca	18 Jul 95
Com	8.69	0.5	Tajay Gayle	JAM	2.8.96	Doha	28 Sep 19
AFR	8.65A	1.3	Luvo Manyonga	RSA	8.1.91	Potchefstroom	22 Apr 17
OCE	8.54	1.7	Mitchell Watt	AUS	25.3.88	Stockholm	29 Jul 11
ASI	8.48	0.6	Mohamed Al-Khuwalidi	KSA	19.6.81	Sotteville	2 Jul 06
<i>Age records & best performances</i>							
Wu18	8.28	1.8	Maykel D. Massó	CUB	8.5.99	La Habana	28 May 16
WAu20	8.35	1.1	Sergey Morgunov	RUS	9.2.93	Cheboksary	20 Jun 12
Wo35	8.50	1.9	Larry Myricks	USA	10.3.56	New York	15 Jun 91
	8.50	-1.3	Carl Lewis	USA	1.7.61	Atlanta	29 Jul 96
Wo40	7.68A	1.5	Aaron Sampson	USA	20.9.61	Cedar City	21 Jun 02
Triple Jump							
WA, EUR, Com	18.29	1.3	Jonathan Edwards	GBR/ENG	10.5.66	Göteborg	7 Aug 95
<i>18.16/1.3, 18.29/1.3, pass, pass, 17.49/0.8, pass. 6.05 hop, 5.22 step, 7.02 jump</i>							
NAM	18.21	0.2	Christian Taylor	USA	18.6.90	Beijing	27 Aug 15
CAC	18.08	0.0	Pedro Pablo Pichardo (now POR)	CUB	30.6.93	La Habana	28 May 15
AFR	18.07i		Hugues Fabrice Zango	BUR	25.6.93	Aubièrre	16 Jan 21
(Outdoors)	17.82	# 0.2	Hugues Fabrice Zango	BUR	25.6.93	Székesfehérvár	6 Jul 21
SAM	17.90	0.4	Jadel Gregório	BRA	16.9.80	Belém	20 May 07
ASI	17.59	0.0	Li Yanxi	CHN	26.6.84	Jinan	26 Oct 09
OCE	17.46	1.7	Ken Lorraway	AUS	6.2.56	London	7 Aug 82
<i>Age records & best performances</i>							
Wu18	17.41	1.0	Jordan A. Díaz	CUB	23.2.01	La Habana	8 Jun 18
WAu20	17.50	0.4	Volker Mai	GDR	3.5.66	Erfurt	23 Jun 85
Wo35	17.92	0.7	Jonathan Edwards	GBR	10.5.66	Edmonton	6 Aug 01
Wo40	17.32	1.1	Fabrizio Donato	ITA	14.8.76	Pierre-Bénite	9 Jun 17
Shot Put (Seniors: 7.26kg; Under-20s: 6kg; Under-18s: 5kg)							
WA, NAM	23.37		Ryan Crouser	USA	18.12.92	Eugene	18 Jun 21
<i>Series – 22.61, 22.55, 22.73, 23.37, foul, 22.62</i>							
EUR	23.06		Ulf Timmermann	GDR	1.11.62	Haniá	22 May 88
OCE, Com	22.90		Tomas Walsh	NZL	1 Mar 92	Doha	5 Oct 19
SAM	22.61		Darlan Romani	BRA	9.4.91	Stanford	30 Jun 19
AFR	21.97		Janus Roberts	RSA	10.3.79	Eugene	2 Jun 01
CAC	21.96		O'Dayne Richards	JAM	14.12.88	Rabat	16 Jul 17
ASI	21.49		Tajinder Pal Singh	IND	13.11.94	Patiala	21 Jun 21

EVENT	MARK	NAME	COUNTRY	BORN	VENUE	DATE
<i>Age records & best performances</i>						
Wu18 (5kg)	24.45	Jacko Gill	NZL	20.12.94	North Shore	19 Dec 11
(5.44kg)	21.90	Arnold Campbell	USA	15.11.66	Winter Park	28 May 83
(6kg)	22.31	Jacko Gill	NZL	20.12.94	North Shore	5 Dec 11
(7.26kg)	20.38	Jacko Gill	NZL	20.12.94	North Shore	5 Dec 11
Wu20 ^[1] (7.26kg)	21.14 #	Konrad Bukowiecki	POL	17.3.97	Oslo	9 Jun 16
WAu20 (7.26kg)	20.39A	Janus Robberts	RSA	10.3.79	Germiston	7 Mar 98
WAu20 ^[2] (6kg)	23.00	Jacko Gill	NZL	20.12.94	Auckland	18 Aug 13
Wo35	22.67	Kevin Toth	USA	29.12.67	Lawrence	19 Apr 03
Wo40	21.41	Brian Oldfield	USA	1.6.45	Innsbruck	22 Aug 85

1 This mark was not ratified now that under-20s use the 6kg implement, though if an under-20 exceeds the 6kg mark with a 7.26kg implement, then that would become the under-20 record

2 23.34 Konrad Bukowiecki POL (17.3.97) Bydgoszcz 19 Jul 16 – Doping-disqualified performance

Discus Throw (Seniors: 2kg; Under-20s: 1.75kg; Under-18s: 1.5kg)

WA, EUR	74.08	Jürgen Schult	GDR	11.5.60	Neubrandenburg	6 Jun 86
		<i>Series – 67.20, foul, foul, 74.08, foul, pass</i>				
NAM	72.34 ^[1]	Ben Plucknett	USA	13.4.54	Stockholm	7 Jul 81
	71.32 #	Ben Plucknett	USA	13.4.54	Eugene	4 Jun 83
CAC	71.06	Luis Delís	CUB	6.12.57	La Habana	21 May 83
Com	70.78	Fedrick Dacres	JAM	28.2.94	Rabat	16 Jun 19
AFR	70.32	Frantz Kruger (later FIN)	RSA	22.5.75	Salon-de-Provence	26 May 02
SAM	70.29	Mauricio Ortega	COL	4.8.94	Lovelhe	22 Jul 20
ASI	69.32	Ehsan Hadadi	IRI	21.1.85	Tallinn	3 Jun 08
OCE	68.20	Benn Harradine	AUS	14.10.82	Townsville	10 May 13

Age records & best performances

Wu18 (1.5kg)	77.50	Mykyta Nesterenko	UKR	15.4.91	Koncha-Zaspa	19 May 08
(1.75kg)	70.13	Mykyta Nesterenko	UKR	15.4.91	Halle	24 May 08
(2kg)	65.31	Mykyta Nesterenko	UKR	15.4.91	Tallinn	3 Jun 08
Wu20 (2kg) ^[1]	65.62	Werner Reiterer	AUS	27.1.68	Melbourne	15 Dec 87
WAu20 (1.75kg)	70.13	Mykyta Nesterenko	UKR	15.4.91	Halle	24 May 08
Wo35	71.56	Virgilijus Alekna	LTU	13.2.72	Kaunas	25 Jul 07
Wo40	70.28	Virgilijus Alekna	LTU	13.2.72	Klaipeda	23 Jun 12

1 Annulled by World Athletics due to doping violation, but accepted by USA Track & Field as a US record

2 The final ratified world under-20 record at 2kg was 63.64 Werner Hartmann FRG (20.4.59) Strasbourg 25 Jun 78

Hammer Throw (Seniors: 7.26kg; Under-20s: 6kg; Under-18s: 5kg)

WA, EUR	86.74	Yuriy Sedykh	UKR/RUS	11.6.55	Stuttgart	30 Aug 86
		<i>Series – 83.94, 85.28, 85.46, 86.74, 86.68, 86.62</i>				
ASI	84.86	Koji Murofushi	JPN	8.10.74	Praha	29 Jun 03
NAM	82.71 ^z	Rudy Winkler	USA	6.12.94	Eugene	20 Jun 21
	82.52	Lance Deal	USA	21.8.61	Milano	7 Sep 96
AFR	81.27	Mostafa Al-Gamal	EGY	1.10.88	Al-Qāhirah	21 Mar 14
Com	80.63	Chris Harmse	RSA	31.5.73	Durban	15 Apr 05
OCE	79.29	Stuart Rendell	AUS	30.6.72	Varazdin	6 Jul 02
CAC	78.68	Diego del Real	MEX	6.3.94	Monterrey	24 Apr 21
SAM	78.63	Wagner Domingos	BRA	26.3.83	Celje	19 Jun 16

Age records & best performances

Wu18 (5kg)	87.82	Myhaylo Kokhan	UKR	22.1.01	Győr	7 Jul 18
(7.26kg)	73.66	Vladislav Piskunov	UKR	7.6.78	Kyiv	11 Jun 94
Wu20 (7.26kg)	78.33	Olli-Pekka Karjalainen	FIN	7.3.80	Seinäjoki	5 Aug 99
WAu20, Wu18 (6kg)	85.57	Ashraf Amjad Al-Saifi	QAT	20.2.95	Barcelona	14 Jul 12
Wo35	83.62	Igor Astapkovich	BLR	4.1.63	Staiki	20 Jun 98
Wo40	82.23	Igor Astapkovich	BLR	4.1.63	Minsk	10 Jul 04

Javelin Throw (Seniors & under-20s: 800g; Under-18s: 700g)

WA, EUR	98.48	Jan Železný	CZE	16.6.66	Jena	25 May 96
		<i>Series – 87.76, 92.88, 98.48, 91.44, foul, 87.88</i>				
CAC, Com	93.07	Anderson Peters	GRN	21.10.97	Doha	13 May 22
AFR	92.72	Julius Yego	KEN	4.1.89	Beijing	26 Aug 15
ASI	91.36	Cheng Chao-Tsun	TPE	17.10.93	Taipei	26 Aug 17
NAM	91.29	Breaux Greer	USA	19.10.76	Indianapolis	21 Jun 07
OCE	89.02	Jarrold Bannister	AUS	3.10.84	Brisbane	29 Feb 08
SAM	84.70	Edgar Baumann	PAR	16.4.70	San Marcos	17 Oct 99

Age records & best performances

Wu18 (700g)	89.34	Braian Toledo	ARG	8.9.93	Mar del Plata	6 Mar 10
(800g)	79.96	Aki Parviainen	FIN	26.10.74	Pyhäselkä	12 Sep 91
WAu20	86.48	Neeraj Chopra	IND	24.12.97	Bydgoszcz	23 Jul 16
Wo35	92.80	Jan Železný	CZE	16.6.66	Edmonton	12 Aug 01
Wo40	85.92	Jan Železný	CZE	16.6.66	Göteborg	9 Aug 06

EVENT	MARK	NAME	COUNTRY	BORN	VENUE	DATE
Decathlon						
WA, EUR	9126	Kevin Mayer	FRA	10.2.92	Talence	16 Sep 18
		<i>100m: 10.55/0.3; LJ: 7.80/1.2; SP: 16.00; HJ: 2.05; 400m: 48.42 (4563 first day) 110mH: 13.75/-1.1; DT: 50.54; PV: 5.45; JT: 71.90; 1500m: 4:36.11 (4563 second day (sic))</i>				
NAM	9045	Ashton Eaton	USA	21.1.88	Beijing	29 Aug 15
Com	9018	Damian Warner	CAN	4.11.89	Tokyo	5 Aug 21
ASI	8725	Dmitriy Karpov	KAZ	23.7.81	Athína	24 Aug 04
CAC	8654	Leonel Suárez	CUB	1.9.87	La Habana	4 Jul 09
OCE	8649	Ash Moloney	AUS	13.3.00	Tokyo	5 Aug 21
AFR	8521	Larbi Bourrada	ALG	10.5.88	Río de Janeiro	18 Aug 16
SAM	8393	Carlos Eduardo Chinin	BRA	3.5.85	São Paulo	8 Jun 13
<i>Age records & best performances</i>						
Wu18 (senior implements)	8104h	Valter Külvet	EST	19.2.64	Viimsi	23 Aug 81
	7829	Valter Külvet	EST	19.2.64	Stockholm	13 Sep 81
(under-18 implements)	8002	Niklas Kaul	GER	11.2.98	Calí	16 Jul 15
WAu20 (under-20 implements)	8435	Niklas Kaul	GER	11.2.98	Grosseto	23 Jul 17
		<i>100m: 11.48; LJ: 7.20; SP: 15.37; HJ: 2.05; 400m: 48.42 (4170 first day) 110mH: 14.55; DT: 48.49; PV: 4.70; JT: 68.05; 1500m: 4:15.52 (4265 second day)</i>				
(senior implements)	8397	Torsten Voss	GDR	24.3.63	Erfurt	7 Jul 82
		<i>100m: 10.76; LJ: 7.66; SP: 14.41; HJ: 2.09; 400m: 48.37 (4441 first day) 110mH: 14.37; DT: 41.76; PV: 4.80; JT: 62.90; 1500m: 4:34.04 (3976 second day)</i>				
Wo35	8241	Kip Janvrin	USA	8.7.65	Eugene	22 Jun 01
Wo40	7525	Kip Janvrin	USA	8.7.65	San Sebastián	24 Aug 05
20,000 Metres Track Walk						
WA, CAC	1:17:25.6	Bernardo Segura	MEX	11.2.70	Bergen	7 May 94
		<i>Pace – 5000m: 19:10; 10,000m: 38:24; 15,000m: 57:47. 1 Hour: 15,577.3m</i>				
ASI	1:18:03.3	Bu Lingtang	CHN	12.8.70	Beijing	7 Apr 94
EUR	1:18:35.2	Stefan Johansson	SWE	11.4.67	Bergen	15 May 92
OCE, Com	1:19:48.1	Nathan Deakes	AUS	17.8.77	Brisbane	4 Sep 01
SAM	1:20:13.7	Caio Bonfim	BRA	19.3.91	Bragança Paulista	25 Apr 21
NAM	1:21:57.0	Evan Dunfee	CAN	28.9.90	Moncton	27 Jun 14
AFR	1:22:51.84	Hatem Ghoula	TUN	7.6.73	Leutkirch	8 Sep 94
<i>Age records & best performances</i>						
Wu18	1:24:28.3	Zhu Hongjun	CHN	18.8.83	Xi'an	15 Sep 99
Wu20	1:20:11.72	Li Gaobo	CHN	4.5.89	Wuhan	2 Nov 07
Wo35	1:19:42.1	Yohann Diniz	FRA	1.1.78	Bogny-sur-Meuse	25 May 14
Wo40	1:24:46.1	Ivan Trotskiy	BLR	27.5.76	Grodno	23 Jun 16
20 Kilometres Road Walk						
WA, ASI	1:16:36	Yusuke Suzuki	JPN	2.1.88	Nomi	15 Mar 15
		<i>Pace – 5km: 19:02; 6km: 22:53; 8km: 30:25; 10km: 38:06; 12K: 45:45; 14K: 53:13; 15km: 57:15; 16km: 61:07</i>				
EUR	1:16:43X	# Sergey Morozov	RUS	21.3.88	Saransk	8 Jun 08
EUR, Wo35	1:17:02	Yohann Diniz	FRA	1.1.78	Arles	8 Mar 15
SAM	1:17:21	Jefferson Pérez	ECU	1.7.74	Paris (Paris (Saint-Denis))23	
Aug 03						
OCE, Com	1:17:33	Nathan Deakes	AUS	17.8.77	Cixi	23 Apr 05
CAC	1:17:46	Julio Martínez	GUA	27.9.73	Eisenhüttenstadt	8 May 99
AFR	1:18:23A	Samuel Gathimba	KEN	26.10.87	Nairobi	18 Jun 21
NAM	1:19:20	Iñaki Gómez	CAN	16.1.88	Nomi	20 Mar 16
<i>Age records & best performances</i>						
Wu18	1:18:07	Li Gaobo	CHN	4.5.89	Cixi	23 Apr 05
Wu20	1:17:25 ^[1]	Sergey Shirobokov	ANA/RUS	16.2.99	Cheboksary	9 Jun 18
Wo40	1:20:20	Andriy Kovenko	UKR	25.11.73	Alushta	28 Feb 14
1. Set while Russia are suspended from World Athletics						
30,000 Metres Track Walk						
<i>To be deleted from the list of official World Athletics records, upon ratification of the initial record for 35,000m</i>						
WA, EUR	2:01:44.1	Maurizio Damilano	ITA	6.4.57	Cuneo	3 Oct 92
		<i>Pace – 5000m: 20:29.9; 10,000m: 40:41.0, 15,000m: 60:51.6, 20,000m: 1:20:55.4</i>				
NAM, Com	2:04:55.7	Guillaume Leblanc	CAN	14.4.62	Sept-Îles	16 Jun 90
OCE	2:09:20.4	Craig Barrett	NZL	16.11.71	North Shore City	19 Jul 98
AFR	2:19:21.31	Hatem Ghoula	TUN	7.6.73	Reims	12 Mar 11
ASI, CAC, SAM		Not established				
35,000 Metres Track Walk						
<i>The initial World Athletics world record in this event is to be set and recognised only after January 1, 2023, with a minimum standard of 2:22:00</i>						
W, EUR	2:31:10.5	German Skurygin	RUS	15.9.63	Izhevsk	9 Sep 01

EVENT	MARK	NAME	COUNTRY	BORN	VENUE	DATE
35 Kilometres Road Walk						
<i>The initial World Athletics world record in this event is to be set and recognised only after January 1, 2023, with a minimum standard of 2:22:00</i>						
W, EUR	2:21:31	# Vladimir Kanaykin	RUS	21.3.85	Sochi	19 Feb 06
		<i>Pace – 10km: 41:17; 20km: 1:21:20; 30km: 2:01:13</i>				
EUR	2:24:00	Is the 'target performance' of European Athletics for their initial record				
	2:26:16	# Alex Schwazer	ITA	26.12.84	Montalto Di Castro	24 Jan 10
ASI	2:26:40	Masatora Kawano	JPN	23.10.98	Wajima	17 Apr 22
OCE, Com	2:29:11+	# Nathan Deakes	AUS	17.8.77	Geelong	2 Dec 06
CAC	2:29:24	# José Luis Doctor	MEX	14.6.96	Dudince	23 Apr 22
SAM	2:30:46	José Montana	COL	21.3.92	Dudince	23 Apr 22
AFR	2:32:52	# Wayne Snyman	RSA	8.3.85	Cape Town	15 Jan 22
NAM	2:34:39+	# Evan Dunfee	CAN	28.9.90	Río de Janeiro	19 Aug 16
<i>Age records & best performances</i>						
Wu20	2:23:17	Vladimir Kanaykin	RUS	21.3.85	Sochi	8 Feb 04
Wo35	2:25:58	German Skurygin	RUS	15.9.63	Sochi	20 Feb 98
Wo40	2:28:00	German Skurygin	RUS	15.9.63	Sochi	8 Feb 04
50,000 Metres Track Walk						
WA, EUR	3:35:27.2	Yohann Diniz	FRA	1.1.78	Reims	12 Mar 11
		<i>Pace – 10km: 44:03; 20km 1:27:47; 30km: 2:11:13; 40km: 2:54:15</i>				
CAC	3:41:38.4	Raúl González	MEX	29.2.52	Bergen	25 May 79
OCE, Com	3:43:50.0	Simon Baker	AUS	6.2.58	Melbourne	9 Sep 90
ASI	3:48:13.7	Zhao Yongsheng	CHN	16.4.70	Bergen	7 May 94
NAM	3:52:21.0	Tim Berrett	CAN	23.1.65	Victoria, BC	29 Oct 00
SAM	3:57:58.0	Claudio dos Santos	BRA	16.10.77	Blumenau	20 Sep 08
AFR	4:21:44.5	Abdelwahab Ferguène	ALG	18.11.58	Toulouse	25 Mar 84
<i>Age records & best performances</i>						
Wu18	4:22:13.4	Bengt Simonsen	SWE	23.3.58	Göteborg	19 Oct 74
Wo35	3:49:29.7	Alain Lemercier	FRA	11.1.57	Franconville	3 Apr 94
Wo40	3:51:54.5	José Marin	ESP	21.1.50	Manresa	7 Apr 90
50 Kilometres Road Walk						
WA, EUR, Wo35	3:32:33	Yohann Diniz	FRA	1.1.78	Zürich	15 Aug 14
		<i>Pace – 10km: 43:44; 20km: 1:26:55; 30km: 2:09:20; 40km: 2:51:12</i>				
OCE, Com	3:35:47	Nathan Deakes	AUS	17.8.77	Geelong	2 Dec 06
ASI	3:36:06	Yu Chaohong	CHN	12.12.76	Nanjing	22 Oct 05
CAC	3:41:09	Erick Barrondo	GUA	14.6.91	Dudince	23 Mar 13
NAM	3:41:38	Evan Dunfee	CAN	28.9.90	Río de Janeiro	19 Aug 16
SAM	3:42:57A	Andrés Chocho	ECU	4.11.83	Ciudad Juárez	6 Mar 16
AFR	3:53:09	Marc Mundell	RSA	7.7.83	Dudince	20 Mar 21
<i>Age records & best performances</i>						
Wu18	3:45:46	Yu Guoping	CHN	13.6.86	Guangzhou	23 Nov 01
Wu20	3:41:10	Zhao Jianguo	CHN	19.1.88	Wajima	16 Apr 06
Wo40	3:37:43	Yohann Diniz	FRA	1.1.78	Alytus	19 May 19
4 x 100 Metres Relay						
WA, CAC, Com	36.84	Jamaica			London	11 Aug 12
		<i>Nesta Carter 10.1, Michael Frater 8.9, Yohan Blake 9.0, Usain Bolt 8.8</i>				
NAM ^[1]	37.10	United States			Doha	5 Oct 19
		<i>Christian Coleman 10.0, Justin Gatlin 9.0, Mike Rodgers 9.3, Noah Lyles 8.77</i>				
EUR	37.36	Great Britain & NI			Doha	5 Oct 19
		<i>Adam Gemili 10.2, Zharnel Hughes 8.8, Richard Kilty 9.5, Nethaneel Mitchell-Blake 8.91</i>				
ASI	37.43	Japan			Doha	5 Oct 19
		<i>Shuhei Tada 10.2, Kirara Shiraishi 9.0, Yoshihide Kiryu 9.2, Abdul Hakim Sani Brown 8.96</i>				
AFR	37.65	South Africa			Doha	4 Oct 19
		<i>Thando Dlodlo 10.3, Simon Magakwe 9.2, Clarence Munyai 9.2, Akani Simbine 8.96</i>				
SAM	37.72	Brazil			Doha	5 Oct 19
		<i>Rodrigo do Nascimento 10.4, Vitor dos Santos 9.1, Derick Silva 9.2, Paulo André de Oliveira 9.06</i>				
OCE	38.17	Australia			Göteborg	12 Aug 95
	38.17	Australia			London	10 Aug 12
		<i>Paul Henderson, Tim Jackson, Steve Brimacombe, Damien Marsh</i>				
		<i>Anthony Alozie, Isaac Ntiamoah, Andrew McCabe, Josh Ross</i>				
<i>Age records & best performances</i>						
Wu18	39.97	Jamaica			Willemstad	16 Apr 17
		<i>Michali Everett, Tyreke Wilson, Jevaughn Powell, Michael Stephens</i>				
WAu20	38.51A	South Africa			Nairobi	22 Aug 21
		<i>Mihlali Xotyeni, Sinesipho Dambile, Lucky Moleyane, Benji Richardson</i>				
W35	41.89	United States			Sacramento	17 Jul 11
		<i>Demitrius Snaer, Thachvu Ho, Lyndell Pittman, Antwon Dussett</i>				
W40	42.18	Great Britain 1			London	19 Aug 18
		<i>Jason Carty, Dominic Bradley, Mensah Elliott, Dwain Chambers</i>				

1 37.04 United States (Trell Kimmons 10.1, Justin Gatlin 8.9, Tyson Gay DQ (9.0), Ryan Bailey 9.0) London 11 Aug 12 – Doping-disqualified performance

EVENT	MARK	TEAM	VENUE	DATE
4 x 200 Metres Relay				
WA, CAC, Com	1:18.63	Jamaica <i>Nickel Ashmeade 20.5, Warren Weir 19.2, Jermaine Brown 19.6, Yohan Blake 19.4</i>	Nassau	24 May 14
NAM	1:18.68	Santa Monica Track Club/United States <i>Michael Marsh 20.0, Leroy Burrell 19.6, Floyd Heard 19.7, Carl Lewis 19.4</i>	Walnut	17 Apr 94
AFR	1:20.42	South Africa <i>Simon Magakwe, Chederick Van Wyk, Sinesipho Dambile, Akani Simbine</i>	Yokohama	12 May 19
EUR	1:20.66	France <i>Christophe Lemaitre, Yannick Fonsat, Ben Bassaw 19.8, Ken Romain 20.5</i>	Nassau	24 May 14
ASI	1:20.83	Shandong/PR of China <i>Wang Shengjie, Xie Yuqiang, Zhang Yaorong, Qiao Zhen</i>	Xi'an	23 Sep 21
	1:20.83	Guangdong/PR of China <i>Su Bingtian, Zhang Ruixian, Mo Youxue, Yan Haibin</i>	Xi'an	23 Sep 21
OCE	1:23.04	New South Wales/Australia <i>Scott Vassella, Shem Hollands, Dean Capobianco, Peter Vassella</i>	North Shore City	25 Jan 04
SAM	1:24.42	Guyana <i>Adam Harris, Winston George, Jeremy Bascom, Stephan Jamesoto</i>	Philadelphia	25 Apr 15
4 x 400 Metres Relay				
WA ^[1] , NAM ^[1]	2:54.29	United States <i>Andrew Valmon 44.5, Quincy Watts 43.6, Butch Reynolds 43.23, Michael Johnson 42.94</i>	Stuttgart	22 Aug 93
EUR	2:56.60	Great Britain & NI <i>Iwan Thomas WAL 44.92, Jamie Baulch WAL 44.19, Mark Richardson ENG 43.62, Roger Black ENG 43.87</i>	Atlanta	3 Aug 96
CAC, Com	2:56.72	Bahamas <i>Chris Brown 45.2, Demetrius Pinder 43.3, Michael Mathieu 44.25, Ramon Miller 44.01</i>	London	10 Aug 12
AFR	2:57.27	Botswana <i>Isaac Makwala 43.89, Baboloki Thebe 44.78, Zibani Ngozi 44.40, Bayapo Ndori 44.20</i>	Tokyo	7 Aug 21
SAM	2:58.56	Brazil <i>Claudinei da Silva 44.6, Anderson dos Santos 45.1, Eronilde de Araújo 45.0, Sanderlei Parrela 43.9</i>	Winnipeg	30 Jul 99
OCE	2:59.70	Australia <i>Bruce Frayne 45.38, Darren Clark 43.86, Gary Minihan 45.07, Rick Mitchell 45.39</i>	Los Angeles	11 Aug 84
ASI	3:00.25	India <i>Muhammed Anas Yahiya 45.67, Noah Nirmal Tom 45.06, Arokia Rajiv 44.84, P. A. Amoj Jacob 44.68</i>	Tokyo	6 Aug 21
<i>Age records & best performances</i>				
Wu18	3:11.66A	Trinidad & Tobago <i>Asa Guevara, Machel Cedenio, Ruebin Walters, Theon Lewis</i>	Morelia	1 Jul 12
Wu20	2:59.30AX	United States <i>Frederick Lewis 45.9, Matthew Boling 44.5, Matthew Moorer 45.2, Justin Robinson 43.7</i>	San José/CRC	21 Jul 19
WAu20	3:00.33	United States <i>Brian Herron 45.1, Zach Shinnick 45.1, Sean Hooper 44.73, Josephus Lyles 45.36</i>	Trujillo	23 Jul 17
W35	3:17.82	Great Britain & NI <i>Lawrence Baird, David Brown, Liam Collins, Richard Beardsell</i>	Lyon	16 Aug 15
W40	3:20.83	Sprint Force America/United States <i>Sal Allah 49.1, Kevin Morning 50.1, Edward Gonera 52.1, Ray Blackwell 49.5</i>	Philadelphia	28 Apr 01
1 2:54.20 United States (Jerome Young 44.3, Antonio Pettigrew DQ (43.2), Tyree Washington 43.5, Michael Johnson 43.2) Uniondale 22 Jul 98 – Doping-disqualified performance				
4 x 800 Metres Relay				
WA, AFR, Com	7:02.43	Kenya <i>Joseph Mutua 1:46.73, William Yampoy 1:44.38, Ismael Kombich 1:45.82, Wilfred Bungei 1:45.40</i>	Bruxelles	25 Aug 06
NAM	7:02.82	Santa Monica Track Club/United States <i>Jebreh Harris 1:47.05, Khadevis Robinson 1:44.03, Sam Burley 1:46.05, David Krumpfenacker 1:45.89</i>	Bruxelles	25 Aug 06
EUR	7:03.89	Great Britain & NI <i>Peter Elliott 1:49.14, Garry Cook 1:46.20, Steve Cram 1:44.54, Sebastian Coe 1:44.01</i>	London	30 Aug 82
ASI	7:06.66	Qatar <i>Majid Saeed Sultan 1:45.81, Salem Al-Badri 1:46.71, Abdulrahman Suleiman 1:45.89, Ali Abubaker Kamal 1:48.25</i>	Bruxelles	25 Aug 06
OCE	7:11.48	Australia <i>Joshua Ralph 1:49.6, Ryan Gregson 1:48.3, Jordan Williamsz 1:46.3, Jared West 1:47.3</i>	Nassau	24 May 14
CAC	7:15.28	George Mason University/Jamaica <i>Simon Bowen 1:49.7, Curtis Cornwall 1:49.5, Mario Vernon-Watson 1:48.2, Alex Morgan 1:47.9</i>	Philadelphia	30 Apr 94
SAM	7:47.3#	Sporting Club Pinheiros/Brazil <i>Carlos de José, Otto Neumann, Pedro Prado, José Azevedo</i>	São Paulo	21 Apr 65
<i>Age records & best performances</i>				
W35	7:51.47	Spain <i>Roberto Sotomayor, Octavio Pérez, Juan Ramón Pous, Juan Antonio Gil Martínez</i>	Madrid	14 May 16
W40	7:54.17	United States <i>John Hinton, Brian Pope, Kevin Paulk, Tony Young</i>	Eugene	27 Jun 04

EVENT	MARK	TEAM	VENUE	DATE
Distance Medley Relay (1200m - 400m - 800m - 1600m)				
WA, NAM	9:15.50	United States <i>Kyle Merber 2:53.56, Brycen Spratling 45.95, Brandon Johnson 1:44.75, Ben Blankenship 3:51.24</i>	Nassau	3 May 15
AFR, Com	9:15.56	Kenya <i>Elkana Angwenyi 2:50.8, Thomas Musembi 45.8, Alfred Kirwa Yego 1:46.2, Alex Kipchirchir 3:52.8</i>	Philadelphia	29 Apr 06
OCE	9:17.56	Australia <i>Ryan Gregson 2:48.66, Sean Wroe 45.96, Lachlan Renshaw 1:46.29, Jeff Riseley 3:56.66</i>	Philadelphia	30 Apr 11
EUR	9:24.07 #	Poland <i>Mateusz Demczyk 2:54.85, Łukasz Krawczuk 46.45, Adam Kszczot 1:46.04, Marcin Lewandowski 3:57.08</i>	Nassau	3 May 15
CAC	10:00.41	Mexico <i>Edgar Quiroz 3:03.66, José Fraire 48.15, Bryan Antonio Martínez 1:55.13, Christopher Sandoval 4:13.47</i>	Philadelphia	26 Apr 14
ASI, SAM		Not established		

1 European Athletics list this mark as a "Performance of Reference. Any performances equal to or better than this Performance of Reference can be ratified as a new European Record in case all the required conditions are met."

4 x 1500 Metres Relay

WA, AFR, Com	14:22.22	Kenya <i>Collins Cheboi 3:38.6, Silas Kiplagat 3:32.5, James Magut 3:38.8, Asbel Kiprop 3:32.4</i>	Nassau	25 May 14
NAM	14:34.97	Nike-Bowerman Track Club/USA <i>Evan Jager 3:39, Grant Fisher 3:37, Sean McGorty 3:38, Lopez Lomong 3:39</i>	Portland	31 Jul 20
EUR	14:38.8	FR of Germany <i>Thomas Wessinghage 3:38.8, Harald Hudak 3:40.2, Michael Lederer 3:42.6, Karl Fleschen 3:37.3</i>	Köln	17 Aug 77
OCE	14:40.4 #	New Zealand <i>Tony Pohill 3:42.9, John Walker 3:40.4, Rod Dixon 3:41.2, Dick Quax 3:35.9</i>	Oslo	22 Aug 73
	14:46.04	Australia <i>Ryan Gregson 3:39.3, Sam McEntee 3:44.9, Collis Birmingham 3:38.3, Jordan Williamsz 3:43.8</i>	Nassau	25 May 14
ASI	15:10.77	Qatar <i>Mohamad Al-Garni 3:43.0, Mohamed Hasim Salah 3:51.2, Abdelrahman Shagag Maaz 3:49.5, Ali Abubaker Kamal 3:47.1</i>	Nassau	25 May 14
SAM	15:38.4#	Chile <i>Ricardo Montero, Roberto Salmona, Pedro E. Warnke, Víctor Ríos</i>	Santiago de Chile	71
CAC	17:41.3	Universidad Católica Madre y Maestra/Dominican Republic	Santiago de los Caballeros	15 Mar 75

Road Relay

 (5km/10km/5km/10km/5km/7.195km)

WA, AFR, Com	1:57:06	Kenya <i>Josphat Ndambiri 13:24, Martin Mathathi 27:12, Daniel Mwangi 13:59, Mekubo Mogusu 27:56, Onesmus Nyerre 14:36, John Kariuki 19:59</i>	Chiba	23 Nov 05
ASI	1:58:58	Japan <i>Takayuki Sumiyama 13:34, Yuki Sato 27:52, Atsushi Sato 13:59, Kazuo Ietani 28:26, Michitaka Hosokawa 14:10, Takanobu Otsubo 20:57</i>	Chiba	23 Nov 05
NAM	1:59:08	United States <i>Ryan Hall 13:22, Matt Gonzales 28:15, Ian Dobson 13:46, Brian Sell 28:28, Fernando Cabada 14:11, Josh Moen 21:06</i>	Chiba	23 Nov 05
SAM	2:01:24 #	Brazil <i>Wander Moura 13:49, Vanderlei de Lima 29:10, Edgar de Oliveira 14:26, Delmir dos Santos 28:31, Tomix da Costa 14:26, Ronaldo da Costa 21:02</i>	København	14 Apr 96
EUR ^[1]	2:02:34 #	Russia <i>Yuriy Abramov 13:47, Yevgeny Rybakov 28:29, Pavel Naumov 14:19, Dmitry Maksimov 29:47, Sergey Ivanov 14:30, Anatoly Rybakov 21:42</i>	Chiba	23 Nov 05
OCE	2:03:13	Australia <i>Collis Birmingham 13:33, Lee Troop 28:50, Michael Shelley 14:08, Brett Cartwright 30:12, Liam Adams 14:56, Martin Dent 21:34</i>	Chiba	23 Nov 06
CAC	2:03:48	Mexico <i>David Galindo 14:07, Victor Rodríguez 30:15, Jesús Primo 14:55, Benjamin Paredes 29:35, Ruben García 14:24, Martín Rodríguez 20:32</i>	København	14 Apr 96

1 European Athletics list 2:03:12 Netherlands 23 Nov 94 as a "Performance of Reference. Any performances equal to or better than this Performance of Reference can be ratified as a new European Record in case all the required conditions are met."

Additional world best performances

 (in events which no longer have, or never had, World Athletics world record status)

50 Metres	5.47+	0.9	Usain Bolt	JAM	21.8.86	Berlin	16 Aug 09
60 Metres	6.29+	0.9	Su Bingtian	CHN	29.8.89	Tokyo	1 Aug 21
100 Yards	9.07+	-0.5	Asafa Powell	JAM	23.11.82	Ostrava	27 May 10
150 Metres (straight)	14.35	1.1	Usain Bolt	JAM	21.8.86	Manchester	17 May 09
150 Metres (bend)	14.44+	-0.3	Usain Bolt	JAM	21.8.86	Berlin	20 Aug 09
300 Metres	30.81		Wayde van Niekerk	RSA	15.7.92	Ostrava	28 Jun 17
500 Metres	59.32		Orestes Rodríguez	CUB	3.6.89	La Habana	5 Feb 13
600 Metres	1:12.81		Johnny Gray	USA	19.6.60	Santa Monica	24 May 86
Two Miles	7:58.61		Daniel Komen	KEN	17.5.76	Hechtel	19 Jul 97
10 Miles	44:24 ^[1]		Haile Gebrselassie	ETH	18.4.73	Tilburg	4 Sep 05
15 Kilometres Road	40:43+ ^[2]		Jacob Kiplimo	UGA	14.11.00	Ras Al Khaimah	19 Feb 22

EVENT	MARK	ATHLETE	COUNTRY	BORN	VENUE	DATE
20,000 Metres	56:20.02+ ^[3]	Bashir Abdi	BEL	10.2.89	Bruxelles	4 Sep 20
20 Kilometres Road	54:29+ ^[4]	Jacob Kiplimo	UGA	14.11.00	Lisboa	21 Nov 21
25,000 Metres	1:12:25.4+	Moses Mosop	KEN	17.7.85	Eugene	3 Jun 11
25 Kilometres Road	1:11:18	Dennis Kimetto	KEN	22.4.84	Berlin	6 May 12
30,000 Metres	1:26:47.4	Moses Mosop	KEN	17.7.85	Eugene	3 Jun 11
30 Kilometres Road	1:26:45+ ^[6]	Eliud Kipchoge	KEN	5.11.84	Berlin	16 Sep 18
35 Kilometres Road	1:41:12+	Eliud Kipchoge	KEN	5.11.84	Berlin	16 Sep 18
40 Kilometres Road	1:55:30+	Kenenisa Bekele	KEN	13.6.82	Berlin	29 Sep 19
100,000 Metres	6:05:41	Aleksandr Sorokin	LTU	30.9.81	Bedford	23 Apr 22
24 Hours (Track)	303,506m	Yiannis Kouros	AUS	13.2.56	Adelaide	5 Oct 97
2000 Metres SC	5:10.68	Mahiedine Mekhissi-Benabbad	FRA	15.3.85	Reims	30 Jun 10
200m Hurdles (straight)	21.9y 1.4	Don Styron	USA	18.3.40	Baton Rouge	2 Apr 60
	22.10 2.0	Andy Turner	GBR	19.9.80	Manchester	15 May 11
	22.10 1.8	LJ van Zyl	RSA	20.7.85	Manchester	9 May 15
200m Hurdles (bend)	22.55	Laurent Ottoz	ITA	10.4.70	Milano	31 May 95
	22.55 1.4	Yoshiro Watanabe	JPN	7.1.97	Izumi	1 Oct 17
300 Metres Hurdles	33.26	Karsten Warholm	NOR	28.2.96	Oslo	4 Jun 21
Pre-'86 Javelin Throw	104.80	Uwe Hohn	GDR	16.7.62	East Berlin	20 Jul 84
One Mile Walk	5:31.08	Tom Bosworth	GBR	17.1.90	London	9 Jul 17
3000 Metres Walk	10:30.28i	Tom Bosworth	GBR	17.1.90	Glasgow	25 Feb 18
	10:43.84	Tom Bosworth	GBR	17.1.90	London	21 Jul 18
5000 Metres Walk	18:05.49	Hatem Ghoula	TUN	7.6.73	Tunis	1 May 97
10,000 Metres Walk	37:25.21	Eiki Takahashi	JPN	19.11.92	Inzai	14 Nov 20
10 Kilometres Walk	37:11	Roman Rasskazov	RUS	28.4.79	Saransk	28 May 00
30 Kilometres Walk	2:01:13+ ^[7]	Vladimir Kanaykin	RUS	21.3.85	Sochi	19 Feb 06
2 Hours Walk	29,572m	Maurizio Damilano	ITA	6.4.57	Cuneo	4 Oct 92
4x110 Metres Hurdles	52.94	United States "Blue"	USA		Des Moines	25 Apr 15

Jason Richardson, Aleec Harris, Aries Merritt, David Oliver

Footnotes

- (10M) The Association of Road Racing Statisticians regard Gebrselassie's time to be 44:23 based on initially reported stopped times of 44:22.8, 44:23.0, and 44:23.1. The race organisers do not confirm these times and officially regard the time to be 44:24
- (15km) We're disregarding time of 40:27+ originally reported (but not confirmed) for Kiplimo during his 57:31 world half marathon record at Lisboa 21 Nov 21; worldathletics.org in turn do not show 40:43 Kiplimo, and list as their world best 41:05 Joshua Cheptegei UGA (12.9.96) Nijmegen 18 Nov 18
- (20,000m) worldathletics.org do not show 56:20.02+ Abdi and list as their world best 56:26.0+ Haile Gebrselassie ETH (18.4.73) Ostrava 27 Jun 07
- (20km) worldathletics.org do not show 54:29+ Kiplimo and list as their world best 55:21+ Zersenay Tadese ERI (1.1.82) Lisboa 21 Mar 10
- (25/30/35/40km) Unsanctioned exhibition event with one competitor, shifts of pacemakers, a pacing vehicle, mobile refreshment deliveries and with the use of prototype shoes:

25 Kilometres Road	1:10:59+	Eliud Kipchoge	KEN	5.11.84	Wien	12 Oct 19
30 Kilometres Road	1:25:11+	Eliud Kipchoge	KEN	5.11.84	Wien	12 Oct 19
35 Kilometres Road	1:39:23+	Eliud Kipchoge	KEN	5.11.84	Wien	12 Oct 19
40 Kilometres Road	1:53:36+	Eliud Kipchoge	KEN	5.11.84	Wien	12 Oct 19
- (30km) worldathletics.org do not show 1:26:45+ Kipchoge and list as their world best 1:27:13+ Eliud Kipchoge KEN (5.11.84) & Stanley Biwott KEN (21.4.86) London 24 Apr 16
- (30km Walk) worldathletics.org do not show 2:01:13+ Kanaykin and list as their world best 2:05:06 Nathan Deakes AUS (17.8.77) Hobart 27 Aug 06

Current World Athletics world under-20 records at other events

10,000m Walk	38:46.4	Viktor Burayev	RUS	23.8.82	Moskva	20 May 00
10 Kilometres Walk	37:44	Wang Zhen	CHN	24.8.91	Beijing	18 Sep 10

Former World Athletics world under-20 record event

2000 Metres SC	5:20.44	Ronald Kipchumba	KEN	8.10.87	Doha	13 May 05
----------------	---------	------------------	-----	---------	------	-----------

Additional world under-18 bests

2000 Metres SC	5:19.99	Meresa Kahsay	ETH	23.5.96	Donetsk	12 Jul 13
Octathlon	6491	Jake Stein	AUS	17.1.94	Lille	7 Jul 11
		<i>100m: 11.52/-0.5; LJ: 7.22/1.2; SP: 17.22; 400m: 51.32 (3296 first day)</i>				
		<i>110mH: 14.25/-1.0; HJ: 1.98; JT: 59.65; 1000m: 2:52.93 (3195 second day)</i>				
10,000m Walk	39:47.20	Chen Ding	CHN	5.8.92	Bydgoszcz	11 Jul 08
10 Kilometres Walk	38:57	Li Tianlei	CHN	13.1.95	Beijing	18 Sep 10
Medley Relay	1:49.23	Jamaica			Donetsk	14 Jul 13

Waseem Williams, Michael O'Hara, Okeen Williams, Martin Manley

Performances superior or equal to Asian records by athletes from former USSR Republics prior to 1992

Pole Vault	6.02i	Rodion Gataullin	UZB	23.11.65	Gomel	4 Feb 89
	6.00	Rodion Gataullin	UZB	23.11.65	Tokyo	16 Sep 89

EVENT	MARK	Wind	NAME	COUNTRY	BORN	VENUE	DATE
WOMEN							
100 Metres							
WA, NAM	10.49	0.0	Florence Griffith Joyner	USA	21.12.59	Indianapolis	16 Jul 88
<i>Evidence analysed suggests that rather than nil, the correct wind reading for the above performance was following and in excess of four metres per second. In which case the best legitimate mark would be:</i>							
CAC, Com	10.54	0.9	Elaine Thompson-Herah	JAM	28.6.92	Eugene	21 Aug 21
EUR	10.73	2.0	Christine Arron	FRA	13.9.73	Budapest	19 Aug 98
AFR	10.78	1.6	Murielle Ahouré	CIV	23.8.87	Montverde	11 Jun 16
	10.78	-0.3	Marie Josée Ta Lou	CIV	18.11.88	Tokyo	30 Jul 21
ASI	10.79	0.0	Li Xuemei	CHN	5.1.77	Shanghai	18 Oct 97
SAM	10.91	-0.2	Rosângela Santos	BRA	20.12.90	London	6 Aug 17
OCE	11.11	1.9	Melissa Breen	AUS	17.9.90	Canberra	9 Feb 14
<i>Age records & best performances</i>							
Wu18 ^[1]	10.98	2.0	Candace Hill	USA	11.2.99	Shoreline	20 Jun 15
WAu20	10.75	1.6	Sha'Carri Richardson	USA	25.3.00	Austin	8 Jun 19
	10.88	2.0	Marlies Oelsner/Göhr	GDR	21.3.58	Dresden	1 Jul 77
Wo35	10.67A	-0.4	Shelly-Ann Fraser-Pryce	JAM	27.12.86	Nairobi	7 May 22
Wo40	10.99	-1.2	Merlene Ottey	JAM	10.5.60	Thessaloniki	30 Aug 00
1 10.94 (0.6) Briana Williams JAM (21.3.02) Kingston 21 Jun 19 – Doping-disqualified performance							
200 Metres							
WA, NAM	21.34	1.3	Florence Griffith Joyner	USA	21.12.59	Seoul	29 Sep 88
CAC, Com	21.53	0.8	Elaine Thompson-Herah	JAM	28.6.92	Tokyo	3 Aug 22
EUR	21.63	0.2	Dafne Schippers	NED	15.6.92	Beijing	28 Aug 15
AFR, Wu20	21.78X	0.6	Christine Mboma	NAM	22.5.03	Zürich	9 Sep 21
ASI	22.01	0.0	Li Xuemei	CHN	5.1.77	Shanghai	22 Oct 97
OCE	22.23	0.8	Melinda Gainsford-Taylor	AUS	1.10.71	Stuttgart	13 Jul 97
SAM	22.48	1.0	Ana Cláudia Silva	BRA	6.11.88	São Paulo	6 Aug 11
<i>Age records & best performances</i>							
Wu18	22.42	1.7	Amy Hunt	GBR	15.5.02	Mannheim	30 Jun 19
WAu20	21.81	0.8	Christine Mboma	NAM	22.5.03	Tokyo	3 Aug 21
Wo35	21.93	1.0	Merlene Ottey	JAM	10.5.60	Bruxelles	25 Aug 95
Wo40	22.72	1.4	Merlene Ottey (ex-JAM)	SLO	10.5.60	Athína	23 Aug 04
400 Metres							
WA, EUR	47.60		Marita Koch	GDR	18.2.57	Canberra	6 Oct 85
<i>Halves of 22.4 & 25.2</i>							
ASI	48.14		Salwa Eid Naser	BRN	23.5.98	Doha	3 Oct 19
CAC, Com	48.36		Shaunae Millier-Uibo	BAH	15.4.94	Tokyo	6 Aug 21
OCE	48.63		Cathy Freeman	AUS	16.2.73	Atlanta	29 Jul 96
NAM	48.70		Sanya Richards-Ross	USA	26.2.85	Athína	16 Sep 06
AFR ^[1]	49.10		Falilat Ogunkoya	NGR	12.5.68	Atlanta	29 Jul 96
SAM	49.64		Ximena Restrepo	COL	10.3.69	Barcelona	5 Aug 92
<i>Age records & best performances</i>							
Wu18	50.01		Li Jing	CHN	14.2.80	Shanghai	18 Oct 97
Wu20 ^[1]	49.22AX		Christine Mboma	NAM	22.5.03	Windhoek	17 Apr 21
WAu20	49.42		Grit Breuer	GER	16.2.72	Tokyo	27 Aug 91
Wo35	49.46		Allyson Felix	USA	18.11.85	Tokyo	6 Aug 21
Wo40	53.05A		María Figueirêdo	BRA	11.11.63	Bogotá	10 Jul 04
1 48.54 Christine Mboma NAM (22.5.03) Bydgoszcz 30 Jun 21 – Irregular result							
800 Metres							
WA, EUR	1:53.28		Jarmila Kratochvílová	TCH/CZE	26.1.51	München	26 Jul 83
<i>Pace – 400m: 56.1; 600m: 1:25.0</i>							
AFR, Com, WAu20	1:54.01		Pamela Jelimo	KEN	5.12.89	Zürich	29 Aug 08
CAC	1:54.44		Ana Quirot	CUB	23.3.63	Barcelona	9 Sep 89
NAM	1:55.04		Athing Mu	USA	8.6.02	Eugene	21 Aug 21
ASI	1:55.54		Liu Dong	CHN	24.12.73	Beijing	9 Sep 93
SAM	1:56.68		Letitia Vriesde	SUR	5.10.64	Göteborg	13 Aug 95
OCE	1:58.09		Catriona Bissett	AUS	1.3.94	Chorzów	20 Jun 21
<i>Age records & best performances</i>							
Wu18	1:57.18		Wang Yuan	CHN	8.4.76	Beijing	8 Sep 93
Wo35	1:56.53		Lyubov Gurina	RUS	6.8.57	Hechtel	30 Jul 94
Wo40	1:59.25		Yekaterina Podkopayeva	RUS	11.6.52	Luxembourg	30 Jun 94

EVENT	MARK	NAME	COUNTRY	BORN	VENUE	DATE
1000 Metres						
WA, EUR	2:28.98	Svetlana Masterkova	RUS	17.1.68	Bruxelles	23 Aug 96
		<i>Pace – 200m: 28.8; 400m: 58.6; 600m: 1:29.6; 800m: 1:59.8</i>				
AFR, Com	2:29.15	Faith Kipyegon	KEN	10.1.94	Monaco	14 Aug 20
NAM	2:31.80	Regina Jacobs	USA	28.8.63	Brunswick	3 Jul 99
SAM	2:32.25	Letitia Vriesde	SUR	5.10.64	Berlin	10 Sep 91
CAC	2:33.21	Ana Quirot	CUB	23.3.63	Jerez de la Frontera	13 Sep 89
ASI	2:35.30	Nelly Jepkosgei (ex-KEN)	BRN	14.7.91	Berlin	2 Sep 18
OCE	2:35.90	Linden Hall	AUS	20.6.91	Melbourne	2 Mar 21
<i>Age records & best performances</i>						
Wu18	2:36.72	Claudia Hollingsworth	AUS	12.4.05	Melbourne	2 Mar 21
WAu20	2:35.4a	Irina Nikitina	RUS	16.6.61	Podolsk	5 Aug 79
	2:35.4	Katrin Wühh	GDR	19.11.65	Potsdam	12 Jul 84
Wo35	2:31.5	Maricica Puică	ROU	29.7.50	Poiana Brasov	1 Jun 86
Wo40	2:36.08i	Yekaterina Podkopayeva	RUS	11.6.52	Liévin	13 Feb 93
(Outdoors)	2:36.16	Yekaterina Podkopayeva	RUS	11.6.52	Nancy	14 Sep 94
1500 Metres						
WA, AFR	3:50.07	Genzebe Dibaba	ETH	8.2.91	Monaco	17 Jul 15
		<i>Pace – 400m: 60.5; 800m: 2:04.7; 1200m: 3:04.62, 59.79 last lap</i>				
ASI	3:50.46	Qu Yunxia	CHN	25.12.72	Beijing	11 Sep 93
Com	3:51.07	Faith Kipyegon	KEN	10.1.94	Monaco	9 Jul 21
EUR	3:51.95	Sifan Hassan (ex-ETH)	NED	1.1.93	Doha	5 Oct 19
NAM	3:54.99	Shelby Houlihan	USA	8.2.93	Doha	5 Oct 19
OCE	3:58.81	Jessica Hull	AUS	22.10.96	Tokyo	4 Aug 21
CAC	4:01.84	Yvonne Graham	JAM	22.8.65	Monaco	25 Jul 95
SAM	4:05.67	Letitia Vriesde	SUR	5.10.64	Tokyo	31 Aug 91
<i>Age records & best performances</i>						
Wu18	3:54.52	Zhang Ling	CHN	13.4.80	Shanghai	18 Oct 97
WAu20	3:51.34	Lang Yinglai	CHN	22.8.79	Shanghai	18 Oct 97
Wo35	3:57.73	Maricica Puică	ROU	29.7.50	Bruxelles	30 Aug 85
Wo40	3:59.78	Yekaterina Podkopayeva	RUS	11.6.52	Nice	18 Jul 94
One Mile						
WA, EUR	4:12.33	Sifan Hassan (ex-ETH)	NED	1.1.93	Monaco	12 Jul 19
		<i>Her pace – 400m: 65.0; 800m: 2:08.9; 1200m: 3:10.79; 1500m: 3:55.30</i>				
AFR	4:13.31i	Genzebe Dibaba	ETH	8.2.91	Stockholm	17 Feb 16
(Outdoors)	4:14.30#	Genzebe Dibaba	ETH	8.2.91	Rovereto	6 Sep 16
Com	4:16.15	Hellen Obiri	KEN	13.12.89	London	22 Jul 18
NAM	4:16.71	Mary Decker/Slaney	USA	4.8.58	Zürich	21 Aug 85
ASI	4:17.75	Maryam Jamal (ex-ETH)	BRN	16.9.84	Bruxelles	14 Sep 07
OCE	4:21.38	Linden Hall	AUS	20.6.91	Bruxelles	3 Sep 21
CAC	4:24.64	Yvonne Graham	JAM	22.8.65	Zürich	17 Aug 94
SAM	4:30.05	Soraya Telles	BRA	6.9.58	Bratislava	9 Jun 88
<i>Age records & best performances</i>						
Wu18	4:28.39	Mebhrit Mekonen	ETH	12.2.05	Bruxelles	3 Sep 21
WAu20	4:17.57	Zola Budd/Pieterse (ex-RSA)	GBR	26.5.66	Zürich	21 Aug 85
Wo35	4:17.33	Maricica Puică	ROU	29.7.50	Zürich	21 Aug 85
Wo40	4:23.78	Yekaterina Podkopayeva	RUS	11.6.52	Roma	9 Jun 93
2000 Metres						
WA, Afr	5:21.56	Francine Niyonsaba	BDI	5.5.93	Zagreb	14 Sep 21
		<i>Pace – 400: 64.50; 800m: 2:09.22; 1000m: 2:41.37; 1600m: 4:20.23, 61.33 last lap</i>				
EUR	5:25.36	Sonia O'Sullivan	IRL	28.11.69	Edinburgh	8 Jul 94
Com	5:26.93	Yvonne Murray	GBR/SCO	4.10.64	Edinburgh	8 Jul 94
ASI	5:29.43+! #	Wang Junxia	CHN	9.1.73	Beijing	12 Sep 93
	5:31.88	Maryam Jamal (ex-ETH)	BRN	16.9.84	Eugene	7 Jun 09
NAM	5:32.7	Mary Slaney	USA	4.8.58	Eugene	3 Aug 84
OCE	5:37.71	Benita Willis/Johnson	AUS	6.5.79	Ostrava	12 Jun 03
SAM	5:59.96#	Niusha Mancilla	BOL	19.1.71	Rivas	10 Jun 04
<i>Age records & best performances</i>						
Wu18	5:46.5+	Sally Barsosio	KEN	21.3.78	Zürich	16 Aug 95
Wu20	5:33.15	Zola Budd/Pieterse (ex-RSA)	GBR	26.5.66	London	13 Jul 84
Wo35	5:28.69	Maricica Puică	ROU	29.7.50	London	11 Jul 86

EVENT	MARK	NAME	COUNTRY	BORN	VENUE	DATE
3000 Metres						
WA, ASI	8:06.11	Wang Junxia	CHN	9.1.73	Beijing	13 Sep 93
		<i>Pace – 1000m: 2:42.0; 2000m: 5:29.43, 62.64 last lap</i>				
AFR	8:16.60i	Genzebe Dibaba	ETH	8.2.91	Stockholm	6 Feb 14
(Outdoors)	8:20.27 #	Letesenbet Gidey	ETH	20.3.98	Stanford	30 Jun 19
EUR	8:18.49	Sifan Hassan (ex-ETH)	NED	1.1.93	Stanford	30 Jun 19
Com	8:20.68	Hellen Obiri	KEN	13.12.89	Doha	9 May 14
NAM	8:25.70i #	Karissa Schweizer	USA	4.5.96	Boston (Allston)	27 Feb 20
(Outdoors)	8:25.83	Mary Decker/Slaney	USA	4.8.58	Roma	7 Sep 85
OCE	8:35.31	Kim Smith	NZL	19.11.81	Monaco	25 Jul 07
CAC	8:37.07	Yvonne Graham	JAM	22.8.65	Zürich	16 Aug 95
SAM	8:59.10	Florencia Borelli	ARG	30.10.92	Mar del Plata	16 Apr 22
<i>Age records & best performances</i>						
Wu18	8:36.45	Ma Ningning	CHN	1.6.76	Jinan	6 Jun 93
WAu20	8:28.83	Zola Budd/Pieterse (ex-RSA)	GBR	26.5.66	Roma	7 Sep 85
Wo35	8:23.23	Edith Masai	KEN	4.4.67	Monaco	19 Jul 02
Wo40	8:58.20i	Nuria Fernandez	ESP	16.8.76	Beograd	3 Mar 17
	9:01.1+	Joanne Pavey	GBR	20.9.73	Roma	5 Jun 14
5000 Metres						
WA, AFR	14:06.62	Letesenbet Gidey	ETH	20.3.98	Valencia	7 Oct 20
		<i>Pace – 1000m: 2:51.00; 2000m: 5:42.73; 3000m: 8:31.87; 4000m: 11:19.17, 67.04 last lap</i>				
Com	14:18.37	Hellen Obiri	KEN	13.12.89	Roma	8 Jun 17
EUR	14:22.12	Sifan Hassan (ex-ETH)	NED	1.1.93	London	21 Jul 19
NAM	14:23.92	Shelby Houlihan	USA	8.2.93	Portland	10 Jul 20
ASI	14:28.09	Jiang Bo	CHN	13.3.77	Shanghai	23 Oct 97
OCE	14:39.89i	Kim Smith	NZL	19.11.81	New York	27 Feb 09
(Outdoors)	14:43.80 #	Jessica Hull	AUS	22.10.96	Monaco	14 Aug 20
CAC	15:04.32	Adriana Fernández	MEX	4.4.71	Gresham	17 May 03
SAM	15:18.85	Simone Alves da Silva	BRA	12.9.84	São Paulo	20 May 11
<i>Age records & best performances</i>						
Wu18	14:45.71	Song Liqing	CHN	20.1.80	Shanghai	21 Oct 97
WAu20	14:30.88	Tirunesh Dibaba	ETH	1.10.85	Bergen	11 Jun 04
Wo35	14:33.84	Edith Masai	KEN	4.4.67	Oslo	2 Jun 06
Wo40	15:04.87	Joanne Pavey	GBR	20.9.73	Roma	5 Jun 14
5 Kilometres Road						
Wmx, AFR	14:19	Ejgayehu Taye	ETH	10.2.00	Barcelona	31 Dec 21
		<i>No intermediate times available</i>				
Com	14:32+	Joyciline Jepkosgei	KEN	8.12.93	Praha	9 Sep 17
Wmx, EUR	14:41 #	Beth Potter	GBR	27.12.91	Barrowford	3 Apr 21
WAwo, AFR	14:29	Senbere Teferi	ETH	3.5.95	Herzogenaurach	12 Sep 21
		<i>Pace – 1km: 2:57; 2km: 5:46; 3km: 8:40; 4km: 11:37</i>				
EUR	14:44	Sifan Hassan (ex-ETH)	NED	1.1.93	Monaco	17 Feb 19
ASI	14:46+ #	Violah Jepchumba (ex-KEN)	BRN	23.10.90	Praha	10 Sep 16
OCE	14:48▲	Kim Smith	NZL	19.11.81	Westfield	30 Mar 13
	14:59	Benita Willis/Johnson	AUS	6.5.79	London	1 Sep 02
NAM	14:50	Molly Huddle	USA	31.8.84	Boston	18 Apr 15
CAC	15:20	Nora Rocha	MEX	18.12.67	Carlsbad	26 Mar 00
SAM	15:39	Carmen de Oliveira	BRA	17.8.65	Albany	6 Jun 92
<i>Age records & best performances</i>						
Wu18	15:19	Tirunesh Dibaba	ETH	1.10.85	Carlsbad	7 Apr 02
Wu20	15:00	Tirunesh Dibaba	ETH	1.10.85	Carlsbad	13 Apr 03
Wo35	15:24	Elana Meyer	RSA	10.10.66	Providence RI	15 Sep 02
Wo40	15:48	Colleen De Reuck	USA	16.4.64	Albany	5 Jun 04
10,000 Metres						
WA, AFR	29:01.03	Letesenbet Gidey	ETH	20.3.98	Hengelo	8 Jun 21
		<i>Pace – 1000m: 2:57.0; 2000m: 5:53.4; 3000m: 8:51.0; 4000m: 11:47.1; 5000m: 14:42.2; 6000m: 17:36.8; 7000m: 20:32.8; 8000m: 23:27.2; 9000m: 26:17.5, 62.8 last lap</i>				
EUR	29:06.82	Sifan Hassan (ex-ETH)	NED	1.1.93	Hengelo	6 Jun 21
ASI	29:31.78	Wang Junxia	CHN	9.1.73	Beijing	8 Sep 93
Com	29:32.53	Vivian Cheruiyot	KEN	11.9.83	Río de Janeiro	12 Aug 16
NAM	30:13.17	Molly Huddle	USA	31.8.84	Río de Janeiro	12 Aug 16
OCE	30:35.54	Kim Smith	NZL	19.11.81	Stanford	4 May 08
CAC	31:10.12	Adriana Fernández	MEX	4.4.71	Brunswick	1 Jul 00
SAM	31:47.76	Carmen de Oliveira	BRA	17.8.65	Stuttgart	21 Aug 93
<i>Age records & best performances</i>						
Wu18	31:11.26	Song Liqing	CHN	20.1.80	Shanghai	19 Oct 97
WAu20	30:26.50	Linet Masai	KEN	5.12.89	Beijing	15 Aug 08
Wo35	30:30.26	Edith Masai	KEN	4.4.67	Helsinki	6 Aug 05
Wo40	31:15.49	Sinead Diver	AUS	17.2.77	Doha	28 Sep 19

EVENT	MARK	NAME	COUNTRY	BORN	VENUE	DATE
10 Kilometres Road						
WA_{MX}, AFR,	29:14	Yalemzerf Yehualaw	ETH	3.8.99	Castellón	27 Feb 22
		<i>Pace – 5km: 14:28</i>				
ASI	29:38	Kalkidan Gezahegne (ex-ETH)	BRN	8.5.91	Genève	3 Oct 21
Com	29:43	Joyciline Jepkosgei	KEN	8.12.93	Praha	9 Sep 17
WA_{wo}, AFR	30:01	Agnes Tirop	KEN	23.10.95	Herzogenaurach	12 Sep 21
		<i>Pace – 1km: 3:05; 2km: 6:01; 3km: 9:05; 4km: 12:07; 5km: 15:00; 6km: 18:05; 7km: 21:05; 8km: 24:07; 9km: 27:07</i>				
EUR _{wo}	30:05X #	Lonah Chemtai Salpeter (ex-KEN)	ISR	12.12.88	Tilburg	1 Sep 19
	30:19x	Eilish McColgan	GBR	25.11.90	Manchester	22 May 22
	30:52	Eilish McColgan	GBR	25.11.90	Manchester	26 Sep 21
EUR _{MX}	30:21	Paula Radcliffe	GBR	17.12.73	San Juan	23 Feb 03
NAM _{MX}	30:52	Shalane Flanagan	USA	8.7.81	Boston	26 Jun 16
_{wo}	31:03	Shalane Flanagan	USA	31.8.84	Tilburg	6 Sep 15
OCE	31:17	Benita Willis/Johnson	AUS	6.5.79	Manchester	21 May 06
CAC	31:56▲	Adriana Fernández	MEX	4.4.71	Cape Elizabeth	3 Aug 02
	32:20	Sara Cedillo	MEX	20.9.76	Mazatlán	1 Dec 01
SAM	32:03	Carmen de Oliveira	BRA	17.8.65	New York	4 Jun 94
<i>Age records & best performances</i>						
Wu18	32:42	Karoline Bjerkeli Grøvdal	NOR	14.6.90	Oslo	29 Apr 07
Wu20 ^[1]	31:27▲	Sally Barsosio	KEN	21.3.78	Vancouver	21 Apr 96
	31:29	Karoline Bjerkeli Grøvdal	NOR	14.6.90	Oslo	3 May 09
Wo35	30:57	Irina Mikitenko	GER	23.8.72	Karlsruhe	13 Sep 08
Wo40	31:20	Lisa Weightman	AUS	16.1.79	Sydney	1 May 22
1 From 1989, the start/finish separation of Vancouver has been 13% with a net drop of 2.8 metres per kilometre, making it an aided course						
One Hour Track						
WA, EUR	18,930m	Sifan Hassan (ex-ETH)	NED	1.1.93	Bruxelles	4 Sep 20
		<i>Pace – 2000m: 6:25; 4000m: 12:49; 6000m: 19:11; 8000m: 25:32; 10,000m: 31:53; 12,000m: 38:10; 14,000m: 44:30; 16,000m: 50:51; 18,000m: 57:17</i>				
AFR	18,517m	Dire Tune	ETH	19.5.85	Ostrava	12 Jun 08
Com	18,341m	Eva Cheronó	KEN	15.8.96	Bruxelles	4 Sep 20
ASI	17,952m	Junko Kataoka	JPN	13.6.70	Tokyo	1 Oct 94
NAM _{MX}	17,273m	Nancy Conz	USA	16.10.83	Amherst	25 Jun 81
_{wo}	13,792m	Kay Capozzi	USA	61	St Petersburg FL	21 May 85
SAM	13,514m #	Maria Zubizarreta	PAR	1.1.70	Cardiff	2 Sep 12
OCE	16,093m	Lorraine Moller	NZL	1.6.55	Auckland	9 Jan 93
CAC	10,800m	Sylvia Andonie	MEX	7.10.55	Nantes	28 Sep 96
<i>Age best performance</i>						
Wo40	16,056m	Jackie Fairweather	AUS	10.11.67	Canberra	24 Jan 08
Half Marathon						
WA_{MX}, AFR	62:52	Letesenbet Gidey	ETH	20.3.98	Valencia	24 Oct 21
		<i>Pace – 5km: 15:00; 10km: 29:45; 15km: 44:29; 20km: 59:35</i>				
Com	64:02	Ruth Chepngetich	KEN	8.8.94	Istanbul	4 Apr 21
EUR _{MX}	65:15	Sifan Hassan (ex-ETH)	NED	1.1.93	København	16 Sep 18
_{wo}	65:18	Melat Yisak Kejeta (ex-ETH)	GER	27.9.92	Gdynia	17 Oct 20
ASI	65:22	Violah Jepchumba (ex-KEN)	BRN	23.10.90	Praha	1 Apr 17
WA_{wo}	65:16	Peres Jepchirchir	KEN	27.9.93	Gdynia	17 Oct 20
		<i>Pace – 5km: 15:20; 10km: 30:47; 15km: 46:24; 20km: 62:04</i>				
NAM _{wo}	66:57▲ #	Kara Goucher	USA	9.7.78	Newcastle-South Shields	30 Sep 07
	67:41	Molly Huddle	USA	31.8.84	New York	20 Mar 16
_{MX}	67:11x	Emily Sisson	USA	12.10.91	Indianapolis	7 May 22
	67:15	Sara Hall	USA	15.4.83	Houston	16 Jan 22
OCE	67:11	Kim Smith	NZL	19.11.81	Philadelphia	18 Sep 11
CAC	68:34▲	Olga Appell (now USA)	MEX	2.8.63	Tokyo	24 Jan 93
	69:28	Adriana Fernández	MEX	4.4.71	Kyoto	9 Mar 03
SAM	69:31▲ #	Carmen de Oliveira	BRA	17.8.65	Lisboa	13 Mar 94
	70:14	Gladys Tejeda	PER	30.9.85	Cardiff	26 Mar 16
<i>Age records & best performances</i>						
Wu18	72:31	Liu Zhuang	CHN	18.1.95	Yangzhou	24 Apr 11
Wu20	66:47	Degitu Azimeraw	ETH	24.1.99	Ras Al Khaimah	9 Feb 18
Wo35	64:55	Mary Keitany	KEN	18.1.82	Ras Al Khaimah	9 Feb 18
Wo40	68:48	Lisa Weightman	AUS	16.1.79	Sunshine Coast	4 Aug 19

EVENT	MARK	NAME	COUNTRY	BORN	VENUE	DATE
Marathon						
WA _{mx} , Com, AFR	2:14:04	Brigid Kosgei	KEN	20.2.94	Chicago	13 Oct 19
		<i>Pace – 5km: 15:28; 10km: 31:28; 15km: 47:26; 20km: 63:27; Half Marathon: 66:59; 25km: 1:19:33; 30km: 1:35:18; 35km: 1:51:14; 40km: 2:07:11</i>				
WA _{wo} , Wo35	2:17:01	Mary Keitany	KEN	18.1.82	London	23 Apr 17
		<i>Pace – 5km: 15:31; 10km: 31:17; 15km: 47:15; 20km: 63:26; Half Marathon 66:54; 25km: 1:19:43; 30km: 1:36:05; 35km: 1:52:39; 40km: 2:09:38</i>				
EUR	2:15:25	Paula Radcliffe	GBR	17.12.73	London	13 Apr 03
ASL _{mx}	2:19:12	Mizuki Noguchi	JPN	3.7.78	Berlin	25 Sep 05
WO	2:20:29	Mao Ichiyama	JPN	29.5.97	Nagoya	8 Mar 20
NAM _{mx}	2:19:12 _x	Keira D'Amato	USA	21.4.84	Houston	16 Jan 22
	2:19:36	Deena Kastor	USA	4.2.73	London	23 Apr 06
WO	2:22:01	Sara Hall	USA	15.4.83	London	4 Oct 20
OCE	2:22:36	Benita Willis/Johnson	AUS	6.5.79	Chicago	22 Oct 06
CAC	2:22:59	Madai Pérez	MEX	2.2.80	Chicago	22 Oct 06
SAM	2:25:57	Gladys Tejeda	PER	30.9.85	Sevilla	20 Feb 22
<i>Age records & best performances</i>						
Wu18	2:25:15	Sun Weiwei	CHN	13.1.85	Beijing	20 Oct 02
Wu20	2:20:59	Shure Demise	ETH	21.1.96	Dubai	23 Jan 15
Wo40	2:19:52	Helalia Johannes	NAM	13.8.80	Valencia	6 Dec 20
50 Kilometres Road						
WA _{mx} , NAM, Wo35	2:59:54	Desiree Linden	USA	26.7.83	Dorena Lake	13 Apr 21
		<i>Pace – Half Marathon: 75:47; Marathon: 2:31:13</i>				
WA _{wo} , AFR, Com	3:04:24	Ivette van Zyl	RSA	5.7.87	Gqeberha	23 May 21
		<i>Her pace – 5km: 18:48; 10km: 37:24; 15km: 55:55; 20km: 1:14:21; 25km: 1:32:58; 30km: 1:51:29; 35km: 2:09:46; 40km: 2:27:56; Marathon: 2:35:48, extended time: 3:04:23.88</i>				
ASI	3:13:43	# Yao Miao	CHN	26.11.96	Lishui	31 Mar 19
EUR, Wo40	3:07:20 ^[1]	# Alyson Dixon	GBR	24.9.78	Brasov	1 Sep 19
OCE	3:17:28	# Stephanie Auston	AUS	4.6.91	Broadbeach	6 Dec 20
SAM	3:26:11	# Ilaine Wandscheer	BRA	26.12.78	Rio Grande	11 Feb 07
CAC	3:58:01	# Gabriela Ramirez	MEX	11.1.92	Jalisco	15 Apr 18
1 3:03:00 is the 'target performance' of European Athletics for their initial record						
100 Kilometres Road						
WA , ASI	6:33:11	Tomoe Abe	JPN	13.8.71	Yubetsu	25 Jun 00
NAM	7:00:48	Ann Trason	USA	30.8.60	Winschoten	16 Sep 95
EUR	7:04:36	# Dominika Stelmach	POL	28.2.82	Padianice	30 Aug 20
	7:10:32	Tatyana Zhyrkova	RUS	12.12.68	Winschoten	11 Sep 04
SAM	7:20:22	Maria Venâncio	BRA	2.5.78	Cubatão	8 Aug 98
Com	7:27:19	Carolyn Hunter-Rowe	GBR/SCO	25.1.64	Torhout	8 Aug 93
AFR	7:31:47	Helena Joubert	RSA	27.3.60	Winschoten	16 Sep 95
OCE	7:34:25	Kirstin Bull	AUS	2.8.81	Los Alcázares	27 Nov 16
CAC	8:33:43	Marina Valencia	MEX	3.8.78	Monterrey	14 Oct 07
<i>Age records & best performances</i>						
Wo35	7:00:27	Norimi Sakurai	JPN	20.4.71	Winschoten	8 Sep 07
Wo40	7:18:53	Radka Churanová	CZE	3.6.77	Pízen	26 Mar 22
3000 Metres Steeplechase (Hurdles of 76.2cm/2'6")						
WA , AFR, Com	8:44.32	Beatrice Chepkoech	KEN	6.7.91	Monaco	20 Jul 18
		<i>Her pace – 1000m: 2:55.4; 2000m: 5:49.9. Bell: 7:37.5, 69.51 last lap (inside jump)</i>				
ASI	8:52.78	Ruth Jebet (ex-KEN)	BRN	17.11.96	Paris (Paris (Saint-Denis))	27 Aug 16
NAM	8:57.77	Courtney Frerichs	USA	18.1.93	Eugene	21 Aug 21
EUR	8:58.81	Gulnara Samitova-Galkina	RUS	9.7.78	Beijing	17 Aug 08
CAC	9:14.09	Aisha Praught Leer (ex-USA)	JAM	14.12.89	Bruxelles	31 Aug 18
OCE	9:14.28	Genevieve LaCaze/Gregson	AUS	4.8.89	Paris (Paris (Saint-Denis))	27 Aug 16
SAM	9:25.99	Belén Casetta	ARG	26.9.94	London	11 Aug 17
<i>Age records & best performances</i>						
Wu18	9:24.73	Celliphine Chespol	KEN	23.3.99	Shanghai	14 May 16
WAu20	8:58.78	Celliphine Chespol	KEN	23.3.99	Eugene	26 May 17
Wo35 ^[1]	9:33.93	Minori Hayakari	JPN	29.11.72	Heusden	20 Jul 08
Wo40	10:00.75	Minori Hayakari	JPN	29.11.72	Kumagaya	22 Sep 13
1 9:24.26 Marta Dominguez ESP (3.11.75) Huelva 7 Jun 12 – Doping-disqualified performance						

EVENT	MARK	NAME	VENUE	DATE	
100 Metres Hurdles (Seniors & Under-20s: 84cm/2'9"; Under-18s: 76.2cm/2'6")					
WA, NAM	12.20 0.3	Keni Harrison (12.194, reaction 0.149)	USA	18.9.92 London	22 Jul 16
EUR	12.21 0.7	Yordanka Donkova	BUL	28.9.61 Stara Zagora	20 Aug 88
CAC	12.26 -0.2	Jasmine Camacho-Quinn	PUR	21.8.96 Tokyo	1 Aug 21
OCE, Com	12.28 1.1	Sally Pearson	AUS	19.9.86 Daegu	3 Sep 11
AFR	12.42 0.4	Tobi Amusan	NGR	23.4.97 Zürich	9 Sep 21
ASI	12.44 -0.8	Olga Shishigina	KAZ	23.12.68 Luzern	27 Jun 95
SAM	12.67 # 1.5	Yvette Lewis (ex-USA)	PAN	16.3.85 Lahti	17 Jul 13
	12.71 0.1	Maurren Maggi	BRA	25.6.76 Manaus	19 May 01
<i>Age records & best performances</i>					
Wu18 (76.2cm)	12.71 0.8	Kerrica Hill	JAM	6.3.05 Kingston	9 Apr 22
(84cm)	12.84 1.2	Tia Jones	USA	8.9.00 Clovis	25 Jun 16
WAu20	12.71 1.3	Brittany Anderson	JAM	31.1.01 Joensuu	24 Jul 19
Wo35	12.40 1.2	Gail Devers	USA	19.11.66 Lausanne	2 Jul 02
Wo40	13.20 0.8	Patricia Girard	FRA	8.4.68 Paris	14 Jul 08
400 Metres Hurdles (Seniors, Under-20s & Under-18s: 76.2cm/2'6")					
WA, NAM	51.46	Sydney McLaughlin	USA	7.8.99 Tokyo	4 Aug 21
EUR	52.03	Femke Bol	NED	23.2.00 Tokyo	4 Aug 21
CAC, Com	52.42	Melaine Walker	JAM	1.1.83 Berlin	20 Aug 09
AFR	52.90	Nezha Bidouane	MAR	18.9.69 Sevilla	25 Aug 99
OCE	53.17	Debbie Flintoff-King	AUS	20.4.60 Seoul	28 Sep 88
ASI	53.96	Han Qing	CHN	4.3.70 Beijing	9 Sep 93
	53.96	Song Yinglan	CHN	14.9.75 Guangzhou	22 Nov 01
SAM	54.20	Gianna Woodruff	PAN	18.11.93 Eugene	21 Aug 21
<i>Age records & best performances</i>					
Wu18	54.15	Sydney McLaughlin	USA	7.8.99 Eugene	10 Jul 16
Wu20	52.75	Sydney McLaughlin	USA	7.8.99 Fayetteville	13 May 18
WAu20	53.60	Sydney McLaughlin	USA	7.8.99 Knoxville	27 Apr 18
Wo35	52.94	Marina Stepanova	URS/RUS	1.5.50 Tashkent	17 Sep 86
Wo40	58.3	Gowry Retchakan	GBR	21.6.60 Hoo	3 Sep 00
	58.35	Barbara Gähling	GER	20.1.65 Erfurt	21 Jul 07
High Jump					
WA, EUR	2.09	Stefka Kostadinova	BUL	25.3.65 Roma	30 Aug 87
		<i>Series – 1.85-1, 1.90-1, 1.96-1, 1.99-1, 2.02-1, 2.04-3, 2.06-2, 2.09-2</i>			
AFR, Com	2.06	Hestrie Cloete	RSA	26.8.78 Paris (Paris (Saint-Denis))31	
Aug 03					
NAM	2.05	Chaunté Howard/Lowe	USA	12.1.84 Des Moines	26 Jun 10
CAC	2.04	Silvia Costa	CUB	4.5.64 Barcelona	9 Sep 89
OCE	2.02	Nicole McDermott	AUS	28.12.98 Tokyo	7 Aug 21
ASI	2.00	Nadezhda Dubovitskaya	KAZ	12.3.98 Almaty	8 Jun 21
SAM	1.96	Solange Witteveen	ARG	6.2.76 Oristano	8 Sep 97
<i>Age records & best performances</i>					
Wu18	1.96A ^[1]	Charmaine Gale	RSA	27.2.64 Bloemfontein	4 Apr 81
	1.96	Olga Turchak	URS/KAZ	5.3.67 Donetsk	7 Sep 84
	1.96	Eleanor Patterson	AUS	22.5.96 Townsville	7 Dec 13
	1.96	Vashti Cunningham	USA	18.1.98 Edmonton	1 Aug 15
WAu20	2.04	Yaroslava Mahuchikh	UKR	19.9.01 Doha	30 Sep 19
Wo35	2.02i ^[2]	Anna Chicherova	RUS	22.7.82 Moscow	15 Feb 19
	2.01	Inga Babakova	UKR	27.6.67 Oslo	27 Jun 03
	2.01	Ruth Beitia	ESP	1.4.79 Zürich	17 Aug 14
Wo40	1.94i	Venelina Veneva-Mateeva	BUL	13.6.74 Dobrich	15 Feb 15
	1.94i	Venelina Veneva-Mateeva	BUL	13.6.74 Praha	6 Mar 15
	1.90	Venelina Veneva-Mateeva	BUL	13.6.74 Plovdiv	12 Jul 14
	1.90	Venelina Veneva-Mateeva	BUL	13.6.74 Pitești	27 Jul 14
1 Set while South Africa were suspended from World Athletics					
2 Set while Russia are suspended from World Athletics					
Pole Vault					
WA, EUR	5.06	Yelena Isinbaeva	RUS	3.6.82 Zürich	28 Aug 09
		<i>Series – 4.71-1, 4.81-1, 5.06-1</i>			
NAM	5.03iX #	Jenn Suhr	USA	5.2.82 Brockport	30 Jan 16
(Outdoors)	5.00	Sandi Morris	USA	8.7.92 Bruxelles	9 Sep 16
OCE, Com	4.94	Eliza McCartney	NZL	11.12.96 Jockgrim	17 Jul 18
CAC	4.91	Yarisley Silva	CUB	1.6.87 Beckum	2 Aug 15
SAM	4.87	Fabiana Murer	BRA	16.3.81 São Bernardo do Campo	3 Jul 16
ASI	4.72	Li Ling	CHN	6.7.89 Shanghai	18 May 19
AFR	4.42	Elmarie Geryts	RSA	25.8.72 Wesel	12 Jun 00

EVENT	MARK	Wind	NAME	COUNTRY	BORN	VENUE	DATE
<i>Age records & best performances</i>							
Wu18	4.51		Amanda Moll	USA	31.1.05	Austin	25 Mar 22
WAu20	4.71i		Wilma Murto	FIN	11.6.98	Zweibrücken	31 Jan 16
Wu20 (Outdoors)	4.64		Eliza McCartney	NZL	11.12.96	Auckland	19 Dec 15
Wo35	4.93		Jenn Suhr	USA	5.2.82	Austin	14 Apr 18
Wo40	4.60		Jenn Suhr	USA	5.2.82	Natchitoches	23 Apr 22
Long Jump							
WA, EUR	7.52	1.4	Galina Chistyakova	URS/RUS	26.7.62	Leningrad	11 Jun 88
			<i>Series – 7.21/0.9, 7.38w/2.2, 7.21/1.8, 7.45/1.0, foul, 7.52/1.4</i>				
NAM	7.49	1.3	Jackie Joyner-Kersey	USA	3.3.62	New York	22 May 94
	7.49A	1.7	Jackie Joyner-Kersey	USA	3.3.62	Sestriere	31 Jul 94
SAM	7.26A	1.8	Maurren Maggi	BRA	25.6.76	Bogotá	26 Jun 99
AFR, Com	7.17	1.1	Ese Brume	NGR	20.1.96	Chula Vista	29 May 21
CAC	7.16A	-0.1	Elva Goulbourne	JAM	21.1.80	Ciudad de México	22 May 04
OCE	7.05	2.0	Brooke Stratton	AUS	12.7.93	Perth	12 Mar 16
ASI	7.01	1.4	Yao Weili	CHN	6.5.68	Jinan	5 Jun 93
<i>Age records & best performances</i>							
Wu18	6.91	1.0	Heike Daute/Drechsler	GDR	16.12.64	Jena	9 Aug 81
WAu20	7.14	1.1	Heike Daute/Drechsler	GDR	16.12.64	Bratislava	4 Jun 83
Wo35	6.99	1.9	Heike Drechsler	GER	16.12.64	Sydney	29 Sep 00
Wo40	6.72	1.4	Tatyana Ter-Mesrobyan	RUS	12.5.68	Sankt-Peterburg	1 Jun 09
Triple Jump							
WA, SAM	15.74i		Yulimar Rojas	VEN	21.10.95	Beograd	20 Mar 22
			<i>Series – 15.19, foul, 15.04, foul, 15.36, 15.74</i>				
W, SAM (Outdoor best)	15.67	0.7	Yulimar Rojas	VEN	21.10.95	Tokyo	1 Aug 21
EUR	15.50	0.9	Inessa Kravets	UKR	5.10.66	Göteborg	10 Aug 95
AFR, Com	15.39	0.5	Françoise Mbango	CMR	14.4.76	Beijing	17 Aug 08
CAC	15.29	0.3	Yamilé Aldama (now GBR)	CUB	14.8.72	Roma	11 Jul 03
ASI	15.25	1.7	Olga Rypakova	KAZ	30.11.84	Split	4 Sep 10
NAM	14.92	1.1	Keturah Orji	USA	5.3.96	Chula Vista	25 Apr 21
OCE	14.04	2.0	Nicole Mladenis	AUS	22.9.75	Hobart	9 Mar 02
	14.04	1.8	Nicole Mladenis	AUS	22.9.75	Perth	7 Dec 03
<i>Age records & best performances</i>							
Wu18	14.57	0.2	Huang Qiuyan	CHN	25.1.80	Shanghai	19 Oct 97
WAu20	14.62	1.0	Tereza Marinova	BUL	5.9.77	Sydney	25 Aug 96
Wo35	14.89	0.0	Caterine Ibargüen	COL	12.2.84	Lausanne	5 Jul 19
Wo40	14.06	1.5	Yamilé Aldama (ex-CUB/SUD)	GBR	14.8.72	Eugene	1 Jun 13
Shot Put (Seniors & Under-20s: 4kg; Under-18s: 3kg)							
WA, EUR	22.63		Natalya Lisovskaya	URS/RUS	16.7.62	Moskva	7 Jun 87
			<i>Series – 22.60, 21.51, 21.28, 22.63, pass, 20.63</i>				
ASI	21.76		Li Meisu	CHN	17.4.59	Shijiazhuang	23 Apr 88
OCE, Com	21.24		Valerie Adams	NZL	6.10.84	Daegu	29 Aug 11
CAC	20.96A		Betsy Laza	CUB	5.6.67	Ciudad de México	2 May 92
NAM	20.63		Michelle Carter	USA	12.10.85	Río de Janeiro	12 Aug 16
SAM	19.30A		Elisângela Adriano	BRA	27.7.72	Tunja	14 Jul 01
AFR	18.43		Vivian Chukwuemeka	NGR	4.3.75	Walnut	19 Apr 03
<i>Age records & best performances</i>							
Wu18 (3kg)	20.52		Corrie de Bruin	NED	26.10.76	Assen	13 Jun 93
(4kg)	19.08		Ilke Wyludda	GER	28.3.69	Karl-Marx-Stadt	9 Aug 86
WAu20	20.54		Astrid Kumbernuss	GDR	5.2.70	Orimattila	1 Jul 89
Wo35	21.47i		Helena Fibingerová	CZE	13.7.49	Jablonec	9 Feb 85
	21.46		Larisa Peleshenko	RUS	29.2.64	Moskva	26 Aug 00
Wo40	19.16i		Antonina Ivanova	URS/RUS	25.12.32	Moskva	24 Feb 74
	19.05		Antonina Ivanova	URS/RUS	25.12.32	Oryol	28 Aug 73
Discus Throw (1kg)							
WA, EUR	76.80		Gabriele Reinsch	GDR	23.9.63	Neubrandenburg	9 Jul 88
			<i>Series – 76.80, 73.10, foul, 70.56, 70.06, 71.98</i>				
ASI	71.68		Xiao Yanling	CHN	27.3.68	Beijing	14 Mar 92
NAM	71.46		Valarie Allman	USA	23.2.95	San Diego	8 Apr 22
CAC	70.88		Hilda Ramos	CUB	1.9.64	La Habana	8 May 92
OCE, Com	69.64		Dani Stevens	AUS	26.5.88	London	13 Aug 17
SAM	65.34		Andressa de Morais	BRA	21.12.90	Leiria	26 Jun 19
AFR	64.87		Elizna Naude	RSA	14.9.78	Stellenbosch	2 Mar 07

EVENT	MARK	NAME	COUNTRY	BORN	VENUE	DATE
<i>Age records & best performances</i>						
Wu18	65.86	Ilke Wyludda	GDR	28.3.69	Neubrandenburg	1 Aug 86
WAu20	74.40	Ilke Wyludda	GDR	28.3.69	Berlin	13 Sep 88
Wo35	69.60	Faina Melnik	URS/RUS	9.6.45	Donetsk	9 Sep 80
Wo40	67.89	Irina Yatchenko	BLR	31.10.65	Staiki	29 Jun 08
Hammer Throw (Seniors & Under-20s: 4kg; Under-18s: 3kg)						
WA, EUR	82.98	Anita Włodarczyk	POL	8.8.85	Warszawa	28 Aug 16
		<i>Series – 79.68, 80.31, 81.77, 82.98, 81.27, foul</i>				
NAM	80.31	DeAnna Price	USA	8.6.93	Eugene	26 Jun 21
ASI	77.68	Wang Zheng	CHN	14.12.87	Chengdu	29 Mar 14
CAC	76.62	Yipsi Moreno	CUB	19.11.80	Zagreb	9 Sep 08
Com	76.46	Camryn Rogers	CAN	7.6.99	Fayetteville	26 May 22
AFR	75.49	Annette Echikunwoke	NGR	29.7.96	Tucson	22 May 21
OCE	74.61	Lauren Bruce	NZL	23.3.97	Tucson	20 May 21
SAM	73.74	Jennifer Dahlgren	ARG	21.4.84	Buenos Aires	10 Apr 10
<i>Age records & best performances</i>						
Wu18 (3kg)	76.04	Réka Gyurátz	HUN	31.5.96	Zalaegerszeg	23 Jun 13
(4kg)	70.60	Zhang Wenxiu	CHN	22.3.86	Nanning	5 Apr 03
WAu20	73.43	Silja Kosonen	FIN	16.12.02	Vaasa	28 Jun 21
Wo35	78.48	Anita Włodarczyk	POL	8.8.85	Tokyo	3 Aug 21
Wo40	67.57	Iryna Sekachyova	UKR	21.7.76	Kyiv	14 Jun 17
Javelin Throw (Seniors & Under-20s: 600g; Under-18s: 500g)						
WA, EUR	72.28	Barbora Špotáková	CZE	30.6.81	Stuttgart	13 Sep 08
		<i>Series – 72.28, pass, pass, 58.39</i>				
CAC	71.70	Osleidys Menéndez	CUB	14.11.79	Helsinki	14 Aug 05
AFR, Com	69.35	Sunette Viljoen	RSA	6.10.83	New York	9 Jun 12
OCE, Wo35	68.92	Kathryn Mitchell	AUS	10.7.82	Gold Coast	11 Apr 18
ASI	67.98	Lu Huihui	CHN	26.6.89	Shenyang	2 Aug 19
NAm	67.40	Maggie Malone	USA	30.12.93	East Stroudsburg	17 Jul 21
SAM	63.84A	Flor Ruiz	COL	29.1.91	Cali	25 Jun 16
<i>Age records & best performances</i>						
Wu18 (500g)	70.10	Adriana Vilagos	SRB	2.1.04	Kraljevo	14 Aug 21
(600g)	62.93	Xue Juan	CHN	10.2.86	Changsha	27 Oct 03
WAu20	63.96X	Elina Tzénggo	GRE	2.9.02	Ioánnina	1 Aug 20
	63.86	Yulennis Aguilar	CUB	3.8.96	Edmonton	2 Aug 15
Wo40	63.08	Barbora Špotáková	CZE	30.6.81	Monaco	9 Jul 21
Heptathlon						
WA, NAM	7291	Jackie Joyner-Kersey	USA	3.3.62	Seoul	24 Sep 88
		<i>100mH: 12.69/0.5; HJ: 1.86; SP: 15.80; 200m: 22.56/1.6 (4264 first day) LJ: 7.27/0.7; JT: 45.66; 800m: 2:08.51 (3027 second day)</i>				
EUR	7032	Carolina Klüft	SWE	2.2.83	Osaka	26 Aug 07
Com	6981	Katarina Johnson-Thompson	GBR/ENG	9.1.93	Doha	4 Oct 19
ASI	6942	Ghada Shouaa	SYR	10.9.72	Götzis	26 May 96
CAC	6742	Yorgelis Rodríguez	CUB	25.1.95	Götzis	27 May 18
OCE	6695	Jane Flemming	AUS	14.4.65	Auckland	28 Jan 90
AFR	6423	Margaret Simpson	GHA	2.8.82	Götzis	29 May 05
SAM	6346	Evelis Aguilar	COL	3.1.93	Ibagué	14 Mar 21
<i>Age records & best performances</i>						
Wu18 (under-18 implements)	6301	Henriette Jæger	NOR	30.6.03	Moss	13 Sep 20
(under-20 implements)	6185	Shen Shengfei	CHN	21.1.81	Shanghai	18 Oct 97
WAu20	6542	Carolina Klüft	SWE	2.2.83	München	10 Aug 02
		<i>100mH: 13.33; HJ: 1.89; SP: 13.16; 200m: 23.71 (3915 first day) LJ: 6.36; JT: 47.61; 800m: 2:17.99 (2627 second day)</i>				
Wo35	6533	Jane Frederick	USA	7.4.52	Talence	27 Sep 87
Wo40	5449	Tatyana Alisevich	BLR	22.1.69	Staiki	3 Jun 10
Decathlon						
WA, EUR	8358	Austra Skujytė	LTU	12.8.79	Columbia, MO	15 Apr 05
		<i>100m: 12.49/1.6; DT 46.19; PV 3.10; JT 48.78; 400 57.19 (3890 first day) 100mH 14.22w/2.4; LJ: 6.12/1.6; SP: 16.42; HJ: 1.78; 1500m: 5:15.86 (4468 second day)</i>				
NAM	8246x	Jordan Gray	USA	22.4.93	San Mateo	22 Aug 21
	7921	Jordan Gray	USA	22.4.93	San Mateo	23 Jun 19
ASI	7798	Irina Naumenko	KAZ	13.2.80	Talence	26 Sep 04
CAC	7245	Magalys García	CUB	23.10.71	Wien	29 Jun 02
AFR, Com	6915h #	Margaret Simpson	GHA	2.8.82	Réduit	19 Apr 07
SAM	6570 #	Andrea Bordalejo	ARG	13.6.77	Rosario	28 Nov 04
OCE	6428	Simone Carré	AUS	22.10.82	Melbourne	11 Mar 12

EVENT	MARK	NAME	COUNTRY	BORN	VENUE	DATE
10,000 Metres Track Walk						
W, ASI	41:37.9	Gao Hongmiao	CHN	17.3.74	Beijing	7 Apr 94
EUR, Wu20	41:45.84 #	Elvira Khasanova	RUS	10.1.00	Cheboksary	3 Aug 19
WA, EUR	41:56.23	Nadyezhda Ryashkina	URS/RUS	22.1.67	Seattle	24 Jul 90
<i>Pace – 3000m: 12:19.1; 5000m: 20:49.4</i>						
OCE, Com	41:57.22	Kerry Saxby-Junna	AUS	2.6.61	Seattle	24 Jul 90
SAM	42:02.99	Sandra Lorena Arenas	COL	17.9.93	Trujillo	25 Aug 18
NAM	44:06.0 #	Michelle Rohl	USA	12.11.65	Kenosha	2 Jun 96
	44:30.1	Alison Baker	CAN	6.8.64	Bergen	15 May 92
CAC	44:13.88	Alegna González	MEX	2.1.99	Tampere	14 Jul 18
AFR	44:41.8A	Grace Njue	KEN	10.1.79	Thika	5 Mar 16
<i>Age records & best performances</i>						
Wu18	42:56.09	Gao Hongmiao	CHN	17.3.74	Tangshan	27 Sep 91
WAu20	42:47.25	Anežka Drahotová	CZE	22.7.95	Eugene	23 Jul 14
Wo35	43:20.38	Valentina Trapletti	ITA	12.7.85	Bergamo	18 Apr 21
Wo40	44:50.19	Susana Feitor	POR	28.1.75	Leiria	25 Jul 15
20,000 Metres Track Walk						
WA, EUR	1:26:52.3	Olympiada Ivanova	RUS	26.8.70	Brisbane	6 Sep 01
<i>Pace – 5000m: 21:43.5; 10,000m: 43:24.4; 15,000m: 65:00.6</i>						
SAM	1:29:24.7	Glenda Estefania Morejón	ECU	30.5.00	Guayaquil	29 May 21
ASI, Wu20	1:29:32.4	Song Hongjuan	CHN	4.7.84	Changsha	24 Oct 03
CAC	1:31:53.8A	Mirna Ortiz	GUA	28.2.87	Ciudad de Guatemala	9 Aug 14
AFR	1:32:39.7A	Yehualeye Beletew	ETH	31.7.98	Addis Ababa	21 May 17
NAM, Com	1:32:54.0	Rachel Seaman	CAN	14.1.86	Moncton	27 Jun 14
OCE	1:33:40.2	Kerry Saxby-Junna	AUS	2.6.61	Brisbane	6 Sep 01
<i>Age records & best performances</i>						
Wu18	1:34:21.56	Wang Xue	CHN	14.2.90	Wuhan	1 Nov 07
Wo35	1:27:49.3	Yelena Nikolayeva	RUS	1.2.66	Brisbane	6 Sep 01
Wo40	1:33:28.15	Teresa Vaill	USA	20.11.62	Carson	25 Jun 05
20 Kilometres Road Walk						
W ^[1] , EUR ^[2]	1:23:39	Yelena Lashmanova	RUS	9.4.92	Cheboksary	9 Jun 18
<i>Her pace – 5km: 20:57; 10km: 41:48; 15km: 62:50</i>						
WA, ASI	1:23:49	Yang Jiayu	CHN	18.2.96	Huangshan	20 Mar 21
<i>Her pace – 10km: 41:52</i>						
EUR ^[2]	1:25:02	Yelena Lashmanova	RUS	9.4.92	London	11 Aug 12
SAM, Wu20	1:25:29	Glenda Estefanía Morejón	ECU	30.5.00	La Coruña	8 Jun 19
CAC	1:26:17	María Guadalupe González	MEX	9.1.89	Roma	7 May 16
OCE, Com	1:27:27	Jemima Montag	AUS	15.2.98	Adelaide	13 Feb 22
NAM	1:29:54	Rachel Seaman	CAN	14.1.86	Nomi	15 Mar 15
AFR	1:30:40A #	Grace Njue	KEN	10.1.79	Nairobi	6 Jun 18
	1:30:43	Grace Njue	KEN	10.1.79	Durban	26 Jun 16
<i>Age records & best performances</i>						
Wu18	1:30:35	Zhou Tongmei	CHN	4.4.88	Cixi	23 Apr 05
Wo35	1:25:59	Tamara Kovalenko	RUS	5.6.64	Moskva	19 May 00
Wo40	1:31:58	Susana Feitor	POR	28.1.75	Río Maior	18 Apr 15
	1:31:58	Susana Feitor	POR	28.1.75	Murcia	17 May 15
1 No international judges, as was the case also with 1:24:31 Lashmanova Sochi 17 Feb 19						
2 As well as the unratifiable marks of 1:23:39 and 1:24:31 noted above, a third potential European record is also in that category – 1:24:47 Elmira Alembekova RUS (30.6.90) Sochi 27 Feb 15						
35,000 Metres Track Walk						
<i>The initial World Athletics world record in this event is to be set and recognised only after January 1, 2023, with a minimum standard of 2:28:00</i>						
W, NAM	3:04:47.1+	Katie Burnett	USA	7.10.88	San Diego	13 Jul 19
EUR	3:22:06.0+	Svetlana Bychenkova	RUS	17.2.76	St. Petersburg	27 Jun 98
35 Kilometres Road Walk						
<i>The initial World Athletics world record in this event is to be set and recognised only after January 1, 2023, with a minimum standard of 2:38:00</i>						
W, EUR	2:38:24 #	Klavdiya Afanasyeva	RUS	15.1.96	Sochi	18 Feb 19
<i>Pace – 5km: 22:00; 10km: 44:56; 15km: 67:20; 20km: 1:29:40; 25km: 1:52:00</i>						
EUR	2:39:16	María Pérez	ESP	29.4.96	Lepe	30 Jan 22
ASI	2:43:06	Qieyang Shijie	CHN	11.11.90	Dudince	23 Apr 22
SAM	2:43:19	Kimberley García	PER	19.10.93	Dudince	23 Apr 22
NAM	2:49:29	Robyn Stevens	USA	24.4.83	Dudince	23 Apr 22
CAC	2:52:07	Mirna Ortiz	GUA	28.2.87	San Jerónimo	8 May 22
OCE, Com	2:53:34+ #	Claire Woods/Tallent	AUS	6.7.81	Taicang	5 May 18
AFR	3:20:25+ #	Natalie Le Roux	RSA	10.6.82	Taicang	5 May 18
<i>Age records & best performances</i>						
Wu20	3:25:08	Jana Zikmundová	CZE	2.10.02	Banská Bystrica	17 Oct 21
Wo35	2:45:51	Inês Henriques	POR	1.5.80	Porto de Mos	7 Jan 18
Wo40	2:51:59	Nadiya Borovska	UKR	25.2.81	Ivano-Frankivsk	24 Oct 21

EVENT	MARK	TEAM	VENUE	DATE
50,000 Metres Track Walk				
<i>It was the initial proposal of the World Athletics Race Walking Committee to recognise as first world record the best performance which, on December 31, 2018, was better than 4:20:00</i>				
W, NAM	4:29:45.6 (4:29:45.56)	Katie Burnett <i>Her pace – 20,000m: 1:45:69.03; 30,000m: 2:38:22.42; 35,000m: 3:04:47.1; 40,000m: 3:33:06.16</i>	USA 7.10.88 San Diego	13 Jul 19
EUR	4:55:19.4	Svetlana Bychenkova	RUS 17.2.76 Sankt-Peterburg	27 Jul 98
50 Kilometres Road Walk				
W ^[1]	3:50:42 #	Yelena Lashmanova <i>Her pace – 5km: 22:55; 10km: 45:51; 15km: 68:44; 20km: 1:31:46; 25km: 1:54:40; 30km: 2:17:29; 35km: 2:40:22; 40km: 3:03:16; 45km: 3:26:36</i>	RUS 9.4.92 Voronovo	5 Sep 20
WA, ASI	3:59:15	Liu Hong <i>Her pace (unofficial at 5ks) – 5km: 24:33; 10km: 48:41; 15km: 1:13:00; 20km: 1:37:13; 25km: 2:01:17; 30km: 2:25:03; 35km: 2:48:56; 40km: 3:12:47; 45km: 3:35:44</i>	CHN 12.5.87 Huangshan	9 Mar 19
EUR	4:04:50	Eleonora Giorgi	ITA 14.9.89 Alytus	19 May 19
OCE, Com	4:09:33	Claire Woods/Tallent	AUS 6.7.81 Taicang	5 May 18
SAM	4:11:12	Johana Ordóñez	ECU 12.12.87 Lima	11 Aug 19
CAC	4:13:56A	Mirna Ortiz	GUA 28.2.87 Guatemala City	24 Feb 19
NAM	4:21:51	Katie Burnett	USA 10.7.88 London	13 Aug 17
AFR	4:48:00	Natalie Le Roux	RSA 10.6.82 Taicang	5 May 18
<i>Age records & best performances</i>				
Wu20	4:52:39	Despina Zapounidou	GRE 5.10.85 Scanzorosciate	17 Oct 04
Wo35	4:05:56	Inês Henriques	POR 1.5.80 London	13 Aug 17
Wo40	4:29:15	Aggeliki Makrí	GRE 25.9.78 Alytus	19 May 19
1 No international judges, as was the case also with 3:57:08 Klavdiya Afanasyeva RUS (15.1.96) Cheboksary 16 Jun 19				
4 x 100 Metres Relay				
WA, NAM	40.82	United States <i>Tianna Madison 11.12, Allyson Felix, 9.97, Bianca Knight 10.33, Carmelita Jeter 9.70</i>	London	10 Aug 12
CAC, Com	41.02	Jamaica <i>Briana Williams, Elaine Thompson-Herah, Shelly-Ann Fraser-Pryce, Shericka Jackson</i>	Tokyo	6 Aug 21
EUR	41.37	German Democratic Republic <i>Silke Gladisch 11.13, Sabine Rieger 10.14, Ingrid Auerswald 10.40, Marlies Göhr 10.02</i>	Canberra	6 Oct 85
ASI	42.23	Sichuan Province/PR of China <i>Xiao Lin, Li Yali, Liu Xiaomei, Li Xuemei</i>	Shanghai	23 Oct 97
SAM	42.29	Brazil <i>Evelyn dos Santos, Ana Cláudia Silva, Franciela Krasucki, Rosângela Santos</i>	Moskva	18 Aug 13
AFR	42.39	Nigeria <i>Beatrice Utondu, Faith Idehen, Christy Opara, Mary Onyali</i>	Barcelona	7 Aug 92
OCE	42.99A	Australia <i>Rachel Massey, Suzanne Broadrick, Jodi Lambert, Melinda Gainsford-Taylor</i>	Pietersburg	18 Mar 00
<i>Age records</i>				
Wu18	44.05	German Democratic Republic <i>Petra Koppetsch, Marlies Oelsner, Margit Sinzel, Christina Brehmer</i>	Athína	24 Aug 75
Wu20	42.58X#	Jamaica <i>Serena Cole, Tina Clayton, Brianna Lyston, Tia Clayton</i>	Kingston	17 Apr 22
WAu20	42.94A	Jamaica <i>Serena Cole 11.73, Tina Clayton 10.46, Kerrica Hill 10.61, Tia Clayton 10.14</i>	Nairobi	22 Aug 21
Wo35	47.65	Trinidad and Tobago <i>Donelle Stafford, Sasha Springer, Ayanna Hutchinson, Marsha Mark-Baird</i>	Lyon	16 Aug 15
Wo40	48.01	Australia <i>Gianna Mogentale, Julie Brims, Jackie Bezuidenhout, Kylie Strong</i>	Lahti	8 Aug 09
4 x 200 Metres Relay				
WA, NAM	1:27.46	United States "Blue" <i>LaTasha Jenkins, LaTasha Colander, Nanceen Perry, Marion Jones 20.8</i>	Philadelphia	29 Apr 00
EUR	1:28.15	German Democratic Republic <i>Marlies Göhr, Romy Müller, Bärbel Wöckel, Marita Koch</i>	Jena	9 Aug 80
CAC, Com	1:29.04	Jamaica <i>Jura Levy, Shericka Jackson, Sashalee Forbes, Elaine Thompson</i>	Nassau	22 Apr 17
AFR	1:30.52	Nigeria <i>Blessing Okagbare, Regina George, Dominique Duncan, Christy Udoh</i>	Nassau	2 May 15
OCE	1:32.6	Australia/New Zealand <i>Raelene Boyle/AUS, Sue Jowett/NZL, Denise Robertson/AUS, Barbara Wilson/AUS</i>	Brisbane	25 Jan 76
	1:35.8y #	Australia <i>Marion Hoffman, Raelene Boyle, Pam Kilborn, Jenny Lamy</i>	Brisbane	9 Nov 69
	1:36.14 #	Australia <i>Esther Paolo, Kathy Sambell, Melissa Moore, Monique Dunstan</i>	Walnut	21 Apr 91
ASI	1:32.76	PR of China <i>Liang Xiaojing, Wei Yongli, Kong Lingwei, Ge Manqi</i>	Yokohama	12 May 19
SAM	1:35.91	Ecuador <i>Virginia Villalba, Gabriela Anahí Suárez, Narcisa Landazuri, Ángela Tenorio</i>	Yokohama	12 May 19

EVENT	MARK	TEAM	VENUE	DATE
4 x 400 Metres Relay				
WA, EUR	3:15.17	USSR	Seoul	1 Oct 88
		<i>Tatyana Ledovskaya 50.12, Olga V. Nazarova 47.82, Mariya Pinigina 49.43, Olga Bryzgina 47.80</i>		
NAM	3:15.51	United States	Seoul	1 Oct 88
		<i>Denean Hill 49.82, Diane Dixon 49.17, Valerie Brisco 48.44, Florence Griffith Joyner 48.08</i>		
CAC, Com	3:18.71	Jamaica	Daegu	3 Sep 11
		<i>Rosemarie Whyte 50.4e, Davita Prendergast 49.3e, Novlene Williams Mills 49.84, Shericka Williams 49.22</i>		
AFR	3:21.04	Nigeria	Atlanta	3 Aug 96
		<i>Olabisi Afolabi 51.13, Fatima Yusuf 49.72, Charity Opara 51.29, Falilat Ogunkoya 48.90</i>		
OCE	3:23.81	Australia	Sydney	30 Sep 00
		<i>Nova Peris-Kneebone 51.71, Tamsyn Lewis 51.69, Melinda Gainsford-Taylor 51.06, Cathy Freeman 49.35</i>		
ASI	3:24.28	PR of China/Hebei	Beijing	13 Sep 93
		<i>An Xiaohong, Bai Xiaoyun, Cao Chunying, Ma Yuqin</i>		
SAM	3:26.68	BMF & Bovespa/Brazil	Sao Paulo	7 Aug 11
		<i>Geisa Coutinho, Bárbara de Oliveira, Joelma Souza, Jailma de Lima</i>		
<i>Age records</i>				
Wu18	3:36.98	Great Britain & NI	Duisburg	26 Aug 73
		<i>Janet Ravenscroft, Evelyn McMeekin, Ruth Kennedy, Sue Pettett</i>		
Wu20	3:24.04AX	United States	San José/CRC	21 Jul 19
		<i>Alexis Holmes 51.6, Kimberly Harris 51.2, Ziyah Holman 51.4, Kayla Davis 49.8</i>		
WAu20	3:27.60	United States	Grosseto	18 Jul 04
		<i>Alexandria Anderson 52.4e, Ashlee Kidd 52.4e, Stephanie Smith 51.1, Natasha Hastings 51.8</i>		
Wo35	3:50.80	Great Britain & NI	Gateshead	8 Aug 99
		<i>Virginia Mitchell, Jennie Mathews, Angela Beadnall, Linda Gabriel</i>		
Wo40	3:56.02	Germany	Potsdam	25 Aug 02
		<i>Martina Seidel, Irena Gazda-Sagolla, Martina Kroner, Brigitte Heidrich</i>		
4 x 800 Metres Relay				
WA, EUR	7:50.17	USSR	Moskva	5 Aug 84
		<i>Nadezhda Olizarenko RUS/UKR, Lyubov Gurina RUS, Lyudmila Borisova RUS, Irina Podyalovskaya BLR</i>		
NAM	8:00.62	United States	Nassau	3 May 15
		<i>Chanelle Price 2:01.30, Maggie Vessey 2:00.92, Molly Ludlow 1:59.50, Alysia Montaño 1:58.90</i>		
AFR, Com	8:04.28	Kenya	Nassau	25 May 14
		<i>Agatha Kimaswai 2:03.8, Sylvia Chesebe 2:01.7, Janeth Jepkosgei 1:59.6, Eunice Sum 1:59.2</i>		
OCE	8:13.26	Australia	Nassau	25 May 14
		<i>Brittany McGowan 2:03.6, Zoe Buckman 2:01.6, Selma Kajan 2:02.2, Melissa Duncan 2:05.9</i>		
CAC	8:15.84	Cuba	Nassau	3 May 15
		<i>Rose Mary Almanza 2:00.45, Arletis Thaireaux 2:09.03, Gilda Casanova 2:03.94, Sahily Diago 2:02.42</i>		
ASI	8:16.2 #	Liaoning/PR of China	Shanghai	3 Oct 91
		<i>Liu Dong, Chen Yumei, Qu Yunxia, Liu Li</i>		
SAM	9:19.7	Valparaiso/Chile	Valparaiso	2 Dec 72
		<i>Gloria González, Nancy González, Anela Bergamini, Cabrie</i>		
<i>Age record</i>				
Wo35, Wo40	9:16.91	Canada	Vancouver	28 Aug 16
		<i>Shari Boyle, Courtney Babcock, Diane Cummins, Larissa MacMillan</i>		
Distance Medley Relay (1200m - 400m - 800m - 1600m)				
WA, NAM	10:33.85i	New Balance All-Stars/USA	Boston (Allston)	15 Apr 22
		<i>Heather MacLean 3:14.92, Kendall Ellis 52.04, Roisin Willis 2:03.29, Elle Purrier St. Pierre 4:23.60</i>		
	10:36.50	United States	Nassau	2 May 15
		<i>Treniere Moser 3:18.38, Sanya Richards-Ross 50.12, Ajeé Wilson 2:00.08, Shannon Rowbury 4:27.92</i>		
AFR, Com	10:43.35 #	Kenya	Nassau	2 May 15
		<i>Selah Busienei 3:18.96, Joyce Zakari 52.59, Sylvia Chesebe 2:03.32, Virginia Nyambura 4:28.48</i>		
EUR	10:45.32 ^[1] #	Poland	Nassau	2 May 15
		<i>Katarzyna Broniatowska 3:19.87, Monika Szczesna 54.12, Angelika Cichocka 2:01.06, Sofia Ennaoui 4:30.27</i>		
OCE	10:46.94	Australia	Nassau	2 May 15
		<i>Melissa Duncan 3:19.78, Samantha Lind 53.31, Brittany McGowan 2:03.15, Heidi See 4:30.70</i>		
ASI, CAC, SAM		Not established		
¹ European Athletics list this mark as a "Performance of Reference. Any performances equal to or better than this Performance of Reference can be ratified as a new European Record in case all the required conditions are met."				
4 x 1500 Metres Relay				
WA, NAM	16:27.02	Nike-Bowerman Track Club/USA	Portland	31 Jul 20
		<i>Colleen Quigley 4:08, Elise Cranny 4:09, Karissa Schweizer 4:06, Shelby Houlihan 4:04</i>		
AFR, Com	16:33.58	Kenya	Nassau	24 May 14
		<i>Mercy Cherono 4:07.5, Faith Kipyegon 4:08.5, Irene Jelagat 4:10.5, Hellen Obiri 4:07.1</i>		
OCE	17:08.65	Australia	Nassau	24 May 14
		<i>Zoe Buckman 4:08.0, Bridey Delaney 4:15.6, Brittany McGowan 4:29.1, Melissa Duncan 4:16.0</i>		
EUR	17:19.09 ^[1]	Ireland	London	25 Jun 00
		<i>Maria Lynch 4:22.9, Elaine Fitzgerald 4:18.8, Pauline Thom 4:29.5, Sonia O'Sullivan 4:07.9</i>		

EVENT	MARK	TEAM	VENUE	DATE
ASI	18:31.18#	Hitachi/Japan <i>Mina Ogawa, Chizuko Ishikawa, Sayuri Kumagai, Hitomi Nakasaka</i>	Hitachinaka	26 May 96
SAM	20:11.0#	Unión Deportiva Argentina/Argentina <i>Olga Caccaviello, Iris Fernández, Liliana Angelucci, Beatriz Vázquez</i>	Buenos Aires	21 Aug 77
CAC	24:05.6	Cuba <i>Isabel Dickinson, Guadalupe Rivero, Norma Pérez, Isis Rodríguez</i>	La Habana	13 May 72

1 European Athletics list 17:51.48 Romania (Claudia Bobocea 4:18.0, Florina Pierdevară 4:18.0, Anca Maria Bunea 4:36.9, Lenuta Simiuc 4:38.6) Nassau 24 May 14 as a "Performance of Reference. Any performances equal to or better than this Performance of Reference can be ratified as a new European Record in case all the required conditions are met."

Road Relay (5km/10km/5km/10km/5km/7.195km)

WA, ASI	2:11:41	PR of China <i>Jiang Bo 15:42, Dong Yanmei 31:36, Zhao Fengdi 15:16, Ma Zaijie 31:01, Lan Lixin 15:50, Li Na 22:16</i>	Beijing	28 Feb 98
AFR, Com	2:13:35	Kenya <i>Philes Ongori 15:11, Evelyne Kimwei 31:20, Sally Chepyego 15:31, Catherine Ndereba 32:03, Jane Wanjiku 16:22, Lucy Kabuu 23:08</i>	Chiba	23 Nov 06
EUR	2:14:51 ^[1] #	Russia <i>Liliya Shobukova 15:26, Inga Abitova 32:18, Olesya Syreva 16:02, Lidia Grigoryeva 32:13, Galina Bogomolova 16:16, Maria Konovalova 22:36</i>	Chiba	23 Nov 06
OCE	2:15:49	New Zealand <i>Marguerite Buist, Jacqueline Goodman, Anne Hannam, Sonia Barry, Lesley Ryan, Lorraine Moller</i>	Chiba	18 Dec 88
NAM	2:19:40	United States <i>Carmen Ayala-Troncoso 16:22, Lori Hewig 33:42, Tamala Gdowski 16:12, Inge Schuurmans 33:42, Cici St. Geme 15:59, Lucy Nursala 23:43</i>	Litochoro	16 Apr 94
CAC	2:26:42	Mexico <i>Isabel Carreno 16:50, Guadeloupe Roman 35:08, Monica Martel 17:59, Esmeralda Guillen 34:54, Elvia Marques 17:22, Lucia Mendiola 24:29</i>	Litochoro	16 Apr 94
SAM	2:32:55	Brazil <i>Ana de Souza 16:59, Maria Vieira 37:01, Celia dos Santos 17:08, Rosangela Farias 37:03, Solange de Sousa 17:42, Selma dos Reis 27:02</i>	Manaus	18 Apr 98

1 European Athletics list this mark as a "Performance of Reference. Any performances equal to or better than this Performance of Reference can be ratified as a new European Record in case all the required conditions are met."

Additional world best performances (in events which no longer have, or never had, World Athletics world record status)

50 Metres	5.93+ -0.1	Marion Jones	USA	12.10.75	Sevilla	22 Aug 99
60 Metres	6.81+ 0.1	Shelly-Ann Fraser-Pryce	JAM	27.12.86	Doha	29 Sep 19
100 Yards	9.91 -1.1	Veronica Campbell-Brown	JAM	15.5.82	Ostrava	31 May 11
150 Metres (bend)	16.10+ 1.3	Florence Griffith Joyner	USA	21.12.59	Seoul	29 Sep 88
150 Metres (straight)	16.23 -0.7	Shaunae Miller-Uibo	BAH	15.4.94	Boston	20 May 18
300 Metres	34.1h+	Marita Koch	GDR	18.2.57	Canberra	6 Oct 85
	34.41	Shaunae Miller-Uibo	BAH	15.4.94	Ostrava	20 Jun 19
500 Metres	65.9	Tat'ána Kocembová	TCH/CZE	2.5.62	Ostrava	2 Aug 84
600 Metres	1:21.77	Caster Semenya	RSA	7.1.91	Berlin	27 Aug 17
Two Miles	8:58.58	Meseret Defar	ETH	19.11.83	Bruxelles	14 Sep 07
10 Miles	49:21+▲	Brigid Kosgei	KEN	20.2.94	South Shields	8 Sep 19
	49:29+	Caroline Kipkirui	KEN	26.5.94	Ras Al Khaimah	9 Feb 18
15 Kilometres Road	44:20 ^{MX}	Letesenbet Gidey	ETH	20.3.98	Nijmegen	17 Nov 19
	46:24+wo ^[1]	Joyciline Jepkosgei	KEN	8.12.93	Gdynia	17 Oct 20
	46:24+wo ^[1]	Peres Jepchirchir	KEN	27.9.93	Gdynia	17 Oct 20
	46:24+wo ^[1]	Yasemin Can (ex-KEN)	TUR	11.12.96	Gdynia	17 Oct 20
	46:24+wo ^[1]	Ababel Yeshaneh	ETH	22.7.91	Gdynia	17 Oct 20
	46:24+wo ^[1]	Zeineba Yimer	ETH	17.6.98	Gdynia	17 Oct 20
20,000 Metres	1:05:26.6	Tegla Loroupe	KEN	9.5.73	Borgholzhausen	3 Sep 00
20 Kilometres Road	59:35+MX ^[2]	Letesenbet Gidey	ETH	20.3.98	Valencia	24 Oct 21
	62:04+wo ^[3]	Peres Jepchirchir	KEN	27.9.93	Gdynia	17 Oct 20
	62:04+wo ^[3]	Yalemzerf Yehualaw	ETH	3.8.99	Gdynia	17 Oct 20
	62:04+wo ^[3]	Melat Yisak Kejeta (ex-ETH)	GER	27.9.92	Gdynia	17 Oct 20
25,000 Metres	1:27:05.84	Tegla Loroupe	KEN	9.5.73	Mengerskirchen	21 Sep 02
25 Kilometres Road	1:19:33+MX ^[4]	Brigid Kosgei	KEN	20.2.94	Chicago	13 Oct 19
	1:19:43a+wo	Mary Keitany	KEN	18.1.82	London	23 Apr 17
	1:21:48+wo	Ruth Chepngetich	KEN	8.8.94	Nagoya	13 Mar 22
30,000 Metres	1:45:50.0	Tegla Loroupe	KEN	9.5.73	Warstein	6 Jun 03
30 Kilometres Road	1:35:18+MX ^[5]	Brigid Kosgei	KEN	20.2.94	Chicago	13 Oct 19
	1:36:05+wo	Mary Keitany	KEN	18.1.82	London	23 Apr 17
35 Kilometres Road	1:51:14+	Brigid Kosgei	KEN	20.2.94	Chicago	13 Oct 19
40 Kilometres Road	2:07:11+	Brigid Kosgei	KEN	20.2.94	Chicago	13 Oct 19
100,000 Metres	7:14:05.8	Norimi Sakurai	JPN	20.4.71	San Giovanni Lupatoto	27 Sep 03
24 Hours (Track)	262,192m	Camille Herron	USA	25.12.81	Pheonix	9 Dec 18
2000 Metres SC	5:52.80	Gesa Felicitas Krause	GER	3.8.92	Berlin	1 Sep 19

EVENT	MARK	WIND	NAME	COUNTRY	BORN	VENUE	DATE
200m Hurdles (bend)	24.8	0.4	Yadisleidis Pedroso (ex-CUB)	ITA	28.1.87	Caserta	6 Apr 13
	25.20	-1.0	Dalilah Muhammad	USA	7.2.90	Northridge	10 Mar 18
200m Hurdles (straight)	24.86	0.1	Shiann Salmon	JAM	31.3.99	Boston	23 May 21
300 Metres Hurdles	36.86		Femke Bol	NED	23.2.00	Ostrava	31 May 22
Pre-'99 Javelin Throw	80.00		Petra Felke	GDR	30.7.59	Potsdam	9 Sep 88
3000 Metres Walk	11:35.34i		Gillian O'Sullivan	IRL	21.8.76	Belfast	15 Feb 03
	11:48.24		Ileana Salvador	ITA	16.1.62	Padova	29 Aug 93
5000 Metres Walk	20:01.80		Eleonora Giorgi	ITA	14.9.89	Misterbianco	18 May 14
10 Kilometres Walk	41:04		Yelena Nikolayeva	RUS	1.2.66	Sochi	20 Apr 96
30 Kilometres Walk	2:19:43 ^[6]		Eleonora Giorgi	ITA	14.9.89	Catania	31 Jul 16
4x100 Metres Hurdles	50.50		United States "Blue"	USA		Des Moines	24 Apr 15
			<i>Brianna Rollins, Dawn Harper-Nelson, Queen Harrison, Kristi Castlin</i>				

Current World Athletics world under-20 record at other event

10 Kilometres Walk	41:57 ^[7]		Gao Hongmiao	CHN	17.3.74	Beijing	8 Sep 93
--------------------	----------------------	--	--------------	-----	---------	---------	----------

Footnotes

- (15km Women Only) worldathletics.org do not show the marks of 46:24+ above and list as their world best 46:59+ Lornah Kiplagat NED (1.5.74) Udine 14 Oct 07
- (20km Mixed) worldathletics.org do not show 59:46+ Gidey above and list as their world best 61:25+ Joyciline Jepkosgei KEN (8.12.93) Praha 1 Apr 17
- (20km Women Only) worldathletics.org do not show the marks of 62:04+ above and list as their world best 62:57 Lornah Kiplagat NED (1.5.74) Udine 14 Oct 07
- (25km Mixed) worldathletics.org do not show 1:19:33+ Kosgei above and list as their world best 1:19:53+ Mary Keitany KEN (18.1.82) Berlin 9 May 10
- (30km Mixed) worldathletics.org do not show 1:35:18+ Kosgei above and list as their world best 1:36:05+ Mary Keitany KEN (18.1.82) London 23 Apr 17
- (30km Walk) worldathletics.org do not show 2:19:43 Giorgi above and list as their world best 2:24:33 Paola Pérez ECU (21.12.89) Hauppauge 22 Oct 17
- (Under-20 10km Walk) 41:52 Tatyana Mineyeva RUS (10.8.90) Penza 5 Sep 09 – not ratified because no application was made

Additional World under-18 bests

2000 Metres SC	6:11.83		Korahubsh Itaa	ETH	28.2.92	Bressanone	10 Jul 09
5000 Metres Walk	20:28.05		Tatyana Kalmykova	RUS	10.1.90	Ostrava	12 Jul 07
Medley Relay	2:03.42		Jamaica			Lille	10 Jul 11
			<i>Christiana Williams, Shericka Jackson, Chris-Ann Gordon, Olivia James</i>				

Performances superior or equal to Asian records by athletes from former USSR Republics prior to 1992

1000 Metres	2:33.6		Svetlana Ulmasova	UZB	4.2.53	Podolsk	5 Aug 79
High Jump	2.01		Olga Turchak	KAZ	5.3.67	Moskva	7 Jul 86
Long Jump	7.31	1.5	Yelena Kokonova	KAZ	4.8.63	Alma-Ata	12 Sep 85

UNIVERSAL**4 x 400 Metres Relay**

WA, NAM	3:09.34		United States			Doha	29 Sep 19
			<i>Wil London 44.9, Allyson Felix ♀ 50.4, Courtney Okolo ♀ 50.0, Michael Cherry 44.1</i>				
EUR	3:09.87		Poland			Tokyo	31 Jul 21
			<i>Karol Zalewski 45.11, Natalia Kaczmarek ♀ 49.91, Justyna Świąty-Ersetic ♀ 50.47, Kajetan Duszyński 44.38</i>				
CAC	3:10.21		Dominican Republic			Tokyo	31 Jul 21
			<i>Lidio Feliz 45.24, Marileidy Paulino ♀ 48.73, Anabel Medina ♀ 51.34, Alexander Ogando 44.90</i>				
Com	3:11.76		Jamaica			Doha	29 Sep 19
			<i>Sean Bailey 46.11, Junelle Bromfield ♀ 50.57, Stacey-Ann Williams ♀ 50.28, Karayme Bartley 44.80</i>				
ASI	3:11.82		Bahrain			Doha	29 Sep 19
			<i>Musa Isah 46.1, Aminat Jamal ♀ 52.4, Salwa Eid Naser ♀ 49.1, Abbas Abubaker 44.3</i>				
AFR	3:13.60		Nigeria			Tokyo	30 Jul 21
			<i>Ifeanyi Emmanuel Ojeli 46.08, Imeobong Nse Uko ♀ 50.61, Samson Oghenewegba 45.62, Patience George ♀ 51.29</i>				
SAM	3:15.89		Brazil			Tokyo	30 Jul 21
			<i>Pedro Luis de Oliveira 46.09, Tiffani Marinho ♀ 51.30, Tabata de Carvalho ♀ 52.69, Anderson Henriques 45.81</i>				
OCE	3:17.00		Australia			Gold Coast	12 Jun 21
			<i>Bendere Oboya ♀, Anneliese Rubie-Renshaw ♀, Tyler Gunn, Alex Beck</i>				
<i>Age records & best performances</i>							
Wu18	3:19.54A		United States			Cali	19 Jul 15
			<i>Keshun Reed, Lynna Irby ♀, Norman Grimes, Samantha Watson ♀</i>				
Wu20	3:19.70A		Nigeria			Nairobi	18 Aug 21
			<i>Chidera Johnson 47.75, Imeobong Nse Uko ♀ 51.10, Opeyemi Oke ♀ 54.41, Bamidele Ajayi 46.44</i>				

Additional world best performances (in events which do not have World Athletics world record status)

2x2x400 Metres Relay	3:36.92		United States			Yokohama	11 May 19
			<i>Ce'Aira Brown ♀ 56.3, Donovan Brazier, 50.8, Brown ♀ 61.0, Brazier 48.9</i>				
Shuttle Hurdles Relay	54.42		Team Blue/USA			Des Moines	29 Apr 16
			<i>Kristi Castlin ♀, Spencer Adams, Nia Ali ♀, Eddie Lovett</i>				

EVENT	MARK	NAME	COUNTRY	BORN	VENUE	DATE
-------	------	------	---------	------	-------	------

WORLD ATHLETICS INDOOR RECORDS

(as at May 31, 2022)

MEN

50 Metres ^[1]	5.56A	Donovan Bailey	CAN	16.12.67	Reno	9 Feb 96
60 Metres	6.34A	Christian Coleman	USA	6.3.96	Albuquerque	18 Feb 18
200 Metres	19.92	Frankie Fredericks	NAM	2.10.67	Liévin	18 Feb 96
400 Metres ^[2]	44.57	Kerron Clement	USA	31.10.85	Fayetteville	12 Mar 05
800 Metres	1:42.67	Wilson Kipketer (ex-KEN)	DEN	12.12.70	Paris	9 Mar 97
1000 Metres	2:14.20	Ayanleh Souleiman	DJI	3.12.92	Stockholm	17 Feb 16
1500 Metres	3:30.60	Jakob Ingebrigtsen	NOR	19.9.00	Liévin	17 Feb 22
One Mile	3:47.01	Yomif Kejelcha	ETH	1.8.97	Boston (Allston)	3 Mar 19
3000 Metres	7:24.90	Daniel Komen	KEN	17.5.76	Budapest	6 Feb 98
5000 Metres	12:49.60	Kenenisa Bekele	ETH	13.6.82	Birmingham	20 Feb 04
50 Metres Hurdles	6.25	Mark McKoy (later AUT)	CAN	10.12.61	Kobe	5 Mar 86
60 Metres Hurdles	7.29	Grant Holloway	USA	19.11.97	Madrid	24 Feb 21
	7.29	Grant Holloway	USA	19.11.97	Beograd	20 Mar 22
High Jump	2.43	Javier Sotomayor	CUB	13.10.67	Budapest	4 Mar 89
Pole Vault	6.20	Armand Duplantis (ex-USA)	SWE	10.11.99	Beograd	20 Mar 22
Long Jump	8.79	Carl Lewis	USA	1.7.61	New York	27 Jan 84
Triple Jump	18.07	Hugues Fabrice Zango	BUR	25.6.93	Aubiére	16 Jan 21
Shot Put	22.82	Ryan Crouser	USA	18.12.92	Fayetteville	24 Jan 21
Heptathlon	6645	Ashton Eaton	USA	21.1.88	Istanbul	10 Mar 12
		<i>60m: 6.79; LJ: 8.16; SP: 14.56; HJ: 2.03 (3654 first day)</i>				
		<i>60mH: 7.68; PV: 5.20; 1000m: 2:32.77 (2991 second day)</i>				
5000 Metres Walk	18:07.08	Mikhail Shchennikov	RUS	24.12.67	Moskva	14 Feb 95
4x200m Relay	1:22.11	Great Britain & NI	GBR		Glasgow	3 Mar 91
		<i>Linford Christie 20.6, Darren Braithwaite 20.7, Ade Mafe 20.7, John Regis 20.1</i>				
4x400m Relay ^{[3], [4]}	3:01.51	University of Houston	USA		Clemson	9 Feb 19
		<i>Amere Lattin 46.33, Obi Igbokwe 44.93, Jermaine Holt 45.80, Kahmari Montgomery 44.45</i>				
4x800m Relay	7:11.30	Hoka One One NJ*NY Track Club	USA		Boston (Allston)	25 Feb 18
		<i>Joe McAsey 1:49.03, Kyle Merber 1:47.11, Chris Giesting 1:47.43, Jesse Garn 1:47.73</i>				

Missed Records

- 5.56 Maurice Greene USA (23.7.74) Los Angeles 13 Feb 99 – No doping control
- 44.52 Michael Norman USA (3.12.97) College Station 10 Mar 18 – No confirmation that doping control procedures were compliant
- 3:01.39 Texas A&M University USA (Ilo Izu 46.57, Robert Grant 44.83, Devin Dixon 45.48, Mylik Kerley 44.51) College Station 10 Mar 18 – No confirmation that doping control procedures were compliant
- 3:00.77 University of Southern California (Zachary Shinnick/USA 46.24, Rai Benjamin/ANT 44.35, Ricky Morgan/USA 45.66, Michael Norman/USA 44.52) College Station 10 Mar 18 – Team included members from more than one country

Best marks within combined events (not ratified, in completed heptathlons of more than 5500 points):

60 Metres	6.61	Chris Huffins (6128)	USA	15.4.70	Paris	8 Mar 97
Long Jump	8.26	Simon Ehammer (6285)	SUI	7.2.00	Aubiére	29 Jan 22
Shot Put	17.17	Aleksey Drozdov (6141)	RUS	3.12.83	Doha	12 Mar 10
High Jump	2.30	Derek Drouin (5817)	CAN	6.3.90	Geneva, OH	22 Feb 13
60 Metres Hurdles	7.60	Ashton Eaton (6568)	USA	21.1.88	Tallinn	6 Feb 11
Pole Vault	5.60	Alex Averbukh (later ISR) (6144)	RUS	1.10.74	Valencia	1 Mar 98
1000 Metres	2:23.63	Curtis Beach (6138)	USA	22.7.90	Nampa	10 Mar 12

WOMEN

50 Metres	5.96+	Irina Privalova	RUS	12.11.68	Madrid	9 Feb 95
60 Metres	6.92	Irina Privalova	RUS	12.11.68	Madrid	11 Feb 93
	6.92	Irina Privalova	RUS	12.11.68	Madrid	9 Feb 95
200 Metres	21.87	Merlene Ottey	JAM	10.5.60	Liévin	13 Feb 93
400 Metres	49.59	Jarmila Kratochvílová	TCH	26.1.51	Milano	7 Mar 82
800 Metres	1:55.82	Jolanda Čeplak	SLO	12.9.76	Wien	3 Mar 02
1000 Metres	2:30.94	Maria Mutola	MOZ	27.10.72	Stockholm	25 Feb 99
1500 Metres	3:53.09	Gudaf Tsegay	ETH	13.6.97	Liévin	9 Feb 21
One Mile	4:13.31	Genzebe Dibaba	ETH	8.2.91	Stockholm	17 Feb 16
3000 Metres	8:16.60	Genzebe Dibaba	ETH	8.2.91	Stockholm	6 Feb 14
5000 Metres	14:18.86	Genzebe Dibaba	ETH	8.2.91	Stockholm	19 Feb 15
50 Metres Hurdles	6.58	Cornelia Oschkenat	GDR	29.10.61	Berlin	20 Feb 88
60 Metres Hurdles	7.68	Susanna Kallur	SWE	16.2.81	Karlsruhe	10 Feb 08
High Jump	2.08	Kajsa Bergqvist	SWE	12.10.76	Arnstadt	4 Feb 06
Pole Vault ^[1]	5.02A	Jenn Suhr	USA	5.2.82	Albuquerque	2 Mar 13
Long Jump	7.37	Heike Drechsler	GDR	16.12.64	Wien	13 Feb 88
Triple Jump	15.74	Yulimar Rojas	VEN	21.10.95	Beograd	20 Mar 22
Shot Put	22.50	Helena Fibingerová	TCH/CZE	13.7.49	Jablonec	19 Feb 77
Pentathlon	5013	Nataliya Dobrynska	UKR	29.5.82	Istanbul	9 Mar 12
		<i>60mH: 8.38; HJ: 1.84; SP: 16.51; LJ: 6.57; 800: 2:11.15</i>				
3000 Metres Walk ^[2]	11:40.33	Claudia Iovan/Ştef	ROU	25.2.78	Bucureşti	30 Jan 99

EVENT	MARK	TEAM	VENUE	DATE
4x200m Relay	1:32.41	Russia <i>Yekaterina Kondratyeva, Irina Khabarova, Yuliya Pechonkina, Yuliya Gushchina</i>	Glasgow	29 Jan 05
4x400m Relay	3:23.37	Russia <i>Yuliya Gushchina 51.75, Olga Kotlyarova 50.40, Olga Zaytseva 51.03, Olesya Krasnomovets 50.19</i>	Glasgow	28 Jan 06
4x800m Relay	8:05.89	United States <i>Chrishuna Williams 2:05.10, Raevyn Rogers 2:00.45, Charlene Lipsey 2:01.97, Ajee Wilson 1:58.37</i>	USA New York	3 Feb 18

Missed Records

- 1 5.03 Jenn Suhr USA (5.2.82) Brookport 30 Jan 16 – No application and insufficient doping control
2 11:35.34 Gillian O'Sullivan IRL (21.8.76) Belfast 15 Feb 03 – Insufficient judges

Best marks within combined events (not ratified, in completed pentathlons of more than 4200 points):

60 Metres Hurdles	7.91	Jessica Ennis (4965)	GBR	28.1.86	Istanbul	9 Mar 12
High Jump	1.99	Tia Hellebaut (4867)	BEL	16.2.78	Valencia	7 Mar 08
Shot Put	20.27	Eva Wilms (4641)	FRG	28.7.52	Berlin	30 Jan 77
Long Jump	6.89	Katarina Johnson-Thompson (5000)	GBR	9.1.93	Praha	6 Mar 15
800 metres	2:04.42	Ester Goossens (4212)	NED	21.2.72	Frankfurt-Kalbach	9 Feb 97

WORLD ATHLETICS UNDER-20 INDOOR RECORDS

(as at May 31, 2022)

MEN

60 Metres	6.51	Mark Lewis-Francis	GBR	4.9.82	Lisboa	11 Mar 01
200 Metres	20.37	Walter Dix	USA	31.1.86	Fayetteville	11 Mar 05
400 Metres	44.80	Kirani James	GRN	1.9.92	Fayetteville	27 Feb 11
800 Metres	1:44.35	Yuriy Borzakovskiy	RUS	12.4.81	Dortmund	30 Jan 00
1000 Metres	2:15.77	Abubaker Kaki	SUD	21.6.89	Stockholm	21 Feb 08
1500 Metres	3:36.02	Jakob Ingebrigtsen	NOR	19.9.00	Düsseldorf	20 Feb 19
One Mile	3:55.02	German Fernandez	USA	2.11.90	College Station	28 Feb 09
3000 Metres	7:32.87	Hagos Gebrhiwet	ETH	11.5.94	Boston (Roxbury)	2 Feb 13
5000 Metres	12:53.29	Isiah Koech	KEN	19.12.93	Düsseldorf	11 Feb 11
60m Hurdles (99/100cm)	7.34	Sasha Zhoya	FRA	25.6.02	Miramas	22 Feb 20
High Jump	2.35	Vladimir Yashchenko	URS/UKR	12.1.59	Milano	12 Mar 78
Pole Vault	5.88	Armand Duplantis (ex-USA)	SWE	10.11.99	Clermont-Ferrand	25 Feb 18
Long Jump	8.22	Viktor Kuznyetsov	UKR	17.7.86	Brovary	22 Jan 05
Triple Jump	17.20	Melvin Raffin	FRA	9.8.98	Beograd	3 Mar 17
Shot Put (6kg)	22.48	Konrad Bukowiecki	POL	17.3.97	Toruń	8 Jan 16
Heptathlon	6062	Jente Hauttekeete	BEL	14.3.02	Frankfurt	14 Feb 21

(under-20 implements)

*60m: 7.07; LJ: 7.33; SP: 15.64; HJ: 2.10 (3476 first day)
60mH: 8.06; PV: 4.70; 1000m: 2:46.71 (2586 second day)*

World Athletics no longer ratifies records in these events with senior implements. These are the best such marks:

60m Hurdles (106.7cm)	7.55	Liu Xiang	CHN	13.7.83	Gent	10 Feb 02
Shot Put (7.26kg)	21.05	Terry Albritton	USA	14.1.55	New York	22 Feb 74

WOMEN

60 Metres	7.07	Ewa Swoboda	POL	26.7.97	Toruń	12 Feb 16
200 Metres	22.40	Bianca Knight	USA	2.1.89	Fayetteville	14 Mar 08
400 Metres ⁽¹⁾	50.82	Sanya Richards	USA	26.2.85	Fayetteville	13 Mar 04
800 Metres	1:58.40	Athing Mu	USA	8.6.02	Fayetteville	27 Feb 21
1000 Metres	2:35.80	Mary Cain	USA	3.5.96	Boston (Roxbury)	8 Feb 14
1500 Metres	4:01.57	Lemlem Hailu	ETH	25.5.01	Liévin	19 Feb 20
One Mile	4:24.10	Kalkidan Gezahegne	ETH	8.5.91	Birmingham	20 Feb 10
3000 Metres	8:33.56	Tirunesh Dibaba	ETH	1.10.85	Birmingham	20 Feb 04
5000 Metres	14:53.99	Tirunesh Dibaba	ETH	1.10.85	Boston (Roxbury)	31 Jan 04
60 Metres Hurdles	7.91 _z	Grace Stark	USA	6.5.01	College Station	29 Feb 20
	7.91A _z	Ackera Nugent	JAM	29.4.02	Lubbock	26 Feb 21
	8.00	Klaudia Siciarz	POL	15.3.98	Toruń	18 Feb 17
High Jump	2.02	Yaroslava Mahuchikh	UKR	19.9.01	Karlsruhe	31 Jan 20
Pole Vault	4.71	Wilma Murto	FIN	11.6.98	Zweibrücken	31 Jan 16
Long Jump	6.91	Larissa Iapichino	ITA	18.7.02	Ancona	20 Feb 21
Triple Jump	14.37	Ren Ruiping	CHN	1.2.76	Barcelona	11 Mar 95
Shot Put	20.51	Heidi Krieger	GDR	20.7.65	Budapest	8 Feb 84
Pentathlon [2], [3], [4]	4542	Alina Shukh	UKR	12.2.99	Tallinn	4 Feb 17

60mH: 8.98; HJ: 1.89; SP: 13.81; LJ: 6.12; 800m: 2:16.84

Missed Records


- 1 50.36 Sydney McLaughlin USA (7.8.99) College Station 10 Mar 18 – No confirmation that doping control procedures were compliant
2 4558 Nafissatou Thiam BEL (60mH: 8.65; HJ: 1.84; SP: 14.00; LJ: 6.30; 800m: 2:21.18) (19.8.94) Gent 3 Feb 13 – Doping control testing not done as required
3 4635A Kendell Williams USA (60mH: 8.21; HJ: 1.88; SP: 12.05; LJ: 6.32; 800m: 2:17.31) (14.6.95) Albuquerque 15 Mar 14 – Unsurveyed facilities
4 4550 Alina Shukh UKR (60mH: 8.85; HJ: 1.88; SP: 14.27; LJ: 6.04; 800m: 2:17.69) (12.2.99) Zaporizhzhya 27 Jan 17 – Doping control testing not done as required

EVENT	MARK	NAME	COUNTRY	BORN	VENUE	DATE
-------	------	------	---------	------	-------	------

WORLD UNDER-18 INDOOR BESTS

(in World Athletics world under-20 indoor record events, as at May 31, 2022)

MEN						
60 Metres	6.65	Marcellus Moore	USA	30.6.02	Lexington	16 Feb 19
200 Metres	20.79	Nyckoles Harbor	USA	5.7.05	Lubbock	22 Jan 22
400 Metres	46.01	Tyrese Cooper	USA	21.3.00	Fayetteville	10 Feb 17
800 Metres	1:48.12	Mohamed Aman	ETH	10.1.94	Liévin	8 Feb 11
1000 Metres	2:24.13	Cian McPhillips	IRL	7.6.02	Dublin	17 Dec 19
1500 Metres	3:37.61	Melkeneh Azeze	ETH	1.1.05	Dortmund	12 Feb 22
One Mile	4:07.04	Marcus Reilly	USA	13.11.05	Boston (Allston)	27 Feb 22
3000 Metres	7:42.05	Yomif Kejelcha	ETH	1.8.97	Bordeaux	26 Jan 14
5000 Metres	14:18.42	Lukas Veržbickas	LTU	6.1.93	Boston (Allston)	13 Mar 09
60m Hurdles (91.4cm)	7.48	Ladji Doucouré	FRA	28.3.83	Eaubonne	23 Jan 00
	7.48	Sasha Zhoya	AUS	25.6.02	Liévin	24 Feb 19
	(99/100cm) 7.62	Wayne Davis (later TTO)	USA	22.8.91	Landover	16 Mar 08
	(106.7cm) 7.94	Shi Dongpeng	CHN	6.1.84	Tianjin	17 Feb 01
High Jump	2.24	Dmitriy Kroyter	ISR	18.2.93	Moskva	14 Feb 10
	2.24	Danyil Lysenko	RUS	19.5.97	Kineshma	6 Dec 14
Pole Vault	5.60	Matvey Volkov	BLR	13.3.04	Łódź	12 Feb 21
Long Jump	8.12	Viktor Kuznyetsov	UKR	17.7.86	Brovary	20 Dec 03
Triple Jump	16.34	Martin Lamou	FRA	13.5.99	Padova	27 Feb 16
Shot Put (5kg)	24.24	Konrad Bukowiecki	POL	17.3.97	Spała	30 Dec 14
	(6kg) 20.22	Konrad Bukowiecki	POL	17.3.97	Spała	19 Jan 14
	(7.26kg) 18.86	Aleksey Aleksandrovich	BLR	2.1.01	Gomel	23 Jan 18
Heptathlon (under-18)	5910	Ranel Shafikov	RUS	30.5.04	Kemerovo	23 Dec 21
		<i>60m: 6.79; LJ: 7.10; SP: 14.53; HJ: 1.91 (3280 first day)</i>				
		<i>60mH: 7.75; PV: 5.00; 1000m: 2:59.01 (2630 first day)</i>				
	(under-20) 5592h	Sven Reintak	URS/EST	17.6.63	Kharkiv	25 Feb 80
		<i>60m: 7.0; LJ: 6.98; SP: 13.79; HJ: 2.06 (3182 first day)</i>				
		<i>60mH: 8.2; PV: 4.80; 1000m: 2:57.7 (2410 second day)</i>				
	5517	Ludovic Besson	FRA	27.1.98	Reims	8 Feb 15
		<i>60m: 7.24; LJ: 6.59; SP: 17.00; HJ: 1.84 (3091 first day)</i>				
		<i>60mH: 8.15; PV: 4.50; 1000m: 2:54.19 (2426 second day)</i>				
	(Senior) 5483	Wang Jianan	CHN	27.8.96	Nanjing	14 Feb 12
		<i>60m: 6.89; LJ: 7.64; SP: 9.27; HJ: 1.94 (3083 first day)</i>				
		<i>60mH: 8.46; PV: 4.80; 1000m: 2:58.17 (2400 second day)</i>				
WOMEN						
60 Metres	7.18	Shawnti Jackson	USA	2.5.05	New York	29 Jan 22
200 Metres	23.15	Irène Ekelund	SWE	8.3.97	Norrköping	17 Feb 13
400 Metres	51.84	Sydney McLaughlin	USA	7.8.99	New York	13 Mar 16
800 Metres	2:00.58	Sophia Gorriaran	USA	20.6.05	Boston (Allston)	11 Feb 22
1000 Metres	2:41.53	Roisin Willis	USA	6.8.04	Chicago	20 Feb 21
1500 Metres	4:08.47	Gudaf Tsegay	ETH	23.1.97	Stockholm	6 Feb 14
One Mile	4:28.25	Mary Cain	USA	3.5.96	New York	16 Feb 13
3000 Metres	8:46.01	Gotytom Gebreslase	ETH	15.1.95	Boston (Roxbury)	4 Feb 12
5000 Metres	15:37.12	Katelyn Tuohy	USA	18.3.02	Lynchburg	20 Jan 18
60m Hurdles (76.2cm)		Inferior to 84cm:				
	(84cm) 8.05	Grace Stark	USA	6.5.01	New York	11 Mar 18
High Jump	1.96	Yaroslava Mahuchikh	UKR	19.9.01	Minsk	22 Dec 18
Pole Vault	4.50	Amanda Moll	USA	31.1.05	Spokane	27 Feb 22
Long Jump	6.61	Anu Kaljurand	EST	16.4.69	Leningrad	1 Feb 86
Triple Jump	14.09	Wang Rong	CHN	1.7.96	Nanjing	7 Mar 13
Shot Put (3kg)	19.40	Emel Dereli	TUR	25.2.96	Izmir	15 Dec 12
Shot Put (4kg)	17.58	Emel Dereli	TUR	25.2.96	Istanbul	28 Dec 13
Pentathlon (under-18)	4414	Henriette Jæger	NOR	30.6.03	Hvam	19 Jan 20
		<i>60mH: 8.30; HJ: 1.72; SP: 14.30; LJ: 5.85; 800m: 2:17.62</i>				
	(Senior) 4354	Alina Shukh	UKR	12.2.99	Zaporizhzhya	27 Jan 16
		<i>60mH: 9.08; HJ: 1.82; SP: 13.45; LJ: 5.94; 800m: 2:16.63</i>				



WORLD ATHLETICS CHAMPIONSHIPS OREGON 22

AGE	MARK	WIND	NAME	COUNTRY	BORN	VENUE	DATE
-----	------	------	------	---------	------	-------	------

WORLD AGE BESTS

(as at May 31, 2022)

MEN

100 Metres

12	10.83		Uche Olisa	NGR	29.12.75	Port Harcourt	10 Jan 88
13	10.69		Dareem David	USA	26.5.91	Wilmington	14 May 05
14	10.51	-0.7	Sachin Dennis	JAM	2.8.02	Kingston	31 Mar 17
15	10.20	2.0	Sachin Dennis	JAM	2.8.02	Kingston	23 Mar 18
16	10.15	2.0	Anthony Schwartz	USA	5.9.00	Gainesville	31 Mar 17
17	10.01	0.9	Yoshihide Kiryu	JPN	15.12.95	Hiroshima	29 Apr 13
18	9.96A	1.9	Letsile Tebogo	BOT	7.6.03	Gaborone	30 Apr 22
19	9.84	1.3	Trayvon Bromell	USA	10.7.95	Eugene	25 Jun 15

200 Metres

12	22.52		James Gallagher	AUS	26.5.00	Perth	24 Mar 13
13	21.73	1.7	James Gallagher	AUS	26.5.00	Townsville	7 Dec 13
14	20.89	0.9	Sachin Dennis	JAM	2.8.02	Kingston	30 Mar 17
15	20.58	1.4	Usain Bolt	JAM	21.8.86	Kingston	18 Jul 02
16	20.13	0.0	Usain Bolt	JAM	21.8.86	Bridgetown	20 Jul 03
17	19.84	0.3	Erriyon Knighton	USA	29.1.04	Eugene	27 Jun 21
18	19.49	1.4	Erriyon Knighton	USA	29.1.04	Baton Rouge	30 Apr 22
19	19.49	1.4	Erriyon Knighton	USA	29.1.04	Baton Rouge	30 Apr 22

400 Metres

12	49.47		Bryce Love	USA	8.7.97	Greensboro	27 Jun 10
13	47.86		Mekhi Gammons	USA	26.7.05	Orlando	13 Jul 19
14	46.96		Kirani James	GRN	1.9.92	Ostrava	13 Jul 07
15	45.27A		Christopher Taylor	JAM	1.10.99	Cali	17 Jul 15
16	45.14		Obea Moore	USA	10.1.79	Santiago CHI	2 Sep 95
17 ^[1]	44.84A		Justin Robinson	USA	30.3.02	Albuquerque	8 Jun 19
18	44.25		Karabo Sibanda	BOT	2.7.98	Rio de Janeiro	14 Aug 16
19	43.87		Steve Lewis	USA	16.5.69	Seoul	28 Sep 88

¹ Thought to be born in 1992, not 1993:

	44.71A		Luguelín Santos	DOM	12.11.92	Guadalajara	26 Oct 11
--	--------	--	-----------------	-----	----------	-------------	-----------

800 Metres

12	2:02.51		Anele Zondwayo	RSA	24.12.89	Bellville	02
13	1:52.30i		Zhang Yong	CHN	8.4.87	Tianjin	17 Feb 01
	1:54.01		Zhang Yong	CHN	8.4.87	Tianjin	4 May 00
14	1:48.20		Salem Al-Badri (ex-KEN)	QAT	12.12.85	Gent	19 Jul 00
15	1:46.8A		John Yego (later Belal Mansoor Ali BRN)	KEN	17.10.88	Nairobi	15 May 04
16	1:44.08		Leonard Kosencha	KEN	21.8.94	Villeneuve d'Ascq	9 Jul 11
17	1:42.53		Timothy Kitum	KEN	20.11.94	London	9 Aug 12
18	1:41.73		Nijel Amos	BOT	15.3.94	London	9 Aug 12
19	1:41.73		Nijel Amos	BOT	15.3.94	London	9 Aug 12

1000 Metres

12	2:38.6		Alejandro Begega	ESP	16.7.76	Gijón	3 Jun 89
13	2:33.98		Khalid Oumaalem	FRA	18.9.88	Esch-sur-Alzette	7 Jun 02
14	2:27.56i		Marcus Reilly	USA	13.11.05	Boston (Allston)	28 Feb 20
	2:29.8		Sören Schröder	FRG	15.12.74	Kamen	2 Aug 89
15	2:19.56		Hamza Driouch (ex-MAR)	QAT	16.11.94	Köln	9 Jun 10
16	2:17.44		Hamza Driouch (ex-MAR)	QAT	16.11.94	Sollentuna	9 Aug 11
17	2:17.44		Hamza Driouch (ex-MAR)	QAT	16.11.94	Sollentuna	9 Aug 11
18	2:15.00		Benjamin Kipkurui	KEN	28.12.80	Nice	17 Jul 99
19	2:13.93		Abubaker Kaki	SUD	21.6.89	Stockholm	22 Jul 08

1500 Metres

12	4:11.93		Jake Meyburgh	GBR	12.6.09	Watford	4 May 22
13	3:51.88i		Zhang Yong	CHN	8.4.87	Tianjin	17 Feb 01
	3:53.82		Zhao Xin	CHN	15.11.87	Shanghai	6 May 01
14	3:41.8A		Atoi Boru	KEN	25.10.73	Nairobi	13 Aug 88
15	3:37.36		Gideon Mageka	KEN	31.12.93	Bressanone	12 Jul 09
16	3:33.72		Nicholas Kemboi	KEN	18.12.89	Zürich	18 Aug 06
17	3:31.18		Jakob Ingebrigtsen	NOR	19.9.00	Monaco	20 Jul 18
18	3:28.81		Ronald Kwemoi	KEN	19.9.95	Monaco	18 Jul 14
19	3:28.68		Jakob Ingebrigtsen	NOR	19.9.00	Monaco	14 Aug 20

AGE	MARK	WIND	NAME	COUNTRY	BORN	VENUE	DATE
One Mile							
12	4:36.80		Jeremy Kain	USA	18.8.04	Los Gatos	13 Jul 17
13	4:26.49		James Burke	USA	5.8.97	Schenectady	21 May 11
14	4:12.77		Marcus Reilly	USA	13.11.05	Fairhaven	7 Nov 20
15	4:00.84		Abdalla Abdelgadir	SUD	12.9.87	Dublin	15 Aug 03
16	3:56.29		Jakob Ingebrigtsen	NOR	19.9.00	Oslo	15 Jun 17
17	3:50.90		Hamza Driouch (ex-MAR)	QAT	16.11.94	Oslo	7 Jun 12
18	3:49.77		Caleb Ndiku	KEN	9.10.92	Eugene	4 Jun 11
19	3:48.50		Asbel Kiprop	KEN	30.6.89	Eugene	7 Jun 09
3000 Metres							
12	8:55.37		Takashi Koga	JPN	2.10.82		23 Jul 95
13	8:22.53i		Zhao Xin	CHN	15.11.87	Beijing	20 Feb 01
	8:40.32		Shaun Zuzani	RSA	25.12.90	Bellville	11 Mar 04
14	8:15.02		Mohamed Sharif Ali	GBR	8.8.03	London	1 Aug 18
15	7:43.00		Abraham Cherkos	ETH	23.9.89	Rieti	28 Aug 05
16	7:32.37		Abraham Cherkos	ETH	23.9.89	Lausanne	11 Jul 06
17	7:32.37		Abraham Cherkos	ETH	23.9.89	Lausanne	11 Jul 06
18	7:28.78		Augustine Choge	KEN	21.1.87	Doha	13 May 05
19	7:26.64		Jacob Kiplimo	UGA	14.11.00	Roma	17 Sep 20
5000 Metres							
12	14:25.31		Zhao Xin	CHN	15.11.87	Beijing	1 Sep 00
13	14:21.98		Zhao Xin	CHN	15.11.87	Shanghai	7 May 01
14	13:52.58		John Kariuki	KEN	10.11.86	Naruto	13 Oct 01
15	13:19.54		Jacob Kiplimo	UGA	14.11.00	Ponzano Veneto	10 Jun 16
16	12:54.19		Abraham Cherkos	ETH	23.9.89	Roma	14 Jul 06
17	12:53.29i		Isiah Koech	KEN	19.12.93	Düsseldorf	11 Feb 11
	12:54.18		Isiah Koech	KEN	19.12.93	Monaco	22 Jul 11
18	12:43.02		Selemon Barega	ETH	20.1.00	Bruxelles	31 Aug 18
19	12:43.02		Selemon Barega	ETH	20.1.00	Bruxelles	31 Aug 18
10,000 Metres							
12	33:08.94		Kobe Stewart	AUS	25.2.08	Sydney	24 Oct 20
13	33:08.94		Kobe Stewart	AUS	25.2.08	Sydney	24 Oct 20
14	28:41.0A		Josphat Mosonik	KEN	7.2.06	Nairobi	5 Mar 20
15	27:26.68		Jacob Kiplimo	UGA	14.11.00	Bydgoszcz	19 Jul 16
16	27:15.90		Ibrahim Jeylan	ETH	12.6.89	Hengelo	28 May 06
17	27:02.81		Ibrahim Jeylan	ETH	12.6.89	Bruxelles	25 Aug 06
18	26:41.75		Samuel Wanjiru	KEN	10.11.86	Bruxelles	26 Aug 05
19	26:30.03		Nicholas Kemboi (later QAT)	KEN	25.11.83	Bruxelles	5 Sep 03
2000 Metres Steeplechase							
13	6:12.20		Shaun Zuzani	RSA	25.12.90	Bellville	31 Jan 04
14	5:40.26		Osman Yahya	SUD	25.7.90	Marrakech	15 Jul 05
15	5:26.52		Abdelghani Ait Bahmad	MAR	28.7.89	Marrakech	15 Jul 05
16	5:20.92		Nicholas Bett	KEN	20.12.96	Donetsk	12 Jul 13
17	5:19.99		Meresa Kahsay	ETH	23.5.96	Donetsk	12 Jul 13
18	5:19.99		Meresa Kahsay	ETH	23.5.96	Donetsk	12 Jul 13
19	5:19.99		Meresa Kahsay	ETH	23.5.96	Donetsk	12 Jul 13
3000 Metres Steeplechase							
14	9:02.91		Li Wei	CHN	11.3.83	Zhaoqing	24 May 97
15	8:21.30		Philemon Ruto	KEN	20.9.01	Yamagata	2 Aug 17
16	8:12.28		Getnet Wale	ETH	16.7.00	Hengelo	11 Jun 17
17	8:03.49		Consesus Kipruto	KEN	8.12.94	Monaco	20 Jul 12
18	7:58.66		Stephen Cherono (later Saif Saaeed Shaheen QAT)	KEN	15.10.82	Bruxelles	24 Aug 01
19	7:58.10		Stephen Cherono (later Saif Saaeed Shaheen QAT)	KEN	15.10.82	Monaco	19 Jul 02
110 Metres Hurdles (91.4cm)							
14	13.60	-1.9	Sasha Zhoya	FRA	25.6.02	Sydney	28 Mar 17
15	13.18	0.2	Wayne Davis (later TTO)	USA	22.8.91	Ostrava	12 Jul 07
16	13.05	-0.6	Sasha Zhoya	FRA	25.6.02	Sydney	5 Apr 19
17	12.87	1.6	Sasha Zhoya	FRA	25.6.02	Angers	6 Jul 19

AGE	MARK	WIND	NAME	COUNTRY	BORN	VENUE	DATE
110 Metres Hurdles (99/100cm)							
14	14.05	0.5	Damion Thomas	USA	29.6.99	Miramar	24 Apr 14
15	13.64	0.6	Damion Thomas	USA	29.6.99	Gainesville	3 Apr 15
16	13.20	0.6	Dejour Russell	JAM	1.4.00	Bydgoszcz	20 Jul 16
17	13.08	2.0	Wayne Davis (later TTO)	USA	22.8.91	Port of Spain	31 Jul 09
18	12.99	0.3	Damion Thomas	JAM	29.6.99	Kingston	23 Jun 18
19	12.72A	1.0	Sasha Zhoya	FRA	25.6.02	Nairobi	21 Aug 21
110 Metres Hurdles (106.7cm)							
13	15.90		Zhu Xiaoming	CHN	28.1.87	Tianjin	4 May 00
14	14.71	1.0	Kevin Craddock	USA	25.6.87	Stanford	22 Jun 02
15	13.9	1.9	Nassim Brahimi	QAT	84	Irbid	11 Aug 99
	14.17	1.9	Nassim Brahimi	QAT	84	Irbid	12 Aug 99
16	13.92	0.4	Takumu Furuya	JPN	12.3.97	Oita	2 Aug 13
17	13.32	1.9	Liu Xiang	CHN	13.7.83	Shanghai	6 May 01
	13.32	0.7	Dejour Russell	JAM	1.4.00	Kingston	24 Jun 07
18	13.12	1.6	Liu Xiang	CHN	13.7.83	Lausanne	2 Jul 02
19	13.00	-0.6	Dayron Robles	CUB	19.11.86	Stuttgart	9 Sep 06
400 Metres Hurdles (83.8cm)							
14	91.4cm 52.2		Alberto Queralta	CUB	21.9.64	La Habana	4 Mar 79
	91.4cm 52.50		Alberto Queralta	CUB	21.9.64	Praha	3 Aug 79
15	50.85A		LJ van Zyl	RSA	20.7.85	Johannesburg	16 Jun 01
16	91.4cm 48.89		LJ van Zyl	RSA	20.7.85	Kingston	19 Jul 02
17	91.4cm 48.26		Jehue Gordon	TTO	15.12.91	Berlin	18 Aug 09
400 Metres Hurdles (91.4cm)							
14	52.2		Alberto Queralta	CUB	21.9.64	La Habana	4 Mar 79
	52.50		Alberto Queralta	CUB	21.9.64	Praha	3 Aug 79
15	51.14A		LJ van Zyl	RSA	20.7.85	Pretoria	20 Apr 01
16	48.89		LJ van Zyl	RSA	20.7.85	Kingston	19 Jul 02
17	48.26		Jehue Gordon	TTO	15.12.91	Berlin	18 Aug 09
18	48.02		Danny Harris	USA	7.9.65	Los Angeles	17 Jun 84
19	47.24		Kerron Clement	USA	31.10.85	Carson	26 Jun 05
High Jump							
12	2.00		Cai Guojun	CHN	8.2.87	Jinan	2 May 99
13	2.04		Melwin Lycke Holm	SWE	12.10.04	Trollbäcken	15 Sep 18
14	2.17A		TreDarius Tintinger	USA	22.6.02	Butte	26 May 17
15	2.22i		Dominic Ogbechie	GBR	15.5.02	Sheffield	24 Feb 18
	2.22		Chen Long	CHN	13.11.02	Buenos Aires	14 Oct 18
16	2.33		Javier Sotomayor	CUB	13.10.67	La Habana	19 May 84
17	2.34		Javier Sotomayor	CUB	13.10.67	La Habana	20 Mar 85
18	2.36		Javier Sotomayor	CUB	13.10.67	Santiago CUB	23 Feb 86
19	2.37		Javier Sotomayor	CUB	13.10.67	Athína	20 Jun 87
	2.37		Dragutin Topić	YUG	12.3.71	Plovdiv	12 Aug 90
	2.37		Steve Smith	GBR	29.3.73	Seoul	20 Sep 92
	2.37i		Steve Smith	GBR	29.3.73	Toronto	14 Mar 93
	2.37		Jacques Freitag	RSA	11.6.82	Durban	23 Mar 02
	2.37i		Ivan Ukhov	RUS	29.3.86	Arnstadt	4 Feb 06
Pole Vault							
12	4.10		Valentin Revenko	UKR	3.7.86	Belaya Tserkov	27 Jun 99
13	4.65		Pål Haugen Lillefosse	NOR	4.6.01	Bergen	29 May 15
14	4.95		Hussein Assem Al-Hizam	KSA	4.1.98	Bottrop	7 Jul 12
15	5.50i		Matvey Volkov	RUS	13.3.04	Moskva	29 Feb 20
	5.33		Jacob Davis	USA	29.4.78	Orangefield	12 Apr 94
16	5.60i		Matvey Volkov	BLR	13.3.04	Łódź	12 Feb 21
	5.56		Sasha Zhoya	AUS	25.6.02	Sydney	1 Apr 19
17	5.90		Armand Duplantis	SWE	10.11.99	Austin	1 Apr 17
18	6.05		Armand Duplantis	SWE	10.11.99	Berlin	12 Aug 18
19	6.05		Armand Duplantis	SWE	10.11.99	Berlin	12 Aug 18

AGE	MARK	WIND	NAME	COUNTRY	BORN	VENUE	DATE
Long Jump							
12	6.52	0.7	Gu Junjie	CHN	5.5.85	Chengdu	19 Apr 98
13	7.41	0.8	Gu Junjie	CHN	5.5.85	Shijiazhuang	25 Apr 99
14	7.75	1.8	Li Zhiyuan	CHN	24.2.87	Tianjin	19 May 01
15	7.91	-0.6	Wang Jianan	CHN	27.8.96	Zibo	26 May 12
16	8.17	0.5	Zhang Xiaoyi	CHN	25.5.89	Chongqing	23 Apr 06
17	8.30	1.3	Shi Yuhao	CHN	26.9.98	Ordos	27 Jun 16
18	8.33	2.0	Maykel D. Massó	CUB	8.5.99	Madrid	14 Jul 17
19	8.68	1.7	Juan Miguel Echevarría	CUB	11.8.98	Bad Langensalza	30 Jun 18
Triple Jump							
12	14.99	-0.4	Huang Zhilong	CHN	20.10.87	Shanghai	19 Apr 00
13	15.85	0.7	Gu Junjie	CHN	5.5.85	Shijiazhuang	24 Apr 99
14	15.90		Martin Lamou	FRA	13.5.99	Limoges	19 Apr 14
15	16.89		Gu Junjie	CHN	5.5.85	Guangzhou	25 Aug 00
16	17.32	0.5	Jordan Díaz	CUB	23.2.01	La Habana	17 Feb 18
17	17.41	1.0	Jordan Díaz	CUB	23.2.01	La Habana	8 Jun 18
18	17.49	0.1	Jordan Díaz	CUB	23.2.01	Camagüey	3 Jul 19
19	17.69	2.0	Pedro Pablo Pichardo (now POR)	CUB	30.6.93	La Habana	4 Jun 13
Shot Put (5kg)							
13	16.43i		Victor Petersson	SWE	1.5.98	Malmö	5 Feb 12
	15.85		Jacko Gill	NZL	20.12.94	Auckland	8 Nov 08
14	20.42		Jacko Gill	NZL	20.12.94	Timaru	13 Dec 09
15	23.86		Jacko Gill	NZL	20.12.94	Hastings/NZL	11 Dec 10
16	24.45		Jacko Gill	NZL	20.12.94	North Shore	19 Dec 11
17	24.45		Jacko Gill	NZL	20.12.94	North Shore	19 Dec 11
Shot Put (6kg)							
13	13.25i		Nikita Nesterenko	UKR	15.4.91	Dnepropetrovsk	22 Jan 05
	7.26kg 12.16		Teijo Kõöpikkä	FIN	7.10.80	Laihia	24 Aug 94
14	17.41		Jacko Gill	NZL	20.12.94	Auckland	19 Dec 09
15	20.76		Jacko Gill	NZL	20.12.94	Moncton	21 Jul 10
16	22.31		Jacko Gill	NZL	20.12.94	North Shore	5 Dec 11
17	22.38i		Konrad Bukowiecki	POL	17.3.97	Toruń	24 Jan 15
	22.31		Jacko Gill	NZL	20.12.94	North Shore	5 Dec 11
18	23.00		Jacko Gill	NZL	20.12.94	North Shore	18 Aug 13
19	23.00		Jacko Gill	NZL	20.12.94	North Shore	18 Aug 13
Shot Put (7.26kg)							
13	12.16		Teijo Kõöpikkä	FIN	7.10.80	Laihia	24 Aug 94
14	14.28		Glenn DiGiorgio	USA	20.8.84		99
15	18.57		Jacko Gill	NZL	20.12.94	Nouméa	16 Oct 10
16	20.38		Jacko Gill	NZL	20.12.94	North Shore	5 Dec 11
17	20.46i		Konrad Bukowiecki	POL	17.3.97	Praha	5 Mar 15
	20.46i		Konrad Bukowiecki	POL	17.3.97	Praha	6 Mar 15
	20.38		Jacko Gill	NZL	20.12.94	North Shore	5 Dec 11
18	20.82i		Jordan Geist	USA	21.7.98	Greensburg	22 Dec 16
	20.78		Konrad Bukowiecki	POL	17.3.97	Zagreb	7 Sep 15
19	21.97i		Konrad Bukowiecki	POL	17.3.97	Beograd	4 Mar 17
	21.88		Randy Barnes	USA	16.6.66	Waco	18 Apr 86
Discus Throw (1.5kg)							
12 1.62kg	34.19		Jack Wall	USA	10.9.58	Corry	2 Jun 71
13	43.07		Lachlan Page	AUS	16.12.97	Adelaide	22 Oct 11
14	59.17		Mykyta Nesterenko	UKR	15.4.91	Yalta	5 Feb 06
15	68.35		Mykyta Nesterenko	UKR	15.4.91	Thessaloníki	1 Jul 06
16	74.32		Mykyta Nesterenko	UKR	15.4.91	Antalya	30 Mar 08
17	77.50		Mykyta Nesterenko	UKR	15.4.91	Koncha-Zaspa	19 May 08
Discus Throw (1.75kg)							
12 2kg	27.07		Jack Wall	USA	10.9.58	Erie	31 Jul 71
13 2kg	35.38		Jack Wall	USA	10.9.58	Erie	1 Jul 72
14	47.37		Mykyta Nesterenko	UKR	15.4.91	Yalta	25 Sep 05
15	58.23		Marin Premeru	CRO	29.8.90	Maribor	15 Jul 06
16 2kg	62.83		Mykyta Nesterenko	UKR	15.4.91	Yalta	24 Feb 08
17	70.13		Mykyta Nesterenko	UKR	15.4.91	Halle	24 May 08
18	70.13		Mykyta Nesterenko	UKR	15.4.91	Halle	24 May 08
19	70.13		Mykyta Nesterenko	UKR	15.4.91	Halle	24 May 08

AGE	MARK	NAME	COUNTRY	BORN	VENUE	DATE
Discus Throw (2kg)						
12	27.07	Jack Wall	USA	10.9.58	Erie	31 Jul 71
13	35.38	Jack Wall	USA	10.9.58	Erie	1 Jul 72
14	45.70	Marin Premeru	CRO	29.8.90	Zagreb	15 Jun 05
15	55.80	Mykyta Nesterenko	UKR	15.4.91	Dnepropetrovsk	6 May 06
16	62.83	Mykyta Nesterenko	UKR	15.4.91	Yalta	24 Feb 08
17	65.31	Mykyta Nesterenko	UKR	15.4.91	Tallinn	3 Jun 08
18	65.31	Mykyta Nesterenko	UKR	15.4.91	Tallinn	3 Jun 08
19	68.73	Mykolas Alekna	LTU	28.9.02	Eugene	15 May 22
Hammer Throw (5kg)						
12	57.83	Sándor Pálhegyi	HUN	4.11.88	Budapest	19 Sep 01
13	66.30	Gleb Piskunov	UKR	25.11.98	Yalta	26 Sep 12
14	77.74	Sándor Pálhegyi	HUN	4.11.88	Szombathely	6 Sep 03
15	82.65	Gleb Piskunov	UKR	25.11.98	Nanjing	24 Aug 14
16	87.16	Bence Halász	HUN	4.8.97	Baku	31 May 14
17	87.82	Mykhaylo Kokhan	UKR	22.1.01	Győr	7 Jul 18
Hammer Throw (6kg)						
12	48.11	Sándor Pálhegyi	HUN	4.11.88	Szombathely	25 Aug 01
13	53.80	Sándor Pálhegyi	HUN	4.11.88	Budapest	4 May 02
14 7.26kg	68.96	Vladislav Piskunov	UKR	7.6.78	Rovno	25 May 93
15	70.27	Kristóf Németh	HUN	17.9.87	Szombathely	17 May 03
16	75.67	Bence Halász	HUN	4.8.97	Veszprém	8 Jun 14
17	85.57	Ashraf Amjad Al-Saifi	QAT	20.2.95	Barcelona	14 Jul 12
18	85.57	Ashraf Amjad Al-Saifi	QAT	20.2.95	Barcelona	14 Jul 12
19	85.57	Ashraf Amjad Al-Saifi	QAT	20.2.95	Barcelona	14 Jul 12
Hammer Throw (7.26kg)						
12	40.70	Sándor Pálhegyi	HUN	4.11.88	Szombathely	13 Oct 01
13	48.85	Sándor Pálhegyi	HUN	4.11.88	Szombathely	12 Oct 02
14	68.96	Vladislav Piskunov	UKR	7.6.78	Rovno	25 May 93
15	68.96	Vladislav Piskunov	UKR	7.6.78	Rovno	25 May 93
16	73.66	Vladislav Piskunov	UKR	7.6.78	Kyiv	11 Jun 94
17	73.66	Vladislav Piskunov	UKR	7.6.78	Kyiv	11 Jun 94
18	76.68	Mykhaylo Kokhan	UKR	22.1.01	Šamorín	9 Mar 19
19	80.34	Igor Nikulin	RUS	14.8.60	Moskva	21 Jun 80
Javelin Throw (700g)						
12	49.01	Matevž Majcen	SLO	15.8.91	Ravne	17 Jul 04
13	55.19	Max Law	GBR	13.5.02	London	9 Apr 16
14 800g	70.02	Rohit Yadav	IND	6.6.01	Allahabad	21 Apr 16
15	79.75	Zhang Guisheng	CHN	3.10.95	Chengdu	30 Mar 11
16	89.34	Braian Toledo	ARG	8.9.93	Mar del Plata	6 Mar 10
17	89.34	Braian Toledo	ARG	8.9.93	Mar del Plata	6 Mar 10
Javelin Throw (800g)						
12	43.48	Matevž Majcen	SLO	15.8.91	Celje	21 Jul 04
13	53.02	Bartul Zemunik	CRO	3.5.99	Bar	1 May 13
14	70.02	Rohit Yadav	IND	6.6.01	Allahabad	21 Apr 16
15	70.02	Rohit Yadav	IND	6.6.01	Allahabad	21 Apr 16
16	79.96	Aki Parviainen	FIN	26.10.74	Pyhäselkä	12 Sep 91
17	80.94	Aki Parviainen	FIN	26.10.74	Jyväskylä	5 Jul 92
18	86.48	Neeraj Chopra	IND	24.12.97	Bydgoszcz	23 Jul 16
19	86.48	Neeraj Chopra	IND	24.12.97	Bydgoszcz	23 Jul 16
Decathlon (Senior implements)						
14	4957	Robert Taylor	GBR	23.5.70	Birmingham	5 May 85
15	7119	Qi Haifeng	CHN	7.8.83	Shanghai	6 Jun 99
16	7437	Qi Haifeng	CHN	7.8.83	Xian	17 Sep 99
17	8104	Valter Külvet	EST	19.2.64	Viimsi	23 Aug 81
18	8257	Yordanis García	CUB	21.11.88	Osaka	1 Sep 07
19	8397	Torsten Voss	GDR	24.3.63	Erfurt	7 Jul 82

AGE	MARK	WIND	NAME	COUNTRY	BORN	VENUE	DATE
10,000 Metres Walk							
13	44:10.0		Vyacheslav Fedchuk	MDA	11.2.73	Oryol	30 Jun 86
14	42:55.1		Aleksandr Stokov	RUS	21.8.82	Vladimir	17 May 97
15	39:47.20		Chen Ding	CHN	5.8.92	Bydgoszcz	11 Jul 08
16	39:47.20		Chen Ding	CHN	5.8.92	Bydgoszcz	11 Jul 08
17	38:46.4		Viktor Burayev	RUS	23.8.82	Moskva	20 May 00
18	38:46.4		Viktor Burayev	RUS	23.8.82	Moskva	20 May 00
19	38:46.4		Viktor Burayev	RUS	23.8.82	Moskva	20 May 00
20 Kilometres Walk							
14	1:22:05		Yu Guoping	CHN	13.6.86	Dandong	13 Apr 01
15	1:18:07		Li Gaobo	CHN	23.7.89	Cixi	23 Apr 05
16	1:18:07		Li Gaobo	CHN	23.7.89	Cixi	23 Apr 05
17	1:18:07		Li Gaobo	CHN	23.7.89	Cixi	23 Apr 05
18	1:18:06		Viktor Burayev	RUS	23.8.82	Adler	4 Mar 01
19	1:17:25		Sergey Shirobokov	RUS	16.2.99	Cheboksary	9 Jun 18
WOMEN							
100 Metres							
12	11.75	1.6	Payton Payne	USA	3.12.07	Sacramento	28 Jul 19
13	11.54	-1.2	Tina Clayton	JAM	17.8.04	Douglasville	27 May 18
14	11.27	1.4	Tina Clayton	JAM	17.8.04	Kingston	29 Mar 19
15	11.13	1.7	Briana Williams	JAM	21.3.02	Jacksonville	17 Mar 18
	11.13	1.6	Tamari Davis	USA	15.2.03	Montverde	9 Jun 18
16	10.98	2.0	Candace Hill	USA	11.2.99	Shoreline	20 Jun 15
17	10.94	0.6	Briana Williams	JAM	21.3.02	Kingston	21 Jun 19
18	10.89	1.8	Katrin Krabbe	GDR	22.11.69	Berlin GDR	20 Jul 88
19	10.75	1.6	Sha'Carri Richardson	USA	25.3.00	Austin	8 Jun 19
200 Metres							
12	23.71		Lauren Williams	USA	25.7.99	Glendale	1 Apr 12
13	23.34	1.2	Kayla Davis	USA	21.12.03	Greensboro	25 Jun 17
14	22.8		Debbie Wells	AUS	29.5.61	Brisbane	28 Feb 76
	23.21	0.6	Tamari Davis	USA	15.2.03	Eugene	26 May 17
15	22.48	1.9	Tamari Davis	USA	15.2.03	Jacksonville	5 May 18
16	22.43	-0.7	Candace Hill	USA	11.2.99	Cali	19 Jul 15
17	22.11A	-0.5	Allyson Felix	USA	18.11.85	Ciudad de México	3 May 03
18	21.78	0.6	Christine Mboma	NAM	22.5.03	Zürich	9 Sep 21
19	21.78	0.6	Christine Mboma	NAM	22.5.03	Zürich	9 Sep 21
400 Metres							
12	53.36		Raevyn Rogers	USA	7.9.96	Ypsilanti	5 Jul 09
13	52.54		Kayla Davis	USA	21.12.03	Lawrence	30 Jul 17
14	52.54		Kayla Davis	USA	21.12.03	Lawrence	30 Jul 17
15	51.16		Li Jing	CHN	14.2.80	Nanjing	26 Oct 95
16	51.14		Grit Breuer	GDR	16.2.72	Jena	3 Jun 88
17	49.22A		Christine Mboma	NAM	22.5.03	Windhoek	17 Apr 21
18	49.22A		Christine Mboma	NAM	22.5.03	Windhoek	17 Apr 21
19	49.22A		Christine Mboma	NAM	22.5.03	Windhoek	17 Apr 21
800 Metres							
12	2:06.90		Raevyn Rogers	USA	7.9.96	Ypsilanti	4 Jul 09
13	2:03.63		Yu Junping	CHN	19.11.83	Shanghai	21 Oct 97
14	2:02.43		Mary Decker	USA	4.8.58	München	12 Jul 73
15	2:01.46		Keely Small	AUS	9.6.01	Canberra	11 Mar 17
16	1:59.65		Marion Hübner	GDR	29.9.62	Karl-Marx-Stadt	11 Aug 79
17	1:57.18		Wang Yuan	CHN	8.4.76	Beijing	8 Sep 93
18	1:54.01		Pamela Jelimo	KEN	5.12.89	Zürich	29 Aug 08
19	1:54.01		Pamela Jelimo	KEN	5.12.89	Zürich	29 Aug 08



AGE	MARK	WIND	NAME	COUNTRY	BORN	VENUE	DATE
1000 Metres							
12	2:51.52		Sakiko Hitotukabuto	JPN	16.1.09	Matsuyama	22 Oct 21
13	2:48.66		Delia Sclabas	SUI	8.11.00	Luzern	15 Jul 14
14	2:43.25		Claudia Hollingsworth	AUS	12.4.05	Perth	9 Dec 19
15	2:36.72		Claudia Hollingsworth	AUS	12.4.05	Melbourne	2 Mar 21
16	2:36.72		Claudia Hollingsworth	AUS	12.4.05	Melbourne	2 Mar 21
17	2:35.80i		Mary Cain	USA	3.5.96	Boston (Roxbury)	8 Feb 14
	2:36.72		Claudia Hollingsworth	AUS	12.4.05	Melbourne	2 Mar 21
18	2:35.4		Irina Nikitina	RUS	16.1.61	Podolsk	5 Aug 79
	2:35.4		Katrin Wühh	GDR	19.11.65	Potsdam	12 Jul 84
19	2:35.1		Brigitte Kraus	FRG	12.8.56	Lüdenscheid	7 Jul 76
1500 Metres							
12	4:23.58		Imogen Stewart	AUS	27.7.05	Sydney	23 Nov 17
13	4:15.86		Justina Chepchirchir	KEN	20.10.68	Brisbane	9 Oct 82
14	4:08.79		Jackline Maranga	KEN	16.12.77	Seoul	20 Sep 92
15	4:06.77		Georgie Clarke	AUS	17.6.84	Hobart	30 Jan 00
16	4:02.83		Gudaf Tsegay	ETH	23.6.97	Beijing	21 May 14
17	3:53.91		Yin Lili	CHN	11.11.79	Shanghai	18 Oct 97
18	3:51.34		Lang Yinglai	CHN	22.8.79	Shanghai	18 Oct 97
19	3:51.34		Lang Yinglai	CHN	22.8.79	Shanghai	18 Oct 97
One Mile							
12	4:46.57		Imogen Stewart	AUS	27.7.05	Wollongong	13 Jan 18
13	4:44.73		Imogen Stewart	AUS	27.7.05	Sydney	22 Dec 18
14	4:40.11		Mary Decker	USA	4.8.58	Richmond	16 Mar 73
	4:42.0		Mary Decker	USA	4.8.58	Bakersfield	19 May 73
15	4:36.0		Gunvor Hilde	NOR	13.11.63	London	14 Sep 79
16	4:28.25i		Mary Cain	USA	3.5.96	New York	16 Feb 13
	4:28.39		Mebriht Mekonen	ETH	12.2.05	Bruxelles	3 Sep 21
17	4:24.11i		Mary Cain	USA	3.5.96	Boston (Allston)	24 Jan 14
	4:28.39		Mebriht Mekonen	ETH	12.2.05	Bruxelles	3 Sep 21
18	4:24.11i		Mary Cain	USA	3.5.96	Boston (Allston)	24 Jan 14
	4:28.16		Stephanie Twell	GBR	17.8.89	Bruxelles	14 Sep 07
19	4:17.57		Zola Budd (ex-RSA)	GBR	26.5.66	Zürich	21 Aug 85
3000 Metres							
12	9:11.74		Justina Chepchirchir	KEN	20.10.68	Tokyo	9 May 81
13	9:11.74		Justina Chepchirchir	KEN	20.10.68	Tokyo	9 May 81
14	9:10.70		Daniela Fetcere	LAT	28.8.90	Valmiera	25 May 05
15	8:51.59		Lydia Cheromei	KEN	11.5.77	Bruxelles	28 Aug 92
16	8:36.45		Ma Ningning	CHN	20.9.76	Jinan	6 Jun 93
17	8:34.03		Lemlem Hailu	ETH	25.5.01	Doha	3 May 19
18	8:33.56i		Tirunesh Dibaba	ETH	1.10.85	Birmingham	20 Feb 04
	8:34.03		Lemlem Hailu	ETH	25.5.01	Doha	3 May 19
19	8:28.83		Zola Budd (ex-RSA)	GBR	26.5.66	Roma	7 Sep 85
5000 Metres							
12	15:53.8		Justina Chepchirchir	KEN	20.10.68	Kobe	3 May 81
13	15:53.8		Justina Chepchirchir	KEN	20.10.68	Kobe	3 May 81
14	15:22.0A		Nancy Wambui	KEN	28.7.86	Nairobi	12 May 01
15	15:08.42		Guo Lingling	CHN	18.6.86	Guangzhou	23 Nov 01
16	14:49.90		Tirunesh Dibaba	ETH	1.10.85	Berlin	6 Sep 02
17	14:39.94		Tirunesh Dibaba	ETH	1.10.85	Oslo	27 Jun 03
18	14:30.88		Tirunesh Dibaba	ETH	1.10.85	Bergen	11 Jun 04
19	14:30.88		Tirunesh Dibaba	ETH	1.10.85	Bergen	11 Jun 04
10,000 Metres							
12	33:06.76		Yang Lili	CHN	3.3.87	Tianjin	9 May 99
13	33:06.76		Yang Lili	CHN	3.3.87	Tianjin	9 May 99
14	32:41.76		Sally Barsosio	KEN	21.3.78	Seoul	19 Sep 92
15	31:15.38		Sally Barsosio	KEN	21.3.78	Stuttgart	21 Aug 93
16	31:15.38		Sally Barsosio	KEN	21.3.78	Stuttgart	21 Aug 93
17	30:39.98		Yin Lili	CHN	11.11.79	Shanghai	19 Oct 97
18	30:26.50		Linet Masai	KEN	5.12.89	Beijing	15 Aug 08
19	30:15.67		Tirunesh Dibaba	ETH	1.10.85	Sollentuna	28 Jun 05

AGE	MARK	WIND	NAME	COUNTRY	BORN	VENUE	DATE	
2000 Metres Steeplechase (76.2cm)								
12	6:59.22		Melissa Murrhiy	NZL	31.1.90	Wanganui	19 Jan 03	
13	6:56.17		Jessica Gilfillan	AUS	10.2.92	Gold Coast	2 Sep 05	
14	6:32.0A		Betty Kibet	KEN	3.4.00	Nairobi	1 Apr 15	
15	6:12.0A		Roseflina Chepngetich	KEN	17.6.97	Nairobi	11 Jun 13	
16	6:12.0A		Roseflina Chepngetich	KEN	17.6.97	Nairobi	11 Jun 13	
17	6:11.83		Korahubsh Itaa	ETH	28.2.92	Bressanone	10 Jul 09	
18	6:11.83		Korahubsh Itaa	ETH	28.2.92	Bressanone	10 Jul 09	
19	6:07.40i		Claire Palou	FRA	26.12.01	Dortmund	7 Feb 21	
	6:11.83		Korahubsh Itaa	ETH	28.2.92	Bressanone	10 Jul 09	
3000 Metres Steeplechase (76.2cm)								
13	10:38.83		Jessica Gilfillan	AUS	10.2.92	Gold Coast	19 Nov 05	
14	10:18.7A		Betty Kibet	KEN	3.4.00	Nairobi	17 Feb 15	
15	9:38.44		Halima Hassen	ETH	10.11.92	Bydgoszcz	10 Jul 08	
16	9:31.34		Peruth Chemutai	UGA	10.7.99	Shanghai	14 May 16	
17	9:12.04A		Faith Cherotich	KEN	13.7.04	Nairobi	7 May 22	
18	8:58.78		Celliphine Chespol	KEN	23.3.99	Eugene	26 May 17	
19	8:52.78		Ruth Jebet (ex-KEN)	BRN	17.11.96	Paris (Saint-Denis)	27 Aug 16	
100 Metres Hurdles (76.2cm)								
13	83.8cm	14.21	0.0	Trinity Wilson	USA	4.9.94	San Francisco	12 Apr 08
	76.2cm	14.21	1.8	Abigail Stevanovic	AUS	2.12.03	Sydney	15 Oct 17
	76.2cm	14.21	0.1	Abigail Stevanovic	AUS	2.12.03	Sydney	11 Nov 17
14	83.8cm	13.34	0.5	Sydney McLaughlin	USA	7.8.99	Greensboro	14 Jun 14
15	83.8cm	12.84	1.2	Tia Jones	USA	8.9.00	Clovis	25 Jun 16
16	83.8cm	12.84	1.2	Tia Jones	USA	8.9.00	Clovis	25 Jun 16
17	83.8cm	12.84	1.5	Aliuska López	CUB	29.8.69	Zagreb	16 Jul 87
	76.2cm	12.71	0.8	Kerrica Hill	JAM	6.3.05	Kingston	9 Apr 22
100 Metres Hurdles (83.8cm)								
13	14.21	0.0	Trinity Wilson	USA	4.9.94	San Francisco	12 Apr 08	
14	13.34	0.5	Sydney McLaughlin	USA	7.8.99	Greensboro	14 Jun 14	
15	12.84	1.2	Tia Jones	USA	8.9.00	Clovis	25 Jun 16	
16	12.84	1.2	Tia Jones	USA	8.9.00	Clovis	25 Jun 16	
17	12.84	1.5	Aliuska López	CUB	29.8.69	Zagreb	16 Jul 87	
	12.84	1.2	Tia Jones	USA	8.9.00	Clovis	25 Jun 16	
18	12.71	1.3	Brittany Anderson	JAM	31.1.01	Joensuu	24 Jul 19	
19	12.52	0.6	Chanel Brissett	USA	10.8.99	Austin	8 Jun 19	
400 Metres Hurdles (76.2cm)								
13	60.46		Viivi Lehikoinen	FIN	27.8.99	Vaasa	27 Jul 13	
14	55.63		Sydney McLaughlin	USA	7.8.99	Eugene	6 Jul 14	
15	55.28		Sydney McLaughlin	USA	7.8.99	Lisle	1 Jul 15	
16	54.15		Sydney McLaughlin	USA	7.8.99	Eugene	10 Jul 16	
17	53.82		Sydney McLaughlin	USA	7.8.99	Sacramento	25 Jun 17	
18	52.75		Sydney McLaughlin	USA	7.8.99	Knoxville	13 May 18	
19	52.75		Sydney McLaughlin	USA	7.8.99	Knoxville	13 May 18	
High Jump								
12	1.77i		Ayla Hallberg Hossain	SWE	23.12.06	Sollentuna	30 Nov 19	
	1.75		Stacey Destin	USA	7.11.96	Des Moines	4 Aug 09	
13	1.81		Akela Jones	BAR	22.4.95	Bridgetown	20 Mar 09	
	1.81		Cheyly Scott	USA	12.8.05	Greensboro	13 Jun 19	
14	1.89		Marina Kuptsova	RUS	22.12.81	Moskva	12 May 96	
15	1.93i		Venelina Veneva	BUL	13.6.74	Tolbukhin	24 Feb 90	
	1.92A		Yaroslava Mahuchikh	UKR	19.9.01	Nairobi	14 Jul 17	
16	1.95i		Marina Kuptsova	RUS	22.12.81	Brno	30 Jan 98	
	1.94		Yelena Topchina	RUS	28.10.66	Schwechat	28 Aug 83	
	1.94		Yaroslava Mahuchikh	UKR	19.9.01	Győr	8 Jul 18	
17	2.00		Yaroslava Mahuchikh	UKR	19.9.01	Stanford	30 Jun 19	
18	2.04		Yaroslava Mahuchikh	UKR	19.9.01	Doha	30 Sep 19	
19	2.06i		Yaroslava Mahuchikh	UKR	19.9.01	Banská Bystrica	2 Feb 21	
	2.04		Yaroslava Mahuchikh	UKR	19.9.01	Doha	30 Sep 19	

AGE	MARK	WIND	NAME	COUNTRY	BORN	VENUE	DATE
Pole Vault							
12	3.70i		Aleksandra Blagodarova	RUS	14.12.04	Sankt Peterburg	25 Feb 17
	3.65		Elizabeth Parnov	AUS	9.5.94	Perth	18 Feb 07
13	3.95i		Ekateríni Stefanídou	GRE	4.2.90	Athína	18 Jan 04
	3.92		Lisa Ryshich	GER	27.9.88	Rehlingen	3 Sep 02
14	4.15i		Ekateríni Stefanídou	GRE	4.2.90	Athína	29 Jan 05
	4.15		Victoria Parnov	AUS	24.10.90	Runaway Bay	5 Jul 05
	4.15		Rosbeilys Peinado	VEN	26.11.97	Barquisimeto	11 Sep 12
15	4.40		Elizabeth Parnov	AUS	9.5.94	Perth	17 Apr 10
	4.40A		Rosbeilys Peinado	VEN	26.11.97	Medellín	25 Aug 13
16	4.50		Lisa Gunnarsson	SWE	20.8.99	Pézenas	28 May 16
	4.50		Lisa Gunnarsson	SWE	20.8.99	Angers	25 Jun 16
17	4.71i		Wilma Murto	FIN	11.6.98	Zweibrücken	31 Jan 16
	4.60		Rosbeilys Peinado	VEN	26.11.97	Barquisimeto	20 May 15
18	4.71i		Wilma Murto	FIN	11.6.98	Zweibrücken	31 Jan 16
	4.60		Rosbeilys Peinado	VEN	26.11.97	Barquisimeto	20 May 15
	4.60		Lisa Gunnarsson	SWE	20.8.99	Austin	31 Mar 18
19	4.80		Eliza McCartney	NZL	11.12.96	Dunedin	5 Mar 16
	4.80		Eliza McCartney	NZL	11.12.96	Rio de Janeiro	19 Aug 16
Long Jump							
12	5.97	0.0	Kumiko Ikeda	JPN	10.1.81	Sakata	17 Oct 93
13	6.22	0.5	Sun Mingming	CHN	23.9.86	Tianjin	25 Aug 00
14	6.57i	-	Heather Arneton	FRA	27.7.02	Eaubonne	15 Jan 17
	6.52	1.7	Peng Fengmei	CHN	2.7.79	Beijing	5 Jun 94
15	6.64	2.0	Heike Daute	GDR	16.12.64	Santiago CUB	15 Aug 80
16	6.91	1.0	Heike Daute	GDR	16.12.64	Jena	9 Aug 81
17	6.98	1.1	Heike Daute	GDR	16.12.64	Potsdam	18 Aug 82
18	7.14	1.1	Heike Daute	GDR	16.12.64	Bratislava	4 Jun 83
19	7.40	1.8	Heike Daute	GDR	16.12.64	Dresden	26 Jul 84
Triple Jump							
12	11.93i	-	Emmi Mäkinen	FIN	29.5.93	Jyväskylä	18 Mar 06
	11.74	0.6	Ciarra Brewer	USA	3.12.93	Folsom	11 Jun 06
13	12.52	-1.3	Heather Arneton	FRA	27.7.02	Saint-Florentin	9 Jul 16
14	13.66	1.8	Deng Linuo	CHN	16.3.92	Foshan	24 Nov 06
15	14.21	1.8	Dailenis Alcántara	CUB	10.8.91	La Habana	1 Mar 07
16	14.25	0.5	Dailenys Alcántara	CUB	10.8.91	Bydgoszcz	10 Jul 08
17	14.57	0.2	Huang Qiuyan	CHN	5.1.80	Shanghai	19 Oct 97
18	14.62	1.0	Tereza Marinova	BUL	5.9.77	Sydney	25 Aug 96
19	14.62	1.0	Tereza Marinova	BUL	5.9.77	Sydney	25 Aug 96
Shot Put (3kg)							
12	14.22		Ella Mäntylä	FIN	4.5.06	Tampere	1 Sep 18
13	16.17		Margaret Satupai	SAM	9.7.92	Knox	20 Oct 05
14	17.83		Corrie de Bruin	NED	26.10.76	Bruxelles	19 Jul 91
15	19.06		Corrie de Bruin	NED	26.10.76	Breda	12 Apr 92
16	20.52		Corrie de Bruin	NED	26.10.76	Assen	13 Jun 93
17	20.52		Corrie de Bruin	NED	26.10.76	Assen	13 Jun 93
Shot Put (4kg)							
12	12.80		Filoi Aokuso	AUS	26.12.95	Sydney	25 Oct 08
13	14.34A		Simoné du Toit	RSA	27.9.88	Pretoria	7 Sep 02
14	16.00		Bai Ping	CHN	18.1.92	Jinzhou	30 Aug 06
15	16.97		Li Min	CHN	9.11.81	Fushun	26 Apr 97
16	18.84		Simone Michel	GDR	18.12.60	Potsdam	10 Aug 77
17	19.48		Ines Wittich	GDR	14.11.69	Leipzig	29 Jul 87
18	20.51i		Heidi Krieger	GDR	20.7.65	Budapest	8 Feb 84
	20.24		Heidi Krieger	GDR	20.7.65	Split	30 Apr 84
19	21.30		Iлона Slupianek	GDR	24.9.56	Karl-Marx-Stadt	30 May 76
Discus Throw (1kg)							
12	43.38		Viktoriya Sadova	RUS	18.3.93	Adler	17 Feb 06
13	48.82		Corrie de Bruin	NED	26.10.76	Zoetermeer	7 Oct 90
14	54.68		Corrie de Bruin	NED	26.10.76	Alphen	29 Jun 91
15	57.74		Ilke Wyludda	GDR	28.3.69	Cottbus	26 Jul 84
16	62.36		Ilke Wyludda	GDR	28.3.69	Halle	19 May 85
17	65.86		Ilke Wyludda	GDR	28.3.69	Neubrandenburg	1 Aug 86
18	71.64		Ilke Wyludda	GDR	28.3.69	Potsdam	20 Aug 87
19	74.40		Ilke Wyludda	GDR	28.3.69	Berlin GDR	13 Sep 88

EVENT	MARK	NAME	COUNTRY	BORN	VENUE	DATE
Hammer Throw (3kg)						
12	56.04	Zsófia Bácskay	HUN	18.3.97	Budapest	6 Mar 10
13	64.51	Zsófia Bácskay	HUN	18.3.97	Tatabánya	26 Sep 10
14	69.66	Bianca Perie	ROU	1.6.90	București	20 Mar 05
15	70.39	Villó Viszkeleti	HUN	29.6.05	Veszprém	6 Jun 21
16	74.36	Valeriya Ivanenko	UKR	16.8.01	Győr	5 Jul 18
17	76.04	Réka Gyurátz	HUN	31.5.96	Zalaegerszeg	23 Jun 13
Hammer Throw (4kg)						
12	47.37	Zsófia Bácskay	HUN	18.3.97	Szekszárd	22 Jun 09
13	55.92	Zsófia Bácskay	HUN	18.3.97	Tapolca	28 Aug 10
14	65.13	Bianca Perie	ROU	1.6.90	București	18 Mar 05
15	66.30	Zhang Wenxiu	CHN	22.3.86	Jinan	12 May 01
16	67.38	Bianca Perie	ROU	1.6.90	Beijing	16 Aug 06
17	71.34	Silja Kosonen	FIN	16.12.02	Somero	25 Jul 20
18	73.43	Silja Kosonen	FIN	16.12.02	Vaasa	28 Jun 21
19	73.43	Silja Kosonen	FIN	16.12.02	Vaasa	28 Jun 21
Javelin Throw (500g)						
12	46.89	Carolina Visca	ITA	31.5.00	Roma	6 Apr 13
13 old model 600g	60.26	Liang Lili	CHN	16.11.83	Chengdu	2 Jun 97
14 old model 600g	61.81	Liang Lili	CHN	16.11.83	Beijing	3 Sep 98
15	64.73	Adriana Vilagoš	SRB	2.1.04	Split	27 Apr 19
16	68.76	Adriana Vilagoš	SRB	2.1.04	Sremska Mitrovica	7 Mar 20
17	70.10	Adriana Vilagoš	SRB	2.1.04	Kraljevo	14 Aug 21
Javelin Throw (600g)						
12	43.02	Jucilene Sales de Lima	BRA	14.9.90	São Caetano	21 Jun 03
13	53.65	Xu Xin	CHN	30.8.87	Shanghai	7 May 01
14	56.45	Xu Xin	CHN	30.8.87	Guangzhou	23 Nov 01
15	60.90	Liang Lili	CHN	16.11.83	Shenyang	18 Jun 99
16	61.48	Elína Tzénggo	GRE	2.9.02	Halle	1 Jun 19
17	63.96	Elína Tzénggo	GRE	2.9.02	Ioánnina	1 Aug 20
18	63.96	Elína Tzénggo	GRE	2.9.02	Ioánnina	1 Aug 20
19	66.49	Osleidys Menéndez	CUB	14.11.79	Leverkusen	5 Sep 99
Heptathlon						
14	5474	Peggy Beer	GDR	15.9.69	Plovdiv	5 Aug 84
15	5780	Heike Daute	GDR	16.12.64	Cottbus	18 Jul 80
16	6185	Shen Shengfei	CHN	21.1.81	Shanghai	18 Oct 97
17	6202	Jana Sobotka	GDR	3.10.65	Schwechat	28 Aug 83
18	6465	Sibylle Thiele	GDR	6.3.65	Schwechat	28 Aug 83
19	6542	Carolina Klüft	SWE	2.2.83	München	10 Aug 02
5000 Metres Walk						
12	24:04.5	Tatyana Kalmykova	RUS	10.1.90	Cheboksary	30 Aug 02
13	22:05.0	Wang Yan	CHN	2.5.71	Jiading	18 Mar 85
14	21:33.8	Wang Yan	CHN	2.5.71	Jian	9 Mar 86
15	21:33.8	Wang Yan	CHN	2.5.71	Jian	9 Mar 86
16	21:06.03	Anisya Kornikova	RUS	23.10.89	Saransk	10 Jun 06
17	20:28.05	Tatyana Kalmykova	RUS	10.1.90	Ostrava	12 Jul 07
18	20:28.05	Tatyana Kalmykova	RUS	10.1.90	Ostrava	12 Jul 07
19	20:28.05	Tatyana Kalmykova	RUS	10.1.90	Ostrava	12 Jul 07
10,000 Metres Walk						
14	44:59.3	Wang Yan	CHN	2.5.71	Fuxin	30 Mar 86
15	44:26.7	Jin Bingjie	CHN	3.6.71	Xinglong	31 Mar 87
16	43:18.00	Li Hong	CHN	1.6.79	Nanjing	28 Apr 96
17	42:49.7	Gao Hongmiao	CHN	17.3.74	Jinan	15 Mar 92
18	42:43.0	Svetlana Vasilyeva	RUS	24.7.92	Sochi	27 Feb 11
19	42:43.0	Svetlana Vasilyeva	RUS	24.7.92	Sochi	27 Feb 11
20 Kilometres Walk						
14	1:38:11	Sofiya Kuzevanova	RUS	12.6.84	Adler	7 Feb 99
15	1:30:52	Jiang Kun	CHN	18.5.85	Dandong	13 Apr 01
16	1:30:52	Jiang Kun	CHN	18.5.85	Dandong	13 Apr 01
17	1:27:24	Wu Quanming	CHN	16.11.01	Huangshan	10 Mar 19
18	1:27:16	Song Hongjuan	CHN	4.7.84	Yangzhou	14 Apr 03
19	1:25:20	Olga Polyakova	RUS	23.9.80	Moskva	19 May 00



YLEISURHEILUN
MAAILMANMESTARUUS
KILPAILUT 1983



Roma

*campionati mondiali di atletica
a. 29 agosto / 6 settembre 1987*




TOKYO '91

4th IAAF
WORLD CHAMPIONSHIPS
in ATHLETICS



STUTTGART
1993



5TH IAAF WORLD CHAMPIONSHIPS IN ATHLETICS
GÖTEBORG 1995

THE IAAF WORLD
CHAMPIONSHIPS
ATHENS '97



SEVILLA '99



Edmonton
2001



9th WORLD CHAMPIONSHIPS in ATHLETICS
PARIS
2003
SAINT-DENIS

COUNTRY INDEX

This section contains details of the best achievements of the 224 different teams (counting 2017/2019's Athlete Refugee Team /ART) to have competed at the World Athletics Championships. Those underlined have only had male participants:

AFG, AHO, AIA, ALB, ALG, AND, ANG, ANT, ARG, ARM, ART, ARU, ASA, AUS, AUT, AZE, BAH, BAN, BAR, BDI, BEL, BEN, BER, BHU, BIH, BIZ, BLR, BOL, BOT, BRA, BRN, BRU, BUL, BUR, CAF, CAM, CAN, CAY, CGO, CHA, CHI, CHN, CIV, CMR, COD, COK, COL, COM, CPV, CRC, CRO, CUB, CYP, CZE, DEN, DJI, DMA, DOM, ECU, EGY, ERI, ESA, ESP, EST, ETH, FIJ, FIN, FRA, FRG, FSM, GAB, GAM, GBR, GBS, GDR, GEO, GEQ, GER, GHA, GIB, GRE, GRN, GUA, GUI, GUM, GUY, HAI, HKG, HON, HUN, INA, IND, IRI, IRL, IRQ, ISL, ISR, ISV, ITA, IVB, JAM, JOR, JPN, KAZ, KEN, KGZ, KIR, KOR, KOS, KSA, KUW, LAO, LAT, LBA, LBN, LBR, LCA, LES, LIE, LTU, LUX, MAC, MAD, MAR, MAS, MAW, MDA, MDV, MEX, MGL, MHL, MKD, MLI, MLT, MNE, MNT, MON, MOZ, MRI, MTN, MYA, NAM, NCA, NED, NEP, NFI, NGR, NIG, NMI, NOR, NRU, NZL, OMA, PAK, PAN, PAR, PER, PHI, PLE, PLW, PNG, POL, POR, PRK, PRY, PUR, PYF, QAT, ROU, RSA, RUS, RWA, SAM, SCG, SEN, SEY, SGP, SKN, SLE, SLO, SMR, SOL, SOM, SRB, SRI, SSD, STP, SUD, SUI, SUR, SVK, SWE, SWZ, SYR, TAN, TCH, TGA, THA, TJK, TKM, TKS, TLS, TOG, TPE, TTO, TUN, TUR, TUV, UAE, UGA, UKR, URS, URU, USA, UZB, VAN, VEN, VIE, VIN, YAR, YEM, YUG, ZAM, ZIM

Additionally there have been teams competing under the banner of "Independent World Championship Participants" (IWP / 1993) and "Authorised Neutral Athletes" (ANA / 2017 & 2019). These have been included respectively under Yugoslavia and Russia, as those countries supplied all the competitors in those years. All current members of World Athletics have now competed at the championships.

A single entry is show for Germany (GER), with FRG and GDR next to the name of athletes winning medals for those states in 1980-1987. For the USSR, the Soviet State of the medallists (in 1976-1991) is listed with the athlete's name.

The following information is given:

Years Entered:

The years in which the country entered the championships

Placing Tables:

Tables showing the country's placings in the first eight. Shown are total placing tables, then where relevant, separate tables for men's, women's and universal events ("Uni").

Medallists:

A list of every medallist by the country. Golds shown in bold

Highest Placings:

If there are no medallists, the country's highest overall placings are listed. In comparisons across events, we have selected the athlete who finished nearest to first place

Doping:

The symbol "X" is shown next to those athletes who have been stripped of further world medals for doping offences (see pages 92/93 for a full list)

AFG / Afghanistan

Years Entered: 1983 / 2003 / 2007 / 2009 / 2011 / 2015 / 2017 / 2019

Highest Placings:

Men	Masoud Azizi	100m: 2011-6h2
	Saïd Gilani	100m: 2017-6h3
Women	Lima Azimi	100m: 2003-6h3

AHO / Netherlands Antilles

Years Entered: All from 1983 to 2009
Dissolved in 2010 and incorporated into The Netherlands

Placing Table:

Men	Gold	Silver	Bronze	4th	5th	6th	7th	8th
2005	-	-	-	-	-	1	-	-
2007	-	-	-	-	2	-	-	-
Totals	-	-	-	-	2	1	-	-

Highest Placings:

Men	Churandy Martina	100m: 2007-5; 200m: 2007-5
Women	Evelyn Farrell	200m: 1983-dns/q3

AIA / Anguilla

Years Entered: All from 1983

Placing Table:

Women	Gold	Silver	Bronze	4th	5th	6th	7th	8th
2009	-	-	-	-	1	-	-	-
Totals	-	-	-	-	1	-	-	-

Highest Placings:

Men	Kieron Rogers	100m: 2011-7q3
Women	Shara Proctor	LJ: 2009-5

ALB / Albania

Years Entered: 1983 / 1991 / 1993 / 1995 / 1997 / 1999 / 2001 / 2003 / 2005 / 2007 / 2009 / 2011 / 2013 / 2015 / 2019

Highest Placings:

Men	Ajet Toska	HT: 1991-22Q
Women	Luiza Gega	3000mSC: 2019-9

ALG / Algeria

Years Entered: All from 1983

Placing Tables:

Overall	Gold	Silver	Bronze	4th	5th	6th	7th	8th
1991	2	-	1	-	1	-	-	-
1993	1	-	1	-	-	-	-	-
1995	2	-	-	-	-	-	-	-
1997	-	-	-	1	-	-	-	1
1999	-	-	1	-	-	-	-	-

2003	1	-	-	-	-	-	-	-
2005	-	-	-	-	2	-	1	1
2007	-	-	-	-	1	1	-	-
2011	-	-	-	-	-	-	-	1
2015	-	-	-	1	1	-	-	-
2019	-	1	-	-	-	-	-	1
Totals	6	1	3	2	5	1	1	4

Men	Gold	Silver	Bronze	4th	5th	6th	7th	8th
1991	1	-	1	-	-	-	-	-
1993	1	-	-	-	-	-	-	-
1995	1	-	-	-	-	-	-	-
1997	-	-	-	1	-	-	-	1
1999	-	-	1	-	-	-	-	-
2003	1	-	-	-	-	-	-	-
2005	-	-	-	-	2	-	-	1
2007	-	-	-	-	1	1	-	-
2015	-	-	-	1	1	-	-	-
2019	-	1	-	-	-	-	-	1
Totals	4	1	2	2	4	1	-	3

Women	Gold	Silver	Bronze	4th	5th	6th	7th	8th
1991	1	-	-	-	1	-	-	-
1993	-	-	1	-	-	-	-	-
1995	1	-	-	-	-	-	-	-
2005	-	-	-	-	-	-	1	-
2011	-	-	-	-	-	-	-	1
Totals	2	-	1	-	1	-	1	1

Medallists:

Men	Azzedine Brahmi	3000mSC: 1991-3
	Taoufik Makhloufi	1500m: 2019-2
	Noureddine Morceli	1500m: 1991-1, 1993-1, 1995-1
	Djabir Saïd-Guerni	800m: 1999-3, 2003-1
Women	Hassiba Boulmerka	1500m: 1991-1, 1993-3, 1995-1

AND / Andorra

Years Entered: 1991 / 1995 / 1997 / 1999 / 2001 / 2003 / 2005 / 2007 / 2009 / 2013 / 2015 / 2017 / 2019

Highest Placings:

Men	Toni Bernadó	Mar: 2005-26
Women	Magui Moreno	HJ: 1991-28Q

ANG / Angola

Years Entered: 1983 / 1987 / 1991 / 1993 / 1995 / 1997 / 1999 / 2001 / 2003 / 2005 / 2007 / 2011 / 2013 / 2015 / 2019

Highest Placings:

Men	João N'Tyamba	10,000m: 1999-13
Women	Alda Paulo	100m: 2011-8q4

ANT / Antigua & Barbuda

Years Entered: All from 1983

Placing Table:

Men	Gold	Silver	Bronze	4th	5th	6th	7th	8th
2009	-	-	-	1	-	-	-	-
2011	-	-	-	-	1	-	-	-
2015	-	-	-	-	-	1	-	-
Totals	-	-	-	1	1	1	-	-

Highest Placings:

Men	Daniel Bailey	100m: 2009-4
Women	Heather Samuel	100m: 1995-6q3

ARG / Argentina

Years Entered: All from 1980

Placing Table:

Men	Gold	Silver	Bronze	4th	5th	6th	7th	8th
1993	-	-	-	-	-	-	-	1
2013	-	-	-	-	-	-	1	-
Totals	-	-	-	-	-	-	1	1

Highest Placings:

Men	Germán Lauro	SP: 2013-7
Women	Jennifer Dahlgren	HT: 2011-9

ARM / Armenia

Years Entered: 1993 / 1995 / 1997 / 1999 / 2001 / 2003 / 2005 / 2007 / 2009 / 2011 / 2013 / 2015 / 2017 / 2019

Highest Placings:

Men	Robert Emmiyan	LJ: 1995-11
Women	Ani Khachikyan	100m: 2009-5h5

ART / Athlete Refugee Team

Years Entered: 2017 / 2019

Highest Placings:

Men	Ahmed Bashir Farah	800m: 2017-8h4
Women	Rose Lokonyen	800m: 2019-7h2

ARU / Aruba

Years Entered: 1987 / 1991 / 1993 / 1995 / 1997 / 1999 / 2011 / 2013 / 2015 / 2017 / 2019

Highest Placings:

Men	Kim Reynierse	Mar: 1991-23
Women	Lia Melis	Mar: 1991-21

ASA / American Samoa

Years Entered: 1987 / 1991 / 1993 / 1995 / 1999 / 2001 / 2003 / 2007 / 2009 / 2011 / 2013 / 2019

Placing Table:

Women	Gold	Silver	Bronze	4th	5th	6th	7th	8th
1999	-	-	1	-	-	-	-	-
Totals	-	-	1	-	-	-	-	-

Medallists or Highest Placings:

Men	Oakland Salavea	SP: 1995-29Q
Women	Lisa Misipeka	HT: 1999-3

AUS / Australia

Years Entered: All from 1976

Placing Tables:

Overall	Gold	Silver	Bronze	4th	5th	6th	7th	8th
1980	-	-	-	-	-	-	1	-
1983	1	-	-	-	-	1	2	1
1987	-	2	-	1	-	-	1	1
1991	-	-	-	-	2	2	-	2
1993	-	1	-	-	2	-	2	1
1995	-	1	1	1	2	-	-	1+1=
1997	1	1	2	-	-	-	1	-
1999	1	1	2	2	3	1	3	-
2001	1	-	2	2	-	-	-	-
2003	1	-	-	2	1	-	1	1
2005	-	-	1	-	1	1	-	1
2007	2	-	-	-	-	-	1	-
2009	2	-	2	1	3	1	-	-
2011	1	2	-	1	2	-	1	-
2013	-	3	-	-	1	1	1	-
2015	-	2	-	-	-	1	-	2
2017	1	1	-	-	-	2	1	-
2019	1	-	-	-	-	2	-	-
Totals	12	14	10	10	17	12	15	10+1=

Men	Gold	Silver	Bronze	4th	5th	6th	7th	8th
1983	1	-	-	-	-	1	1	-
1987	-	-	-	1	-	-	1	-
1991	-	-	-	-	-	1	-	1
1993	-	-	-	-	2	-	-	1
1995	-	1	-	-	1	-	-	1+1=
1997	-	-	2	-	-	-	-	-
1999	-	1	-	2	1	-	1	-
2001	1	-	1	1	-	-	-	-
2003	-	-	-	2	1	-	-	-
2005	-	-	1	-	1	1	-	1
2007	1	-	-	-	-	-	1	-
2009	1	-	2	1	2	1	-	-
2011	-	2	-	1	1	-	1	-
2013	-	1	-	-	-	-	1	-
2015	-	2	-	-	-	-	-	1
2017	-	-	-	-	-	1	1	-
2019	-	-	-	-	-	2	-	-
Totals	4	7	6	8	9	7	7	5+1=

Women	Gold	Silver	Bronze	4th	5th	6th	7th	8th
1980	-	-	-	-	-	-	1	-
1983	-	-	-	-	-	-	1	1
1987	-	2	-	-	-	-	-	1
1991	-	-	-	-	2	1	-	1
1993	-	1	-	-	-	-	2	-
1995	-	-	1	1	1	-	-	-
1997	1	1	-	-	-	-	1	-
1999	1	-	2	-	2	1	2	-
2001	-	-	1	1	-	-	-	-
2003	1	-	-	-	-	-	1	1
2007	1	-	-	-	-	-	-	-
2009	1	-	-	-	1	-	-	-
2011	1	-	-	-	1	-	-	-
2013	-	2	-	-	1	1	-	-
2015	-	-	-	-	-	1	-	1
2017	1	1	-	-	-	1	-	-
2019	1	-	-	-	-	-	-	-
Totals	8	7	4	2	8	5	8	5

Medallists:

Men	Adam Basil	4x100mR: 2001-3
	Steve Brimacombe	4x100mR: 1995-2, 2001-3
	Nathan Deakes	50kmW: 2007-1
	Paul Di Bella	4x100mR: 2001-3
	Tim Forsyth	HJ: 1997-3
	Paul Henderson	4x100mR: 1995-2
	Steve Hooker	PV: 2009-1

	Tim Jackson	4x100mR: 1995-2
	Fabrice Lapierre	LJ: 2015-2
	Dmitri Markov	PV: 1999-2, 2001-1
	Damien Marsh	4x100mR: 1995-2
	Joel Milburn	4x400mR: 2009-3 (ran ht)
	Steve Moneghetti	Mar: 1997-3
	Craig Mottram	5000m: 2005-3
	Ben Offereins	4x400mR: 2009-3
	Matt Shirvington	4x100mR: 2001-3
	John Steffensen	4x400mR: 2009-3
	Jared Tallent	50kmW: 2011-2, 2013-2, 2015-2
	Tristan Thomas	4x400mR: 2009-3
	Mitchell Watt	LJ: 2009-3, 2011-2
	Sean Wroe	4x400mR: 2009-3
	Rob de Castella	Mar: 1983-1
Women	Kelsey-Lee Barber	JT: 2019-1
	Daniela Costian	DT: 1993-2
	Bronwyn Eagles	HT: 2001-3
	Debbie Flintoff	400mH: 1987-2
	Cathy Freeman	400m: 1997-1, 1999-1; 4x400mR: 1995-3
	Melinda Gainsford	4x400mR: 1995-3
	Tatiana Grigorieva	PV: 1999-3
	Kerry Junna-Saxby	10kmW: 1987-2; 20kmW: 1999-3
	Kim Mickle	JT: 2013-2
	Lee Naylor	4x400mR: 1995-3
	Sally Pearson	100mH: 2011-1, 2013-2, 2017-1
	Jana Pittman/Rawlinson	400mH: 2003-1, 2007-1
	Renée Poetschka	4x400mR: 1995-3
	Dani Samuels/Stevens	DT: 2009-1, 2017-2
	Joanna Stone	JT: 1997-2

AUT / Austria

Years Entered: All from 1983

Placing Tables:

Overall	Gold	Silver	Bronze	4th	5th	6th	7th	8th
1983	-	-	-	-	-	-	-	1
1987	-	-	-	-	-	-	-	1
1991	-	-	-	-	-	-	-	2
1993	-	-	1	-	-	2	-	-
1999	-	-	-	-	-	-	2	-
2001	-	1	-	-	-	-	-	-
2009	-	-	-	-	-	-	-	1
2017	-	-	-	-	-	1	-	-
2019	-	-	2	-	-	-	-	-
Totals	-	1	3	-	-	3	5	2

Men	Gold	Silver	Bronze	4th	5th	6th	7th	8th
1983	-	-	-	-	-	-	-	1
1987	-	-	-	-	-	-	-	1
1991	-	-	-	-	-	-	-	1
2009	-	-	-	-	-	-	-	1
2019	-	-	1	-	-	-	-	-
Totals	-	-	1	-	-	-	2	2

Women	Gold	Silver	Bronze	4th	5th	6th	7th	8th
1991	-	-	-	-	-	-	1	-
1993	-	-	1	-	-	2	-	-
1999	-	-	-	-	-	-	2	-
2001	-	1	-	-	-	-	-	-
2017	-	-	-	-	-	1	-	-
2019	-	-	1	-	-	-	-	-
Totals	-	1	2	-	-	3	3	-

Medallists:

Men	Lukas Weissshaidinger	DT: 2019-3
Women	Stephanie Graf	800m: 2001-2
	Sigrid Kirchmann	HJ: 1993-3
	Verena Preiner	Hep: 2019-3

AZE / Azerbaijan

Years Entered: All from 1993

Placing Tables:

Overall	Gold	Silver	Bronze	4th	5th	6th	7th	8th
2009	-	-	-	-	-	-	1	-
2017	-	-	-	-	2	-	-	-
2019	-	-	-	-	-	-	2	-
Totals	-	-	-	-	2	-	3	-

Men	Gold	Silver	Bronze	4th	5th	6th	7th	8th
2009	-	-	-	-	-	-	1	-
2017	-	-	-	-	1	-	-	-
2019	-	-	-	-	-	-	1	-
Totals	-	-	-	-	1	-	2	-

Women	Gold	Silver	Bronze	4th	5th	6th	7th	8th
2017	-	-	-	-	1	-	-	-
2019	-	-	-	-	-	-	1	-
Totals	-	-	-	-	1	-	1	-

Highest Placings:

Men	Alexis Copello	TJ: 2017-5
Women	Hanna Skidan	HT: 2017-5

BAH / Bahamas

Years Entered: All from 1983

Placing Tables:

Overall	Gold	Silver	Bronze	4th	5th	6th	7th	8th
1991	-	-	-	-	1=	-	1	-
1993	-	-	-	-	1	-	-	-
1995	1	1	-	1	-	-	-	-
1997	-	-	1	-	-	1	1	-
1999	1	-	-	-	1	1	1	-
2001	3	-	1	-	1	-	-	-
2003	-	1	2	-	1	-	-	2
2005	1	1	-	3	-	-	-	1
2007	1	2	-	1	-	-	-	1
2009	-	1	1	1	1	1	1	-
2011	-	-	1	-	-	1	1	-
2013	-	-	-	1	1	-	-	1=
2015	-	1	1	-	-	1	-	-
2017	-	1	1	1	-	-	-	1
2019	1	1	-	-	-	-	-	1
Totals	8	9	8	8	6+1=	5	5	6+1=

Men	Gold	Silver	Bronze	4th	5th	6th	7th	8th
1991	-	-	-	-	1=	-	-	-
1993	-	-	-	-	1	-	-	-
1995	1	-	-	-	-	-	-	-
1999	-	-	-	-	-	1	-	-
2001	2	-	-	-	-	-	-	-
2003	-	-	2	-	-	-	-	1
2005	-	1	-	2	-	-	-	-
2007	1	2	-	1	-	-	-	1
2009	-	-	-	1	1	-	-	-
2011	-	-	1	-	-	-	1	-

2013	-	-	-	-	1	-	-	1=
2015	-	-	1	-	-	1	-	-
2017	-	1	-	-	-	-	-	-
2019	1	-	-	-	-	-	-	-
Totals	5	4	4	4	3+1=	2	1	2+1=

Women	Gold	Silver	Bronze	4th	5th	6th	7th	8th
1991	-	-	-	-	-	-	1	-
1995	-	1	-	1	-	-	-	-
1997	-	-	1	-	-	1	1	-
1999	1	-	-	-	1	-	1	-
2001	1	-	1	-	1	-	-	-
2003	-	1	-	-	1	-	-	1
2005	1	-	-	1	-	-	-	1
2009	-	1	1	-	-	1	1	-
2011	-	-	-	-	-	1	-	-
2013	-	-	-	1	-	-	-	-
2015	-	1	-	-	-	-	-	-
2017	-	-	1	1	-	-	-	1
2019	-	1	-	-	-	-	-	1
Totals	3	5	4	4	3	3	4	4

Medallists:

Men	Derrick Atkins	100m: 2007-2
	Trevor Barry	HJ: 2011-3
	Chris Brown	4x400mR: 2001-1, 2003-3, 2005-2, 2007-2
	Dennis Darling	4x400mR: 2003-3
	Steven Gardiner	400m: 2017-2, 2019-1
	Jeffery Gibson	400mH: 2015-3
	Troy Kemp	HJ: 1995-1
	Michael Mathieu	4x400mR: 2007-2
	Troy McIntosh	4x400mR: 2001-1, 2005-2 (ran ht)
	Nathaniel McKinney	4x400mR: 2003-3, 2005-2, 2007-2 (ran ht)
	Avard Moncur	400m: 2001-1; 4x400mR: 2001-1, 2003-3, 2005-2, 2007-2
	Timothy Munnings	4x400mR: 2001-1
	Carl Oliver	4x400mR: 2001-1 (ran ht), 2003-3 (ran ht)
	Leevan Sands	TJ: 2003-3
	Donald Thomas	HJ: 2007-1
	André Williams	4x400mR: 2005-2, 2007-2
Women	Christine Amertil	4x100mR: 2009-2
	Eldece Clarke	4x100mR: 1999-1 (ran ht)
	Pauline Davis-Thompson	400m: 1995-2; 4x100mR: 1999-1
	Sheniqua Ferguson	4x100mR: 2009-2
	Debbie Ferguson-McKenzie	200m: 2001-1, 2009-3; 4x100mR: 1999-1, 2009-2
	Savatheda Fynes	100m: 1997-3; 4x100mR: 1999-1
	Shaunae Miller-Uibo	200m: 2017-3; 400m: 2015-2, 2019-2
	Chandra Sturrup	100m: 2001-3, 2003-2; 4x100mR: 1999-1, 2009-2
	Tonique Williams-Darling	400m: 2005-1

BAN / Bangladesh

Years Entered: 1991 / 1993 / 1995 / 1997, then all from 2003

Highest Placings:

Men	Mesbah Ahmed	100m: 2013-5h3, 2017-5h1
Women	Shamsun Nahar Chumky	100m: 2003-5h2
	Nilufar Yasmin	LJ: 1995-34Q

BAR / Barbados

Years Entered: All from 1983

Placing Tables:

Overall	Gold	Silver	Bronze	4th	5th	6th	7th	8th
1997	-	-	-	-	-	1	-	1
1999	-	-	-	3	-	-	-	-
2003	-	-	-	-	-	1	-	-
2005	-	-	-	-	-	1	-	-
2009	1	-	-	-	-	-	-	-
2017	-	-	-	-	-	1	-	-
2019	-	-	-	-	-	1	-	-
Totals	1	-	-	3	-	5	-	1

Men	Gold	Silver	Bronze	4th	5th	6th	7th	8th
1997	-	-	-	-	-	1	-	-
1999	-	-	-	2	-	-	-	-
2009	1	-	-	-	-	-	-	-
2017	-	-	-	-	-	1	-	-
2019	-	-	-	-	-	1	-	-
Totals	1	-	-	2	-	3	-	-

Women	Gold	Silver	Bronze	4th	5th	6th	7th	8th
1997	-	-	-	-	-	-	-	1
1999	-	-	-	1	-	-	-	-
2003	-	-	-	-	-	1	-	-
2005	-	-	-	-	-	1	-	-
Totals	-	-	-	1	-	2	-	1

Medallists or Highest Placings:

Men	Ryan Brathwaite	110mH: 2009-1
Women	Andrea Blackett	400mH: 1999-4

BDI / Burundi

Years Entered: All from 1983

Placing Tables:

Overall	Gold	Silver	Bronze	4th	5th	6th	7th	8th
1991	-	-	-	-	-	1	-	-
1993	-	-	-	-	1	-	1	-
1995	-	1	1	-	-	-	-	-
2017	-	1	-	-	-	-	-	-
Totals	-	2	1	-	1	1	1	-

Men	Gold	Silver	Bronze	4th	5th	6th	7th	8th
1991	-	-	-	-	-	1	-	-
1993	-	-	-	-	1	-	1	-
1995	-	1	1	-	-	-	-	-
Totals	-	1	1	-	1	1	1	-

Women	Gold	Silver	Bronze	4th	5th	6th	7th	8th
2017	-	1	-	-	-	-	-	-
Totals	-	1	-	-	-	-	-	-

Medallists:

Men	Arthémon Hatungimana	800m: 1995-2
	Vénuste Niyongabo	1500m: 1995-3
Women	Francine Niyonsaba	800m: 2017-2

BEL / Belgium

Years Entered: All from 1983

Placing Tables:

Overall	Gold	Silver	Bronze	4th	5th	6th	7th	8th
1983	-	-	-	-	-	1	-	-
1987	-	-	1	-	1	-	-	-
1997	-	-	-	-	-	-	-	1

1999	-	-	1	-	-	-	-	1
2003	-	-	-	-	-	1	-	-
2005	-	-	-	-	-	1	1	-
2007	-	-	1	-	1	-	-	-
2009	-	-	-	1	-	-	-	-
2011	-	-	1	1	1	-	-	-
2013	-	-	-	2	-	-	-	-
2015	-	1	-	-	1	-	-	-
2017	1	-	-	1	-	-	-	-
2019	-	1	1	-	1	1	-	-
Totals	1	2	5	5	5	4	1	2

Men	Gold	Silver	Bronze	4th	5th	6th	7th	8th
1983	-	-	-	-	-	1	-	-
1987	-	-	1	-	1	-	-	-
1997	-	-	-	-	-	-	-	1
1999	-	-	1	-	-	-	-	1
2009	-	-	-	1	-	-	-	-
2011	-	-	1	1	1	-	-	-
2013	-	-	-	2	-	-	-	-
2015	-	1	-	-	1	-	-	-
2017	-	-	-	1	-	-	-	-
2019	-	-	1	-	-	-	-	-
Totals	-	1	4	5	3	1	-	2

Women	Gold	Silver	Bronze	4th	5th	6th	7th	8th
2003	-	-	-	-	-	1	-	-
2005	-	-	-	-	-	1	1	-
2007	-	-	1	-	1	-	-	-
2017	1	-	-	-	-	-	-	-
2019	-	1	-	-	1	-	-	-
Totals	1	1	1	-	2	2	1	-

Uni	Gold	Silver	Bronze	4th	5th	6th	7th	8th
2019	-	-	-	-	-	1	-	-
Totals	-	-	-	-	-	1	-	-

Medallists:

Men	Dylan Borlée	4x400mR: 2019-3
	Kevin Borlée	400m: 2011-3; 4x400mR: 2019-3
	Philip Milanov	DT: 2015-2
	Mohamed Mourhit	5000m: 1999-3
	Jonathan Sacoor	4x400mR: 2019-3
	William Van Dijck	3000mSC: 1987-3
	Robin Vanderbemden	4x400mR: 2019-3
	Julien Watrin	4x400mR: 2019-3 (ran ht)
Women	Olivia Borlée	4x100mR: 2007-3
	Kim Gevaert	4x100mR: 2007-3
	Hanna Marien	4x100mR: 2007-3
	Élodie Ouédraogo	4x100mR: 2007-3
	Nafissatou Thiam	Hep: 2017-1, 2019-2

BEN / Benin

Years Entered: 1983 / 1987 / 1991 / 1993 / 1995 / 1997 / 1999, then all from 2003

Placing Table:

Women	Gold	Silver	Bronze	4th	5th	6th	7th	8th
2019	-	-	-	-	-	-	-	1
Totals	-	-	-	-	-	-	-	1

Highest Placings:

Men	Jean-Claude Yekpe	400m: 1993-7q2
Women	Odile Ahouanwanou	Hep: 2019-8

BER / Bermuda

Years Entered: 1983 / 1987 / 1991 / 1993 / 1995 / 1997 / 1999
/ 2001 / 2009 / 2011 / 2013 / 2015 / 2017 / 2019

Placing Table:

Men	Gold	Silver	Bronze	4th	5th	6th	7th	8th
1987	-	-	-	-	1	-	-	-
1991	-	-	-	-	-	1	-	-
1993	-	-	-	-	-	-	-	1
1995	-	1	-	-	-	-	-	-
1997	-	-	-	-	1	-	-	-
2001	-	-	-	-	-	1	-	-
Totals	-	1	-	-	2	2	-	1

Medallists or Highest Placings:

Men Brian Wellman TJ: 1995-2
Women Jennifer Bean 800m: 1983-8s2

BHU / Bhutan

Years Entered: 1999 / 2009 / 2011 / 2013 / 2015 / 2019

Highest Placings:

Men Sangay Wangchuk Mar: 2011-49
Women No competitors

BIH / Bosnia & Herzegovina

Years Entered: All from 1993

Placing Table:

Men	Gold	Silver	Bronze	4th	5th	6th	7th	8th
2009	-	-	-	-	-	-	1	-
2015	-	-	1	-	-	-	-	-
2019	-	1	-	-	-	-	-	-
Totals	-	1	1	-	-	-	1	-

Medallists or Highest Placings:

Men Amel Tuka 800m: 2015-3, 2019-2
Women Dijana Kojić 400m: 1997-7h4, 1999-7h6

BIZ / Belize

Years Entered: 1983 / 1987 / 1991 / 1993 / 1995 / 1997 / 1999
/ 2001 / 2003 / 2005 / 2007 / 2009 / 2011 / 2015 / 2017 / 2019

Highest Placings:

Men Jonathon Williams 400mH: 2007-5s3
Women Althea Moses TJ: 1993-23Q

BLR / Belarus

Years Entered: All from 1993
See also USSR for 1976-1991

Placing Tables:

Overall	Gold	Silver	Bronze	4th	5th	6th	7th	8th
1993	-	2	2	2	2	-	3	-
1995	2	3	2	-	1	1	1	2
1997	-	2	2	1	3	2	-	-
1999	-	-	-	1	-	1	1	1
2001	2	2	-	-	-	1	3	-

2003	3	1	3	-	1	1	2	-
2005	1	1	1	-	-	1	-	1
2007	1	-	-	1	1	2	2	-
2009	-	-	-	-	-	-	-	1
2011	-	-	1	1	1	-	-	-
2013	-	-	-	1	-	-	-	-
2015	1	-	1	-	-	1	1	1
2017	-	-	-	-	-	2	1	-
2019	-	-	-	1	2	3	1=	1
Totals	10	11	12	8	11	15	14+1=	7

Men	Gold	Silver	Bronze	4th	5th	6th	7th	8th
1993	-	2	-	1	1	-	3	-
1995	-	3	2	-	-	1	-	1
1997	-	-	1	1	1	2	-	-
1999	-	-	-	-	-	-	1	-
2001	-	-	-	-	-	1	1	-
2003	2	-	1	-	-	1	1	-
2005	1	-	-	-	-	-	-	-
2007	1	-	-	1	-	-	1	-
2009	-	-	-	-	-	-	-	1
2011	-	-	-	-	1	-	-	-
2019	-	-	-	1	-	-	-	1
Totals	4	5	4	4	3	5	7	3

Women	Gold	Silver	Bronze	4th	5th	6th	7th	8th
1993	-	-	2	1	1	-	-	-
1995	2	-	-	-	1	-	1	1
1997	-	2	1	-	2	-	-	-
1999	-	-	-	1	-	1	-	1
2001	2	2	-	-	-	-	2	-
2003	1	1	2	-	1	-	1	-
2005	-	1	1	-	-	1	-	1
2007	-	-	-	-	1	2	1	-
2011	-	-	1	1	-	-	-	-
2013	-	-	-	1	-	-	-	-
2015	1	-	1	-	-	1	1	1
2017	-	-	-	-	-	2	1	-
2019	-	-	-	-	2	3	1=	-
Totals	6	6	8	4	8	10	7+1=	4

Medallists:

Men Igor Astapkovich HT: 1993-2, 1995-2
Vadim Devyatovski HT: 2005-1
Vladimir Dubrovshchik DT: 1995-2
Eduard Hämäläinen Dec: 1993-2, 1995-2
Vasiliy Kaptyukh DT: 1995-3, 2003-3
Mikhail Khmel'nitsky 20kmW: 1997-3
Andrey Mikhnevich X SP: 2003-1
Yevgeniy Misyulya 20kmW: 1995-3
Ivan Tikhon X HT: 2003-1, 2007-1
Women **Maryna Arzamasava 800m: 2015-1**
Svetlana Buraga Hep: 1993-3
Oksana Dragun 4x100mR: 2005-3
Nastassia Ivanova LJ: 2011-3
Olga Kardopoltseva 10,000mW: 1997-2
Yanina Korolchik SP: 2001-1
Yuliya Nesterenko 4x100mR: 2005-3
Yelena Nevmerzhtskaya 4x100mR: 2005-3
Nadezhda Ostapchuk X SP: 2003-2
Natalya Sazanovich Hep: 2001-2, 2003-3
Natalya Shikolenko JT: 1993-3, 1995-1
Natalya Sologub 4x100mR: 2005-3
Alina Talai 100mH: 2015-3
Valentina Tsybul'skaya 10,000mW: 1997-3; 20kmW: 2001-2, 2003-3
Rita Turova 20kmW: 2005-2
Irina Yatchenko DT: 2003-1
Ellina Zvereva DT: 1995-1, 1997-2, 2001-1

BOL / Bolivia

Years Entered: All from 1983

Highest Placings:

Men Eloy Quispe 50kmW: 1995-25
 Women Geovana Iruستا 20kmW: 2001-16

BOT / Botswana

Years Entered: All from 1983

Placing Tables:

Overall	Gold	Silver	Bronze	4th	5th	6th	7th	8th
2009	-	-	-	-	-	-	2	-
2011	1	-	-	-	-	-	-	-
2013	-	1	-	-	-	-	-	1=
2015	-	-	-	-	1	-	-	-
2017	-	-	-	1	1	1	1	-
Totals	1	1	-	1	2	1	3	1=

Men	Gold	Silver	Bronze	4th	5th	6th	7th	8th
2009	-	-	-	-	-	-	1	-
2013	-	-	-	-	-	-	-	1=
2015	-	-	-	-	1	-	-	-
2017	-	-	-	1	1	1	-	-
Totals	-	-	-	1	2	1	1	1=

Women	Gold	Silver	Bronze	4th	5th	6th	7th	8th
2009	-	-	-	-	-	-	1	-
2011	1	-	-	-	-	-	-	-
2013	-	1	-	-	-	-	-	-
2017	-	-	-	-	-	-	1	-
Totals	1	1	-	-	-	-	2	-

Medallists or Highest Placings:

Men Baboloki Thebe 400m: 2017-4
 Women **Amantle Montsho** 400m: 2011-1, 2013-2

BRA / Brazil

Years Entered: All from 1983

Placing Tables:

Overall	Gold	Silver	Bronze	4th	5th	6th	7th	8th
1983	-	-	1	-	1	1	-	2
1987	-	-	1	1	-	-	-	-
1991	-	1	-	1	-	-	1	-
1993	-	-	-	-	-	1	1	-
1995	-	-	1	1	1	1	-	1
1997	-	-	1	-	2	1	-	-
1999	-	2	1	1	-	-	-	1
2001	-	-	-	1	-	-	1	-
2003	-	1	-	-	2	-	-	1
2005	-	-	-	-	1	1	-	1
2007	-	1	-	1	-	1+1=	2	-
2009	-	-	-	1	1	1	1	1
2011	1	-	-	-	-	2	-	1
2013	-	-	-	-	1+1=	3	1	1
2015	-	1	-	-	-	2	-	-
2017	-	-	1	1	1	-	3	-
2019	-	-	-	3	1	1	1	1
Totals	1	6	6	11	11+1=	15+1=	11	10

Men	Gold	Silver	Bronze	4th	5th	6th	7th	8th
1983	-	-	1	-	1	1	-	2
1987	-	-	1	1	-	-	-	-
1991	-	1	-	1	-	-	1	-
1993	-	-	-	-	-	1	1	-

1995	-	-	1	1	1	1	-	1
1997	-	-	1	-	2	1	-	-
1999	-	2	1	1	-	-	-	-
2001	-	-	-	1	-	-	-	-
2003	-	1	-	-	2	-	-	1
2005	-	-	-	-	-	1	-	1
2007	-	1	-	1	-	-	-	-
2009	-	-	-	-	-	-	1	1
2011	-	-	-	-	-	1	-	1
2013	-	-	-	-	1	3	1	1
2015	-	-	-	-	-	1	-	-
2017	-	-	1	-	-	-	1	-
2019	-	-	-	2	1	-	1	-
Totals	-	5	6	8	8	10	6	8

Women	Gold	Silver	Bronze	4th	5th	6th	7th	8th
1999	-	-	-	-	-	-	-	1
2001	-	-	-	-	-	-	1	-
2005	-	-	-	-	1	-	-	-
2007	-	-	-	-	-	1+1=	2	-
2009	-	-	-	1	1	1	-	-
2011	1	-	-	-	-	1	-	-
2013	-	-	-	-	1=	-	-	-
2015	-	1	-	-	-	1	-	-
2017	-	-	-	1	1	-	2	-
2019	-	-	-	1	-	1	-	-
Totals	1	1	-	3	3+1=	5+1=	5	1

Uni	Gold	Silver	Bronze	4th	5th	6th	7th	8th
2019	-	-	-	-	-	-	-	1
Totals	-	-	-	-	-	-	-	1

Medallists:

Men José Luiz Barbosa 800m: 1987-3, 1991-2
 Caio Bonfim 20kmW: 2017-3
 Joaquim Cruz 800m: 1983-3
 Jadel Gregório TJ: 2007-2
 Sanderlei Parrela 400m: 1999-2
 Édson Ribeiro 4x100mR: 1999-3, 2003-2
 André da Silva 4x100mR: 1999-3, 2003-2
 Claudinei da Silva 200m: 1997-3, 1999-2;
 4x100mR: 1999-3
 Cláudio de Souza 4x100mR: 2003-2
 Raphael de Oliveira 4x100mR: 1999-3
 Vicente de Lima 4x100mR: 2003-2
 Luíz dos Santos Mar: 1995-3
 Women **Fabiana Murer** PV: 2011-1, 2015-2

BRN / Bahrain

Years Entered: 1983 / 1991 / 1993 / 1995 / 1997, then all from 2001

Placing Tables:

Overall	Gold	Silver	Bronze	4th	5th	6th	7th	8th
2005	2	-	-	-	1	-	1	-
2007	1	1	-	-	-	1	-	-
2009	2	-	1	-	-	-	-	-
2011	-	-	-	-	-	1	1	1
2013	-	-	-	-	-	1	-	-
2015	-	-	1	-	1	-	-	-
2017	1	1	-	-	1	1	-	1
2019	1	1	1	1	-	-	1	-
Totals	7	3	3	1	3	4	3	2

Men	Gold	Silver	Bronze	4th	5th	6th	7th	8th
2005	2	-	-	-	-	-	1	-
2007	-	1	-	-	-	1	-	-
2009	1	-	1	-	-	-	-	-

2011	-	-	-	-	-	-	-	1
2015	-	-	-	-	1	-	-	-
2019	-	-	-	-	-	-	1	-
Totals	3	1	1	-	1	1	2	1
Women								
2005	-	-	-	-	1	-	-	-
2007	1	-	-	-	-	-	-	-
2009	1	-	-	-	-	-	-	-
2011	-	-	-	-	-	1	1	-
2013	-	-	-	-	-	1	-	-
2015	-	-	1	-	-	-	-	-
2017	1	1	-	-	1	1	-	1
2019	1	1	-	1	-	-	-	-
Totals	4	2	1	1	2	3	1	1
Uni								
2019	-	-	1	-	-	-	-	-
Totals	-	-	1	-	-	-	-	-

Medallists:

Men	Abbas Abubaker	u4x400mR: 2019-3
	Moussa Ali Issa	u4x400mR: 2019-3
	Yusef Saad Kamel	800m: 2009-3; 1500m: 2009-1
	Rashid Ramzi	800m: 2005-1; 1500m: 2005-1, 2007-2
Women	Rose Chelimo	Mar: 2017-1, 2019-2
	Salwa Eid Nasser	400m: 2017-2, 2019-1; u4x400mR: 2019-3
	Maryam Jamal	1500m: 2007-1, 2009-1
	Eunice Kirwa	Mar: 2015-3
	Aminat Yusuf Jamal	u4x400mR: 2019-3

BRU / Brunei

Years Entered: 1991 / 1993 / 1995 / 1997 / 1999, then all from 2003

Highest Placings:

Men	Lim Chee Wee	SP: 1991-20Q
Women	Tea Ai Seng	SP: 1995-23Q

BUL / Bulgaria

Years Entered: All from 1983

Placing Tables:

Overall	Gold	Silver	Bronze	4th	5th	6th	7th	8th
1983	-	-	3	2	1	1	2	1
1987	3	-	1	2	2+1=	1	3	4
1991	1	-	-	-	-	1	1	-
1993	-	-	1	1	1	1	-	1
1995	1	1	1	-	-	-	1	2
1997	-	1	-	-	-	1	-	-
1999	-	1	-	-	2	-	-	-
2001	-	-	1	2	-	-	-	1
2003	-	-	-	1	-	-	1	-
2007	-	-	1	-	-	-	-	-
2011	-	-	-	-	-	1	1	-
2013	-	-	-	-	-	-	-	1
2015	-	-	-	1	-	-	1	-
2017	-	-	-	-	-	-	1=	-
2019	-	-	-	-	-	-	1	-
Totals	5	3	8	9	6+1=	6	11+1=	10

Men	Gold	Silver	Bronze	4th	5th	6th	7th	8th
1983	-	-	1	-	-	-	1	1
1987	1	-	-	-	1=	1	2	2
1991	-	-	-	-	-	-	1	-
1993	-	-	-	-	1	1	-	1
1995	-	-	-	-	-	-	-	2
1999	-	1	-	-	-	-	-	-
2001	-	-	-	-	-	-	-	1
2013	-	-	-	-	-	-	-	1
Totals	1	1	1	-	1+1=	2	4	8

Women	Gold	Silver	Bronze	4th	5th	6th	7th	8th
1983	-	-	2	2	1	1	1	-
1987	2	-	1	2	2	-	1	2
1991	1	-	-	-	-	1	-	-
1993	-	-	1	1	-	-	-	-
1995	1	1	1	-	-	-	1	-
1997	-	1	-	-	-	1	-	-
1999	-	-	-	-	2	-	-	-
2001	-	-	1	2	-	-	-	-
2003	-	-	-	1	-	-	1	-
2007	-	-	1	-	-	-	-	-
2011	-	-	-	-	-	1	1	-
2015	-	-	-	1	-	-	1	-
2017	-	-	-	-	-	-	1=	-
2019	-	-	-	-	-	-	1	-
Totals	4	2	7	9	5	4	7+1=	2

Medallists:

Men	Rostislav Dimitrov	TJ: 1999-2
	Khristo Markov	TJ: 1987-1
	Atanas Tarev	PV: 1983-3
Women	Svetla Dimitrova	100mH: 1997-2
	Tsvetanka Khristova	DT: 1987-3, 1991-1
	Stefka Kostadinova	HJ: 1987-1, 1995-1
	Tereza Marinova	TJ: 2001-3
	Svetla Mitkova	SP: 1995-3
	Maria Petkova	DT: 1983-3
	Iva Prandzheva	TJ: 1993-3, 1995-2
	Daniela Yordanova	1500m: 2007-3
	Ginka Zagorcheva	100mH: 1983-3, 1987-1

BUR / Burkina Faso

Years Entered: All from 1983

Placing Table:

Men	Gold	Silver	Bronze	4th	5th	6th	7th	8th
2019	-	-	1	-	-	-	-	-
Totals	-	-	1	-	-	-	-	-

Medallists or Highest Placings:

Men	Hugues Fabrice Zango	TJ: 2019-3
Women	Mariama Ouiminga	200m: 1991-6q1

CAF / Central African Republic

Years Entered: All from 1983-2017

Highest Placings:

Men	Mickaël Conjungo	DT: 1999-22Q
Women	Denise Ouabangui	400m: 1993-5h3

CAM / Cambodia

Years Entered: 1983 / 1997 / 1999, then all from 2005

Highest Placings:

Men Nget Phearath 100m: 2017-4h1
 Women Kim Moh LJ: 1983-24Q

CAN / Canada

Years Entered: All from 1976

Placing Tables:

Overall	Gold	Silver	Bronze	4th	5th	6th	7th	8th
1980	-	-	-	-	-	1	-	-
1983	-	-	-	2	4	2	2	3
1987	-	-	-	1	1	2	1	2
1991	-	1	1	1	-	1	-	2
1993	-	-	1	-	2	1	2	-
1995	2	1	1	1	1	-	-	-
1997	1	1	-	-	1	1	2	1
1999	-	2	-	-	-	1+1=	-	-
2001	-	-	-	-	1	1=	-	3
2003	1	-	1	-	-	1	-	1
2005	-	-	1	1	-	1=	-	2
2007	-	2	-	-	-	1	-	2
2009	-	1	-	-	1	-	-	1
2011	-	1	-	-	-	1	1	1
2013	-	1	4	-	-	3	1	-
2015	2	3	2+1=	1	-	1	1	1
2017	-	-	-	-	2	5	2	3
2019	-	1	4	-	2	3	2	3
Totals	6	14	15+1=	7	15	24+3=	14	25

Men	Gold	Silver	Bronze	4th	5th	6th	7th	8th
1983	-	-	-	1	-	1	-	2
1987	-	-	-	-	1	-	1	1
1991	-	1	1	1	-	-	-	2
1993	-	-	1	-	1	1	1	-
1995	2	1	1	-	1	-	-	-
1997	1	1	-	-	-	-	2	1
1999	-	2	-	-	-	1=	-	-
2001	-	-	-	-	-	1=	-	2
2003	-	-	1	-	-	-	-	-
2005	-	-	1	1	-	-	-	2
2007	-	1	-	-	-	1	-	1
2009	-	-	-	-	1	-	-	-
2011	-	1	-	-	-	-	-	-
2013	-	-	4	-	-	1	1	-
2015	2	1	2+1=	-	-	-	-	1
2017	-	-	-	-	1	3	-	3
2019	-	1	4	-	1	2	2	1
Totals	5	9	15+1=	3	6	9+2=	7	16

Women	Gold	Silver	Bronze	4th	5th	6th	7th	8th
1980	-	-	-	-	-	1	-	-
1983	-	-	-	1	4	1	2	1
1987	-	-	-	1	-	2	-	1
1991	-	-	-	-	-	1	-	-
1993	-	-	-	-	1	-	1	-
1995	-	-	-	1	-	-	-	-
1997	-	-	-	-	1	1	-	-
1999	-	-	-	-	-	1	-	-
2001	-	-	-	-	1	-	-	1
2003	1	-	-	-	-	1	-	1
2005	-	-	-	-	-	1=	-	-
2007	-	1	-	-	-	-	-	1
2009	-	1	-	-	-	-	-	1
2011	-	-	-	-	-	1	1	1
2013	-	1	-	-	-	2	-	-
2015	-	2	-	1	-	1	1	-
2017	-	-	-	-	1	2	2	-
2019	-	-	-	-	1	1	-	2
Totals	1	5	-	4	9	15+1=	7	9

Medallists:

Men Mohammad Ahmed 5000m: 2019-3
 Dylan Armstrong SP: 2011-2, 2013-3
Donovan Bailey 100m: 1995-1, 1997-2;
 4x100mR: 1995-1, 1997-1
Shawn Barber PV: 2015-1
 Mark Boswell HJ: 1999-2, 2003-3
 Aaron Brown 4x100mR: 2013-3, 2015-3
Carlton Chambers 4x100mR: 1997-1 (ran ht)
 Tyler Christopher 400m: 2005-3
 Andre De Grasse 100m: 2015-3=, 2019-3;
 200m: 2019-2; 4x100mR:
 2015-3
Derek Drouin HJ: 2013-3, 2015-1
 Evan Dunfee 50kmW: 2019-3
Robert Esmie 4x100mR: 1993-3, 1995-1,
 1997-1
Glenroy Gilbert 4x100mR: 1993-3, 1995-1,
 1997-1
 Atlee Mahorn 200m: 1991-3; 4x100mR:
 1993-3
 Gary Reed 800m: 2007-2
 Dontea Richard-Kwok 4x100mR: 2013-3
 Brendon Rodney 4x100mR: 2015-3
 Gavin Smellie 4x100mR: 2013-3
 Mike Smith Dec: 1991-2, 1995-3
Bruny Surin 100m: 1995-2, 1999-2;
 4x100mR: 1993-3, 1995-1,
 1997-1
 Benjamin Thorne 20kmW: 2015-3
 Damian Warner Dec: 2013-3, 2015-2, 2019-3
 Justyn Warner 4x100mR: 2013-3, 2015-3
 Women Melissa Bishop 800m: 2015-2
Perdita Felicien 100mH: 2003-1, 2007-2
 Priscilla Lopes-Schliep 100mH: 2009-2
 Brianne Theisen-Eaton Hep: 2013-2, 2015-2

CAY / Cayman Islands

Years Entered: All from 1987

Placing Tables:

Overall	Gold	Silver	Bronze	4th	5th	6th	7th	8th
1999	-	-	-	-	-	-	-	1
2001	-	-	1	-	1	-	-	-
2005	-	-	-	-	-	-	-	1
2007	-	-	-	-	-	-	-	1
Totals	-	-	1	-	1	-	-	3

Men	Gold	Silver	Bronze	4th	5th	6th	7th	8th
1999	-	-	-	-	-	-	-	1
2001	-	-	-	-	1	-	-	-
Totals	-	-	-	-	1	-	-	1

Women	Gold	Silver	Bronze	4th	5th	6th	7th	8th
2001	-	-	1	-	-	-	-	-
2005	-	-	-	-	-	-	-	1
2007	-	-	-	-	-	-	-	1
Totals	-	-	1	-	-	-	-	2

Medallists or Highest Placings:

Men Kareem Streete-Thompson LJ: 2001-5
 Women Cydonie Mothersill 200m: 2001-3

CGO / Congo

Years Entered: 1987 / 1991 / 1993 / 1995 / 1997 / 1999 / 2001
 / 2003 / 2005 / 2011 / 2013 / 2015 / 2017 / 2019

Highest Placings:

Men	Frank Elemba Owaka	SP: 2015-21Q
Women	Judith Missengui	100m: 1987-6h7
	Solène Eboulabeka	100mH: 2005-6h4
	Lasnet Nkouka	200m: 1993-6h7; 400m: 1993-6h3
	Léontine Tsiba	800m: 1997-6h1

CHA / Chad

Years Entered: 1987 / 1991 / 1993 / 1995 / 1997 / 1999 / 2001 / 2003 / 2005 / 2007 / 2011 / 2015 / 2017 / 2019

Placing Table:

Women	Gold	Silver	Bronze	4th	5th	6th	7th	8th
2001	-	-	-	-	1	-	-	-
Totals	-	-	-	-	1	-	-	-

Highest Placings:

Men	Paul Ngadjadoum	HJ: 1987-28Q
Women	Kaltouma Nadjina	400m: 2001-5

CHI / Chile

Years Entered: All from 1983

Placing Table:

Men	Gold	Silver	Bronze	4th	5th	6th	7th	8th
1993	-	-	-	-	-	1	-	-
Totals	-	-	-	-	-	1	-	-

Highest Placings:

Men	Gert Weil	SP: 1993-6
Women	Natalia Ducó	SP: 2015-9

CHN / PR of China

Years Entered: All from 1983

Placing Tables:

Overall	Gold	Silver	Bronze	4th	5th	6th	7th	8th
1983	-	-	1	-	-	-	-	-
1987	-	-	1	-	-	-	3	2
1991	2	1	1	-	1	1	-	4
1993	4	2	2	2	1	1	-	-
1995	-	1	-	-	2	2	1	1
1997	-	-	-	3	2	2	2	1
1999	1	1	-	1	1	1	1	1
2001	-	-	-	1	1	-	-	-
2003	-	-	2	1	-	1	3	-
2005	-	1	-	2	6	1	1	-
2007	1	1	2	2	3	2	1	1
2009	2	1	1	1	3	2	-	2
2011	2	2	4	-	1	2+1=	2	2
2013	2	2	2	-	1	1	1	1+1=
2015	1	6+1=	1	1	5	1	1	1
2017	2	3	2	3	1	1	3	4
2019	3	3	3	2	4	2	1	2
Totals	20	24+1=	22	19	32	20+1=	20	22+1=

Men	Gold	Silver	Bronze	4th	5th	6th	7th	8th
1983	-	-	1	-	-	-	-	-
1987	-	-	-	-	-	-	1	-
1991	-	-	-	-	-	-	-	2
1995	-	-	-	-	1	-	1	-

1997	-	-	-	1	1	-	-	-
1999	-	-	-	1	-	1	-	1
2003	-	-	1	-	-	1	1	-
2005	-	1	-	-	1	-	-	-
2007	1	-	-	-	1	-	1	-
2009	1	-	-	-	-	1	-	1
2011	-	2	1	-	-	-	2	1
2013	1	-	-	-	-	-	1	-
2015	-	2+1=	1	1	2	1	1	-
2017	-	-	-	2	-	1	2	1
2019	-	-	-	1	2	2	1	1
Totals	3	5+1=	4	6	8	7	11	7

Women	Gold	Silver	Bronze	4th	5th	6th	7th	8th
1987	-	-	1	-	-	-	2	2
1991	2	1	1	-	1	1	-	2
1993	4	2	2	2	1	1	-	-
1995	-	1	-	-	1	2	-	1
1997	-	-	-	2	1	2	2	1
1999	1	1	-	-	1	-	1	-
2001	-	-	-	1	1	-	-	-
2003	-	-	1	1	-	-	2	-
2005	-	-	-	2	5	1	1	-
2007	-	1	2	2	2	2	-	1
2009	1	1	1	1	3	1	-	1
2011	2	-	3	-	1	2+1=	-	1
2013	1	2	2	-	1	1	-	1+1=
2015	1	4	-	-	3	-	-	1
2017	2	3	2	1	1	-	1	3
2019	3	3	3	1	2	-	-	1
Totals	17	19	18	13	24	13+1=	9	15+1=

Medallists:

Men	Chen Ding	20kmW: 2013-1	
	Liu Xiang	110mH: 2003-3, 2005-2, 2007-1, 2011-2	
	Mo Youxue	4x100mR: 2015-2	
	Si Tianfeng	50kmW: 2011-3	
	Su Bingtian	4x100mR: 2015-2	
	Wang Zhen	20kmW: 2011-2, 2015-2	
	Wang Hao	20kmW: 2009-1	
	Wang Jianan	LJ: 2015-3	
	Xie Zhenye	4x100mR: 2015-2	
	Zhang Guowei	HJ: 2015-2=	
	Zhang Peimeng	4x100mR: 2015-2	
	Zhu Jianhua	HJ: 1983-3	
	Women	Bai Xue	Mar: 2009-1
		Gong Lijiao	SP: 2009-3, 2011-3, 2013-3, 2015-2, 2017-1, 2019-1
		Huang Zhihong	SP: 1991-1, 1993-1, 1995-2
Li Ling		SP: 2007-3	
Li Lingwei		JT: 2017-2	
Li Maocuo		50kmW: 2019-2	
Li Yanfeng		DT: 2011-1	
Liang Rui		50kmW: 2019-1	
Liu Dong		1500m: 1993-1	
Liu Hong		20kmW: 2009-2, 2011-1, 2013-1, 2015-1, 2019-1	
Liu Hongyu		20kmW: 1999-1	
Liu Shiyang		JT: 2019-2	
Lu Huihui		JT: 2015-2, 2017-3, 2019-3	
Lu Xiuzhi		20kmW: 2015-2	
Min Chunfeng		DT: 1993-3	
Qieyang Shenjie	20kmW: 2011-3, 2019-2		
Qu Yunxia	3000m: 1993-1		
Sun Huanhuan	20kmW: 2013-2		
Sun Yingjie	10,000m: 2003-3		
Wang Yan	20kmW: 1999-2		
Wang Junxia	10,000m: 1993-1		

Wang Xiuting	10,000m: 1991-3
Wang Zheng	HT: 2013-3, 2017-2, 2019-3
Xu Demei	JT: 1991-1
Yan Hong	10kmW: 1987-3
Yang Jiayu	20kmW: 2017-1
Yang Liuqing	20kmW: 2019-3
Yang Shuqing	50kmW: 2017-3
Yin Hang	50kmW: 2017-2
Zhang Linli	3000m: 1993-2
Zhang Lirong	3000m: 1993-3
Zhang Wenxiu	HT: 2007-3, 2011-3, 2013-2, 2015-2
Zhong Huandi	10,000m: 1991-2, 1993-2
Zhou Chunxiu	Mar: 2007-2

CIV / Cote d'Ivoire (Ivory Coast)

Years Entered: All from 1980

Placing Tables:

Overall	Gold	Silver	Bronze	4th	5th	6th	7th	8th
1987	-	-	-	-	-	-	1	-
1993	-	-	-	-	-	-	1	-
2001	-	-	-	-	1	-	-	-
2013	-	2	-	-	-	-	-	-
2017	-	2	-	1	-	-	-	-
2019	-	-	1	-	1	-	-	-
Totals	-	4	1	1	2	-	2	-

Men	Gold	Silver	Bronze	4th	5th	6th	7th	8th
1987	-	-	-	-	-	-	1	-
1993	-	-	-	-	-	-	1	-
2001	-	-	-	-	1	-	-	-
Totals	-	-	-	-	1	-	2	-

Women	Gold	Silver	Bronze	4th	5th	6th	7th	8th
2013	-	2	-	-	-	-	-	-
2017	-	2	-	1	-	-	-	-
2019	-	-	1	-	1	-	-	-
Totals	-	4	1	1	1	-	-	-

Medallists or Highest Placings:

Men	Ahmed Douhou	4x100mR: 2001-5
	Jean-Marie Irie	4x100mR: 2001-5
	Ibrahim Meité	4x100mR: 2001-5 (ran ht)
	Eric N'Dri	4x100mR: 2001-5
	Yves Sonan	4x100mR: 2001-5
Women	Murielle Ahouré	100m: 2013-2; 200m: 2013-2
	Marie-Josée Ta Lou	100m: 2017-2, 2019-3; 200m: 2017-2

CMR / Cameroon

Years Entered: All from 1987

Placing Table:

Women	Gold	Silver	Bronze	4th	5th	6th	7th	8th
2001	-	1	-	-	-	1	1	-
2003	-	1	-	-	-	-	1	-
Totals	-	2	-	-	-	1	2	-

Medallists or Highest Placings:

Men	Joseph Batangdon	200m: 2001-8s1
Women	Françoise Mbango	TJ: 2001-2, 2003-2

COD / DPR of Congo

Years Entered: 1983 / 1987 / 1991 / 1993 / 1995 / 1997 / 1999, then all from 2003

Highest Placings:

Men	Gary Kikaya	400m: 2003-3s3
Women	Maguy Safi Makanda	100m: 2011-4h4

COK / Cook Islands

Years Entered: 1983 / 1987 / 1991 / 1993 / 1995 / 1997, then all from 2001

Highest Placings:

Men	Harmon Harmon	LJ: 2003-33Q
Women	Tereapii Tapoki	DT: 2005-20Q

COL / Colombia

Years Entered: All from 1983

Placing Tables:

Overall	Gold	Silver	Bronze	4th	5th	6th	7th	8th
1987	-	-	-	-	-	-	-	1
1991	-	-	-	-	-	1	-	-
1993	-	-	-	-	1	-	-	-
1995	-	-	-	-	-	-	1	-
2005	-	-	-	-	-	1	-	-
2009	-	-	-	1	-	-	1	-
2011	1	-	1	-	-	-	-	-
2013	1	-	-	-	-	-	-	-
2015	1	-	-	-	-	-	1	-
2017	1	1	-	-	1	-	-	-
2019	-	1	1	1	1	-	-	-
Totals	4	2	2	2	3	2	3	1

Men	Gold	Silver	Bronze	4th	5th	6th	7th	8th
1987	-	-	-	-	-	-	-	1
2009	-	-	-	1	-	-	-	-
2011	1	-	-	-	-	-	-	-
2015	-	-	-	-	-	-	1	-
2017	1	-	-	-	-	-	-	-
2019	-	1	-	1	-	-	-	-
Totals	2	1	-	2	-	-	1	1

Women	Gold	Silver	Bronze	4th	5th	6th	7th	8th
1991	-	-	-	-	-	1	-	-
1993	-	-	-	-	1	-	-	-
1995	-	-	-	-	-	-	1	-
2005	-	-	-	-	-	1	-	-
2009	-	-	-	-	-	-	1	-
2011	-	-	1	-	-	-	-	-
2013	1	-	-	-	-	-	-	-
2015	1	-	-	-	-	-	-	-
2017	-	1	-	-	1	-	-	-
2019	-	-	1	-	1	-	-	-
Totals	2	1	2	-	3	2	2	-

Medallists:

Men	Eider Arévalo	20kmW: 2017-1
	Luis López	20kmW: 2011-1
	Anthony Zambrano	400m: 2019-2
Women	Caterine Iburgüen	TJ: 2011-3, 2013-1, 2015-1, 2017-2, 2019-3

COM / Comoros

Years Entered: 1983 / 1991 / 1993 / 1997 / 1999 / 2003 / 2005 / 2009 / 2011 / 2013 / 2015 / 2017 / 2019

Highest Placings:

Men Abdillahi Soilihi Mar: 1991-36
 Women Feta Ahamada 100m: 2011-7q6

CPV / Cape Verde Islands

Years Entered: 1993, then all from 1997

Highest Placings:

Men Henry Andrade 110mH: 1993-6h3
 Jordin Andrade 400mH: 2017-6h3
 Denielsan Martins 100m: 2013-6h4
 Women Isménia do Frederico 100m: 1993-7h4

CRC / Costa Rica

Years Entered: All from 1983

Placing Table:

Women	Gold	Silver	Bronze	4th	5th	6th	7th	8th
2019	-	-	-	-	1	-	-	-
Totals	-	-	-	-	1	-	-	-

Highest Placings:

Men Nery Brenes 400m: 2007-4s1
 Women Andrea Vargas 100mH: 2019-5

CRO / Croatia

Years Entered: All from 1993

Placing Tables:

Overall	Gold	Silver	Bronze	4th	5th	6th	7th	8th
2001	-	-	-	-	-	1	-	1
2003	-	-	-	-	-	-	1	-
2007	1	-	-	-	-	-	-	-
2009	1	-	-	-	-	-	1	-
2011	-	1	-	-	-	-	-	-
2013	1	-	-	-	-	-	-	-
2015	-	2	-	-	-	-	-	-
2017	1	-	1	1	-	-	-	-
2019	-	-	1	-	-	-	2	-
Totals	4	3	2	1	-	1	4	1

Men	Gold	Silver	Bronze	4th	5th	6th	7th	8th
2009	-	-	-	-	-	-	1	-
2017	-	-	1	-	-	-	-	-
Totals	-	-	1	-	-	-	1	-

Women	Gold	Silver	Bronze	4th	5th	6th	7th	8th
2001	-	-	-	-	-	1	-	1
2003	-	-	-	-	-	-	1	-
2007	1	-	-	-	-	-	-	-
2009	1	-	-	-	-	-	-	-
2011	-	1	-	-	-	-	-	-
2013	1	-	-	-	-	-	-	-
2015	-	2	-	-	-	-	-	-
2017	1	-	-	1	-	-	-	-
2019	-	-	1	-	-	-	2	-
Totals	4	3	1	1	-	1	3	1

Medallists:

Men Stipe Žunić SP: 2017-3
 Women Sandra Perković DT: 2013-1, 2015-2, 2017-1, 2019-3
 Blanka Vlašić HJ: 2007-1, 2009-1, 2011-2, 2015-2

CUB / Cuba

Years Entered: All from 1983

Placing Tables:

Overall	Gold	Silver	Bronze	4th	5th	6th	7th	8th
1983	-	1	-	-	-	-	1	2
1987	-	-	2	3	-	2	-	1
1991	-	2	-	1	1=	1	3	2
1993	2	1	-	5	-	3	-	2
1995	2	2	-	2	1	2	4	2
1997	4	1	1	2	-	1	2	-
1999	2	2	-	3	-	3	2	-
2001	3	1	2	2	-	-	1	1
2003	1	1	-	1	2	1	1	-
2005	3	2+1=	1	1	-	-	1	2
2007	1	2	-	2	1=	1	2	1
2009	1	4	1	-	1	1	3	2
2011	-	1	3	3	1	1	-	1
2013	-	1	2	2	1	-	-	1
2015	2	1	-	1	-	-	1	-
2017	-	-	1=	3	2	1	1	1
2019	1	1	1	-	2	-	-	1
Totals	22	23+1=	13+1=	31	10+2=	17	22	19

Men	Gold	Silver	Bronze	4th	5th	6th	7th	8th
1983	-	1	-	-	-	-	1	-
1987	-	-	2	1	-	1	-	-
1991	-	1	-	1	1=	-	1	2
1993	1	-	-	2	-	1	-	-
1995	1	1	-	1	1	1	2	2
1997	3	1	1	2	-	-	1	-
1999	1	1	-	2	-	1	1	-
2001	1	1	-	2	-	-	-	-
2003	-	1	-	1	-	-	1	-
2005	-	1+1=	-	-	-	-	-	1
2007	-	-	-	2	1=	-	1	1
2009	-	2	1	-	1	-	1	1
2011	-	1	2	1	-	-	-	1
2013	-	1	-	1	-	-	-	-
2015	-	1	-	-	-	-	1	-
2017	-	-	-	1	1	1	1	-
2019	-	-	1	-	2	-	-	1
Totals	7	13+1=	7	17	5+2=	5	11	9

Women	Gold	Silver	Bronze	4th	5th	6th	7th	8th
1983	-	-	-	-	-	-	-	2
1987	-	-	-	2	-	1	-	1
1991	-	1	-	-	-	1	2	-
1993	1	1	-	3	-	2	-	2
1995	1	1	-	1	-	1	2	-
1997	1	-	-	-	-	1	1	-
1999	1	1	-	1	-	2	1	-
2001	2	-	2	-	-	-	1	1
2003	1	-	-	-	2	1	-	-
2005	3	1	1	1	-	-	1	1
2007	1	2	-	-	-	1	1	-
2009	1	2	-	-	-	1	2	1
2011	-	-	1	2	1	1	-	-
2013	-	-	2	1	1	-	-	1

2015	2	-	-	1	-	-	-	-
2017	-	-	1=	2	1	-	-	1
2019	1	1	-	-	-	-	-	-
Totals	15	10	6+1=	14	5	12	11	10

Medallists:

Men	Yoandri Betanzos	TJ: 2003-2, 2005-2
	Lázaro Borges	PV: 2011-2
	Alexis Copello	TJ: 2009-3
	Luis Delís	DT: 1983-2, 1987-3
	Juan Miguel Echevarría	LJ: 2019-3
	Anier García	110mH: 1999-2, 2001-2
	Roberto Hernández	4x400mR: 1987-3
	Guillermo Martínez	JT: 2009-2, 2011-3
	Lázaro Martínez	4x400mR: 1987-3
	Víctor Moya	HJ: 2005-2=
	Agustín Pavó	4x400mR: 1987-3
	Iván Pedroso	LJ: 1995-1, 1997-1, 1999-1, 2001-1
	Leandro Peñalver	4x400mR: 1987-3
	Pedro Pichardo	TJ: 2013-2, 2015-2
	Yoelbi Quesada	TJ: 1997-1
	Javier Sotomayor	HJ: 1991-2, 1993-1, 1995-2, 1997-1
	Leonel Suárez	Dec: 2009-2, 2011-3
	Norberto Téllez	800m: 1997-2
	Aliecer Urrutia	TJ: 1997-3
Women	Yamilé Aldama	TJ: 1999-2
	Yarelis Barrios	DT: 2007-2, 2009-2, 2011-3, 2013-3
	Sonia Bisset	JT: 2001-3
	Denia Caballero	DT: 2015-1, 2019-2
	Zulia Calatayú	800m: 2005-1
	Silvia Costa	HJ: 1993-2
	Mabel Gay	TJ: 2009-2
	Osleidys Menéndez	JT: 2001-1, 2005-1
	Niurka Montalvo	LJ: 1995-2
	Yipsi Moreno	HT: 2001-1, 2003-1, 2005-1, 2007-2
	Daimí Pernía	400mH: 1999-1, 2001-3
	Yaime Pérez	DT: 2019-1
	Ioamnet Quintero	HJ: 1993-1
	Ana Quirot	800m: 1991-2, 1995-1, 1997-1
	Yargelis Savigne	LJ: 2005-3; TJ: 2005-2, 2007-1, 2009-1
	Yarisley Silva	PV: 2013-3, 2015-1, 2017-3=

CYP / Cyprus

Years Entered: 1983 / 1987 / 1991 / 1993 / 1995 / 1997 / 1999 / 2003 / 2005 / 2007 / 2009 / 2013 / 2015 / 2017 / 2019

Placing Tables:

Overall	Gold	Silver	Bronze	4th	5th	6th	7th	8th
2007	-	-	1	-	-	-	-	-
2009	-	1	-	-	-	-	-	1
2015	-	-	-	-	-	1	-	-
2019	-	-	-	-	1	-	-	1
Totals	-	1	1	-	1	1	-	2
Men	Gold	Silver	Bronze	4th	5th	6th	7th	8th
2007	-	-	1	-	-	-	-	-
2009	-	1	-	-	-	-	-	-
2015	-	-	-	-	-	1	-	-
2019	-	-	-	-	1	-	-	1
Totals	-	1	1	-	1	1	-	1

Women	Gold	Silver	Bronze	4th	5th	6th	7th	8th
2009	-	-	-	-	-	-	-	1
Totals	-	-	-	-	-	-	-	1

Medallists or Highest Placings:

Men	Kyriakos Ioannou	HJ: 2007-3, 2009-2
Women	Eleni Artimata	200m: 2009-8

CZE / Czech Republic

Years Entered: All from 1993
See also Czechoslovakia for 1976-1991

Placing Tables:

Overall	Gold	Silver	Bronze	4th	5th	6th	7th	8th
1993	1	-	-	-	-	-	2	-
1995	1	-	-	-	1	-	-	-
1997	2	-	-	-	2	2	-	1
1999	2	-	1	1+1=	-	1+2=	-	1
2001	2	-	-	1	-	2	1	1
2003	-	1	-	2	1	-	1	-
2005	-	1	2	-	1+1=	-	-	1
2007	2	1	-	1	1=	-	-	1
2009	-	1	-	-	1=	1	-	-
2011	1	-	-	2	1	-	3	-
2013	2	-	1	-	3	-	3	1=
2015	1	-	-	-	-	-	1+1=	2
2017	1	1	1	2	1	-	-	2
2019	-	-	-	-	2	-	-	-
Totals	15	5	5	9+1=	12+3=	6+2=	11+1=	9+1=
Men	Gold	Silver	Bronze	4th	5th	6th	7th	8th
1993	1	-	-	-	-	-	-	-
1995	1	-	-	-	1	-	-	-
1997	1	-	-	-	-	-	-	1
1999	1	-	1	-	-	-	-	1
2001	2	-	-	-	-	1	1	-
2003	-	1	-	2	-	-	1	-
2005	-	1	-	-	1=	-	-	1
2007	1	-	-	-	1=	-	-	1
2009	-	-	-	-	1=	1	-	-
2011	-	-	-	2	-	-	-	-
2013	1	-	1	-	2	-	1	-
2015	-	-	-	-	-	-	1+1=	1
2017	-	1	1	1	1	-	-	1
2019	-	-	-	-	1	-	-	-
Totals	8	3	3	5	5+3=	2	4+1=	6
Women	Gold	Silver	Bronze	4th	5th	6th	7th	8th
1993	-	-	-	-	-	-	2	-
1997	1	-	-	-	2	-	-	-
1999	1	-	-	1+1=	-	1+2=	-	-
2001	-	-	-	1	-	1	-	1
2003	-	-	-	-	1	-	-	-
2005	-	-	2	-	1	-	-	-
2007	1	1	-	1	-	-	-	-
2009	-	1	-	-	-	-	-	-
2011	1	-	-	-	1	-	3	-
2013	1	-	-	-	1	-	2	1=
2015	1	-	-	-	-	-	-	1
2017	1	-	-	1	-	-	-	1
2019	-	-	-	-	1	-	-	-
Totals	7	2	2	4+1=	7	4+2=	7	3+1=

Medallists:

Men	Tomáš Dvořák	Dec: 1997-1, 1999-1, 2001-1
	Petr Frydrych	JT: 2017-3
	Lukáš Melich	HT: 2013-3

Jakub Vadlejch	JT: 2017-2
Vítězslav Veselý	JT: 2013-1
Roman Šebrle	Dec: 2003-2, 2005-2, 2007-1
Jan Železný	JT: 1993-1, 1995-1, 1999-3, 2001-1
Women Kateřina Baďurová	PV: 2007-2
Vera Cechlová	DT: 2005-3
Ludmila Formanová	800m: 1999-1
Pavla Hamáčková	PV: 2005-3
Zuzana Hejnová	400mH: 2013-1, 2015-1
Šárka Kašpárková	TJ: 1997-1
Barbora Špotáková	JT: 2007-1, 2009-2, 2011-1, 2017-1

DEN / Denmark

Years Entered: All from 1980

Placing Tables:

Overall	Gold	Silver	Bronze	4th	5th	6th	7th	8th
1993	-	-	1	-	-	-	-	-
1995	1	-	-	-	-	-	-	-
1997	1	-	-	-	-	-	-	1
1999	1	-	-	-	-	-	-	-
2003	-	-	-	1	-	-	-	-
2005	-	-	-	1	1	-	-	-
2015	-	-	-	1	-	-	-	-
2019	-	-	-	-	-	-	1	-
Totals	3	-	1	3	1	-	1	1

Men	Gold	Silver	Bronze	4th	5th	6th	7th	8th
1995	1	-	-	-	-	-	-	-
1997	1	-	-	-	-	-	-	1
1999	1	-	-	-	-	-	-	-
2003	-	-	-	1	-	-	-	-
2005	-	-	-	-	1	-	-	-
Totals	3	-	-	1	1	-	-	1

Women	Gold	Silver	Bronze	4th	5th	6th	7th	8th
1993	-	-	1	-	-	-	-	-
2005	-	-	-	1	-	-	-	-
2015	-	-	-	1	-	-	-	-
2019	-	-	-	-	-	-	1	-
Totals	-	-	1	2	-	-	1	-

Medallists:

Men	Wilson Kipketer	800m: 1995-1, 1997-1, 1999-1
Women	Renata Nielsen	LJ: 1993-3

DJI / Djibouti

Years Entered: 1983 / 1987 / 1991 / 1993 / 1995 / 1997 / 1999, then all from 2003

Placing Table:

Men	Gold	Silver	Bronze	4th	5th	6th	7th	8th
1987	-	1	-	-	-	-	-	-
1991	-	1	-	-	-	-	-	-
2013	-	-	1	-	-	-	-	-
Totals	-	2	1	-	-	-	-	-

Medallists or Highest Placings:

Men	Ahmed Salah	Mar: 1987-2, 1991-2
	Ayanleh Souleiman	800m: 2013-3
Women	Zourah Ali	800m: 2011-8h2
	Markabo Djama Liban	800m: 2005-8h2

DMA / Dominica

Years Entered: All from 1987

Placing Table:

Men	Gold	Silver	Bronze	4th	5th	6th	7th	8th
1995	-	-	1	-	-	-	-	-
1997	-	-	-	-	-	1	-	-
Totals	-	-	1	-	-	1	-	-

Medallists or Highest Placings:

Men	Jérôme Romain	TJ: 1995-3
Women	Hermin Joseph	100m: 1995-5q1

DOM / Dominican Republic

Years Entered: 1983 / 1991, then all from 1995

Placing Tables:

Overall	Gold	Silver	Bronze	4th	5th	6th	7th	8th
1983	-	-	-	-	1	-	-	-
2001	1	-	-	-	-	-	-	-
2003	1	-	-	-	-	-	-	1
2007	-	1	-	-	-	-	1	-
2009	-	-	-	-	-	1	-	1
2011	-	-	-	1	-	-	-	-
2013	-	-	1	-	1	-	-	-
2015	-	-	-	1	-	-	-	-
2017	-	-	-	-	-	1	-	-
Totals	2	1	1	2	2	2	1	2

Men	Gold	Silver	Bronze	4th	5th	6th	7th	8th
1983	-	-	-	-	1	-	-	-
2001	1	-	-	-	-	-	-	-
2003	1	-	-	-	-	-	-	-
2007	-	1	-	-	-	-	1	-
2009	-	-	-	-	-	1	-	1
2011	-	-	-	1	-	-	-	-
2013	-	-	1	-	1	-	-	-
2015	-	-	-	1	-	-	-	-
2017	-	-	-	-	-	1	-	-
Totals	2	1	1	2	2	2	1	1

Women	Gold	Silver	Bronze	4th	5th	6th	7th	8th
2003	-	-	-	-	-	-	-	1
Totals	-	-	-	-	-	-	-	1

Medallists or Highest Placings:

Men	Luguelín Santos	400m: 2013-3
	Félix Sánchez	400mH: 2001-1, 2003-1, 2007-2
Women	Juana Arrendel	HJ: 2003-8

ECU / Ecuador

Years Entered: All from 1983

Placing Tables:

Overall	Gold	Silver	Bronze	4th	5th	6th	7th	8th
1999	-	1	-	-	-	-	-	-
2001	-	-	-	-	-	-	-	1
2003	1	-	-	-	-	-	-	-
2005	1	-	-	-	-	-	-	-
2007	1	-	-	-	-	-	-	-
2015	-	-	-	-	-	-	-	1
2019	-	-	1	-	-	-	1	-
Totals	3	1	1	-	-	-	1	2

Men	Gold	Silver	Bronze	4th	5th	6th	7th	8th
1999	-	1	-	-	-	-	-	-
2001	-	-	-	-	-	-	-	1
2003	1	-	-	-	-	-	-	-
2005	1	-	-	-	-	-	-	-
2007	1	-	-	-	-	-	-	-
2015	-	-	-	-	-	-	-	1
2019	-	-	1	-	-	-	-	-
Totals	3	1	1	-	-	-	-	2

Women	Gold	Silver	Bronze	4th	5th	6th	7th	8th
2019	-	-	-	-	-	-	1	-
Totals	-	-	-	-	-	-	1	-

Medallists or Highest Placings:

Men	Jefferson Pérez	20kmW: 1999-2, 2003-1, 2005-1, 2007-1
Women	Magaly Bonilla	50kmW: 2019-7

EGY / Egypt

Years Entered: All from 1983

Placing Table:

Men	Gold	Silver	Bronze	4th	5th	6th	7th	8th
2007	-	-	-	-	-	1	-	-
2013	-	-	-	-	-	-	1	-
2015	-	1	-	-	-	-	1	-
Totals	-	1	-	-	-	1	2	-

Medallists or Highest Placings:

Men	Ihab Abdel Rahman	JT: 2015-2
Women	Bassant Hemida	200m: 2019-4s2

ERI / Eritrea

Years Entered: All from 1997

Placing Table:

Men	Gold	Silver	Bronze	4th	5th	6th	7th	8th
2003	-	-	-	-	-	-	-	1
2005	-	-	-	-	-	1	-	-
2007	-	-	-	2	-	-	-	-
2009	-	1	-	-	-	-	-	-
2011	-	-	-	1	-	-	-	-
2013	-	-	-	-	-	-	-	1
2015	1	-	-	-	-	1	-	-
2017	-	-	-	-	-	-	2	-
2019	-	-	-	-	-	1	-	-
Totals	1	1	-	3	-	3	2	2

Medallists or Highest Placings:

Men	Ghirmay Ghebreslassie	Mar: 2015-1
	Zersenay Tadese	10,000m: 2009-2
Women	Simret Sultan	5000m: 2007-7h1

ESA / El Salvador

Years Entered: All from 1983

Highest Placings:

Men	Jaime Comandari	SP: 1993-31Q
	Emerson Hernández	20kmW: 2011-31
Women	Kriscia García	1500m: 1983-7h1
	Karla Hernández	200m: 2003-7h4

ESP / Spain

Years Entered: All from 1976

Placing Tables:

Overall	Gold	Silver	Bronze	4th	5th	6th	7th	8th
1983	-	1	-	1	1	-	1	-
1987	-	1	1	1	-	1	-	1
1991	-	-	1	-	2	-	1	2
1993	2	1	2	1	1	1	1	-
1995	1	1	-	-	2	2	-	2
1997	1	3	1	1	-	1	1	2
1999	2	1	1	2	1	2	-	3
2001	-	2	1	3	4	6	1	-
2003	-	3	2	1	1	3	1	2
2005	-	1	1	2	2	3	-	1
2007	-	1	2	-	-	2	4	1
2009	-	1	-	2	1	-	1	1
2011	-	-	1	1	-	-	1	-
2013	-	1+1=	-	2	1	-	1	-
2015	1	-	-	-	1	-	-	-
2017	-	-	-	1	1	-	2	1
2019	-	-	1=	-	-	2	2	3
Totals	7	17+1=	13+1=	18	18	23	17	19

Men	Gold	Silver	Bronze	4th	5th	6th	7th	8th
1983	-	1	-	1	1	-	1	-
1987	-	1	1	-	-	1	-	1
1991	-	-	-	-	2	-	-	2
1993	2	1	1	1	1	-	1	-
1995	1	1	-	-	2	1	-	1
1997	1	3	1	-	-	1	1	2
1999	1	1	1	2	1	1	-	1
2001	-	1	-	3	3	5	-	-
2003	-	2	2	-	1	3	1	2
2005	-	1	1	1	1	2	-	1
2007	-	1	-	-	-	1	4	-
2009	-	1	-	-	-	-	-	1
2011	-	-	-	1	-	-	-	-
2013	-	1	-	1	-	-	-	-
2015	1	-	-	-	-	-	-	-
2017	-	-	-	1	1	-	1	1
2019	-	-	1=	-	-	1	2	1
Totals	6	15	7+1=	11	13	16	11	13

Women	Gold	Silver	Bronze	4th	5th	6th	7th	8th
1987	-	-	-	1	-	-	-	-
1991	-	-	1	-	-	-	1	-
1993	-	-	1	-	-	1	-	-
1995	-	-	-	-	-	1	-	1
1997	-	-	-	1	-	-	-	-
1999	1	-	-	-	-	1	-	2
2001	-	1	1	-	1	1	1	-
2003	-	1	-	1	-	-	-	-
2005	-	-	-	1	1	1	-	-
2007	-	-	2	-	-	1	-	1
2009	-	-	-	2	1	-	1	-
2011	-	-	1	-	-	-	1	-
2013	-	1=	-	1	1	-	1	-
2015	-	-	-	-	1	-	-	-
2017	-	-	-	-	-	-	1	-
2019	-	-	-	-	-	1	-	2
Totals	1	2+1=	6	7	5	7	6	6

Medallists:

Men	Abel Antón	Mar: 1997-1, 1999-1
	Fermín Cacho	1500m: 1993-2, 1997-2
	Reyes Estévez	1500m: 1997-3, 1999-3

Francisco Javier Fernández 20kmW: 2003-2, 2005-2, 2007-2

Martín Fiz Mar: 1995-1, 1997-2

Jesús Ángel García 50kmW: 1993-1, 1997-2, 2001-2, 2009-2

José Luis González 1500m: 1987-2

Yago Lamela LJ: 1999-2, 2003-3

Miguel Ángel López 20kmW: 2013-2, 2015-1

Eliseo Martín 3000mSC: 2003-3

José Marín 20kmW: 1987-3; 50kmW: 1983-2

Valentí Massana 20kmW: 1993-1, 1995-2

Juan Manuel Molina 20kmW: 2005-3

Orlando Ortega 110mH: 2019-3=

Daniel Plaza 20kmW: 1993-3

Julio Rey Mar: 2003-2

Women Ruth Beitía HJ: 2013-2=

Marta Domínguez X 5000m: 2001-2, 2003-2

Encarna Granados 10kmW: 1993-3

Mayte Martínez 800m: 2007-3

Niurka Montalvo LJ: 1999-1, 2001-3

Sandra Myers 400m: 1991-3

Montserrat Pujol 400mH: 1980-2

Natalia Rodríguez 1500m: 2011-3

María Vasco 20kmW: 2007-3

EST / Estonia

Years Entered: All from 1993

See also USSR for 1976-1991

Placing Tables:

Overall	Gold	Silver	Bronze	4th	5th	6th	7th	8th
1993	-	-	-	-	-	-	1	-
1995	-	-	-	1	-	-	-	-
1997	-	-	-	-	-	1	-	-
2001	-	1	-	-	-	-	-	-
2003	-	1	-	-	-	-	2	-
2005	1	1	-	1	-	1	-	-
2007	1	-	-	-	-	-	-	1
2009	-	-	1	-	-	-	1	-
2011	-	1	-	1	-	-	-	-
2013	-	-	1	-	-	-	-	1
2015	-	-	-	1	-	-	-	-
2017	-	-	-	1	-	-	-	-
2019	-	2	-	-	-	1	-	-
Totals	2	6	2	5	-	3	4	2

Men	Gold	Silver	Bronze	4th	5th	6th	7th	8th
1993	-	-	-	-	-	-	1	-
1995	-	-	-	1	-	-	-	-
1997	-	-	-	-	-	1	-	-
2001	-	1	-	-	-	-	-	-
2003	-	1	-	-	-	-	1	-
2005	1	1	-	1	-	1	-	-
2007	1	-	-	-	-	-	-	1
2009	-	-	1	-	-	-	-	-
2011	-	1	-	1	-	-	-	-
2013	-	-	1	-	-	-	-	1
2015	-	-	-	1	-	-	-	-
2017	-	-	-	1	-	-	-	-
2019	-	2	-	-	-	1	-	-
Totals	2	6	2	5	-	3	2	2

Women	Gold	Silver	Bronze	4th	5th	6th	7th	8th
2003	-	-	-	-	-	-	1	-
2009	-	-	-	-	-	-	1	-
Totals	-	-	-	-	-	-	2	-

Medallists or Highest Placings:

Men	Gerd Kanter	DT: 2005-2, 2007-1, 2009-3, 2011-2, 2013-3
	Magnus Kirt	JT: 2019-2
	Erki Nool	Dec: 2001-2
	Maicel Uibo	Dec: 2019-2
	Andrus Värnik	JT: 2003-2, 2005-1
Women	Ksenija Balta	LJ: 2009-7
	Larisa Netšeporuk	Hep: 2003-7

ETH / Ethiopia

Years Entered: All from 1983

Placing Tables:

Overall	Gold	Silver	Bronze	4th	5th	6th	7th	8th
1983	-	1	-	-	-	-	1	-
1991	-	1	-	-	-	-	-	1
1993	1	1	1	1	-	-	-	-
1995	1	1	-	-	-	1	-	1
1997	1	-	-	1	1	-	1	-
1999	2	-	3	2	1	3	2	1
2001	2	3	3	2	-	-	3	1
2003	3	2	2	-	-	2	-	-
2005	3	4	2	2	-	1	2	2
2007	3	1	-	-	2	2	-	1
2009	2	2	4	3	3	2	-	2
2011	1	-	4	2	5	-	2	3
2013	3	3	4	2	3	-	3	1
2015	3	3	2	3	-	2	2	1
2017	2	3	-	2	3	1	3	2
2019	2	5	1	3	1	2	-	1
Totals	29	30	26	23	19	16	19	17

Men	Gold	Silver	Bronze	4th	5th	6th	7th	8th
1983	-	1	-	-	-	-	1	-
1991	-	1	-	-	-	-	-	-
1993	1	1	1	1	-	-	-	-
1995	1	-	-	-	-	1	-	1
1997	1	-	-	-	1	-	1	-
1999	1	-	1	1	-	2	1	1
2001	1	2	1	2	-	-	2	1
2003	1	1	2	-	-	1	-	-
2005	1	2	-	-	-	-	2	1
2007	1	1	-	-	1	1	-	1
2009	2	1	1	2	1	2	-	-
2011	1	-	3	-	2	-	1	2
2013	1	3	1	1	1	-	2	1
2015	-	1	1	1	-	-	1	-
2017	1	1	-	1	2	1	2	1
2019	2	4	-	2	1	-	-	-
Totals	15	19	11	11	9	8	13	9

Women	Gold	Silver	Bronze	4th	5th	6th	7th	8th
1991	-	-	-	-	-	-	-	1
1995	-	1	-	-	-	-	-	-
1997	-	-	-	1	-	-	-	-
1999	1	-	2	1	1	1	1	-
2001	1	1	2	-	-	-	1	-
2003	2	1	-	-	-	1	-	-
2005	2	2	2	2	-	1	-	1
2007	2	-	-	-	1	1	-	-
2009	-	1	3	1	2	-	-	2
2011	-	-	1	2	3	-	1	1
2013	2	-	3	1	2	-	1	-
2015	3	2	1	2	-	2	1	1
2017	1	2	-	1	1	-	1	1
2019	-	1	1	1	-	2	-	1
Totals	14	11	15	12	10	8	6	-

Medallists:

Men	Gezahegn Abera	Mar: 2001-1
	Mohammed Aman	800m: 2013-1
	Kebede Balcha	Mar: 1983-2
	Selemon Barega	5000m: 2019-2
	Fita Bayissa	5000m: 1991-2, 1993-3
	Kenenisa Bekele	5000m: 2003-3, 2009-1; 10,000m: 2003-1, 2005-1, 2007-1, 2009-1
	Lelisa Desisa	Mar: 2013-2, 2019-1
	Muktar Edris	5000m: 2017-1, 2019-1
	Degen Gebremeskel	5000m: 2011-3
	Hagos Gebrhiwet	5000m: 2013-2, 2015-3
	Haile Gebrselassie	5000m: 1993-2; 10,000m: 1993-1, 1995-1, 1997-1, 1999-1, 2001-3, 2003-2
	Mosinet Geremew	Mar: 2019-2
	Lamecha Girma	3000mSC: 2019-2
	Ibrahim Jeylan	10,000m: 2011-1, 2013-2
	Tsegaye Kebede	Mar: 2009-3
	Yomif Kejelcha	10,000m: 2019-2
	Feyisa Liesa	Mar: 2011-3
	Deresse Mekonnen	1500m: 2009-2
	Imane Merga	10,000m: 2011-3
	Assefa Mezegebu	10,000m: 1999-3, 2001-2
	Sileshi Sihine	5000m: 2005-2; 10,000m: 2003-3, 2005-2, 2007-2
	Tadesse Tola	Mar: 2013-3
	Tamirat Tola	Mar: 2017-2
	Yemane Tsegay	Mar: 2015-2
	Million Wolde	5000m: 2001-2
Women	Berhane Adere	10,000m: 2001-2, 2003-1, 2005-2
	Sofia Assefa	3000mSC: 2013-3
	Wude Ayalew	10,000m: 2009-3
	Almaz Ayana	5000m: 2013-3, 2015-1, 2017-2; 10,000m: 2017-1
	Gelete Burka	10,000m: 2015-2
	Meseret Defar	5000m: 2005-2, 2007-1, 2009-3, 2011-3, 2013-1
	Ejegayehu Dibaba	5000m: 2005-3; 10,000m: 2005-3
	Genzebe Dibaba	1500m: 2015-1; 5000m: 2015-3
	Mare Dibaba	Mar: 2015-1
	Tirunesh Dibaba	5000m: 2003-1, 2005-1; 10,000m: 2005-1, 2007-1, 2013-1, 2017-2
	Kutre Dulecha	1500m: 1999-3
	Letesenbet Gidey	10,000m: 2019-2
	Worknesh Kidane	10,000m: 2003-2
	Meselech Melkamu	10,000m: 2009-2
	Aselefech Mergia	Mar: 2009-3
	Beleynesh Oljira	10,000m: 2013-3
	Senbere Teferi	5000m: 2015-2
	Gudaf Tsegay	1500m: 2019-3
	Derartu Tulu	10,000m: 1995-2, 2001-1
	Gete Wami	10,000m: 1999-1, 2001-3
	Ayelech Worku	5000m: 1999-3, 2001-3

FIJ / Fiji

Years Entered: All from 1983

Highest Placings:

Men	Leslie Copeland	JT: 2011-22Q
	Eroni Tuivanuavou	LJ: 2005-22Q

Women	Makelesi Bulikiobo	400m: 2003-7s2
	Mereoni Vibose	DT: 1983-19Q

FIN / Finland

Years Entered: 1976, then all from 1983

Placing Tables:

Overall	Gold	Silver	Bronze	4th	5th	6th	7th	8th
1976	-	-	1	-	-	-	-	-
1983	1	1	1	3	-	2	-	2
1987	1	-	-	-	1	1	-	1
1991	1	1	1	2	2	-	1	1
1993	1	2	-	-	1	-	1	-
1995	1	1	1	2	1	1	-	-
1997	-	1	-	1	1	-	-	1
1999	1	-	-	-	1	-	-	1
2001	-	1	1	-	1	1	1	-
2003	-	-	-	1	1	1	1	-
2005	-	-	1	2	-	2	-	1
2007	1	-	-	-	-	-	-	1
2009	-	-	-	-	1	1	-	2
2013	-	1	-	-	1	-	-	-
2015	-	-	1	-	1	1	-	-
2017	-	-	-	-	1	-	-	-
2019	-	-	-	1	-	-	-	-
Totals	7	8	7	12	13	10	4	10

Men	Gold	Silver	Bronze	4th	5th	6th	7th	8th
1976	-	-	1	-	-	-	-	-
1983	-	1	1	3	-	-	-	1
1987	1	-	-	-	-	-	-	-
1991	1	1	-	-	2	-	1	-
1993	-	2	-	-	1	-	-	-
1995	1	1	-	-	-	-	-	-
1997	-	1	-	-	1	-	-	1
1999	1	-	-	-	-	-	-	1
2001	-	1	1	-	-	-	1	-
2003	-	-	-	-	1	1	1	-
2005	-	-	1	2	-	1	-	1
2007	1	-	-	-	-	-	-	1
2009	-	-	-	-	1	1	-	2
2013	-	1	-	-	1	-	-	-
2015	-	-	1	-	1	1	-	-
2017	-	-	-	-	1	-	-	-
2019	-	-	-	1	-	-	-	-
Totals	5	8	5	6	9	4	3	7

Women	Gold	Silver	Bronze	4th	5th	6th	7th	8th
1983	1	-	-	-	-	2	-	1
1987	-	-	-	-	1	1	-	1
1991	-	-	1	2	-	-	-	1
1993	1	-	-	-	-	-	1	-
1995	-	-	1	2	1	1	-	-
1997	-	-	-	1	-	-	-	-
1999	-	-	-	-	1	-	-	-
2001	-	-	-	-	1	1	-	-
2003	-	-	-	1	-	-	-	-
2005	-	-	-	-	-	1	-	-
Totals	2	-	2	6	4	6	1	3

Medallists:

Men	Arto Bryggare	110mH: 1983-2
	Tommi Evilä	LJ: 2005-3
	Mika Halvari	SP: 1995-2
	Arsi Harju	SP: 2001-3
	Eduard Hämäläinen	Dec: 1997-2

	Kimmo Kinnunen	JT: 1991-1, 1993-2
	Valentin Kononen	50kmW: 1993-2, 1995-1
	Aki Parviainen	JT: 1999-1, 2001-2
	Tero Pitkämäki	JT: 2007-1, 2013-2, 2015-3
	Seppo Rätty	JT: 1987-1, 1991-2
	Reima Salonen	50kmW: 1976-3
	Martti Vainio	5000m: 1983-3
Women	Sari Essayah	10kmW: 1991-3, 1993-1
	Mikaela Ingberg	JT: 1995-3
	Tiina Lillak	JT: 1983-1

2003	2	1	2	1	-	-	1	-
2005	-	2	4	1	-	1	-	1
2007	-	-	-	-	2	1	1=	1
2009	-	-	-	-	-	1	1	2
2011	-	-	-	1	-	1	-	-
2013	-	1	1	-	-	-	1	1
2015	-	-	1	-	-	1	-	1
2017	-	-	1	1	-	-	-	-
2019	-	-	-	-	-	1	-	-
Totals	5	6	11	10	7	11	8+1=	12

FRA / France

Years Entered: All from 1976

Placing Tables:

Overall	Gold	Silver	Bronze	4th	5th	6th	7th	8th
1980	-	-	-	1	-	-	-	-
1983	-	-	-	1	1	1	1	1+1=
1987	-	2	1	1	1	1	4	-
1991	1	1	-	1	3	3	-	4
1993	-	-	-	4	2	4	-	3
1995	1	-	2	1	1	3	1	1
1997	1	-	1	1	2	-	1	2
1999	1	2	-	2	-	2	1	3
2001	-	1	1	-	4	1	2	2
2003	3	3	2	3	1	-	1	-
2005	2	2	4	1	3	3	1	2
2007	-	2	-	-	4	1	1+1=	1
2009	-	1	2	-	1=	3	3	5
2011	-	1	3	3	-	2	-	1
2013	1	2	2	1	-	-	5	2
2015	-	-	1+1=	1	3	3	1	3
2017	3	-	2	4	1	2	-	1
2019	-	1	1=	-	1	1+1=	1	-
Totals	13	18	21+2=	25	27+1=	30+1=	23+1=	31+1=

Men	Gold	Silver	Bronze	4th	5th	6th	7th	8th
1983	-	-	-	1	1	1	-	1+1=
1987	-	2	-	1	-	-	2	-
1991	-	1	-	-	1	2	-	4
1993	-	-	-	2	2	3	-	2
1995	-	-	2	-	-	3	1	1
1997	1	-	-	-	2	-	1	-
1999	-	1	-	2	-	1	1	1
2001	-	-	1	-	3	-	-	1
2003	1	2	-	2	1	-	-	-
2005	2	-	-	-	3	2	1	1
2007	-	2	-	-	2	-	1	-
2009	-	1	2	-	1=	2	2	3
2011	-	1	3	2	-	1	-	1
2013	1	1	1	1	-	-	4	1
2015	-	-	1=	1	3	2	1	2
2017	3	-	1	3	1	2	-	1
2019	-	1	1=	-	1	1=	1	-
Totals	8	12	10+2=	15	20+1=	19+1=	15	19+1=

Women	Gold	Silver	Bronze	4th	5th	6th	7th	8th
1980	-	-	-	1	-	-	-	-
1983	-	-	-	-	-	-	1	-
1987	-	-	1	-	1	1	2	-
1991	1	-	-	1	2	1	-	-
1993	-	-	-	2	-	1	-	1
1995	1	-	-	1	1	-	-	-
1997	-	-	1	1	-	-	-	2
1999	1	1	-	-	-	1	-	2
2001	-	1	-	-	1	1	2	1

Medallists:

Men		
Mehdi Baala	1500m:	2003-2
Quentin Bigot	HT:	2019-2
Pierre-Ambroise Bosse	800m:	2017-1
Stéphane Diagana	400mH:	1995-3, 1997-1 , 1999-2; 4x400mR: 2003-1
Yohann Diniz	50kmW:	2007-2, 2017-1
Leslie Djhone	4x400mR:	2003-1
Ladji Doucouré	110mH:	2005-1; 4x100mR: 2005-1
Ahmed Douhou	4x400mR:	2003-1 (ran ht)
Lueyi Dovy	4x100mR:	2005-1
Jean Galfione	PV:	1995-3
Oudère Kankarafou	4x100mR:	2005-1 (ran ht)
Naman Keïta	4x400mR:	2003-1
Renaud Lavillenie	PV:	2009-3, 2011-3, 2013-2, 2015-3=, 2017-3
Christophe Lemaitre	200m:	2011-3; 4x100mR: 2011-2
Yannick Lesourd	4x100mR:	2011-2
Driss Maazouzi	1500m:	2001-3
Bruno Marie-Rose	4x100mR:	1991-2
Pascal Martinot-Lagarde	110mH:	2019-3=
Kevin Mayer	Dec:	2017-1
Mahiedine Mekhissi-Benabbad	3000mSC:	2011-3, 2013-3
Romain Mesnil	PV:	2007-2, 2009-2
Max Morinière	4x100mR:	1991-2
Ronald Pognon	4x100mR:	2005-1
Gilles Quénehervé	200m:	1987-2
Marc Raquil	400m:	2003-2; 4x400mR: 2003-1
Daniel Sangouma	4x100mR:	1991-2
Bouabdallah Tahri	3000mSC:	2009-3
Teddy Tamgho	TJ:	2013-1
Teddy Tinmar	4x100mR:	2011-2
Jean-Charles Trouabal	4x100mR:	1991-2
Jimmy Vicaut	4x100mR:	2011-2
Thierry Vigneron	PV:	1987-2
Eddy de Lépine	4x100mR:	2005-1
Phara Anacharsis	4x400mR:	2013-3 (ran ht)
Christine Arron	100m:	2005-3; 200m:
	4x100mR:	1997-3, 1999-2, 2003-1
Frédérique Bangué	4x100mR:	1997-3 (ran ht), 2001-2
Eunice Barber	LJ:	2003-1, 2005-2; Hep: 1999-1, 2003-2, 2005-2
Katia Benth	4x100mR:	1999-2
Delphine Combe	4x100mR:	1997-3
Fabé Dia	4x100mR:	1999-2 (ran ht)
Sylviane Félix	4x100mR:	1997-3, 2001-2, 2003-1
Marie Gayot	4x400mR:	2013-3
Bouchra Ghezielle	1500m:	2005-3
Patricia Girard	4x100mR:	1997-3, 1999-2, 2003-1
Floria Guei	4x400mR:	2013-3
Lenora Guion-Firmin	4x400mR:	2013-3

Muriel Hurtis	200m: 2003-3; 4x100mR: 1999-2, 2001-2, 2003-1 ; 4x400mR: 2013-3
Manuela Montebrun	HT: 2003-3, 2005-3
Marie-José Pérec	400m: 1991-1, 1995-1
Mélina Robert-Michon	DT: 2013-2, 2017-3
Odiah Sidibé	4x100mR: 2001-2
Alexandra Tavernier	HT: 2015-3
Jocelyne Villeton	Mar: 1987-3

FSM / Federated States of Micronesia

Years Entered: All from 1997

Highest Placings:

Men	James Fiti Scott	100m: 2019-5h3
Women	Evangeleen Ikelap	100m: 2005-6h6

GAB / Gabon

Years Entered: 1983 / 1987 / 1991 / 1993 / 1995 / 1997 / 1999 / 2001 / 2003 / 2005 / 2007 / 2009 / 2011 / 2013 / 2019

Highest Placings:

Men	Antoine Boussombo	200m: 1999-7q4
Women	Paulette Zang-Milama	100m: 2011-4s2

GAM / Gambia

Years Entered: All from 1983

Placing Table:

Women	Gold	Silver	Bronze	4th	5th	6th	7th	8th
2019	-	-	-	-	-	1	-	-
Totals	-	-	-	-	-	1	-	-

Highest Placings:

Men	Jaysuma Saidu Ndure	200m: 2005-5s1
Women	Gina Bass	200m: 2019-6

GBR / Great Britain & Northern Ireland

Years Entered: All from 1976

Placing Tables:

Overall	Gold	Silver	Bronze	4th	5th	6th	7th	8th
1983	2	2	3	5	5	1	3	2
1987	1	3	4	1	4	1	4	3
1991	2	2	3	3	2	1	1	-
1993	3	3	4	3	1	1	1	2
1995	1	3	1	2+1=	3	3	4	-
1997	1	4	1	3+1=	2	2	1	1
1999	1	4	2	1	2	1	2	2
2001	1	-	1	2	5	3	2	1
2003	-	1	2	3	1	2	1	-
2005	1	-	2	1	2	-	1	-
2007	1	1	4	2	-	4	-	2
2009	2	2	3	1	3	2	4+1=	2
2011	3	3	2	1	1+1=	1	-	-
2013	3	1	3	2	5	2	-	1
2015	4	1	2	2	6	2	1	1
2017	2	3	1	5	3	5+1=	2	3
2019	2	3	-	5	2	2	3	-
Totals	30	36	38	42+2=	47+1=	33+1=	30+1=	20

Men	Gold	Silver	Bronze	4th	5th	6th	7th	8th
1983	2	-	2	4	1	1	1	1
1987	-	3	4	-	3	-	3	2
1991	1	1	3	2	2	-	-	-
1993	2	3	3	2	-	1	-	1
1995	1	2	-	2+1=	1	2	3	-
1997	1	3	1	2+1=	1	1	1	1
1999	1	2	2	1	-	1	2	1
2001	1	-	1	1	3	1	1	1
2003	-	-	1	2	-	1	-	-
2005	-	-	1	1	1	-	-	-
2007	-	-	1	-	-	4	-	-
2009	1	1	1	1	1	1	3+1=	1
2011	2	2	1	-	1=	1	-	-
2013	2	-	1	-	3	1	-	1
2015	3	-	1	-	1	1	-	-
2017	2	1	1	3	-	1+1=	1	1
2019	-	1	-	2	1	2	1	-
Totals	19	19	24	23+2=	18+1=	19+1=	16+1=	10

Women	Gold	Silver	Bronze	4th	5th	6th	7th	8th
1983	-	2	1	1	4	-	2	1
1987	1	-	-	1	1	1	1	1
1991	1	1	-	1	-	1	1	-
1993	1	-	1	1	1	-	1	1
1995	-	1	1	-	2	1	1	-
1997	-	1	-	1	1	1	-	-
1999	-	2	-	-	2	-	-	1
2001	-	-	-	1	2	2	1	-
2003	-	1	1	1	1	1	1	-
2005	1	-	1	-	1	-	1	-
2007	1	1	3	2	-	-	-	2
2009	1	1	2	-	2	1	1	1
2011	1	1	1	1	1	-	-	-
2013	1	1	2	2	2	1	-	-
2015	1	1	1	2	5	1	1	1
2017	-	2	-	2	3	4	1	2
2019	2	2	-	2	1	-	2	-
Totals	11	17	14	18	29	14	14	10

Uni	Gold	Silver	Bronze	4th	5th	6th	7th	8th
2019	-	-	-	1	-	-	-	-
Totals	-	-	-	1	-	-	-	-

Medallists:

Men	Harry Aikines-Aryeetey	4x100mR: 2009-3
	Kriss Akabusi	400mH: 1991-3; 4x400mR: 1983-3 (ran ht), 1987-2, 1991-1
	Steve Backley	JT: 1995-2, 1997-2
	Jamie Baulch	4x400mR: 1997-1
	Ainsley Bennett	4x400mR: 1983-3
	Todd Bennett	4x400mR: 1983-3, 1987-2 (ran ht)
	Michael Bingham	4x400mR: 2009-2, 2013-3
	Roger Black	400m: 1991-2; 4x400mR: 1987-2, 1991-1, 1997-1
	Jamie Bowie	4x400mR: 2013-3 (ran ht)
	Darren Braithwaite	4x100mR: 1991-3, 1993-2 (ran ht), 1997-3
	Phil Brown	4x400mR: 1983-3, 1987-2
	Jack Buckner	5000m: 1987-3
	Darren Campbell	100m: 2003-3; 4x100mR: 1997-3, 1999-2
	Dwain Chambers	100m: 1999-3; 4x100mR: 1997-3 (ran ht), 1999-2
	Linford Christie	100m: 1987-3, 1993-1 ; 4x100mR: 1991-3, 1993-2
	Allyn Condon	4x100mR: 1999-2 (ran ht)
	Garry Cook	4x400mR: 1983-3

Dwayne Cowan	4x400mR: 2017-3	Vicki Barr	4x400mR: 2009-3
Steve Cram	1500m: 1983-1	Seren Bundy-Davies	4x400mR: 2015-3
Marlon Devonish	4x100mR: 1997-3 (ran ht), 1999-2, 2005-3, 2007-3, 2009-3	Bev Callender	4x100mR: 1983-2
Jarryd Dunn	4x400mR: 2015-3	Eilidh Child/Doyle	4x400mR: 2013-2, 2015-3, 2017-2
Tyrone Edgar	4x100mR: 2009-3	Zoey Clark	4x400mR: 2017-2
Jonathan Edwards	TJ: 1993-3, 1995-1, 1997-2, 1999-3, 2001-1	Kathy Cook	200m: 1983-3; 4x100mR: 1983-2
Peter Elliott	800m: 1987-2	Shana Cox	4x400mR: 2013-2
Mohamed Farah	5000m: 2011-1, 2013-1, 2015-1, 2017-2; 10,000m: 2011-2, 2013-1, 2015-1, 2017-1	Emily Diamond	4x400mR: 2017-2
Jason Gardener	4x100mR: 1999-2, 2005-3	Lisa Dobriskey	1500m: 2009-2
Adam Gemili	4x100mR: 2017-1, 2019-2	Hannah England	1500m: 2011-2
Julian Golding	4x100mR: 1997-3	Jessica Ennis-Hill	Hep: 2009-1, 2011-1, 2015-1
Jack Green	4x400mR: 2017-3 (ran ht)	Donna Fraser	4x400mR: 2005-3, 2007-3 (ran ht)
David Greene	400mH: 2011-1; 4x400mR: 2009-2 (ran ht)	Tracy Goddard	4x400mR: 1993-3
Mick Hill	JT: 1993-3	Sally Gunnell	400mH: 1991-2, 1993-1; 4x400mR: 1993-3
Matthew Hudson-Smith	4x400mR: 2017-3	Desiree Henry	4x100mR: 2017-2
Zharnel Hughes	4x100mR: 2019-2	Kelly Holmes	800m: 1995-3, 2003-2; 1500m: 1995-2
Mark Hylton	4x400mR: 1997-1 (ran ht)	Katarina Johnson-Thompson	Hep: 2019-1
Phillips Idowu	TJ: 2009-1, 2011-2	Hayley Jones	4x100mR: 2013-3
Colin Jackson	110mH: 1987-3, 1993-1, 1997-2, 1999-1; 4x100mR: 1993-2	Linda Keough	4x400mR: 1993-3
Tony Jarrett	110mH: 1991-3, 1993-2, 1995-2; 4x100mR: 1991-3, 1993-2	Iman Lansiquot	4x100mR: 2019-2 (ran ht)
Jason John	4x100mR: 1993-2 (ran ht)	Annabelle Lewis	4x100mR: 2013-3
Richard Kilty	4x100mR: 2019-2	Denise Lewis	Hep: 1997-2, 1999-2
Nigel Levine	4x400mR: 2013-3	Liz McColgan	10,000m: 1991-1
Mark Lewis-Francis	4x100mR: 2005-3, 2007-3	Lee McConnell	4x400mR: 2005-3, 2007-3, 2009-3, 2011-3
Dean Macey	Dec: 1999-2, 2001-3	Kirsten McAslan	4x400mR: 2015-3 (ran ht)
Ade Mafe	4x400mR: 1991-1 (ran ht)	Jenny Meadows	800m: 2009-3; 4x400mR: 2009-3 (ran ht)
Christian Malcolm	4x100mR: 2005-3, 2007-3	Daryll Neita	4x100mR: 2017-2, 2019-2
Nethaneel Mitchell-Blake	4x100mR: 2017-1, 2019-2	Ashleigh Nelson	4x100mR: 2013-3, 2019-2
Craig Pickering	4x100mR: 2007-3	Laviai Nielsen	4x400mR: 2017-2
Derek Redmond	4x400mR: 1987-2, 1991-1	Christine Ohuruogu	400m: 2007-1, 2013-1; 4x400mR: 2005-3, 2007-3, 2009-3, 2011-3, 2013-2, 2015-3
John Regis	200m: 1987-3, 1993-2; 4x100mR: 1991-3, 1993-2; 4x400mR: 1991-1	Marilyn Okoro	4x400mR: 2007-3
Colin Reitz	3000mSC: 1983-3	Anyika Onuora	4x400mR: 2015-3
Mark Richardson	4x400mR: 1991-1 (ran ht), 1997-1	Joanne Pavey	10,000m: 2007-3
Jon Ridgeon	110mH: 1987-2	Asha Philip	4x100mR: 2017-2, 2019-2
Martyn Rooney	4x400mR: 2009-2, 2013-3, 2015-3, 2017-3	Tiffany Porter	100mH: 2013-3
Greg Rutherford	LJ: 2015-1	Shara Proctor	LJ: 2015-2
Steve Smith	HJ: 1993-3	Paula Radcliffe	10,000m: 1999-2; Mar: 2005-1
Danny Talbot	4x100mR: 2017-1	Nicola Sanders	400m: 2007-2; 4x400mR: 2005-3, 2007-3, 2009-3, 2011-3
Iwan Thomas	4x400mR: 1997-1	Perri Shakes-Drayton	4x400mR: 2011-3, 2017-2 (ran ht)
Mark Thomas	4x400mR: 1987-2 (ran ht)	Phylis Smith	4x400mR: 1993-3
Daley Thompson	Dec: 1983-1	Kelly Sotherton	Hep: 2007-3
Robert Tobin	4x400mR: 2009-2	Shirley Thomas	4x100mR: 1983-2
Andy Turner	110mH: 2011-3	Hayley Tullett	1500m: 2003-3
Chijindu Ujah	4x100mR: 2017-1	Fatima Whitbread	JT: 1983-2, 1987-1
Douglas Walker	4x100mR: 1997-3		
Conrad Williams	4x400mR: 2009-2, 2013-3	<hr/> GBS / Guinea Bissau <hr/>	
Delano Williams	4x400mR: 2015-3	Years Entered: 1997 / 1999 / 2003 / 2005 / 2007 / 2011 / 2013 / 2015 / 2017 / 2019	
Simeon Williamson	4x100mR: 2009-3	Highest Placings:	
Rabah Yousif	4x400mR: 2015-3, 2017-3	Men	Holder da Silva
Margaret Adeoye	4x400mR: 2013-2	Women	Graciela Martins
Dina Asher-Smith	100m: 2019-2; 200m: 2019-1; 4x100mR: 2013-3, 2017-2, 2019-2		100m: 2015-6q2
Joan Baptiste	4x100mR: 1983-2		400m: 2011-6h1

GEO / Georgia

Years Entered: 1993 / 1995 / 1997 / 1999 / 2001 / 2003 / 2005 / 2007 / 2009 / 2013 / 2015 / 2017 / 2019

Highest Placings:

Men Iosif Shaverdashvili HT: 1993-24Q
 Women Mariam Kevkhishvili SP: 2009-13Q

GEQ / Equatorial Guinea

Years Entered: 1987 / 1991 / 1993 / 1995 / 1997 / 1999 / 2001 / 2003 / 2005 / 2007 / 2009 / 2013 / 2015 / 2017 / 2019

Highest Placings:

Men Pasqual Charo 100m: 1999-6h1
 Benjamín Enzema 800m: 2013-6h3
 Francisco Obama 100m: 1995-6h11
 Women Ruth Mangué 200m: 1993-6h1
 Mari Paz Mosanga 100m: 2003-6h8

GER / Germany

Years Entered: All from 1976

Incorporating FRG / Federal Republic of Germany &
 GDR / German Democratic Republic in 1976-1987

Placing Tables:

Overall	Gold	Silver	Bronze	4th	5th	6th	7th	8th
1976	-	-	-	-	1	-	-	1
1980	2	1	1	-	-	-	1	-
1983	12	12	6	7+1=	9	6	10	4
1987	10	12	12	9	7	6	2	1
1991	5	4	8	8	3	6	3	2
1993	2	2	4	5	6	6	3	3
1995	2	2	2	8	2	4	2	4
1997	5	1	4	5	1	6	3+1=	1
1999	4	4	3+1=	3+1=	5	5	4+1=	2
2001	3	3	1	3	6	2+1=	4	2
2003	-	1	3	2	6	2	2	4
2005	1	1	5	3	1=	1	3	1
2007	2	3	2	1	4	2	3	5
2009	2	4	2+1=	5	3	2	2=	3
2011	3	4	1	2	2	1	5	3
2013	4	2	1	7	2	1	1	2+1=
2015	2	3	3	3	3	6	4+1=	3
2017	1	2	2	3	4	3	1	2
2019	2	-	4	3	1	1+1=	1	2
Totals	62	61	64+2=	77+2=	65+1=	60+2=	52+5=	45+1=

Men	Gold	Silver	Bronze	4th	5th	6th	7th	8th
1976	-	-	-	-	1	-	-	1
1983	4	6	3	3+1=	6	5	5	3
1987	4	3	3	5	3	3	1	1
1991	1	-	4	5	-	3	1	-
1993	1	-	3	5	1	3	3	1
1995	1	-	1	4	1	1	1	2
1997	2	1	2	2	1	2	1	1
1999	2	2	2	1+1=	3	3	1+1=	1
2001	2	1	1	1	2	1+1=	2	-
2003	-	-	2	1	3	1	-	2
2005	-	-	3	2	1=	-	2	1
2007	-	1	1	-	2	2	1	3
2009	1	-	1+1=	1	2	1	1=	1
2011	3	-	-	1	1	-	3	3
2013	3	1	1	2	2	1	1	1
2015	-	2	1	2	-	2	2+1=	1

2017	1	1	1	1	2	1	-	1
2019	1	-	1	2	-	1+1=	1	1
Totals	26	18	30+1=	38+2=	30+1=	30+2=	25+3=	24

Women	Gold	Silver	Bronze	4th	5th	6th	7th	8th
1980	2	1	1	-	-	-	1	-
1983	8	6	3	4	3	1	5	1
1987	6	9	9	4	4	3	1	-
1991	4	4	4	3	3	3	2	2
1993	1	2	1	-	5	3	-	2
1995	1	2	1	4	1	3	1	2
1997	3	-	2	3	-	4	2+1=	-
1999	2	2	1+1=	2	2	2	3	1
2001	1	2	-	2	4	1	2	2
2003	-	1	1	1	3	1	2	2
2005	1	1	2	1	-	1	1	-
2007	2	2	1	1	2	-	2	2
2009	1	4	1	4	1	1	1=	2
2011	-	4	1	1	1	1	2	-
2013	1	1	-	5	-	-	-	1+1=
2015	2	1	2	1	3	4	2	2
2017	-	1	1	2	2	2	1	1
2019	1	-	3	1	1	-	-	1
Totals	36	43	34+1=	39	35	30	27+2=	21+1=

Medallists:

Men		
GER	Ralf Bartels	SP: 2005-3, 2009-3
GER	Oliver-Sven Buder	SP: 1997-2, 1999-2
GER	Frank Busemann	Dec: 1997-3
GER	Martin Buss	HJ: 1999-3, 2001-1
GDR	Waldemar Cierpinski	Mar: 1983-3
GER	Matthias De Zordo	JT: 2011-1
GER	Danny Ecker	PV: 2007-3
GER	Andreas Erm	50kmW: 2003-3
GER	Markus Esser	HT: 2005-3
GER	Rico Freimuth	Dec: 2015-3, 2017-2
GER	Charles Friedek	TJ: 1999-1
GER	Hauke Fuhlbrügge	1500m: 1991-3
GDR/GER	Hartwig Gauder	50kmW: 1987-1, 1991-3
GDR	Ralf Haber	HT: 1987-3
GER	Robert Harting	DT: 2007-2, 2009-1, 2011-1, 2013-1
GER	Boris Henry	JT: 1995-3, 2003-3
GER	Olaf Hense	4x400mR: 1993-3
FRG	Jürgen Hingsen	Dec: 1983-2
GER	Raphael Holzdeppe	PV: 2013-1, 2015-2
FRG	Patriz Ilg	3000mSC: 1983-1
GER	Karsten Just	4x400mR: 1993-3
GER	Niklas Kaul	Dec: 2019-1
GER	Kai Kazmirek	Dec: 2017-3
GER	Karsten Kobs	HT: 1999-1
GDR	Hansjörg Kunze	10,000m: 1983-3, 1987-3
GER	Rico Lieder	4x400mR: 1993-3
GER	Paul Meier	Dec: 1993-3
GDR	Hagen Melzer	3000mSC: 1987-2
GDR	Detlef Michel	JT: 1983-1
GER	Michael Möllenbeck	DT: 2001-3, 2005-3
FRG	Edgar Nakladal	4x400mR: 1983-2 (ran ht)
GER	Björn Otto	PV: 2013-3
GER	Lars Riedel	DT: 1991-1, 1993-1, 1995-1, 1997-1, 1999-3, 2001-1
GER	Christian Schenk	Dec: 1991-3
GDR	Werner Schildhauer	5000m: 1983-2; 10,000m: 1983-2
FRG	Harald Schmid	400mH: 1983-2, 1987-3; 4x400mR: 1983-2
GER	Michael Schrader	Dec: 2013-2
GDR/GER	Jürgen Schult	DT: 1987-1, 1993-3, 1997-3, 1999-2

GER	Ingo Schultz	400m: 2001-2	GER	Katrin Krabbe	100m: 1991-1; 200m: 1991-1; 4x100mR: 1991-3; 4x400mR: 1991-3
GDR/GER	Thomas Schönlebe	400m: 1987-1; 4x400mR: 1993-3	FRG	Brigitte Kraus	3000m: 1983-2
FRG	Erwin Skamrahl	4x400mR: 1983-2	GER	Gesa Felicitas Krause	3000mSC: 2015-3, 2019-3
GER	Raúl Spank	HJ: 2009-3=	GER	Astrid Kumbernuss	SP: 1995-1, 1997-1, 1999-1
GER	David Stori	SP: 2011-1, 2013-1, 2015-2	GDR	Hildegard Körner	1500m: 1987-2
GDR	Ulf Timmermann	SP: 1983-2	GER	Silke Lichtenhagen	4x100mR: 1995-3
FRG	Jörg Vaihinger	4x400mR: 1983-2	GER	Claudia Marx	4x400mR: 2001-2
GER	Johannes Vetter	JT: 2017-1, 2019-3	GER	Petra Meier	JT: 1987-2, 1991-2
GDR	Torsten Voss	Dec: 1987-1	FRG	Ulrike Meyfarth	HJ: 1983-2
FRG	Hartmut Weber	4x400mR: 1983-2	GER	Malaika Mihambo	LJ: 2019-1
GDR	Ronald Weigel	50kmW: 1983-1, 1987-2	GER	Katharina Molitor	JT: 2015-1
GER	Heinz Weis	HT: 1991-3, 1997-1	GER	Anne Möllinger	4x100mR: 2009-3
FRG	Siegfried Wentz	Dec: 1983-3, 1987-2	GER	Ines Müller	SP: 1987-3
FRG	Martin Weppler	4x400mR: 1983-2 (ran ht)	GDR	Nadine Müller	DT: 2011-2, 2015-3
FRG	Willi Wülbeck	800m: 1983-1	GDR	Petra Müller	400m: 1987-2; 4x400mR: 1987-1
Women			GDR/GER	Kathrin Neimke	SP: 1987-2, 1993-3
GER	Alina Astafei	HJ: 1995-2	GER	Steffi Nerius	JT: 2003-3, 2005-3, 2007-3, 2009-1
GDR	Ingrid Auerswald	4x100mR: 1983-1	GDR	Dagmar Neubauer	4x400mR: 1983-1, 1987-1
GER	Annika Becker	PV: 2003-2	GDR	Ramona Neubert	Hep: 1983-1
GER	Gabriele Becker	4x100mR: 1995-3	GER	Christina Obergföll	JT: 2005-2, 2007-2, 2011-3, 2013-1
GDR	Kerstin Behrendt	4x100mR: 1987-2	GER	Jennifer Oeser	Hep: 2009-2, 2011-2
GDR	Susanne Beyer	HJ: 1987-3	GDR	Cornelia Oschkenat	100mH: 1987-3; 4x100mR: 1987-2
GER	Sabine Braun	Hep: 1991-1, 1993-2, 1997-1	GDR	Sabine Paetz	Hep: 1983-2
GDR	Undine Bremer	4x400mR: 1983-1 (ran ht)	GER	Melanie Paschke	4x100mR: 1995-3, 2001-1
GER	Grit Breuer	400m: 1991-2; 4x100mR: 1991-3; 4x400mR: 1991-3, 1997-1, 1999-3, 2001-2	FRG	Beate Peters	JT: 1987-3
GDR	Bärbel Broschat	400mH: 1980-1	GDR	Petra Pfaff	400mH: 1980-3
GDR	Ulrike Bruns	3000m: 1987-3	GER	Andrea Philipp	200m: 1999-3=
GDR	Sabine Busch	400mH: 1987-1; 4x400mR: 1983-1, 1987-1	GER	Silke Renk	JT: 1991-3
GER	Tanja Damaske	JT: 1997-3	GER	Sabine Richter	4x100mR: 1991-3
GDR/GER	Heike Daute/Drechsler	100m: 1987-2; LJ: 1983-1, 1987-3, 1991-2, 1993-1; 4x100mR: 1991-3	GER	Birgit Rockmeier	4x100mR: 2001-1
GER	Franka Dietzsch	DT: 1999-1, 2005-1, 2007-1	GER	Gabi Rockmeier	4x100mR: 2001-1
GER	Pamela Dutkiewicz	100mH: 2017-3	GER	Uta Rohländer	4x400mR: 1991-3, 1997-1, 1999-3
GER	Katrin Dörre	Mar: 1991-3	GER	Cindy Roleder	100mH: 2015-2
GER	Florence Ekpo-Umoh	4x400mR: 2001-2	GER	Anja Rücker	400m: 1999-2; 4x400mR: 1997-1, 1999-3
GDR	Kirsten Emmelmann	400m: 1987-3; 4x400mR: 1987-1	GER	Verena Sailer	4x100mR: 2009-3
GER	Anke Feller	4x400mR: 1997-1, 1999-3	GER	Katrin Schreiter	4x400mR: 1991-3 (ran ht)
GDR	Ellen Fiedler	400mH: 1980-2, 1983-3; 4x400mR: 1983-1 (ran ht)	GER	Christina Schwanitz	SP: 2013-2, 2015-1, 2019-3
GER	Karen Forkel	JT: 1993-2	GER	Carolin Schäfer	Hep: 2017-2
FRG	Birgit Friedmann	3000m: 1980-1	GDR	Ilona Slupaniek	SP: 1983-3
GER	Ariane Friedrich	HJ: 2009-2	GER	Stephanie Storp	SP: 1997-3
GDR	Diana Gansky	DT: 1987-2	GER	Martina Strutz	PV: 2011-2
GER	Shanta Ghosh	4x400mR: 2001-2	GER	Cathleen Tschirch	4x100mR: 2009-3
GDR	Silke Gladisch/Möller	100m: 1987-1; 200m: 1987-1; 4x100mR: 1983-1, 1987-2	GDR	Gloria Uibel	100mH: 1987-2
GDR	Marlies Göhr	100m: 1983-1; 4x100mR: 1983-1, 1987-2	GDR	Cornelia Ullrich	400mH: 1987-3; 4x400mR: 1987-1 (ran ht)
GER	Betty Heidler	HT: 2007-1, 2009-2, 2011-2	GDR	Kathrin Ullrich	10,000m: 1987-3
GDR	Martina Hellmann	DT: 1983-1, 1987-1	GDR	Anke Vater	Hep: 1983-3
GER	Heike Henkel	HJ: 1991-1	GDR/GER	Christine Wachtel	800m: 1987-2; 4x400mR: 1991-3
GER	Annett Hesselbarth	4x400mR: 1991-3 (ran ht)	GER	Marion Wagner	4x100mR: 2001-1, 2009-3
GDR	Bettine Jahn	100mH: 1983-1	GDR	Kerstin Walther	4x400mR: 1983-1
GER	Nadine Kleinert/Schmitt	SP: 1999-2, 2001-2, 2005-3, 2007-2, 2009-2	GDR	Sigrun Wodars	800m: 1987-1
GER	Konstanze Klosterhalfen	5000m: 2019-3	GER	Ilke Wyludda	DT: 1991-2, 1995-2
GDR	Kerstin Knabe	100mH: 1983-2			
GER	Anja Knippel	4x400mR: 1999-3 (ran ht)			
GER	Silke Knoll	4x100mR: 1995-3			
GDR	Helma Knorscheidt	SP: 1983-2			
GDR	Marita Koch	100m: 1983-2; 200m: 1983-1; 4x100mR: 1983-1; 4x400mR: 1983-1			

GHA / Ghana

Years Entered: 1983 / 1987 / 1991 / 1993 / 1995 / 1997 / 1999 / 2001 / 2003 / 2005 / 2007 / 2009 / 2011 / 2013 / 2017 / 2019

Placing Tables:

Overall	Gold	Silver	Bronze	4th	5th	6th	7th	8th
1993	-	-	-	-	-	-	1	-
1997	-	-	-	-	1	-	-	1
2001	-	-	-	-	-	-	1	-
2003	-	-	-	1	-	-	1	1
2005	-	1	1	-	-	-	-	1
Totals	-	1	1	1	1	-	3	3

Men	Gold	Silver	Bronze	4th	5th	6th	7th	8th
1993	-	-	-	-	-	-	1	-
1997	-	-	-	-	1	-	-	1
2001	-	-	-	-	-	-	1	-
2003	-	-	-	1	-	-	-	1
2005	-	1	-	-	-	-	-	1
Totals	-	1	-	1	1	-	2	3

Women	Gold	Silver	Bronze	4th	5th	6th	7th	8th
2003	-	-	-	-	-	-	1	-
2005	-	-	1	-	-	-	-	-
Totals	-	-	1	-	-	-	1	-

Medallists:

Men	Ignisious Gaisah	LJ: 2005-2
Women	Margaret Simpson	Hep: 2005-3

GIB / Gibraltar

Years Entered: 1983 / 1987 / 1991, then all from 1995

Highest Placings:

Men	Fabian Franco	800m: 1991-5h1
Women	Sharon Celecia	400m: 1995-7h4

GRE / Greece

Years Entered: All from 1983

Placing Tables:

Overall	Gold	Silver	Bronze	4th	5th	6th	7th	8th
1983	-	-	1	-	-	-	-	-
1987	-	-	-	-	-	-	1	-
1995	-	-	-	-	-	1	-	-
1997	-	1	1	1	1	1	2	-
1999	2	2	2	-	-	1	-	1
2001	1	2	2	-	-	2	-	1
2003	1	1	3	-	-	1	2	2
2005	-	-	-	-	1	1	-	1
2007	-	-	-	-	1	1	-	1
2009	-	-	-	-	1	-	1	-
2011	-	-	-	-	1=	1	-	1
2013	-	-	-	-	-	-	-	1=
2015	-	-	1	-	-	-	-	-
2017	1	-	-	-	-	1	-	-
2019	-	-	1	-	-	-	-	-
Totals	5	6	11	1	4+1=	10	6	7+1=

Men	Gold	Silver	Bronze	4th	5th	6th	7th	8th
1987	-	-	-	-	-	-	1	-
1995	-	-	-	-	-	1	-	-
1997	-	-	1	-	1	1	1	-
1999	-	1	-	-	-	1	-	-
2001	1	-	1	-	-	-	-	-
2003	-	-	1	-	-	1	1	1
2007	-	-	-	-	-	1	-	1
2009	-	-	-	-	1	-	-	-
2011	-	-	-	-	1=	1	-	-

2013	-	-	-	-	-	-	-	1=
2017	-	-	-	-	-	-	1	-
Totals	1	1	3	-	2+1=	7	3	2+1=

Women	Gold	Silver	Bronze	4th	5th	6th	7th	8th
1983	-	-	1	-	-	-	-	-
1997	-	1	-	1	-	-	1	-
1999	2	1	2	-	-	-	-	1
2001	-	2	1	-	-	2	-	1
2003	1	1	2	-	-	-	1	1
2005	-	-	-	-	1	1	-	1
2007	-	-	-	-	1	-	-	-
2009	-	-	-	-	-	-	1	-
2011	-	-	-	-	-	-	-	1
2015	-	-	1	-	-	-	-	-
2017	1	-	-	-	-	-	-	-
2019	-	-	1	-	-	-	-	-
Totals	4	5	8	1	2	3	3	5

Medallists:

Men	Kóstas Gatsioúdis	JT: 1997-3, 1999-2, 2001-3
	Periklís Iakovákis	400mH: 2003-3
	Kostás Kénteris	200m: 2001-1
Women	Anastasia Kelesidou	DT: 1999-2, 2001-3, 2003-2
	Nikoléta Kiriakopoulou	PV: 2015-3
	Miréla Manjani	JT: 1999-1, 2001-2, 2003-1
	Katerina Stefanídi	PV: 2017-1, 2019-3
	Katerína Thánou	100m: 1999-3, 2001-2, 2003-3
	Paraskeví Tsiamíta	TJ: 1999-1
	Olga Vasdékí	TJ: 1999-3
	Anna Verouli	JT: 1983-3
	Ekateríni Vóngoli	DT: 2003-3
	Níki Xánthou	LJ: 1997-2

GRN / Grenada

Years Entered: All from 1983

Placing Table:

Men	Gold	Silver	Bronze	4th	5th	6th	7th	8th
2001	-	-	-	-	-	1	-	-
2003	-	-	-	-	-	1	-	-
2011	1	-	-	-	-	1	-	-
2013	-	-	-	-	-	-	1	-
2015	-	-	1	-	-	-	-	1
2017	-	-	-	-	-	-	1	-
2019	1	-	-	-	1	-	-	-
Totals	2	-	1	-	1	3	2	1

Medallists or Highest Placings:

Men	Kirani James	400m: 2011-1, 2015-3
	Anderson Peters	JT: 2019-1
Women	Sherry Fletcher	200m: 2007-5s1
	Janelle Redhead	200m: 2011-5s3

GUA / Guatemala

Years Entered: All from 1983

Placing Table:

Men	Gold	Silver	Bronze	4th	5th	6th	7th	8th
2011	-	-	-	-	-	1	-	-
Totals	-	-	-	-	-	1	-	-

Highest Placings:

Men	Erick Barrondo	20kmW: 2011-6
Women	Mirna Ortíz	20kmW: 2017-11

GUI / Guinea

Years Entered: 1983 / 1987 / 1991 / 1993 / 1995 / 1997 / 1999, then all from 2005

Highest Placings:

Men Joseph Loua 200m: 1997-4q4
 Women Koumba Kante 200m: 1983-5h2
 Aminata Konate 100m: 1991-5h6

GUM / Guam

Years Entered: 1987 / 1991 / 1993 / 1995 / 1997 / 1999 / 2001 / 2003 / 2005 / 2007 / 2011 / 2013 / 2015 / 2017 / 2019

Highest Placings:

Men Philam Garcia 100m: 2005-5h1
 Women Julie Ogborn Mar: 1987-33

GUY / Guyana

Years Entered: All from 1983

Highest Placings:

Men Winston George 200m: 2017-7s3
 Women Aliann Pompey 400m: 2009-3s1

HAI / Haiti

Years Entered: All from 1987

Placing Table:

Men	Gold	Silver	Bronze	4th	5th	6th	7th	8th
2001	-	-	1	-	-	-	-	-
Totals	-	-	1	-	-	-	-	-

Medallists or Highest Placings:

Men Dudley Dorival 110mH: 2001-3
 Women Nadine Faustin-Parker 100mH: 2003-5s2

HKG / Hong Kong, China

Years Entered: All from 1983

Highest Placings:

Men Nelson Chan Ka Chiu LJ: 1983-26Q
 Women Mandy Lo Mar: 1991-22

HON / Honduras

Years Entered: All from 1983

Highest Placings:

Men Rolando Palacios 200m: 2009-7s1
 Women Gina Coello Mar: 1991-23

HUN / Hungary

Years Entered: 1976, then all from 1983

Placing Tables:

Overall	Gold	Silver	Bronze	4th	5th	6th	7th	8th
1983	-	-	-	1	-	2	1	1
1987	-	-	-	1	1	-	1	-
1991	-	1	1	1	-	-	-	2
1993	-	-	1	-	-	-	-	-
1995	-	-	2	2	-	-	1	-
1997	-	-	-	1	-	1	-	-
1999	-	1	-	3	-	-	1	-
2001	-	-	-	2	-	1	1+1=	1
2003	-	2	-	-	-	1	-	-
2005	-	-	1	-	-	1	-	-
2007	-	-	-	-	2	-	-	-
2009	-	-	-	1	-	1	-	-
2011	-	1	-	-	-	-	-	-
2013	-	1	-	-	1	-	-	-
2015	-	-	-	2	-	1	-	-
2017	-	1	1	-	1	-	-	-
2019	-	-	1=	-	1	-	-	-
Totals	-	7	6+1=	14	6	8	5+1=	4

Men	Gold	Silver	Bronze	4th	5th	6th	7th	8th
1983	-	-	-	1	-	1	1	-
1987	-	-	-	1	1	-	1	-
1991	-	1	1	1	-	-	-	-
1993	-	-	1	-	-	-	-	-
1995	-	-	1	2	-	-	-	-
1997	-	-	-	1	-	-	-	-
1999	-	1	-	1	-	-	1	-
2001	-	-	-	1	-	1	1	1
2003	-	2	-	-	-	-	-	-
2005	-	-	1	-	-	1	-	-
2007	-	-	-	-	2	-	-	-
2009	-	-	-	1	-	1	-	-
2011	-	1	-	-	-	-	-	-
2013	-	1	-	-	-	-	-	-
2015	-	-	-	1	-	-	-	-
2017	-	-	1	-	1	-	-	-
2019	-	-	1=	-	-	-	-	-
Totals	-	6	5+1=	10	4	4	4	1

Women	Gold	Silver	Bronze	4th	5th	6th	7th	8th
1983	-	-	-	-	-	1	-	1
1991	-	-	-	-	-	-	-	2
1995	-	-	1	-	-	-	1	-
1997	-	-	-	-	-	1	-	-
1999	-	-	-	2	-	-	-	-
2001	-	-	-	1	-	-	1=	-
2003	-	-	-	-	-	1	-	-
2013	-	-	-	-	1	-	-	-
2015	-	-	-	1	-	1	-	-
2017	-	1	-	-	-	-	-	-
2019	-	-	-	-	1	-	-	-
Totals	-	1	1	4	2	4	1+1=	3

Medallists:

Men Adrián Annus HT: 2003-2
 István Bagyula PV: 1991-2
 Balázs Baji 110mH: 2017-3
 Róbert Fazekas DT: 2003-2
 Tibor Gécsek HT: 1993-3, 1995-3
 Bence Halász HT: 2019-3=
 Attila Horváth DT: 1991-3
 Zsolt Németh HT: 1999-2
 Krisztián Pars HT: 2011-2, 2013-2
 Attila Zsivóczky Dec: 2005-3
 Women Rita Ináncsi Hep: 1995-3
 Anita Márton SP: 2017-2

INA / Indonesia

Years Entered: 1983 / 1987 / 1991 / 1993 / 1995 / 1997, then all from 2001

Highest Placings:

Men Lalu Muhammad Zohri 100m: 2019-6q6
 Women Maria Londa LJ: 2019-26Q; TJ: 2007-26Q

IND / India

Years Entered: All from 1983

Placing Tables:

Overall	Gold	Silver	Bronze	4th	5th	6th	7th	8th
2003	-	-	1	-	-	-	-	-
2005	-	-	-	1	-	-	-	-
2011	-	-	-	-	-	-	1	1
2013	-	-	-	-	-	-	1	-
2015	-	-	-	-	-	-	-	1
2019	-	-	-	-	-	-	1	1
Totals	-	-	1	1	-	-	3	3

Men	Gold	Silver	Bronze	4th	5th	6th	7th	8th
2011	-	-	-	-	-	-	1	-
2013	-	-	-	-	-	-	1	-
Totals	-	-	-	-	-	-	2	-

Women	Gold	Silver	Bronze	4th	5th	6th	7th	8th
2003	-	-	1	-	-	-	-	-
2005	-	-	-	1	-	-	-	-
2011	-	-	-	-	-	-	-	1
2015	-	-	-	-	-	-	-	1
2019	-	-	-	-	-	-	-	1
Totals	-	-	1	1	-	-	-	3

Uni	Gold	Silver	Bronze	4th	5th	6th	7th	8th
2019	-	-	-	-	-	-	1	-
Totals	-	-	-	-	-	-	1	-

Medallists or Highest Placings:

Men Vikas Gowda DT: 2011-7, 2013-7
 Noah Tom u4x400mR: 2019-7
 Mohammad Anas Yahia u4x400mR: 2019-7
 Women Anju Bobby George LJ: 2003-3

IRI / Iran

Years Entered: 1983 / 1993 / 1995, then all from 1999

Placing Table:

Men	Gold	Silver	Bronze	4th	5th	6th	7th	8th
2007	-	-	-	-	-	-	1	-
2011	-	-	1	-	-	-	-	-
2019	-	-	-	-	-	-	1	-
Totals	-	-	1	-	-	-	2	-

Medallists or Highest Placings:

Men Ehsan Hadadi DT: 2011-3
 Women Leyla Rajabi SP: 2015-18Q

IRL / Ireland

Years Entered: All from 1980

Medallists:

Overall	Gold	Silver	Bronze	4th	5th	6th	7th	8th
1980	-	-	-	1	-	-	-	-
1983	1	-	-	-	-	-	1	-
1993	-	1	-	1	-	1	-	-
1995	1	-	-	-	-	-	-	-
1997	-	-	-	-	-	-	1	1
1999	-	-	-	-	-	-	-	1=
2003	-	1	-	-	-	-	-	-
2007	-	-	-	-	-	2	-	-
2009	1	-	-	1	-	1	-	-
2011	-	-	-	-	-	1=	-	-
2013	1	-	-	-	-	-	-	-
2015	-	-	-	-	1	-	-	-
2017	-	-	-	-	-	-	1	-
2019	-	-	-	-	-	1	-	-
Totals	4	2	-	3	1	5+1=	3	1+1=

Men	Gold	Silver	Bronze	4th	5th	6th	7th	8th
1983	1	-	-	-	-	-	-	-
1993	-	-	-	-	-	1	-	-
1999	-	-	-	-	-	-	-	1=
2007	-	-	-	-	-	1	-	-
2009	-	-	-	-	-	1	-	-
2013	1	-	-	-	-	-	-	-
2015	-	-	-	-	1	-	-	-
2017	-	-	-	-	-	-	1	-
2019	-	-	-	-	-	1	-	-
Totals	2	-	-	-	1	4	1	1=

Women	Gold	Silver	Bronze	4th	5th	6th	7th	8th
1980	-	-	-	1	-	-	-	-
1983	-	-	-	-	-	-	1	-
1993	-	1	-	1	-	-	-	-
1995	1	-	-	-	-	-	-	-
1997	-	-	-	-	-	-	1	1
2003	-	1	-	-	-	-	-	-
2007	-	-	-	-	-	1	-	-
2009	1	-	-	1	-	-	-	-
2011	-	-	-	-	-	1=	-	-
Totals	2	2	-	3	-	1+1=	2	1

Medallists:

Men **Eamonn Coghlan** **5000m: 1983-1**
 Robert Heffernan **50kmW: 2013-1**
 Women **Olive Loughnane** **20kmW: 2009-1**
 Gillian O'Sullivan 20kmW: 2003-2
 Sonia O'Sullivan 1500m: 1993-2; **5000m: 1995-1**

IRQ / Iraq

Years Entered: 1983 / 1997 / 1999, then all from 2007

Highest Placings:

Men Moustafa Kadhim DT: 2017-27Q
 Women Alaa Jassim 400m: 2011-5h2

ISL / Iceland

Years Entered: All from 1983

Placing Tables:

Overall	Gold	Silver	Bronze	4th	5th	6th	7th	8th
1991	-	-	-	-	-	1	-	-
2001	-	-	-	-	-	1	-	-
Totals	-	-	-	-	-	2	-	-

Men	Gold	Silver	Bronze	4th	5th	6th	7th	8th
1991	-	-	-	-	-	1	-	-
Totals	-	-	-	-	-	1	-	-

Women	Gold	Silver	Bronze	4th	5th	6th	7th	8th
2001	-	-	-	-	-	1	-	-
Totals	-	-	-	-	-	1	-	-

Highest Placings:

Men Sigurdur Einarsson JT: 1991-6
 Women Thórey Elísdóttir PV: 2001-6

ISR / Israel

Years Entered: All from 1976

Placing Tables:

Overall	Gold	Silver	Bronze	4th	5th	6th	7th	8th
1997	-	-	-	-	-	-	1	-
1999	-	-	1	-	-	-	-	-
2001	-	1	-	-	-	-	-	-
2007	-	-	-	-	-	-	1	-
2013	-	-	-	-	-	1	-	-
2015	-	1	-	-	-	-	-	-
2017	-	-	-	1	-	-	-	-
Totals	-	2	1	1	-	1	2	-

Men	Gold	Silver	Bronze	4th	5th	6th	7th	8th
1997	-	-	-	-	-	-	1	-
1999	-	-	1	-	-	-	-	-
2001	-	1	-	-	-	-	-	-
2007	-	-	-	-	-	-	1	-
Totals	-	1	1	-	-	-	2	-

Women	Gold	Silver	Bronze	4th	5th	6th	7th	8th
2013	-	-	-	-	-	1	-	-
2015	-	1	-	-	-	-	-	-
2017	-	-	-	1	-	-	-	-
Totals	-	1	-	1	-	1	-	-

Medallists:

Men Aleksandr Averbukh PV: 1999-3, 2001-2
 Women Hanna Minenko TJ: 2015-2

ISV / US Virgin Islands

Years Entered: 1976 / 1983 / 1987 / 1991 / 1993 / 1995 / 1997 / 1999, then all from 2003

Placing Table:

Men	Gold	Silver	Bronze	4th	5th	6th	7th	8th
2009	-	-	-	1	-	-	-	-
2011	-	-	-	-	-	-	1	-
Totals	-	-	-	1	-	-	1	-

Highest Placings:

Men Tabarie Henry 400m: 2009-4
 Women LaVerne Jones-Ferrette 200m: 2009-3s2

ITA / Italy

Years Entered: 1976, then all from 1983

Placing Tables:

Overall	Gold	Silver	Bronze	4th	5th	6th	7th	8th
1976	-	-	-	-	-	-	1	-
1983	1	1	1	-	1	2	6	-
1987	2	2	1	2	1	2	3	-
1991	1	-	-	1	1	3	5	3
1993	-	3	1	1	-	3	-	2
1995	2	2	2	1	2	1	2	1
1997	1	1	1	2	2	-	3+1=	5
1999	2	2	-	-	3	3	1	2
2001	1	1	2	3	-	-	-	2
2003	1	-	2	-	1	4	1	1
2005	-	-	1	-	1+2=	-	1	2
2007	-	1+1=	1	1	1	-	2	-
2009	-	-	2	-	-	2	2+1=	2
2011	-	1	1	-	2	-	1	2
2013	-	1	1	-	-	2+1=	-	2
2015	-	-	-	1	1	-	-	1+1=
2017	-	-	1	-	-	1	-	1
2019	-	-	1	-	-	1	2	2+1=
Totals	11	15+1=	18	12	16+2=	24+1=	30+2=	28+2=

Men	Gold	Silver	Bronze	4th	5th	6th	7th	8th
1976	-	-	-	-	-	-	1	-
1983	1	1	1	-	1	-	5	-
1987	2	2	1	2	1	2	3	-
1991	1	-	-	1	1	2	3	3
1993	-	2	1	-	-	1	-	1
1995	1	1	1	-	1	-	2	-
1997	-	-	-	2	-	-	3	3
1999	2	1	-	-	3	2	1	1
2001	-	1	1	1	-	-	-	1
2003	1	-	1	-	1	1	-	-
2005	-	-	1	-	2=	-	-	-
2007	-	1	1	-	1	-	-	-
2009	-	-	1	-	-	1	1+1=	-
2011	-	-	-	-	2	-	1	1
2013	-	-	-	-	-	1	-	1
2015	-	-	-	1	-	-	-	1+1=
2017	-	-	-	-	-	1	-	1
2019	-	-	-	-	-	1	1	2+1=
Totals	8	9	9	7	11+2=	12	21+1=	15+2=

Women	Gold	Silver	Bronze	4th	5th	6th	7th	8th
1983	-	-	-	-	-	2	1	-
1991	-	-	-	-	-	1	2	-
1993	-	1	-	1	-	2	-	1
1995	1	1	1	1	1	1	-	1
1997	1	1	1	-	2	-	1=	2
1999	-	1	-	-	-	1	-	1
2001	1	-	1	2	-	-	-	1
2003	-	-	1	-	-	3	1	1
2005	-	-	-	-	1	-	1	2
2007	-	1=	-	1	-	-	2	-
2009	-	-	1	-	-	1	1	2
2011	-	1	1	-	-	-	-	1
2013	-	1	1	-	-	1+1=	-	1
2015	-	-	-	-	1	-	-	-
2017	-	-	1	-	-	-	-	-
2019	-	-	1	-	-	-	1	-
Totals	3	6+1=	9	5	5	12+1=	9+1=	13

Medallists:

Men Alessandro Andrei SP: 1987-2
 Stefano Baldini Mar: 2001-3, 2003-3
 Gelindo Bordin Mar: 1987-3
Ivano Brugnetti 50kmW: 1999-1
 Angelo Cipolloni 4x100mR: 1995-3
Alberto Cova 10,000m: 1983-1
 Giuseppe D'Urso 800m: 1993-2

	Maurizio Damilano	20kmW: 1987-1, 1991-1
	Giovanni De Benedictis	20kmW: 1993-2
	Michele Didoni	20kmW: 1995-1
	Sandro Floris	4x100mR: 1995-3
	Giuseppe Gibilisco	PV: 2003-1
	Andrew Howe	LJ: 2007-2
	Alessandro Lambruschini	3000mSC: 1993-3
	Ezio Madonia	4x100mR: 1995-3
	Pietro Mennea	200m: 1983-3; 4x100mR: 1983-2
	Vincenzo Modica	Mar: 1999-2
	Fabrizio Mori	400mH: 1999-1, 2001-2
	Francesco Panetta	10,000m: 1987-2; 3000mSC: 1987-1
	Pierfrancesco Pavoni	4x100mR: 1983-2
	Giovanni Perricelli	50kmW: 1995-2
	Giovanni Puggioni	4x100mR: 1995-3
	Giorgio Rubino	20kmW: 2009-3
	Alex Schwazer	50kmW: 2005-3, 2007-3
	Carlo Simionato	4x100mR: 1983-2
	Stefano Tilli	4x100mR: 1983-2
Women	Roberta Brunet	5000m: 1997-2
	Antonietta Di Martino	HJ: 2007-2=, 2009-3, 2011-3
	Ornella Ferrara	Mar: 1995-3
	Eleonora Giorgi	50kmW: 2019-3
	Magdelín Martínez	TJ: 2003-3
	Fiona May	LJ: 1995-1, 1997-3, 1999-2, 2001-1
	Antonella Palmisano	20kmW: 2017-3
	Elisabetta Perrone	10kmW: 1995-2; 20kmW: 2001-3
	Elisa Rigaud	20kmW: 2011-2, 2013-3
	Ileana Salvador	10kmW: 1993-2
	Annarita Sidoti	10,000mW: 1997-1
	Valeria Straneo	Mar: 2013-2

1993	1	1	3	1	-	2	4	1
1995	1	4	2	1	-	2	1	3
1997	-	4	3	1	2	-	2	-
1999	-	2	3+1=	-	2	1	2	2
2001	1	3	2	1	1	1	2	2
2003	-	4	2	2	3	-	-	1
2005	1	5	2	3	1	2	1	2
2007	1	6	3	2	1	3	3	1
2009	7	4	2	3	4	2	1	1
2011	4	4	1	3	4	1	2	1
2013	6	2	2	3	2	-	2	2
2015	7	2	3	3	3	2	4	3
2017	1	-	3	4	3	2	1	3
2019	3	5	4	3	1	3	1	2
Totals	35	49	42+1=	32	28	26	27	24

	Men	Gold	Silver	Bronze	4th	5th	6th	7th	8th
1983	1	-	-	-	-	-	-	1	-
1987	-	1	1	-	-	1	-	-	-
1991	-	1	1	-	-	2	-	-	-
1993	-	-	1	-	-	1	1	1	1
1995	-	2	1	1	-	1	-	1	-
1997	-	1	-	1	-	-	1	-	-
1999	-	1	-	-	1	-	1	-	-
2001	-	2	1	-	-	-	-	1	-
2003	-	2	1	1	2	-	-	-	-
2005	-	1	1	1	1	1	1	1	1
2007	-	3	1	1	1	2	1	1	1
2009	3	-	1	-	2	1	1	-	-
2011	3	-	1	1	1	-	1	-	-
2013	3	2	1	2	1	-	-	2	-
2015	3	1	1	1	-	1	2	1	-
2017	1	-	1	3	1	1	-	2	-
2019	1	2	-	1	1	-	-	1	-
Totals	15	19	13	13	11	11	11	11	10

	Women	Gold	Silver	Bronze	4th	5th	6th	7th	8th
1983	-	1	1	1	1	1	-	-	-
1987	-	-	2	1	-	1	-	-	-
1991	1	-	2	-	-	1	-	-	-
1993	1	1	2	1	-	1	3	-	-
1995	1	2	1	-	-	1	1	2	-
1997	-	3	3	-	2	-	1	-	-
1999	-	1	3+1=	-	1	1	1	2	-
2001	1	1	1	1	1	1	1	2	-
2003	-	2	1	1	1	-	-	1	-
2005	1	4	1	2	-	1	-	1	-
2007	1	3	2	1	-	1	2	-	-
2009	4	4	1	3	2	1	-	1	-
2011	1	4	-	2	3	1	1	1	-
2013	3	-	1	1	1	-	2	-	-
2015	4	1	2	2	3	1	2	2	-
2017	-	-	2	1	2	1	1	1	-
2019	2	2	4	2	-	3	1	1	-
Totals	20	29	29+1=	19	17	15	16	14	14

	Uni	Gold	Silver	Bronze	4th	5th	6th	7th	8th
2019	-	1	-	-	-	-	-	-	-
Totals	-	1	-	-	-	-	-	-	-

Medallists:

Men	Nathon Allen	4x400mR: 2019-2; u4x400mR: 2019-2
	Marvin Anderson	4x100mR: 2007-2
	Nickel Ashmeade	4x100mR: 2013-1, 2015-1
	Sanjay Ayre	4x400mR: 2005-3
	Oshane Bailey	4x100mR: 2013-1 (ran ht)
	Kemar Bailey-Cole	4x100mR: 2013-1
	James Beckford	LJ: 1995-2, 2003-2
	Javere Bell	4x400mR: 2013-2 (ran ht)

IVB / British Virgin Islands

Years Entered: All from 1983

Placing Tables:

	Overall	Gold	Silver	Bronze	4th	5th	6th	7th	8th
2017	-	-	-	-	-	-	-	1	-
2019	-	-	-	1	-	-	-	-	-
Totals	-	-	-	1	-	-	-	1	-

	Men	Gold	Silver	Bronze	4th	5th	6th	7th	8th
2019	-	-	-	1	-	-	-	-	-
Totals	-	-	-	1	-	-	-	-	-

	Women	Gold	Silver	Bronze	4th	5th	6th	7th	8th
2017	-	-	-	-	-	-	-	1	-
Totals	-	-	-	-	-	-	-	1	-

Highest Placings:

Men	Kyron McMaster	400mH: 2019-4
Women	Chantel Malone	LJ: 2017-7

JAM / Jamaica

Years Entered: All from 1983

Placing Tables:

	Overall	Gold	Silver	Bronze	4th	5th	6th	7th	8th
1983	1	1	1	1	1	-	1	-	-
1987	-	1	3	1	-	2	-	-	-
1991	1	1	3	-	-	3	-	-	-

Michael Blackwood	400m: 2003-3; 4x400mR: 2001-2 (ran ht), 2003-2, 2005-3 (ran ht)	Dwight Thomas	4x100mR: 2007-2 (ran ht), 2009-1 (ran ht)
Dennis Blake	4x400mR: 1995-2 (ran ht)	Terry Thomas	4x400mR: 2019-2
Yohan Blake	100m: 2011-1; 4x100mR: 2011-1	Marvin Watts	4x400mR: 2001-2 (ran ht)
Akeem Bloomfield	4x400mR: 2019-2	Warren Weir	200m: 2013-2; 4x100mR: 2013-1 (ran ht)
Usain Bolt	100m: 2009-1, 2013-1, 2015-1, 2017-3; 200m: 2007-2, 2009-1, 2011-1, 2013-1, 2015-1; 4x100mR: 2007-2, 2009-1, 2011-1, 2013-1, 2015-1	Chris Williams	200m: 2001-2; 4x400mR: 2001-2
Omar A. Brown	4x400mR: 1999-2 (ran ht)	Clive Wright	4x100mR: 1987-3
Howard Burnett	4x400mR: 1991-3 (ran ht)	Aleen Bailey	4x100mR: 1999-3, 2005-2, 2009-1
Bert Cameron	400m: 1983-1	Allison Beckford	4x400mR: 2003-3
Michael Campbell	4x400mR: 2003-2 (ran ht)	Sheri-Ann Brooks	4x100mR: 2007-2, 2013-1 (ran ht)
Nesta Carter	100m: 2013-3; 4x100mR: 2007-2, 2011-1, 2013-1, 2015-1	Danielle Browning	4x100mR: 2005-2
Davian Clarke	4x400mR: 1995-2, 1997-2, 1999-2, 2003-2, 2005-3	Michelle Burgher	4x400mR: 2001-1 (ran ht), 2003-3 (ran ht)
Lerone Clarke	4x100mR: 2009-1 (ran ht)	Schillonie Calvert	4x100mR: 2013-1
Paxton Coke	4x400mR: 1999-2 (ran ht)	Juliet Campbell	4x100mR: 1993-3, 2001-3
Fedrick Dacres	DT: 2019-2	Veronica Campbell-Brown	100m: 2005-2, 2007-1, 2011-2; 200m: 2007-2, 2009-2, 2011-1, 2015-3; 4x100mR: 2005-2, 2007-2, 2011-2, 2015-1
Rasheed Dwyer	4x100mR: 2015-1 (ran ht)	Rushell Clayton	400mH: 2019-3
Seymour Fagan	4x400mR: 1991-3	Juliet Cuthbert	4x100mR: 1983-3, 1991-1, 1995-2, 1997-2
Allodin Fothergill	4x400mR: 2011-3	Christine Day	4x400mR: 2015-1
Javon Francis	4x400mR: 2013-2, 2019-2 (ran ht); u4x400mR: 2019-2	Peta-Gaye Dowdie	4x100mR: 1999-3
Michael Frater	100m: 2005-2; 4x100mR: 2009-1, 2011-1	Dahlia Duhaney	4x100mR: 1991-1, 1993-3 (ran ht), 1995-2
Demish Gaye	4x400mR: 2019-2	Delloreen Ennis-London	100mH: 2005-2, 2007-3, 2009-3
Tajay Gayle	LJ: 2019-1	Simone Facey	4x100mR: 2007-2, 2009-1, 2017-3
Jermaine Gonzales	4x400mR: 2011-3	Lorraine Fenton	400m: 1999-3, 2001-2, 2003-2; 4x400mR: 1997-3, 2001-1, 2003-3, 2005-2
Winthrop Graham	400mH: 1991-2, 1993-3; 4x400mR: 1991-3	Sashalee Forbes	4x100mR: 2017-3
Leford Green	4x400mR: 2011-3	Brigitte Foster-Hylton	100mH: 2003-2, 2005-3, 2009-1
Greg Haughton	400m: 1995-3, 2001-3; 4x400mR: 1995-2, 1997-2, 1999-2, 2001-2	Shelly-Ann Fraser-Pryce	100m: 2009-1, 2013-1, 2015-1, 2019-1; 200m: 2013-1; 4x100mR: 2007-2 (ran ht), 2009-1, 2011-2, 2013-1, 2015-1, 2019-1
Riker Hylton	4x400mR: 2011-3	Merlene Frazer	200m: 1999-3-; 4x100mR: 1991-1 (ran ht), 1997-2, 1999-3, 2001-3
Omar Johnson	4x400mR: 2013-2	Michelle Freeman	100mH: 1997-3; 4x100mR: 1993-3, 1995-2 (ran ht)
Linval Laird	4x400mR: 1997-2 (ran ht)	Chris Ann Gordon	4x400mR: 2015-1 (ran ht)
Dexter Lee	4x100mR: 2011-1 (ran ht)	Elva Goulbourne	4x100mR: 2001-3 (ran ht)
John Mair	4x100mR: 1987-3	Beverley Grant	4x100mR: 1997-2
Michael McDonald	4x400mR: 1995-2, 1997-2, 1999-2	Patricia Hall	4x400mR: 2011-2 (ran ht)
Rusheen McDonald	4x400mR: 2013-2	Deon Hemmings	400mH: 1995-3, 1997-2, 1999-3; 4x400mR: 1997-3, 2001-1 (ran ht)
Danny McFarlane	4x400mR: 1995-2, 1997-2, 1999-2, 2001-2, 2003-2	Lelieth Hodges	4x100mR: 1983-3
Omar McLeod	110mH: 2017-1	Nadia Hutchinson	4x400mR: 1997-3 (ran ht)
Greg Meghoo	4x100mR: 1987-3 (ran ht)	Shericka Jackson	400m: 2015-3, 2019-3; 4x100mR: 2019-1; 4x400mR: 2015-1, 2019-3
Devon Morris	4x400mR: 1991-3	Tiffany James	4x400mR: 2019-3; u4x400mR: 2019-2
Steve Mullings	4x100mR: 2007-2 (ran ht), 2009-1	Anastasia Le-Roy	4x400mR: 2007-2 (ran ht), 2015-1 (ran ht)
Patrick O'Connor	4x400mR: 1991-3	Jura Levy	4x100mR: 2011-2 (ran ht), 2017-3
Hansle Parchment	110mH: 2015-2	Shereefa Lloyd	4x400mR: 2007-2, 2009-2, 2011-2 (ran ht)
Asafa Powell	100m: 2007-3, 2009-3; 4x100mR: 2007-2, 2009-1, 2015-1		
O'Dayne Richards	SP: 2015-3		
Brandon Simpson	4x400mR: 2001-2, 2003-2, 2005-3		
Andrew Smith	4x100mR: 1987-3		
Maurice Smith	Dec: 2007-2		
Lansford Spence	4x400mR: 2003-2 (ran ht), 2005-3, 2011-3 (ran ht)		
Edino Steele	4x400mR: 2013-2		
Ray Stewart	100m: 1987-2; 4x100mR: 1987-3		

Beverly McDonald	200m: 1999-2; 4x100mR: 1991-1, 1995-2, 1997-2, 1999-3, 2001-3, 2005-2 (ran ht)
Roneisha McGregor	4x400mR: 2019-3 (ran ht); u4x400mR: 2019-2
Stephenie Ann McPherson	400m: 2013-3; 4x400mR: 2015-1, 2019-3
Nikole Mitchell	4x100mR: 1993-3
Natasha Morrison	4x100mR: 2015-1, 2017-3, 2019-1 (ran ht)
Merlene Ottey	100m: 1987-3, 1991-3, 1993-2, 1995-2; 200m: 1983-2, 1987-3, 1991-3, 1993-1, 1995-1, 1997-3; 4x100mR: 1983-3, 1991-1, 1993-3, 1995-2
Debbie-Ann Parris	4x400mR: 2001-1
Davita Prendergast	4x400mR: 2007-2, 2011-2
Jackie Pusey	4x100mR: 1983-3
Sandie Richards	400m: 1993-3, 1997-2; 4x400mR: 1997-3, 2001-1, 2003-3
Carrie Russell	4x100mR: 2013-1
Janieve Russell	u4x400mR: 2019-2 (ran ht)
Catherine Scott	4x400mR: 2001-1
Sherone Simpson	4x100mR: 2005-2, 2011-2, 2015-1 (ran ht)
Jonielle Smith	4x100mR: 2019-1
Ronetta Smith	4x400mR: 2003-3, 2005-2
Trecia Smith	TJ: 2005-1
Kaliese Spencer	4x400mR: 2009-2 (ran ht)
Kerron Stewart	100m: 2009-2; 4x100mR: 2007-2, 2009-1, 2011-2, 2013-1, 2015-1 (ran ht)
Danielle Thomas-Dodd	SP: 2019-2
Shanieka Thomas-Ricketts	TJ: 2019-2
Elaine Thompson	200m: 2015-2; 4x100mR: 2015-1
Ristananna Tracey	400mH: 2017-3
Inez Turner	4x400mR: 1997-3
Astia Walker	4x100mR: 2001-3
Melaine Walker	400mH: 2009-1, 2011-2
Natalliah Whyte	4x100mR: 2019-1
Rosemarie Whyte	4x400mR: 2009-2, 2011-2
Christania Williams	4x100mR: 2017-3 (ran ht)
Danielle Williams	100mH: 2015-1, 2019-3
Shericka Williams	400m: 2009-2; 4x400mR: 2005-2, 2007-2, 2009-2, 2011-2
Novlene Williams-Mills	400m: 2007-3; 4x400mR: 2005-2, 2007-2, 2009-2, 2011-2, 2015-1

JOR / Jordan

Years Entered: 1983 / 1987 / 1991 / 1993 / 1995 / 1997 / 1999 / 2001 / 2003 / 2005 / 2007 / 2009 / 2013 / 2015 / 2017 / 2019

Highest Placings:

Men Musab Al-Momani DT: 2013-21Q
 Women Nada Kawar SP: 1997-24Q

JPN / Japan

Years Entered: All from 1983

Placing Tables:

Overall	Gold	Silver	Bronze	4th	5th	6th	7th	8th
1987	-	-	-	-	-	1	-	-
1991	1	1	-	1	1	-	2	-
1993	1	-	1	-	1	-	-	-
1995	-	-	-	-	1	-	1	1
1997	1	-	1	1	-	1	-	1
1999	-	1	1	1	1	1	1	1
2001	-	2	1	2	1	-	1	1
2003	-	1	3	1	1	1	1	-
2005	-	-	2	1	-	1	-	4
2007	-	-	1	-	2	3	1	-
2009	-	1	1	1	-	2	2	-
2011	1	-	-	1	2	1	-	2
2013	-	-	1	1	4	2	-	1
2015	-	-	1	1	-	-	1	-
2017	-	1	2	1	-	-	1	-
2019	2	-	1	-	-	2	2	1
Totals	6	7	16	12	14	15	13	12

Men	Gold	Silver	Bronze	4th	5th	6th	7th	8th
1987	-	-	-	-	-	1	-	-
1991	1	-	-	-	1	-	2	-
1993	-	-	-	-	1	-	-	-
1995	-	-	-	-	1	-	1	-
1997	-	-	-	-	-	1	-	-
1999	-	-	1	-	-	1	1	-
2001	-	1	1	1	1	-	1	1
2003	-	-	2	-	1	1	1	-
2005	-	-	2	1	-	-	-	3
2007	-	-	-	-	2	2	1	-
2009	-	-	1	1	-	1	-	-
2011	1	-	-	1	1	1	-	1
2013	-	-	-	-	3	2	-	1
2015	-	-	1	1	-	-	-	-
2017	-	1	2	1	-	-	1	-
2019	2	-	1	-	-	1	-	1
Totals	4	2	11	6	11	11	8	7

Women	Gold	Silver	Bronze	4th	5th	6th	7th	8th
1991	-	1	-	1	-	-	-	-
1993	1	-	1	-	-	-	-	-
1995	-	-	-	-	-	-	-	1
1997	1	-	1	1	-	-	-	1
1999	-	1	-	1	1	-	-	1
2001	-	1	-	1	-	-	-	-
2003	-	1	1	1	-	-	-	-
2005	-	-	-	-	-	1	-	1
2007	-	-	1	-	-	1	-	-
2009	-	1	-	-	-	1	2	-
2011	-	-	-	-	1	-	-	1
2013	-	-	1	1	1	-	-	-
2015	-	-	-	-	-	-	1	-
2019	-	-	-	-	-	1	2	-
Totals	2	5	5	6	3	4	5	5

Medallists:

Men	Hirooki Arai	50kmW: 2017-2
	Aska Cambridge	4x100mR: 2017-3 (ran ht)
	Kenji Fujimitsu	4x100mR: 2017-3
	Shota Iizuka	4x100mR: 2017-3
	Yoshihide Kiryu	4x100mR: 2017-3, 2019-3
	Kai Kobayashi	50kmW: 2017-3
	Yuki Koike	4x100mR: 2019-3 (ran ht)
	Yukifumi Murakami	JT: 2009-3
	Koji Murofushi	HT: 2001-2, 2003-3, 2011-1
	Tsuyoshi Ogata	Mar: 2005-3
	Abdul Hakim Sani Brown	4x100mR: 2019-3
	Nobuyuki Sato	Mar: 1999-3
	Kirara Shiraishi	4x100mR: 2019-3

	Shingo Suetsugu	200m: 2003-3
	Yusuke Suzuki	50kmW: 2019-1
	Shuhei Tada	4x100mR: 2017-3, 2019-3
	Dai Tamesue	400mH: 2001-3, 2005-3
	Hiromi Taniguchi	Mar: 1991-1
	Takayuki Tanii	50kmW: 2015-3
	Toshikazu Yamanishi	20kmW: 2019-1
Women	Tomoe Abe	Mar: 1993-3
	Junko Asari	Mar: 1993-1
	Masako Chiba	10,000m: 1997-3; Mar: 2003-3
	Kayoko Fukushi	Mar: 2013-3
	Ari Ichihashi	Mar: 1999-2
	Mizuki Noguchi	Mar: 2003-2
	Yoshimi Ozaki	Mar: 2009-2
	Hiromi Suzuki	Mar: 1997-1
	Reiko Tosa	Mar: 2001-2, 2007-3
	Sachiko Yamashita	Mar: 1991-2

KAZ / Kazakhstan

Years Entered: All from 1993
See also USSR for 1976-1991

Placing Tables:

Overall	Gold	Silver	Bronze	4th	5th	6th	7th	8th
1993	-	1	-	-	-	-	-	1
1995	-	1	-	-	-	-	-	1
1999	-	-	-	1	-	-	1=	2
2001	-	-	1	-	-	-	-	-
2003	-	-	1	-	-	-	-	-
2007	-	-	1	-	-	-	1=	-
2011	-	1	-	-	-	-	-	-
2015	-	-	1	-	-	-	-	-
2017	-	-	1	-	-	-	-	-
Totals	-	3	5	1	-	-	2=	4

Men	Gold	Silver	Bronze	4th	5th	6th	7th	8th
1993	-	1	-	-	-	-	-	-
1999	-	-	-	-	-	-	1=	-
2003	-	-	1	-	-	-	-	-
2007	-	-	1	-	-	-	-	-
Totals	-	1	2	-	-	-	1=	-

Women	Gold	Silver	Bronze	4th	5th	6th	7th	8th
1993	-	-	-	-	-	-	-	1
1995	-	1	-	-	-	-	-	1
1999	-	-	-	1	-	-	-	2
2001	-	-	1	-	-	-	-	-
2007	-	-	-	-	-	-	1=	-
2011	-	1	-	-	-	-	-	-
2015	-	-	1	-	-	-	-	-
2017	-	-	1	-	-	-	-	-
Totals	-	2	3	1	-	-	1=	4

Medallists or Highest Placings:

Men	Dmitriy Karpov	Dec: 2003-3, 2007-3
	Grigoriy Yegorov	PV: 1993-2
Women	Olga Rypakova	TJ: 2011-2, 2015-3, 2017-3
	Olga Shishigina	100mH: 1995-2, 2001-3

KEN / Kenya

Years Entered: All from 1983

Placing Tables:

Overall	Gold	Silver	Bronze	4th	5th	6th	7th	8th
1983	-	-	-	-	-	-	1	-
1987	3	-	-	1	1	2	1	1
1991	4	3	1	3	1	-	3	-

1993	3	3	4	2	1	-	3	3
1995	2	1	3	1	1	1	1	-
1997	3	2	2	2	1	1	1	-
1999	1	4	1	-	3	1	4	-
2001	3	3	2	3	-	2	2	2
2003	2	1	1	2	4	4	3	1
2005	1	2	4	2	3	1	5	1
2007	5	3	5	3	3	-	2	4
2009	4	6	1	3	4	2	3	-
2011	7	8	3	4	4	3	3	-
2013	5	4	3	6	2	3	3	1
2015	7	6	3	5	5	1	4	2
2017	5	2	4	5	2	2	3	2
2019	5	2	4	3	3	3	3	2
Totals	60	50	41	45	38	26	45	19

Men	Gold	Silver	Bronze	4th	5th	6th	7th	8th
1983	-	-	-	-	-	-	1	-
1987	3	-	-	1	1	2	1	1
1991	4	3	-	3	1	-	2	-
1993	3	3	3	1	1	-	3	3
1995	2	1	2	1	1	1	-	-
1997	2	2	2	2	-	-	1	-
1999	1	4	-	-	3	1	4	-
2001	3	3	2	2	-	1	1	2
2003	1	1	-	2	3	2	2	1
2005	1	1	3	2	1	1	3	-
2007	3	2	3	1	2	-	-	2
2009	2	3	1	2	4	-	2	-
2011	4	3	-	2	3	2	3	-
2013	2	1	2	4	1	2	2	-
2015	5	4	2	3	2	-	2	1
2017	3	1	2	1	1	1	-	2
2019	2	-	3	1	-	3	2	1
Totals	41	32	25	28	24	16	29	13

Women	Gold	Silver	Bronze	4th	5th	6th	7th	8th
1991	-	-	1	-	-	-	1	-
1993	-	-	1	1	-	-	-	-
1995	-	-	1	-	-	-	1	-
1997	1	-	-	-	1	1	-	-
1999	-	-	1	-	-	-	-	-
2001	-	-	-	1	-	1	1	-
2003	1	-	1	-	1	2	1	-
2005	-	1	1	-	2	-	2	1
2007	2	1	2	2	1	-	2	2
2009	2	3	-	1	-	2	1	-
2011	3	5	3	2	1	1	-	-
2013	3	3	1	2	1	1	1	1
2015	2	2	1	2	3	1	2	1
2017	2	1	2	4	1	1	3	-
2019	3	2	1	2	3	-	1	1
Totals	19	18	16	17	14	10	16	6

Medallists:

Men	Bernard Barmasai	3000mSC: 1997-3, 2001-3
	Kipyegon Bett	800m: 2017-3
	Nicholas Bett	400mH: 2015-1
	Simon Biwott	Mar: 2001-2
	Wilfred Bungei	800m: 2001-2
	Richard Chelimo	10,000m: 1991-2, 1993-3
	Ferguson Cheruiyot	800m: 2019-3
	Timothy Cheruiyot	1500m: 2017-2, 2019-1
	Charles Kamathi	10,000m: 2001-1
	Geoffrey Kamworor	10,000m: 2015-2
	Ezekiel Kemboi	3000mSC: 2003-2, 2005-2, 2007-2, 2009-1, 2011-1, 2013-1, 2015-1
	Simon Kemboi	4x400mR: 1993-2
	John Kibowen	5000m: 2001-3

Eliud Kipchoge	5000m: 2003-1, 2007-2
Wilson Boit Kipketer	3000mSC: 1997-1, 1999-2
Luke Kibet	Mar: 2007-1
Paul Kipkoech	10,000m: 1987-1
Silas Kiplagat	1500m: 2011-2
Asbel Kiprop	1500m: 2011-1, 2013-1, 2015-1
Amos Kipruto	Mar: 2019-3
Brimin Kipruto	3000mSC: 2005-3, 2007-1, 2011-2, 2015-3
Conseslus Kipruto	3000mSC: 2013-2, 2015-2, 2017-1, 2019-1
Rhonex Kipruto	10,000m: 2019-3
Vincent Kipruto	Mar: 2011-2
Moses Kiptanui	3000mSC: 1991-1, 1993-1, 1995-1, 1997-2
Wilfred Kirochi	1500m: 1991-2
Abel Kirui	Mar: 2009-1, 2011-1
Geoffrey Kirui	Mar: 2017-1
Ismael Kirui	5000m: 1993-1, 1995-1
Samson Kitur	400m: 1993-3; 4x400mR: 1993-2
Isiah Koech	5000m: 2013-3
Daniel Komen	5000m: 1997-1
Billy Konchellah	800m: 1987-1, 1991-1, 1993-3
Shadrack Korir	1500m: 2007-3
Shem Kororia	5000m: 1995-3
Reuben Kosgei	3000mSC: 2001-1
Christopher Koskei	3000mSC: 1995-2, 1999-1
Bernard Lagat	1500m: 2001-2
Benjamin Limo	5000m: 1999-2, 2005-1
Richard Limo	5000m: 2001-1
Elijah Manangoi	1500m: 2015-2, 2017-1
Moses Masai	10,000m: 2009-3
Richard Matelong	3000mSC: 2007-3, 2009-2
Martin Mathati	10,000m: 2007-3
Abednego Matilu	4x400mR: 1993-2
Moses Mosop	10,000m: 2005-3
Emmanuel Mutai	Mar: 2009-2
Caleb Ndiku	5000m: 2015-2
Noah Ngeny	1500m: 1999-2
Tom Nyariki	5000m: 1997-3
Kennedy Ochieng	4x400mR: 1993-2
Yobes Ondieki	5000m: 1991-1
David Rudisha	800m: 2011-1, 2015-1
Paul Ruto	800m: 1993-1
Patrick Sang	3000mSC: 1991-2, 1993-2
Moses Tanui	10,000m: 1991-1, 1993-2
Paul Tanui	10,000m: 2013-3, 2015-3, 2017-3
Paul Tergat	10,000m: 1995-3, 1997-2, 1999-2
Douglas Wakiihuru	Mar: 1987-1
Alfred Kirwa Yego	800m: 2007-1, 2009-2
Julius Yego	JT: 2015-1
William Yiampoy	800m: 2005-3
Sally Barsosio	10,000m: 1993-3, 1997-1
Milcah Chemos	3000mSC: 2009-2, 2011-2, 2013-1
Beatrice Chepkoech	3000mSC: 2019-1
Lydia Chepkurui	3000mSC: 2013-2
Ruth Chepngetich	Mar: 2019-1
Gladys Cherono	10,000m: 2013-2
Mercy Cherono	5000m: 2013-2
Prisca Cherono	5000m: 2007-3
Sharon Cherop	Mar: 2011-3
Vivian Cheruiyot	5000m: 2007-2, 2009-1, 2011-1; 10,000m: 2011-1, 2015-1

Hyvin Jepkemoi	3000mSC: 2015-1, 2017-3
Eunice Jepkorir	3000mSC: 2007-3
Janeth Jepkosgei	800m: 2007-1, 2009-2, 2011-2
Prisca Jeptoo	Mar: 2011-2
Sylvia Kibet	5000m: 2009-2, 2011-2
Margaret Kipkemboi	5000m: 2019-2
Edna Kiplagat	Mar: 2011-1, 2013-1, 2017-2
Helah Kiprop	Mar: 2015-2
Jeruto Kiptum	3000mSC: 2005-3
Sally Kipyego	10,000m: 2011-2
Faith Kipyegon	1500m: 2015-2, 2017-1, 2019-2
Tegla Loroupe	10,000m: 1995-3, 1999-3
Edith Masai	5000m: 2003-3
Linet Masai	10,000m: 2009-1, 2011-3
Catherine Ndereba	Mar: 2003-1, 2005-2, 2007-1
Mercy Njoroge	3000mSC: 2011-3
Hellen Obiri	1500m: 2013-3; 5000m: 2017-1, 2019-1
Susan Sirma	3000m: 1991-3
Eunice Sum	800m: 2013-1, 2015-3
Agnes Tirop	10,000m: 2017-3, 2019-3

KGZ / Kyrgyzstan

Years Entered: 1993 / 1995 / 1997 / 1999 / 2001 / 2003 / 2005 / 2009 / 2011 / 2013 / 2015 / 2017 / 2019
See also USSR for 1976-1991

Highest Placings:

Men	Valeriy Pisarev	1500m: 2003-dns/s1
Women	Daria Maslova	10,000m: 2017-17

KIR / Kiribati

Years Entered: All from 1999

Highest Placings:

Men	George Pine	100m: 2011-4h1
Women	Kaitinano Mwemweata	100m: 2005-6h4

KOR / Korea

Years Entered: All from 1983

Placing Table:

Men	Gold	Silver	Bronze	4th	5th	6th	7th	8th
1993	-	-	-	1	-	-	-	-
1997	-	-	-	-	-	-	-	1
1999	-	-	-	-	-	1=	-	-
2011	-	-	1	-	-	1	-	-
Totals	-	-	1	1	-	1+1=	-	1

Medallists or Highest Placings:

Men	Kim Hyun-Sup	20kmW: 2011-3
Women	Lee Myeong-Seon	SP: 1999-10

KOS / Kosovo

Years Entered: 2015 / 2017 / 2019

Highest Placings:

Men	Astrit Kryeziu	800m: 2017-6h6
Women	No competitors	

KSA / Saudi Arabia

Years Entered: All from 1991

Placing Table:

Men	Gold	Silver	Bronze	4th	5th	6th	7th	8th
1995	-	-	1	-	-	-	-	-
1997	-	-	-	1	-	-	-	-
2001	-	-	-	1	1	-	-	-
2003	-	-	-	-	1	-	-	-
2007	-	-	-	-	-	-	-	2
2013	-	-	-	-	-	1	-	-
2015	-	-	-	-	-	-	-	1
Totals	-	-	1	2	2	1	-	3

Medallists:

Men Sa'ed Shaddad Al-Asmari 3000mSC: 1995-3
 Women No competitors

KUW / Kuwait

Years Entered: 1983 / 1987 / 1991 / 1993 / 1995 / 1997 / 1999 / 2001 / 2003 / 2005 / 2007 / 2009 / 2011 / 2015 / 2017 / 2019

Highest Placings:

Men Yaqoub Al-Yoha 110mH: 2019-4s1
 Ali Al-Zinkawi HT: 2007-12, 2011-12Q
 Women No competitors

LAO / Laos

Years Entered: All from 1993

Highest Placings:

Men Kitavanah Kountavong 100m: 2011-5h1
 Women Thoumphone Phommasanh 100m: 1995-6h7
 Philaylack Sackpraseuth 100m: 2009-6h6
 Boudsadee Vongdala 100m: 2011-6h1

LAT / LatviaYears Entered: All from 1993
See also USSR for 1976-1991**Placing Tables:**

Overall	Gold	Silver	Bronze	4th	5th	6th	7th	8th
1993	-	-	-	-	-	1	-	1
1997	-	-	-	-	-	-	1	1
2001	-	-	-	1	1	-	-	1
2005	-	-	-	-	-	1	1	-
2007	-	-	-	1	-	-	-	-
2009	-	-	-	1	-	-	1	-
2011	-	1	-	-	-	-	-	-
2015	-	-	1	-	-	-	1	-
Totals	-	1	1	3	1	2	4	3

Men	Gold	Silver	Bronze	4th	5th	6th	7th	8th
1993	-	-	-	-	-	1	-	-
2001	-	-	-	1	-	-	-	1
2005	-	-	-	-	-	1	1	-
2007	-	-	-	1	-	-	-	-
2009	-	-	-	1	-	-	1	-
Totals	-	-	-	3	-	2	2	1

Women	Gold	Silver	Bronze	4th	5th	6th	7th	8th
1993	-	-	-	-	-	-	-	1
1997	-	-	-	-	-	-	1	1
2001	-	-	-	-	1	-	-	-
2011	-	1	-	-	-	-	-	-
2015	-	-	1	-	-	-	1	-
Totals	-	1	1	-	1	-	2	2

Medallists or Highest Placings:

Men Aigars Fadejevs 50kmW: 2001-4
 Vadims Vasiļevskis JT: 2007-4, 2009-4
 Women Laura Ikauniece-Admīdiņa Hep: 2015-3
 Ineta Radēviča LJ: 2011-2

LBA / Libya

Years Entered: 1983 / 1997 / 1999 / 2001 / 2003 / 2005 / 2007 / 2009 / 2011 / 2015

Highest Placings:

Men Mohamed Khouaja 400m: 2009-7s1
 Women No competitors

LBN / Lebanon

Years Entered: All from 1983

Highest Placings:

Men Jean-Claude Rabbath HJ: 1999-23Q, 2005-23=Q
 Women Greta Taslakian 400m: 2001-5h1

LBR / Liberia

Years Entered: 1993 / 1995 / 1997 / 1999 / 2001 / 2003 / 2005 / 2007 / 2009 / 2011 / 2015 / 2017 / 2019

Highest Placings:

Men Emmanuel Matadi 100m: 2017-6s2
 Women Phobay Kutu-Akoi 100m: 2011-5q2

LCA / Saint Lucia

Years Entered: All from 1983

Placing Table:

Women	Gold	Silver	Bronze	4th	5th	6th	7th	8th
2015	-	-	-	-	-	-	1	-
Totals	-	-	-	-	-	-	1	-

Highest Placings:

Men Darvin Edwards HJ: 2011-12=
 Women Janelle Schaeper HJ: 2015-7

LES / Lesotho

Years Entered: All from 1983

Highest Placings:

Men Tshepo Mathibelle Mar: 2015-14
 Women Puseletso Monkoe 800m: 1987-6h3
 Angelina Pitso 800m: 1991-6h2
 Lineo Shoai 200m: 2003-6h5

LIE / Liechtenstein**Years Entered:** 1987 / 1991 / 1993 / 1995 / 2007**Highest Placings:**

Men Roland Wille Mar: 1991-35
 Women Manuela Marxer 100mH: 1993-7h6

LTU / Lithuania**Years Entered:** All from 1993

See also USSR for 1976-1991

Placing Tables:

Overall	Gold	Silver	Bronze	4th	5th	6th	7th	8th
1995	-	-	-	-	-	-	-	1=
1997	-	1	1	-	-	-	-	-
1999	-	-	-	1	1	-	-	1
2001	-	1	-	-	-	1	-	-
2003	1	-	-	-	-	-	-	-
2005	1	-	-	1	-	-	-	-
2007	-	-	-	1	-	1	-	-
2009	-	-	-	1	-	-	1	-
2011	-	-	-	-	-	2	1	-
2015	-	-	-	-	-	-	1	-
2017	1	-	-	-	-	-	1=	-
Totals	3	2	1	4	1	4	3+1=	1+1=

Men	Gold	Silver	Bronze	4th	5th	6th	7th	8th
1997	-	1	-	-	-	-	-	-
1999	-	-	-	1	1	-	-	-
2001	-	1	-	-	-	-	-	-
2003	1	-	-	-	-	-	-	-
2005	1	-	-	-	-	-	-	-
2007	-	-	-	1	-	-	-	-
2009	-	-	-	1	-	-	-	-
2011	-	-	-	-	-	1	-	-
2017	1	-	-	-	-	-	-	-
Totals	3	2	-	3	1	1	-	-

Women	Gold	Silver	Bronze	4th	5th	6th	7th	8th
1995	-	-	-	-	-	-	-	1=
1997	-	-	1	-	-	-	-	-
1999	-	-	-	-	-	-	-	1
2001	-	-	-	-	-	1	-	-
2005	-	-	-	1	-	-	-	-
2007	-	-	-	-	-	1	-	-
2009	-	-	-	-	-	-	1	-
2011	-	-	-	-	-	1	1	-
2015	-	-	-	-	-	-	1	-
2017	-	-	-	-	-	-	1=	-
Totals	-	-	1	1	-	3	3+1=	1+1=

Medallists:

Men **Virgilijus Alekna** DT: 1997-2, 2001-2, **2003-1, 2005-1**
Andrius Gudžius DT: **2017-1**
 Women Remigija Nazarovienė Hep: 1997-3

LUX / Luxembourg**Years Entered:** 1976 / 1983 / 1987 / 1993 / 1995 / 1999 / 2001 / 2003 / 2005 / 2009 / 2013 / 2015 / 2017 / 2019**Highest Placings:**

Men Bob Bertemes SP: 2015-14Q
 Women Charline Mathias 800m: 2015-5h2

MAC / Macau**Years Entered:** 2001 / 2003 / 2005 / 2007 / 2009 / 2011 / 2013 / 2015 / 2017 / 2019**Highest Placings:**

Men Au Chi Kun 100m: 2005-7h2
 Lei Wai Kun 200m: 2001-7h6
 Pao Hin Fong 100m: 2007-7h3
 Women Cheong Im Wa 100m: 2005-5h6

MAD / Madagascar**Years Entered:** All from 1983**Highest Placings:**

Men Yvon Rakotoarimiandry 400mH: 2001-7s1
 Joseph Randriamahaja 110mH: 2001-7s2
 Women Nicole Ramalalanirina 100mH: 1993-6s2

MAR / Morocco**Years Entered:** All from 1983**Placing Tables:**

Overall	Gold	Silver	Bronze	4th	5th	6th	7th	8th
1983	-	-	1	-	-	-	-	-
1987	1	-	-	-	1	-	-	-
1991	-	-	2	-	-	2	1	1
1993	-	-	-	-	1	1	2	1
1995	-	3	1	3	1	-	-	-
1997	2	1	1	1	1	-	1	-
1999	2	2	1	1	-	-	-	1
2001	2	1	-	-	-	1	2	1
2003	2	1	-	1	-	-	-	-
2005	1	2	-	1	-	-	-	1
2007	-	1	-	1	-	1	-	-
2009	-	-	-	-	1	1	1	-
2011	-	-	-	2	1	1	-	-
2015	-	-	1	1	-	-	1	-
2017	-	1	-	-	-	-	-	1
2019	-	-	1	-	-	-	1	1
Totals	10	12	8	11	6	7	9	7

Men	Gold	Silver	Bronze	4th	5th	6th	7th	8th
1983	-	-	1	-	-	-	-	-
1987	1	-	-	-	1	-	-	-
1991	-	-	2	-	-	2	1	1
1993	-	-	-	-	1	1	2	1
1995	-	3	-	3	1	-	-	-
1997	1	1	1	1	1	-	1	-
1999	2	-	1	1	-	-	-	1
2001	1	1	-	-	-	1	1	1
2003	2	1	-	-	-	-	-	-
2005	1	1	-	1	-	-	-	1
2007	-	-	-	-	-	1	-	-
2009	-	-	-	-	1	1	1	-
2011	-	-	-	1	1	1	-	-
2015	-	-	1	-	-	-	1	-
2017	-	1	-	-	-	-	-	-
2019	-	-	1	-	-	-	-	1
Totals	8	8	7	7	6	7	7	6

Women	Gold	Silver	Bronze	4th	5th	6th	7th	8th
1995	-	-	1	-	-	-	-	-
1997	1	-	-	-	-	-	-	-
1999	-	2	-	-	-	-	-	-
2001	1	-	-	-	-	-	1	-

2003	-	-	-	1	-	-	-	-
2005	-	1	-	-	-	-	-	-
2007	-	1	-	1	-	-	-	-
2011	-	-	-	1	-	-	-	-
2015	-	-	-	1	-	-	-	-
2017	-	-	-	-	-	-	-	1
2019	-	-	-	-	-	-	1	-
Totals	2	4	1	4	-	-	2	1

Medallists:

Men	Saïd Aouita	1500m: 1983-3; 5000m: 1987-1
	Khalid Boulami	5000m: 1995-2, 1997-2
	Brahim Boutayeb	5000m: 1991-3
	Hicham El Guerrouj	1500m: 1995-2, 1997-1, 1999-1, 2001-1, 2003-1; 5000m: 2003-2
	Soufiane El-Bakkali	3000mSC: 2017-2, 2019-3
	Ali Ezzine	3000mSC: 1999-3, 2001-2
	Jaouad Gharib	Mar: 2003-1, 2005-1
	Salah Hissou	5000m: 1999-1; 10,000m: 1997-3
	Abdalaati Iguider	1500m: 2015-3
	Adil Kaouch	1500m: 2005-2
	Khalid Skah	10,000m: 1991-3, 1995-2
Women	Hasna Benhassi	800m: 2005-2, 2007-2
	Nezha Bidouane	400mH: 1997-1, 1999-2, 2001-1
	Zahra Ouaziz	5000m: 1995-3, 1999-2

MAS / Malaysia

Years Entered: All from 1983

Placing Table:

Men	Gold	Silver	Bronze	4th	5th	6th	7th	8th
2019	-	-	-	-	-	-	-	1=
Totals	-	-	-	-	-	-	-	1=

Highest Placings:

Men	Lee Hup Wei	HJ: 2019-8=
Women	Yuan Yufang	20kmW: 1999-16

MAW / Malawi

Years Entered: 1983, then all from 1991

Highest Placings:

Men	John Mwachwa	Mar: 1995-34
	Mike Tebulo	Mar: 2011-34
Women	Vivian Pearson	1500m: 1983-7h2
	Ambwene Simukonda	400m: 2011-7h4

MDA / Moldova

Years Entered: All from 1993

Placing Tables:

Overall	Gold	Silver	Bronze	4th	5th	6th	7th	8th
2011	-	-	-	-	-	-	-	1
2015	-	-	-	-	-	-	-	1
2017	-	-	-	-	-	-	-	1
2019	-	-	-	1	-	-	-	-
Totals	-	-	-	1	-	-	-	3

Men	Gold	Silver	Bronze	4th	5th	6th	7th	8th
2011	-	-	-	-	-	-	-	1
2017	-	-	-	-	-	-	-	1
Totals	-	-	-	-	-	-	-	2

Women	Gold	Silver	Bronze	4th	5th	6th	7th	8th
2015	-	-	-	-	-	-	-	1
2019	-	-	-	1	-	-	-	-
Totals	-	-	-	1	-	-	-	1

Highest Placings:

Men	Ion Luchianov	3000mSC: 2011-8
	Serghei Marghiev	HT: 2017-8
Women	Zalina Petrivskaya	HT: 2015-8

MDV / Maldives

Years Entered: All from 1987

Highest Placings:

Men	Hassan Said	100m: 2015-7q7, 2017-7q3
Women	Shamha Ahmed	100m: 2001-6h2
	Fathimath Fezleen	100m: 1991-6h8
	Afa Ismail	200m: 2013-6h3

MEX / Mexico

Years Entered: 1976, then all from 1983

Placing Tables:

Overall	Gold	Silver	Bronze	4th	5th	6th	7th	8th
1976	-	1	-	1	-	-	-	-
1983	1	-	-	-	1	-	-	-
1987	-	-	-	1	1	-	-	1
1991	-	-	-	-	-	1	1	-
1993	-	-	-	-	-	-	-	1
1995	-	1	-	1	-	-	-	-
1997	1	-	1	-	-	-	-	-
1999	-	-	2	-	-	-	-	-
2001	-	-	2	-	-	1	-	-
2003	1	-	-	1	-	-	-	-
2005	-	-	1	-	-	1	-	1
2007	-	-	-	2	-	-	-	1
2009	-	1	-	-	-	-	1	-
2013	-	-	1	-	-	-	1	-
2017	-	1	-	1	-	-	-	-
Totals	3	4	7	7	2	3	3	4

Men	Gold	Silver	Bronze	4th	5th	6th	7th	8th
1976	-	1	-	1	-	-	-	-
1983	1	-	-	-	1	-	-	-
1987	-	-	-	1	1	-	-	1
1991	-	-	-	-	-	-	1	-
1993	-	-	-	-	-	-	-	1
1995	-	1	-	1	-	-	-	-
1997	1	-	1	-	-	-	-	-
1999	-	-	2	-	-	-	-	-
2001	-	-	1	-	-	1	-	-
2003	-	-	-	1	-	-	-	-
2005	-	-	-	-	-	1	-	1
2007	-	-	-	1	-	-	-	-
2009	-	1	-	-	-	-	1	-
2013	-	-	1	-	-	-	-	-
2017	-	-	-	1	-	-	-	-
Totals	2	3	5	6	2	2	2	3

Women	Gold	Silver	Bronze	4th	5th	6th	7th	8th
1991	-	-	-	-	-	1	-	-
2001	-	-	1	-	-	-	-	-
2003	1	-	-	-	-	-	-	-
2005	-	-	1	-	-	-	-	-
2007	-	-	-	1	-	-	-	1
2013	-	-	-	-	-	-	1	-
2017	-	1	-	-	-	-	-	-
Totals	1	1	2	1	-	1	1	1

Medallists:

Men	Ernesto Canto	20kmW: 1983-1
	Dionicio Cerón	Mar: 1995-2
	Alejandro Cárdenas	400m: 1999-3
	Daniel García	20kmW: 1997-1, 1999-3
	Edgar Hernández	50kmW: 2001-3
	Luis Rivera	LJ: 2013-3
	Miguel Angel Rodríguez	50kmW: 1997-3
	Eder Sánchez	20kmW: 2009-2
	Enrique Vera Ibanez	50kmW: 1976-2
Women	María Guadalupe González	20kmW: 2017-2
	Ana Guevara	400m: 2001-3, 2003-1, 2005-3

MGL / Mongolia

Years Entered: 1991 / 1993 / 1995 / 1997 / 1999, then all from 2003

Highest Placings:

Men	Bat-Ochir Ser-Od	Mar: 2011-19
Women	Galdabraxh Khishigsaikhan	Mar: 2019-25

MHL / Marshall Islands

Years Entered: 1991 / 1999 / 2009 / 2013 / 2017 / 2019

Highest Placings:

Men	Jeki Lanki	100m: 2017-5h2
Women	No competitors	

MKD / North Macedonia

Years Entered: 1993, then all from 1997

Highest Placings:

Men	Dejan Angelovski	JT: 2005-30Q
Women	Marina Damceska	Hep: 1993-21

MLI / Mali

Years Entered: All from 1983

Highest Placings:

Men	Moussa Camara	800m: 2011-7s3
	Ibrahim Maïga	400mH: 2007-7s3
Women	Kadiatou Camara	100m: 2003-7q2
	Djénébou Dante	100m: 2011-7q7

MLT / Malta

Years Entered: All from 1983

Highest Placings:

Men	Karl Farrugia	100m: 2011-3h4
Women	Jennifer Pace	JT: 1983-21Q

MNE / Montenegro

Years Entered: All from 2007

Highest Placings:

Men	Danijel Furtula	DT: 2019-18Q
Women	Marija Vuković	HJ: 2019-18=Q

MNT / Montserrat

Years Entered: 1983 / 1987 / 1991 / 1993 / 1995 / 1997 / 1999 / 2001 / 2007 / 2013 / 2015

Highest Placings:

Men	Oswald Philip	TJ: 1983-24Q
Women	Magdalene Springer	SP: 1983-20Q

MON / Monaco

Years Entered: 1987, then all from 1997

Highest Placings:

Men	Sébastien Gattuso	100m: 2007-5h7
Women	Carine Cresto	100mH: 1999-7h4
	Virginie Gollino	100mH: 1997-7h1

MOZ / Mozambique

Years Entered: All from 1983

Placing Table:

Women	Gold	Silver	Bronze	4th	5th	6th	7th	8th
1991	-	-	-	1	-	-	-	-
1993	1	-	-	-	-	-	1	-
1997	-	-	1	-	-	-	-	-
1999	-	1	-	-	-	-	-	-
2001	1	-	-	-	-	-	-	-
2003	1	-	-	-	-	-	-	-
2005	-	-	-	1	-	-	-	-
Totals	3	1	1	2	-	-	1	-

Medallists or Highest Placings:

Men	Kurt Couto	400mH: 2015-7s3
Women	Maria Mutola	800m: 1993-1, 1997-3, 1999-2, 2001-1, 2003-1

MRI / Mauritius

Years Entered: All from 1983

Placing Table:

Men	Gold	Silver	Bronze	4th	5th	6th	7th	8th
2001	-	-	-	1	-	1	-	-
2003	-	-	-	-	2	-	-	-
2005	-	-	-	-	1	-	-	-
Totals	-	-	-	1	3	1	-	-

Highest Placings:

Men	Éric Milazar	400m: 2001-4
Women	Anabelle Lascar	800m: 2009-5h6
	Jane Thondojee	100m: 1991-5h1

MTN / Mauritania

Years Entered: 1987, then all from 1993

Highest Placings:

Men	Mohamed Ghassem Ahmed Taled	100m: 2011-5h2
Women	Boukou Camara	100m: 2011-7h4
	Aminata Kamissoko	100m: 2003-7h7

MYA / Myanmar

Years Entered: 1991 / 1993 / 1995 / 1997 / 1999, then all from 2003

Highest Placings:

Men	Myint Kan	Mar: 1991-27
Women	Kay Khine Lwin	200m: 2007-5h2
	Myint Myint Aye	800m: 2005-5h3

NAM / Namibia

Years Entered: All from 1991

Placing Tables:

Overall	Gold	Silver	Bronze	4th	5th	6th	7th	8th
1991	-	1	-	-	1	-	-	-
1993	1	1	-	-	-	1	-	-
1995	-	1	-	1	-	-	-	-
1997	-	1	-	1	-	-	-	-
2003	-	-	-	-	-	-	1	-
2007	-	-	-	-	-	1	-	-
2019	-	-	1	-	-	-	-	-
Totals	1	4	1	2	1	2	1	-

Men	Gold	Silver	Bronze	4th	5th	6th	7th	8th
1991	-	1	-	-	1	-	-	-
1993	1	1	-	-	-	1	-	-
1995	-	1	-	1	-	-	-	-
1997	-	1	-	1	-	-	-	-
2003	-	-	-	-	-	-	1	-
Totals	1	4	-	2	1	1	1	-

Women	Gold	Silver	Bronze	4th	5th	6th	7th	8th
2007	-	-	-	-	-	1	-	-
2019	-	-	1	-	-	-	-	-
Totals	-	-	1	-	-	1	-	-

Medallists:

Men	Frankie Fredericks	200m: 1991-2, 1993-1 , 1995-2, 1997-2
	Lucketz Swartbooi	Mar: 1993-2
Women	Helalia Johannes	Mar: 2019-3

NCA / Nicaragua

Years Entered: All from 1983

Highest Placings:

Men	William Aguirre	Mar: 1991-28
Women	Dalila Rugama	JT: 2007-29Q
	Lourdes Ruíz	DT: 1991-29Q

NED / Netherlands

Years Entered: All from 1976

Placing Tables:

Overall	Gold	Silver	Bronze	4th	5th	6th	7th	8th
1983	-	1	-	-	-	-	1	1
1987	-	-	-	-	-	1	-	1
1991	-	1	-	-	-	-	-	-
1993	-	-	1	-	-	-	-	-
1995	-	-	-	-	-	1	-	-
1997	-	-	-	-	-	1	-	1
1999	-	-	-	-	-	-	-	1
2001	-	-	-	-	-	1=	-	-
2003	-	-	1	1	-	-	2	1
2005	1	1	-	-	1	-	-	1
2007	-	-	2	-	-	-	-	-
2009	-	-	-	-	1=	-	1	-
2011	-	-	-	-	1	-	-	-
2013	-	1	1	-	2	-	1	1
2015	1	1	1	1	-	-	-	2
2017	1	-	3	-	2	-	2	2
2019	2	-	-	-	-	2	4	-
Totals	5	5	9	2	6+1=	5+1=	11	11

Men	Gold	Silver	Bronze	4th	5th	6th	7th	8th
1983	-	1	-	-	-	-	-	-
1991	-	1	-	-	-	-	-	-
1993	-	-	1	-	-	-	-	-
1997	-	-	-	-	-	1	-	-
1999	-	-	-	-	-	-	-	1
2001	-	-	-	-	-	1=	-	-
2003	-	-	1	-	-	-	2	1
2005	1	1	-	-	1	-	-	-
2007	-	-	2	-	-	-	-	-
2009	-	-	-	-	1=	-	1	-
2011	-	-	-	-	1	-	-	-
2013	-	1	-	-	2	-	1	-
2019	-	-	-	-	-	-	1	-
Totals	1	4	4	-	4+1=	1+1=	5	2

Women	Gold	Silver	Bronze	4th	5th	6th	7th	8th
1983	-	-	-	-	-	-	1	1
1987	-	-	-	-	-	1	-	1
1995	-	-	-	-	-	1	-	-
1997	-	-	-	-	-	-	-	1
2003	-	-	-	1	-	-	-	-
2005	-	-	-	-	-	-	-	1
2013	-	-	1	-	-	-	-	1
2015	1	1	1	1	-	-	-	2
2017	1	-	3	-	2	-	2	2
2019	2	-	-	-	-	2	3	-
Totals	4	1	5	2	2	4	6	9

Medallists:

Men	Timothy Beck	4x100mR: 2003-3
	Rens Blom	PV: 2005-1
	Caimin Douglas	4x100mR: 2003-3
	Troy Douglas	4x100mR: 2003-3
	Rob Druppers	800m: 1983-2
	Ignisious Gaisah	LJ: 2013-2
	Guus Hoogmoed	4x100mR: 2003-3 (ran ht)
	Rutger Smith	SP: 2005-2, 2007-3; DT: 2007-3
	Erik de Bruin	DT: 1991-2
	Albert van Vlaanderen	Mar: 1993-3
	Patrick van Balkom	4x100mR: 2003-3
Women	Sifan Hassan	1500m: 2015-3, 2019-1 ; 5000m: 2017-3; 10,000m: 2019-1

Dafne Schippers	100m: 2015-2, 2017-3; 200m: 2015-1, 2017-1 ; Hep: 2013-3
Anouk Vetter	Hep: 2017-3

NEP / Nepal

Years Entered: 1983 / 1987 / 1991 / 1993 / 1995 / 1997 / 1999
/ 2001 / 2003 / 2007 / 2011 / 2015 / 2017 / 2019

Highest Placings:

Men Krishna Bahadur Basnet Mar: 1991-31
Women Chandra Kala Thapa 100m: 2011-5h1

NFI / Norfolk Island

Years Entered: 1995 / 1997 / 1999 / 2001 / 2007

Highest Placings:

Men Brentt Jones HT: 1995-40Q, 1997-40Q
Women Angela Keogh 20kmW: 2001-27

NGR / Nigeria

Years Entered: All from 1983

Placing Tables:

Overall	Gold	Silver	Bronze	4th	5th	6th	7th	8th
1983	-	-	1	-	-	1	-	1
1987	-	1	-	-	-	3	-	-
1991	-	-	-	2	2	-	1	-
1993	-	-	-	-	3	-	1	-
1995	-	-	1	-	1	4	2	1
1997	-	1	-	-	1	1	2	-
1999	-	1	1	1	-	1	-	1
2001	-	-	-	1	-	1	-	-
2003	-	-	-	1	1	1	-	1
2005	-	-	-	-	-	-	1	-
2007	-	-	-	1	-	-	-	1
2009	-	-	-	-	1	-	-	1
2011	-	-	-	-	2	1	-	1=
2013	-	1	1	-	1	1	-	-
2015	-	-	-	-	-	-	-	2
2017	-	-	-	-	1	-	-	1
2019	-	-	1	1	-	-	-	1
Totals	-	4	5	7	13	14	7	10+1=

Men	Gold	Silver	Bronze	4th	5th	6th	7th	8th
1983	-	-	1	-	-	1	-	1
1987	-	1	-	-	-	2	-	-
1991	-	-	-	1	1	-	-	-
1993	-	-	-	-	1	-	1	-
1995	-	-	1	-	-	1	1	1
1997	-	1	-	-	-	1	-	-
1999	-	-	1	-	-	-	-	-
2003	-	-	-	1	1	1	-	1
2007	-	-	-	1	-	-	-	-
2009	-	-	-	-	-	-	-	1
2015	-	-	-	-	-	-	-	1
2019	-	-	-	-	-	-	-	1
Totals	-	2	3	3	3	6	2	6

Women	Gold	Silver	Bronze	4th	5th	6th	7th	8th
1987	-	-	-	-	-	1	-	-
1991	-	-	-	1	1	-	1	-

1993	-	-	-	-	2	-	-	-
1995	-	-	-	-	1	3	1	-
1997	-	-	-	-	1	-	2	-
1999	-	1	-	1	-	1	-	1
2001	-	-	-	1	-	1	-	-
2005	-	-	-	-	-	-	1	-
2007	-	-	-	-	-	-	-	1
2009	-	-	-	-	1	-	-	-
2011	-	-	-	-	2	1	-	1=
2013	-	1	1	-	1	1	-	-
2015	-	-	-	-	-	-	-	1
2017	-	-	-	-	1	-	-	1
2019	-	-	1	1	-	-	-	-
Totals	-	2	2	4	10	8	5	4+1=

Medallists:

Men	Kunle Adejuyigbe	4x400mR: 1995-3
	Olapade Adeniken	4x100mR: 1997-2
	Ajayi Agbebaku	TJ: 1983-3
	Sunday Bada	4x400mR: 1995-3
	Innocent Egbunike	400m: 1987-2
	Udeme Ekpeyong	4x400mR: 1995-3
	Davidson Ezinwa	4x100mR: 1997-2
	Osmond Ezinwa	4x100mR: 1997-2
	Jude Monye	4x400mR: 1995-3
	Francis Obikwelu	200m: 1999-3; 4x100mR: 1997-2
Women	Glory Alozie	100mH: 1999-2
	Ese Brume	LJ: 2019-3
	Blessing Okagbare	200m: 2013-3; LJ: 2013-2

NIG / Niger

Years Entered: 1991 / 1993 / 1997 / 1999 / 2001 / 2003 / 2007
/ 2009 / 2011 / 2013 / 2019

Highest Placings:

Men Mahamadou Ibrahim 800m: 2003-6h8
Women Aminatou Seyni 200m: 2019-4s1

NMI / Northern Mariana Islands

Years Entered: 1991, then all from 1995

Highest Placings:

Men Fa'ae Talalemotu SP: 1997-32Q
Women Yvonne Bennett 100m: 2011-4h5

NOR / Norway

Years Entered: All from 1980

Placing Tables:

Overall	Gold	Silver	Bronze	4th	5th	6th	7th	8th
1980	-	-	1	-	-	1	-	-
1983	1	-	-	-	1	-	-	-
1987	1	-	-	1	-	-	-	-
1991	-	1	-	-	1	-	1	-
1993	1	-	-	-	-	-	-	-
1995	-	-	1	1=	-	3	-	-
1997	2	-	-	1=	1	-	1	-
1999	-	-	1	1	-	-	-	-
2003	-	-	-	-	-	-	-	1
2005	-	1	-	1	-	-	-	-
2007	-	1	-	1	1	-	-	2

2009	2	-	-	-	-	1	-	-
2011	-	1	-	1	-	1	-	-
2013	-	-	-	-	-	1	-	2
2017	1	-	1	-	-	-	-	-
2019	1	-	-	1	1	1	-	-
Totals	9	4	4	6+2=	5	8	2	5

Men	Gold	Silver	Bronze	4th	5th	6th	7th	8th
1983	-	-	-	-	1	-	-	-
1991	-	1	-	-	-	-	-	-
1995	-	-	1	1=	-	1	-	-
1997	-	-	-	1=	1	-	1	-
1999	-	-	-	1	-	-	-	-
2003	-	-	-	-	-	-	-	1
2005	-	1	-	1	-	-	-	-
2007	-	1	-	-	1	-	-	2
2009	2	-	-	-	-	1	-	-
2011	-	1	-	1	-	-	-	-
2013	-	-	-	-	-	1	-	2
2017	1	-	1	-	-	-	-	-
2019	1	-	-	1	1	1	-	-
Totals	4	4	2	4+2=	4	4	1	5

Women	Gold	Silver	Bronze	4th	5th	6th	7th	8th
1980	-	-	1	-	-	1	-	-
1983	1	-	-	-	-	-	-	-
1987	1	-	-	1	-	-	-	-
1991	-	-	-	-	1	-	1	-
1993	1	-	-	-	-	-	-	-
1995	-	-	-	-	-	2	-	-
1997	2	-	-	-	-	-	-	-
1999	-	-	1	-	-	-	-	-
2007	-	-	-	1	-	-	-	-
2011	-	-	-	-	-	1	-	-
Totals	5	-	2	2	1	4	1	-

Medallists:

Men	Filip Ingebrigtsen	1500m: 2017-3
	Lars Arvid Nilsen	SP: 1991-2
	Trond Nymark	50kmW: 2009-1
	Vebjørn Rodal	800m: 1995-3
	Andreas Thorkildsen	JT: 2005-2, 2007-2, 2009-1, 2011-2
	Karsten Warholm	400mH: 2017-1, 2019-1
Women	Trine Hattestad	JT: 1993-1, 1997-1, 1999-3
	Hanne Haugland	HJ: 1997-1
	Ingrid Kristiansen	3000m: 1980-3; 10,000m: 1987-1
	Grete Waitz	Mar: 1983-1

NRU / Nauru

Years Entered: All from 1983

Highest Placings:

Men	Jonah Harris	100m: 2019-4h4
Women	Lovelite Detenamo	100m: 2011-5q5

NZL / New Zealand

Years Entered: All from 1980

Placing Tables:

Overall	Gold	Silver	Bronze	4th	5th	6th	7th	8th
1987	-	-	-	-	-	1	-	-
1991	-	-	-	1	-	1	-	-
1997	1	-	-	-	-	1	-	-

1999	-	-	-	-	1	-	1	-
2003	-	-	-	-	1	-	-	-
2005	-	1	-	1	-	-	-	-
2007	1	-	-	1	-	-	-	-
2009	1	-	-	-	-	-	-	1
2011	1	-	-	-	-	-	-	-
2013	1	-	-	-	-	-	-	-
2015	-	-	-	1	-	1	-	1
2017	1	-	-	-	-	-	1	-
2019	-	-	1	-	-	-	1	-
Totals	6	1	1	4	2	4	3	2

Men	Gold	Silver	Bronze	4th	5th	6th	7th	8th
1987	-	-	-	-	-	1	-	-
1991	-	-	-	1	-	1	-	-
1999	-	-	-	-	-	-	1	-
2015	-	-	-	1	-	1	-	1
2017	1	-	-	-	-	-	1	-
2019	-	-	1	-	-	-	1	-
Totals	1	-	1	2	-	3	3	1

Women	Gold	Silver	Bronze	4th	5th	6th	7th	8th
1997	1	-	-	-	-	1	-	-
1999	-	-	-	-	1	-	-	-
2003	-	-	-	-	1	-	-	-
2005	-	1	-	1	-	-	-	-
2007	1	-	-	1	-	-	-	-
2009	1	-	-	-	-	-	-	1
2011	1	-	-	-	-	-	-	-
2013	1	-	-	-	-	-	-	-
Totals	5	1	-	2	2	1	-	1

Medallists:

Men	Tomas Walsh	SP: 2017-1
Women	Beatrice Faumuina	DT: 1997-1
	Valerie Vili/Adams	SP: 2005-2, 2007-1, 2009-1, 2011-1, 2013-1

OMA / Oman

Years Entered: 1983 / 1987 / 1993 / 1995 / 1997 / 1999 / 2001 / 2003 / 2009 / 2011 / 2013 / 2015 / 2017 / 2019

Highest Placings:

Men	Barakat Al-Harathi	100m: 2015-5q4
Women	No competitors	

PAK / Pakistan

Years Entered: 1983 / 1991 / 1993 / 1995 / 1997, then all from 2001

Highest Placings:

Men	Arshad Nadeem	JT: 2019-16Q
Women	Rozina Shafqat	400m: 2009-4h4

PAN / Panama

Years Entered: All from 1983

Placing Table:

Men	Gold	Silver	Bronze	4th	5th	6th	7th	8th
2005	-	-	-	-	-	1	1	-
2007	1	-	-	-	-	-	-	-

2009	-	1	-	-	-	-	-	-
2015	-	-	-	1	-	-	-	-
Totals	1	1	-	1	-	1	1	-

Medallists or Highest Placings:

Men	Alonso Edward	200m: 2009-2
	Irving Saladino	LJ: 2007-1
Women	Gianna Woodruff	400mH: 2019-6s3

PAR / Paraguay**Years Entered:** All from 1983**Highest Placings:**

Men	Ramon Jiménez-Gaona	DT: 1993-15Q
Women	Leryn Franco	JT: 2003-24Q

PER / Peru**Years Entered:** All from 1983**Placing Table:**

Women	Gold	Silver	Bronze	4th	5th	6th	7th	8th
2017	-	-	-	-	-	-	1	-
Totals	-	-	-	-	-	-	1	-

Highest Placings:

Men	Jorge McFarlane	LJ: 2011-26Q
Women	Kimberly García	20kmW: 2017-7

PHI / Philippines**Years Entered:** 1983 / 1987 / 1991 / 1993 / 1995 / 1997, then all from 2001**Highest Placings:**

Men	Ernest Obiena	PV: 2019-15=Q
Women	Marestella Torres	LJ: 2005-15Q

PLE / Palestine**Years Entered:** 1983 / 1987, then all from 1993**Highest Placings:**

Men	Mohamed Abu Khousa	100m: 2013-5h4
Women	Nabeela Mabrouk	SP: 1995-25Q

PLW / Palau**Years Entered:** All from 1997**Highest Placings:**

Men	Rodman Teltul	100m: 2015-7q2
Women	Ngerak Florencio	100m: 2003-6h6
	Peoria Koshiba	100m: 2001-6h4
	Bella Reklai	100m: 2009-6h4

PNG / Papua New Guinea**Years Entered:** All from 1983**Highest Placings:**

Men	Paiwa Bogela	400mH: 1983-6h1
	Mowen Boino	400mH: 2001-6h3, 2007-6h4, 2013-6h4
	Peter Pulu	100m: 1995-6h6
	Ivan Wakit	400mH: 1999-6h5
Women	Elanga Buala	400m: 1983-6q2

POL / Poland**Years Entered:** 1976, then all from 1983**Placing Tables:**

Overall	Gold	Silver	Bronze	4th	5th	6th	7th	8th
1983	2	1	1	1	-	1	-	2+1=
1987	-	-	-	2	1	-	1	-
1991	1	-	-	2	1	2	-	1
1993	-	1	-	-	1	1	1	2
1995	-	-	2	1	1	1	1	1=
1997	1	1	1	1	1	-	-	1
1999	1	-	-	-	4	-	3	1
2001	2	-	3	1	1	2	1	1
2003	1	-	-	1=	3	2	2	1
2005	-	2	-	2	1	1+1=	4	2
2007	-	-	3	3	-	2	2	3
2009	2	3+1=	2+1=	1	1	-	1	1
2011	1	-	1	4	1	1	2	1
2013	2	1	-	1	2	2+1=	2	1
2015	3	1	2+2=	1	-	1	2	1
2017	2	2	4	-	3	5	3	1
2019	1	2	2+1=	-	2	1	2	1
Totals	19	14+1=	21+4=	20+1=	23	22+2=	27	20+2=

Men	Gold	Silver	Bronze	4th	5th	6th	7th	8th
1983	2	1	1	1	-	1	-	1+1=
1987	-	-	-	2	1	-	-	-
1991	-	-	-	1	1	-	-	-
1993	-	1	-	-	-	-	-	-
1995	-	-	2	-	1	-	-	1=
1997	1	1	1	-	1	-	-	-
1999	1	-	-	-	3	-	-	-
2001	2	-	2	-	-	2	-	1
2003	1	-	-	-	1	1	1	-
2005	-	1	-	-	1	-	3	-
2007	-	-	2	1	-	-	2	-
2009	-	3	1+1=	-	1	-	-	1
2011	1	-	-	3	-	1	2	1
2013	1	1	-	1	1	2	1	1
2015	2	1	2+2=	-	-	1	1	-
2017	1	2	1	-	3	2	2	1
2019	1	-	2+1=	-	-	1	1	-
Totals	13	11	14+4=	9	14	11	13	6+2=

Women	Gold	Silver	Bronze	4th	5th	6th	7th	8th
1983	-	-	-	-	-	-	-	1
1987	-	-	-	-	-	-	1	-
1991	1	-	-	1	-	2	-	1
1993	-	-	-	-	1	1	1	2
1995	-	-	-	1	-	1	1	-
1997	-	-	-	1	-	-	-	1
1999	-	-	-	-	1	-	3	1
2001	-	-	1	1	1	-	1	-
2003	-	-	-	1=	2	1	1	1
2005	-	1	-	2	-	1+1=	1	2
2007	-	-	1	2	-	2	-	3
2009	2	1=	1	1	-	-	1	-
2011	-	-	1	1	1	-	-	-
2013	1	-	-	-	1	1=	1	-

2015	1	-	-	1	-	-	1	1
2017	1	-	3	-	-	3	1	-
2019	-	2	-	-	1	-	1	1
Totals	6	3+1=	7	11+1=	8	11+2=	14	14

Uni	Gold	Silver	Bronze	4th	5th	6th	7th	8th
2019	-	-	-	-	1	-	-	-
Totals	-	-	-	-	1	-	-	-

Medallists:

Men	Witold Banka	4x400mR: 2007-3 (ran ht)
	Sylwester Bednarek	HJ: 2009-3=
	Jacek Bocian	4x400mR: 1999-1, 2001-3 (ran ht)
	Paweł Czapiewski	800m: 2001-3
	Tomasz Czubak	4x400mR: 1997-3, 1999-1
	Daniel Dąbrowski	4x400mR: 2007-3
	Piotr Długosielski	4x400mR: 1999-1 (ran ht), 2001-3
	Paweł Fajdek	HT: 2013-1, 2015-1, 2017-1, 2019-1
	Piotr Haczek	4x400mR: 1997-3, 1999-1, 2001-3
	Zdzisław Hoffmann	TJ: 1983-1
	Robert Korzeniowski	50kmW: 1995-3, 1997-1, 2001-1, 2003-1
	Kacper Kozłowski	4x400mR: 2007-3
	Adam Kszczot	800m: 2015-2, 2017-2
	Zdzisław Kwasny	HT: 1983-3
	Marcin Lewandowski	1500m: 2019-3
	Piotr Lisek	PV: 2015-3=, 2017-2, 2019-3
	Robert Maćkowiak	4x400mR: 1997-3, 1999-1
	Tomasz Majewski	SP: 2009-2
	Piotr Małachowski	DT: 2009-2, 2013-2, 2015-1
	Bogusław Mamiński	3000mSC: 1983-2
	Marcin Marciniszyn	4x400mR: 2007-3
	Wojciech Nowicki	HT: 2015-3, 2017-3, 2019-3=
	Artur Partyka	HJ: 1993-2, 1995-3, 1997-2
	Marek Plawgo	400mH: 2007-3; 4x400mR: 2007-3
	Piotr Rysiukiewicz	4x400mR: 1997-3, 2001-3
	Edward Sarul	SP: 1983-1
	Grzegorz Sudol	50kmW: 2009-3
	Robert Urbanek	DT: 2015-3
	Rafał Wieruszewski	4x400mR: 2001-3, 2007-3 (ran ht)
	Paweł Wojciechowski	PV: 2011-1, 2015-3=
	Szymon Ziółkowski	HT: 2001-1, 2005-2, 2009-2
Women	Iga Baumgart	4x400mR: 2017-3, 2019-2
	Kamila Chudzik	Hep: 2009-3
	Martyna Dąbrowska	4x400mR: 2017-3 (ran ht)
	Joanna Fiodorow	HT: 2019-2
	Aleksandra Gaworska	4x400mR: 2017-3
	Małgorzata Hołub-Kowalik	4x400mR: 2017-3, 2019-2
	Anna Jesień	400mH: 2007-3
	Anna Kielbasinska	4x400mR: 2019-2 (ran ht)
	Malwina Kopron	HT: 2017-3
	Kamila Lićwinko	HJ: 2017-3
	Wanda Panfil	Mar: 1991-1
	Monika Pyrek	PV: 2001-3, 2005-2, 2009-2=
	Anna Rogowska	PV: 2009-1
	Justyna Święty-Ersetic	4x400mR: 2017-3, 2019-2
	Karolina Tymirńska	Hep: 2011-3
	Anita Włodarczyk	HT: 2009-1, 2013-1, 2015-1, 2017-1
	Patrycja Wyciszekiewicz	4x400mR: 2017-3 (ran ht), 2019-2

POR / Portugal

Years Entered: All from 1980

Placing Tables:

Overall	Gold	Silver	Bronze	4th	5th	6th	7th	8th
1983	-	-	-	1	-	1	-	-
1987	1	1	-	-	-	-	1	1
1991	-	-	-	-	1	1	1	1
1993	-	1	-	-	-	1	1	-
1995	2	1	1	-	-	-	-	1
1997	1	2	1	-	-	2	-	-
1999	-	-	-	2	2	-	1	-
2001	-	-	1	1	-	-	1	-
2003	-	-	-	1	1	-	-	-
2005	-	-	2	1	-	-	1	-
2007	1	-	-	1	1	-	1	-
2009	-	1	1	1	-	1	-	-
2011	-	-	-	1	3	-	-	2
2013	-	-	1	-	-	1	-	-
2015	-	-	1	1	-	-	-	-
2017	1	-	1	-	-	1	-	-
2019	-	1	-	1	-	-	-	1
Totals	6	7	9	11	8	8	7	6

Men	Gold	Silver	Bronze	4th	5th	6th	7th	8th
1983	-	-	-	-	-	1	-	-
1987	-	1	-	-	-	-	-	1
1991	-	-	-	-	1	1	-	1
1995	-	-	-	-	-	-	-	1
1997	-	-	-	-	-	1	-	-
1999	-	-	-	1	1	-	-	-
2001	-	-	1	-	-	-	1	-
2003	-	-	-	1	1	-	-	-
2005	-	-	1	1	-	-	-	-
2007	1	-	-	-	-	-	-	-
2009	-	1	-	-	-	-	-	-
2011	-	-	-	-	2	-	-	-
2013	-	-	1	-	-	-	-	-
2015	-	-	1	-	-	-	-	-
2017	-	-	1	-	-	-	-	-
2019	-	1	-	1	-	-	-	-
Totals	1	3	5	4	5	3	1	3

Women	Gold	Silver	Bronze	4th	5th	6th	7th	8th
1983	-	-	-	1	-	-	-	-
1987	1	-	-	-	-	-	1	-
1991	-	-	-	-	-	-	1	-
1993	-	1	-	-	-	1	1	-
1995	2	1	1	-	-	-	-	-
1997	1	2	1	-	-	1	-	-
1999	-	-	-	1	1	-	1	-
2001	-	-	-	1	-	-	-	-
2005	-	-	1	-	-	-	1	-
2007	-	-	-	1	1	-	1	-
2009	-	-	1	1	-	1	-	-
2011	-	-	-	1	1	-	-	2
2013	-	-	-	-	-	1	-	-
2015	-	-	-	1	-	-	-	-
2017	1	-	-	-	-	1	-	-
2019	-	-	-	-	-	-	-	1
Totals	5	4	4	7	3	5	6	3

Medallists:

Men	Carlos Calado	LJ: 2001-3
	Domingos Castro	5000m: 1987-2
	Rui Silva	1500m: 2005-3
	João Vieira	20kmW: 2013-3; 50kmW: 2019-2
	Nelson Évora	TJ: 2007-1, 2009-2, 2015-3, 2017-3

Women	Susana Feitór	20kmW: 2005-3
	Naide Gomes	LJ: 2009-3
	Inês Henriques	50kmW: 2017-1
	Manuela Machado	Mar: 1993-2, 1995-1 , 1997-2
	Rosa Mota	Mar: 1987-1
	Fernanda Ribeiro	5000m: 1995-2, 1997-3; 10,000m: 1995-1 , 1997-2
	Carla Sacramento	1500m: 1995-3 , 1997-1

PRK / PDR of Korea

Years Entered: 1983 / 1999 / 2003 / 2005 / 2009 / 2013 / 2015 / 2017 / 2019

Placing Table:

Women	Gold	Silver	Bronze	4th	5th	6th	7th	8th
1999	1	-	-	-	-	-	-	-
2003	-	-	-	-	1	-	-	-
2013	-	-	-	-	-	-	-	1
2019	-	-	-	-	-	-	-	1
Totals	1	-	-	-	1	-	-	2

Medallists or Highest Placings:

Men	Pak Chol	Mar: 2015-11
Women	Yong Song-Ok	Mar: 1999-1

PUR / Puerto Rico

Years Entered: All from 1983

Placing Table:

Men	Gold	Silver	Bronze	4th	5th	6th	7th	8th
2009	-	1	-	-	-	-	-	-
2011	-	1	-	-	-	-	-	-
2013	-	-	-	-	-	1	-	-
2019	-	-	-	-	1	-	-	-
Totals	-	2	-	-	1	1	-	-

Medallists or Highest Placings:

Men	Javier Culson	400mH: 2009-2, 2011-2
Women	Grace Claxton	400mH: 2017-5s3

PYF / Polynesie Française (Tahiti up to 2001)

Years Entered: 1993, then all from 1997

Highest Placings:

Men	Gordon Barff	DT: 1993-29Q
Women	Marie-Jeanne Ceran-Jerusalemly	100m: 2001-5h6

QAT / Qatar

Years Entered: All from 1983

Placing Table:

Men	Gold	Silver	Bronze	4th	5th	6th	7th	8th
1993	-	-	-	1	-	-	-	-
1995	-	-	-	-	-	-	1	-
1997	-	-	-	-	-	1	-	-
2001	-	-	-	-	-	-	1	-
2003	1	-	-	1	-	-	1	-
2005	1	-	-	-	-	-	-	-
2007	-	1	-	-	-	-	-	-
2009	-	-	1	-	-	-	-	-
2011	-	-	-	-	-	-	1	1

2013	-	1	-	-	-	-	-	-
2015	-	-	-	1	-	1	1	-
2017	1	-	1	-	-	-	1	-
2019	1	-	1	-	-	-	-	-
Totals	4	2	3	3	-	2	6	1

Medallists or Highest Placings:

Men	Mutaz Issa Barshim	HJ: 2013-2 , 2017-1 , 2019-1
	Abdalelah Haroun	400m: 2017-3
	James Kwalia	5000m: 2009-3
	Abderrahmane Samba	400mH: 2019-3
	Saif Saaed Shaheen	3000mSC: 2003-1 , 2005-1
	Mubarak Hassan Shami	Mar: 2007-2
Women	Mariam Mamdouh Farid	400mH: 2019-7h1

ROU / Romania

Years Entered: All from 1983

Placing Tables:

Overall	Gold	Silver	Bronze	4th	5th	6th	7th	8th
1983	-	1	-	-	1	3	-	2
1987	-	1	1	-	1	2	-	1
1991	-	1	1	1	2	1	-	-
1993	-	-	1	1+1=	-	-	2	1
1995	-	2	-	1	2	1	1	-
1997	1	1	1	-	1	-	-	-
1999	2	-	2	1	-	1	-	2
2001	2	2	-	-	1	3	1=	1
2003	-	-	-	1	1	1	-	-
2005	-	-	2	-	1	-	1	1
2007	-	-	1	-	1	2	-	-
2009	-	-	2	-	-	1	-	1
2011	-	-	-	-	-	1	-	1
2013	-	-	-	-	-	2	-	1
2015	-	-	-	-	-	1	-	-
2019	-	-	-	1	-	1	-	-
Totals	5	8	11	6+1=	11	20	4+1=	11

Men	Gold	Silver	Bronze	4th	5th	6th	7th	8th
1987	-	-	-	-	-	1	-	-
1991	-	-	-	-	1	-	-	-
1993	-	-	-	1	-	-	-	-
1995	-	-	-	-	1	1	-	-
1999	-	-	-	-	-	-	-	1
2005	-	-	1	-	-	-	-	-
2013	-	-	-	-	-	1	-	-
2015	-	-	-	-	-	1	-	-
2019	-	-	-	1	-	-	-	-
Totals	-	-	1	2	2	4	-	1

Women	Gold	Silver	Bronze	4th	5th	6th	7th	8th
1983	-	1	-	-	1	3	-	2
1987	-	1	1	-	1	1	-	1
1991	-	1	1	1	1	1	-	-
1993	-	-	1	1=	-	-	2	1
1995	-	2	-	1	1	-	1	-
1997	1	1	1	-	1	-	-	-
1999	2	-	2	1	-	1	-	1
2001	2	2	-	-	1	3	1=	1
2003	-	-	-	1	1	1	-	-
2005	-	-	1	-	1	-	1	1
2007	-	-	1	-	1	2	-	-
2009	-	-	2	-	-	1	-	1
2011	-	-	-	-	-	1	-	1
2013	-	-	-	-	-	1	-	1
2019	-	-	-	-	-	1	-	-
Totals	5	8	10	4+1=	9	16	4+1=	10

Medallists:

Men	Marian Oprea	TJ: 2005-3
Women	Anuța Cătună	Mar: 1995-2
	Anișoara Cușmir	LJ: 1983-2
	Nicoleta Grasu	DT: 1999-3, 2001-2, 2007-3, 2009-3
	Ella Kovacs	800m: 1991-3, 1993-3
	Rodica Mateescu	TJ: 1997-2
	Doina Melinte	1500m: 1987-3
	Mihaela Melinte	HT: 1999-1
	Liliana Nastase	Hep: 1991-2
	Maricica Puică	3000m: 1987-2
	Lidia Șimon	Mar: 1997-3, 1999-3, 2001-1
	Monica Stoian	JT: 2009-3
	Gabriela Szabo	1500m: 2001-1; 5000m: 1997-1, 1999-1
	Violeta Szekely	1500m: 2001-2
	Felicia Tilea	JT: 1995-2
	Constantina Tomescu-Diță	Mar: 2005-3

RSA / South Africa

Years Entered: All from 1993

Placing Tables:

Overall	Gold	Silver	Bronze	4th	5th	6th	7th	8th
1993	-	-	-	-	1	-	1	1
1995	-	-	-	1	1	-	-	1
1997	1	1	-	1	-	-	-	1
1999	-	1	1	-	-	1	-	-
2001	2	-	-	-	-	1	-	3
2003	2	1	1	-	-	1	2	2
2005	-	-	-	-	-	2	1	-
2007	-	-	-	-	1	1	1	-
2009	2	1	-	-	-	-	-	-
2011	1	2	1	-	2	-	-	-
2013	-	-	1	-	1	2	1	-
2015	1	-	2	-	-	-	1	-
2017	3	1	2	1	1	-	-	-
2019	-	-	-	2	3	-	-	-
Totals	12	7	8	5	10	8	7	8

Men	Gold	Silver	Bronze	4th	5th	6th	7th	8th
1993	-	-	-	-	1	-	-	1
1995	-	-	-	1	-	-	-	-
1997	1	1	-	1	-	-	-	-
1999	-	1	1	-	-	1	-	-
2001	1	-	-	-	-	1	-	3
2003	1	1	1	-	-	1	2	1
2005	-	-	-	-	-	2	1	-
2007	-	-	-	-	1	1	1	-
2009	1	1	-	-	-	-	-	-
2011	-	1	1	-	2	-	-	-
2013	-	-	1	-	1	1	1	-
2015	1	-	1	-	-	-	-	-
2017	2	1	1	1	1	-	-	-
2019	-	-	-	2	3	-	-	-
Totals	7	6	6	5	9	7	5	5

Women	Gold	Silver	Bronze	4th	5th	6th	7th	8th
1993	-	-	-	-	-	-	1	-
1995	-	-	-	-	1	-	-	1
1997	-	-	-	-	-	-	-	1
2001	1	-	-	-	-	-	-	-
2003	1	-	-	-	-	-	-	1
2009	1	-	-	-	-	-	-	-
2011	1	1	-	-	-	-	-	-

2013	-	-	-	-	-	1	-	-
2015	-	-	1	-	-	-	1	-
2017	1	-	1	-	-	-	-	-
Totals	5	1	2	-	1	1	2	3

Medallists:

Men	Adriaan Botha	4x400mR: 1999-3
	Okkert Brits	PV: 2003-2
	Marius Corbett	JT: 1997-1
	Johan Cronje	1500m: 2013-3
	Corne Du Plessis	4x100mR: 2001-1
	Jacques Freitag	HJ: 2003-1
	Llewellyn Herbert	400mH: 1997-2
	Anaso Jobodwana	200m: 2015-3
	Arnaud Malherbe	4x400mR: 1999-3
	Luvo Manyonga	LJ: 2017-1
	Ofentse Mogawane	4x400mR: 2011-2
	Hendrik Mokganyetsi	4x400mR: 1999-3
	Khotso Mokoena	LJ: 2009-2
	Mbulaeni Mulaudzi	800m: 2003-3, 2009-1
	Morne Nagel	4x100mR: 2001-1
	Lee-Roy Newton	4x100mR: 2001-1
	Oscar Pistorius	4x400mR: 2011-2 (ran ht)
	Matthew Quinn	4x100mR: 2001-1
	Ruswahl Samaai	LJ: 2017-3
	Hezekiel Sepeng	800m: 1999-2
	Wayde Van Niekerk	200m: 2017-2; 400m: 2015-1, 2017-1
	Shane Victor	4x400mR: 2011-2
	Willem de Beer	4x400mR: 2011-2
	Jopie van Oudtshoorn	4x400mR: 1999-3
	Louis van Zyl	400mH: 2011-3; 4x400mR: 2011-2
Women	Hestrie Cloete	HJ: 2001-1, 2003-1
	Caster Semenya	800m: 2009-1, 2011-1, 2017-1; 1500m: 2017-3
	Sunette Viljoen	JT: 2011-2, 2015-3

RUS / Russia

Years Entered: 1993-2015

As ANA / Authorised Neutral Athletes in 2017 & 2019
See also USSR for 1976-1991**Placing Tables:**

Overall	Gold	Silver	Bronze	4th	5th	6th	7th	8th
1993	3	8	3+2=	4+1=	5	6	3	3
1995	1	4	7	6	4	2	7	4
1997	1	3+1=	3	6	2+1=	3	4	4
1999	5	4	3	3	3	2	1	5
2001	5	5+2=	6	3+1=	3	4	2	3
2003	7	7	5	9	3	6	1	5
2005	7	6+1=	4	5	5	5	4	2
2007	4	6+1=	3	6	5	4+1=	4	2
2009	2	-	5	4	3	2	3+1=	2
2011	3	1	3	4	2+1=	5	1	3
2013	2	1+1=	3	2	2+1=	4	3	4+1=
2015	2	1	1	2	3	1	2	2
2017 ^{ANA}	1	5	-	1	1	1=	-	1
2019 ^{ANA}	2	3	1	1	-	-	-	-
Totals	45	54+6=	47+2=	56+2=	41+3=	44+2=	35+1=	40+1=

Men	Gold	Silver	Bronze	4th	5th	6th	7th	8th
1993	-	3	1+2=	1	2	3	1	1
1995	-	1	-	2	1	1	4	2
1997	-	2	2	2	1	2	2	1
1999	3	1	-	-	2	-	-	2
2001	1	1+2=	3	1+1=	2	1	1	-

2003	1	2	1	2	1	2	-	2
2005	1	2+1=	2	1	3	1	2	1
2007	-	1	1	3	2	2	-	-
2009	1	-	1	2	1	-	2	1
2011	1	1	1	1	1=	2	-	2
2013	1	-	2	1	1	1	-	3
2015	1	1	-	1	3	1	1	2
2017 ^{ANA}	-	4	-	1	1	1=	-	-
2019 ^{ANA}	-	3	1	1	-	-	-	-
Totals	10	22+3=	15+2=	19+1=	20+1=	16+1=	13	17

Women	Gold	Silver	Bronze	4th	5th	6th	7th	8th
1993	3	5	2	3+1=	3	3	2	2
1995	1	3	7	4	3	1	3	2
1997	1	1+1=	1	4	1+1=	1	2	3
1999	2	3	3	3	1	2	1	3
2001	4	4	3	2	1	3	1	3
2003	6	5	4	7	2	4	1	3
2005	6	4	2	4	2	4	2	1
2007	4	5+1=	2	3	3	2+1=	4	2
2009	1	-	4	2	2	2	1+1=	1
2011	2	-	2	3	2	3	1	1
2013	1	1+1=	1	1	1+1=	3	3	1+1=
2015	1	-	1	1	-	-	1	-
2017 ^{ANA}	1	1	-	-	-	-	-	1
2019 ^{ANA}	2	-	-	-	-	-	-	-
Totals	35	32+3=	32	37+1=	21+2=	28+1=	22+1=	23+1=

Medallists:

Men

ANA	Mikhail Akimenko	HJ: 2019-2
RUS	Yuriy Borzakovskiy	800m: 2003-2, 2005-2, 2007-3, 2011-3
RUS	Viktor Burayev	20kmW: 2001-3
RUS	Aleksey Dmitrik	HJ: 2011-2
RUS	Pavel Gerasimov	PV: 2005-3
ANA	Ilya Ivanyuk	HJ: 2019-3
RUS	Sergey Kirdyapkin ✕	50kmW: 2005-1
RUS	Ilya Konovalov	HT: 2001-3
RUS	Denis Kudryavtsev	400mH: 2015-2
ANA	Danil Lysenko	HJ: 2017-2
RUS	Sergey Makarov	JT: 2003-1, 2005-3
RUS	Ilya Markov	20kmW: 1999-1, 2001-2
RUS	Nikolay Matyukhin	50kmW: 1999-2
RUS	Aleksandr Menkov	LJ: 2013-1
ANA	Vasiliy Mizinov	20kmW: 2019-2
RUS	Denis Nizhegorodov	50kmW: 2011-1
ANA	Valeriy Pronkin	HT: 2017-2
RUS	Roman Rasskazov	20kmW: 2001-1, 2003-3
RUS	Yaroslav Rybakov	HJ: 2001-2=, 2005-2=, 2007-2, 2009-1
RUS	Mikhail Shchennikov	20kmW: 1997-2
RUS	Dmitriy Shevchenko	DT: 1993-2
ANA	Sergey Shirobokov	20kmW: 2017-2
RUS/ANA	Sergey Shubenkov	110mH: 2013-3, 2015-1, 2017-2, 2019-2
RUS	Vasiliy Sidorenko	HT: 1997-3
RUS	German Skurygin ✕	50kmW: 2003-2
RUS	Kiril Sosunov	LJ: 1997-3
RUS	Igor Spasovkhodskiy	TJ: 2001-3
RUS	Valeriy Spitsyn	50kmW: 1993-3
RUS	Dmitri Tarabin	JT: 2013-3
RUS	Stanislav Tarasenko	LJ: 1993-2
RUS	Maksim Tarasov	PV: 1993-3=, 1995-2, 1997-2, 1999-1
RUS	Igor Trandenkov	PV: 1993-3=
RUS	Leonid Voloshin	TJ: 1993-2
RUS	Vyacheslav Voronin	HJ: 1999-1, 2001-2=
RUS	Aleksey Voyevodin	50kmW: 2005-2
RUS	Aleksey Zagornyi	HT: 2009-3

Women

RUS	Mariya Abakumova ✕	JT: 2013-3
RUS	Yelena Afanasyeva	800m: 1997-2
RUS	Tatyana Alekseyeva	4x400mR: 1993-2
RUS	Yelena Andreyeva	4x400mR: 1995-2
RUS	Tatyana Andrianova	800m: 2005-3
RUS	Natalya Antyukh	400mH: 2011-3; 4x400mR: 2005-1
RUS	Marina Azyabina	100mH: 1993-2
RUS	Yekaterina Bakhvalova	4x400mR: 1999-1 (ran ht)
RUS	Anna Biryukova	TJ: 1993-1, 1995-3
RUS	Olga Bogoslovskaya	4x100mR: 1993-1
RUS	Tatyana Chebykina	4x400mR: 1995-2, 1999-1
RUS	Yolanda Chen	TJ: 1993-2
RUS	Olga Chernyavskaya	DT: 1993-1, 1995-3
RUS	Anna Chicherova ✕	HJ: 2007-2=, 2011-1, 2013-2=, 2015-3
RUS	Svetlana Feofanova	PV: 2001-2, 2003-1, 2007-3, 2011-3
RUS	Yuliya Filipova	100mH: 1995-3
RUS	Tatyana Firova	4x400mR: 2005-1 (ran ht)
RUS	Olga Fyodorova	4x100mR: 2003-3
RUS	Lyudmila Galkina	LJ: 1997-1
RUS	Yelena Golesheva	4x400mR: 1993-2 (ran ht)
RUS	Svetlana Goncharenko	4x400mR: 1995-2, 1999-1, 2003-2 (ran ht)
RUS	Natalya Gorelova	1500m: 2001-3
RUS	Lyubov Gurina	800m: 1993-2
RUS	Yelena Isinbaeva	PV: 2003-3, 2005-1, 2007-1, 2013-1
RUS	Olimpiada Ivanova ✕	20kmW: 2001-1, 2005-1
RUS	Olga Kaliturina	HJ: 1997-2=
RUS	Olga Kaniskina	20kmW: 2007-1
RUS	Anastasiya Kapachinskaya ✕	200m: 2003-1; 4x400mR: 2001-3, 2003-2
RUS	Natalya Khrushchelyova	800m: 2003-3
RUS	Anisya Kirdyapkina ✕	20kmW: 2009-3
RUS	Marina Kislova	4x100mR: 2003-3
ANA	Darya Klishina	LJ: 2017-2
RUS	Lyudmila Kolchanova	LJ: 2007-2
RUS	Yekaterina Koneva	TJ: 2013-2
RUS	Olga Kotlyarova	4x400mR: 1999-1
RUS	Tatyana Kotova ✕	LJ: 2001-2, 2003-2, 2007-3
RUS	Olesya Krasnomovets	4x400mR: 2005-1
RUS	Svetlana Krivelyova	SP: 1993-2, 1999-3, 2003-1
RUS	Antonina Krivoshepa	400m: 2009-3
RUS	Larisa Kruglova	4x100mR: 2003-3
RUS	Marina Kuptsova	HJ: 2003-2
RUS	Olga Kuzenkova ✕	HT: 1999-2, 2001-2, 2003-2
RUS	Svetlana Lapina	HJ: 1999-3
RUS/ANA	Mariya Kuchina/Lasitskené	HJ: 2015-1, 2017-1, 2019-1
RUS	Tatyana Lebedeva ✕	LJ: 2007-1; TJ: 2001-1, 2003-1, 2007-2
RUS	Tatyana Lysenko ✕	HT: 2005-2, 2011-1
RUS	Galina Malchugina	200m: 1995-3; 4x100mR: 1993-1
RUS	Svetlana Masterkova	800m: 1999-3; 1500m: 1999-1
RUS	Svetlana Moskalets	Hep: 1995-2
RUS	Irina Mushailova	LJ: 1995-3
RUS	Natalya Nazarova	4x400mR: 1999-1, 2003-2
RUS	Yelena Nikolayeva	10kmW: 1995-3; 20kmW: 2003-1
RUS	Yuliya Pechonkina	400mH: 2001-2, 2003-3, 2005-1, 2007-2; 4x400mR: 2001-3, 2003-2, 2005-1
RUS	Tatyana Petrova	3000mSC: 2007-2
RUS	Margarita Ponomaryova	400mH: 1993-3; 4x400mR: 1993-2
RUS	Svetlana Pospelova	4x400mR: 2003-2 (ran ht), 2005-1

RUS	Irina Privalova	100m: 1995-3; 200m: 1993-3, 1995-2; 4x100mR: 1993-1 ; 4x400mR: 1993-2
RUS	Yelena Prokhorova	Hep: 2001-1
RUS	Anna Pyatykh X	TJ: 2005-3, 2009-3
RUS	Irina Rosikhina	4x400mR: 2001-3
RUS	Yelena Ruzina	4x400mR: 1993-2
RUS	Olga Ryabinkina	SP: 2005-1
RUS	Natalya Sadova X	DT: 1997-3, 2005-2
RUS	Gulnara Samitova-Galkina	3000mSC: 2009-3
RUS	Natalya Sharova	4x400mR: 1999-1 (ran ht)
RUS	Tatyana Shemyakina	20kmW: 2007-2
RUS	Natalya Shevtsova	4x400mR: 2001-3 (ran ht)
RUS	Tatyana Shikolenko	JT: 1999-2, 2003-2
ANA	Anzhelika Sidorova	PV: 2019-1
RUS	Yuliya Sotnikova	4x400mR: 1995-2
RUS	Irina Stankina	10kmW: 1995-1
RUS	Vera Sychugova	4x400mR: 1993-2 (ran ht)
RUS	Yuliya Tabakova	4x100mR: 2003-3
RUS	Tatyana Tomashova	1500m: 2003-1, 2005-1
RUS	Marina Trandenkova	4x100mR: 1993-1 (ran ht)
RUS	Yekaterina Volkova	3000mSC: 2005-2, 2007-1
RUS	Natalya Voronova	4x100mR: 1993-1
RUS	Olga Yegorova	1500m: 2005-2; 5000m: 2001-1
RUS	Yelena Yelesina	HJ: 1999-2
RUS	Svetlana Zakharova	Mar: 2001-3
RUS	Tatyana Zakharova	4x400mR: 1995-2 (ran ht)
RUS	Yuliya Zarudneva/Zaripova X	3000mSC: 2009-1
RUS	Olesya Zykina	4x400mR: 2001-3, 2003-2, 2005-1 (ran ht)

RWA / Rwanda

Years Entered: All from 1983

Placing Table:

Men	Gold	Silver	Bronze	4th	5th	6th	7th	8th
1991	-	-	-	-	-	-	1	-
Totals	-	-	-	-	-	-	1	-

Highest Placings:

Men	Mathias Ntawulikura	10,000m: 1991-7
Women	Marcianne Mukamurenzi	1500m: 1983-6h2

SAM / Samoa

Years Entered: All from 1983

Highest Placings:

Men	Jeremy Dodson	200m: 2015-6s2
Women	Mary Curry	SP: 1995-24Q

SCG / Serbia & Montenegro

Years Entered: 2003 / 2005

Placing Table:

Women	Gold	Silver	Bronze	4th	5th	6th	7th	8th
2003	-	-	-	-	-	-	-	1
2005	-	-	-	-	-	-	1	-
Totals	-	-	-	-	-	-	1	1

Highest Placings:

Men	Dragutin Topić	HJ: 2005-9
Women	Dragana Tomašević	DT: 2005-7

SEN / Senegal

Years Entered: All from 1983 except 2017

Placing Tables:

Overall	Gold	Silver	Bronze	4th	5th	6th	7th	8th
1983	-	-	-	-	-	-	1	-
1987	-	-	-	-	1	-	-	-
1997	-	-	-	-	-	-	1	-
1999	-	-	-	-	-	-	1	-
2001	1	-	-	-	-	-	-	-
2003	-	-	1	-	-	-	-	-
2005	-	-	-	-	-	1	-	1
2007	-	-	-	-	-	-	1	-
2013	-	-	-	-	-	-	1	-
Totals	1	-	1	-	1	1	5	1

Men	Gold	Silver	Bronze	4th	5th	6th	7th	8th
1983	-	-	-	-	-	-	1	-
1987	-	-	-	-	1	-	-	-
1997	-	-	-	-	-	-	1	-
1999	-	-	-	-	-	-	1	-
2007	-	-	-	-	-	-	1	-
2013	-	-	-	-	-	-	1	-
Totals	-	-	-	-	1	-	5	-

Women	Gold	Silver	Bronze	4th	5th	6th	7th	8th
2001	1	-	-	-	-	-	-	-
2003	-	-	1	-	-	-	-	-
2005	-	-	-	-	-	1	-	1
Totals	1	-	1	-	-	1	-	1

Medallists or Highest Placings:

Men	Amadou Dia Ba	400mH: 1987-5
Women	Amy Mbacké Thiam	400m: 2001-1, 2003-3

SEY / Seychelles

Years Entered: All from 1983

Highest Placings:

Men	Paul Nioze	TJ: 1995-29Q
Women	Lindy Leveaux	JT: 2001-20Q

SGP / Singapore

Years Entered: All from 1983 except 2017

Highest Placings:

Men	James Wong Tuck Yim	HT: 1991-27Q
Women	Chan See Huey	LJ: 1987-27Q

SKN / Saint Kitts & Nevis

Years Entered: All from 1983

Placing Table:

Men	Gold	Silver	Bronze	4th	5th	6th	7th	8th
2001	-	-	1=	-	1	-	-	-
2003	1	-	-	-	-	-	-	-
2005	-	-	1	-	-	-	-	-
2011	-	-	2	-	-	-	-	-
Totals	1	-	3+1=	-	1	-	-	-

Medallists or Highest Placings:

Men	Antoine Adams	4x100mR: 2011-3
	Kim Collins	100m: 2003-1, 2005-3, 2011-3; 200m: 2001-3=;
	BJ Lawrence	4x100mR: 2011-3
	Jason Rogers	4x100mR: 2011-3
Women	Virgil Hodge	200m: 2009-5s3
	Tiandra Ponteen	400m: 2005-5s1

SLE / Sierra Leone

Years Entered: 1983 / 1987 / 1991 / 1993 / 1995 / 1997 / 1999
/ 2001 / 2007 / 2009 / 2011 / 2015 / 2017 / 2019

Placing Table:

Women	Gold	Silver	Bronze	4th	5th	6th	7th	8th
1995	-	-	-	1	-	-	-	-
Totals	-	-	-	1	-	-	-	-

Highest Placings:

Men	Sanusi Turay	100m: 1995-8q1
Women	Eunice Barber	Hep: 1995-4

SLO / Slovenia

Years Entered: All from 1993

Placing Tables:

Overall	Gold	Silver	Bronze	4th	5th	6th	7th	8th
1995	-	-	-	-	-	-	-	1
1997	-	-	-	1	-	-	1=	-
1999	-	-	1	-	-	-	-	-
2001	-	-	-	-	1	-	-	-
2003	-	-	-	-	1	-	-	-
2007	-	1	1	-	2	-	1	-
2009	1	-	-	-	-	1	-	-
2011	-	-	1	-	-	1	-	-
2013	-	-	-	1	-	-	-	1
Totals	1	1	3	2	4	2	1+1=	2

Men	Gold	Silver	Bronze	4th	5th	6th	7th	8th
1999	-	-	1	-	-	-	-	-
2003	-	-	-	-	1	-	-	-
2007	-	1	-	-	1	-	1	-
2009	1	-	-	-	-	1	-	-
2011	-	-	1	-	-	-	-	-
2013	-	-	-	1	-	-	-	-
Totals	1	1	2	1	2	1	1	-

Women	Gold	Silver	Bronze	4th	5th	6th	7th	8th
1995	-	-	-	-	-	-	-	1
1997	-	-	-	1	-	-	1=	-
2001	-	-	-	-	1	-	-	-
2007	-	-	1	-	1	-	-	-
2011	-	-	-	-	-	1	-	-
2013	-	-	-	-	-	-	-	1
Totals	-	-	1	1	2	1	1=	2

Medallists:

Men	Gregor Cankar	LJ: 1999-3
	Primož Kozmus	HT: 2007-2, 2009-1, 2011-3
Women	Marija Šestak	TJ: 2007-3

SMR / San Marino

Years Entered: All from 1983 except 2017

Highest Placings:

Men	Gian Luigi Macina	Mar: 1991-25
Women	Martina Pretelli	100m: 2011-7q3

SOL / Solomon Islands

Years Entered: 1983, then all from 1995

Highest Placings:

Men	Francis Manioru	100m: 2011-4h4
Women	Pauline Kwalea	100m: 2005-5h2

SOM / Somalia

Years Entered: 1983 / 1987 / 1993 / 1995 / 1997 / 1999 / 2001
/ 2003, then all from 2007

Placing Table:

Men	Gold	Silver	Bronze	4th	5th	6th	7th	8th
1987	1	-	-	-	-	-	-	-
1993	-	-	1	-	-	-	-	-
Totals	1	-	1	-	-	-	-	-

Medallists or Highest Placings:

Men	Abdi Bile	1500m: 1987-1, 1993-3
Women	Fowzio Abdikarim Sheikh	200m: 2007-6h2

SRB / Serbia

Years Entered: 2007 / 2009 / 2011 / 2013 / 2015 / 2017 / 2019

Placing Tables:

Overall	Gold	Silver	Bronze	4th	5th	6th	7th	8th
2009	-	-	-	1	-	-	-	-
2011	-	-	-	-	-	1	1	-
2013	-	-	2	-	-	-	-	-
2015	-	-	1	-	-	-	1	-
2017	-	-	-	1	-	-	-	-
Totals	-	-	3	2	-	1	2	-

Men	Gold	Silver	Bronze	4th	5th	6th	7th	8th
2011	-	-	-	-	-	1	-	-
2013	-	-	1	-	-	-	-	-
2015	-	-	-	-	-	-	1	-
Totals	-	-	1	-	-	1	1	-

Women	Gold	Silver	Bronze	4th	5th	6th	7th	8th
2009	-	-	-	1	-	-	-	-
2011	-	-	-	-	-	-	1	-
2013	-	-	1	-	-	-	-	-
2015	-	-	1	-	-	-	-	-
2017	-	-	-	1	-	-	-	-
Totals	-	-	2	2	-	-	1	-

Medallists:

Men	Emir Bekrić	400mH: 2013-3
Women	Ivana Španović	LJ: 2013-3, 2015-3

SRI / Sri Lanka

Years Entered: 1987, then all from 1993

Placing Table:

Women	Gold	Silver	Bronze	4th	5th	6th	7th	8th
1997	-	1	-	-	-	-	-	-
2007	-	-	1	-	-	-	-	-
Totals	-	1	1	-	-	-	-	-

Medallists or Highest Placings:

Men	Sugath Thilakaratne	400m: 2001-6s3
Women	Susanthika Jayasinghe	200m: 1997-2, 2007-3

SSD / South Sudan

Years Entered: 2017 / 2019

Highest Placing:

Men	Yach Wol	1500m: 2019-14h3
Women	No competitors	

STP / DR of São Tomé & Príncipe

Years Entered: All from 1983

Highest Placings:

Men	Yazaldes Nascimento	100m: 2005-5h6
	João de Barros	100m: 2015-5h1
Women	Gloria Diogo	100m: 2011-8q6

SUD / Sudan

Years Entered: All from 1983

Placing Tables:

Overall	Gold	Silver	Bronze	4th	5th	6th	7th	8th
1987	-	-	-	-	1	-	-	-
2005	-	-	-	1	-	-	-	-
2011	-	1	-	-	-	-	-	-
Totals	-	1	-	1	1	-	-	-

Men	Gold	Silver	Bronze	4th	5th	6th	7th	8th
1987	-	-	-	-	1	-	-	-
2011	-	1	-	-	-	-	-	-
Totals	-	1	-	-	1	-	-	-

Women	Gold	Silver	Bronze	4th	5th	6th	7th	8th
2005	-	-	-	1	-	-	-	-
Totals	-	-	-	1	-	-	-	-

Medallists or Highest Placings:

Men	Abubaker Kaki	800m: 2011-2
Women	Yamilé Aldama	TJ: 2005-4

SUI / Switzerland

Years Entered: All from 1976

Placing Tables:

Overall	Gold	Silver	Bronze	4th	5th	6th	7th	8th
1983	-	-	-	-	1	1	-	-
1987	1	-	-	3	-	-	-	-
1991	1	-	-	-	1	1	-	-
1993	1	-	-	-	-	-	-	1
1995	-	-	-	-	1	-	-	-
1997	-	-	1	-	-	-	-	1
1999	-	-	1	-	-	-	-	-

2001	1	-	-	-	-	-	-	-
2007	-	-	1	-	-	-	-	1
2015	-	-	-	-	-	1	-	-
2017	-	-	-	-	-	2	-	1
2019	-	-	1	2	-	-	-	-
Totals	4	-	4	5	5	3	-	4

Men	Gold	Silver	Bronze	4th	5th	6th	7th	8th
1983	-	-	-	-	1	1	-	-
1987	1	-	-	1	-	-	-	-
1991	1	-	-	-	-	-	-	-
1993	1	-	-	-	-	-	-	-
1999	-	-	1	-	-	-	-	-
2001	1	-	-	-	-	-	-	-
2007	-	-	1	-	-	-	-	1
2017	-	-	-	-	-	-	-	1
Totals	4	-	2	1	1	1	-	2

Women	Gold	Silver	Bronze	4th	5th	6th	7th	8th
1987	-	-	-	2	-	-	-	-
1991	-	-	-	-	1	1	-	-
1993	-	-	-	-	-	-	-	1
1995	-	-	-	-	1	-	-	-
1997	-	-	1	-	-	-	-	1
2015	-	-	-	-	-	1	-	-
2017	-	-	-	-	2	-	-	-
2019	-	-	1	2	-	-	-	-
Totals	-	-	2	4	4	2	-	2

Medallists:

Men	André Bucher	800m: 2001-1
	Werner Günthör	SP: 1987-1, 1991-1, 1993-1
	Viktor Röhlin	Mar: 2007-3
	Marcel Schelbert	400mH: 1999-3
Women	Mujinga Kambundji	200m: 2019-3
	Anita Weyermann	1500m: 1997-3

SUR / Surinam

Years Entered: 1987 / 1991, then all from 1995

Placing Table:

Women	Gold	Silver	Bronze	4th	5th	6th	7th	8th
1991	-	-	-	-	1	-	-	-
1995	-	1	-	-	-	-	-	-
1997	-	-	-	1	-	-	-	-
2001	-	-	1	-	-	-	-	-
Totals	-	1	1	1	1	-	-	-

Medallists or Highest Placings:

Men	Miguel van Assen	TJ: 2017-23Q
Women	Letitia Vriesde	800m: 1995-2, 2001-3

SVK / Slovak Republic

Years Entered: All from 1993

See also Czechoslovakia for 1976-1991

Placing Tables:

Overall	Gold	Silver	Bronze	4th	5th	6th	7th	8th
1993	-	-	-	-	-	-	-	1
1995	-	-	-	-	-	-	-	1
1997	-	-	1	-	-	-	-	-
1999	-	-	-	-	-	1	-	-
2005	-	-	-	-	-	-	-	1
2007	-	-	1	-	-	-	-	-
2009	-	-	1	-	-	-	1	1

2013	-	-	-	1	-	-	1	-
2015	1	-	-	-	-	-	-	1
Totals	1	-	3	1	-	1	2	5
Men	Gold	Silver	Bronze	4th	5th	6th	7th	8th
1993	-	-	-	-	-	-	-	1
1995	-	-	-	-	-	-	-	1
1997	-	-	1	-	-	-	-	-
1999	-	-	-	-	-	1	-	-
2005	-	-	-	-	-	-	-	1
2007	-	-	1	-	-	-	-	-
2009	-	-	-	-	-	-	-	1
2013	-	-	-	1	-	-	1	-
2015	1	-	-	-	-	-	-	1
Totals	1	-	2	1	-	1	1	5
Women	Gold	Silver	Bronze	4th	5th	6th	7th	8th
2009	-	-	1	-	-	-	1	-
Totals	-	-	1	-	-	-	1	-

Medallists:

Men	Libor Charfreitag	HT: 2007-3
	Igor Kovác	110mH: 1997-3
	Matej Tóth	50kmW: 2015-1
Women	Martina Hrašnová	HT: 2009-3

SWE / Sweden

Years Entered: All from 1976

Placing Tables:

Overall	Gold	Silver	Bronze	4th	5th	6th	7th	8th
1980	-	1	-	-	-	-	-	1
1983	-	-	-	2	-	2	2	-
1987	1	-	-	1	-	1	-	1
1991	-	1	-	-	2	1	2	2
1993	-	-	-	-	-	1	-	2
1995	-	-	-	-	2	1	-	-
1997	1	-	-	-	1=	-	-	1
1999	-	-	1	1=	1	-	1	-
2001	-	1	1	1=	1	1=	-	-
2003	2	1	2	-	-	-	-	1
2005	2	-	1	-	-	1	1	-
2007	1	-	-	3	-	-	1+2=	-
2009	-	-	-	-	1=	1+1=	-	-
2011	-	-	-	1	-	1	1	-
2013	1	-	-	1	-	-	-	-
2015	-	-	-	1=	1	1	1	-
2017	-	1	-	-	-	-	-	1
2019	1	1	1	-	-	1	-	1
Totals	9	6	6	8+3=	7+2=	11+2=	9+2=	10
Men	Gold	Silver	Bronze	4th	5th	6th	7th	8th
1983	-	-	-	2	-	1	2	-
1987	1	-	-	1	-	-	-	1
1991	-	-	-	-	2	1	2	2
1993	-	-	-	-	-	1	-	2
1995	-	-	-	-	2	1	-	-
1999	-	-	-	-	1	-	1	-
2001	-	1	-	1=	1	1=	-	-
2003	1	1	1	-	-	-	-	-
2005	-	-	-	-	-	-	1	-
2007	-	-	-	2	-	-	1	-
2009	-	-	-	-	1=	1	-	-
2011	-	-	-	-	-	1	-	-
2015	-	-	-	-	1	-	-	-
2017	-	1	-	-	-	-	-	1
2019	1	1	1	-	-	-	-	1
Totals	3	4	2	5+1=	7+1=	6+1=	7	7

Women	Gold	Silver	Bronze	4th	5th	6th	7th	8th
1980	-	1	-	-	-	-	-	1
1983	-	-	-	-	-	1	-	-
1987	-	-	-	-	-	1	-	-
1991	-	1	-	-	-	-	-	-
1997	1	-	-	-	1=	-	-	1
1999	-	-	1	1=	-	-	-	-
2001	-	-	1	-	-	-	-	-
2003	1	-	1	-	-	-	-	1
2005	2	-	1	-	-	1	-	-
2007	1	-	-	1	-	-	2=	-
2009	-	-	-	-	-	1=	-	-
2011	-	-	-	1	-	-	1	-
2013	1	-	-	1	-	-	-	-
2015	-	-	-	1=	-	1	1	-
2019	-	-	-	-	-	1	-	-
Totals	6	2	4	3+2=	1=	5+1=	2+2=	3

Medallists:

Men	Armand Duplantis	PV: 2019-2
	Stefan Holm	HJ: 2003-2
	Perseus Karlström	20kmW: 2019-3
	Patrik Kristiansson	PV: 2003-3
	Christian Olsson	TJ: 2001-2, 2003-1
	Patrik Sjöberg	HJ: 1987-1
	Daniel Ståhl	DT: 2017-2, 2019-1
Women	Abebe Aregawi	1500m: 2013-1
	Kajsa Bergqvist	HJ: 2001-3, 2003-3, 2005-1
	Ludmila Engquist	100mH: 1997-1, 1999-3
	Emma Green	HJ: 2005-3
	Carolina Klüft	Hep: 2003-1, 2005-1, 2007-1
	Karoline Nemetz	3000m: 1980-2
	Madelein Svensson	10kmW: 1991-2

SWZ / Eswatini (Swaziland up to 2017)

Years Entered: All from 1983

Highest Placings:

Men	Elphas Ginindza	Mar: 1991-17, 1993-17
Women	Priscilla Mamba	10,000m: 1999-23

SYR / Syria

Years Entered: 1983 / 1987 / 1991 / 1993 / 1995 / 1997 / 1999 / 2001 / 2003 / 2005 / 2009 / 2011 / 2013 / 2015 / 2017 / 2019

Placing Tables:

Overall	Gold	Silver	Bronze	4th	5th	6th	7th	8th
1995	1	-	-	-	-	-	-	-
1999	-	-	1	-	-	-	-	-
2017	-	-	1	-	-	-	-	-
Totals	1	-	2	-	-	-	-	-
Men	Gold	Silver	Bronze	4th	5th	6th	7th	8th
2017	-	-	1	-	-	-	-	-
Totals	-	-	1	-	-	-	-	-
Women	Gold	Silver	Bronze	4th	5th	6th	7th	8th
1995	1	-	-	-	-	-	-	-
1999	-	-	1	-	-	-	-	-
Totals	1	-	1	-	-	-	-	-

Medallists:

Men	Majjed Ghazal	HJ: 2017-3
Women	Ghada Shouaa	Hep: 1995-1, 1999-3

TAN / Tanzania

Years Entered: All from 1983

Placing Tables:

Overall	Gold	Silver	Bronze	4th	5th	6th	7th	8th
1983	-	-	-	-	2	-	-	-
1987	-	-	-	-	-	1	-	-
2005	-	1	-	-	1	1	-	-
2017	-	-	1	-	-	-	-	-
Totals	-	1	1	-	3	2	-	-

Men	Gold	Silver	Bronze	4th	5th	6th	7th	8th
1983	-	-	-	-	2	-	-	-
1987	-	-	-	-	-	1	-	-
2005	-	1	-	-	1	-	-	-
2017	-	-	1	-	-	-	-	-
Totals	-	1	1	-	3	1	-	-

Women	Gold	Silver	Bronze	4th	5th	6th	7th	8th
2005	-	-	-	-	-	1	-	-
Totals	-	-	-	-	-	1	-	-

Medallists or Highest Placings:

Men	Christopher Isengwe	Mar: 2005-2
	Alphonse Simbu	Mar: 2017-3
Women	Zakia Mrisho	5000m: 2005-6

TCH / Czechoslovakia

Years Entered: 1983 / 1987 / 1991

Later CZE / Czech Republic & SVK / Slovak Republic (1993-)

Placing Tables:

Overall	Gold	Silver	Bronze	4th	5th	6th	7th	8th
1983	4	3	2	1	1	3	3	1
1987	-	1	1	1	1	3	3	1
1991	-	-	-	1	-	-	-	-
Totals	4	4	3	3	2	6	6	2

Men	Gold	Silver	Bronze	4th	5th	6th	7th	8th
1983	1	1	2	1	1	2	1	-
1987	-	1	1	1	-	2	3	-
1991	-	-	-	1	-	-	-	-
Totals	1	2	3	3	1	4	4	-

Women	Gold	Silver	Bronze	4th	5th	6th	7th	8th
1983	3	2	-	-	-	1	2	1
1987	-	-	-	-	1	1	-	1
Totals	3	2	-	-	1	2	2	2

Medallists:

Men		
CZE	Imrich Bugár	DT: 1983-1
CZE	Remigius Machura	SP: 1983-3
SVK	Jozef Pribilinec	20kmW: 1983-2, 1987-2
CZE	Géjza Valent	DT: 1983-3
SVK	Jan Železný	JT: 1987-3
Women		
CZE	Helena Fibingerová	SP: 1983-1
CZE	Taťána Kocembová	400m: 1983-2; 4x400mR: 1983-2
CZE	Jarmila Kratochvílová	400m: 1983-1; 800m: 1983-1; 4x400mR: 1983-2
CZE	Milena Matějkořičová	4x400mR: 1983-2
CZE	Zuzana Moravčíková	4x400mR: 1983-2

TGA / Tonga

Years Entered: 1983 / 1987 / 1991 / 1993 / 1995 / 1997 / 1999 / 2001 / 2003 / 2005 / 2007 / 2009 / 2011 / 2013 / 2015 / 2019

Highest Placings:

Men	Niulolo Pelesikoti	Dec: 1983-18
Women	Ana Po'uuhila	SP: 2007-22Q

THA / Thailand

Years Entered: 1983 / 1987 / 1991 / 1993 / 1995 / 1997 / 1999 / 2001 / 2003 / 2005 / 2007 / 2009 / 2011 / 2013 / 2015 / 2017 / 2019

Highest Placings:

Men	Suppachai Chimdee	4x100mR: 2009-4h3
	Kongdech Natenee	4x100mR: 1999-4h1
	Wachara Sondae	4x100mR: 2009-4h3
	Visanu Sophanich	4x100mR: 1999-4h1
	Reanchai Srihawong	100m: 2001-4h5; 4x100mR: 1999-4h1
	Apinan Sukaphai	4x100mR: 2009-4h3
	Sittichai Suwonprateep	4x100mR: 1999-4h1, 2009-4h3
Women	Trecia Roberts	100mH: 1999-5s1

TJK / Tadjikistan

Years Entered: 1993 / 1995 / 1997 / 1999 / 2001 / 2003 / 2005 / 2007 / 2009 / 2011 / 2013 / 2015 / 2017 / 2019

Placing Table:

Men	Gold	Silver	Bronze	4th	5th	6th	7th	8th
1993	1	-	-	-	-	-	-	-
1995	1	-	-	-	-	-	-	-
2015	-	1	-	-	-	-	-	-
2017	-	-	-	-	-	-	1	-
Totals	2	1	-	-	-	-	1	-

Medallists or Highest Placings:

Men	Andrey Abduvaliyev	HT: 1993-1, 1995-1
	Dilshod Nazarov	HT: 2015-2
Women	Galina Mityaeva	HT: 2009-36Q

TKM / Turkmenistan

Years Entered: 1993 / 1995 / 1999 / 2001 / 2003 / 2005 / 2007 / 2009 / 2011 / 2015 / 2017 / 2019

Highest Placings:

Men	Vladimir Malyavin	LJ: 1993-25Q
Women	Viktoriya Brigadnaya	TJ: 1999-19Q

TKS / Turks & Caicos Islands

Years Entered: 1983 / 1987 / 1991 / 2001 / 2003 / 2013 / 2015 / 2017 / 2019

Highest Placings:

Men	Rodney Cox	100m: 1991-5h9
Women	Judith Robinson	100m: 1987-5h6

TLS / Timore Leste (East Timor)**Years Entered:** 2011 / 2013 / 2019**Highest Placings:**

Men Ribeiro De Carvalho 800m: 2013-7h6
 Women No competitors

TOG / Togo**Years Entered:** 1983 / 1987 / 1991 / 1993 / 1995 / 1997 / 1999, then all from 2003**Highest Placings:**

Men Boévi Lawson 100m: 1991-6q3
 Women Abia Comlan 100m: 1987-6h6
 Sandrine Thiébaud-Kangni 400m: 2003-6h1

TPE / Chinese Taipei**Years Entered:** All from 1980**Highest Placings:**

Men Cheng Chao-Tsun JT: 2019-10
 Women Wang Huei-Chen 200m: 1993-5q1

TTO / Trinidad & Tobago**Years Entered:** All from 1983**Placing Tables:**

Overall	Gold	Silver	Bronze	4th	5th	6th	7th	8th
1983	-	-	-	-	-	-	1	-
1991	-	-	-	-	-	1	-	-
1995	-	-	1	-	-	-	-	-
1997	1	-	-	-	1	-	-	-
2001	-	1	1	-	-	-	-	-
2003	-	1	-	-	-	-	-	-
2005	-	1	-	-	-	-	2	-
2007	-	-	-	-	-	-	-	1
2009	-	1	2	1	1	1	1	-
2011	-	-	1	-	-	1	1	-
2013	1	-	-	-	1	-	1	-
2015	-	1	1	-	1	1	1	-
2017	1	-	1	-	-	2	1	1
2019	-	-	-	-	1	1	1	1
Totals	3	5	7	1	5	7	9	3

Men	Gold	Silver	Bronze	4th	5th	6th	7th	8th
1983	-	-	-	-	-	-	1	-
1991	-	-	-	-	-	1	-	-
1995	-	-	1	-	-	-	-	-
1997	1	-	-	-	1	-	-	-
2001	-	1	1	-	-	-	-	-
2003	-	1	-	-	-	-	-	-
2005	-	1	-	-	-	-	1	-
2007	-	-	-	-	-	-	-	1
2009	-	1	1	1	1	-	1	-
2011	-	-	-	-	-	1	1	-
2013	1	-	-	-	1	-	1	-
2015	-	1	-	-	-	-	1	-
2017	1	-	1	-	-	-	1	-
2019	-	-	-	-	1	-	1	1
Totals	3	5	4	1	4	2	8	2

Women	Gold	Silver	Bronze	4th	5th	6th	7th	8th
2005	-	-	-	-	-	-	1	-
2009	-	-	1	-	-	1	-	-
2011	-	-	1	-	-	-	-	-
2015	-	-	1	-	1	1	-	-
2017	-	-	-	-	-	2	-	1
2019	-	-	-	-	-	1	-	-
Totals	-	-	3	-	1	5	1	1

Medallists:

Men	Keston Bledman Ato Boldon	4x100mR: 2009-2 (ran ht) 100m: 1995-3, 2001-3; 200m: 1997-1 ; 4x100mR: 2001-2
	Darrel Brown	100m: 2003-2; 4x100mR: 2001-2, 2005-2, 2009-2
	Marc Burns	4x100mR: 2001-2, 2005-2, 2009-2
	Emmanuel Callender Machel Cedenio Jehue Gordon Lalonde Gordon	4x100mR: 2009-2 4x400mR: 2015-2, 2017-1 400mH: 2013-1 4x400mR: 2015-2, 2017-1
	Jacey Harper	4x100mR: 2001-2, 2005-2
	Deon Lendore	4x400mR: 2015-2
	Kevon Pierre	4x100mR: 2005-2
	Renny Quow	400m: 2009-3; 4x400mR: 2015-2, 2017-1 (ran ht)
	Jereem Richards	200m: 2017-3; 4x400mR: 2017-1
	Jarrin Solomon	4x400mR: 2015-2 (ran ht), 2017-1
Women	Richard Thompson	4x100mR: 2009-2
	Michelle-Lee Ahye	4x100mR: 2015-3
	Kelly-Ann Baptiste	100m: 2011-3; 4x100mR: 2015-3
	Semoy Hackett	4x100mR: 2015-3
	Josanne Lucas	400mH: 2009-3
	Khalifa St. Fort	4x100mR: 2015-3 (ran ht)
	Reyare Thomas	4x100mR: 2015-3

TUN / Tunisia**Years Entered:** 1983 / 1987 / All from 1993**Placing Tables:**

Overall	Gold	Silver	Bronze	4th	5th	6th	7th	8th
1997	-	-	-	-	1	-	-	-
2005	-	-	-	-	1	-	-	-
2007	-	-	1	-	-	-	-	-
2009	-	-	-	-	1	-	-	-
2011	1	-	-	-	-	-	-	-
2015	-	1	-	-	-	-	-	-
Totals	1	1	1	-	3	-	-	-

Men	Gold	Silver	Bronze	4th	5th	6th	7th	8th
1997	-	-	-	-	1	-	-	-
2005	-	-	-	-	1	-	-	-
2007	-	-	1	-	-	-	-	-
Totals	-	-	1	-	2	-	-	-

Women	Gold	Silver	Bronze	4th	5th	6th	7th	8th
2009	-	-	-	-	1	-	-	-
2011	1	-	-	-	-	-	-	-
2015	-	1	-	-	-	-	-	-
Totals	1	1	-	-	1	-	-	-

Medallists:

Men	Hatem Ghoula	20kmW: 2007-3
Women	Habiba Ghribi	3000mSC: 2011-1, 2015-2

TUR / Turkey

Years Entered: All from 1983

Placing Tables:

Overall	Gold	Silver	Bronze	4th	5th	6th	7th	8th
1999	-	-	-	-	1	-	-	-
2001	-	-	-	-	-	-	-	1
2003	-	1	-	-	1	-	-	-
2007	-	-	-	-	-	-	-	1
2009	-	1	-	-	-	-	-	-
2011	-	-	-	-	1	-	1	1
2015	-	-	-	-	-	2	1	-
2017	1	1	-	-	1	-	1	-
2019	-	-	-	-	2	1	-	-
Totals	1	3	-	-	6	3	3	3

Men	Gold	Silver	Bronze	4th	5th	6th	7th	8th
2007	-	-	-	-	-	-	-	1
2011	-	-	-	-	1	-	-	-
2015	-	-	-	-	-	2	1	-
2017	1	1	-	-	-	-	1	-
2019	-	-	-	-	2	1	-	-
Totals	1	1	-	-	3	3	2	1

Women	Gold	Silver	Bronze	4th	5th	6th	7th	8th
1999	-	-	-	-	1	-	-	-
2001	-	-	-	-	-	-	-	1
2003	-	1	-	-	1	-	-	-
2009	-	1	-	-	-	-	-	-
2011	-	-	-	-	-	-	1	1
2017	-	-	-	-	1	-	-	-
Totals	-	2	-	-	3	-	1	2

Medallists:

Men	Yasmani Copello	400mH: 2017-2
	Ramil Guliyev	200m: 2017-1
Women	Süreyya Ayhan	1500m: 2003-2
	Karin Melis Mey	LJ: 2009-2

TUV / Tuvalu

Years Entered: 2009 / 2011 / 2013 / 2015 / 2017

Highest Placings:

Men	Etimoni Timuani	100m: 2015-6h2
Women	Asenati Manoa	100m: 2011-5h4

UAE / United Arab Emirates

Years Entered: 1983 / 1987 / 1991 / 1993 / 1995 / 1997 / 1999 / 2001 / 2009 / 2011 / 2013 / 2015 / 2017

Highest Placings:

Men	Omar Al-Salfa	200m: 2009-6q2
Women	Bethlem Desalegn	1500m: 2015-10s1

UGA / Uganda

Years Entered: All from 1983

Placing Tables:

Overall	Gold	Silver	Bronze	4th	5th	6th	7th	8th
1997	-	1	-	-	-	-	-	-
2005	1	-	-	1	-	1	-	-

2007	-	-	1	1	-	-	-	-
2009	-	-	-	1	-	-	-	-
2011	-	-	-	-	-	1	-	1
2013	1	-	-	-	-	-	-	-
2015	-	-	1	-	-	1	-	1
2017	-	1	-	-	-	-	-	-
2019	2	-	-	1	1	-	-	-
Totals	4	2	2	4	1	3	-	2

Men	Gold	Silver	Bronze	4th	5th	6th	7th	8th
1997	-	1	-	-	-	-	-	-
2005	-	-	-	1	-	1	-	-
2007	-	-	1	1	-	-	-	-
2009	-	-	-	1	-	-	-	-
2011	-	-	-	-	-	1	-	1
2013	1	-	-	-	-	-	-	-
2015	-	-	1	-	-	1	-	1
2017	-	1	-	-	-	-	-	-
2019	1	-	-	-	-	-	-	-
Totals	2	2	2	3	-	3	-	2

Women	Gold	Silver	Bronze	4th	5th	6th	7th	8th
2005	1	-	-	-	-	-	-	-
2019	1	-	-	1	1	-	-	-
Totals	2	-	-	1	1	-	-	-

Medallists:

Men	Joshua Cheptegei	10,000m: 2017-2, 2019-1
	Davis Kamoga	400m: 1997-2
	Stephen Kiprotich	Mar: 2013-1
	Moses Kipsiro	5000m: 2007-3
	Solomon Mutai	Mar: 2015-3
Women	Dorcus Inzikuru	3000mSC: 2005-1
	Halima Nakayi	800m: 2019-1

UKR / Ukraine

Years Entered: All from 1993

See also USSR for 1976-1991

Placing Tables:

Overall	Gold	Silver	Bronze	4th	5th	6th	7th	8th
1993	1	1	2	1	1	1	1	-
1995	2	-	1	1	2	-	3	1
1997	2	3+1=	1	2	-	1	1	1
1999	1	1	2	1	2	-	4	-
2001	1	1	1	-	2	2	-	-
2003	-	-	3	3	2	2+1=	1	1
2005	1	-	-	1	3	-	2	2
2007	-	2	-	1	2	1	1+1=	1
2009	-	-	1	3	1	1	1	1
2011	1	-	1	1	1	1	1	-
2013	2	-	2	1	1	2	2	1
2015	-	1=	1	1	1	2	1	-
2017	-	1	-	-	-	1	-	-
2019	-	2	-	2	3	2	1	-
Totals	11	11+2=	15	18	21	16+1=	19+1=	8

Men	Gold	Silver	Bronze	4th	5th	6th	7th	8th
1993	1	-	2	-	1	1	-	-
1995	1	-	-	1	-	-	3	-
1997	1	1	-	1	-	1	-	1
1999	-	-	2	-	2	-	-	-
2001	-	-	-	-	1	2	-	-
2003	-	-	2	1	-	1+1=	-	1
2005	1	-	-	1	-	-	-	1

2007	-	-	-	1	-	1	-	-
2009	-	-	1	1	-	-	-	-
2011	-	-	-	-	-	1	-	-
2013	1	-	1	-	-	1	-	-
2015	-	1=	-	1	-	-	-	-
2017	-	-	-	-	-	1	-	-
2019	-	-	-	-	1	-	-	-
Totals	5	1+1=	8	7	5	9+1=	3	3

Women	Gold	Silver	Bronze	4th	5th	6th	7th	8th
1993	-	1	-	1	-	-	1	-
1995	1	-	1	-	2	-	-	1
1997	1	2+1=	1	1	-	-	1	-
1999	1	1	-	1	-	-	4	-
2001	1	1	1	-	1	-	-	-
2003	-	-	1	2	2	1	1	-
2005	-	-	-	-	3	-	2	1
2007	-	2	-	-	2	-	1+1=	1
2009	-	-	-	2	1	1	1	1
2011	1	-	1	1	1	-	1	-
2013	1	-	1	1	1	1	2	1
2015	-	-	1	-	1	2	1	-
2017	-	1	-	-	-	-	-	-
2019	-	2	-	2	2	2	1	-
Totals	6	10+1=	7	11	16	7	16+1=	5

Medallists:

Men	Aleksandr Bagach ✕	SP: 1993-3, 1999-3
	Yuriy Belonog	SP: 2003-3
	Bogdan Bondarenko	HJ: 2013-1, 2015-2=
	Sergey Bubka	PV: 1993-1, 1995-1, 1997-1
	Ivan Heshko	1500m: 2003-3
	Igor Glavan	50kmW: 2013-3
	Aleksey Kasyanov	Dec: 2009-3
	Vitaliy Kirilenko	LJ: 1993-3
	Yuriy Krymarenko	HJ: 2005-1
	Vladislav Piskunov	HT: 1999-3
	Andrey Skvaruk	HT: 1997-2
Women	Inga Babakova	HJ: 1995-3, 1997-2=, 1999-1, 2001-2
	Anzhela Balakhonova	PV: 1999-2
	Maryna Bekh-Romanchuk	LJ: 2019-2
	Larysa Berezhnaya	LJ: 1993-2
	Lyudmila Blonska	Hep: 2007-2
	Yelena Govorova	TJ: 1997-3
	Inessa Kravets	TJ: 1995-1
	Yuliya Levchenko	HJ: 2017-2
	Irina Lishchynska	1500m: 2007-2
	Yaroslava Mahuchikh	HJ: 2019-2
	Hanna Melnychenko	Hep: 2013-1
	Lyudmyla Olyanovska	20kmW: 2015-3
	Vita Pavlysh	SP: 1997-2, 2001-3, 2003-3
	Zhanna Pintusevich-Block ✕	100m: 1997-2, 2001-1; 200m: 1997-1
	Natalya Pogrebnyak	4x100mR: 2011-3
	Olesya Povh	4x100mR: 2011-3
	Mariya Ryemyen	4x100mR: 2011-3
	Olga Saladukha	TJ: 2011-1, 2013-3
	Hrystyna Stuy	4x100mR: 2011-3

URS / USSR**Years Entered:** 1976 / 1983 / 1987 / 1991

From 1993: ARM / Armenia, AZE / Azerbaijan, BLR / Belarus, EST / Estonia, GEO / Georgia, KAZ / Kazakhstan, KGZ / Kyrgyzstan. LAT / Latvia, LTU / Lithuania, MDA / Moldova, RUS / Russia, TJK / Tajikistan, TKM / Turkmenistan, UKR / Ukraine & UZB / Uzbekistan

Placing Tables:

Overall	Gold	Silver	Bronze	4th	5th	6th	7th	8th
1976	1	-	-	-	-	1	-	-
1983	6	6	11	8+1=	2	6	-	3
1987	7	10+2=	6	4	12	4	4	6+1=
1991	9	9	11	9	3	1	7	8
Totals	23	25+2=	28	21+1=	17	12	11	17+1=

Men	Gold	Silver	Bronze	4th	5th	6th	7th	8th
1976	1	-	-	-	-	1	-	-
1983	4	2	5	3+1=	1	2	-	2
1987	2	4+2=	4	2	6	1	-	5
1991	3	4	4	3	2	1	4	2
Totals	10	10+2=	13	8+1=	9	5	4	9

Women	Gold	Silver	Bronze	4th	5th	6th	7th	8th
1983	2	4	6	5	1	4	-	1
1987	5	6	2	2	6	3	4	1+1=
1991	6	5	7	6	1	-	3	6
Totals	13	15	15	13	8	7	7	8+1=

Medallists:

Men		
BLR	Igor Astapkovich	HT: 1991-2
UKR	Gennadiy Avdeyenko	HJ: 1983-1, 1987-2=
UKR	Viktor Bryzgin	4x100mR: 1983-3, 1987-2
UKR	Sergey Bubka	PV: 1983-1, 1987-1, 1991-1
RUS	Nikolay Chernetskiy	4x400mR: 1983-1
ARM	Robert Emmiyan	LJ: 1987-2
RUS	Andrey Fedoriv	4x100mR: 1987-2 (ran ht)
RUS	Rodion Gataullin	PV: 1987-3
RUS	Vyacheslav Ivanenko	50kmW: 1987-3
RUS	Sergey Jung	50kmW: 1983-3
UZB	Aleksandr Kharlov	400mH: 1983-3
UKR	Aleksandr Klimenko	SP: 1991-3
RUS	Vladimir Krylov	4x100mR: 1987-2
LAT	Dainis Kūla	JT: 1983-3
RUS	Sergey Litvinov	HT: 1983-1, 1987-1
UZB	Sergey Lovachev	4x400mR: 1983-1
RUS	Viktor Markin	4x400mR: 1983-1
BLR	Yevgeniy Misyulya	20kmW: 1991-3
KAZ	Vladimir Muravyov	4x100mR: 1983-3, 1987-2
KGZ	Igor Paklin	HJ: 1987-2=
RUS	Andrey Perlov	50kmW: 1991-2
BLR	Aleksandr Potashov	50kmW: 1991-1
RUS	Andrey Prokofyev	4x100mR: 1983-3
KAZ	Oleg Sakirkin	TJ: 1987-3
BLR	Vladimir Sasimovich	JT: 1991-3
RUS	Yuriy Sedykh	HT: 1983-2, 1991-1
RUS	Mikhail Shchennikov	20kmW: 1991-2
RUS	Nikolay Sidorov	4x100mR: 1983-3
KAZ	Veniamin Soldatenko	50kmW: 1976-1
EST	Jüri Tamm	HT: 1987-2
RUS	Maksim Tarasov	PV: 1991-3
UKR	Pavel Tarnovetskiy	Dec: 1987-3
BLR	Aleksandr Troshchilo	4x400mR: 1983-1
RUS	Konstantin Volkov	PV: 1983-2
RUS	Leonid Voloshin	TJ: 1991-2
RUS	Aleksandr Yevgenyev	4x100mR: 1987-2
KAZ	Viktor Yevsyukov	JT: 1987-2
RUS	Yevgeniy Yevsyukov	20kmW: 1983-3

Women

RUS	Tatyana Alekseyeva	4x400mR: 1991-1 (ran ht)
LTU	Ana Ambraziene	400mH: 1983-2
RUS	Olga Antonova	4x100mR: 1987-3
UKR	Inga Babakova	HJ: 1991-3
RUS	Irina Baskakova	4x400mR: 1983-3
BLR	Yelena Belevskaya	LJ: 1987-2
RUS	Irina Belova	Hep: 1991-3

UKR	Larysa Berezhnaya	LJ: 1991-3
UKR	Olga Bryzgina	400m: 1987-1; 4x400mR: 1987-2, 1991-1
RUS	Tamara Bykova	HJ: 1983-1, 1987-2
RUS	Anna Chuprina	4x400mR: 1991-1 (ran ht)
UKR	Tatyana Dorovskikh	1500m: 1987-1, 1991-2; 3000m: 1987-1, 1991-1
UKR	Lyudmila Dzhigalova	4x400mR: 1991-1
RUS	Yekaterina Fesenko	400mH: 1983-1
UKR	Natalya German	4x100mR: 1987-3
UKR	Natalya Grigoryeva	100mH: 1991-3
RUS	Lyubov Gurina	800m: 1983-2, 1987-3
RUS	Alina Ivanova	10kmW: 1991-1
RUS	Marina Ivanova	4x400mR: 1983-3
KAZ	Zoya Ivanova	Mar: 1987-2
RUS	Tatyana Kazankina	3000m: 1983-3
RUS	Yelena Korban	4x400mR: 1983-3
UKR	Natalya Kovtun	4x100mR: 1991-2
RUS	Svetlana Krivelyova	SP: 1991-3
BLR	Tatyana Ledovskaya	400mH: 1991-1; 4x400mR: 1991-1
RUS	Natalya Lisovskaya	SP: 1987-1, 1991-2
RUS	Galina Malchugina	4x100mR: 1991-2
UKR	Larisa Mikhhalchenko	DT: 1991-3
LTU	Galina Murašova	DT: 1983-2
RUS	Lyudmila Narozhilenko	100mH: 1991-1
RUS	Olga V. Nazarova	4x400mR: 1987-2, 1991-1
RUS	Larisa Nikitina	Hep: 1987-2
RUS	Liliya Nurutdinova	800m: 1991-1
KGZ	Mariya Pinigina	400m: 1983-3; 4x400mR: 1983-3, 1987-2
RUS	Yekaterina Podkopayeva	800m: 1983-3; 1500m: 1983-3
RUS	Natalya Pomoshchnikova	4x100mR: 1987-3
RUS	Irina Privalova	4x100mR: 1991-2
RUS	Lyudmila Rogachova	1500m: 1991-3
RUS	Yelena Romanova	3000m: 1991-2
UKR	Irina Slyusar	4x100mR: 1987-3
BLR	Raisa Smekhnova	Mar: 1983-3
RUS	Irina Strakhova	10kmW: 1987-1
RUS	Yelena Vinogradova	4x100mR: 1991-2
RUS	Yelena Yelesina	HJ: 1991-2
UKR	Aelita Yurchenko	4x400mR: 1987-2
UZB	Zamira Zaytseva	1500m: 1983-2
UKR	Yelena Zhupiyova	10,000m: 1987-2

URU / Uruguay

Years Entered: All from 1983

Highest Placings:

Men	Emiliano Lasa	LJ: 2017-9
Women	Déborah Rodríguez	400mH: 2015-8s1

USA / United States

Years Entered: All from 1976

Placing Tables:

Overall	Gold	Silver	Bronze	4th	5th	6th	7th	8th
1980	-	-	-	-	1	-	-	-
1983	8	9	7	4	5	3	-	7
1987	10	4	6	5	2+1=	4	6	5+1=
1991	10	8	8	2	8	4	3	5
1993	13	7	5	5	6	3	4	7
1995	12	2	5	2	6	4	7	4+1=

1997	6	3	8	1	6	5	7	4
1999	10	3	4	4+2=	3	7	2	2+1=
2001	5	5	2+1=	5	4	-	5	2
2003	8	7	1	2+1=	-	4+2=	3	2
2005	14	8	3	4	5+1=	3	5	2
2007	14	5	7	5	5	2	5	3
2009	10	5+1=	6	4	6	7+1=	2	5
2011	12	9	7	5	3+1=	3	5	3
2013	8	13	5	10	6	8	5	4
2015	6	6	5+1=	5+2=	6	5	4	5+1=
2017	10	11	9	2	6	5	4	4
2019	14	11	4	7	6	4	7+2=	8
Totals	170	116+1=	92+2=	72+5=	84+3=	71+3=	74+2=	72+4=

Men	Gold	Silver	Bronze	4th	5th	6th	7th	8th
1983	6	8	4	2	3	3	-	5
1987	7	3	4	3	1=	3	-	3
1991	9	4	7	1	4	3	1	2
1993	8	3	3	4	3	1	3	4
1995	7	1	4	1	4	3	3	3
1997	4	1	6	1	2	4	4	3
1999	6	-	3	2+1=	1	4	2	2+1=
2001	3	3	1+1=	2	2	-	3	1
2003	6	4	-	2	-	2+2=	2	1
2005	9	4	2	4	2+1=	2	3	-
2007	10	3	6	3	1	-	2	1
2009	6	4	4	2	2	3	-	4
2011	6	5	3	2	1+1=	2	3	-
2013	4	8	2	6	1	4	-	2
2015	4	3	1+1=	2	5	3	2	2+1=
2017	3	6	4	-	4	2	2	2
2019	9	5	1	1	2	1	3	4
Totals	107	65	55+2=	38+1=	37+3=	40+2=	33	39+2=

Women	Gold	Silver	Bronze	4th	5th	6th	7th	8th
1980	-	-	-	-	1	-	-	-
1983	2	1	3	2	2	-	-	2
1987	3	1	2	2	2	1	6	2+1=
1991	1	4	1	1	4	1	2	3
1993	5	4	2	1	3	2	1	3
1995	5	1	1	1	2	1	4	1+1=
1997	2	2	2	-	4	1	3	1
1999	4	3	1	2+1=	2	3	-	-
2001	2	2	1	3	2	-	2	1
2003	2	3	1	1=	-	2	1	1
2005	5	4	1	-	3	1	2	2
2007	4	2	1	2	4	2	3	2
2009	4	1+1=	2	2	4	4+1=	2	1
2011	6	4	4	3	2	1	2	3
2013	4	5	3	4	5	4	5	2
2015	2	3	4	3+2=	1	2	2	3
2017	7	5	5	2	2	3	2	2
2019	4	6	3	6	4	3	4+2=	4
Totals	62	51+1=	37	34+4=	47	31+1=	41+2=	33+2=

Uni	Gold	Silver	Bronze	4th	5th	6th	7th	8th
2019	1	-	-	-	-	-	-	-
Totals	1	-	-	-	-	-	-	-

Medallists:

Men	Derrick Adkins	400mH: 1995-1
	Charles Austin	HJ: 1991-1
	Jaylen Bacon	4x100mR: 2017-2
	Willie Banks	TJ: 1983-2
	Randy Barnes	SP: 1993-2, 1995-3
	Rai Benjamin	400mH: 2019-2; 4x400mR: 2019-1
	Michael Berry	4x400mR: 2011-1 (ran ht)
	Donavan Brazier	800m: 2019-1
	John Brenner	SP: 1987-3

Derrick Brew	4x400mR: 2005-1	Reese Hoffa	SP: 2007-1
Trayvon Bromell	100m: 2015-3=	Grant Holloway	110mH: 2019-1
Bryan Bronson	400mH: 1997-3	Chris Huffins	Dec: 1999-3
Leroy Burrell	100m: 1991-2; 4x100mR:	CJ Hunter	SP: 1997-3, 1999-1
	1991-1, 1993-1	Nick Hysong	PV: 2001-3
Christian Cantwell	SP: 2009-1, 2011-3	Obi Igbokwe	u4x400mR: 2019-1 (ran ht)
John Capel	200m: 2003-1, 2005-3;	Bershawn Jackson	400mH: 2005-1, 2009-3;
	4x100mR: 2003-1		4x400mR: 2007-1 (ran ht),
James Carter	400mH: 2005-2		2009-1 (ran ht), 2011-1
Andre Cason	100m: 1993-2; 4x100mR:	Evan Jager	3000mSC: 2017-3
	1991-1, 1993-1	Allen Johnson	110mH: 1995-1, 1997-1,
Matthew Centrowitz	1500m: 2011-3, 2013-2		2001-1, 2003-1, 2005-3
Paul Chelimo	5000m: 2017-3	Joshua J. Johnson	4x100mR: 2003-1
Michael Cherry	4x400mR: 2017-2, 2019-1;	Michael Johnson	200m: 1991-1, 1995-1;
	u4x400mR: 2019-1		400m: 1993-1, 1995-1,
Curt Clausen	50kmW: 1999-3		1997-1, 1999-1; 4x400mR:
Bryan Clay	Dec: 2005-1		1993-1, 1995-1
Will Claye	TJ: 2011-3, 2013-3, 2017-2,	Rich Kenah	800m: 1997-3
	2019-2	Sam Kendricks	PV: 2017-1, 2019-1
Kerron Clement	400mH: 2007-1, 2009-1,	Fred Kerley	400m: 2019-3; 4x400mR:
	2017-3; 4x400mR: 2007-1		2017-2, 2019-1
	(ran ht), 2009-1	Emmit King	100m: 1983-3; 4x100mR:
Kyle Clemons	4x400mR: 2015-1 (ran ht)		1983-1
Christian Coleman	100m: 2017-2, 2019-1;	Roger Kingdom	110mH: 1995-3
	4x100mR: 2017-2, 2019-1	Joe Kovacs	SP: 2015-1, 2017-2, 2019-1
Mike Conley	LJ: 1983-3; TJ: 1987-2,	Bernard Lagat	1500m: 2007-1, 2009-3;
	1991-3, 1993-1		5000m: 2007-1, 2009-2,
Hollis Conway	HJ: 1991-3	Lionel Larry	2011-2
Shawn Crawford	200m: 2001-3=	Jarrion Lawson	4x400mR: 2009-1 (ran ht)
Ryan Crouser	SP: 2019-2	Beejay Lee	LJ: 2017-2
Walter Davis	TJ: 2005-1, 2007-3	Brian Lewis	4x100mR: 2017-2 (ran ht)
Walter Dix	100m: 2011-2; 200m: 2011-2	Carl Lewis	4x100mR: 1999-1
Leroy Dixon	4x100mR: 2007-1		100m: 1983-1, 1987-1,
Jon Drummond	4x100mR: 1993-1, 1999-1		1991-1; 200m: 1993-3; LJ:
Ashton Eaton	Dec: 2011-2, 2013-1, 2015-1		1983-1, 1987-1, 1991-2;
Danny Everett	400m: 1991-3; 4x400mR:	Wil London	4x100mR: 1983-1, 1987-1,
	1987-1, 1991-2		1991-1
Mark Everett	800m: 1991-3; 4x400mR:		4x400mR: 2017-2, 2019-1;
	1991-2 (ran ht)	Kevin Lyles	u4x400mR: 2019-1
Mason Finley	DT: 2017-3	Noah Lyles	4x400mR: 1995-1 (ran ht)
Greg Foster	110mH: 1983-1, 1987-1,		200m: 2019-1; 4x100mR:
	1991-1		2019-1
Mike Franks	400m: 1983-2; 4x400mR:	Josh Mance	4x400mR: 2013-1 (ran ht)
	1987-1 (ran ht)	Mike Marsh	4x100mR: 1991-1 (ran ht)
Justin Gatlin	100m: 2005-1, 2013-2,	Rodney Martin	4x100mR: 2007-1 (ran ht)
	2015-2, 2017-1, 2019-2;	Antonio McKay	4x400mR: 1987-1
	200m: 2005-1, 2015-2;	Lee McNeill	4x100mR: 1987-1
	4x100mR: 2013-2, 2017-2,	Tony McQuay	400m: 2013-2; 4x400mR:
	2019-1		2013-1, 2015-1, 2017-2 (ran
Willie Gault	110mH: 1983-3; 4x100mR:		ht)
	1983-1	Lee McRae	4x100mR: 1987-1
Tyson Gay	100m: 2007-1, 2009-2;	Aries Merritt	110mH: 2015-3
	200m: 2007-1; 4x100mR:	LaShawn Merritt	400m: 2007-2, 2009-1,
	2007-1		2011-2, 2013-1, 2015-2;
Cravon Gillespie	4x100mR: 2019-1 (ran ht)		4x400mR: 2005-1 (ran ht),
Harvey Glance	4x100mR: 1987-1		2007-1, 2009-1, 2011-1,
John Godina	SP: 1995-1, 1997-1, 2001-1	Derek Mills	2013-1, 2015-1
Maurice Greene	100m: 1997-1, 1999-1,		4x400mR: 1993-1 (ran ht),
	2001-1; 200m: 1999-1;		1995-1
	4x100mR: 1999-1	Curtis Mitchell	200m: 2013-3
Breaux Greer	JT: 2007-3	Dennis Mitchell	100m: 1991-3, 1993-3;
Jason Grimes	LJ: 1983-2		4x100mR: 1987-1 (ran ht),
Roddie Haley	4x400mR: 1987-1		1991-1, 1993-1
Arman Hall	4x400mR: 2013-1	Tim Montgomery ✕	100m: 1997-3; 4x100mR:
Darnell Hall	4x400mR: 1995-1 (ran ht)		1999-1
Trey Hardee	Dec: 2009-1, 2011-1	Edwin Moses	400mH: 1983-1, 1987-1
Danny Harris	400mH: 1987-2	Larry Myricks	LJ: 1987-3, 1991-3
James Harris	4x400mR: 2013-1 (ran ht)	Bryshon Nellum	4x400mR: 2015-1, 2017-2
Kenny Harrison	TJ: 1991-1		(ran ht)
Jeff Henderson	LJ: 2019-2		

Adam Nelson	SP: 2001-2, 2003-2, 2005-1 , 2007-2	Tyree Washington	400m: 1997-3, 2003-1
Sunder Nix	400m: 1983-3	Quincy Watts	4x400mR: 1991-2, 1993-1
Greg Nixon	4x400mR: 2011-1	Ryan Whiting	SP: 2013-2
Vernon Norwood	4x400mR: 2015-1 (ran ht), 2019-1 (ran ht)	Bernard Williams	100m: 2001-2; 4x100mR: 2003-1
Dan O'Brien	Dec: 1991-1 , 1993-1 , 1995-1	Jeff Williams	200m: 1995-3
David Oliver	110mH: 2013-1	Jesse Williams	HJ: 2011-1
Tom Pappas	Dec: 2003-1	Darold Williamson	4x400mR: 2005-1 , 2007-1
Darvis Patton	200m: 2003-2; 4x100mR: 2003-1 , 2007-1	Ryan Wilson	110mH: 2013-2
David Payne	110mH: 2007-3, 2009-3	Joey Woody	400mH: 2003-2
Tyke Peacock	HJ: 1983-2	Kevin Young	400mH: 1993-1
Tom Petranoff	JT: 1983-2	Morolake Akinosun	4x100mR: 2017-1 , 2019-3
Antonio Pettigrew X	400m: 1991-1 ; 4x400mR: 1991-2, 1993-1 (ran ht)	Nia Ali	100mH: 2019-1
Dwight Phillips	LJ: 2003-1 , 2005-1 , 2007-3, 2009-1 , 2011-1	Alexandria Anderson	4x100mR: 2011-1 (ran ht), 2013-2
Jack Pierce	110mH: 1991-2, 1993-3	Andrea Anderson	4x400mR: 1999-2 (ran ht)
Raymond Pierre	4x400mR: 1987-1 (ran ht)	Joanna Atkins	4x400mR: 2013-1 (ran ht)
Mark Plaatjes	Mar: 1993-1	Keshia Baker	4x400mR: 2011-1 (ran ht)
John Powell	DT: 1987-2	Me'Lisa Barber	4x100mR: 2005-1 ;
Mike Powell	LJ: 1991-1 , 1993-1 , 1995-3		4x400mR: 2003-1
Elliott Quow	200m: 1983-2	Mikele Barber	4x100mR: 2007-1
Marlon Ramsey	4x400mR: 1995-1	Brigetta Barrett	HJ: 2013-1
Butch Reynolds	400m: 1987-3, 1993-2, 1995-2; 4x400mR: 1987-1 , 1993-1 , 1995-1	Tianna Bartoletta	LJ: 2005-1 , 2015-1 , 2017-3
Jeff Reynolds	4x400mR: 1991-2 (ran ht)	Kim Batten	400mH: 1995-1 , 1997-3;
Tyrell Richard	4x400mR: 2019-1 (ran ht); u4x400mR: 2019-1 (ran ht)		4x400mR: 1997-2
Jason Richardson	110mH: 2011-1	Jessica Beard	4x400mR: 2009-1 (ran ht), 2011-1 , 2013-1 , 2015-2 (ran ht), 2019-1 (ran ht); u4x400mR: 2019-1 (ran ht)
Gil Roberts	4x400mR: 2017-2	Jasmine Blocker	200m: 2005-2
Andrew Rock	400m: 2005-2; 4x400mR: 2005-1	Rachelle Boone-Smith	
Mike Rodgers	4x100mR: 2013-2, 2017-2, 2019-1	Tori Bowie	100m: 2015-3, 2017-1 ;
Duane Ross	110mH: 1999-3		4x100mR: 2017-1
Rakieem Salaam	4x100mR: 2013-2	Valerie Brisco	4x400mR: 1987-3
Steve Scott	1500m: 1983-2	Aaliyah Brown	4x100mR: 2017-1
Charles Silmon	4x100mR: 2013-2	Alice Brown	4x100mR: 1987-1
Calvin Smith	100m: 1983-2; 200m: 1983-1 , 1987-1 ; 4x100mR: 1983-1 , 1993-1 (ran ht)	Brittany Brown	200m: 2019-2
Miles Smith	4x400mR: 2005-1 (ran ht)	Dezerea Bryant	4x100mR: 2019-3
Wallace Spearmon	200m: 2005-2, 2007-3, 2009-3; 4x100mR: 2007-1	Tonja Buford	400mH: 1995-2
Steve Spence	Mar: 1991-3	Shelia Burrell	Hep: 2001-3
Jim Spivey	1500m: 1987-3	Danielle Carruthers	100mH: 2011-2
Dean Starkey	PV: 1997-3	Kori Carter	400mH: 2017-1
Savanté Stringfellow	LJ: 2001-2	Michelle Carter	SP: 2015-3, 2017-3
Nathan Strother	4x400mR: 2019-1 (ran ht)	Emma Coburn	3000mSC: 2017-1 , 2019-2
Nick Symmonds	800m: 2013-2	Michelle Collins	4x400mR: 1993-1 (ran ht), 1997-2 (ran ht), 1999-2
Angelo Taylor	400m: 2007-3; 4x400mR: 2007-1 , 2009-1 , 2011-1	Amy Cragg	Mar: 2017-3
Christian Taylor	TJ: 2011-1 , 2015-1 , 2017-1 , 2019-1	Vashti Cunningham	HJ: 2019-3
Michael Tinsley	400mH: 2013-2	Angela Daigle	4x100mR: 2005-1
Jamaal Torrance	4x400mR: 2011-1 (ran ht)	Teahna Daniels	4x100mR: 2019-3
Terrence Trammell	110mH: 2003-2, 2007-2, 2009-2	Mary Decker	1500m: 1983-1 ; 3000m: 1983-1
Andrew Valmon	4x400mR: 1991-2, 1993-1		400mH: 2005-2, 2009-2, 2011-1 , 2013-3; 4x400mR: 2009-1
David Verburg	4x400mR: 2013-1 , 2015-1	Lashinda Demus	4x400mR: 1993-1 (ran ht)
Erick Walder	LJ: 1997-2		100m: 1993-1 ; 100mH: 1991-2, 1993-1 , 1995-1 , 1999-1 , 2001-2; 4x100mR: 1993-2, 1997-1
Brad Walker	PV: 2005-2, 2007-1	Terri Dendy	Mar: 1983-2
Jeremy Wariner	400m: 2005-1 , 2007-1 , 2009-2; 4x400mR: 2005-1 , 2007-1 , 2009-1	Gail Devers	4x400mR: 1987-3, 1991-2
Anthony Washington	DT: 1999-1		PV: 1999-1 , 2001-1
		Stacy Dragila	4x400mR: 2009-1
		Debbie Dunn	4x100mR: 1993-2 (ran ht)
		Sheila Echols	100m: 2003-1 ; 200m: 2003-2;
		Torri Edwards	4x100mR: 2003-2, 2007-1
			4x400mR: 2017-1 (ran ht), 2019-1 (ran ht)
		Kendall Ellis	

Women

Sandra Farmer-Patrick	400mH: 1993-2	Sydney McLaughlin	400mH: 2019-2; 4x400mR: 2019-1
Allyson Felix	200m: 2005-1, 2007-1, 2009-1, 2011-3; 400m: 2011-2, 2015-1, 2017-3; 4x100mR: 2007-1, 2011-1, 2015-2, 2017-1; 4x400mR: 2007-1, 2009-1, 2011-1, 2015-2, 2017-1, 2019-1 (ran ht); u4x400mR: 2019-1		
Michelle Finn	4x100mR: 1993-2	Jearl Miles Clark	400m: 1993-1, 1995-3, 1997-3; 4x400mR: 1991-2, 1993-1, 1995-1, 1997-2, 1999-2, 2003-1
Phyllis Francis	400m: 2017-1; 4x400mR: 2015-2 (ran ht), 2017-1, 2019-1		
Jane Frederick	Hep: 1987-3	Inger Miller	100m: 1999-2; 200m: 1999-1; 4x100mR: 1997-1, 2003-2
Octavious Freeman	4x100mR: 2013-2	Celena Mondie-Milner	4x100mR: 1995-1
Courtney Frerichs	3000mSC: 2017-2	Sandi Morris	PV: 2017-2, 2019-2
Chryste Gaines	4x100mR: 1995-1, 1997-1, 2003-2	Dalilah Muhammad	400mH: 2013-2, 2017-2, 2019-1; 4x400mR: 2019-1
English Gardner	4x100mR: 2013-2, 2015-2	Marshevet Myers	4x100mR: 2011-1
Sandra Glover	400mH: 2003-2, 2005-3	Dawn Nelson	100mH: 2011-3, 2017-2
Lynda Goode	100mH: 1993-3	Courtney Okolo	4x400mR: 2019-1 (ran ht); u4x400mR: 2019-1
Kara Goucher	10,000m: 2007-2	Kiara Parker	4x100mR: 2019-3
Kim Graham	4x400mR: 1995-1, 1997-2	Michelle Perry	100mH: 2005-1, 2007-1
Nicole Green	4x400mR: 1995-1 (ran ht)	Jenna Prandini	4x100mR: 2015-2
Florence Griffith	200m: 1987-2; 4x100mR: 1987-1	DeAnna Price	HT: 2019-1
Carlette Guidry-White	4x100mR: 1995-1	Brittney Reese	LJ: 2009-1, 2011-1, 2013-1, 2017-1
Kendra Harrison	100mH: 2019-2	Suziann Reid	4x400mR: 1999-2
Natasha Hastings	4x400mR: 2007-1 (ran ht), 2009-1 (ran ht), 2011-1 (ran ht), 2013-1, 2015-2, 2017-1 (ran ht)	Sanya Richards-Ross	400m: 2005-2, 2009-1; 4x400mR: 2003-1, 2007-1, 2009-1, 2011-1, 2015-2
Quanera Hayes	4x400mR: 2017-1	Louise Ritter	HJ: 1983-3
Monique Hennagan	4x400mR: 2007-1 (ran ht)	Raevyn Rogers	800m: 2019-2
D'Andre Hill	4x100mR: 1995-1 (ran ht)	Brianna Rollins	100mH: 2013-1
Chaunté Howard	HJ: 2005-2	Shannon Rowbury	1500m: 2009-3
Denean Howard	4x400mR: 1987-3	Jenny Simpson	1500m: 2011-1, 2013-2, 2017-2
Emily Infeld	10,000m: 2015-3	Shalonda Solomon	4x100mR: 2011-1 (ran ht)
Regina Jacobs	1500m: 1997-2, 1999-2	Ashley Spencer	4x400mR: 2013-1
LaTasha Jenkins	200m: 2001-2	Rochelle Stevens	4x400mR: 1991-2, 1995-1
Carmelita Jeter	100m: 2007-3, 2009-3, 2011-1, 2013-3; 200m: 2011-2; 4x100mR: 2007-1 (ran ht), 2011-1	Jenn Suhr	PV: 2013-2
Alysia Johnson/Montaño	800m: 2011-3, 2013-3	Jeneba Tarmoh	4x100mR: 2013-2
Chelsea Johnson	PV: 2009-2=	Cassandra Tate	400mH: 2015-3
Wadeline Jonathas	4x400mR: 2019-1	Jasmine Todd	4x100mR: 2015-2
Camara Jones	4x400mR: 1995-1	Gwen Torrence	100m: 1991-2, 1993-3, 1995-1; 200m: 1991-2, 1993-2; 4x100mR: 1993-2, 1995-1; 4x400mR: 1993-1
Marion Jones X	100m: 1997-1, 1999-1; LJ: 1999-3; 4x100mR: 1997-1	DeeDee Trotter	4x400mR: 2003-1 (ran ht), 2007-1
Natasha Kaiser-Brown	400m: 1993-2; 4x400mR: 1991-2 (ran ht), 1993-1, 1997-2 (ran ht)	Wenda Vereen	4x100mR: 1993-2
Jackie Joyner-Kersey	LJ: 1987-1, 1991-1; Hep: 1987-1, 1993-1	Janeene Vickers	400mH: 1991-3
Anjanette Kirkland	100mH: 2001-1	Maicel Wallace	4x400mR: 1993-1, 1997-2, 1999-2
Bianca Knight	4x100mR: 2011-1	Ariana Washington	4x100mR: 2017-1 (ran ht)
Lillie Leatherwood	4x400mR: 1987-3, 1991-2	Demetria Washington	4x400mR: 2003-1
Muna Lee	4x100mR: 2005-1	Angela Williams	4x100mR: 2003-2
Carol Lewis	LJ: 1983-3	Diane Williams	100m: 1983-3; 4x100mR: 1987-1
Mechelle Lewis	4x100mR: 2007-1 (ran ht)	Jill Williams	SP: 2011-2
Shamier Little	400mH: 2015-2	Laurn Williams	100m: 2005-1, 2007-2; 4x100mR: 2003-2 (ran ht), 2005-1, 2007-1
Pam Marshall	4x100mR: 1987-1	Ajee Wilson	800m: 2017-3, 2019-3
Brenda Martinez	800m: 2013-2	Shakima Wimbley	4x400mR: 2017-1
Francena McCorory	400m: 2011-3; 4x400mR: 2011-1, 2013-1, 2015-2	Mary Wineberg	4x400mR: 2007-1
Miesha McKelvy	100mH: 2003-3		

UZB / Uzbekistan

Years Entered: All from 1993
See also USSR for 1976-1991

Placing Tables:

Overall	Gold	Silver	Bronze	4th	5th	6th	7th	8th
1997	-	-	-	-	1	-	-	-
2011	-	-	-	-	-	-	-	1=
Totals	-	-	-	-	1	-	-	1=

Men	Gold	Silver	Bronze	4th	5th	6th	7th	8th
1997	-	-	-	-	1	-	-	-
Totals	-	-	-	-	1	-	-	-

Women	Gold	Silver	Bronze	4th	5th	6th	7th	8th
2011	-	-	-	-	-	-	-	1=
Totals	-	-	-	-	-	-	-	1=

Highest Placings:

Men	Ramil Ganiyev	Dec: 1997-5
Women	Svetlana Radzivil	HJ: 2011-8=

VAN / Vanuatu

Years Entered: All from 1983

Highest Placings:

Men	Womel Mento	100m: 2015-4h2
Women	Maryline Adam	SP: 1983-19Q

VEN / Venezuela

Years Entered: 1983 / 1987 / 1991 / 1995 / 1997 / 1999 / 2001 / 2003 / 2007 / 2009 / 2011 / 2013 / 2015 / 2017 / 2019

Placing Tables:

Overall	Gold	Silver	Bronze	4th	5th	6th	7th	8th
2011	-	-	-	-	-	-	-	1
2017	1	-	1=	-	-	-	-	-
2019	1	-	-	-	-	-	1=	-
Totals	2	-	1=	-	-	-	1=	1

Men	Gold	Silver	Bronze	4th	5th	6th	7th	8th
2011	-	-	-	-	-	-	-	1
Totals	-	-	-	-	-	-	-	1

Women	Gold	Silver	Bronze	4th	5th	6th	7th	8th
2017	1	-	1=	-	-	-	-	-
2019	1	-	-	-	-	-	1=	-
Totals	2	-	1=	-	-	-	1=	-

Medallists or Highest Placings:

Men	Eduard Villanueva	1500m: 2011-8
Women	Robeilys Peinado	PV: 2017-3=
	Yulimar Rojas	TJ: 2017-1, 2019-1

VIE / Vietnam

Years Entered: 1983 / 1991 / 1993 / 1995 / 1999 / 2003 / 2009 / 2011 / 2013 / 2015 / 2017 / 2019

Highest Placings:

Men	Nguyen Van Hung	TJ: 2009-42Q
Women	Truong Hoang My Linh	100m: 1991-5h4

VIN / Saint Vincent & the Grenadines

Years Entered: All from 1983

Highest Placings:

Men	Eswort Coombs	400m: 1997-5q2
Women	Kineke Alexander	400m: 2009-6s1, 2013-6s2
	Natasha Mayers	100m: 2001-6s2

YEM / Yemen

Years Entered: 1983 / 1987 / 1993 / 1995 / 1997 / 1999 / 2001 / 2003 / 2005 / 2007 / 2011 / 2013 / 2015 / 2019
Incorporating PRY / Democratic People's Republic of Yemen & YAR / Yemen Arab Republic in 1976-1987

Highest Placings:

Men		
YEM	Salim Al-Qaifi	200m: 2003-6h8
YEM	Anwar O. Mohamed Ali	800m: 1995-6h6
PRY	Salim Ahmed Nagib	200m: 1983-6h3
Women		
PRY	Hana Ali Ahmed	200m: 1987-8h2
YEM	Fatima Dahman	400mH: 2011-8h3

YUG / Yugoslavia

Years Entered: 1980 / 1983 / 1987 / 1991 / 1993 / 1995 / 1997 / 1999 / 2001

As IWP / Independent World Championship Participants 1993
Later SCG / Serbia & Montenegro (2003/2005) then SRB / Serbia (2007-) and MNE / Montenegro (2007-)

Placing Tables:

Overall	Gold	Silver	Bronze	4th	5th	6th	7th	8th
1980	-	-	-	-	1	-	-	-
1983	-	-	-	-	1	-	-	1
1987	-	-	-	-	-	-	1	1
1991	-	-	-	1	-	-	1	-
1993IWP	-	-	-	-	1	-	-	-
1995	-	-	-	-	-	1	-	1=
1999	-	-	-	1	-	1	-	-
2001	-	-	-	-	1	-	-	-
Totals	-	-	-	2	4	2	2	2+1=

Men	Gold	Silver	Bronze	4th	5th	6th	7th	8th
1983	-	-	-	-	1	-	-	1
1987	-	-	-	-	-	-	1	-
1991	-	-	-	1	-	-	1	-
1993IWP	-	-	-	-	1	-	-	-
1995	-	-	-	-	-	1	-	1=
1999	-	-	-	1	-	1	-	-
2001	-	-	-	-	1	-	-	-
Totals	-	-	-	2	3	2	2	1+1=

Women	Gold	Silver	Bronze	4th	5th	6th	7th	8th
1980	-	-	-	-	1	-	-	-
1987	-	-	-	-	-	-	-	1
Totals	-	-	-	-	1	-	-	1

Highest Placings:

Men		
SRB	Slobodan Branković	4x400mR: 1991-4
SRB	Dejan Jovković	4x400mR: 1991-4
SRB	Ismail Macev	4x400mR: 1991-4
SRB	Dragutin Topić	HJ: 1999-4
SRB	Nenad Đurović	4x400mR: 1991-4
Women		
SLO	Breda Pergar	3000m: 1980-5

ZAM / Zambia

Years Entered: All from 1987

Placing Table:

Men	Gold	Silver	Bronze	4th	5th	6th	7th	8th
1991	1	-	-	-	-	-	-	-
1993	-	1	-	-	-	-	-	-
1995	-	1	-	-	-	-	-	-
1997	-	-	-	-	1	-	-	-
Totals	1	2	-	-	1	-	-	-

Highest Placings:

Men	Samuel Matete	400mH: 1991-1, 1993-2, 1995-2
Women	Racheal Nachula	400m: 2011-6s3

ZIM / Zimbabwe

Years Entered: All from 1983

Placing Table:

Men	Gold	Silver	Bronze	4th	5th	6th	7th	8th
1995	-	-	-	-	-	1	-	-
1997	-	-	-	-	-	1	-	-
2011	-	-	1	-	-	-	-	-
Totals	-	-	1	-	-	2	-	-

Medallists or Highest Placings:

Men	Ngonidzashe Makusha	LJ: 2011-3
Women	Mariëtte van Heerden	DT: 1983-18Q

SUMMARY – MOST YEARS ENTERED**Competed every year 1976-2019 (11 teams)**

AUS, CAN, ESP, FRA, GBR, GER (including FRG & GDR), ISR, NED, SUI, SWE, USA

Competed every year 1980-2019 (8)

ARG, CIV, DEN, IRL, NOR, NZL, POR

Competed every year except 1980 (5)

FIN, HUN, ITA, MEX, POL

Competed every year from 1983 (72)

AIA, ALG, ANT, AUT, BAH, BAR, BDI, BEL, BOL, BOT, BRA, BUL, BUR, CHI, CHN, COL, CRC, CUB, ECU, EGY, ESA, ETH, FIJ, GAM, GRE, GRN, GUA, GUY, HKG, HON, IND, ISL, IVB, JAM, JPN, KEN, KOR, LBN, LCA, LES, MAD, MAR, MAS, MLI, MLT, MOZ, MRI, NCA, NGR, NRU, PAN, PAR, PER, PNG, PUR, QAT, ROU, RWA, SAM, SEY, SKN, STP, SUD, SWZ, TAN, THA, TTO, TUR, UGA, URU, VAN, ZIM

SUMMARY – LEVELS OF SUCCESS

These tables summarise the biggest overall success by each country or team competing at the World Championships, along with the year they first reached that level

Level 1: At least one gold medal (72 teams)

ALG 1991, ANA 2017, AUS 1983, BAH 1995, BAR 2009, BEL 2017, BLR 1995, BOT 2011, BRA 2011, BRN 2005, BUL 1987, CAN 1995, CHN 1991, COL 2011, CRO 2007, CUB 1993, CZE 1993, DEN 1980, DOM 2001, ECU 2003, ERI 2015, ESP 1993, EST 2005, ETH 1993, FIN 1983, FRA 1991, FRG 1980, GBR 1983, GDR 1980, GER 1991, GRE 1999, GRN 2011, IRL 1983, ITA 1983, JAM 1983, JPN 1991, KEN 1987, LTU 2003, MAR 1987, MEX 1983, MOZ 1993, NAM 1993, NED 2005, NOR 1983, NZL 1997, PAN 2007, POL 1983, POR 1987, PRK 1999, QAT 2003, ROU 1997, RSA 1997, RUS 1993, SEN 2001, SKN 2003, SLO 2009, SOM 1987, SUI 1987, SVK 2015, SWE 1987, SYR 1995, TCH 1983, TJK 1993, TTO 1997, TUN 2011, TUR 2017, UGA 2005, UKR 1993, URS 1976, USA 1983, VEN 2017, ZAM 1991

Level 2: At least one silver medal, but no gold (20)

AUT 2001, BDI 1995, BER 1995, BIH 2019, CIV 2013, CMR 2001, CYP 2009, DJI 1987, EGY 2015, GHA 2005, HUN 1991, ISR 2001, KAZ 1993, LAT 2011, NGR 1987, PUR 2009, SRI 1997, SUD 2011, SUR 1995, TAN 2005

Level 3: At least one bronze medal, but no gold or silver (11)

ASA 1999, BUR 2019, CAY 2001, DMA 1995, HAI 2001, IND 2003, IRI 2011, KOR 2011, KSA 1995, SRB 2013, ZIM 2011

Level 4: At least one finalist or top eight placing, but no medal (31)

AHO 2005, AIA 2009, ALB 1995, ANT 2009, ARG 1993, ARM 1995, AZE 2009, BEN 2019, CHA 2001, CHI 1987, CRC 2019, GAM 2019, GUA 2011, GUY 1983, ISL 1991, ISV 2009, IVB 2017, IWP 1993, KUW 2007, LCA 2007, MAS 2019, MDA 2001, MRI 2001, PER 2017, RWA 1991, SCG 2003, SLE 1995, TPE 1983, URU 1993, UZB 1993, YUG 1980

Level 5: At least one semi-finalist, but no finalist (18)

ANG 1991, BIZ 2007, COD 2003, FIJ 2003, GAB 2011, HON 2009, KGZ 2003, LBA 2009, LBR 1997, LES 2011, LUX 1983, MAD 1993, MLI 2007, NIG 2019, SAM 2015, THA 1999, UAE 2015, VIN 2001

Level 6: No placing in first eight or any advancement from any preliminary round (74)

AFG 1983, AND 1991, ART 2017, ARU 1987, BAN 1991, BHU 2009, BOL 1983, BRU 1991, CAF 1983, CAM 1983, CGO 1987, COK 1983, COM 1983, CPV 1993, ESA 1983, FSM 1997, GBS 1997, GEO 1993, GEQ 1987, GIB 1983, GUI 1983, GUM 1987, HKG 1983, INA 1983, IRQ 1983, JOR 1983, KIR 1999, KOS 2015, LAO 1993, LBN 1983, LIE 1987, MAC 2001, MAW 1983, MDV 1987, MGL 1991, MHL 1991, MKD 1993, MLT 1983, MNE 2007, MNT 1983, MON 1987, MTN 1987, MYA 1991, NCA 1983, NEP 1983, NFI 1995, NMI 1991, NRU 1983, OMA 1983, PAK 1983, PAR 1983, PHI 1983, PLE 1983, PLW 1997, PNG 1983, PRY 1983, PYF 1993, SEY 1983, SGP 1983, SMR 1983, SOL 1983, SSD 2017, STP 1983, SWZ 1983, TGA 1983, TKM 1993, TKS 1983, TLS 2011, TOG 1983, TUV 2009, VAN 1983, VIE 1983, YAR 1983, YEM 1993

Additionally considering the USSR states before independence brings the following adjustments:

Level 1 (gold)

BLR 1983 (Troshchilo), KAZ 1976 (Soldatenko), RUS 1983 (Bykova, Chernetskiy, Fesenko, Litvinov, Markin), UKR 1983 (Avdeyenko, Bubka), UZB 1983 (Lovachev)

Level 2 (silver)

ARM 1987 (Emmijan), KGZ 1987 (Paklin)

Level 4 (top eight/final)

TKM 1983 (Larisa Kositsyna, 5th HJ), MDA 1987 (Viktor Mostóvik, 4th 20kmW)

Level 5 (semi-final)

GEO 1987 (Maya Azarashvili, sf 200m)



WORLD ATHLETICS
CHAMPIONSHIPS
OREGON 22



WORLD ALL-TIME LISTS

Included here are top 40 lists in all World Championship events and top 10s (where there is regular competition) in the remaining events having World record status according to World Athletics Competition Rule 32

Where possible the country of origin of athletes representing the former Czechoslovakia, USSR or Yugoslavian states is given
(Lists as at May 31, 2022)

MARK	WIND	NAME		COUNTRY	BORN	PLACE	VENUE	DATE
100 Metres								
9.58	0.9	Usain Bolt		JAM	86	1	Berlin	16 Aug 09
9.63	1.5	Bolt				1	London (QE2 Park Stratford)	5 Aug 12
9.69	0.0	Bolt				1	Beijing	16 Aug 08
9.69	2.0	Tyson Gay		USA	82	1	Shanghai	20 Sep 09
9.69	-0.1	Yohan Blake		JAM	89	1	Lausanne	23 Aug 12
9.71	0.9	Gay				2	Berlin	16 Aug 09
9.72	1.7	Bolt				1	New York (Randall's Island)	31 May 08
9.72	0.2	Asafa Powell		JAM	82	1	Lausanne	2 Sep 08
9.74	1.7	Powell				1h2	Rieti	9 Sep 07
9.74	0.8	Justin Gatlin		USA	82	1	Doha	15 May 15
<i>(10 performances / 5 performers)</i>								
9.76	0.6	Christian Coleman		USA	96	1	Doha	28 Sep 19
9.76A	1.2	Trayvon Bromell		USA	95	1	Nairobi	18 Sep 21
9.77A	1.2	Ferdinand Omanyala		KEN	96	2	Nairobi	18 Sep 21
9.78	0.9	Nesta Carter		JAM	85	1	Rieti	29 Aug 10
9.79	0.1	Maurice Greene		USA	74	1rA	Athína	16 Jun 99
<i>(10)</i>								
9.80	1.3	Steve Mullings		JAM	82	1	Eugene	4 Jun 11
9.80	0.1	Lamont Marcell Jacobs		ITA	94	1	Tokyo	1 Aug 21
9.82	1.7	Richard Thompson		TTO	85	1	Port of Spain	21 Jun 14
9.83	0.9	Su Bingtian		CHN	89	1s3	Tokyo	1 Aug 21
9.83	0.9	Ronnie Baker		USA	93	2s3	Tokyo	1 Aug 21
9.84	0.7	Donovan Bailey		CAN	67	1	Atlanta	27 Jul 96
9.84	0.2	Bruny Surin		CAN	67	2	Sevilla	22 Aug 99
9.84	1.2	Akani Simbine		RSA	93	1	Székesfehérvár	6 Jul 21
9.84	0.1	Fred Kerley		USA	95	2	Tokyo	1 Aug 21
9.85	1.2	Leroy Burrell		USA	67	1rA	Lausanne	6 Jul 94
<i>(20)</i>								
9.85	1.7	Olusoji Fasuba		NGR	84	2	Doha	12 May 06
9.85	1.3	Mike Rodgers		USA	85	2	Eugene	4 Jun 11
9.85	1.5	Marvin Bracy		USA	93	2	Miramar	5 Jun 21
9.86	1.2	Carl Lewis		USA	61	1	Tokyo	25 Aug 91
9.86	-0.4	Frankie Fredericks		NAM	67	1rA	Lausanne	3 Jul 96
9.86	1.8	Ato Boldon		TTO	73	1rA	Walnut	19 Apr 98
9.86	0.6	Francis Obikwelu		POR	78	2	Athína	22 Aug 04
9.86	1.4	Keston Bledman		TTO	88	1	Port-of-Spain	23 Jun 12
9.86	1.3	Jimmy Vicaut		FRA	92	2	Paris (Saint-Denis)	4 Jul 15
9.86	0.9	Noah Lyles		USA	97	1	Shanghai	18 May 19
<i>(30)</i>								
9.86	0.8	Divine Oduduru		NGR	96	1	Austin	7 Jun 19
9.86	1.6	Michael Norman		USA	97	1	Fort Worth	20 Jul 20
9.86	0.2	Oblique Seville		JAM	01	1	Kingston	21 May 22
9.86	0.7	Micah Williams		USA	01	1q2	Fayetteville	27 May 22
9.87	0.3	Linford Christie		GBR	60	1	Stuttgart	15 Aug 93
9.87A	-0.2	Obadele Thompson		BAR	76	1	Johannesburg	11 Sep 98
9.88	1.8	Shawn Crawford		USA	78	1	Eugene	19 Jun 04
9.88	0.6	Walter Dix		USA	86	2	Nottwil	8 Aug 10
9.88	0.9	Ryan Bailey		USA	89	2	Rieti	29 Aug 10
9.88	1.0	Michael Frater		JAM	82	2	Lausanne	30 Jun 11
<i>(40)</i>								
<i>Wind-assisted marks. Performances to 9.74 and performers to 9.85</i>								
9.68	4.1	Tyson Gay		USA	82	1	Eugene	29 Jun 08
9.69A	>5.0	Obadele Thompson		BAR	76	1	El Paso	13 Apr 96
9.69	4.8	Andre De Grasse		CAN	94	1	Stockholm	18 Jun 17
9.72	2.1	Powell				1	Oslo	4 Jun 10
9.74	w	Richard Thompson		TTO	85	1	Clermont	31 May 14
9.74	2.9	De Grasse				1	Eugene	21 Aug 21

MARK	WIND	NAME	COUNTRY	BORN	PLACE	VENUE	DATE	
9.75	4.1	Aaron	Armstrong	USA	77	1	Garden City	1 May 99
9.75	4.3	Darvis	Patton	USA	77	1	Austin	30 Mar 13
9.75	2.1	Trayvon	Bromell	USA	95	1	Jacksonville	30 Apr 22
9.76A	6.1	Churandy	Martina	AHO	84	1	El Paso	13 May 06
9.78	5.2	Carl	Lewis	USA	61	1	Indianapolis	16 Jul 88
9.78	3.7	Maurice	Greene	USA	74	1	Stanford	31 May 04
9.78	2.4	Ronnie	Baker	USA	93	1	Eugene	26 May 18
9.78	2.9	Fred	Kerley	USA	95	2	Eugene	21 Aug 21
9.79	5.3	Andre	Cason	USA	69	1h4	Eugene	16 Jun 93
9.79	3.0	Favour	Ashe	NGR	02	1	Baton Rouge	30 Apr 22
9.80	4.1	Walter	Dix	USA	86	2	Eugene	29 Jun 08
9.80	2.7	Mike	Rodgers	USA	85	2	Eugene	31 May 14
9.80	3.2	Terrance	Laird	USA	98	1	College Station	15 May 21
9.82	3.0	Isiah	Young	USA	90	1	Clermont	16 May 15
9.82	4.9	Remontey	McClain	USA	92	1h3	Eugene	26 May 15
9.82	2.8	Akani	Simbine	RSA	93	1s1	Pretoria	15 Apr 21
9.83	7.1	Leonard	Scott	USA	80	1r1	Knoxville	9 Apr 99
9.83	2.2	Derrick	Atkins	BAH	84	2	New York	2 Jun 07
9.83	2.5	Micah	Williams	USA	01	1	Walnut	16 Apr 22
9.84	5.4	Francis	Obikwelu	POR	78	1	Zaragoza	3 Jun 06
9.84	4.8	Ben Youssef	Meité	CIV	86	2	Stockholm	18 Jun 17
9.85	4.8	Dennis	Mitchell	USA	66	2	Eugene	17 Jun 93
9.85A	3.0	Frankie	Fredericks	NAM	67	1	Nairobi	18 May 02
9.85	4.1	Travis	Padgett	USA	86	4	Eugene	29 Jun 08
9.85	3.6	Keston	Bledman	TTO	88	1rA	Clermont	2 Jun 12
9.85	3.2	Charles	Silmon	USA	91	1s1	Des Moines	21 Jun 13
9.85A	3.0	Kemar	Hyman	CAY	89	1s2	San José, CRC	7 Aug 15
<i>Doping-disqualified</i>								
9.78	2.0	Tim	Montgomery	USA	75	(1)	Paris	14 Sep 02
9.79	1.1	Ben	Johnson	CAN	61	(1)	Seoul	24 Sep 88
200 Metres								
19.19	-0.3	Usain	Bolt	JAM	86	1	Berlin	20 Aug 00
19.26	0.7	Yohan	Blake	JAM	89	1	Bruxelles	16 Sep 11
19.30	-0.9		Bolt			1	Beijing	20 Aug 08
19.32	0.4	Michael	Johnson	USA	67	1	Atlanta	1 Aug 96
19.32	0.4		Bolt			1	London (QE2 Park Stratford)	9 Aug 12
19.40	0.8		Bolt			1	Daegu	3 Sep 11
19.44	0.4		Blake			2	London (QE2 Park Stratford)	9 Aug 12
19.49	1.4	Erriyon	Knighton	USA	04	1	Baton Rouge	30 Apr 22
19.50	-0.1	Noah	Lyles	USA	97	1	Lausanne	5 Jul 19
19.52	1.5		Lyles			1	Eugene	21 Aug 21
		(10/5)						
19.53	0.7	Walter	Dix	USA	86	2	Bruxelles	16 Sep 11
19.57	0.4	Justin	Gatlin	USA	82	1	Eugene	28 Jun 15
19.58	1.3	Tyson	Gay	USA	82	1	New York	30 May 09
19.62	-0.5	Andre	De Grasse	CAN	94	1	Tokyo	4 Aug 21
19.63	0.4	Xavier	Carter	USA	85	1	Lausanne	11 Jul 06
		(10)						
19.65	0.0	Wallace	Spearmon	USA	84	1	Daegu	28 Sep 06
19.68	0.4	Frankie	Fredericks	NAM	67	2	Atlanta	1 Aug 96
19.68	-0.5	Kenny	Bednarek	USA	98	2	Tokyo	4 Aug 21
19.69A	-0.5	Clarence	Munyai	RSA	98	1s1	Pretoria	16 Mar 18
19.70	0.7	Michael	Norman	USA	97	1	Roma	6 Jun 19
19.72A	1.8	Pietro	Mennea	ITA	52	1	Ciudad de México	12 Sep 79
19.73	-0.2	Michael	Marsh	USA	67	1s1	Barcelona	5 Aug 92
19.73	0.8	Divine	Oduduru	NGR	96	1	Austin	7 Jun 19
19.74	1.4	LaShawn	Merritt	USA	86	1s3	Eugene	8 Jul 16
19.75	1.5	Carl	Lewis	USA	61	1	Indianapolis	19 Jun 83
		(20)						
19.75	1.7	Joe	DeLoach	USA	67	1	Seoul	28 Sep 88
19.75	0.3	Steven	Gardiner	BAH	95	1	Coral Gables	7 Apr 18
19.76	0.7	Ramil	Guliyev	TUR	90	1	Berlin	9 Aug 18
19.76A	2.0	Fred	Kerley	USA	95	1	Nairobi	18 Sep 21
19.77	0.7	Ato	Boldon	TTO	73	1rA	Stuttgart	13 Jul 97
19.77	0.0	Isaac	Makwala	BOT	85	1	Madrid	14 Jul 17
19.79	1.2	Shawn	Crawford	USA	78	1	Athína	26 Aug 04
19.79	0.9	Warren	Weir	JAM	89	1	Kingston	23 Jun 13

MARK	WIND	NAME	COUNTRY	BORN	PLACE	VENUE	DATE	
19.80	0.8	Christophe	Lemaitre	FRA	90	1	Daegu	3 Sep 11
19.80	2.0	Rasheed	Dwyer	JAM	89	1s1	Toronto	23 Jul 15
		(30)						
19.81	-0.3	Alonso	Edward	PAN	89	2	Berlin	20 Aug 09
19.81	0.4	Churandy	Martina	NED	84	1	Lausanne	25 Aug 16
19.81	0.1	Akeem	Bloomfield	JAM	97	1	London (QE2 Park Stratford)	22 Jul 18
19.81	0.8	Terrance	Laird	USA	98	1	Austin	27 Mar 21
19.83A	0.9	Tommie	Smith	USA	44	1	Ciudad de México	16 Oct 68
19.84	1.7	Francis	Obikwelu	NGR	78	1s2	Sevilla	25 Aug 99
19.84	1.2	Wayde	van Niekerk	RSA	92	1	Kingston	10 Jun 17
19.85	-0.3	John	Capel	USA	78	1	Sacramento	23 Jul 00
19.85	-0.5	Konstadinos	Kedéris	GRE	73	1	München	9 Aug 02
19.85	0.0	Nickel	Ashmeade	JAM	90	2	Zürich	30 Aug 12
		(40)						
19.85	1.9	Ameer	Webb	USA	91	1	Doha	6 May 16
19.85	-0.5	Christian	Coleman	USA	96	1q1	Lexington	27 May 17

Wind-assisted marks. Performers to 19.85

19.49A	6.1	Kenny	Bednarek	USA	98	1h4	Hobbs	17 May 19
19.58	2.4	Andre	De Grasse	CAN	94	1	Eugene	12 Jun 15
19.61	>4.0	Leroy	Burrell	USA	67	1	College Station	19 May 90
19.64A	5.6	Terrance	Laird	USA	98	1h	Hobbs	17 May 19
19.72	3.8	Micaiah	Harris	USA	98	1	Lubbock TX	15 May 22
19.73	3.3	Shawn	Crawford	USA	78	1	Eugene	28 Jun 09
19.75	4.1	Isiah	Young	USA	90	1	Clermont	16 May 15
19.75	2.1	Fred	Kerley	USA	95	2	Doha	13 May 22
19.81	3.8	Courtney	Lindsey	USA	98	2	Lubbock	15 May 22
19.83	9.2	Bobby	Cruse	USA	78	1r2	Knoxville	9 Apr 99
19.85	4.4	Joe	Fahnbulleh	LBR	01	1q3	Bloomington	27 May 22

400 Metres

43.03		Wayde	van Niekerk	RSA	92	1	Río de Janeiro	14 Aug 16
43.18		Michael	Johnson	USA	67	1	Sevilla	26 Aug 99
43.29		Butch	Reynolds	USA	64	1	Zürich	17 Aug 88
43.39			Johnson			1	Göteborg	9 Aug 95
43.44			Johnson			1	Atlanta	19 Jun 96
43.45		Jeremy	Wariner	USA	84	1	Osaka	31 Aug 07
43.45		Michael	Norman	USA	97	1	Torrance	20 Aor 19
43.48			van Niekerk			1	Beijing	26 Aug 15
43.48		Steven	Gardiner	BAH	95	1	Doha	4 Oct 19
43.49			Johnson			1	Atlanta	29 Jul 96
		(10/6)						
43.50		Quincy	Watts	USA	70	1	Barcelona	5 Aug 92
43.64		Fred	Kerley	USA	95	1	Des Moines	27 Jul 19
43.65		LaShawn	Merritt	USA	86	2	Beijing	26 Aug 15
43.72		Isaac	Makwala	BOT	85	1	La Chaux-de-Fonds	5 Jul 15
		(10)						
43.74		Kirani	James	GRN	92	1	Lausanne	3 Jul 14
43.81		Danny	Everett	USA	66	1	New Orleans	26 Jun 92
43.85		Randolph	Ross	USA	01	1	Eugene	11 Jun 21
43.86A		Lee	Evans	USA	47	1	Ciudad de México	18 Oct 68
43.87		Steve	Lewis	USA	69	1	Seoul	28 Sep 88
43.93		Youssef	Al-Masrahi	KSA	87	1h2	Beijing	23 Aug 15
43.93		Rusheen	McDonald	JAM	92	2h2	Beijing	23 Aug 15
43.93		Anthony	Zambrano	COL	98	2s1	Tokyo	2 Aug 21
43.94		Akeem	Bloomfield	JAM	97	2	Eugene	8 Jun 18
43.97A		Larry	James	USA	47	2	Ciudad de México	18 Oct 68
		(20)						
44.01		Machel	Cedenio	TTO	95	4	Río de Janeiro	14 Aug 16
44.02		Baboloki	Thebe	BOT	97	2	Lausanne	6 Jul 17
44.03		Michael	Cherry	USA	95	1	Bruxelles	3 Sep 21
44.05		Angelo	Taylor	USA	78	1	Indianapolis	23 Jun 07
44.07		Abdalelah	Haroun	QAT	97	1	London (QE2 Park Stratford)	21 Jul 18
44.09		Alvin	Harrison	USA	74	3	Atlanta	19 Jun 96
44.09		Jerome	Young	USA	76	1	New Orleans	21 Jun 98
44.10		Gary	Kikaya	COD	78	2	Stuttgart	9 Sep 06
44.11		Luguelín	Santos	DOM	92	4	Beijing	26 Aug 15
44.13		Derek	Mills	USA	72	1	Eugene	4 Jun 95
		(30)						

MARK	NAME	COUNTRY	BORN	PLACE	VENUE	DATE	
44.13	Nathon	Allen	JAM	95	3	Eugene	8 Jun 18
44.14	Roberto	Hernández	CUB	67	2	Sevilla	30 May 90
44.15	Anthuan	Maybank	USA	69	1rB	Lausanne	3 Jul 96
44.16	Otis	Harris	USA	82	2	Athína	23 Aug 04
44.17	Innocent	Egbunike	NGR	61	1rA	Zürich	19 Aug 87
44.18	Samson	Kitur	KEN	66	2s2	Barcelona	3 Aug 92
44.20A	Charles	Gitonga	KEN	71	1	Nairobi	29 Jun 96
44.21	Ian	Morris	TTO	61	3s2	Barcelona	3 Aug 92
44.21A	Emmanuel	Korir	KEN	95	1	Nairobi	23 Jun 18
44.22	Gil	Roberts	USA	89	2	Sacramento	24 Jun 17
	(40)						
<i>Doping-disqualified</i>							
44.21	Antonio	Pettigrew	USA	67	(1)	Nassau	26 May 99
800 Metres							
1:40.91	David	Rudisha	KEN	88	1	London (QE2 Park Stratford)	9 Aug 12
1:41.01		Rudisha			1rA	Rieti	29 Aug 10
1:41.09		Rudisha			1	Berlin	22 Aug 10
1:41.11	Wilson	Kipketer	DEN	70	1	Köln	24 Aug 97
1:41.24		Kipketer			1rA	Zürich	13 Aug 97
1:41.33		Rudisha			1	Rieti	10 Sep 11
1:41.51		Rudisha			1	Heusden-Zolder	10 Jul 10
1:41.54		Rudisha			1	Paris (Saint-Denis)	6 Jul 12
1:41.73	photo-cell	Sebastian	GBR	56	1	Firenze	10 Jun 81
1:41.73		Kipketer			1rA	Stockholm	7 Jul 97
1:41.73	Nijel	Amos	BOT	94	2	London (QE2 Park Stratford)	9 Aug 12
	(11/4)						
1:41.77	Joaquim	Cruz	BRA	63	1	Köln	26 Aug 84
1:42.05	Emmanuel	Korir	KEN	95	1	London (QE2 Park Stratford)	22 Jul 18
1:42.23	Abubaker	Kaki	SUD	89	2	Oslo	4 Jun 10
1:42.28	Sammy	Koskei	KEN	61	2	Köln	26 Aug 84
1:42.34	Wilfred	Bungei	KEN	80	2	Rieti	8 Sep 02
1:42.34	Donavan	Brazier	USA	97	1	Doha	1 Oct 19
	(10)						
1:42.37	Mohammed	Aman	ETH	94	1	Bruxelles	6 Sep 13
1:42.47	Yuriy	Borzakovskiy	RUS	81	1	Bruxelles	24 Aug 01
1:42.51	Amel	Tuka	BIH	91	1	Monaco	17 Jul 15
1:42.53	Timothy	Kitum	KEN	94	3	London (QE2 Park Stratford)	9 Aug 12
1:42.53	Pierre-Ambroise	Bosse	FRA	92	2	Monaco	18 Jul 14
1:42.54	Ferguson	Cheruiyot	KEN	89	2	Monaco	12 Jul 19
1:42.55	André	Bucher	SUI	76	1rA	Zürich	17 Aug 01
1:42.58	Vebjørn	Rodal	NOR	72	1	Atlanta	31 Jul 96
1:42.60	Johnny	Gray	USA	60	2r1	Koblenz	28 Aug 85
1:42.61	Taoufik	Makhloufi	ALG	88	2	Río de Janeiro	15 Aug 16
	(20)						
1:42.62	Patrick	Ndururi	KEN	69	2rA	Zürich	13 Aug 97
1:42.67	Alfred	Kirwa Yego	KEN	86	2	Rieti	6 Sep 09
1:42.69	Hezekiel	Sepeng	RSA	74	2	Bruxelles	3 Sep 99
1:42.69	Japheth	Kimutai	KEN	78	3	Bruxelles	3 Sep 99
1:42.79	Fred	Onyancha	KEN	69	3	Atlanta	31 Jul 96
1:42.79	Youssef Saad	Kamel	BRN	83	2	Monaco	29 Jul 08
1:42.81	Jean-Patrick	Nduwimana	BDI	78	2rA	Zürich	17 Aug 01
1:42.82	Duane	Solomon	USA	84	4	London (QE2 Park Stratford)	9 Aug 12
1:42.85	Norberto	Télez	CUB	72	4	Atlanta	31 Jul 96
1:42.86	Mbulaeni	Mulaudzi	RSA	80	3	Rieti	6 Sep 09
	(30)						
1:42.87	Alfred	Kipketer	KEN	96	1	Paris (Saint-Denis)	27 Aug 16
1:42.88	Steve	Cram	GBR	60	1rA	Zürich	21 Aug 85
1:42.91	William	Yiampoy	KEN	74	3	Rieti	8 Sep 02
1:42.93	Clayton	Murphy	USA	95	3	Río de Janeiro	15 Aug 16
1:42.95	Boaz	Lalang	KEN	89	2rA	Rieti	29 Aug 10
1:42.95	Nick	Symmonds	USA	83	5	London (QE2 Park Stratford)	9 Aug 12
1:42.97	Peter	Elliott	GBR	62	1	Sevilla	30 May 90
1:42.97	Ayanleh	Souleiman	DJI	92	3	Monaco	17 Jul 15
1:42.98	Patrick	Konchellah	KEN	68	2	Köln	24 Aug 97
1:43.03	Kennedy/Kenneth	Kimwetich	KEN	73	2	Stuttgart	19 Jul 98
	(40)						

MARK	NAME		COUNTRY	BORN	PLACE	VENUE	DATE
1000 Metres							
2:11.96	Noah	Ngeny	KEN	78	1	Rieti	5 Sep 99
2:12.18	Sebastian	Coe	GBR	56	1	Oslo	11 Jul 81
2:12.88	Steve	Cram	GBR	60	1	Gateshead	9 Aug 85
2:13.08	Taoufik	Makhloufi	ALG	88	1	Tomblaine	1 Jul 15
2:13.49	Ayanleh	Souleiman	DJI	92	1	Lausanne	25 Aug 16
2:13.56	Kennedy	Kimwetich	KEN	73	2	Nice	17 Jul 99
2:13.62	Abubaker	Kaki	SUD	89	1	Eugene	3 Jul 10
2:13.73	Noureddine	Morceli	ALG	70	1	Lille	2 Jul 93
2:13.89	Robert	Biwott	KEN	96	2	Lausanne	25 Aug 16
2:13.9	Rick	Wohlhuter	USA	48	1	Oslo	30 Jul 74
	(10)						
1500 Metres							
3:26.00	Hicham	El Guerrouj	MAR	74	1	Roma	14 Jul 98
3:26.12		El Guerrouj			1	Bruxelles	24 Aug 01
3:26.34	Bernard	Lagat	KEN	74	2	Bruxelles	24 Aug 01
3:26.45		El Guerrouj			1 rA	Zürich	12 Aug 98
3:26.69	Asbel	Kiprop	KEN	89	1	Monaco	17 Jul 15
3:26.89		El Guerrouj			1	Zürich	16 Aug 02
3:26.96		El Guerrouj			1	Rieti	8 Sep 02
3:27.21		El Guerrouj			1	Zürich	11 Aug 00
3:27.34		El Guerrouj			1	Monaco	19 Jul 02
3:27.37	Noureddine	Morceli	ALG	70	1	Nice	12 Jul 95
	(10/4)						
3:27.64	Silas	Kiplagat	KEN	89	1	Monaco	18 Jul 14
3:28.12	Noah	Ngeny	KEN	78	2	Zürich	11 Aug 00
3:28.32	Jakob	Ingebrigtsen	NOR	00	1	Tokyo	7 Aug 21
3:28.41	Timothy	Cheruiyot	KEN	95	1	Monaco	20 Jul 18
3:28.75	Taoufik	Makhloufi	ALG	88	2	Monaco	17 Jul 15
3:28.76	Mohamed	Katir	ESP	98	2	Monaco	9 Jul 21
	(10)						
3:28.79	Abdelaati	Iguider	MAR	87	3	Monaco	17 Jul 15
3:28.80	Elijah	Manangoi	KEN	93	1	Monaco	21 Jul 17
3:28.81	Mohamed	Farah	GBR	83	2	Monaco	19 Jul 13
3:28.81	Ronald	Kwemoi	KEN	95	3	Monaco	18 Jul 14
3:28.95	Fermín	Cacho	ESP	69	2rA	Zürich	13 Aug 97
3:28.98	Mehdi	Baala	FRA	78	2	Bruxelles	5 Sep 03
3:29.02	Daniel Kipchirchir	Komen	KEN	84	1	Roma	14 Jul 06
3:29.05	Josh	Kerr	GBR	97	3	Tokyo	7 Aug 21
3:29.14	Rashid	Ramzi	BRN	80	2	Roma	14 Jul 06
3:29.18	Vénuste	Niyongabo	BUR	73	2	Bruxelles	22 Aug 97
	(20)						
3:29.29	William	Chirchir	KEN	79	3	Bruxelles	24 Aug 01
3:29.46	Saïd	Aouita	MAR	59	1	Berlin	23 Aug 85
3:29.46	Daniel	Komen	KEN	76	1	Monaco	16 Aug 97
3:29.47	Augustine	Choge	KEN	87	1	Berlin	14 Jun 09
3:29.47	Jake	Wightman	GBR	94	3	Monaco	14 Aug 20
3:29.50	Caleb	Ndiku	KEN	92	3	Monaco	19 Jul 13
3:29.51	Ali	Saïdi-Sief	ALG	78	1	Lausanne	4 Jul 01
3:29.51	Stewart	McSweyn	AUS	95	4	Monaco	9 Jul 21
3:29.53	Amine	Laâlou	MAR	82	2	Monaco	22 Jul 10
3:29.56	Abel	Kipsang	KEN	96	4	Tokyo	7 Aug 21
	(30)						
3:29.58	Ayanleh	Souleiman	DJI	92	4	Monaco	18 Jul 14
3:29.66	Nick	Willis	NZL	83	5	Monaco	17 Jul 15
3:29.67	Steve	Cram	GBR	60	1	Nice	16 Jul 85
3:29.77	Sydney	Maree	USA	56	1	Köln	25 Aug 85
3:29.77	Sebastian	Coe	GBR	56	1	Rieti	7 Sep 86
3:29.77	Nixon	Chepseba	KEN	90	2	Monaco	20 Jul 12
3:29.91	Laban	Rotich	KEN	69	2rA	Zürich	12 Aug 98
3:29.91	Aman	Wote	ETH	84	6	Monaco	14 Jul 14
3:30.01	Filip	Ingebrigtsen	NOR	93	3	Monaco	20 Jul 18
3:30.04	Timothy	Kiptanui	KEN	80	2	Paris (Saint-Denis)	23 Jul 04
	(40)						

MARK	NAME	COUNTRY	BORN	PLACE	VENUE	DATE	
One Mile							
3:43.13	Hicham	El Guerrouj	MAR	74	1	Roma	7 Jul 99
3:43.40	Noah	Ngeny	KEN	78	2	Roma	7 Jul 99
3:44.39	Noureddine	Morceli	ALG	70	1	Rieti	5 Sep 93
3:46.32	Steve	Cram	GBR	60	1	Oslo	27 Jul 85
3:46.38	Daniel	Komen	KEN	76	2	Berlin	26 Aug 97
3:46.70	Vénuste	Niyongabo	BUR	73	3	Berlin	26 Aug 97
3:46.76	Saïd	Aouita	MAR	59	1	Helsinki	2 Jul 87
3:46.91	Alan	Webb	USA	83	1	Brasschaat	21 Jul 07
3:47.24	Jakob	Ingebrigtsen	NOR	00	1	Eugene	21 Aug 21
3:47.28	Bernard	Lagat	KEN	74	2	Roma	29 Jun 01
	(10)						
<i>Indoors</i>							
3:47.01	Yomif	Kejelcha	ETH	97	1	Boston (Allston)	3 Mar 19
2000 Metres							
4:44.79	Hicham	El Guerrouj	MAR	74	1	Berlin	7 Sep 99
4:46.88	Ali	Saïdi-Sief	ALG	78	1	Strasbourg	19 Jun 01
4:47.88	Noureddine	Morceli	ALG	70	1	Paris	3 Jul 95
4:48.69	Vénuste	Niyongabo	BUR	73	1	Nice	12 Jul 95
4:48.74	John	Kibowen	KEN	69	1	Hechtel	1 Aug 98
4:50.01	Jakob	Ingebrigtsen	NOR	00	1	Oslo	11 Jun 20
4:50.08	Noah	Ngeny	KEN	78	1	Stockholm	30 Jul 99
4:50.76	Craig	Mottram	AUS	80	1	Melbourne (OP)	9 Mar 06
4:50.81	Saïd	Aouita	MAR	59	1	Paris	16 Jul 87
4:51.30	Daniel	Komen	KEN	76	1	Milano	5 Jun 98
	(10)						
<i>Indoors</i>							
4:49.99	Kenenisa	Bekele	ETH	82	1	Birmingham	17 Feb 07
3000 Metres							
7:20.67	Daniel	Komen	KEN	76	1	Rieti	1 Sep 96
7:23.09	Hicham	El Guerrouj	MAR	74	1	Bruxelles	3 Sep 99
7:25.02	Ali	Saïdi-Sief	ALG	78	1	Monaco	18 Aug 00
7:25.09	Haile	Gebrselassie	ETH	73	1	Bruxelles	28 Aug 98
7:25.11	Noureddine	Morceli	ALG	70	1	Monaco	2 Aug 94
7:25.79	Kenenisa	Bekele	ETH	82	1	Stockholm	7 Aug 07
7:26.25	Yomif	Kejelcha	ETH	97	1	Oslo	1 Jul 21
7:26.62	Mohammed	Mourhit	BEL	70	2	Monaco	18 Aug 00
7:26.64	Jacob	Kiplimo	UGA	00	1	Roma	17 Sep 20
7:27.05	Jakob	Ingebrigtsen	NOR	00	2	Roma	17 Sep 20
	(10)						
<i>Indoors</i>							
7:24.98	Getnet	Wale	ETH	00	1	Liévin	9 Feb 21
7:26.10	Selemon	Barega	ETH	00	2	Liévin	9 Feb 21
7:26.20	Berihu	Aregawi	ETH	01	1	Karlsruhe	28 Jan 22
5000 Metres							
12:35.36	Joshua	Cheptegei	UGA	96	1	Monaco	14 Aug 20
12:37.35	Kenenisa	Bekele	ETH	82	1	Hengelo	31 May 04
12:39.36	Haile	Gebrselassie	ETH	73	1	Helsinki	13 Jun 98
12:39.74	Daniel	Komen	KEN	76	1	Bruxelles	22 Aug 97
12:40.18		K Bekele			1	Paris (Saint-Denis)	1 Jul 05
12:41.86		Gebrselassie			1	Zürich	13 Aug 97
12:43.02	Selemon	Barega	ETH	00	1	Bruxelles	31 Aug 18
12:44.39		Gebrselassie			1	Zürich	16 Aug 95
12:44.90		Komen			2	Zürich	13 Aug 97
12:45.09		Komen			1	Zürich	14 Aug 96
	(10/5)						
12:45.82	Hagos	Gebrhiwet	ETH	94	2	Bruxelles	31 Aug 18
12:46.53	Eliud	Kipchoge	KEN	84	1	Roma	2 Jul 04

MARK	NAME	COUNTRY	BORN	PLACE	VENUE	DATE	
12:46.81	Dejen	Gebremeskel	ETH	89	1	Paris (Saint-Denis)	6 Jul 12
12:46.79	Yomif	Kejelcha	ETH	97	3	Bruxelles	31 Aug 18
12:47.04	Sileshi	Sihine	ETH	83	2	Roma	2 Jul 04
	(10)						
12:47.20	Mohammed	Ahmed	CAN	91	1	Portland	10 Jul 20
12:48.45	Jakob	Ingebrigtsen	NOR	00	1	Firenze	10 Jun 21
12:48.63	Jacob	Kiplimo	UGA	00	1	Ostrava	8 Sep 20
12:48.64	Isiah	Koech	KEN	93	3	Paris (Saint-Denis)	6 Jul 12
12:48.66	Isaac	Songok	KEN	84	2	Zürich	18 Aug 06
12:48.77	Yenew	Alamirew	ETH	90	4	Paris (Saint-Denis)	6 Jul 12
12:48.81	Stephen	Cherono	KEN	82	1	Ostrava	12 Jun 03
	(later Saif Saaed Shaheen QAT)						
12:49.04	Thomas	Longosiwa	KEN	82	5	Paris (Saint-Denis)	6 Jul 12
12:49.28	Brahim	Lahlafi	MAR	68	1	Bruxelles	25 Aug 00
12:49.50	John	Kipkoech	KEN	91	6	Paris (Saint-Denis)	6 Jul 12
	(10)						
12:49.71	Mohammed	Mourhit	BEL	70	2	Bruxelles	25 Aug 00
12:49.87	Paul	Tergat	KEN	69	3	Zürich	13 Aug 97
12:50.05	Berihu	Aregawi	ETH	01	1	Eugene	28 May 22
12:50.24	Hicham	El Guerrouj	MAR	74	2	Ostrava	12 Jun 03
12:50.25	Abderrahim	Goumri	MAR	76	2	Bruxelles	26 Aug 05
12:50.55	Moses	Masai	KEN	86	1	Berlin	1 Jun 08
12:50.72	Moses	Kipsiro	UGA	86	3	Bruxelles	14 Sep 07
12:50.79	Mohamed	Katir	ESP	98	4	Firenze	10 Jun 21
12:50.80	Salah	Hissou	MAR	72	1	Roma	5 Jun 96
12:50.86	Ali	Saïdi-Sief	ALG	78	1	Roma	30 Jun 00
	(20)						
12:51.00	Joseph	Ebuya	KEN	87	4	Bruxelles	14 Sep 07
12:51.34	Edwin	Soi	KEN	86	1	Monaco	19 Jul 13
12:51.45	Vincent	Chepkok	KEN	88	2	Doha	14 May 10
12:51.93	Justyn	Knight	CAN	96	5	Firenze	10 Jun 21
12:51.96	Albert	Rop	BRN	92	2	Monaco	19 Jul 13
12:52.33	Sammy	Kipketer	KEN	81	2	Oslo	27 Jun 03
12:52.45	Tariku	Bekele	ETH	87	2	Berlin	1 Jun 08
12:52.80	Gebre-egziabher	Gebremariam	ETH	84	3	Roma	8 Jul 05
12:52.99	Abraham	Chebii	KEN	79	4	Oslo	27 Jun 03
12:52.98	Telahun	Haile	ETH	99	1	Rome	6 Jun 19
	(40)						

5 Kilometres (road)

12:49	Berihu	Aregawi	ETH	01	1	Barcelona	31 Dec 21
12:51	Joshua	Cheptegei	UGA	96	1	Monaco	16 Feb 20
12:53	Yomif	Kejelcha	ETH	97	1	Herzogenaurach	30 Apr 22
12:55	Nicholas	Kimeli	KEN	98	2	Herzogenaurach	30 Apr 22
13:00	Sammy	Kipketer	KEN	81	1	Carlsbad	26 Mar 00
13:02	Levy	Kibet	KEN	03	3	Herzogenaurach	30 Apr 22
13:06	Jacob	Krop	KEN	01	1	Herzogenaurach	12 Sep 21
13:07	Birhanu	Yemataw	BRN	96	4	Herzogenaurach	30 Apr 22
13:09	Muktar	Edris	ETH	94	2	Herzogenaurach	12 Sep 21
13:10	Dejene	Berhanu	ETH	80	1	Carlsbad	3 Apr 05
	(10)						
13:10	Telahun	Haile	ETH	99	1	Lille	20 Mar 22

At worldathletics.org, rounded 5000m times made on an exhibition track at Zurich at the 2021 Diamond League final are listed as road marks

13:02	Birhanu	Balew	BRN	96	2	Zürich	8 Sep 21
13:02	Jacob	Krop	KEN	01	3	Zürich	8 Sep 21
13:03	Nicholas	Kimeli	KEN	98	4	Zürich	8 Sep 21
13:05	Yomif	Kejelcha	KEN	97	5	Zürich	8 Sep 21

10,000 Metres

26:11.00	Joshua	Cheptegei	UGA	6	1	Valencia	7 Oct 20
26:17.53	Kenenisa	Bekele	ETH	82	1	Bruxelles	26 Aug 05
26:20.31		K Bekele			1	Ostrava	8 Jun 04
26:22.75	Haile	Gebrselassie	ETH	73	1	Hengelo	1 Jun 98
26:25.97		K Bekele			1	Eugene	8 Jun 08

MARK	NAME	COUNTRY	BORN	PLACE	VENUE	DATE	
26:27.85	Paul	Tergat	KEN	69	1	Bruxelles	22 Aug 97
26:28.72		K Bekele			1	Hengelo	29 May 05
26:29.22		Gebrselassie			1	Bruxelles	5 Sep 03
26:30.03	Nicholas	Kemboi	KEN	83	2	Bruxelles	5 Sep 03
26:30.74	Abebe (10/6)	Dinkesa	ETH	84	2	Hengelo	29 May 05
26:33.84	Grant	Fisher	USA	97	1	San Juan Capistrano	6 Mar 22
26:33.93	Jacob	Kiplimo	UGA	00	1	Ostrava	19 May 21
26:34.14	Mohammed	Ahmed	CAN	91	2	San Juan Capistrano	6 Mar 22
26:35.63	Micah (10)	Kogo	KEN	86	1	Bruxelles	25 Aug 06
26:36.26	Paul	Koech	KEN	69	2	Bruxelles	22 Aug 97
26:37.25	Zersenay	Tadese	ERI	82	2	Bruxelles	25 Aug 06
26:38.08	Salah	Hissou	MAR	72	1	Bruxelles	23 Aug 96
26:38.76	Abdullah Ahmad (Formerly Albert Chepkurui KEN)	Hassan	QAT	81	3	Bruxelles	5 Sep 03
26:39.69	Sileshi	Sihine	ETH	83	1	Hengelo	31 May 04
26:39.77	Boniface	Kiprop	UGA	85	2	Bruxelles	26 Aug 05
26:41.75	Samuel	Wanjiru	KEN	86	3	Bruxelles	26 Aug 05
26:43.98	Lucas	Rotich	KEN	90	2	Bruxelles	16 Sep 11
26:44.36	Galen	Rupp	USA	86	1	Eugene	30 May 14
26:46.57	Mohamed (20)	Farah	GBR	83	1	Eugene	3 Jun 11
26:48.35	Imane	Merga	ETH	88	2	Eugene	3 Jun 11
26:48.95	Hagos	Gebrihiwet	ETH	94	1	Hengelo	17 Jul 19
26:48.99	Josphat	Bett	KEN	90	3	Eugene	3 Jun 11
26:49.02	Eliud	Kipchoge	KEN	84	2	Hengelo	26 May 07
26:49.20	Moses	Masai	KEN	86	2	Bruxelles	14 Sep 07
26:49.34	Yomif	Kejelcha	ETH	97	2	Doha	6 Oct 19
26:49.38	Sammy	Kipketer	KEN	81	1	Bruxelles	30 Aug 02
26:49.41	Paul	Tanui	KEN	90	2	Eugene	30 May 14
29:49.46	Selemon	Barega	ETH	00	2	Hengelo	17 Jul 19
26:49.55	Moses (30)	Mosop	KEN	85	3	Hengelo	27 May 07
26:49.90	Assefa	Mezegebu	ETH	78	2	Bruxelles	30 Aug 02
26:46.99	Yomif	Kejelcha	ETH	97	3	Hengelo	17 Jul 19
27:50.16	Rhonex	Kipruto	KEN	99	1	Stockholm	30 May 19
26:50.20	Richard	Limo	KEN	80	3	Bruxelles	30 Aug 02
26:51.02	Dejen	Gebremeskel	ETH	89	1	Sollentuna	27 Jun 13
26:51.11	Yigrem	Demelash	ETH	94	1	Hengelo	29 Jun 16
26:51.16	Emmanuel	Bett	KEN	83	1	Bruxelles	7 Sep 12
26:51.49	Charles	Kamathi	KEN	78	1	Bruxelles	3 Sep 99
26:51.68	Vincent	Chepkok	KEN	88	2	Bruxelles	7 Sep 12
26:52.12	Bedan (40)	Karoki	KEN	90	4	London (QE2 Park Stratford)	4 Aug 17
10 Kilometres (road)							
26:24	Rhonex	Kipruto	KEN	99	1	Valencia	12 Jan 20
26:38	Joshua	Cheptegei	UGA	96	1	Valencia	1 Dec 19
26:44	Leonard	Komon	KEN	88	1	Utrecht	26 Sep 10
26:50	Kibiwott	Kandie	KEN	96	1	Herzogenaurach	30 Apr 22
26:54	Sabastian	Sawe	KEN	95	2	Herzogenaurach	30 Apr 22
26:56	Tadese	Worku	ETH	02	2	Herzogenaurach	12 Sep 21
26:56	Rodrigue	Kwizéra	BDI	99	3	Herzogenaurach	30 Apr 22
26:57	Felix	Kipkoech	KEN	98	2	Génève	3 Oct 21
26:57	Kenneth	Renju	KEN	96	1	Lille	20 Mar 22
26:58	Daniel (10)	Simiyu	KEN	95	1	Valencia	9 Jan 22
<i>Significantly downhill course</i>							
26:41	Jacob	Kiplimo	UGA	00	1	Madrid	31 Aug 18
26:54	Eliud	Kipchoge	KEN	84	1	Madrid	31 Dec 06
26:54	Zersenay	Tadese	ERI	82	2	Madrid	31 Dec 06
26:54	Abadi	Hadis	ETH	97	2	Madrid	31 Aug 18

MARK	NAME	COUNTRY	BORN	PLACE	VENUE	DATE
One Hour <i>(track)</i>						
21,330m	Mohamed	Farah	GBR	83	1	Bruxelles
21,322m	Bashir	Abdi	BEL	89	2	Bruxelles
21,285m	Haile	Gebrselassie	ETH	73	1	Ostrava
21,101m	Arturo	Barrios	MEX	63	1	La Flèche
20,944m	Jos	Hermens	NED	50	1	Papendal
20,943m	Dionísio	Castro	POR	63	1	La Flèche
20,855m	Carl	Thackery	GBR	62	2	La Flèche
20,797m	Kenneth	Kimutai	KEN	81	2	Hengelo
20,784m	Gaston	Roelants	BEL	37	1	Bruxelles
Half Marathon						
<i>Slightly downhill courses included (dh): Newcastle-South Shields 30.5m, Tokyo 33m (to 1998), Lisboa 69m. Point-to-point (ptp) Ostia</i>						
57:31	Jacob	Kiplimo	UGA	00	1	Lisboa
57:32	Kibiwott	Kandie	KEN	96	1	Valencia
57:37		Kiplimo	UGA		2	Valencia
57:49	Rhonex	Kipruto	KEN	99	3	Valencia
57:56		Kiplimo	UGA		1	Ras Al Khaimah
57:59	Alexander	Mutiso	KEN	96	4	Valencia
58:01	Geoffrey	Kamworor	KEN	92	1	København
58:02	ptp Sabastine	Sawe	KEN	95	1	Ostia
58:07	Abel	Kipchumba	KEN	94	1	Valencia
58:09		Kipruto	KEN		2	Valencia
	<i>(10/7)</i>					
58:11	Philemon	Kiplimo	KEN	98	5	Valencia
58:23	Zersenay	Tadese	ERI	82	1	Lisboa
58:26	Daniel	Mataiko	KEN	98	3	Valencia
	<i>(10)</i>					
58:28	Kennedy	Kimutai	KEN	90	4	Valencia
58:30	Rodgers	Kwemoui	KEN	98	2	Ras Al Khaimah
58:33	Samuel	Wanjiru	KEN	86	1	Den Haag
58:33	Jemal	Yimer	ETH	96	2	Valencia
58:35	Kenneth	Renju	KEN	96	3	Ras Al Khaimah
58:36	Seifu	Tura	ETH	97	4	Ras Al Khaimah
58:40	Abraham	Cheroben	BRN	92	1	København
58:40	Muktar	Edris	ETH	94	6	Valencia
58:40	Amdework	Walelegn	ETH	99	5	Ras Al Khaimah
58:42	Bedan	Karoki	KEN	90	1	Ras Al Khaimah
	<i>(20)</i>					
58:42	Erick	Kiptanui	KEN	90	1	Berlin
58:42	Stephen	Kiprop	KEN	99	1	Ras Al Khaimah
58:42	Kelvin	Kiptum	KEN	99	6	Valencia
58:43	Mathew	Kimeli	KEN	98	7	Valencia
58:44	ptp Solomon	Yego	KEN	87	1	Ostia
58:44	Abadi	Hadis	ETH	97	3	Valencia
58:46	Mathew	Kisorio	KEN	89	1	Philadelphia
58:47	Atsedu	Tsegay	ETH	91	1	Praha
58:48	Sammy	Kitwara	KEN	86	2	Philadelphia
58:48	Jorum	Okumbo	KEN	97	2	København
	<i>(30)</i>					
58:51	Alex	Oloiptip Korio	KEN	90	3	København
58:52	Patrick	Makau	KEN	85	1	Ras Al Khaimah
58:54	Stephen	Kibet	KEN	86	1	Den Haag
58:54	Andamlak	Belihu	ETH	98	2	New Delhi
58:55	Haile	Gebrselassie	ETH	73	1	Tempe
58:55	Alex	Kibet	KEN	90	1	Berlin
58:56	dh Martin	Mathathi	KEN	85	1	South Shields
58:56	Stanley	Biwott	KEN	86	2	Ras Al Khaimah
58:56	Stephen	Kissa	UGA	95	3	New Delhi
58:57	Felix	Kipkoech	KEN	98	1	Berlin
	<i>(40)</i>					
<i>Significantly downhill courses</i>						
58:41	Bernard	Koech	KEN	88	1	San Diego
58:44	Eliud	Kurgat	KEN	73	1	Innsbruck
<i>Doping-disqualified</i>						
58:18	Abraham	Kiptum	KEN	89	1	Valencia

MARK	NAME	COUNTRY	BORN	PLACE	VENUE	DATE	
Marathon							
2:01:39	Eliud	Kipchoge	KEN	84	1	Berlin	16 Sep 18
2:01:41	Kenenisa	Bekele	ETH	82	1	Berlin	29 Sep 19
2:02:37		Kipchoge			1	London	28 Apr 19
2:02:40		Kipchoge			1	Tokyo	6 Mar 22
2:02:48	Berhanu	Legesse	ETH	94	2	Berlin	29 Sep 19
2:02:55	Mosinet	Geremew	ETH	92	2	London	28 Apr 19
2:02:57	Dennis	Kimetto	KEN	84	1	Berlin	28 Sep 14
2:02:57	Titus	Ekiru	KEN	92	1	Milano	16 May 21
2:03:03	Kenenisa	Bekele	ETH	82	1	Berlin	25 Sep 16
2:03:04	Lawrence	Cherono	KEN	88	2	Valencia	6 Dec 20
	(10/8)						
2:03:13	Emmanuel	Mutai	KEN	78	2	Berlin	28 Sep 14
2:03:13	Wilson	Kipsang	KEN	82	2	Berlin	25 Sep 16
	(10)						
2:03:13	Amos	Kipruto	KEN	92	2	Tokyo	6 Mar 22
2:03:16	Mule	Wasihun	ETH	93	3	London	28 Apr 19
2:03:34	Getaneh	Tamire	ETH	94	1	Dubai	25 Jan 19
2:03:36	Sisay	Lemma	ETH	90	3	Berlin	29 Sep 19
2:03:36	Bashir	Abdi	BEL	89	1	Rotterdam	24 Oct 21
2:03:38	Patrick	Makau	KEN	85	1	Berlin	25 Sep 11
2:03:39	Tamirat	Tola	ETH	91	1	Amsterdam	17 Oct 21
2:03:40	Herpasa	Negasa	ETH	93	2	Dubai	25 Jan 19
2:03:46	Guye	Adola	ETH	90	2	Berlin	24 Sep 17
2:03:51	Stanley	Biwott	KEN	86	2	London	24 Apr 16
	(20)						
2:03:51	Kinde	Atanaw	ETH	93	1	Valencia	1 Dec 19
2:03:55	Reuben	Kipyego	KEN	96	2	Milano	16 May 21
2:03:59	Haile	Gebrselassie	ETH	73	1	Berlin	28 Sep 08
2:04:02	Leul	Gebrselassie	ETH	93	2	Dubai	26 Jan 18
2:04:04	Marius	Kipserem	KEN	88	2	Rotterdam	24 Oct 21
2:04:06	Asefa	Mengistu	ETH	85	4	Dubai	26 Jan 18
2:04:09	Bernard	Koech	KEN	88	2	Amsterdam	17 Oct 21
2:04:15	Geoffrey	Mutai	KEN	81	1	Berlin	30 Sep 12
2:04:16	Kaan Kigen	Özbilen	TUR	86	2	Valencia	1 Dec 19
2:04:17	Barnabas	Kiptum	KEN	86	3	Milano	16 May 21
	(30)						
2:04:21	Elisha	Kipchirchir	KEN	90	1	Paris	17 Oct 21
2:04:23	Ayele	Abshero	ETH	90	1	Dubai	27 Jan 12
2:04:24	Tesfaye	Abera	ETH	92	1	Dubai	22 Jan 16
2:04:27	Duncan	Kibet	KEN	78	1	Rotterdam	5 Apr 09
2:04:27	James	Kwambai	KEN	83	2	Rotterdam	5 Apr 09
2:04:27	Dawit	Wolde	ETH	91	3	Rotterdam	24 Oct 21
2:04:28	Sammy	Kitwara	KEN	86	2	Chicago	12 Oct 14
2:04:28	Vincent	Torotich	KEN	90	2	London	3 Oct 21
2:04:29	Seifu	Tura	ETH	97	4	Milano	16 May 21
2:04:32	Tsegaye	Mekonnen	ETH	95	1	Dubai	24 Jan 14
	(40)						
2:04:32	Dickson	Chumba	KEN	86	3	Chicago	12 Oct 14
2:04:32	Jonathan	Kipleting	KEN	86	4	Amsterdam	17 Oct 21
<i>Downhill course and finish not within 30% of start (therefore aided according to World Athletics rules)</i>							
2:03:02		G Mutai			1	Boston	18 Apr 11
2:03:06	Moses	Mosop	KEN	85	2	Boston	18 Apr 11
<i>Unsanctioned exhibition events with one competitor in prototype shoes, shifts of pacemakers, a pacing vehicle, mobile refreshment deliveries</i>							
1:59:41		Kipchoge			1	Wien	12 Oct 19
2:00:25		Kipchoge			1	Monza	6 May 17
50 Kilometres (road)							
2:40:13	Stephen	Mokoka	RSA	85	1	Gqeberha	6 Mar 22
2:42:07	Ketema	Bekele	ETH	86	1	Gqeberha	23 May 21
2:42:14	Jonas	Makhele	RSA	81	2	Gqeberha	23 May 21
2:42:17	Ntsindiso	Mphakathi	RSA	90	3	Gqeberha	23 May 21
2:42:28	Shadrack Kiptoo	Kimaiyo	KEN	92	4	Gqeberha	23 May 21
2:42:57	Sibusiso	Kubheka	RSA	97	5	Gqeberha	23 May 21
2:43:12	Bongmusa	Mthembu	RSA	83	6	Gqeberha	23 May 21

MARK	NAME	COUNTRY	BORN	PLACE	VENUE	DATE
2:43:45	Josh Cox	USA	75	1	Tempe	16 Jan 11
2:43:38+	Thompson	RSA	59	1	Cape Town	2 Apr 88
2:43:46	Daniel Matshailwe	RSA	93	7	Gqeberha	23 May 21
100 Kilometres (road)						
6:09:14	Nao Kazami	JPN	83	1	Yubetsu	24 Jun 18
6:09:26	Jim Walmsley	USA	90	1	Sacramento	23 Jan 21
6:13:33	Takahiro Sunada	JPN	73	1	Yubetsu	21 Jun 98
6:14:18	Tatsuya Itagaki	JPN	88	1	Yubetsu	25 Jun 17
6:15:18	Konstantin Santalov	RUS	66	1	Moskva	8 May 93
6:15:30	Jean-Paul Praet	BEL	55	1	Torhout	24 Jun 89
6:18:09	Valmir Nunes	BRA	64	1	Winschoten	16 Sep 95
6:18:22	Hideaki Yamauchi	JPN	85	1	Los Alcazares	27 Nov 16
6:18:24	Mario Ardemagni	ITA	63	1	Winschoten	11 Sep 04
6:18:26	Vasily Larkin	RUS	91	1	Sankt-Peterburg	7 Sep 13
<i>Uncertified</i>						
6:03:51	Jean-Paul Praet	BEL	55	1	Tourhot	21 Jun 86
<i>Track marks</i>						
6:05:41	Aleksandr Sorokin	LTU	81	1	Bedford	23 Apr 22
6:10:20	Don Ritchie	GBR	44	1	London (Crystal Palace)	28 Oct 78
3000 Metres Steeplechase						
7:53.63	Saïf Saaeed Shaheen <i>(Formerly Stephen Cherono KEN)</i>	QAT	82	1	Bruxelles	3 Sep 04
7:53.64	Brimin Kipruto	KEN	85	1	Monaco	22 Jul 11
7:54.31	Paul Kipsiele Koech	KEN	81	1	Roma	31 May 12
7:55.28	Brahim Boulami	MAR	72	1	Bruxelles	24 Aug 01
7:55.51	Shaheen			1	Bruxelles	26 Aug 05
7:55.72	Bernard Barmasai	KEN	74	1	Köln	24 Aug 97
7:55.76	Ezekiel Kemboi	KEN	82	2	Monaco	22 Jul 11
7:56.16	Moses Kiptanui	KEN	70	2	Köln	24 Aug 97
7:56.32	Shaheen			1	Athína	3 Jul 06
7:56.34	Shaheen			1	Roma	8 Jul 05
<i>(10/7)</i>						
7:56.81	Richard Mateelong	KEN	83	2	Doha	11 May 12
7:57.29	Reuben Kosgei	KEN	79	2	Bruxelles	24 Aug 01
7:58.15	Soufiane El Bakkali	MAR	96	1	Monaco	20 Jul 18
<i>(10)</i>						
7:58.41	Jairus Birech	KEN	92	1	Bruxelles	5 Sep 14
7:58.68	Lamecha Girma	ETH	00	1	Ostrava	31 May 22
7:59.08	Wilson Boit Kipketer	KEN	73	1	Zürich	13 Aug 97
8:00.09	Mahiedine Mekhissi-Benabbad	FRA	85	2	Paris (Saint-Denis)	6 Jul 13
8:00.12	Conseslus Kipruto	KEN	94	1	Birmingham	5 Jun 16
8:00.45	Evan Jager	USA	89	2	Paris (Saint-Denis)	4 Jul 15
8:01.18	Bouabdellah Tahri	FRA	78	3	Berlin	18 Aug 09
8:01.67	Abel Mutai	KEN	88	2	Roma	31 May 12
8:01.69	Kipkirui Misoi	KEN	78	4	Bruxelles	24 Aug 01
8:03.41	Patrick Sang	KEN	64	3	Köln	24 Aug 97
<i>(20)</i>						
8:03.57	Ali Ezzine	MAR	78	1	Paris (Saint-Denis)	23 Jun 00
8:03.57	Hilary Yego	KEN	92	3	Shanghai	18 May 13
8:03.74	Raymond Yator	KEN	81	3	Monaco	18 Aug 00
8:03.81	Benjamin Kiplagat	UGA	89	2	Lausanne	8 Jul 10
8:03.89	John Kosgei	KEN	73	3	Monaco	16 Aug 97
8:04.95	Simon Vroemen	NED	69	2	Bruxelles	26 Aug 05
8:05.01	Eliud Barngetuny	KEN	73	1	Monaco	25 Jul 95
8:05.12	Benjamin Kigen	KEN	93	2	Monaco	12 Jul 19
8:05.21	Getnet Wale	ETH	00	4	Doha	4 Oct 19
8:05.23	Djilali Bedrani	FRA	93	5	Doha	4 Oct 19
<i>(30)</i>						
8:05.35	Peter Koech	KEN	58	1	Stockholm	3 Jul 89
8:05.37	Philip Barkutwo	KEN	66	2	Rieti	6 Sep 92
8:05.4	Henry Rono	KEN	52	1	Seattle	13 May 78

MARK		NAME		COUNTRY	BORN	PLACE	VENUE	DATE
8:05.43		Christopher	Kosgei	KEN	74	2	Zürich	11 Aug 99
8:05.51		Julius	Kariuki	KEN	61	1	Seoul	30 Sep 88
8:05.68		Wesley	Kiprotich	KEN	79	4	Bruxelles	3 Sep 04
8:05.69		Fernando	Carro	ESP	92	4	Monaco	12 Jul 19
8:05.72		Abraham	Kibiwot	KEN	96	5	Monaco	12 Jul 19
8:05.75		Mustafa	Mohamed	SWE	79	1	Heusden	28 Jul 07
8:05.88		Bernard (40)	Nganga Mbugua	KEN	85	2	Berlin	11 Sep 11
<i>Doping-disqualified</i>								
7:53.17		Brahim	Boulami	MAR	72	(1)	Zürich	16 Aug 02
110 Metres Hurdles								
12.80	0.3	Aries	Merritt	USA	85	1	Bruxelles	7 Sep 12
12.81	1.8	Grant	Holloway	USA	97	1s1	Eugene	26 Jun 21
12.87	0.9	Dayron	Robles	CUB	86	1	Ostrava	12 Jun 08
12.88	1.1		Liu Xiang	CHN	83	1rA	Lausanne	11 Jul 06
12.88	0.5		Robles			1	Paris (Saint-Denis)	18 Jul 08
12.89	0.5	David	Oliver	USA	82	1	Paris (Saint-Denis)	16 Jul 10
12.90	1.1	Dominique	Arnold	USA	73	2rA	Lausanne	11 Jul 06
12.90	1.6		Oliver			1	Eugene	3 Jul 10
12.90	0.7	Omar	McLeod	JAM	94	1	Kingston	24 Jun 17
12.91	0.5	Colin	Jackson	GBR	67	1	Stuttgart	20 Aug 93
12.91	0.3		Liu Xiang			1	Athína	27 Aug 04
12.91	0.2		Robles			1	Stockholm	22 Jul 08
<i>(12/8)</i>								
12.92	-0.1	Roger	Kingdom	USA	62	1	Zürich	16 Aug 89
12.92	0.9	Allen	Johnson	USA	71	1	Atlanta	23 Jun 96
<i>(10)</i>								
12.92	0.6	Sergey	Shubenkov	RUS	90	1	Székesfehérvár	2 Jul 18
12.93	-0.2	Renaldo	Nehemiah	USA	59	1	Zürich	19 Aug 81
12.94	1.6	Jack	Pierce	USA	62	1s2	Atlanta	22 Jun 96
12.94	0.8	Hansle	Parchment	JAM	90	1	Paris (Saint-Denis)	5 Jul 14
12.94	0.5	Orlando	Ortega	ESP	91	1	Paris (Saint-Denis)	4 Jul 15
12.95	1.5	Terrence	Trammell	USA	78	2	New York	2 Jun 07
12.95	0.2	Pascal	Martinot-Lagarde	FRA	91	1	Monaco	18 Jul 14
12.97	1.0	Ladji	Doucouré	FRA	83	1	Angers	15 Jul 05
12.98	0.6	Mark	Crear	USA	68	1	Zagreb	5 Jul 99
12.98	1.5	Jason	Richardson	USA	86	1s3	Eugene	30 Jun 12
<i>(20)</i>								
12.99	1.2	Ronnie	Ash	USA	88	1s1	Sacramento	29 Jun 14
12.99	0.7	Devon	Allen	USA	94	1	Zagreb	14 Sep 21
13.00	0.5	Tony	Jarrett	GBR	68	2	Stuttgart	20 Aug 93
13.00	0.6	Anier	García	CUB	76	1	Sydney	25 Sep 00
13.00	0.8	Daniel	Roberts	USA	98	2	Austin	7 Jun 19
13.01	0.3	Larry	Wade	USA	74	1rA	Lausanne	2 Jul 99
13.02	1.5	Ryan	Wilson	USA	80	3	New York	2 Jun 07
13.02	1.7	David	Payne	USA	82	3	Osaka	31 Aug 07
13.03	-0.2	Greg	Foster	USA	58	2	Zürich	19 Aug 81
13.03	1.0	Reggie	Torian	USA	75	1	New Orleans	21 Jun 98
<i>(30)</i>								
13.03	1.0	Devon	Allen	USA	94	1	Eugene	9 Jul 16
13.05	1.4	Tony	Dees	USA	63	1	Vigo	23 Jul 91
13.05	-0.8	Florian	Schwarthoff	GER	68	1	Bremen	2 Jul 95
13.05	-0.1	Ronald	Levy	JAM	92	1	Paris (Charléty)	1 Jul 17
13.07	-1.5	Trey	Cunningham	USA	98	1q2	Bloomington	27 May 22
13.08	1.2	Mark	McKoy	CAN	61	1	Lille	2 Jul 93
13.08	0.0	Stanislav	Olijar	LAT	79	2	Lausanne	1 Jul 03
13.08	1.2	Jeff	Porter	USA	85	3	Eugene	30 Jun 12
13.09	2.0	Antwon	Hicks	USA	83	2s2	Eugene	6 Jul 08
13.09	0.6	Garfield	Darien	FRA	87	1	Ostrava	28 Jun 17
<i>(40)</i>								
<i>Doubtful timing</i>								
13.06	1.3	Mike	Fenner	GER	71	1	Scheessel	4 Jun 95
13.08	1.3	Eric	Kaiser	GER	71	2	Scheessel	4 Jun 95

MARK	WIND	NAME	COUNTRY	BORN	PLACE	VENUE	DATE	
<i>Wind-assisted marks. Performances to 12.91 and performers to 13.11</i>								
12.87	2.6	Roger	Kingdom	USA	62	1	Barcelona	10 Sep 89
12.87	2.4		Liu Xiang	CHN	83	1	Eugene	2 Jun 12
12.89	3.2		Oliver			1s1	Eugene	6 Jul 08
12.91	3.5	Renaldo	Nehemiah	USA	59	1	Champaign	1 Jun 79
12.98	3.1	Ronnie	Ash	USA	88	1	Miramar	9 Jul 10
13.00	2.6	Anwar	Moore	USA	79	1	Des Moines	28 Apr 07
13.05	3.6	Ryan	Brathwaite	BAR	88	1	Austin	2 May 09
13.05	5.2	Shunsuke	Izumiyu	JPN	00	1	Sagamihara	21 May 21
13.05	2.1	Dimitri	Bascou	FRA	87	1	Angers	26 Jun 16
13.06	2.1	Mark	McKoy	CAN	61	1	Linz	13 Aug 92
400 Metres Hurdles								
45.94		Karsten	Warholm	NOR	96	1	Tokyo	3 Aug 21
46.17		Rai	Benjamin	USA	97	2	Tokyo	3 Aug 21
46.70			Warholm			1	Oslo	1 Jul 21
46.72		Alison	dos Santos	BRA	00	3	Tokyo	3 Aug 20
46.78		Kevin	Young	USA	66	1	Barcelona	6 Aug 92
46.83			Benjamin			1	Eugene	26 Jun 21
46.87			Warholm			1	Stockholm	23 Aug 20
46.92			Warholm			1	Zürich	29 Aug 19
46.98		Abderrahman	Samba	QAT	95	1	Paris (Charléty)	30 Jun 18
46.98			Benjamin			2	Zürich	29 Aug 19
		(10/5)						
47.02		Edwin	Moses	USA	55	1	Koblenz	31 Aug 83
47.03		Bryan	Bronson	USA	72	1	New Orleans	21 Jun 98
47.08		Kyron	McMaster	IVB	97	4	Tokyo	3 Aug 21
47.10		Samuel	Matete	ZAM	68	1rA	Zürich	7 Aug 91
47.19		Andre	Phillips	USA	59	1	Seoul	25 Sep 88
		(10)						
47.23		Amadou	Dia Bâ	SEN	58	2	Seoul	25 Sep 88
47.24		Kerron	Clement	USA	85	1	Carson	26 Jun 05
47.25		Félix	Sánchez	DOM	77	1	Paris (Saint-Denis)	29 Aug 03
47.25		Angelo	Taylor	USA	78	1	Beijing	18 Aug 08
47.30		Bershawn	Jackson	USA	83	1	Helsinki	9 Aug 05
47.37		Stéphane	Diagana	FRA	69	1	Lausanne	5 Jul 95
47.38		Danny	Harris	USA	65	1	Lausanne	10 Jul 91
47.43		James	Carter	USA	78	2	Helsinki	9 Aug 05
47.48		Harald	Schmid	FRG	57	1	Athína	8 Sep 82
47.53		Hadi Soua'an	Al-Somaily	KSA	76	2	Sydney	27 Sep 00
		(20)						
47.54		Derrick	Adkins	USA	70	2	Lausanne	5 Jul 95
47.54		Fabrizio	Mori	ITA	69	2	Edmonton	10 Aug 01
47.60		Winthrop	Graham	JAM	65	1	Zürich	4 Aug 93
47.63		Johnny	Dutch	USA	89	2	Des Moines	26 Jun 10
47.66A		LJ	van Zyl	RSA	85	1	Pretoria	25 Feb 11
47.67		Bennie	Brazell	USA	82	2	Sacramento	11 Jun 05
47.69		Jehue	Gordon	TTO	91	1	Moskva	15 Aug 13
47.70		Michael	Tinsley	USA	84	2	Moskva	15 Aug 13
47.72		Javier	Culson	PUR	84	1	Ponce	8 May 10
47.75		David	Patrick	USA	60	4	Indianapolis	17 Jul 88
		(30)						
47.78		Boniface	Mucheru	KEN	92	2	Río de Janeiro	18 Aug 16
47.79		Nicholas	Bett	KEN	90	1	Beijing	25 Aug 15
47.81		Llewellyn	Herbert	RSA	77	3	Sydney	27 Sep 00
47.81		Yasmani	Copello	TUR	87	2	Berlin	9 Aug 18
47.82		John	Akii-Bua	UGA	49	1	München	2 Sep 72
47.82		Kriss	Akabusi	GBR	58	3	Barcelona	6 Aug 92
47.82		Periklis	Iakovákis	GRE	79	2	Osaka	6 May 06
47.84		Bayano	Kamani	PAN	80	2s1	Helsinki	7 Aug 05
47.84		David	Greene	GBR	86	2	Saint Denis	6 Jul 12
47.85		Sean	Burrell	USA	02	1	Eugene	11 Jun 21
		(40)						

MARK	NAME	COUNTRY	BORN	PLACE	VENUE	DATE	
High Jump (<i>outdoor & indoor performances mixed</i>)							
2.45	Javier	Sotomayor	CUB	67	1	Salamanca	27 Jul 93
2.44		Sotomayor			1	San Juan	29 Jul 89
2.43		Sotomayor			1	Salamanca	8 Sep 88
2.43i		Sotomayor			1	Budapest	4 Mar 89
2.43	Mutaz Essa	Barshim	QAT	91	1	Bruxelles	5 Sep 14
2.42	Patrik	Sjöberg	SWE	65	1	Stockholm	30 Jun 87
2.42i	Carlo	Thränhardt	FRG	57	1	Berlin	26 Feb 88
2.42		Sotomayor			1	Sevilla	5 Jun 94
2.42	Bogdan	Bondarenko	UKR	89	1	New York	14 Jun 14
2.42		Barshim			2	New York	14 Jun 14
	(10/5)						
2.41	Igor	Paklin	KGZ	63	1	Kobe	4 Sep 85
2.40	Rudolf	Povarnitsyn	UKR	62	1	Donetsk	11 Aug 85
2.40	Sorin	Matei	ROU	63	1	Bratislava	20 Jun 90
2.40i	Hollis	Conway	USA	67	1	Sevilla	10 Mar 91
2.40	Charles	Austin	USA	67	1	Zürich	7 Aug 91
	(10)						
2.40	Vyacheslav	Voronin	RUS	74	1	London (Crystal Palace)	5 Aug 00
2.40i	Stefan	Holm	SWE	76	1	Madrid	6 Mar 05
2.40i	Aleksey	Dmitrik	RUS	84	1	Arnstadt	8 Feb 14
2.40	Derek	Drouin	CAN	90	1	Des Moines	25 Apr 14
2.40	Andriy	Protsenko	UKR	88	2	Lausanne	3 Jul 14
2.40	Danil	Lysenko	RUS	97	1	Monaco	20 Jul 18
2.39		Zhu Jianhua	CHN	63	1	Eberstadt	10 Jun 84
2.39i	Dietmar	Mögenburg	FRG	61	1	Köln	24 Feb 85
2.39i	Ralf	Sonn	GER	67	1	Berlin	1 Mar 91
2.39	Gianmarco	Tamberi	ITA	92	1	Monaco	15 Jul 16
	(20)						
2.38i	Gennadiy	Avdeyenko	UKR	63	2	Indianapolis	7 Mar 87
2.38	Sergey	Malchenko	RUS	63	1	Banská Bystrica	4 Sep 88
2.38	Dragutin	Topić	YUG	71	1	Beograd	1 Aug 93
2.38i	Steve	Smith	GBR	73	2	Wuppertal	4 Feb 94
2.38i	Wolf-Hendrik	Beyer	GER	72	1	Weinheim	18 Mar 94
2.38	Troy	Kemp	BAH	66	1	Nice	12 Jul 95
2.38	Artur	Partyka	POL	69	1	Eberstadt	18 Aug 96
2.38i	Matt	Hemingway	USA	72	1	Atlanta	4 Mar 00
2.38i	Yaroslav	Rybakov	RUS	80	1	Stockholm	15 Feb 05
2.38	Jacques	Freitag	RSA	82	1	Oudtschoorn	5 Mar 05
	(30)						
2.38	Andriy	Sokolovsky	UKR	78	1	Roma	8 Jul 05
2.38i	Linus	Thörnblad	SWE	85	2	Göteborg	25 Feb 07
2.38	Andrey	Silnov	RUS	84	1	London (Crystal Palace)	25 Jul 08
2.38		Zhang Guowei	CHN	91	2	Eugene	30 May 15
2.37	Valeriy	Sereda	RUS	59	1	Rieti	2 Sep 84
2.37	Tom	McCants	USA	62	1	Columbus	8 May 88
2.37	Jerome	Carter	USA	63	2	Columbus	8 May 88
2.37	Sergey	Dymchenko	UKR	67	1	Kyiv	16 Sep 90
2.37i	Dalton	Grant	GBR	66	1	Paris (Bercy)	13 Mar 94
2.37i	Jaroslav	Bába	CZE	84	2	Arnstadt	5 Feb 05
	(40)						
2.37	Jesse	Williams	USA	83	1	Eugene	26 Jun 11
2.37	Robbie	Grabarz	GBR	87	3	Lausanne	23 Aug 12
2.37	Eric	Kynard	USA	91	2	Lausanne	4 Jul 13
2.37	Donald	Thomas	BAH	84	1	Székesfehérvár	18 Jul 16
2.37	Ilya	Ivanyuk	ANA/RUS	93	1	Smolensk	17 May 21
2.37	Maksim	Nedasekau	BLR	98	1	Székesfehérvár	6 Jul 21
<i>Best outdoor marks (to 2.37) for athletes with indoor bests</i>							
2.39		Conway			1	Norman	30 Jul 89
2.38		Avdeyenko			2=	Roma	6 Sep 87
2.37		Thränhardt			2	Rieti	2 Sep 84
2.37		Smith			1	Seoul	20 Sep 92
2.37		Holm			1	Athína	13 Jul 08

Doping-disqualified

MARK	NAME	COUNTRY	BORN	PLACE	VENUE	DATE	
2.42i	Ivan	Ukhov	RUS	86	1	Praha	25 Feb 14
2.41		Ukhov			1	Doha	9 May 14
Pole Vault (<i>outdoor & indoor performances mixed</i>)							
6.20i	Armand	Duplantis	SWE	99	1	Beograd	20 Mar 22
6.19i		Duplantis			1	Beograd	7 Mar 22
6.18i		Duplantis			1	Glasgow	15 Feb 20
6.17i		Duplantis			1	Toruń	8 Feb 20
6.16i	Renaud	Lavillenie	FRA	86	1	Donetsk	15 Feb 14
6.15i	Sergey	Bubka	UKR	63	1	Donetsk	21 Feb 93
6.15		Duplantis			1	Roma	17 Sep 20
6.14i		Bubka			1	Liévin	13 Feb 93
6.14A		Bubka			1	Sestriere	31 Jul 94
6.13i		Bubka			1	Berlin	21 Feb 92
6.13		Bubka			1	Tokyo	19 Sep 92
	<i>(11/3)</i>						
6.06i	Steve	Hooker	AUS	82	1	Boston (Roxbury)	7 Feb 09
6.06	Sam	Kendricks	USA	92	1	Des Moines	27 Jul 19
6.05	Maksim	Tarasov	RUS	70	1	Athína	16 Jun 99
6.05	Dmitriy	Markov	AUS	75	1	Edmonton	9 Aug 01
6.05i	Chris	Nilsen	USA	98	1	Rouen	5 Mar 22
6.04	Brad	Walker	USA	81	1	Eugene	8 Jun 08
6.03	Okkert	Brits	RSA	73	1	Köln	18 Aug 95
	<i>(10)</i>						
6.03	Jeff	Hartwig	USA	67	1	Jonesboro	14 Jun 00
6.03	Thiago	Braz	BRA	93	1	Río de Janeiro	15 Aug 16
6.02i	Rodion	Gataullin	RUS	65	1	Gomel	4 Feb 89
6.02	Piotr	Lisek	POL	92	1	Monaco	12 Jul 19
6.01	Igor	Trandekov	RUS	66	1	Sankt Peterburg	4 Jul 96
6.01	Tim	Mack	USA	72	1	Monaco	18 Sep 04
6.01	Yevgeniy	Lukyanenko	RUS	85	1	Bydgoszcz	1 Jul 08
6.01	Björn	Otto	GER	77	1	Aachen	5 Sep 12
6.00	Tim	Lobinger	GER	72	1	Köln	24 Aug 97
6.00i	Jean	Galfione	FRA	71	1	Maebashi	6 Mar 99
	<i>(20)</i>						
6.00i	Danny	Ecker	GER	77	1	Dortmund	11 Feb 01
6.00	Toby	Stevenson	USA	76	1eA	Modesto	8 May 04
6.00	Paul	Burgess	AUS	79	1	Perth	26 Feb 05
6.00Ai	Shawn	Barber	CAN	94	1	Reno	15 Jan 16
6.00	Timur	Morgunov	ANA/RUS	96	2	Berlin	12 Aug 18
6.00i	KC	Lightfoot	USA	99	1	Lubbock	13 Feb 21
5.98	Lawrence	Johnson	USA	74	1	Knoxville	25 May 96
5.97	Scott	Huffman	USA	64	1	Knoxville	18 Jun 94
5.96	Joe	Dial	USA	62	1	Norman	18 Jun 87
5.96i	Menno	Vloon	NED	94	2	Aubière	27 Feb 21
	<i>(30)</i>						
5.95	Andrei	Tivontchik	GER	70	1	Köln	16 Aug 96
5.95	Michael	Stolle	GER	74	1	Monaco	18 Aug 00
5.95	Romain	Mesnil	FRA	77	1	Castres	6 Aug 03
5.94i	Philippe	Collet	FRA	63	1	Grenoble	10 Mar 90
5.94	Raphael	Holzdeppe	GER	89	1	Nürnberg	26 Jul 15
5.93i	Billy	Olson	USA	58	1	East Rutherford	8 Feb 86
5.93i	Tye	Harvey	USA	74	2	Atlanta	3 Mar 01
5.93	Aleksandr	Averbukh	ISR	74	1	Madrid (C)	19 Jul 03
5.93	Paweł	Wojciechowski	POL	89	2	Lausanne	6 Jul 17
5.93	Ernest John	Obiena	PHI	95	1	Innsbruck	11 Sep 21
	<i>(40)</i>						
<i>Best outdoor marks (to 5.93) for athletes with indoor bests</i>							
6.05		Lavillenie			1	Eugene	30 May 15
6.00		Gataullin			1	Tokyo	16 Sep 89
6.00		Hooker			1	Perth	27 Jan 08
6.00		Nilsen			1	Vermillion	6 May 22
5.98		Galfione			1	Amiens	23 Jul 99
5.93		Ecker			1	Ingolstadt	26 Jul 98
5.93		Barber			2	London (QE2 Park Stratford)	25 Jul 15
<i>Exhibition competitions</i>							
6.00	Jean	Galfione	FRA	71	1	Besançon	23 May 97

MARK	WIND	NAME	COUNTRY	BORN	PLACE	VENUE	DATE
5.95		Viktor Chistyakov	RUS/AUS	75	1	Chiari	8 Sep 99
Long Jump (<i>outdoor & indoor performances mixed</i>)							
8.95	0.3	Mike Powell	USA	63	1	Tokyo	30 Aug 91
8.90A	2.0	Bob Beamon	USA	46	1	Ciudad de México	18 Oct 68
8.87	-0.2	Carl Lewis	USA	61	-	Tokyo	30 Aug 91
8.86A	1.9	Robert Emmiyan	ARM	65	1	Tsakhkadzor	22 May 87
8.79	1.9	Lewis			1	Indianapolis	19 Jun 83
8.79i	-	Lewis			1	New York	27 Jan 84
8.76	1.0	Lewis			1	Indianapolis	24 Jul 82
8.76	0.8	Lewis			1	Indianapolis	18 Jul 88
8.75	1.7	Lewis			1	Indianapolis	16 Aug 87
8.74	1.4	Larry Myricks	USA	56	2	Indianapolis	18 Jul 88
8.74A	2.0	Erick Walder	USA	71	1	El Paso	2 Apr 94
8.74	-1.2	Dwight Phillips	USA	77	1	Eugene	7 Jun 09
		(12/7)					
8.73	1.2	Irving Saladino	PAN	83	1	Hengelo	24 May 08
8.71	1.9	Iván Pedroso	CUB	72	1	Salamanca	18 Jul 95
8.71i	-	Sebastian Beyer	GER	86	1	Torino	8 Mar 09
		(10)					
8.69	0.5	Tajay Gayle	JAM	96	1	Doha	28 Sep 19
8.68	1.7	Juan Miguel Echevarría	CUB	98	1	Bad Langensalza	30 Jun 18
8.66	1.6	Loúis Tsátoumas	GRE	82	1	Kalamáta	2 Jun 07
8.65A	1.3	Luvo Manyonga	RSA	91	1	Potchefstroom	22 Apr 17
8.63	0.5	Kareem Streete-Thompson	CAY/USA	73	1	Linz	4 Jul 94
8.62	0.7	James Beckford	JAM	75	1	Orlando	5 Apr 97
8.60	0.7	Miltiádis Tentóglou	GRE	98	1	Athína	26 May 21
8.59i		Miguel Pate	USA	79	1	New York	1 Mar 02
8.58	1.8	Jarrion Lawson	USA	94	2	Eugene	3 Jul 16
8.56i	-	Yago Lamela	ESP	77	2	Maebashi	7 Mar 99
		(20)					
8.56	0.2	Aleksandr Menkov	RUS	90	1	Moskva	16 Aug 13
8.54	0.9	Lutz Dombrowski	GDR	59	1	Moskva	28 Jul 80
8.54	1.7	Mitchell Watt	AUS	88	1	Stockholm	29 Jul 11
8.53	1.2	Jaime Jefferson	CUB	62	1	La Habana	12 May 90
8.52	0.7	Savanté Stringfellow	USA	78	1	Stanford	21 Jun 02
8.52	1.8	Jeff Henderson	USA	89	*	Toronto	22 Jul 15
8.51	1.7	Roland McGhee	USA	71	2	São Paulo	14 May 95
8.51	1.7	Greg Rutherford	GBR	86	1	Chula Vista	24 Apr 14
8.50	0.2	Llewellyn Starks	USA	67	2	Rhede	7 Jul 91
8.50	1.3	Khotso Mokoena	RSA	85	2	Madrid	4 Jul 09
		(30)					
8.49	2.0	Melvin Lister	USA	77	1	Baton Rouge	13 May 00
8.49	0.6	Jai Taurima	AUS	72	2	Sydney	28 Sep 00
8.49	0.7	Christian Reif	GER	84	1	Weinheim	31 May 14
8.49A	-0.8	Ruswahl Samaai	RSA	91	2	Potchefstroom	22 Apr 17
8.48	0.8	Joe Greene	USA	67	3	São Paulo	14 May 95
8.48	0.6	Mohamed Salim Al-Khuwalidi	KSA	81	1	Sotteville	2 Jul 06
8.47	1.9	Kevin Dilworth	USA	74	1	Abilene	9 May 96
8.47	0.9	John Moffitt	USA	80	2	Athína	26 Aug 04
8.47	-0.2	Andrew Howe	ITA	85	2	Osaka	30 Aug 07
8.47	0.0	Li Jinzhe	CHN	89	1	Bad Langensalza	28 Jun 14
		(40)					
8.47A	0.7	Wang Jianan	CHN	96	1	Guiyang	16 Jun 18
8.47	-0.2	JuVaughn Harrison	USA	99	1	Eugene	27 Jun 21
<i>Wind-assisted marks. Performances to 8.78 and performers to 8.49</i>							
8.99A	4.4	Mike Powell	USA	63	1	Sestriere	21 Jul 92
8.95A	3.9	Mike Powell			1	Sestriere	31 Jul 94
8.92	3.3	Juan Miguel Echevarría	CUB	98	1	La Habana	10 Mar 19
8.91	2.9	Carl Lewis	USA	61	2	Tokyo	30 Aug 91
8.90	3.7	Mike Powell			1	Modesto	16 May 92
8.83	2.1	Echevarría			1	Stockholm	10 Jun 18
8.78	3.1	Fabrice Lapierre	AUS	83	1	Perth	18 Apr 10
8.68	4.9	James Beckford	JAM	75	1	Odessa, Tx	19 May 95
8.68	3.7	Marquis DeFord	USA	92	1	Eugene	25 Jun 15
8.66A	4.0	Joe Greene	USA	67	2	Sestriere	21 Jul 92
8.64	3.5	Kareem Streete-Thompson	USA	73	2	Knoxville	18 Jun 94

MARK	WIND	NAME	COUNTRY	BORN	PLACE	VENUE	DATE
8.63	3.9	Mike Conley	USA	62	2	Eugene	20 Jun 86
8.59	2.9	Jeff Henderson	USA	89	1	Eugene	3 Jul 16
8.57	5.2	Jason Grimes	USA	59	1	Durham	27 Jun 82
8.53	4.9	Kevin Dilworth	USA	74	1	Fort-de-France	27 Apr 02
8.51	3.7	Ignisious Gaisah	GHA	83	1	Bambous	9 Aug 06
8.49	2.6	Ralph Boston	USA	39	1	Los Angeles	12 Sep 64
8.49	4.5	Stanislav Tarasenko	RUS	66	2	Madrid	20 Jun 95
8.48	2.8	Kirill Sosunov	RUS	75	1	Oristano	18 Sep 95
8.48	3.4	Peter Burge	AUS	74	1	Gold Coast (RB)	10 Sep 00
8.48	2.1	Brian Johnson	USA	80	1	Fort-de-France	8 May 08
8.48	2.8	Lamont Marcell Jacobs	ITA	94	1	Bressanone	10 Jun 16

Wind gauge masked by official, causing an incorrect reading to be made

8.96A	"1.2"	Iván Pedroso	CUB	72	1	Sestriere	29 Jul 95
-------	-------	--------------	-----	----	---	-----------	-----------

Best outdoor marks (to 8.48) for athletes with indoor bests

8.58	1.8	Walder			1	Springfield	4 May 96
8.56	1.3	Lamela			1	Torino	24 Jun 99
8.49	1.6	Bayer			1	Ulm	4 Jul 09
8.46A	0.0	Pate			1	Ciudad de México	3 May 03
8.48w	5.6	Pate			1	Fort Worth	21 Apr 01

Best at low altitude

8.62	0.8	Manyonga			1	Hengelo	11 Jun 17
8.61	-0.3	Emmiyan			1	Moskva	6 Jul 86

Triple Jump *(outdoor & indoor performances mixed)*

18.29	1.3	Jonathan Edwards	GBR	66	1	Göteborg	7 Aug 95
18.21	0.2	Christian Taylor	USA	90	1	Beijing	27 Aug 15
18.14	0.4	Will Claye	USA	91	1	Long Beach	29 Jun 19
18.11	0.8	Taylor			1	Eugene	27 May 17
18.09	-0.4	Kenny Harrison	USA	65	1	Atlanta	27 Jul 96
18.08	0.0	Pedro Pablo Pichardo	CUB	93	1	Doha	15 May 15
18.07i		Hugues Fabrice Zango	BUR	93	1	Aubièrre	16 Jan 21
18.06	0.8	Pichardo			1	La Habana	28 May 15
18.06	1.1	Taylor			1	Lausanne	9 Jul 15
18.06	0.4	Claye			1	Paris	24 Aug 19
		<i>(10/6)</i>					
18.04	0.3	Teddy Tamgho	FRA	89	1	Moskva	18 Aug 13
17.97	1.5	Willie Banks	USA	56	1	Indianapolis	16 Jun 85
17.92	1.6	Khristo Markov	BUL	65	1	Roma	31 Aug 87
17.92	1.9	James Beckford	JAM	75	1	Odessa, Tx	20 May 95
		<i>(10)</i>					
17.90	1.0	Vladimir Inozemtsev	UKR	64	1	Bratislava	20 Jun 90
17.90	0.4	Jadel Gregório	BRA	80	1	Belém	20 May 07
17.89A	0.0	João Carlos de Oliveira	BRA	54	1	Ciudad de México	15 Oct 75
17.87	1.7	Mike Conley	USA	62	1	San José	27 Jun 87
17.86	1.3	Charles Simpkins	USA	63	1	Kobe	2 Sep 85
17.85	0.9	Yoelbi Quesada	CUB	73	1	Athína	8 Aug 97
17.83i		Aliecer Urrutia	CUB	74	1	Sindelfingen	1 Mar 97
17.83i		Christian Olsson	SWE	80	1	Budapest	7 Mar 04
17.81	1.0	Marian Oprea	ROU	82	1	Lausanne	5 Jul 05
17.81	0.1	Phillips Idowu	GBR	78	1	Barcelona	29 Jul 10
		<i>(20)</i>					
17.78	1.0	Nikolay Musiyenko	UKR	59	1	Leningrad	7 Jun 86
17.78	0.6	Lázaro Betancourt	CUB	63	1	La Habana	15 Jun 86
17.78	0.8	Melvin Lister	USA	77	1	Sacramento	17 Jul 04
17.77	1.0	Aleksandr Kovalenko	RUS	63	1	Bryansk	18 Jul 87
17.77i		Leonid Voloshin	RUS	66	1	Grenoble	6 Feb 94
17.75	0.3	Oleg Protsenko	RUS	63	1	Moskva	10 Jun 90
17.74	1.4	Nelson Évora	POR	84	1	Osaka	27 Aug 07
17.73i		Walter Davis	USA	79	1	Moskva	12 Mar 06
17.73i		Fabrizio Donato	ITA	76	2	Paris (Bercy)	6 Mar 11
17.72i		Brian Wellman	BER	67	1	Barcelona	12 Mar 95
		<i>(30)</i>					
17.72	1.3	Sheryf El-Sheryf	UKR	89	1	Ostrava	17 Jul 11
		<i>(now Şeref Osmanoglu TUR)</i>					
17.70i		Daniele Greco	ITA	89	1	Göteborg	2 Mar 13

MARK	WIND	NAME	COUNTRY	BORN	PLACE	VENUE	DATE	
17.69	1.5	Igor	Lapshin	BLR	63	1	Staiki	31 Jul 88
17.69i		Yoandris	Betanzos	CUB	82	2	Doha	14 Mar 10
17.68	0.4	Danil	Burkenya	RUS	78	1	Tula	31 Jul 04
17.68A	1.6	Alexis	Copello	CUB	85	1	Ávila	17 Jul 11
17.68	0.0	Omar	Craddock	USA	91	1	Long Beach	20 Apr 19
17.66	1.7	Ralf	Jaros	GER	65	1	Frankfurt-am-Main	30 Jun 91
17.65	1.0	Aleksandr	Yakovlev	UKR	57	1	Moskva	6 Jun 87
17.65	0.8	Denis (40)	Kapustin	RUS	70	2	Oslo	9 Jul 98
<i>Wind-assisted marks. Performances to 18.05 and performers to 17.65</i>								
18.43	2.4	Jonathan	Edwards	GBR	66	1	Lille	25 Jun 95
18.20	5.2	Willie	Banks	USA	56	1	Indianapolis	16 Jul 88
18.17	2.1	Mike	Conley	USA	62	1	Barcelona	3 Aug 92
18.08	2.5		Edwards			1	Sheffield	23 Jul 95
18.05	2.4		Claye			2	Eugene	27 May 17
17.97	7.5	Yoelbi	Quesada	CUB	73	1	Madrid	20 Jun 95
17.93	5.2	Charles	Simpkins	USA	63	2	Indianapolis	16 Jul 88
17.92	3.4	Christian	Olsson	SWE	80	1	Gateshead	13 Jul 03
17.86	5.7	Denis	Kapustin	RUS	70	1	Sevilla	5 Jun 94
17.82	2.5	Nelson	Évora	POR	84	1	Seixal	26 Jul 09
17.81	4.6	Keith	Connor	GBR	57	1	Brisbane	9 Oct 82
17.76A	2.2	Kenta	Bell	USA	77	1	El Paso	10 Apr 04
17.75		Gennadiy	Valyukevich	BLR	58	1	Uzhgorod	27 Apr 86
17.75	7.1	Brian	Wellman	BER	67	2	Madrid	20 Jun 95
17.74	2.7	Donald	Scott	USA	92	1	Des Moines	26 Jul 19
17.73	4.1	Vasily	Sokov	RUS	68	1	Riga	3 Jun 89
17.71	2.4	Marquis	Dendy	USA	92	1	Eugene	12 Jun 15
17.69	3.9	Alexis	Copello	CUB	85	1	La Habana	25 Apr 09
<i>Best outdoor marks (to 17.69) for athletes with indoor bests</i>								
17.82	0.2	Hugues Fabrice	Zango			2	Székesfehérvár	6 Jul 21
17.79	1.4		Olsson			1	Athína	22 Aug 04
17.75	1.0		Voloshin			2	Tokyo	26 Aug 91
17.71	0.7		Davis			1	Indianapolis	25 Jun 06
17.70	1.7		Urrutia			1	Sevilla	6 Jun 96
17.65	1.4		Betanzos			2	La Habana	25 Apr 09
<i>Wind-assisted</i>								
17.67w	5.4		Betanzos			1	Bilbao	1 Jul 06
Shot Put (<i>outdoor & indoor performances mixed</i>)								
23.37		Ryan	Crouser	USA	92	1	Eugene	18 Jun 21
23.30			Crouser			1	Tokyo	5 Aug 21
23.15			Crouser			1	Eugene	21 Aug 21
23.12		Randy	Barnes	USA	66	1	Westwood	20 May 90
23.10			Barnes			1	San José	26 May 90
23.06		Ulf	Timmermann	GDR	62	1	Hania	22 May 88
23.02			Crouser			1	Eugene	28 May 22
23.01			Crouser			1	Tucson	22 May 21
22.92			Crouser	USA		1q	Eugene	18 Jun 21
22.91		Alessandro	Andrei	ITA	59	1	Viareggio	12 Aug 87
22.91		Joe	Kovacs	USA	89	1	Doha	5 Oct 19
22.91			Crouser			1	Marietta	18 Jul 20
		(12/5)						
22.90		Tom	Walsh	NZL	92	3	Doha	5 Oct 19
22.86		Brian	Oldfield	USA	45	1	El Paso	10 May 75
22.75		Werner	Günthör	SUI	61	1	Bern	23 Aug 88
22.67		Kevin	Toth	USA	67	1	Lawrence	19 Apr 03
22.64		Udo	Beyer	GDR	55	1	Berlin	20 Aug 86
		(10)						
22.61		Darlan	Romani	BRA	91	1	Stanford	30 Jun 19
22.54		Christian	Cantwell	USA	80	1	Gresham	5 Jun 04
22.52		John	Brenner	USA	61	1	Walnut	26 Apr 87
22.51		Adam	Nelson	USA	75	1	Gresham	18 May 02
22.44		Darrell	Hill	USA	93	1	Bruxelles	31 Aug 17
22.43		Reese	Hoffa	USA	77	1	London (Crystal Palace)	3 Aug 07
22.32		Michał	Haratyk	POL	92	1	Warszawa	28 Jul 19
22.28		Ryan	Whiting	USA	86	1	Doha	10 May 13

MARK	NAME	COUNTRY	BORN	PLACE	VENUE	DATE	
22.25	Konrad	Bukowiecki	POL	97	1	Chorzów	14 Sep 19
22.24	Sergey (20)	Smirnov	RUS	60	2	Tallinn	21 Jun 86
22.22	Bob	Bertemes	LUX	93	1	Luxembourg	4 Aug 19
22.21	Dylan	Armstrong	CAN	81	1	Calgary	25 Jun 11
22.20	John	Godina	USA	72	1	Carson	22 May 05
22.20	David	Storl	GER	90	1	Lausanne	9 Jul 15
22.17i	Tomás	Stanek	CZE	91	1	Düsseldorf	6 Feb 18
22.10	Sergey	Gavryushin	RUS	59	1	Tbilisi	31 Aug 86
22.10	Cory	Martin	USA	85	1	Tucson	22 May 10
22.11	Rolf	Oesterreich	GDR	49	1	Zschopau	12 Sep 76
22.09	Sergey	Kasnauskas	BLR	61	1	Staiki	23 Aug 84
22.09i	Mika (30)	Halvari	FIN	70	1	Tampere	7 Feb 00
22.02i	George	Woods	USA	43	1	Inglewood	8 Feb 74
22.02	Dave	Laut	USA	56	1	Koblenz	25 Aug 82
22.00	Aleksandr	Baryshnikov	RUS	48	1	Colombes	10 Jul 76
22.00	Josh	Awotunde	USA	95	1	Padova	5 Sep 21
21.99	Leonardo	Fabbri	ITA	97	1	Padova	30 Aug 20
21.99	Zane	Weir	ITA	95	1	Leiria	13 Mar 22
21.98	Gregg	Tafralis	USA	58	1	Los Gatos	13 Jun 92
21.97	Janus	Robberts	RSA	79	1	Eugene	2 Jun 01
21.96	Mikhail	Kostin	RUS	59	1	Vitebsk	20 Jul 86
21.96	O'Dayne (40)	Richards	JAM	88	2	Rabat	16 Jul 17

Best outdoor marks (to 21.96) for athletes with indoor bests

22.01		Stanek			1	Schönebeck	2 Jun 17
-------	--	--------	--	--	---	------------	----------

Doping-disqualified

22.84		Barnes			(1)	Malmö	7 Aug 90
22.10	Andrey	Mikhnevich	BLR	76	(1)	Minsk	11 Aug 11

Discus Throw

74.08	Jürgen	Schult	GDR	60	1	Neubrandenburg	6 Jun 86
73.88	Virgilijus	Alekna	LTU	72	1	Kaunas	3 Aug 00
73.38	Gerd	Kanter	EST	79	1	Helsingborg	4 Sep 06
72.02		Kanter			1cA	Salinas	3 May 07
71.88		Kanter			1cA	Salinas	8 May 08
71.86	Yuriy	Dumchev	RUS	58	1	Moskva	29 May 83
71.86	Daniel	Ståhl	SWE	92	1	Bottnaryd	29 Jun 19
71.84	Piotr	Małachowski	POL	83	1	Hengelo	8 Jun 13
71.70	Róbert	Fazekas	HUN	75	1	Szombathely	14 Jul 02
71.64		Kanter			1	Kohila	25 Jun 09
	(10/7)						
71.50	Lars	Riedel	GER	67	1	Wiesbaden	3 May 97
71.32	Ben	Plucknett	USA	54	1	Eugene	4 Jun 83
71.27	Kristjan (10)	Čeh	SLO	99	1	Birmingham	21 May 22
71.26	John	Powell	USA	47	1	San José	9 Jun 84
71.26	Rickard	Bruch	SWE	46	1	Malmö	15 Nov 84
71.26	Imrich	Bugár	CZE	55	1	San José	25 May 85
71.18	Art	Burns	USA	54	1	San José	19 Jul 83
71.16	Wolfgang	Schmidt	GDR	54	1	Berlin	9 Aug 78
71.14	Anthony	Washington	USA	66	1eA	Salinas	22 May 96
71.06	Luis Mariano	Delis	CUB	57	1	La Habana	21 May 83
70.98	Mac	Wilkins	USA	50	1	Helsinki	9 Jul 80
70.82	Aleksander	Tammert	EST	73	1	Denton	15 Apr 06
70.78	Fedrick (20)	Dacres	JAM	94	1	Rabat	16 Jun 19
70.66	Robert	Harting	GER	84	1	Turnov	22 May 12
70.54	Dmitriy	Shevchenko	RUS	68	1	Krasnodar	7 May 02
70.38	Jay	Silvester	USA	37	1	Lancaster	16 May 71
70.32	Frantz	Kruger	RSA	75	1	Salon-de-Provence	26 May 02
70.29	Mauricio	Ortega	COL	94	1	Vila Nova Cerveira	22 Jul 20
70.06	Romas	Ubartas	LTU	60	1	Smalininkay	8 May 88
70.00	Juan	Martínez	CUB	58	2	La Habana	21 May 83
69.95	Zoltán	Kövágó	HUN	79	1	Salon-de-Provence	25 May 06

MARK	NAME	COUNTRY	BORN	PLACE	VENUE	DATE	
69.91	John	Godina	USA	72	1	Salinas	19 May 98
69.90	Jason	Young	USA	81	1	Lubbock	26 Mar 10
	(30)						
69.70	Géjza	Valent	CZE	53	2	Nitra	26 Aug 84
69.62	Knut	Hjeltnes	NOR	51	2	San José	25 May 85
69.62	Timo	Tompuri	FIN	69	1	Helsingborg	8 Jul 01
69.60	Juan José	Caicedo	ECU	92	2	Vila Nova Cerveira	22 Jul 20
69.59	Andrius	Gudžius	LTU	91	2	Stockholm	10 Jun 18
69.50	Mario	Pestano	ESP	78	1	Santa Cruz de Tenerife	27 Jul 08
69.48	Simon	Pettersson	SWE	94	1	Växjö	29 May 21
69.46	Al	Oerter	USA	36	1	Wichita	31 May 80
69.44	Georgiy	Kolnootchenko	BLR	59	1	Indianapolis	3 Jul 82
69.40	Art	Swarts	USA	45	1	Scotch Plains	8 Dec 79
	(40)						
<i>Sloping ground</i>							
72.08	John	Powell	USA	47	1	Klagshamn	11 Sep 87
69.80	Stefan	Fernholm	SWE	59	1	Klagshamn	13 Aug 87
<i>Doping-disqualified</i>							
72.34	Ben	Plucknett	USA	54	(1)	Stockholm	7 Jul 81
70.84	Kamy	Keshmiri	USA	69	(1)	Salinas	27 May 92
Hammer Throw							
86.74	Yuriy	Sedykh	RUS	55	1	Stuttgart	30 Aug 86
86.66		Sedykh			1	Tallinn	22 Jun 86
86.34		Sedykh			1	Cork	3 Jul 84
86.04	Sergey	Litvinov	RUS	58	1	Dresden	3 Jul 86
85.74		Litvinov			2	Stuttgart	30 Aug 86
85.68		Sedykh			1	Budapest	11 Aug 86
85.60		Sedykh			1	London (Crystal Palace)	13 Jul 84
85.60		Sedykh			1	Moskva	17 Aug 84
85.20		Litvinov			2	Cork	3 Jul 84
85.14		Litvinov			1	London (Crystal Palace)	11 Jul 86
85.14		Sedykh			1	Moskva	4 Sep 88
	(11/2)						
84.90	Vadim	Devyatovskiy	BLR	77	1	Staiki	21 Jul 05
84.86	Koji	Murofushi	JPN	74	1	Praha	29 Jun 03
84.62	Igor	Astapkovich	BLR	63	1	Sevilla	6 Jun 92
84.51	Ivan	Tikhon	BLR	76	1	Grodno	9 Jul 08
84.48	Igor	Nikulín	RUS	60	1	Lausanne	12 Jul 90
84.40	Jüri	Tamm	EST	57	1	Banská Bystrica	9 Sep 84
84.19	Adrián	Annus	HUN	73	1	Szombathely	10 Aug 03
83.93	Paweł	Fajdek	POL	89	1	Szczecin	9 Aug 15
	(10)						
83.68	Tibor	Gécsek	HUN	64	1	Zalaegerszeg	19 Sep 98
83.46	Andrey	Abduvaliyev	TJK/UZB	66	1	Adler	26 May 90
83.43	Aleksey	Zagornyi	RUS	78	1	Adler	10 Feb 02
83.40	Ralf	Haber	GDR	62	1	Athína	16 May 88
83.38	Szymon	Ziólkowski	POL	76	1	Edmonton	5 Aug 01
83.30	Olli-Pekka	Karjalainen	FIN	80	1	Lahti	14 Jul 04
83.04	Heinz	Weis	GER	63	1	Frankfurt	29 Jun 97
83.00	Balázs	Kiss	HUN	72	1	Paris (Saint-Denis)	4 Jun 98
82.78	Karsten	Kobs	GER	71	1	Dortmund	26 Jun 99
82.71	Rudy	Winkler	USA	94	1	Eugene	20 Jun 21
	(20)						
82.69	Krisztián	Pars	HUN	82	1	Zürich	16 Aug 14
82.64	Günther	Rodehau	GDR	59	1	Dresden	3 Aug 85
82.62	Sergey	Kirmasov	RUS	70	1	Bryansk	30 May 98
82.62	Andriy	Skvaruk	UKR	67	1	Koncha-Zaspa	27 Apr 02
82.58	Primoz	Kozmus	SLO	79	1	Celje	2 Sep 09
82.54	Vasiliy	Sidorenko	RUS	61	1	Krasnodar	13 May 92
82.52	Lance	Deal	USA	61	1	Milano	7 Sep 96
82.52	Wojciech	Nowicki	POL	89	1	Tokyo	4 Aug 21
82.40	Plamen	Minev	BUL	65	1	Plovdiv	1 Jun 91
82.38	Gilles	Dupray	FRA	70	1	Chelles	21 Jun 00
	(30)						
82.28	Ilya	Konovalov	RUS	71	1	Tula	10 Aug 03

MARK	NAME	COUNTRY	BORN	PLACE	VENUE	DATE	
82.24	Benjaminas	Viluckis	LTU	61	1	Klaipeda	24 Aug 86
82.24	Vyacheslav	Korovin	RUS	62	1	Chelyabinsk	20 Jun 87
82.23	Vladislav	Piskunov	UKR	78	2	Koncha-Zaspa	27 Apr 02
82.22	Holger	Klose	GER	72	1	Dortmund	2 May 98
82.16	Vitaliy	Alisevich	BLR	67	1	Parnu	13 Jul 88
82.08	Ivan	Tanev	BUL	57	1	Sofia	3 Sep 88
82.00	Sergey	Alay	BLR	65	1	Staiki	12 May 92
81.88	Jud	Logan	USA	59	1	State College	22 Apr 88
81.81	Libor	Charfreitag	SVK	77	3	Praha	29 Jun 03
	(40)						
<i>Doping-disqualified</i>							
86.73	Ivan	Tikhon	BLR	76	(1)	Brest	3 Jul 05
Javelin Throw							
98.48	Jan	Železný	CZE	66	1	Jena	25 May 96
97.76	Johannes	Vetter	GER	93	1	Chorzów	6 Sep 20
96.29		Vetter			1	Chorzów	29 May 21
95.66		Železný			1	Sheffield	29 Aug 93
95.54A		Železný			1	Pietersburg	6 Apr 93
94.64		Železný			1	Ostrava	31 May 96
94.44		Vetter			1	Luzern	11 Jul 17
94.20		Vetter			1	Ostrava	19 May 21
94.02		Železný			1	Stellenbosch	26 Mar 97
93.90	Thomas	Röhler	GER	91	1	Doha	5 May 17
	(10/3)						
93.09	Aki	Parviainen	FIN	74	1	Kuortane	26 Jun 99
93.07	Anderson	Peters	GRN	97	1	Doha	13 May 22
92.72	Julius	Yego	KEN	89	1	Beijing	26 Aug 15
92.61	Sergey	Makarov	RUS	73	1	Sheffield	30 Jun 02
92.60	Raymond	Hecht	GER	68	1	Oslo	21 Jul 95
92.06	Andreas	Hofmann	GER	91	1	Offenburg	2 Jun 18
91.69	Kostadínos	Gatsioudis	GRE	73	1	Kuortane	24 Jun 00
	(10)						
91.59	Andreas	Thorkildsen	NOR	82	1	Oslo	2 Jun 06
91.53	Tero	Pitkämäki	FIN	82	1	Kuortane	26 Jun 05
91.46	Steve	Backley	GBR	69	1	Auckland	25 Jan 92
91.36		Cheng Chao-Tsun	TPE	93	1	Taipei	26 Aug 17
91.29	Breaux	Greer	USA	76	1	Indianapolis	21 Jun 07
90.88	Jakub	Vadlejch	CZE	90	2	Doha	13 May 22
90.73	Vadims	Vasiļevskis	LAT	82	1	Tallinn	22 Jul 07
90.61	Magnus	Kirt	EST	90	1	Kuortane	22 Jun 19
90.60	Seppo	Räty	FIN	62	1	Nurmijärvi	20 Jul 92
90.44	Boris	Henry	GER	73	1	Linz	9 Jul 97
	(20)						
90.16	Keshorn	Walcott	TTO	93	1	Lausanne	9 Jul 15
89.73	Jakub	Vadlejch	CZE	90	2	London (QE2 Park Stratford)	12 Aug 17
89.21	Ihab	Abdelrahman	EGY	89	1	Shanghai	18 May 14
89.17	Edis	Matusevičius	LTU	96	1	Palanga	27 Jul 19
89.16A	Tom	Petranoff	USA	58	1	Potchefstroom	1 Mar 91
89.15		Zhao Qinggang	CHN	85	1	Incheon	2 Oct 14
89.10	Patrik	Bodén	SWE	67	1	Austin	24 Mar 90
89.06	Bernhard	Seifert	GER	93	2	Offenburg	26 May 19
89.02	Jarrood	Bannister	AUS	84	1	Brisbane	29 Feb 08
88.98	Antti	Ruuskanen	FIN	84	1	Pori	2 Aug 15
	(30)						
88.90	Aleksandr	Ivanov	RUS	82	1	Tula	7 Jun 03
88.84	Dmitriy	Tarabin	RUS	91	1	Moskva	24 Jul 13
88.75	Marius	Corbett	RSA	75	1	Kuala Lumpur	21 Sep 98
88.70	Peter	Blank	GER	62	1	Stuttgart	30 Jun 01
88.36	Matthias	de Zordo	GER	88	1	Bruxelles	16 Sep 11
88.34	Vítězslav	Veselý	CZE	83	Q	London (QE2 Park Stratford)	8 Aug 12
88.32	Petr	Frydrych	CZE	88	3	London (QE2 Park Stratford)	12 Aug 17
88.29	Julian	Weber	GER	94	2	Berlin	3 Sep 16
88.24	Matti	Närhi	FIN	75	1	Soini	27 Jul 97
88.22	Juha	Laukkanen	FIN	69	1	Kuortane	20 Jun 92
	(40)						

MARK	NAME			COUNTRY		BORN	PLACE	VENUE	DATE	
<i>Javelins with roughened tails, now banned by World Athletics</i>										
96.96	Seppo Rätty			FIN		62	1	Punkalaidun	2 Jun 91	
90.82	Kimmo Kinnunen			FIN		68	1	Tokyo	26 Aug 91	
Decathlon										
<i>From 2010, World Athletics ruled that the average wind speed of the three affected events shall not exceed plus two metres per second. The ruling is not retrospective, but if it were then the affected marks are shown with the superscript "</i>										
9126	Kevin Mayer			FRA		92	1	Talence	16 Sep 18	
10.55/0.3	7.80/1.2	16.00	2.05	48.42	13.75/-1.1	50.54	5.45	71.90	4:36.11	
9045	Ashton Eaton			USA		88	1	Beijing	29 Aug 15	
10.23/-0.4	7.88/0.0	14.52	2.01	45.00	13.69/-0.2	43.34	5.20	63.63	4:17.52	
9039	Eaton						1	Eugene	23 Jun 12	
10.21/0.4	8.23/0.8	14.20	2.05	46.70	13.70/-0.8	42.81	5.30	58.87	4:14.48	
9026	Roman Šebrle			CZE		74	1	Götzis	27 May 01	
10.64/0.0	8.11/1.9	15.33	2.12	47.79	13.92/-0.2	47.92	4.80	70.16	4:21.98	
9018	Damian Warner			CAN		89	1	Tokyo	5 Aug 21	
10.12/0.2	8.24/0.2	14.80	2.02	47.48	13.46/-1.0	48.67	4.90	63.44	4:31.08	
8994	Tomás Dvořák			CZE		72	1	Praha	4 Jul 99	
10.54/-0.1	7.90/1.1	16.78	2.04	48.08	13.73/0.0	48.33	4.90	72.32	4:37.20	
8902	Dvořák						1	Edmonton	7 Aug 01	
10.62/1.5	8.07/0.9	16.57	2.00	47.74	13.80/-0.4	45.51	5.00	68.53	4:35.13	
8900	Dvořák						1	Götzis	4 Jun 00	
10.54/1.3	8.03/0.0	16.68	2.09	48.36	13.89/-1.0	47.89	4.85	67.21	4:42.33	
8893	Šebrle						1	Athína	24 Aug 04	
10.85/1.5	7.84/0.3	16.36	2.12	48.36	14.05/1.5	48.72	5.00	70.52	4:40.01	
8893	Eaton						1	Río de Janeiro	18 Aug 16	
10.46/-0.1	7.94/1.7	14.73	2.01	46.07	13.80/0.7	45.49	5.20	59.77	4:23.33	
<i>(10/5)</i>										
8891	Dan O'Brien			USA		66	1	Talence	5 Sep 92	
10.43w/2.1	8.08/1.8	16.69	2.07	48.51	13.98/-0.5	48.56	5.00	62.58	4:42.10	
8867	Garrett Scantling			USA		93	1	Fayetteville	7 May 22	
10.68/0.9	7.68/2.0	16.12	2.04	48.38	13.59/1.0	51.04	5.15	67.16	4:46.37	
8847	Daley Thompson			GBR		58	1	Los Angeles	9 Aug 84	
10.44/-1.0	8.01/0.4	15.72	2.03	46.97	14.33/-1.1	46.56	5.00	65.24	4:35.00	
8832	Jürgen Hingsen			FRG		58	1	Mannheim	9 Jun 84	
10.70w/2.9	7.76	16.42	2.07	48.05	14.07/0.2	49.36	4.90	59.86	4:19.75	
8820	Bryan Clay			USA		80	2	Athína	24 Aug 04	
10.44w/2.2	7.96/0.2	15.23	2.06	49.19	14.13/1.5	50.11	4.90	69.71	4:41.65	
<i>(10)</i>										
8815	Erki Nool			EST		70	2	Edmonton	7 Aug 01	
10.60/1.5	7.63/2.0	14.90	2.03	46.23	14.40/0.0	43.40	5.40	67.01	4:29.58	
8792	Uwe Freimuth			GDR		61	1	Potsdam	21 Jul 84	
11.06	7.79	16.30	2.03	48.43	14.66	46.58	5.15	72.42	4:25.19	
8790	Trey Hardee			USA		84	1	Berlin	20 Aug 09	
10.45/0.2	7.83/1.9	15.33	1.99	48.13	13.86/0.3	48.08	5.20	68.00	4:48.91	
8784	Tom Pappas			USA		76	1	Stanford	22 Jun 03	
10.78/0.2	7.96/1.4	16.28	2.17	48.22	14.13/1.7	45.84	5.20	60.77	4:48.12	
8762	Siegfried Wentz			FRG		60	2	Bernhausen	5 Jun 83	
10.89	7.49/	15.35	2.09	47.38	14.00	46.90	4.80	70.68	4:24.90	
8735	Eduard Hämäläinen			FIN/BLR		69	1	Götzis	29 May 94	
10.50w/2.1	7.26/1.0	16.05	2.11	47.63	13.82/-3.0	49.70	4.90	60.32	4:35.09	
8727	Dave Johnson			USA		63	1	Azusa	24 Apr 92	
10.96/0.4	7.52w/4.5	14.61	2.04	48.19	14.17/0.3	49.88	5.28	66.96	4:29.38	
8725	Dmitriy Karpov			KAZ		81	3	Athína	24 Aug 04	
10.50w/2.2	7.81/-0.9	15.93	2.09	46.81	13.97/1.5	51.65	4.60	55.54	4:38.11	
8720	Kyle Garland			USA		00	2	Fayetteville	7 May 22	
10.63/0.9	7.86/1.0	16.44	2.16	49.04	13.71/1.0	46.16	4.85	59.63	4:43.21	
8709	Aleksandr Apaychev			UKR		61	1	Neubrandenburg	3 Jun 84	
10.96	7.57	16.00	1.97	48.72	13.93/	48.00	4.90	72.24	4:26.51	
<i>(20)</i>										
8706	Frank Busemann			GER		75	2	Atlanta	1 Aug 96	
10.60/0.7	8.07/0.8	13.60	2.04	48.34	13.47/0.3	45.04	4.80	66.86	4:31.41	
8698	Grigoriy Degtyaryov			RUS		58	1	Kyiv	22 Jun 84	
10.87/0.7	7.42/0.1	16.03	2.10	49.75	14.53/0.3	51.20	4.90	67.08	4:23.09	
8694*	Chris Huffins			USA		70	1	New Orleans	20 Jun 98	
10.31w/3.5	7.76w/2.5	15.43	2.18	49.02	14.02/1.0	53.22	4.60	61.59	4:59.43	
8691	Niklas Kaul			GER		98	1	Doha	4 Oct 19	
11.27/0.3	7.19/0.6	15.10	2.02	48.48	14.64/0.7	49.20	5.00	79.05	4:15.70	
8680	Torsten Voss			GDR		63	1	Roma	4 Sep 87	

MARK	NAME		COUNTRY		BORN PLACE		VENUE		DATE
10.69/-0.3	7.88/1.2	14.98	2.10	47.96	14.13/0.1	43.96	5.10	58.02	4:25.93
8670	Michael		Schrader		GER	87 2	Moskva		11 Aug 13
10.73/-0.5	7.85/0.2	14.56	1.99	47.66	14.29/0.4	46.44	5.00	65.67	4:25.38
8667	Guido		Kratschmer		FRG	53 1	Bernhausen		14 Jun 80
10.58w/2.4	7.80/	15.47	2.00	48.04	13.92/	45.52	4.60	66.50	4:24.15
8663	Rico		Freimuth		GER	88 1	Ratingen		25 Jun 17
10.44w/3.3	7.60/1.5	14.87	2.01	48.76	13.87/0.7	51.56	4.90	62.33	4:37.04
8654	Leonel		Suárez		CUB	87 1	La Habana		4 Jul 09
11.07/0.7	7.42/0.8	14.39	2.09	47.65	14.15/-0.6	46.07	4.70	77.47	4:27.29
8649	Ash		Moloney		AUS	00 3	Tokyo		5 Aug 21
10.34/0.2	7.64/0.4	14.49	2.11	46.29	14.08/-1.0	44.38	5.00	57.12	4:39.19
	(30)								
8644	Steve		Fritz		USA	67 4	Atlanta		1 Aug 96
10.90/0.8	7.77/0.9	15.31	2.04	50.13	13.97/0.3	49.84	5.10	65.70	4:38.26
8644	Maurice		Smith		JAM	80 2	Osaka		1 Sep 07
10.62/0.7	7.50/0.0	17.32	1.97	47.48	13.91/-0.2	52.36	4.80	53.61	4:33.52
8634	Bruce		Jenner		USA	49 1	Montreal		30 Jul 76
10.94/0.0	7.22/0.0	15.35	2.03	47.51	14.84/0.0	50.04	4.80	68.52	4:12.61
8627	Robert		Zmelík		CZE	69 1	Götzis		31 May 92
10.62w/2.1	8.02/0.2	13.93	2.05	48.73	13.84/1.2	44.44	4.90	61.26	4:24.83
8626	Michael		Smith		CAN	67 1	Götzis		26 May 96
11.23/-0.6	7.72/0.6	16.94	1.97	48.69	14.77/-2.4	52.90	4.90	71.22	4:41.95
8617	Andrey		Kravchenko		BLR	86 1	Götzis		27 May 07
10.86/0.2	7.90/0.9	13.89	2.15	47.46	14.05/-0.1	39.63	5.00	64.35	4:23.13
8605	Arthur		Abele		GER	86 1	Ratingen		26 Jun 16
10.95/-0.6	7.48/0.4	15.79	198	49.43	14.07/-0.9	46.20	4.90	71.89	4:24.12
8604	Maicel		Uibo		EST	92 2	Doha		4 Oct 19
11.10/0.3	7.46/0.2	15.12	2.17	50.44	14.43/0.2	46.64	5.40	63.83	4:31.51
8604	Pierce		LePage		CAN	96 5	Tokyo		5 Aug 21
10.43/0.2	7.65/0.9	15.31	1.99	46.92	14.39/-1.0	47.14	5.00	57.24	4:31.85
8603	Dean		Macey		GBR	77 3	Edmonton		7 Aug 01
10.72/-0.7	7.59/0.4	15.41	2.15	46.21	14.34/0.0	46.96	4.70	54.61	4:29.10
	(40)								

20,000 Metres Walk (track)

1:17:25.6	Bernardo	Segura	MEX	70 1	Bergen (Fana)	7 May 94
1:18:03.3		Bo Lingtang	CHN	70 1	Beijing	7 Apr 94
1:18:35.2	Stefan	Johansson	SWE	67 1	Bergen (Fana)	15 May 92
1:18:40.0	Ernesto	Canto	MEX	59 1	Bergen (Fana)	5 May 84
1:18:45.2		Tan Mingjun	CHN	70 2	Beijing	7 Apr 94
1:19:15.7		Chen Shaoguo	CHN	71 3	Beijing	7 Apr 94
1:19:18.3	Ronald	Weigel	GDR	59 1	Bergen (Fana)	26 May 90
1:19:22.5	Aleksey	Pershin	RUS	62 1	Bergen (Fana)	7 May 88
1:19:24.1	Walter	Arena	ITA	64 2	Bergen (Fana)	26 May 90
1:19:42.1	Yohann	Diniz	FRA	78 1	Bogny-sur-Meuse	2 May 14
	(10)					

20 Kilometres Walk (road)

1:16:36	Yusuke	Suzuki	JPN	88 1	Nomi	15 Mar 15
1:16:43	Sergey	Morozov	RUS	88 1	Saransk	8 Jun 08
1:16:54		Wang Kaihua	CHN	94 1	Huangshan	20 Mar 21
1:17:02	Yohann	Diniz	FRA	78 1	Arles	8 Mar 15
1:17:15	Toshikazu	Yamanishi	JPN	96 1	Nomi	17 Mar 19
1:17:16	Vladimir	Kanaykin	RUS	85 1	Saransk	29 Sep 07
1:17:20		Tamanishi		1	Kobe	21 Feb 21
1:17:21	Jefferson	Pérez	ECU	74 1	Paris (Saint-Denis)	23 Aug 03
1:17:22	Francisco Javier	Fernández	ESP	77 1	Turku	28 Apr 02
1:17:23	Vladimir	Stankin	RUS	74 1	Adler	8 Feb 04
	(10/9)					
1:17:24	Masatora	Kawano	JPN	98 2	Nomi	17 Mar 19
	(10)					
1:17:25	Sergey	Shirobokov	ANA/RUS	99 1	Cheboksary	9 Jun 18
1:17:25	Koki	Ikeda	JPN	98 3	Nomi	17 Mar 19
1:17:26	Eiki	Takahashi	JPN	92 1	Kobe	18 Feb 18
1:17:33	Nathan	Deakes	AUS	77 1	Cixi	23 Apr 05
1:17:36		Wang Zhen	CHN	91 1	Taicang	30 Mar 12

MARK	NAME	COUNTRY	BORN	PLACE	VENUE	DATE	
1:17:38	Valeriy	Borchin	RUS	86	1	Adler	28 Feb 09
1:17:39		Cai Zelin	CHN	91	2	Huangshan	20 Mar 21
1:17:39		Zhang Jun	CHN	98	3	Huangshan	20 Mar 21
1:17:40		Chen Ding	CHN	92	2	Taicang	30 Mar 12
1:17:41		Zhu Hongjun	CHN	83	2	Cixi	23 Apr 05
	(20)						
1:17:45	Massimo	Stano	ITA	92	2	La Coruña	8 Jun 19
1:17:46	Julio	Martínez	GUA	73	1	Eisenhüttenstadt	8 May 99
1:17:46	Roman	Rasskazov	RUS	79	1	Moskva	19 May 00
1:17:46	Daisuke	Matsunaga	JPN	95	3	Kobe	18 Feb 18
1:17:47	Vasiliiy	Mizinov	RUS	97	1	Sochi	31 Jan 22
1:17:52	Isamu	Fujisawa	JPN	87	5	Nomi	17 Mar 19
1:17:52		Cui Lihong	CHN	99	4	Huangshan	20 Mar 21
1:17:53		Cui Zhide	CHN	83	3	Cixi	23 Apr 05
1:17:56	Alejandro	López	MEX	75	2	Eisenhüttenstadt	8 May 99
1:18:04		Sun Shuai	CHN	99	5	Huangshan	20 Mar 21
	(30)						
1:18:05	Dmitriy	Yesipchuk	RUS	74	1	Adler	4 Mar 01
1:18:06	Viktor	Burayev	RUS	82	2	Adler	4 Mar 01
1:18:06	Vladimir	Parvatkin	RUS	84	1	Adler	12 Mar 05
1:18:07		Li Gaobo	CHN	89	4	Cixi	23 Apr 05
1:18:07	Perseus	Karlström	SWE	90	4	La Coruña	8 Jun 19
1:18:12	Artur	Meleshkevich	BLR	75	1	Brest	10 Mar 01
1:18:13	Pavol	Blažek	SVK	58	1	Hildesheim	16 Sep 90
1:18:13		Wang Hao	CHN	89	1	Jinan	22 Oct 09
1:18:14	Mikhail	Khmelnitskiy	BLR	69	1	Soligorsk	13 May 00
1:18:14	Noé	Hernández	MEX	78	4	Paris (Saint-Denis)	23 Aug 03
	(40)						
<i>Doping-disqualified</i>							
1:16:53	Vladimir	Kanaykin	RUS	85	(2)	Saransk	8 Jun 08
1:17:30	Alex	Schwazer	ITA	84	(1)	Lugano	18 Mar 12
1:17:47	Andrey	Ruzavin	RUS	86	(1)	Sochi	18 Feb 12
1:17:52	Sergey	Morozov	RUS	88	(2)	Sochi	18 Feb 12
30,000 Metres Walk (track)							
2:01:44.1	Maurizio	Damilano	ITA	57	1	Cuneo	3 Oct 92
35,000 Metres Walk (track)							
2:31:10.5	German	Skurygin	RUS	63	1	Izhevsk	9 Sep 01
35 Kilometres Walk (road)							
2:21:31	Vladimir	Kanaykin	RUS	85	1	Sochi	19 Feb 06
2:23:17		Kanaykin			1	Sochi	8 Feb 04
2:23:17		Kanaykin			1	Sochi	13 Mar 05
2:24:25	Semyon	Lovkin	RUS	77	1	Sochi	1 Mar 03
2:24:25	Sergey	Bakulin	RUS	86	1	Sochi	1 Mar 09
2:24:50	Denis	Nizhegorodov	RUS	80	2	Sochi	19 Feb 06
2:24:53		Bakulin			1	Sochi	19 Feb 18
2:24:56		Nizhegorodov	RUS	80	2	Sochi	1 Mar 09
2:25:19	Andrey	Ruzavin	RUS	86	3	Sochi	1 Mar 09
2:25:38	Stepan	Yudin	RUS	80	2	Sochi	1 Mar 03
	(10/6)						
2:25:57	Sergey	Kirdyapkin	RUS	80	2	Sochi	13 Mar 05
2:25:58	German	Skurygin	RUS	63	1	Sochi	20 Feb 98
2:25:59	Mikhail	Ryzhov	RUS	91	1	Sochi	18 Feb 12
2:26:16	Alex	Schwazer	ITA	84	1	Montalto di Castro	24 Jan 10
	(10)						
2:26:25	Aleksey	Voyevdonin	RUS	70	2	Sochi	8 Feb 04
2:26:29	Yuriy	Andronov	RUS	71	4	Sochi	1 Mar 09
2:26:33	Ivan	Noskov	RUS	88	2	Sochi	18 Feb 12
2:26:40	Masatora	Kawano	JPN	98	1	Wajima	17 Apr 22
2:26:46	Oleg	Ishutkin	RUS	75	1	Sochi	9 Feb 97
2:27:02	Yevgeniy	Shmalyuk	RUS	76	1	Sochi	20 Feb 00
2:27:07	Dmitriy	Dolnikov	RUS	72	2	Sochi	20 Feb 98
2:27:07	Sergey	Sharipov	RUS	92	1	Sochi	18 Feb 17

MARK	NAME	COUNTRY	BORN	PLACE	VENUE	DATE	
2:27:09	Daisuke	Matsunaga	JPN	95	2	Wajima	17 Apr 22
2:27:12	Igor	Yerokhin	RUS	85	2	Sochi	23 Feb 08
	(20)						
2:27:16	Sergey	Kozhevnikov	RUS	01	1	Sochi	31 Jan 22
2:27:18	Tomohiro	Noda	JPN	96	3	Wajima	17 Apr 22
2:27:21	Pavel	Nikolayev	RUS	77	3	Sochi	20 Feb 98
2:27:26	Dementiy	Cheparev	RUS	92	1	Sochi	17 Feb 20
2:27:29	Nikolay	Matyukhin	RUS	68	1	Sochi	9 Feb 97
2:27:41	Kirill	Frolov	RUS	93	2	Sochi	17 Feb 20
2:27:48	Aleksandr	Garin	RUS	99	2	Cheboksary	21 May 22
2:27:50	Aleksey	Bartsaykin	RUS	89	3	Sochi	18 Feb 12
2:27:51	Oleg	Merkulov	RUS	70	5	Sochi	20 Feb 98
2:27:52	Denis	Strelkov	RUS	90	2	Sochi	26 Feb 11
	(30)						
2:27:54	Valeriy	Spitsyn	RUS	65	2	Sochi	20 Feb 00
2:27:53	Miguel Ángel	López	ESP	88	1	Lepe	30 Jan 22
2:28:22	Andrey	Plotnikov	RUS	67	3	Sochi	9 Feb 97
2:28:24+	Koichiro	Morioka	JPN	85	1	Wajima	17 Apr 11
2:28:30	Robert	Korzeniowski	POL	68	1	Eschborn	12 Jun 93
2:28:40	Aleksandr	Arkhipov	RUS	73	5	Sochi	1 Mar 03
2:28:42	Arturo	Di Mezza	ITA	69	1	Moskva	2 Jun 96
2:28:53	Marco	De Luca	ITA	81	2	Montalto di Castro	24 Jan 10
2:29:00	Vladimir	Potemin	RUS	80	4	Sochi	29 Feb 06
2:29:07	Marat	Ramazanov	RUS	64	6	Sochi	1 Mar 03
	(40)						
<i>Doping-disqualified</i>							
2:25:42	Sergey	Kirdyapkin	RUS	80	(1)	Sochi	18 Feb 12
2:25:54	Mikhail	Ryzhov	RUS	91	(1)	Sochi	27 Feb 15
50,000 Metres Walk (track)							
3:35:27.2	Yohann	Diniz	FRA	78	1	Reims	12 Mar 11
3:40:57.9	Thierry	Toutain	FRA	62	1	Héricourt	29 Sep 96
3:41:28.2	René	Piller	FRA	65	1	Bergen (Fana)	7 May 94
3:41:38.4	Raúl	González	MEX	52	1	Bergen (Fana)	25 May 79
3:43:50.0	Simon	Baker	AUS	58	1	Melbourne	9 Sep 90
3:46:11.0	Nikolay	Udovenko	UKR	56	1	Uzhgorod	3 Oct 80
3:48:05.9	Carlos	Mercenario	MEX	67	1	Bergen (Fana)	15 May 92
3:48:13.7		Zhao Yongshen	CHN	70	2	Bergen (Fana)	7 May 94
3:48:59.0	Vladimir	Rezayev	URS	50	2	Bergen (Fana)	2 May 80
3:49:19.1	Sylvain	Caudron	FRA	69	2	Héricourt	29 Sep 96
	(10)						
50 Kilometres Walk (road)							
3:32:33	Yohann	Diniz	FRA	78	1	Zürich	15 Aug 14
3:33:12		Diniz			1	London	13 Aug 17
3:34:14	Denis	Nizhegorodov	RUS	80	1	Cheboksary	11 May 08
3:34:38	Matej	Tóth	SVK	83	1	Dudince	21 Mar 15
3:35:29		Nizhegorodov			1	Cheboksary	13 Jun 04
3:35:47	Nathan	Deakes	AUS	77	1	Geelong	2 Dec 06
3:36:03	Robert	Korzeniowski	POL	68	1	Paris (Saint-Denis)	27 Aug 03
3:36:04	Alex	Schwazer	ITA	84	1	Rosignano Solvay	11 Feb 07
3:36:06		Yu Chaohong	CHN	76	1	Nanjing	22 Oct 05
3:36:13		Zhao Chengliang	CHN	84	2	Nanjing	22 Oct 05
	(10/8)						
3:36:20		Han Yucheng	CHN	78	1	Nanning	27 Feb 05
3:36:42	German	Skurygin	RUS	63	2	Paris (Saint-Denis)	27 Aug 03
	(10)						
3:36:45	Masatora	Kawano	JPN	98	1	Takahata	27 Oct 19
3:36:53	Jared	Tallent	AUS	84	2	London	11 Aug 12
3:37:16		Si Tianfeng	CHN	84	3	London	11 Aug 12
3:37:26	Valeriy	Spitsyn	RUS	65	1	Moskva	21 May 00
3:37:39	Satoshi	Maruo	JPN	91	2	Takahata	27 Oct 19
3:37:41	Andrey	Perlov	RUS	61	1	Leningrad	5 Aug 89
3:37:41	Ivan	Noskov	RUS	88	3	Zürich	15 Aug 14
3:37:46	Andreas	Erm	GER	76	3	Paris (Saint-Denis)	27 Aug 03
3:37:54	Robert	Heffernan	IRL	78	4	London	11 Aug 12

MARK	NAME	COUNTRY	BORN	PLACE	VENUE	DATE	
3:37:58		Xing Shucaï	CHN	84	2	Nanning	27 Feb 05
	(20)						
3:38:01	Aleksey	Voyevodin	RUS	70	4	Paris (Saint-Denis)	27 Aug 03
3:38:08	Sergey	Kirdyapkin	RUS	80	1	Helsinki	12 Aug 05
3:38:02		Wang Qin	CHN	94	1	Huangshan	9 Mar 19
3:38:08	Igor	Yerokhin	RUS	85	1	Saransk	8 Jun 08
3:38:17	Ronald	Weigel	GDR	59	1	Potsdam	25 May 86
3:38:29	Vyacheslav	Ivanenko	RUS	61	1	Seoul	30 Sep 88
3:38:43	Valentin	Massana	ESP	70	1	Orense	20 Mar 94
3:39:01		Li Jianbo	CHN	86	7	London	11 Aug 12
3:39:07	Yusuke	Suzuki	JPN	88	1	Wajima	14 Apr 19
3:39:17		Dong Jimin	CHN	85	4	Nanning	27 Feb 05
	(30)						
3:39:21	Vladimir	Potemin	RUS	80	2	Moskva	21 May 00
3:39:22	Sergey	Korepanov	KAZ	64	1	Mézidon-Canon	2 May 99
3:39:34	Valentin	Kononen	FIN	69	1	Dudince	25 Mar 00
3:39:45	Hartwig	Gauder	GDR	54	3	Seoul	30 Sep 88
3:39:47	Tomohiro	Noda	JPN	96	1	Takahata	28 Oct 18
3:39:54	Jesús Ángel	García	ESP	69	1	Podebrady	20 Apr 97
3:40:02	Aleksandr	Potashov	BLR	62	1	Moskva	27 May 90
3:40:07	Andrey	Plotnikov	RUS	67	2	Moskva	27 May 90
3:40:08	Tomasz	Lipiec	POL	71	2	Mézidon-Canon	2 May 99
3:40:12	Oleg	Ishutkin	RUS	75	2	Podebrady	20 Apr 97
	(40)						
3:40:12	Yuki	Yamazaki	JPN	84	1	Wajima	12 Apr 09
<i>Doping-disqualified</i>							
3:35:59	Sergey	Kirdyapkin	RUS	80	(1)	London	11 Aug 12
3:36:55	Vladimir	Kanaykin	RUS	85	(2)	Cheboksary	11 May 08
3:37:54	Igor	Yerokhin	RUS	85	(5)	London	11 Aug 12
3:38:46	Sergey	Bakulin	RUS	86	(1)	Saransk	12 Jun 11
3:38:58	Mikhail	Ryzhov	RUS	91	(2)	Moskva	14 Aug 13
4 x 100 Metres Relay							
36.84	JAM	N Carter 10.1, Frater 8.9, Blake 9.0, Bolt 8.8		1	London (QE2 Park Stratford)	11 Aug 12	
37.04	JAM	N Carter 10.2, Frater 9.0, Blake 9.0, Bolt 8.8		1	Daegu	4 Sep 11	
37.10	USA	Coleman 10.0, Gatlin 9.0, Rodgers 9.3, N Lyles 8.77		1	Doha	5 Oct 19	
37.27	JAM	Powell 10.3, Blake 9.1, Ashmeade 9.3, Bolt 8.6		1	Río de Janeiro	19 Aug 16	
37.31	JAM	Mullings 10.57, Frater 9.29, Bolt 8.77, Powell 8.68		1	Berlin	22 Aug 09	
37.36	JAM	Carter, Bailey Cole, Ashmeade, Bolt 8.69		1	Moskva	18 Aug 13	
37.36	JAM	Carter, Powell, Ashmeade, Bolt		1	Beijing	29 Aug 15	
37.36	GBR	Gemili 10.2, Hughes 8.8, Kilty 9.5, Mitchell-Blake 8.91		2	Doha	5 Oct 19	
37.38	USA	Rodgers, Gatlin, Gay, Bailey		1	Nassau	2 May 15	
37.39	JAM	Carter, Frater, Blake, Bailey-Cole		1h1	London (QE2 Park Stratford)	10 Aug 12	
		(10 performances by 3 nations)					
37.43	JPN	Tada 10.2, Shiraishi 9.0, Kiryu 9.2, Sani Brown 8.96		3	Doha	5 Oct 19	
37.50	ITA	Patta, Jacobs, Desalu, Tortu		1	Tokyo	6 Aug 21	
37.62	TTO	Brown 10.49, Burns 9.06, Callander 9.13, Thompson 8.94		2	Berlin	22 Aug 09	
37.64	CAN	Haynes 10.4, A.Brown 9.1, Rodney 9.3, DeGrasse 8.8		3	Río de Janeiro	19 Aug 16	
37.65	RSA	Dlodlo 10.3, Magakwe 9.2, Munyai 9.2, Simbine 8.96		1h2	Doha	4 Oct 19	
37.72	BRA	do Nascimento 10.4, dos Santos 9.1, Silva 9.2, de Oliveira 9.06		4	Doha	5 Oct 19	
37.79	FRA	Morinière, Sangouma, Trouabal, Marie-Rose		1	Split	1 Sep 90	
		(10)					
37.79	CHN	Su 10.3, Xu 9.2, Wu 9.3, Xie 9.02		3h2	Doha	4 Oct 19	
37.91	NED	van Gool, Burnet, Paulina, Martina		5h2	Doha	4 Oct 19	
37.94	NGR	O Ezinwa, Adeniken, Obikwelu, D Ezinwa		1s2	Athína	9 Aug 97	
37.98	TUR	Barnes, Harvey, Hekimoğlu, Guliyev		2	Berlin	12 Aug 18	
38.00	CUB	Simón, Lamela, Isasi, Aguilera		3	Barcelona	8 Aug 92	
38.01	ANT	Walsh, D.Bailey, Jarvis, Francis		4h2	Beijing	29 Aug 15	
38.02	URS	Yevgenyev, Bryzgin, Muravyov, Krylov 9.01		2	Roma	6 Sep 87	
38.02	GER	Reus, Unger, Kosenkov, Jakubczyk		1	Weinheim	27 Jul 12	
38.08	GHA	Safo-Antwi, Azamati, Yeboah, Amoah		5h2	Tokyo	5 Aug 21	
38.16	DEN	Hansen, Kamanga-Dyrbak, Musah, Schou-Nielsen		7h2	Tokyo	5 Aug 21	
		(20)					
38.17	AUS	Henderson, Jackson, Brimacombe, Marsh		1s2	Göteborg	12 Aug 95	
38.31	POL	Masztak, Kuć, Kubaczyk, Kryński		6h2	London (QE2 Park Stratford)	10 Aug 12	
38.41	SKN	Lestrod, Rogers, Adams, Lawrence		6h1	London (QE2 Park Stratford)	10 Aug 12	
38.41	BAR	S Brathwaite, Burke, B Ellis, Hoyte		1	Barranquilla	2 Aug 18	

MARK	COUNTRY	TEAM	PLACE	VENUE	DATE
38.45	AHO	Goeloe, Raffaella, Duzant, Martina	6	Helsinki	13 Aug 05
38.46	RUS	Zharov, Krylov, Fatun, Goremykin	4	Split	1 Sep 90
38.46	ESP	Viles, Ruiz, Hortelano, Rodríguez	4h1	Moskva	18 Aug 13
38.47	HKG	Tang Yikchun, Lai Chunho, Ng Kafung, Tsui Chiho	1	Taipei	26 May 12
38.51A	UKR	Kostrystsya, Vasyliiev, Prykhodko, Smelyk	2	Erzurum	12 Jun 21
38.52	BAH	Griffith, Fraser, Hart, T Smith (30)	3h1	Glasgow	1 Aug 14
38.52	DOM	De Oloe, Andujar, Del Carmen, Martinez	1	Río de Janeiro	16 May 16
38.54	SUI	Mancini, Schenkel, Somasundaran, Wilson	2h1	Zürich	18 Aug 14
38.58	THA	Khongprasit, Dabbang, Phanpae, Bunson	1	Hanoi	16 May 22
38.60	CIV	Meité, Douhou, Sonan, N'Dri	3s1	Edmonton	12 Aug 01
38.61	GRE	Séggos, Alexópoulos, Panayiotópoulos, Hoídis	2	Paris (Charléty)	19 Jun 99
38.62	CZE	Stromsík, Veleba, Kirka, Zálesky	2	Genève	15 Jun 19
38.63	SWE	Karlsson, Mårtensson, Hedner, Stenius	3s2	Atlanta	2 Aug 96
38.65	POR	Costa, Obikwelu, Abrantes, Nascimento	1	Rieti	1 Aug 15
38.67	HUN	Karaffa, Nagy, Tatár, Kovács	1	Budapest	11 Aug 86
38.74	KOR	Oh, Cho, Kim, Yeo (40)	1	Jinhua	6 Jul 14

Doping-disqualified

37.04	USA	Kimmons 10.1, Gatlin 8.9, Gay 9.0, Bailey 9.0	(2)	London (QE2 Park Stratford)	11 Aug 12
37.10	JAM	N Carter 10.41, Frater 9.01, Bolt 8.98, Powell 8.70	(1)	Beijing	22 Aug 08
37.38	USA	Demps, Patton, Kimmons, Gatlin [Gay (DQ)]	(1h2)	London (QE2 Park Stratford)	10 Aug 12
37.91	NGR	Asonze (DQ), Obikwelu, Effiong, Aliu	(3)	Sevilla	29 Aug 99

4 x 200 Metres Relay

1:18.63	JAM	Ashmeade 20.5, Weir 19.2, J Brown 19.6, Y Blake 19.4	1	Nassau	24 May 14
1:18.68	USA	(Santa Monica TC) Marsh 20.0, Burrell 19.6, Heard 19.7, Lewis 19.4	1	Walnut	17 Apr 94
1:19.10	World All-Stars	Drummond USA 20.4, Mitchell USA 19.3, Bridgewater USA 20.3, Regis GBR 19.12	2	Walnut	17 Apr 94
1:19.11	USA	(Santa Monica TC) Marsh 20.4, Burrell 19.7, Heard 19.8, Lewis 19.2	1	Philadelphia	25 Apr 92
1:19.16	USA	Crawford, Clay, Patton, Gatlin	1	Philadelphia	26 Apr 03
1:19.20	CAN	Smellie, Rodney, DeGrasse, A.Brown	1	Gainesville	2 Apr 16
1:19.38	USA	(Santa Monica TC) Everett 20.2, Burrell 19.7, Heard 19.9, Lewis 19.6	1	Koblenz	23 Aug 89
1:19.39	USA	Drummond, Crawford, B Williams, Greene	1	Philadelphia	28 Apr 01
1:19.42	CAN	Smellie, Rodney, De Grasse, Brown	1	Nassau	23 Apr 17

More nations

1:20.42	RSA	Magakwe, van Wyk, Dambile, Simbine	2	Yokohama	12 May 19
1:20.51	SKN	A Adams, L Roland, BJ Lawrence, A Clarke	2	Nassau	24 May 14
1:20.66	FRA	Lemaitre, Fonsat, Bassaw, Romain	3	Nassau	25 May 14
1:20.83	CHN	(Shandong) Wang, Xie, Zhang, Qiao	1	Xi'an	23 Sep 21
& 1:20.83	CHN	(Guangdong) Su, Zhang, Mo, Yan	2	Xi'an	23 Sep 21)
1:20.86	NED	(Rotterdam Atletiek) Burnet, Martina, Paulina, Mo-Ajok	1	Rotterdam	4 Sep 21
1:21.10	ITA	Tilli, Simionato, Bongiorno, Mennea	1	Cagliari	29 Sep 83
1:21.22	POL	Tulin, Balcerzak, Pilarczyk, Urbaś	2	Gdansk	14 Jul 01
1:21.26	GER	Huke, Domogala, Menga, Erewa	3	Yokohama	12 May 19
1:21.29	GBR	Adam, Mafe, Christie, Regis	1	Birmingham	23 Jun 89
1:21.32	UKR	Vanyaykin, Tverdokhle, Streltsov, Dologodin	1	Portsmouth	5 Jun 93

4 x 400 Metres Relay

2:54.29	USA	Valmon 44.5, Watts 43.6, Reynolds 43.23, M Johnson 42.94	1	Stuttgart	22 Aug 93
2:55.39	USA	Merritt 44.4, Taylor 43.7, Neville 44.16, Wariner 43.18	1	Beijing	23 Aug 08
2:55.56	USA	Merritt 44.4, Taylor 43.7, Williamson 44.32, Wariner 43.10	1	Osaka	2 Sep 07
2:55.70	USA	Cherry 44.26, Norman 44.03, Deadmon 44.01, Benjamin 43.40	1	Tokyo	7 Aug 21
2:55.74	USA	Valmon 44.6, Watts 43.1, M Johnson 44.73, S Lewis 43.41	1	Barcelona	8 Aug 92
2:55.91	USA	O Harris 44.5, Brew 43.6, Wariner 43.98, Williamson 43.83	1	Athína	28 Aug 04
2:55.99	USA	L Smith 44.62, A Harrison 43.84, Mills 43.66, Maybank 43.87	1	Atlanta	3 Aug 96
2:56.16A	USA	Matthews 45.0, Freeman 43.2, James 43.9, Evans 44.1	1	Ciudad de México	20 Oct 68
2:56.16	USA	Everett 43.79, S Lewis 43.69, Robinzine 44.74, Reynolds 43.94	1	Seoul	1 Oct 88
2:56.60	GBR	I Thomas 44.92, Baulch 44.19, Richardson 43.62, Black 43.87 (10/2)	2	Atlanta	3 Aug 96
2:56.72	BAH	Brown 44.9, Pinder 43.5, Mathieu 44.25, Miller 44.01	1	London (QE2 Park Stratford)	10 Aug 12
2:56.75	JAM	McDonald 44.5, Haughton 44.4, McFarlane 44.37, Clarke 43.51	2	Athína	10 Aug 97
2:57.18	NED	Bonevacia 45.02, Agard 43.76, van Diepen 44.28, Angela 44.12	2	Tokyo	7 Aug 21
2:57.27	BOT	Makwala 43.89, Thebe 44.78, Ngozi 44.40, Ndori 44.20	3	Tokyo	7 Aug 21
2:57.88	BEL	Doom 44.94, Sacoer 44.08, D Borlée 44.68, K Borlée 44.18	4	Tokyo	7 Aug 21
2:58.00	POL	Rysiukiewicz 45.6, Czubak 44.2, Haczek 44.0, Maćkowiak 44.2	2	Uniondale	22 Jul 98

MARK	COUNTRY	TEAM	PLACE	VENUE	DATE
2:58.12	TTO	Solomon 46.1, Richards 43.5, Cedenio 44.41, Gordon 44.08	1	London (QE2 Park Stratford)	13 Aug 17
2:58.56	BRA	Parrela, da Silva, dos Santos, de Araújo (10)	2	Winnipeg	30 Jul 99
2:58.68	NGR	Chukwu 45.18, Monye 44.49, Bada 44.70, Udo-Obong 44.31	2	Sydney	30 Sep 00
2:58.81	ITA	Re 45.29, Aceti 44.20, Scotti 45.07, Sibilio 44.25	7	Tokyo	7 Aug 21
2:58.96	FRA	Djhône 45.4, Keita 44.7, Diagana 44.69, Raquil 44.15	2	Paris (Saint-Denis)	31 Aug 03
2:59.13	CUB	Martínez 45.6, Herrera 44.38, Tellez 44.81, Hernández 44.34	1h2	Barcelona	7 Aug 92
2:59.21	RSA	Pistorius 45.58, Mogawane 43.97, de Beer 44.46, Victor 45.20	3h1	Daegu	1 Sep 11
2:59.45	RUS	Denmukhametov 46.0, Trenikin 44.5, Kudryavtsev 44.63, Ivashko 44.29	4h1	Beijing	29 Aug 15
2:59.50	COL	Perlaza 45.4, Palomeque 44.7, Solis 45.0, Zambrano 44.4	4	Doha	6 Oct 19
2:59.63	KEN	D Kitur 45.4, S Kitur 45.13, Kipkemboi 44.76, Kemboi 44.34	3h2	Barcelona	7 Aug 92
2:59.70	AUS	Frayne 45.38, Clark 43.86, Minihan 45.07, Mitchell 45.39	4	Los Angeles	11 Aug 84
2:59.86	GDR	Möller 45.8, Schersing 44.8, Carlowitz 45.3, Schönlebe 44.1 (20)	1	Erfurt	23 Jun 85
2:59.95	YUG	Jovković, Djurović, Mačev, Branković 44.3	2h3	Tokyo	31 Aug 91
2:59.96	FRG	Dobeleit 45.7, Henrich 44.3, Itt 45.12, Schmid 44.93	4	Roma	6 Sep 87
3:00.15	DOM	Cuesta 45.4, Soriano 43.8, J.Santos 46.58, L.Santos 44.36	6h2	Beijing	29 Aug 15
3:00.25	IND	Anas 45.67, Nirmal 45.06, Rajiv 44.84, Jacob 44.68	4h2	Tokyo	6 Aug 21
3:00.56	QAT	Samba 44.6, M Abbas 45.2, Mohamed 46.43, Haroun 44.41	1	Jakarta	30 Aug 18
3:00.64	SEN	Diarra 46.53, Dia 44.94, Ndiaye 44.70, Faye 44.47	4	Atlanta	3 Aug 96
3:00.65	ESP	Husillos 45.4, Búa 45.3, Echeverry 45.26, García 44.75	5	London (QE2 Park Stratford)	13 Aug 17
3:00.76	JPN	Karube 45.88, Ito 44.86, Osakada 45.08, Omori 44.94	5	Atlanta	3 Aug 96
3:00.79	ZIM	Chiwira 46.2, Mukomana 44.6, Ngidhi 45.79, Harnden 44.20	1h3	Athína	9 Aug 97
3:00.82A	VEN	A Ramírez 45.7, Aguilar 45.3, Acevedo 44.7, Longart 45.2 (30)	3	Guadalajara	28 Oct 11
3:01.12	FIN	Lönnqvist 46.7, Salin 45.1, Karttunen 44.8, Kukkoaho 44.5	6	München	10 Sep 72
3:01.26	IRL	Gregan 46.1, Murphy 45.2, Barr 45.05, English 44.96	8h2	Beijing	29 Aug 15
3:01.60	BAR	Louis 46.67, Peltier 44.97, Edwards 45.04, Forde 44.92	6	Los Angeles	11 Aug 84
3:01.61	BUL	Georgiev 45.9, Stankulov 46.0, Raykov 45.07, Ivanov 44.66	2h1	Stuttgart	21 Aug 93
3:02.09	UGA	Govile 46.72, Kyeswa 44.60, Rwamuhanda 46.40, Okot 44.37	7	Los Angeles	11 Aug 84
3:02.11	MAR	Kasbane, Dahane, Belcaid, Lahlou 44.5	1h2	Tokyo	31 Aug 91
3:02.21	GRE	Régas 46.8, Doúpis 45.4, Grávalos 45.41, P Iakovákis 44.57	4	München	24 Jun 07
3:02.22A	TUR	Kılıç, Copello, Altıntaş, Can	2	Erzurum	12 Jun 16
3:02.30	KSA	I Al-Sabyani, M Al-Salhi, H H Al-Bishi, Y Al-Masrahi	1	Guangzhou	26 Nov 10
3:02.35	UKR	Kaybash 46.8, Tverdostup 44.8, Rybalka 45.73, Zyukov 45.01 (40)	4h3	Edmonton	11 Aug 01
<i>Best at low altitude</i>					
3:01.44	VEN	Ramirez 46.0, Bravo 45.0, Meléndez 45.6, Mezones 44.8	6	Nassau	25 May 14
<i>Doping-disqualified</i>					
2:54.20	USA	Young 44.3, Pettigrew 43.2 (DQ), Washington 43.5, Johnson 43.2	(1)	Uniondale	22 Jul 98
2:56.35	USA	A Harrison 44.36, Pettigrew 44.17 (DQ), C Harrison 43.53, Johnson 44.29	(1)	Sydney	30 Aug 00
2:56.45	USA	J Davis 45.2, Pettigrew 43.9 (DQ), Taylor 43.92, Johnson 43.49	(1)	Seville	29 Aug 99
2:56.47	USA	Young 44.6, Pettigrew 43.1 (DQ), Jones 44.80, Washington 44.00	(1)	Athína	10 Aug 97
2:56.60	USA	Taylor 45.0, Pettigrew 44.3 (DQ), Washington 43.7, Johnson 43.7	(1)	Philadelphia	29 Apr 00
2:58.06	RUS	Dyldin 45.5, Frolov 44.6, Kokorin 44.34, Alekseyev 43.56 (DQ)	(3)	Beijing	23 Aug 08
4 x 800 Metres Relay					
7:02.43	KEN	Mutua 1:46.73, Yiampoy 1:44.38, Kombich 1:45.92, Bungei 1:45.40	1	Bruxelles	25 Aug 06
7:02.82	USA	J Harris 1:47.05, Robinson 1:44.03, Burley 1:46.05, Krummenacker 1:45.69	2	Bruxelles	25 Aug 06
7:03.89	GBR	Elliott 1:49.14, Cook 1:46.20, Cram 1:44.54, Coe 1:44.01	1	London (Crystal Palace)	30 Aug 82
7:04.70	RSA	G van Oudtshoorn 1:46.9, Sepeng 1:45.2, J Kotze 1:48.3, J Botha 1:44.3	1	Stuttgart	6 Jun 99
7:04.84	USA	Solomon 1:47.60, Sowinski 1:44.75, Loxsom 1:45.59, Andrews 1:46.90	1	Nassau	2 Mar 15
7:04.89	KEN	(ex-St Patrick's School) D Kiptoo 1:46.4, Tengelei 1:48.2, W Chirchir 1:45.7, Kimutai 1:44.6	2	Stuttgart	6 Jun 99
7:06.12	Benelux	Som NED 1:44.91, Fiegen LUX 1:47.25, Okken NED 1:46.12, Matthijs BEL 1:47.84	3	Bruxelles	25 Aug 06
<i>More nations</i>					
7:06.66	QAT	Sultan 1:45.81, Al-Badri 1:46.71, Suleiman 1:45.89, Ali Kamal 1:48.25	4	Bruxelles	25 Aug 06
7:07.40	URS	Masunov, Kostetskiy, Matvetev, Kalinkin	1	Moskva	5 Aug 84
7:08.5	FRG	Kinder 1:46.9, Adams 1:47.5, Bogatzki 1:47.9, Kemper 1:46.2	1	Wiesbaden	13 Aug 66
7:08.89	POL	Konieczny 1:48.9, Krawczyk 1:49.1, Lewandowski 1:45.9, Kszczot 1:44.8	2	Nassau	24 May 14
7:11.1a	BLR	Starovoitov, Troshchilo, Podolyakov, Kirov	1	Moskva	25 Jul 79
7:11.3	ITA	Giocondi, Barsotti, D'Urso, Benvenuti	1	Sheffield	5 Jun 92
7:11.48	AUS	Ralph 1:49.6, Gregson 1:48.3, Williamsz 1:46.3, West 1:47.3	4	Nassau	24 May 14
Distance Medley Relay (1200m - 400m - 800m - 1600m)					
9:15.50	USA	Merber 2:53.56, Spratling 45.95, Johnson 1:44.75, Blankenship 3:51.24	1	Nassau	3 May 15
9:15.56	KEN	Angwenyi 2:50.8, Musembi 45.8, Kirwa Yego 1:46.2, Kipchirchir 3:52.8	1	Philadelphia	29 Apr 06
9:15.63	USA	("Blue") Lukezic 2:51.7, Carter 45.6, Robinson 1:44.5, Lagat 3:53.8	2	Philadelphia	29 Apr 06

MARK	COUNTRY	TEAM	PLACE	VENUE	DATE
9:16.34	ETH	Abiyot 2: 53.5, Desta 46.0, Aman 1:44.0, Wote 3:52.8	1	Philadelphia	27 Apr 13
9:17.03	KEN	Chemut 2:51.6, Chepsiror 47.1, Kitum 1:45.4, Ndiku 3:52.9	2	Philadelphia	27 Apr 13
9:17.20	KEN	Chesebe 2:54.68, Kishoyan 45.28, Cheruiyot 1:44.49, Cheruiyot 3:52.75	2	Nassau	3 May 15
<i>More nations</i>					
9:17.48	MAR	Moustaoui 2:48.54, Maadadi 46.36, M Laâlou 1:49.51, A Laâlou 3:53.09	1	Philadelphia	30 Apr 11
9:17.56	AUS	Gregson 2:48.66, Wroe 45.96, Renshaw 1:46.29, Riseley 3:56.66	2	Philadelphia	30 Apr 11
9:22.05	CAN	Lincoln 2:56.64, Christopher 45.34, Reed 1:45.73, Brannen 3:54.34	2	Philadelphia	25 Apr 09
9:24.07	POL	Demczyszak 2:54.85, Krawczuk 46.45, Kszczot 1:46.04, Lewandowski 3:57.08	4	Nassau	3 May 15
9:24.10	IRL	Robinson 2:52.8, Gregan 45.9, English 1:46.7, Ó Lionáird 3:58.7	5	Philadelphia	27 Apr 13
9:24.37	GER	Keiner 2:54.50, Plass 46.39, Schembera 1:45.75, Orth 3:57.38	5	Nassau	3 May 15
9:50.66	FRA	Aarass 2:58.73, Naprix 46.89, Yousif 1:55.43, Smail 4:09.61	6	Philadelphia	25 Apr 09

4 x 1500 Metres Relay

14:22.22	KEN	C Cheboi 3:38.5, S Kiplagat 3:32.4, Magut 3:39.0, A Kiprop 3:32.3	1	Nassau	25 May 14
14:34.97	USA	(Nike-Bowerman Track Club) Jager 3:39, Fisher 3:37, McGorty 3:38, Lomong 3:39	1	Portland	31 Jul 20
14:36.23	KEN	W Biwott 3:38.5, G Gathimba 3:39.5, G Rono 3:41.4, A Choge 3:36.9	1	Bruxelles	4 Sep 09
14:38.8	FRG	Wessinghage 3:38.8, Hudak 3:39.1, Lederer 3:44.6, Fleschen 3:36.3	1	Köln	16 Aug 77
14:40.4	NZL	Polhill 3:42.9, Walker 3:40.4, Dixon 3:41.2, Quax 3:35.9	1	Oslo	22 Aug 73
14:41.22	ETH	Gebremedhin 3:39.9, Fida 3:37.5, Z Alemayehu 3:46.5, Wote 3:37.3	3	Nassau	25 May 14
14:44.31	Mixed	B M Ali BRN 3:38.1, B Birgen KEN 3:43.3, N Kemboi KEN 3:40.0, Campbell IRL 3:43.0	2	Bruxelles	4 Sep 09
14:45.63	URS	Kalutskiy, Yakovlev, Legeda, Lotarev	1	Leningrad	4 Aug 85
14:46.04	AUS	Gregson 3:39.1, McEntee 3:44.9, Birmingham 3:38.3, Williamsz 3:43.7	4	Nassau	25 May 14
14:46.16	ESP	(Larios) Jiménez 3:40.9, Pancorbo 3:41.2, A García 3:43.9, Viciosa 3:40.2	1	Madrid	5 Sep 97
14:47.57	USA	Leer 3:39.2, Krummenacker 3:44.5, Sherer 3:44.2, Torrence 3:39.7	4	Bruxelles	4 Sep 09
14:48.2	FRA	Begouin 3:44.5, Lequement 3:44.3, Philippe 3:42.2, Dien 3:37.2	2	Bourges	23 Jun 79

More nations

14:50.2	NZL	Melville, Dixon, Quax, Walker	1	Auckland	17 May 75
14:50.82	RSA	Temane, Brunner, Gericke, Fourie	1	Port Elizabeth	15 Oct 84
14:54.57	GBR	(England) Baddeley 3:39.0, Stevenson 3:43.3, McCormick 3:44.7, Draper 3:47.6	5	Bruxelles	4 Sep 09

Relay Splits

100 Metres

The fastest-ever 100m splits are regarded to be these marks derived by video analysis and all include 100m stretches which were free of changeovers: **8.68** Asafa Powell JAM Berlin 22 Aug 09, **8.69** Usain Bolt JAM Moscow 18 Aug 13; **8.77** Noah Lyles USA Doha 5 Oct 19

400 Metres

			<u>Leg</u>	<u>Venue</u>	<u>Date</u>	<u>Team Result</u>
42.94 ^[1]	Michael Johnson	USA	4	Stuttgart	22 Aug 93	(1, 2:54.29)
43.06	Michael Norman	USA	4	Sacramento	26 May 18	(1h2, 3:01.11)
43.1 ^[2]	Maurice Peoples	USA	4	Baton Rouge	9 Jun 73	(3, 3:05.0y)
43.1	Quincy Watts	USA	2	Barcelona	8 Aug 92	(1, 2:55.74)
43.10	Jeremy Wariner	USA	4	Osaka	2 Sep 07	(1, 2:55.56)
43.18	Wariner		4	Beijing	23 Aug 08	(1, 2:55.39)
43.2A	Ron Freeman	USA	2	Ciudad de México	20 Oct 68	(1, 2:56.16)
43.2	Wariner		2	Austin	8 Apr 06	(2, 3:00.04)
43.2	Tony McQuay	USA	2	Rio de Janeiro	20 Aug 16	(1, 2:57.30)
43.3	Demetrius Pinder	BAH	2	London	10 Aug 12	(1, 2:56.72)
	(8/10)					
43.23	Butch Reynolds	USA	3	Stuttgart	22 Aug 93	(1, 2:54.29)
43.34	Emmanuel Korir	KEN	4	Austin	27 May 17	(2h3, 3:03.15)
	(10)					
43.38	Kahmari Montgomery	USA	4	Philadelphia	28 Apr 18	(1, 3:01.82)
43.4	Steve Lewis	USA	4	Barcelona	8 Aug 92	(1, 2:55.74)
43.40	Rai Benjamin	USA	4	Tokyo	21 Aug 21	(1, 2:55.70)
43.42	Chris Brown	BAH	4	Helsinki	14 Aug 05	(2, 2:57.32)
43.44	Auhmad Robinson	USA	4	Eugene	11 Jun 21	(2, 3:01.52)
43.48	Nathon Allen	JAM	4	Columbia	13 May 17	(2r2, 3:02.10)
43.49	Darold Williamson	USA	4	Sacramento	11 Jun 05	(6, 3:01.83)
43.5	Roddie Haley	USA	2	Philadelphia	25 Apr 86	(1, 9:22.6)
43.5e	Baboloki Thebe	BOT	2	Bydgoszcz	24 Jul 16	(2, 3:02.81)
43.5	Tyree Washington	USA	3	Uniondale	22 Jul 98	(DQ, 2:54.20)
	(20)					

1 This time (42.94) is taken from photo-finish pictures taken at the start and finish of Johnson's leg supplied by Seiko. Using different methods, the DLV Biomechanics Report from Stuttgart 1993 variously shows times of 42.91 and 42.92

2 440 yards times less or 0.3

Universal (Mixed) 4 x 400 Metres Relay

See page 798



NATIONAL RECORDS

Here are lists of records, as recognised by all members of World Athletics, for every world championship event plus the 3000m. At the end of each event list, footnotes are used to explain irregularities and give reasons why certain significant marks are not regarded as records. Asterisks are shown next to the code of countries where such a note is necessary. Included across the men's and women's sections are more than 500 marks already set in 2022 up to May 31, 2022. Those are given in bold characters.

Winfried Kramer

NATIONALITIES

Anomalies have been created by transfers of allegiance. Some countries accept records set by athletes in the grey period after they gained fresh citizenship, but before they are eligible to compete at championship level in their new colours. Other federations see things differently and for example at 1500m, we now have a North American record (3:29.30) which is inferior to the national record of a North American country (3:27.40, United States). On the other hand, there are countries which do not recognise marks set by newly-eligible athletes. We have attempted to respect the wishes of federations as well as the transfer dates published by World Athletics, but this task grows ever more complicated and some of these decisions are open to debate.

AUTOMATIC TIMES

These are given to hundredths of a second wherever possible. For sprint events, manual marks are listed only if they are at least 0.24 seconds better than the automatic record. Please note that these marks are given for information only and may not be officially recognised by the respective federations. For 400m and 400m hurdles, only automatic records are given, unless there is no alternative.

RECORDS FOR SUSPENDED NATIONS

Records are listed for Cambodia, Russia and South Africa even though the performances may have occurred while those countries were suspended by World Athletics.

ILLEGITIMATE MARKS

Some countries ratify records which World Athletics regard as illegal because of doping violation or wind-assistance. These have been relegated to footnotes with the best legitimate mark given in the main list. However, ratified records set by women in mixed races are shown in the main list with the best non-mixed mark footnoted. Similarly, officially recognised records set on aided marathon courses are shown first and foremost, with alternative bests footnoted in each case. A further complication has arisen with World Athletics enforcement of Competition Rule 2 (The Athletics Facility) or 11 (Validity of Performances), meaning it will not accept performances made at uncertified facilities, such as the track used for the 2018 African Games or street meetings staged in temporary facilities. Some countries continue to accept such marks as records, so on these pages both alternatives are listed.

QUESTIONABLE MARKS

While the AIU and World Athletics look into the issue of performance manipulation, some marks regarded as questionable by the compilers are footnoted rather than placed in the main list of records.

RECORDS SET INDOORS

The 1998 change to the then rule 260 enabled indoor marks to be recognised as outright world records. This development has been reflected in the lists, though it should be noted that most federations have not taken account of the rule change. This creates some situations which are hard to explain. Those who do reflect World Athletics rules and mix their records are AUS, DOM, ESP, EST, FRA, GRE, ISV, LTU, NZL, POL, PLW, PUR & SLO. For other federations, where relevant, separate listings are given of those indoor performances which are superior or identical to the ratified mark.

RECORDS IN COMBINED EVENTS

The 2010 World Athletics rule change means that a combined event performance is regarded as wind-assisted if the average assisting wind velocity for the three affected events exceeds two metres per second. Previously it was the case that the score would be legal if that condition applied and/or none of the three relevant following "winds" exceeded four metres per second. The narrowing of the criteria means that some existing records (e.g. Larisa Nikitina's Russian heptathlon record of 7007, with winds of 1.4, 1.1 & 4.0) would be judged as windy under today's rule. It has been determined that this rule change should not be applied in retrospect, so such marks are shown as legal in this section. Some marks made with the 'old model' of javelin (pre-1986 men and pre-1999 women) are still shown. The World Athletics policy at the time of those changes was not to reset records in combined events, even though new records were established for the individual discipline.

ABBREVIATIONS & CODES

a = automatically timed but hundredths not reported; i = indoor mark; * = Footnote included; dh = downhill marathon course; ‡ = a superior or identical mark has been achieved indoors, though not ratified as a record

Readers are invited to send any corrections to Winfried Kramer (Fax: 49 - 6821 932101; email: kramer@saar.de) or any other compiler (see page 6 for all compiler's addresses)

COUNTRY	MARK	NAME	VENUE	DATE	COUNTRY	MARK	NAME	VENUE	DATE
100 Metres					ESA	10.35	Rubén Benítez	Fullerton	23 Apr 98
AFG	10.85	Shah Mahmood Noor Zahi	Khorramabad	12 May 22	ESP	10.06	Bruno Hortelano	Madrid	23 Jun 16
AIA	10.12	Zharnel Hughes	Kingston	28 Mar 14	EST	10.19	Marek Niit	Fayetteville	31 Mar 12
ALB	10.56	Arben Makaj	Donnas	15 Jul 03	ETH	10.61	Wetere Gelelcha	Addis Ababa	30 Apr 08
ALG	10.29	Skander Djamil Athmani	Alger	28 Jul 17	FIJ	10.20	Banuve Tabakaucoro	Suva	8 Jul 16
AND	10.92	Mikel De Sa Gomes	Barcelona	13 Jul 16	FIN	10.21	Tommi Hartonen	Vaasa	23 Jun 01
ANG	10.49	Afonso Ferraz	Maia	8 Jul 92	FRA	9.86	Jimmy Vicaut	Paris (St. Denis)	4 Jul 15
ANT	9.91	Daniel Bailey	Paris (St. Denis)	17 Jul 09		9.86	Jimmy Vicaut	Montreuil-sous-Bois	7 Jun 16
ARG	10.23	Carlos Gats	Lisboa	17 Jul 98	FSM	10.83	John Howard	Tumon	25 Jul 09
	10.23	Gabriel Simón	Bogotá	25 Jun 99	GAB	10.13	Antoine Boussombo	Nice	4 Aug 00
ARM	10.37	Alexander Donigian	Canyon	16 May 21		10.13	Antoine Boussombo	Sydney	22 Sep 00
ARU	10.42	Geronimo Goeloe	Mayagüez	5 May 12	GAM	10.16	Su Wai'bou Sanneh	New York	30 May 13
ASA	10.81	Kelsey Nakanelua	Honolulu	28 Apr 01		10.16	Ebrahima Camara	Troyes	12 Jun 21
AUS	9.93	Patrick Johnson	Mito	5 May 03		10.16	Ebrahima Camara	Pontoise	16 Jun 21
AUT	10.15	Andreas Berger	Linz	15 Aug 88		10.16	Ebrahima Camara	Chorzów	20 Jun 21
AZE	10.08	Ramil Guliyev	Istanbul	13 Jun 09	GBR*	9.87	Linford Christie	Stuttgart	15 Aug 93
BAH	9.91	Derrick Atkins	Osaka	26 Aug 07	GBS	10.36	Holder da Silva	Salamanca	8 Jul 09
BAN	10.50	Imran Rahman	Dhaka	3 Jan 22		10.36	Holder da Silva	Lisboa	12 Jul 09
BAR	9.87	Obadele Thompson	Johannesburg	11 Sep 98		10.36	Ancuam Lopes	Salamanca	12 Jun 13
BDI	10.84	Kassiem Ntahimpéra	Casablanca	13 Jul 89	GEO	10.35	Besik Gotsiridze	Tsakhkadzor	22 May 87
BEL	10.14	Patrick Stevens	Oordegem	28 Jun 97	GEQ	10.60	Gustavo Envela Mahua	Eugene	7 Jun 86
BEN	10.31	Souhalia Alamou	Lugano	5 Jun 04	GER	10.01	Julian Reus	Mannheim	29 Jul 16
BER	10.27	DeVon Bean	Glendora	11 May 96	GHA	9.90	Benjamin Azamati-Kwaku	Austin	25 Mar 22
BHU	11.64	Dinesh Kumar Dhakal	Doha	27 Sep 19	GIB	10.89	Jessy Franco	Gibraltar	12 Jun 19
BIH	10.42	Nedim Čović	Velenje	1 Jul 10	GRE	10.11	Ággelos Pavlakákis	Athína	2 Aug 97
BIZ	10.41	Jayson Jones	Clermont	19 Apr 08	GRN	10.17	Sean Lambert	Eugene	31 May 01
BLR	10.27	Sergey Kornelyuk	Biała Podlaska	28 May 94	GUA	10.32	Oscar Meneses	Caracas	19 Jun 98
BOL	10.36	Bruno A. Rojas	Sucre	20 May 12	GUI	10.56	Joseph Loua	L'Aigle	1 May 97
BOT	9.96	Letsile Tebogo	Gaborone	30 Apr 22	GUM	10.66	Philam Garcia	San Diego	17 Jun 04
BRA	10.00	Róbson da Silva	Cd. de México	22 Jul 88	GUY	10.12	Adam Harris	Port-of-Spain	17 May 14
BRN	10.03	Kemarley Brown	Kingston	7 May 16	HAI	10.16	Derrell Wesh	Greensboro	17 May 15
BRU	10.59	Mohd Fakhri Ismail	Singapore	9 Jun 15		10.16	Guinove Joanus	Columbia SC	23 Apr 22
BUL	10.13	Petar Petrov	Moskva	24 Jul 80	HKG	10.28	Tsui Chi Ho	Hongkong	16 May 10
BUR	10.14	Idrissa Sanou	St. Étienne	13 Jul 02		10.28	Ng Ka Fung	Hongkong	11 Sep 21
CAF	10.33	Yvon Rodrigue Sialo-Ngboda	Tomblaine	21 Jul 06	HON	10.22	Rolando Palacios	Toluca	18 Jul 08
CAM	10.75	Pin Wanheab	Frauenfeld	25 Jul 14	HUN	10.08	Roland Németh	Budapest	9 Jun 99
CAN*	9.84	Donovan Bailey	Atlanta	27 Jul 96	INA	10.03	Lalu Muhammad Zohri	Osaka	19 May 19
	9.84	Bruny Surin	Sevilla	22 Aug 99	IND*	10.26	Amiya Kumar Mallick	New Delhi	28 Apr 16
CAY	9.95	Kemar Hyman	Madrid	7 Jul 12	IRI	10.03	Hasan Taftian	Paris	30 Jun 18
CGO	10.27	Dorian Rostan Keletela	Schiffange	22 Aug 21		10.03	Hasan Taftian	Paris	24 Aug 19
CHA	10.25	Abdourahim Haroun	Sassari	17 Jun 12	IRL	10.18	Paul Hession	Vaasa	23 Jun 07
CHI	10.10	Sebastián Keitel	Lisboa	17 Jul 98	IRQ	10.32	Hussein Ali Nahi Al-Khafaji	Baghdad	4 Apr 21
	10.10	Sebastián Keitel	Lisboa	17 Jul 98	ISL	10.51	Ari Bragi Kárason	Hafnarfjörður	1 Jul 17
CHN	9.83	Su Bingtian	Tokyo	1 Aug 21	ISR	10.20	Alex Porkhomovskiy	Sevilla	21 Aug 99
CIV	9.93	Arthur Gue Cissé	Leverkusen	24 Jul 19	ISV	10.20	Greg Barnes	Tampa	17 Jun 88
CMR	10.14	Idrissa Adam	Maputo	12 Sep 11	ITA	9.80	Lamont Marcell Jacobs	Tokyo	1 Aug 21
COD	10.28	Olivier Mwimba	Sasolburg	6 Mar 21	IVB	10.25	Dion Crabbe	Baton Rouge	31 May 02
COK	10.97	Mark Sherwin	Brisbane	4 Dec 93	JAM	9.58	Usain Bolt	Berlin	16 Aug 09
COL	10.11	Diego Armando Palomeque	Asunción	23 Jun 17	JOR	10.48	Khalil Al-Hanahneh	Amman	27 Oct 07
COM	10.32	Djaffar Hadhari	Saint-Ouen	23 Jun 02	JPN	9.95	Ryota Yamagata	Tottori	6 Jun 21
CPV	10.75	Denielsan Martins	Bambolim	23 Jan 14	KAZ	10.08	Vitaliy Savin	Linz	13 Aug 92
	10.75	Claudino Tavares	Marinha Grande	31 May 18	KEN	9.77	Ferdinand Omurwa	Nairobi	18 Sep 21
CRC	10.32	Bob Colville	Ypsilanti	1 May 04	KGZ	10.38	Jamalidin Musayev	Almaty	4 Jul 16
CRO	10.20	Dario Horvat	Azusa	11 May 13	KIR	11.17	Rabangaki Nawai	Apia	14 Dec 06
CUB	9.98	Silvio Leonard	Guadalajara	11 Aug 77	KOR	10.07	Kim Kuk-Young	Jeongseon	27 Jun 17
	9.98	Roberto Skyers	Camagüey	22 Feb 19	KOS	10.78	Edis Ahmeti	Elbasan	8 Jun 17
CYP	10.11	Yiannis Zisimides	Réthymno	25 May 96	KSA	10.03	Abdullah Abkar Mohammed	Paris	30 Jun 18
CZE	10.16	Zdenek Stromšík	Tábor	18 Jul 18	KUW	10.27	Meshaal Khalifa Al-Mutairi	Wuhan	4 Jun 15
	10.16	Jan Veleba	Brno	26 Jul 19	LAO	10.97	Anousone Xaysa	Vientiane	18-20 Sep 14
	10.16	Dominik Záleský	Zlín	14 Aug 21	LAT	10.18	Ronalds Arājs	Donnas	3 Jul 11
DEN	10.14	Kojo Musah	Odense	26 Jun 21	LBA	10.42	Ahmed Amaar	Jacksonville	14 May 21
DJI	11.39	Ismaël Abdallah	Vorst	24 May 01	LBN	10.41	Noureddine Hadid	Doha	22 Apr 19
DMA	10.33	Chris Lloyd	Houston	3 May 08		10.41	Noureddine Hadid	Cluj-Napoca	7 Jun 19
DOM	10.14	Yancarlo Martínez	Toronto	21 Jul 15	LBR	10.01	Emmanuel Matadi	Montverde	6 Jul 19
ECU	10.09	Alex Quiñónez	Medellín	25 May 13		10.01	Emmanuel Matadi	Miramar	10 Apr 21
	10.09	Alex Quiñónez	Cochabamba	6 Jun 18	LCA	10.17	Ronald Promesse	El Paso	6 May 00
EGY	10.13	Amr Seoud	Maputo	12 Sep 11	LES	10.11	Mosito Lehata	Réduit	12 Apr 15
ERI	10.58	Berhane Haile	Lidingö	4 Jun 96		10.11	Mosito Lehata	Praha	5 Jun 17
					LIE	10.53	Martin Frick	Bellinzona	12 Jul 96

COUNTRY	MARK	NAME	VENUE	DATE	COUNTRY	MARK	NAME	VENUE	DATE
LTU	10.14	Rytis Sakalauskas	Shenzhen	17 Aug 11	SRB*	10.34	Mladen Nikolić	Athína	7 Sep 84
LUX	10.41	Roland Bombardella	Cd. de México	8 Sep 79		10.34	Marko Janković	Kragujevac	13 Jun 03
	10.41	Daniel Abenzoar-Foulé	Tomblaine	21 Jul 06	SRI	10.06	K. M. Yupun Abeykoon	Dessau	25 May 22
MAC	10.69	Leong Veng Cheong	Hongkong	6 May 90	SSD	10.79	Mangar Chuot	Perth	24 Mar 16
MAD	10.18	Jean-Louis Ravelomanantsoa	Cd. de México	13 Oct 68	STP	10.61	Yazalde Nascimento	Leiria	1 Jun 07
MAR	10.09	Aziz Ouahdi	Dakar	28 May 11	SUD	10.27	Ahmed Ali	Baton Rouge	9 Apr 16
MAS	10.18	Khairul Hafiz Jantan	Kuching	27 Jul 16	SUI	10.08	Alex Wilson	La Chau-de-Fonds	30 Jun 19
MAW	10.36	Noel Stern Liffa	Lusaka	10 Apr 21	SUR	10.13	Jurgen Themen	Bradenton	28 May 16
MDA	10.30	Aleksandr Afteni	Moskva	19 Jul 84	SVK	10.13	Ján Volko	Šamorín	29 Jun 18
MDV	10.33	Hassan Saaid	Kingston	16 Apr 16	SWE	10.18	Peter Karlsson	Cottbus	9 Jun 96
MEX	10.21	Carlos Villaseñor	Toluca	11 Jul 97	SWZ	10.31	Sibusiso Matsenjwa	La Chau-de-Fonds	2 Jul 17
	10.21	José Carlos Herrera	Xalapa	29 Aug 14		10.31	Sibusiso Matsenjwa	Bloemfontein	13 Apr 19
MGL	10.62	Achitbileg Battulga	Almaty	25 Jun 16	SYR	10.67	Nabil Nahri	Moskva	24 Jul 80
MHL	10.39	Roman Cress	Minneapolis	15 May 99	TAN	10.57	Norman Chihota	Cd. de México	13 Oct 68
MKD	10.59	Jovan Stojoski	Bar	1 May 22	TGA	10.56	Toluta'u Koula	Townsville	29 Nov 96
MLI	10.10	Ousmane Diarra	Athens, GA	4 May 96	THA	10.19	Puripol Boonson	Sisaket	17 Mar 22
MLT	10.49	Kevin Moore	Zürich	12 Aug 14	TJK	10.52	Aram Enokian	Leningrad	20 Jun 87
MNE	10.55	Luka Rakić	Celje	13 Jun 15	TKM	10.44	Mahmoud Yusupov	Alma Ata	23 May 92
MNT	10.12	Julius Morris	Houston	12 May 18	TKS	10.28	Delano Williams	Kingston	15 Mar 13
MON	10.53	Sébastien Gattuso	Dijon	12 Jul 08	TLS	11.48	Mezias J	Jakarta	7 Sep 94
MOZ	10.71	Kurt Couto	Windhoek	13 Apr 07	TOG	10.30	Franck Amégnigan	Versailles	8 Jun 96
MRI	10.13	Stéphane Buckland	Ottawa	21 Jul 01	TPE	10.11	Yang Chun-Han	Hiratsuka	16 Jun 18
	10.13	Stéphane Buckland	Réduit	21 Apr 02	TTO	9.82	Richard Thompson	Port-of-Spain	21 Jun 14
MTN	10.74	Cheikh Diagana	Antony	11 Jul 06	TUN	10.38	Badreddine Toumi	Nürnberg	25 Jul 15
MYA	10.64	Soe Win	Rangoon	7 Dec 69	TUR	9.92	Jak Ali Harvey	Erzurum	12 Jun 16
NAM	9.86	Frankie Fredericks	Lausanne	3 Jul 96	TUV	11.42	Karalo Hepoiteloto Maibuca	Tokyo	31 Jul 21
NCA	10.49	Yeykell Romero	Managua	9 Oct 21	UAE	10.30	Naseeb Salem Salmin Al-Zaabi	Dubai	25 May 17
NED	9.91	Churandy Martina	London	5 Aug 12	UGA	10.35	Tarsis Orogot	Nairobi	1 Jul 21
NEP	10.71	Ram Krishna Chaudhari	Kathmandu	26 Sep 99	UKR	10.07	Valeriy Borzov	München	31 Aug 72
NFI	11.38	Jonathan McKee	Göteborg	20 Aug 86	URU	10.15	Heber Viera	Bogotá	25 Jun 99
NGR	9.85	Olusoji Fasuba	Doha	12 May 06	USA	9.69	Tyson Gay	Shanghai	20 Sep 09
NIG	10.52	Yacouba Bello	Niamey	27 May 05	UZB	10.31	Pyotr Vorobyov	Leningrad	17 Jul 85
NMI	10.99	Tyrone Omar	Apia	4 Sep 07	VAN	10.64	Moses Kamut	Koror	26 Jul 05
NOR	9.99	Jaysuma Saidy Ndure	Lausanne	30 Jun 11		10.64	Moses Kamut	Melbourne	18 Feb 06
NRU	10.82	Jonah Harris	Apia	16 Jul 19		10.64	Moses Kamut	Auckland	15 Mar 08
NZL	10.11	Augustine Nketia	Victoria, BC	22 Aug 94	VEN	10.30	Ellis Ollarves	San Felipe	4 May 01
OMA	9.97	Barakat Mubarak Al-Harhi	Amman	9 Jul 18	VIE	10.40	Ngan Ngoc Nghia	Hanoi	10 Nov 20
PAK	10.42	Afzal Baig	Makkah	12 Apr 05	VIN	10.33	Joel Mascoll	Norfolk	18 Apr 97
PAN	10.01	Alonso Edward	Cochabamba	6 Jun 18	YEM	10.90	Nagib Salem Ahmed	Kyiv	Jul 82
PAR	10.36	Christopher Ortiz	Cochabamba	26 Apr 19	ZAM*	10.03	Gerald Phiri	Clermont	10 May 14
PER	10.28	Andy Martínez	Tarija	22 Apr 16	ZIM	9.89	Ngonidzashe Makusha	Des Moines	10 Jun 11
PHI	10.25	Eric Cray	Singapore	9 Jun 15					
PLE	10.55	Mohamed Abukhousa	Strasbourg	6 Jul 14	Notes (*)				
PLW	10.52	Rodman Teltull	Suva	8 Jul 16	CAN	9.83	Ben Johnson	Roma	30 Aug 87 – annulled by World Athletics as a world record and no longer ratified by federation due to his admission of doping
PNG	10.40	Peter Pulu	Stuttgart	29 Jun 95	GBR	9.87	Dwain Chambers	Paris	14 Sep 02 – annulled due to doping violation
POL	10.00	Marian Woronin	Warszawa	9 Jun 84	IND	10.26	Sanjeet Singh	Jalahalli	20 Sep 18 – annulled due to doping violation
POR	9.86	Francis Obikwelu	Athína	22 Aug 04	SRB	10.33	Slobodan Branković	Beograd	24 Jul 93 – officially ratified but rolling start and start delay of 0.08
PRK	10.60	Yu Jong Rim	Pyongyang	19 May 91	ZAM	9.88	Sydney Siame	Lusaka	8 Apr 17 – doubtful timing
PUR	10.21	Miguel López	Cochabamba	27 May 12					
PYF	10.52	Jean Bourné	Colombes	21 Jul 72					
QAT	9.91	Femi Ogunode	Wuhan	4 Jun 15					
	9.91	Femi Ogunode	Gainesville	22 Apr 16					
ROU	10.21	Daniel Cojocaru	Bucureşti	17 Jun 94					
RSA	9.84	Akani Simbine	Székesfahérvár	6 Jul 21					
RUS	10.10	Andrey Yepishin	Göteborg	8 Aug 06					
RWA	11.01	Justin Nsenguyumva	Douala	27 Mar 22	200 Metres				
SAM	10.21	Jeremy Dodson	Phoenix	21 May 16	AFG	21.65	Shah Mahmood Noor Zahi	Mashhad	30 May 22
SEN	10.17	Oumar Loum	Bamako	27 Mar 02	AIA	20.15	Zharnel Hughes	George Town	16 May 15
SEY	10.33	Dylan Sicobo	Abidjan	23 Jul 17	ALB	21.29	Franko Burraj	Elbasan	24 May 22
	10.33	Dylan Sicobo	Abidjan	24 Jul 17	ALG	20.53	Soufiane Bouhada	Alger	16 Jul 16
SGP	10.37	Umaglia K. Shyam	Beijing	27 Aug 01	AND	21.93	Daniel Gómez	Basauri	22 Jul 00
	10.37	Umaglia K. Shyam	Kuala Lumpur	12 Sep 01	ANG	21.15	Afonso Ferraz	Braga	12 Jul 92
SKN	9.93	Kim Collins	Bottrop	29 May 16	ANT*	19.88	Miguel Francis	Kingston	11 Jun 16
SLE	10.09	Gibrilla Pato Bangura	Loughborough	29 Jul 09	ARG	20.37	Carlos Gats	Lisboa	18 Jul 98
SLO	10.13	Matic Osovnikar	Osaka	25 Aug 07	ARM	21.15	Hovanes Mkrтчian	Volgograd	7 Jul 91
SMR	10.47	Francesco Sansovini	Forli	14 May 22	ARU	20.59	Miguel Janssen	Assen	17 Jul 94
SOL	10.75	Joseph Onika	Suva	11 Jul 90	ASA	22.43	Faresa Kapisi	Sydney	12 Mar 14
SOM	11.26	Abdi Aziz Warsane	Växjö	16 Sep 11	AUS	20.06	Peter Norman	Cd. de México	16 Oct 68
	11.26	Sakaria Hussein	Halmstad	15 Jun 14	AUT	20.45	Christoph Pöstinger	Ebensee	8 Jun 96
					AZE	20.04	Ramil Guliyev	Beograd	10 Jul 09

COUNTRY	MARK	NAME	VENUE	DATE	COUNTRY	MARK	NAME	VENUE	DATE
BAH	19.75	Steven Gardiner	Coral Gables	7 Apr 18	GUM	21.75	David Wilson	Canberra	2 Mar 96
BAN	21.15	Mohd Mahbub Alam	Kathmandu	28 Sep 99	GUY	20.14	James Gilkes	Ingelheim	12 Sep 78
BAR	19.97	Obadele Thompson	Yokohama	9 Sep 00	HAI	20.69	Roudy Monrose	Uniondale	6 Aug 11
BDI	21.88	Kassiém Ntahimpéra	Casablanca	16 Jul 89	HKG	20.94	Tang Yik Chun	Hongkong	16 Apr 05
BEL	20.19	Patrick Stevens	Roma	5 Jun 96	HON	20.40	Rolando Palacios	Toluca	20 Jul 08
BEN	20.95	Souhalia Alamou	Cotonou	16 May 04	HUN	20.11	Attila Kovács	Miskolc	21 Aug 87
BER	20.30	Troy Douglas	Bruxelles	22 Aug 97	INA	20.76	Suryo Agung Wibowo	Nakhon Ratchasima	11 Dec 07
BHU	22.85	Tshering Penjor	Yokohama	26 Sep 21	IND	20.52	Amlan Borgohain	Thenhipalam	6 Apr 22
BIH	21.05	Nedim Čović	Sarajevo	6 Jun 10	IRI	20.63	Mohammed Hussein Abareghi	Taipei	14 Jun 14
BIZ	21.14	Jayson Jones	Clermont	24 May 08	IRL	20.30	Paul Hession	Dublin	21 Jul 07
BLR	20.63	Aleksandr Starovoitov	Leningrad	11 Jun 88	IRQ	20.81	Taha Hussein Yaseen	Baghdad	6 Nov 20
BOL	20.63	Bruno A. Rojas	Tarija	24 Apr 16	ISL	20.96	Kolbeinn H. Gunnarsson	Memphis	18 Mar 17
BOT	19.77	Isaac Makwala	Madrid	14 Jul 17	ISR	20.83	Blessing Afrifa	Tel Aviv	30 Mar 22
BRA	19.89	Claudinei da Silva	München	11 Sep 99	ISV	20.66	Calvin Dascent	Greensboro	7 May 11
BRN	20.19	Mohamed Yacoub Salem	Río de Janeiro	16 Aug 16	ITA	19.72	Pietro Mennea	Cd. de México	12 Sep 79
BRU	21.39	Noor Firdaus Ar-Rasyid	Kuala Lumpur	23 Aug 17	IVB	20.30	Dion Crabbe	Starkville	12 May 02
BUL	20.20	Nikolay Antonov	Tokyo	26 Aug 91	JAM	19.19	Usain Bolt	Berlin	20 Aug 09
BUR	20.69	Innocent Bologo	Dakar	25 May 13	JOR	20.81	Khalil Al-Hanahneh	Al-Qâhira	24 Nov 07
CAF	21.01	Béranger Aymard Bossé	Amiens	21 Jun 14	JPN	20.03	Shingo Suetsugu	Yokohama	7 Jun 03
CAM	21.85	Pin Wanheab	Nottwil	30 Jun 12	KAZ	20.34	Vladimir Muravyov	Moskva	18 Aug 84
CAN	19.62	Andre De Grasse	Tokyo	4 Aug 21	KEN	20.14	Carvin Nkanata	Clermont	18 Apr 15
CAY	20.57	Jamal Walton	Miramar	27 Apr 17	KGZ	21.25	Valeriy Shchekotov	Alma Ata	26 May 91
CGO	20.74	Roger Anguono-Moké	Sint-Niklaas	29 May 03	KIR	22.54	Lataisi Mwea	Brisbane	20 Feb 21
CHA	20.55	Mahamat Goubaye Youssoufi	Doha	9 Apr 19	KOR	20.40	Park Tae-Geon	Jeongseon	28 Jun 18
CHI	20.15	Sebastián Keitel	Santiago/CHI	17 May 98	KOS	21.53	Lirim Emerllahu	San Antonio	2 Apr 22
CHN	19.88	Xie Zhenye	London	21 Jul 19	KSA	20.39	Fahad Mohamed Al-Subaie	Tashkent	25 Aug 19
CIV	20.23	Arthur Gue Cissé	Doha	25 Sep 20	KUW	20.41	Fawzi Al-Shammari	Amman	9 Sep 03
CMR*	20.31	Joseph Batangdon	Johannesburg	17 Sep 99	LAO	21.97	Anousone Xaysa	Oudomxay	11 Dec 14
	20.31	Joseph Batangdon	Alger	14 Jul 00	LAT	20.41	Sergejs Inšakovs	Atlanta	31 Jul 96
	20.31	Joseph Batangdon	Edmonton	7 Aug 01	LBA	20.91	Mohamed Ashour Kawajah	Damascus	8 Oct 09
	20.31	Emmanuel Esemé	Yaoundé	10 Aug 19	LBN	20.83	Noureddine Hadid	Erzurum	13 Jun 21
COD	20.40	Gary Kikaya	Karlskrona	12 Jun 06	LBR	19.92	Joseph Fahnbulleh	Baton Rouge	30 Apr 22
COK	22.46	Teina Teiti	Adelaide	25 Aug 00	LCA	20.63	Corneil Lionel	Norman	18 Apr 15
COL	20.00	Bernardo Baloyes	Barranquilla	31 Jul 18	LES	20.36	Mosito Lehata	Glasgow	31 Jul 14
COM	20.52	Hachim Maaroufou	Aubagne	26 May 22	LIE	21.14	Martin Frick	Zofingen	1 Jun 98
CPV	21.65	Eskilson Nascimento	Abidjan	26 Jul 17	LTU	20.48	Gediminas Truskauskas	Eisenstadt	9 Jun 21
CRC	20.20	Nery Brenes	Río de Janeiro	16 Aug 16	LUX	20.77	Roland Bombardella	Stuttgart	22 Aug 78
CRO	20.76	Željko Knapić	Sarajevo	20 Sep 81	MAC	21.60	Lei Vai Kun	Taipei	29 Apr 01
CUB	20.02	Roberto Skyers	Toronto	24 Jul 15	MAD	20.85	Hubert Rakotombéontsoa	Antananarivo	28 Sep 96
CYP	20.37	Prodromos Katsantonis	Athína	19 Jul 98	MAR	20.50	Aziz Ouhadi	Brazzaville	10 Jun 12
CZE	20.45	Jan Jirka	Zlín	27 Jun 21	MAS	20.77	Russel Nasir Taib	Brisbane	23 Mar 19
DEN	20.48	Tazana Kamanga-Dyrbak	Lusaka	11 Apr 21	MAW	21.31	Noel Stern Liffa	Rabat	29 Aug 19
DJI	22.43	Farhan Hassan Arrey	Riyadh	5 Jun 14	MDA	21.15	Yuriy Yordanov	Baku	16 Sep 84
DMA	20.31	Chris Lloyd	Houston	3 May 08	MDV	20.75	Hassan Saaid	Bangalore	11 Jul 16
DOM	20.07	Alexander Ogando	Irvine	30 Apr 22	MEX	20.17	José Carlos Herrera	Norwalk	16 Apr 16
ECU	19.87	Alex Quiñónez	Lausanne	5 Jul 19	MGL	21.53	Achitbileg Battulga	Incheon	30 Sep 14
EGY	20.36	Amr Seoud	Nairobi	1 Aug 10	MHL	21.47	Roman Cress	St. Paul	13 May 00
ERI	21.34	Aron Beyene	Genève	16 Sep 06	MKD	21.32	Jovan Stojoski	Sarajevo	30 Jun 19
ESA	21.05	Rubén Benítez	Los Angeles	16 May 98	MLI	20.52	Fodé Sissoko	Kortrijk	14 Jul 18
ESP	20.04	Bruno Hortelano	Getafe	22 Jul 18	MLT	21.03	Kevin Moore	Zürich	14 Aug 14
EST	20.43	Marek Niit	Des Moines	9 Jun 11	MNE	21.44	Luka Rakić	Baku	22 Jun 15
ETH	21.30	Wetere Gelelcha	Kampala	31 May 07	MNT	20.28	Julius Morris	El Paso	14 May 17
FIJ	20.53	Banuve Tabakaucoro	Port Moresby	16 Jul 15	MON	21.89	Sébastien Gattuso	Marsa	5 Jun 03
FIN	20.47	Tommi Hartonen	Sydney	27 Sep 00	MOZ	21.66	Xato José Muinde	Gaborone	30 May 09
FRA	19.80	Christophe Lemaitre	Daegu	3 Sep 11	MRI	20.06	Stéphane Buckland	Paris (St. Denis)	27 Aug 03
FSM	21.65	John Howard	Apia	27 Jun 03	MTN	21.40	Cheikh Diagana	Hérouville	24 Jun 06
GAB	20.48	Guy Maganga Gorra	Mount Olive	11 May 19	MYA	21.52	Soe Win	Rangoon	8 Dec 69
GAM	20.45	Adama Jammeh	Durban	26 Jun 16	NAM	19.68	Frankie Fredericks	Atlanta	1 Aug 96
GBR*	19.94	John Regis	Stuttgart	20 Aug 93	NCA	21.48	Yeykell Romero	San José/CRC	26 Jun 21
GBS	21.01	Holder da Silva	Salamanca	8 Jul 09	NED	19.81	Churandy Martina	Lausanne	25 Aug 16
GEO	20.59	Besik Gotsiridze	Moskva	15 Aug 87	NEP	21.92	Ram Krishna Chaudhari	Madras	23 Dec 95
GEQ	21.33	Gustavo Envela Mahua	Eugene	18 May 85		21.92	Ram Krishna Chaudhari	Kathmandu	28 Sep 99
GER	20.20	Tobias Unger	Bochum	3 Jul 05	NFI	22.34	Jonathan McKee	Halmstad	19 Jul 86
GHA	20.08	Joseph Amoah	Austin	5 Jun 19	NGR	19.73	Divine Oduduru	Austin	7 Jun 19
GIB	21.31	Jessy Franco	Gibraltar	24 Jun 19	NIG	21.24	Yacouba Bello	Nomey	29 May 05
GRE	19.85	Kostás Kentéris	München	9 Aug 02	NMI	22.40	Tyrone Omar	Apia	6 Sep 07
GRN	20.41	Kirani James	El Paso	16 Apr 11	NOR	19.89	Jaysuma Saidy Ndure	Stuttgart	23 Sep 07
GUA	21.09	Oscar Meneses	Edwardsville	23 May 98	NRU	21.96	Jonah Harris	Gold Coast	10 Apr 18
GUI	20.54	Joseph Loua	Antananarivo	5 Sep 97	NZL	20.37	Joseph Millar	Hamilton	19 Mar 17

COUNTRY	MARK	NAME	VENUE	DATE	COUNTRY	MARK	NAME	VENUE	DATE
OMA	20.74	Mohamed Obaid H. Al-Saadi	Jakarta	28 Aug 18	Notes (*)				
PAK*	20.91	Shajar Abbas	Mashhad	30 May 22	ANT	19.67	Miguel Francis St John's	9 Jul 16 – Doubtful timing	
PAN	19.81	Alonso Edward	Berlin	20 Aug 09	CMR	20.09	Raphael Nganguéle Yaoundé	7 Mar 21 – Doubtful timing	
PAR	20.84	Christopher Ortiz	Asunción	23 Mar 19	GBR	19.87	Regis Sestriere	31 Jul 94 – not ratified by federation	
PER	20.58	Andy Martinez	Tarjaja	24 Apr 16	PAK	20.92	Liaqat Ali Islamabad	19 May 12 – Manual timing	
PHI	20.84	Trenten Beram	Kuala Lumpur	23 Aug 17	TJK	20.95	Davron Atabayev Dushanbe	13 Jun 16 – questionable	
PLE	21.26	Mohamed Abukhousa	Colmar	13 Jun 14	400 Metres				
PLW	21.84	Rodman Teltull	Brisbane	8 Mar 15	AFG	49.59	Said Gilani	Berlin	25 Jun 17
PNG	20.97	Theo Piniau	Jacksonville	12 Jun 16	AIA	47.29	Kirthley Richardson	Odessa, TX	19 May 95
POL	19.98	Marcin Urbas	Sevilla	25 Aug 99	ALB	46.48	Franko Burraj	Skopje	10 Aug 19
POR	20.01	Francis Obikwelu	Göteborg	10 Aug 06	ALG	45.13	Malik Louahla	Edmonton	4 Aug 01
PRK	21.23	Yu Jong Rim	Pyongyang	17 Oct 91	AND†	48.38	Daniel Gómez	Schaan	26 May 99
PUR	20.44	Luis Morales	Corvallis	23 May 87	ANG	47.38	João Paulo	Lisboa	23 Jul 95
PYF	21.60	Robert Tupuhoé	Nuku'alofa	28 Aug 89		47.2a	Barceló de Carvalho	Athína	16 Sep 69
QAT	19.97	Femi Ogunode	Bruxelles	11 Sep 15	ANT	44.74	Rai Benjamin	Torrance	21 Apr 18
ROU	20.70	Florin Suciú	Novi Sad	24 Jul 05	ARG	45.78	Elián Larregina	La Nucía	21 May 22
RSA	19.69	Clarence Munyai	Pretoria	16 Mar 18	ARM	46.99	Akraik Hovanesian	Kyiv	14 Jul 86
RUS	20.23	Vladimir Krylov	Roma	3 Sep 87	ARU	47.73	Michael Anthony Rasmijn	Oorddegem	26 May 18
RWA	22.17	Emmanuel Rubayiza	Athens, GA	19 Apr 97	ASA	49.45	Kelsey Nakanelua	Adelaide	25 Aug 00
SAM	20.31	Jeremy Dodson	Beijing	25 Aug 15	AUS	44.38	Darren Clark	Seoul	26 Sep 88
SEN	20.21	Oumar Loum	Cd. de México	1 Jul 00	AUT	45.69	Clemens Zeller	St. Pölten	3 Jun 10
SEY	21.10	Leroy Henriette	Gaborone	2 Jun 13	AZE	45.83	Yuriy Dudkin	Tashkent	18 Sep 86
SGP	21.07	Reuben Lee Siong En	Hanoi	14 May 22	BAH	43.48	Steven Gardiner	Doha	4 Oct 19
SKN	20.08	Antoine Adams	Basseterre	22 Jun 14	BAN	47.34	Mohammed Jahir Rayhan	Mangalagiri	3 Nov 19
SLE	20.75	Josephus Thomas	London	16 Aug 97	BAR	44.43	Jonathan Jones	Lubbock	15 May 22
SLO	20.47	Matic Osovnikar	Athína	24 Aug 04	BDI	46.32	Jean-Patrick Nduwimana	Tucson	20 Mar 99
SMR	21.02	Aldo Canti	Athína	10 Jul 91	BEL	44.43	Jonathan Borlée	London	4 Aug 12
SOL	21.85	Chris Walasi	Hamilton	14 Dec 05	BEN	45.82	Mathieu Gnaligo	Porto Novo	29 Jun 12
SOM	21.88	Ali Abdi Mohamed	Riyadh	21 Dec 83	BER	45.26	Troy Douglas	Atlanta	27 Jul 96
SRB	20.74	Mladen Nikolić	Athína	9 Sep 84	BHU	51.16	Tshering Penjor	Yokohama	25 Sep 21
SRI	20.37	K. M. Yupun Abeykoon	Grosseto	22 May 22	BIH	46.15	Amel Tuka	Nembro	28 Jun 19
SSD	21.14	Mangar Chuot	Sydney	3 Apr 16	BIZ	47.42	Benjamin Fairweather	Utica	9 May 15
STP	21.42	Odair Péricles Da Costa	Barcelona	18 Jun 97	BLR	45.43	Aliaksandr Linnik	Cheboksary	20 Jun 15
SUD	20.16	Ahmed Ali	Gainesville	1 Apr 16	BOL	47.12	Fernando Copa	Cochabamba	6 Jun 18
SUI	19.98	Alex Wilson	La Chaux-de-Fonds	30 Jun 19	BOT	43.72	Isaac Makwala	La Chaux-de-Fonds	5 Jul 15
SUR	20.94	Jurgen Themen	Bradenton	28 May 16	BRA	44.29	Sanderlei Parrela	Sevilla	26 Aug 99
SVK	20.24	Ján Volko	Trnava	8 Jul 18	BRN	44.36	Ali Khamis Abbas	Río de Janeiro	14 Aug 16
SWE	20.30	Johan Wissman	Stuttgart	23 Sep 07	BRU	48.53	Mohd Arman Hj Sanip	Taverny	10 Jul 99
SWZ	20.22	Sibusiso Matsenjwa	Tokyo	3 Aug 21	BUL	45.32	Iliya Dzhivondov	Sofia	3 Jun 00
SYR	21.45	Nabil Nahri	Baghdad	24 Oct 79	BUR	46.66	Bienvenu Sawadogo	Bonneuil-sur-Marne	18 Jun 19
TAN	21.25	Ally Khamis Gulam	Rabat	29 Aug 19	CAF	47.82	Martial Biguet	Barcelona	1 Aug 92
TGA	21.54	Ronald Fotofili	Apia	17 Jul 19	CAM	48.82	Chhem Savin	München	3 Sep 72
THA	20.37	Puripol Boonson	Hanoi	14 May 22	CAN	44.44	Tyler Christopher	Helsinki	12 Aug 05
TJK*	21.34	Aleksandr Pronzhenko	Almaty	26 Jul 15	CAY	44.99	Jamal Walton	Trujillo	21 Jul 17
TKM	21.21	Sergey Vladimirtsev	Sofia	4 Jun 78	CGO	45.64	Gilles-Anthony Afoumba	Montgeron	25 Jun 19
	21.21	Sergey Vladimirtsev	La Habana	2 Aug 78	CHA	46.43	Mahamat Goubaye Youssouf	São Bernardo	30 Jun 16
TKS	20.27	Delano Williams	Kingston	16 Mar 13	CHI	45.92	Ricardo Roach	Santiago/CHI	21 Mar 98
TLS	23.89	Mezias J	Jakarta	9 Sep 94	CHN	45.14	Guo Zhongze	Tianjin	3 Sep 17
TOG	20.87	Casimir Kossi Akoto	Bondoufle	23 Jun 96	CIV	44.30	Gabriel Tiacoh	Indianapolis	7 Jun 86
TPE	20.23	Yang Chun-Han	Jakarta	29 Aug 18	CMR	46.03	Aboubakar Tetndap Nsangou	Yaoundé	23 Jun 18
TTO	19.77	Ato Boldon	Stuttgart	13 Jul 97	COD	44.10	Gary Kikaya	Stuttgart	9 Sep 06
TUN	21.14	Ridha Ghali	Radès	9 Jul 05	COK	49.19	Alex Beddoes	Melbourne	1 Mar 19
TUR	19.76	Ramil Guliyev	Berlin	9 Aug 18	COL	43.93	Anthony Zambrano	Tokyo	2 Aug 21
TUV	23.08	Kanaee Saloa Tauia	Apia	17 Jul 19	COM	47.04	Djaffar Hadhari	Franconville	7 May 00
UAE	20.63	Omar Jouma Al-Salfa	Guangzhou	24 Nov 10	CPV	47.96	Salvador L. Gonçalves	Esch-sur-Alzette	10 Sep 00
UGA	20.37	Tarsis Orogot	Nairobi	20 Aug 21	CRC	44.60	Nery Brenes	Madrid	23 Jun 16
UKR	20.00	Valeriy Borzov	München	4 Sep 72	CRO	45.64	Željko Knapić	Sarajevo	19 Sep 81
URU	20.46	Heber Viera	Cd. de Guatemala	12 May 02	CUB	44.14	Roberto Hernández	Sevilla	30 May 90
USA	19.32	Michael Johnson	Atlanta	1 Aug 96	CYP	46.16	Evipides Demosthenous	Palma de Mallorca	10 Jul 99
UZB	21.04	Oleg Juravlyev	Tashkent	25 May 07	CZE	44.79	Pavel Maslák	Doha	9 May 14
VAN	21.57	Moses Kamut	Cairns	19 Aug 07	DEN	45.50	Nick Ekelund-Arenander	Madrid	13 Jul 13
VEN	20.58	José Acevedo	Fayetteville	30 May 08	DJI	49.59	Houssein Nour Ali	Victoria/SEY	31 Jul 08
	20.58	José Acevedo	Fayetteville	31 May 08	DMA	45.31	Bruce Phillip	Provo	1 Jun 89
VIE	20.74	Ngan Ngoc Nghia	Hanoi	14 May 22	DOM	44.11	Luguelín Santos	Beijing	26 Aug 15
VIN	20.76	Eswort Coombs	Odessa, TX	19 May 95	ECU	46.28	Alex Quiñónez	Braga	29 Jun 19
YEM	22.37	Ahmed Al-Yaari	Doha	29 Sep 19	EGY	45.40	Anas Abdelsalam Beshr	Montverde	11 Jun 16
ZAM	20.16	Sydney Siame	La Chaux-de-Fonds	30 Jun 19	ERI	48.25	Haile Merih	Alger	18 Jul 07
ZIM	20.12	Brian Dzingai	Austin	10 Jun 04					

COUNTRY	MARK	NAME	VENUE	DATE	COUNTRY	MARK	NAME	VENUE	DATE
ESA	45.99	Takeshi Fujiwara	Medellín	28 Apr 12	MLI	46.14	Yaya Seyba	Bad Blankenburg	20 Jul 88
ESP	44.69	Bruno Hortelano	Madrid	22 Jun 18	MLT	47.26	Kevin Moore	Ninove	27 Jul 13
EST	45.45	Rasmus Mägi	Tallinn	26 Jun 21	MNE	46.82	Slaviša Vraneš	Beograd	19 Aug 00
ETH	45.42	Tegegne Bezabeh	Cd. de México	18 Oct 68	MNT‡	48.55	Stephen Lewis	Spokane	1 May 92
FIJ	45.82	Saimoni Tamani	Edinburgh	23 Jul 70	MON	48.63	Brice Etès	Schaan	3 Jun 11
FIN	45.49	Markku Kukkoaho	München	7 Sep 72	MOZ	46.50	Kurt Couto	Windhoek	13 Apr 07
FRA	44.46	Leslie Djhone	Osaka	29 Aug 07	MRI	44.69	Éric Milazar	Madrid	7 Jul 01
FSM	50.22	Jack Howard	Kolonia	25 Jul 02	MTN	47.87	Youba Ould Mohamed	Edmonton	4 Aug 01
GAB	46.60	Guy Maganga Gorra	Mount Olive	27 Mar 21	MYA	48.63	Htay Win	Manila	30 Nov 91
GAM	45.48	Dawda Jallow	Atlanta	3 Apr 93	NAM	45.80	Mahmad Bock	Gaborone	30 Apr 22
GBR	44.35	Matthew Hudson-Smith	Eugene	28 May 22	NCA	48.51	Dexter Mayorga	San José/CRC	27 Jun 21
GBS	47.70	Edivaldo Monteiro	Lisboa	17 Jul 96	NED	44.48	Liemarvin Bonevacia	Bern	21 Aug 21
GEO	45.86	Alif Aliyev	Kyiv	28 Aug 83	NEP	48.32	Asha Ram Chaudhari	Beijing	28 Sep 90
GEQ	46.78	Gustavo Envela Mahua	Sacramento	14 Jun 86	NFI	48.63	Jonathan McKee	Varberg	4 Jul 87
GER	44.33	Thomas Schönlebe	Roma	3 Sep 87	NGR	44.17	Innocent Egbunike	Zürich	19 Aug 87
GHA	45.13	Ibrahim Hassan	Walnut	21 Apr 96	NIG	47.27	Nouridine M. Mahamadou	Accra	17 Jun 12
GIB	47.41	Jessy Franco	Doha	1 Oct 19	NMI	52.66	Douglas Schmidt	Abay	17 Jul 18
GRE	45.11	Dimitrios Régas	Athína	16 Sep 06	NOR	44.87	Karsten Warholm	Flørø	10 Jun 17
GRN	43.74	Kirani James	Lausanne	3 Jul 14	NRU	51.47	Jonah Harris	Brisbane	1 Dec 18
GUA	46.50	José Bermúdez	Managua	23 Jun 19	NZL	46.09	Shaun Farrell	Wanganui	7 Mar 98
GUI	47.60	Alpha Amadou Sy Savané	Harare	14 Sep 95	OMA	44.56	Mohamed Al-Malky	Budapest	12 Aug 88
GUM	47.59	Aaron Whitaker	Monmouth	13 May 17	PAK	46.73	Abdul Mueed Baloch	Mashhad	29 May 22
GUY	45.16	Winston George	Leonora	15 Jul 17	PAN	45.29	Héctor Daley	Cd. Bolívar	15 Aug 81
HAI	46.34	Pascal Orelus	Jacksonville	25 May 12	PAR	46.62	Augusto Stanley	Barquisimeto	8 Jun 12
HKG	47.28	Chan Ka Chun	Taipei	15 May 15	PER	45.30	Fernando Acevedo	Cali	1 Aug 71
HON	47.06	Yariel Matute	Houston	21 Apr 18	PHI	45.57	Isidro del Prado	Manila	1 Dec 84
HUN	45.42	Marcell Deák Nagy	Tallinn	22 Jul 11	PLE	48.61	Mohamed Abukhousa	Rédut	25 Feb 17
INA	46.37	Elieser Wattedosi	Singapore	14 Jun 93	PLW	49.17	Conrad Rdechor	Adelaide	25 Aug 00
IND	45.21	Muhammed Anas	Kladno	13 Jul 19	PNG	46.70	Nelson Stone	New Delhi	8 Oct 10
IRI	45.40	Sajjad Hashemi	Erzurum	13 Jun 21	POL	44.62	Tomasz Czubak	Sevilla	24 Aug 99
IRL	44.77	David Gillick	Madrid	4 Jul 09	POR	45.14	Victor Ricardo Dos Santos	Berlin	8 Aug 18
IRQ	45.74	Taha Hussein Yaseen	Doha	22 Apr 19	PRK	46.95	Hwang Il Sok	Odawara	25 Jun 00
ISL	45.36	Oddur Sigurdsson	Austin	12 May 84	PUR	45.60	Héctor Carrasquillo	San Fernando	5 Jun 10
ISR	45.04	Donald Blair-Sanford	Zhukovskiy	19 Jul 15	PYF	47.13	Isaac Yaya	Nice	26 Jun 05
ISV	44.77	Tabarie Henry	Hutchinson	23 May 09	QAT	44.07	Abdalelah Haroun	London	21 Jul 18
ITA	44.77	Davide Re	La Chaux-de-Fonds	30 Jun 19	ROU	45.59	Robert Parge	Cluj-Napoca	4 Jun 21
IVB‡	46.04	Dean Greenaway	Lincoln	19 May 79	RSA	43.03	Wayde van Niekerk	Río de Janeiro	14 Aug 16
JAM	43.93	Rusheen McDonald	Beijing	23 Aug 15	RUS	44.60	Viktor Markin	Moskva	30 Jul 80
JOR	47.67	Abdelsalam Khalifa Al-Hajj	Amman	25 Jul 07	RWA	47.93	Emmanuel Ntakiyimana	Kampala	7 Jul 16
JPN	44.78	Susumu Takano	Tokyo	16 Jun 91	SAM	48.67	Siologa Viliamu Sepa	Mata-Utu	4 Sep 13
KAZ	45.25	Mikhail Litvin	Doha	22 Apr 19	SEN	45.01	Amadou Gakou	Cd. de México	18 Oct 68
KEN	44.18	Samson Kitur	Barcelona	3 Aug 92	SEY	47.08	Joseph Adam	Clemson	16 May 93
KGZ	46.67	Nikolay Chernetskiy	Berkeley	7 Jul 78	SGP	47.02	Zubin Percy Muncherji	Bloomington	12 May 18
KIR	51.98	Kiakia Tekambwa	Gold Coast	8 Aug 09	SKN	45.68	Warren Hazel	Freeport	22 Jul 17
KOR	45.37	Son Ju-Il	Seoul	17 Jun 94	SLE	46.04	Felix Sandy	Fresno	9 Apr 88
KOS*	48.12	Astrit Kryeziu	Stara Zagora	1 Jul 17	SLO	44.84	Luka Janežič	Monaco	21 Jul 17
KSA	43.93	Youssef Masrahi	Beijing	23 Aug 15	SMR	47.84	Marco Tamagnini	Nicosia	20 May 89
KUW	44.84	Youssef Karam Daher	Doha	22 Apr 19	SOL	47.76	Chris Walasi	Christchurch	27 Jan 06
LAO	49.73	Kingkeo Inthavong	Kuala Lumpur	24 Aug 17	SOM	47.91	Ibrahim Okash Omar	Los Angeles	4 Aug 84
LAT	45.53	Jānis Leitis	Berlin	8 Aug 18	SRB	45.30	Slobodan Branković	Split	29 Aug 90
LBA	44.98	Mohamed Ashour Kawajah	Nairobi	30 Jul 10	SRI	44.61	Sugath Thilakarathne	Fukuoka	20 Jul 98
LBN	47.36	Noureddine Hadid	Jamhour	20 Jul 19	SSD	47.63	Mangar Chuot	Perth	18 Mar 16
LBR	45.42	Akeem Sirleaf	Greensboro	4 May 19	STP	46.07	Filipe Lombá	Lisboa	5 Jul 87
LCA	45.49	Ivan Jean-Marie	Tucson	20 May 95	SUD	44.76	Hassan El Kashief	Provo	3 Jun 82
LES	45.46	Henry Mohoanyane	Bloemfontein	18 Mar 88	SUI	44.99	Matthias Rusterholz	Lausanne	3 Jul 96
LIE	49.32	Fabian Haldner	Genève	7 Sep 14	SUR	46.89	Tommy Ausinger	La Habana	4 Aug 91
LTU	45.73	Remigius Valiulis	Cd. de México	8 Sep 79	SVK	45.32	Štefan Balošák	Atlanta	27 Jul 96
LUX‡	47.76	David Fiegen	La Chaux-de-Fonds	20 Aug 06	SWE	44.56	Johan Wissman	Osaka	29 Aug 07
MAC	47.61	Lei Vai Kun	Hongkong	21 Jul 96	SWZ	46.36	Andile Lusenga	Gaborone	27 Apr 19
MAD	46.80	Todiasoa Franck Rabearison	Doha	1 Oct 19	SYR	47.18	Zahreddin Najem	Beyrouth	30 Jun 99
MAR	45.03	Benyounès Lahlou	Latakia	9 Sep 92	TAN	45.74	Claver Kamanya	Cd. de México	16 Oct 68
MAS	46.41	Mohd Zaiful Zainal Abidin	B. S. Begawan	20 Jul 01	TGA	48.31	Henele Taliai	Melbourne	28 Feb 97
MAW	47.85	Golden Gunde	Glasgow	28 Jul 14	THA	46.00	Kunanon Sukkaew	Singapore	12 Jun 15
MDA	46.57	Sergey Grigoryev	Kyiv	5 Jul 84	TJK	47.44	Grigoriy Derepaskin	Almaty	7 Jul 19
MDV	47.48	Hassan Saaid	Kingston	1 Jun 13	TKM	45.86	Vitaliy Fedotov	Kyiv	26 Aug 81
MEX	44.31	Alejandro Cárdenas	Sevilla	26 Aug 99	TKS	46.54	Colby Jennings	Tempe	26 Mar 22
MGL	48.15	Tsendsuren Erdene-Munkh	Bratislava	14 Jun 89	TLS	50.79	Domingos Sávio dos Santos	Singapore	12 Jun 15
MHL	53.56	Joe Jotai	Kolonia	24 Jul 02	TOG	46.92	Casimir Kossi Akoto	Viry-Châtillon	16 Jul 95
MKD	46.27	Ismail Macev	Casablanca	13 Sep 83	TPE	46.35	Chen Chieh	Kaohsiung	19 Oct 15

COUNTRY	MARK	NAME	VENUE	DATE	COUNTRY	MARK	NAME	VENUE	DATE
TTO	44.01	Machel Cedenio	Río de Janeiro	14 Aug 16	CIV	1:47.09	Siahka Bamba	Castres	6 Aug 03
TUN	45.19	Sofiane El Abidi	Sevilla	5 Jun 04	CMR	1:48.6	Paulin Nyatchou	Yaoundé	9 Jun 01
TUR	45.51	Yavuz Can	Amsterdam	7 Jul 16	COD	1:50.39	Patrick Tambwé	St. Maur	4 Jul 01
TUV	54.81	Telava Folitau	Gold Coast	6 Aug 09	COK	1:47.26	Alex Beddoes	Tokyo	31 Jul 21
UAE	46.10	Hassan Ali Obaid Shirook	Qatif	29 Apr 09	COL	1:44.31	Rafith Rodríguez	Belém	15 May 11
UGA	44.37	Davis Kamoga	Athína	5 Aug 97	COM	1:51.44	Atoumane Abdoul-Had	Aix-les-Bains	20 May 12
UKR	45.01	Vitaliy Butrym	Almaty	25 Jul 15	CPV	1:49.94	Samuel Freire	Lisboa	17 Jun 17
URU	45.02	Andrés Silva	Fortaleza	17 May 06	CRC	1:48.06	Juan Castro	Manhattan, KS	15 May 21
USA	43.18	Michael Johnson	Sevilla	26 Aug 99	CRO	1:44.07	Luciano Sušanj	Roma	4 Sep 74
UZB	45.37	Sergey Lovachev	Kyiv	22 Jun 84	CUB	1:42.85	Norberto Téllez	Atlanta	31 Jul 96
VAN	47.62	Baptiste Firiám	Sydney	7 Mar 96	CYP	1:47.17	Spyros Spyrou	Casablanca	15 Sep 83
VEN	45.21	Alberth Bravo	Xalapa	25 Nov 14	CZE	1:44.84	Lukáš Vydra	Zürich	12 Aug 98
VIE	45.99	Quach Cong Lich	Chanthaburi	29 Jun 15	DEN	1:41.11	Wilson Kipketer	Köln	24 Aug 97
VIN	45.19	Eswort Coombs	Walnut	20 Apr 97	DJI	1:42.97	Ayanleh Souleiman	Monaco	17 Jul 15
YEM	48.27	Ahmed Al-Yaari	Doha	21 Apr 19	DMA	1:48.60	Erison Hurtault	Princeton	22 Apr 11
ZAM	44.88	Samuel Matete	Rieti	6 Sep 91	DOM	1:46.13	Luis Peralta	Los Angeles	15 May 21
ZIM	44.58	Lewis Banda	Tucson	15 May 04	ECU	1:46.55	Byron Piedra	Belém	25 May 08

Superior indoor bests not ratified by federation as outright records (‡)

AND	47.94	Daniel Gómez	Sevilla	6 Feb 00
IVB	45.84	Kyron McMaster	Clemson	14 Feb 20
LUX	47.49	Vincent Karger	Luxembourg	24 Jan 15
MNT	48.00	Julius Morris	Nashville	2 Dec 17

Note (*)

KOS Kryeziu transferred to Albania from 21 Jun 14

800 Metres

AFG	1:53.62	Wais Ibrahim Khairandesh	Portland	12 Jun 16	ERI	1:46.56	Abdulrezak Suleiman Lokeren		22 May 22
AIA	1:52.17	Vernal Gumbs	San Juan	28 Jul 89	ESA	1:51.81	George Érazo	San José/CRC	26 Jun 21
ALB	1:47.28	David Nikolli	Lignano Sabbiadoro	3 Jul 21	ESP	1:43.65	Saul Ordoñez	Monaco	20 Jul 18
ALG	1:42.61	Taoufik Makhloufi	Río de Janeiro	15 Aug 16	EST	1:45.87	Urmet Uusorg	Helsinki	10 Jun 99
AND	1:46.96	Pol Moya	Castellón	23 Jul 19	ETH	1:42.37	Mohamed Aman	Bruxelles	6 Sep 13
ANG	1:47.54	João N'Tyamba	Belle Vue	27 Jun 92	FIJ	1:48.70	Isireli Naikelakelevesi	Szombathely	8 Aug 04
ANT	1:48.62	Dale Jones	Tokyo	25 Aug 91	FIN	1:44.10	Ari Suhonen	Zürich	16 Aug 89
ARG	1:46.01	Luis Migueles	Bratislava	14 Jun 86	FRA	1:42.53	Pierre-Ambroise Bosse	Monaco	18 Jul 14
ARM*	1:50.09	Ashot Hayrapetyan	Daegu	27 Aug 11	FSM	2:01.95	Cornelius Ardos	Kolonia	25 Jul 02
ARU‡	1:57.57	Justice Dreischor	St George's	28 Mar 16	GAB	1:48.45	Franck Matamba	Limoges	8 Jul 95
ASA	2:01.3	Afiutolu Lefiaseu	Utulei	10 Apr 92	GAM	1:47.20	Idrissa Marong	Abidjan	20 Apr 19
AUS	1:44.11	Peter Bol	Tokyo	1 Aug 21	GBR	1:41.73	Sebastian Coe	Firenze	10 Jun 81
AUT	1:46.21	Michael Wildner	Ingolstadt	19 Jul 92	GBS	1:50.50	Danilson Ricciulli	Funchal	29 Jun 02
AZE*	1:46.7	Alibey Sükürov	Baku	3 Jun 04	GEO	1:49.6	Anatoliy Nekrasov	Tbilisi	14 Jul 79
BAH	1:49.54	Chris Brown	Maracaibo	17 Aug 98	GEQ*	1:50.91	Benjamin Enzema	Asaba	2 Aug 18
BAN	1:51.16	Mohamed Hossain Milzer	Seoul	23 Sep 88	GER	1:43.65	Willi Wülbeck	Helsinki	9 Aug 83
BAR	1:45.83	Jonathan Jones	Austin	24 Mar 22	GHA	1:44.80	Alex Amankwah	Marietta	19 May 17
BDI	1:42.81	Jean-Patrick Nduwimana	Zürich	17 Aug 01	GIB	1:50.58	Harvey Dixon	Watford	16 Jul 14
BEL	1:43.86	Ivo Van Damme	Montréal	25 Jul 76	GRE	1:45.00	Panayiótis Stroubákos	Zürich	13 Aug 97
BEN	1:50.89	Akim Balogoun	Lagos	21 May 99	GRN	1:48.28	Nathan Hood	Azusa	14 Apr 22
BER	1:46.26	Aaron Evans	Greensboro	28 May 10	GUA	1:49.07	Luis Martínez	Tokyo	25 Aug 91
BHU	2:03.08	Tshering Penjor	Tokyo	8 Jul 18	GUI	1:51.80	Mohamed Malai Sy Savané	Barcelona	1 Aug 92
BIH	1:42.51	Amel Tuka	Monaco	17 Jul 15	GUM	1:53.26	Anthony Quan	Seattle	3 Apr 99
BIZ	1:52.33	Jonathon Williams	Walnut	8 Mar 08	GUY	1:45.58	Quamel Prince	Marietta	17 May 19
BLR*	1:44.84	Anatoliy Makarevich	Koblenz	26 Aug 92	HAI	1:45.79	Jean Destiné	Eagle Rock	11 May 96
BOL	1:48.16	Fadrique Iglesias	Ponce	27 May 06	HKG	1:52.17	Leung Tat Wai	Hongkong	18 Apr 99
BOT	1:41.73	Nijel Amos	London	9 Aug 12	HON*	1:49.50	Elvin Josué Canales	Guadalajara/ESP	16 Jun 21
BRA	1:41.77	Joaquim Cruz	Köln	26 Aug 84	HUN	1:45.37	Tamás Kazi	Rieti	8 Sep 13
BRN	1:42.79	Youssef Saad Kamel	Monaco	29 Jul 08	INA	1:49.93	Alexander Resmol	Chiangmai	12 Dec 95
BRU	1:55.05	Jimmy Anak Ahar	Kota Kinabalu	10 Sep 02	IND	1:45.65	Jinson Johnson	Guwahati	27 Jun 18
BUL	1:46.3a	Binko Kolev	Celje	12 Jul 79	IRI	1:44.74	Sajad Moradi	Incheon	4 Sep 05
BUR	1:52.1	Kondia Ouoba	Abidjan	13 Apr 74	IRL	1:44.71	Mark English	Castellón	29 Jun 21
CAF	1:48.26	Francky Mbotto	Tokyo	31 Jul 21	IRQ	1:45.88	Adnan Taees Akkar	Guangzhou	25 Nov 10
CAM	1:52.33	Chhun Bunthorn	New Clark City	9 Dec 19	ISL	1:48.83	Erlingur Jóhannsson	Oslo	4 Jul 87
CAN	1:43.20	Brandon McBride	Monaco	20 Jul 18	ISR	1:46.83	Dustin Emrani	Indianapolis	15 Jun 11
CAY	1:50.22	Jon Rankin	Los Angeles (W)	9 Apr 11	ISV	1:49.15	Seymour Walter	Indianapolis	9 Jun 12
CGO	1:49.5	Ghislain Oboungat	Tunis	1 May 83	ITA	1:43.74	Andrea Longo	Ypsilanti	3 Sep 00
CHA	1:48.6	Ahmed Issa	Thonon-les-Bains	26 Aug 62	IVB	1:46.98	Greg Rhymer	Ypsilanti	25 May 94
CHI	1:45.75	Pablo Squella	Hengelo	12 Aug 90	JAM	1:45.2	Seymour Newman	Helsinki	29 Jun 77
CHN	1:46.32	Teng Haining	Beijing	21 May 14	JOR	1:48.25	Jihad Al-Balawi	Buffalo	15 Jul 93
					JPN	1:45.75	Sho Kawamoto	Tokyo	11 May 14
						1:45.75	Hiroki Minamoto	Chitose	17 Jul 21
					KAZ	1:46.99	Mikhail Kolganov	Almaty	5 Jun 04
					KEN	1:40.91	David Rudisha	London	9 Aug 12
					KGZ	1:46.04	Boris Kaveshnikov	Moskva	15 Jul 99
					KIR	2:01.73	Taanini Teekia	Apia	3 Sep 07
					KOR	1:44.14	Lee Jin-Il	Seoul	17 Jun 94
					KOS	1:47.4	Musa Hajdari	Mitrovicë	31 Aug 14
					KSA	1:43.66	Mohammed Al-Salhi	Doha	8 May 09
					KUW	1:44.13	Mohamed Al-Azimi	Athína	3 Jul 06
					LAO	1:57.97	Khambiang Khamiar	Bangkok	24 Nov 89

COUNTRY	MARK	NAME	VENUE	DATE	COUNTRY	MARK	NAME	VENUE	DATE
LAT	1:43.67	Dmitrijs Miļkevičs	Athína	3 Jul 06	SRB	1:44.75	Slobodan Popović	Linz	15 Aug 88
LBA	1:48.08	Aboubaker El-Gatrouni	Abuja	13 Oct 03	SRI	1:47.13	Indunil M. Herath	Nairobi	16 Jun 18
LBN	1:50.66	Ali Khazaal	Athína	4 Aug 97	SSD	1:47.43	Alexander Lomong	Bloomington	13 May 18
LBR	1:47.04	Bobby True	Des Moines	29 Apr 00	STP	1:52.8	António Cadio Paraiso	Luanda	27 Aug 81
LCA	1:47.83	Marbey Edgar	Houston	5 May 17	SUD	1:42.23	Abubaker Kaki	Oslo	4 Jun 10
LES	1:50.85	Freddy Lenka	Welkom	6 Mar 82	SUI	1:42.55	André Bucher	Zürich	17 Aug 01
LIE	1:46.16	Günther Hasler	Zürich	20 Aug 75	SUR	1:46.74	Tommy Asinga	Indianapolis	8 May 92
LTU	1:46.58	Vitalij Kozlov	Kaunas	19 Jul 08	SVK	1:44.94	Jozef Repčík	Ostrava	12 Jun 08
LUX	1:44.81	David Fiegen	Zürich	18 Aug 06	SWE	1:44.47	Andreas Kramer	Ostrava	8 Sep 20
MAC	1:55.70	Lou Wai Un	Zhaoqing	25 Apr 21	SWZ	1:46.54	Ndumiso Mdziniso	Kristiinankaupunki	1 Jul 97
MAD	1:47.33	Joseph Rakotoarimanana	Atlanta	28 Jul 96	SYR	1:47.45	Mahmoud Kheirat	Esch-sur-Alzette	19 Jun 98
MAR	1:43.25	Amine Laâlou	Roma	14 Jul 06	TAN	1:45.28	Samwel Mwera	Río de Janeiro	15 May 05
MAS	1:47.37	Batulamai Rajakumar	Jakarta	26 Sep 85	TGA	1:56.8	Henele Taliai	Melbourne	26 Nov 98
MAW	1:49.48	Kenneth Dzekedzeke	Nairobi	8 Aug 87	THA	1:48.48	Chern Srichudanu	Chiangmai	12 Dec 95
MDA	1:47.18	Vitaliy Chermes	Staiki	19 Aug 00	TJK	1:48.5	Rivkat Agletdinov	Dushanbe	21 Jun 83
MDV	1:53.08	Naseer Ismail	Kathmandu	27 Sep 99	TKM	1:47.66	Sergey Kamayev	Tashkent	17 Sep 86
MEX	1:43.44	Jesús López	Marietta	9 Jul 21	TKS	1:50.02	Ken Reyes	Kingston	2 Jun 18
MGL	1:52.63	Chuluunbaatar Ariunsaichan	Ostrava	7 Jun 88	TLS	1:56.6	Bader Atamimi	Jakarta	19 Oct 89
MHL	2:05.2	Martin Motu'ahala	Laura	28 Jul 94	TOG	1:52.09	Roger Kangni	München	31 Aug 72
MKD	1:47.14	Vanco Stojanov	Sofia	15 May 02	TPE	1:47.24	Wang Jung-Hua	Los Angeles (W)	3 May 80
MLI	1:46.38	Moussa Camara	Daegu	27 Aug 11	TTO	1:45.43	Sherridan Kirk	Sacramento	11 Jun 05
MLT‡	1:50.26	Ben Micallef	San Diego	27 Mar 21	TUN	1:44.99	Abdessalem Ayouni	Tokyo	1 Aug 21
MNE	1:52.05	Slaviša Vraneš	Niš	16 Jun 96	TUR	1:44.00	İlham Tanui Özbilin	Mersin	29 Jun 13
MNT*	1:54.92	Henry Sweeney	Long Beach	6 May 95	TUV	2:12.0	Nelu Auega	Meneñ	Jul 71
MON	1:47.61	Brice Etès	Monaco	22 Jul 10	UAE	1:48.86	Saoud Abdelkarim Mohamed	Aleppo	20 Sep 10
MOZ	1:46.32	Alberto Mamba	Oslo	9 Jun 16	UGA	1:43.72	Abraham Chepkirwok	Madrid	5 Jul 08
MRI	1:48.24	Desiré Pierre-Louis	Gainesville	1 May 94	UKR	1:45.08	Leonid Masunov	Kyiv	22 Jun 84
MTN	1:51.30	Amadou Bâ	Greensboro	16 May 21	URU	1:49.16	Javier Marmo	Lima	14 Jun 15
MYA	1:47.9	Jimmy Crampton	Bangkok	11 Dec 70	USA	1:42.34	Donavan Brazier	Doha	1 Oct 19
NAM	1:46.62	Daniel Nghipandulwa	Durban	10 Apr 11	UZB	1:47.50	Erkin Isakov	Moskva	16 Jul 05
NCA	1:49.10	Edgard Cortéz	Daegu	27 Aug 11	VAN	1:51.13	Arnold Sorina	New Delhi	8 Oct 10
NED	1:43.45	Bram Som	Zürich	18 Aug 06	VEN	1:43.54	William Wuyke	Rieti	7 Sep 86
NEP	1:50.25	Som Bahadur Kumal	Jakarta	27 Aug 18	VIE	1:48.97	Duong Van Thai	Kuala Lumpur	23 Aug 17
NFI	1:58.0	Jonathan McKee	Göteborg	18 May 86	VIN	1:48.37	Handal Roban	Nairobi	21 Aug 21
NGR	1:44.81	Edose Ibadin	Alexandria, VA	1 Aug 20	YEM	1:48.24	Saeed Basweiden	Knoxville	13 May 98
NIG	1:50.8	Moussa Daweye	St. Maur	13 Jul 83	ZAM	1:46.14	Prince Mumba	Burnaby	1 Jul 11
NMI	2:06.7	Michael Mancao	Susupe	17 May 12	ZIM	1:45.03	Savieri Ngidhi	Caorle	15 Jun 96
NOR	1:42.58	Vebjørn Rodal	Atlanta	31 Jul 96	<i>Superior indoor best not ratified by federation as an outright record (‡)</i>				
NRU	2:09.92	John-Rico Togogae	Susupe	14 Jun 18	ARU	1:56.56	Justice Dreischor	Apeldoorn	29 Feb 20
NZL	1:44.3	Peter Snell	Christchurch	3 Feb 62	MLT	1:49.07	Ben Micallef	Seattle	12 Feb 22
OMA	1:48.0	Idriss Hilal Al-Khuseibi	Damascus	3 Oct 01	Notes (*)				
PAK	1:48.10	Muhammad Siddique	Hannover	28 Jul 74	ARM	1:47.58 Tigran Mkrtchyan Artashat 22 Jun 16 – questionable			
PAN	1:48.5	Donaldo Arza	Trier	29 May 71	AZE	1:46.64 Alibey Sükürov Baku 3 Jul 04 – questionable			
PAR	1:50.17	Francisco Figueredo	Indianapolis	13 Aug 87	BLR	1:44.43 Anis Ananenka Budapest 10 Jul 13 – annulled due to doping violation			
PER	1:47.01	David Torrence	Torrance	15 Apr 17	GEQ	Track marks made at the 2018 African Championships in Asaba are rejected by World Athletics due to a lack of Athletic Facility Certification. Alternative record – 1:51.54 Benjamin Enzema Pontoise 20 Jun 17			
PHI	1:47.52	Carter Lilly	Azusa	19 Apr 19	HON	Elvin Josué Canales became a Spanish citizen on 22 Jun 21			
PLE	1:47.04	Wesam Al-Massri	Baku	18 May 17	MNT	1:53.76 Henry Sweeney Long Beach 6 May 95 – erroneous report			
PLW	1:59.16	Douglas Schmidt	Nikao	23 Sep 09	1500 Metres				
PNG	1:48.29	Clement Abai	Baton Rouge	20 Apr 02	AFG	4:00.98	Sebghatullah Ismaili	Frauenfeld	23 Aug 20
POL	1:43.22	Paweł Czapiewski	Zürich	17 Aug 01	AIA	4:18.0	Nigel Richardson	St. John's	5 Jul 84
POR	1:44.91	Rui Silva	San Sebastián	20 Aug 02	ALB	3:37.82	David Nikolli	Padova	5 Sep 21
PRK	1:49.2	Huang Myon Son	Pyongyang	11 Apr 83	ALG	3:27.37	Noureddine Morceli	Nice	12 Jul 95
PUR	1:43.83	Wesley Vásquez	Paris	24 Aug 19	AND	3:43.57	Pol Moya	Barcelona	1 Jul 21
PYF	1:53.28	Pascal Adams	Colombes	8 Jul 87	ANG	3:39.54	João N'Tyamba	Barcelona	3 Aug 92
QAT	1:43.82	Abdulrahman MUSAEB Balla	Barcelona	8 Jul 15	ANT	3:49.41	Dale Jones	Seoul	19 Sep 88
ROU	1:44.93	Cătălin Tecuceanu	Zagreb	14 Sep 21	ARG	3:36.18	Federico Bruno	Castellón	29 Jun 21
RSA	1:42.69	Hezekiel Sepeng	Bruxelles	3 Sep 99	ARM	3:43.6	Zorik Vardanian	Chişinău	16 Aug 80
RUS	1:42.47	Yuriy Borzakovskiy	Bruxelles	24 Aug 01	ARU	4:10.4	Kimball Reynierse	Roosendaal	28 Aug 79
RWA	1:49.35	Alexis Sharangabo	Nassau	26 May 99	ASA	4:19.7	Jezmond Papu	Tafuna	23 Apr 11
SAM	1:47.45	Aunese Curreen	Beijing	20 Aug 08	AUS	3:29.51	Stewart McSweyn	Monaco	9 Jul 21
SEN	1:44.06	Moussa Fall	Zürich	17 Aug 88	AUT	3:34.69	Günter Weidlinger	Kassel	7 Jun 00
SEY	1:51.2	Selwyn Bonne	Victoria/SEY	24 Apr 99	AZE	3:43.7	Boris Kutukov	Baku	22 Apr 79
SGP	1:50.56	Sinnathambi Pandian	Singapore	22 Jul 87					
SKN	1:49.96	Ian Godwin	Kingston	27 Jun 96					
SLE	1:51.23	Prince Amara	Cwmbryn	9 Jul 95					
SLO	1:45.15	Žan Rudolf	Pfungstadt	4 Aug 21					
SMR	1:51.8	Manlio Molinari	San Marino	25 Jun 97					
SOL	1:52.64	Charlie Oliver	Brisbane	5 Oct 82					
SOM	1:43.60	Abdi Bile	Zürich	16 Aug 89					

COUNTRY	MARK	NAME	VENUE	DATE	COUNTRY	MARK	NAME	VENUE	DATE
BAH	3:45.72	William Johnson	Austin	17 May 83	HAI†	3:45.96	Moise Joseph	Gent	21 Jul 09
BAN	3:50.46	Ahmed Mustaque	Calcutta	23 Nov 87	HKG	3:59.51	Yap Kai Tak	Guangzhou	23 Mar 96
BAR	3:47.82	Leo Garnes	Austin	4 Apr 91	HON†	3:59.2	Jorge Elías Ponce	Debrecen	28 Jun 86
BDI	3:29.18	Vénuste Niyongabo	Bruxelles	22 Aug 97	HUN	3:35.57	Balázs Tölgyesi	Atlanta	1 Aug 96
BEL	3:33.06	Ismaël Debjani	Genève	12 Jun 21	INA	3:46.21	Julius Leuwol	Jakarta	24 Sep 95
BEN	3:54.12	Ibrahim Ofan N'Gobi	Cotonou	16 May 04	IND	3:35.24	Jinson Johnson	Berlin	1 Sep 19
	3:54.1	Sylvain Azonhin	Zaria	29 May 21	IRI	3:37.09	Sajad Moradi	Guangzhou	23 Nov 10
BER	3:41.97	Terrance Armstrong	Montréal	10 Jul 98	IRL	3:33.5+	Ray Flynn	Oslo	7 Jul 82
BHU	4:08.09	Lungten Tshering	Ipoh	15 Jun 04	IRQ	3:42.50	Adnan Taees Akkar	Incheon	29 Sep 14
BIH	3:39.83	Vinko Pokrajčić	București	22 Jul 81	ISL	3:40.74	Baldvin Þór Magnússon	Richmond KY	17 Apr 21
BIZ	3:56.35	Adrian Jorgenson	Richmond	23 May 98	ISR	3:40.90	Yossef Gezachw	Uden	27 Jun 09
BLR	3:36.16	Azat Rakipov	Barcelona	6 Aug 92	ISV	3:47.75	Billy Bohlke	Tempe	13 Apr 02
BOL	3:45.57	Fadrique Iglesias	São Paulo	9 Jun 07	ITA	3:32.78	Gennaro Di Napoli	Rieti	9 Sep 90
BOT	3:39.60	Glody Dube	Nijmegen	24 May 01	IVB	3:46.47	Greg Rhymer	Athens, OH	21 May 94
BRA	3:33.25	Hudson de Souza	Rieti	28 Aug 05	JAM	3:39.19	Steve Green	Victoria, BC	28 Aug 94
BRN	3:29.14	Rashid Ramzi	Roma	14 Jul 06	JOR	3:45.0	Jihad Al-Balawi	Latakia	7 Sep 92
BRU	3:57.51	Jimmy Anak Ahar	Darwin	17 May 05	JPN	3:35.42	Kazuki Kawamura	Chitose	17 Jul 21
BUL	3:39.34	Martin Prodanov	Azusa	15 Apr 22	KAZ	3:37.54	Vladimir Kalsin	Kyiv	24 Jun 84
BUR	3:53.15	Jean-Bernard Yaro	Ouagadougou	12 Jul 95	KEN	3:26.34	Bernard Lagat	Bruxelles	24 Aug 01
CAF	3:48.07	Arnold Gabin Kangai	St. Maur	8 Jun 05	KGZ	3:41.2	Yuriy Makarov	Moskva	1 Aug 71
CAM	4:01.8	Nhea Khay	Kuala Lumpur	16 Dec 65	KIR	4:32.4	Kautu Rabangaki	Suva	2 Sep 63
CAN	3:31.71	Kevin Sullivan	Roma	30 Jun 00	KOR	3:38.60	Kim Soon-Hyung	Manila	3 Dec 93
CAY	3:46.09	Jon Rankin	Mayagüez	15 Jul 11	KOS	3:41.6	Ismet Abazi	Beograd	11 Jun 75
CGO	3:47.03	Alex Ngouari Mouissi	Brazzaville	13 Sep 15	KSA	3:31.82	Mohamed Othman Shahween	Hengelo	29 May 11
CHA	3:47.8	Ahmed Issa	Brazzaville	22 Jul 65	KUW	3:37.95	Mohamed Al-Azimi	Dakar	12 Jun 13
CHI	3:37.82	Carlos Díaz	Huelva	3 Jun 16	LAO	4:04.82	Khambieng Khamiar	Barcelona	3 Aug 92
CHN	3:36.49	Dou Zhaobo	Changsha	24 Oct 03	LAT	3:37.35	Dmitrijs Jurkevičs	Sollentuna	28 Jun 11
CIV	3:39.60	Siahka Bamba	Nantes	23 Aug 01	LBA	3:42.11	Aboubaker El-Gatrouni	Rabat	27 May 12
CMR	3:46.75	Hamadjam Soudi	Warri	13 Jun 14	LBN	3:44.11	Munir Kabbara	Azusa	15 Apr 22
COD	3:42.02	Patrick Tambwé	Reims	5 Jul 01	LBR	4:01.56	Bill Rogers	Cotonou	27 Jun 04
COK	4:03.13	Alex Beddoes	Apia	17 Jul 19	LCA	3:48.50	Zepherinus Joseph	Gainesville	31 Mar 01
COL	3:42.38	Gerald Giraldo	Lima	13 Jun 15	LES	3:47.36	Moeketsi Mosuhli	Melbourne	24 Mar 06
COM	3:46.96	Mohamed Ahmed	Marseille	5 Jun 96	LIE	3:39.34	Günther Hasler	Montréal	29 Jul 76
CPV	3:45.94	Samuel Freire	Bilbao	24 Jun 17	LTU	3:37.38	Simas Bertašius	Sotteville	11 Jul 21
CRC†	3:42.66	Juan Castro	Des Moines	23 Apr 21	LUX	3:32.86	Charel Grethen	Tokyo	5 Aug 21
CRO	3:33.30	Branko Zorko	Monaco	8 Aug 98	MAC	4:07.18	Iao Kuan Un	Daegu	26 Aug 03
CUB	3:35.03	Maurys Surel Castillo	Huelva	7 Jun 12	MAD	3:44.80	Edouard Rasoanaivo	Lagos	13 Jan 73
CYP	3:39.50	Amine Khadiri	Huelva	3 Jun 16	MAR	3:26.00	Hicham El Guerrouj	Roma	14 Jul 98
CZE	3:32.49	Jakub Holuša	Monaco	20 Jul 18	MAS	3:45.70	Vadivellan Mahendran	Nakhon Ratchasima	11 Dec 07
DEN	3:31.17	Robert Kiplagat Andersen	Zürich	13 Aug 97	MAW	3:42.73	Chauncy Master	Avellino	11 Jun 08
DJI	3:29.58	Ayanleh Soulaïman	Monaco	18 Jul 14	MDA	3:37.2	Anatoliy Mamontov	Podolsk	22 Jul 76
DMA	3:36.60	Stephen Agar	Abbotsford	2 Jun 96	MDV	4:00.06	Hussain Riyaz	Dhaka	22 Dec 93
DOM	3:43.57	Isidro Pimentel	Stanford	30 Mar 02	MEX	3:36.67	Pablo Solares	New York	30 May 09
ECU	3:37.88	Byron Piedra	Río de Janeiro	25 Jul 07	MGL	3:49.7	Davaajav Ganbold	Ulan Bator	1 Jun 80
EGY	3:38.16	Hamada Mohd Ahmed	Stockholm	29 Jul 11	MHL	4:36.0	Lani Mejbon	Laura	30 Jul 99
ERI	3:35.96	Hais Welday	Huelva	10 Jun 09	MKD†	3:46.6	Sotir Gavrilovski	Beograd	27 Jun 70
ESA	3:54.11	César Peraza	San Salvador	14 May 22	MLI	3:51.2	Moussa Camara	Bamako	11/12 Jul 14
ESP	3:28.76	Mohamed Katir	Monaco	9 Jul 21	MLT	3:50.18	Xandru Grech	Luxembourg	31 May 95
EST	3:38.59	Tidrek Nurme	Beijing	15 Aug 08	MNE	3:55.8	Muhamed Bardić	Beograd	2 Jul 89
ETH	3:29.91	Aman Wote	Monaco	18 Jul 14	MNT	4:21.1	Cardinal Maynard	Road Town	9 Jul 77
FIJ	3:42.81	Richard Kermode	Auckland	13 Feb 82	MON	3:53.94	Brice Etès	Vénissieux	27 Sep 20
FIN	3:36.33	Pekka Vasala	München	10 Sep 72	MOZ	3:39.41	Flávio Siholhe	Stellenbosch	13 Apr 13
FRA	3:28.98	Mehdi Baâla	Bruxelles	5 Sep 03	MRI	3:46.22	Mohammed Dookun	Rédout	3 Apr 16
FSM	4:19.1	Elias Rodriguez	San Antonio/NMI	11 Jul 90	MTN†	3:50.25	Mohamed Elbendir	Salamanca	6 Jul 05
GAB	3:43.58	Jean-Marc Léandro	Niort	30 Jul 99	MYA	3:47.83	Shwe Aung	Singapore	13 Jun 93
GAM	3:49.59	Omar Jammeh	Pfungstadt	4 Aug 21	NAM	3:45.35	Reinholdt Iita	Kotka	5 Jun 98
GBR	3:28.81	Mohamed Farah	Monaco	19 Jul 13	NCA	3:49.64	Érick Rodríguez	Beijing	27 Aug 15
GBS*	4:00.41	Alfabah Bah	Uster	8 Jun 07	NED	3:32.89	Gert-Jan Liefers	Bruxelles	24 Aug 01
GEO*	3:42.4	Mikhail Shapovalov	Moskva	28 Jul 79	NEP	3:46.63	Gop Bahadur Adhikari	Dhaka	22 Dec 93
GEQ	3:46.14	Benjamin Enzema	Kortrijk	14 Jul 18	NFI	4:28.05	Ben Martin Wieczorek	Grosseto	13 Jul 04
GER	3:31.58	Thomas Wessinghage	Koblenz	27 Aug 80	NGR	3:42.85	Ado Maude	Cesenatico	19 Jul 91
GHA	3:40.23	Sampson Laari	Nashville	2 Jun 18	NIG	3:52.55	Adamou Dogo	Bamako	13 Apr 08
GIB	3:43.84	Harvey Dixon	Gold Coast	14 Apr 18	NMI	4:25.1	Joseph Gildilak	Mangilao	1 Apr 94
GRE	3:36.74	Panayiótis Stroubákos	Köln	24 Aug 97	NOR	3:28.32	Jakob Ingebrigtsen	Tokyo	7 Aug 21
GRN	3:50.3	Donald Pierre	Pointe-à-Pierre	19 Mar 72	NRU	4:29.8	Gemeneo Joramm	Suva	2 Sep 63
GUA	3:35.32	Luis Grijalva	Mission Viejo	18 Jul 21	NZL	3:29.66	Nick Willis	Monaco	17 Jul 15
GUI	3:51.96	Mohamed Malal Sy Savané	Barcelona	3 Aug 92	OMA	3:47.69	Qais Salim Al-Mahrooqi	Ried	16 Jun 12
GUM	3:52.24	Brent Butler	Edwardsville	24 May 97	PAK	3:41.4	Muhammad Younis	Köln	11 Aug 70
GUY	3:43.81	Quamel Prince	Fairfax	13 Apr 19	PAN	3:41.73	Donaldo Arza	München	8 Sep 72

COUNTRY	MARK	NAME	VENUE	DATE	COUNTRY	MARK	NAME	VENUE	DATE
PAR	3:48.74	Ramón López	Seoul	19 Sep 88	HON	3:58.56	Elvin Josué Canales	Sabadell	11 Jan 20
PER	3:34.67	David Torrence	Stockholm	18 Jun 17	MKD	3:44.98	Dario Ivanovski	Beograd	31 Jan 21
PHI	3:47.65	Mervin Guarte	Palembang	13 Nov 11	MTN	3:48.86	Mohamed Elbendir Kathar	Zaragoza	4 Feb 06
PLE	3:45.32	Wesam Al-Massri	Incheon	28 Sep 14	Notes (*)				
PLW	4:20.11	Douglas Schmidt	Apia	5 Sep 07	<i>GBS Better marks reported by federation in 2013 to 2016 – questionable</i>				
PNG	4:00.02	Sebastine Sena	Adelaide	5 Feb 97	<i>GEO 3:38.7 Daviti Kharazishvili Akhaltsikhe 21 May 21 – questionable</i>				
POL	3:30.42	Marcin Lewandowski	Monaco	9 Jul 21	3000 Metres				
POR	3:30.07	Rui Silva	Monaco	19 Jul 02	AFG	8:52.57	Aman Haidari	Molde	3 Sep 10
PRK	3:46.0	Kang Hyong Man	Pyongyang	20 Oct 63	ALB	8:03.02	David Nikolli	Scandiano	10 Sep 19
PUR	3:35.63	Rob Napolitano	Portland	3 Jun 21	ALG	7:25.02	Ali Saïdi-Sief	Monaco	18 Aug 00
PYF	3:51.36	Charles Delys	Daegu	30 Aug 11	AND	8:03.69	Toni Bernadó	Palafrugell	26 May 07
QAT	3:31.04	Dahame Najem Bashair	Doha	13 May 05	ANG‡	7:58.5	João N'Tyamba	San Diego	3 Mar 96
ROU	3:34.13	Alexandru Vasile	Bucureşti	13 Jun 97	ANT	8:45.40	Elliott Mason	Coral Gables	10 Apr 07
RSA	3:31.93	Johan Cronje	Rieti	8 Sep 13	ARG	7:49.54	Javier Carriqueo	Mataró	4 Aug 09
RUS	3:32.28	Vyacheslav Shabunin	Roma	30 Jun 00	ARM‡	8:09.8	Artashes Mikoyan	Tiraspol	17 Jul 76
RWA	3:38.16	Alexis Sharangabo	Stanford	29 Jul 00	ARU	8:24.8	Kimball Reynierse	Middelburg	6 Jul 88
SAM	3:50.24	Aunese Curreen	Auckland	30 Mar 08	ASA	10:52.6	Afiutolu Lefiaseu	Utulei	10 Apr 92
SEN	3:38.88	Mor Seck	Trento	15 Jul 14	AUS	7:28.02	Stewart McSweyn	Roma	17 Sep 20
SEY	3:52.46	Ronny Marie	Victoria/SEY	5 May 01	AUT	7:43.66	Dietmar Millonig	Lausanne	15 Aug 80
SGP	3:51.10	Lui Yuan Chow	Melbourne	12 Mar 20	AZE	7:34.57	Hayle Ibrahimov	Doha	10 May 13
SKN	3:57.67	Masai Jeffers	Road Town	3 Jul 16	BAH‡	8:43.59	David Bell	Philadelphia	23 Apr 93
SLE	3:52.29	Victor Sesay	Lagos	11 Jan 73	BAR	8:33.97	Kenrick Sealy	Stanford	16 May 98
SLO	3:39.29	Aleš Tomić	Zagreb	8 Jul 02	BDI	7:34.03	Vénuste Niyongabo	Köln	16 Aug 96
SMR	3:51.30	Joe Guerra	Nashville	2 Jun 18	BEL	7:26.62	Mohamed Mourhit	Monaco	18 Aug 00
SOL	4:00.95	Selwyn Kole	Tafuna	20 Aug 97	BEN	8:38.53	Imorou Zato	Dakar	22 Aug 98
SOM	3:30.55	Abdi Bile	Rieti	3 Sep 89	BER	8:05.88	Lamont Marshall	Kingston	20 May 17
SRB	3:34.85	Dragan Zdravković	Praha	20 Aug 83	BHU	9:28.0	Kuenzang Norbu	Punakha	12 Jun 01
SRI	3:39.61	Chaminda Indika Wijekoon	Daegu	30 Aug 11	BIH‡	8:07.15	Vinko Pokrajčić	Maribor	2 Jun 81
SSD	3:40.79	Dominic Lokinyomo Lobalu	Genève	12 Jun 21	BIZ	8:35.52	Patrick Fuller	Eugene	20 Mar 04
STP	4:02.3	António Cadio Paraiso	Luanda	2 Jan 84	BLR‡	7:46.3	Aleksandr Fedotkin	Vilnius	24 Jun 78
SUD	3:31.76	Abubaker Kaki	Monaco	22 Jul 11	BOL	8:06.51	Daniel Toroya	Trujillo	26 Aug 18
SUI	3:31.75	Pierre Délèze	Zürich	21 Aug 85	BOT	7:51.8	Matthews Motshwarateu	Stellenbosch	15 Feb 79
SUR	3:55.69	Tommy Asinga	Ann Arbor	12 May 91	BRA	7:39.70	Hudson de Souza	Lausanne	2 Jul 02
SVK	3:39.41	Jozef Lenčes	Athína	26 Jun 77	BRN‡	7:32.02	Albert Rop	Paris (St. Denis)	27 Aug 16
SWE	3:33.70	Kalle Berglund	Doha	6 Oct 19	BRU	9:48.21	Hj Mohd Syahmi Fakrullah	Darwin	15 May 07
SWZ	3:44.89	Sipho Dlamini	Knoxville	7 Apr 95	BUL	7:46.34	Evgeni Ignatov	Oslo	4 Jul 87
SYR	3:48.12	Mahmoud Kheirat	Beyrouth	30 Jun 99	BUR‡	9:10.10	Moctaré Simporé	Berlin	9 Jun 21
TAN	3:32.16	Filbert Bayi	Christchurch	2 Feb 74	CAF	8:17.3	Christian Yago	St. Maur	24 Jul 96
TGA	4:03.1	Tui'ese Ngaluafe	Nuku'alofa	28 Apr 79	CAM‡	9:59.54	Samphors Soum	Ho Chi Minh	6 Jun 09
THA	3:43.53+	Kieran Tuntivate	Nashville	15 Aug 20	CAN‡	7:40.49	Mohamed Ahmed	Zagreb	29 Aug 17
TJK	3:44.51	Yevgeniy Stakanov	Tula	24 Jun 04	CAY‡	8:44.03	Dominic Dyer	Philadelphia	23 Mar 19
TKM	3:42.48	Rashid Kayumov	Kyiv	27 Jul 82	CGO	8:30.25	Emmanuel Mpioh	Paris	14 Jun 84
TKS	4:02.0	Idi Gardiner	Cockburn Town	20 Mar 96	CHA	8:15.57	Ali Hissein Mahamat	Nembro	28 Jun 19
TLS	3:51.03	Felisberto De Deus	Tokyo	3 Aug 21	CHI‡	7:53.37	Carlos Díaz	Madrid	11 Jul 15
TOG	3:55.0	Roger Kangni		72	CHN	7:56.19	Zhang Guowei	Praha	23 Jun 87
TPE	3:46.4	Hwang Wen-Cheng	Pomona	11 Jun 83	CIV	8:31.08	Alain Kra Kouadio	Bouaké	8 Apr 94
TTO	3:45.09	Sheldon Monderoy	Lahti	26 Jul 98	CMR	8:19.82	Pierre Foka	St. Maur	20 Jul 99
TUN	3:31.70	Ali Hakimi	Bruxelles	22 Aug 97	COD	7:57.52	Patrick Tambwé	Sotteville	12 Jun 02
TUR	3:31.30	İlham Tanui Özbilen	Monaco	19 Jul 13	COK	9:39.3	Muriaroa Ngaro	Nikao	79
TUV	4:12.7	Filemu	Funafuti	11	COL‡	7:53.8	Víctor Mora	Firenze	18 Jun 76
UAE	3:47.06	Mohamed Ahmed Amer	Dortmund	19 Aug 92	COM	8:21.82	Mohamed Ahmed	Aix-les-Bains	7 May 95
UGA	3:30.58	Ronald Musagala	Monaco	12 Jul 19	CPV	8:07.40	Samuel Freire	Lisboa	1 Jun 19
	3:30.58	Ronald Musagala	Paris	24 Aug 19	CRC	8:07.3	Eric Quirós	Richmond	29 May 01
UKR	3:30.33	Ivan Heshko	Bruxelles	3 Sep 04	CRO	7:48.72	Branko Zorko	Hengelo	1 Jun 98
URU	3:35.82	Santiago Catrofe	Nice	12 Jun 21	CUB	7:58.3	Maurys Surel Castillo	La Habana	20 Jun 09
USA	3:29.30	Bernard Lagat	Rieti	28 Aug 05	CYP‡	7:59.11	Marios Kassianidis	Athína	1 Sep 82
UZB	3:44.0	Ishat Kalimuddin	Chelyabinsk	30 Jul 87	CZE	7:46.72	Jan Pešava	St. Peterburg	27 Jun 98
VAN	3:58.28	Tawai Keiruan	Port Vila	16 Dec 93	DEN	7:43.78	Mogens Guldberg	Jerez	13 Sep 89
VEN	3:36.96	Eduard Villanueva	Daegu	1 Sep 11	DJI‡	7:42.22	Ayanleh Soulaïman	Doha	11 May 12
VIE	3:45.31	Nguyen Dinh Cuong	Nakhon Ratchasima	11 Dec 07	DMA	7:56.34	Stephen Agar	Stanford	16 May 98
VIN	3:46.20	DeLohnni Nicol-Samuel	London, ON	19 Jun 16	DOM	8:22.27i	Álvaro Abreu	Mar del Plata	28 Jan 16
YEM	3:49.70	Mohamed Mamoun Al-Rajah	Doha	9 Apr 19	ECU	7:47.06	Byron Piedra	Belém	19 May 10
ZAM	3:42.09	Tonny Wamulwa	Orvieto	3 Jun 12	EGY	8:05.05	Hamada Mohd Ahmed	Gävle	24 Jul 11
ZIM	3:35.76	Philimon Hanneck	Grosseto	11 Aug 91	ERI	7:37.23	Hais Welday	Doha	6 May 11
					ESA‡	8:43.46	César Peraza	San Salvador	1 Feb 20
					ESP	7:27.64	Mohamed Katir	Gateshead	13 Jul 21

Superior indoor bests not ratified by federation as outright records (‡)
CRC 3:42.61+ Juan Castro Fayetteville 7 Feb 21
HAI 3:45.93 Moise Joseph New York 22 Jan 11

COUNTRY	MARK	NAME	VENUE	DATE	COUNTRY	MARK	NAME	VENUE	DATE
EST	7:48.24	Tiidrek Nurme	Dublin	11 Jul 14	MNE	8:27.4	Radovan Laković	Berane	22 Jul 81
ETH‡	7:25.09	Haile Gebrselassie	Bruxelles	28 Aug 98	MON	8:33.82	Brice Etès	Nice	18 Sep 20
FIJ	8:13.6	Usaia Sotutu	Celje	4 Jul 71	MOZ	8:05.64	Flávio Siholhe	Barquisimeto	9 Jun 12
FIN	7:43.20	Ari Paunonen	Köln	22 Jun 77	MRI	8:13.40	Mike Félicité	St. Paul/REU	28 Oct 94
FRA	7:30.78	Mustapha Essaid	Monaco	8 Aug 98	MTN‡	8:17.14	Mohamed Beirouk	Duffel	7 Jun 14
FSM	10:12.64	Simeon Jacob	Oregon City	8 May 14	MYA	8:14.71	Gopal Thein Win	Weinstadt	7 Aug 93
GAB	8:28.01	Jean-Marc Léandro	Martigues	24 Jun 92	NAM	8:13.86	Ruben Indongo	St. Maur	9 Jun 04
GAM	8:32.8	Nfamara Njie	Lecce	18 Apr 15	NCA	8:43.4	Hugo Vásquez Tapia	La Habana	29 Nov 85
GBR	7:32.62	Mohamed Farah	Birmingham	5 Jun 16	NED	7:37.48	Gert-Jan Liefers	Hengelo	29 May 05
GBS	8:50.82	Mussá Djau	Beja	25 May 14	NEP	8:23.59	Gyan Bahadur Bohara	New Delhi	15 Oct 99
GEO	7:56.10	Oleg Strizhakov	Sochi	9 Jun 84	NFI	10:30.0	Graeme Donaldson	Middlegate	2 Jul 88
GEQ	8:24.48	Benjamín Enzema	Angoulême	1 Jun 18	NGR	8:13.01	Ibrahim Kabir	Lage	13 Jun 86
GER	7:30.50	Dieter Baumann	Monaco	8 Aug 98	NIG	8:15.0	Oumarou Souley	Niamey	13 May 00
GHA‡	8:26.68	Prosper Goku	Kumasi	6 Jul 12	NMI	10:24.3	Glen Nunez	Avarua	4 May 95
GIB‡	8:16.45	Harvey Dixon	London (Elt)	7 Jul 18	NOR	7:27.05	Jakob Ingebrigtsen	Roma	17 Sep 20
GRE‡	7:44.26	Panayiótis Papóúlias	Bellinzona	12 Jul 96	NRU	11:38.89	David Temaki	Camberra	15 Mar 93
GRN	9:20.50	Neilon Joseph	Port-of-Spain	20 Apr 03	NZL	7:36.91	Nick Willis	Ostrava	17 Jun 14
GUA‡	7:48.08+	Luis Grijalva	Eugene	21 Aug 21	OMA	8:24.47	Qais Salim Al-Mahrooqi	N. ad Waldnaab	30 Jul 10
GUI	8:39.37	Alkassane Kaké Makanéra	Tours	24 Jul 20	PAK	8:05.65	Muhammad Younis	Dormagen	18 Sep 71
GUM	8:42.22	Neil Weare	Apia	27 Jun 03	PAN	8:14.6	Donaldo Arza	Frankfurt	11 May 74
GUY	8:21.3	Deryck Menties	Georgetown	9 Aug 75	PAR	8:16.16	Derlis Ayala	Asunción	20 May 22
HAI‡	8:23.96	Mark Allen	Daytona Beach	20 Feb 16	PER	7:57.95	Mario Bazán	Iquique	14 Jun 08
HKG	8:40.38	Hideo Harry Loasby	Claremont	17 Feb 18	PHI	8:17.14	Eduardo Buenavista	Manila	26 May 02
HON‡	8:46.0	Clovis Morales	Hagen	19 Jun 75	PLE	8:02.16	Mohamed Baket	Ytrecht	16 Aug 96
HUN	7:47.4	Gábor Szabó	Debrecen	15 Sep 83	PLW	9:52.35	Douglas Schmidt	Urona	15 Dec 07
INA	8:33.49+	Agus Prayogo	Guangzhou	21 Nov 10	PNG	8:45.55	Sapolai Yao	Brisbane	10 Mar 06
IND‡	7:50.31	Surendra Kumar Singh	Teddington	4 Jun 08	POL	7:42.4	Bronisław Malinowski	Oslo	4 Jul 74
IRI‡	7:59.74	Mohammad Reza Aboutorabi	Karlstad	22 Jun 21	POR‡	7:39.69	António Leitão	Bruxelles	26 Aug 83
IRL	7:30.36	Mark Carroll	Monaco	4 Aug 99	PRK	8:14.9	Li Gen Ho	Pyongyang	13 Aug 89
IRQ‡	8:18.8	Faleh Naji Jarallah	Alexandria	12 Aug 75	PUR	7:53.5	Antonio Colón	Montréal	12 Jul 76
ISL‡	7:54.72	Hlynur Andrésón	Jessheim	6 Aug 21	PYF	8:27.4	Charles Delys	Pirae	3 Aug 11
ISR	7:51.40	Yossef Gezachw	Naimette	15 Jul 09	QAT	7:30.76	Jamal Bilal Salem	Doha	13 May 05
ISV	8:16.15i	Eduardo Garcia	Fayetteville	30 Jan 16	ROU‡	7:53.19	Valentin Coroja	Warszawa	18 Jun 89
ITA	7:37.90	Yemaneberhan Crippa	Gateshead	13 Jul 21	RSA‡	7:40.99	Jerry Motsau	Nembro	17 Jun 21
IVB	9:32.1	Liston Farrington	Bridgetown	26 Apr 77	RUS	7:39.24	Vyacheslav Shabunin	Nice	12 Jul 95
JAM‡	7:41.87	Kemoy Campbell	Kingston	10 Jun 17	RWA	7:41.64	Mathias Ntawulikura	Köln	16 Aug 92
JOR	8:19.21	Bashar Erhayel Al-Kafraïni	Beyrouth	5 Jun 04	SAM	9:46.9	James Hoeflich	Apia	27 Nov 70
JPN	7:40.09	Suguru Osako	Rieti	7 Sep 14	SEN‡	8:12.65	Cheïk Ameth Tidiane Boye	Sotteville	16 Jun 95
KAZ	7:48.35	Sergey Navolokin	Klagenfurt	14 Jul 82	SEY	8:16.68	Ronny Marie	Victoria/SEY	10 Mar 01
KEN	7:20.67	Daniel Komen	Rieti	1 Sep 96	SGP	8:28.83	Lui Yuan Chow	Geelong	21 Dec 19
KGZ‡	8:04.49	Nursultan Keneshbekov	Bursa	6 Jun 21	SKN	9:21.4	Spencer Elliot	Basseterre	7 Apr 83
KIR	10:10.0	Airam		85	SLE‡	8:52.24	Darrel Gooding	Ewing	12 Apr 14
KOR	8:12.59	Jeon Eun-Hoi	Fukagawa	29 Jun 05	SLO	7:51.35	Stanko Lisec	Göteborg	7 Jun 78
KOS‡	8:26.1	Albion Ymeri	Elbasan	27 Jan 22	SMR‡	8:31.75	Gian Luigi Macina	Ravenna	7 May 95
KSA	7:44.57	Alyan Sultan Al-Kahtani	Köln	16 Aug 96	SOL	8:51.5	Chris Votu	Port Vila	23 May 98
KUW‡	8:26.77	Hussain Ali Kamal	Al-Kuwait	28-30 May 21	SOM	7:42.18	Abdi Bile	Köln	21 Aug 94
LAO‡	9:44.79	Lamphone Saiyathi	Bangkok	3 Apr 18	SRB	7:39.45	Elzan Bibic	Rovereto	31 Aug 21
LAT	7:49.51	Dmitrijs Jurkevičs	Hengelo	8 Jun 14	SRI	8:02.91	Chaminda Indika Wijekoon	Mondovi	12 Jun 11
LBA‡	8:07.16	Ali Zayed Mabrouk	Banská Bystrica	30 May 99	SSD	7:49.31	Dominic Lokinyomo Lobalu	Meilen	29 May 21
LBN‡	8:31.76	Hussein Awada	Jamhour	4 Jun 04	STP	8:51.81	Romário Leitão	Setúbal	6 Jun 21
LBR	8:43.97	Sheriff Flodavid Soclo	Nerja	21 Dec 19	SUD	7:48.03	Omer Khalifa	Formia	11 Jul 87
LCA‡	8:36.41	Zepherinus Joseph	Tempe	10 Apr 99	SUI‡	7:41.00	Markus Ryffel	Lausanne	18 Jul 79
LES	8:02.27	Thabang Baholo	Port Elizabeth	16 Oct 90	SUR	9:14.89	Rochini Vorstwijk	Montego Bay	24 Apr 11
LIE	8:10.63	Günther Hasler	Zug	1 May 76	SVK	7:46.83	Róbert Štefko	Sopot	14 Jun 97
LTU	7:46.2	Romas Sausaitis	Podolsk	19 Jun 82	SWE‡	7:41.72	Andres Almgren	Lahti	19 Aug 21
LUX‡	7:54.2	Justin Gloden	Troisdorf	9 Jul 82	SWZ	7:57.53	Sipho Dlamini	Nivelles	23 Jul 94
MAC	9:15.1	Wong Fan Wa	Macao	92	SYR	8:21.39	Fayad Bakour	Beyrouth	2 May 98
MAD	8:22.6	Fulgence Rakotondrasoa	Antananarivo	6 May 11	TAN	7:39.27	Filbert Bayi	Oslo	1 Jul 80
MAR	7:23.09	Hicham El Guerrouj	Bruxelles	3 Sep 99	TGA	9:02.0	Atiu Ngalu	Nuku'alofa	4 Jun 93
MAS	8:27.00	Sivalingam Muthiah	London	18 Jun 85	THA	7:48.24	Kieran Tuntivate	Phoenix	6 Feb 21
MAW	8:24.10	Chauncy Master	Cheltenham	2 Jul 14	TJK	7:57.03	Yevgeniy Stakanov	Kazan	9 Jul 04
MDA	7:52.5	Anatoliy Mamontov	Sochi	28 Apr 80	TKM	8:07.44	Marly Sopyev	Moskva	7 Jun 96
MDV	9:11.44	Hussain Fazeel Haroun	Malé	5 Oct 19	TKS	9:38.80	Martijn Healy	Utrecht	22 Apr 22
MEX	7:35.71	Arturo Barrios	Nice	10 Jul 89	TLS	9:05.64	Roberto Belo Amaral Soares	Bangkok	3 Apr 18
MGL	8:29.80	Chadaa Usni-Ek	Sochi	10 Jun 84	TOG	8:35.17	Yawo Kloutse	Paris	20 Jul 05
MHL	12:03.9	Daniel Kibajot	Laura	5-7 May 05	TPE‡	9:20.34	Wu Wen-Chien	Miaoli	15 Oct 10
MKD‡	8:06.66	Dario Ivanovski	Limassol	20 Jun 21	TTO	8:14.16	Sheldon Monderoy	Espoo	30 May 00
MLI	8:44.0	Youssef Diallo	Bamako	27 Mar 02	TUN	7:46.17	Féthi Baccouche	Paris	22 Jul 86
MLT‡	7:50.57	Jordan Gusman	Memphis	14 Aug 21	TUR‡	7:38.65	Ali Kaya	Monaco	17 Jul 15

COUNTRY	MARK	NAME	VENUE	DATE	COUNTRY	MARK	NAME	VENUE	DATE
TUV	11:49.19	Lapua Tuau	Melbourne	28 Nov 05	URU	7:50.03	Santiago Catrofe	Sabadell	20 Feb 22
UAE	8:13.88	Mohamed Ahmed Amer	Betzdorf	3 Jul 92	VIE	8:24.69	Nguyen Van Lai	Ashkhabad	19 Sep 17
UGA	7:26.64	Jacob Kiplimo	Roma	17 Sep 20	VIN	8:21.07	DeLohnni Nicol-Samuel	Boston	28 Feb 20
UKR	7:35.06	Sergiy Lebid	Monaco	19 Jul 02	YEM	8:21.26	Mohamed Aziz	Seattle	13 Feb 16
URU†	7:56.88	Ricardo Vera	Pontevedra	13 Jun 89	5000 Metres				
USA	7:29.00	Bernard Lagat	Rieti	29 Aug 10	AFG	15:52.68	Aman Haidari	Ravnanger	6 Aug 10
UZB	8:05.04	Abdirahman Ibragimov	Tashkent	8 May 79	AIA	16:45.79	Michael Gumbs	St. George's	23 Apr 00
VAN	8:54.8	Tawai Keiruan	Canberra	11 Mar 95	ALB	14:12.6	Isuf Çurri	Elbasani	31 May 90
VEN	7:49.88	Freddy González	Madrid	19 Jul 03	ALG	12:50.86	Ali Saïdi-Sief	Roma	30 Jun 00
VIE†	8:49.97	Nguyen Dang Duc Bao	Hanoi	30 Jun 08	AND	14:10.06	Toni Bernadó	Mataró	14 Jul 05
VIN†	8:47.30	DeLohnni Nicol-Samuel	Saskatoon	9 Aug 09	ANG	13:40.12	Aurélio Miti	Göteborg	11 Aug 95
YEM†	8:22.43	Nabil Mohammed Al-Garbi	Aleppo	24 Jul 09	ANT	15:13.4	Dale Jones	Bridgetown	11 Jul 88
ZAM	7:49.51	Tonny Wamulwa	Torino	6 Jun 08	ARG	13:19.64	Antonio Silio	Roma	17 Jul 91
ZIM	7:42.06	Philimon Hanneck	Hechtel	18 Jul 92	ARM	13:53.0	Artashes Mikoyan	München	30 May 76
<i>Alternative outdoor best for federation ratifying indoor marks as absolute records (i)</i>					ARU	14:18.31	Kimball Reynierse	Leiden	8 May 86
DOM	8:22.27	Álvaro Abreu	Mar del Plata	28 Jan 16	ASA	16:32.4	John Wasco	Utulei	10 Apr 92
ISV	8:37.74	Billy Bohlke	Tempe	13 Apr 02	AUS	12:55.76	Craig Mottram	London	30 Jul 04
<i>Superior indoor bests not ratified by federation as outright records (‡)</i>					AUT	13:13.44	Günther Weidlinger	London	22 Jul 05
ANG	7:53.72	João N'Tyamba	Stuttgart	7 Feb 93	AZE	13:09.17	Hayle Ibrahimov	Zürich	28 Aug 14
ARM	7:59.80	Yervand Mkrtchyan	Istanbul	17 Feb 19	BAH	14:33.99	Gabriel Curtis	Gainesville	2 Apr 21
BAH	8:23.78	Gabriel Curtis	Boston	15 Feb 20	BAN	14:47.19	Mohd Eliyuddin	Madras	21 Dec 95
BIH	8:03.66	Vinko Pokrajčić	Torino	11 Feb 84	BAR	14:20.2	Leo Garnes	Bridgetown	5 Jun 92
BLR	7:45.50	Aleksandr Fedotkin	Wien	25 Feb 79	BDI	13:03.29	Vénuste Niyongabo	Paris (St. Denis)	3 Jun 96
BRN	7:31.77	Birhanu Balew	Liévin	17 Feb 22	BEL	12:49.71	Mohamed Mourhit	Bruxelles	25 Aug 00
BUR	9:02.33	Moctaré Simporé	Berlin	16 Jan 22	BEN	14:49.1	Imorou Zato	Niamey	31 May 98
CAM	9:02.00	Hem Bunting	Pattaya	11 Feb 06	BER‡	14:23.35	Lamont Marshall	Raleigh	24 Mar 17
CAN	7:40.11	Mohamed Ahmed	New York	20 Feb 16	BHU*	15:16.84	Gawa Zangpo	Kathmandu	6 Dec 19
CAY	8:42.77	Dominic Dyer	New York	7 Feb 20	BIH	14:00.2	Bilko Kačar	Nova Gorica	13 Apr 80
CHI	7:51.30	Carlos Díaz	Valencia	2 Feb 22	BIZ	14:22.93	Patrick Fuller	Eugene	22 Apr 05
COL	7:49.46	Jacinto Navarrete	Sevilla	10 Mar 91	BLR	13:17.66	Aleksandr Fedotkin	Budapest	10 Jul 79
CYP	7:54.16	Hristos Papapetrou	Budapest	6 Feb 98	BOL	13:57.80	Vidal Basco	Lima	26 May 19
DJI	7:39.81	Ayanleh Soulaïman Hassan	Gent	10 Feb 13	BOT	13:29.6	Matthews Motshwarateu	Stellenbosch	14 Apr 78
ESA	8:18.01	Carlos Santos	Boston	5 Mar 22	BRA	13:19.43	Marilson dos Santos	Kassel	8 Jun 06
ETH	7:24.98	Getnet Wale	Liévin	9 Feb 21	BRN	12:51.96	Albert Rop	Monaco	19 Jul 13
GHA	8:05.88	Sampson Laari	Nashville	14 Jan 17	BRU	15:28.9	B. J. R. Keneenthep	B. S. Begawan	15 Jul 73
GIB	8:00.87	Harvey Dixon	Boston	26 Jan 19	BUL	13:13.15	Evgeni Ignatov	Stuttgart	31 Aug 86
GRE	7:43.66	Panayiótis Papoúlias	Piráus	21 Feb 98	BUR	14:51.8	Charles Néboua	Abidjan	15 Apr 95
GUA	7:37.42	Luis Grijalva	New York	6 Feb 22	CAF	14:18.3	Christian Yago	St. Maur	19 Jun 96
HAI	8:18.25	Steeve Gabart	Blacksburg	28 Feb 09	CAM	14:24.71	Hem Bunting	Nakhon Ratchasima	7 Dec 07
HON	8:35.40	Ramón Romero	Allendale	12 Feb 22	CAN	12:47.20	Mohamed Ahmed	Portland	10 Jul 20
IND	7:49.47	Surendra Kumar Singh	Doha	16 Feb 08	CAY	14:08.09	Jon Rankin	Los Angeles	11 Mar 11
IRI	7:51.90	Mohammad Reza Aboutorabi	Sollentuna	29 Jan 22	CGO	14:33.4	Obva Elengha	Brazzaville	31 May 91
IRQ	8:17.34	Mohamed Abdullah Mahal	Istanbul	5 Feb 21	CHA	13:55.60	Ali Hissein Mahamat	Abidjan	18 Apr 19
ISL	7:47.51	Baldvin Thór Magnússen	Boston	12 Feb 22	CHI	13:23.68	Mauricio Díaz	Heusden	14 Jul 01
JAM	7:40.79	Kemoy Campbell	New York	20 Feb 16	CHN	13:25.14	Xia Fengyuan	Shanghai	23 Oct 97
KGZ	7:57.61	Nursultan Keneshbekov	Mogilyov	26 Feb 22	CIV	14:28.6	Pierre Kouabénan	Abidjan	23 Apr 88
KOS	8:18.70	Albion Ymeri	Istanbul	5 Mar 22	CMR	14:18.4	Adamou Aboubakar	Yaoundé	15 Jul 95
KUW	8:13.15	Omar Awadh Al-Rashidi	Macau	1 Nov 07	COD	13:49.69	Patrick Tambwé	Sotheville	12 Jul 01
LAO	9:38.37	Sayphone Losavanh	Pattaya	14 Nov 05	COK	16:41.7	Jubilee Reu	Avarua	12 Jun 71
LBA	7:53.85	Mohamed Hrezi	New York	5 Feb 22	COL	13:21.31	Gerard Geraldo	Stanford	2 May 19
LBN	8:11.93	Munir Kabbara	Seattle	11 Feb 22	COM	14:02.2	Mohamed Ahmed	Marignane	7 Jun 95
LCA	8:17.20	Zepherinus Joseph	Gainesville	9 Feb 03	CPV‡	14:05.39	Ruben Sança	Walnut	16 Apr 10
LUX	7:48.19	Charel Gretheng	Luxembourg	29 Jan 22	CRC	13:44.99	Eric Quirós	Victoria, BC	27 May 00
MKD	7:58.48	Dario Ivanovski	Istanbul	5 Feb 22	CRO	13:37.76	Dalibor Balgač	Walnut	17 Apr 03
MLT	7:44.40	Jordan Gusman	Boston	30 Jan 22	CUB	13:44.8a	Luis Medina	Praha	21 Jun 77
MTN	8:08.67	Mohamed Elbendir Kathari	Oviedo	28 Jan 06	CYP	13:34.29	Philippou Philipppou	Riccione	27 Aug 83
POR	7:39.44	Rui Silva	Stuttgart	6 Feb 00	CZE	13:24.99	Jiří Sýkora	Moskva	1 Aug 80
ROU	7:48.47	Ovidu Olteanu	Budapest	6 Feb 98	DEN	13:22.66	Mikkel Dahl-Jessen	Oordegem	28 May 22
RSA	7:39.55	Elroy Gelant	Gent	9 Feb 14	DJI	13:13.45	Djamal Abdi Dirieh	Heusden	22 Jul 17
SEN	8:00.40	Cheïk Ameth Tidiane Boye	Paris	21 Jan 96	DMA	13:35.86	Stephen Agar	Walnut	18 Apr 98
SLE	8:34.04	Darrel Gooding	Boston	30 Jan 16	DOM*	14:07.38	Álvaro Abreu	New York	21 May 21
SMR	8:29.61	Joe Guerra	Geneva OH	10 Feb 18	ECU	13:23.72	Byron Piedra	Ninove	21 Jul 12
SUI	7:39.49	Jonas Raess	New York	6 Feb 22	EGY	13:58.92	Salem Mohamed Attiatalla	Al-Qâhira	15 Mar 17
SWE	7:34.31	Andreas Almgren	Liévin	17 Feb 22	ERI	12:59.27	Zersenay Tadese	Roma	14 Jul 06
TPE	8:14.61	Wu Wen-Chien	Birmingham	14 Mar 03	ESA‡	14:38.37	Rónald Ernesto Arias	La Habana	27 May 01
TUR	7:38.42	Ali Kaya	Praha	7 Mar 15	ESP	12:50.79	Mohamed Katir	Firenze	10 Jun 21
					EST	13:17.2	Enn Sellik	Podolsk	28 Jun 76

COUNTRY	MARK	NAME	VENUE	DATE	COUNTRY	MARK	NAME	VENUE	DATE
ETH	12:37.35	Kenenisa Bekele	Hengelo	31 May 04	MNT	17:16.34	Herman Lewis	Castries	4 May 91
FIJ	14:46.4	Davendra Prakash Singh	Melbourne	18 Nov 93	MON	14:48.2	Emile Battaglia	Marseille	13 Jun 48
FIN	13:16.3	Lasse Virén	Helsinki	14 Sep 72	MOZ	14:21.53	Folavio Sehohle	Durban	28 May 21
FRA	12:58.83	Smail Sghyr	Oslo	28 Jul 00	MRI	14:08.90	Mike Félicité	St. Maur	15 Jun 94
FSM	16:52.84	Bentura Rodriguez	Pirae	20 Aug 95	MTN	14:05.58	Mohamed Elbendir Kathari	Avilés	28 May 05
GAB	14:53.36	Jean-Marc Léandro	Cannes-la-Bocca	7 Jun 08	MYA	14:11.28	Gopal Thein Win	Manila	4 Dec 93
GAM	14:11.13	Nfamara Njie	Modena	18 Oct 20	NAM	13:46.91	Lucketz Swartbooi	Fullerton	12 Mar 94
GBR	12:53.11	Mohamed Farah	Monaco	22 Jul 11	NCA	14:46.5	William Aguirre	La Habana	9 Feb 89
GBS*	15:45.45	Mussá Djau	Beja	19 Jun 13	NED	13:13.06	Kamiel Maase	Berlin	6 Sep 02
GEO	13:30.88	Oleg Strizhakov	Kyiv	23 Jun 84		13:13.06	Mike Foppen	Monaco	14 Aug 20
GEQ	14:18.46	Benjamin Enzema	Blois	23 Jun 18	NEP	14:04.89	Rajendra Bahadur Bhandari	Athína	25 Aug 04
GER	12:54.70	Dieter Baumann	Zürich	13 Aug 97	NFI	17:41.3	Graeme Donaldson	Middlegate	7 Apr 90
GHA	14:02.22	Sampson Laari	Norwalk	15 Apr 16	NGR	14:15.50	Timon Gunem	Lagos	19 Jun 93
GIB	14:18.4a	John Charvetto	Praha	31 Aug 78	NIG	14:21.4	Inni Aboubacar	St. Maur	6 Jul 83
GRE	14:28.59	Panayiótis Papoúlias	Turku	11 Jun 95	NMI	16:55.52	Stuart Smith	Santa Rita	7 Jun 99
GRN	13:58.23	Maurice Williams	Nassau	20 Apr 81	NOR	12:48.45	Jakob Ingebrigtsen	Firenze	10 Jun 21
GUA	13:10.09	Luis Grijalva	Tokyo	6 Aug 21	NRU	18:29.8	Karl Teabuge	Port Moresby	18 Aug 69
GUI	14:45.03	Alkassane Kaké Makanéra	Tours	23 May 21	NZL	13:10.19	Adrian Blincoe	Heusden	20 Jul 08
GUM	14:39.84	Neil Weare	Claremont	19 Apr 02	OMA	14:14.06	Qais Salim Al-Mahrooqi	Casablanca	25 Jun 11
GUY	14:07.08	Cleveland Forde	Buenos Aires	10 Nov 06	PAK	14:08.4	Muhammad Younis	Troisdorf	22 Jul 77
HAI	13:58.44	Mark Allen	Norwalk	15 Apr 16	PAN	14:27.45	Simón Alvarado	La Habana	28 Sep 86
HKG	14:50.78	Wong Wan Chun	Macau	2 Nov 19	PAR	13:53.20	Derlis Ayala	Torrance	20 Apr 18
HON	14:43.87	Ramón Romero	Azusa	13 Apr 22	PER	13:23.20	David Torrence	Río de Janeiro	17 Aug 16
HUN	13:26.96	Balázs Csillag	Heusden	20 Jul 02	PHI	13:58.43	Eduardo Buenavista	Busan	10 Oct 02
INA	14:02.12	Agus Prayogo	Río de Janeiro	23 Jul 11	PLE	13:33.41	Mohamed Baket	Hechtel	19 Jul 97
IND	13:25.65	Avinash Sable	San Juan Capistrano	6 May 22	PLW	18:18.74	Christia Etpison	Abay	17 Jul 18
IRI	13:35.71	Mohammad Reza Aboutorabi	Stockholm	21 May 22	PNG	14:43.4	John Kokinai	Rabaul	10 Sep 72
IRL	13:03.53	Alistair Cragg	Bruxelles	16 Sep 11	POL	13:17.69	Bronisław Malinowski	Stockholm	5 Jul 76
IRQ	14:00.56	Mohammed Abdullah Mahal	Bursa	5 Jun 21	POR	13:02.86	António Pinto	Zürich	12 Aug 98
ISL	13:32.47	Baldvin Thór Magnússon	Azusa	14 Apr 22	PRK	13:53.9	Ryu Ok Hyon	Pyongyang	13 May 87
ISR	13:31.45	Yossef Gezachw	Heusden	18 Jul 09	PUR	13:31.69	Joseph Rosa	Eugene	13 Jun 14
ISV	14:06.17i	Eduardo Garcia	Ames	12 Feb 16	PYF	14:41.6	Pascal Adams	St. Maur	31 Jul 88
ITA	13:02.26	Yemaneberhan Crippa	Ostrava	8 Sep 20	QAT	12:51.98	Saif Saaeed Shaheen	Roma	14 Jul 06
IVB	15:22.0	Anderson Legair	Knoxville	12 Apr 97	ROU	13:15.0a	Ilie Floroiu	Bucureşti	23 Jul 78
JAM‡	13:20.39	Kemoy Campbell	Stanford	2 May 15	RSA	13:04.88	Elroy Gelant	Hengelo	22 May 16
JOR	14:07.46	Awad Hasini Sress	Hiroshima	16 Oct 94	RUS	13:11.95	Vladimir Nikitin	Dolgoprudny	24 Jul 21
JPN	13:08.40	Suguru Osako	Heusden	18 Jul 15	RWA	13:11.29	Mathias Ntawulikura	Roma	9 Jun 92
KAZ	13:35.64	Sergey Navolokin	Podolsk	22 Aug 82	SAM	15:42.62	Aunese Curreen	Apia	6 Sep 07
KEN	12:39.74	Daniel Komen	Bruxelles	22 Aug 97	SEN	14:29.7	Moussa Bâ	Dakar	4 Apr 91
KGZ	13:34.2	Vadim Mochalov	Sochi	13 May 76	SEY	14:22.30	Simon Labiche	Nairobi	23 May 03
KIR	16:42.7	Teinakewe Tamuera	Adelaide	6 Feb 98	SGP	14:44.21	Soh Rui Yong	Singapore	17 Jul 21
KOR	13:42.98	Baek Seung-Ho	Abashiri	17 Jul 10	SKN	15:57.9	Charles Morton	Charlotte Amalie	7 Apr 84
KOS	14:18.0	Ismet Rushiti	Vukovar	8 Apr 82	SLE	14:20.9	Hilton Gooding	Freetown	22 Mar 85
KSA	12:58.58	Moukhled Al-Outaibi	Heusden	23 Jul 05	SLO	13:32.8	Peter Svet	Berlin	12 Jun 74
KUW	14:16.26	Abdulrahman Abbas Al-Kandari	Al-Kuwait	18 May 22	SMR	14:43.5	Gian Luigi Macina	Bologna	4 Jul 96
LAO	15:10.2	Kainchanh	Vientiane	6 Nov 00	SOL	15:33.8	Chris Votu	Lae	27 Apr 03
LAT	13:34.2	Juris Grustiņš	Moskva	19 Jul 71	SOM	13:32.39	Mohamed Ali Mohamed	Ninove	1 Aug 15
LBA‡	13:34.99	Ali Zayed Mabrouk	Heusden	5 Aug 00	SRB	13:24.42	Elzan Bibić	Huelva	25 May 22
LBN	14:33.33	Munir Kabbara	Los Angeles	16 May 21	SRI	14:08.5	Kathan A. Chandradas	Colombo	20 Feb 04
LBR	15:28.5	Faraj Anis	Conakry	14 May 17	SSD	13:34.18	Dominic Lokinyomo Lobalu	Luzern	29 Jun 21
LCA	14:25.20	Zepherinus Joseph	Ottawa	20 Jul 01	STP	15:10.2	Gil Quintas	Folha Féde	3/4 Aug 13
LES	13:21.68	Namakoe Nkhasi	Durban	26 Jun 16	SUD	13:27.09	Mohamed Yagoub	Solihull	23 Jun 01
LIE	15:07.8	Hugo Walser	Aarau	27 May 65	SUI	13:07.54	Markus Ryffel	Los Angeles	11 Aug 84
LTU	13:17.9	Aleksandras Antipovas	Sochi	8 Jun 79	SUR	15:32.5	Rudi Madretsma	Paramaribo	3 Jan 54
LUX	13:38.51	Justin Gloden	Louvain	3 Jun 83	SVK	13:19.40	Róbert Štefko	Paris (St. Denis)	1 Jun 95
MAC	15:33.41	Lei Hong Wa	Banchiao	31 May 92	SWE	13:17.59	Anders Gärderud	Stockholm	5 Jul 76
MAD	14:07.50	Fulgence Rakotondrasoa	Rabat	17 Jun 06	SWZ	13:43.52	Sipho Dlamini	Durban	23 Apr 94
MAR	12:49.28	Brahim Lahlafi	Bruxelles	25 Aug 00	SYR	14:23.04	Salah Moustapha Habib	Alger	14 Jun 90
MAS	14:06.84	Munusamy Ramachandran	Troisdorf	5 Aug 94	TAN	13:03.62	John Yuda	Roma	12 Jul 02
MAW	14:08.0	Rodwell Kamwendo	Harare	1 Jul 00	TGA	17:07.6	Peau'afi Haukinima	Pirae	13 Sep 71
MDA	13:47.6	Igor Braslavskiy	Chişinău	25 Aug 83	THA‡	13:42.75	Kieran Tuntivate	Portland	29 May 21
MDV	15:30.27	Hussain Fazeel Haroun	Doha	24 Apr 19	TJK	14:07.44	Sergey Davidov	Moskva	20 Jun 83
MEX	13:07.79	Arturo Barrios	London	14 Jul 89	TKM	13:55.45	Marly Sopyev	St. Peterburg	6 Jul 95
MGL	14:12.86	Ser-Od Bat-Ochir	Toyota	3 Apr 21	TKS	16:05.51	Martijn Healy	Wageningen	20 May 22
MHL	17:01.59	Elisha Woodall	Nikao	24 Jun 14	TLS	14:35.17	Aries José Pariera	Jakarta	22 Aug 97
MKD	14:02.32	Dario Ivanovski	Smederevo	26 Jun 21	TOG	14:41.37	Moipah Kombaté	Niamey	21 Jul 19
MLI	14:23.2	Youssouf Diallo	Cotonou	20 Jul 97	TPE	13:54.42	Wu Wen-Chien	Busan	10 Oct 02
MLT‡	13:29.17	Jordan Gusman	Heusden	3 Jul 21	TTO	14:12.01	Ronnie Holassie	Port-of-Spain	20 Jun 99
MNE	14:29.43	Osman Erović	Nova Gorica	10 May 87	TUN	13:13.94	Féthi Baccouche	Oslo	4 Jul 87

COUNTRY	MARK	NAME	VENUE	DATE	COUNTRY	MARK	NAME	VENUE	DATE
TUR	13:00.31	Ali Kaya	Roma	4 Jun 15	CAY	30:39.42	Dominic Dyer	Williamsburg	6 Apr 19
UAE	13:49.74	Mohamed Ahmed Amer	Manila	4 Dec 93	CGO	30:48.27	Obva Elengha	Al-Qâhira	22 Sep 91
UGA	12:35.36	Joshua Cheptegei	Monaco	14 Aug 20	CHA	30:16.43	Ahmat Abdou-Daoud	Abidjan	23 Jul 17
UKR	13:10.78	Sergiy Lebid	Berlin	6 Sep 02	CHI	28:05.61	Mauricio Díaz	Sydney	22 Sep 00
URU	13:26.78	Santiago Catrofe	Grosseto	22 May 22	CHN	28:08.67	Ren Longyun	Wuhan	1 Nov 07
USA	12:53.60	Bernard Lagat	Monaco	22 Jul 11	CIV	30:17.64	Jonathan Atsé-Herrera	Pacé	29 Aug 20
UZB	13:41.0	Ashur Normuradov	Podolsk	19 Aug 75	CMR	30:07.3	Pierre Foka	Yaoundé	26 Aug 95
VAN	15:08.1	Tawai Keiruan	Port Vila	25 Jul 97	COD	28:57.28	Danny Tshidind Kassap	Hamilton	9 Jul 03
VEN	13:22.30	Freddy González	San Sebastián	3 Jul 04	COK	35:23.0a	Muriaroa Ngaro	Suva	30 Aug 79
VIE	14:04.82	Nguyen Van Lai	Singapore	9 Jun 15	COL	27:53.02	Domingo Tibaduiza	Wien	11 Jun 78
VIN	14:31.5	Pamenos Ballantyne	London	14 Jun 98	COM	32:15.56	Daou Bacar Mouhamadi	St Denis/REU	11 Mar 17
YEM	14:26.38	Mohamed Aziz	Stanford	20 Apr 18	CPV	29:09.51	Nélson da Cruz	Lisboa	28 Jun 08
ZAM	13:25.25	Obed Mutanya	San Sebastián	18 Aug 01	CRC	28:48.4	Rafael Á. Pérez	Knoxville	8 May 76
ZIM	13:14.50	Philimon Hanneck	Roma	8 Jun 94	CRO	28:24.32	Slavko Petrović	Barakaldo	2 Apr 05

Alternative outdoor best for federation ratifying indoor marks as outright records (j)

ISV 14:10.83 Eduardo Garcia Philadelphia 28 Apr 16

Superior indoor bests not ratified by federation as outright records (‡)

BER 14:16.67 Lamont Marshall Boston 26 Jan 19
 CPV 13:56.46 Ruben Sança Boston 29 Jan 10
ESA 14:18.01 Carlos Santos New York 28 Jan 22
 JAM 13:14.45 Kemoy Campbell Boston 26 Feb 17
LBA 13:34.32 Mohamed Hrezi Boston 12 Feb 22
MLT 13:24.05 Jordan Gusman Boston 12 Feb 22
THA 13:08.41 Kieran Tuntivate Boston 12 Feb 22

Notes (*)

BHU 14:33.43 Gawa Zangpo Doha 24 Apr 19 – One lap short

DOM 14:01.05 Álvaro Abreu San Juan 17 Apr 21 – Illegal pacing

GBS Better marks reported by federation in 2013 to 2016 – questionable

10,000 Metres

AFG	33:25.6	Nouruddin	Kaboul	61	GBS	33:04.04	Aruna Dabó	Casablanca	18 Jul 89
ALB	29:41.5	Isuf Çurri	Tiranë	21 Oct 89	GEO	28:16.15	Oleg Strizhakov	Seattle	25 Jul 90
ALG	27:58.03	Khoudir Aggoune	St. Maur	6 Jun 08	GEQ	31:52.2	José Ebatelo Nvo	Mongomo	7 Jul 02
AND 29:30.91 Nahuel Carabaña Faro 9 Apr 22					GER	27:21.53	Dieter Baumann	Barakaldo	5 Apr 97
ANG	28:31.09	João N'Tyamba	Sevilla	24 Aug 99	GHA	29:53.78	William Aponsah	Accra	10 Jan 20
ANT	33:32.6	Tyrone Thibou	Bridgetown	86	GIB	30:59.87	Michael Sánchez	Lerwick	10 Jul 05
ARG	27:38.72	Antonio Silio	Bruxelles	3 Sep 93	GRE	28:07.17	Spiridon Andriópoulos	Roma	29 Aug 87
ARM	29:52.8	Artashes Mikoyan	Chişinău	20 Jul 76	GRN	31:31.1	Emerald Frederick	St. George's	8 Mar 91
ARU	29:12.53	Kimball Reynierse	Leiden	14 May 86	GUA 28:24.55 Alberto González Walnut 14 Apr 22				
ASA	34:28.0	Sailala Solilai	Pirae	9 Sep 71	GUI	32:20.96	Mamadi Kaba	Rubiera	18 Apr 21
AUS 27:15.35 Jack Rayner San Juan Capistrano 6 Mar 22					GUM	31:39.24	Johnson Lee	Northmouth	18 Apr 08
AUT	27:36.46	Günther Weidlinger	Stanford	4 May 08	GUY	31:14.14	Kelvin Johnson	Port-of-Spain	21 Jun 13
AZE	28:55.82	Evans Kiplagat	Baku	20 May 17	HAI	29:18.03	Steeve Gabart	Stanford	27 Mar 09
BAH	30:32.11	Gabriel Curtis	Charlottesville	16 Apr 21	HKG	30:53.6	Gi Ka Man	Hongkong	28 Mar 12
BAN	30:27.7	Mohd Eliyuddin	Dhaka	18-20 Mar 99	HON	30:44.8	Clovis Morales	Lüdenscheid	3 Aug 77
BAR	30:44.30	Leo Garnes	Albany	22 Apr 93	HUN	28:01.88	Zoltán Káldy	Oslo	6 Jul 91
BDI	27:20.38	Aloys Nizigama	London	7 Jul 95	INA	29:25.77	Agus Prayogo	Guangzhou	26 Nov 10
BEL	26:52.30	Mohamed Mourhit	Bruxelles	3 Sep 99	IND	28:02.89	Surendra Kumar Singh	Vigo	12 Jul 08
BEN	31:24.6	Imorou Zato	Cotonou	18 Jul 97	IRI 28:45.44 Mohammad Reza Aboutorabi London (PH) 14 May 22				
BER	30:08.21	Lamont Marshall	Torrance	19 Apr 18	IRL	27:39.55	Alistair Cragg	Stanford	29 Apr 07
BHU	32:47.22	Sangay Wangchuk	Kathmandu	4 Dec 19	IRQ	30:06.0	Abdulkarim Al-Sadi	Mossul	9 Nov 86
BIH	29:29.8	Sead Kondo	Sarajevo	7 Jun 75	ISL	28:36.80	Hlynur Andrússon	Birmingham	5 Jun 21
BIZ	34:32.59	Christopher Pinelo	Los Angeles	13 Mar 15	ISR 27:49.88 Gashau Ayale London (PH) 14 May 22				
BLR	27:41.89	Aleksandr Fedotkin	Bruxelles	4 Sep 79	ISV	29:18.25	Eduardo Garcia	Portland	28 May 21
BOL	28:34.37	Vidal Basco	Lima	9 Aug 19	ITA	27:10.76	Yemaneberhan Crippa	Doha	6 Oct 19
BOT	27:48.2	Matthews Motshwarateu	Stellenbosch	7 May 79	JAM	28:06.40	Kemoy Campbell	Stanford	31 Mar 17
BRA	27:28.12	Marilson dos Santos	Neerpelt	2 Jun 07	JOR	29:24.35	Awad Hasini Sress	Hiroshima	10 Oct 94
BRN	27:07.49	Birhanu Balew	Ostrava	19 May 21	JPN	27:18.75	Akira Aizawa	Osaka	4 Dec 20
BRU	33:56.35	Sifli Anak Ahar	Hanoi	8 Dec 03	KAZ	27:58.9	Anatoliy Badrankov	Tashkent	3 Nov 78
BUL	27:56.26	Evgeni Ignatov	Oslo	2 Jul 88	KEN	26:27.85	Paul Tergat	Bruxelles	22 Aug 97
BUR	31:31.0	Charles Néboua	Ouagadougou	20 Apr 96	KGZ	28:00.9	Vadim Mochalov	Moskva	10 Jul 73
CAF	30:41.5	Jules Yadagba	Bangui	12 Jul 03	KIR	36:46.2	Tara Mango	Suva	31 Aug 63
CAM	33:40.2	Suos Chhin	Phnom Penh	Sep 66	KOR	28:23.62	Jeon Eun-Hoi	Yokohama	23 Oct 10
CAN 26:34.14 Mohamed Ahmed San Juan Capistrano 6 Mar 22					KOS	30:47.0	Nexhmidin Ibishi	Beograd	29 May 71

COUNTRY	MARK	NAME	VENUE	DATE	COUNTRY	MARK	NAME	VENUE	DATE
KSA	27:31.61	Moukhled Al-Outaibi	Radès	9 Jun 12	SOM	28:06.55	Abdi Abdirahman	Stanford	7 May 99
KUW	30:39.25	Abdulrahman Abbas Al-Kandari	Al-Kuwait	16 May 22	SRB	27:58.39	Danijel Korica	Helsinki	10 Aug 71
LAO	31:52.66	Sinlasone Sanith	Sydney	21 Aug 96	SRI	29:18.0	Lucien Sellapuliage B. Rosa	Arkansas City	13 May 75
LAT	28:25.8	Genādījs Hlistovs	Moskva	3 Jun 73	SSD	28:32.72	Dominic Lokinyomo Lobalu	Uster	4 Jun 21
LBA	28:30.58	Mohamed Hrezi	San Juan Capistrano	6 Mar 22	STP	33:30.0	Mário Pitra	São Tomé	5 Jun 82
LBN	30:36.73	Ali Awad	Tunis	8 Jul 95	SUD	28:09.80	Jamal A. E. Mohammed	Tel Aviv	26 Apr 22
LBR	33:04.0	Nimley Twegbe	Monrovia	Sep 84	SUI	27:17.29	Julien Wanders	Hengelo	17 Jul 19
LCA	29:48.97	Zepherinus Joseph	Tallahassee	23 Mar 01	SUR	33:24.9	Marcus Aminta	Paramaribo	1 Jul 83
LES	28:06.33	Namakoe Nkhasi	Durban	22 Jun 16	SVK	27:42.98	Róbert Štefko	Lille	29 Jun 97
LIE	31:29.18	Roland Wille	Dübendorf	7 Jul 94	SWE	27:55.74	Jonny Danielson	Södertälje	7 Jun 89
LTU	27:31.50	Aleksandras Antipovas	Praha	29 Aug 78	SWZ	29:19.71	Siphesihle Mdluli	Manchester	26 Jul 02
LUX	28:46.4	Justin Gloden	Louvain	15 Jun 84	SYR	30:14.5	Farouk Khadour	Yalta	10 Oct 86
MAC	32:40.0	Fong Kim Fong	Guangzhou	Mar 89	TAN	27:06.17	John Yuda	Bruxelles	30 Aug 02
MAD*	28:42.0a	Jules Randrianarivelo	Moskva	21 Jul 79	TGA	37:33.6a	Peau'afi Haukinima	Suva	30 Aug 79
MAR	26:38.08	Salah Hissou	Bruxelles	23 Aug 96	THA	27:17.14	Kieran Tuntivate	San Juan Capistrano	20 Feb 21
MAS	29:30.19	Munusamy Ramachandran	Victoria, BC	27 Aug 94	TJK	29:29.0	Anatoliy Belogurov	Dushanbe	8 May 77
MAW	29:11.13	Rodwell Kamwendo	Manchester	26 Jul 02	TKM	28:50.0	Rashid Kakadshinov	Vilnius	18 Jul 78
MDA	28:16.4	Vasiliy Nikolayev	Vilnius	18 Jul 78	TLS	30:52.52	Felisberto De Deus	New Clark City	7 Dec 19
MDV	32:46.14	Hussain Fazeel Haroun	Doha	21 Apr 19	TOG	30:13.81	Kama Pakoula Lekadé	Roma	15 Sep 95
MEX	27:08.23	Arturo Barrios	Berlin	18 Aug 89	TPE	29:12.1	Hsu Gi-Sheng	Hachioji	28 Nov 93
MGL	29:17.72	Ser-Od Bat-Ochir	Tajimi	9 Oct 20	TTO	30:30.42	Quintin John		94
MHL	40:11.92	Bob Sholar	Koror	3 Aug 98	TUN	27:54.69	Mohamed Gammoudi	München	31 Aug 72
MKD	30:04.66	Dario Ivanovski	Skopje	22 May 21	TUR	27:24.09	Ali Kaya	Mersin	2 May 15
MLI	30:47.98	Youssef Diallo	Lisboa	20 Jul 94	UAE	30:04.1	Mohamed Ahmed Amer	Västerås	8 Aug 97
MLT	28:35.77	Jordan Gusman	Melbourne	14 Dec 19	UGA	26:11.00	Joshua Cheptegei	Valencia	7 Oct 20
MNE	30:45.0	Osman Erović	Kumbor	31 May 87	UKR	27:59.8	Pavel Andreyev	Moskva	10 Jul 73
MON	32:00.76	Antoine Berlin	Philadelphia	22 Apr 10	URU	28:52.34	Néstor García	São Leopoldo	21 May 98
MOZ	30:09.3	Pedro Mulomo	Maputo	16 May 82	USA	26:33.84	Grant Fisher	San Juan Capistrano	6 Mar 22
MRI	29:50.6	Ménon Ramsamy	St. Paul/REU	10 Aug 98	UZB	28:48.4	Abdirahman Ibragimov	Kharkov	9 Aug 80
MTN	33:04.49	Ismaël Ould Adermaz	Göteborg	5 Aug 95	VAN	33:04.1	Jimmy Sandy Sam	Suva	7 Jul 03
MYA	29:37.4	Gopal Thein Win	Rangoon	24 Feb 93	VEN	28:31.14	Marvin Blanco	Sacramento	6 Dec 15
NAM	28:38.2	Mynhardt Mbeumuna Kauanivi	Swakopmund	9 Apr 16	VIE	29:44.82	Nguyen Van Lai	Nay Pyi Taw	19 Dec 13
NCA	30:25.25	William Aguirre	La Habana	10 Mar 89	VIN	29:58.3	Pamenos Ballantyne	Derby	19 Jul 98
NED	27:26.29	Kamiel Maase	Bruxelles	30 Aug 02	YEM	30:49.58	Khalid Al-Etashi	Barcelona	31 Jul 92
NEP	30:30.99	Gopi Chandra Parki	Incheon	2 Oct 14	ZAM	28:00.33	Charles Mulinga	Walnut	14 Apr 95
NFI	38:42.1	Trevor Calder	Middlegate	7 Nov 92	ZIM	27:57.34	Cuthbert Nyasango	Avilés	28 Jul 07
NGR	29:04.5	Itsifamus Choolon	Lagos	7 Jun 98					
NIG	30:18.5	Inni Aboubacar	Grasse	11 Jul 80					
NMI	36:39.7	John Hoffman	Mangilao	27 Mar 94					
NOR	27:24.78	Sondre Nordstad Moen	Kristiansand	31 Aug 19					
NZL	27:30.90	Jake Robertson	Gold Coast	13 Apr 18					
OMA	31:02.00	Ahmad Saeed Al-Rawahi	Bangkok	7 Nov 97					
PAK	30:27.2	Mazhar Hussain	Troisdorf	2 Aug 77					
PAN	30:07.0	Agustín Morán	Cd. de Panamá	22 Mar 97					
PAR	28:56.39	Derlis Ayala	Torrance	19 Apr 18					
PER	27:53.58	José Luis Ostos	Stanford	5 May 17					
PHI	29:02.36	Eduardo Buenavista	Busan	7 Oct 02					
PLE	28:04.76	Mohamed Baket	Troisdorf	24 Aug 96	AFG	2:28:46	Waheed Karim	Sacramento	2 Dec 90
PLW	38:24.2	Richard Madrekewet	San Antonio/NMI	8 Jul 90	AIA	5:06:05	Vallan Hodge-Richardson	New York	3 Nov 13
PNG	31:21.4	Tau John Tokwepota	Lae	76	ALB	2:25:29	Remzi Laho	Burgas	29 Sep 91
POL	27:53.61	Jerzy Kowol	Praha	29 Aug 78	ALG	2:09:54	Rachid Ziar	Paris	7 Apr 02
POR	27:12.47	António Pinto	Stockholm	30 Jul 99	AND	2:14:25	Toni Bernadó	Barcelona	16 Mar 03
PRK	28:26.86	Ryu Ok Hyon	Moskva	9 Jun 90	ANG	2:11:40	João N'Tyamba	Berlin	30 Sep 01
PUR	28:27.1	Carmelo Ríos	Walnut	28 Apr 84	ANT	2:31:49	Cordover Simon	Victoria, BC	28 Aug 94
PYF	31:28.40	Carmelo Ríos	Pacé	14 Apr 18	ARG	2:09:36	Joaquín Arbe	Valencia	5 Dec 21
QAT	26:38.76	Abdullah Ahmad Hassan	Bruxelles	5 Sep 03	ARM	2:20:36	Ashik Mkhitarian	Uzhgorod	4 Apr 68
ROU	27:40.06	Ilie Floroiu	Praha	29 Aug 78	ARU	2:13:43	Kimball Reynierse	Berchem	10 Sep 89
RSA	27:29.94	Hendrick Ramaala	Port Elizabeth	22 Feb 99	ASA	2:25:35	Gary Fanelli	Seoul	2 Oct 88
RUS	27:53.12	Sergey Ivanov	Kazan	17 Jul 08	AUS	2:07:51dh	Robert de Castella	Boston	21 Apr 86
RWA	27:22.28	Dieudonné Disi	Bruxelles	14 Sep 07	AUT	2:10:06	Peter Herzog	London	4 Oct 20
SAM*	34:42.5a	James Hoeflich	Suva	30 Aug 79	AZE	2:11:22	Tilahun Aliyev	Dubai	25 Jan 13
SEN	30:15.17	Ibrahima Gning	Dakar	22 Jun 07	BAH	2:29:28	Oneil Williams	Amsterdam	20 Oct 19
SEY	31:05.55	Simon Labiche	Durban	21 Jun 97	BAN	2:22:03	Ali Mohamed	Dhaka	7 Mar 87
SGP	31:15.95	Soh Rui Yong	Portland	14 Jun 14	BAR	2:29:40	Reuben McColin	Bridgetown	4 Dec 88
SKN	35:18.4	Jesse Mulcaire	Basseterre	13 May 90	BDI	2:07:13	Olivier Irabaruta	Zürich	10 Apr 22
SLE	31:06.29	Alifu Massaquoi	Edinburgh	18 Jul 70	BEL	2:03:36	Bashir Abdi	Rotterdam	24 Oct 21
SLO	28:32.86	Stane Rozman	Lausanne	30 Jun 83	BEN	2:24:53	Patrice Lompo	Parakou	11 Feb 12
SMR	30:45.4	Gian Luigi Macina	Rubiera	12 Apr 92	BER	2:21:47	Tyler Butterfield	Otsu	10 Mar 19
SOL	32:44.0	Chris Votu	Lae	26 Apr 03	BHU	2:36:58	Gawa Zangpo	Punakha	7 Mar 20

Notes (*)

MAD Record is rumored to be one lap short (9600m). Alternative record – 29:13.3 Haja Ramananjatovo St Paul/REU 15 Jun 98

SAM 33:34.1 Samulu Samuolu Suva 87 – although officially ratified, was achieved in a road race

Marathon

Several federations ratify records set on courses (such as Boston) which are aided according to World Athletics rules

AFG	2:28:46	Waheed Karim	Sacramento	2 Dec 90
AIA	5:06:05	Vallan Hodge-Richardson	New York	3 Nov 13
ALB	2:25:29	Remzi Laho	Burgas	29 Sep 91
ALG	2:09:54	Rachid Ziar	Paris	7 Apr 02
AND	2:14:25	Toni Bernadó	Barcelona	16 Mar 03
ANG	2:11:40	João N'Tyamba	Berlin	30 Sep 01
ANT	2:31:49	Cordover Simon	Victoria, BC	28 Aug 94
ARG	2:09:36	Joaquín Arbe	Valencia	5 Dec 21
ARM	2:20:36	Ashik Mkhitarian	Uzhgorod	4 Apr 68
ARU	2:13:43	Kimball Reynierse	Berchem	10 Sep 89
ASA	2:25:35	Gary Fanelli	Seoul	2 Oct 88
AUS	2:07:51dh	Robert de Castella	Boston	21 Apr 86
AUT	2:10:06	Peter Herzog	London	4 Oct 20
AZE	2:11:22	Tilahun Aliyev	Dubai	25 Jan 13
BAH	2:29:28	Oneil Williams	Amsterdam	20 Oct 19
BAN	2:22:03	Ali Mohamed	Dhaka	7 Mar 87
BAR	2:29:40	Reuben McColin	Bridgetown	4 Dec 88
BDI	2:07:13	Olivier Irabaruta	Zürich	10 Apr 22
BEL	2:03:36	Bashir Abdi	Rotterdam	24 Oct 21
BEN	2:24:53	Patrice Lompo	Parakou	11 Feb 12
BER	2:21:47	Tyler Butterfield	Otsu	10 Mar 19
BHU	2:36:58	Gawa Zangpo	Punakha	7 Mar 20

COUNTRY	MARK	NAME	VENUE	DATE	COUNTRY	MARK	NAME	VENUE	DATE
BIH	2:15:55	Sead Kondo	Karl-Marx-Stadt	3 May 75	IRQ	2:21:54	Sadoun Nasser Hafi	Baghdad	5 Feb 82
BIZ	2:22:01	Patrick Fuller	Birmingham, AL	8 Feb 03	ISL	2:13:37	Hlynur Andrésón	Dresden	21 Mar 21
BLR	2:10:58	Vladimir Kotov	Moskva	24 May 80	ISR	2:06:58	Maru Teferi	Sevilla	20 Feb 22
BOL	2:09:08	Héctor Garibay	Sevilla	20 Feb 22	ISV	2:17:45	Eduardo Garcia	Sacramento	2 Dec 21
BOT	2:14:57	John James	Selebi-Phikwe	25 Jul 04	ITA	2:07:19	Eyob Ghebrehiwet	Sevilla	23 Feb 20
BRA	2:04:51	Daniel do Nascimento	Seoul	17 Apr 22	IVB	2:36:54	Rasalula Nagarit	Baltimore	11 Oct 08
BRN	2:04:43	El Hasan El Abbassi	Valencia	2 Dec 18	JAM	2:16:39	Derrick Adamson	Philadelphia	25 Nov 84
BRU	2:41:12	Sifli Anak Ahar	Kota Kinabalu	14 Oct 08	JOR	2:17:24	Methqal Ma'rouf Abu Draï	Marrakech	25 Jan 15
BUL	2:11:26	Khristo Stefanov	Sofia	19 Oct 97	JPN	2:04:56	Kengo Suzuki	Otsu	28 Feb 21
BUR	2:34:14	Salifou Guébré	Bamako	2 Feb 14	KAZ	2:11:59	Nikolay Penzin	Praha	3 Sep 78
CAF	2:18:06	Ernest Ndjissipou	Paris (St. Denis)	30 Aug 03	KEN	2:01:39	Eliud Kipchoge	Berlin	16 Sep 18
CAM	2:23:29	Hem Bunting	Paris	15 Apr 12	KGZ	2:11:16	Satymkul Dzhumanazarov	Moskva	24 May 80
CAN	2:09:25	Cam Levins	Toronto	21 Oct 18	KOR	2:07:20	Lee Bong-Ju	Tokyo	13 Feb 00
CAY	2:34:29	Jon Rankin	Sacramento	5 Dec 10	KOS	2:29:36	Rexhep Ajvazaj	Las Vegas	9 Feb 97
CGO	2:26:01	Bernard Tsati	Puteaux	16 Sep 90	KSA	2:20:35	Abdullah Al-Sadiq	Budapest	30 Sep 01
CHA	2:19:34	Ahmat Abdou-Daoud	La Rochelle	29 Nov 15	KUW	2:21:15	Abdul Mohsen Mubarak Al-Ali	Moline	26 Sep 21
CHI	2:12:19	Omar Aguilar	Rotterdam	17 Apr 88	LAO	2:43:45	Sysavath Thammavongchit	Vientiane	24 Feb 13
CHN	2:08:15	Ren Longyun	Beijing	21 Oct 07	LAT	2:14:24	Valerijs Žolnerovics	Riga	14 May 17
CIV	2:19:55	Soumaïla Traoré	Ouagadougou	7 Dec 19	LBA	2:13:33	Ali Zayed Mabrouk	Milano	23 Nov 08
CMR	2:15:43	Justilin Foimi	Douala	27 Oct 19	LBN	2:20:31	Hussein Awada	Beyrouth	7 Nov 10
COD	2:08:40	Mwenzé Kalombo	Paris	4 Apr 99	LBR	3:00:16	Raymond Dovenon	Monrovia	25 Aug 13
COK	2:51:26	Muriaroa Ngaro	Avarua	3 May 80	LCA	2:16:06	Zepherinus Joseph	St Paul, MN	5 Oct 03
COL	2:10:51	Jeisson A. Suárez	Enschede	18 Apr 21	LES	2:09:47	Motlokoa Nkhabutlane	Paris	9 Apr 17
COM	2:35:43	Youssef Gagou	St. Paul/REU	18 Sep 88	LIE	2:23:55	Marcel Tschopp	Chicago	9 Oct 11
CPV	2:18:47	Ruben Sança	Rotterdam	10 Apr 11	LTU	2:12:35	Česlovas Kundrotas	Frankfurt	26 Oct 97
CRC	2:13:23	José L. Molina	Los Angeles	3 Mar 96	LUX	2:14:03	Justin Gloden	Frankfurt	19 May 85
CRO	2:17:05	Drago Paripović	Bologna	29 Mar 92	MAC	2:28:22	Lam Weng Hei	Melbourne	5 Jun 94
CUB	2:10:53	Ignacio A. Cuba	Mérida	13 Dec 92	MAD	2:17:14	Jules Randrianarivelo	Moskva	29 Jul 79
CYP	2:19:51	Marios Kassianidis	Brisbane	8 Oct 82	MAR	2:05:26	Al Mahjoub Dazza	Valencia	2 Dec 18
CZE	2:11:57	Karel David	Hamburg	23 May 93	MAS	2:23:13	Tan Huong Leong	Taipei	20 Dec 20
DEN	2:09:43	Henrik Jørgensen	London	21 Apr 85	MAW	2:16:04	Mphatso Nadolo	Gqeberha	4 Dec 21
DJI	2:07:07	Ahmed Salah	Rotterdam	17 Apr 88	MDA	2:08:32	Jaroslav Mushinski	Düsseldorf	2 May 10
DMA	3:13:32	Calvin Auguiste	New York	3 Nov 13	MDV	2:32:56	Shifaz Mohamed	Dubai	25 Jan 19
DOM	2:19:15	Álvaro Abreu	Santiago/DOM	24 Nov 19	MEX	2:07:19dh	Andrés Espinosa	Boston	18 Apr 94
ECU	2:09:49	Silvio Guerra	Chicago	19 Oct 97	MGL	2:08:50	Ser-Od Bat-Ochir	Fukuoka	7 Dec 14
EGY	2:19:39	Aïssa Rizk Abou Daïf	El Arish	25 Dec 97	MKD	2:18:12	Dario Ivanovski	København	15 May 22
ERI	2:04:35	Hizkel Tewelde	Amsterdam	17 Oct 21	MLI	2:34:16	Siaka Sangaré	Bamako	23 Jan 11
ESA	2:26:57	Víctor Vásquez	Tegucigalpa	13 Jan 90	MLT	2:25:02	Charlton Debono	Valencia	1 Dec 19
ESP	2:06:35	Ayad Lamdassem	Valencia	6 Dec 20	MNE	2:24:18	Drago Musić	Podgorica	4 Oct 98
	2:06:25	Ayad Lamdassem	Sevilla	20 Feb 22	MON	2:49:36	Sonny Folcheri	Sevilla	17 Feb 19
EST	2:08:53	Pavel Loskutov	Paris	7 Apr 02	MOZ	2:16:42	Folavio Sehohle	Durban	8 May 22
ETH	2:01:41	Kenenisa Bekele	Berlin	29 Sep 19	MRI	2:18:20	David Carver	Hamburg	17 Apr 16
FIJ	2:23:33	Binesh Prasad	Las Vegas	4 Feb 89	MTN	2:43:10	Majid Touré	Rotterdam	13 Apr 08
FIN	2:10:46	Janne Holmén	Rotterdam	13 Apr 08	MYA	2:19:57	Soe Khin	Bangkok	17 Dec 78
FRA	2:05:22	Morhad Amdouni	Paris	3 Apr 22	NAM	2:09:08dh	Lucketz Swartbooi	Boston	18 Apr 94
FSM	2:43:45dh	Simeon Jacob	Boston	18 Apr 22	NCA	2:20:39	William Aguirre	Tegucigalpa	13 Jan 90
GAB	2:31:59	Jean-Marc Léandro	Cannes	9 Nov 08	NED	2:04:56	Abdi Nageeye	Rotterdam	10 Apr 22
GAM	2:18:42	Ousman Jaiteh	Reggio Emilia	8 Dec 19	NEP	2:15:03	Baikuntha Manandhar	Calcutta	22 Nov 87
GBR	2:05:11	Mohamed Farah	Chicago	7 Oct 18	NFI	3:30:20	James Donaldson	Manchester	28 Jul 02
GBS	2:29:04	Joaquim Moreira da Silva	Lisboa	8 Nov 87	NGR	2:16:06	Mohamed Abbas	Lagos	11 Nov 90
GEO	2:15:10	Davit Kharazishvili	København	15 May 22	NIG	2:25:05	Abdou Manzo	Seoul	2 Oct 88
GEQ	2:21:22	Benjamin Enzema	Saumur	12 May 19	NMI	2:44:44dh	Eli Torgeson	Boston	17 Apr 06
GER	2:06:27	Amanal Petros	Valencia	5 Dec 21	NOR	2:05:48	Sondre Nordstad Moen	Fukuoka	3 Dec 17
GHA	2:18:43	Emmanuel Amoo	Lagos	11 Nov 90	NRU	3:48:06	Karl Hartmann	Nauru	68
GIB	2:28:08	Arnold Rogers	Sevilla	20 Feb 22	NZL	2:08:19	Zane Robertson	Gold Coast	7 Jul 19
GRE	2:12:04	Spiridon Andriópoulos	Berlin	9 Oct 88	OMA	2:43:32	Saleh Al-Saidi	Muscat	21 Feb 20
GRN	2:46:50	Findlay O'Neal	Port-of-Spain	4 Jun 95	PAK	2:14:11	Naseer Ahmed	Rawalpindi	19 Oct 03
GUA	2:12:53	Alfredo Arévalo	Ottawa	30 May 04	PAN	2:09:49	Jorge Castelblanco	Valencia	6 Dec 20
GUI	2:16:49	Alhassane Bangoura	Sevilla	25 Feb 18	PAR	2:10:11	Derlis Ayala	Valencia	6 Dec 20
GUM	2:29:48dh	Wayne Blas	Boston	18 Apr 22	PER	2:09:31	Christian Pacheco	Lima	27 Jul 19
GUY	2:25:02	Andrew Smith	Louisville	29 May 04	PHI	2:18:44	Eduardo Buenavista	Oita	1 Feb 04
HAI	2:14:22	Dieudonné Lamothe	Gagny	16 Apr 88	PLE	2:29:28	Ihab Salama	Rotterdam	16 Apr 00
HKG	2:19:53	Gi Ka Man	Valencia	5 Dec 21	PLW	6:21:03	Kambes Kesolai	Koror	5 Apr 08
HON	2:17:49	Clovis Morales	Porz	24 Apr 77	PNG	2:28:13	Tau John Tokwepota	Honolulu	7 Dec 80
HUN	2:12:10	Csaba Szűcs	Paris	25 Apr 93	POL	2:07:39	Henryk Szost	Otsu	4 Mar 12
INA	2:19:18	Edwardus Nabunome	Jakarta	12 Sep 93	POR	2:06:36	António Pinto	London	16 Apr 00
IND	2:12:00	Shivnath Singh	Jullundur	28 May 78	PRK*	2:09:26	Li Jong Hyong	Pyongyang	19 Oct 83
IRI	2:17:36	Mohammed Reza Aboutorabi	Sevilla	20 Feb 22	PUR	2:12:43	Jorge González	Caracas	28 Aug 83
IRL	2:09:15dh	John Treacy	Boston	18 Apr 88	PYF	2:25:28	Jean-Louis Bounhoure	Apia	7 Aug 83

COUNTRY	MARK	NAME	VENUE	DATE	COUNTRY	MARK	NAME	VENUE	DATE
QAT	2:07:19	Mubarak Hassan Shami	Paris	15 Apr 07	3000 Metres Steeplechase				
ROU	2:12:30	Catalin Andreica	Praha	3 Sep 78	AFG	10:52.46	Noor Ahmad Zoori	Maria Enzersdorf	13 May 17
RSA	2:06:33	Gert Thys	Tokyo	14 Feb 99	ALB	8:43.26	Krenar Meçani	Sérres	12 Aug 89
RUS	2:09:07	Aleksey Sokolov	Dublin	29 Oct 07	ALG	8:10.23	Laïd Bessou	Monaco	18 Aug 00
RWA	2:09:55	Mathias Ntawilukura	London	16 Apr 00	AND	8:32.03	Nahuel Carabaña	Huelva	25 May 22
SAM	2:41:50	Amani Tapusoa	Apia	22 Mar 69	ANG	8:56.79	Aurélio Miti	Lisboa	30 Jul 94
SEN	2:25:01	Samba Faye	Dakar	14 Feb 16	ANT	9:54.5	Tyrone Thibou	Port-of-Spain	31 Jul 82
SEY	2:25:48	Albert Marie	Victoria/SEY	23 Oct 88	ARG	8:25.63	Marcelo Cascabelo	Beograd	4 Jun 89
SGP	2:23:00	Soh Rui Yong	Valencia	5 Dec 21	ARM	8:27.88	Artashes Mikoyan	München	29 May 76
SKN	2:38:56	Jesse Mulcaire	New York	5 Nov 89	ARU	9:35.9	Kimball Reynierse	Remscheid	16 Aug 80
SLE	2:33:38	Idrissa Kargbo	London	13 Apr 14	ASA	12:00.56	Frank Paaga	Tafuna	16 Aug 97
SLO	2:11:50	Roman Kežzar	Torino	26 Mar 00	AUS	8:16.22	Shaun Creighton	Lille	2 Jul 93
SMR	2:21:19	Gian Luigi Macina	Carpi	27 Oct 91	AUT	8:10.83	Günther Weidlinger	Sevilla	21 Aug 99
SOL	2:36:16	Mackay Talasasa	Brisbane	8 Oct 82	AZE	8:52.0	Nikolay Kotov	Baku	19 May 74
SOM	2:17:24	Ahmed Mohamed Ismail	Detroit	19 Oct 86	BAH	9:38.3	Oneil Williams	Kampala	19 Mar 16
SRB	2:13:57	Borislav Dević	Houston	15 Jan 95	BAN	9:04.6	Shamsuddin	Dhaka	81
SRI	2:13:47	Anuradha Cooray	London	26 Apr 15	BAR	9:07.3	Leo Garnes	Bridgetown	7 Jun 92
SSD	2:14:32	Guor Marial	St Paul	2 Oct 11	BDI	8:36.19	Hilaire Ntirampeba	Bondoufle	12 Jul 94
STP	2:38:32	Mário Pitra	Brazzaville	29 Jun 80	BEL	8:10.01	William Van Dijck	Bruxelles	5 Sep 86
SUD	2:18:59	Sumaa Aboubakar	Paris	17 Oct 21	BEN	9:21.21	Mohamet Adam	Porto Novo	29 Jun 12
SUI	2:06:38	Tadesse Abraham	Zürich	10 Apr 22	BER	8:49.71	Lamont Marshall	Nashville	10 Jun 17
SUR	2:31:48	Janiek Pomba	Rotterdam	10 Apr 22	BIH	8:31.0	Bilko Kačar	Øvre Årdal	29 Aug 81
SVK	2:09:53	Róbert Štefko	London	26 Apr 98	BIZ	9:59.77	Novian Middleton	Rock Hill	26 Mar 16
SWE	2:10:03	Mustafa Mohamed	Sevilla	23 Feb 20	BLR	8:25.2	Aleksandr Vorobey	Moskva	6 Jul 80
SWZ	2:12:55	Richard Mabuza	Christchurch	31 Jan 74	BOL	8:52.19	Vidal Basco	La Nucía	20 May 22
SYR	2:26:27	Ahmed Saker	Latakia	6 Dec 85	BOT	8:44.1	Reuben Rathedi	Wichita	29 May 81
TAN	2:04:55	Gabriel Gerald Geay	Milano	16 May 21	BRA	8:14.41	Wänder do Prado Moura	Mar del Plata	22 Mar 95
TGA	2:45:04	Tongia Vakaafi	Phoenix	2 Mar 13	BRN	8:06.13	Tareq Mubarak Taher	Athína	13 Jul 09
THA	2:16:56	Tony Ah Thit Payne	Frankfurt	28 Oct 18	BRU	9:42.35	Roslan Baha	Singapore	22 Jul 87
TJK	2:18:40	Anatoliy Belogurov	Moskva	20 Jun 80	BUL	8:20.87	Mitko Tsenov	Huelva	12 Jun 14
TKM	2:15:53	Rashid Kakadshanov	Uzhgorod	5 Oct 80	BUR	9:25.0	Boukary Ouédraogo	Ouagadougou	25 Jun 86
TKS	3:47:57	Todd Foss	Chicago	10 Oct 04	CAF	8:51.22	Christian Yago	St. Maur	14 Jun 00
TLS	2:26:46	Romênio de Deus Maia	Dili	19 Aug 17	CAM	10:05.0	Nhea Khay	Jakarta	14 Nov 63
TOG	2:30:17	Outcha Améwouho	Lomé	11 Nov 90	CAN	8:11.64	Matt Hughes	Moskva	15 Aug 13
TPE	2:14:35	Hsu Gi-Sheng	Oita	5 Feb 95	CAY	12:12.29	Junio Hurlston	St. Peter Port	29 Jun 03
TTO	2:13:03	Ronnie Holassie	Cleveland	29 Apr 01	CGO	9:05.58	Emmanuel Mpioh	Los Angeles	6 Aug 84
TUN	2:12:36	Tahar Mansouri	Marrakech	14 Jan 96	CHA	9:10.6	Docteur Ben Bagaï	Libreville	Jul 76
TUR	2:04:16	Kaan Kigen Özbilen	Valencia	1 Dec 19	CHI	8:28.99	Emilio Ulloa	Los Angeles	8 Aug 84
UAE	2:23:42	Jassim Abbas Ali	Dubai	11 Jan 02	CHN	8:10.46	Sun Ripeng	Shanghai	19 Oct 97
UGA	2:04:48	Stephen Kissa	Hamburg	24 Apr 22	CIV	9:22.14	Koné Yossodjo	Sevilla	2 May 21
UKR	2:07:15	Dimitriy Baranovskiy	Fukuoka	3 Dec 06	CMR	8:55.78	Hamadjam Soudi	Warri	14 Jun 13
URU	2:11:03	Nicolás Cuestas	Sevilla	20 Feb 22	COD	8:41.92	Patrick Tambwé	Obernai	29 Jul 01
USA	2:05:38	Khalid Khannouchi	London	14 Apr 02	COK	10:51.71	Uaongo Areaki	Avarua	3 Aug 85
UZB	2:13:28	Vladimir Beloborodov	Mogilev	15 Jun 85	COL	8:25.66	Carlos A. San Martín	Castellón	29 Jun 21
VAN	3:01:04	Armon Napuat	Dubai	26 Jan 18	COM	9:15.95	Attoumane Abdoul-Had	St Paul/REU	28 May 22
VEN	2:11:25	Carlos Tarazona	Cleveland	30 Apr 00	CPV	9:20.90	Bruno Pires	Hanover, NH	12 May 18
VIE	2:21:51	Nguyen Chi Dong	Hanoi	12 Dec 03	CRC	8:48.59	Francisco Gómez	La Habana	25 Apr 04
VIN	2:15:30	Pamenos Ballantyne	Port-of-Spain	26 Jan 03	CRO	8:40.1	Slobodan Crnokrak	Karlovac	31 May 87
YEM	2:40:41	Mohamed Al Saadi	Atlanta	4 Aug 96	CUB	8:26.16	José Sánchez	La Habana	19 Jun 09
ZAM	2:11:35	Jordan Chipangama	Duluth	20 Jun 15	CYP	8:24.01	Philippou Philippou	Casablanca	15 Sep 83
ZIM	2:09:52	Cuthbert Nyasango	Praha	11 May 14	CZE	8:23.8	Dušan Moravčik	Praha	17 Sep 72

Boston course downhill (dh), but record still ratified. Alternative records:

AUS	2:08:16	Steve Moneghetti	Berlin	30 Sep 90
COL	2:11:21	Domingo Tibaduiza	New York	23 Oct 83
FSM	2:52:29	Elias Rodriguez	San Antonio/NMI	14 Jul 90
GUM	2:31:05	Wayne Blas	Huntsville	14 Dec 19
IRL	2:09:49	Stephen Scullion	London	4 Oct 20
MEX	2:08:30	Dionicio Cerón	London	2 Apr 95
NAM	2:10:01	Lucketz Swaartboi	Swakopmund	10 Oct 92
NMI	2:55:31	Yong Choi	San Antonio/NMI	14 Jul 90

Note (*)

PRK Rumours are that the record ratified by the federation was achieved on a short course. Alternative record – 2:10:50 Kim Jung-Wong Pyongyang 10 Mar 96

DJI	8:22.17	Mohamed Ismaïl Ibrahim	Nice	12 Jun 21
DMA	9:29.10	Neehall Philogene	St. Charles	1 May 99
DOM	8:38.0	Álvaro Abreu	San Germán	2 Mar 17
ECU	8:48.50	Pablo Ramírez	Mar del Plata	5 Apr 97
EGY	8:28.87	Salem Mohamed Attiatalla	Barcelona	17 Jul 19
ERI	8:11.22	Yemane Hailesilassie	Roma	8 Jun 17
ESA	8:48.87	Carlos Santos	Princeton	15 Apr 22
ESP	8:05.69	Fernando Carro	Monaco	12 Jul 19
EST	8:28.55	Kaur Kivistik	Zagreb	3 Sep 19
ETH	7:58.68	Lamecha Girma	Ostrava	31 May 22
FIJ	8:48.0	Usaia Sotutu	Seattle	17 Jun 71
FIN	8:10.67	Jukka Keskisalo	Zürich	28 Aug 09
FRA	8:00.09	Mahiedine Mekhissi-Benabbad	Paris (St. Denis)	6 Jul 13
GAB	9:31.2	Philémon Moupaka	Libreville	1 Apr 79
GAM	9:25.03	Nfamara Njie	Ravenna	24 Sep 17
GBR	8:07.96	Mark Rowland	Seoul	30 Sep 88

COUNTRY	MARK	NAME	VENUE	DATE	COUNTRY	MARK	NAME	VENUE	DATE
GBS	10:06.22	Mussa Djau	Beja	5 Jun 13	NOR	8:12.05	Jim Svenøy	Bruxelles	22 Aug 97
GEO	8:28.0	Sergey Skripka	Moskva	11 Jun 77	NRU	10:59.0	Karl Teabuge	Port Moresby	15 Aug 69
GEQ	9:04.54	Roberto Caracciolo Mandje	San Diego	7 Jun 08	NZL	8:14.05	Peter Renner	Koblenz	29 Aug 84
GER	8:09.48	Damian Kallabis	Zürich	11 Aug 99	OMA	9:09.26	Qais Salim Al-Mahrooqi	Doha	8 Dec 06
GHA	8:57.54	Robert Hackman	München	1 Sep 72	PAK	8:42.43	Abdul Razzaq	Islamabad	21 Oct 89
GIB	9:27.79	Harvey Dixon	Birmingham	2 Aug 19	PAN	9:10.4	Damián Rivera	La Habana	23 Jul 83
GRE	8:24.01	Philippou Philippou	Casablanca	15 Sep 83	PAR	8:52.62	Ramón López	Seoul	28 Sep 88
GUA	8:46.45	Hugo-Allan García Molina	Kobe	2 Sep 85	PER	8:28.67	Mario Bazán	Berlin	16 Aug 09
GUI	9:40.24	Mamadou Barkinden Diallo	Rieti	7 Jun 19	PHI	8:35.09	Héctor Begeo	Seoul	28 Sep 88
GUM	9:38.98	Brent Butler	San Francisco	16 Mar 96	PLE	9:05.86	Jamal Mahmoud	New Delhi	16 Nov 89
GUY	9:54.91	Odwin Tudor	Leonora	19 May 19	PNG	9:25.8	John Kokinai	Port Moresby	27 Aug 71
HAI	10:36.2	St. Joseph Anilis	Lübeck	5 Aug 72	POL	8:09.11	Bronisław Malinowski	Montréal	28 Jul 76
HKG	9:15.03	Hanniel Chow Hon Nip	Hongkong	20 Jan 19	POR	8:19.82	Manuel Silva	Stockholm	27 Jul 04
HON	9:23.6	Hipólito López	Cd. de México	Apr 76	PRK	8:53.8	Ju Il Myong	Pyongyang	3 Apr 94
HUN	8:17.97	Gábor Markó	Potsdam	21 Jul 84	PUR	8:27.91	Alex Greaux	Barakaldo	10 Jul 04
INA	8:54.32	Ajiong Tio Purwanto	Jakarta	27 Aug 18	PYF	9:38.49	Pascal Adams	Nouméa	16 Dec 87
IND	8:16.21	Avinash Sable	Thrivandrum	23 Mar 22	QAT	7:53.63	Saif Saaeed Shaheen	Bruxelles	3 Sep 04
IRI	8:22.79	Hossein Keyhani	Jakarta	27 Aug 18	ROU	8:13.26	Florin Ionescu	Sevilla	21 Aug 99
IRL	8:24.09	Brendan Quinn	Bruxelles	30 Aug 85	RSA	8:11.50	Ruben Ramolefi	Daegu	29 Aug 11
IRQ	8:43.26	Mohammed Abdullah Mahal	Bursa	21 May 22	RUS	8:15.54	Pavel Potapovich	Paris (St. Denis)	4 Jul 03
ISL	8:44.11	Hlynur Andrésón	Tampa	25 May 18	RWA	8:39.05	Gervais Hakizimana	Pézenas	28 May 11
ISR	8:24.14	Itai Magidi	Longeville-Metz	4 Jul 08	SAM	10:01.15	James Hoeflich	Suva	1 Sep 79
ISV	9:25.30	Juan Robles	Ponce	24 Apr 09	SEN	8:58.13	Boubacar Sabaly	Castellón	3 Jul 16
ITA	8:08.57	Francesco Panetta	Roma	5 Sep 87	SEY	8:47.99	Ronny Marie	Victoria/SEY	26 May 01
IVB	9:30.26	Anderson Legair	Athens, GA	2 May 98	SGP	9:11.24	Mathevan Maran	Kuala Lumpur	19 Oct 91
JAM	8:52.82	Lionel Scott	Indianapolis	4 May 85	SLE	9:15.61	Modupeh Jonah	Al-Kuwait	1 Nov 89
JOR	8:40.74	Jihad Al-Balawi	Lübeck	7 Jul 90	SLO	8:16.96	Boštjan Buč	Ostrava	12 Jun 03
JPN	8:09.92	Ryuji Miura	Tokyo	30 Jul 21	SMR	9:25.85	Matteo Zafferani	Bologna	8 Jul 99
KAZ	8:24.13	Artyom Kosinov	Moskva	11 Jun 12	SOL	9:34.86	Primo Higa	Tafuna	16 Aug 97
KEN	7:53.64	Brimin Kiprop Kipruto	Monaco	22 Jul 11	SOM	8:50.31	Mohd Abdukader Sheikh Ali	Rovereto	20 Jul 14
KGZ	8:38.4	Aiyin Isakov	Moskva	4 Jul 80	SRB	8:28.80	Vule Maksimović	Budapest	4 Sep 89
KIR	12:03.70	Peter Birati	Honiara	11 Jul 81	SRI	8:45.53	Shanta Mendis	Colombo	28 Jun 98
KOR	8:42.86	Jin Soo-Sun	Seoul	10 Jun 90	STP	10:08.0	Mário Pitra	Luanda	25 Aug 81
KOS	9:12.8	Mustafë Shabani		70	SUD	8:31.20	Yossif Abdalla Timbo	Montbéliard	1 Jun 16
KSA	8:08.14	Saad Shaddad Al-Asmari	Stockholm	16 Jul 02	SUI	8:22.24	Christian Belz	Hengelo	4 Jun 01
KUW	8:35.62	Omar Awadh Al-Rashidi	Alger	29 May 08	SVK	8:32.7	Milan Slovák	Banská Bystrica	6 Aug 78
LAO	9:37.41	Sysavath Thammavongchit	Singapore	12 Jun 15	SWE	8:05.75	Mustafa Mohamed	Heusden	28 Jul 07
LAT	8:31.35	Gatis Deksnis	Moskva	4 Sep 88	SYR	8:34.66	Salah Moustapha Habib	Kuala Lumpur	19 Oct 91
LBA	9:02.84	Abderahim Slougui	Radès	16 Jul 16	TAN	8:12.48	Filbert Bayi	Moskva	31 Jul 80
LBN	8:44.05	Munir Kabbara	Eugene	14 May 22	TGA	10:31.95	Peau'afi Haukinima	Suva	1 Sep 79
LBR	9:40.81	Toartou Kargou	Baton Rouge	12 Apr 03	THA	8:52.47	Jirasak Sutthichart	Hanoi	8 Dec 03
LES	10:34.96	Bokang Mokets	Bulawayo	13 Dec 14	TJK	8:46.4	Anatoliy Belogurov	Moskva	15 Apr 80
LIE	10:08.37	Florian Hilti	Zenica	24 Jun 07	TKM	8:50.43	Igor Zaynalov	Kyiv	18 Jul 88
LTU	8:22.2	Vladimiras Dudinas	Kyiv	19 Aug 69	TLS	9:14.07	Felisberto De Deus	Jakarta	27 Aug 18
LUX	8:40.3	Francis Hoesser	Luxembourg	20 Jul 84	TOG	9:05.55	Malaba Sama Tchendo	Bamako	18 May 13
MAC	10:13.99	H. Carvalho	Hongkong	16 Apr 89	TPE	8:34.76	Wu Wen-Chien	Busan	9 Oct 02
MAD	8:50.8	Augustin Ravaolahy	St. Paul/REU	11 Aug 98	TTO	8:49.82	Quintin John	Raleigh	27 May 94
MAR*	7:55.28	Brahim Boulami	Bruxelles	24 Aug 01	TUN	8:14.05	Amor Benyahia	Mersin	28 Jun 13
MAS	8:59.10	Nainasagoram Shanmuganathan	Kuala Lumpur	17 Sep 98	TUR	8:17.85	Tarik Langat Akdag	London	3 Aug 12
MDA	8:18.97	Ion Luchianov	Beijing	16 Aug 08	UAE	8:35.64	Mohamed Ahmed Amer	Hamburg	4 Aug 93
MEX	8:25.69	Salvador Miranda	Barakaldo	8 Jul 00	UGA	8:03.81	Benjamin Kiplagat	Lausanne	8 Jul 10
MGL	9:11.39	Davaajav Ganbold	Leningrad	24 Jul 81	UKR	8:21.75	Andrey Popelyayev	Moskva	19 Jul 84
MKD	9:10.4	Gorgi Vuckov	Beograd	12 Sep 71	URU	8:23.02	Ricardo Vera	Hengelo	28 Jun 92
MLI	9:17.9	Youssef Békaye Coulibaly	Niamey	30 May 98	USA	8:00.45	Evan Jager	Paris (St. Denis)	4 Jul 15
MLT	9:24.89	Luke Micallef	Marsa	25 Jul 18	UZB	8:27.51	Anatoliy Dimov	Moskva	19 Jun 83
MNE	9:14.2	Igor Gojnić	Celje	26 May 84	VAN	9:21.11	Tawai Keiruan	Pirae	18 Aug 95
MON	10:35.97	Sebastien Garro	Nice	2 Jun 07	VEN	8:20.87	José Peña	Berlin	1 Sep 13
MOZ	9:22.32	Hélio Fumo	Lisboa	21 Jul 04	VIE	8:51.16	Nguyen Trung Cuong	Tampere	12 Jul 18
MRI	8:55.66	Patrick Moonsamy	St. Maur	15 Jun 94	VIN	9:06.55	DeLohnni Nicol-Samuel	Hamilton, ON	26 May 19
MTN	9:07.18	Mohamed Beirouk	Beveren	16 May 15	YEM	8:55.34	Mohamed Aziz	Adrian	12 May 18
MYA	8:56.18	Maung Hla	Manila	12 Dec 81	ZAM	8:25.49	Godfrey Siamusiye	Birmingham	16 Jul 95
NAM	9:31.23	Frank Tuihaleni Kayele	Windhoek	19 Jun 92	ZIM	8:45.33	Passmore Furusa	Austin	9 Apr 94
NCA	9:03.0	Alvaro Vásquez	Managua	21 Apr 12					
NED	8:04.95	Simon Vroemen	Bruxelles	26 Aug 05					
NEP	8:57.30	Rajendra Bahadur Bhandari	Islamabad	5 Apr 04					
NFI	11:32.2	Trevor Calder	Middlegate	12 Feb 94					
NGR*	8:58.56	Zacharia Fwangfur	Lagos	6 Sep 90					
NIG	9:14.16	El Hadj Issa Abdoulaye	Niamey	20 Jul 19					
NMI	11:45.25	Michael Mancao	Susupe	27 May 11					

Notes (*)

MAR 7:53.17 Brahim Boulami Zürich 16 Aug 02 – subsequently annulled for doping violation

NGR 8:55.78 Soudi Hamajam Warri 14 Jun 13 – a Cameroonian citizen

COUNTRY	MARK	NAME	VENUE	DATE	COUNTRY	MARK	NAME	VENUE	DATE
110 Metres Hurdles					FSM	16.00	Isaac Saimon	Kolonia	23 Jul 02
AFG	15.45	Said Gilani	Papenburg	17 Jun 18	GAB	13.85	Junior Effa Effa	Pontoise	22 Jun 18
AIA	18.70	Andre Samuel	Buffalo	11 May 01	GAM	14.70	Mensah Elliott	Porto Novo	29 Jun 12
ALB	13.93	Elton Bitincka	Pergine Valsugana	7 Jul 07	GBR	12.91	Colin Jackson	Stuttgart	20 Aug 93
ALG	13.45	Amine Bouanani	Forbach	29 May 22	GBS	14.73	Edivaldo Monteiro	Lisboa	14 Jun 98
AND	14.47	Estève Martin	Schaan	26 May 99	GEO	13.58	David Ilariani	Sliven	15 Jun 12
ANG	14.11	Jonas Mateus	Noisy-le-Grand	8 Jun 04	GEQ	16.52	Alfonso Ekwunzezi Ikuga	Mataró	3 May 09
ANT	14.07	Randy Gillon	Iowa City	6 May 00	GER	13.05	Florian Schwarthoff	Bremen	2 Jul 95
ARG	13.74	Agustín Carrera	Buenos Aires	26 Jan 14	GHA	13.59	Yakubu Ibrahim	Jacksonville	27 Jun 21
	13.74	Agustín Carrera	São Paulo	2 Aug 14	GRE	13.33	Konstadinos Douvalidis	Székesfehérvár	7 Jul 15
ARM	14.01	Zhan Mkhitarian	Donetsk	6 Sep 80	GRN	13.52	Alleyne Lett	Sacramento	6 Jun 07
ARU	14.58	Freddy Burgos	Vught	6 Jul 86	GUA	14.04	Wienstan Mena	Cd. de México	12 May 18
ASA	15.42	Aaron Victorian	Turlock	6 Mar 10	GUI	14.67	Moussa Condé	Cincinatti	1 Apr 17
AUS	13.29	Kyle Vander-Kuyp	Göteborg	11 Aug 95		14.67	Moussa Condé	Myrtle Beach	16 Mar 19
AUT	13.14	Mark McKoy	Paris	3 Sep 94	GUM	15.50	Kenneth Karosich	Susupe	27 Jun 08
AZE	13.63	Gennadiy Chugunov	Leningrad	8 Jun 86	GUY	13.73	Charles Allen	Clemson	6 Apr 02
BAH	13.35	Jahmaal Wilson	Canyon	15 May 22	HAI	13.25	Dudley Dorival	Edmonton	9 Aug 01
BAN	14.09	Rahman Mahfuzur	Pescara	15 Jul 12	HKG	13.74	Chan Chung Wang	Taipei	25 May 18
BAR	13.14	Ryan Brathwaite	Berlin	20 Aug 09	HON	13.72	Esteban Guzmán	Greensboro	15 May 11
	13.14	Ryan Brathwaite	Paris (St. Denis)	6 Jul 13	HUN	13.15	Balász Baji	Székesfehérvár	4 Jul 17
BDI	14.63	Joseph Niyonkuru	Nairobi	11 Aug 87	INA	14.02	Rio Maholtra	Jakarta	27 Aug 18
BEL	13.25	Jonathan N'Senga	Budapest	22 Aug 98	IND	13.48	Thingalaya Siddhanth	Phoenix	10 Jun 17
BEN	14.68	Brice de Souza	Narbonne	25 Jun 88	IRI	13.50	Rouhollah Ashgari	Almaty	1 Jul 12
BER	14.21	Tristan Joynes	Charleston	8 May 15	IRL	13.30	Peter Coghlan	Hechtel	7 Aug 99
BIH	13.82	Damir Haračić	Istanbul	19 Jun 05	IRQ	13.78	Mohd Saad Nathim Al-Khafaji	Baghdad	25 Jul 19
BIZ	13.90	Jonathon Williams	Cerritos	21 Mar 09	ISL	13.91	Jón Arnar Magnússon	Reykjavík	6 Jun 97
BLR	13.30	Vitali Parakhonka	Minsk	25 Jun 21	ISR	13.85	Michael Illin	Bucureşti	10 Jun 07
BOL	14.79	Vladimir Aponte	Cochabamba	3 Sep 94	ISV	13.31	Eddie Lovett	San José/CRC	8 Aug 15
BOT	13.92	Kemorena Tisang	Rédut	6 Jul 19	ITA	13.27	Paolo Dal Molin	Rovereto	26 Jun 21
	13.92	Kemorena Tisang	Gaborone	14 Mar 20	IVB	15.66	Steve Augustine	Walnut	18 Apr 97
BRA	13.18	Gabriel Constantino	Székesfehérvár	9 Jul 19	JAM	12.90	Omar McLeod	Kingston	24 Jun 17
BRN	14.24	Ahmed Hamada	Al-Kuwait	5 Nov 83	JOR	14.78	Muath Al-Qusairin	Amman	26 Sep 09
BRU	15.51	Mohd Aries Mujang	Kuching	22 Jul 95	JPN	13.06	Shunsuke Izumiya	Osaka	27 Jun 21
BUL	13.33	Zhivko Videnov	Khaniá	14 Jun 00	KAZ	13.49	Igor Khitryakov	Tallinn	5 Jul 88
BUR	13.90	Florian Somé	Mulhouse	1 Jul 18	KEN	13.69	Fatwell Kimaiyo	Christchurch	26 Jan 74
CAF	14.76	Jacques-Henri Brunet	Montgeron	2 Jul 94	KGZ	14.08	Evgeniy Shorokhov	Almaty	19 May 96
CAM	15.79	Pech lev	Jakarta	26 Aug 62	KIR	16.80	Beteru Ateri	Apia	6 Sep 07
CAN	13.08	Mark McKoy	Lille	2 Jul 93	KOR	13.39	Kim Byung-Jun	Bangkok	12 Jun 17
CAY	13.36	Ronald Forbes	Clermont	30 Apr 16	KOS	15.0	Agron Muçaku	Mitrovicë	5 Jul 86
CGO	14.19	Hakim Mazou	Harare	17 Sep 95	KSA	13.36	Ahmed Khader Al-Moualed	Praha	4 Jun 18
CHA	15.62	Alio Hassana	Viry-Châtillon	24 Sep 94	KUW	13.35	Yacoub Mohamed Al-Youha	Doha	24 Apr 19
CHI	13.78	Gonzalo Barroilhet	Tallahassee	30 May 08	LAO	13.96	Anousone Xaysa	Bangkok	12 Jun 17
CHN	12.88	Liu Xiang	Lausanne	11 Jul 06	LAT	13.08	Staņislavs Olijars	Lausanne	1 Jul 03
CIV	13.86	Marcellin Dally	Argentan	8 Jul 92	LBA	15.08	Zouhair Rajab Al-Menghawi	Riyadh	11 May 09
CMR	13.91	Jorim Bangue	Johannesburg	13 Apr 22	LBN	13.87	Ahmad Hazer	Beyrouth	7 Jun 13
COD	13.95	Tino Ngoy	St. Étienne	31 May 02	LBR	13.36	Wellington Zaza	São Paulo	1 May 22
COK	16.44	Akanao William	Nouméa	15 Dec 87	LCA	14.28	Giovanni Alfred	Naperville	13 May 22
COL	13.27	Paulo C. Villar	Guadalajara	28 Oct 11	LES	15.1	Edwin Mashai	Libanon	1 May 71
COM	14.04	Abdallah Mohamed	Ypsilanti	1 May 04	LIE	15.59	Franz Biedermann	Cd. de México	15 Oct 68
CPV	13.78	Henry Andrade	Modesto	11 May 96	LTU	13.60	Jonas Jakštys	Bryansk	17 Jul 87
CRC	14.51	Emmanuel Niño	San José/CRC	29 Dec 20	LUX	13.88	François Grailet	Heusden	3 Jul 21
CRO	13.54	Jurica Grabušić	Bydgoszcz	20 Jul 03	MAC	14.23	Iong Kim Fai	Incheon	28 Sep 14
CUB	12.87	Dayron Robles	Ostrava	12 Jun 08	MAD	13.46	Joseph-Berlioz Randriamihaja	Athína	24 Aug 04
CYP	13.25	Milan Trajkovic	London	9 Jul 17	MAR	13.57	Mohamed Koussi	Rabat	11 Apr 21
CZE	13.27	Petr Svoboda	Praha	14 Jun 10	MAS	13.67	Rayzamshah Wan Sofian	Weinheim	27 May 17
DEN	13.50	Andreas Martinsen	København (Ø)	20 Jun 17	MAW	18.54	Wilfred Ngwenya-Mwalwanda	München	8 Sep 72
DMA	17.93	Andy Baron	Bridgetown	19 Jul 03	MDA	13.58	Aleksandr Yenka	Gomel	6 Jul 95
DOM	13.61	Modesto Castillo	San Juan	16 Jun 84	MEX	13.64	Genaro Rodríguez	Cd. de México	30 Mar 18
ECU	13.44	Jackson Quiñónez	Athína	24 Aug 04	MGL	16.36	Gombo Munkhsaikhan	Sofia	5 Aug 77
EGY	13.89	Yousuf Badawy Sayed	Al-Qâhira	25 Dec 21	MHL	18.01	Martin Motu'ahala	Kolonia	23 Jul 02
ERI	15.8	Yared Berhane	Asmara	24-26 Jun 11	MKD	14.46	Robert Košev	Sofia	31 Jul 93
ESA	14.19	Renan Palma	Guadalajara	27 Oct 11	MLI	13.62	Bano Traoré	Paris (St. Denis)	4 Jul 15
ESP	13.04	Orlando Ortega	Monaco	15 Jul 16	MLT	14.69	Daniel Saliba	Marsa	17 Jul 21
EST	13.62	Tarmo Jallai	Xalapa	13 May 06	MNE	14.45	Darko Pešić	Bar	1 May 22
ETH	14.49	Ibrahim Jemal	Rabat	26 Aug 19	MNT	16.14	Gavin Lee	Hackensack	30 May 00
FIJ	13.82	Jovesa Naivalu	Athína	5 Aug 97	MON	16.12	Anthony de Sevelinges	Nice	12 May 05
FIN	13.31	Elmo Lakka	Jyväskylä	2 Jun 21	MOZ	14.77	Abdul Ismail	Pretoria	27 Apr 74
FRA	12.95	Pascal Martinot-Lagarde	Monaco	18 Jul 14	MRI	13.75	Jérémie Lararadeuse	Tours	22 May 22
					MYA	14.43	Hpone Myint	Manila	13 Dec 81

COUNTRY	MARK	NAME	VENUE	DATE	COUNTRY	MARK	NAME	VENUE	DATE
NAM	14.12	Flip Bredenhann	Sasolburg	19 Nov 80	UZB	13.27	Sergey Usov	Leningrad	11 Jun 88
NCA	15.70	Miguel Quesada	San Salvador	21 Jun 08	VAN	15.33	Dicko Japeth	Port Vila	14 Dec 17
NED	13.15	Robin Korving	Lausanne	2 Jul 99	VEN	13.62	Elvis Cedeño	Cd. de México	22 Jul 88
NEP	15.60	Jeevan Chaudhari	Kathmandu	5 Dec 19	VIE	14.19	Nguyen Ngoc Quang	Palembang	13 Nov 11
NFI	19.1	Robert Foote	Middlegate	2 Dec 92	VIN	16.65	Ronald De-Bique	Exeter	19 Jul 15
NGR	13.27	Antwon Hicks	Sapele	7 Jul 16	YEM	15.83y	Christopher Salole	Perth	26 Nov 62
NIG	13.72	Saguirou Badamassi	Pontoise	16 Jun 21	ZAM	14.50	Davison Lishebo	Moskva	22 Jul 79
NMI	17.31	Wayne Pua	Kolonia	23 Jul 02	ZIM	13.99	Iain Harnden	Tallahassee	23 Mar 01
NOR	13.42	Vladimir Vukicevic	La Chaux-de-Fonds	14 Aug 21					
NRU	18.93	Deamo Baguga	Apia	15 Dec 06					
NZL	13.69	Joshua Hawkins	Brisbane	29 Mar 15					
OMA	14.41	Jalal Salem Al-Ghabshi	Dubai	10 Mar 05					
	14.41	Jalal Salem Al-Ghabshi	Doha	16-18 Apr 12					
PAK*	14.11	Ghulam Abbas	Islamabad	21 Oct 89					
PAN	13.65	Curt Young	Cd. de México	23 May 98					
PAR	14.57	Ernesto Stanley	Asunción	19 Nov 11					
	14.57	Ernesto Stanley	Cochabamba	27 May 12					
PER	13.52	Javier McFarlane	Calí	26 Jun 16					
PHI	13.78	Clinton Kingsley Bautista	Hanoi	16 May 22					
PLE	16.63	Ahmed Al-Saleh	Damascus	11 Sep 04					
PLW	16.52	Leon Mengloi	Nouméa	11 Sep 11					
PNG	14.04	Wala Gime	Allendale	24 May 14					
POL	13.26	Artur Noga	Warszawa	25 Aug 13					
POR	13.47	João Almeida	Lisboa	8 Jul 12					
PRK	14.15	Cha Won Bok	(Eastern Europe)	Jun 90					
PUR	13.41	William Barnes	Des Moines	30 Apr 16					
PYF	14.51	Toriki Urarii	Apia	8 Sep 07					
QAT	13.60	Mohd Aissa Al-Thawadi	Hyderabad	18 Oct 07					
ROU	13.34	George Boro	București	18 Jun 93					
RSA	13.11	Antonio Alkana	Praha	5 Jun 17					
RUS-ANA	12.92	Sergey Shubenkov	Székesfehérvár	2 Jul 18					
RWA	15.5	Augustin Kabanda	Kigali	22 Aug 87					
SAM	14.46	Avele Tanielu	Kuala Lumpur	19 Sep 98					
SEN	13.59	Louis-François Mendy	Bonneuil-sur-Marne	18 Jun 19					
SEY	14.49	William Gamatis	Harare	17 Sep 95					
SGP	13.94	Ang Chen Xiang	Hanoi	16 May 22					
SKN	13.95	Akeem Chumney	Basseterre	18 Jun 16					
SLE	14.06	Benjamin Grant	Corby	25 May 92					
SLO	13.56	Damjan Zlatnar	Novo Mesto	19 Jun 07					
SMR	16.52	Manlio Molinari	Modena	3 Jun 00					
SOL	16.21	Alfred Selwyn	Pirae	15 Sep 71					
SOM	21.5	Mohamed Ismail Mohamed	Chelmsford	5 Jun 10					
SRB	13.39	Milan Ristić	Clermont	14 May 16					
SRI	13.89	Roshan D. Ranathunga	Colombo	30 Oct 21					
STP	14.80	Mauro Fonseca	Braga	22 Jul 18					
SUD	13.45	Todd Matthews Jouda	Alger	7 Oct 04					
SUI	13.12	Jason Joseph	La Chaux-de-Fonds	14 Aug 21					
SUR	15.42	Gayell Engeso	Xalapa	25 Nov 14					
SVK	13.13	Igor Kováč	Stockholm	7 Jul 97					
SWE	13.35	Robert Kronberg	Lausanne	4 Jul 01					
SWZ	15.84	Ndabenhle Vilakati	Manzini	18 May 19					
	15.84	Menziwokuhle Msibi	Manzini	18 May 19					
SYR	14.05	Kheir Aldin Obeid	Latakia	2 Oct 91					
TAN	15.02	Salum Hassan	Christchurch	21 Jan 74					
TGA	14.49	Sanitesi Latu	Christchurch	25 Jan 75					
THA	13.61	Jumrus Rittidet	Incheon	30 Sep 14					
TJK	14.11	Aleksandr Zyabko	Kyiv	18 Jul 85					
TKM	13.85	Igor Podmaryov	Bryansk	17 Jul 87					
TKS	17.38	Levard Missick	Annecy	30 Jul 98					
TOG	15.03	Lankantien Lamboni	Bamako	19 May 13					
TPE	13.34	Chen Kuei-Ru	Taipei	25 May 19					
TTO	13.17	Mikel Thomas	Toronto	24 Jul 15					
TUN	13.76	Aymen Ben Ahmed	Radès	30 Jun 07					
TUR	13.42	Mikdat Sevler	Bursa	5 Jun 21					
UAE	14.42	Mohamed Yousef Y. Hamadi	Doha	9 Apr 03					
UGA	14.48	Jean-Baptiste Okello	Roma	3 Sep 60					
UKR	13.22	Sergey Demidyuk	Osaka	31 Aug 07					
URU	14.89	Javier Olivar	Santiago/CHI	27 Oct 84					
USA	12.80	Aries Merritt	Bruxelles	7 Sep 12					

Note (*)

PAK 13.74 Mohsin Ali Islamabad 19 May 12 – hand timing

400 Metres Hurdles

AFG	54.19	Said Gilani	Göttingen	10 Jun 17
AIA	55.95	Kirthley Richardson	Stillwater	20 Mar 99
ALB	50.46	Eusebio Haliti	Napoli	12 Jun 11
ALG	48.39	Abdelmalik Lahoulou	Doha	28 Sep 19
AND	50.59	Daniel Gómez	Barcelona	3 Sep 00
ANG	51.95	Wilson André	Lisboa	28 Jul 95
ANT	47.02	Rai Benjamin	Eugene	8 Jun 18
ARG	49.28	Guillermo Ruggeri	Cochabamba	7 Jun 18
ARM	50.79	Rudik Matevosian	Moskva	5 Aug 84
ARU	53.49	Freddy Burgos	Leiden	9 Jun 84
ASA	56.51	Nainoa Soto Thompson	Charlotte	15 Mar 19
AUS	48.28	Rohan Robinson	Atlanta	31 Jul 96
AUT	49.33	Thomas Futterknecht	Kobe	30 Aug 85
AZE	50.00	Aleksandr Karasyov	München	30 May 76
BAH	48.17	Jeffery Gibson	Beijing	25 Aug 15
BAN	51.87	Abdur Rahim Nayeem	Dhaka	25 Dec 93
BAR	49.21	Victor Houston	Kuala Lumpur	19 Sep 98
BDI	53.99	Christophe Bigirimana	Al-Qâhira	23 Sep 91
BEL	48.91	Marc Dollendorf	Atlanta	31 Jul 96
BEN	50.48	Abdoulaye Chérif Issa	Ouagadougou	25 Apr 06
BER	53.03	Clarence Saunders	Dedham	24 Jun 94
BIH	50.84	Duško Milutinović	Sérres	13 Aug 89
BIZ	48.88	Jonathon Williams	San Salvador	14 Jul 07
BLR	47.92	Aleksandr Vasilyev	Moskva	17 Aug 85
BOL	54.71	Ignacio Novarro	Manaus	26 May 95
BOT	49.80	Victor Ntweng	Gaborone	12 Mar 22
BRA	46.72	Alison dos Santos	Tokyo	3 Aug 21
BRN	49.31	Ahmed Hamada	Seoul	30 Sep 86
BRU	54.64	Kaderi Bujang	Manila	30 Nov 93
BUL	48.48	Toma Tomov	Budapest	11 Aug 86
BUR	49.25	Bienvenu Sawadogo	Rabat	29 Aug 19
CAF	50.77	Lucien Pandjikota	Marseille	4 Jul 08
CAM	56.42	Luk Khin	Jakarta	25 Aug 62
CAN	48.24	Adam Kunkel	Río de Janeiro	27 Jul 07
CAY	51.23	Junior Hines	Marion	25 May 12
CGO	52.60	Médard Makanga	Johannesburg	16 Sep 99
CHA	54.25	Ali Faudet	Besançon	24 Jun 94
CHI	49.62	Alfredo E. Sepúlveda	Cochabamba	7 Jun 18
CHN	49.03	Meng Yan	Bangalore	22 May 06
CIV	48.94	René Djédjémel	Zürich	13 Aug 86
CMR	51.89	Emmanuel Youmékoué	Yaoundé	24 Jul 05
COD	54.55	Tino Ngoy	Ypsilanti	22 Apr 05
COK	91.07	Casper Mateariki	Nikao	25 Oct 04
COL	49.90	Yeison Rivas	Calí	19 Nov 15
COM	51.79	Maoulida Darouèche	Aubagne	6 Jul 13
CPV	49.26	Jordin Andrade	Kingston	11 Jun 16
CRC	48.87	Gerald Drummond	La Nucía	21 May 22
CRO	49.88	Darko Juričić	Budapest	18 Aug 98
CUB	47.93	Omar Cisneros	Moskva	13 Aug 13
CYP	49.66	Stavros Tziortzis	München	2 Sep 72
CZE	48.27	Jiří Mužík	Athína	3 Aug 97
DEN	50.01	Nicolai Hartling	Varaždin	10 Aug 19
DJI	55.41	Houssein Nour Ali	Addis Ababa	1 May 08
DMA	54.23	Mitchel Davis	Kingston	1 Jun 13
DOM	47.25	Félix Sánchez	Paris (St. Denis)	29 Aug 03

COUNTRY	MARK	NAME	VENUE	DATE	COUNTRY	MARK	NAME	VENUE	DATE
ECU	49.76	Emerson Chalá	Trujillo	28 Nov 13	MGL	54.00	Tsendsuren Erdene-Munkh	Bratislava	20 Jun 90
EGY	49.74	Ahmed Abdel Halim Ghanem	Al-Qâhira	12 Aug 85	MKD	55.11	Branko Ilievski	Zagreb	5 Jun 80
ERI	71.42	Ghebriel Tewelde	Vichy	5 May 12	MLI	49.13	Ibrahim Maïga	Dakar	28 Apr 07
ESA	49.96	Pablo Ibáñez	Barranquilla	31 Jul 18	MLT	55.53	Daniel Saliba	Marsa	1 Apr 17
ESP	48.87	Sergio Fernández	Río de Janeiro	16 Aug 16	MNE	54.17	Milan Vuković	Beograd	28 Jun 98
EST	48.11	Rasmus Mägi	Tokyo	3 Aug 21	MNT	65.44	Gavin Gerald	Pomona	25 Mar 06
ETH	51.26	Aschalew Tesfaye	Annaba	1 Sep 88	MON	56.81	José Manuel Gastaud	Tourrettes	22 Jun 19
FIJ	51.67	Jovesa Naivalu	Santa Rita	9 Jun 99	MOZ	49.02	Kurt Couto	Praha	11 Jun 12
FIN	49.04	Oskari Mörö	Río de Janeiro	15 Aug 16	MRI*	49.94	Gilbert Hashan	Atlanta	29 Jul 96
FRA	47.37	Stéphane Diagana	Lausanne	5 Jul 95	MYA	52.07	Htay Win	Manila	2 Dec 91
FSM	57.36	Ronny Ifamilik	Kolonia	23 Jul 02	NAM	49.05	Willie Smith	Roodepoort	16 Mar 01
GAB	55.32	Daniel Ololo	Alger	22 Jul 78		49.05	Willie Smith	Germiston	5 Apr 02
GAM	54.66	Demba Sanyang	Madrid	5 Sep 20	NCA	54.74	Lenín Vanegas	Cd. de Panamá	19 Apr 10
GBR	47.82	Kriss Akabusi	Barcelona	6 Aug 92	NED	48.44	Harry Schulting	Cd. de México	12 Sep 79
GBS	50.68	Eivaldo Monteiro	Lisboa	20 Jun 98	NEP	53.23	Asha Ram Chaudhari	Dhaka	25 Dec 93
GEO	51.40	Arkadiy Bronnikov	Sochi	18 May 86	NFI	84.43	Kenny Christopher	Middlegate	11 Dec 01
GEQ	57.43	Juan Cabrera Nchama	Santa Cruz de Tenerife	29 Apr 17	NGR	48.42	Ezekiel Nathaniel	Lubbock	15 May 22
GER	47.48	Harald Schmid	Athína	8 Sep 82	NIG	52.33	Nasser Dan Matta	Niamey	13 Dec 05
GHA	50.40	Keith Nkrumah	Greensboro	5 May 12	NMI	59.70	Shane Ogumoro	Kolonia	22 Jul 02
GIB	55.69	Oscar Heaney Brufal	London (Brl)	14 Apr 18	NOR	45.94	Karsten Warholm	Tokyo	3 Aug 21
GRE	47.82	Periklís Iakovákis	Osaka	6 May 06	NRU	67.0	A-I Temaki	Bairiki	16 Jun 07
GRN	49.51	Shane Charles	Eugene	14 May 06	NZL	49.33	Cameron French	Canberra	26 Jan 18
GUA	50.16	Allan Ayala	Cd. de Guatemala	13 Jun 09	OMA	51.54	Abdullah Said Al-Haidi	Aleppo	20 Sep 10
GUI	50.81	Alpha Amadou Sy Savané	Atlanta	23 May 98	PAK	49.90	Muhammad Amin	Hiroshima	11 Oct 94
GUM	56.25	Kenneth Karosich	Tumon	17 May 08	PAN	47.84	Bayano Kamani	Helsinki	7 Aug 05
GUY	49.95	Paul Tucker	La Chaux-de-Fonds	13 Aug 00	PAR	52.78	Francisco Rojas Soto	Cd. de México	13 Oct 75
HAI	49.99	Alié Beauvais	Princeton	17 May 09	PER	52.20	Mauro Mina	Santiago/CHI	1 Nov 92
HKG	50.88	Chan Ka Chun	Norwalk	16 Apr 16	PHI	48.98	Eric Cray	Madrid	23 Jun 16
HON	51.77	Jonnie Eduardo Lowe	Managua	6 Mar 06	PLE	55.38	Maher Helou	Latakia	27 Sep 93
HUN	48.45	Dusán Kovács	Athína	3 Aug 97	PLW	60.76	Christopher Kenty	Yona	14 Dec 07
INA	50.81	Edwin Binsar Halomoan	New Clark City	10 Dec 19	PNG	50.37	Mowen Boino	Melbourne	21 Mar 06
IND	48.80	Ayyasamy Dharun	Patiala	16 Mar 19	POL	48.12	Marek Plawgo	Osaka	28 Aug 07
IRI	49.33	Mahdi Pirjahan	Lucknow	28 Aug 19	POR	48.77	Pedro Rodrigues	Helsinki	10 Aug 94
	49.33	Mahdi Pirjahan	Tehran	2 Oct 20		48.77	Carlos Silva	Zürich	11 Aug 99
IRL	47.97	Thomas Barr	Río de Janeiro	18 Aug 16	PRK	53.30	Choi Chang Sun	Sofia	2 Jun 85
IRQ	49.95	Talib Faizal Al-Saffar	Sofia	22 Aug 77	PUR	47.72	Javier Culson	Ponce	8 May 10
ISL	51.17	Björgvin Víkingsson	Rehlingen	24 May 08	PYF	50.90	Robert Tupuhoé	Pirae	11 Apr 87
ISR	49.87	Aleksey Bazarov	Koblenz	11 Sep 91	QAT	46.98	Abderahmane Samba	Paris	30 Jun 18
ISV	49.83	Leslie Murray	Fayetteville	11 Jun 09	ROU	49.22	Alejandro Argudin	Antananarivo	4 Sep 97
ITA	47.54	Fabrizio Mori	Edmonton	10 Aug 01	RSA	47.66	LJ van Zyl	Pretoria	25 Feb 11
IVB	47.08	Kyron McMaster	Tokyo	3 Aug 21		47.66	LJ van Zyl	Ostrava	31 May 11
JAM	47.60	Winthrop Graham	Zürich	4 Aug 93	RUS	48.05	Denis Kudryavtsev	Beijing	25 Aug 15
JOR	53.62	Hassan Abou Najem	Latakia	27 Sep 93	RWA	54.36	Faustin Butéra	Los Angeles	3 Aug 84
JPN	47.89	Dai Tamesue	Edmonton	10 Aug 01	SAM	54.46	Kuripitone Betham	Christchurch	14 Dec 02
KAZ	48.46	Yevgeniy Meleshenko	Beijing	31 Aug 01	SEN	47.23	Amadou Dia Bâ	Seoul	25 Sep 88
KEN	47.78	Boniface Mucheru	Río de Janeiro	18 Aug 16	SEY	49.82	Ned Azemia	El Dorado	19 May 18
KGZ	51.32	Aleksey Pogorelyov	Almaty	4 Jul 08	SGP	51.19	Calvin Quek Jun Jie	Hanoi	17 May 22
KIR	59.21	Beteru Ateri	Apia	5 Sep 07	SKN	50.95	Jahnaza Francis	Allendale	29 May 21
KOR	49.80	Hwang Hong-Chul	Seoul	10 Jun 90	SLE	52.18	Benjamin Grant	Birmingham	31 May 92
KOS	58.0	Agron Muçaku	Mitrovicë	6 Jul 86	SLO	49.11	Rok Kopitar	Maribor	3 Jun 80
KSA	47.53	Hadi Al-Somaily	Sydney	27 Sep 00	SMR	52.32	Andrea Ercolani Volta	Forli	15 May 22
KUW	49.13	Bader Aman Abdulrahman	Hyderabad	18 May 02	SOL	60.97	Frazer Kokomana	Apia	8 Sep 83
LAO	55.22	Kingkeo Inthavong	Bangkok	5 May 18	SOM	59.75	Mahdi Ibrahim Ali	Bellinzona	21 Sep 19
LAT	49.60	Viktors Lācis	Eugene	1 Jun 01	SRB	48.05	Emir Bekrić	Moskva	15 Aug 13
LBA	50.21	Hamza Deyaf	Pescara	3 Jul 09	SRI	49.44	Harijan Ratnayake	Jakarta	31 Aug 00
LBN	51.72	Marc Anthony Ibrahim	Beyrouth	21 May 22	SSD	54.08	Joseph Akoon	Maebashi	26 Jul 20
LBR	49.55	O'Neil Wright	Atlanta	14 May 05	STP	53.69	Arlindo Pinheiro	Lisboa	21 Jul 01
LCA	52.45	Alva Henry	Kearney	6 May 18	SUD	49.82	Mohamed Adam Shoaib	Castellón	4 Jul 17
LES	54.65	Relebohile Mosito	Durban	20 Mar 10	SUI	48.13	Marcel Schelbert	Sevilla	27 Aug 99
LIE	57.94	Kurt Wachter	Sargans	8 Jun 85	SVK	48.94	Jozef Kucej	Praha	21 Jun 89
LTU	50.39	Silvestras Guogis	Jessheim	21 Jul 12	SWE	47.98	Sven Nylander	Atlanta	1 Aug 96
LUX	50.94	Jacques Frisch	Chambéry	30 Jun 13	SWZ	57.04	Cedusizi Vilakati	Manzini	18 May 19
MAC	55.76	Xu Xin	Macau	22 May 22	SYR	48.87	Zeid Abou Hamed	Sydney	20 Feb 99
MAD	49.53	Yvon Rakotoarimiandry	Ottawa	23 Jul 01	TAN	51.20	Morris Okinda	Al-Qâhira	12 Aug 85
MAR	48.96	Mustapha Sdad	Edmonton	7 Aug 01	TGA	52.02	Paea Kokohu	Sacramento	5 May 96
MAS	51.28	Shahadan Jamaluddin	Manila	29 Nov 05	THA	49.76	Chanond Keanchan	Chiangmai	12 Dec 95
MAW	55.5	Michael Lewis	Lusaka	70	TJK	48.98	Nikolay Ilchenko	Tashkent	18 Sep 86
MDA	48.61	Vadim Zadoynov	Split	29 Aug 90	TKM	51.89	Oleg Podmaryov	Tashkent	18 Sep 86
MEX	49.32	Fernando Vega	Napoli	11 Jul 19	TKS	59.20	Angelo Garland	Spanish Town	4 Feb 12

COUNTRY	MARK	NAME	VENUE	DATE	COUNTRY	MARK	NAME	VENUE	DATE
TOG	53.27	Lankantien Lamboni	Bamako	18 May 13	CAY‡	2.19	Omar Wright	El Paso	13 May 06
TPE	48.63	Chen Tien-Wen	Beijing	31 Aug 01	CGO	2.14	Henri Elendé	Châtelleraut	6 Sep 64
TTO	47.69	Jehue Gordon	Moskva	15 Aug 13		2.14	Jean-Claude Silao	Dakar	1 Jun 97
TUN	49.13	Ziad Azizi	Tarragona	29 Jun 18	CHA	2.17	Mahamat Idriss	N'Djamena	10 Apr 66
TUR	47.81	Yasmani Copello	Berlin	9 Aug 18		2.17	Paul Ngadjadoum	N'Djamena	29 Mar 93
	47.81	Yasmani Copello	Tokyo	3 Aug 21		2.17	Mathias Ngadjadoum	N'Djamena	7 Apr 96
UAE	49.66	Hassan Ali Obaid Shirook	Qatif	30 Apr 09	CHI	2.22	Felipe Apablaza	Cochabamba	3 Jun 01
	49.66	Hassan Ali Obaid Shirook	Zeulenroda	26 Jul 09	CHN	2.39	Zhu Jianhua	Eberstadt	10 Jun 84
UGA	47.82	John Akii-Bua	München	2 Sep 72	CIV	2.08	Moustapha N'Dir	Dakar	28 May 70
UKR	48.06	Oleg Tverdokhle	Helsinki	10 Aug 94		2.08	Kouami N'Dri	Abidjan	5 May 79
URU	48.65	Andrés Silva	São Paulo	2 Aug 14	CMR	2.28	Fernand Djoumési Temfack	Bühl	19 Jun 14
USA	46.17	Rai Benjamin	Tokyo	3 Aug 21	COD	2.16	Dieudonné Opata	Pamplona	18 Jul 98
UZB	48.78	Aleksandr Kharlov	Moskva	20 Jun 83	COK	1.89	Turuariki George Baxter	Nikao	25 Sep 09
VAN	52.94	David Benjimen	Apia	21 Jun 11	COL	2.33	Gilmar Mayo	Pereira	17 Oct 94
VEN	49.18	Antonio Smith	Caracas	14 Jul 91	COM	1.85	Mouhoussouine Soudjay	Gagny	23 May 15
VIE	50.05	Quach Cong Lich	Kuala Lumpur	22 Aug 17	CPV	2.05	Stephane Varela	Lisboa	11 Jan 14
VIN	51.70	Fitz-Allen Crick	Bloomington	19 Jul 03	CRC	2.15	Henry Linton	San José/CRC	9 May 09
YEM	53.34	Nasim Ahmed Mansour	Manama	16 Apr 16	CRO‡	2.28	Novica Čanović	Split	6 Jul 85
ZAM	47.10	Samuel Matete	Zürich	7 Aug 91	CUB	2.45	Javier Sotomayor	Salamanca	27 Jul 93
ZIM	48.05	Ken Harnden	Paris	29 Jul 98	CYP	2.35	Kyriacos Ioannou	Osaka	29 Aug 07
					CZE‡	2.36	Ján Zvara	Praha	23 Aug 87
						2.36	Jaroslav Bába	Roma	8 Jul 05
					DEN	2.28	Janick Klausen	Essen	20 Jun 19
					DJI	1.80	Mahamoud Hassan	Djibouti	11 Apr 01
						1.80	Bachir Abdi	Djibouti	11 Apr 02
					DMA	2.25	Brendan Williams	La Habana	17 Mar 12
						2.25	Brendan Williams	Port-of-Spain	24 Jun 12
					DOM	2.28	Julio Luciano	Santo Domingo	31 May 97
					ECU	2.30	Diego Ferrín	Guadalajara	27 Oct 11
					EGY	2.25	Karim Samir Lotfy	Eberstadt	28 Jun 08
					ERI	1.85	Tesfay Teclé	Asmara	1 Jun 99
						1.85	Idris Mohammed	Asmara	1 Jun 99
					ESA	2.11	Marlon Colorado	Barquisimeto	29 Jul 11
					ESP	2.34	Arturo Ortíz	Barcelona	22 Jun 91
					EST	2.30	Marko Turban	Rakvere	5 Jun 96
					ETH	2.10	Dipi Lem	Addis Ababa	12 May 19
						2.10	Dipi Lem	Rabat	30 Aug 19
						2.10	Dipi Lem	Asella	7 Mar 22
					FIJ	2.09	Antonio Rahiman	Suva	5 Apr 03
						2.09	Kaiwalu Malakai	Suva	8 Jul 16
					FIN‡	2.31	Mika Polku	Viitasaari	22 Jul 00
						2.31	Toni Huikuri	Bratislava	11 Jun 02
					FRA‡	2.34	Mickaël Hanany	El Paso	22 Mar 14
					FSM	1.78	Richard Falan	Abay	23 Jul 01
					GAB	2.14	Hilaire Onwanlélé	Libreville	6 Apr 90
					GAM	2.18	Sheikh Tidiane Faye	Banjul	Nov 74
					GBR‡	2.37	Steve Smith	Seoul	20 Sep 92
						2.37	Steve Smith	Stuttgart	22 Aug 93
						2.37	Robbie Grabarz	Lausanne	23 Aug 12
					GBS‡	1.96	Danilo Pereira	Vendas Novas	23 May 08
					GEO	2.26	Zureb Gogochuri	Tbilisi	16 Jun 12
					GEQ	1.95	Luis Dyangani Oko	Las Palmas	5 May 07
						1.95	Luis Dyangani Oko	Elche	12 May 07
					GER‡	2.37	Carlo Thränhardt	Rieti	2 Sep 84
					GHA	2.24	Awuku Boateng	Kitchener	8 Aug 96
					GIB	1.82	Antonio Segovia	Gibraltar	16 Jul 83
					GRE	2.36	Lábros Papakóstas	Athína	21 Jun 92
					GRN	2.21	Paul Caraballo	Des Moines	26 Apr 97
					GUA	2.12	Ken Franzúa	Cd. de Guatemala	14 Jul 18
					GUI	1.96	Mohamed Nabé	Sarcelles	26 May 19
					GUM	1.87	Brian Leon Guerrero	Tumon	25 May 78
					GUY	2.17	Robert Bynoe	George Town	17 Apr 95
					HAI	2.22	Huguens Jean	Sacramento	14 Jun 03
					HKG	2.23	Mark Chenn	Provo	11 Apr 98
					HON	2.00	Tulio Ernesto Quiroz	Tegucigalpa	13 Apr 02
						2.00	Tulio Ernesto Quiroz	San Antonio	11 Aug 02
					HUN	2.28	László Boros	Debrecen	6 Jul 05
					INA	2.15	Andre Dermawan	Pekanbaru	13 Sep 12
						2.15	Rizky Ghusyafa Pratama	Kuala Lumpur	26 Aug 17
					IND	2.29	Tejaswin Shankar	Lubbock	27 Apr 18

Note (*)

MRI 49.72 Jeremy Cotte Réduit 28 May 22 – actually 400m flat

High Jump

AFG	1.90	Abdoul Skour	Kaboul	73
AIA	2.00	Theron Niles	Basseterre	6 Jul 14
ALB	2.11	Muhamet Abazi	Tiranë	6 Jul 88
ALG	2.34	Abderrahmane Hammad	Alger	14 Jul 00
AND	2.14	Estéve Martín	Barcelona	26 Jun 96
ANG	2.10	Orlando Bonifácio	Luanda	9 May 82
ANT	2.27	James Grayman	Pergine Valsugana	7 Jul 07
ARG	2.25	Fernando Pastoriza	Cd. de México	23 Jul 88
	2.25	Erasmus Jara	Rosário	11 May 02
	2.25	Carlos Layoy	Cochabamba	6 Jun 18
ARM	2.16	Karen Ardarian	Yerevan	14 Jul 84
	2.16	Gerasim Hayrapetian	Yerevan	15 Jun 85
	2.16	Edik Mesropian	Yerevan	15 Oct 85
ARU	2.10	Pierre de Windt	Breda	24 Sep 06
ASA	1.89	Aaron Victorian	San Jose	12 Feb 10
AUS	2.36	Timothy Forsyth	Melbourne	2 Mar 97
	2.36	Brandon Starc	Eberstadt	26 Aug 18
AUT	2.28	Markus Einberger	Schwechat	18 May 86
AZE	2.37	Valeriy Sereda	Rieti	2 Sep 84
BAH	2.38	Troy Kemp	Nice	12 Jul 95
BAN	2.16	Mahfuzur Rahman	Kathmandu	3 Dec 19
BAR	2.25	Henderson Dottin	El Paso	12 Apr 08
BDI	2.05	Jérôme Rutayisiré	Gauvain	17 Aug 86
BEL	2.36	Eddy Annys	Gent	26 May 85
BEN	2.12	Romain Akpo	Abuja	10 Sep 10
BER	2.36	Clarence Saunders	Auckland	1 Feb 90
BHU	1.88	Mipham Yoezer Gurung	Thimphu	20 Jul 19
BIH	2.31	Elvir Krehmić	Zagreb	7 Jul 98
BIZ	2.03	Joel Wade	Belize City	17 Aug 97
BLR‡	2.37	Maksim Nedasekau	Székesfehérvár	6 Jul 21
	2.37	Maksim Nedasekau	Tokyo	1 Aug 21
BOL	2.10	Claudio Pinto	La Paz	12 Nov 89
BOT	2.34	Kabelo Kgosiemang	Addis Ababa	4 May 08
BRA	2.32	Jessé Farias de Lima	Lausanne	2 Sep 08
BRN	2.19	Salem Nasser Bakheet	Busan	10 Oct 02
	2.19	Salem Nasser Bakheet	Doha	9 Dec 06
BRU	2.04	Demingo Kapal	B. S. Begawan	7 Jun 92
BUL	2.36	Georgi Dakov	Bruxelles	10 Aug 90
BUR	2.22	Boubacar Séré	Bambous	13 Aug 06
	2.22	Boubacar Séré	Celle Ligure	27 Jun 07
CAF	2.06	Fidèle Bakamba	Ile-Ife	3 Apr 77
CAM	2.03	Sin Sitha	Aachen	5 Aug 72
CAN	2.40	Derek Drouin	Des Moines	25 Apr 14

COUNTRY	MARK	NAME	VENUE	DATE	COUNTRY	MARK	NAME	VENUE	DATE
IRI‡	2.26	Keyvan Ghanbarzadeh	Shiraz	21 Apr 12	NRU	1.85	Jonah Harris	Abay	18 Jul 18
	2.26	Keyvan Ghanbarzadeh	Bangkok	22 Jun 15	NZL‡	2.31	Hamish Kerr	Wellington	20 Feb 21
	2.26	Keyvan Ghanbarzadeh	Pathum Thani	25 Jun 15	OMA	2.07	Fatiq Abdul Ghafoor	Amman	8 Jul 18
IRL	2.30	Adrian O'Dwyer	Alger	24 Jun 04	PAK	2.09	Sheroz Khan	Lahore	27/28 Apr 22
IRQ	2.20	Hussein Falah H. Al-Ibrahimi	Sulaymaniyah	19 Sep 19	PAN	2.22	Alexander R. Bowen	Managua	22 Jun 19
ISL‡	2.25	Einar Karl Hjartarson	San Marino	2 Jun 01	PAR	2.06	Humberto Sarubbi	Athína	19 Jul 86
ISR	2.36	Konstantin Matusevich	Perth	5 Feb 00		2.06	Humberto Sarubbi	Quito	16 Sep 86
ISV	2.03	Patrick Moore	San Juan	24 Jun 84		2.06	Germán Hüttemann	Asunción	27 Oct 01
ITA	2.39	Gianmarco Tamberi	Monaco	15 Jul 16	PER	2.31	Arturo Chávez	Cd. de México	11 Jun 16
IVB‡	2.13	Karl Scatliffe	Road Town	1 Jul 90	PHI	2.17	Sean Guevara	Manila	15 Apr 05
	2.13	Raymond Solomon	Coamo	14 Jul 91	PLE	2.00	Omran Hafzi Mahmoud	Al-Kuwait	85
JAM	2.34	Germaine Mason	Santo Domingo	9 Aug 03	PLW	1.82	Donovan Helvey	Koror	25 Apr 03
JOR	2.22	Fakhredin Fouad	Amman	4 Jul 91	PNG	2.06	Hapo Maliaki	Port Moresby	29 Sep 96
JPN‡	2.33	Naoyuki Daigo	Kobe	2 Jul 06		2.06	Sandy Katusele	Suva	10 Jul 03
KAZ	2.36	Sergey Zasimovich	Tashkent	5 May 84	POL	2.38	Artur Partyka	Eberstadt	18 Aug 96
KEN	2.30	Mathew Sawe	Nairobi	6 Jun 18	POR‡	2.25	Victor Korst	Lisboa	27 Jun 20
	2.30	Mathew Sawe	Asaba	3 Aug 18	PRK	2.18	Kim Gwang Su	Pyongyang	25 Oct 94
KGZ	2.41	Igor Paklin	Kobe	4 Sep 85	PUR	2.29	David Smith	Auburn	23 Apr 16
KIR	2.00	Lataisi Mwea	Gold Coast	6 Oct 19		2.29	Luis Castro	Sinn	28 May 16
KOR‡	2.35	Woo Sang-Hyuk	Tokyo	1 Aug 21	PYF	2.15	Pierre Léontieff-Téahu	Vittel	17 Jun 73
KOS	2.00	Erudit Rysha	Elbasan	20 May 21	QAT	2.43	Mutaz Essa Barshim	Bruxelles	5 Sep 14
KSA	2.21	Jamal Fakhri Al-Qasim	Lublin	8 Jul 06	ROU	2.40	Sorin Matei	Bratislava	20 Jun 90
	2.21	Hashim Issa Al-Oqabi	Amman	25 Jul 07	RSA	2.38	Jacques Freitag	Oudtshoorn	5 Mar 05
	2.21	Nawaf Ahmed Al-Yami	Salzburg	15 Jun 13	RUS‡*	2.40	Vyacheslav Voronin	London	5 Aug 00
KUW	2.20	Salem Sayar Ibr. Al-Enazy	Al-Kuwait	15 May 04	RWA	2.01	Ian Kagame	Williamstown	20 Apr 19
	2.20	Salem Sayar Ibr. Al-Enazy	Al-Qâhira	24 Nov 07	SAM	2.09	Nathan Sua'mene	Hamilton	28 Feb 99
LAO	1.90	Phougern Inthara	Vientiane	07	SEN	2.26	Moussa Sagna Fall	Paris	9 Jul 82
LAT	2.30	Normunds Sietiņš	Nurmijärvi	20 Jul 92	SEY	2.20	Eugène Ernesta	Alger	14 Jul 00
LBA	2.03	Fethi Abdulmounem Aboud	Amman	27 Aug 08		2.20	William Woodcock	Victoria/SEY	13 Jun 10
LBN	2.27	Jean-Claude Rabbath	Beyrouth	23 Apr 04		2.20	William Woodcock	New Delhi	9 Oct 10
	2.27	Jean-Claude Rabbath	Bucureşti	12 Jun 04	SGP	2.22	Wong Yew Tong	Chiangmai	14 Dec 95
LBR	2.14	Jah Bennett	Fresno	28 Apr 07	SKN	2.28	Jermaine Francis	Barranquilla	1 Aug 18
LCA	2.31	Darwin Edwards	Daegu	30 Aug 11	SLE	2.07	Quintin Saliyah Konteh	Freetown	24 Dec 99
LES	1.95	Potse Potse	Mbabane	5 Apr 85	SLO	2.32	Rožle Prezelj	Maribor	17 Jun 12
LIE	2.08	Christian Gloor	Meilen	17 Jun 01	SMR	2.27	Eugenio Rossi	Caprino Veronese	28 Jun 15
LTU	2.34	Rolandas Verkys	Warszawa	16 Jun 91	SOL	1.90	Toswell Tahisu	Honiara	72
LUX	2.22	Raymond Conzemius	Dudelange	3 Sep 95	SOM	2.05	Abdulle Noor Wasughe	Mogadiscio	Jul 72
MAC	2.08	Wong Chi Wai	Taoyuan	19 May 16		2.05	Ali Mohamed Mudey	Mogadiscio	18 Nov 77
MAD	2.14	Riri Josveh Tonganirina	Antananarivo	15 Aug 07	SRB	2.38	Dragutin Topić	Beograd	1 Aug 93
MAR	2.19	Marouane Kacimi	Salé	28 Jul 19	SRI	2.30	Ushan Thiwanka Perera	Canyon	8 May 21
MAS	2.30	Nauraj Singh Randhawa	Singapore	27 Apr 17	SSD‡	1.96	Makuac Leet	Warrensburg	4 May 19
MAW	2.10	Wanangwa Mkandawire	Birmingham	24 Jun 06	STP‡	2.01	Hedson Trindade	Leiria	18 Jul 10
MDA	2.25	Radu Tucan	Chişinău	30 May 08	SUD‡	2.28	Ali Mohamed Younes Idriss	Namur	27 May 15
	2.25	Andrei Miticov	Tiraspol	28 May 16	SUI	2.33	Loïc Gasch	Lausanne	8 May 21
MDV	1.85	Ahmed Zabeer	Malé	3 Oct 09	SUR	2.05	Tichani Saké	Paramaribo	8 Feb 20
MEX	2.31	Edgar Rivera	Šamorin	2 Jun 21	SVK	2.34	Róbert Ruffíni	Praha	3 Jul 88
MGL	2.08	Demberelsaichan Altansuch	Ulan Bator	30 Jun 87	SWE	2.42	Patrik Sjöberg	Stockholm	30 Jun 87
MHL	1.72	Todd Surber	Mangilao	1 Apr 94	SWZ	2.02	Msebe Malinga	Adelaide	26 Feb 99
MKD	2.10	Redzhep Selman	Plovdiv	5 Jul 03	SYR	2.36	Majed Ghazal El Dein	Beijing	18 May 16
MLI	2.25	Abdoulaye Diarra	Tourcoing	24 May 15	TAN	2.00	Masud Tawakali	Dar-es-Salaam	24 Sep 78
MLT	1.90	Cassar Torreggiani	Marsa	24 Jun 17	TGA	2.06	Mosese Foliaki	Apia	16 Jul 19
MNE‡	2.05	Ljubiša Marović	Titove Užice	24 Sep 86	THA	2.26	Pramote Poom-Urai	Kanchanaburi	11 May 12
MNT	2.03	Gavin Lee		17 Apr 02	TJK	2.31	Oleg Palashevskiy	Bryansk	12 Aug 90
MON	1.95	Yvan Ornella	Nice	2 May 90	TKM	2.20	Nikolay Stolyarov	Almaty	19 May 96
MOZ	2.00	Chambárson Chambal	Potchefstroom	19 Feb 11	TKS	2.20	Domanique Missick	Providenciales	6 Aug 12
	2.00	Chambárson Chambal	Maputo	15 Sep 11	TOG	2.05	Komlan Amégan	Douala	4 Apr 81
MRI	2.28	Khemraj Naiko	Dakar	27 May 96	TPE	2.29	Hsiang Chun-Hsien	Kaohsiung	21 Oct 15
MTN	1.90	Nama Diarra	Nouakchott	7 Aug 69	TTO	2.17	Kareem Roberts	Port-of-Spain	25 Jun 17
MYA	2.03	Htin Linn	Singapore	28 Apr 16	TUN	2.15	Belhassen Chikhaoui	Aubervilliers	12 Jul 95
NAM	2.18	Max Schäfer	Bloemfontein	16 Apr 88	TUR	2.30	Alperen Acet	Cluj-Napoca	3 Jun 18
NCA	1.98	Francisco Garth	Managua	10 Dec 17	TUV	1.90	Kaitu Kaitu	Suva	21 Apr 18
NED‡	2.30	Wilbert Pennings	Eberstadt	7 Aug 99	UAE	2.16	Abdullah M. Abbas Derouiche	Doha	8 Dec 05
NEP	1.98	Surya Khatri	Kathmandu	12 Jul 15		2.16	Sayed Abbas Al-Alaoui	Illawa	29 Jun 12
NFI	1.83	Daniel Griffiths	Cairns	28 Jun 12		2.16	Sayed Abbas Al-Alaoui	Doha	10 Apr 13
NGR‡	2.27	Anthony Idiata	Rhódos	9 Sep 98	UGA	2.12	David Okot	Nairobi	16 Jul 11
	2.27	Anthony Idiata	Johannesburg	18 Sep 99	UKR	2.42	Bogdan Bondarenko	New York	14 Jun 14
NIG	2.08	Abdou Mahmane Sani	Cotonou	16 May 04	URU	2.14	Elbio Pelloni	Americana	24 Apr 88
NMI	1.95	Jeremy Winkfield	Susupe	7 May 05	USA‡	2.40	Charles Austin	Zürich	7 Aug 91
NOR‡	2.36	Steinar Hoen	Oslo	1 Jul 97	UZB	2.32	Gennadiy Belkov	Tashkent	29 May 82

COUNTRY	MARK	NAME	VENUE	DATE	COUNTRY	MARK	NAME	VENUE	DATE
VAN	2.00	Edouard Robsen	Avarua	2 Aug 85	BEL	5.81	Ben Broeders	Leuven	21 Aug 21
VEN	2.31	Eure Yáñez	Asunción	23 Jun 17	BEN	3.50	John Godonou-Dossou	Dakar	30 Jun 57
VIE	2.25	Nguyen Duy Bang	Singapore	28 Sep 04	BER‡	3.86	Brooke Onley	Tuscaloosa	15 May 87
VIN	2.09	Zimbert Bramble	Pittsburg	11 Apr 15	BIH	4.80	Borivoje Bošnjak	Sarajevo	30 Jun 74
YEM	1.95	Abdel Allah Mahmoud	Aden	76		4.80	Miroslav Šutvić	Split	28 Apr 80
ZAM	2.15	Shaddywe Melu	Spokane	9 Apr 16		4.80	Željko Vučković	Stara Zagora	3 Aug 85
ZIM‡	2.22	Kudakwashe Chadenga Abilene		19 Mar 22	BIZ	3.20	Joel Wade San	Salvador	21 Jan 94
	2.22	Kudakwashe Chadenga Hutchinson		20 May 22	BLR	6.00	Dmitriy Markov	North Shore City	20 Feb 98
<i>Superior (or identical) indoor bests not ratified by federation as outright records (‡)</i>									
BLR	2.37	Dzmitriy Nabokau	Toruń	6 Mar 21	BOL	3.90	Daniel Araújo	Cochabamba	24 Aug 86
CAY	2.19	Louis Gordon	Boston	22 Feb 20	BOT	3.93	Calvin Dikomane	Salon-de-Provence	2 Jul 14
CRO	2.28	Novica Canovic	Thessaloniki	25 Feb 86	BRA	6.03	Thiago Braz	Río de Janeiro	15 Aug 16
CZE	2.37	Jaroslav Bába	Arnstadt	5 Feb 05	BRN	4.45	Ibrahim Jassim Hussein	Manama	16 Apr 95
FIN	2.33	Osku Torro	Tampere	5 Feb 11	BRU	4.70	Demingo Kapal	Singapore	3 Sep 95
FRA	2.35	Jean-Charles Gicquel	Paris	13 Mar 94	BUL	5.82	Spas Bukhalov	Sofia	2 Jun 07
GBR	2.38	Steve Smith	Wuppertal	4 Feb 94	BUR	3.85	Alassane Néya	Ouagadougou	2 May 93
GBS	1.96	Danilo Pereira	Alpiarça	2 Feb 08	CAF	3.80	Mickaël Conjungo	Noisy-le-Grand	30 Apr 89
GER	2.42	Carlo Thränhardt	Berlin	26 Feb 88	CAM	3.90	Peou Chin	Phnom Penh	18 Jul 68
IRI	2.26	Keyvan Ghanbarzadeh	Ashkhabad	20 Sep 17	CAN‡	5.93	Shawn Barber	London	25 Jul 15
ISL	2.28	Einar Karl Hjartarson	Reykjavík	18 Feb 01	CAY	3.00	Maleek Powell	George Town	27 Feb 21
IVB	2.16	Sam Noel	Lexington	31 Jan 98	CGO	4.25	Jean-Prosper Tsondzabéka	Tunis	14 Jun 69
JPN	2.35	Naoto Tobe	Karlsruhe	2 Feb 19	CHA	3.80	Hubert Djimtoloum	Brazzaville	63
KOR	2.36	Woo Sang-Hyuk	Hustopeče	5 Feb 22	CHI	5.50	Thomas Riether	Tallahassee	28 May 92
MNE	2.08	Darko Pešić	Beograd	6 Feb 21	CHN	5.82	Xue Changrui	London	8 Aug 17
NED	2.31	Wilbert Pennings	Siegen	9 Feb 02	CIV‡	5.35	Rashid Coulibaly	Austin	26 May 17
NGR	2.32	Anthony Idiata	Pátra	15 Feb 00	CMR	4.60	David W. Nzodom Djozing	Tourcoing	4 Oct 15
NOR	2.36	Steinar Hoen	Balingen	12 Feb 94	COD	4.35	Florent Lomba Bilisi	Rédouit	1 Mar 15
	2.36	Steinar Hoen	Berlin	3 Mar 95	COK	3.10	Akanoa William	Nouméa	18 Dec 87
NZL	2.31	Hamish Kerr	Beograd	20 Mar 22	COL	5.41	José Nieto	Abilene	19 Mar 22
POR	2.28	Paulo Conceição	Luxembourg	1 Feb 20	COM	2.50	Attoumane Abdoul-Had	L'Étang-Salé	5 May 19
RUS	2.40	Ivan Ukhov	Piräus	25 Feb 09	CPV	4.70	José Rosa	Guimáraes	2 Jul 11
	2.40	Aleksey Dmitrik	Arnstadt	8 Feb 14	CRC	5.20	Róger Borbón	San Antonio	11 Jul 98
SSD	2.01	Makuac Leet	Maryville	8 Dec 18	CRO‡	5.71	Ivan Horvat	Zagreb	29 Jul 18
STP	2.01	Hedson Trindade	Pombal	31 Jan 10	CUB	5.90	Lazaro Borges	Daegu	29 Aug 11
SUD	2.28	Ali Mohamed Younes Idriss	Bordeaux	23 Feb 14	CYP‡	5.56	Fotis Stephani	Minsk	9 Jun 00
USA	2.40	Hollis Conway	Sevilla	10 Mar 91	CZE	5.83	Jan Kudlička	Praha	22 Jun 16
ZIM	2.22	Kudakwashe Chadenga Lubbock		12 Feb 22	DEN	5.75	Piotr Buciariski	Fort-de-France	27 Apr 02

Notes (*)

GUM 1.90 Raffy Cartaciano Tumon 7 May 02 – from USA

RUS 2.40 Danil Lysenko Monaco 20 Jul 18 – subsequently annulled for doping violation

Pole Vault

AFG‡	3.72	Said Gilani	Bremen	29 May 14	ESA	5.35	Natán Armando Rivera	Austin	28 Mar 19
AIA	3.21	Andre Samuel	Cobleskill	27 Apr 02	ESP	5.81	Montxu Miranda	Barcelona	2 Sep 00
ALB	5.40	Sazan Fisheku	Athína	7 Jul 91	EST	5.86	Valeri Bukrejev	Somero	3 Jul 94
ALG	5.50	Hichem Cherabi	Zweibrücken	14 Jun 15	ETH	4.50	Mezegebu Birara	Addis Ababa	4 Feb 18
AND	4.95	Miguel Vilchez	San Marino	1 Jun 17	FIJ	4.45	Joe Rodan	Manchester	28 Jul 02
ANG	4.05	José Francisco	Luanda	11 Jun 89	FIN	5.82	Jani Lehtonen	Kuortane	26 Jun 93
ANT	3.80	Calvin Greenaway	Newham	2 Jun 73	FRA	6.16i	Renaud Lavillenie	Donetsk	15 Feb 14
ARG	5.75	Germán Chiaraviglio	Toronto	21 Jul 15	FSM‡	3.85	Keitani Graham	Suva	10 Jul 03
ARM	4.61	Alik Bagdasaryan	Reims	23 Sep 20	GAB	4.50	Sylvain Lindzondzo	La Valbonne	8 Aug 81
ARU	3.30	Ericko Pieterella	Oranjestad	95	GAM	5.40	Lamin Krubally	Zweibrücken	19 Sep 20
ASA	5.41	Makisi Haleck	Norman	28 May 05	GBR	5.85	Harry Coppell	Manchester	4 Sep 20
AUS	6.06i	Steven Hooker	Boston	7 Feb 09	GBS‡	4.20	Émerson Évora	Lisboa	16 Jul 14
AUT‡	5.77	Hermann Fehringer	Linz	5 Jul 91	GEO	5.30	Sergey Ámosov	Kharkov	17 Jul 83
AZE	5.00	Aleksandr Zyatin	Kharkov	5 May 73	GEQ	2.20	Alfonso Ekwunezi Ikuga	Sabadell	30 Sep 07
	5.00	Aleksandr Zyatin	Baku	7 Sep 74	GER	6.01	Björn Otto	Aachen	5 Sep 12
BAH‡	4.89	Brent Vanderpool	Nassau	87	GHA‡	5.40	Jordan Yamoah	Pueblo	25 May 13
BAN	4.35	Humayun Kabir	Dhaka	29 Apr 06		5.40	Jordan Yamoah	San Angelo	9 Apr 16
BAR‡	3.95	Aaron Worrell	Claremont	19 Feb 22	GRE	5.91	Konstadinos Filippidis	Paris (St. Denis)	4 Jul 15
	3.95	Aaron Worrell	Irvine	2 Apr 22	GRN	4.92	Lindon Victor	Chula Vista	26 Apr 21
	3.95	Aaron Worrell	Allendale	27 May 22	GUA	5.20	Christiaan Higueros	Quéretaro	10 Apr 22
BDI	4.10	Pierre Ntibarashirwa	Bujumbura	9 Sep 79	GUI‡	5.00	Moussa Condé	Gulf Shores	27 May 17
	4.10	Venant Rwamahéké	Bujumbura	81	GUM	2.45	Jude Anthony Martinez	Shoreline	22 Mar 08
					GUY	4.11	Reginald Dash	Ponce	1 Apr 67
					HAI	4.70	Chandler Polyte	Macomb	12 Apr 14
					HKG	4.85	Cheung Pui Yin	Hongkong	22 May 21
					HON‡*	4.30	Miguel Negrete	Lewisburg	11 Apr 21

COUNTRY	MARK	NAME	VENUE	DATE	COUNTRY	MARK	NAME	VENUE	DATE
HUN	5.92	István Bagyula	Linz	5 Jul 91	PNG	4.20	Eric Momberger	Barcelona	6 Aug 92
INA	5.30	Idan Fauzan Richsa	Kuala Lumpur	24 Jul 18	POL	6.02	Piotr Lisek	Monaco	12 Jul 19
IND	5.30	Subramaniam Siva	Jalahalli	19 Sep 18	POR	5.71	Diogo Ferreira	Lisboa	17 Jun 17
IRI	5.36	Mohammed Mohsen Rabhani	Tehran	7 Aug 09	PRK	5.00	Han Il Hak	Sofia	2 Jun 90
IRL	5.36	Brian McGovern	Tempe	23 Mar 13		5.00	Ja Song Gil	Pyongyang	25 Jul 96
IRQ	5.45	Muntafer Faleh Abdelwahid	Al Najaf	15 Jun 19	PUR	5.65	Edgar Díaz	Abilene	14 May 98
ISL	5.31	Sigurdur Sigurdsson	Lage	31 May 84	PYF	5.13	Thibaut Cattiau	Pirae	4 Mar 89
ISR	5.93	Aleksandr Averbukh	Madrid	19 Jul 03	QAT	5.30	Ahmed Abdulkarim	Doha	2 Dec 98
ISV	5.22i	Brian Morrisette	Bloomington	4 Feb 84	ROU‡	5.50	Tiberiu Agoston	Pierre-Bénite	13 Jun 03
ITA	5.90	Giuseppe Gibilisco	Paris (St. Denis)	28 Aug 03		5.50	Tiberiu Agoston	Daegu	28 Aug 03
IVB‡	4.20	Paul Hewlett	Indianapolis	13 Aug 87	RSA	6.03	Okkert Brits	Köln	18 Aug 95
JAM	5.35	K'Don Samuels	Irapuato	6 Jul 12	RUS	6.05	Maksim Tarasov	Athína	16 Jun 99
JOR	4.91	Taher Salem Al-Zahoun	Irbid	20 Mar 10	RWA	4.10	Jean-Baptiste Biményimana	Bugesera	16 Nov 81
JPN	5.83	Daichi Sawano	Shizuoka	3 May 05	SAM	3.80	Iafeta Sua'mene	Christchurch	15 Mar 75
KAZ‡	5.92	Igor Potapovich	Dijon	13 Jun 92	SEN	5.21	Karim Sène	Fribourg	23 Aug 03
KEN	4.60	Kenneth Kirui	Nairobi	20 Jul 00	SEY	3.90	Donny Magnan	Harare	17 Sep 95
KGZ	5.23	Nikita Kirillov	Atlanta	19 Mar 11	SGP	5.01	Sean Lim Zi Qing	Singapore	16 Mar 14
KIR	2.10	Boitu Baiteke	Mata-Utu	4 Sep 13	SKN‡	4.25	Adolphus Jones	Nacogdoches	9 May 09
KOR	5.80	Jin Min-Sub	Sydney	1 Mar 20	SLE	3.60	Sam Sillah	Abingdon	19 Sep 09
KOS	3.10	Erdonit Raçaj	Bassano del Grappa	23 Sep 18		3.60	Sam Sillah	Abingdon	8 Jun 13
KSA‡	5.70	Hussein Assem Al-Hizam	Austin	26 Mar 21		3.60	Sam Sillah	Kingston-upon-Thames	6 Jul 13
KUW	5.26	Fahed Bader Al-Mershad	Al-Kuwait	17 May 11	SLO	5.70	Robert Renner	Beijing	22 Aug 15
LAO	4.00	Novome Ying Yong	Vientiane	12 Oct 09	SMR	4.50	Paolo Maiani	Imola	1 Jul 89
LAT	5.80	Aleksandrs Obizajevs	Bryansk	17 Jul 87	SOL	3.70	Leonard Nonifi	Nuku'alofa	26 Aug 89
LBA	3.70	Ali Magrowi	Tripoli	25 Jul 69	SOM‡	3.80	Abdi Fatah Ahmed	Wien	2 Jun 17
LBN	4.40	Mohamed Nasser	Izmir	15 Oct 71		3.80	Abdi Fatah Ahmed	Maria Enzersdorf	26 May 18
LBR	4.50	Jangy Addy	Ratingen	17 Jul 11		3.80	Abdi Fatah Ahmed	Amstetten	23 Jun 19
LCA	5.70	Dominic Johnson	El Paso	26 Aug 00	SRB	5.30	Miloš Savić	London, ON	23 Jun 19
LIE‡	4.50	Luc Thommen	Basel	14 May 22	SRI	5.11	M. H. Isuru Sandaruwan	Diyagama	1 Jun 17
LTU	5.40	Zigmas Biliūnas	Vilnius	21 Aug 81	STP‡	4.30	Edgar Campre	Rio Maior	6 May 18
LUX‡	5.40	Fabian Mores	Innsbruck	15 May 05	SUD	4.02	Barnaba Mariam	Khartoum	5 Nov 64
MAC	3.30	Tam Kam Hung	Hongkong	1 Feb 80	SUI	5.71	Felix Böhni	Bern	11 Jun 83
MAD	4.60	Florian Henry	Aulnay-sous-Bois	7 Jul 04		5.71	Dominik Alberto	Landau	10 Jul 21
MAR	5.45	Mohamed Karbib	Rabat	12 Jun 05	SUR	3.70	Gayell Engeso	Santiago/CHI	15 Mar 14
MAS	5.31	Mohd Iskandar Alwi	Kuala Lumpur	18 Mar 18	SVK	5.41	Rudolf Haraksim	Fribourg	23 Aug 03
MAW	3.81	Crosby Msompha	Blantyre	26 Aug 67	SWE‡	6.15	Armand Duplantis	Roma	17 Sep 20
MDA‡	5.70	Aleksandr Jucov	Chelyabinsk	20 Jun 87	SYR	5.00	Mohamed Malla Khalaf	Damascus	12 Aug 14
MEX	5.82	Giovanni Lanaro	Walnut	15 Apr 07		5.00	Mohamed Malla Khalaf	Damascus	16 Aug 15
MGL	3.80	Tserendesh Tsogtbaatar	Ulan Bator	12 Jul 70	TAN	4.06	Wong Sang	Dar-es-Salaam	14 Nov 70
MKD	3.90	Vladimir Karer	Livorno	15 Aug 68	TGA	4.90	Aisea Tukutau	Wollongong	7 Aug 96
MLI	4.00	Bassan Bagayoko	Arles	31 Oct 82	THA	5.61	Patsapong Umsum-Ang	Bangkok	22 Dec 21
MLT	4.35	Nicolai Bonello	Marsa	19 Feb 22	TJK	4.70	Yuriy Sakulin	Leningrad	16 Jul 82
MNE‡	4.70	Darko Pešić	Bar	29 Apr 22	TKM	4.61	Oleg Tsirtsenis	Ashkhabad	17 May 81
MNT	3.58	Lloyd Maloney	Uxbridge	14 Sep 59	TKS	3.95	Wikenson Fenelon	Kingston	22 Mar 18
MON	3.60	Yvan Ornella	Monaco	20 Mar 88	TOG	5.20	Amdaniou Traoré	Regensburg	15 Aug 10
MOZ	4.00	Cândido Coelho	Maputo	28 Apr 74	TPE	5.32	Hsieh Chia-Han	Yilan	30 Apr 13
MRI‡	5.50	Kersley Gardenne	Dreux	12 Jun 96	TTO	4.65	Eddison Toby	Ithaca	4 Aug 95
MTN	3.15	Sidy E. Ould M'Barek	Nouakchott	10 May 68	TUN	5.40	Mohamed Romdhana	Radès	18 Jun 17
MYA	4.75	Kyaw Zaw	Rangoon	31 Mar 74	TUR	5.80	Ersu Sasma	Ankara	15 Jun 21
NAM	4.84	Johan Mostert	Windhoek	25 Feb 84	UAE	4.70	Abdullah M. Abbas Derouiche	Dubai	11 Mar 04
NCA	4.55	Julio Flores	San José/CRC	27 Jun 21		4.70	Abdullah M. Abbas Derouiche	Abu Dhabi	10 May 08
NED‡	5.85	Menno Vloon	Zweibrücken	10 Jun 17	UGA	4.57	Teddy Sondota	Abilene	15 May 97
NEP	3.85	Rudra Bhattarai	Kathmandu	16 Sep 94	UKR‡	6.14	Sergey Bubka	Sestriere	31 Jul 94
NFI	1.60	Jayden Nicolai	Middlegate	24 Nov 97	URU	5.00	Fernando Ruocco	Troisdorf	20 Jun 80
NGR	4.60	Peter Moreno	Bedford	24 May 15	USA	6.06	Sam Kendricks	Des Moines	27 Jul 19
	4.60	Peter Moreno	London (Brl)	11 Jul 15	UZB‡	6.00	Rodion Gataullin	Tokyo	16 Sep 89
	4.60	Peter Moreno	Brazzaville	14 Sep 15	VAN	3.70	André Koulon	Port Vila	28 Jul 75
NIG	4.90	Smaël Madougou	Meylan	16 Jun 99	VEN	5.35	Ricardo Diez	San Felipe	6 May 00
NOR‡	5.81	Sondre Guttormsen	Chula Vista	30 May 21		5.35	Ricardo Diez	Manaus	20 May 01
	5.81	Sondre Guttormsen	Eugene	27 May 22	VIE	4.92	Nguyen Van Hue	Hanoi	1 Dec 18
NZL	5.51	Paul Gibbons	North Shore City	25 Jan 92	VIN	3.60	Verrol Sam	Kingston	17 Apr 22
	5.51	Paul Gibbons	Blackburn	9 Jul 97	YEM	3.40	Mohamed Nasser Bertouche	Alger	73
OMA	4.30	Yahya Saleh Al-Hashmy	Muscat	22 May 01	ZAM	3.74	Geoffrey Chongo	Lusaka	8 Jun 60
PAK	4.91	Adnan Anjum	Karachi	7 Jul 10	ZIM	4.60	Keegan Cooke	Paarl	18/19 Feb 17
PAN	4.75	Antonio Morales	Fairfax	21 May 99					
PAR	4.50	Hugo Ramos	Asunción	26 May 90					
PER	5.18	Francisco León	Abilene	12 May 05					
PHI	5.93	Ernest John Obiena	Innsbruck	11 Sep 21	AUS	6.05	Dmitriy Markov	Edmonton	9 Aug 01
PLE	3.90	Dirar Izat	Al-Kuwait	3 Jun 83	FRA	6.05	Renaud Lavillenie	Eugene	30 May 15
PLW	3.20	Filomena Ngirabedul	Saipan	Jul 69	ISV	5.20	Brian Morrisette	Los Angeles	6 Aug 84

Alternative outdoor bests for federation ratifying indoor marks as out-right records (i)

COUNTRY	MARK	NAME	VENUE	DATE	COUNTRY	MARK	NAME	VENUE	DATE
<i>Superior (or identical) indoor bests not ratified by federation as outright records (‡)</i>					BRN	7.47	Mohamed Imam Bakhsh	Al-Kuwait	8 Oct 03
AFG	3.77	Thamime Khan	Aubière	5 Feb 22	BRU	7.47	Mohamed Imam Bakhsh	Manama	16 Oct 03
AUT	5.77	Hermann Fehringer	Wien	24 Feb 91	BUL	7.04	Daniel Chung	Kota Kinabalu	7 Aug 93
BAH	4.95	Brent Vanderpool	Annapolis	15 Feb 88	BUR‡	8.33	Ivailo Mladenov	Sevilla	3 Jun 95
BAR	4.05	Aaron Worrell	Pittsburg	12 Mar 22	CAF	8.00	Franck Zio	Viry-Châtillon	21 Jun 98
BER	4.40	Grant Rivers	Blacksburg	16 Feb 19	CAM	7.61	Wilfried Dorombo	Nogent-sur-Oise	15 Jun 97
	4.40	Grant Rivers	Blacksburg	22 Feb 19	CAN	7.40	Proch Buntol	Phnom Penh	26 Nov 66
CAN	6.00	Shawnacy Barber	Reno	15 Jan 16	CAY	8.28	Damian Warner	Göztis	29 May 21
CIV	5.35	Rashid Coulibaly	Nashville	14 Feb 20	CGO	8.31	Kareem Streete-Thompson	Bad Langensalza	1 Jul 00
CRO	5.76	Ivan Horvat	Beograd	25 Feb 17	CHA	7.95	Archel Evrard Biniakounou	Rabat	28 Aug 19
CYP	5.61	Nikandros Stylianou	Beograd	25 Feb 17	CHI	7.42	Kémobé Djimassal	Alger	25 Jul 78
FSM	3.96	Keitani Graham	Boston	18 Jan 02	CHN	8.08	Daniel Pineda	Santiago/CHI	21 Apr 12
GBS	4.25	Émerson Évora	Cruz Quebrada	30 Jan 16		8.47	Li Jinzhe	Bad Langensalza	28 Jun 14
GHA	5.41	Jordan Yamoah	Pittsburgh	11 Mar 16		8.47	Wang Jianan	Guiyang	16 Jun 18
GUI	5.04	Moussa Condé	West Lafayette	14 Feb 15	CIV	7.77	Thierry Konan	Abidjan	30 Mar 18
HON	4.72	Miguel Negrete	New York	7 Mar 20	CMR	8.03	Marcel Mayack II	Badoussam	2 Mar 19
IVB	4.20	Paul Hewlett	Cosford	6 Mar 88	COD‡	7.64	Djéké Mambo	Heusden	31 Aug 97
KAZ	5.92	Igor Potapovich	Stockholm	19 Feb 98		7.64	Jean Kamanda-Mbuyi	Pierre-Bénite	9 Jun 06
KSA	5.70	Hussein Assem Al-Hizam	College Station	9 Mar 18	COK	7.16	Harmon Harmon	Nikao	2 Jun 03
LIE	4.50	Luc Thommen	St Gallen	23 Jan 22	COL	8.04	Arnovis Dalmero	Guayaquil	17 Oct 21
LUX	5.40	Fabian Mores	Innsbruck	21 Jan 06	COM	6.97	Saïd Ali Saïd	Mutsamudu	15 Jun 14
MDA	5.70	Aleksandr Jucov	Minsk	17 Jan 88	CPV	7.57	Nélson Évora	Lisboa	25 May 02
	5.70	Aleksandr Jucov	Chisinau	3 Feb 91	CRC	7.58	Rasheed Miller	San José/CRC	19 Dec 20
MNE	4.73	Darko Pešić	Beograd	6 Feb 22		7.58	Rasheed Miller	San José/CRC	27 Jun 21
MRI	5.60	Kersley Gardenne	Liévin	15 Jan 98		7.58	Rasheed Miller	Cali	1 Dec 21
NED	5.96	Menno Vloon	Aubière	27 Feb 21	CRO	8.23	Siniša Ergotić	Zagreb	5 Jun 02
NOR	5.83	Pål Haugen Lillefosse	Uppsala	13 Feb 22		8.23	Siniša Ergotić	Córdoba	6 Sep 03
ROU	5.61	Tiberiu Agoston	Toulouse	4 Mar 01	CUB	8.71	Iván Pedroso	Salamanca	18 Jul 95
SKN	4.45	Adolphus Jones	Ames	12 Feb 10	CYP	7.86	Dimitrios Araouzos	Nicosia	25 Mar 82
SOM	3.80	Ahmed Abdi Fatah	Wien	12 Jan 19		7.86	Michael Rodosthenous	Khaniá	24 May 86
STP	4.30	Edgar Campre	Madrid	10 Feb 18	CZE	8.31	Radek Juška	Taipei	27 Aug 17
SWE	6.20	Armand Duplantis	Beograd	20 Mar 22	DEN	8.25	Morten Jensen	Göteborg	3 Jul 05
UKR	6.15	Sergey Bubka	Donetsk	21 Feb 93	DJI	6.89	Mohamed Gouled	Aubagne	8 Jun 85
UZB	6.02	Rodion Gataullin	Gomel	4 Feb 89	DMA	8.08	Tristan James	Chula Vista	29 May 22
					DOM	7.96	Carlos Jorge	Santo Domingo	8 Jul 06
					ECU	8.16	Hugo Chila	Sucre	23 Nov 09
					EGY	8.31	Hatem Hussein Mersal	Oslo	30 Jun 99
					ERI	6.73	Aron Beyene	Aarau	31 May 03
					ESA	7.59	Ángelo Iannuzzelli	Huixquilucán	26 Mar 92
					ESP‡	8.56	Yago Lamela	Torino	24 Jun 99
					EST	8.10	Erki Nool	Göztis	27 May 95
					ETH	8.09	Omod Ukugn	Asella	10 Mar 22
					FIJ	7.82	Eroni Tuivanuvou	Suva	11 Jul 03
					FIN	8.27	Kristian Pulli	Espoo	11 Jun 20
					FRA	8.42	Salim Sdiri	Pierre-Bénite	12 Jun 09
					FSM	6.27	Henry Edwin	Saipan	3 Jul 69
					GAB‡	7.45	François Réténo	Belle Vue	28 Jun 92
					GAM	7.95	Babou Saine	Springfield	26 Apr 91
					GBR	8.51	Greg Rutherford	Chula Vista	24 Apr 14
					GBS	6.96	Edivaldo Monteiro	Lisboa	4 May 96
					GEO*	8.12	Boleslav Skhirtladze	Tel Aviv	30 May 12
					GEQ	7.27	Luis Dyangani Oko	Los Realejos	26 Feb 11
					GER‡	8.54	Lutz Dombrowski	Moskva	28 Jul 80
					GHA	8.43	Ignisious Gaisah	Roma	14 Jul 06
					GIB	6.14	Jeff Rhodes	Gibraltar	9 Jul 87
					GRE	8.66	Loúis Tsátoumas	Kalamáta	2 Jun 07
					GRN	8.09	Eugene Licorish	Port-of-Spain	5 May 89
					GUA	7.79	Salomon Rowe	Xalapa	5 Aug 77
					GUI	7.39	Thiérno Amadou Barry	L'Alfás del Pi	8 Jun 13
					GUM	6.86	Florenz Quitlong	Mangilao	19 Mar 95
					GUY	8.12	Emanuel Archibald	Kingston	11 May 19
					HAI	7.93	Sylvio Cator	Paris	9 Sep 28
					HKG	8.12	Chan Ming Tai	Hongkong	7 May 16
					HON	7.67	Jason Castro	Cd. de Guatemala	20 Apr 12
					HUN	8.30	László Szalma	Budapest	7 Jul 85
					INA	8.09	Sapwaturrahman	Jakarta	26 Aug 18
					IND	8.36	Murali Sreeshankar	Thenhipalam	3 Apr 22
					IRI	8.17	Mohammed Arzandeh	Tehran	7 Jul 12
					IRL	8.07	Ciaran McDonagh	La Chaux-de-Fonds	21 Aug 05

Note (*)

HON Miguel Negrete opted for Honduras from 2020

Long Jump

AFG	7.53	Mohammed Reza Firozkohi	Mashhad	12 Apr 21
AIA‡	6.96	Denvil Ruan	Baltimore	23 Apr 11
ALB*	8.11	Izmir Smajlaj	Shkodër	22 Jun 19
ALG	8.26	Issam Nima	Zaragoza	28 Jul 07
AND	7.57	Estéve Martín	Castellón	25 Jun 00
ANG	7.52	Afonso Ferraz	Al-Qâhira	24 Sep 91
ANT	8.02	Lester Benjamin	Baton Rouge	12 May 84
ARG	7.77	Eric Kerwitz	Rosário	6 Dec 03
ARM	8.86	Robert Emmian	Tsakhkadzor	22 May 87
ARU	7.72	Quincy Breell	Cartagena	16 May 15
ASA	7.21	Theodore Malepeai-Tofaeono	Malaeola	Apr 21
AUS	8.54	Mitchell Watt	Stockholm	29 Jul 11
AUT	8.30	Andreas Steiner	Innsbruck	4 Jun 88
AZE	8.03	Vladimir Tsepelyev	Tbilisi	17 Sep 78
BAH	8.41	Craig Hepburn	Nassau	17 Jun 93
BAN	7.61	Mohamed Ali Amin	Dhaka	3 Apr 09
BAR	7.88	Charles Greaves	Charlotte	24 May 18
BDI	7.14	Christophe Ntirandékura	Al-Qâhira	23 Sep 91
BEL	8.25	Erik Nijs	Hechtel	6 Jul 96
BEN	7.97	Roméo N'tia	Porto Novo	15 Jul 18
BER	8.34	Tyrone Smith	Houston	5 May 17
BHU	6.74	Tashi Dendup	Thimphu	8 Jul 16
BIH	7.63	Milan Babić	Celje	11 Jun 68
BIZ	7.76	Michael McKoy	Maracaibo	16 Aug 98
BLR	8.33	Aleksandr Glavatskiy	Sestriere	7 Aug 96
BOL	7.41	Ramiro Villaroel	Cochabamba	24 May 96
BOT	8.27	Gable Garenamotse	Rhede	20 Aug 06
BRA	8.40	Douglas de Souza	São Paulo	15 Feb 95

COUNTRY	MARK	NAME	VENUE	DATE	COUNTRY	MARK	NAME	VENUE	DATE
IRQ	7.66	Barek Amer Al-Bayati	Baghdad	13 Oct 17	POL	8.28	Grzegorz Marcinišzyn	Malles	14 Jul 01
ISL	8.00	Jón Arnar Magnússon	Reykjavík	26 Aug 94	POR	8.36	Carlos Calado	Lisboa	20 Jun 97
ISR	7.99	Yochai Halevi	Tel Aviv	15 May 10	PRK	7.86	Cha Gyong Nam	Pyongyang	14 Apr 83
ISV	8.11	Leon Hunt	Tallahassee	18 Jun 11	PUR	8.19	Elmer Williams	Bogotá	11 Aug 89
ITA	8.47	Andrew Howe	Osaka	30 Aug 07	PYF‡	7.98	Raihau Maiau	Marseille	6 Jun 15
IVB‡	7.97	Keita Cline	Kingston	11 May 96	QAT	8.13	Abdulrahman Al-Nubi	Manila	21 Sep 03
JAM	8.69	Tajay Gayle	Doha	28 Sep 19	ROU	8.37	Bogdan Tudor	Bad Cannstatt	9 Jul 95
JOR	7.48	Khalil Al-Hanahneh	Amman	26 Apr 08	RSA	8.65	Luvo Manyonga	Potchefstroom	22 Apr 17
	7.48	Khalil Al-Hanahneh	Irbid	19 Mar 10	RUS	8.56	Aleksandr Menkov	Moskva	16 Aug 13
JPN	8.40	Shontaro Shiroyama	Fukui	17 Aug 19	RWA	7.00	Jean Kanyangara	Kigali	1/2 Jun 13
KAZ	8.16	Sergey Vasilenko	Alma Ata	18 Jun 88	SAM	7.65	Kelvin Masoe	Apia	18 Jul 19
KEN	8.12	Jacob Katonon	Johannesburg	23 Sep 95	SEN	8.46	Cheikh Tidiane Touré	Bad Langensalza	15 Jun 97
KGZ	8.16	Shamil Abbyasov	Leningrad	2 Aug 81	SEY	7.86	Danny Beauchamp	Belle Vue	28 Jun 92
KIR	6.86	Karakoa Iotia	Suva	29 May 76	SGP	7.62	Matthew Goh Yujie	Vientiane	15 Dec 09
KOR	8.22	Kim Duk-Hyun	Ried	10 Jun 16	SKN‡	7.69	Kizan David	Warrensburg	4 May 19
KOS	7.04	Shefqet Hasani	Beograd	81	SLE	7.84	Thomas Ganda	London	9 May 92
KSA	8.48	M. Salman Al-Khuwalidi	Sotteville	2 Jul 06	SLO	8.40	Gregor Cankar	Celje	18 May 97
KUW	8.02	Saleh Abdelaziz Al-Haddad	Al-Kuwait	5 May 09	SMR	7.25	Luca Maccapani	Nicosia	4 Jun 09
LAO	7.31	Sompong Vongphakdy	Singapore	12 Jun 15	SOL	7.35	Ian Chapangi	Honiara	25 Sep 93
LAT‡	8.08	Elvijs Misāns	Saldus	12 Jul 16	SOM	7.35	Abdulle Noor Wasughe	München	24 Aug 72
LBA	8.03	Abdusalem Mohamed Bishty	Khaniá	25 May 85	SRB	8.45	Nenad Stekić	Montréal	25 Jul 75
LBN	7.43	Marc Habib	Jamhour	23 Jul 04	SRI	8.15	W. P. Amila Jayasiri	Diyagama	16 Aug 16
LBR	8.00	Cadeau Kelley	Ypsilanti	18 Apr 09	SSD	6.74	Ayup Khoak Khor	Kampala	19 Mar 22
LCA	7.82	Dane Magloire	Durham	10 May 00	STP	7.30	Alberto de Oliveira	Córdoba	30 Apr 22
LES	6.90	Pule Rants'eli	Maseru	Oct 07	SUD	7.61	Rabah Yousif Bkheit	Copthall	5 May 07
LIE	7.24	Franz Tschol	St. Gallen	6 May 89	SUI	8.45	Simon Ehammer	Götzis	28 May 22
LTU	8.15	Povilas Mykolaitis	Kaunas	4 Jun 11	SUR	7.67	Dennis Malone	Georgetown	7 Oct 79
LUX‡	7.58	François Grailet	Marsa	24 Jun 17	SVK	8.05	Róbert Széli	Budapest	6 Jul 88
MAC	7.25	Wong Ka Chun	Hongkong	24 Jun 17	SWE	8.44	Michel Tornéus	Monachil	10 Jul 16
MAD	7.77	Toussaint Rabenala	Talence	19 May 90	SWZ	7.76	Victor Shabangu	Germiston	23 Nov 96
MAR	8.40	Yahya Berrabah	Beyrouth	2 Oct 09	SYR‡	7.78	Mohammed Amin Al-Salameh	Hannover	20 Jul 19
MAS	8.02	Andre Anura Anuar	New Clark City	7 Dec 19	TAN	7.63	Anthony Mwangi	Stellenbosch	5 Apr 19
MAW	7.25	Lifa Kalungo	Zomba	16 Nov 86	TGA	7.27	Tokaikolo Latapu	Nuku'alofa	7-10 Apr 00
MDA	8.25	Sergey Podgayniy	Chişinău	18 Aug 90	THA	8.05	Suphanara S. Ayudhaya	Kobe	10 Jul 11
MDV	6.47	Hussain Haleem	Malé	2 Oct 09	TJK	8.18	Vasiliy Sokov	Tallinn	5 Jul 88
MEX	8.46	Luis Rivera	Kazan	12 Jul 13	TKM	7.99	Vladimir Malyavin	Budapest	3 Jun 94
MGL	7.47	Khandsuren Tsastbaatar	Irkutsk	21 Aug 86	TKS	8.06	Ifeanyichukwu Otuonye	Chula Vista	9 Jun 18
MHL‡	6.35	Roman Cress	Brooklyn Park, MN	2 Jun 94	TOG	8.00	Georges Téko Folligan	Johannesburg	15 Sep 99
MKD‡	7.60	Andreas Trajkovski	Alexándria	17 May 22	TPE	8.34	Nai Hui-Fang	Shanghai	15 May 93
MLI	7.82	Mamadou Chérif Dia	Bamako	27 Apr 10	TTO	8.25	Andwuelle Wright	Querétaro	5 Jul 19
MLT	7.73	Jeremy Zammit	Marsa	29 Jan 22	TUN	8.01	Anis Gallali	Dakar	22 Aug 98
MNE	7.33	Darko Pešić	Pitești	25 Jun 16	TUR‡	8.08	Mesut Yavaş	Istanbul	24 Jun 00
MNT	7.51	Darren Morsen	Gold Coast	10 Apr 18	TUV	7.02	Okilani Tinilau	Apia	23 Jun 11
MON	6.59	Anthony de Sevelinges	Monaco	7 Jun 07	UAE	7.79	Mousbeh Ali Said	Latakia	6 Sep 92
MOZ	7.51	Carvalho Machuza	Windhoek	3 Jul 06	UGA	7.75	Fidelis Ndyabagye	Alger	26 Jul 78
MRI	8.28	Jonathan Chimier	Athína	24 Aug 04	UKR	8.35	Sergey Layevskiy	Dnepropetrovsk	16 Jul 88
MTN	6.94	Daouda A. Bâ	Nouakchott	72		8.35	Roman Shchurenko	Kyiv	25 Jul 00
MYA	7.56	Thant Zin	Kuala Lumpur	20 Nov 77	URU	8.28	Emiliano Lasa	São Paulo	1 May 22
NAM	8.24	Stefan Louw	Germiston	12 Jan 08	USA	8.95	Mike Powell	Tokyo	30 Aug 91
NCA	7.46	Bécker Jarquín	Cd. de Guatemala	14 Jul 18	UZB	8.10	Aleksandr Pototskiy	Bryansk	4 Jun 92
NED	8.29	Ignisious Gaisah	Moskva	16 Aug 13		8.10	Konstantin Sarnatskiy	Hiroshima	11 Oct 94
NEP	7.09	Puspendra Kumar Goit	Kathmandu	4 Dec 15	VAN	7.18	Georges Taniel	Luganville	1 Sep 84
NFI	6.24	Aiden Butterfield	Middlegate	2 Oct 96	VEN	8.34	Víctor Castillo	Cochabamba	30 May 04
NGR	8.27	Yussuf Alli	Lagos	8 Aug 89	VIE	7.98	Nguyen Tien Trong	Ho Chi Minh	17 Sep 19
NIG	7.27	Abdoulaye Garba	Niamey	13 Dec 05	VIN	8.08	Clayton Latham	Hamburg, NY	29 Jul 08
NMI	6.42	Dexter Dillay	Apia	12 Dec 06	YEM	6.62	Bakar Mahmood Shujab	Sana'a	26/27 Nov 14
NOR	8.10	Ingar Kiplesund	Monachil	17 Aug 19	ZAM	7.71	Joseph Sinkala	Lusaka	27 Apr 14
NRU	6.67	Jonah Harris	Brisbane	21 Oct 16	ZIM	8.40	Ngonidzashe Makusha	Des Moines	9 Jun 11
NZL	8.05	Bob Thomas	Whangarei	20 Jan 68					
OMA	7.75	Ahmad Hadib Bashir	Tallinn	5 Aug 94					
PAK	7.79	Muhammad Urfaq	Islamabad	21 Oct 89					
PAN	8.73	Irving Saladino	Hengelo	24 May 08	AIA	7.01	Denvil Ruan	Baltimore	7 Jan 12
PAR	7.42	Olegario Olmedo	Asunción	25 Jul 87	BUR	8.06	Franck Zio	Liévin	4 Feb 96
PER‡	8.10	Jorge McFarlane	Sucre	23 Nov 09	COD	7.65	Jean Kamanda-Mbuyi	Aubièrre	26 Feb 06
	8.10	José Luis Mandros	Ibiza	7 May 22	ESP	8.56	Yago Lamela	Maebashi	7 Mar 99
PHI	7.99	Henry Dagmil	Eagle Rock	7 Jun 08	GAB	7.49	Davy Mbita	Saumur	13 Dec 98
PLE	6.88	Mohamed Fanona	Gaza	29 Oct 99	GER	8.71	Sebastian Bayer	Torino	8 Mar 09
PLW	6.45	Conrad Rdechor	Koror	29 May 99	IVB	7.99	Keita Cline	Ames	9 Feb 96
PNG	7.26	Peniel Richard	Canyon	8 May 21	LAT	8.11	Arturs Aboliņš	Fayetteville	10 Mar 06

Superior (or identical) indoor bests not ratified by federation as outright records (‡)

COUNTRY	MARK	NAME	VENUE	DATE	COUNTRY	MARK	NAME	VENUE	DATE
LUX	7.68	Roman Lambert	Luxembourg	14 Jan 17	CZE	17.53	Milan Mikuláš	Praha	17 Jul 88
MHL	6.45	Roman Cress	Menomonie	8 Feb 03	DEN‡	16.88	Anders Møller	København (Ø)	7 Aug 11
MKD	7.65	Andreas Trajkovski	Skive	27 Feb 22	DJI	12.75	Ahmed Ali	Djibouti	17 Apr 08
PER	8.17	José Mandros	Cochabamba	20 Feb 22	DMA	17.48	Jérôme Romain	Göteborg	5 Aug 95
PYF	8.02	Raihau Maiau	Nantes	4 Feb 16	DOM	16.10	Eddy Florián	Santo Domingo	3 Apr 09
SKN	7.79	Kizhan David	Pittsburg	8 Mar 19	ECU	17.03	Hugo Chila	Sucre	25 Nov 09
SYR	7.87	Mohammed Amin Al-Salameh	Berlin	29 Jan 22	EGY	16.24	Nour Salaheddine Nouredine	El Maadi	11 Apr 08
TUR	8.09	Mesut Yavaş	Ames	3 Mar 00	ERI	13.51	Awet Eyob	Riehen	29 Aug 15
					ESA	14.88	Fernando Reyes	San Salvador	8 May 22
					ESP	17.27i	Jordan Díaz	Salamanca	20 Feb 22
					EST	17.35	Jaak Uudmäe	Moskva	25 Jul 80
					ETH	16.23	Adire Gure	Addis Ababa	2 Feb 18
					FIJ	16.08	Eugene Vollmer	Marion	26 May 12
					FIN	17.14	Simo Lipsanen	Bydgoszcz	16 Jul 17
					FRA	18.04	Teddy Tamgho	Moskva	18 Aug 13
					FSM	12.68	Estephan Dadius	Abay	26 Jul 01
					GAB	15.53	Yvon Nguéma N'Goua	Johannesburg	17 Sep 99
					GAM	15.05	Jim Malleh Wadda	Banjul	Jul 78
					GBR	18.29	Jonathan Edwards	Göteborg	7 Aug 95
					GBS	15.37	Rineldo Sami	Coimbra	12 Jun 21
					GEO	17.44	Viktor Saneyev	Suchumi	17 Oct 72
					GEQ	15.28	Luis Dyangani Oko	Los Realejos	18 Jun 11
					GER	17.66	Ralf Jaros	Frankfurt	30 Jun 91
					GHA	17.23	Andrew Owusu	Dakar	19 Aug 98
					GIB	12.06	Nicholas Vásquez	Visby	1 Jul 99
					GRE	17.55	Dimítrios Tsiámis	Thessaloníki	18 Jun 06
					GRN	17.49	Randy Lewis	São Paulo	22 May 08
					GUA	15.95	Fredy Lemus	Cd. de Guatemala	8 Jun 19
					GUI	14.80	Souleymane Soumah	Talence	9 May 21
					GUM	14.01	David Wilson	Canberra	3 Mar 96
					GUY	17.18	Troy Doris	Clermont	14 May 16
					HAI	17.39	Samyr Laine	Bogotá	24 Jul 09
					HKG	15.76	Ng Ka Wai	Hongkong	7 Apr 13
					HON	16.04	Jason Castro	Cd. de Panamá	18 Aug 15
					HUN‡	17.24	Zsolt Czinger	Tivoli	31 May 98
					INA	16.21	Sapwaturrahman	New Clark City	10 Dec 19
					IND	17.30	Renjith Maheswary	Bangalore	11 Jul 16
					IRI	16.62	Hamid Reza Kia	Mashhad	11 Apr 21
					IRL‡	15.89	Colm Cronin	København (S)	26 Jun 77
					IRQ	16.48	Majid Abdulsada Jabbar	Baghdad	8 May 96
					ISL	16.70	Vilhjálmur Einarsson	Reykjavík	7 Aug 60
					ISR	17.20	Rogel Nachum	Sevilla	6 Jun 92
						17.20	Rogel Nachum	Tel Aviv	19 Jul 98
					ISV	16.99	Muhammad Halim	Baltimore	23 Apr 16
					ITA‡	17.60	Fabrizio Donato	Milano	7 Jun 00
					IVB‡	15.73	Keita Cline	Minneapolis	20 May 95
					JAM	17.92	James Beckford	Odessa, TX	20 May 95
					JOR	15.87	Mohamed Abdelbaki	Irbid	29 Jul 00
					JPN	17.15	Norifumi Yamashita	Tokyo	1 Jun 86
					KAZ	17.58	Oleg Sakirkin	Gorkiy	23 Jul 89
					KEN	17.12	Jacob Katonon	Nairobi	27 Jun 96
					KGZ‡	17.27	Shamil Abbyasov	Tashkent	15 May 83
					KIR	13.90	Boitu Baiteke	Apia	22 Jun 11
					KOR	17.10	Kim Duk-Hyun	Daegu	5 Jun 09
					KOS	14.04	Erudit Rysha	Mitrovicë	26 Jul 20
					KSA	17.07	Salem Mouled Al-Ahmadi	Riyadh	15 May 97
					KUW	16.75	Marzouk Abdallah Al-Yoha	Barcelona	1 Aug 92
					LAO	15.74	Phouphet Singbandith	Norwalk	2 Jun 90
					LAT	17.56	Māris Bružiks	Riga	3 Sep 88
					LBA	16.13	Fethi Khalifa Aboud	Casablanca	5 Aug 85
					LBN	14.89	Patrick Hanna	Ottawa	20 Jul 14
					LBR‡	16.46	Tuan Wreh	Princeton	23 Apr 05
					LCA‡	16.11	Jeremiah James	Fort Collins	1 May 10
					LES	13.56	Leoma Rebonejoang	Maputo	29/30 May 10
					LIE	13.62	Franz Biedermann	Zürich	2 Jul 67
					LTU	17.29	Audrius Raizgys	Vilnius	22 Jul 95
					LUX	15.38	Guy Kemp	Diekirch	21 Jul 90
					MAC	15.56	Si Kuan Wong	Hongkong	18 Dec 11
					MAD	17.05	Toussaint Rabenala	Sotteville	10 Jun 89

Notes (*)

ALB 8.16 Izmir Smajlaj Tiranë 8 May 21 – no wind gauge

GEO 8.25i Bachana Khorava Tbilisi 7 Feb 16 & 8.24 Bachana Khorava Tbilisi 30 May 21 – questionable measurement

Triple Jump

AFG	12.99	Mohammed Anwar	Kaboul	40
AIA	14.93	Denvil Ruan	Greensboro	4 May 13
ALB	16.30	Izmir Smajlaj	Elbasan	6 Jun 16
ALG	17.43	Yasser Triki	Tokyo	5 Aug 21
AND	15.35	Xavier Montané	Andorra	5 Jul 98
ANG	16.43	António Santos	Annaba	2 Sep 88
ANT	16.55	James Browne	San Angelo	12 Apr 90
ARG‡	16.51	Maximiliano Díaz	Buenos Aires	4 Jun 11
ARM	17.41	Armen Martirosian	Gyumri	5 Jun 98
ARU	13.14	Freddy Burgos	Breda	12 Jun 77
ASA	15.02	Theodore Malepeai-Tofaeono	Malaeola	Apr 21
AUS	17.46	Ken Lorraway	London	7 Aug 82
AUT	16.57	Alfred Stummer	Südstadt	13 Jul 88
AZE‡	17.33	Vasif Asadov	Bryansk	18 Jun 90
BAH	17.59	Leevan Sands	Beijing	21 Aug 08
BAN	15.55	Afzal Hossain	Dhaka	13 Feb 91
BAR	16.70	Alvin Haynes	Starkville	17 May 92
BDI	15.70	Christophe Ntirandékura	Bujumbura	27 Jul 91
BEL	17.00	Michael Velter	Vilvoorde	14 May 06
BEN	15.70	Armand Gbaguidi	Cotonou	29 Mar 87
BER‡	17.62	Brian Wellman	El Paso	15 Apr 95
BHU	13.81	Karma Rigyel	Thimphu	10 Jul 19
BIH	16.05	Muamer Karajica	Sarajevo	8 Jul 79
BIZ	16.22	Brandon Jones	San Salvador	19 Jun 16
BLR	17.77	Aleksandr Kovalenko	Bryansk	18 Jul 87
BOL	15.01	Bruno Garamendi	Tarija	15 Apr 18
BOT	16.20	Thalosang Tshireletso	Boksburg	27 Mar 21
BRA	17.90	Jadel Gregório	Belém	20 May 07
BRN	16.70	Mohamed Youssef Al-Sahabi	Manama	17 Apr 09
BRU	14.65	Chang Siew Khin	Kuching	27 Jul 68
	14.65	Haj Shari Mohd Shah Johan	Penang	24 Sep 05
BUL	17.92	Khristo Markov	Roma	31 Aug 87
BUR‡	17.82	Hugues Fabrice Zango	Székesféhervár	6 Jul 21
CAF	15.47	William Bangahingui	Lens	10 Jul 93
CAM	14.85	Sao Mean	Phnom Penh	29 Nov 66
CAN	17.29	Edrick Floréal	Provo	3 Jun 89
CAY	16.09	Edward Manderson	Cd. de Guatemala	16 Jul 95
CGO	15.91	Andrew Issaka	Joinville	2 Jul 15
	15.91	Andrew Issaka	Brazzaville	14 Sep 15
CHA	15.30	Kémobé Djimassal	N'Djamena	21 Apr 82
CHI	16.74	Álvaro Cortéz	Santiago/CHI	26 Mar 17
CHN	17.59	Li Yanxi	Jinan	26 Oct 09
CIV	15.78	Patrice Bohoury	Yamoussoukro	16 Apr 81
CMR	17.14	Hugo Mamba-Schlick	New Delhi	12 Oct 10
COD‡	16.21	Djéké Mambo	Boulogne	17 May 97
COK	13.63	Harmon Harmon	Nikao	16 Oct 01
COL	17.09	Jhon Murillo	Río de Janeiro	16 Aug 16
COM	15.34	Hilmy Aboud Said	Martigues	13 Jun 99
CPV	16.15	Nélson Évora	Braga	10 Jun 01
CRC	15.66	Vance Parks	Normal	14 May 89
CRO	17.11	Đorđe Kožul	Göteborg	28 Jun 87
CUB	18.08	Pedro Pablo Pichardo	La Habana	28 May 15
CYP	17.13	Marios Hadjiandreou	Athína	11 Jul 91

COUNTRY	MARK	NAME	VENUE	DATE	COUNTRY	MARK	NAME	VENUE	DATE
MAR	17.37	Tarek Bougtaïb	Khémisset	14 Jul 07	SVK	17.46	Dmitrij Valukevič	Zhukovskiy	15 Jun 08
MAS	16.77	Muhammad Hakimi Ismail	Kuala Lumpur	23 Aug 17	SWE‡	17.79	Christian Olsson	Athína	22 Aug 04
MAW	14.30	Daniel Mkandawire	Blantyre	70	SWZ	16.18	Sizwe Mdluli	Barcelona	1 Aug 92
MDA	17.06	Vladimir Letnicov	Beograd	23 Jun 02	SYR	16.67	Mohamed Hazouri	Almería	29 Jun 05
MDV	12.76	Ahmed Fall	Malé	Nov 96	TAN	15.92	Anthony Mwanga	Stellenbosch	6 Apr 19
MEX	16.99	Alberto Álvarez	Norwalk	16 Apr 16	TGA	14.18	Viliame Vaki	Nuku'alofa	Apr 97
MGL	14.60	Khandsuren Tsastbaatar	Irkutsk	22 Aug 86		14.18	Tokaikolo Latapu	Nuku'alofa	7-10 Apr 00
MHL	11.94	Mike Zakios	Saipan	Jul 69	THA	16.66	Nattaporn Nomkanha	Bangkok	21 May 02
MKD	15.46	Redzhep Selman	Banská Bystrica	22 Jun 08	TJK	17.52	Vasiliy Sokov	Kyiv	12 Jul 91
MLI	16.59	Mamadou Chérif Dia	Bamako	3 Jun 17	TKM	17.20	Vladimir Brigadniy	Ashkhabad	2 May 83
	16.59	Mamadou Chérif Dia	Abidjan	24 Jul 17	TKS‡	14.00	Rayvon Walkin	Kingston	9 Apr 22
MLT	15.20	Ian Paul Grech	Marsa	10 Jul 21	TOG	16.18	Didier Akotia Tchalla	Port Elizabeth	28 Feb 03
MNE	14.97	Milorad Jovancević	Berane	24 Jul 81	TPE	16.65	Nai Hui-Fang	New Delhi	18 Nov 89
MNT	14.69	Oswald Phillip	Plymouth/MNT	24 Jul 82	TTO‡	16.67	LeJuan Simon	Szombathely	8 Aug 04
MON	12.76	Yvan Ornella	Nicosia	17 May 89	TUN	16.76	Mohamed Karim Sassi	Limoges	8 Jul 95
MOZ	15.76	Pedro Noronha	Gaborone	19 Jul 88	TUR	17.37	Necati Er	Gävle	14 Jul 19
MRI	16.96	Jonathan Drack	Castres	29 Jul 15	TUV	13.61	Okilani Tinilau	Apia	22 Jun 11
MTN	14.50	Sali Fall	Nouakchott	7 Aug 69	UAE	16.80	Abdullah M. Abbas Derouiche	Aleppo	20 Sep 10
MYA	15.00	Myo Min Zin	Rangoon	3 Jul 99	UGA	16.26	Abraham Munabi	Lagos	17 Jan 73
NAM	16.78	Roger Haitengi	Johannesburg	13 Feb 16	UKR	17.90	Vladimir Inozemtsev	Bratislava	20 Jun 90
NCA	15.36	Ángel Suárez	Managua	12 Dec 17	URU	15.08	Emiliano Lasa	Mar del Plata	7 Nov 10
NED	16.92	Fabian Florant	Clermont	30 Apr 16	USA	18.21	Christian Taylor	Beijing	27 Aug 15
NEP	15.20	Sita Ram Chaudhari	Kathmandu	25 Jul 01	UZB	17.36	Vladimir Chernikov	Odessa	21 Aug 88
NFI	11.62	Ben Martin Wiczorek	Townsville	17 Dec 04	VAN	14.65	Georges Taniel	Pirae	31 Aug 78
NGR	17.26	Ajayi Agbebaku	Edmonton	8 Jul 83	VEN	16.86	Sérgio Saavedra	Medellín	8 Aug 89
NIG	15.40	Harouna Doulla	Niamey	28 May 94	VIE	16.67	Nguyen Van Hung	Nay Pyi Taw	19 Dec 13
NMI	12.47	Douglas Schmidt	Abay	19 Jul 18	VIN	16.09	Jumonne Exeter	Gold Coast	12 Apr 18
NOR	17.27	Kjetill Hanstveit	Byrkjelo	8 Aug 99	YEM	14.17	Christopher Salole	(Australia)	Feb 62
NRU	12.61	Deamo Baguga	Gold Coast	6 Aug 09	ZAM	15.54	Bogger Mushanga	Alger	22 Jul 78
NZL	16.13	Ethan Olivier	Johannesburg	9 Apr 22	ZIM	17.34	Ndabazinhe Mdhlongwa	Lafayette	28 Mar 98
OMA	15.53	Salim Alya'rabi	Al-Kuwait	17 May 22					
PAK	16.45	Zafar Iqbal	Karachi	12 Apr 07					
PAN	15.50	Michael Thompson	Dickinson	4 May 07					
PAR	15.17	Christopher Josué Ortíz	Asunción	20 Oct 18	ESP	17.09	Pablo Torrijos	Castellón	29 Jul 20
PER	16.72	Ricardo Valiente	Huancayo	14 Nov 87					
PHI	16.70	Mark Harry Diones	Ilagan	1 Apr 17					
PLE	14.80	Khalil Abdulrahman	Al-Kuwait	5 Jan 85					
PLW	13.68	William Mgirakelau	Saipan	Jul 69					
PNG	15.66	Peniel Richard	Canyon	15 May 22					
POL	17.53	Zdzisław Hoffman	Madrid	4 Jun 85	ARG	16.52	Maximiliano Díaz	Cochabamba	2 Feb 20
POR	17.98	Pedro Pablo Pichardo	Tokyo	5 Aug 21	AZE	17.37	Vasif Asadov	Volgograd	12 Feb 88
PRK	16.06	Cha Gyong Son	Pyongyang	26 Oct 95	BER	17.72	Brian Wellman	Barcelona	12 Mar 95
PUR	17.10	Allen Simms	Carolina	17 Mar 07	BUR	18.07	Hugues Fabrice Zango	Aubièrre	16 Jan 21
PYF*	14.95	Apolosi Foliaki	Auckland	26 Feb 94	COD	16.54	Nkosinza Balumbu	Fayetteville	15 Mar 08
QAT	17.15	Ibrahim Mohamed Aboubaker	Doha	20 Apr 04	DEN	17.01	Anders Møller	Malmö	25 Feb 06
ROU	17.81	Marian Oprea	Lausanne	5 Jul 05	HUN	17.25	Béla Bakosi	Budapest	6 Mar 88
RSA	17.35	Khotso Mokoena	Marrakech	14 Sep 14	IRL	16.27	Colm Cronin	Detroit	10 Mar 78
RUS‡	17.77	Aleksandr Kovalenko	Bryansk	18 Jul 87	ITA	17.73	Fabrizio Donato	Paris	6 Mar 11
RWA	15.02	Albert Sezikeye	Montpellier	14 May 87	IVB	16.16	Keita Cline	Ames	10 Feb 95
SAM	15.12	Fagamanu Sofai	Apia	17 Sep 99	KGZ	17.30	Shamil Abbyasov	Grenoble	21 Feb 81
SEN	17.07	Ndiss Kaba Badji	Addis Ababa	3 May 08	LBR	16.60	Tuan Wreh	Ithaca	11 Feb 06
SEY	16.80	Paul Nioze	Antananarivo	27 Aug 90	LCA	16.21	Dane Magloire	Blacksburg	19 Jan 01
SGP	16.04	Stefan Tseng Ke Cheng	Seremban	26 Apr 09	RUS	17.77	Leonid Voloshin	Grenoble	6 Feb 94
SKN	16.24	Vance Clarke	Atlanta	20 May 00	SWE	17.83	Christian Olsson	Budapest	7 Mar 04
SLE	15.81	Osman Cline-Thomas	Fukuoka	29 Aug 95	TKS	14.51	Ifeanyichukwu Otuonye	Albuquerque	8 Feb 13
SLO	16.82	Boštjan Simunič	Ljubljana	1 Jun 02	TTO	16.69	Quincy Howe	Colorado Springs	24 Feb 01
	16.82i	Gregor Cankar	Ljubljana	16 Feb 03					
SMR	14.71	Federico Gorrieri	Marsa	3 Jun 03					
	14.71	Federico Gorrieri	Århus	22 Jun 03					
SOL	14.48	George Fafale	Port Moresby	18 Aug 69					
SOM	14.95	Mohamed Osman Yussuf	Sheikh	68					
SRB	17.01	Miloš Srežović	Sarajevo	20 Sep 81					
SRI	16.71	Greshan Dhananjaya	Colombo	22 Feb 19					
SSD	13.34	Makuac Leet	Kansas City	13 May 17					
STP	15.87	Alberto de Oliveira	Nerja	19 Jun 21					
SUD	15.56	Khaled Ahmed Moussa	Khartoum	15 Mar 96					
SUI	17.13	Alexander Martínez	Göteborg	10 Aug 06					
	17.13	Alexander Martínez	La Chaux-de-Fonds	12 Aug 07					
SUR	16.96	Miguel van Assen	Barranquilla	2 Aug 18					

Alternative outdoor best for federation ratifying indoor mark as an outright record (i)

Superior (or identical) indoor bests not ratified by federation as outright records (‡)

ARG	16.52	Maximiliano Díaz	Cochabamba	2 Feb 20
AZE	17.37	Vasif Asadov	Volgograd	12 Feb 88
BER	17.72	Brian Wellman	Barcelona	12 Mar 95
BUR	18.07	Hugues Fabrice Zango	Aubièrre	16 Jan 21
COD	16.54	Nkosinza Balumbu	Fayetteville	15 Mar 08
DEN	17.01	Anders Møller	Malmö	25 Feb 06
HUN	17.25	Béla Bakosi	Budapest	6 Mar 88
IRL	16.27	Colm Cronin	Detroit	10 Mar 78
ITA	17.73	Fabrizio Donato	Paris	6 Mar 11
IVB	16.16	Keita Cline	Ames	10 Feb 95
KGZ	17.30	Shamil Abbyasov	Grenoble	21 Feb 81
LBR	16.60	Tuan Wreh	Ithaca	11 Feb 06
LCA	16.21	Dane Magloire	Blacksburg	19 Jan 01
RUS	17.77	Leonid Voloshin	Grenoble	6 Feb 94
SWE	17.83	Christian Olsson	Budapest	7 Mar 04
TKS	14.51	Ifeanyichukwu Otuonye	Albuquerque	8 Feb 13
TTO	16.69	Quincy Howe	Colorado Springs	24 Feb 01

Notes (*)

PYF 15.44 Didier Baddouin Pirae 17 Feb 89 – officially ratified, but Baddouin is from Guadeloupe and therefore ineligible for French Polynesia

Shot Put

AFG	14.90	Noorullah Osmani	Kaboul	16 Oct 16
AIA	8.99	Tashim Fleming	The Valley	14 Feb 15
ALB	18.90	Adriatik Hoxha	Szombathely	19 Jun 13
ALG	19.07	Jean-Marie Djébaïli	St. Maur	2 Jun 76
AND	13.62	Ángel Moreno	Barcelona	17 Feb 98
ANG	14.58	Hugo Pereira	Luanda	22 Mar 80
ANT	15.87	Edward Byam	Sennelager	6 Jun 69

COUNTRY	MARK	NAME	VENUE	DATE	COUNTRY	MARK	NAME	VENUE	DATE
ARG	21.26	Germán Lauro	Doha	10 May 13	GIB	12.30	Stanley Olivero	Gibraltar	21 Jun 86
ARM	18.88	Vardan Hovsepián	Yerevan	28 Nov 60	GRE	21.05	Nikólaos Skarvélis	Scottsdale	28 Jun 20
ARU	13.60	Shane Nedd	Willemstad	8 Jun 07	GRN	18.70	Josh Boateng	Portales	3 May 19
ASA	15.09	Danny Pritchard	Apia	15 Sep 83	GUA	16.61	Edson Haroldo Monzón	La Jolla	1 May 04
AUS	21.35	Damien Birkinhead	Zagreb	28 Aug 17	GUI	12.68	Fodé Sidibé	Conakry	27 May 88
AUT‡	20.79	Klaus Bodenmüller	Linz	13 Jun 87	GUM	14.63	Rene Delamar	Santa Rita	9 Jun 99
AZE	17.28	Zaur Sadikhov	Baku	12 Nov 61	GUY‡	17.17	Patrick Harding	Tuscaloosa	25 Mar 01
BAH	18.37	Malik Stuart	Gulf Shores	26 May 18	HAI	18.84	Rickssen Opont	Auburn	20 Mar 21
BAN	14.53	Mohamed Ibrahim	Dhaka	24 Jan 19	HKG	15.70	Chiu Lap San	Hongkong	12 Dec 10
BAR	19.05	Triston Gibbons	Tampa	15 May 21	HON‡	19.80	Zack Short	Eugene	12 Mar 22
BDI	13.24	Nelly Claude Nsengiymva	Ngozi	5-7 Sep 14	HUN‡	20.56	Szilárd Kiss	Debrecen	26 Jul 02
BEL	19.34	Georges Schroeder	Bruxelles	30 May 76	INA	16.87	Sukraj Singh	Jakarta	1 Jul 99
BEN	15.90	Romainio Houndéléadjí	Porto Novo	22 May 09	IND	21.49	Tejinder Pal Singh Toor	Patiala	21 Jun 21
BER	14.18	Charles Trott	Hamilton	22 Jun 62	IRI‡	20.66	Shahin Mehrdelan	Shahrekord	28 Jun 21
BHU	13.11	Phub Gyeltshen	Thimphu	20 Jul 19	IRL	20.07	Eric Favors	Ponce	12 May 22
BIH	21.48	Mesud Pezer	Växjö	13 Aug 19	IRQ	18.30	Khaled Mohammed Wajih	Baghdad	21 Aug 89
BIZ	14.49	Khambrell Gómez	Compton	27 Apr 12	ISL	21.26	Pétur Gudmundsson	Mosfellsbær	10 Nov 90
BLR*	22.09	Sergey Kasnauskas	Staiki	23 Aug 84	ISR‡	19.09	Igor Avrunin	Athína	22 Jun 91
BOL	19.11	Aldo González	Santa Cruz	11 Jun 16	ISV	12.49	Darren Giddings	Arkansas City	22 Apr 04
BOT	13.75	Omphile Phokoje	Gaborone	31 May 15	ITA	22.91	Alessandro Andrei	Viareggio	12 Aug 87
BRA	22.61	Darlan Romani	Stanford	30 Jun 19	IVB	21.47	Eldred Henry	Kingsville	25 May 19
BRN	21.15	Abdelrahman Mahmoud	Radès	16 Jun 21	JAM	21.96	O'Dayne Richards	Rabat	16 Jul 17
BRU	15.43	Lim Chee Wee	B. S. Begawan	9 Aug 99	JOR	18.33	Musab Al-Momani	Amman	12 Oct 12
BUL	21.09	Georgi Ivanov	Ústi nad Labem	20 Jul 13	JPN	18.85	Daichi Nakamura	Osaka	20 May 18
BUR	16.31	Timothée Lingani	Évreux	29 May 22	KAZ	20.95	Ivan Ivanov	Almaty	26 Jul 19
CAF	14.44	Mickaël Conjungo	Clermont-Ferrand	12 May 94	KEN	18.19	Robert Welikhe	Nairobi	6 Oct 89
CAM	14.07	Sim Samedy	Hanoi	15 May 22	KGZ	17.44	Konstantin Gavrilov	Frunze	20 Jun 84
CAN	22.21	Dylan Armstrong	Calgary	25 Jun 11	KIR	13.77	Raobu Tarawa	Nikao	25 Sep 09
CAY	13.89	Jonathan Frederick	George Town	25 Jun 16	KOR	19.49	Jung Il-Woo	Sapporo	12 Jul 15
CGO	21.20	Frank Elemba	Río de Janeiro	18 Aug 16	KOS	18.72	Muhamet Ramadaní Bar	Bar	1 May 22
CHA	14.75	Fabien Simkadi	N'Djamena	Dec 70	KSA	21.13	Sultan Abdulmajid Al-Hebshi	Doha	8 May 09
CHI	21.14	Marco Verni	Santiago/CHI	29 Jul 04	KUW	19.54	Mohd Meshari Surour Saad	Kuala Lumpur	30 Sep 16
CHN	20.41	Zhang Jun	Hongkong	11 Dec 09	LAO	12.82	Siphoum Phongphiw	Oudomxay	12 Dec 14
CIV	17.89	Martin Mélagne	Nairobi	9 Aug 87	LAT	21.74	Jānis Bojārs	Riga	14 Jul 84
CMR	17.28	Billy Takougoum	Douala	22 May 21	LBA	17.18	Omar Musa Mejbari	Tripoli	1 Aug 71
COD	15.05	Kaoto	Kisangani	5 Jun 76	LBN	18.00	Chris Saikalis	Allendale	13 May 16
COK	13.85	Mau George	Nikao	25 Sep 09	LBR	16.86	Jangy Addy	Atlanta	29 Mar 08
COL	19.53	Eder César Moreno	Santander de Quilichao	17 Nov 12	LCA	14.57	Akeem Herbert	Castries	16 Jun 02
COM	12.78	Nourdine Mohamed	Mutsamudu	15 Jun 14	LES	11.82	Matete Matete	Teyateyaneng	11 May 87
CPV	14.01	Kevin Ferreira	Guarda	5 Jul 19	LIE	14.09	Stefan Kaufmann	Gisingen	29 Apr 01
CRC	16.94	Pablo Abarca	Herzogenaurach	27 Jun 21	LTU	21.10	Donatas Stukonis	Kaunas	20 Jul 85
CRO	21.94	Filip Mihaljević	Karlovac	5 Jun 21	LUX	22.22	Bob Bertemes	Luxembourg	4 Aug 19
CUB	20.78	Alexis Paumier	La Habana	29 Jul 00	MAC	14.70	Hou Fei	Shanghai	22 May 11
CYP	19.84	Loucas Louca	Athína	9 Apr 75	MAD	14.20	Ignace Alssabano Djhostone	Antananarivo	24 Jun 07
CZE‡	22.01	Tomáš Stanek	Schönebeck	2 Jun 17	MAR	20.45	Lahcen Sam-Sam Akka	San Jose	6 May 72
	22.01	Tomáš Stanek	Warszawa	15 Aug 17	MAS	17.53	Adi Alifuddin Hussin	Palembang	13 Nov 11
DEN‡	21.61	Joachim Olsen	København	13 Jun 07	MAW	14.90	Brian Ngoma	Harare	1 Jul 01
DJI	12.00	Assoweh Aboubaker	Djibouti	11 Nov 99	MDA	20.64	Ivan Emelianov	Chişinău	29 May 11
DMA	19.87	Dillon Simon	Charlottesville	18 Apr 15	MDV	11.02	Hassan Shammon	Malé	1 Oct 15
DOM	16.86	Juan de la Cruz	San Germán	10 Apr 86	MEX	20.86	Uziel Muñoz	Chihuahua	31 May 19
ECU	17.76	Santiago Espín	Santiago/CHI	8 Apr 16	MGL	17.80	Dashdendev Makhshiri	Irkutsk	30 May 98
EGY	21.39	Mohamed Magdí Hamza	El Maadi	27-30 Mar 22	MHL	12.70	Rais Aho	Kolonia	26 Jul 02
ERI	10.83	Tedros Tekie	Asmara	1-3 Jul 16	MKD	16.01	Saso Ilov	Skopje	28 Jun 98
ESA	18.93	Carlos Avilés	Columbus OH	23 Apr 22	MLI	18.04	Namakoro Niaré	Louvain	24 Aug 71
ESP	21.47	Manuel Martínez	Salamanca	10 Jul 02	MLT	15.32	Lawrence Ransley	Marsa	14 May 17
EST	20.76	Kristo Galeta	Pärnu	21 Jul 19	MNE	20.60	Tomáš Đurović	Bar	29 May 21
ETH	15.98	Samuel Kassaye	Addis Ababa	Feb 76	MNT	13.51	Bruce Farara	Basseterre	2 Jun 74
FIJ‡	17.75	Mustafa Fall	Apia	19 Jul 19	MON	17.06	Boris Vain	Oignies	7 Sep 19
FIN‡	21.69	Reijo Ståhlberg	Fresno	5 May 79	MOZ	14.24	Emílio Tembe	Maputo	26 Jun 83
FRA	20.75	Frédéric Dagée	Angers	26 Jun 21	MRI	18.35	Bernard Baptiste	Tomblaine	6 May 18
FSM	12.68	Rams Ramngen	Abay	26 Jul 01	MTN	14.20	Abdoulaye Diagana	Nouakchott	04
GAB‡	16.30	Mvé Luccioni Siegfried	St-Étienne	28 Jul 19	MYA	14.80	Saw Sarla Wla	Rangoon	8 Apr 73
GAM	14.40	Momodou Cham	Banjul	27-29 Jun 19	NAM	17.10	Derreck Wiggill	Bloemfontein	19 Apr 69
GBR*	21.68	Geoff Capes	Cwmbrân	18 May 80	NCA	15.20	Iván Turcios	Managua	24 Jun 78
GBS	17.29	Otoniel Badjana	Salamanca	9 Jun 18	NED	21.62	Rutger Smith	Leiden	10 Jun 06
GEO‡*	20.40	Tariel Bitsadze	Sochi	27 May 89	NEP	13.92	Ujr Singh Bista	Kathmandu	26 Sep 99
GEQ	12.53	Benitu Alu	Malabo	17 Jun 95	NFI	13.68	Brentt Jones	Middlegate	16 Jan 99
GER	23.06	Ulf Timmermann	Khaniá	22 May 88	NGR	21.80	Chuk Enekwechi	Schiffange	18 Aug 19
GHA	17.97	Kwabena Keene	Charlottesville	20 Apr 12	NIG	13.24	Lawali Gamji	Bamako	3 May 80

COUNTRY	MARK	NAME	VENUE	DATE	COUNTRY	MARK	NAME	VENUE	DATE
NMI	14.47	Faaea Talalemotu	Townsville	29 Nov 96	ZAM	13.94	Kelvin Kasongo	Lusaka	22 Dec 17
NOR	21.22	Lars Arvid Nilsen	Indianapolis	6 Jun 86		13.94	Kelvin Kasongo	Lusaka	10 Feb 18
NRU	14.28	A-One Tannang	Aiwo	17 May 11	ZIM	15.90	Addison Dale	Salisbury	19 Jan 69
NZL	22.90	Tom Walsh	Doha	5 Oct 19	<i>Superior indoor bests not ratified by federation as outright records (‡)</i>				
OMA	15.50	Khamis Said Al-Qasmi	Doha	8 Apr 13	AUT	21.03	Klaus Bodenmüller	Glasgow	3 Mar 90
PAK	18.25	Ghufrain Hussain	Karachi	21 May 00	CZE	22.17	Tomás Stanek	Düsseldorf	6 Feb 18
PAN	15.81	Guillermo Morrison	Colorado Springs	18 May 02	DEN	21.63	Joachim B. Olsen	Tallinn	25 Feb 04
PAR	18.31	Ramón Jiménez Gaona	Los Angeles (W)	28 Mar 92	FIJ	18.35	Mustafa Fall	Lynchburg	6 Mar 20
PER	20.02	Michael Putman	Miami	9 Jun 13	FIN	22.09	Mika Halvari	Tampere	7 Feb 00
PHI‡	20.40	William Morrison	Bloomington	22 Jun 19	GAB	16.89	Mvé Luccioni Siegfried	Val-de-Reuil	19 Jan 19
PLE	14.93	Mo'een Al Shaer	Gaza	28 Oct 99	GEO	21.21	Giorgi Mujaridze	Tbilisi	8 Feb 20
PLW	14.30	Jersey Iyar	Koror	11 Jul 01	GUY	17.73	Patrick Harding	Syracuse	18 Feb 01
PNG	15.64	De'bono Paraka	Suva	30 Jun 17	HON	19.81	Zack Short	Bozeman	22 Feb 19
POL	22.32	Michał Haratyk	Warszawa	28 Jul 19	HUN	20.81	Zsolt Bíber	Budapest	15 Feb 04
	22.32	Michał Haratyk	Cetniewo	3 Aug 19	IRI	20.74	Shahin Mehrdelan	Tehran	9 Jan 20
POR	21.56	Tsanko Arnaudov	Vaasa	24 Jun 17	ISR	19.36	Itamar Levi	Jonesboro	27 Jan 18
PRK	15.79	Kim Hak Chol	Pyongyang	24 Apr 92	PHI	20.21	William Morrison	South Bend	8 Feb 20
PUR	20.22	Chris Merced	Irvine	28 May 00	PYF	20.10	Tumatai Dauphin	Aubièrre	21 Feb 15
PYF‡	19.82	Tumatai Dauphin	Grenoble	10 Jun 15	SRI	17.75	Charith Kapukotuwa	Winston-Salem	15 Mar 14
QAT	20.54	Khaled Habash Al-Suwaidi	Staiki	25 Jun 05	STP	13.10	Hedson Trindade	Pombal	6 Jan 08
ROU	21.29	Andrei Toader	Brno	13 Jun 21	SVK	21.57	Mikulás Konopka	Birmingham	2 Mar 07
RSA	21.97	Janus Robberts	Eugene	2 Jun 01	UKR	21.83	Aleksandr Bagach	Brovary	21 Feb 99
RUS	22.24	Sergey Smirnov	Tallinn	21 Jun 86	Notes (*)				
RWA	14.05	François Rwéma	Valbonne	29 Jul 81	BLR	22.10 Andrei Miknevich Minsk 11 Aug 11 – subsequently annulled for doping violation			
SAM	19.46	Emanuele Fuamatu	Melbourne	3 Mar 12	GBR	21.92 Carl Myerscough Sacramento 13 Jun 03 – not ratified by federation			
SEN	16.44	Laminé Badji	Al-Qâhira	28 Aug 82	GEO	21.11 Benik Abramyan Artashat 18 May 21 (also 20.54 Artashat 14 May 16 & 20.54 Almaty 24 May 16) – questionable			
SEY	15.56	Selwyn Beauchamp	Victoria/SEY	8 Mar 08	Discus Throw				
SGP	17.44	Dong Enxin	Manila	23 Sep 03	AFG	39.90	Abdoul Hakim	Kaboul	41
SKN	15.21	Dion Warde	Basseterre	8 Feb 15	AIA	35.39	Andre Samuel	Cobleskill	27 Apr 02
SLE	16.01	Tony Soalla-Bell	Manchester	30 Jul 02	ALB	53.66	Dhimitraq Çepa	Elbasani	18 Jun 96
SLO	20.76	Miroslav Vodovnik	Thessaloniki	17 Jun 06	ALG	58.44	Abdelmoumen Bourekba	Radès	20 Jun 21
SMR	13.56	Danilo Ranocchini	San Marino	16 Jun 75	AND	48.74	Ángel Moreno	Barcelona	30 Jul 00
SOL	13.49	Michael Meone	Honiara	71	ANG	49.72	António Réais	Luanda	23 Feb 91
SOM	12.78	Abdi Omar Koshinga	Mogadiscio	Oct 83	ANT	42.79	Henry Greaux	Kingston	24 Jul 60
SRB	21.88	Armin Sinančević	Doha	28 May 21	ARG	66.32	Jorge Balliengo	Rosário	15 Apr 06
SRI‡	17.55	Charith Kapukotuwa	Diyagama	1 Jun 17	ARM	60.12	Gennadiy Barsegian	Moskva	15 Jun 90
STP‡	13.07	Hedson Trindade	Coimbra	2 Jul 08	ARU	34.65	Ericko Pieterella	Willemstad	7 Jul 18
SUD	14.89	Ahmed Duraid	Freiburg	28 May 88	ASA	50.17	Frederick Morgan	San Diego	Aug 90
SUI	22.75	Werner Günthör	Bern	23 Aug 88	AUS	68.20	Benn Harradine	Townsville	10 May 13
SUR	17.02	Jeanique Pallees	Paramaribo	27 Feb 21	AUT	69.04	Lukas Weissshaidinger	Eisenstadt	9 Jun 21
SVK‡	20.87	Milan Haborák	Turnov	23 May 04	AZE*	56.86	Rauf Tarzumanov	Baku	19 Jun 82
SWE	21.33	Hans Höglund	Provo	6 Jun 75	BAH	67.10	Bradley Cooper	Nassau	14 Jun 86
SWZ	14.70	Dumisani Fakudze	Mbabane	6 Nov 04	BAN	44.98	Azharul Islam	Dhaka	6 Feb 10
SYR	17.10	Musab Esheb	Latakia	10/11 Sep 12	BAR	55.64	Triston Gibbons	Houston	18 Mar 21
TAN	15.47	Mohamed Ibrahim	Dar es Salaam	11/12 Jun 16	BDI	41.93	Domitien Nsabimana	Bujumbura	31 Jul 88
TGA	15.84	Sanitesi Latu	Avarua	3 Aug 85	BEL	67.26	Philip Milanov	Doha	6 May 16
THA	18.20	Chatchawal Polyemg	Bangkok	28 Apr 09	BEN	43.85	Romainio Houndéladji	Porto Novo	14 Jul 18
TJK	18.50	Dzhumanazar Abbasov	Tashkent	8 May 79	BER	45.14	Dilton Woodley	Hamilton	25 Mar 79
TKM	17.19	Tejen Hommadov	Ashkhabad	22 May 13	BHU	39.00	Tamyang Tashi	Phuntsholing	21 Jan 03
TKS	12.52	Michael Fulford	Cockburn Town	31 Mar 86	BIH	63.50	Dragan Mustapić	Gorizia	6 May 90
TLS	11.03	I. Nyiman Sukesna	Jakarta	Sep 81	BIZ	41.11	Khambrell Gómez	Norwalk	16 Apr 11
TOG	17.98	Yao Adantor	Durban	22 Jun 16	BLR	69.44	Georgiy Kolnootchenko	Indianapolis	3 Jul 82
TPE	20.58	Chang Ming-Huang	Athens, GA	19 Aug 11	BOL	52.11	Dónald Olmos	Barquisimeto	28 Jul 11
TTO	20.43	Akeem Stewart	Coral Gables	16 Mar 19	BOT	46.50	Tonic Taukobong	Molepolole	12 Jun 10
TUN	18.51	Mohamed Meddeb	Radès	8 Jul 06	BRA	65.55	Ronald Odar de Ol. Julião	La Jolla	27 Apr 13
TUR	20.81	Alperen Karahan	Bursa	8 May 22	BRN	55.73	Marawan Medany	Brest	1 Jun 21
TUV	13.55	Fakapelu Sileti	Funafuti	11	BRU	44.80	Aziz Al-Ukbar Badaruddin	B. S. Begawan	1 Nov 98
UAE	17.52	Ahmed Ali Hassan Mohamed	Dubai	12 Dec 12	BUL	67.82	Velko Velev	Riga	15 Aug 78
UGA	15.76	Yovan Ochola	Colombo	4 Nov 62	BUR	53.63	Sié Fahige Kambou	Zaria	30 May 21
UKR‡	21.81	Yuriy Belonog	Kyiv	3 Jul 03	CAF	63.78	Mickaël Conjungo	Sorgues	9 Jul 94
URU	15.54	Oscar Gadea	Montevideo	12 Sep 87	CAM	45.90	Nhem Yeav	Phnom Penh	16 Aug 69
USA	23.37	Ryan Crouser	Eugene	18 Jun 21	CAN	67.88	Jason Tunks	Abilene	14 May 98
UZB	20.81	Grigoriy Skorikov	Tashkent	24 May 83					
VAN	14.27	Georges Laurence	Port Vila	27 Jun 80					
VEN	20.01	Yojer Medina	Maracaibo	26 Aug 00					
VIE	16.71	Phan Thanh Binh	Hanoi	15 May 22					
VIN	18.57	Adonson Shallow	Greensboro	28 May 10					
YEM	13.18	Atiq Mohamed Nasir	Sana'a	23-26 Apr 10					

COUNTRY	MARK	NAME	VENUE	DATE	COUNTRY	MARK	NAME	VENUE	DATE
CAY	45.36	Michael Letterlough	Orlando	30 Apr 05	KSA	65.52	Sultan Mubarak Al-Dawoodi	Biała Podlaska	18 Jun 16
CGO	54.30	Frank Elemba	Benslimane	16 Apr 16	KUW	63.22	Essa Mohamed Al-Zankawi	Manama	27 Apr 15
CHA	48.80	Fabien Simkadi	N'Djamena	74	LAO	40.00	Vilad Tammavong	Oudomxay	10 Dec 14
CHI	67.02	Claudio Romero	Philadelphia	30 Apr 22	LAT	62.00	Stanislavs Skruļs	Gomel	26 Aug 75
CHN	65.16	Li Shaojie	Nanjing	7 May 96	LBA	58.16	Khalifa Ali Maaloui	Tripoli	7 Apr 12
CIV	58.16	Denis Ségui Kragbé	Barcelona	25 Sep 68	LBN	54.15	Georges Hashem	Beirut	24 Sep 04
CMR	54.73	Xavio Timtchou Talla	Yaoundé	9 Jun 12	LBR	48.14	Jangy Addy	Maputo	12 Sep 11
COD	44.84	Honoré Tunda	Kinshasa	15 Sep 60	LCA	45.20	Ricky Deligny	Bridgetown	7 Jun 92
COK	44.96	Robert McNabb	Brisbane	14 Feb 99	LES	34.50	Alfred Mokoyana	Durban	21 Jun 97
COL	70.29	Mauricio Ortega	Lovelhe	22 Jul 20	LIE	43.36	Oskar Ospelt	Basel	23 Jul 38
COM	37.25	Kamal Abdoul Wahab	Moroni	Jul 66	LTU	73.88	Virgiljus Alekna	Kaunas	3 Aug 00
CPV	41.62	Adelino de Daveiga	Easton	7 May 22	LUX	61.06	Bob Bertemes	Dudelange	15 Sep 19
CRC	53.27	Roberto Sawyers	Mayagüez	27 Mar 10	MAC	39.65	Wong Wai Wong	Macao	1 Nov 05
CRO	67.92	Martin Maric	Chula Vista	17 May 14	MAD	42.24	Francklin Lahossa	Antananarivo	14 Aug 93
CUB	71.06	Luis M. Delís	La Habana	21 May 83	MAR	59.37	Nabil Kiram	Oujda	24 Jun 07
CYP	66.32	Apostolos Parellis	Doha	30 Sep 19	MAS	62.55	Mohd Irfan Shamsuddin	Linz	25 May 17
CZE	71.26	Imrich Bugár	San Jose	25 May 85	MAW	42.14	Wilfred Ngwenya-Mwalwanda	Mangula	22 Jan 72
DEN	61.30	Steen Hedegård	København (T)	30 Aug 77	MDA	65.46	Georgiy Zelentsov	Yerevan	19 Oct 80
DMA	60.13	Dillon Simon	Winston-Salem	21 Mar 15	MDV	32.30	Hassan Shammon	Malé	24 Oct 14
DOM	58.09	Juan Infante	Ponce	9 Jul 11	MEX	63.35	Mario Cota	Chula Vista	18 Jun 16
ECU	69.60	Juan Caicedo	Lovelhe	22 Jul 20	MGL	60.14	Dashdendev Makhshiri	Busan	18 May 97
EGY	66.58	Omar El-Ghazaly	Helsingborg	28 Jun 07	MHL	36.04	Sione Aho	Abay	16 Jul 18
ERI	31.44	Tedros Tekie	Asmara	2-4 Jun 17	MKD	49.73	Ilija Manolev	Skopje	28 Aug 98
ESA	56.14	Carlos Avilés	Columbia SC	16 Apr 22	MLI	62.48	Namakoro Niaré	Colombes	23 Apr 72
ESP	69.50	Mario Pestano	Santa Cruz de Tenerife	27 Jul 08	MLT	51.92	Luke Farrugia	Marsa	4 Jul 20
EST	73.38	Gerd Kanter	Helsingborg	4 Sep 06	MNE	65.59	Danijel Furtula	Bar	10 Apr 21
ETH	46.46	Mamush Taye Degema	Rabat	26 Aug 19	MNT	34.24	Eugene Skerritt	Plymouth/MNT	24 Jul 82
FIJ	53.89	Mustafa Fall	Hobbs	17 May 19	MON	40.34	Boris Vain	Amiens	22 Sep 19
FIN	69.97	Frantz Kruger	Helsingborg	15 Sep 07	MOZ	46.54	Emílio Tembe	Berlin	15 Sep 82
FRA	68.90	Jean-Claude Retel	Salon-de-Provence	17 Jul 02	MRI	55.88	Christopher Sophie	Rabat	26 Aug 19
FSM	38.15	Clayton Maliuweligiye	Koror	4 Aug 10	MTN	45.00	Samba Sy	Nouakchott	10 Jul 77
GAB	50.21	Mvé Luccioni Siegfried	Cesson Sévigné	29 Jun 14	MYA	47.84	Saw Hein Shwe	Manila	1 Dec 91
GAM	42.61	Aliou Corr	La Verne	30 Mar 19	NAM	57.65	Ryan Williams	Sasolburg	28 May 22
GBR	68.24	Lawrence Okoye	Halle	19 May 12	NCA	48.63	Armando Mejía	Managua	14 Feb 71
GBS*	49.70	Otoniel Badjana	Leiria	28 Jun 18	NED	68.12	Erik de Bruin	Sneek	1 Apr 91
GEO	63.10	Guram Gudashvili	Tbilisi	1 Sep 68	NEP	40.68	Chabi Ram Shrestha	Nepalgunj	23 Mar 99
GEQ	40.53	Sérgio Mba Nsono	Mongomo	5 Jul 02	NFI	37.60	Brentt Jones	Middlegate	15 Mar 97
GER	74.08	Jürgen Schult	Neubrandenburg	6 Jun 86	NGR	67.80	Adewale Olukoju	Modesto	11 May 91
GHA	52.98	Kwabena Keene	Clemson	15 Apr 10	NIG	38.94	Chaïbou Yahaya	Bamako	18 May 13
GIB	35.34	Stanley Olivero		86	NMI	40.03	Faaea Talalemotu	Koror	3 Aug 98
GRE	63.18	Sávvas Panávoglou	Thessaloniki	15 May 02	NOR	69.62	Knut Hjeltnes	San Jose	25 May 85
GRN	61.56	Josh Boateng	Commerce	28 Apr 22	NRU	42.03	Bouncer Quadina	Apia	18 Jul 19
GUA	50.49	Rául Rivera	Cd. de Guatemala	26 Mar 04	NZL	65.03	Ian Winchester	Salinas	21 May 02
GUI	40.00	Fodé Sidibé	Fria	25 Apr 87	OMA	42.26	Mahmoud Salim Al-Siyabi	Muscat	22 May 01
GUM	48.15	Justin Andre	Townsville	18 Dec 04	PAK	55.10	Basharat Ali	Colombo	26 Aug 06
GUY	50.44	Patrick Harding	Piscataway	5 May 01	PAN	50.15	Guillermo Morrison	El Paso	30 Mar 02
HAI	50.70	Rickssen Opont	Hammond	1 May 21	PAR	64.30	Ramón Jiménez Gaona	Eugene	23 May 92
HKG	46.16	Chiu Lap San	Kaohsiung	27 May 11	PER	57.96	Michael Putman	Tampa	18 Mar 11
HON	53.54	Zack Short	Sacramento	30 Mar 19	PHI	52.10	Fidel Repizo	Manila	1 Dec 91
HUN	71.70	Róbert Fazekas	Szombathely	14 Jul 02	PLE	45.50	Nader Abdul Raheem	Al-Kuwait	6 Nov 79
INA	52.95	Hermanto	Jakarta	1 Jul 11	PLW	39.75	Florian Temengil	Abay	16 Jul 18
IND	66.28	Vikas Gowda	Norman	12 Apr 12	PNG	52.60	De'bono Paraka	Gold Coast	13 Apr 18
IRI	69.32	Ehsan Hadadi	Tallinn	3 Jun 08	POL	71.84	Piotr Małachowski	Hengelo	8 Jun 13
IRL	67.89	Nick Sweeney	Helsingborg	4 Sep 98	POR	62.01	Francisco Belo	Vagos	11 Jun 17
IRQ	60.89	Mustapha Kadhem Dagher	Baku	16 May 17	PRK	55.18	Kim Yong Nam	Sariwon	26 Jun 94
ISL	69.35	Gudni Valur Gudnason	Reykjavík	16 Sep 20	PUR	56.23	Gabriel Torres	Mobile	14 Apr 12
ISR	62.24	Igor Avrunin	Tel Aviv	1 Jun 91	PYF	57.92	Jean-Claude Duhazé	Pirae	17 Aug 79
ISV	33.18	Leroy Merchant	Fort-de-France	3 Apr 83	QAT	64.43	Rashid Al-Dosari	Colombo	12 Aug 02
ITA	67.62	Marco Martino	Spoletto	28 May 89	ROU	68.12	Iosif Naghi	Zaragoza	22 May 83
IVB	61.90	Eldred Henry	La Jolla	26 Apr 14	RSA	70.32	Frantz Kruger	Salon-de-Provence	26 May 02
JAM	70.78	Fedrick Dacres	Rabat	16 Jun 19	RUS	71.86	Yuriy Dumchev	Moskva	29 May 83
JOR	62.64	Musab Al-Momani	Amman	11 Oct 12	RWA	43.00	Augustin Kabanda	Kigali	24 May 76
JPN	62.59	Yuji Tsutsumi	Tokyo	27 Mar 20	SAM	67.48	Alexander Rose	Tucson	22 May 21
KAZ*	60.30	Vitaliy Zhuk	Alma Ata	26 Apr 75	SEN	56.72	Ibrahima Guèye	Dakar	7 May 78
KEN	56.08	James Nyambureti	Nairobi	23 Jul 94	SEY	45.36	Selwyn Beauchamp	Bambous	4 Sep 03
KGZ	59.60	Nikolay Syskin	Frunze	12 May 82	SGP	59.87	James Wong Tuck Yim	Wiesbaden	8 May 99
KIR	41.86	Raobu Tarawa	Bairiki	9 Jul 09	SKN	49.96	Dion Warde	Basseterre	9 May 15
KOR	59.68	Choi Jong-Bum	Yeosu	8 Jun 13	SLE	44.75	Tony Soalla-Bell	Manchester	26 Jul 02
KOS	50.33	Alaudin Suma	Mitrović	8 May 22					

COUNTRY	MARK	NAME	VENUE	DATE	COUNTRY	MARK	NAME	VENUE	DATE
SLO	71.27	Kristjan Čeh	Birmingham	21 May 22	BER	51.94	Gabriel Wilkinson	Nassau	10 Jul 05
SMR	38.52	Paolo Santagada	Ancona	10 Jul 02	BIH	65.42	Dražen Goić	Sarajevo	9 Jun 74
SOL	41.82	Ezekiel Rangi	Honiara	20 Mar 99	BLR	84.62	Igor Astapkovich	Sevilla	6 Jun 92
SOM	33.00	Abdi Omar Koshinga	Mogadiscio	Oct 83	BOL	53.50	Manuel Terán	Cochabamba	14 Apr 19
SRB	61.94	Dragan Perić	Beograd	26 May 91	BOT	24.94	Jeffrey Dambe	Gaborone	25 Jul 87
SRI	56.40	Gayan U. Jayawardane	Colombo	3 Aug 18	BRA	78.63	Wagner Carvalho Domingos	Celje	19 Jun 16
STP	45.48	Edujose Lima	Braga	13 Jul 14	BRN	64.68	Mahmoud El-Gohary	Al-Kuwait	18 May 22
SUD	48.06	Ahmed Duraid	Dortmund	14 Aug 88	BRU	42.32	Mohd Hadi Ezlan Abd. Sebad	B. S. Begawan	2 Dec 09
SUI	64.04	Christian Erb	Norden	18 Sep 88	BUL	82.40	Plamen Minev	Plovdiv	1 Jun 91
SUR	46.02	Wilfredo Burgos	St. George's	5 Jun 76	BUR	20.72	Relwendé Kaboré	Versailles	20 May 12
SVK	67.20	Jaroslav Žitňanský	Beveren	18 Aug 02	CAF	38.96	Mickaël Conjunjo	Antony	26 May 93
SWE	71.86	Daniel Ståhl	Boitnaryd	29 Jun 19	CAM	45.38	Chun Sin San	Phnom Penh	17 Aug 69
SWZ	43.89	Dumisani Fakudze	Windhoek	27 May 07	CAN	79.13	Jim Steacy	Lethbridge	16 May 08
SYR	55.90	Hamid Mansour	Latakia	17/18 Apr 12	CAY	62.54	Michael Letterlough	Kamloops	5 Jun 11
TAN	47.50	Ally Sefu	Arusha	24 Jul 05	CGO	42.14	Maurice Ganougou	Brazzaville	13 Jun 64
TGA	56.42	Tevita Puloka	Arlington	4 May 02	CHI	77.70	Humberto Mansilla	Temuco	20 May 21
THA	55.71	Vansavang Savatdee	Hanoi	7 Dec 03	CHN	77.04	Bi Zhong	Jianggangshan	4 Aug 89
TJK	57.86	Chary Mamedov	Dushanbe	7 May 85	CIV	48.21	Aye Elysé Boni	Mariano Comense	14 Feb 21
TKM	57.45	Maksat Mamedov	Ashkhabad	21 May 15	CMR	45.14	Jean-David Franz	Obernai	24 Apr 05
TKS	34.47	Levard Missick	Port-of-Spain	12 Apr 98	COD	29.58	Noah Kalombo Baleka	Tours	4 May 19
TOG	52.72	Essouhounamondom Tchelim	Brazzaville	13 Sep 15	COK	48.92	Vainga Tonga	Avarua	5 Jun 95
TPE	58.10	Wang Yao-Huei	Hiratsuka	20 Jun 10	COL	69.69	Elías Mauricio Díaz	Bogotá	9 Apr 22
TTO	59.65	Quincy Wilson	Bacoleet	9 Jul 16	CPV	47.85	Adelino de Daveiga	Easton	6 May 22
TUN	58.21	Iskander Zrelli	Radès	21 May 22	CRC	77.15	Roberto Sawyers	Liberec	12 Jun 16
TUR	67.50	Ercüment Olgundeniz	VR de S. António	27 May 12	CRO	80.41	Andras Haklits	Marietta	29 May 05
TUV	36.12	Fakapelu Sileti	Funafuti	11	CUB	78.02	Roberto Janet	La Habana	28 May 15
UAE	56.26	Saeed Saber Salem Baiha	Beyrouth	22 Oct 99	CYP	75.32	Constantinos Stathelakos	Tripoli	16 May 15
UGA	50.98	Samuel Onyac	Zanzibar	29 May 76	CZE	81.28	Vladimír Maška	Pacov	25 Sep 99
UKR	68.88	Vladimir Zinchenko	Dnepropetrovsk	16 Jul 88	DEN	77.02	Jan Bielecki	Bad Köstritz	8 Sep 02
URU	54.92	Rodolfo Casanova	San Carlos	14 Apr 12	DMA	56.12	Gracien Jules	Champaign	22 Apr 22
USA*	71.32	Ben Plucknett	Eugene	4 Jun 83	DOM	61.60	Andrés Polemir	Santo Domingo	26 May 84
UZB	62.46	Sergey Shchegolov	Tashkent	23 May 80	ECU	62.82	Guillermo Braulío	Cuenca	2 Sep 12
	62.46	Roman Poltoratskiy	Tashkent	14 Jun 00	EGY	81.27	Mostafa Al-Gamel	Al-Qâhira	21 Mar 14
VAN	45.84	Georges Laurence	Port Vila	7 Sep 82	ERI	14.88	Hadish Mengstab	Avignon	8 May 11
VEN	57.58	Jesús Parejo	Caracas	8 May 08	ESA	61.13	Enrique Martínez	Canyon	7 Apr 18
VIE	48.64	Phan Thanh Binh	Mokpo	24 Aug 19	ESP	79.38	Javier Cienfuegos	Andújar	6 Sep 19
VIN	59.77	Adonson Shallow	Natchitoches	1 May 10	EST	84.40	Jüri Tamm	Banská Bystrica	9 Sep 84
YEM	35.50	Ahmed Amin Ahmed	Aden	76	ETH	50.72	Mintesnot Abebe	Addis Ababa	11 Apr 21
ZAM	49.03	Chard Muhwanga	Nashville	24 Mar 18	FIJ	57.26	Abhineet Ram	Davis	14 Apr 18
ZIM	51.60	Christopher Pullen	Brisbane	8 Oct 82	FIN	83.30	Olli-Pekka Karjalainen	Lahti	14 Jul 04

Notes (*)

- AZE 57.02 Rauf Tarzumanov 85 – not ratified by federation
 GBS Otoniel Badjana opted for Portugal from 19 Dec 18
 KAZ Yevgeniy Labutov 65.94 Dushanbe 12 Jun 16 & 62.79 Dushanbe, 28 May 16 – questionable
 USA 72.34 Ben Plucknett Stockholm 7 Jul 81 – disqualified by doping test, but ratified by national federation

Hammer Throw

AFG	27.23	Abbas Taheri Nilsson	Växjö	12 Sep 20	GRN	56.51	Kellon Alexis	San Marcos	21 Apr 17
ALB	76.96	Dorian Çollaku	Espoo	22 Jun 08	GUA	66.50	Diego Berrios	Cd. de Guatemala	13 May 17
ALG	74.76	Hakim Toumi	Alger	8 Aug 98	GUI	26.18	Mohamed Nabé	Monterea	4 May 19
AND	47.77	Joan Valls	Andorra	18 Dec 02	GUM	55.90	Justin Andre	Liberty	4 Apr 09
ANG	52.44	Jorge Cruz	Luanda	6 Jun 82	GUY	60.98	Patrice Parris	Cambridge, MA	10 May 85
ANT	31.82	Lethan Nelson	St Louis	8 Apr 16	HAI	61.19	Tony Auguste	Charlotte	23 Apr 21
ARG	76.42	Juan Cerra	Trieste	25 Jul 01	HKG	65.14	Lam Wai	Taipei	15 May 15
ARM	71.48	Georg Markarian	Riga	2 Jun 84	HON	54.36	Enrique Reina	Tegucigalpa	17 Aug 96
ARU	25.30	Ericko Pieternella	Torremolinos	4 Sep 18	HUN	84.19	Adrián Annus	Szombathely	10 Aug 03
ASA	39.40	Taulagi Sualevai	Nouméa	9 Dec 87	INA	55.96	Dudung Suhendi	Jakarta	2 Jul 11
AUS	79.29	Stuart Rendell	Varaždin	6 Jul 02	IND	72.86	Kamalpreet Singh	Tucson	21 May 15
AUT	79.70	Johann Lindner	Schwechat	24 Jun 87	IRI	77.40	Kaveh Mousavi	Zhironvichi	8 Jul 16
AZE	79.56	Dmitriy Marshin	Minsk	12 Jun 12	IRL	77.80	Declan Hegarty	Walnut	28 Apr 85
BAH	49.74	Delron Inniss	Dickinson	14 Apr 17	IRQ	64.12	Hussein Abdulwahid Al-Bayati	Al Najaf	1 May 21
BAN	56.54	Monimul Hoque	Dhaka	22 Dec 92	ISL	77.10	Hilmar Örn Jónsson	Hafnarfjörður	27 Aug 20
BAR	54.68	Dequan Lovell	Hillsdale	4 May 18	ISR	65.70	Igor Giller	Tel Aviv	6 May 95
BEL	71.76	Marnix Verheghe	Obourg	24 Sep 89	ITA	81.64	Enrico Sgrulletti	Roma	9 Mar 97
BEN	26.48	Enock Lokossou	Bondy	22 May 14	IVB	53.88	Diamante Gumbs	Humble	6 May 22

COUNTRY	MARK	NAME	VENUE	DATE	COUNTRY	MARK	NAME	VENUE	DATE
JAM	70.93	Caniggia Raynor	Kingston	24 Jun 17	SMR	38.59	Massimo Meca	Mariano del Friuli	29 Jun 03
JOR	57.36	Ahmed Amer Hawaftnah	Doha	26 Apr 17	SOM	18.31	Ahmed Yahye	Perivale	19 May 12
JPN	84.86	Koji Murofushi	Praha	29 Jun 03	SRB	67.46	Dragan Majstorović	Staiiki	27 Jul 90
KAZ	77.60	Vladimir Lesovoy	Alma Ata	27 Jun 77	SRI	52.53	Charith Kapukotuwa	Pueblo	1 May 15
KEN	62.57	Dominic Abunda	Asaba	4 Aug 18	STP	21.90	Contâncio Manuel	São Tomé	19 Jun 82
KGZ	72.94	Nikolay Davydov	Bishkek	10 Jul 99	SUD	16.68	Louay Anour Atom	Nantes	5 May 19
KIR	30.90	Tunia Kaotirake	Bairiki	21 May 05	SUI	80.51	Patric Suter	Löffingen	17 Sep 03
KOR	73.77	Lee Yun-Chul	Bhubaneswar	8 Jul 17	SVK	81.81	Libor Charfreitag	Praha	29 Jun 03
KSA	68.16	Mohamed Hussein Al-Debissi	Taif	9 Apr 21	SWE	80.14	Tore Gustafsson	Lappeenranta	4 Jul 89
KUW	79.74	Ali Mohamed Al-Zankawi	Celje	2 Sep 09	SWZ	25.36	Dumisani Fakudze	Harare	1 Jul 01
LAO	42.75	Bounloth Keoviseo	Vientiane	15 Dec 12	SYR	54.99	Saleh Satif	Latakia	4-6 Mar 10
LAT	80.14	Igors Sokolovs	Riga	30 May 09	TAN	44.77	Joseph Muhaya	Kampala	16 Aug 69
LBA	54.95	Ibrahim Jeriri	Radès	21 Jul 19	TGA	59.78	Sanitesi Mataele	Tucson	20 Apr 85
LBN	58.41	Abdallah Chahine Saeed	Aliso Viejo	19 Apr 13	THA	68.00	Kittipong Bunmawan	Bangkok	13 Dec 20
LBR	46.11	Dunstan Macauley	Loughborough	4 Jun 64	TJK	83.46	Andrey Abduvaliev	Sochi	26 May 90
LCA	48.07	Jaryl Bernard	Oskaloosa	6 May 22	TKM	74.01	Mergen Mammedov	Almaty	16 Jun 13
LIE	21.15	Dietmar Feger	Alpnach	23 Aug 08	TKS	43.04	Conrad Howell	Chester, PA	16 May 22
LTU	82.24	Benjaminas Viluckis	Klaipeda	24 Aug 86	TOG	48.83	Yao Adantor	Baltimore	30 Mar 13
LUX	70.15	Jean-Charles De Ridder	Zoufftgen	30 Apr 00	TPE	69.68	Ho Chin-Hsien	Taipei	26 May 02
MAC	48.68	Hou Fei	Hongkong	13 Dec 09	TTO	55.11	Emmanuel Stewart	Baltimore	17 Apr 15
MAD	39.67	Germain Bétia Radera	Antananarivo	7 Aug 99	TUN	72.66	Saber Souid	Bambous	12 Aug 06
MAR	70.73	Driss Barid	Rabat	1 Jun 13	TUR	81.45	Eşref Apak	Istanbul	4 Jun 05
MAS	68.22	Jackie Wong Siew Cheer	Kajang	18 Aug 19	UAE	65.44	Mohamed Omar Al-Khatib	Dubai	26 May 17
MAW	23.41	Takonwa Phiri	Harare	1 Jul 01	UGA	53.72	Yovan Ochola	Kampala	15 Jul 72
MDA	78.72	Sergey Marghiev	Chişinău	30 May 15	UKR	86.74	Yuriy Sedykh	Stuttgart	30 Aug 86
MEX	78.68	Diego del Real	Monterrey	24 Apr 21	URU	63.18	Darwin Piñeyrua	Montevideo	4 May 74
MGL	49.97	Dashdendev Makhshiri	Ulaanbaatar	21 Jul 05	USA	82.71	Rudy Winkler	Eugene	20 Jun 21
MKD	47.82	Ilija Spasovski	Novi Sad	14 Jul 71	UZB	82.66	Andrey Abduvaliev	Tula	9 Jul 97
MLI	42.28	Namakoro Niaré	Melun	26 Apr 80	VAN	34.31	Lachlan Kaisau	Port Vila	13 Dec 17
MLT	56.95	Luca Martini	Marsa	27 Jun 20	VEN	68.54	Pedro Muñoz	Arroyo	21 Feb 14
MNE	57.89	Ilija Šoškic	Podgorica	25 Jul 62	VIE	55.17	Do Tan Truong	Ho Chi Minh	18 Sep 19
MOZ	46.51	Octávio Vicente	Maputo	25 Nov 62	VIN	70.41	Adonson Shallow	Hammond	19 Apr 13
MRI	63.64	Nicholas Li Yung Fong	Réduit	3 Jul 03	ZAM	45.45	Chard Muhwanga	Houston	11 May 18
MYA	58.88	Aung Ye Htet	New Clark City	7 Dec 19	ZIM	57.40	Vincent Lambourn	Harare	29 Jun 96
NAM	52.78	Walter Mostert	Windhoek	23 Jan 82	Javelin Throw				
NCA	57.90	Carlos Arteaga	Managua	8 May 22	AFG	49.59	Said Gilani	Papenburg	29 Jun 14
NED	76.80	Denzel Comenentia	Torrance	18 Apr 19	AIA	62.58	Samek Connor	Edwardsville	21 May 09
NEP	47.66	Tanka B. Thapamagar	Kathmandu	12 Jul 99	ALB	67.32	Vladimir Sokoli	Tiranë	13 May 99
NFI	57.02	Brentt Jones	Middlegate	14 Mar 98	ALG	70.20	Ahmed Mahour Bacha	Tunis	7 Aug 86
NGR	66.93	Christian Okoye	Los Angeles (W)	22 Mar 86	AND	61.64	Adriá Pérez	Pamplona	18 Jul 98
NMI	46.29	Zachariah Hofschneider	Lacey	13 Apr 19	ANG	64.73	Esmeraldino Trigo	Lisboa	9 May 18
NOR	81.58	Eivind Henriksen	Tokyo	4 Aug 21	ANT	66.10	Jeffrey Skerritt	Basseterre	6 Jul 14
NRU	32.80	Gerard Jones	Meneñ	31 Jan 94	ARG	83.32	Braian Toledo	Beijing	24 Aug 15
NZL	73.10	Angus Cooper	Hamilton	23 Jan 94	ARM	79.71	Melik Janoyan	Adler	18 Feb 12
OMA	64.50	Mubeen Rashid I. Al-Kindi	Muscat	4 Feb 22	ARU	61.29	Pierre de Windt	Den Haag	20 May 17
PAK	68.20	Aqarab Abbas	Islamabad	23 Nov 95	ASA	67.40	Frederick Morgan	San Diego	Sep 91
PAN	46.42	René Lynch	San José/CRC	26 Nov 75	AUS	89.02	Jarrold Bannister	Brisbane	29 Feb 08
PAR	58.16	Santiago Sasiain	Asunción	7 Oct 17	AUT	84.03	Gregor Högler	Kapfenberg	17 Jul 99
PER	67.26	Eduardo Acuña	Lima	20 Jun 09	AZE	61.18	Orxan Gasimov	Baku	25 May 19
PHI	68.66	Caleb Stuart	Fullerton	13 Mar 15	BAH	79.89	Keyshawn Strachan	Kingston	16 Apr 22
PLE	40.12	Zohair Assotary	Gaza	28 Sep 00	BAN	64.05	Moniruzzaman	Dhaka	23 Dec 17
PLW	27.31	Leon Mengloi	Koror	4 Oct 06	BAR	78.71	Janeil Craig	St George's	8 Apr 17
PNG	39.45	De'bono Paraka	Suva	30 Jun 17	BDI	61.95	Joseph Kanjobi	Bujumbura	9 Jun 92
POL	83.93	Pawel Fajdek	Szczecin	9 Aug 15	BEL	83.65	Johan Kloeck	Ljubljana	23 May 99
POR	76.86	Vitor Costa	Reims	21 Jul 04	BEN	62.22	Romarc Houénou	Iloro	21 Apr 22
PRK	61.84	Kim Jin Hwan	Sofia	31 May 86	BER	62.12	Brooke Onley	Tuscaloosa	15 May 87
PUR	72.84	Jerome Vega	Tao Baja	8 Apr 22	BHU	50.50	Tashi Wangchuk	Thimphu	5 Jan 05
PYF	58.10	Jean-Claude Duhazé	Pirae	5 May 79	BIH	81.63	Dejan Mileusnic	Zenica	18 Jun 16
QAT	78.19	Ashraf Amjad Al-Saifi	Doha	27 Mar 16	BIZ	51.93	Arlen Kyle Pou	Managua	17 Jun 12
ROU	77.60	Nicolae Bândar	Bucureşti	1 Jun 86	BLR	87.53	Aliaksei Katkavets	Minsk	8 Feb 22
RSA	80.63	Chris Harmse	Durban	15 Apr 05	BOL	67.93	Melbin Soto	Cochabamba	17 Jun 21
RUS	86.04	Sergey Litvinov	Dresden	3 Jul 86	BOT	80.49	Adriaan Stephanus Beukes	Gaborone	31 May 15
SAM	58.66	Alexander Rose	Port Moresby	15 Jul 15	BRA	83.67	Júlio César de Oliveira	São Bernardo	11 Jul 15
SEN	52.40	Adama Camara	Dakar (Ngor)	30 Jul 06	BRN	64.38	Youssef Ali Boukhamas	Tallinn	2 Aug 94
SEY	50.75	Dean William	Bambous	23 Jul 19	BRU	55.84	Jean Merbai Ak Biju	Kota Kinabalu	12 Sep 02
SGP	58.20	James Wong Tuck Yim	Halle	7 Apr 99	BUL	83.40	Mark Slavov	Cluj-Napoca	20 Sep 20
SKN	48.81	Elvis Williams	St Charles	30 Apr 04	BUR	61.00	Calixte Ouédraogo	Ouagadougou	30 May 93
SLE	31.66	W. Y. Kanu	Freetown	26 Dec 80					
SLO	82.58	Primož Kozmus	Celje	2 Sep 09					

COUNTRY	MARK	NAME	VENUE	DATE	COUNTRY	MARK	NAME	VENUE	DATE
CAF	62.62	Mickaël Conjungo	Argentan	12 Jun 99	KEN	92.72	Julius Yego	Beijing	26 Aug 15
CAM	42.30	Chorn Kompeak	Pnomh Penh	25-30 Oct 16	KGZ	77.77	Dmitriy Shnayder	Bishkek	1 Jul 00
CAN	84.81	Scott Russell	Toronto	13 Jul 11	KIR	55.09	Rabangaki Nawai	Apia	12 Dec 06
CAY	75.38	Alexander Pascal	Eugene	7 Jun 17	KOR	83.99	Park Jae-Myong	Wellington	13 Mar 04
CGO	68.61	Jean-Michel Mantsounga	Brazzaville	23-24 May 10	KOS	59.35	Mustafë Rrustemi	Mitrovicë	13 Sep 87
CHA	54.42	Dillah Naiwala	N'Djamena	6 Apr 96	KSA	77.85	Ali S. Jaadani	Irbid	14 Aug 99
CHI	78.69	Ignacio Guerra	Gainesville	1 Apr 11	KUW	73.10	Ghanem Mabrouk Zaid Johar	Budapest	11 Aug 95
CHN	89.15	Zhao Qinggang	Incheon	2 Oct 14	LAO	61.07	Khongma Korakant	Vientiane	17 Dec 09
CIV	71.56	Leonard Koffi Kouadio	Tours	14 Jul 87	LAT	90.73	Vadims Vasiļevskis	Tallinn	22 Jul 07
CMR	71.44	Claude Chamaken	Rabat	30 Aug 19	LBA	66.87	Mohieddine Altaghdi	Al-Qâhira	25 Apr 14
COD	60.76	Otanda Kinimalebo	Kinshasa	23 Jun 96	LBN	62.90	Mohamed Okeibi	Damascus	5 Oct 01
COK	57.18	Daniel Tutai	Nikao	24 Sep 09	LBR	57.20	Jangy Addy	Ratingen	17 Jul 11
COL	82.39	Jaime D. Márquez	Medellín	10 Jul 16	LCA	82.19	Albert Reynolds	Lima	10 Aug 19
COM	53.97	Maoulida Darouèche	Miramas	23 May 10	LES	52.00	Mefi Tsietso	Maseru	14 Dec 02
CPV	65.54	Egner Tavares	Lisboa	1 Feb 14	LIE	71.68	René Michlig	Monaco	5 Jun 07
CRC	66.12	Iván Sibaja	San José/CRC	11 Dec 21	LTU	89.17	Edis Matusievičius	Palanga	27 Jul 19
CRO	82.70	Ivan Mustapić	Zagreb	25 Jul 92	LUX	75.39	Antoine Wagner	Castellón	17 Mar 13
CUB	87.20	Guillermo Martínez	Guadalajara	28 Oct 11	MAC	60.46	Ning Zi Heng	Guangzhou	19 Nov 01
CYP	77.65	Paraskevas Batzavalis	Nicosia	19 May 19	MAD	69.92	Fidèle Rakotonirina	Mahitsy	10 Jun 90
CZE	98.48	Jan Železný	Jena	25 May 96	MAR	76.45	Bilal Nouali	Zaragoza	20 May 17
DEN	81.22	Kenneth Pedersen	København (Ø)	5 Aug 89	MAS	73.34	Mohd Yazid Imran	Singapore	2 Sep 95
DJI	36.49	Saâd Ali Farah	Djibouti	18 Apr 08	MAW	56.93	Stanley Mutali	Harare	3 Jul 05
DMA	68.79	Andre Bazil	Chihuahua	1 Jun 19	MDA	86.66	Andrian Mardare	Split	8 May 21
DOM	71.00	Daniel Alonzo	Montclair	24 Mar 00	MDV	47.60	Abdulla Mahir	Malé	6 Aug 10
ECU	74.68	José Escobar	Cuenca	15 Mar 15	MEX	81.71	David Carreón	Tucson	19 May 22
EGY	89.21	Ihab Abdelrahman	Shanghai	18 May 14	MHL	46.83	Emelido Digno Jr.	Cairns	25 Sep 10
ERI	49.25	Testay Misgun	Aarau	18 Sep 21	MKD	76.50	Dejan Angelovski	Skopje	15 Jul 02
ESA	72.70	Fernando Palomo	Maracaibo	19 Aug 98	MLI	64.87	Moctar Djigui	Bamako	27 Apr 10
ESP	84.80	Odai Jainaga	Chorzów	29 May 21	MLT	66.47	Bradley Mifsud	Andorra	30 May 21
EST	90.61	Magnus Kirt	Kuortane	22 Jun 19	MNE	67.92	Amir Papazi	Istanbul	13 Sep 20
ETH	73.28	Otag Ubang	Hawassa	1 Apr 22	MNT	51.81	Oswald Phillip	San Juan	20 Apr 90
FIJ	81.76	Leslie Copeland	Sydney	3 Apr 16	MON	42.48	Anthony de Sevelinges	Nice	12 May 05
FIN	93.09	Aki Parviainen	Kuortane	26 Jun 99	MOZ	60.16	Felipe Chaimite	Maputo	28 Aug 16
FRA	82.56	Pascal Lefèvre	Duisburg	28 Aug 89	MRI	69.70	Fabio Ramsamy	Réduit	15 May 05
FSM	56.94	Clayton Maliuweligiye	Koror	26 Apr 03	MTN	49.52	Abdul Kader	Al-Kuwait	31 Oct 89
	56.94	Clayton Maliuweligiye	Santa Rita	14 Jun 03	MYA	67.23	Kyaw Swar Moe	Yangon	31 Mar 01
GAB	60.40	Jean-Louis Mézui Assa	Abidjan	25 Feb 90	NAM	78.32	Strydom van der Wath	Potchefstroom	8 May 15
GAM	49.60	Ismaila Kah	Banjul	26 Jun 93	NCA	71.62	Rigoberto José Calderón	Guadalajara	17 Jul 97
GBR	91.46	Steve Backley	North Shore City	25 Jan 92	NED	80.70	Thomas van Ophem	Castricum	7 Jun 17
GBS	52.71	Otoniel Badjana	Lisboa	14 May 16	NEP	70.39	Khursed Ahmed Khan	Kathmandu	29 Sep 99
GEO	75.48	Ambrosi Matiashvili	Moskva	18 Jul 90	NFI	51.00	Michael Dowling	Nikao	24 Oct 01
GEQ	46.70	Manases Mba Micha	Malabo	7 Dec 02	NGR	81.22	Nnadi Chinecherem	Fayetteville	25 May 22
GER	97.76	Johannes Vetter	Chorzów	6 Sep 20	NIG	59.93	Abdoulaziz Garba Bako	Zaria	30 May 21
GHA	83.09	John Ampomah	Cape Coast	8 Jul 16	NMI	59.74	Nick Gross	Valley City	13 May 02
GIB	43.33	Benjamin Power	Collegeville	7 May 22	NOR	91.59	Andreas Thorkildsen	Oslo	2 Jun 06
GRE	91.69	Konstadínos Gatsioudís	Kuortane	24 Jun 00	NRU	49.50	Fine Olsson	Meneñ	17 Sep 94
GRN	93.07	Anderson Peters	Doha	13 May 22	NZL	88.20	Gavin Lovegrove	Oslo	5 Jul 96
GUA	72.21	Luis Mario Taracena	San Salvador	31 Mar 19	OMA	70.11	Khamis Ghabish Al-Quteiti	Zgorzelec	18 Jun 11
GUI	56.00	Fodé Sidibé	Fria	26 Jun 92	PAK	86.38	Arshad Nadeem	Mashhad	12 Apr 21
GUM	71.19	Jon Rozborski	Tucson	24 May 08	PAN	69.71	Jonathan Cedeño	Cd. de Panamá	5 May 18
GUY	78.65	Leslain Baird	Cochabamba	6 Jun 18	PAR	84.70	Edgar Baumann	San Marcos	17 Oct 99
HAI	58.97	Brian Donna	Nacogdoches	6 Apr 18	PER	69.46	Jorge Quiñones	Lima	4 Sep 99
HKG	71.78	Ricky Hui Wai Hei	Jakarta	27 Aug 18	PHI	72.93	Daniilo Fresnido	Vientiane	17 Dec 09
HON	55.70	Ner González	Tegucigalpa	28 Oct 89	PLE	52.12	Mohamed Thabet	Gaza	29 Sep 00
HUN	83.42	Norbert Rivasz-Tóth	Doha	5 Oct 19	PLW	60.86	Dougwin Franz	Koror	5 Aug 10
INA	75.58	Frans Mahuse	Kuala Lumpur	22 Oct 91	PNG	64.89	Lakona Gerega	Townsville	25 Jun 19
IND	88.07	Neeraj Chopra	Patiala	5 Mar 21	POL	89.55	Marcin Krukowski	Turku	8 Jun 21
IRI	76.12	Omid Taji	Erzurum	12 Jun 16	POR	84.78	Leandro Ramos	Doha	13 May 22
IRL	82.75	Terry McHugh	London	5 Aug 00	PRK	63.82	Kim Chol Nam	Pyongyang	21 May 94
IRQ	76.82	Younis Mohsen Saleh	Mashad	12 Apr 21	PUR	76.07	Caleb Nieves	Bradenton	28 May 16
ISL	86.80	Einar Vilhjálmsson	Reykjavík	30 Aug 92	PYF	80.86	Teuraiterai Tupaia	Strasbourg	16 Jun 21
ISR	81.94	Vadim Bavikin	Zaragoza	8 Jun 04	QAT	85.23	Ahmed Bader Magour	Turku	13 Jun 17
ISV	62.05	Avery Joseph	Buffalo	10 May 18	ROU	86.37	Alexandru Novac	Nembro	5 Jul 18
ITA	84.60	Carlo Sonogo	Osaka	8 May 99	RSA	88.75	Marius Corbett	Kuala Lumpur	21 Sep 98
IVB	65.41	Omar Jones	Hutchinson	22 May 09	RUS	92.61	Sergey Makarov	Sheffield	30 Jun 02
JAM	75.01	Orin Powell	Spanish Town	20 Feb 16	RWA	47.15	Eric Muringa	Kigali	13 Dec 20
JOR	58.48	Khaled Jaber	Irbid	8 Jun 95	SAM	67.78	Danny Tuimaseve	Gold Coast	13 Apr 18
JPN	87.60	Kazuhiro Mizoguchi	San Jose	27 May 89	SEN	79.30	Bouna Diop	Fort-de-France	6 Jul 97
KAZ	85.16	Viktor Yevsyukov	Karl-Marx-Stadt	21 Jun 87	SEY	56.85	Gonzague Boniface	Réduit	14 May 89

COUNTRY	MARK	NAME	VENUE	DATE	COUNTRY	MARK	NAME	VENUE	DATE
CUB	8654	Leonel Suárez	La Habana	4 Jul 09	IRL	7882	Carlos O'Connell	Emmitsburg	5 Jun 88
	(11.07 742)	14.39 209 47.65 / 14.15	46.07 470	77.47 4:27.29)		(10.89 750)	13.05 192 48.84 / 14.59w	41.70 440	54.96 4:21.75)
CYP	7802	Georgios Andreou	Vólos	12 Aug 00	IRQ	7271	Abdel Sajjad Saadoun Nasser	Mashad	12 Apr 21
	(10.83 716)	15.16 196 51.21 / 15.37	45.13 490	59.31 5:03.03)		(11.58 705)	11.92 198 49.20 / 15.25	37.09 435	41.41 4:12.35)
CZE	9026	Roman Šebrle	Götzis	27 May 01	ISL	8573	Jón Arnar Magnússon	Götzis	31 May 98
	(10.64 811)	15.33 212 47.79 / 13.92	47.92 480	70.16 4:21.98)		(10.74 760)	16.03 203 47.66 / 14.24	47.82 510	59.77 4:46.43)
DEN	7994	Lars Warming	Götzis	19 Jun 88	ISR 7343	Ariel Attias	Des Moines	14 May 22	
	(11.08 731)	13.54 193 48.03 / 14.34	42.60 470	51.94 4:17.35)		(11.35 701)	14.46 193 52.20/15.59	41.89 460 61.15 5:10.29)	
DOM	7518	José Miguel Paulino	Santo Domingo	17 Jun 17	ISV	5416h	Nathan Taylor	Santo Domingo	11 Jul 81
	(10.85 714)	12.25 191 48.94 / 14.97	36.60 420	58.85 4:32.05)		(12.1 605)	9.67 175 55.8 / 16.7	29.78 340	50.72 5:15.7)
ECU	8004	Andy Preciado	Guayaquil	31 May 21	ITA	8169	Beniamino Poserina	Formia	6 Oct 96
	(10.95 687)	14.16 207 51.28 / 14.23	49.88 450	61.74 4:45.03)		(10.93w 743w)	13.99 199 48.82 / 14.60	44.34 500	58.88 4:36.94)
EGY	7472	Mustapha Taha Hussein	Al-Qâhira	2 May 02	IVB	6609	Paul Hewlett	Indianapolis	13 Aug 87
	(10.96 717)	13.35 181 49.18 / 15.17	45.08 440	49.27 4:42.56)		(11.50 631)	11.69 188 50.76 / 16.03	35.44 420	47.14 4:50.41)
ESA	7517	Santiago Mellado	Seoul	29 Sep 88	JAM	8644	Maurice Smith	Osaka	1 Sep 07
	(11.33 683)	11.63 206 48.37 / 15.39	37.52 460	55.42 4:30.07)		(10.62 750)	17.32 197 47.48 / 13.91	52.36 480	53.61 4:33.52)
ESP	8526	Francisco Javier Benet	Alhama	17 May 98	JOR	6586	Hassan Abou Najem	Irbid	14 Aug 99
	(10.72w 745)	14.57 192 48.10 / 13.83	46.12 500	65.37 4:26.81)		(11.28 654)	11.72 183 48.98 / 15.69	29.29 320	48.35 4:23.53)
EST	8815	Erki Nool	Edmonton	7 Aug 01	JPN	8308	Keisuke Ushiro	Nagano	1 Jun 14
	(10.60 763)	14.90 203 46.23 / 14.40	43.40 540	67.01 4:29.58)		(11.24 715)	15.19 203 49.66 / 14.90	50.17 480	69.11 4:32.62)
ETH	5918	Bekele Tola	Nairobi	12 Aug 87	KAZ	8725	Dmitriy Karpov	Athína	24 Aug 04
	(11.97 589)	11.05 163 51.83 / 17.58	30.48 280	59.64 4:14.63)		(10.50w 781)	15.93 209 46.81 / 13.97	51.65 460	55.54 4:38.11)
FIJ	7397	Albert Miller	Cape Girardeau	24 May 83	KEN	7076	Charles Kokoyo	Brisbane	5 Oct 82
	(11.22 694)	12.64 193 49.73 / 14.60	38.54 380	62.14 4:35.57)		(11.41 708)	12.00 189 49.47 / 14.51	37.72 310	57.80 4:35.57)
FIN	8730	Eduard Hämäläinen	Athína	6 Aug 97	KGZ	7566h	Gennadiy Balakshi	Frunze	30 Apr 78
	(10.81 756)	15.71 197 46.71 / 13.74	50.50 520	59.82 4:37.10)		(10.7 727)	14.10 193 51.9 / 15.1	43.66 470	56.22 4:58.4)
FRA	9126	Kevin Mayer	Talence	16 Sep 18	KIR	4069	Boitu Baiteke	Mata-Utu	4 Sep 13
	(10.55 780)	16.00 205 48.42 / 13.75	50.54 545	71.90 4:36.11)		(12.12 598)	10.33 167 62.96 / 18.66	31.70 2.10	36.78 -)
FSM	4871	Keitani Graham	Suva	9 Jul 03	KOR	7860	Kim Kun-Woo	Daegu	28 Aug 11
	(12.69 488)	10.78 157 56.92 / 19.79	33.07 380	45.15 5:06.85)		(11.11 724)	12.96 196 49.24 / 14.95	39.53 490	53.33 4:15.63)
GAB	6013h	Landry Nambé Busugu	Libreville	24 Mar 88	KSA	7677	Mohamed Jassem Al-Qaree	Doha	20 Dec 11
						(10.60 712)	12.67 200 49.41 / 14.36	38.88 430	58.30 4:52.19)
GBR	8847	Daley Thompson	Los Angeles	9 Aug 84	KUW	7838	Majed Radhi M. Al-Sayed	Doha	23 Apr 19
	(10.44 801)	15.72 203 46.97 / 14.33	46.56 500	65.24 4:35.00)		(11.22 722)	12.98 199 48.96 / 15.05w	37.66 480	56.28 4:15.06)
GBS	5514	Arnaldo dos Santos Fernandes	Santiago/CUB	29 Feb 84	LAO	6298	Oudomsack Chanthavong	Vientiane	14 Dec 09
	(11.01 585)	9.85 170 53.07 / 16.09	28.36 270	46.50 5:25.02)		(11.25 673)	10.16 189 51.86 / 15.41	26.18 370	45.28 4:58.84)
GEO	7756h	Yuriy Dyachkov	Tbilisi	16 Jun 68	LAT	8312	Edgars Eriņš	Valmiera	4 Jun 11
	(10.8 740)	15.70 180 51.2 / 14.6	47.20 440	59.40 4:46.6)		(10.79w 767)	14.19 190 48.65 / 14.56	49.94 450	58.30 4:14.25)
GEQ	3752h	Alfonso Ekwunzei Ikuga	Sabadell	30 Sep 07	LBA	6186h	Imad R. Koueb	Damascus	5 Oct 01
	(11.6 529)	7.97 145 57.8 / 17.8	21.29 220	15.53 5:44.6)		(11.0 685)	10.58 180 50.8 / 15.7	32.55 330	41.92 5:06.3)
GER	8832	Jürgen Hingsen	Mannheim	9 Jun 84	LBN	6873h	Elie Sfeir	Alger	30 Aug 75
	(10.70w 776)	16.42 207 48.05 / 14.07	49.36 490	59.86 4:19.75)		(11.48 717)	11.55 1.86 51.60 / 15.7	34.68 3.90	54.80 4:34.6)
GHA	7811	Atsu Nyamadi	Charlottesville	22 Apr 17	LBR	8025	Jangy Addy	Eugene	30 Jun 08
	(11.24 762)	13.71 193 50.49 / 14.71	45.76 440	59.54 4:42.51)		(10.77 720)	15.63 196 48.61 / 13.73	47.08 440	57.10 5:05.07)
GRE	8069	Pródromos Korkizoglou	lbach	2 Jul 00	LCA	7632	Dominic Johnson	Tucson	27 Mar 98
	(10.60 724)	14.39 201 49.86 / 14.25	41.82 500	56.93 4:50.77)		(10.71 680)	12.83 197 47.43 / 14.79	39.38 490	38.08 4:29.50)
GRN	8539	Lindon Victor	Columbia, SC	12 May 17	LIE	6628h	Alois Büchel	Tokyo	20 Oct 64
	(10.64w 735w)	15.18 205 48.74 / 14.45	55.22 470	68.97 4:55.91)		(11.3 681)	12.16 181 49.7 / 17.5	37.19 400	44.90 4:28.6)
GUA	7448	Octavius Gillespie	Chula Vista	6 Jun 04	LTU	8437	Rišardas Malachovskis	Staiiki	2 Jul 88
	(11.22 732w)	13.14 200 52.17 / 15.39w	42.89 430	60.76 4:58.01)		(10.93 704)	14.94 209 47.77 / 14.34	44.04 490	59.58 4:13.67)
GUM	4324h	Jude Anthony Martinez	Cheney	11 Apr 08	LUX	7484	Marc Kemp	Bruxelles	23 Jun 85
	(11.65 626)	7.78 163 52.40 / 24.3	24.13 235	28.78 5:14.61)		(11.06 737)	12.45 196 50.59 / 15.57	36.82 470	56.88 4:44.42)
GUY	5842h	Laurence Taitt	London	26 Jul 59	MAD	7685	Ali Kamé	Bambous	17 Apr 11
	(11.5 663)	9.86 178 53.4 / 14.9	26.55 312	35.36 4:40.8)		(11.03 733)	13.65 202 50.00 / 15.20	36.66 440	58.78 4:33.60)
HAI	7128	Josue Louis	Azusa	13 Apr 17	MAR	7359	Hakim Moulay Rachid Alaoui	Meknès	8 Jul 04
	(11.23 693w)	12.10 205 51.92 / 14.82	39.00 440	51.97 5:16.70)		(10.9 734)	10.92 203 51.2 / 14.6	39.45 410	53.80 4:37.6)
HKG	6469	Ng Chit Wing	Hongkong	22 Mar 09	MAS	7095	Muhamad Malik Tobias	Bernhausen	8 Jun 03
	(11.29 691)	9.93 203 51.88 / 15.79	30.50 410	38.72 5:03.89)		(11.11 700)	14.23 194 52.64 / 14.83	40.28 450	52.21 5:43.28)
HON	6690	Darwin Colón	San Pedro Sula	28 Jun 08	MAW	6154	Wilfred Ngwenya-Mwalwanda	München	8 Sep 72
	(11.22 682)	12.91 180 50.54 / 14.98	38.18 340	49.12 5:08.00)		(11.95 568)	12.27 165 52.68 / 18.54	38.82 330	71.28 4:37.4)
HUN	8554	Attila Zsvotsky	Götzis	4 Jun 00	MDA	8288	Valeriy Kachanov	Moskva	21 Jun 80
	(10.64w 724)	15.72 218 48.13 / 14.87	45.64 465	63.57 4:23.13)		(11.08 754)	14.53 208 48.70 / 14.61	46.10 450	58.10 4:17.4)
INA	7013	Julius Uwe	Singapore	14 Jun 93	MEX	7614h	Alejandro Cárdenas	Medellín	11 May 96
	(11.23 700)	12.22 177 50.63 / 15.66	41.70 390	57.04 4:48.57)		(10.2 772)	12.55 174 46.33 / 15.73	38.32 440	57.28 4:52.35)
IND	7658	Bharatinder Singh	Bangalore	12 Jun 11	MGL	5945h	Dambo Damdinsuren	Ulan Bator	30 Jun 71
	(10.83 745)	14.67 195 49.83 / 15.27	48.71 400	62.85 5:24.18)		(11.1 623)	9.68 170 53.3 / 16.8	29.46 350	51.30 4:39.2)
IRI	7729	Hadi Sepehrzad	Tehran	25 May 12	MKD	5896	Goran Ackovski	Beograd	5 Jun 88
	(10.82 694)	16.24 194 49.82 / 14.80	49.11 440	52.66 5:09.59)		(11.80 645)	12.09 170 52.65 / 17.55	30.70 283	59.08 4:56.57)

COUNTRY	MARK	NAME	VENUE	DATE	COUNTRY	MARK	NAME	VENUE	DATE
MLI	5903h	Bassan Bagayoko	Béziers	18 Apr 82	SEN	7211	Maba Ndiaye	Val-de-Reuill	13 Aug 00
	(11.6 628 10.93 170 54.5 / 15.9 32.38 385 39.96 4:48.7)					(10.96 723 12.12 200 50.11 / 14.22 38.25 385 46.26 4:49.75)			
MLT	5000	Kevin Cranmer	Bedford	28 May 17	SEY	6727	Percy Laramé	Victoria/SEY	26 Aug 93
	(12.75 540 10.31 172 56.61 / 16.88 26.72 333 37.51 5:02.47)					(11.04 721 11.60 194 51.78 / 15.73 39.00 380 51.04 5:35.45)			
MNE	7846	Darko Pešić	Götzis	28 May 17	SGP	6393h	Tang Ngai Kin	Singapore	3 Sep 78
	(11.25 715w 15.47 194 51.03 / 14.65 45.56 420 59.56 4:24.73)					(10.9 687 11.30 185 51.5 / 15.6 29.68 360 48.02 5:05.5)			
MNT	6216h	Oswald Phillip	San Juan	20 Apr 90	SKN	7258	Adolphus Jones	New Delhi	8 Oct 10
	(11.5 6.86 10.47 1.77 50.8 / 17.3 30.84 3.37 51.81 4:32.28)					(11.22 708 13.47 190 49.46 / 14.89 38.23 420 43.23 4:35.55)			
MON	5683	Anthony de Sevelinges	Nice	16 May 04	SLE	6288	Sam Sillah	Bedford	28 Sep 08
	(11.91 641 10.96 180 55.57 / 16.42 32.79 320 39.83 5:03.67)					(11.28 670 10.35 197 53.53 / 15.56 30.07 340 46.36 4:59.36)			
MOZ	5848	Cândido Coelho	Alger	27 Jul 78	SLO	7718	Damjan Sitar	Maribor	1 Jun 08
	(11.37 658 9.65 179 52.74 / 15.63 25.42 390 34.94 5:17.03)					(11.07 724 12.93 202 49.85 / 14.67 43.41 450 45.68 4:23.76)			
MRI	7591	Guillaume Thierry	Brazzaville	14 Sep 15	SMR	4658	Manuel Maiani	Schio	14 May 00
	(11.57 715 14.36 191 52.57 / 15.04 43.13 460 63.96 4:39.97)					(12.86 530 8.47 160 55.96 / 19.23 22.95 310 41.67 4:34.14)			
MYA	6526h	Soe Myint Aung	Rangoon	4 Jan 86	SOL	5468	Leonard Nonifi	Nuku'alofa	26 Aug 89
						(11.90 627w 8.60 174 52.89 / 16.57 23.26 370 37.90 5:04.31)			
NAM	6647	Timon Dresselhaus	Humble	15 May 21	SRB	8275	Mihail Dudaš	Moskva	11 Aug 13
	(11.36 636 12.24 190 51.39 / 15.09 40.09 400 41.24 5:05.36)					(10.67 751 13.45 196 47.73 / 14.59 44.06 490 59.06 4:26.62)			
NCA	6195h	Dónald Vélez	Cd. de Panamá	7 Mar 70	SRI	7356	Ajith Kumara Karunathilaka	Colombo	4 Aug 18
	(11.5 603 12.63 170 53.2 / 15.9 35.20 350 62.94 5:11.7)					(11.14 735 10.83 190 49.36 / 14.79 36.14 440 58.89 4:49.83)			
NED	8539	Eelco Sinnicolaas	Götzis	28 May 17	STP	4909h	Carlos Amado	Hässelby	31 Aug 96
	(10.57 761 14.62 191 48.37 / 14.16 43.52 540 62.13 4:30.32)					(11.0 626 10.12 165 51.8 / 20.9 23.74 281 32.44 5:14.6)			
NEP	5355h	Dambar Singh Kuwar	Pokhara	28 Sep 87	SUI 8377	Simon Ehammer	Götzis	29 May 22	
	(11.9 584 10.02 178 53.7 / 16.5 27.68 280 34.08 4:37.1)				(10.46 845 14.42 203 48.44 / 13.75 36.98 510 55.98 5:08.51)				
NGR	8028	Ituah Enahoro	Düsseldorf	30 Jul 17	SUR	6526	Gayell Engeso	Santiago/CHI	15 Mar 14
	(10.84 764 14.44 190 48.02 / 14.86 46.65 445 51.57 4:27.94)					(11.49 721 11.96 185 53.06 / 15.53 34.42 370 42.72 4:53.46)			
NIG	6235	Smaël Madougou	St. Étienne	3 Jun 01	SVK	7799	Peter Söldos	Arles	10 Jun 01
	(11.70 655w 10.95 177 53.68 / 16.55w 33.17 440 47.07 5:03.17)					(11.03 722 15.20 190 49.27 / 14.60 46.54 455 57.73 5:04.01)			
NOR 8307	Markus Rooth	Grosseto	1 May 22	SWE	8406	Nicklas Wiberg	Berlin	20 Aug 09	
	(10.90 770w 14.25 195 49.52 / 14.46 45.80 505 60.83 4:30.08)				(10.96 725 14.99 205 48.73 / 14.75 42.28 450 75.02 4:17.05)				
NZL	8359h	Simon Poelman	Christchurch	22 Mar 87	SYR	6905	Ali Mohamed Al-Dahan	Irbid	14 Aug 99
	(10.87 734 15.11 206 49.54 / 14.1 46.66 495 56.94 4:27.2)					(11.28 680 11.72 201 50.88 / 15.09 37.50 400 37.45 4:38.77)			
OMA	5934	Hussein Ali Al-Fedheili	Dubai	13 Dec 12	TAN	5627h	Ernest Joseph	Dar-es-Salaam	3 Dec 72
	(12.22 626 12.05 175 54.36 / 16.81 33.85 370 51.42 5:04.65)					(12.2 605 10.02 165 51.5 / 16.4 32.40 295 40.14 4:26.5)			
PAK	6747h	Ghulam Abbas	Lahore	15 Mar 01	TGA	7062	Sanitesi Latu	Christchurch	27 Jan 74
						(11.34 700 13.34 191 50.62 / 14.77 39.44 360 56.78 5:04.38)			
PAN	7043	Antonio Morales	Fairfax	21 May 99	THA	7809	Sutthisak Singkhon	Jakarta	26 Aug 18
	(11.45 682 11.30 198 50.39 / 15.77 32.94 475 46.06 4:34.45)					(10.85 754 13.71 200 48.49 / 14.88 44.42 420 57.07 4:55.89)			
PAR	6943h	Claudio Escauriza	Asunción	13 Oct 82	TJK	7846	Igor Sobolevskiy	Leningrad	16 Jul 82
	(11.1 715 12.86 185 53.0 / 16.8 45.94 420 60.48 5:14.7)					(11.10 753 14.27 196 49.90 / 15.81 43.48 420 65.16 4:28.25)			
PER	7021h	Miro Ronac	Mainz	8 Jun 80	TKM	7452h	Dmitriy Goryunov	Bryansk	18 Jun 90
	(11.5 670 12.95 192 53.2 / 16.5 45.60 410 62.20 4:42.3)					(10.7 720 14.18 190 49.6 / 15.2 41.24 420 52.92 4:45.9)			
PHI 7469	Aries Toledo	Hanoi	15 May 22	TKS	4536	Alvirto Smith	St. Louis	5 Apr 09	
	(10.85 722 11.92 186 48.18 / 14.76 38.10 420 53.79 4:36.15)				(12.14w 602 8.38 172 56.05 / 19.85 24.27 235 38.60 5:16.47)				
PLE	5220h	Mamdouh Ali	Latakia	19 Aug 92	TOG	5068	Corneille Logo	Council Bluffs	5 May 19
	(12.7 610 10.09 165 55.6 / 19.3 30.64 340 42.64 4:26.2)					(11.57 656 8.52 157 57.35 / 17.33 26.72 290 46.83 5:28.35)			
PNG	7178	Eric Momberger	Emmitsburg	28 Jun 92	TPE	8010h	Yang Chuang-Kwang	Walnut	28 Apr 63
	(11.07 691 13.48 193 50.10 / 15.63 38.64 400 52.20 4:46.04)					(10.7 717 13.22 192 47.7 / 14.0 40.99 484 71.75 5:02.4)			
POL	8566	Sebastian Chmara	Alhama	17 May 98	TTO*	7212	Patrick Russell	Winnipeg	16 Jul 05
	(10.97w 756 16.03 210 48.27 / 14.32 44.39 520 57.25 4:29.66)					(10.98w 724w 13.22 189 50.55 / 15.25 41.51 410 43.70 4:45.64)			
POR	8213	Mário Anibal Ramos	Kaunas	1 Jul 01	TUN	8023	Hamdi Dhouibi	Helsinki	10 Aug 05
	(10.96 723 15.24 201 48.49 / 14.80 48.33 480 54.55 4:28.28)					(10.67w 743 12.85 194 47.04 / 14.56 41.17 480 52.83 4:31.24)			
PRK	7485	Kim Sam Ryong	Maebashi	27 Apr 97	TUR	7757h	Alper Kasapoğlu	Azusa	19 Apr 96
	(10.97 725w 13.24 204 48.91 / 15.48 37.20 450 46.46 4:44.33)					(10.7 757w 14.10 195 50.31 / 14.37w 40.32 480 47.30 4:46.04)			
PUR 8528	Ayden Owens	Walnut	14 Apr 22	UAE	6596	Ibrahim Nasser Al-Matrooshi	Doha	8 Apr 94	
	(10.27 751 14.89 192 46.12/13.80 43.00 470 53.50 4:13.17)				(11.28 651 10.40 190 50.29 / 15.37 33.74 450 48.46 5:29.47)				
PYF	6583h	Robert Tupuhoé	Pirae	30 Apr 86		6596	Abdullah M. Abbas Derouiche	Alger	5 Oct 04
	(10.8 658 9.14 175 49.1 / 15.1 32.46 430 46.90 4:56.6)					(11.72 657 10.58 207 51.59 / 15.35 26.25 460 45.03 5:03.42)			
QAT	7730	Ahmad Hassan Moussa	Ratingen	27 Jun 04	UGA	6805	Teddy Sondota-Ruge	Dallas	1 Jun 03
	(10.91 710 13.60 180 48.84 / 15.01 42.65 420 65.94 4:30.22)					(11.84 620 11.53 192 52.19 / 15.09 37.94 437 58.01 4:57.42)			
ROU	7843h	Vasile Bogdan	Paris	8 Jun 75	UKR	8709	Aleksandr Apaichev	Neubrandenburg	3 Jun 84
	(10.9 726 13.93 195 50.8 / 15.0 41.46 470 59.80 4:19.7)					(10.96 757 16.00 197 48.72 / 13.93 48.00 490 72.24 4:26.51)			
RSA	8398	Willem Coertzen	Götzis	31 May 15	URU	6602h	Sebastián Ortíz	Montevideo	22 Nov 98
	(10.99 746 14.14 203 48.73 / 14.17 44.84 460 68.43 4:22.22)					(11.2 691 12.24 195 53.8 / 16.4 36.04 460 41.05 5:05.3)			
RUS	8698	Grigoriy Degtyaryov	Kyiv	22 Jun 84	USA	9045	Ashton Eaton	Beijing	29 Aug 15
	(10.87 742 16.03 210 49.75 / 14.53 51.20 490 67.08 4:23.09)					(10.23 788 14.52 201 45.00 / 13.69 43.34 520 63.63 4:17.52)			
SAM	6953	Iafeta Sua'mene	Christchurch	15 Mar 75	UZB	8445	Ramil Ganiyev	Athína	6 Aug 97
	(11.48 720w 12.74 184 51.69 / 15.86 40.86 380 59.50 4:59.7)					(10.94 758 14.76 206 48.34 / 14.34 46.04 530 55.14 4:36.78)			

COUNTRY	MARK	NAME	VENUE	DATE	COUNTRY	MARK	NAME	VENUE	DATE
VAN	5448h	David Naupa	Pirae	15 Sep 71	GHA*	1:32:54	Ahmed Tijani Sanni	Cape Coast	29 Apr 06
	(11.49 620 8.67 166 51.0 / 18.24 22.36 280 46.46 4:33.9)				GRE	1:21:12	Aléxandros Papamihail	London	4 Aug 12
VEN	8048	Geormi Jaramillo	Barquisimeto	5 May 18	GUA	1:17:46	Julio Martínez	Eisenhüttenstadt	8 May 99
	(10.86 759 16.10 183 48.56 / 14.10 44.86 450 61.60 5:00.05)				HKG	1:29:41	Chin Man Kit	Takahata	22 Oct 17
VIE	7755	Vu Van Huyen	Guangzhou	25 Nov 10	HON	1:25:25	Santiago Fonseca	Danli	15 May 88
	(10.76 716 11.80 197 48.93 / 15.13 41.36 470 55.14 4:30.20)				HUN	1:20:41	Sándor Urbanik	Podebrady	19 Apr 97
VIN	4759	Godwyn Roban	Pomona	9 Apr 22	INA	1:27:24	Hendro	Nomi	20 Mar 16
	(11.21 626 12.25 182 52.70 / 20.10 - 295 41.20 6:18.03)				IND	1:20:16	Sandeep Kumar Sangwan	Ranchi	13 Feb 21
ZAM	5443h	Samson Mubangalala	Dar-es-Salaam	3 Dec 72	IRI	1:22:52	Hamid Reza Zouravand	Nomi	20 Mar 16
	(12.2 579 9.95 176 55.9 / 16.9 31.95 284 51.04 4:42.6)				IRL	1:19:22	Robert Heffernan	Cheboksary	10 May 08
ZIM	7491	Keegan Cooke	Santa Barbara	13 Jun 15	IRQ	1:37:27	Amir Abdul Razak	Manama	24 Apr 15
	(11.40 697 13.13 193 48.89 / 14.94 37.65 420 60.29 4:30.64)				ISR	1:23:01	Vladimir Ostrovskiy	Ein Gedi	15 Feb 92
					ISV	1:43:58	Henry Klein	Malmö	18 Sep 76
					ITA	1:17:45	Massimo Stano	La Coruña	8 Jun 19
					JAM	1:40:11	Byron Williams	Brighton	15 Apr 72
					JOR	1:40:53	Muein Taa Al-Khalaf	Fukuoka	2 Sep 95
					JPN	1:16:36	Yusuke Suzuki	Nomi	15 Mar 15
					KAZ	1:19:55	Valeriy Borisov	Sochi	20 Apr 96
					KEN	1:18:23	Samuel Gathimba	Nairobi	18 Jun 21
					KGZ	1:24:13	Otto Barch	Kyiv	11 Jun 76
					KOR	1:19:13	Kim Hyun-Sub	Nomi	15 Mar 15
					KSA	2:10:24	Hazam Al-Outeibi	Doha	6 Mar 86
					KUW	1:51:25	Ateya Seoud Khallaf	Al-Kuwait	6 Nov 83
					LAO	1:48:01	Saleumphol Sopraseuth	Luang Prabang	18/19 Feb 97
					LAT	1:19:25	Aigars Fadejevs	Hildesheim	25 Aug 02
					LBA	1:44:26	Idriss Bakloul	Tripoli	26 Apr 85
					LBN	1:35:20	Ali Hassan Ismail	Sumy	9 Jun 12
					LTU	1:19:29	Valdas Kazlauskas	Sochi	19 Feb 89
					LUX	1:26:13	Lucien Faber	Ruse	13 Apr 80
					MAD	1:34:33	Piétron Randrianandrasana	Flic-en-Flacq	13 Aug 06
					MAR	1:30:08	Allouch Othman	Rabat	28 Aug 19
					MAS	1:24:50	Harbans N. Singh	Podebrady	19 Apr 97
					MDA	1:19:32	Viktor Mostovik	New York	3 May 87
					MEX	1:17:26	Bernardo Segura	Fana	7 May 94
					MRI	1:28:49	Jérôme Caprice	La Roche-sur-Yon	12 Mar 17
					MYA	1:29:43	Nyunt Win	Rangoon	24 Feb 97
					NAM	1:42:05	Elvin Alberts	Windhoek	1 Jul 95
					NCA	1:29:30	Luis Canelo	Ranchuelo	23 Jan 89
					NED	1:24:52	Harold van Beek	Vigneulles	1 May 92
					NEP	1:40:48	Ganga Bahadur Shahi	Chandragadi	10 Jan 97
					NGR	1:31:27	Elegbede Bamidele	Abuja	14 Mar 15
					NOR	1:19:11	Erik Tysse	Cheboksary	10 May 08
					NZL	1:21:12	Quentin Rew	Adelaide	19 Feb 17
					OMA	2:16:58	Aiman Sulaiman Al-Hashemi	Muscat	5 Mar 22
					PAK	1:40:11	Kajal Khan	Rawalpindi	18 Feb 71
					PAN	1:23:43	Yassir Cabrera	La Coruña	8 Jun 19
					PAR	1:39:20	Oscar Meza Achi	Xalapa	15 Jul 00
					PER	1:20:45	César Rodríguez	La Coruña	28 May 22
					PHI	1:33:51	Michael Embuedo	Lingayen	11 May 09
					PLE	1:31:22	Ramy Abdelhody Ali Dib	Al-Qâhira	4 Feb 00
					PNG	2:12:13	Joe Kaikai	Port Moresby	14 Sep 91
					POL	1:18:22	Robert Korzeniowski	Hildesheim	9 Jul 00
					POR	1:20:09	João Vieira	Göteborg	8 Aug 06
					PUR	1:24:08	José Meléndez	Adelaide	10 Feb 19
					QAT	1:26:26	Mabrouk Saleh Mohamed	Nice	14 Sep 13
					ROU	1:21:06	Costică Bălan	București	14 Jun 96
					RSA	1:19:18	Lebogang Shange	London	13 Aug 17
					RUS*	1:17:16	Vladimir Kanaykin	Saransk	29 Sep 07
					SEY	2:12:52	Rennick Wayne Pierre Bélize	Belle Vue	19 Apr 13
					SGP	1:34:49	Edmund Sim Soon Chye	Nomi	20 Mar 16
					SLO	1:28:04	Milan Balek	Postojna	28 Aug 83
					SMR	1:33:56	Stefano Casali	Ferrara	14 Apr 85
					SRB	1:21:50	Pedrap Filipović	Surcin	22 Mar 03
					SRI	1:30:10	G. S. Chamila Chandika	New Delhi	18 Feb 17
					STP	1:44:12	Sidney Santos	Leiria	17 Dec 17
					SUI	1:25:20	Alex Florez	Podebrady	13 Apr 13
					SVK	1:18:13	Pavol Blažek	Hildesheim	16 Sep 90
					SWE	1:18:07	Perseus Karlström	La Coruña	8 Jun 19
					SYR	1:32:04	Haytham Assaf	Damascus	24 Jul 87

Note (*)

TTO *Ratified by federation, but wind-assisted under World Athletics rules of the time – though legal after the 2010 rule change!*

20 Kilometres Walk

ALB	1:27:40	Orest Laniku	Pomigliano	2 Apr 05
ALG	1:22:52	Abdelwahab Ferguène	Hildesheim	23 Aug 92
AND	1:39:36	Antoni Martínez	Barcelona	29 Jan 84
ARG	1:22:10	Juan Manuel Cano	London	4 Aug 12
ARM	1:27:01	Vartan Tumasyan	Leningrad	11 Jun 88
ARU	2:04:09	Harlen Manuel Villar Polo	San Sebastián	31 Aug 05
AUS	1:17:33	Nathan Deakes	Cixi	23 Apr 05
AUT	1:25:32	Martin Toporek	Fana	26 Apr 86
AZE	1:24:57	Sergey Shildkret	Novopolotsk	25 Apr 87
BAN	1:30:40	Shafiuddin Titu	Dhaka	19-21 Dec 96
BAR	1:43:25	Eon Mitchell	Bridgetown	25 Jun 99
BEL	1:23:13	Joseph Martens	Goirle	10 Apr 88
BIH	1:28:52	Mico Cvjetković	Ruse	17 Apr 88
BLR	1:18:12	Artur Meleshkevich	Brest	10 Mar 01
BOL	1:23:35	Marco Antonio Rodríguez	Arica	9 May 15
BRA	1:18:47	Caio Bonfim	La Coruña	8 Jun 19
BRN	2:13:24	Rashid Dawass	Doha	4 Mar 82
BUL	1:20:43	Lyubomir Ivanov	Sofia	26 Jun 88
CAM	1:54:31	Siravut Sinn	La Habana	6 May 06
CAN	1:19:20	Inaki Gomez	Nomi	20 Mar 16
CGO	1:39:08	Armand Grâce Bazoungoula	Brazzaville	2-4 Aug 19
CHI	1:20:48	Yerko Araya	Buenos Aires	5 Jun 11
CHN	1:16:54	Wang Kaihua	Huangshan	20 Mar 21
CMR	1:30:12	Hervé Nzossié	Bafoussam	20 Jun 14
COD	1:38:35	Mboyo Harouna	Brazzaville	15 Sep 15
COK	1:52:33	Uaongo Areal	Rarotonga	1 May 80
COL	1:18:53	Éider Arévalo	London	13 Aug 17
COM	2:47:39	Abdoulkarim Saïd Ahamada	Mutsamudu	17 Apr 16
CPV	1:57:45	Nílson Tavares	Maputo	14 Sep 11
CRC	1:23:12	Allan Segura	Cheboksary	10 May 08
CRO	1:28:26	Aleksandar Raković	Balassagyarmat	21 Sep 91
CUB	1:21:45	Jorge Pino	Matanzas	30 Jul 02
CYP	1:47:29	Ioannis Karpasitis	Athína	8 Mar 59
CZE	1:19:18	Jiří Malysa	Eisenhüttenstadt	17 Jun 00
DEN	1:22:18	Claus Jørgensen	Eisenhüttenstadt	11 May 96
DMA	2:03:30	Albert Turlet	Nogent-sur-Marne	9 Nov 19
DOM	1:27:08	Jorge Méndez	Santo Domingo	20 May 17
ECU	1:17:21	Jefferson Pérez	Paris (St. Denis)	23 Aug 03
EGY	1:22:14	Mohamed Ragab Saleh	El Maadi	27 Mar 22
ESA	1:25:20	Walter Sandoval	Cd. de Guatemala	13 Jun 09
ESP	1:17:22	Francisco Fernández	Turku	28 Apr 02
EST	1:23:01	Vassili Matveyev	Alushta	13 Oct 85
ETH	1:22:50	Yohanis Algaw	Rabat	28 Aug 19
FIJ	1:44:14	Pramesh Prasad	Melbourne	23 Jun 19
FIN	1:19:52	Reima Salonen	Pihtipudas	21 Jun 86
FRA	1:17:02	Yohan Diniz	Arles	8 Mar 15
GBR	1:19:38	Tom Bosworth	Gold Coast	8 Apr 18
GEO	1:26:23	Maciej Rosiewicz	Zaniemyśl	20 Apr 13
GER	1:18:42	Andreas Erm	Eisenhüttenstadt	17 Jun 00
	1:18:42	Christopher Linke	La Coruña	8 Jun 19

COUNTRY	MARK	NAME	VENUE	DATE	COUNTRY	MARK	NAME	VENUE	DATE
THA	1:29:40	Sakchai Samothkao	Manila	22 Sep 03	LAT	2:34:36+	Aigars Fadejevs	München	8 Aug 02
TJK	1:22:16	Vladimir Gerus	Cherkassy	27 Apr 80	LTU	2:38:06	Tadas Šuškevičius	Murcia	16 Feb 14
TKM	1:29:15	Aivars Zvidēris	Riga	10 Oct 71	MDA	3:00:45+	Feodosii Chumachenko	Dudince	26 Mar 11
TPE	1:28:18	Chang Wei-Jui	Nomi	17 Mar 19	MEX	2:29:24	José Luis Doctor	Dudince	23 Apr 22
TTO	1:47:34	Nolan Simmons	Coventry	13 May 78	MRI	2:53:47	Jérôme Caprice	Dudince	23 Apr 22
TUN	1:19:02	Hatem Ghoula	Eisenhüttenstadt	10 May 97	NED	2:50:01+	Rick Liesting	Dudince	23 Mar 19
TUR	1:18:42	Salih Korkmaz	Antalya	6 Mar 21	NOR	2:33:59+	Trond Nymark	Berlin	21 Aug 09
UAE	1:36:41	Ayoob Mohamed Sarwashi	Guangzhou	21 Nov 10	NZL	2:32:58	Quentin Rew	Melbourne	15 May 22
UGA	1:57:02	Nelsensio Byingingo	Al-Qâhira	27 Aug 82	PAN	2:39:22	Yassir Cabrera	Dudince	23 Apr 22
UKR	1:18:37	Ruslan Dmytrenko	Taicang	4 May 14	PER	2:37:10	César Rodríguez	Dudince	23 Apr 22
USA*	1:22:02	Tim Seaman	Vallensbæk	22 May 04	PHI	3:34:36	Saturnino Salazar	Torino	13 Oct 02
UZB	1:23:22	Nikolay Bashkirtsev	Cheboksary	13 May 84	POL	2:28:30	Robert Korzeniowski	Eschborn	12 Jun 93
VEN	1:22:10	Richard Vargas	Roma	7 May 16	POR	2:33:23	João Vieira	Dudince	23 Apr 22
	1:22:10	Richard Vargas	Warszawa	23 Jun 18	ROU	2:38:00	Marius Cocoran	Lepe	30 Jan 22
VIE	1:23:29	Nguyen Thanh Ngung	Nomi	20 Mar 16	RSA	2:32:52	Wayne Snyman	Cape Town	15 Jan 22
ZAM	2:06:11	Feston Bwalya	San Jose	1 Jun 91	RUS	2:21:31	Vladimir Kanaykin	Sochi	19 Feb 06
ZIM	2:07:55	A. Johnston	Hannover	31 Jul 79	SRB	2:42:08+	Aleksandar Raković	Dudince	16 May 97
					SUI	2:45:08	Pascal Charrière	Senigallia	31 May 98
					SVK	2:30:34+	Matej Tóth	Dudince	21 Mar 15
					SWE	2:31:54	Perseus Karlström	Dublin	19 Dec 21
					TUN	3:04:43+	Hatem Ghoula	Roma	8 May 16
					TUR	2:44:20	Mert Atli	Antalya	22 Jan 22
					UKR	2:30:17	Igor Sakharuk	Alushta	28 Feb 14
					USA	2:38:16	Nick Christie	Dublin	19 Dec 21
					VEN	2:48:19+	Yereman Salazar	Roma	8 May 16

Notes (*)

GHA Doubtful distance

RUS 1:16:43 Sergey Morozov Saransk 8 Jun 08 – not ratified as a world record because there was no doping control

USA 1:21:48 Tim Lewis St. Leonard 10 May 86 – short distance

35 Kilometres Walk

ALG	2:56:12+	H'Mimed Rahouli	New York	2 May 87
ARG	2:41:37	Juan Manuel Cano	Lepe	30 Jan 22
AUS	2:29:11+	Nathan Deakes	Geelong	2 Dec 06
AUT	3:38:15+	Roman Brzezowsky	Feldbach	3 Oct 21
BEL	2:38:29+	Godfried Dejonckheere	Fleurus	2 Jul 88
BLR	2:31:43	Vitaliy Gordey	Sochi	20 Feb 00
BOL	2:47:13+	Ronal Quispe	London	13 Aug 17
BRA	2:33:57	Caio Bonfim	Bragança Paulista	9 Jan 22
CAN	2:34:39+	Evan Dunfee	Río de Janeiro	19 Aug 16
CHI	2:42:43	Camilo Acuña	Nueva Imperial	4 Feb 12
CHN	2:29:35	He Xianghong	Dudince	23 Apr 22
CMR	3:18:39+	Daniel Foudjem Ngano	La Coruña	14 May 06
COD	4:00:00+	Albert Mukwa Ngambene	Saransk	13 May 12
COL	2:30:46	José Montana	Dudince	23 Apr 22
CRC	2:50:21	Deiby Cordero	Dudince	23 Apr 22
CRO	2:45:15	Bruno Erent	Antalya	22 Jan 22
CYP	3:43:40	John Constandinou	Tilburg	1 Oct 06
CZE	2:39:39+	Miloš Holuša	Naumburg	23 May 98
DEN	2:42:12+	Jacob Sørensen	Dublin	15 Jun 02
DMA	4:03:52	Albert Turlēt	Tilburg	3 Oct 21
ECU	2:31:25	Andrés Chocho	Dudince	23 Apr 22
EGY	2:50:22+	Ahmed Deifalla Mohamed	Dudince	19 Mar 16
ESA	2:37:11	Emerson Hernández	San Salvador	6 Feb 11
ESP	2:27:53	Miguel López	Lepe	30 Jan 22
EST	3:09:31+	Virgo Adusoo	Podebrady	16 May 21
ETH	3:13:46+	Debeko Yanka Degife	La Coruña	14 May 06
FIJ	3:18:42+	Pramesh Prasad	Melbourne	9 Sep 18
FIN	2:31:24	Aleksi Ojala	Laitila	21 May 22
FRA	2:29:28	Yohann Diniz	Épinal	17 Mar 19
GBR	2:36:19	Chris Maddocks	Örnsköldsvik	29 Jun 91
GEO	2:46:10+	Maciej Rosiewicz	London	11 Aug 12
GER	2:29:58	Christopher Linke	Frankfurt	30 Apr 22
GRE	2:36:45	Aléxandros Papamihail	Mégara	28 Feb 21
GUA	2:31:26	Érick Barrondo	Dudince	23 Apr 22
HKG	3:03:52	Chin Man Kit	Hongkong	18 Dec 21
HON	2:54:01+	José Romero	Dudince	20 Mar 21
HUN	2:32:30	Sándor Urbanik	Budapest	6 Feb 99
IND	2:40:16	Juned Khan	Ranchi	17 Apr 22
IRL	2:31:19+	Robert Heffernan	Dublin	15 Jul 00
ITA	2:26:16	Alex Schwazer	Montalto Di Castro	24 Jan 10
JPN	2:26:40	Masatora Kawano	Wajima	17 Apr 22
KAZ	2:35:02+	Sergey Korepanov	Naumburg	13 Apr 03
KOR	2:36:40+	Park Chil-Sung	Incheon	1 Oct 14

50 Kilometres Walk

ALB	4:40:04	Sadik Dimiri	Elbasani	21 Apr 76
ALG	4:19:15	H'Mimed Rahouli	Boumerdès	12 Mar 87
ARG	4:14:29	Jorge Loréface	Buenos Aires	9 May 93
ARM	4:20:40	Vagarshak Arzumian	Yerevan	11 Oct 55
AUS	3:35:47	Nathan Deakes	Geelong	2 Dec 06
AUT	4:02:39	Stephan Wögerbauer	Prerov	7 Jun 92
AZE	3:54:47	Sergey Shieldkret	Leningrad	17 Jul 85
BEL	3:47:34	Godfried Dejonckheere	Arras	10 Sep 89
BLR	3:40:02	Aleksandr Potashov	Moskva	27 May 90
BOL	4:02:00	Ronal Quispe	Río de Janeiro	19 Aug 16
BRA	3:47:02	Caio Bonfim	Río de Janeiro	19 Aug 16
BUL	4:07:46	Boncho Lapkov	Békéscsaba	14 Apr 85
CAN	3:41:38	Evan Dunfee	Río de Janeiro	19 Aug 16
CHI	3:58:54	Eduard Araya	Cd. Juárez	6 Mar 16
CHN	3:36:06	Yu Chaohong	Nanjing	22 Oct 05
CMR	5:03:21	Daniel Foudjem Ngano	Mérignac	18 Mar 18
COK	5:37:31	Uaongo Areai	Okato	Jun 80
COL	3:47:41	James Rendón	Valley Cottage	14 Sep 14
CRC	4:16:25	Deiby Cordero	Dudince	20 Mar 21
CRO	4:05:02	Bruno Erent	Dudince	23 Mar 19
CUB	3:52:19	Edel Oliva	Mar del Plata	24 Mar 95
CYP	5:16:59	John Constandinou	Yverdon-les-Bains	29 Oct 06
CZE	3:49:08	Miloš Holuša	Fribourg	14 Apr 96
DEN	3:51:46	Jacob Sørensen	Dublin	15 Jun 02
DMA	5:45:19	Albert Turlēt	Étampes-sur-Marne	24 Nov 19
ECU	3:42:57	Andrés Chocho	Cd. Juárez	6 Mar 16
EGY	4:22:04	Ahmed Deifalla Mohamed	Dudince	19 Mar 16
ESA	3:53:57	Emerson Hernández	London	11 Aug 12
ESP	3:38:43	Valentín Massana	Orense	20 Mar 94
EST	4:07:10	Olav Laiv	Kohtla-Järve	14 Jun 75
ETH	4:58:54	Debeko Yanka Degife	La Coruña	14 May 06
FIJ	4:56:55	Pramesh Prasad	Melbourne	9 Sep 18
FIN	3:39:34	Valentin Kononen	Dudince	25 Mar 00
FRA	3:32:33	Yohan Diniz	Zürich	15 Aug 14
GBR	3:51:13	Dominic King	Dudince	20 Mar 21
GEO*	3:57:28	Aleksandr Shcherbina	Alma Ata	17 Oct 65
GER	3:37:46	Andreas Erm	Paris (St. Denis)	27 Aug 03
GHA*	4:42:15	Kofi Ali	Cape Coast	29 Apr 06
GRE	3:49:56	Aléxandros Papamihail	London	11 Aug 12
GUA	3:41:09	Érick Barrondo	Dudince	23 Mar 13
HKG	4:39:51	Tse Chun Hung	Hongkong	1 Jan 20

COUNTRY	MARK	NAME	VENUE	DATE	COUNTRY	MARK	VENUE	DATE
HON	4:01:07	Santiago Fonseca	Cd. de Guatemala	12 Jan 86	ALB	41.48	Velenje	10 Jun 95
HUN	3:43:56	Máté Helebrandt	London	13 Aug 17			(Makaj, A. - Luli, O. - Shepeteja, S. - Parmeza, A.)	
INA	4:32:20	Hendro	Jakarta	30 Aug 18	ALG	39.89	Marrakech	12 Aug 14
IND	3:56:00	Sandeep Kumar Sangwan	New Delhi	18 Feb 17			(Hamoudi, M. - Bouguesba, A. - Athmani, S. D. - Bouhadda, S.)	
IRL	3:37:54	Robert Heffernan	London	11 Aug 12	AND	42.82	Alcobendas	18 Jun 16
ISR	4:17:07	Shaul Ladany	Marcinelle	2 Jul 72			(Sangra, L. - De Sa Gomes, M. - Poulet, K. - Vilchez, M.)	
ISV	5:09:04	Henry Klein	Malmö	18 Sep 76	ANG	40.41	Marrakech	12 Aug 14
ITA	3:36:04	Alex Schwazer	Rosignano Solvay	11 Feb 07			(Gaspar, M. - Alexandre, O. - Baltazar, P. - de Oliveira, K.)	
JPN	3:36:45	Masatora Kawano	Takahata	27 Oct 19	ANT	38.01	Beijing	29 Aug 15
KAZ	3:39:22	Sergey Korepanov	Mézidon	2 May 99			(Walsh, Ch. - Bailey, D. - Jarvis, J. - Francis, M.)	
KEN	4:25:24	William Sawe	Seoul	30 Sep 88	ARG	39.85	Santiago/CHI	24 Oct 10
KGZ	3:52:05	Otto Barch	Moskva	27 Jul 79			(Wilken, M. - Jiménez, M. - Robledo, M. - del Valle, P.)	
KOR	3:45:55	Park Chil-Sung	London	11 Aug 12	ARM	41.5	Tbilisi	3 May 79
LAT	3:43:18	Aigars Fadejevs	Ogre	6 Jun 98	ARU	42.35	Mayagüez	16 Jul 11
LBA	5:15:53	Ahmed Issa Yekou	Tunis	15 Sep 67			(Goeloe, G. - Gómez, J. - Lourens, Sh. - Brell, Q.)	
LTU	3:48:24	Artur Mastianica	Dudince	20 Mar 21	ASA	44.52	Suva	7 Sep 79
LUX	4:10:05	Lucien Faber	Bad Krotzingen	15 Apr 84			(Amisone, T. - Tinae, I. - Tulua - La'au, E.)	
MAD	6:11:14	Flaviano Rakotonirina	Saint-Denis/REU	18 Apr 10	AUS	38.17	Göteborg	12 Aug 95
MAR	4:57:29	Hassan Kouchaoui	Albi	21 Apr 84			(Henderson, P. - Jackson, T. - Brimacombe, S. - Marsh, D.)	
MAS	4:10:05	Govindasamy Saravanan	Kuala Lumpur	21 Sep 98		38.17	London	10 Aug 12
MDA	4:01:38	Feodosii Chumachenko	Kyiv	24 Sep 99			(Alozie, A. - Ntiamoah, I. - McCabe, A. - Ross, J.)	
MEX	3:41:20	Rául González	Podebrady	11 Jun 78	AUT	39.16	Luzern	25 Jun 96
MRI	4:13:41	Jérôme Caprice	Dudince	23 Mar 19			(Schützenauer, M. - Lachkovics, M. - Griesser, T. - Pöstinger, C.)	
MYA	4:21:52	Nyunt Win	Rangoon	17 Jan 97	AZE	39.78	Sarajevo	20 Jun 09
NCA	4:23:55	Luis Canelo	Ranchuelo	2 Apr 89			(Bulichev, V. - Guliyev, R. - Abbasov, R. - Setin, P.)	
NED	3:58:21	Harold van Beek	Békéscsaba	5 Apr 92	BAH	38.52	Glasgow	1 Aug 14
NGR	6:00:16	Charles Arosanyin	Bradford	3 Jun 02			(Griffith, A. - Fraser, W. - Hart, Sh. - Smith, T.)	
NOR	3:41:16	Trond Nymark	Berlin	21 Aug 09	BAN	40.59	Islamabad	25 Oct 89
NZL	3:46:29	Quentin Rew	London	13 Aug 17			(Shah Jalal, M. - Shah Alam, M. - Choudhury, S. - Hossain Milzer, M.)	
PAN	4:37:17	Leonel Ramos	Cd. de México	17 Apr 83	BAR	38.41	Barranquilla	2 Aug 18
PER	3:56:35	Pavel Ivar Chihuán	Taicang	3 May 14			(Brathwaite, Sh. - Burke, M. - Ellis, B. - Hoyte, J.)	
PHI	4:22:38	Saturnino Salazar	Lingayen	19 May 97	BDI	42.32	Annaba	1 Sep 88
PLE	5:59:57	Yasser Ali Dib	Al-Qâhira	26 Aug 95			(Niyonkuru, J. - Sindyigaya, A. - Ntahimpéra, K. - Surwingana, L.)	
POL	3:36:03	Robert Korzeniowski	Paris (St. Denis)	27 Aug 03	BEL	39.05	Paris (St. Denis)	30 Aug 03
POR	3:45:17	João Vieira	Pontevedra	4 Mar 12			(Bongelo, B. - Ferro, A. - Beyens, K. - De Baerdemaker, X.)	
PUR	4:16:00	Luis López	Xalapa	29 Nov 14	BEN	40.17	Johannesburg	15 Sep 99
QAT	5:30:00	Mohamed Salem	(Belgium)	12 Jul 82			(Moutalabi, I. - Fanou, A. - Dangbo, P. - Alamou, S.)	
ROU	3:55:29	Marius Cocoran	Podebrady	16 May 21	BER	39.75	Montreal	27 Jun 76
RSA	3:53:09	Marc Mundell	Dudince	20 Mar 21			(Sharpe, M. - Trott, D. - Dill, C. - Simons, G.)	
RUS	3:34:14	Denis Nizhegorodov	Cheboksary	11 May 08	BHU	46.1	Thimphu	9-13 Jul 14
SGP	5:07:03	Arumugan Kannan	Rangoon	9 Dec 69			(Kumar, D. - Ghalley, D. - Dorji, D. - Tshering, M.)	
SLO	4:18:28	Milan Balek	Wien	16 Oct 83		46.1	Thimphu	19
SMR	4:37:12	Stefano Casali	Pescara	20 Mar 94	BIH	41.19	Limassol	19 Jun 21
SRB	3:48:01	Aleksandar Raković	Mézidon	2 May 99			(Vikalo, E. - Vejzović, H. - Malkočević, R. - Savić, E.)	
SUI	3:59:20	Pascal Charrière	Fribourg	14 Apr 96	BIZ	41.16	Managua	11 Dec 17
SVK	3:34:38	Mátej Tóth	Dudince	21 Mar 15			(Monsanto, R. - Jones, B. - Anderson, M. - Gill, S.)	
SWE	3:44:49	Bo Gustafsson	Seoul	30 Sep 88	BLR	39.44	Kyiv	13 Jul 91
THA	4:32:40	Sakchai Samothkao	Jakarta	16 Oct 97			(Cherkashen, A. - Starovoitov, A. - Safronnikov, L. - Knysch, A.)	
TJK	3:58:13	Aleksandr Kormilitsyn	Leningrad	3 Aug 85	BOL	40.46	Cochabamba	7 Jun 18
TKM	4:24:07	Oleg Bogdanov	Riga	10 Sep 58			(Abán, C. - Bustillo, R. - Vargas, J. - Abán, P.)	
TPE	4:10:13	Chang Wei-Lin	Taicang	5 May 18	BOT	39.01	Gaborone	30 Mar 19
TTO	4:47:05	Francis Thomas	Port-of-Spain	18 Jun 72			(Motukisi, K. - Thebe, B. - Mothibi, K. - Talane, X.)	
TUN	3:58:44	Hatem Ghoula	Sta Eulària	4 Mar 07	BRA	37.72	Doha	5 Oct 19
TUR	4:44:46	Özgur Özhan Pamuk	Roma	8 May 16			(do Nascimento, R. - dos Santos, V. - Silva, D. - de Oliveira, P.A.)	
UKR	3:40:39	Igor Glavan	Moskva	14 Aug 13	BRN	39.55	Baku	19 May 17
USA	3:48:04	Curt Clausen	Mézidon	2 May 99			(Al-Khaldi, S. - Salem, M. Y. - Issa, M. A. - Fisher, A.)	
UZB	3:54:47	Ionat Oliikh	Leningrad	3 Aug 85	BRU	40.21	Kuala Lumpur	25 Aug 17
VEN	4:02:48	Yereman Salazar	Roma	8 May 16			(Faaizul, M. - Ar-Rasyid, M. F. - Abdullah, A. R. - Fakhri, I. M.)	
					BUL	38.99	Moskva	1 Aug 80
							(Pavlov, V. - Ivanov, L. - Karanyotov, I. - Petrov, P.)	
						38.99	Sofia	14 Aug 82
							(Markov, N. - Atanasov, V. - Karanyotov, I. - Petrov, P.)	
					BUR	39.57	Beyrouth	3 Oct 09
							(Son, S. - Sanou, I. - Bologo, I. - Kobéan, G.)	
					CAF	41.3	Libreville	8 Jul 76
							(Paouli, E. - Toro, A. - Mbetingeret, R. - Ngbangandimbo, T.)	
					CAM	41.24	Hanoi	16 May 22
							(Chantivea, Y. - Chanyourong, N. - Salin, T. - Sokong, P.)	

Notes (*)

GE0 3:57:28 – probably short course & downhill. Alternative record –
3:59:49 Maciej Rosiewicz Wien 4 Oct 14

GHA doubtful distance

4 x 100 Metres Relay

AFG	43.11	Dhaka	7 Feb 10
		(Azizi, M. - Anwari, W. - Ghanazda, A. Q. - Hamkar, G. S.)	
AIA	42.5	Road Town	6 Jul 91

COUNTRY	MARK	VENUE	DATE	COUNTRY	MARK	VENUE	DATE
CAN	37.64	Río de Janeiro	19 Aug 16	GAM	39.44	Rabat	28 Aug 19
		(Haynes, A. - Brown, A. - Rodney, B. - De Grasse, A.)				(Jobe, S. - Sey, M. - Joof, A. - Camara, E.)	
CAY	39.54	La Habana	4 Jul 09	GBR	37.36	Doha	5 Oct 19
		(Hyman, K. - Cuffy, T. - Hamil, D. - Morgan, Carlos)				(Gemili, A. - Hughes, Z. - Kilty, R. - Mitchell-Blake, N.)	
CGO	39.54	Cd. de México	12 Sep 79	GBS*	42.31	Bissau	2 Jun 07
		(Ntsana Nkounkou, A. - Nkanza, L. - Bassegela, J. - P. - Nkounkou, T.)				(Cò, J. - Dabó, L. - Lopes, A. - Da Silva, H.)	
CHA	41.1	Québec	17 Aug 74	GEO	40.40	Moskva	29 Jul 79
CHI	39.49	São Paulo	10 Jun 00			(Bagashvili, G. - Chitadze, T. - Mekvabishili, B. - Ivanov, V.)	
		(Keitel, S. - Faúndez, J. P. - Roach, Ric. - Roach, Rodr.)		GEQ	43.9	Malabo	5 Jun 96
CHN	37.79	Doha	4 Oct 19			(Pidal, J. - Nsue, N. - Elanga, B. - Mahama, F.)	
		(Su Bingtian - Xu Zhouzheng - Wu Zhiqiang - Xie Zhenye)		GER	38.02	Weinheim	27 Jul 12
	37.79	Tokyo	6 Aug 21			(Reus, J. - Unger, T. - Kosenkow, A. - Jakubczyk, L.)	
		(Tang Xingqiang - Xie Zhenye - Su Bingtian - Wu Zhiqiang)		GHA	38.08	Tokyo	5 Aug 21
CIV	38.60	Edmonton	12 Aug 01			(Safo-Antwi, S. - Azamati, B. - Yeboah, E. - Amoah, J.)	
		(Meité, I. - Douhou, A. - Sonan, Y. - N'Dri, É. P.)		GIB	42.04	Gibraltar	12 Jul 19
CMR	39.25	Sevilla	28 Aug 99			(Montado, J. - Gill, C. - Torres, J. - Franco, J.)	
		(Ngapout, J. - F. - Bengono, S. - Batangdon, J. - Toukéné - Guébogo, C.)		GRE	38.61	Paris	19 Jun 99
COD	42.67	Brazzaville	16 Jul 04			(Séggos, V. - Alexópoulos, A. - Panayiotópoulos, Y. - Hoídas, H.)	
		(Kombo, R. M. - Kitengé, F. - Tshiyinga, M. - Kiyana, M.)		GRN	40.13	St George's	5 Jul 03
COK	44.80	Avarua	2 Aug 85			(Mitchell, A. - Swan, B. - McIntosh, F. - Alexander, A.)	
		(Simiona, T. - Puna, T. - Tinirau, T. - Ioane, V.)		GUA	39.25	La Habana	30 Jul 00
COL	38.97	Cochabamba	7 Jun 18			(Tinoco, J. - Blanco, M. R. - Meneses, O. - Meneses, J.)	
		(Renteria, J. - Palomeque, D. - Chará, Y. - Baloyes, B.)		GUI	41.5	Fria	5 Jan 75
COM	41.60	Victoria/SEY	12 Aug 11				
		(Athoumane, M. - Mhadjou, Y. - Bacar, J. - Toyb, M.)		GUM	43.32	Koror	8 Aug 98
CPV	41.7	Praia	14 Jul 17			(Claros, R. - Claros, P. - Neilsen, D. - Garcia, P.)	
		(Carvalho, B. - Gonçalves, R. - Santos, A. - Martins, D.)		GUY	39.59	Cd. de México	20 Oct 75
CRC	40.44	Managua	22 Jun 19			(Schultz, C. - Wilson, A. - Collison, D. - Gilkes, J.)	
		(Guzmán, B. - Calimore, Sh. - Monge, J. - Allen, H.)		HAI	40.43	Nivelles	20 Aug 00
CRO	39.76	Zagreb	29 Jul 00			(Clervil, G. - Dorival, D. - Afriani, V. - Marseille, W.)	
		(Krajacic, S. - Vojnovic, D. - Orsolici, V. - Buinjac, T.)		HKG	38.47	Taipei	26 May 12
CUB	38.00	Barcelona	8 Aug 92			(Tang Yik Chun - Lai Chun Ho - Ng Ka Fung - Tsui Chi Ho)	
		(Simón, A. - Lamela, J. - Isasi, J. - Aguilera, J. L.)		HON	40.55	San José/CRC	29 Dec 20
CYP	39.12	Bari	18 Jun 97			(García, M. - Matute, Y. - Solis, G. - Glenn, K.)	
		(Skender, G. - Marcoullides, A. - Katsantonis, P. - Zisimides, Y.)		HUN	38.67	Budapest	11 Aug 86
CZE	38.62	Genève	15 Jun 19			(Karaffa, L. - Nagy, I. - Tatár, I. - Kovács, A.)	
		(Stromšik, Z. - Veleba, J. - Jirka, J. - Záleský, D.)		INA	38.77	Jakarta	30 Aug 18
DEN	38.16	Tokyo	5 Aug 21			(Fadlin, M. A. - Zohri, L. M. - Rimbawan, E. - Kertanegara, B.)	
		(Hansen, S. - Kamanga-Dyrbak, T. - Musah, K. - Schou-Nielsen, F.)		IND	38.89	New Delhi	12 Oct 10
DJI	45.6	Ali Sabieh	30 May 13			(Molla, R. - Suresh, S. - Mon, S. - Qureshi, A. N.)	
		(Hassan, F. - Iltireh, S. D. - Abdi, A. A. - Ibrahim, S. H.)		IRI	39.69	Tehran	21 Jun 13
DMA	40.48	St George's	5 Jul 03			(Ghasemi, R. - Habibi, A. R. - Zamani, M. - Taftian, H.)	
		(Florant, F. - James, S. - Lloyd, C. - John, B. K.)		IRL	39.26	Sydney	29 Sep 00
DOM	38.52	Río de Janeiro	16 May 16			(McAdorey, J. - Ryan, G. - Comyns, T. - Brizzel, P.)	
		(Méndez, M. - de la Cruz, Y. - del Carmen, S. - Martínez, Y.)		IRQ	40.44	Manama	26 Apr 15
ECU	39.62	Trujillo	28 Nov 13			(Zubaiyen, H. - Abdulzahra, F. - Mohamed, A. J. - Juma, M. H. A.)	
		(Morán, L. - Valencia, J. - Nazareno, F. - Quiñónez, A.)		ISL	40.40	Tel Aviv	24 Jun 17
EGY	40.17	Al-Qâhira	23 Nov 07			(Stefánson, T. - Jasonarsson, I.K. - Gunnarsson, K. - Kárason, A.)	
		(Ayed, S. S. - Mersal, H. H. - Majdi, M. - Ibrahim Seoud, A. M.)		ISR	38.81	Sevilla	28 Aug 99
ERI	42.4	Addis Ababa	3 May 84			(Yaar, R. - Jablonka, G. - Kafri, T. - Porkhomovskiy, A.)	
				ISV	39.89	La Habana	4 Jul 09
ESA	40.77	Cd. de Guatemala	1 Dec 01			(Durant, A. - Henry, T. - Walters, D. - Dascent, C.)	
		(Roque, J. C. - Benítez, R. A. - Serpas, A. E. - Navarro, A. J.)		ITA	37.50	Tokyo	6 Aug 21
ESP	38.46	Moskva	18 Aug 13			(Patta, L. - Jacobs, L. M. - Desalu, E. - Tortu, F.)	
		(Vilés, E. - Ruiz, R. - Hortelano, B. - Rodríguez, Á. D.)		IVB	39.78	Port-of-Spain	25 Jun 17
EST	39.52	Zürich	16 Aug 14			(Stephens, Sh. - McMaster, K. - Todman, R. - Brathwaite, R.)	
		(Muru, M. - Veessalu, R. - Ellisaar, M. - Niit, M.)		JAM	36.84	London	11 Aug 12
ETH	40.76	Addis Ababa	2 May 08			(Carter, N. - Frater, M. - Blake, Y. - Bolt, U.)	
		(Lencho, A. - Misbah, M. - Takiso, T. - Gelelcha, W.)		JOR	41.9	Baghdad	10 May 94
FIJ	40.15	Tafuna	20 Aug 97			(Abdelbaki, S. - Shaman, M. - Aouida, M. - Abou Najem, H.)	
		(Babitu, A. - Delai, J. - Nakaunicina, S. - Bole, S.)		JPN	37.43	Doha	5 Oct 19
FIN	38.92	Berlin	12 Aug 18			(Tada, S. - Shiraiishi, K. - Kiryu, Y. - Sani Brown, A.H.)	
		(Rantala, E. - Ahlfors, O. - Lehtonen, O. - Purola, S.)		KAZ	39.30	Sochi	31 May 88
FRA	37.79	Split	1 Sep 90			(Yazyinin, Y. - Borov, O. - Muravyov, V. - Savin, V.)	
		(Morinière, M. - Sangouma, D. - Trouabal, J. - C. - Marie - Rose, B.)		KEN	39.40	Nairobi	30 Jul 10
FSM	42.12	Suva	12 Jul 03			(Kimaru, S. - Mutegi, A. M. - Barasa, S. - Soy, K.)	
		(Howard, John - Rudolph, P. - Graham, K. - Howard, Jack)		KGZ	40.43	Alma Ata	25 May 91
GAB	39.5	Antananarivo	3 Sep 97			(Bodrov, V.)	
		(Tayot, C. - Dovy, L. - Mocchi - Raoumbé, P. - Boussombo, A.)					

COUNTRY	MARK	VENUE	DATE	COUNTRY	MARK	VENUE	DATE
KIR	44.11	Abay	18 Jul 18	MYA	41.76	Nay Pyi Taw	16 Dec 13
		(Makin, K. - Willie, T. - Tonana, M. - Burennaira, B.)				(Kyaw San Lin - Kyaw Zin Aung - Zaw Lwin Htoo - Thet Zaw Win)	
KOR	38.74	Jinhua	6 Jul 14	NAM	39.22	Brazzaville	15 Sep 15
		(Oh Kyung - Soo - Cho Kyu - Won - Kim Kuk - Young - Yeo Yo - Su - Ah)				(Tjiviju, E. - Kaanjuka, H. - Gurirab, D. - Uri Khob, J.)	
KOS*	43.42	Mitrovicë	8 Aug 20	NCA	41.59	La Habana	15 Jun 86
		(Gashi, Y. - Osmanaj, L. - Ahmeti, E. - Ajazaj, M.)				(Pérez, H. - Newball, H. - Guillén, R. - Lisby, G.)	
KSA	38.98	Qatif	28 Mar 02	NED	37.91	Doha	4 Oct 19
		(Al - Saker, K. - Mubarak, M. A. - Al - Yami, S. M. - Al - Saffar, J. A.)				(van Gool, J. - Burnet, T. - Paulina, H. - Martina, Ch.)	
KUW	39.75	Manama	26 Apr 15	NEP	41.17	Madras	23 Dec 95
		(Al - Youha, I. - Al - Youha, Y. - Al - Mandeel, A. - Al - Mutairi, M.)				(Shrestha, L. - Pandey, S. - Chaudhari, R. K. - Thapa, G.)	
LAO	41.64	Kuala Lumpur	25 Aug 17	NFI	45.51	Middlegate	12 Dec 01
		(Khentanone, N. - Botvilaithong, S. - Lathsavong, A. - Inthavong, K.)				(Menzies, D. - Graham - Moge, B. - Christian, W.)	
LAT	39.32	Moskva	18 Jun 83	NGR	37.94	Athína	9 Aug 97
		(Murašovs, G. - Razmuss, R. - Tone, J. - Āboliņš, A.)				(Ezinwa, O. - Adeniken, O. - Obikwelu, F. - Ezinwa, D.)	
LBA	42.08	Casablanca	8 Aug 85	NIG	41.13	Niamey	13 Dec 05
						(Aliou, D. - Bello, Y. - Garba, A. - Saâdou, I.)	
LBN	41.62	Beyrouth	27-30 Jun 19	NMI	44.78	Susupe	28 Jun 06
		(Mansour, H. - Hamade, Y. - Saleh, H. - Hadid, N.)				(Roligat, D. - Omar, T. - Dillay, D. - Jones, B.)	
LBR	39.77	Sydney	29 Sep 00	NOR	38.96	München	21 Jun 97
		(Mawenh, K. - Cooper, S. - Reyes, A. - Koyian Morlu, A.)				(Ramirez, F. - Ertzgård, J. - Sivle, P. I. - Moen, G.)	
LCA	40.56	Winnipeg	30 Jul 99	NRU	44.27	Port Vila	13 Dec 17
		(John, E. - Johnson, D. - Henville, D. - Promesse, R.)				(Dageago, D. - Harris, J. - Jeremiah, J. - Harris, H.)	
LES	42.11	Johannesburg	15 Sep 99	NZL	38.99	Sydney	20 Nov 05
		(Mosili, M. - Molise, R. - Mphou, M. - Thuso, S.)				(Roberts, D. - Falealili, D. - Dolphin, J. - Donaldson, C.)	
LIE*	42.41	Monaco	16 May 87	OMA	39.36	Doha	23 Apr 19
		(Nägele)				(Al-Balushi, M. - Al-Harhi, B. M. - Al-Saadi, M. O. - Al-Saifi, A.)	
LTU	39.81	Beograd	12 Jul 09	PAK	40.24	Quetta	9-11 May 16
		(Dilyš, E. - Sakalauskas, R. - Adomavičius, Ž. - Pranckevičius, A.)				(Shahbaz, M. - Ali, L. - Ali, U. - Ahmed, U.)	
LUX*	41.28	Varaždin	10 Aug 19	PAN	40.07	Caracas	9 May 07
		(Évora, L. - Bidaine, P. - Boussong, O. - Graillet, F.)				(Rodríguez, A. - Edmund, A. - Gibson, J. - Edward, A.)	
MAC	40.77	Tianjin	9 Oct 13	PAR	39.99	Cochabamba	7 Jun 18
		(Pao Hin Fong - Yang Zi Xian - Lao long - Lam Kin Hang)				(Ortiz, Ch. - Duré, N. - Cáceres, J. - Maidana, F.)	
MAD	40.49	Antananarivo	16 Aug 07		39.99	Trujillo	25 Aug 18
		(Randrianarison - Zafimahakoko - Rakotoarimanana - Sinosoke)				(Maidana, F. - Ortiz, Ch. - Díaz, G. - Duré, N.)	
MAR	39.61	Latakia	7 Sep 92	PER	40.38	Cd. de México	23 Jul 88
		(El Kandoussi, M. - Moudamane, M. - Bensaddou, D. - El Boukhari, A.)				(del Rio, J. - Mautino, G. - Mautino, M. - del Castillo, M.)	
MAS	39.09	Hanoi	16 May 22		40.3	Quito	20 Jul 88
		(Fahmi, M. A. - Arshad Saat, M. - Hanafi, M. H. - Ismail, M. Z.)				(del Castollo, M. - Mautino, M. - Mautino, G. - Fernández, Ó.)	
MAW	43.2	Luanshya	24 Sep 83	PHI	39.11	Kuala Lumpur	25 Aug 17
						(Lopena, A. - Bagsit, A. C. - Cray, E. - Beram, T.)	
MDA	40.70	Moskva	29 Jul 79	PLE	42.2	Al-Kuwait	10 Apr 79
		(Soin - Ganchenko, A. - Yordanov, Y. - Afteni, A.)					
MDV	41.21	Guwahati	10 Feb 16	PLW	42.57	Santa Rita	11 Jun 99
		(Saaid, H. - Haleem, H. - Inaas, H. - Ahmed, A.)					
MEX	39.17	Taipei	28 Aug 17	PNG	40.29	Pirae	24 Aug 95
		(Gallegos, H. - Moreno, I. E. - Ramirez, C. Alanis, J. C.)				(Akia, A. - Pulu, P. - Ali, A. - Babo, S.)	
MGL	42.3	Ulan Bator	11 Aug 90	POL	38.31	London	10 Aug 12
						(Masztak, K. - Kuć, D. - Kubaczyk, R. - Kryński, K.)	
MHL	44.55	Kolonia	26 Jul 02	POR	38.65	Rieti	1 Aug 15
		(Ishoda, B. - Hermios, R. - Matthew, C. - Cress, R.)				(Costa, A. - Obikwelu, F. - Abrantes, A. - Nascimento, Y.)	
MKD	42.7	Skopje	17 Sep 75	PRK	41.3	Pyongyang	25 Apr 95
		(Cadikovski, G. - Koevski, D. - Taševski, Z. - Blagoev, T.)					
	42.86	Banská Bystrica	22 Jun 13	PUR	39.04	Daegu	4 Sep 11
		(Golubic, S. - Efremov, K. - Ajdarov, R. - Pandev, R.)				(Amalbert, M. - Rodríguez, C. - Holston, M. - López, M.)	
MLI	40.83	Porto Novo	23 May 09	PYF	41.8	Pirae	11 Sep 71
		(Berthé, R. - Coulibaly, G. - Diarra, M. - Mariko, B.)				(Salmon, J. - Aunoa, A. - Bourné, J. - Tetaria, C.)	
MLT	40.63	Andorra	2 Jun 05	QAT	39.05	Athína	9 Aug 97
		(Mallia, J. - Chouhal, R. - Bonello, M. - Gilford, D.)				(Abbas, J. - Al - Sheib, S. - Youssef, J. S. - Mubarak, S. M.)	
	40.63	Andorra	4 Jun 05	ROU	39.18	Erzurum	14 Jul 18
		(Mallia, J. - Chouhal, R. - Bonello, M. - Gilford, D.)				(Homiu, C. F. - Terpezan, A. - Neagoe, I. A. - Rezmives, P.)	
MNE	41.12	Baku	21 Jun 15	RSA	37.65	Doha	4 Oct 19
		(Rakić, L. - Vojvodić, B. - Cetković, S. - Petričević, B.)				(Dlodlo, Th. - Magakwe, S. - Munyai, C. - Simbine, A.)	
MNT	42.34	Vieux Fort	22 Feb 14	RUS	38.46	Split	1 Sep 90
		(Morris, J. - Ryan, L. - Skerritt, A. - Dyett, A.)				(Zharov, I. - Krylov, V. - Fatun, O. - Goremykin, A.)	
MOZ	41.70	Gaborone	1 Jun 13	RWA	43.6	Nairobi	3 Dec 06
		(Kudzanai, A.)				(Minani, F. - Mulinda, I. - Ndayisaba, S. - Barabesya, J. D.)	
MRI	38.99	Edmonton	11 Aug 01	SAM	40.26	Apia	19 Jul 19
		(Casquette, A. - Milazar, E. - Augustin, F. - Buckland, S.)				(Ah Vui, S. - Masoe, K. - Peter Alefosio, K. - Dodson, J.)	
MTN	43.45	Bakau	11 May 01				

COUNTRY	MARK	VENUE	DATE	COUNTRY	MARK	VENUE	DATE
SEN	39.36	Nice	15 Jul 92	UKR	38.51	Erzurum	12 Jun 21
(Loum, O. - Loum, S. - Mbaye, A. M. - Seck, C. L.)				(Kostrystsya, E. - Vasiliyev, A. - Prykodko, K. - Smelyk, S.)			
SEY	40.31	Abidjan	25 Jul 17	URU	40.14	Bogotá	26 Jun 99
(Dodin, S. - Sicobo, D. - Azemia, N. - Henriette, L.)				(Viera, H. - Techeira, R. - Estefan, D. - Sarmiento, D.)			
SGP	39.24	Singapore	12 Jun 15	USA*	37.10	Doha	5 Oct 19
(Kang Li Loong, C. - Yeo Foo Ee, G. - Lee Cheng Wei - Jamal, M. A.)				(Coleman, C. - Gatlin, J. - Rodgers, M. - Lyles, N.)			
SKN	38.41	London	10 Aug 12	UZB	39.70	Moskva	20 Jun 83
(Roland, L. - Rogers, J. - Adams, A. - Lawrence, B.)				(Pavlov, S. - Khuzyakhmetov, Z. - Tabakov, V. - Rubinshteyn, A)			
SLE	38.91	Atlanta	2 Aug 96	VAN*	41.73	Port Vila	13 Dec 17
(Lisk, P. - Ganda, T. - Thomas, Josephus - Turay, S.)				(Lolten, S. - Toa, B. - Mento, B. - Simeon, M.)			
SLO	39.20	Sevilla	22 Jun 02	VEN	39.01	Barquisimeto	10 Jun 12
(Predanić, R. - Osovnikar, M. - Fridrih, B. - Žumer, J.)				(Chirinos, J. - Ramírez, A. - Rivas, D. - Acevedo, J.)			
SMR	41.63	Macerata	3 Jul 21	VIE	39.87	Hanoi	16 May 22
(Ercolani Volta, A. - Gasperoni, A. - Molinari, F. - Sansovini, F.)				(Ng. Dinh Vu - Trinh Viet Tu - Le Queyen Loi - Ngan Ngoc Nghia)			
SOL	41.55	Apia	8 Sep 07	VIN	40.02	Kingston	26 Feb 22
(Kabitan, N. - Iroga, J. - Manioru, F. - Walasi, C.)				(Compton, M. - Rawlins, J. - Simmonds, E - Primus, S.)			
SOM	43.6	Baghdad	10 Apr 80	YEM	42.96	New Delhi	26 Nov 82
SRB	39.79	Sarajevo	19 Sep 81	ZAM	39.31	Brazzaville	14 Sep 15
(Nikolić, M. - Zarić, D. - Popović, A. - Milinkov, N.)				(Hazemba, C. - Kasinda, B. - Mukhala, T. F. - Siame, S.)			
SRI	39.08	Gold Coast	14 Apr 18	ZIM	38.95	Gaborone	30 Mar 19
(Eashan, H. W. - Ambepitiya, Sh. - Ashroff, M. A. - De Silva, V. M)				(Kamungeremu, D. - Tumba, T. - Vambe, I. - Makusha, N.)			
SSD	46.4	Gulu	24 Aug 17	Notes (*)			
(Emmanuel, E. L. -)				<i>GBS Better marks reported by federation in 2013 to 2016 – questionable</i>			
STP	43.4	São Tomé	10 Jul 82	<i>KOS 43.3 Mitrovicë 4 Jul 83 – with a Serbian runner</i>			
(Manuel, S. - Lombá, F. - Lima, R. V. - Cadio Paraiso, A.)				<i>LIE Federation accepts records with foreign residents – 41.31 and 42.31 with non-residential foreigner</i>			
SUD	41.27	Alger	26 Jul 78	<i>LUX 40.7 with US citizen; 41.22 Andorra, 2 Jun 05 – with Belgian citizen</i>			
SUI	38.54	Zürich	16 Aug 14	<i>USA 37.04 (Kimmons, T. - Gatlin, J. - Gay, T. - Bailey, R.) London 11 Aug 12 – retrospectively disqualified because of doping violation of Gay</i>			
(Mancini, P. - Schenkel, A. - Somasundaram, S. - Wilson, A.)				<i>VAN 41.26 Pirae 24 Aug 95 – with a foreigner</i>			
SUR	42.35	Kourou	9 Apr 16	4 x 400 Metres Relay			
(Alberg, I. - Resida, R. - Pansa, R. - Vanan, J.)				AFG 3:20.77 Bhubaneswar9 Jul 17			
SVK	39.81	Banská Bystrica	1 Jul 00	(Abdul Wahab, Z. - Khairandesh, W. I. - Abdul Zaher, G. - Koshal, S.)			
(Kováč, I. - Vanderka, M. - Noskovič, L. - Brinarský, M.)				AIA 3:24.3 Road Town5 Jul 92			
SWE	38.63	Atlanta	2 Aug 96	(Smith, K. - Davis, D. - Proctor, D. - Richardson, K.)			
(Karlsson, P. - Mårtensson, T. - Hedner, L. - Stenius, P.)				ALB 3:17.30 Pitești26 Jun 16			
SWZ	39.75	Germiston	22 Mar 17	(Makaj, M. - Muço, E. - Murataj, E. - Qerama, E.)			
(Matsenjwa, S. - Shongwe, M. - Dlamini, S. - Zwane, T.)				ALG 3:02.78 Bari18 Jun 97			
SYR	41.58	Damascus	7 Oct 09	(Louahla, S. A. - Talhaoui, K. - Aichaoui, A. - Louahla, M.)			
(Al - Terais, B. - Rahal, A. - Farzat, A. - Saoudi, B.)				AND 3:22.68 Limassol20 Jun 21			
TAN	40.92	Christchurch	31 Jan 74	(Blasi, P. - Moya, P. - Carabaña, N. - Vilella, E.)			
(Kwimba, J. - Kamanya, C. - Rmeyemamu, N. - Chihota, N.)				ANG 3:12.92 Al-Qâhira26 Sep 91			
TGA	41.20	Port Moresby	21 Sep 91	(Macamba, J. - Falcão, A. - Capindica, J. - Paulo, J.)			
(Koula, T. - Fauonuku, T. - Mafi, M. - Suli, P.)				ANT 3:09.46 Atlanta2 Aug 96			
THA	38.58	Hanoi	16 May 22	(Barnes, N. - Terry, M. - Browne, M. - Lindsay, H.)			
(Khongprasit, C. - Dabbang, S. - Phanpae, S. - Boonson, P.)				ARG 3:08.53 Bogotá27 Jun 99			
TJK	40.02	Moskva	18 Jun 83	(Aguirre, G. - Gats, C. - Cacián, G. - Spector, D.)			
(Miroshnichenko, D. - Leonidov, S. - Zayvoronok, I. - Mirov, Y.)				ARM 3:16.0 Moskva30 Jul 67			
TKM	40.69	Moskva	18 Jun 83	(Topilin, A. - Khudoley, M. - Moskalenko, V. - Taranov, A.)			
(Redzhepov, G. - Redzhepov, M. - Redzhepov, K. - Khrenov, K.)				ARU 3:49.28 Oranjestad30 Jun 18			
TKS	41.21	Toronto	12 Aug 18	(Vermeulen, T. - Vermeulen, J. - Geerman, Z. -			
(Jennings, C. - Otuonye, I. - Gardiner, D. - Agenor, E.)				ASA 3:37.6 Tafuna18 Aug 97			
TOG	39.45	Göteborg	12 Aug 95	(Leovao, J. - Iofi, M. - Faavae, P. - Uiagalelei, S.)			
(Folligan, T. - G. - Lawson, M. - Amégnigan, K. F. - Akoto, K.)				AUS 2:59.70 Los Angeles11 Aug 84			
TPE	38.76	Taipei	25 May 19	(Frayne, B. - Clark, D. - Minihan, G. - Mitchell, R.)			
(Wei Tai-Sheng - Wong We-Hsu - Yang Chun-Han - Cheng Po-Yu)				AUT 3:02.95 Athína9 Aug 97			
TTO	37.62	Berlin	22 Aug 09	(Pöstinger, C. - Griesser, T. - Rechbauer, A. - Elouardi, R.)			
(Brown, D. - Burns, M. - Callender, E. - Thompson, R.)				AZE 3:09.15 Tashkent20 Sep 86			
TUN	41.1	Izmir	15 Oct 71	(Sinepupov, I. - Tatoyev, F. - Vamishin, A. - Dudkin, Y.)			
(Belkhodja, M. - Rouine, A. - El Fray, H. - Gadri, S.)				BAH 2:56.72 London10 Aug 12			
TUR	37.98	Berlin	12 Aug 18	(Brown, C. - Pinder, D. - Mathieu, M. - Miller, R.)			
(Barnes, E. Z. - Harvey, J. A. - Hekimoğlu, Y. - Guliyev, R.)				BAN 3:12.41 Dhaka25 Dec 93			
TUV	46.07	Port Vila	13 Dec 17	(Hossain Milzer, M. - Giasuddin, M. - Khan Choudhury, F. - Nayeem, A. R.)			
(Koliano, T. - Nukualofa, V. - Petaia, M. - Maibuca, K.)				BAR 3:01.60 Los Angeles11 Aug 84			
UAE	39.85	Al Ain	28 Oct 11	(Louis, R. - Peltier, D. - Edwards, C. - Forde, E.)			
(Al - Saabi, A. S. - Al - Salfa, B. J. - Rustom, H. G. - Al - Salfa, O. J.)							
UGA	39.67	Nairobi	8 Aug 87				
(Musonge, M. - Ssali, J. - Olweny, S. - Bitoga, E.)							

COUNTRY MARK	VENUE	DATE	COUNTRY MARK	VENUE	DATE
BDI 3:06.19	Nairobi	11 Aug 87	DEN 3:07.08	Uden	2 Jul 11
(Nyabenda, P. - C. - Rugerinyange, C. - Nsazurwimo, A. - Kwizera, D.)			(Riis, J. - Bube, A. - Hyde, N. - Ekeland - Arenander, N.)		
BEL 2:57.88	Tokyo	7 Aug 21	DJI 3:28.4	Djibouti	19 Apr 08
(Doom, A. - Sacoor, J. - Borlée, D. - Borlée, K.)			(Nour, H. - Djama - Iscander - Farah, M.)		
BEN 3:11.71	Ouagadougou	27 May 07	DMA 3:11.06	Cali	6 Jul 08
(De Campos, B. - Chérif Issa, A. - Tevoue, D. N. - Gnaligo, M.)			(Bazil, J. - Hurtault, E. - Benjamin, T. - Lloyd, C.)		
BER 3:11.30	Indianapolis	16 Aug 87	DOM 3:00.15	Beijing	29 Aug 15
(Douglas, T. - Bean, G. - Trott, W. - Whaley, D.)			(Cuesta, G. - Soriano, Y. - Santos, J. - Santos, L.)		
BHU 4:10.1	Thimphu	92	ECU 3:06.94	Nairobi	21 Aug 21
			(Angulo, K. - Maldonado, M. - Salas, St. - Minda, A.)		
BIH 3:09.47	Pitești	26 Jun 16	EGY 3:08.18	Al-Qâhira	12 Aug 85
(Malkočević, R. - Avdić, S. - Mujezinović, A. - Tuka, A.)			(Mersal, N. A. H. - Ghanem, A. A. - Rahab, R. A. - Ahmed, H. K.)		
BIZ 3:16.80	San Pedro Sula	13 Dec 97	ERI 3:18.3	Asmara	9 Jun 13
(McKoy, M. - Wade, J. - Jones, J. - Shaw, E. A.)			(Jorjo, Ch. - Hassen, O. - Amanuel, Y. - Gebriel, F.)		
BLR 3:03.78	Plovdiv	20 Jun 04	ESA 3:15.71	Cd. de Guatemala	2 Dec 01
(Ratnikov, M. - Vershinin, L. - Kozlov, A. - Yelistratov, A.)			(Arias, C. A. - Serpas, A. E. - Navarro, A. J. - Cortés, R.)		
BOL 3:17.25	La Paz	22 Oct 77	ESP 3:00.65	London	13 Aug 17
(Aguayo, E. - Torrico, J. - Prado, R. - Ibáñez, J. C.)			(Husillos, Ó. - Búa, L. - Echeverry, D. - García, S.)		
BOT 2:57.27	Tokyo	7 Aug 21	EST 3:06.07	Iraklio	21 Jun 15
(Makwala, I. - Thebe, B. - Ngozi, Z. - Ndori, B.)			(Kunnappu, K. - Niit, M. - Tipp, R. - Mägi, R.)		
BRA 2:58.56	Winnipeg	30 Jul 99	ETH 3:05.6	Addis Ababa	15 Jun 14
(da Silva, C. Q. - Oliveira, A. J. - de Araújo, E. - Parrela, S.)			(Hailu, K. - Hailemariam, M. - Morka, B. - Beker, H. T.)		
BRN 3:03.97	Jakarta	30 Aug 18	FIJ 3:07.15	Kuala Lumpur	20 Sep 98
(Isah, M. - Khamis, A. K. - Khamis, Ab. - Abbas, A.)			(Babitu, A. - Rogo Semiti, H. - Bole, S. - Nakaunicina, S.)		
BRU 3:21.41	Manila	3 Dec 91	FIN 3:01.12	München	10 Sep 72
(Jaafar, K. - Wee Hong Boon - Hj Sanip, M. A. - Hj Nordin, S.)			(Lönnqvist, S. - Salin, A. - Karttunen, O. - Kukkuaho, M.)		
BUL 3:01.61	Stuttgart	21 Aug 93	FRA 2:58.96	Paris (St. Denis)	31 Aug 03
(Georgiev, Z. - Stankulov, T. - Raikov, K. - Ivanov, A.)			(Djhane, L. - Keita, N. - Diagana, S. - Raquil, M.)		
BUR 3:13.91	Lomé	14 May 06	FSM 3:25.49	Kolonia	26 Jul 02
			(Howard, Jack - Howard, John - Graham, K. - Rudolph, P.)		
CAF 3:11.91	Bondoufle	13 Jul 94	GAB 3:14.1	Yaoundé	16 Apr 95
(Biguet, M. - Toupane, E. - Maidjida, Z. - Ngbogo, V.)			(Nzengué, H. - Ondo, A. - Tayot, Ch. - Matamba, F.)		
CAM 3:18.10	Singapore	5 Sep 73	GAM 3:10.44	Warri	13 Jun 14
(Samphon, M. - Savin, Ch. - Soeun, S. - Saran, K.)			(Sonko, A. - Jammeh, A. - Jammeh, O. - Keita, T.)		
CAN 3:02.64	Montreal	31 Jul 76	GBR 2:56.60	Atlanta	3 Aug 96
(Seale, I. - Domansky, D. - Hope, L. - Saunders, B.)			(Thomas, I. - Baulch, J. - Richardson, M. - Black, R.)		
CAY 3:13.77	Gibraltar	12 Jul 19	GBS 3:28.69	Bissau	3 Jun 07
(Brooks, Sh. - Smikle, M. - Jackson, J. - Murray, K.)					
CGO 3:11.28	București	26 Jul 81	GEO 3:10.8	Tashkent	22 Aug 67
(Mankou - Mankou, G. - Mandonda, A. - Obounghat, G. - Bémou, J. - D.)			(Sarkisyan, S. - Andreyev, A. - Bakhtadze, T. - Kozelskiy, Y.)		
CHA 3:14.9	Libreville	8 Jul 76	GEQ 3:42.93	Yaoundé	20 Apr 02
CHI 3:06.34	Medellín	8 Aug 89	GER 2:59.86	Erfurt	23 Jun 85
(Hevia, H. - Krauss, A. - Squella, P. - Morales, C.)			(Möller, F. - Schersing, M. - Carlowitz, J. - Schönlebe, T.)		
CHN 3:03.55	Doha	24 Apr 19	GHA 3:04.76	Warri	24 Jul 15
(Lu Zhiqun - Wu Lei - Yang Lei - Wu Yuang)			(Effah, G. - Gyasi, D. - Acheampong, K. - Dasor, E.)		
CIV 3:03.50	Los Angeles	10 Aug 84	GIB 3:20.29	Rhódos	6 Jul 07
(Degnan, K. - Nogboum, A. - Djédjémel, R. - Tiacoh, G.)			(Taylor, L. - Carroll, D. - Vassallo, D. - Lavers, J.)		
CMR 3:11.9	Yaoundé	25 Mar 17	GRE 3:02.21	München	24 Jun 07
(Afabaga, D. W. - Moulalal, M. - Nyamjua, D. - Tetndap, N.)			(Régas, D. - Doupis, Y. - Grávalos, D. - Iakovákis, P.)		
COD 3:20.4	Kinshasa	15 Aug 00	GRN 3:04.27	Mayagüez	17 Jul 11
			(Redhead, J. - James, K. - Charles, J. - Bartholomew, R.)		
COK 3:34.5	Nikao	13 Oct 20	GUA 3:13.83	Toluca	20 Jul 08
(Tolosa, D. - Nabou, N. - Mateariki, T. - Beddoes, A.)			(Villagrán, H. - Holwerda, P. - Ayala, A. - Quevedo, C.)		
COL 2:59.50	Doha	6 Oct 19	GUI 3:22.4	Conakry	28 May 88
(Perlaza, A. - Palomeque, D. - Solís, J. - Zambrano, A.)			(Bah, A. A. - Camara, M. - Damba, S. - Diallo, L.)		
COM 3:15.75	Victoria/SEY	13 Aug 11	GUM 3:30.6	Mangilao	1 Apr 94
(Darouèche, M. - Athoumane, M. - Karani, A. - Bacar, J.)			(Quitlong, F. - Wilson, D. - Quan, T. J. - Evangelista, J.)		
CPV 3:20.62	Bambolim	25 Jan 14	GUY 3:09.00	Philadelphia	29 Apr 17
(Moniz, B. - Évora, I. - Alves, M. - Freire, S.)			(Griffith, J. - George, W. - Cumberbatch, K. - McLean, A.)		
CRC 3:05.11	Toronto	24 Jul 15	HAI 3:10.28	Mayagüez	17 Jul 11
(Robinson, G. - Brenes, N. - Lynch, J. - Drummond, G.)			(Beauvais, A. - Joseph, M. - Monrose, R. - Orelus, P.)		
CRO 3:05.42	Ljubljana	25 Jul 00	HKG 3:11.28	Incheon	29 Sep 14
(Peršić, E. - Habun, N. - Bakarić, F. - Juricić, D.)			(Chan Ka Chun - Leung King Hung - Ho Tsz Fung - Choi Ho Singh)		
CUB 2:59.13	Barcelona	7 Aug 92	HON 3:19.4	Tegucigalpa	12 Jan 90
(Martínez, L. - Herrera, H. - Téllez, N. - Hernández, R.)			(Idiaquez, C. F. - Castillo, R. - Guity, J. - Flores, C. G.)		
CYP 3:11.16	Beograd	7 Jun 98	HUN 3:03.64	Athína	6 Jun 99
(Agiomamitis, A. - Afamis, G. - Pochanis, C. - Demosthenous, E.)			(Szeglet, Z. - Nyilasi, P. - Bella, A. - Bédi, T.)		
CZE 3:02.42	Cluj-Napoca	20 Jun 21	INA 3:09.54	Singapore	17 Jun 93
(Tedar, J. - Müller, V. - Desenský, M. - Šorm, P.)			(Persulesy, N. - Wettebosi, E. - Don Bosco - Balagaise, H.)		

COUNTRY MARK	VENUE	DATE	COUNTRY MARK	VENUE	DATE
IND 3:00.25	Tokyo	6 Aug 21	MAS 3:06.64	Kuala Lumpur	23 Oct 91
(Anas, Y.M. - Tom, N. N. - Rajiv, A. - Jacob, P.A.A.)			(Hashim, A. - Parlan, Y. - Vellabouy, S. - Nordin Jadi, M.)		
IRI 3:07.87	Aleppo	20 Sep 10	MAW 3:11.97	Nairobi	11 Aug 87
(Bouazar, R. - Hashemi, S. - Moradi, S. - Mangasar, E.)			(Ganunga, I. - Silweya, O. - Dzekedzeke, K. - Chigwenembe, A.)		
IRL 3:01.26	Beijing	29 Aug 15	MDA 3:07.65	Kyiv	16 Aug 88
(Gregan, B. - Murphy, B. - Barr, Th. - English, M.)			(Bazarov, A. - Shipulin, Y. - Lachiza, S. - Grigoryev, S.)		
IRQ 3:06.23	Al-Qâhira	8 Apr 19	MDV 3:14.30	St Paul/REU	6 Aug 15
(Mohamed, Y. A. - Hashim, I. J. - Jangoun, M. A. R. - Yassin, T. H.)			(Hassan, A. - Inas, H. - Riza, H. - Saaid, H.)		
ISL 3:10.36	Edinburgh	31 Jul 83	MEX 3:02.89	Napoli	13 Jul 19
(Eidsson, E. - Skúlason, G. - Thórsson, T. - Sigurdsson, O.)			(Vega, F. - Jiménez, J. - Ramírez, É. - Mendoza, V.)		
ISR 3:08.78	Bydgoszcz	3 Jun 12	MGL 3:18.8	Ulan Bator	12 Aug 90
(Shapsai, Y. - Sanford, D. - Emrani, D. - Porkhomovskiy, A.)					
ISV 3:07.05	La Habana	5 Jul 09	MHL 3:36.0	Laura	30 Jul 94
(Dascent, C. - Henry, T. - Murray, L. - Charles, T.)			(Motuahala, M. - Mote, T. - Andrew, D. - Asher, J.)		
ITA 2:58.81	Tokyo	7 Aug 21	MKD 3:17.9	Kralevo	6 Jul 80
(Re, D. - Aceti, V. - Scotti, E. - Sibilio, A.)			(Sacevski, S. - Ilievski, B. - Bojadziev, A. - Todorovski, Z.)		
IVB 3:11.03	St. George's	2 Jul 17	MLI 3:11.84	Niamey	21 Jul 19
(Herbert, K. - Moses, T. - Todman, R. - McMaster, K.)			(Coulibaly, S. - Coulibaly, B. - Bamba, D. - Sy, O.)		
JAM 2:56.75	Athína	10 Aug 97	MLT* 3:16.18	Marsa	7 Jun 03
(McDonald, M. - Houghton, G. - McFarlane, D. - Clarke, D.)			(Chouhal, R. - Farrugia, K. - Bonello, M. - Portelli, N.)		
JOR 3:14.3	Al-Qâhira	5 Oct 89	MNE 3:19.87	Baku	22 Jun 15
(Shaman, M. - Al - Balawi, J. - Abou Najem, H. - Al - Safi, A.)			(Marić, S. - Pešić, D. - Nikolić, M. - Cetković, Š.)		
JPN 3:00.76	Atlanta	3 Aug 96	MNT 3:52.2	Plymouth	24 Jul 82
(Karube, S. - Ito, K. - Osakada, J. - Omori, S.)					
3:00.76	Tokyo	6 Aug 21	MOZ 3:08.95	Los Angeles	10 Aug 84
(Ito, R. - Kawabata, K. - Sato, K. - Suzuki, A.)			(Loforte, L. - Goncalvo, P. - Titos, A. - Ferreira, H.)		
KAZ 3:07.66	Napoli	13 Jul 19	MRI 3:06.21	Harare	18 Sep 95
(Zems, V. - Sokolov, A. - Efremov, D. - Litvin, M.)			(Milazar, J. - Méyépa, D. - Pierre - Louis, D. - Clément, D.)		
KEN 2:59.63	Barcelona	7 Aug 92	MTN 3:20.42	Nouakchott	17 Apr 04
(Kitur, D. - Kitur, S. - Kipkemboi, S. - Kemboi, S.)			(Ould Mohamed, Y. - Gandéga, B. - N'Dao, H. - Konaté, M.)		
KGZ 3:13.7	Moskva	28 Jul 79	MYA 3:16.12	Rangoon	10 Dec 69
(Antoshkin, S. - Tikhonov, S. - Pedan, A. - Nikulets, V.)			(Soe Win - Crampton, J. - Khin Maung Tint - Khin Maung Gye)		
KIR 3:31.42	Apia	8 Sep 07	NAM 3:07.83	Gaborone	27 Apr 19
(Takeruru, T. - Teekia, T. - Ateri, B. - Ibeatu, B.)			(Auchamub, T. - Goreseb, W. - Narib, E. - Bock, M.)		
KOR 3:04.03	Incheon	2 Oct 14	NCA 3:17.69	Managua	23 Jun 13
(Park Se - Jung - Park Bong - Ko - Seong Hyuk - Ye - Yeo Yo - Su - Ah)			(Alemán, D. - Véliz, J. - Lugo, H. - Vanegas, L.)		
KOS 3:16.87	Pitești	26 Jun 16	NED 2:57.18	Tokyo	7 Aug 21
(Hajdari, M. - Sadiku, V. - Kryeziu, G. - Kryeziu, A.)			(Bonevacía, L. - Agard, T. - van Dipen, T. - Angela, R.)		
KSA 3:02.30	Guangzhou	26 Nov 10	NEP 3:14.89	Kathmandu	29 Sep 99
(Al - Sabyani, I. M. - Al - Salhi, M. O. - Al - Bishi, H. H. - Masrahi, Y. A.)			(Shrestha, L. - Mahat, P. - Khatri, K. - Chaudhari, D. R.)		
KUW 3:04.82	Beyrouth	4 Jul 01	NGR 2:58.68	Sydney	30 Sep 00
(Abdulrahman, B. A. - Al - Shammari, D. F. - Al - Johar, K. A. - Al - Harbi, M. S)			(Chukwu, C. - Monye, J. - Bada, S. - Udo - Obong, E.)		
LAO 3:23.67	Vientiane	18 Dec 12	NIG 3:14.07	Niamey	21 Jul 19
(Kountavong, K. - Siphonexay, K. - Chansombat, S. - Souvannavong, S.)					
LAT 3:04.30	Athína	9 Aug 97	NMI* 3:36.52	Koror	8 Aug 98
(Inšakovs, S. - Tēbelis, E. - Tupurītis, E. - Sviklīņš, I.)			(Ichiou, T. - Kabriel, K. - Okumoro, J. - Eugenio, R.)		
LBA 3:10.00	Pescara	3 Jul 09	NOR 3:06.67	Helsinki	14 Aug 71
(Kawajah, M. - Deyaf, H. - El - Tawerghi, A. - El - Gatrouni, A.)			(Mo, S. - Lundblad, G. - Rom, P. - Simonsen, R.)		
LBN 3:15.73	Beyrouth	5 Oct 09	3:06.67	Bergen	29 Jun 96
(Hazer, A. - Semaan, Th. - Mansour, K. - Naim, R.)			(Douglas, Q. - Rodal, V. - Ulseth, L. - Bøhleng, B.)		
LBR 3:09.25	Burnaby	14 Jun 05	NRU 3:43.7	Mangilao	1 Apr 94
(Young, B. - Lewis, M. - Richards, R. - Schmader, A.)			(Capelle, J. J. - Canon, F. - Duburiya, T. - Olson, F.)		
LCA 3:10.45	Basseterre	6 Jul 14	NZL 3:05.84	Stuttgart	21 Aug 93
(Rosen, D. - Corneil, L. - Marbey, E. - Talberc, P.)			(Farrell, S. - Cowan, N. - Dale, D. - Keddell, M.)		
LES 3:15.67	Atlanta	2 Aug 96	OMA 3:05.94	Wuhan	7 Jun 15
(Seatile, I. - Maseela, M. - Mahanetsa, M. - Morobe, M.)			(Al - Merjabi, A. - Al - Busaidi, O. - Al - Hindi, M. O. - Saleh, A.)		
LIE* 3:25.20	Andorra	25 May 91	PAK 3:07.03	Islamabad	6 Apr 04
(Vogelsang, M./SUI - Frick, M. - Meyer, M. - Tschol, F.)			(Saeed, M. A. - Munir, B. - Majeed, A. - Ahmad, S.)		
LTU 3:09.93	Riga	7 Aug 04	PAN 3:09.67	São Paulo	9 Jun 07
(Kozlov, V. - Gorbunov, V. - Turla, R. - Butkus, M.)			(Edward, A. - Rodríguez, A. - Edmund, A. - Gibson, J.)		
LUX 3:14.45	Luxembourg	1 Jun 13	PAR 3:17.66	Rosário	1 Jun 03
(Lallemang, B. - Karger, V. - Scholer, T. - Frisch, J.)			(Ferreira, D. - Nogueira, A. - López Moreira, N. - Cabrera, R.)		
MAC 3:21.64	Zhongshan	24 Apr 05	PER 3:08.53	Calí	5 Aug 71
(Lei Vai Kun - Chao Un Kei - Sou Chon Kin - Lai Neng Fong)			(Alemán, J. - Siguas, J. - Marchinares, A. - Acevedo, F.)		
MAD 3:08.0	Antananarivo	5 Sep 97	PHI 3:06.58	Bangkok	14 Dec 85
(Rakotoarimiandry - Rakotombelontsoa - Randriamamitiana - Zafiteny)			(Gido, R. - Larce, H. - Pagaliluan, M. - del Prado, I.)		
MAR 3:02.11	Tokyo	31 Aug 91	PLE 3:22.2	Mossul	3 May 90
(Kasbane, A. - Dahhane, A. - Belkaïd, B. - Lahlou, B.)					
			PLW 3:25.52	Kolonia	23 Jul 14
			(Uehara, G. - Kanai, J. - Tkel, F. - Teltull, S.)		


COUNTRY MARK	VENUE	DATE	COUNTRY MARK	VENUE	DATE
PNG	Port Moresby	21 Sep 91	THA	Chiangmai	15 Dec 95
(Tuna, T. - Neuendorf, B. - Selot, K. - Babo, S.)			(Sornhirun, V. - Kanchan, Ch. - Thonglek, Y. - Sakoolchan, A.)		
POL	New York	22 Jul 98	TJK	Dushanbe	85
(Rysiukiewicz, P. - Czubak, T. - Haczek, P. - Maćkowiak, R.)			(Lyushakov, K. - Gavrilin - Matveyev, S. - Basyrov)		
POR	Cd. de México	24 Jul 88	TKM	Moskva	28 Jul 79
(Curvelo, P. - Lombá, F. - Abrantes, A. - Silva, A.)			(Bryzgin, V. - Urinov, Z. - Fedotov, V. - Spiridonov, P.)		
PRK	Pyongyang	20 Oct 94	TKS	Gold Coast	13 Apr 18
			(Garland, A. - Otuonye, I. - Gardiner, D. - Benjamin, F.)		
PUR	Ponce	16 May 09	TOG	Lomé	21 May 00
(Martínez, F. - Culson, J. - Benítez, V. - Carrasquillo, H.)					
PYF	Apia	8 Sep 07	TPE	Bhubaneswar	9 Jul 17
(Laibe, J. - T. - Thieury, S. - Brinkfield, T. - Yaya, I.)			(Wang Wei-Hsu - Yang Lung-Hsiang - Yu Chen-Yi - Chen Chieh)		
QAT	Jakarta	30 Aug 18	TTO	London	13 Aug 17
(Samba, A. - Abbas, M. - Mohamed, M. E. - Haroun, A.)			(Solomon, J. - Richards, J. - Cedenio, M. - Gordon, L.)		
ROU	Göteborg	12 Aug 06	TUN	Rabat	18 Jun 05
(Boboş, V. - Suci, F. - Cîmpeanu, C. - Vieru, I.)			(Ghali, R. - El Arusi, T. - Tabbal, K. - El Abidi, S.)		
RSA	Daegu	1 Sep 11	TUR	Erzurum	12 Jun 16
(Pistorius, O. - Mogawane, O. - de Beer, W. - Victor, S.)			(Kiliç, H. - Copello, Y. - Altintaş, B. - Can, Y.)		
RUS*	Beijing	29 Aug 15	TUV	Funafuti	4 May 05
(Denmukhametov, A. - Trenikhin, P. - Kudryavtsev, D. - Ivashko, P.)					
RWA	Nairobi	31 Jul 10	UAE	Qatif	1 May 09
(Muvunyi, H. - Ntakirutimana, E. - Bagina, T. - Bizimana, M.)			(Shirook, A. O. - Juma, J. S. - Abdelkarim, S. - Khamis, H. H.)		
SAM	Apia	8 Sep 07	UGA	Los Angeles	11 Aug 84
(Solomona, T. - Lafai, I. - Betham, K. - Curren, A.)			(Goville, J. - Kyeswa, M. - Rwamuhanda, P. - Okot, M.)		
SEN	Atlanta	3 Aug 96	UKR	Edmonton	11 Aug 01
(Diarra, M. - Dia, A. - Ndiaye, H. - Faye, I.)			(Kaydash, A. - Tverdostup, A. - Rybalka, V. - Zyukov, Y.)		
SEY	Antananarivo	30 Aug 90	URU	Montevideo	19 May 02
(Adam, J. - Fauré, A. - Hoareau, V. - Souffe, A.)			(Viera, H. - Silva, A. - Techeira, R. - Estefan, D.)		
SGP	Tehran	15 Sep 74	USA*	Stuttgart	22 Aug 93
(Ong Yeok Phee - Cheah Kim Teck - Jalleh, G. - Kunalan, C.)			(Valmon, A. - Watts, Q. - Reynolds, H. - Johnson, M.)		
SKN	Cartagena	29 Jul 06	UZB	Moskva	22 Jun 83
(Inanga, L. - Delaney, D. - Smith, K. - Rogers, M.)			(Prokudin, I. - Kharlov, A. - Safarov, A. - Lovachev, S.)		
SLE	Seoul	30 Sep 88	VAN	Nouméa	9 Sep 11
(Dove - Edwin, H. - Sandy, F. - Grant, B. - Sawyerr, D.)			(Sorina, A. - Benjimen, D. - Kasile Nocklam, J. - Kamut, M.)		
SLO	Sevilla	28 Aug 99	VEN	Guadalajara	28 Oct 11
(Kocuvan, M. - Horvat, B. - Vrtačić, J. - Šestak, M.)			(Ramírez, A. - Aguilar, A. - Acevedo, J. - Longart, O.)		
SMR	Andorra	25 May 91	VIE	Kuala Lumpur	26 Aug 17
(Canti, A. - Canti, D. - Molinari, M. - Tamagnini, M.)			(Luong Van Thao - Phan Khac Hoang - Tranh Dinh Son - Quach Cong L.)		
SOL	Suva	8 Sep 79	VIN	Atlanta	2 Aug 96
(Nimanima, G. - Hitu, A. - Hana, F. - Waokahi, J.)			(Coombs, E. - Dickson, T. - Linley, E. - Sampson, E.)		
SOM	Nairobi	11 Aug 87	YEM	Amman	9 Sep 03
(Okash Omar, I. - Aden, I. A. - Abdukadir, A. M. - Arale, O. A.)			(Shaddad, W. H. - Al - Yafaei, M. S. - Al - Qaifi, S. A. - Al - Adhroui, S. A.)		
SRB	Yugoslavia	31 Aug 91	ZAM*	Asaba	5 Aug 18
(Jovković, D. - Đurović, N. - Mačev, I. - Branković, S.)			(Mbewe, D. - Siame, S. - Kafunda, T. - Luchembe, K.)		
SRI	Jakarta	31 Aug 00	ZIM	Athina	9 Aug 97
(Perera, M. - Ratnakumara, V. - Wimalawansa, R. - Kumara, R. P.)			(Chiwira, T. - Mukomana, P. - Ngidhi, S. - Harnden, K.)		
SSD	Durban	26 Jun 16			
(Chuot, M. - Chol, G. - Kenyi, S. - Ukele, S.)					
STP	Luanda	27 Aug 81			
(Lombá, F. - Cadio Paraiso, A. - Lima, R. V. - Duarte, S.)					
SUD	Addis Ababa	4 May 08			
(Yousif, R. - Nagmeldin, A. - Ismael, A. - Kaki, A.)					
SUI	Sevilla	28 Aug 99			
(Clerc, P. - Rusterholz, M. - Rohr, A. - Schelbert, M.)					
SUR	Cayenne	24 May 86			
(Wijnstein, E. - Grot, D. - Cruden, S. - Valentijn, L.)					
SVK	Kosice	21 May 22			
(Dömötör, P. - Kučera, M. - Murcko, O. - Bujna, Š.)					
SWE	München	10 Sep 72			
(Carlgrén, E. - Faager, A. - Öhman, K. - Rönner, U.)					
SWZ*	Asaba	4 Aug 18			
(Mkhaliphi, M. - Zwane, T. - Lusenga, A. - Matsenjwa, S.)					
SYR	Beyrouth	4 Jul 01			
(Al - Ozon, A. - Mourhej, H. - Al - Najem, Z. - Ifane, R.)					
TAN	München	9 Sep 72			
(Ndee, H. - Abdallah, O. - Mwanga, O. - Kamanya, C.)					
TGA	Port Moresby	21 Sep 91			
(Vaha'i, S. - Mafi, M. - Suli, P. - Kokohu, P.)					

Notes (*)

- LIE *Federation accepts records with residential foreigners*
MLT *3:15.83 at Schaun, 4 Jun 11, with a foreigner (Kevin Moore, AUS)*
NMI *3:34.3 at Mangilao, 1 Apr 94, with C. Frazier/USA*
RUS *2:58.06 (Dyldin, M. - Frolov, V. - Kokorin, A. - Alekseyev, D.) Beijing 23 Aug 08 – annulled due to doping violation of Alekseyev*
2:59.38 (Dyldin, M. - Ivashko, P. - Uglov, N. - Krasnov, V.) Zürich 17 Aug 18 – annulled due to doping violation of Dyldin
SWZ *Track marks made at the 2018 African Championships in Asaba are rejected by World Athletics, due to a lack of Athletic Facility Certification. Alternative record – 3:11.51 (Nyoni, M. - Lusenga, A. - Mkhaliphi, M. - Zwane, T.) Germiston 22 Mar 17*
USA *2:54.20 (Young, J. - Pettigrew, A. - Washington, T. - Johnson, M.) Uniondale 22 Jul 98 – annulled due to doping violation by Pettigrew*
ZAM *Track marks made at the 2018 African Championships in Asaba are rejected by World Athletics, due to a lack of Athletic Facility Certification. Alternative record – 3:06.29 Lagos 20 Jun 21*

Universal 4 x 400 Metres Relay

See page 842



BEST NATIONAL PLACINGS

This section shows the best position achieved by each country in every World Athletics Championship event, with the latest changes (from 2019 or because of doping adjustments) shown in bold. Where known, the country of athletes representing Czechoslovakia, USSR or Yugoslavia is given

COUNTRY	POSITION	NAME	MARK	YEAR	COUNTRY	POSITION	NAME	MARK	YEAR
100 Metres					ESA	7h3	Antonio Serpas	10.77	1997
<i>For the purpose of this listing, the preliminary rounds of 2011-2019 are counted as a heat (h) and the next round as a second round (q)</i>					ESP	7s1	Ángel David Rodríguez	10.49	2011
AFG	6h2	Masoud Azizi	11.64	2011	EST	5q5	Marek Niit	10.53	2011
	6h3	Saïd Gilani	11.13	2017	ETH	7h3	Tesfaye Jenbere	11.20	1995
	6h1	Saïd Gilani	11.45	2019	FIJ	7q5	Jone Delai	10.47	1997
AHO	5	Churandy Martina	10.08	2007		7q6	Ratu Tabakaucoro	10.53	2013
AIA	7q3	Kieron Rogers	10.96	2011		7q5	Ratu Tabakaucoro	10.41	2015
ALB	6h6	Arben Maka	10.87	2003	FIN	4q3	Tommi Hartonen	10.21	2001
ALG	6q4	Mustapha Selmi	10.48	1987	FRA	4	Christophe Lemaitre	10.19	2011
AND	5h1	Mikel De Sa	11.24	2013	FSM	5h3	James Fiti Scott	11.34	2019
ANG	6h8	Fonseca Neto	11.01	2005	GAB	DNS/q4	Antoine Bousombo	-	2001
ANT	4	Daniel Bailey	9.93	2009	GAM	4q1	Su Wai'bou Sanneh	10.50	2011
ARG	4h6	Carlos Gats	10.43	1997	GBR	1	Linford Christie	9.87	1993
ARM	6h4	Vahagn Javakhyan	10.92	2001	GBS	6q2	Holder da Silva	10.68	2015
ARU	7q2	Geronimo Goeloe	10.84	2011	GEO	6h7	Ruslan Rusidze	10.83	2001
ASA	4h1	Faresa Kapisi	11.21	2013	GEQ	6h11	Francisco Obama Afang	11.82	1995
AUS	7	Paul Narracott	10.33	1983		6h1	Pasqual Esono	11.32	1999
AUT	4s1	Andreas Berger	10.37	1987	GER	6	Christian Haas (FRG)	10.32	1983
AZE	6h6	Ruslan Abbasov	10.72	2007	GHA	7	Aziz Zakari	10.24	2001
BAH	2	Derrick Atkins	9.91	2007	GIB	DNF/h1	Dominic Carroll	-	2009
BAN	5h3	Mesbah Ahmed	11.23	2013	GRE	5s1	Angelos Pavlakákis	10.29	1997
	5h1	Mesbah Ahmed	11.08	2017	GRN	6h1	Nigel Jones	10.88	1995
BAR	4	Obadele Thompson	10.00	1999		6h3	Nigel Jones	10.68	1997
BEL	4q5	Patrick Stevens	10.31	1997	GUI	5h4	Cheick Camara	11.38	2019
BEN	5h9	Pascal Dangbo	10.64	1999	GUM	5h1	Philam Garcia	10.79	2005
	5h2	Souhalia Alamou	10.46	2003	GUY	4q1	Adam Harris	10.30	2013
BER	5h4	Gregory Simons	10.78	1983	HKG	7q7	Tsui Chi Ho	10.65	2011
BHU	6h4	Dinesh Dhakal	11.64	2019	HON	6q5	Rolando Palacios	10.24	2009
BIZ	6q4	Mark Anderson	10.87	2015	HUN	4	Attila Kovács	10.20	1987
BOT	4h6	Thalasang Molapisi	10.71	2005	INA	6q6	Lalu Muhammad Zohri	10.36	2019
BRA	7	Robson da Silva	10.12	1991	IRI	7s3	Hassan Taftian	10.20	2015
BRN	7s3	Andrew Fisher	10.36	2017	IRL	5q2	Jason Smyth	10.57	2011
BRU	8q7	Md Fakhri Ismail	10.72	2015	IRQ	8h7	Imad Ahmed	11.26	1999
BUL	8s2	Valentin Atanasov	10.53	1987	ISR	4q3	Alex Porkhomovskiy	10.20	1999
BUR	7q4	Gérard Kobéané	10.59	2011	ISV	5h1	Neville Hodge	10.51	1991
	7q1	Innocent Bologo	10.57	2013		5h5	Adrian Durant	10.46	2009
CAF	5h3	Béranger Bossé	10.59	2007	ITA	7	Filippo Tortu	10.07	2019
CAM	4h1	Nget Phearath	10.99	2017		7	Filippo Tortu	10.07	2019
CAN	1	Donovan Bailey	9.97	1995	JAM	1	Usain Bolt	9.58	2009
CAY	8	Kareem Streete-Thompson	10.24	1999		1	Yohan Blake	9.92	2011
CGO	7q1	Delivert Kimbembe	10.94	2011		1	Usain Bolt	9.77	2013
CHA	7q6	Abdouraim Haroun	10.72	2011		1	Usain Bolt	9.79	2015
CHI	7q2	Carlos Moreno	10.40	1991	JOR	6h2	Khalil Al-Hanahneh	10.81	2003
CHN	8	Su Bingtian	10.27	2017	JPN	5s3	Shuhei Tada	10.26	2017
CIV	3s1	Ben Youssef Meité	10.12	2017		5s1	Abdul Hakim Sani Brown	10.15	2019
CMR	5q2	Serge Bengono	10.27	2001	KAZ	5q3	Vitaliy Savin	10.36	1993
COD	4h3	Hugues Tshiyinga Mafo	11.11	2013		5q5	Gennadiy Chernovol	10.28	2001
	4h3	Rossene Mpingo	10.98	2019	KEN	6q4	Mark Odhiambo	10.37	2017
COK	6h11	Harmon Harmon	11.37	2001	KGZ	8q3	Dmitrii Ilin	11.00	2011
COL	6q7	Álvaro Gómez	10.62	2011	KIR	4h1	George Pine	11.34	2011
COM	8q6	Moudjib Toyb	11.12	2011	KOR	8s1	Kim Kuk-Young	10.40	2017
	8q2	Ambdoul Karim Riffayn	10.72	2017	KSA	5q4	Jamal Al-Saffar	10.17	2001
CPV	6h4	Denielsan Martins	10.92	2013		5q3	Salem Al-Yami	10.21	2001
CUB	5s2	Andrés Simón	10.24	1987	KUW	DNS/h8	Saad Al-Mutary	-	1993
CYP	5q2	Prodromos Katsantonis	10.33	1997	LAO	5h1	Kitavanah Kountavong	11.42	2011
CZE	6q1	Jiří Valík	10.53	1993	LAT	5q5	Sergej Insakovs	10.34	1997
DEN	4h7	Claus Hirsbro	10.52	1995		5q1	Ronalds Arājs	10.52	2011
DMA	5h3	Sherwin James	10.76	2001	LBA	6h1	Abubaker El Tawerghi	10.96	2003
DOM	5	Juan Nuñez	10.29	1983	LBN	6h9	Jean-Yves Mallat	11.04	1983
ECU	7q2	Alex Quiñónez	10.50	2013	LBR	6s2	Emmanuel Matadi	10.20	2017
					LCA	7q1	Edmund Estaphane	10.57	1993

COUNTRY	POSITION	NAME	MARK	YEAR	COUNTRY	POSITION	NAME	MARK	YEAR
LES	DNS/q4	Mosito Lehata	-	2015	SWZ	DQ/h3	Machave Maseko	-	2003
	DQ/q4	Mosito Lehata	-	2017	TGA	4h1	Ronald Fotofili	11.06	2019
LTU	4q5	Rytis Sakalauskas	10.42	2011	THA	4h5	Reanchai Srihawong	10.53	2001
LUX	7h7	Laurent Kemp	10.95	1993	TKS	5h9	Rodney Cox	11.02	1991
MAC	7h2	Au Chi Kun	11.11	2005	TOG	6q3	Boévi Lawson	10.60	1991
	7h3	Pao Hin Fong	11.21	2007	TPE	7q2	Cheng Hsin-Fu	10.53	1987
MAR	7s3	Aziz Ouhadi	10.45	2011	TTO	2	Darrel Brown	10.08	2003
MAS	DQ/q5	Mohd Noor Abdul Hadi	10.75	2011	TUR	4s2	Jak Ali Harvey	10.16	2017
MAW	3h4	Stern Liffa	10.72	2019	TUV	6h2	Etimoni Timuani	11.72	2015
MDV	7q7	Hassan Said	10.42	2015	UGA	6h3	Joel Otim	11.06	1991
	7q3	Hassan Said	10.45	2017	UKR	6q4	Oleg Kramarenko	10.40	1995
MEX	4h5	Jaime Barragan	10.53	1995	URS	5	Viktor Bryzgin (UKR)	10.25	1987
	4h13	Juan Pedro Toledo	10.56	1997	USA	1	Carl Lewis	10.07	1983
MHL	5h2	Jeki Lanki	11.91	2017	1	Carl Lewis	9.93	1987	
MKD	8q5	Riste Pandev	11.31	2015	1	Carl Lewis	9.86	1991	
MLI	6q3	Ousmane Diarra	10.41	1993	1	Maurice Greene	9.86	1997	
MLT	3h4	Karl Farrugia	11.21	2011	1	Maurice Greene	9.80	1999	
MNE	7h6	Boris Savić	10.88	2007	1	Maurice Greene	9.82	2001	
MNT	8q4	Shernyl Burns	10.69	2013	1	Justin Gatlin	9.88	2005	
MON	5h7	Sébastien Gattuso	10.55	2007	1	Tyson Gay	9.85	2007	
MOZ	7h3	Vicente Hibrain	11.20	1983	1	Justin Gatlin	9.92	2017	
MRI	7q3	Stéphan Buckland	10.39	1999	1	Christian Coleman	9.76	2019	
MTN	5h2	Mohamed Ghassem Ahmed Taled	11.50	2011	UZB	4h2	Anvar Kuchmuradov	10.56	1993
MYA	7h7	Nay Aung	11.37	2003	VAN	4h2	Womel Mento	11.17	2015
NAM	4	Frankie Fredericks	10.07	1995	VEN	DNS/h11	Helly Ollarves	-	2001
	4	Frankie Fredericks	9.95	1997	VIE	2h2	Ngan Ngoc Nghia	10.67	2019
NCA	5h8	Denis Gutiérrez	10.99	2001	VIN	6h8	Eswort Coombs	10.95	1993
NED	4s3	Churandy Martina	10.09	2013	6h2	Joel Mascoll	10.63	1999	
NEP	8q7	Tilak Ram Tharu	11.32	2011	ZAM	7s2	Gerald Phiri	10.19	2009
NFI	7h2	Dylan Menzies	11.57	2001	ZIM	5s3	Ngonidzashe Makusha	10.27	2011
NGR	4	Olusoji Fasuba	10.07	2007					
NMI	5h2	Jesus Iguel	11.65	2013	200 Metres				
NOR	5s2	Jaysuma Saidy Ndure	10.21	2011	AHO	5	Churandy Martina	20.28	2007
NRU	4h4	Jonah Harris	11.01	2019	AIA	6h2	Trevor Davis	21.87	1991
NZL	8s1	Gus Nketia	10.45	1995	ALG	7q4	Mustapha Selmi	21.26	1987
OMA	5q4	Barakat Al-Harathi	10.24	2015	ANG	6h6	Ruben Inacio	22.33	1983
PAK	6h2	Liqat Ali	10.64	2009	ANT	4s3	Miguel Francis	20.14	2015
PAN	6h4	Florencio Aguilar	10.85	1991	ARG	8s1	Carlos Gats	21.44	1997
PAR	6h1	Diego Ferreira	10.97	2001	ARU	6h9	Miguel Janssen	21.31	1995
PER	6h7	Giorgio Mautiño	10.85	1983	AUS	5	Dean Capobianco	20.18	1993
PLE	5h4	Mohamed Abukhousa	10.87	2013	AUT	6s1	Andreas Berger	20.99	1987
PLW	7q2	Rodman Teltul	10.72	2015	AZE	7	Ramil Guliyev	20.61	2009
PNG	6h6	Peter Pulu	10.68	1995	BAH	8s2	Andrew Tynes	20.72	1995
POL	8s2	Dariusz Kuć	10.51	2011	8s1	Dominic Demeritte	20.71	2003	
POR	4	Francis Obikwelu	10.07	2005	BAN	6h5	Goolam Ambia	21.95	1993
PYF	5h2	Grégory Bradai	11.29	2015	BAR	4	Obadele Thompson	20.23	1999
QAT	3s2	Femi Ogunode	10.00	2015	BEL	8	Patrick Stevens	20.44	1997
ROU	6q4	Daniel Cojocar	10.41	1993	BEN	6h4	Pascal Dangbo	21.58	1997
RSA	4	Akani Simbine	9.93	2019	BER	5s2	Troy Douglas	20.43	1997
RUS	5s2	Alex Porkhomovskiy	10.20	1993	BIZ	8h1	Jayson Jones	22.13	2001
SAM	7q4	Jeremy Dodson	10.52	2017	BOT	6	Isaac Makwala	20.44	2017
SEN	8s2	Oumar Loum	10.60	1993	BRA	2	Claudinei da Silva	20.00	1999
SEY	4h2	Dyland Sicobo	11.01	2017	BRN	4h5	Khaled Jouma	21.31	1991
SGP	7q5	Gary Yeo Foo Ee	10.85	2011	BRU	4h7	Mohd Noor Firdaus Idris	22.36	2017
SKN	1	Kim Collins	10.07	2003	BUL	7	Nikolay Antonov	20.59	1991
SLE	8q1	Sanusi Turay	10.55	1995	BUR	8q4	Harouna Pale	21.46	1987
SLO	7	Matic Osovnikar	10.23	2007	CAF	7h2	Gervais Kirolo	23.10	1983
SMR	5h4	Federico Gorrieri	11.42	2011	7h5	Béranger Bosse	22.02	2005	
SOL	4h4	Francis Manioru	11.28	2011	CAM	7h4	Nget Phearath	22.11	2015
SRI	4h12	Chinthaka de Zoysa	10.60	1995	CAN	2	Andre De Grasse	19.95	2019
STP	5h6	Yazalde Nascimento	11.07	2005	CGO	7h2	David Nkoua	22.55	1993
	5h1	João de Barros	11.07	2015	CHA	8h7	Brahim Abdoulaye	21.86	1995
SUD	DNS/h10	Adam Hassan Sakak	-	1991	CHI	6q4	Sebastián Keitel	20.96	1997
	DNS/h2	Ahmed Ali	-	2019	CHN	7	Xie Zhenye	20.14	2019
SUI	8s2	Alex Wilson	10.30	2017	CIV	8s3	Wilfried Hua	20.80	2017
SUR	6q3	Jeffrey Vanan	10.57	2015	CMR	8s1	Joseph Batangdon	20.66	2001
SVK	6q2	Adam Zavačský	10.46	2013	COD	7h4	Kabongo Mulumba	23.57	2017
	6q2	Ján Volko	10.25	2017	COK	7h5	Mark Sherwin	22.68	1991
SWE	5q4	Peter Karlsson	10.39	1995	7h8	Mark Sherwin	22.82	1993	

COUNTRY	POSITION	NAME	MARK	YEAR	COUNTRY	POSITION	NAME	MARK	YEAR
COL	4h7	Daniel Grueso	20.87	2011	LIE	8h4	Martin Frick	21.89	1995
COM	7h10	Hadhari Djaffar	21.39	1999	LUX	6h3	Daniel Abenzoar-Foule	21.10	2005
CUB	4	Iván García	20.31	1997	MAC	7h6	Wai-Kun Lei	21.63	2001
CYP	7q3	Prodromos Katsantonis	20.77	1997	MAR	5h3	Idriss Khalid Zougari	21.24	2009
	7q2	Anninos Marcoullides	20.83	1997	MDV	7h1	Ahmed Shageef	22.80	1991
CZE	5s1	Pavel Maslák	20.87	2011	MEX	5q3	Juan Pedro Toledo	20.80	2001
DEN	DNS/h2	Claus Hirsbro	-	1993	MLI	5h2	Ousmane Diarra	21.51	1993
DMA	7h8	Sherwin James	21.54	1999	MLT	6h8	Nikolai Portelli	22.11	2009
	7h3	Mitchel Davis	21.99	2013	MNE	8h6	Luka Rakić	22.73	2011
DOM	4s2	Yancarlos Martínez	20.31	2015		8h2	Luka Rakić	21.86	2015
	4s2	Yancarlos Martínez	20.28	2019	MNT	4h8	Stephen Lewis	21.36	1993
ECU	3	Alex Quiñónez	19.98	2019	MRI	5	Stéphane Buckland	20.41	2003
EGY	8s3	Amr Ibrahim Seoud	21.15	2011		5	Stéphane Buckland	20.41	2005
ESA	6h2	José Andrés Salazar	21.64	2019	NAM	1	Frankie Fredericks	19.85	1993
ESP	5s1	Bruno Hortelano	20.55	2013	NCA	6h3	Jorge Conde	22.75	2003
EST	DNS/q4	Marek Niit	-	2009	NED	7	Churandy Martina	20.35	2013
FIJ	6h2	Niko Verekauta	21.43	2009	NFI	8h6	Robert Craig	24.10	1999
	6h2	Ratu Tabakaucoro	21.27	2013	NGR	3	Francis Obikwelu	20.11	1999
FIN	7s1	Tommi Hartonen	20.65	2001	NMI	7h8	Shane Ogumoro	23.77	2003
	7s3	Jonathan Åstrand	21.03	2011	NOR	4	Jaysuma Saily Ndure	19.95	2011
FRA	2	Gilles Quénéhervé	20.16	1987	NRU	8h7	Ricky Canon	24.14	1993
GAB	7q4	Antoine Bousombo	20.74	1999	NZL	8s2	Chris Donaldson	20.92	1997
GAM	5s1	Jaysuma Saily	20.75	2005	OMA	4h4	Mohammed Al-Hooti	20.80	1999
GBR	2	John Regis	19.94	1993	PAK	5h7	Sikendar Iqbal	22.91	1983
GBS	8h7	Holder da Silva	21.82	2011	PAN	2	Alonso Edward	19.81	2009
GEQ	7h6	Secundino Borebota	23.66	1987	PER	5h2	Giorgio Mautiño	21.78	1983
GER	5	Frank Emmelmann (GDR)	20.55	1983	PLE	7h1	Mohamed Abukhousa	21.36	2015
GHA	7	Emmanuel Tuffuor	20.49	1993	PLW	6h2	Conrad Rdechor	22.86	2001
GIB	8h6	Jerie Torres	22.98	2013	PNG	7h5	Takale Tuna	22.06	1987
	8h4	Jerie Torres	22.77	2015	POL	5	Marcin Urbás	20.30	1999
GRE	1	Kostás Kentéris	20.04	2001	POR	4s1	David Lima	20.56	2017
GRN	5h4	Joel Redhead	21.37	2009	PUR	5h1	Edgardo Guilbe	21.14	1993
GUI	4q4	Joseph Loua	20.91	1997	PYF	8h3	Grégory Bradai	22.79	2019
GUM	8h4	Michael Alico	22.45	2007	QAT	7	Femi Ogunode	20.27	2015
GUY	7s3	Winston George	20.74	2017	ROU	6q3	Daniel Cojocar	20.80	1991
HAI	8h1	Roudy Monroe	22.18	2011	RSA	2	Wayde van Niekerk	20.11	2017
HKG	7h4	Wing Kwong Leung	21.48	1987	RUS	5s2	Andrey Fedoriv	20.66	1993
	7h3	Tang Chun Yik	21.72	2007	SAM	6s2	Jeremy Dodson	20.53	2015
HON	7s1	Rolando Palacios	20.67	2009	SEN	8s2	Boubacar Diallo	20.96	1983
HUN	5s2	Attila Kovács	20.47	1987	SEY	6h6	Evans Marie	22.60	2003
INA	4h3	Mohamed Yuhdi Purnomo	21.88	1983		6h2	Evans Marie	21.65	2005
IRI	6h1	Yousef Dehmiri	21.88	1993	SGP	6h3	Haron Mundir	21.51	1987
IRL	6s2	Paul Hession	20.50	2007	SKN	=3	Kim Collins	20.20	2001
	6s2	Paul Hession	20.48	2009	SLE	6h4	David Sawyer	22.23	1983
ISR	5h4	Tommy Kafri	20.89	1999	SLO	5q1	Matic Osovnikar	20.65	2007
ISV	7q4	Neville Hodge	21.38	1983	STP	8h8	Manuel Alves Fonseca	23.44	1991
ITA	3	Pietro Mennea	20.51	1983	SUD	5h6	Ahmed Ali	20.64	2017
IVB	4h5	Dean Greenaway	22.24	1983	SUI	6s2	David Dollé	20.70	1993
JAM	1	Usain Bolt	19.19	2009	SUR	DQ/h5	Jeffrey Vanan	-	2019
	1	Usain Bolt	19.40	2011	SVK	6s2	Ján Volko	20.61	2017
	1	Usain Bolt	19.66	2013	SWE	8s2	Johan Wissman	20.66	2003
	1	Usain Bolt	19.55	2015	SWZ	5h3	Sibusiso Matsenjwa	20.67	2017
JOR	6h5	Khalil Al-Hanahneh	21.01	2007	TCH	6q4	Jindrich Roun (CZE)	21.12	1987
	6h1	Khalil Al-Hanahneh	21.98	2009	TGA	8h5	Suli Peaupe	22.45	1987
JPN	3	Shingo Suetsugu	20.38	2003	THA	5h7	Sittichai Suwonprateep	21.32	1999
KAZ	6q1	Gennadiy Chernovol	20.71	2001	TKS	7h4	Rodney Cox	21.91	1991
KEN	8s2	Simeon Kipkemboi	20.90	1987		7h4	Darian Forbes	21.87	2003
	8s1	Joseph Gikonyo	21.01	1991		7h2	Ifeanyi Otaonye	21.91	2017
KOR	DNF/q1	Chang Jae-Keun	-	1983	TOG	5h6	Boévi Lawson	21.09	1991
KSA	7s1	Hamed Al-Bishi	20.70	2003	TPE	5h3	Yang Chun-Han	20.80	2019
LAO	7h9	Thongdy Amnouayphone	22.86	1997	TTO	1	Ato Boldon	20.04	1997
LAT	5q3	Sergejs Insakovs	20.73	1995	TUR	1	Ramil Guliyev	20.09	2017
	5q1	Sergejs Insakovs	21.22	1997	UAE	6q2	Omar Al-Salfa	20.97	2009
LBA	7h4	Abubaker El Tawerghi	21.72	2005	UKR	4s3	Sergey Smelyk	20.42	2013
LBN	6h3	Noureddine Hadid	20.84	2019	URS	5	Vladimir Krylov (UKR)	20.23	1987
LBR	7q1	Sayon Cooper	21.39	1997	URU	7q2	Heber Viera	20.83	2001
LCA	6h3	Edmund Estaphane	21.48	1991	USA	1	Calvin Smith	20.14	1983
	6h4	Edmund Estaphane	21.53	1993		1	Calvin Smith	20.16	1987
LES	8s3	Mosito Lehata	20.68	2013		1	Michael Johnson	20.01	1991

COUNTRY	POSITION	NAME	MARK	YEAR	COUNTRY	POSITION	NAME	MARK	YEAR
(USA)	1	Michael Johnson	19.79	1995	FRA	2	Marc Raquil	44.79	2003
	1	Maurice Greene	19.90	1999	GAM	6q1	Dawda Jallow	46.21	1991
	1	John Capel	20.30	2003	GBR	2	Roger Black	44.62	1991
	1	Justin Gatlin	20.04	2005	GBS	7h5	Danilson Ricciuli	48.74	2003
	1	Tyson Gay	19.76	2007	GER	1	Thomas Schönlebe (GDR)	44.33	1987
	1	Noah Lyles	19.83	2019	GHA	6s2	Solomon Amegatcher	45.58	1993
VAN	6h8	Georges Taniel	22.28	1983	GIB	7h6	Jonathon Lavers	47.97	2007
VIE	6h2	Nguyen Hoa Trung	22.68	1983		7h6	Jessy Franco	47.41	2019
VIN	4h7	Joel Mascoll	21.25	1999	GRE	4h5	Anastásios Goúsis	46.60	1999
YEM	6h3	Nagib Salem Ahmed (PRY)	23.22	1983		4h6	Stilianós Dimótsios	46.48	2003
YUG	5h5	Slobodan Branković (SRB/IWP)	21.35	1993	GRN	1	Kirani James	44.60	2011
ZAM	4s2	Sydney Siame	20.54	2017	GUI	8h1	Kerfala Camara	49.74	2011
ZIM	6s1	Brian Dzingai	20.45	2007	GUY	5h6	Winston George	45.25	2015
					HON	7h3	Francisco Flores	50.86	1993
					HUN	7q4	Sándor Vasvári	47.34	1983
						7q2	Tamás Molnár	46.47	1991
					INA	8h5	Elieser Wattedbosi	47.32	1987
					IND	4h6	Mohammad Anas Yahia	45.98	2017
					IRI	6h1	Gholamreza Sistani	48.27	1993
					IRL	6	David Gillick	45.53	2009
					IRQ	6h6	Taha Hussein Yaseen	46.58	2019
					ISL	7q3	Oddur Sigurdsson	48.09	1983
					ISR	DNS/h2	Donald Sanford	-	2015
					ISV	4	Tabari Henry	45.42	2009
					ITA	3s1	Davide Re	44.85	2019
					IVB	6h3	Dean Greenaway	48.26	1983
					JAM	1	Bert Cameron	45.05	1983
					JOR	7h1	Abdesalem Al-Haj	48.89	2005
					JPN	7	Susumu Takano	45.39	1991
					KAZ	5h3	Mikhail Litvin	46.28	2019
					KEN	3	Samson Kitur	44.54	1993
					KOR	7q3	Shon Ju-Il	46.31	1995
						7q1	Shon Ju-Il	47.36	1997
					KSA	5	Hamdan Al-Bishi	45.23	2001
					KUW	8s2	Fawzi Al-Shammari	46.52	2003
					LBA	7s1	Mohamed Khouaja	46.43	2009
					LCA	6h2	Lyndon George	47.25	1987
						6h3	Maxime Charlemagne	48.21	1995
					MAC	8h7	Chao Un Kei	50.11	2003
					MAD	6h4	Todiasoa Rabearison	46.80	2019
					MAR	8s1	Benyounés Lahlou	45.75	1991
					MAS	7h5	Muhamad Zainal	46.46	2001
					MAW	7h6	Agripa Mwausagea	49.02	1983
					MEX	3	Alejandro Cárdenas	44.31	1999
					MKD	7h4	Dalibor Spasovski	48.63	2007
						7h3	Jovan Stojoski	47.92	2019
					MLI	DNS/h3	Yaya Seyba	-	1987
					MLT	6h5	Kevin Moore	47.52	2013
					MNT	8h5	Henry Sweeny	49.81	1991
					MON	8h7	Emmanuel De Lorenzi	55.57	2001
						8h1	Florent Battistel	50.54	2005
					MRI	4	Eric Milazar	45.13	2001
					MTN	7h3	Youba Ould Mohamed	47.87	2001
						7h1	Youba Ould Mohamed	49.60	2003
						7h2	Hamdinou Cheikh El Wely	52.33	2013
					MYA	8h3	Zaw Win Thet	51.41	2009
					NCA	9h2	Hermán López	50.72	2007
					NED	8s3	Liemarvin Bonevacía	45.65	2015
					NGR	2	Innocent Egbunike	44.56	1987
					NIG	7h4	Moussa Zaroumeýe	48.13	2019
					OMA	6q2	Mohammed Al-Malky	45.94	1987
					PAK	7h2	Mohsin Munir	49.61	1997
					PAN	5q4	Héctor Daley	46.52	1983
						5q1	Héctor Daley	46.05	1987
					PAR	7h4	Augusto Stanley	47.31	2011
					PHI	7q2	Isidro del Prado	46.71	1983
					PLE	8h4	Bahaa Al-Farra	49.04	2011
					PNG	7h2	Nelson Stone	47.13	2009
						7h1	Nelson Stone	47.86	2011

400 Metres

COUNTRY	POSITION	NAME	MARK	YEAR	COUNTRY	POSITION	NAME	MARK	YEAR
POL	DNF/Final	Robert Maćkowiak	-	2001	AUS	4s3	Grant Cremer	1:48.22	1999
POR	6h3	Filipe Lomba	47.37	1991	AUT	5h3	Michael Wildner	1:47.77	1997
PUR	4h4	Héctor Carrasquillo	46.11	2009	BAR	5h5	Gordon Hinds	1:50.92	1983
PYF	7h2	Isaac Yaya	47.75	2005	BDI	2	Arthémon Hatungimana	1:45.64	1995
QAT	3	Abdalelah Haroun	44.48	2017	BEL	4s2	Nathan Kahan	1:45.75	1993
ROU	5h3	Ioan Vieru	46.61	2003		4s3	Joeri Jansen	1:46.78	2003
RSA	1	Wayde van Niekerk	43.48	2015	BHU	DQ/h2	Karma Dorji	-	1999
	1	Wayde van Niekerk	43.98	2017	BIH	2	Amel Tuka	1:43.47	2019
RUS	6s3	Pavel Trenikhin	45.68	2011	BIZ	8h8	Clive Williams	2:03.64	1983
RWA	7h5	Jean-Marie Rudasingwa	50.52	1983	BLR	5s2	Ivan Komar	1:45.76	1993
SEN	4s2	Ibrahim Wade	45.66	1999	BOL	6h4	Fadrique Iglesias	1:49.57	2005
SKN	7h1	Henrick Clifton-Camerud	49.68	1983	BOT	5	Nijel Amos	1:45.83	2017
	7h1	Livingstone Roach	48.72	1993	BRA	2	José Luiz Barbosa	1:44.24	1991
SLE	6h4	David Sawyer	49.29	1983	BRN	1	Rashid Ramzi	1:44.24	2005
SLO	3s2	Matija Sestak	45.47	1999	BRU	7h2	Jimmy Anak Ahar	1:57.86	2003
SMR	8h4	Glauco Martino	51.48	2005	BUL	8s2	Binko Kolev	1:50.23	1983
	8h6	Ivano Bucci	48.07	2007	CAF	7h5	Francky Mbotto	1:51.76	2017
SOL	6h6	Chris Walasi	49.47	2005	CAM	5h3	Kieng Samorn	1:55.17	2013
SOM	8h2	Abdulla Mohamed Hussein	50.54	2007	CAN	2	Gary Reed	1:47.10	2007
SRI	6s3	Sugath Thilakarathne	46.69	2001	CHA	4h4	Adoum Terap	1:53.61	1993
STP	6h5	Odair Pericles	46.48	1997	CHI	DNS/q3	Pablo Squella	-	1987
SUD	3s1	Rabah Yousif	45.43	2011	COD	8h2	Makudi Mubenga	1:55.83	1993
SUI	5s1	Marcel Arnold	45.26	1987	COL	4s3	Rafith Rodríguez	1:46.41	2011
	5s3	Pierre Lavanchy	47.19	2005	CUB	2	Norberto Téllez	1:44.00	1997
SUR	8h2	Carlton Fortune	52.69	2001	CZE	5s2	Roman Oravec	1:45.78	1999
SVK	4q1	Stefán Balosák	45.48	1997	DEN	1	Wilson Kipketer	1:45.08	1995
SWE	7	Johan Wissman	44.72	2007		1	Wilson Kipketer	1:43.38	1997
SWZ	8h6	Bheki Malima	49.61	2001		1	Wilson Kipketer	1:43.30	1999
TAN	5h7	Adramu Mkumi	49.22	1983	DJI	3	Ayanleh Souleiman	1:43.76	2013
TCH	5s1	Ján Tomko (SVK)	46.03	1983	EGY	4h1	Mohamed Ahmed Hamada	1:47.96	2013
TKS	7h5	Angelo Garland	48.65	2013	ESP	6	Adrián Ben	1:45.58	2019
TOG	7h6	Kossi Akoto	47.91	1993	EST	6h5	Urmet Uusorg	1:48.85	1999
TPE	7h4	Chung Cheng-Kang	47.85	2005	ETH	1	Mohammed Aman	1:43.31	2013
TTO	3	Renny Quow	45.02	2009	FIJ	6h3	Isireli Nakelekelevesi	1:50.74	2001
TUN	5s2	Sofiene Labidi	45.56	2003	FIN	6s3	Ari Suhonen	1:46.35	1993
UAE	6h2	Ibrahim Khalil	48.16	1983	FRA	1	Pierre-Ambroise Bosse	1:44.67	2017
UGA	2	Davis Kamoga	44.37	1997	GBR	2	Peter Elliott	1:43.41	1987
UKR	5h1	Roman Galkin	46.82	1997	GBS	DQ/h2	Geramias da Silva	(1:58.80)	2005
URS	5s2	Viktor Markin (RUS)	45.73	1983	GEQ	6h3	Benjamín Enzema	1:56.82	2013
URU	6h4	Andrés Silva	46.79	2007	GER	1	Willi Wülbeck (FRG)	1:43.65	1983
USA	1	Antonio Pettigrew	44.57	1991	GHA	5s2	Kennedy Osei	1:46.78	1997
	1	Michael Johnson	43.65	1993	GIB	5h1	Fabian Franco	1:54.29	1991
	1	Michael Johnson	43.39	1995	GRE	8s1	Panayiôtis Stroubákos	1:46.81	1997
	1	Michael Johnson	44.12	1997	GUA	6h2	Luis Martinez	1:49.07	1991
	1	Michael Johnson	43.18	1999	GUI	8h1	Sekou Camara	1:59.90	1983
	1	Tyree Washington	44.77	2003	GUM	7h6	Derek Mandell	1:57.11	2011
	1	Jeremy Wariner	43.93	2005	GUY	5h5	Ian Roberts	1:47.53	1999
	1	Jeremy Wariner	43.45	2007	HAI	5s3	Moise Joseph	1:45.87	2009
	1	LaShawn Merritt	44.06	2009	HUN	4s1	Tamás Kazi	1:47.01	2009
	1	LaShawn Merritt	43.74	2013	IRI	6s3	Sadjad Moradi	1:45.88	2005
VAN	6h3	Arnold Sorina	48.76	2011	IRL	4s3	Mark English	1:45.55	2015
VEN	8s2	José Meléndez	46.22	2013	IRQ	7h2	Mohammed Darwish	1:50.68	1983
VIN	5q2	Eswort Coombs	45.47	1997	ISR	4h8	Mark Handelsman	1:49.02	1983
YEM	7h2	Ali Al-Arasi (PRY)	59.67	1983	ITA	2	Giuseppe D'Urso	1:44.86	1993
YUG	8q3	Ismail Macev (SRB)	46.54	1987	JAM	3s3	Clive Terrelonge	1:45.75	1993
ZAM	7h3	Bothwell Nachihulu	48.10	1999	JOR	DQ/h6	Samer Al-Jowhar	-	2019
ZIM	6s3	Young Talkmore Nyongani	47.20	2005	JPN	5h4	Tomonari Ono	1:48.43	1995
					KEN	1	Billy Konchellah	1:43.06	1987
						1	Billy Konchellah	1:43.99	1991
						1	Paul Ruto	1:44.71	1993
						1	Alfred Kirwa Yego	1:47.09	2007
						1	David Rudisha	1:43.91	2011
						1	David Rudisha	1:45.84	2015
					KGZ	8h4	Ilia Mukhin	1:54.88	2013
800 Metres					KOR	8s1	Kim Soon-Hyung	1:47.15	1999
AFG	8h6	Wais Khairandesh	1:59.51	2015	KOS	6h6	Astrit Kryeziu	1:49.94	2017
AHO	7h5	Rutshel Martina	1:55.67	1983	KSA	8	Mohammed Al-Salhi	1:47.58	2007
ALG	1	Djabir Saïd-Guerni	1:44.81	2003	KUW	6s1	Mohammad Alazemi	1:48.02	2005
AND	6h3	Pol Moya	1:48.52	2019		6s2	Ebrahim Al-Zofauri	1:46.68	2017
ANG	7h2	Manuel Antonio	1:57.40	2013					
ANT	6h4	Dale Jones	1:48.62	1991					
	6h3	Dale Jones	1:51.02	1993					
ARG	6h3	Luis Migueles	1:49.52	1987					
	6h3	Luis Migueles	1:51.42	1991					
ARM	6h3	Ashot Hayrapetyan	1:50.09	2011					

COUNTRY	POSITION	NAME	MARK	YEAR	COUNTRY	POSITION	NAME	MARK	YEAR
LAO	7h4	Vanxay Sinebandith	2:00.25	1995	SYR	7h7	Mahmoud Al-Kheirat	1:48.76	1995
LAT	6s1	Dmitrijs Milkevičs	1:46.27	2007		7h1	Badwan Jaddoueh	1:48.89	2003
LBN	7h6	Ali Khazaal	1:57.16	1993	TAN	5h6	Samuel Mwera	1:46.24	2007
	7h2	Ali Khazaal	1:50.66	1997	THA	6h1	Chern Srichudanu	1:50.37	1987
LCA	5h6	Cuthbert Modeste	2:01.24	1997	TLS	7h6	Ribeiro De Carvalho	2:04.74	2013
LTU	6h1	Mindaugas Norbutas	1:48.44	2003	TTO	5s1	Michael Solomon	1:47.10	1983
LUX	6h3	Mike Schumacher	1:48.18	2009	TUN	7s1	Abdessalem Ayouni	1:47.39	2017
MAD	6h1	Hubert Rakotoarimanana	1:47.86	1997		7s1	Abdessalem Ayouni	1:45.80	2019
MAR	5	Faouzi Lahbi	1:44.83	1987	UAE	7h1	Saud Al-Zaabi	1:53.34	2017
	5	Amine Laalou	1:45.66	2009	UGA	4	Abraham Chepkirwok	1:47.41	2007
MAS	7h3	Samson Vallabouy	1:51.46	1991	UKR	8h1	Taras Bybyk	1:49.39	2013
MDV	7h3	Naseer Ismail	2:02.70	1993	URS	7	Andriy Sudnik (BLR)	1:46.36	1991
	7h2	Naseer Ismail	1:56.67	1999	USA	1	Donavan Brazier	1:42.34	2019
	7h6	Mohamed Amir	2:06.25	2003	VAN	7h1	Kayless Tavakalo	1:58.06	1995
	7h2	Shifaz Mohamed	2:01.05	2011	VEN	5q1	William Wuycke	1:46.38	1987
MEX	7q1	Luis Karin Toledo	1:46.88	1987	YEM	6h6	Anwar Omar Mohammad	1:58.20	1995
MGL	7h4	Batmunkh Banzragch	2:02.42	1999	YUG	7	Slobodan Popović (SRB)	1:45.07	1987
MKD	7h1	Vanco Stojanov	1:49.54	2001	ZAM	8s2	Prince Mumba	1:47.06	2011
MLI	7s3	Moussa Camara	1:48.15	2011	ZIM	6s2	Savieri Ngidhi	1:46.56	1999
MNE	7h2	Ilija Ranitovic	1:53.17	2009					
MON	6h4	Brice Etès	1:48.22	2011					
	6h2	Brice Etès	1:53.60	2013	1500 Metres				
MRI	6h1	Christopher Blackburn	1:52.78	1993	ALG	1	Noureddine Morceli	3:32.84	1991
MTN	8h1	Sherif Baba Aïdara	1:56.85	1997		1	Noureddine Morceli	3:34.24	1993
	8h6	Soulaymane Ould Chebal	1:56.45	2007		1	Noureddine Morceli	3:33.73	1995
MYA	7h1	Zaw Win Thet	1:58.36	2011	AND	12h3	Víctor Martínez	3:52.29	2001
NAM	4h6	Daniel Nghipandulwa	1:48.79	2011	ANG	11s1	João N'Tyamba	3:44.64	1991
NCA	7h8	Luis Ramirez	1:55.77	1983	ANT	11h4	Dale Jones	3:54.91	1993
	7h5	Carlos Mairena	1:52.01	1993	ARG	7h2	Federico Bruno	3:43.16	2017
	7h4	Edgard Cortés	1:49.10	2011	ARM	12h3	Armen Asyran	4:03.21	2005
NED	2	Rob Druppers	1:44.20	1983	AUS	7	Mike Hillardt	3:40.23	1987
NEP	7h2	Gop Bahadur Adhikari	1:51.74	1993	AUT	DNF/s1	Robert Nemeth	-	1983
NGR	6h1	Edose Ibadin	1:46.51	2017	BDI	3	Vénuste Niyongabo	3:35.56	1995
	6h6	Edose Ibadin	1:47.91	2019	BEL	7s1	Christophe Impens	3:42.85	1993
NIG	6h8	Mahamadou Ibrahim	1:55.21	2003	BHU	13h1	Thinley Tenzin	4:24.54	2013
NMI	7h8	Jack Kabiriel	2:07.73	1999	BLR	11s1	Azat Rakipov	3:45.46	1993
NOR	3	Vebjorn Rodal	1:45.68	1995	BOT	9h1	Mbiganyi Thee	3:45.04	1991
NZL	6s3	Peter Pearlless	1:47.82	1983	BRA	6s2	Hudson de Souza	3:41.12	2003
OMA	7h5	Mohammed Al-Suleimani	1:50.91	2019	BRN	1	Rashid Ramzi	3:37.88	2005
PAK	7h5	Farhan Ahmed	1:50.14	2011		1	Youssef Saad Kamel	3:35.93	2009
PAN	7h1	Juan José Tapia	1:52.99	1993	CAM	13h3	Hem Bunting	4:08.31	2007
PAR	8h3	Rodrigo Trinidad	1:55.43	2005		13h2	Hem Bunting	4:08.64	2009
PHI	7h3	John Lozada	1:59.63	2001	CAN	5	Kevin Sullivan	3:36.73	1995
PLE	6h6	Abdel Salam Al-Dabajy	1:51.68	2003	CHI	11s1	Carlos Díaz	3:47.48	2015
POL	2	Adam Kszczot	1:46.08	2015	COD	10h3	Nioka Pululu	4:02.68	1995
	2	Adam Kszczot	1:44.95	2017	CRO	8s1	Branko Zorko	3:43.12	1993
POR	7s1	João Pires	1:49.19	2003		8s1	Branko Zorko	3:41.63	1997
PUR	5	Wesley Vázquez	1:44.48	2019	CZE	5	Jakub Holuša	3:34.89	2017
QAT	6	Musaab Bala	1:47.01	2015	DEN	8	Robert Andersen	3:37.66	1997
ROU	5h2	Petru Dragoescu	1:48.33	1983	DJI	12	Youssef His Bachir	3:37.96	2019
RSA	1	Mbulaeni Mulaudzi	1:45.29	2009	DOM	10h2	Luis Nuñez	3:48.54	1991
RUS	2	Yuriy Borzakovskiy	1:44.84	2003	ECU	10h3	Byron Piedra	3:45.59	2007
	2	Yuriy Borzakovskiy	1:44.51	2005	ERI	9h1	Hais Welday	3:43.84	2009
RWA	5h5	Augustin Ntamuhanga	1:50.69	1987	ESP	2	José Luis Gonzalez	3:38.03	1987
SAM	7h2	Aunese Curreen	1:47.72	2007		2	Fermín Cacho	3:35.56	1993
SEN	4s2	Babacar Niang	1:46.23	1987		2	Fermín Cacho	3:36.63	1997
SEY	7h3	Vincent Confait	1:55.04	1983	EST	12h4	Tiidrek Nurme	3:43.73	2009
SLE	DNS/h5	Thomas Vandy	-	2011	ETH	2	Derese Mekonnen	3:36.01	2009
SLO	5h3	Zan Rudolf	1:47.24	2015	FIN	8h4	Antti Loikkanen	3:44.47	1983
SMR	7h2	Manlio Molinari	1:53.41	1987	FRA	2	Mehdi Baala	3:32.31	2003
SOL	DQ/h5	Fred Thegu	(1:57.51)	2003	GAM	12h1	Ansu Sowe	3:50.77	2007
SOM	5q3	Ibrahim Okash	1:47.00	1987	GBR	1	Steve Cram	3:41.59	1983
STP	8h6	Antonio Cadio dos Paraiso	1:58.47	1983	GEO	12h1	Zigmund Zilbershtein	3:52.76	1999
SUD	2	Abubaker Kaki	1:44.41	2011	GEQ	10h2	Benjamín Enzema	3:48.39	2017
SUI	1	André Bucher	1:43.70	2001	GER	3	Hauke Fuhlbrügge	3:35.28	1991
SUR	6h5	Tommy Asinga	1:47.33	1991	GIB	11h2	Fabian Franco	4:03.94	1991
	6h2	Tommy Asinga	1:51.60	1995	GRE	9h2	Spyros Spyrou	3:43.94	1983
SVK	5h2	Jozef Repčík	1:48.26	2015	GUA	13h3	Luis Martinez	3:46.39	1991
SWE	6s3	Andreas Kramer	1:46.25	2017	GUI	12h1	Mamadou Barry	4:16.38	2013
					GUM	8h3	Neil Weare	3:56.64	2003

COUNTRY	POSITION	NAME	MARK	YEAR	COUNTRY	POSITION	NAME	MARK	YEAR
HON	13h2	Pedro Jiménez	4:22.09	2001	UAE	13h2	Mohamed Abdullah Mubarak	3:51.04	1987
HUN	10h1	Balász Tölgyesi	3:44.16	1997	UGA	8s1	Ronald Musagala	3:42.01	2017
IND	10h2	Jinson Johnson	3:39.86	2019	UKR	3	Ivan Heshko	3:33.17	2003
IRI	9s1	Sadjad Moradi	3:46.21	2007	URS	8s1	Leonid Masunov (UKR)	3:38.24	1987
IRL	10	Ciarán O'Lionaird	3:37.81	2011	USA	1	Bernard Lagat	3:34.77	2007
IRQ	10h4	Mohammed Darwish	3:50.04	1983	VAN	9h2	Tawai Keiruan	4:04.77	1993
ITA	8	Gennaro Di Napoli	3:36.56	1991	VEN	8	Eduard Villanueva	3:37.31	2011
JOR	13h1	Awwad Al-Sharafat	4:07.72	2015	YEM	10h4	Mohamed Al-Halaki	3:50.44	1993
JPN	11s2	Fumikazu Kobayashi	3:43.64	2007	YUG	8	Dragan Zdravković (SRB)	3:43.75	1983
KEN	1	Asbel Kiprop	3:35.69	2011	ZIM	8h4	Passmore Furusa	3:41.01	1995
	1	Asbel Kiprop	3:36.28	2013					
	1	Asbel Kiprop	3:34.40	2015					
	1	Elijah Manangoi	3:33.61	2017					
	1	Timothy Cheruiyot	3:29.26	2019					
KGZ	DNS/s1	Valeriy Pisarev	-	2003					
KIR	12h1	Benson Korimara	4:51.36	2001					
KOR	11h1	Sin Sang-Min	3:55.02	2011					
KSA	12s2	Mohammed Othman Shaween	3:44.54	2007					
KUW	13h3	Bashar Ibrahim	3:50.28	1999					
LAO	14h2	Bannavong Saysana	4:19.80	2007					
LAT	9h2	Dmitrijs Jurkevičs	3:42.69	2011					
LBN	11h3	Ali Khazaal	4:02.62	1993					
LUX	12h2	Christian Thielen	3:54.20	2001					
MAD	12h1	Tisbite Rakotoarisoa	3:52.91	1983					
MAR	1	Hicham El Guerrouj	3:35.83	1997					
	1	Hicham El Guerrouj	3:27.65	1999					
	1	Hicham El Guerrouj	3:30.68	2001	CAM	DNF/h2	Ma Viro	-	2019
	1	Hicham El Guerrouj	3:31.77	2003	CAN	3	Mohammad Ahmed	13:01.11	2019
MAW	9h1	Francis Munthali	3:51.61	2003	CGO	14h3	Obva Elengha	15:37.13	1991
MDV	10h2	Naseer Ismail	4:12.11	1993	CHA	DNS/h1	Abdoulaye Abdelkerim	-	2013
MEX	8s2	Juan Luis Barrios	3:41.17	2007	CHI	10h1	Mauricio Díaz	13:38.07	2001
MLT	11h1	Xandru Grech	3:54.96	1995	CHN	11h1	Zhang Guowei	13:40.46	1987
MON	13h3	Antoine Berlin	4:27.52	2009	COD	12h3	Masini Situ Kumbanza	15:02.26	1983
MOZ	11h3	Flavio Seholhe	3:53.18	2013	COL	DNF/h2	Gerard Giraldo	-	2019
MTN	13h1	Abdallahi Ould Nanou	4:09.77	2009	CRC	15s1	Ronald Lanzoni	14:47.30	1983
NCA	10h1	Carlos Mairena	3:54.21	1993	CYP	9s1	Filippos Filippou	13:40.81	1983
NED	7	Gert-Jan Liefers	3:33.99	2003	CZE	9h3	Jan Pešava	14:02.00	1993
NEP	11h1	Gop Bahadur Adhikari	3:54.47	1993	DEN	12h2	Dennis Jensen	13:47.90	2001
NIG	13h3	Omar BachirCallum	4:00.18	2013	DJI	10h1	Mumin Gala	13:48.19	2011
NOR	3	Filip Ingebrigtsen	3:34.53	2017	ECU	9h2	Byron Piedra	13:35.38	2013
NZL	6	Nick Willis	3:35.46	2015	ERI	7	Aron Kifle	13:36.91	2017
PAK	9h2	Atta Miran	3:51.34	2003	ESA	10h2	José Jaime Hernandez	15:29.86	1983
PAN	10h3	Juan José Tapia	3:52.44	1993	ESP	4	Alberto García	13:05.60	2001
PER	9h1	David Torrence	3:46.39	2017	ETH	1	Kenenisa Bekele	13:17.09	2009
POL	3	Marcin Lewandowski	3:31.46	2019		1	Muktar Edris	13:32.79	2017
POR	3	Rui Silva	3:38.02	2005		1	Muktar Edris	12:58.85	2019
PYF	11h2	Charles Delys	3:51.36	2011	FIJ	13h2	Davendra Singh	15:01.72	1993
QAT	4	Mohammed Suleiman	3:36.87	1993	FIN	3	Martti Vainio	13:30.34	1983
ROU	8h4	Ovidiu Olteanu	3:47.62	1993	FRA	5	Smail Sghir	13:07.71	2001
	8h3	Alexandru Vasile	3:39.01	1997	GAB	20h2	Christian Ngingba	18:44.06	2011
RSA	3	Johan Cronje	3:36.83	2013	GBR	1	Mohamed Farah	13:23.36	2011
RUS	8	Vyacheslav Shabunin	3:34.37	2003		1	Mohamed Farah	13:26.98	2013
RWA	9h1	Alexis Sharangabo	3:42.72	2001		1	Mohamed Farah	13:50.38	2015
SOL	11h4	Selwyn Kole	4:05.07	1995	GBS	19h1	Braima Dabó	18:10.87	2019
SOM	1	Abdi Bile	3:36.80	1987	GEQ	DNS/h2	Lucas Eningo	-	1991
SRB	10h1	Goran Nava	3:44.13	2009	GER	2	Werner Schildhauer (GDR)	13:30.20	1983
SRI	12s2	Chaminda Wijekoon	3:44.81	2011	GIB	18h1	Michael Sanchez	15:34.82	2005
SSD	11h2	Dominic Lobalu	3:52.78	2017	GRE	11h1	Panayiótis Papoulías	14:00.93	1995
SUD	5	Omer Khalifa	3:39.81	1987	GUA	15h1	Hugo García	14:08.72	1987
SUI	6	Pierre Déléze	3:43.69	1983	GUY	17h2	Cleveland Forde	15:25.12	2007
SWE	9	Kalle Berglund	3:33.70	2019	HAI	DNF/h1	Dieudonne Lamothe	-	1991
TAN	11h2	James Igohe	3:48.58	1983	HUN	13	Zoltán Káldy	13:43.02	1993
TCH	10	Ján Kubista (CZE)	3:44.30	1983	IND	9h2	Bahadur Prasad	13:53.59	1993
TKM	14h3	Serdar Nurmyradov	4:10.42	2007	IRI	9h1	Seyed Hazaveh	13:53.40	1995
TLS	13h2	Ribeiro De Carvalho	4:30.56	2011	IRL	1	Eamonn Coghlan	13:28.53	1983
TOG	DNF/h1	Boampouguini Djigban	-	2009	ITA	10	Daniele Meucci	13:29.11	2011
TUN	5	Ali Hakimi	3:37.51	1997	JAM	10	Kemoy Campbell	13:39.74	2017
TUR	9s2	İlham Tanui Özbilen	3:37.07	2013	JOR	15h1	Mahmoud Sreiss	14:38.15	1995
	9s1	İlham Tanui Özbilen	3:45.70	2015	JPN	13s1	Kenji Ide	14:04.94	1983

COUNTRY	POSITION	NAME	MARK	YEAR	COUNTRY	POSITION	NAME	MARK	YEAR
KEN	1	Yobes Ondieki	13:14.45	1991	BDI	5	Aloÿs Nizigama	28:13.43	1993
	1	Ismael Kirui	13:02.75	1993	BEL	13	Soufiane Bouchikhi	28:15.43	2019
	1	Ismael Kirui	13:16.77	1995	BOL	13h1	Marco Antonio Condori	29:51.24	1997
	1	Daniel Komen	13:07.38	1997	BRA	11h1	Geraldo de Assis	28:51.25	1991
	1	Richard Limo	13:00.77	2001	BRN	12	El Hassan El Abbassi	28:12.57	2015
	1	Eliud Kipchoge	12:52.79	2003		12	Abraham Cheroben	27:11.08	2017
	1	Benjamin Limo	13:32.55	2005	CAN	6	Mohammad Ahmed	26:59.35	2019
KOR	19h2	Baek Seung-Ho	15:01.37	2011	CHN	14	Zhang Guowei	28:30.00	1987
KSA	9	Moukheld Al-Outaibi	13:35.29	2005	COL	14h1	Domingo Tibaduiza	29:23.86	1983
LBA	14h1	Ali El-Zaidi	14:16.08	2001	COM	16h2	Saïd Attoumane	34:24.62	1983
LBN	14h3	Ali Awad	14:46.80	1995	CRC	15h2	Ronald Lanzoni	30:18.60	1983
LES	15h2	Thabiso Moqhali	14:39.68	1987	DEN	DNS/Final	Henrik Jørgensen	-	1983
LUX	14s1	Justin Gloden	14:12.25	1983	ECU	10	Rolando Vera	28:20.24	1987
MAR	1	Saïd Aouita	13:26.44	1987	ERI	2	Zersenay Tadese	26:50.12	2009
	1	Salah Hissou	12:58.13	1999	ESP	5	Fabián Roncero	27:56.07	2001
MAS	12h1	Ramachandran Murusamy	14:33.22	1993	ETH	1	Haile Gebrselassie	27:46.02	1993
MAW	13h1	Grevazio Mpani	14:15.65	2013		1	Haile Gebrselassie	27:12.95	1995
MEX	10	Pablo Olmedo	13:27.74	1999		1	Haile Gebrselassie	27:24.58	1997
MGL	12h1	Chuluunbaatar Ariunsaikhan	15:26.62	1991		1	Haile Gebrselassie	27:57.27	1999
MLT	12h2	Gerard Degaetano	15:31.08	1991		1	Kenenisa Bekele	26:49.57	2003
MTN	21h1	Mohamed Sambe	16:16.29	2017		1	Kenenisa Bekele	27:08.33	2005
MYA	11h2	Thein Win Gopal	14:14.62	1993		1	Kenenisa Bekele	27:05.90	2007
NED	6h1	Martin ten Kate	13:59.51	1991		1	Kenenisa Bekele	26:46.31	2009
NIG	13h3	Souley Oumarou	14:52.89	1991		1	Ibrahim Jeylan	27:13.81	2011
	13h3	Souley Oumarou	15:29.14	1993	FIN	4	Martti Vainio	28:01.37	1983
NOR	5	Jakob Ingebrigtsen	13:02.93	2019	FRA	9	Jean-Louis Prianon	28:19.47	1987
NZL	14	Jake Robertson	14:03.09	2011	GBR	1	Mohamed Farah	27:21.71	2013
	14	Zane Robertson	13:46.55	2013		1	Mohamed Farah	27:01.13	2015
PAN	15h3	Saïd Gómez	15:07.13	1995		1	Mohamed Farah	26:49.51	2017
PAR	13h1	Ramón López	15:10.29	1983	GEQ	17h1	Lucas Eningo Elonga	35:31.57	1991
PHI	12h2	Eduardo Buenavista	14:12.55	2003	GER	2	Werner Schildhauer (GDR)	28:01.18	1983
PLE	12h1	Mohammed Bekheet	14:52.26	1983	GRE	7	Spyros Andriopoulos	28:07.17	1987
POL	7h2	Slawomir Majusiak	13:57.98	1991	HUN	14h2	Zoltán Káldy	29:00.89	1991
POR	2	Domingos Castro	13:27.59	1987	IND	19	Surendra Singh	28:35.51	2009
QAT	3	James Kwalia	13:17.78	2009	IRL	17	Cathal Lombard	28:36.43	2003
ROU	DNF/h2	Ovidiu Olteanu	-	1993	ITA	1	Alberto Cova	28:01.04	1983
RSA	12	Elroy Gelant	13:43.58	2013	JOR	16h2	Ahmed Al-Hamshari	31:13.52	1991
RUS	9h1	Andrey Tikhonov	13:53.25	1993	JPN	10	Koichi Morishita	28:13.71	1991
RWA	10	Mathias Ntawulikura	13:28.58	1993		10	Toshiyuki Hayata	27:53.12	1995
SGP	17h1	Chamkaur Singh Dhaliwal	15:23.56	2001	KEN	1	Paul Kipkoech	27:38.63	1987
SOM	15h1	Abdishakor Nagea Abdulle	15:13.64	2011		1	Moses Tanui	27:38.74	1991
SSD	20h1	David Kulang	14:53.19	2017		1	Charles Kamathi	27:53.25	2001
SUD	13h1	Mohamed Yagoub	14:03.27	2001	KSA	DNF/h1	Alyan Al-Qahtani	-	1995
SUI	4	Pierre Délèze	13:28.06	1987	LBA	DNF	Ali El-Zaidi	-	1999
SVK	8h2	Róbert Stefko	13:30.70	1995	MAR	2	Khalid Skah	27:14.53	1995
SWE	12	Jonny Danielson	13:40.59	1993	MAS	16h2	Ramachandran Murusamy	29:38.97	1993
SWZ	13h3	Sipho Dlamini	14:34.99	1995	MAW	14h1	John Mwachithwa	30:31.43	1991
TAN	15	Fabiano Joseph	13:42.50	2005	MEX	4	Arturo Barrios	27:59.66	1987
TKS	11h2	Alden Morris	18:06.35	1983	MGL	15h1	Chuluunbaatar Ariunsaikhan	30:50.77	1991
TOG	11h1	Yawo Kloutse	14:45.85	2003	MHL	DNF/h2	Manny Lolin	-	1991
TUN	14s2	Féthi Baccouche	14:19.64	1983	MLT	16h1	Gerard Degaetano	31:03.21	1991
TUR	9	Ali Kaya	13:56.51	2015	MTN	19h1	Ismael Ould Adermaz	33:04.49	1995
UGA	3	Moses Kipsiro	13:46.75	2007	MYA	17h2	Gopal Thein Win	29:56.61	1993
UKR	9h2	Sergiy Lebid	13:43.78	2001	NED	8	Kamiel Maase	28:15.58	1999
URS	4	Dmitriy Dmitriyev (RUS)	13:30.38	1983		8	Kamiel Maase	27:45.46	2003
URU	15s2	Ricardo Vera	14:20.20	1983	NOR	11	Sondre Nordstad Moen	28:02.18	2019
USA	1	Bernard Lagat	13:45.87	2007	NZL	16	Zane Robertson	27:48.59	2017
VAN	13h1	Tawai Keiruan	15:43.73	1993	PAN	14h1	Agustin Moran	30:12.32	1997
YEM	16h1	Salah Juaim	15:21.11	2001	PAR	16h1	Ramón López	31:27.01	1983
ZAM	10h1	Tonny Wamulwa	13:50.95	2007	PLE	DNF/h1	Mohamed Ahmad	-	1993
ZIM	10	Philimon Hanneck	13:41.28	1995	POR	5	António Pinto	28:03.42	1999
					PYF	17h2	Georges Richmond	31:48.17	1997
					QAT	4	Abdullah Ahmed Hassan	27:18.28	2003
					RSA	11	Hendrick Ramaala	28:25.57	1999
					RUS	20	Anatoliy Rybakov	28:42.28	2009
					RWA	7	Mathias Ntawulikura	28:10.38	1991
					SUD	13h2	Musa Gouda	28:38.03	1983
					SUI	14	Christian Belz	27:53.16	2005
					SVK	15h2	Miroslav Vanko	28:53.69	1995
10,000 Metres									
ALG	24	Kamel Kohil	28:52.47	2001					
ANG	13	João N'Tyamba	28:31.09	1999					
ARG	8	Antonio Sílio	28:36.88	1993					
AUS	10	Darren Wilson	28:20.16	1997					
AUT	DNF/Final	Gerhard Hartmann	-	1987					

COUNTRY	POSITION	NAME	MARK	YEAR	COUNTRY	POSITION	NAME	MARK	YEAR
SWE	12	Mats Erixon	28:29.08	1987	GUM	DNF	James Walker	-	1987
TAN	5	Gidemas Shahanga	28:01.93	1983		DNF	Fred Schumann	-	1993
TCH	6	Martin Vrabel (SVK)	28:05.59	1987	GUY	47	William Abrams	3:12:33	1987
TUN	25	Habib Romdani	29:21.35	1987	HKG	32	Fai Yeung Ng	2:34:26	1991
TUR	7	Ali Kaya	27:43.69	2015	HON	DNS	Emiliano Lemus	-	2001
UGA	1	Joshua Cheptegei	26:48.36	2019		DNS	Emiliano Lemus	-	2001
USA	4	Galen Rupp	27:24.39	2013	IND	21	Thonakal Gopi	2:15:57	2019
YEM	DNF	Mohamed Al-Khawlani	-	1999	IRI	DNF	Mohammad Jafar Moradi	-	2015
YUG	DNF/h2	Stane Rozman (SLO)	-	1983	IRL	21	Paul Pollock	2:16:42	2013
ZAM	11h1	Fackson Nkandu	29:03.67	1993	ISL	60	Agust Thorsteinsson	2:34:05	1983
ZIM	15	Tendai Chimusasa	28:55.29	1997	ISR	19	Ayele Setegne	2:22:27	2007
					ITA	2	Vincenzo Modica	2:14:03	1999
					JOR	DNF	Ahmed Al-Hamshari	-	1991
					JPN	1	Hiroshi Taniguchi	2:14:57	1991
					KAZ	50	Mihail Krassilov	2:44:31	2013
					KEN	1	Douglas Wakiihuru	2:11:48	1987
						1	Luke Kibet	2:15:59	2007
						1	Abel Kirui	2:06:54	2009
						1	Abel Kirui	2:07:38	2011
						1	Geoffrey Kirui	2:08:27	2017
					KGZ	40	Nazirdin Akyzbekov	2:27:44	1995
					KIR	DNF	Manukau Teuribaki	-	1999
					KOR	4	Kim Jae-Ryong	2:17:14	1993
					LAO	DNF	Vilayvanh Phachansili	-	1999
					LAT	48	Dmitrijs Serjogins	2:24:00	2019
					LBA	20	Ali Zaied	2:22:50	2007
					LCA	DNF	Zepherinus Joseph	-	2005
					LES	14	Tshepo Mathibelle	2:17:17	2015
					LIE	35	Roland Wille	2:48:12	1991
					LTU	24	Remigijus Kančys	2:16:34	2017
					LUX	38	Justin Gloden	2:30:05	1987
					MAR	1	Jaouad Gharib	2:08:31	2003
						1	Jaouad Gharib	2:10:10	2005
					MAW	34	John Mwathiwa	2:24:01	1995
						34	Mike Tebulo	2:22:45	2011
					MDA	31	Roman Prodius	2:26:46	2015
					MEX	2	Dionisio Cerón	2:12:13	1995
					MGL	19	Bat-Ochir Ser-Od	2:16:41	2011
					MHL	DNF	Manny Lolin	-	1991
					MKD	60	Trpe Martinovski	2:48:36	1999
					MRI	60	David Carver	2:25:45	2017
					MYA	27	Myint Kann	2:29:14	1991
					NAM	2	Lucketz Swartbooi	2:14:11	1993
					NCA	28	William Aguirre	2:29:35	1991
					NED	3	Bert van Vlaanderen	2:15:12	1993
					NEP	31	Krishna Bahadur Basnet	2:33:13	1991
					NOR	10	Stig Roar Husby	2:11:29	1983
					NZL	20	Graham Macky	2:20:43	1987
					PAN	DNF	Jorge Castel Blanco	-	2017
					PAR	25	Derlis Ayala	2:16:37	2017
					PER	45	Vicente Chura	2:29:27	1999
					POL	4	Ján Huruk	2:15:47	1991
					POR	4	Luís Novo	2:14:27	1999
						4	Alberto Chaíça	2:09:25	2003
					PRK	11	Pak Chol	2:15:44	2015
					PYF	59	Georges Richmond	2:45:36	1999
					QAT	2	Mubarak Hassan Shami	2:17:18	2007
					ROU	12	Marius Ionescu	2:15:32	2011
					RSA	5	Stephen Mokoka	2:11:09	2019
					RUS	8	Aleksey Schelonkin	2:18:52	1993
					RWA	22	Felicien Muhitira	2:16:21	2019
					SAM	DNF	Samuelu Samuelu	-	1987
						DNF	Faasalele Fuauli	-	1991
					SEY	43	Albert Marie	2:34:20	1987
					SLO	19	Miroslav Vindiš	2:23:31	1993
					SMR	25	Gian Luigi Macina	2:28:40	1991
					SOM	DNF	Abukar Mohamed	-	2001
						DNF	Abukar Mohamed	-	2001
					SRI	29	Anuradha Cooray	2:25:04	2015
Marathon									
ALB	57	Syrja Dalipi	2:31:40	1983					
ALG	8	Azzedine Sakhri	2:17:44	1997					
AND	26	Toni Bernadó	2:19:06	2005					
ANG	DNF	João N'Tyamba	-	2003					
ARG	DNF	Alfredo Maravilla	-	1983					
	DNF	Jorge Yeber	-	1987					
	DNF	Mariano Mastromarino	-	2017					
ARU	23	Kim Reynierse	2:26:50	1991					
AUS	1	Rob de Castella	2:10:03	1983					
AUT	23	Valentin Pfeil	2:16:28	2017					
AZE	37	Tilahun Aliyev	2:23:32	2013					
BDI	26	Pierre-Célestin Nihorimbere	2:23:29	2015					
BEL	6	Armand Parmentier	2:10:57	1983					
BER	58	Raymond Swan	2:33:20	1983					
BHU	49	Sangay Wangchuk	2:38:33	2011					
BIH	53	Islam Dugum	2:38:37	1995					
BLR	22	Vladimir Kotov	2:24:26	1993					
BOL	33	Freddy Lujan	2:36:54	1991					
BOT	22	Motsemme Kgaotsang	2:25:28	1991					
BRA	3	Luíz dos Santos	2:12:49	1995					
BRN	5	Shumi Dechasa	2:14:36	2015					
BUL	41	Stanimir Nenov	2:32:44	1987					
CAF	43	Ernest Ndjissipou	2:29:25	2001					
CAM	65	Rithya To	2:59:20	1999					
CAN	10	Peter Maher	2:19:26	1993					
CHI	27	Alejandro Aros	2:27:56	1993					
CHN	13	Dong Guojian	2:15:45	2011					
CMR	DNF	Paul Kueté	-	1995					
COD	14	Willy Kalombo	2:19:18	1997					
COL	28	Juan Carlos Cardona	2:14:52	2003					
COM	36	Abdillahi Soilihi	2:56:36	1991					
CPV	37	António Zeferino	2:25:56	1997					
CRC	18	José Luis Molina	2:20:55	1997					
CUB	30	Alberto Cuba	2:32:57	1991					
CZE	32	Karel David	2:24:42	1997					
DEN	9	Henrik Jørgensen	2:14:58	1987					
DJI	2	Ahmed Salah	2:12:30	1987					
	2	Ahmed Salah	2:15:26	1991					
ECU	27	Franklin Tenorio	2:25:15	2001					
ERI	1	Ghirmay Ghebreslassie	2:12:28	2015					
ESA	61	José Jaime Hernández	2:34:26	1983					
ESP	1	Martín Fiz	2:11:41	1995					
	1	Abel Antón	2:13:16	1997					
	1	Abel Antón	2:13:36	1999					
EST	20	Roman Fosti	2:20:35	2015					
ETH	1	Gezahegn Abera	2:12:42	2001					
	1	Lelisa Desisa	2:10:40	2019					
FIN	9	Janne Holmén	2:19:36	2007					
FRA	11	Philippe Rémond	2:18:19	1997					
GBR	4	Peter Whitehead	2:14:08	1995					
	4	Callum Hawkins	2:10:17	2017					
	4	Callum Hawkins	2:10:57	2019					
GEO	55	Daviti Kharazishvili	2:24:24	2017					
GER	3	Waldemar Cierpinski (GDR)	2:10:37	1983					
GRE	19	Nikólaos Políás	2:21:03	1997					
GUA	47	José Amado García	2:22:00	2009					

COUNTRY	POSITION	NAME	MARK	YEAR	COUNTRY	POSITION	NAME	MARK	YEAR
SSD	DNS	Guor Marial	-	2015	(KEN)	1	Christopher Koskei	8:11.76	1999
SUI	3	Viktor Röthlin	2:17:25	2007		1	Reuben Kosgei	8:15.16	2001
SVK	29	Petr Pipa	2:28:05	1993		1	Brimin Kipruto	8:13.82	2007
SWE	4	Kjell-Erik Ståhl	2:10:38	1983		1	Ezekiel Kemboi	8:00.43	2009
SWZ	17	Elphas Ginindza	2:22:43	1991		1	Ezekiel Kemboi	8:14.85	2011
	17	Elphas Ginindza	2:23:00	1993		1	Ezekiel Kemboi	8:06.01	2013
TAN	2	Christopher Isegwe	2:10:21	2005		1	Ezekiel Kemboi	8:11.28	2015
TCH	12	Martin Vrabel (SVK)	2:16:58	1987		1	Cornelius Kipruto	8:14.12	2017
THA	DNF	Tony Payne	-	2019		1	Conseslus Kipruto	8:01.35	2019
TJK	51	Sergey Zabavskiy	2:32:22	1999	KSA	3	Saad Al-Asmari	8:12.95	1995
TKM	DNF	Kemal Tuvakuliyev	-	2003	MAR	2	Ali Ezzine	8:16.21	2001
TPE	28	Chang Chia-Che	2:26:22	2007		2	Soufiane El-Bakkali	8:14.49	2017
TTO	DNF	Ronnie Holassie	-	2001	MDA	8	Ion Luchianov	8:19.69	2011
TUN	9	Taher Mansouri	2:18:54	1993	MEX	11h3	Rubén García	8:36.28	1995
TUR	14	Kaan Kigen Ozbilen	2:14:29	2017	NED	5	Simon Vroemen	8:16.76	2005
UGA	1	Stephen Kiprotich	2:09:51	2013	NEP	13h2	Madan Raj Giri	9:34.97	2001
UKR	18	Aleksandr Kuzin	2:21:26	2001	NOR	7	Jim Svenoy	8:14.80	1997
	18	Igor Olefirenko	2:15:34	2017	NZL	9s2	Peter Renner	8:25.72	1983
URS	8	Ravil Kashapov (RUS)	2:14:41	1987	PAR	12h2	Ramón López	9:10.29	1987
URU	20	Ernesto Zamora	2:16:00	2017	PER	8h1	Mario Bazan	8:28.67	2009
USA	1	Mark Plaatjes	2:13:57	1993	PHI	11h3	Hector Begeo	9:17.82	1997
UZB	47	Vasiliy Medvedev	2:30:28	2001	PNG	13h2	Sapolai Yao	9:51.09	2015
VEN	67	Luis Orta	2:33:42	2017	POL	2	Bogusław Mamiński	8:17.03	1983
VIN	25	Pamenos Ballantyne	2:24:36	2001	POR	11	José Regalo	8:27.64	1987
YUG	14	Miroslav Vindiš (SLO)	2:18:09	1987	PUR	10h3	Carmelio Rios	8:47.19	1983
ZAM	29	Jordan Chipangama	2:19:47	2013	QAT	1	Saif Saeed Shaheen	8:04.39	2003
ZIM	15	Cutbert Nyasango	2:15:56	2011		1	Saif Saeed Shaheen	8:13.31	2005

3000 Metres Steeplechase

ALG	3	Azzedine Brahmí	8:15.54	1991
ARG	8h2	Marcelo Cascabelo	8:44.57	1991
AUS	9	Shaun Creighton	8:23.45	1993
AUT	9	Günther Weidlinger	8:19.02	1999
BEL	3	William van Dijck	8:12.18	1987
BOL	11h2	Geovanni Morejon	9:01.30	1999
BRA	8s2	Wander Moura	8:35.01	1997
BRN	6	Tareq Mubarak Taher	8:22.51	2007
BUL	7s1	Panayot Kaschanov	8:31.95	1983
CAN	5	Graeme Fell	8:16.46	1987
CHI	13h1	Emilio Ulloa	8:44.51	1987
COL	10h3	Carlos Andrés San Martín	8:35.10	2019
CYP	9s2	Stathis Stasi	8:35.73	1997
DEN	8h1	Ole Hesselbjerg	8:27.86	2017
DJI	7h2	Mohamed Ismael Ibrahim	8:33.77	2017
EGY	11h3	Salem Attiatalla	8:35.18	2019
ERI	7h2	Yemane Haile Selassie	8:26.58	2019
ESP	3	Eliseo Martín	8:09.09	2003
EST	11h2	Kaur Kivistik	8:56.36	2015
ETH	2	Lamecha Girma	8:01.36	2019
FIJ	11h1	Davendra Singh	9:21.15	1993
FIN	8	Jukka Keskisalo	8:14.47	2009
FRA	3	Bouabdallah Tahri	8:01.18	2009
	3	Mahiedine Mekhissi-Benabbad	8:16.09	2011
	3	Mahiedine Mekhissi-Benabbad	8:07.86	2013
GBR	3	Colin Reitz	8:17.75	1983
GER	1	Patriz Ilg (FRG)	8:15.06	1983
GRE	9h2	Antonios Vouzis	8:34.44	1995
	9h3	Antonios Vouzis	8:33.51	1997
HUN	15	Gábor Markó	9:11.53	1991
IND	13	Avinash Sable	8:21.37	2019
IRI	11h1	Hossein Keyhani	8:33.76	2017
IRL	8h2	Brendan Quinn	8:34.02	1983
ISR	9h2	Itay Magidi	8:43.00	2007
ITA	1	Francesco Panetta	8:08.57	1987
JPN	11	Yoshitaka Iwamizu	8:19.29	2003
KEN	1	Moses Kiptanui	8:12.59	1991
	1	Moses Kiptanui	8:06.36	1993
	1	Moses Kiptanui	8:04.16	1995
	1	Wilson Boit Kipketer	8:05.84	1997

	6	Florian Ionescu	8:15.44	1995
	13	Ruben Ramolefi	8:32.54	2009
	13	Ruben Ramolefi	8:30.47	2011
RUS	7	Vladimir Pronin	8:16.59	1995
SGP	14h1	Elangovan Ganesan	9:47.09	1999
SLO	5h2	Boštjan Buč	8:22.89	2003
SMR	13h3	Matteo Zafferani	9:32.08	1999
SUI	13	Christian Belz	8:31.43	2001
SWE	4	Mustafa Mohamed	8:19.82	2007
TCH	10h1	Jiří Švec (CZE)	8:41.08	1991
TOG	12h2	Akesso Tchaka	9:44.41	1999
TUN	5h2	Féthi Baccouche	8:22.75	1987
	5h1	Amor Ben Yahia	8:43.11	2015
TUR	8	Halil Akkaş	8:22.95	2007
UAE	13h1	Ali Jassimi	8:51.73	1999
UGA	6	Jacob Araptany	8:18.67	2011
UKR	8h3	Vadym Slobodenyuk	8:28.64	2003
URS	9h3	Valeriy Vandyak (UKR)	8:30.43	1987
URU	12	Ricardo Vera	8:29.00	1993
USA	3	Evan Jager	8:15.53	2017
VEN	6h2	José Peña	8:24.88	2013
ZAM	10h2	Godfrey Siamusiye	8:37.41	1995

110 Metres Hurdles

ALG	7h4	Othmane Hadj Lazib	13.63	2011
	7h3	Othmane Hadj Lazib	14.51	2013
AUS	5	Kyle Vander-Kuyp	13.30	1995
AUT	4s1	Elmar Lichtenegger	13.42	2001
BAH	4s3	Shamar Sands	13.47	2009
BAR	1	Ryan Brathwaite	13.14	2009
BEL	8	Jonathan Nsenga	13.54	1999
BLR	6s2	Maksim Lynsha	13.46	2009
BRA	5	Marcio de Souza	13.48	2003
BUL	7	Venizislav Radev	13.73	1983
CAM	7h3	San Chay Kim	16.26	1983
CAN	4	Mark McKoy	13.56	1983
	4	Mark McKoy	13.30	1991
CAY	6s2	Ronald Forbes	13.67	2011
CGO	8h5	Julien Mvoutoukoulou	15.41	2005
CHI	8h3	Arturo Rodriguez	14.11	1995
CHN	1	Liu Xiang	12.95	2007
COL	5s1	Paulo Villar	13.44	2009

COUNTRY	POSITION	NAME	MARK	YEAR	COUNTRY	POSITION	NAME	MARK	YEAR
COM	8h4	Fadane Hamadi	14.79	2019	(PUR)	6h3	Héctor Cotto	13.60	2011
CPV	6h3	Henry Andrade	14.64	1993	PYF	7h1	Hendrey Ah-Tchoy	16.34	2001
CRC	DNS/h2	Alex Foster	-	1993	QAT	6h3	Mohammed Aissa Al-Thawadi	13.67	2007
CUB	2	Anier García	13.07	1999	ROU	3s2	Gheorghe Boroi	13.54	1993
	2	Anier García	13.07	2001	RSA	8	Shaun Bownes	13.84	2001
CYP	8	Milan Trajkovic	13.87	2019	RUS	1	Sergey Shubenkov	12.98	2015
CZE	6	Petr Svoboda	13.38	2009	SAM	5h5	Kuripitone Betham	16.24	2003
DEN	7h1	Erik Jensen	14.05	1987	SEN	7h5	Louis Mendy	13.75	2019
DOM	7s1	Modesto Castillo	14.23	1983	SGP	8h2	Abdul Hakeem Abdul Halim	14.94	2007
ECU	6s3	Jackson Quiñónez	13.72	2003		8h6	Abdul Halim Abdul Hakeem	14.63	2009
EGY	7h6	Mohamed Saad Abdelaziz	14.38	1993	SLO	6h4	Damjan Zlatnar	13.97	2001
ESA	8h1	Mauricio Carranza	15.67	1987	SRB	8h4	Milan Ristić	13.89	2015
ESP	=3	Orlando Ortega	13.30	2019	SRI	8h2	Mahesh Perera	14.64	1995
EST	8h1	Tarmo Jallai	14.16	2007	STP	7h4	Arlindo Pinheiro	15.74	1999
FIJ	8q1	Jovesa Naivalu	14.04	1997		7h1	Arlindo Pinheiro	15.10	2003
FIN	2	Arto Bryggare	13.46	1983	SUD	7h1	Todd Matthews Jouda	15.43	2005
FRA	1	Ladji Doucouré	13.07	2005	SUI	7s2	Jason Joseph	13.53	2019
GAB	7h4	Jean-Daniel Ololo	14.93	1983	SVK	3	Igor Kovác	13.18	1997
GBR	1	Colin Jackson	12.91	1993	SWE	5	Robert Kronberg	13.51	2001
	1	Colin Jackson	13.04	1999	TCH	6s1	Igor Kovác (SVK)	13.89	1991
GEO	6h3	David Ilariani	14.08	2001	THA	6h1	Jamraj Rittidet	14.00	2015
	6h2	David Ilariani	13.89	2003	TKM	8h2	Baimurad Achirmuradov	15.52	2005
GER	4	Florian Schwarthoff	13.20	1997	TPE	5s2	Chen Kuei-Ju	13.52	2019
GRE	4s3	Konstadinos Douvalídis	13.54	2019	TTO	4s1	Mikel Thomas	13.46	2013
HAI	3	Dudley Dorival	13.25	2001	TUR	DNF/h1	Ruhan Işim	-	1991
HKG	8h4	Tang Hon Sing	14.83	2005	UAE	7h6	Omar Abdullah Al-Rawahi	19.01	2001
HUN	3	Balázs Baji	13.28	2017	UKR	6	Sergey Demidyuk	13.22	2007
IND	7h2	Sidartha Thingalaya	13.64	2017	URS	5	Igor Kazanov (LAT)	13.48	1987
IRL	5s2	TJ Kearns	13.68	1993	USA	1	Greg Foster	13.42	1983
	5s1	Peter Coghlan	13.35	1999		1	Greg Foster	13.21	1987
	5s1	Peter Coghlan	13.61	2001		1	Greg Foster	13.06	1991
ISV	5s3	Eddie Lovett	13.67	2017		1	Allen Johnson	13.00	1995
ITA	6s2	Hassane Fofana	13.52	2019		1	Allen Johnson	12.93	1997
JAM	1	Omar McLeod	13.04	2017		1	Allen Johnson	13.04	2001
JOR	7h5	Raiea Khrasat	15.01	2001		1	Allen Johnson	13.12	2003
JPN	6s1	Masato Naito	13.73	2001		1	Jason Richardson	13.16	2011
	6s2	Masato Naito	13.68	2003		1	David Oliver	13.00	2013
	6s3	Masato Naito	13.58	2007		1	Grant Holloway	13.10	2019
	6s2	Tasuku Tanonaka	13.62	2007	VEN	7h5	Elvis Cedenó	13.85	1991
	6s3	Shunya Takayama	13.58	2019	VIE	5h1	Nguyen Van Loi	14.74	1991
KAZ	6h1	Andrey Sklyarenko	14.02	2001	YUG	7h4	Slavoljub Nikolić (SRB)	14.26	1997
KOR	6h4	Park Tae-Gyeong	13.93	2009					
	6h1	Lee Jeong-Jun	13.83	2009					
KSA	8s3	Mubarak Ata Mubarak	13.98	2001	400 Metres Hurdles				
KUW	4s1	Yaqoub Al-Yoha	13.57	2019	ALB	8h6	Ilir Khanari	52.61	1995
LAO	7h4	Anousone Xaysa	14.54	2019	ALG	8	Abdelmalik Lahoulou	49.46	2019
LAT	6	Igor Kazanov	13.38	1993	ARG	DQ/s3	Guillermo Ruggieri	-	2017
LBN	7h4	Ahmed Hazer	14.74	2009	AUS	5s3	Rohan Robinson	49.36	1993
LBR	6h5	Sultan Tucker	13.92	2001	AUT	4h3	Thomas Futterknecht	50.68	1983
MAC	8h3	long Kim Fai	15.35	2011	BAH	3	Jeffery Gibson	48.17	2015
MAD	7s2	Joseph-Berlioz Randriamihaja	13.77	2001	BAR	6h7	Victor Houston	50.57	1999
MAR	7h1	Mustapha Sdad	14.38	1993	BEL	6s2	Marc Dollendorf	49.93	1993
MAS	6h3	Muhd Faiz Mohammad	14.17	2003	BEN	DNS/h3	Jean-Claude Yekpe	-	1993
MDA	6h1	Aleksandr Yenkov	13.97	1995	BIZ	5s3	Jonathon Williams	49.77	2007
MKD	7h3	Robert Kosev	14.78	1993	BLR	6h6	Ihar Kurochkin	51.45	1993
MLI	8h3	Bano Traoré	13.91	2015	BRA	4	Eronilde de Araújo	48.13	1999
MRI	7h3	Judex Lefou	14.35	1987	BRN	5s1	Ahmed Hamada	50.04	1983
MYA	8h4	Min Min Tun	15.58	1997	BUL	6s2	Toma Tomov	49.11	1987
NED	5s1	Robin Korving	13.51	1997	BUR	DQ/h2	Bienvenu Sawadogo	-	2019
	5s3	Gregory Sedoc	13.58	2007	CAN	DNF/Final	Adam Kunkel	-	2007
	5s2	Gregory Sedoc	13.45	2009	CHI	5h7	Carlos Zbinden	50.42	1997
NGR	5s1	William Erese	13.70	2003	CHN	8s2	Meng Yan	49.70	2007
NOR	8q2	Gaute Gundersen	13.91	1997		8s2	Cheng Wen	49.62	2015
NZL	7h1	Tim Soper	14.28	1983	COM	7h2	Maoulida Darouèche	53.28	2013
PAN	7h2	Sadors Sánchez	14.34	2001	CPV	6h3	Jordin Andrade	50.32	2017
PER	7h2	Jorge McFarlane	13.93	2013	CRC	7h2	Alex Foster	53.13	1993
POL	DNS/Final	Artur Kohutek	-	1997	CRO	4h4	Darko Juričić	49.96	1999
POR	6h4	João Lima	14.41	1987	CUB	4	Omar Cisneros	48.12	2013
PUR	6h4	Mickey Soto	13.92	1993	CYP	7h1	Costas Pochanis	50.77	1993
					CZE	7	Jiří Muzík	49.07	2001

COUNTRY	POSITION	NAME	MARK	YEAR	COUNTRY	POSITION	NAME	MARK	YEAR
DOM	1	Felix Sánchez	47.49	2001	SLE	DNS/h2	Prince Dowai	-	1987
	1	Felix Sánchez	47.25	2003	SLO	8s3	Miro Kocuvan	49.71	1993
EGY	6h4	Ahmed Ghanem	50.98	1991	SMR	8h3	Andrea Ercolani Volta	52.60	2019
ESA	6h6	Roberto Córtez	53.61	2001	SRB	3	Emir Bekrić	48.05	2013
ESP	8	José Alonso	49.46	1987	SRI	6h1	Arijan Ratnayake	51.28	2001
EST	4s1	Rasmus Mägi	48.93	2019	STP	DNS/h1	Raimundo Lima	-	1987
FIN	7s2	Ari-Pekka Lattu	49.81	2005	SUI	3	Marcel Schelbert	48.13	1999
FRA	1	Stéphane Diagana	47.70	1997	SVK	4h4	Jozef Kucej	50.00	1995
GBR	1	David Greene	48.26	2011	SWE	4	Sven Nylander	49.06	1983
GER	2	Harald Schmid (FRG)	48.61	1983		4	Sven Nylander	48.37	1987
GRE	3	Periklís Iakovákis	48.24	2003	SYR	5h7	Zid Abou Hamed	49.96	1993
GUA	6h1	Allan Ayala	52.26	2007	TCH	4h2	Vladislav Pecen (CZE)	50.86	1983
HON	7h4	Francisco Flores	53.79	1993	TGA	6h5	Aleki Toetu'u Sapoi	56.06	2005
	7h1	Jonni Lowe	52.66	2007	THA	7h7	Chanond Kanchan	51.37	1993
HUN	4s3	Dusan Kovács	48.45	1997	TPE	8s1	Chen Chieh	50.00	2019
IND	5s3	Madari Palliyalil Jabir	49.71	2019	TTO	1	Jehue Gordon	47.69	2013
IRI	7h1	Mehdi Pirjahan	50.46	2019	TUN	5s1	Mohamed Touati	49.14	2019
IRL	4s1	Thomas Barr	48.71	2015	TUR	2	Yasmani Copello	48.49	2017
	4s3	Thomas Barr	49.02	2019	UAE	7h3	Abdullah Sabt	51.51	1997
ISR	5h4	Aleksej Bazarov	50.08	1993	UGA	6h2	Peter Rwamuhanda	50.99	1983
ISV	8h5	Maique Smith	59.45	2019	UKR	6	Oleg Tverdokhlebo	48.71	1993
ITA	1	Fabrizio Mori	47.72	1999	URS	3	Aleksandr Kharlov (UZB)	49.03	1983
IVB	4	Kyron McMaster	48.10	2019	URU	5s2	Andrés Silva	49.63	2011
JAM	2	Winthrop Graham	47.74	1991	USA	1	Edwin Moses	47.50	1983
JPN	3	Dai Tamesue	47.89	2001		1	Edwin Moses	47.46	1987
	3	Dai Tamesue	48.10	2005		1	Kevin Young	47.18	1993
KAZ	4s2	Yevgeniy Meleshenko	48.84	2003		1	Derrick Adkins	47.98	1995
	4s2	Yevgeniy Meleshenko	49.22	2005		1	Bershawn Jackson	47.30	2005
KEN	1	Nicholas Bett	47.79	2015		1	Kerron Clement	47.61	2007
KGZ	7h3	Aleksey Pogorelov	53.44	2005		1	Kerron Clement	47.91	2009
KOR	7h3	Lee Seung-Yun	52.98	2011	VEN	6h3	Antonio Smith	50.59	1991
KSA	4	Hadi Al-Somaily	47.99	2001	YUG	5h3	Sinisa Pesa (SRB)	50.40	1999
KUW	5h4	Jasem Al-Dowaila	50.97	1987	ZAM	1	Samuel Matete	47.64	1991
LAT	5h5	Egils Tebelis	50.42	1997	ZIM	6	Ken Harnden	48.89	1995
LBR	5h4	O'Neil Wright	50.90	2005					
LUX	DNF/h2	Jacques Frisch	-	2013					
MAD	7s1	Yvon Rakotoarimiandry	49.81	2001	High Jump				
MAR	4s3	Mustapha Sdad	49.14	2001	ALG	=9	Abderahmane Hammad	2.20	2001
MDA	7s3	Vadim Zadoynov	50.07	1997	ANT	38q	James Grayman	2.14	2007
MEX	6s3	Fernando Vega	49.96	2019	ARG	NH/q	Fernando Moreno	-	1991
MLI	7s3	Ibrahim Maïga	51.24	2007	AUS	3	Tim Forsyth	2.35	1997
MOZ	7s3	Kurt Couto	50.58	2015	AUT	=25q	Wolfgang Tschirk	2.15	1983
MRI	7h5	Antonio Vieillesse	51.02	2011		25q	Markus Einberger	2.18	1987
NAM	6h4	Willie Smith	51.12	1997	BAH	1	Troy Kemp	2.37	1995
NED	5h3	Nick Smidt	50.54	2019		1	Donald Thomas	2.35	2007
NEP	7h7	Asha Ram Chaudhari	53.87	1999	BEL	14	Eddy Annijis	2.19	1983
NGR	6	Henry Amike	48.63	1987	BEN	=35q	Alphonse Gaglozoun	1.95	1983
NOR	1	Karsten Warholm	48.35	2017	BER	5	Nick Saunders	2.32	1987
	1	Karsten Warholm	47.42	2019	BIH	20q	Elvir Krehmić	2.20	2001
NZL	7h1	Michael Cochrane	49.58	2015	BLR	4	Maksim Nedasekau	2.33	2019
PAK	7h2	Ghulam Abbas	52.83	1991	BOT	=8	Kabelo Kgosiemang	2.25	2013
	7h6	Muhammed Amin	52.22	1995	BRA	13	Jessé de Lima	2.21	2007
PAN	7	Bayano Kamani	50.18	2005	BUL	15	Robert Marinov	2.20	1987
PHI	6h4	Eric Cray	50.04	2015	CAN	1	Derek Drouin	2.34	2015
PNG	6h1	Paiwa Bogela	54.68	1983	CHA	28q	Paul Ngadjadoun	2.15	1987
	6h5	Ivan Wakit	52.55	1999	CHN	=2	Zhang Guowei	2.33	2015
	6h3	Mowen Boino	51.82	2001	COL	10	Gilmar Mayo	2.29	1997
	6h4	Mowen Boino	52.45	2007	CUB	1	Javier Sotomayor	2.40	1993
	6h4	Mowen Boino	51.49	2013		1	Javier Sotomayor	2.37	1997
POL	3	Marek Plawgo	48.12	2007	CYP	2	Kyriakos Ioannou	2.32	2009
POR	5s2	Edivaldo Monteiro	49.31	2007	CZE	4	Jaroslav Bába	2.32	2011
PUR	2	Javier Culson	48.09	2009	DEN	31q	Michael Mikkelsen	2.20	1991
	2	Javier Culson	48.44	2011	DOM	=32q	Julio Luciano	2.15	1997
QAT	3	Abderrahmane Samba	48.03	2019	ECU	=23q	Diego Ferrín	2.21	2011
RSA	2	Llewellyn Herbert	47.86	1997		=23q	Diego Ferrín	2.17	2013
RUS	2	Denis Kudryavtsev	48.05	2015	ESP	7	Arturo Ortiz	2.31	1993
SEN	5	Amadou Dia Bâ	48.37	1987	FIN	=11	Oskari Frösén	2.20	2005
SEY	7h2	Ned Azemia	52.58	2019	FRA	=5	Mickael Hanany	2.23	2009
SKN	7h5	Livingstone Roach	53.38	1993	GAB	NH/q	Hilaire Onwanlele	-	1987

COUNTRY	POSITION	NAME	MARK	YEAR	COUNTRY	POSITION	NAME	MARK	YEAR
GBR	3	Steve Smith	2.37	1993	AUT	7	Hermann Fehringer	5.60	1991
GER	1	Martin Buss	2.36	2001	BEL	10	Kevin Rans	5.35	2005
GRE	=5	Dimítrios Hondrokoúkis	2.32	2011	BLR	=18q	Dmitriy Markov	5.40	1995
HUN	=23q	László Boros	2.15	2005	BRA	5	Tom Hintnaus	5.50	1983
IRI	NH/q	Ardeshir Ghandoumi	-	1983	5	Thiago da Silva	5.70	2019	
IRL	=8	Brendan Reilly	2.29	1999	BRU	42q	Demingo Kapal	4.45	1993
ISL	19q	Einar Karl Hjartarson	2.20	2001	BUL	3	Atanas Tarev	5.60	1983
ISR	7	Konstantin Matusevich	2.29	1997	CAN	1	Shawn Barber	5.90	2015
ITA	=5	Nicola Ciotti	2.29	2005	CHN	4	Xue Changrui	5.82	2017
IVB	35q	Karl Scatliffe	2.05	1991	CRO	=9	Ivan Horvat	5.65	2015
JAM	5	Germaine Mason	2.29	2003	CUB	2	Lázaro Borges	5.90	2011
JOR	=25q	Fakhredin Fouad	2.20	1991	CYP	=22q	Fotis Stefani	5.40	1995
JPN	=14q	Naoto Tobe	2.26	2019	CZE	7	Jan Kudlička	5.75	2013
KAZ	35q	Sergey Zasimovich	2.19	2007	=7	Michal Balner	5.65	2015	
KEN	28q	Mathieu Sawe	2.17	2019	DEN	=15q	Piotr Buciarski	5.60	2001
KGZ	=30q	Igor Paklin	2.15	1993	ESA	NH/q	Natan Rivera	-	2015
KOR	=6	Lee Jin-Taek	2.29	1999	ESP	20	Alberto Ruiz	5.10	1983
LBN	23q	Jean-Claude Rabbath	2.20	1999	EST	7	Valeriy Bukreyev	5.75	1993
=23q	Jean-Claude Rabbath	2.15	2005	FIN	14	Veijo Vannesuoma	5.40	1983	
LCA	=12	Darvin Edwards	2.20	2011	FRA	2	Thierry Vigneron	5.80	1987
LTU	20q	Raivydas Stanys	2.25	2011	2	Romain Mesnil	5.86	2007	
MAS	=8	Lee Hup Wei	2.27	2019	2	Romain Mesnil	5.85	2009	
MEX	4	Edgar Rivera	2.29	2017	2	Renaud Lavillenie	5.89	2013	
MRI	27q	Khemraj Naiko	2.20	1995	GBR	5	Nick Buckfield	5.70	1997
NED	=5	Martijn Nuijens	2.23	2009	GER	1	Raphael Holzdeppe	5.89	2013
NGR	=20q	Anthony Idiata	2.20	1999	GRE	6	Konstadínos Filippídis	5.75	2011
NOR	=4	Steinar Hoen	2.35	1995	HUN	2	István Bagyula	5.90	1991
=4	Steinar Hoen	2.32	1997	ISR	2	Alex Averbukh	5.85	2001	
NZL	=22q	Hamish Kerr	2.22	2019	ITA	1	Giuseppe Gibilisco	5.90	2003
PER	=33q	Hugo Muñoz	2.10	1993	JPN	6	Seito Yamamoto	5.75	2013
POL	2	Artur Partyka	2.37	1993	KAZ	2	Grigoriy Yegorov	5.90	1993
2	Artur Partyka	2.35	1997	KOR	=17q	Kim Yu-Seok	5.55	2009	
PUR	12	Luis Joel Castro	2.19	2019	LAT	=25q	Mareks Ārents	5.55	2015
QAT	1	Mutaz Issa Barshim	2.35	2017	LCA	=15q	Dominic Johnson	5.60	2001
1	Mutaz Issa Barshim	2.37	2019	MDA	=28q	Alexandru Jucov	5.45	1993	
ROU	6	Sorin Matei	2.32	1987	=28q	Alexandru Jucov	5.20	1995	
RSA	1	Jacques Freitag	2.35	2003	MEX	16q	Giovanni Lanaro	5.45	2005
RUS	1	Vyacheslav Voronin	2.37	1999	NED	1	Rens Blom	5.80	2005
1	Yaroslav Rybakov	2.32	2009	NOR	11	Trond Barthel	5.50	1997	
SCG	9	Dragutin Topić (SRB)	2.25	2005	NZL	19q	Paul Gibbons	5.40	1991
SEN	=20q	Moussa Fall	2.15	1983	PHI	=15q	Ernest Obiena	5.60	2019
SEY	NH/q	Eugène Ernesta	-	2001	POL	1	Paweł Wojciechowski	5.90	2011
NH/q	William Woodcock	-	2007	POR	=22q	Nuno Fernandes	5.40	1995	
SLO	16q	Dejan Milošević	2.23	1999	PUR	26q	Edgardo Diaz	5.45	1997
SMR	34q	Antonio Pazzaglia	2.00	1995	RSA	2	Okkert Brits	5.85	2003
SRB	30q	Dragutin Topić	2.15	2009	RUS	1	Maksim Tarasov	6.02	1999
SRI	=23q	Manjula Wijesekera	2.15	2005	SLO	=13	Robert Renner	5.50	2015
SUD	=23q	Mohamed Idris	2.17	2013	SUI	=10	Felix Böhni	5.40	1983
SUI	=16q	Martin Stauffer	2.25	2003	SWE	2	Armand Duplantis	5.97	2019
SVK	=11	Róbert Ruffini	2.25	1993	TCH	=10	František Jansa (CZE)	5.40	1983
SWE	1	Patrik Sjöberg	2.38	1987	TUR	29q	Ruhan Işim	5.30	1997
SYR	3	Majjed Ghazal	2.29	2017	UKR	1	Sergey Bubka	6.00	1993
TCH	7	Ján Zvara (CZE)	2.32	1987	1	Sergey Bubka	5.92	1995	
TPE	32q	Hsiang Chun-Hsien	2.22	2015	1	Sergey Bubka	6.01	1997	
TUR	NH/q	Metin Durmuşoğlu	-	-	URS	1	Sergey Bubka (UKR)	5.70	1983
UKR	1	Yuriy Krymarenko	2.32	2005	1	Sergey Bubka (UKR)	5.85	1987	
1	Bogdan Bondarenko	2.41	2013	1	Sergey Bubka (UKR)	5.95	1991		
URS	1	Gennadiy Avdeyenko (UKR)	2.32	1983	USA	1	Brad Walker	5.86	2007
USA	1	Charles Austin	2.38	1991	1	Sam Kendricks	5.95	2017	
1	Jesse Williams	2.35	2011	1	Sam Kendricks	5.97	2019		
VEN	19q	Eure Yáñez	2.26	2017	UZB	20q	Leonid Andreyev	5.55	2009
YUG	4	Dragutin Topić (SRB)	2.32	1999					
Pole Vault					Long Jump				
ALB	27q	Sazan Fisheku	5.30	1991	AHO	36q	Ellsworth Manuel	2.38	1995
ARG	=9	Germán Chiaraviglio	5.65	2015	ALB	24q	Izmir Smajlaj	7.55	2013
AUS	1	Dmitri Markov	6.05	2001	ALG	11	Issam Nima	7.73	2005
1	Steven Hooker	5.90	2009	ANG	NM/q	António Santos	-	1987	
				ANT	15q	Lester Benjamin	7.81	1983	

COUNTRY	POSITION	NAME	MARK	YEAR	COUNTRY	POSITION	NAME	MARK	YEAR
ARM	11	Robert Emmiyan	7.77	1995	NZL	17q	Stephen Walsh	7.75	1983
ARU	28q	Quincy Breel	7.10	2013	OMA	30q	Shauki Al-Marhubi	6.20	1983
AUS	2	Mitchell Watt	8.33	2011	PAK	34q	Banaras Khan	7.43	1993
	2	Fabrice Lapierre	8.24	2015	PAN	1	Irving Saladino	8.57	2007
AUT	20q	Andreas Steiner	7.87	1987	PER	26q	Jorge McFarlane	7.66	2011
BAH	8	Osbourne Moxey	7.93	2003	PHI	NM/q	Henry Dagmil	-	2009
BEL	11	Erik Nys	7.83	1999		NM/q	Henry Dagmil	-	2011
BEN	32q	Billiaminou Alao	7.35	1995	POL	9	Grzegorz Marcinişzyn	7.92	2001
BER	10	Tyrone Smith	7.79	2015	POR	3	Carlos Calado	8.21	2001
BIZ	31q	Elston Shaw	7.21	1997	PUR	14q	Elmer Williams	7.86	1993
BLR	6	Aleksandr Glavatskiy	8.03	1997	QAT	11	Abdulrahman Al-Nubi	7.63	2001
BOT	7	Gable Garenamotse	8.06	2009	ROU	5	Bogdan Tudor	8.06	1991
BRA	5	Nelson Ferreira	8.04	1997		5	Bogdan Tudor	8.01	1995
	5	Mauro da Silva	8.24	2013	RSA	1	Luvo Manyonga	8.48	2017
BUL	5	Ivaylo Mladenov	8.00	1993	RUS	1	Aleksandr Menkov	8.56	2013
BUR	10	Franck Zio	7.87	1995	SEN	7	Cheikh Tidane Touré	7.98	1997
CAN	13q	Richard Duncan	7.79	2001		7	Ndiss Kaba Badji	8.01	2007
CAY	5	Kareem Streete-Thompson	8.10	2001	SLO	3	Gregor Cankar	8.36	1999
CHN	3	Wang Jianan	8.18	2015	SRB	23q	Lazar Anić	7.71	2017
CMR	22q	Frederic Ebong-Salle	7.60	1987	SUD	39q	Khalid Ahmed Mousa	6.58	1991
COK	33q	Harmon Harmon	6.40	2003	SUI	21q	Rene Gloor	7.68	1983
CRO	14q	Siniša Ergotić	7.87	2003	SWE	8	Michel Tornéus	8.18	2017
CUB	1	Iván Pedroso	8.70	1995	SWZ	32q	Victor Shabangu	7.18	1997
	1	Iván Pedroso	8.42	1997	TCH	10	Jan Leitner (CZE)	7.84	1983
	1	Iván Pedroso	8.56	1999	TGA	43q	Olive Fifita	6.86	1993
	1	Iván Pedroso	8.40	2001	TKM	25q	Vladimir Malyavin	7.66	1993
CZE	10	Radek Juška	8.02	2017	TKS	NM/q	Ifeanyi Otaonye	-	2015
DEN	28q	Morten Jensen	7.53	2007	TOG	27q	Bilanday Bodjona	7.15	1983
DMA	28q	Jerome Romain	7.62	1993	TPE	13	Lee Bou-Chai	7.57	1983
DOM	25q	Wilfredo Almonte	7.38	1983	TTO	17q	Andwuelle Wright	7.76	2019
ECU	=39q	Hugo Chila	7.54	2009	TUR	14q	Mesut Yavaş	7.76	2001
EGY	13q	Hatem Mersal	7.90	1999	UAE	36q	Musabah Al-Saeed	7.41	1993
ESP	2	Yago Lamela	8.40	1999	UKR	3	Vitaliy Kirilenko	8.15	1993
FIJ	22q	Eroni Tuivanuavou	7.17	2005	URS	2	Robert Emmiyan (ARM)	8.53	1987
FIN	3	Tommi Evilä	8.25	2005	URU	9	Emiliano Lasa	8.11	2017
FRA	5	Salim Sdiri	8.21	2005	USA	1	Carl Lewis	8.55	1983
GAB	36q	François Reteno	7.15	1991		1	Carl Lewis	8.67	1987
GAM	37q	Momodou Gai Pa	2.17	1995		1	Mike Powell	8.95	1991
GBR	1	Greg Rutherford	8.41	2015		1	Mike Powell	8.59	1993
GER	4	Dietmar Haaf	8.22	1991		1	Dwight Phillips	8.32	2003
	4	Georg Ackermann	8.14	1995		1	Dwight Phillips	8.60	2005
GHA	2	Ignisious Gaisah	8.34	2005		1	Dwight Phillips	8.54	2009
GRE	6	Kostás Koukodímos	8.00	1995		1	Dwight Phillips	8.45	2011
GRN	30q	Jeffrey Neptune	7.11	1987	UZB	28q	Konstantin Sarnatskiy	7.52	1995
GUY	23q	Emanuel Archibald	7.56	2019	VEN	25q	Víctor Castillo	7.71	2003
HKG	26q	Chan Ka-Chiu	7.31	1983	VIN	NM/q	Clayton Latham	-	2009
HUN	4	László Szalma	8.12	1983	YUG	5	Nenad Stekić (SRB)	8.09	1983
IND	22q	Murali Sreeshankar	7.62	2019	ZIM	3	Ngonidzashe Makusha	8.29	2011
IRL	10	Ciaran McDonagh	7.90	1999					
ISL	30q	Kristinn Torfason	7.17	2011					
ISR	42q	Yochai Halevi	7.42	2009	Triple Jump				
ITA	2	Andrew Howe	8.47	2007	ALG	20q	Lotfi Khaida	16.54	1991
IVB	30q	Keita Cline	7.23	1997		20q	Yasser Triki	16.62	2019
JAM	1	Tajay Gayle	8.69	2019	AND	32q	Xavier Montané	15.04	1995
JOR	28q	Adnan Abu Laoui	7.12	1983	ARG	26q	Maximiliano Díaz	15.91	2011
JPN	8	Yuki Hashioka	7.97	2019	ARM	12	Armen Martirosyan	16.70	1997
KAZ	26q	Konstantin Safronov	7.47	2013	AUS	4	Andrew Murphy	17.32	1999
KEN	21q	James Sabulei	7.86	1991	AZE	5	Alexis Copello	17.16	2017
KOR	DNS/Final	Kim Deok-Hyeon	-	2011	BAH	3	Leevan Sands	17.26	2003
KSA	5	Hussein Al-Sabaa	8.10	2003	BEL	14q	Didier Falise	16.51	1987
LBA	29q	Mohamed Abusalem Bishty	6.76	1983	BER	2	Brian Wellman	17.62	1995
LTU	18q	Povilas Mykolaitis	7.64	2005	BIZ	36q	Linford Castillo	13.93	1991
MAR	4	Yahya Berrabah	8.23	2011	BLR	11	Aleksandr Glavatskiy	16.40	2003
MEX	3	Luis Rivera	8.27	2013	BOT	38q	Gable Garenamotse	15.53	1999
MNT	33q	Wilbert Lee	6.61	1987	BRA	2	Jadel Gregório	17.59	2007
MRI	13q	Arnaud Casquette	7.93	2007	BRN	37q	Mohamed Yusuf Salman	16.05	2009
NAM	21q	Stephan Louw	7.62	2001	BUL	1	Khristo Markov	17.92	1987
NED	2	Ignisious Gaisah	8.29	2013	BUR	3	Hugues Fabrice Zango	17.66	2019
NGR	8	Yusuf Alli	7.89	1983	CAN	17q	Edrick Floréal	16.68	1991

COUNTRY	POSITION	NAME	MARK	YEAR	COUNTRY	POSITION	NAME	MARK	YEAR
CAY	31q	Edward Manderson	15.50	1995	TGA	NM/q	Olive Fifita	-	1993
CHN	6	Li Yanxi	17.23	2009	TUN	24q	Mohamed Sassi	16.26	1995
CMR	21q	Hugo Mamba	16.63	2009	TUR	11	Necati Er	16.34	2019
	21q	Hugo Mamba	16.15	2011	UKR	9	Viktor Yastrebov	16.90	2005
CUB	1	Yoelbi Quesada	17.85	1997	URS	2	Leonid Voloshin (RUS)	17.75	1991
CYP	27q	Marios Hadjiandreou	16.04	1991	USA	1	Kenny Harshon	17.78	1991
CZE	8	Jiří Kuntoš	17.00	1999		1	Mike Conley	17.86	1993
DEN	12	Anders Møller	16.16	2005		1	Walter Davis	17.57	2005
DMA	3	Jerome Romain	17.59	1995		1	Christian Taylor	17.96	2011
ECU	20q	Hugo Chila	16.70	2009		1	Christian Taylor	18.21	2015
ESP	10	Pablo Torrijos	16.60	2017		1	Christian Taylor	17.68	2017
EST	38q	Lauri Leis	15.98	2009		1	Christian Taylor	17.92	2019
FIN	10	Johan Meriluoto	16.54	2001	UZB	20q	Vasily Sokov	16.26	2001
FRA	1	Teddy Tamgho	18.04	2013	VEN	26q	José Salazar	15.76	1987
GAB	35q	François Reteno	14.43	1991	VIE	42q	Nguyen Van Hung	15.56	2009
GBR	1	Jonathan Edwards	18.29	1995	YUG	20q	Đorđe Kožul (CRO)	16.37	1987
	1	Jonathan Edwards	17.92	2001	ZIM	16q	Ndabezinhle Mdhlongwa	16.53	1995
	1	Phillips Idowu	17.73	2009					
GER	1	Charles Friedek	17.59	1999	Shot Put				
GHA	8	Andrew Owusu	17.11	1997	ALB	33q	Adriatik Hoxha	15.89	2009
	8	Andrew Owusu	16.86	2003	ARG	7	Germán Lauro	20.40	2013
GRE	7	Hristos Melétoḡlou	17.12	1997	ASA	29q	Oakland Salavea	12.80	1995
	7	Hristos Melétoḡlou	16.92	2003	AUS	4	Justin Anlezark	20.61	2003
GRN	18q	Randy Lewis	16.73	2009	AUT	7	Klaus Bodenmüller	20.41	1987
GUY	22q	Troy Doris	16.43	2017	BIH	7	Hamza Alić	20.00	2009
HAI	11	Samyr Laine	16.09	2013	BLR	1	Andrey Mikhnevich	21.69	2003
HON	33q	Daniel Flores	14.92	1995	BRA	4	Darian Romani	22.53	2019
HUN	7	Béla Bakosi	16.83	1983	BRU	20q	Lim Chee Wee	13.49	1991
IND	13q	Renjith Maheswary	16.63	2013	BUL	8	Georgi Ivanov	20.39	2013
IRQ	NM/q	Moujhed Jabbar	-	1997	CAN	2	Dylan Armstrong	21.64	2011
ISR	11	Rogel Nachum	16.69	1995	CGO	21q	Frank Elemba Owaka	19.40	2015
ITA	5	Paolo Camossi	17.29	1999	CHI	6	Gert Weil	19.95	1993
JAM	6	James Beckford	17.13	1995	CRO	3	Stipe Žunić	21.46	2017
JOR	25q	Adnan abu Laoui	13.53	1983	CUB	11	Carlos Véliz	19.70	2011
JPN	11	Norifumi Yamashita	16.26	1991	CYP	26q	Mihalis Louka	18.54	1999
KAZ	12	Sergey Arzamasov	16.68	1995	CZE	4	Tomáš Staněk	21.41	2017
KEN	15q	Jacob Katonon	16.55	1995	DEN	5	Joachim B. Olsen	20.73	2005
KOR	9	Kim Duk-Hyun	16.71	2007	EGY	14q	Moustafa Hassan	20.55	2019
KSA	23q	Salem Mouled Al-Ahmadi	14.66	2003	ESA	31q	Jaime Comandari	14.97	1993
KUW	35q	Marsouq Abdallah	16.04	1993	ESP	4	Manuel Martínez	20.91	2001
LAT	10	Maris Bruziks	16.80	1995	EST	13q	Taavi Peetre	19.91	2009
LTU	20q	Andrius Raizgis	16.40	1995	FIN	2	Mika Halvari	20.93	1995
MAC	43q	Si Kuan Wong	14.78	2009	FRA	15q	Luc Viudes	18.43	1991
MAD	21q	Toussaint Rabenala	16.81	1993		15q	Yves Niaré	19.62	2007
MAR	18q	Tarik Bougtaib	16.38	2005	GBR	9	Carl Myerscough	18.42	2009
MAS	27q	Muhammad Hakimi Ismail	15.93	2015	GEO	27q	Merab Kurashvili	18.18	1993
MDA	39q	Vladimir Letnicov	15.88	2009	GER	1	David Storl	21.78	2011
MEX	20q	Alberto Álvarez	16.48	2017		1	David Storl	21.73	2013
MNT	24q	Oswald Philip	13.96	1983	GRE	17q	Dimítrios Koutsoukis	19.05	1987
MOZ	31q	Paulo Francisco Noronha	14.62	1987	HUN	13q	Lajos Kürthy	20.02	2011
MRI	11	Jonathan Drack	16.64	2015	IND	11	Inderjit Singh	19.52	2015
NGR	3	Ajayi Agbebaku	17.18	1983	IRI	22q	Amin Nikifar	19.18	2011
NOR	19q	Ketil Hanstveit	16.59	1999	IRL	30q	Paul Quirke	17.05	1993
PAK	42q	Banaras Khan	15.46	1993	ISL	14q	Pétur Gudmundsson	18.51	1991
POL	1	Zdzisław Hoffmann	17.42	1983	ITA	2	Alessandro Andrei	21.88	1987
POR	1	Nelson Évora	17.74	2007	IVB	21q	Eldread Henry	20.13	2019
PUR	13q	Allen Simms	16.63	2005	JAM	3	O'Dayne Richards	21.69	2015
ROU	3	Marian Oprea	17.40	2005	JPN	34q	Satoshi Hatase	17.71	2007
RSA	9	Khotso Mokoena	16.81	2015	KAZ	16q	Sergey Rubtsov	18.81	1995
RUS	2	Leonid Voloshin	17.65	1993	KOR	25q	Hwang In-Sung	17.75	2011
SEN	21q	Mamadou Diallo	15.67	1983	KSA	11q	Sultan Al-Hebsi	20.04	2009
SEY	29q	Paul Nioze	15.71	1995	LAT	14q	Māris Urtāns	19.89	2009
SUD	DNS/q	Khalid Ahmed Musa	-	1991	LTU	10	Saulius Kleiza	19.01	1999
SUI	8	Alexander Martínez	16.85	2007	LUX	14q	Bob Bertemes	19.87	2015
SUR	23q	Miguel van Assen	16.38	2017	MDA	27q	Ivan Yemelyanov	18.06	2001
SVK	10	Dmitrij Valukevič	16.79	2005	MEX	34q	Uziel Muñoz	19.06	2019
SWE	1	Christian Olsson	17.72	2003	MGL	32q	Makhashiri Dashdendev	14.87	1993
SYR	DNS/q	Mohamed Hazouri	-	2007	NED	2	Rutger Smith	21.29	2005
TCH	5	Vlastimil Marinec (CZE)	17.13	1983					

COUNTRY	POSITION	NAME	MARK	YEAR	COUNTRY	POSITION	NAME	MARK	YEAR
BUL	8	Emanouil Dylgerov	76.64	1983	Javelin Throw				
	8	Plamen Minev	77.06	1987	ARG	10	Braian Toledo	80.27	2015
CAN	13q	Jim Steacy	74.11	2007	ARM	32q	Melik Janoyan	74.74	2009
CHI	17q	Gabriel Kehr	73.99	2019	ASA	37q	Frederick Morgan	66.98	1991
CHN	11	Bi Zhong	69.50	1991	AUS	7	Jarrod Bannister	82.25	2011
CRC	26q	Roberto Sawyers	72.41	2019	AUT	10	Gregor Högler	81.56	1997
CRO	7	András Haklits	76.26	2009	BEL	23q	Tom Goyvaerts	77.37	2009
CUB	12	Roberto Janet	72.50	2015	BLR	7	Vladimir Sasimovich	78.70	1993
CZE	3	Lukáš Melich	79.36	2013	BRA	15q	Júlio de Oliveira	79.81	2015
DEN	20q	Jan Bielecki	73.82	1997	BUL	21q	Emil Zvetanov	75.48	1987
EGY	7	Moustafa Al-Gamal	76.81	2015	CAN	12	Scott Russell	68.59	2005
ESP	7	Javier Cienfuegos	76.57	2019	CAY	46q	Ryan Haylock	56.76	1993
EST	17q	Jüri Tamm	72.66	1995	CHI	31q	Rodrigo Zelaya	73.26	1993
FIN	4	Olli-Pekka Karjalainen	78.77	2005	CHN	9	Li Rongxiang	81.80	2001
FRA	2	Quentin Bigot	78.19	2019	COL	27q	Arley Ibarguen	74.02	2011
GBR	6	Nick Miller	77.31	2017	CRO	20q	Ivan Mustapić	75.64	1993
GEO	24q	Iosif Shaverdashvili	68.26	1993	CUB	2	Guillermo Martínez	86.41	2009
GER	1	Heinz Weis	81.78	1997	CZE	1	Jan Železný	85.98	1993
	1	Karsten Kobs	80.24	1999		1	Jan Železný	89.58	1995
GRE	6	Hristos Polyhroniou	78.31	1999		1	Jan Železný	92.80	2001
HON	41q	Enrique Reina	47.92	1997		1	Vítězslav Vesely	87.17	2013
HUN	2	Zsolt Németh	79.05	1999	DEN	22q	Kenneth Petersen	74.22	1995
	2	Adrián Annus	80.36	2003	EGY	2	Ihab Abdel Rahman	88.99	2015
	2	Krisztián Pars	81.18	2011	ESA	36q	Fernando Palomo	62.90	1995
	2	Krisztián Pars	80.30	2013	ESP	39q	Julian Sotelo	65.74	1991
IRI	30q	Kaveh Mousavi	68.01	2011	EST	1	Andrus Värnik	87.17	2005
IRL	25q	Garrett Halpin	63.68	1987	FIJ	22q	Leslie Copeland	76.57	2011
ISL	27q	Hilmar Orn Jónsson	71.12	2017	FIN	1	Seppo Rätty	83.54	1987
ITA	4	Nicola Vizzoni	80.13	2001		1	Kimmo Kinnunen	90.82	1991
JPN	1	Koji Murofushi	81.24	2011		1	Aki Parviainen	89.52	1999
KGZ	37q	Nikolay Davydov	66.87	1999		1	Tero Pitkämäki	90.33	2007
KOR	28q	Lee Yun-Chol	68.98	2011	FRA	10	Pascal Lefèvre	77.14	1987
KUW	12	Ali Mohamed Al-Zinkawi	76.04	2007	GBR	2	Steve Backley	86.30	1995
LAT	14q	Igors Sokolovs	73.92	2007		2	Steve Backley	86.80	1997
MDA	8	Serghei Marghiev	75.87	2017	GEO	40q	Ambrosi Matiashvili	69.54	1993
MEX	21q	Diego Del Real	73.15	2019	GER	1	Detlef Michel (GDR)	89.48	1983
NFI	40q	Brentt Jones	50.52	1995		1	Matthias De Zordo	86.27	2011
	40q	Brentt Jones	53.04	1997		1	Johannes Vetter	89.89	2017
NOR	6	Eivind Henriksen	77.38	2019	GRE	2	Kóstas Gatsioudis	89.18	1999
NZL	21q	Angus Cooper	68.48	1991	GRN	1	Anderson Peters	86.89	2019
PER	39q	Eduardo Acuña	60.14	1997	HUN	9	Norbert Rivasz-Tóth	79.73	2019
PHI	41q	Agustin Jarina	49.98	1995	INA	35q	Frederico Mahuse	68.18	1995
POL	1	Szymon Ziółkowski	83.38	2001	IND	12	Davinder Singh Kang	80.02	2017
	1	Paweł Fajdek	81.97	2013	IRL	10	Terry McHugh	76.22	1993
	1	Paweł Fajdek	80.88	2015	ISL	6	Sigurdur Einarsson	82.60	1991
	1	Paweł Fajdek	79.81	2017	ISR	10	Vadim Bavinin	77.18	1991
	1	Paweł Fajdek	80.50	2019	ITA	23q	Francesco Pignata	72.17	2005
POR	33q	Vitor Costa	69.28	1999	JPN	3	Yukifumi Murakami	82.97	2009
QAT	9	Ashraf Amjad Al-Saifi	74.09	2015	KEN	1	Julius Yego	92.72	2015
	9	Ashraf Amjad El-Seify	75.41	2019	KOR	18q	Park Jae-Myong	78.16	2009
ROU	23q	Cosmin Sorescu	71.49	2007	KSA	27q	Ali Al-Jadani	72.19	1999
RSA	13q	Chris Harmse	74.37	2005	LAT	4	Vadims Vasilevskis	85.19	2007
RUS	2	Valeriy Pronkin (ANA)	78.16	2017		4	Vadims Vasilevskis	82.37	2009
SGP	27q	James Wong	46.04	1991	LCA	29q	Albert Reynolds	73.91	2019
SLO	1	Primož Kozmus	80.84	2009	LTU	11	Tomas Intas	70.11	2005
SUI	25q	Patric Suter	68.54	2005	MDA	17q	Andrian Mardare	80.18	2017
SVK	3	Libor Charfreitag	81.60	2007	MEX	25q	Juan de la Garza	73.36	1987
SWE	13q	Tore Gustafsson	74.44	1995	MKD	30q	Dejan Angelovski	58.23	2005
TCH	14q	František Vrbka (CZE)	71.72	1983	NCA	38q	Rigoberto Calderon	67.92	1997
TJK	1	Andrey Abduvaliyev	81.64	1993	NGR	34q	Pius Bazighe	69.64	1997
	1	Andrey Abduvaliyev	81.56	1995	NOR	1	Andreas Thorkildsen	89.59	2009
TKM	33q	Amanmurad Hommadov	57.39	2009	NZL	4	Gavin Lovegrove	84.24	1991
TUR	11	Eşref Apak	76.59	2007	PAK	16q	Arshad Nadeem	81.52	2019
UKR	2	Andrey Skvaruk	81.46	1997	PAR	17q	Victor Fatecha	79.03	2013
URS	1	Sergey Litvinov (RUS)	82.68	1983	PHI	37q	Romeo Montanes	58.38	1987
	1	Sergey Litvinov (RUS)	83.06	1987	POL	7	Igor Janik	83.38	2007
	1	Yuriy Sedykh (RUS)	81.70	1991		7	Marcin Krukowski	80.56	2019
USA	5	Lance Deal	78.66	1995	QAT	10	Ahmed Bader Magour	81.77	2017
UZB	15q	Andrey Abduvaliyev	74.96	1997	ROU	13q	Alexandru Novac	82.12	2019
	15q	Andrey Abduvaliyev	75.12	1999					

COUNTRY	POSITION	NAME	MARK	YEAR	COUNTRY	POSITION	NAME	MARK	YEAR
RSA	1	Marius Corbett	88.40	1997	NED	5	Eelco Sintnicolaas	8298	2011
RUS	1	Sergey Makarov	85.44	2003		5	Eelco Sintnicolaas	8391	2013
SAM	31q	Shaka Sola	41.18	2005	NOR	11	Trond Skramstad	7827	1983
SEN	33q	Bouna Diop	69.66	1997	NZL	6	Simon Poelman	8296	1987
SLO	31q	Matija Kranjc	73.17	2011		6	Simon Poelman	8267	1991
SRI	31q	Rankoth Pedige	73.16	2017	PAR	DNF	Claudio Escaruiza	-	1983
SUI	15q	Stefan Müller	76.30	2005	POL	10	Dariusz Ludwig	7982	1983
SVK	19q	Marian Bokor	74.81	2005	POR	12	Mario Aníbal	8155	2001
SWE	5	Dag Wennlund	82.04	1995	RSA	9	Willem Coertzen	8343	2013
SYR	20q	Firas Al-Mohammed	72.63	2005	RUS	4	Aleksey Drozdov	8475	2007
TAN	15q	Zakayo Malekwa	79.92	1983		4	Aleksey Sysoyev	8454	2009
TCH	3	Jan Železný (CZE)	82.20	1987		4	Aleksey Drozdov	8313	2011
TPE	10	Cheng Chao-Tsun	77.99	2019		4	Ilya Shkurennev	8538	2015
TTO	7	Keshorn Walcott	84.48	2017	SRB	6	Mihail Dudaš	8256	2011
TUN	35q	Tarak Chaabani	64.66	1987	SUI	5	Stefan Niklaus	8212	1983
TUR	5	Fatih Avan	83.34	2011	SWE	6	Nicklas Wiberg	8406	2009
UGA	29q	Justin Arop	71.76	1987	TCH	4	Robert Zmélík (CZE)	8379	1991
UKR	6	Roman Avramenko	82.51	2011	TGA	18	Niulolo Pelesikoti	5332	1983
URS	2	Viktor Yevsyukov (KAZ)	82.52	1987	THA	DNF	Sutthisak Singkhon	-	2017
USA	2	Tom Petranoff	85.60	1983	TPE	DNF	Lee Fu-An	-	1987
UZB	11	Ivan Zaytsev	78.33	2013	TUN	11	Hamdi Dhoubi	8023	2005
YUG	17q	Sejad Krdžalić (SRB)	75.94	1987	TUR	19	Alper Kasapoğlu	7211	1991
					UKR	3	Aleksey Kasyanov	8479	2009
					URS	3	Pavel Tarnovetskiy (UKR)	8375	1987
Decathlon					USA	1	Dan O'Brien	8812	1991
ALG	5	Larbi Bouraada	8461	2015		1	Dan O'Brien	8817	1993
ARG	DNF	Román Gastaldi	-	2013		1	Dan O'Brien	8695	1995
AUS	11	Cedric Dubler	8101	2019		1	Tom Pappas	8750	2003
AUT	15	Roland Schwarzl	7549	2005		1	Bryan Clay	8732	2005
BAR	17	Victor Houston	7777	1997		1	Trey Hardee	8790	2009
BEL	9	Thomas Van Der Plaetsen	8125	2019		1	Trey Hardee	8607	2011
BLR	2	Eduard Hämäläinen	8724	1993		1	Ashton Eaton	8809	2013
	2	Eduard Hämäläinen	8489	1995		1	Ashton Eaton	9045	2015
BRA	6	Carlos Chinin	8388	2013	UZB	5	Ramil Ganiyev	8445	1997
CAN	2	Michael Smith	8549	1991	VEN	19	Geormys Jaramillo	6645	2019
	2	Damian Warner	8695	2015	YUG	16	Josko Vlašić (CRO)	7329	1983
CHN	7	Qi Haifeng	8126	2003					
CUB	2	Leonel Suárez	8640	2009	20 Kilometres Walk				
CZE	1	Tomáš Dvořák	8837	1997	ALG	34	Abdelwahab Ferguène	1:35:48	1993
	1	Tomáš Dvořák	8744	1999	ARG	30	Juan Manuel Cano	1:30:00	2011
	1	Tomáš Dvořák	8902	2001	AUS	4	Nathan Deakes	1:20:55	2001
	1	Roman Šebrle	8676	2007	AZE	DNS	Sergey Shildkret	-	1993
DEN	17	Lars Warming	7537	1987	BEL	48	Jos Martens	1:34:39	1983
	17	Lars Warming	7529	1991	BLR	3	Yevgeniy Misyulya	1:20:48	1995
ESP	8	Antonio Peñalver	8200	1991		3	Mikhail Khmel'nitsky	1:22:01	1997
EST	2	Erki Nool	8815	2001	BOL	29	Ronald Huayta	1:31:15	2003
	2	Maicel Uibo	8604	2019	BRA	3	Caio Bonfim	1:19:04	2017
FIN	2	Eduard Hämäläinen	8730	1997	BUL	17	Alik Basirev	1:25:49	1983
FRA	1	Kevin Mayer	8768	2017	CAN	3	Benjamin Thorne	1:19:57	2015
GBR	1	Daley Thompson	8666	1983	CHI	21	Yerko Araya	1:24:42	2013
GER	1	Torsten Voss (GDR)	8680	1987	CHN	1	Wang Hao	1:19:06	2009
	1	Niklas Kaul	8691	2019	CHN	1	Chen Ding	1:21:09	2013
GRE	13	Pródromos Korkízoglu	7850	1999	COK	55	Uaongo Areal	2:05:13	1983
GRN	7	Kurt Felix	8227	2017	COL	1	Luis López	1:20:38	2011
GUA	17	Angel Diaz	6239	1983		1	Eider Arévalo	1:18:53	2017
HUN	3	Attila Zsivóczy	8385	2005	CRC	28	Allan Segura	1:30:53	2003
IRI	DNF	Hadi Sepehrzhad	-	2011	CZE	9	Jiří Malysa	1:22:42	2001
IRL	22	Barry Walsh	6632	1993	DEN	23	Claus Jørgensen	1:34:47	1999
ISL	15	Thrainn Hafsteinsson	7356	1983	ECU	1	Jefferson Pérez	1:17:21	2003
ITA	22	Marco Baffi	6209	1991		1	Jeffersón Pérez	1:18:35	2005
IVB	18	Paul Hewlett	6474	1987		1	Jeffersón Pérez	1:22:20	2007
JAM	2	Maurice Smith	8644	2007	ESA	31	Emerson Hernández	1:30:48	2011
JPN	14	Munehiro Kaneko	7672	1991	ESP	1	Valentí Massana	1:22:31	1993
KAZ	3	Dmitriy Karpov	8374	2003		1	Miguel Ángel López	1:19:14	2015
	3	Dmitriy Karpov	8586	2007	ETH	38	Shemsu Hassen	1:30:36	1983
KOR	17	Kim Kun-Woo	7860	2011	FIN	10	Reima Salonen	1:24:14	1987
LAT	16	Ronalds Blums	7734	1993	FRA	5	Gérard Lelièvre	1:21:37	1983
LTU	DNF	Darius Draudvila	-	2011	GBR	7	Tom Bosworth	1:29:34	2019
MAD	DNF	Kamé Ali	-	2013					

COUNTRY	POSITION	NAME	MARK	YEAR	COUNTRY	POSITION	TEAM	MARK	YEAR
GER	4	André Höhne	1:20:00	2005	DEN	22	Jacob Sørensen	4:03:21	2001
	4	Christopher Linke	1:27:19	2019	ECU	8	Andrés Chocho	3:46:00	2015
GRE	15	Aléxandros Papamihaíl	1:23:48	2013	ESA	DQ	Emerson Hernández	-	2013
GUA	6	Erick Barrondo	1:22:08	2011	ESP	1	Jesús Angel García	3:41:41	1993
HON	32	Santiago Fonseca	1:28:44	1987	FIN	1	Valentin Kononen	3:43:42	1995
	32	Santiago Fonseca	1:38:36	1991	FRA	1	Yohann Diniz	3:33:12	2017
HUN	10	Sándor Urbanik	1:24:40	1993	GBR	10	Les Morton	4:09:18	1991
IND	19	Babubhai Panucha	1:23:06	2009	GEO	DNF	Maciej Rosiewicz	-	2013
IRI	DQ	Ebrahim Rahimian	(1:35:46)	2013	GER	1	Ronald Weigel (GDR)	3:43:08	1983
IRL	6	Robert Heffernan	1:23:42	2007		1	Hartwig Gauder (GDR)	3:40:53	1987
ISR	23	Vladimir Ostrowskiy	1:24:35	1991	GRE	11	Theódoros Stamatópoulos	3:58:37	1999
ITA	1	Maurizio Damilano	1:20:45	1987	GUA	12	Julio Martínez	3:57:56	2005
	1	Maurizio Damilano	1:19:37	1991	HUN	5	Máté Hellebrandt	3:43:56	2017
	1	Michele Didoni	1:19:59	1995	IND	26	Sandeep Kumar	3:57:03	2015
JPN	1	Toshikazu Yamanishi	1:26:34	2019	IRL	1	Robert Heffernan	3:37:56	2013
KAZ	19	Georgiy Sheiko	1:32:53	2019	ISR	30	Shaul Ladany	4:33:02	1976
KEN	26	David Kimutai Rotich	1:27:20	2011	ISV	37	Henry Klein	5:09:04	1976
KOR	3	Kim Hyun-Sup	1:21:17	2011	ITA	1	Ivano Brugnetti	3:47:54	1999
LAT	17	Aigars Fadejevs	1:23:12	2005	JPN	1	Yusuke Suzuki	4:04:20	2019
LTU	11	Marius Žiūkas	1:30:22	2019	KAZ	9	Sergey Korepanov	3:51:55	1995
MAS	DQ	Narinder Harbans Singh	-	1997		9	Sergey Korepanov	3:47:42	2003
MDA	12	Viktor Mostóvik	1:24:53	1993	KGZ	35	Aleksandr Stiglenko	4:31:51	1993
MEX	1	Ernesto Canto	1:20:49	1983	KOR	6	Park Chil-Seong	3:47:13	2011
	1	Daniel García	1:21:43	1997	LAT	4	Aigars Fadejevs	3:46:20	2001
MYA	34	Myint Htay	1:37:08	1995	LTU	12	Donatas Skarnulis	3:59:48	2007
NOR	6	Erik Tysse	1:20:38	2009	LUX	26	Lucien Faber	4:26:48	1976
NZL	17	Quentin Rew	1:22:18	2015	MEX	2	Enrique Vera Ibanez	3:58:14	1976
PER	27	Edwin Centeno	1:26:45	2005	NED	20	Jan Cortenbach	4:00:10	1987
PLE	DQ	Rami Al-Deeb	-	1997	NOR	1	Trond Nymark	3:41:16	2009
	DQ	Rami Al-Deeb	-	2001	NZL	7	Craig Barrett	3:54:38	1999
POL	7	Benjamin Kucinski	1:20:34	2005	POL	1	Robert Korzeniowski	3:44:46	1997
POR	3	João Vieira	1:22:05	2013		1	Robert Korzeniowski	3:42:08	2001
ROU	19	Silviu Casandra	1:23:46	2005		1	Robert Korzeniowski	3:36:03	2003
RSA	4	Lebogang Shange	1:19:18	2017	POR	2	João Vieira	4:04:59	2019
RUS	1	Ilya Markov	1:23:34	1999	ROU	10	Narcis Mihaila	4:13:56	2019
	1	Roman Rasskazov	1:20:31	2001	RSA	24	Marc Mundell	4:41:39	2019
SCG	22	Predrag Filipović (SRB)	1:25:15	2003	RUS	1	Sergey Kiriyapkin	3:38:08	2005
SGP	54	Nadarajan Rengasamy	1:51:35	1983		1	Denis Nizhegorodov	3:42:45	2011
SMR	53	Stefano Casali	1:39:41	1983	SCG	DQ	Aleksandar Raković (SRB)	-	2005
SRB	32	Predrag Filipović	1:35:51	2007	SRB	23	Nenad Filipović	4:12:11	2007
	32	Predrag Filipović	1:27:44	2009	SUI	21	Pascal Charrière	4:04:19	1993
SUI	50	Alex Florez	1:35:01	2013	SVK	1	Matej Tóth	3:40:32	2015
SVK	6	Igor Kollár	1:25:15	1999	SWE	10	Bengt Simonsen	3:57:25	1983
SWE	3	Perseus Karlström	1:27:00	2019	TCH	7	Pavel Szikora (SVK)	3:49:44	1987
TCH	2	Jozef Pribilinec (CZE)	1:20:59	1983	UKR	3	Igor Glavan	3:40:39	2013
	2	Jozef Pribilinec (CZE)	1:21:07	1987	URS	1	Veniamin Soldatenko (KAZ)	3:54:40	1976
TUN	3	Hatem Ghoula	1:22:40	2007		1	Aleksandr Potashov (BLR)	3:53:09	1991
TUR	5	Salih Korkmaz	1:27:35	2019	USA	3	Curt Clausen	3:50:55	1999
UKR	4	Igor Glavan	1:20:29	2015	VEN	DNF	Yerenman Salazar	-	2013
URS	2	Mikhail Shchennikov (RUS)	1:19:46	1991	YUG	6	Aleksandar Raković (SRB)	3:49:35	1995
USA	18	Allen James	1:26:53	1993					
	18	Kevin Eastler	1:22:25	2003					
	18	Trevor Barron	1:24:33	2011					
VEN	31	Carlos Ramones	1:28:40	1987					

4 x 100 Metres Relay


AHO	6.....	38.45	2005
ANT	6.....	38.61	2015
AUS	2.....	38.50	1995
AUT	8h2.....	39.85	1991
BAH	6s2.....	39.20	2001
BAR	4h2.....	38.94	2013
BEL	4h2.....	39.05	2003
BRA	2.....	38.26	2003
BUL	6s2.....	39.59	1983
CAN	1.....	38.31	1995
	1.....	37.86	1997
CHN	2.....	38.01	2015
CIV	5.....	39.18	2001
CMR	5h2.....	39.25	1999
	5h4.....	39.29	2001

50 Kilometres Walk

AUS	1	Nathan Deakes	3:43:53	2007
AZE	27	Sergey Shildkret	4:14:10	1993
BEL	9	Godfried de Jonckheere	4:07:44	1991
BLR	11	Viktor Ginko	3:53:41	1993
BOL	25	Eloy Quispe	4:16:21	1995
BRA	29	Adhemir Domingues	4:19:08	1993
CAN	3	Evan Dunfee	4:05:02	2019
CHI	DQ	Edward Araya	-	2013
	DQ	Edward Araya	-	2017
CHN	3	Si Tianfeng	3:44:40	2011
COL	17	Hector Moreno	3:59:33	1997
CZE	16	Milos Holusa	4:03:20	1999

COUNTRY	POSITION	TEAM	MARK	YEAR	COUNTRY	POSITION	TEAM	MARK	YEAR
CUB	4		38.39	1993	4 x 400 Metres Relay				
	4		38.15	1997	ALG	4h2		3:03.63	1993
	4		38.63	1999	ARG	7h2		3:12.96	1987
CYP	DQ/h2		(40.64)	2003	AUS	3		3:00.90	2009
DOM	DNF/s2		-	2003	AUT	3h1		3:02.95	1997
ESP	7		38.72	1997	BAH	1		2:58.19	2001
FIN	7s1		40.02	1983	BAR	5h3		3:05.63	1991
FRA	1		38.08	2005	BEL	3		2:58.78	2019
GBR	1		37.47	2017	BLR	DQ/h1		(3:05.52)	2003
GER	4	GDR	38.51	1983	BOT	5h2		3:03.32	2001
GHA	5		38.26	1997		5h2		2:59.95	2015
GRE	6s1		39.71	1983	BRA	4		3:01.09	2001
	6s1		39.00	1993	BUL	8		3:05.35	1993
HKG	7h2		39.10	2013	CAN	5s1		3:06.42	1983
HUN	5		39.04	1987		5s1		3:02.90	1987
IRL	6h3		39.46	1997	CIV	7h3		3:09.23	1983
ISR	7s1		39.39	2001		7h1		3:05.34	1987
ITA	2		38.37	1983	COL	4		2:59.50	2019
JAM	1		37.31	2009	CUB	3		2:59.16	1987
	1		37.04	2011	CZE	5h3		3:05.65	1997
	1		37.36	2013	DOM	6		3:02.47	2009
	1		37.36	2015	ESP	5		3:02.50	2003
JPN	3		38.04	2017		5		3:00.65	2017
	3		37.43	2019	FIN	8h1		3:09.23	1983
KEN	DQ/h2		(40.81)	1983	FRA	1		2:58.96	2003
KOR	6h1		39.00	2013	GBR	1		2:57.53	1991
KSA	6s1		39.04	2001		1		2:56.65	1997
LBR	5h1		40.89	1999	GER	2	FRG	3:01.83	1983
	5h4		40.08	2003	GHA	DNS/h2		-	1983
MEX	4h4		39.79	1993	GRE	6		3:02.56	2003
	4h4		39.66	1995	HUN	8s1		3:11.08	1983
	4h1		39.93	1997	IND	5h1		3:02.80	2017
MRI	7s2		39.25	2001	IRL	5h2		3:05.81	1999
NED	3		38.87	2003		5h3		3:04.31	2003
NGR	2		38.07	1997	ITA	5		3:05.10	1983
NZL	8s1		39.93	1993	JAM	2		2:59.88	1995
OMA	6h3		40.65	2003		2		2:56.75	1997
POL	4		38.50	2011		2		2:59.34	1999
POR	8s2		40.25	1987		2		2:58.39	2001
PUR	7h2		39.04	2011		2		2:59.60	2003
QAT	7s1		39.53	1997		2		2:59.88	2013
RSA	1		38.47	2001		2		2:57.90	2019
RUS	6s2		38.78	1995	JPN	7		3:03.15	2003
SEN	7s1		40.22	1987	KEN	2		2:59.82	1993
SKN	3		38.49	2011	KOR	8h1		3:04.05	2011
SLE	4h3		40.69	1993	KSA	6h3		3:04.22	2001
SLO	6h2		39.62	1997	LAT	5h2		3:04.30	1997
SUI	DQ/s2		-	1993	MAR	7		3:04.49	1991
SWE	8		39.22	1993	MEX	5h2		3:09.56	1991
THA	4h1		39.55	1999		5h2		3:08.37	1993
	4h3		39.73	2009		5h3		3:03.19	2001
TOG	6h1		39.45	1995	NGR	3		3:03.18	1995
TPE	7s2		39.90	1987	NZL	5h1		3:05.84	1993
TTO	2		38.58	2001	POL	1		2:58.91	1999
	2		38.10	2005	QAT	5h1		3:07.06	1991
	2		37.62	2009	ROU	5h2		3:06.42	2003
TUR	7		38.73	2017	RSA	2		2:59.87	2011
UGA	6h1		40.22	1987	RUS	5		3:00.44	1993
UKR	7		39.39	1995		5		3:00.98	1999
URS	2		38.02	1987		5		3:01.62	2007
USA	1		37.86	1983	SEN	7		3:03.80	1999
	1		37.90	1987	SLO	6h3		3:02.70	1999
	1		37.50	1991	SRI	8h2		3:06.59	2013
	1		37.48	1993	SUI	4h2		3:03.91	1995
	1		37.59	1999		4h3		3:05.34	1997
	1		38.06	2003	SWE	7		3:05.87	1983
	1		37.78	2007	TCH	4		3:03.90	1983
	1		37.10	2019	THA	6h1		3:08.60	1993
VEN	8h1		39.14	2013	TPE	7h3		3:11.45	1987

COUNTRY	POSITION	NAME	MARK	YEAR
TTO	1	2:58.12	2017
TUR	8h1	3:15.45	2017
UGA	DQ/h3	(3:07.8)	1983
UKR	4h3	3:02.35	2001
	4h2	3:03.41	2005
URS	1	3:00.79	1983
USA	1	2:57.29	1987
	1	2:54.29	1993
	1	2:57.32	1995
	1	2:56.91	2005
	1	2:55.56	2007
	1	2:57.86	2009
	1	2:59.31	2011
	1	2:58.71	2013
	1	2:57.82	2015
	1	2:56.69	2019
VEN	3h1	3:02.04	2013
YUG	4Serbia.....	3:00.32	1991
ZIM	6	3:01.43	1997



**WORLD ATHLETICS
CHAMPIONSHIPS
OREGON 22**

Universal (Mixed) 4 x 400 Metres Relay

See page 861



PROGRESSION OF OFFICIAL WORLD RECORDS

This section lists progressive world record performances, as ratified by the World Athletics or the Fédération Sportive Féminine Internationale (FSFI), which was absorbed by the former in 1936. Though World Athletics (then the IAAF) was founded in 1912, its first list of world records contained marks which were set as early as 1870. Covered in this book are all the world records currently listed under World Athletics Competition Rule 32. The most recent additions (from November 1, 2021) being the 50km run, 35,000m/35km walks. The 20,000m, 25,000m & 30,000m runs were deleted from November 1, 2019.

AUTOMATIC TIMING

From 1975, World Athletics accepted separate, automatic electrically timed records for events up to and including 400m. From 1977 only automatic timing was considered for world records in these events. Automatic timing to hundredths was accepted for events up to and including 10,000m from 1981. Where known, unofficial automatic times are given – in a smaller typeface – next to the ratified “tenth” time. Ratified automatic times are always given in larger type.

INDOOR WORLD RECORDS

From 1998, World Athletics rules were amended to state that world records (as opposed to indoor world records) can be set at a facility “with or without” a roof. The rule was not applied retrospectively. A similar rule change occurred in the late 1980s, when the 2.42 high jump of Carlo Thränhardt (FRG), made indoors, was accepted as equalling the existing world (outdoor) record. However after that version of the ruling was rescinded, this mark was subsequently deleted as a world record and is not included in this section. Outright records are now accepted across all events.

ROAD RECORDS

From January 1, 2004 World Athletics recognised official world records at 10km, 15km, 20km, Half Marathon, 25km, 30km, Marathon, 100km, Road (Ekiden) Relay and also the 20km and 50km Walks. From November 1, 2017 the 15km, 20km, 25km and 30km were deleted and replaced with 5km and (in 2021) 50km. Progressions are also given here for best performances in the road running and walking events prior to their acceptance as official world record events.

OMISSIONS

Except for road events, excluded from this section are unrated marks, performances which were originally accepted as world records then annulled, and indoor-only world records. The data on “Progression of World Athletics Records”, edited on behalf of World Athletics Heritage by Richard Hymans.

Records as at May 31, 2022

100 Metres

67 ratified world records

MARK	WIND	AUTO	NAME	COUNTRY	VENUE	DATE
10.6			Donald Lippincott	USA	Stockholm	6 Jul 12
10.6			Jackson Scholz	USA	Stockholm	16 Sep 20
10.4			Charley Paddock	USA	Redlands	23 Apr 21
10.4	0.0		Eddie Tolan	USA	Stockholm	8 Aug 29
10.4			Eddie Tolan	USA	København	25 Aug 29
10.3			Percy Williams	CAN	Toronto	9 Aug 30
10.3	0.4	10.38	Eddie Tolan	USA	Los Angeles	1 Aug 32
10.3			Ralph Metcalfe	USA	Budapest	12 Aug 33
10.3			Eulace Peacock	USA	Oslo	6 Aug 34
10.3			Christiaan Berger	NED	Amsterdam	26 Aug 34
10.3			Ralph Metcalfe	USA	Osaka	15 Sep 34
10.3	2.0		Ralph Metcalfe	USA	Dairen	23 Sep 34
10.3	2.5		Takayoshi Yoshioka	JPN	Tokyo	15 Jun 35
10.2	1.2		Jesse Owens	USA	Chicago	20 Jun 36
10.2	-0.9		Harold Davis	USA	Compton	6 Jun 41
10.2	0.7		Lloyd LaBeach	PAN	Fresno	15 May 48
10.2		10.35	Barney Ewell	USA	Evanston	9 Jul 48
10.2	0.0		McDonald Bailey	GBR	Beograd	25 Aug 51
10.2	1.1		Heinz Fütterer	FRG	Yokohama	31 Oct 54
10.2	0.9		Bobby Morrow	USA	Houston	19 May 56
10.2	-1.0		Ira Murchison	USA	Compton	1 Jun 56
10.2	0.0		Bobby Morrow	USA	Bakersfield	22 Jun 56
10.2	-1.3		Ira Murchison	USA	Los Angeles	29 Jun 56
10.2	-0.4		Bobby Morrow	USA	Los Angeles	29 Jun 56

In 2022 it was clarified that neither 9.93 Carl Lewis USA Roma 30 Aug 87 or 9.93 Carl Lewis USA Zürich 17 Aug 88 were ever ratified as World Athletics world records, following the annulment through doping of the original record at that time, 9.83 Ben Johnson CAN Roma 30 Aug 87

MARK	WIND	AUTO	NAME	COUNTRY	VENUE	DATE
10.1	0.7		Willie Williams I	USA	Berlin	3 Aug 56
10.1	1.0		Ira Murchison	USA	Berlin	4 Aug 56
10.1	1.5		Leamon King	USA	Ontario, Calif.	20 Oct 56
10.1	0.9		Leamon King	USA	Santa Ana	27 Oct 56
10.1	1.3		Ray Norton	USA	San Jose	18 Apr 59
10.0	0.9	10.25	Armin Hary	FRG	Zürich	21 Jun 60
10.0	1.8		Harry Jerome	CAN	Saskatoon	15 Jul 60
10.0	0.0		Horacio Esteves	VEN	Caracas	15 Aug 64
10.0	1.3	10.06	Bob Hayes	USA	Tokyo	15 Oct 64
10.0	2.0	10.17	Jim Hines	USA	Modesto	27 May 67
10.0	1.8		Enrique Figuerola	CUB	Budapest	17 Jun 67
10.0	0.0		Paul Nash	RSA	Krugersdorp	2 Apr 68
10.0	1.1		Oliver Ford	USA	Albuquerque	31 May 68
10.0	2.0	10.20	Charlie Greene	USA	Sacramento	20 Jun 68
10.0	2.0	10.28	Roger Bambuck	FRA	Sacramento	20 Jun 68
9.9	0.8	10.03	Jim Hines	USA	Sacramento	20 Jun 68
9.9	0.8	10.14	Ronnie Ray Smith	USA	Sacramento	20 Jun 68
9.9	0.9	10.10	Charlie Greene	USA	Sacramento	20 Jun 68
9.9	0.3	9.95	Jim Hines	USA	Ciudad de México	14 Oct 68
9.9	0.0		Eddie Hart	USA	Eugene	1 Jul 72
9.9	0.0		Rey Robinson	USA	Eugene	1 Jul 72
9.9	1.3		Steve Williams	USA	Los Angeles	21 Jun 74
9.9	1.7		Silvio Leonard	CUB	Ostrava	5 Jun 75
9.9	0.0		Steve Williams	USA	Siena	16 Jul 75
9.9	-0.2		Steve Williams	USA	West Berlin	22 Aug 75
9.9	0.7		Steve Williams	USA	Gainesville	27 Mar 76
9.9	0.7		Harvey Glance	USA	Columbia	3 Apr 76
9.9			Harvey Glance	USA	Baton Rouge	1 May 76
9.9	1.7		Don Quarrie	JAM	Modesto	22 May 76
<i>Progression of automatically-timed records following the first such ratified mark, 9.95 Hines as above:</i>						
9.93	1.4		Calvin Smith	USA	Air Academy	3 Jul 83
9.92	1.1		Carl Lewis	USA	Seoul	24 Sep 88
9.90	1.9		Leroy Burrell	USA	New York	14 Jun 91
9.86	1.0		Carl Lewis	USA	Tokyo	25 Aug 91
9.85	1.2		Leroy Burrell	USA	Lausanne	6 Jul 94
9.84	0.7		Donovan Bailey	CAN	Atlanta	27 Jul 96
9.79	0.1		Maurice Greene	USA	Athina	16 Jun 99
9.77	1.6	9.768	Asafa Powell	JAM	Athina	14 Jun 05
9.77	1.5	9.763	Asafa Powell	JAM	Gateshead	11 Jun 06
9.77	1.0	9.762	Asafa Powell	JAM	Zürich	18 Aug 06
9.74	1.7		Asafa Powell	JAM	Rieti	9 Sep 07
9.72	1.7		Usain Bolt	JAM	New York	31 May 08
9.69	0.0	9.683	Usain Bolt	JAM	Beijing	16 Aug 08
9.58	0.9	9.572	Usain Bolt	JAM	Berlin	16 Aug 09

200 Metres (Bend)**24 ratified world records***y denotes time for 220 yards (201.17m) which was also ratified as a record for this event*

20.6y			Andy Stanfield	USA	Philadelphia	26 May 51
20.6			Andy Stanfield	USA	Los Angeles	28 Jun 52
20.6	0.0		Thane Baker	USA	Bakersfield	23 Jun 56
20.6		20.75	Bobby Morrow	USA	Melbourne	27 Nov 56
20.6			Manfred Germar	FRG	Wuppertal	1 Oct 58
20.6y	-1.6		Ray Norton	USA	Berkeley	19 Mar 60
20.6			Ray Norton	USA	Philadelphia	30 Apr 60
20.5y			Peter Radford	GBR	Wolverhampton	28 May 60
20.5	0.0	20.75	Stone Johnson	USA	Palo Alto	2 Jul 60
20.5	0.0		Ray Norton	USA	Palo Alto	2 Jul 60
20.5		20.65	Livio Berruti	ITA	Roma	3 Sep 60
20.5		20.62	Livio Berruti	ITA	Roma	3 Sep 60
20.5y	-1.1	20.67	Paul Drayton	USA	Walnut	23 Jun 62
20.3y	-0.1		Henry Carr	USA	Tempe	23 Mar 63
20.2y	0.5		Henry Carr	USA	Tempe	4 Apr 64
20.0y	0.0		Tommie Smith	USA	Sacramento	11 Jun 66
19.8	0.9	19.83	Tommie Smith	USA	Ciudad de México	16 Oct 68
19.8	0.9	19.86	Don Quarrie	JAM	Calí	3 Aug 71
19.8+	1.3		Don Quarrie	JAM	Eugene	7 Jun 75

MARK	AUTO	NAME	COUNTRY	VENUE	DATE	
<i>Progression of automatically-timed records following the first such ratified mark, 19.83 Smith as above:</i>						
19.72	1.8	Pietro Mennea	ITA	Ciudad de México	12 Sep 79	
19.66	0.4	Michael Johnson	USA	Atlanta	23 Jun 96	
19.32	0.4	19.313	Michael Johnson	USA	Atlanta	1 Aug 96
19.30	-0.9	19.296	Usain Bolt	JAM	Beijing	20 Aug 08
19.19	-0.3	19.190	Usain Bolt	JAM	Berlin	20 Aug 09

400 Metres (Bend)**24 ratified world records***y denotes time for 440 yards (402.34m) which was also ratified as a record for this event*

47.8y		Maxey Long	USA	New York	29 Sep 00
48.2		Charles Reidpath	USA	Stockholm	13 Jul 12
47.4y		Ted Meredith	USA	Cambridge, Mass.	27 May 16
47.0		Bud Spencer	USA	Palo Alto	12 May 28
46.4y		Ben Eastman	USA	Palo Alto	26 Mar 32
46.2	46.28	Bill Carr	USA	Los Angeles	5 Aug 32
46.1		Archie Williams	USA	Chicago	19 Jun 36
46.0		Rudolf Harbig	GER	Frankfurt-am-Main	12 Aug 39
46.0		Grover Klemmer	USA	Philadelphia	29 Jun 41
46.0y		Herb McKenley	JAM	Berkeley	5 Jun 48
45.9	46.00	Herb McKenley	JAM	Milwaukee	2 Jul 48
45.8		George Rhoden	JAM	Eskilstuna	22 Aug 50
45.4	45.68	Lou Jones	USA	Ciudad de México	18 Mar 55
45.2		Lou Jones	USA	Los Angeles	30 Jun 56
44.9	45.07	Otis Davis	USA	Roma	6 Sep 60
44.9	45.08	Carl Kaufmann	FRG	Roma	6 Sep 60
44.9y		Adolph Plummer	USA	Tempe	25 May 63
44.9		Mike Larrabee	USA	Los Angeles	12 Sep 64
44.5+		Tommie Smith	USA	San Jose	20 May 67
44.1	44.19	Larry James	USA	Echo Summit	14 Sep 68
43.8	43.86	Lee Evans	USA	Ciudad de México	18 Oct 68

Progression of automatically-timed records following the first such ratified mark, 43.86 Evans as above:

43.29		Butch Reynolds	USA	Zürich	17 Aug 88
43.18		Michael Johnson	USA	Sevilla	26 Aug 99
43.03		Wadye van Niekerk	RSA	Rio de Janiero	14 Aug 16

800 Metres**24 ratified world records***y denotes time for 880 yards (804.68m) which was also ratified as a record for this event*

1:51.9+		Ted Meredith	USA	Stockholm	8 Jul 12
1:51.6y		Otto Peltzer	GER	London	3 Jul 26
1:50.6		Séra Martin	FRA	Colombes	14 Jul 28
1:49.8	1:49.70	Tom Hampson	GBR	Los Angeles	2 Aug 32
1:49.8y		Ben Eastman	USA	Princeton	16 Jun 34
1:49.7		Glenn Cunningham	USA	Stockholm	20 Aug 36
1:49.6y		Elroy Robinson	USA	New York	11 Jul 37
1:48.4+		Sydney Wooderson	GBR	Motspur Park	20 Aug 38
1:46.6		Rudolf Harbig	GER	Milano	15 Jul 39
1:45.7		Roger Moens	BEL	Oslo	3 Aug 55
1:44.3+		Peter Snell	NZL	Christchurch	3 Feb 62
1:44.3	1:44.40	Ralph Doubell	AUS	Ciudad de México	15 Oct 68
1:44.3		Dave Wottle	USA	Eugene	1 Jul 72
1:43.7		Marcello Fiasconaro	ITA	Milano	27 Jun 73
1:43.5	1:43.50	Alberto Juantorena	CUB	Montréal	25 Jul 76
1:43.4	1:43.44	Alberto Juantorena	CUB	Sofiya	21 Aug 77
1:42.4	1:42.33	Sebastian Coe	GBR	Oslo	5 Jul 79
1:41.73		Sebastian Coe	GBR	Firenze	10 Jun 81
1:41.73		Wilson Kipketer	DEN	Stockholm	7 Jul 97
1:41.24		Wilson Kipketer	DEN	Zürich	13 Aug 97
1:41.11		Wilson Kipketer	DEN	Köln	24 Aug 97
1:41.09		David Rudisha	KEN	Berlin	22 Aug 10
1:41.01		David Rudisha	KEN	Rieti	29 Aug 10
1:40.91		David Rudisha	KEN	London	9 Aug 12

1000 Metres**27 ratified world records**

2:32.3		Georg Mickler	GER	Hannover	22 Jun 13
2:29.1		Anatole Bolin	SWE	Stockholm	22 Sep 18
2:28.6		Sven Lundgren	SWE	Stockholm	27 Sep 22
2:26.8		Séra Martin	FRA	Colombes	30 Sep 26
2:25.8		Otto Peltzer	GER	Colombes	18 Sep 27
2:23.6		Jules Ladoumègue	FRA	Paris	19 Oct 30

MARK	NAME	COUNTRY	VENUE	DATE
2:21.5	Rudolf Harbig	GER	Dresden	24 May 41
2:21.4	Rune Gustafsson	SWE	Borås	4 Sep 46
2:21.4	Marcel Hansenne	FRA	Göteborg	27 Aug 48
2:21.3	Olle Åberg	SWE	København	10 Aug 52
2:21.2	Stanislav Jungwirth	TCH	Stará Boleslav	27 Oct 52
2:20.8	Mal Whitfield	USA	Eskilstuna	16 Aug 53
2:20.4	Audun Boysen	NOR	Oslo	17 Sep 53
2:19.5	Audun Boysen	NOR	Gävle	18 Aug 54
2:19.0	Audun Boysen	NOR	Göteborg	30 Aug 55
2:19.0	István Rózsavölgyi	HUN	Tata	21 Sep 55
2:18.1	Dan Waern	SWE	Turku	19 Sep 58
2:17.8	Dan Waern	SWE	Karlstad	21 Aug 59
2:16.7	Siegfried Valentin	GDR	Potsdam	19 Jul 60
2:16.6	Peter Snell	NZL	Auckland	12 Nov 64
2:16.2	Jürgen May	GDR	Erfurt	20 Jul 65
2:16.2	Franz-Josef Kemper	FRG	Hannover	21 Sep 66
2:16.0	Danie Malan	RSA	München	24 Jun 73
2:13.9	Rick Wohlhuter	USA	Oslo	30 Jul 74
2:13.40	Sebastian Coe	GBR	Oslo	1 Jul 80
2:12.18	Sebastian Coe	GBR	Oslo	11 Jul 81
2:11.96	Noah Ngeny	KEN	Rieti	5 Sep 99

1500 Metres**38 ratified world records**

3:55.8	Abel Kiviat	USA	Cambridge, Mass.	8 Jun 12
3:54.7	John Zander	SWE	Stockholm	5 Aug 17
3:52.6	Paavo Nurmi	FIN	Helsinki	19 Jun 24
3:51.0	Otto Peltzer	GER	Berlin	11 Sep 26
3:49.2	Jules Ladoumègue	FRA	Paris	5 Oct 30
3:49.2	Luigi Beccali	ITA	Torino	9 Sep 33
3:49.0	Luigi Beccali	ITA	Milano	17 Sep 33
3:48.8	Bill Bonthron	USA	Milwaukee	30 Jun 34
3:47.8	Jack Lovelock	NZL	Berlin	6 Aug 36
3:47.6	Gunder Hägg	SWE	Stockholm	10 Aug 41
3:45.8	Gunder Hägg	SWE	Stockholm	17 Jul 42
3:45.0	Arne Andersson	SWE	Göteborg	17 Aug 43
3:43.0	Gunder Hägg	SWE	Göteborg	7 Jul 44
3:43.0	Lennart Strand	SWE	Malmö	15 Jul 47
3:43.0	Werner Lueg	FRG	Berlin	29 Jun 52
3:42.8+	Wes Santee	USA	Compton	4 Jun 54
3:41.8+	John Landy	AUS	Turku	21 Jun 54
3:40.8	Sándor Iharos	HUN	Helsinki	28 Jul 55
3:40.8	László Tábori	HUN	Oslo	6 Sep 55
3:40.8	Gunnar Nielsen	DEN	Oslo	6 Sep 55
3:40.6	István Rózsavölgyi	HUN	Tata	3 Aug 56
3:40.2	Olavi Salsola	FIN	Turku	11 Jul 57
3:40.2	Olavi Salonen	FIN	Turku	11 Jul 57
3:38.1	Stanislav Jungwirth	TCH	Stará Boleslav	12 Jul 57
3:36.0	Herb Elliott	AUS	Göteborg	28 Aug 58
3:35.6	Herb Elliott	AUS	Roma	6 Sep 60
3:33.1	Jim Ryun	USA	Los Angeles	8 Jul 67
3:32.2	3:32.16 Filbert Bayi	TAN	Christchurch	2 Feb 74
3:32.1	3:32.03 Sebastian Coe	GBR	Zürich	15 Aug 79
3:32.1	3:32.09 Steve Ovett	GBR	Oslo	15 Jul 80
3:31.4	3:31.36 Steve Ovett	GBR	Koblenz	27 Aug 80
3:31.24	Sydney Maree	USA	Köln	28 Aug 83
3:30.77	Steve Ovett	GBR	Rieti	4 Sep 83
3:29.67	Steve Cram	GBR	Nice	16 Jul 85
3:29.46	Saïd Aouita	MAR	West Berlin	23 Aug 85
3:28.86	Noureddine Morceli	ALG	Rieti	6 Sep 92
3:27.37	Noureddine Morceli	ALG	Nice	12 Jul 95
3:26.00	Hicham El Guerrouj	MAR	Roma	14 Jul 98

One Mile**32 ratified world records**

4:14.4	John Paul Jones	USA	Cambridge, Mass.	31 May 13
4:12.6	Norman Taber	USA	Cambridge, Mass.	16 Jul 15
4:10.4	Paavo Nurmi	FIN	Stockholm	23 Aug 23
4:09.2	Jules Ladoumègue	FRA	Paris	4 Oct 31
4:07.6	Jack Lovelock	NZL	Princeton	15 Jul 33
4:06.8	Glenn Cunningham	USA	Princeton	16 Jun 34

MARK	AUTO	NAME	COUNTRY	VENUE	DATE
4:06.4		Sydney Wooderson	GBR	Motspur Park	28 Aug 37
4:06.2		Gunder Hägg	SWE	Göteborg	1 Jul 42
4:06.2		Arne Andersson	SWE	Stockholm	10 Jul 42
4:04.6		Gunder Hägg	SWE	Stockholm	4 Sep 42
4:02.6		Arne Andersson	SWE	Göteborg	1 Jul 43
4:01.6		Arne Andersson	SWE	Malmö	18 Jul 44
4:01.4		Gunder Hägg	SWE	Malmö	17 Jul 45
3:59.4		Roger Bannister	GBR	Oxford	6 May 54
3:58.0		John Landy	AUS	Turku	21 Jun 54
3:57.2		Derek Ibbotson	GBR	London	19 Jul 57
3:54.5		Herb Elliott	AUS	Dublin	6 Aug 58
3:54.4		Peter Snell	NZL	Wanganui	27 Jan 62
3:54.1	3:54.04	Peter Snell	NZL	Auckland	17 Nov 64
3:53.6		Michel Jazy	FRA	Rennes	9 Jun 65
3:51.3		Jim Ryun	USA	Berkeley	17 Jul 66
3:51.1		Jim Ryun	USA	Bakersfield	23 Jun 67
3:51.0		Filbert Bayi	TAN	Kingston	17 May 75
3:49.4		John Walker	NZL	Göteborg	12 Aug 75
3:49.0	3:48.95	Sebastian Coe	GBR	Oslo	17 Jul 79
3:48.8		Steve Ovett	GBR	Oslo	1 Jul 80
3:48.53		Sebastian Coe	GBR	Zürich	19 Aug 81
3:48.40		Steve Ovett	GBR	Koblenz	26 Aug 81
3:47.33		Sebastian Coe	GBR	Bruxelles	28 Aug 81
3:46.32		Steve Cram	GBR	Oslo	27 Jul 85
3:44.39		Noureddine Morcelli	ALG	Rieti	5 Sep 93
3:43.13		Hicham El Guerrouj	MAR	Roma	7 Jul 99

2000 Metres**22 ratified world records**

5:30.4		John Zander	SWE	Stockholm	16 Jun 18
5:26.4		Paavo Nurmi	FIN	Tampere	4 Sep 22
5:26.0		Edvin Wide	SWE	Stockholm	11 Jun 25
5:24.6		Paavo Nurmi	FIN	Kuopio	18 Jun 27
5:23.4		Eino Borg	FIN	Viipuri	9 Aug 27
5:21.8		Jules Ladoumègue	FRA	Paris	2 Jul 31
5:20.4		Miklós Szabó I.	HUN	Budapest	4 Oct 36
5:18.4		Henry Jonsson	SWE	Stockholm	2 Jul 37
5:16.8		Archie San Romani Sr.	USA	Helsinki	26 Aug 37
5:16.4		Gunder Hägg	SWE	Malmö	21 Jul 42
5:11.8		Gunder Hägg	SWE	Östersund	23 Aug 42
5:07.0		Gaston Reiff	BEL	Bruxelles	29 Sep 48
5:02.2		István Rózsavölgyi	HUN	Budapest	2 Oct 55
5:01.6		Michel Jazy	FRA	Paris	14 Jun 62
5:01.2		Josef Odložil	TCH	Stará Boleslav	8 Sep 65
4:57.8		Harald Norpoth	FRG	Hagen	10 Sep 66
4:56.2		Michel Jazy	FRA	St. Maur	12 Oct 66
4:51.4	4:51.52	John Walker	NZL	Oslo	30 Jun 76
4:51.39		Steve Cram	GBR	Budapest	4 Aug 85
4:50.81		Saïd Aouita	MAR	Paris	16 Jul 87
4:47.88		Noureddine Morcelli	ALG	Paris	3 Jul 95
4:44.79		Hicham El Guerrouj	MAR	Berlin	7 Sep 99

3000 Metres**26 ratified world records**

8:36.8		Hannes Kolehmainen	FIN	Stockholm	12 Jul 12
8:33.2		John Zander	SWE	Stockholm	7 Aug 18
8:28.6		Paavo Nurmi	FIN	Turku	27 Aug 22
8:27.6		Edvin Wide	SWE	Halmstad	7 Jun 25
8:25.4		Paavo Nurmi	FIN	Berlin	24 May 26
8:20.4		Paavo Nurmi	FIN	Stockholm	13 Jul 26
8:18.8		Janusz Kusociński	POL	Antwerpen	19 Jun 32
8:18.4		Henry Nielsen	DEN	Stockholm	24 Jul 34
8:14.8		Gunnar Höckert	FIN	Stockholm	16 Sep 36
8:09.0		Henry Kälärne	SWE	Stockholm	14 Aug 40
8:01.2		Gunder Hägg	SWE	Stockholm	28 Aug 42
7:58.8		Gaston Reiff	BEL	Gävle	12 Aug 49
7:55.6		Sándor Iharos	HUN	Budapest	14 May 55
7:55.6		Gordon Pirie	GBR	Trondheim	22 Jun 56
7:52.8		Gordon Pirie	GBR	Malmö	4 Sep 56
7:49.2		Michel Jazy	FRA	St. Maur	27 Jun 62

MARK	AUTO	NAME	COUNTRY	VENUE	DATE
7:49.0+		Michel Jazy	FRA	Melun	23 Jun 65
7:46.0		Siegfried Herrmann	GDR	Erfurt	5 Aug 65
7:39.6		Kipchoge Keino	KEN	Hälsingborg	27 Aug 65
7:37.6		Emiel Puttemans	BEL	Aarhus	14 Sep 72
7:35.2		Brendan Foster	GBR	Gateshead	3 Aug 74
7:32.1		Henry Rono	KEN	Oslo	27 Jun 78
7:29.45		Saïd Aouita	MAR	Köln	20 Aug 89
7:28.96		Moses Kiptanui	KEN	Köln	16 Aug 92
7:25.11		Noureddine Morcelli	ALG	Monte Carlo	2 Aug 94
7:20.67		Daniel Komen	KEN	Rieti	1 Sep 96

5000 Metres**36 ratified world records**

14:36.6		Hannes Kolehmainen	FIN	Stockholm	10 Jul 12
14:35.4		Paavo Nurmi	FIN	Stockholm	12 Sep 22
14:28.2		Paavo Nurmi	FIN	Helsinki	19 Jun 24
14:17.0		Lauri Lehtinen	FIN	Helsinki	19 Jun 32
14:08.8		Taisto Mäki	FIN	Helsinki	16 Jun 39
13:58.2		Gunder Hägg	SWE	Göteborg	20 Sep 42
13:57.2		Emil Zátopek	TCH	Colombes	30 May 54
13:56.6		Vladimir Kuts	URS	Bern	29 Aug 54
13:51.6		Chris Chataway	GBR	London	13 Oct 54
13:51.2		Vladimir Kuts	URS	Praha	23 Oct 54
13:50.8		Sándor Iharos	HUN	Budapest	10 Sep 55
13:46.8		Vladimir Kuts	URS	Beograd	18 Sep 55
13:40.6		Sándor Iharos	HUN	Budapest	23 Oct 55
13:36.8		Gordon Pirie	GBR	Bergen	19 Jun 56
13:35.0		Vladimir Kuts	URS	Roma	13 Oct 57
13:34.8		Ron Clarke	AUS	Hobart	16 Jan 65
13:33.6		Ron Clarke	AUS	Auckland	1 Feb 65
13:25.8		Ron Clarke	AUS	Los Angeles	4 Jun 65
13:24.2		Kipchoge Keino	KEN	Auckland	30 Nov 65
13:16.6		Ron Clarke	AUS	Stockholm	5 Jul 66
13:16.4		Lasse Viren	FIN	Helsinki	14 Sep 72
13:13.0		Emiel Puttemans	BEL	Bruxelles	20 Sep 72
13:12.9	13:12.87	Dick Quax	NZL	Stockholm	5 Jul 77
13:08.4		Henry Rono	KEN	Berkeley	8 Apr 78
13:06.20		Henry Rono	KEN	Knarvik	13 Sep 81
13:00.41		Dave Moorcroft	GBR	Oslo	7 Jul 82
13:00.40		Saïd Aouita	MAR	Oslo	27 Jul 85
12:58.39		Saïd Aouita	MAR	Roma	22 Jul 87
12:56.96		Haile Gebrselassie	ETH	Hengelo	4 Jun 94
12:55.30		Moses Kiptanui	KEN	Roma	8 Jun 95
12:44.39		Haile Gebrselassie	ETH	Zürich	16 Aug 95
12:41.86		Haile Gebrselassie	ETH	Zürich	13 Aug 97
12:39.74		Daniel Komen	KEN	Bruxelles	22 Aug 97
12:39.36		Haile Gebrselassie	ETH	Helsinki	13 Jun 98
12:37.35		Kenenisa Bekele	ETH	Hengelo	31 May 04
12:35.36		Joshua Cheptegei	UGA	Monaco	14 Aug 20

10,000 Metres**36 ratified world records**

30:58.8		Jean Bouin	FRA	Colombes	16 Nov 11
30:40.2		Paavo Nurmi	FIN	Stockholm	22 Jun 21
30:35.4		Ville Ritola	FIN	Helsinki	25 May 24
30:23.2		Ville Ritola	FIN	Colombes	6 Jul 24
30:06.2		Paavo Nurmi	FIN	Kuopio	31 Aug 24
30:05.6		Ilmari Salminen	FIN	Kouvola	18 Jul 37
30:02.0		Taisto Mäki	FIN	Tampere	29 Sep 38
29:52.6		Taisto Mäki	FIN	Helsinki	17 Sep 39
29:35.4		Viljo Heino	FIN	Helsinki	25 Aug 44
29:28.2		Emil Zátopek	TCH	Ostrava	11 Jun 49
29:27.2		Viljo Heino	FIN	Kouvola	1 Sep 49
29:21.2		Emil Zátopek	TCH	Ostrava	22 Oct 49
29:02.6		Emil Zátopek	TCH	Turku	4 Aug 50
29:01.6		Emil Zátopek	TCH	Stará Boleslav	1 Nov 53
28:54.2		Emil Zátopek	TCH	Bruxelles	1 Jun 54
28:42.8		Sándor Iharos	HUN	Budapest	15 Jul 56
28:30.4		Vladimir Kuts	URS	Moskva	11 Sep 56
28:18.8		Pyotr Bolotnikov	URS	Kyiv	15 Oct 60
28:18.2		Pyotr Bolotnikov	URS	Moskva	11 Aug 62

MARK	AUTO	NAME	COUNTRY	VENUE	DATE
28:15.6		Ron Clarke	AUS	Melbourne	18 Dec 63
27:39.4	27:39.89	Ron Clarke	AUS	Oslo	14 Jul 65
27:38.4	27:38.35	Lasse Viren	FIN	München	3 Sep 72
27:30.8	27:30.80	David Bedford	GBR	London	13 Jul 73
27:30.5	27:30.47	Samson Kimobwa	KEN	Helsinki	30 Jun 77
27:22.4	27:22.47	Henry Rono	KEN	Wien	11 Jun 78
27:13.81		Fernando Mamede	POR	Stockholm	2 Jul 84
27:08.23		Arturo Barrios	MEX	West Berlin	18 Aug 89
27:07.91		Richard Chelimo	KEN	Stockholm	5 Jul 93
26:58.38		Yobes Ondieki	KEN	Oslo	10 Jul 93
26:52.23		William Sigei	KEN	Oslo	22 Jul 94
26:43.53		Haile Gebrselassie	ETH	Hengelo	5 Jun 95
26:38.08		Salah Hissou	MAR	Bruxelles	23 Aug 96
26:31.32		Haile Gebrselassie	ETH	Oslo	4 Jul 97
26:27.85		Paul Tergat	KEN	Bruxelles	22 Aug 97
26:22.75		Haile Gebrselassie	ETH	Hengelo	1 Jun 98
26:20.31		Kenenisa Bekele	ETH	Ostrava	8 Jun 04
26:17.53		Kenenisa Bekele	ETH	Bruxelles	26 Aug 05
26:11.00		Joshua Cheptegei	UGA	Valencia	7 Oct 20

One Hour**15 ratified world records**

18,742m		Alfred Shrubbs	GBR	Glasgow	5 Nov 04
19,021m		Jean Bouin	FRA	Stockholm	6 Jul 13
19,210m		Paavo Nurmi	FIN	Berlin	7 Oct 28
19,339m		Viljo Heino	FIN	Turku	30 Sep 45
19,558m+		Emil Zátopek	TCH	Praha	15 Sep 51
20,052m		Emil Zátopek	TCH	Stará Boleslav	29 Sep 51
20,190m		Bill Baillie	NZL	Auckland	24 Aug 63
20,232m		Ron Clarke	AUS	Geelong	27 Oct 65
20,664m		Gaston Roelants	BEL	Leuven	28 Oct 66
20,784m		Gaston Roelants	BEL	Bruxelles	20 Sep 72
20,907m		Jos Hermens	NED	Papendal	28 Sep 75
20,944m		Jos Hermens	NED	Papendal	1 May 76
21,101m		Arturo Barrios	MEX	La Flèche	30 Mar 91
21,285m		Haile Gebrselassie	ETH	Ostrava	27 Jun 07
21,330m		Mohamed Farah	GBR	Bruxelles	4 Sep 20

3000 Metres Steeplechase**32 ratified world records**

8:49.6		Sándor Rosznyi	HUN	Bern	28 Aug 54
8:47.8		Pentti Karvonen	FIN	Helsinki	1 Jul 55
8:45.4		Pentti Karvonen	FIN	Oslo	15 Jul 55
8:45.4		Vasily Vlasenko	URS	Moskva	18 Aug 55
8:41.2		Jerzy Chromik	POL	Brno	31 Aug 55
8:40.2		Jerzy Chromik	POL	Budapest	11 Sep 55
8:39.8		Semyon Rzhishchin	URS	Moskva	14 Aug 56
8:35.6		Sándor Rozsnyói	HUN	Budapest	16 Sep 56
8:35.6		Semyon Rzhishchin	URS	Tallinn	21 Jul 58
8:32.0		Jerzy Chromik	POL	Warszawa	2 Aug 58
8:31.4		Zdzisław Krzyszkowiak	POL	Tula	26 Jun 60
8:31.2		Grigoriy Taran	URS	Kyiv	28 May 61
8:30.4		Zdzisław Krzyszkowiak	POL	Wałcz	10 Aug 61
8:29.6		Gaston Roelants	BEL	Leuven	7 Sep 63
8:26.4		Gaston Roelants	BEL	Bruxelles	7 Aug 65
8:24.2		Jouko Kuha	FIN	Stockholm	17 Jul 68
8:22.2		Vladimir Dudin	URS	Kyiv	19 Aug 69
8:22.0	8:21.98	Kerry O'Brien	AUS	West Berlin	4 Jul 70
8:20.8		Anders Gärderud	SWE	Helsinki	14 Sep 72
8:19.8		Benjamin Jipcho	KEN	Helsinki	19 Jun 73
8:14.0	8:13.91	Benjamin Jipcho	KEN	Helsinki	27 Jun 73
8:10.4		Anders Gärderud	SWE	Oslo	25 Jun 75
8:09.8	8:09.70	Anders Gärderud	SWE	Stockholm	1 Jul 75
8:08.0	8:08.02	Anders Gärderud	SWE	Montréal	28 Jul 76
8:05.4		Henry Rono	KEN	Seattle	13 May 78
8:05.35		Peter Koech	KEN	Stockholm	3 Jul 89
8:02.08		Moses Kiptanui	KEN	Zürich	19 Aug 92
7:59.18		Moses Kiptanui	KEN	Zürich	16 Aug 95
7:59.08		Wilson Boit Kipketer	KEN	Zürich	13 Aug 97
7:55.72		Bernard Barmasai	KEN	Köln	24 Aug 97
7:55.28		Brahim Boulami	MAR	Bruxelles	24 Aug 01
7:53.63		Saif Saaeed Shaheen	QAT	Bruxelles	3 Sep 04

MARK	AUTO	NAME	COUNTRY	VENUE	DATE
110 Metres Hurdles					40 ratified world records
15.0		Forrest Smithson	USA	London	25 Jul 08
14.8		Earl Thomson	CAN	Antwerpen	18 Aug 20
14.8		Sten Pettersson	SWE	Stockholm	18 Sep 27
14.6		George Weightman-Smith	RSA	Amsterdam	31 Jul 28
14.4		Eric Wennström	SWE	Stockholm	25 Aug 29
14.4		Bengt Sjöstedt	FIN	Helsinki	5 Sep 31
14.4		Percy Beard	USA	Cambridge, Mass.	18 Jun 32
14.4	-0.2	Jack Keller	USA	Palo Alto	16 Jul 32
14.4		George Saling	USA	Los Angeles	2 Aug 32
14.4		John Morriss	USA	Budapest	12 Aug 33
14.4		John Morriss	USA	Torino	8 Sep 33
14.3		Percy Beard	USA	Stockholm	26 Jul 34
14.2		Percy Beard	USA	Oslo	6 Aug 34
14.2		Alvin Moreau	USA	Oslo	2 Aug 35
14.1w	2.4	Forrest Towns	USA	Chicago	19 Jun 36
14.1	1.3	Forrest Towns	USA	Berlin	6 Aug 36
13.7	0.0	Forrest Towns	USA	Oslo	27 Aug 36
13.7	0.0	Fred Wolcott	USA	Philadelphia	29 Jun 41
13.6	0.9	Dick Attlesey	USA	College Park	24 Jun 50
13.5		Dick Attlesey	USA	Helsinki	10 Jul 50
13.4	0.0	Jack Davis	USA	Bakersfield	22 Jun 56
13.2	1.9	Martin Lauer	FRG	Zürich	7 Jul 59
13.2	0.0	Lee Calhoun	USA	Bern	21 Aug 60
13.2	1.8	Earl McCullouch	USA	Minneapolis	16 Jul 67
13.2	-0.9	Willie Davenport	USA	Zürich	4 Jul 69
13.2	0.0	Rod Milburn	USA	München	7 Sep 72
13.1	1.1	Rod Milburn	USA	Zürich	6 Jul 73
13.1	1.5	Rod Milburn	USA	Siena	22 Jul 73
13.1	1.2	Guy Drut	FRA	Saint Maur	23 Jul 75
13.0	1.8	Guy Drut	FRA	West Berlin	22 Aug 75
<i>Progression of automatically-timed records following the first such ratified mark, 13.24 Milburn as above:</i>					
13.21	0.6	Alejandro Casañas	CUB	Sofiya	21 Aug 77
13.16	1.7	Renaldo Nehemiah	USA	San Jose	14 Apr 79
13.00	0.9	Renaldo Nehemiah	USA	Los Angeles	6 May 79
12.93	-0.2	Renaldo Nehemiah	USA	Zürich	19 Aug 81
12.92	-0.1	Roger Kingdom	USA	Zürich	16 Aug 89
12.91	0.5	Colin Jackson	GBR	Stuttgart	20 Aug 93
12.91	0.3	Liu Xiang	CHN	Athina	27 Aug 04
12.88	1.1	Liu Xiang	CHN	Lausanne	11 Jul 06
12.87	0.9	Dayron Robles	CUB	Ostrava	12 Jun 08
12.80	0.3	Aries Merritt	USA	Bruxelles	7 Sep 12
400 Metres Hurdles					23 ratified world records
55.0		Charles Bacon	USA	London	22 Jul 08
54.0		Frank Loomis	USA	Antwerpen	16 Aug 20
53.8		Sten Pettersson	SWE	Colombes	4 Oct 25
52.6y		John Gibson	USA	Lincoln	2 Jul 27
52.0		F. Morgan Taylor	USA	Philadelphia	4 Jul 28
52.0	51.85	Glenn Hardin	USA	Los Angeles	1 Aug 32
51.8		Glenn Hardin	USA	Milwaukee	30 Jun 34
50.6		Glenn Hardin	USA	Stockholm	26 Jul 34
50.4		Yuriy Lituyev	URS	Budapest	20 Sep 53
49.5		Glenn Davis	USA	Los Angeles	29 Jun 56
49.2		Glenn Davis	USA	Budapest	6 Aug 58
49.2		Salvatore Morale	ITA	Beograd	14 Sep 62
49.1		Rex Cawley	USA	Los Angeles	13 Sep 64
48.8	48.94	Geoff Vanderstock	USA	Echo Summit	11 Sep 68
48.1	48.12	David Hemery	GBR	Ciudad de México	15 Oct 68
47.8	47.82	John Akii-Bua	UGA	München	2 Sep 72
<i>Progression of automatically-timed records following the first such ratified mark, 47.82 Akii-Bua as above:</i>					
47.64		Edwin Moses	USA	Montréal	25 Jul 76
47.45		Edwin Moses	USA	Los Angeles	11 Jun 77
47.13		Edwin Moses	USA	Milano	3 Jul 80
47.02		Edwin Moses	USA	Koblentz	31 Aug 83
46.78		Kevin Young	USA	Barcelona	6 Aug 92
46.70		Karsten Warholm	NOR	Oslo	1 Jul 21
45.94		Karsten Warholm	NOR	Tokyo	3 Aug 21

MARK	WIND	AUTO	NAME	COUNTRY	VENUE	DATE
High Jump						40 ratified world records
2.00			George Horine	USA	Palo Alto	18 May 12
2.01			Ed Beeson	USA	Berkeley	2 May 14
2.03			Harold Osborn	USA	Urbana	27 May 24
2.04			Walter Marty	USA	Fresno	13 May 33
2.06			Walter Marty	USA	Palo Alto	28 Apr 34
2.07			Cornelius Johnson	USA	New York	12 Jul 36
2.07			David Albritton	USA	New York	12 Jul 36
2.09			Mel Walker	USA	Malmö	12 Aug 37
2.11			Lester Steers	USA	Los Angeles	17 Jun 41
2.12			Walt Davis	USA	Dayton	27 Jun 53
2.15			Charley Dumas	USA	Los Angeles	29 Jun 56
2.16			Yuriy Stepanov	URS	Leningrad	13 Jul 57
2.17			John Thomas	USA	Philadelphia	30 Apr 60
2.17			John Thomas	USA	Cambridge, Mass.	21 May 60
2.18			John Thomas	USA	Bakersfield	24 Jun 60
2.22			John Thomas	USA	Palo Alto	1 Jul 60
2.23			Valeriy Brumel	URS	Moskva	18 Jun 61
2.24			Valeriy Brumel	URS	Moskva	16 Jul 61
2.25			Valeriy Brumel	URS	Sofiya	31 Aug 61
2.26			Valeriy Brumel	URS	Palo Alto	22 Jul 62
2.27			Valeriy Brumel	URS	Moskva	29 Sep 62
2.28			Valeriy Brumel	URS	Moskva	21 Jul 63
2.29			Pat Matzdorf	USA	Berkeley	3 Jul 71
2.30			Dwight Stones	USA	München	11 Jul 73
2.31			Dwight Stones	USA	Philadelphia	5 Jun 76
2.32			Dwight Stones	USA	Philadelphia	4 Aug 76
2.33			Vladimir Yashchenko	URS	Richmond	3 Jul 77
2.34			Vladimir Yashchenko	URS	Tbilisi	16 Jun 78
2.35			Jacek Wszola	POL	Eberstadt	25 May 80
2.35			Dietmar Mögenburg	FRG	Rehlingen	26 May 80
2.36			Gerd Wessig	GDR	Moskva	1 Aug 80
2.37			Zhu Jianhua	CHN	Beijing	11 Jun 83
2.38			Zhu Jianhua	CHN	Shanghai	22 Sep 83
2.39			Zhu Jianhua	CHN	Eberstadt	10 Jun 84
2.40			Rudolf Povarnitsyn	URS	Donetsk	11 Aug 85
2.41			Igor Paklin	URS	Kobe	4 Sep 85
2.42			Patrik Sjöberg	SWE	Stockholm	30 Jun 87
2.43			Javier Sotomayor	CUB	Salamanca	8 Sep 88
2.44			Javier Sotomayor	CUB	San Juan/PUR	29 Jul 89
2.45			Javier Sotomayor	CUB	Salamanca	27 Jul 93
Pole Vault						76 ratified world records
4.02			Marc Wright	USA	Cambridge, Mass.	8 Jun 12
4.09			Frank Foss	USA	Antwerpen	20 Aug 20
4.12			Charles Hoff	NOR	København	3 Sep 22
4.21			Charles Hoff	NOR	København	22 Jul 23
4.23			Charles Hoff	NOR	Oslo	13 Aug 25
4.25			Charles Hoff	NOR	Turku	27 Sep 25
4.27			Sabin Carr	USA	Philadelphia	28 May 27
4.30			Lee Barnes	USA	Fresno	28 Apr 28
4.37			Bill Graber	USA	Palo Alto	16 Jul 32
4.39			Keith Brown	USA	Cambridge, Mass.	1 Jun 35
4.43			George Varoff	USA	Princeton	4 Jul 36
4.54			Bill Sefton	USA	Los Angeles	29 May 37
4.54			Earle Meadows	USA	Los Angeles	29 May 37
4.60			Cornelius Warmerdam	USA	Fresno	29 Jun 40
4.72			Cornelius Warmerdam	USA	Compton	6 Jun 41
4.77			Cornelius Warmerdam	USA	Modesto	23 May 42
4.78			Bob Gutowski	USA	Palo Alto	27 Apr 57
4.80			Don Bragg	USA	Palo Alto	2 Jul 60
4.83			George Davies	USA	Boulder	20 May 61
4.89			John Uelses	USA	Santa Barbara	31 Mar 62
4.93			Dave Tork	USA	Walnut	28 Apr 62
4.94			Pentti Nikula	FIN	Kauhava	22 Jun 62
5.00			Brian Sternberg	USA	Philadelphia	27 Apr 63
5.08			Brian Sternberg	USA	Compton	7 Jun 63
5.13			John Pennel	USA	London	5 Aug 63
5.20			John Pennel	USA	Coral Gables	24 Aug 63
5.23			Fred Hansen	USA	San Diego	13 Jun 64
5.28			Fred Hansen	USA	Los Angeles	25 Jul 64

MARK	NAME	COUNTRY	VENUE	DATE
5.32	Bob Seagren	USA	Fresno	14 May 66
5.34	John Pennel	USA	Los Angeles	23 Jul 66
5.36	Bob Seagren	USA	San Diego	10 Jun 67
5.38	Paul Wilson	USA	Bakersfield	23 Jun 67
5.41	Bob Seagren	USA	Echo Summit	12 Sep 68
5.44	John Pennel	USA	Sacramento	21 Jun 69
5.45	Wolfgang Nordwig	GDR	East Berlin	17 Jun 70
5.46	Wolfgang Nordwig	GDR	Torino	3 Sep 70
5.49	Hristos Papanikolaou	GRE	Pireás	24 Oct 70
5.51	Kjell Isaksson	SWE	Austin	8 Apr 72
5.54	Kjell Isaksson	SWE	Los Angeles	15 Apr 72
5.55	Kjell Isaksson	SWE	Helsingborg	12 Jun 72
5.63	Bob Seagren	USA	Eugene	2 Jul 72
5.65	Dave Roberts	USA	Gainesville	28 Mar 75
5.67	Earl Bell	USA	Wichita	29 May 76
5.70	Dave Roberts	USA	Eugene	22 Jun 76
5.72	Władysław Kozakiewicz	POL	Milano	11 May 80
5.75	Thierry Vigneron	FRA	Colombes	1 Jun 80
5.75	Thierry Vigneron	FRA	Lille	29 Jun 80
5.77	Philippe Houvion	FRA	Paris	17 Jul 80
5.78	Władysław Kozakiewicz	POL	Moskva	30 Jul 80
5.80	Thierry Vigneron	FRA	Mâcon	20 Jun 81
5.81	Vladimir Polyakov	URS	Tbilisi	26 Jun 81
5.82	Pierre Quinon	FRA	Köln	28 Aug 83
5.83	Thierry Vigneron	FRA	Roma	1 Sep 83
5.85	Sergey Bubka	URS	Bratislava	26 May 84
5.88	Sergey Bubka	URS	Paris	2 Jun 84
5.90	Sergey Bubka	URS	London	13 Jul 84
5.91	Thierry Vigneron	FRA	Roma	31 Aug 84
5.94	Sergey Bubka	URS	Roma	31 Aug 84
6.00	Sergey Bubka	URS	Paris	13 Jul 85
6.01	Sergey Bubka	URS	Moskva	8 Jul 86
6.03	Sergey Bubka	URS	Praha	23 Jun 87
6.05	Sergey Bubka	URS	Bratislava	9 Jun 88
6.06	Sergey Bubka	URS	Nice	10 Jul 88
6.07	Sergey Bubka	URS	Shizuoka	6 May 91
6.08	Sergey Bubka	URS	Moskva	9 Jun 91
6.09	Sergey Bubka	URS	Formia	8 Jul 91
6.10	Sergey Bubka	URS	Malmö	5 Aug 91
6.11	Sergey Bubka	EUN/UKR	Dijon	13 Jun 92
6.12	Sergey Bubka	EUN/UKR	Padova	30 Aug 92
6.13	Sergey Bubka	EUN/UKR	Tokyo	19 Sep 92
6.14	Sergey Bubka	UKR	Sestriere	31 Jul 94
6.16i	Renaud Lavillenie	FRA	Donetsk	15 Feb 14
6.17i	Armand Duplantis	SWE	Toruń	8 Feb 20
6.18i	Armand Duplantis	SWE	Glasgow	15 Feb 20
6.19i	Armand Duplantis	SWE	Beograd	7 Mar 22
6.20i	Armand Duplantis	SWE	Beograd	20 Mar 22

Long Jump**19 ratified world records**

7.61	Peter O'Connor	GBI	Dublin	5 Aug 01	
7.69	Ed Gourdin	USA	Cambridge, Mass.	23 Jul 21	
7.76	Robert LeGendre	USA	Colombes	7 Jul 24	
7.89	DeHart Hubbard	USA	Chicago	13 Jun 25	
7.90	Ed Hamm	USA	Cambridge, Mass.	7 Jul 28	
7.93	0.0	Silvio Cator	HAI	Colombes	9 Sep 28
7.98	0.5	Chuhei Nambu	JPN	Tokyo	27 Oct 31
8.13	1.5	Jesse Owens	USA	Ann Arbor	25 May 35
8.21	0.0	Ralph Boston	USA	Walnut	12 Aug 60
8.24	1.8	Ralph Boston	USA	Modesto	27 May 61
8.28	1.2	Ralph Boston	USA	Moskva	16 Jul 61
8.31	-0.1	Igor Ter-Ovanesyan	URS	Yerevan	10 Jun 62
8.33 ^[1]		Phil Shinnick	USA	Modesto	25 May 63
8.31	0.0	Ralph Boston	USA	Kingston	15 Aug 64
8.34	1.0	Ralph Boston	USA	Los Angeles	12 Sep 64
8.35	0.0	Ralph Boston	USA	Modesto	29 May 65
8.35	0.0	Igor Ter-Ovanesyan	URS	Ciudad de México	19 Oct 67
8.90	2.0	Bob Beamon	USA	Ciudad de México	18 Oct 68
8.95	0.3	Mike Powell	USA	Tokyo	30 Aug 91

1 Shinnick's mark was legally recognised as a world record in 2021, then added to the progressive list with no deletion of later marks

MARK	WIND	NAME	COUNTRY	VENUE	DATE
		Triple Jump	27 ratified world records		
15.52		Daniel Ahearn	USA	New York	30 May 11
15.52		Nick Winter	AUS	Colombes	12 Jul 24
15.58		Mikio Oda	JPN	Tokyo	27 Oct 31
15.72		Chuhei Nambu	JPN	Los Angeles	4 Aug 32
15.78		Jack Metcalfe	AUS	Sydney	14 Dec 35
16.00	0.6	Naoto Tajima	JPN	Berlin	6 Aug 36
16.00	1.6	Adhemar da Silva	BRA	São Paulo	3 Dec 50
16.01	1.2	Adhemar da Silva	BRA	Rio de Janeiro	30 Sep 51
16.12		Adhemar da Silva	BRA	Helsinki	23 Jul 52
16.22		Adhemar da Silva	BRA	Helsinki	23 Jul 52
16.23	1.5	Leonid Shcherbakov	URS	Moskva	19 Jul 53
16.56	0.2	Adhemar da Silva	BRA	Ciudad de México	16 Mar 55
16.59	1.0	Oleg Ryakhovskiy	URS	Moskva	28 Jul 58
16.70	0.0	Oleg Fedoseyev	URS	Nalchik	3 May 59
17.03	1.0	Józef Schmidt	POL	Olsztyn	5 Aug 60
17.10	0.0	Giuseppe Gentile	ITA	Ciudad de México	16 Oct 68
17.22	0.0	Giuseppe Gentile	ITA	Ciudad de México	17 Oct 68
17.23	2.0	Viktor Sanyeyev	URS	Ciudad de México	17 Oct 68
17.27	2.0	Nelson Prudêncio	BRA	Ciudad de México	17 Oct 68
17.39	2.0	Viktor Sanyeyev	URS	Ciudad de México	17 Oct 68
17.40	0.4	Pedro Pérez	CUB	Calí	5 Aug 71
17.44	-0.5	Viktor Sanyeyev	URS	Sukhumi	17 Oct 72
17.89	0.0	João Carlos de Oliveira	BRA	Ciudad de México	15 Oct 75
17.97	1.5	Willie Banks	USA	Indianapolis	16 Jun 85
17.98	1.8	Jonathan Edwards	GBR	Salamanca	18 Jul 95
18.16	1.3	Jonathan Edwards	GBR	Göteborg	7 Aug 95
18.29	1.3	Jonathan Edwards	GBR	Göteborg	7 Aug 95
		Shot Put	52 ratified world records		
15.54		Ralph Rose	USA	San Francisco	21 Aug 09
15.79		Emil Hirschfeld	GER	Breslau	6 May 28
15.87		John Kuck	USA	Amsterdam	29 Jul 28
16.04		Emil Hirschfeld	GER	Bochum	26 Aug 28
16.04		František Douđa	TCH	Brno	4 Oct 31
16.05		Zygmunt Heljasz	POL	Poznań	29 Jun 32
16.16		Leo Sexton	USA	Freeport	27 Aug 32
16.20		František Douđa	TCH	Praha	24 Sep 32
16.48		John Lyman	USA	Palo Alto	21 Apr 34
16.80		Jack Torrance	USA	Des Moines	27 Apr 34
16.89		Jack Torrance	USA	Milwaukee	30 Jun 34
17.40		Jack Torrance	USA	Oslo	5 Aug 34
17.68		Charles Fonville	USA	Lawrence	17 Apr 48
17.79		Jim Fuchs	USA	Oslo	28 Jul 49
17.82		Jim Fuchs	USA	Los Angeles	29 Apr 50
17.90		Jim Fuchs	USA	Visby	20 Aug 50
17.95		Jim Fuchs	USA	Eskilstuna	22 Aug 50
18.00		Parry O'Brien	USA	Fresno	9 May 53
18.04		Parry O'Brien	USA	Compton	5 Jun 53
18.42		Parry O'Brien	USA	Los Angeles	8 May 54
18.43		Parry O'Brien	USA	Los Angeles	21 May 54
18.54		Parry O'Brien	USA	Los Angeles	11 Jun 54
18.62		Parry O'Brien	USA	Salt Lake City	5 May 56
18.69		Parry O'Brien	USA	Los Angeles	15 Jun 56
19.06		Parry O'Brien	USA	Eugene	3 Sep 56
19.25		Parry O'Brien	USA	Los Angeles	1 Nov 56
19.25		Dallas Long	USA	Santa Barbara	28 Mar 59
19.30		Parry O'Brien	USA	Albuquerque	1 Aug 59
19.38		Dallas Long	USA	Los Angeles	5 Mar 60
19.45		Bill Nieder	USA	Palo Alto	19 Mar 60
19.67		Dallas Long	USA	Los Angeles	26 Mar 60
19.99		Bill Nieder	USA	Austin	2 Apr 60
20.06		Bill Nieder	USA	Walnut	12 Aug 60
20.08		Dallas Long	USA	Los Angeles	18 May 62
20.10		Dallas Long	USA	Los Angeles	4 Apr 64
20.20		Dallas Long	USA	Los Angeles	29 May 64
20.68		Dallas Long	USA	Los Angeles	25 Jul 64
21.52		Randy Matson	USA	College Station	8 May 65
21.78		Randy Matson	USA	College Station	22 Apr 67

MARK	WIND	NAME	COUNTRY	VENUE	DATE
21.82		Al Feuerbach	USA	San Jose	5 May 73
21.85		Terry Albritton	USA	Honolulu	21 Feb 76
22.00		Aleksandr Baryshnikov	URS	Colombes	10 Jul 76
22.15		Udo Beyer	GDR	Göteborg	6 Jul 78
22.22		Udo Beyer	GDR	Los Angeles	25 Jun 83
22.62		Ulf Timmermann	GDR	East Berlin	22 Sep 85
22.64		Udo Beyer	GDR	East Berlin	20 Aug 86
22.72		Alessandro Andrei	ITA	Viareggio	12 Aug 87
22.84		Alessandro Andrei	ITA	Viareggio	12 Aug 87
22.91		Alessandro Andrei	ITA	Viareggio	12 Aug 87
23.06		Ulf Timmermann	GDR	Haniá, Crete	22 May 88
23.12		Randy Barnes	USA	Los Angeles	20 May 90
23.37		Ryan Crouser	USA	Eugene	18 Jun 21

Discus Throw**42 ratified world records**

47.58		James Duncan	USA	New York	27 May 12
47.61		Thomas Lieb	USA	Chicago	14 Sep 24
47.89		Glenn Hartranft	USA	San Francisco	2 May 25
48.20		Bud Houser	USA	Palo Alto	3 Apr 26
49.90		Eric Krenz	USA	Palo Alto	9 Mar 29
51.03		Eric Krenz	USA	Palo Alto	17 May 30
51.73		Paul Jessup	USA	Pittsburgh	23 Aug 30
52.42		Harald Andersson	SWE	Oslo	25 Aug 34
53.10		Willi Schröder	GER	Magdeburg	28 Apr 35
53.26		Archie Harris	USA	Palo Alto	20 Jun 41
53.34		Adolfo Consolini	ITA	Milano	26 Oct 41
54.23		Adolfo Consolini	ITA	Milano	14 Apr 46
54.93		Bob Fitch	USA	Minneapolis	8 Jun 46
55.33		Adolfo Consolini	ITA	Milano	10 Oct 48
56.46		Fortune Gordien	USA	Lisboa	9 Jul 49
56.97		Fortune Gordien	USA	Hämeenlinna	14 Aug 49
57.93		Sim Iness	USA	Lincoln	20 Jun 53
58.10		Fortune Gordien	USA	Pasadena	11 Jul 53
59.28		Fortune Gordien	USA	Pasadena	22 Aug 53
59.91		Edmund Piatkowski	POL	Warszawa	14 Jun 59
59.91		Rink Babka	USA	Walnut	12 Aug 60
60.56		Jay Silvester	USA	Frankfurt-am-Main	11 Aug 61
60.72		Jay Silvester	USA	Bruxelles	20 Aug 61
61.10		Al Oerter	USA	Los Angeles	18 May 62
61.64		Vladimir Trusenyov	URS	Leningrad	4 Jun 62
62.45		Al Oerter	USA	Chicago	1 Jul 62
62.62		Al Oerter	USA	Walnut	27 Apr 63
62.94		Al Oerter	USA	Walnut	25 Apr 64
64.55		Ludvík Danek	TCH	Turnov	2 Aug 64
65.22		Ludvík Danek	TCH	Sokolov	12 Oct 65
66.54		Jay Silvester	USA	Modesto	25 May 68
68.40		Jay Silvester	USA	Reno	18 Sep 68
68.40		Ricky Bruch	SWE	Stockholm	5 Jul 72
68.48		John van Reenen	RSA	Stellenbosch	14 Mar 75
69.08		John Powell	USA	Long Beach	4 May 75
69.18		Mac Wilkins	USA	Walnut	24 Apr 76
69.80		Mac Wilkins	USA	San Jose	1 May 76
70.24		Mac Wilkins	USA	San Jose	1 May 76
70.86		Mac Wilkins	USA	San Jose	1 May 76
71.16		Wolfgang Schmidt	GDR	East Berlin	9 Aug 78
71.86		Yuriy Dumchev	URS	Moskva	29 May 83
74.08		Jürgen Schult	GDR	Neubrandenburg	6 Jun 86

Hammer Throw**45 ratified world records**

57.77		Pat Ryan	USA	New York	17 Aug 13
59.00		Erwin Blask	GER	Stockholm	27 Aug 38
59.02		Imre Németh	HUN	Tata	14 Jul 48
59.57		Imre Németh	HUN	Katowice	4 Sep 49
59.88		Imre Németh	HUN	Budapest	19 May 50
60.34		József Csermák	HUN	Helsinki	24 Jul 52
61.25		Sverre Strandli	NOR	Oslo	14 Sep 52
62.36		Sverre Strandli	NOR	Oslo	5 Sep 53
63.34		Mikhail Krivonosov	URS	Bern	29 Aug 54
64.05		Stanislav Nyenashev	URS	Baku	12 Dec 54

MARK	NAME	COUNTRY	VENUE	DATE
64.33	Mikhail Krivonosov	URS	Warszawa	4 Aug 55
64.52	Mikhail Krivonosov	URS	Beograd	19 Sep 55
65.85	Mikhail Krivonosov	URS	Nalchik	25 Apr 56
66.38	Mikhail Krivonosov	URS	Minsk	8 Jul 56
67.32	Mikhail Krivonosov	URS	Tashkent	22 Oct 56
68.54	Hal Connolly	USA	Los Angeles	2 Nov 56
68.68	Hal Connolly	USA	Bakersfield	20 Jun 58
70.33	Hal Connolly	USA	Walnut	12 Aug 60
70.67	Hal Connolly	USA	Palo Alto	21 Jul 62
71.06	Hal Connolly	USA	Ceres	29 May 65
71.26	Hal Connolly	USA	Walnut	20 Jun 65
73.74	Gyula Zsivótzky	HUN	Debrecen	4 Sep 65
73.76	Gyula Zsivótzky	HUN	Budapest	14 Sep 68
74.52	Romuald Klim	URS	Budapest	15 Jun 69
74.68	Anatoliy Bondarchuk	URS	Pireás	20 Sep 69
75.48	Anatoliy Bondarchuk	URS	Rovno	12 Oct 69
76.40	Walter Schmidt	FRG	Lahr	4 Sep 71
76.60	Reinhard Theimer	GDR	Leipzig	4 Jul 74
76.66	Aleksey Spiridonov	URS	München	11 Sep 74
76.70	Karl-Hans Riehm	FRG	Rehlingen	19 May 75
77.56	Karl-Hans Riehm	FRG	Rehlingen	19 May 75
78.50	Karl-Hans Riehm	FRG	Rehlingen	19 May 75
79.30	Walter Schmidt	FRG	Frankfurt-am-Main	14 Aug 75
80.14	Boris Zaychuk	URS	Moskva	9 Jul 78
80.32	Karl-Hans Riehm	FRG	Heidenheim	6 Aug 78
80.38	Yuriy Sedykh	URS	Leselidze	16 May 80
80.46	Jüri Tamm	URS	Leselidze	16 May 80
80.64	Yuriy Sedykh	URS	Leselidze	16 May 80
81.66	Sergey Litvinov	URS	Sochi	24 May 80
81.80	Yuriy Sedykh	URS	Moskva	31 Jul 80
83.98	Sergey Litvinov	URS	Moskva	4 Jun 82
84.14	Sergey Litvinov	URS	Moskva	21 Jun 83
86.34	Yuriy Sedykh	URS	Cork	3 Jul 84
86.66	Yuriy Sedykh	URS	Tallinn	22 Jun 86
86.74	Yuriy Sedykh	URS	Stuttgart	30 Aug 86

Javelin Throw**46 ratified world records**

62.32	Eric Lemming	SWE	Stockholm	29 Sep 12
66.10	Jonni Myyrä	FIN	Stockholm	24 Aug 19
66.62	Gunnar Lindström	SWE	Eksjö	12 Oct 24
69.88	Eino Penttilä	FIN	Viipuri	8 Oct 27
71.01	Erik Lundqvist	SWE	Stockholm	15 Aug 28
71.57	Matti Järvinen	FIN	Viipuri	8 Aug 30
71.70	Matti Järvinen	FIN	Tampere	17 Aug 30
71.88	Matti Järvinen	FIN	Vaasa	31 Aug 30
72.93	Matti Järvinen	FIN	Viipuri	14 Sep 30
74.02	Matti Järvinen	FIN	Turku	27 Jun 32
74.28	Matti Järvinen	FIN	Mikkeli	25 May 33
74.61	Matti Järvinen	FIN	Vaasa	7 Jun 33
76.10	Matti Järvinen	FIN	Helsinki	15 Jun 33
76.66	Matti Järvinen	FIN	Torino	7 Sep 34
77.23	Matti Järvinen	FIN	Helsinki	18 Jun 36
77.87	Yrjö Nikkanen	FIN	Karhula	25 Aug 38
78.70	Yrjö Nikkanen	FIN	Kotka	16 Oct 38
80.41	Bud Held	USA	Pasadena	8 Aug 53
81.75	Bud Held	USA	Modesto	21 May 55
83.56	Soini Nikkinen	FIN	Kuhmoinen	24 Jun 56
83.66	Janusz Sidło	POL	Milano	30 Jun 56
85.71	Egil Danielsen	NOR	Melbourne	26 Nov 56
86.04	Al Cantello	USA	Compton	5 Jun 59
86.74	Carlo Lievore	ITA	Milano	1 Jun 61
87.12	Terje Pedersen	NOR	Oslo	1 Jul 64
91.72	Terje Pedersen	NOR	Oslo	2 Sep 64
91.98	Jānis Lūsis	URS	Saarijärvi	23 Jun 68
92.70	Jorma Kinnunen	FIN	Tampere	18 Jun 69
93.80	Jānis Lūsis	URS	Stockholm	6 Jul 72
94.08	Klaus Wolfermann	FRG	Leverkusen	5 May 73
94.58	Miklós Németh	HUN	Montréal	26 Jul 76
96.72	Ferenc Paragi	HUN	Tata	23 Apr 80

MARK	NOTE	NAME	COUNTRY	VENUE	DATE
99.72		Tom Petranoff	USA	Los Angeles	15 May 83
104.80		Uwe Hohn	GDR	East Berlin	20 Jul 84
<i>New specification introduced in 1986</i>					
85.74		Klaus Tafelmeier	FRG	Como	21 Sep 86
87.66		Jan Železný	TCH	Nitra	31 May 87
89.10		Patrik Bodén	SWE	Austin	24 Mar 90
89.58		Steve Backley	GBR	Stockholm	2 Jul 90
89.66		Jan Železný	TCH	Oslo	14 Jul 90
90.98		Steve Backley	GBR	London	20 Jul 90
91.98		Seppo Rätty	FIN	Shizuoka	6 May 91
96.96		Seppo Rätty	FIN	Punkalaidun	2 Jun 91
<i>Javelins with serrated tails outlawed by World Athletics in 1991, record reverted to 89.58 Backley as above</i>					
91.46		Steve Backley	GBR	North Shore City	25 Jan 92
95.54		Jan Železný	CZE	Pietersburg	6 Apr 93
95.66		Jan Železný	CZE	Sheffield	29 Aug 93
98.48		Jan Železný	CZE	Jena	25 May 96

Decathlon**38 ratified world records**

The first score given is that computed using the tables in use at the time of the performance. The second is based on the tables currently in use (from 1985)

7485.61	6087	Aleksander Klumberg	EST	Helsinki	17 Sep 22
7710.775	6476	Harold Osborn	USA	Colombes	12 Jul 24
7820.93	6460	Paavo Yrjölä	FIN	Viipuri	18 Jul 26
7995.19	6566	Paavo Yrjölä	FIN	Helsinki	17 Jul 27
8053.29	6587	Paavo Yrjölä	FIN	Amsterdam	4 Aug 28
8255.475	6865	Akilles Järvinen	FIN	Viipuri	20 Jul 30
8462.235	6736	Jim Bausch	USA	Los Angeles	6 Aug 32
8790.46	7147	Hans-Heinrich Sievert	GER	Hamburg	8 Jul 34
7900	7254	Glenn Morris	USA	Berlin	8 Aug 36
8042	7287	Bob Mathias	USA	Tulare	30 Jun 50
7887	7592	Bob Mathias	USA	Helsinki	26 Jul 52
7985	7608	Rafer Johnson	USA	Kingsburg	11 Jun 55
8014	7653	Vasiliy Kuznetsov	URS	Krasnodar	18 May 58
8302	7989	Rafer Johnson	USA	Moskva	28 Jul 58
8357	7839	Vasiliy Kuznetsov	URS	Moskva	17 May 59
8683	7981	Rafer Johnson	USA	Eugene	9 Jul 60
9121	8010	Yang Chuan-Kwang	TPE	Walnut	28 Apr 63
8230	8120	Russ Hodge	USA	Los Angeles	24 Jul 66
8319	8235	Kurt Bendlin	FRG	Heidelberg	14 May 67
8417	8310	Bill Toomey	USA	Los Angeles	11 Dec 69
8454	8466	Nikolay Avilov	URS	München	8 Sep 72
8524	8420	Bruce Jenner	USA	Eugene	10 Aug 75
8538	8454	Bruce Jenner	USA	Eugene	26 Jun 76
8618	8634	Bruce Jenner	USA	Montréal	30 Jul 76
8622	8648	Daley Thompson	GBR	Götzis	18 May 80
8649	8667	Guido Kratschmer	FRG	Bernhausen	15 Jun 80
8704	8730	Daley Thompson	GBR	Götzis	23 May 82
8723	8741	Jürgen Hingsen	FRG	Ulm	15 Aug 82
8743	8774	Daley Thompson	GBR	Athína	8 Sep 82
8779	8825	Jürgen Hingsen	FRG	Bernhausen	5 Jun 84
8798	8832	Jürgen Hingsen	FRG	Mannheim	9 Jun 84
8798	8847	Daley Thompson	GBR	Los Angeles	9 Aug 84
8891		Dan O'Brien	USA	Talence	5 Sep 92
8994		Tomáš Dvořák	CZE	Praha	4 Jul 99
9026		Roman Šebrle	CZE	Götzis	27 May 01
9039		Ashton Eaton	USA	Eugene	23 Jun 12
9045		Ashton Eaton	USA	Beijing	29 Aug 15
9126		Kevin Mayer	FRA	Talence	16 Sep 18

20,000 Metres Track Walk**26 ratified world records**

1:39:22.0		Niels Petersen	DEN	København	30 Jun 18
1:39:20.4		Armando Valente	ITA	Bologna	2 Dec 26
1:38:53.2		Attilio Callegari	ITA	Milano	26 Dec 26
1:37:42.2		Donato Pavesi	ITA	Milano	23 Oct 27
1:36:34.4		Armando Valente	ITA	Genova	25 Oct 30
1:34:26.0		Jānis Daliņš	LAT	Riga	1 Jun 33
1:32:28.4		John Mikaelsson	SWE	Växjö	12 Jul 42
1:30:26.4		Josef Doležal	TCH	Stará Boleslav	1 Nov 53
1:30:02.8		Vladimir Golubnichiy	URS	Kyiv	2 Oct 55

MARK	NOTE	NAME	COUNTRY	VENUE	DATE
1:28:45.2		Leonid Spirin	URS	Kyiv	13 Jun 56
1:27:58.2		Mikhail Lavrov	URS	Moskva	13 Aug 56
1:27:38.6		Grigoriy Panichkin	URS	Stalinabad	9 May 58
1:27:05.0		Vladimir Golubnichiy	URS	Simferopol	23 Sep 58
1:26:45.8		Gennadiy Agapov	URS	Simferopol	6 Apr 69
1:25:50.0		Peter Frenkel	GDR	Erfurt	4 Jul 70
1:25:19.4		Peter Frenkel	GDR	Erfurt	24 Jun 72
1:25:19.4		Hans-Georg Reimann	GDR	Erfurt	24 Jun 72
1:24:45.0		Bernd Kannenberg	FRG	Hamburg	25 May 74
1:23:31.9		Daniel Bautista	MEX	Bergen	14 May 77
1:22:59.4		Anatoliy Solomin	URS	Alushta	26 Apr 79
1:22:19.4		Gérard Lélièvre	FRA	Epinay-sur-Seine	29 Apr 79
1:20:58.6		Domingo Colin	MEX	Bergen	26 May 79
1:20:06.8		Daniel Bautista	MEX	Montréal	17 Oct 79
1:18:40.0		Ernesto Canto	MEX	Bergen	5 May 84
1:18:35.2		Stefan Johansson	SWE	Bergen	15 May 92
1:17:25.6		Bernardo Segura	MEX	Bergen	7 May 94

30,000 Metres Track Walk**18 ratified world records***This event is to be deleted from the list of world records upon ratification of the initial record for 35,000m:*

2:37:18.2+		Hermann Müller	GER	München	11 Sep 21
2:30:33.6		Hermann Schmidt	GER	Hamburg	27 Apr 41
2:28:57.4+		Harry Olsson	SWE	Borås	15 Aug 43
2:27:46.6		Sándor László	HUN	Budapest	18 May 52
2:27:42.0		John Ljunggren	SWE	Värnamo	3 Aug 52
2:21:38.6		Josef Doležal	TCH	Praha	12 Oct 52
2:20:40.2		Anatoliy Vedyakov	URS	Moskva	7 Oct 55
2:19:43.0+		Anatoliy Vedyakov	URS	Moskva	23 Aug 58
2:17:16.8		Anatoliy Yegorov	URS	Leningrad	15 Jul 59
2:15:16.0		Christoph Höhne	GDR	East Berlin	11 Apr 71
2:14:45.6		Karl-Heinz Stadtmüller	GDR	East Berlin	16 Apr 72
2:14:21.2		Peter Frenkel	GDR	East Berlin	14 Apr 74
2:12:58.0		Bernd Kannenberg	FRG	Kassel	11 May 74
2:11:53.4		Raúl González	MEX	Førde	19 May 78
2:08:00.0		José Marin	ESP	Barcelona	8 Apr 79
2:04:55.5		Guillaume LeBlanc	CAN	Sept-Iles	16 Jun 90
2:03:56.5		Thierry Toutain	FRA	Héricourt	24 Mar 91
2:01:44.1		Maurizio Damilano	ITA	Cuneo	3 Oct 92

35,000 Metres Track Walk**No ratified world records***The initial World Athletics world record in this event is to be set and recognised only after January 1, 2023, with a minimum standard of 2:22:00. The fastest on record has been:*

2:31:10.5		German Skurygin	RUS	Izhevsk	9 Sep 01
-----------	--	-----------------	-----	---------	----------

50,000 Metres Track Walk**20 ratified world records**

4:32:52.0		John Ljunggren	SWE	Gislaved	29 Jul 51
4:31:21.6		Antal Róka	HUN	Budapest	1 Jun 52
4:29:58.0		John Ljunggren	SWE	Fristad	8 Aug 53
4:27:28.4		Ladislav Moc	TCH	Znojmo	13 Oct 55
4:26:05.2		Milan Skřont	TCH	Krnov	30 Apr 56
4:21:07.0		Ladislav Moc	TCH	Praha	21 Jun 56
4:16:08.6		Sergey Lobastov	URS	Moskva	23 Aug 58
4:14:02.4		Abdon Pamich	ITA	Roma	19 Nov 61
4:10:51.8		Christoph Höhne	GDR	Potsdam	16 May 65
4:08:05.0		Christoph Höhne	GDR	East Berlin	18 Oct 69
4:04:19.8		Peter Selzer	GDR	Naumburg	3 Oct 71
4:03:42.6		Veniamin Soldatenko	URS	Moskva	5 Oct 72
4:00:27.2		Gerhard Weidner	FRG	Hamburg	8 Apr 73
3:56:51.4		Bernd Kannenberg	FRG	Nerviano	16 Nov 75
3:52:23.5		Raúl González	MEX	Førde	19 May 78
3:41:38.4		Raúl González	MEX	Bergen	25 May 79
3:41:28.2		René Piller	FRA	Bergen	7 May 94
3:40:57.9		Thierry Toutain	FRA	Héricourt	29 Sep 96
3:35:27.2	3:35:27.20	Yohan Diniz	FRA	Reims	12 Mar 11

MARK	NAME	COUNTRY	VENUE	DATE
4 x 100 Metres Relay				36 ratified world records
<i>y denotes time for 4 x 110 Yards Relay (402.34m) which was also ratified as a record for this event</i>				
<i>In June 2022 it was clarified that 37.31 Jamaica Berlin 22 Aug 09 is not formally recognised as a world record, despite the annulment through doping of the original record at that time, 37.10 Jamaica Beijing 23 Aug 08</i>				
42.3	Germany	GER	Stockholm	8 Jul 12
42.2	United States	USA	Antwerpen	22 Aug 20
42.0	Great Britain & NI	GBR	Colombes	12 Jul 24
42.0	Netherlands	NED	Colombes	12 Jul 24
41.0	United States	USA	Colombes	13 Jul 24
41.0y	Newark AC	USA	Lincoln	4 Jul 27
41.0	Eintracht Frankfurt	GER	Halle	10 Jun 28
41.0	United States	USA	Amsterdam	5 Aug 28
40.8	Germany	GER	Berlin	2 Sep 28
40.8	SC Charlottenburg	GER	Breslau	22 Jul 29
40.8y	University of Southern California	USA	Fresno	9 May 31
40.6	Germany	GER	Kassel	14 Jun 32
40.0	40.10 United States	USA	Los Angeles	7 Aug 32
39.8	United States	USA	Berlin	9 Aug 36
39.5	39.60 United States	USA	Melbourne	1 Dec 56
39.5	Germany	FRG	Köln	29 Aug 58
39.5	39.61 Germany	FRG	Roma	7 Sep 60
39.5	39.66 Germany	FRG	Roma	8 Sep 60
39.1	United States	USA	Moskva	15 Jul 61
39.0	39.06 United States	USA	Tokyo	21 Oct 64
38.6y	University of Southern California	USA	Provo	17 Jun 67
38.6	38.65 Jamaica	JAM	Ciudad de México	19 Oct 68
38.3	38.39 Jamaica	JAM	Ciudad de México	19 Oct 68
38.2	38.24 United States	USA	Ciudad de México	20 Oct 68
38.2	38.19 United States	USA	München	10 Sep 72
<i>Progression of automatically-timed records following the first such ratified mark, 38.19 USA as above:</i>				
38.03	United States	USA	Düsseldorf	3 Sep 77
37.86	United States	USA	Helsinki	10 Aug 83
37.83	United States	USA	Los Angeles	11 Aug 84
37.79	France	FRA	Split	1 Sep 90
37.79	Santa Monica Track Club	USA	Monaco	3 Aug 91
37.67	United States 1	USA	Zürich	7 Aug 91
37.50	United States	USA	Tokyo	1 Sep 91
37.40	United States	USA	Barcelona	8 Aug 92
37.40	United States	USA	Stuttgart	21 Aug 93
37.04	Jamaica	JAM	Daegu	4 Sep 11
36.84	Jamaica	JAM	London	11 Aug 12

4 x 200 Metres Relay 21 ratified world records

y denotes time for 4 x 220 Yards Relay which was also ratified as a record for this event

1:36.0	AIK Stockholm	SWE	Stockholm	13 Sep 08
1:27.8y	University of Pennsylvania	USA	Philadelphia	7 Jun 19
1:27.4y	New York AC	USA	Pasadena	5 Jul 21
1:25.8y	University of Southern California	USA	Los Angeles	14 May 27
1:25.0y	Palo Alto University	USA	Fresno	15 May 37
1:24.4y	University of Southern California	USA	Fresno	14 May 49
1:24.0y	University of Southern California	USA	Los Angeles	20 May 49
1:24.0y	Abilene Christian College	USA	Modesto	26 May 56
1:23.8y	United States	USA	Sydney	5 Dec 56
1:22.7y	University of Texas	USA	Austin	5 Apr 57
1:22.6y	Abilene Christian College	USA	Modesto	31 May 58
1:22.1y	San Jose State College	USA	Fresno	13 May 67
1:21.7y	Texas A&M University	USA	Des Moines	24 Apr 70
1:21.5	Italy	ITA	Barletta	21 Jul 72
1:21.5	University of Tennessee	USA	Philadelphia	24 Apr 76
1:21.4	Arizona State University	USA	Philadelphia	30 Apr 77
1:20.3	University of Southern California	USA	Tempe	27 May 78
1:19.38	Santa Monica Track Club	USA	Koblenz	23 Aug 89
1:19.11	Santa Monica Track Club	USA	Philadelphia	25 Apr 92
1:18.68	Santa Monica Track Club	USA	Walnut	17 Apr 94
1:18.63	Jamaica	JAM	Nassau	24 May 14

MARK	AUTO	NAME	COUNTRY	VENUE	DATE
4 x 400 Metres Relay					15 ratified world records
<i>y denotes time for 4 x 440 Yards Relay which was also ratified as a record for this event</i>					
3:18.2y		Irish-American AC	USA	New York	4 Sep 11
3:16.6		United States	USA	Stockholm	15 Jul 12
3:16.0		United States	USA	Colombes	13 Jul 24
3:14.2		United States	USA	Amsterdam	5 Aug 28
3:13.4y		United States	USA	London	11 Aug 28
3:12.6y		Palo Alto University	USA	Fresno	8 May 31
3:08.2		United States	USA	Los Angeles	7 Aug 32
3:03.9	3:04.04	Jamaica	JAM	Helsinki	27 Jul 52
3:02.2	3:02.37	United States	USA	Roma	8 Sep 60
3:00.7		United States	USA	Tokyo	21 Oct 64
2:59.6		United States	USA	Los Angeles	24 Jul 66
2:56.1	2:56.16	United States	USA	Ciudad de México	20 Oct 68
2:56.16		United States	USA	Seoul	1 Oct 88
2:55.74		United States	USA	Barcelona	8 Aug 92
2:54.29		United States	USA	Stuttgart	22 Aug 93

4 x 800 Metres Relay					15 ratified world records
<i>y denotes time for 4 x 880 Yards Relay which was also ratified as a record for this event</i>					
7:41.4y		Boston AA	USA	Philadelphia	6 Jul 26
7:35.8y		United States	USA	London	15 Aug 36
7:34.5y		University of California	USA	Los Angeles	24 May 41
7:30.4		Germany	GER	Braunschweig	23 Aug 41
7:29.0		Sweden	SWE	Stockholm	13 Sep 46
7:28.0		ÚDA Praha	TCH	Stará Boleslav	29 Jul 53
7:27.3y		Fordham University	USA	Los Angeles	21 May 54
7:26.8		Soviet Army Team	URS	Kyiv	25 Jul 54
7:26.4		ZSKA Moskva	URS	Riga	1 Aug 55
7:15.8		Belgium	BEL	Bruxelles	8 Aug 56
7:08.6		FR of Germany	FRG	Wiesbaden	13 Aug 66
7:08.1		USSR	URS	Podolsk	13 Aug 78
7:03.89		Great Britain & NI	GBR	London	30 Aug 82
7:02.43		Kenya	KEN	Bruxelles	25 Aug 06

Distance Medley Relay (1200m / 400m / 800m / 1600m)					1 ratified world record
9:15.50		United States	USA	Nassau	3 May 15

4 x 1500 Metres Relay					20 ratified world records
16:40.2		IK Göta Stockholm	SWE	Stockholm	12 Aug 19
16:37.0		IF Linnéa Stockholm	SWE	Norrköping	2 Aug 25
16:26.2		Turun Urheiluliitto Turku	FIN	Stockholm	12 Jul 26
16:11.4		Turun Urheiluliitto Turku	FIN	Viipuri	17 Jul 26
15:55.6		Great Britain & NI	GBR	Köln	30 Aug 31
15:54.8		Finland	FIN	Göteborg	17 Sep 39
15:42.0		Brandkärens IK Stockholm	SWE	Göteborg	3 Aug 41
15:38.6		Malmö AI	SWE	Norrköping	29 Jul 45
15:34.6		Gefle IF	SWE	Karlstad	27 Jul 47
15:30.2		Gefle IF	SWE	Gävle	3 Jul 49
15:29.2		Hungary	HUN	Budapest	23 Sep 53
15:27.2		Great Britain & NI	GBR	London	23 Sep 53
15:21.2		Honvéd Budapest	HUN	Budapest	14 Jul 54
15:14.8		Honvéd Budapest	HUN	Budapest	29 Sep 55
15:11.4		German Democratic Republic	GDR	Poznan	9 Aug 58
15:04.2		France	FRA	Versailles	28 Jun 61
14:58.0		German Democratic Republic	GDR	Potsdam	23 Jul 63
14:49.0		France	FRA	Saint Maur	25 Jun 65
14:38.8		FR of Germany	FRG	Köln	17 Aug 77
14:36.23		Kenya	KEN	Bruxelles	4 Sep 09
14:22.22		Kenya	KEN	Nassau	25 May 14

Universal (Mixed) 4 x 400 Metres Relay

See page 874

MARK	NOTE	NAME	COUNTRY	VENUE	DATE
------	------	------	---------	-------	------

Road events – world bests and world records

These were accepted by World Athletics as world bests from January 1, 2003 and world records from January 1, 2004. From November 1, 2017 a number of distances were dismissed and the 5km added with marks in that event, only considered from 2018. The 50km run and 35km walk were added to the world record roster from November 1, 2021 with the first records considered respectively from 2022 and 2023.

Shown here are the progressions of world bests prior to official acceptance. The records ratified by World Athletics are shown in bold.

Unratified marks are shown in light and are indented if set on aided courses not fulfilling the criteria specified in Competition Rule 31.21.2 (separation between start and finish points should not be more than 50% of race distance) or 31.21.3 (the decrease in elevation should not be greater than one in a thousand). + denotes marks set en route to longer distances.

5 Kilometres

7 ratified world records

14:19	14:19.0	Luigi Conti	ITA	Bologna	23 Sep 60
13:56		Carlos Lopes	POR	Seia	18 Feb 73
13:31		Mike McLeod	GBR	Newcastle	4 Apr 84
13:31	13:30.2	Steve Scott	USA	Carlsbad	27 Mar 88
13:26		Yobes Ondieki	KEN	Carlsbad	2 Apr 89
13:12		William Mutwol	KEN	Carlsbad	29 Mar 92
13:00	12:59.5	Sammy Kipketer	KEN	Carlsbad	26 Mar 00
13:00	12:59.6	Sammy Kipketer	KEN	Carlsbad	1 Apr 01

Marks from World Athletics period of consideration:

13:30		Bernard Lagat Kibet	KEN	Praha	8 Sep 18
13:30		Bernard Kimeli	KEN	Praha	8 Sep 18
13:29		Julien Wanders	SUI	Monaco	17 Feb 19
13:29		Edward Cheserek	KEN	Carlsbad	7 Apr 19
13:23+		Bravin Kipkoge	KEN	Prague	7 Sep 19
13:23+		Geoffrey Koech	KEN	Prague	7 Sep 19
13:23+		Shadrack Koech	KEN	Prague	7 Sep 19
13:23+		Benard Kimeli	KEN	Prague	7 Sep 19
13:23+		Mathew Kimeli	KEN	Prague	7 Sep 19
13:22		Robert Keter	KEN	Lille	9 Nov 19
13:18		Rhonex Kipruto	KEN	Valencia	12 Jan 20
12:51		Joshua Cheptegei	UGA	Monaco	16 Feb 20
12:49		Berihu Aregawi	ETH	Barcelona	31 Dec 21

10 Kilometres

5 ratified world records

29:57+		Derek Clayton	AUS	Fukuoka	3 Dec 67
30:07		George Stewart	USA	Tulsa	9 Oct 71
29:37		Stanislav Hoffman	CZE	Praha	22 Sep 74
29:14		Don Kardong	USA	Atlanta	4 Jul 76
28:35		Bill Rodgers	USA	Birmingham	20 Nov 76
28:03		Craig Virgin	USA	Eugene	12 Mar 78
28:24		Greg Meyer	USA	Boston	23 Jun 79
28:00	27:59.3	Matthews Motswarateu	RSA	Purchase	4 Oct 80
27:55		Mike Musyoki	KEN	New Orleans	5 Apr 81
27:49		Mike Musyoki	KEN	New Orleans	4 Apr 82
27:43		Zakariah Barie	TAN	Phoenix	3 Mar 84
27:23	27:22.6	Mark Nenow	USA	New Orleans	1 Apr 84
27:41		Arturo Barrios	MEX	Phoenix	1 Mar 86
27:40		Addis Abebe	ETH	Jakarta	24 Jan 93
27:37		Tendai Chimusasa	ZIM	Wurzburg	25 Apr 93
27:34		William Sigei	KEN	Dongio	4 Apr 94
27:34		Haile Gebrselassie	ETH	Dongio	4 Apr 94
27:24		William Sigei	KEN	New Orleans	16 Apr 94
27:20		Joseph Kimani	KEN	Cleveland	5 May 96
27:04		Joseph Kimani	KEN	Atlanta	4 Jul 96
27:18		Sammy Kipketer	KEN	Brunssum	8 Apr 01
27:11	27:10.3	Sammy Kipketer	KEN	New Orleans	30 Mar 02
27:02		Haile Gebrselassie	ETH	Doha	11 Dec 02
26:54		Eliud Kipchoge	KEN	Madrid	31 Dec 06
26:54		Zersenay Tadese	ERI	Madrid	31 Dec 06
27:01	27:00.5	Micah Kogo	KEN	Brunssum	29 Mar 09
26:44	26:43.7	Leonard Komon	KEN	Utrecht	26 Sep 10
26:41		Jacob Kiplimo	ERI	Madrid	31 Dec 18
26:38		Joshua Cheptegei	UGA	Valencia	1 Dec 19
26:24		Rhonex Kipruto	KEN	Valencia	12 Jan 20

MARK	NOTE	NAME	COUNTRY	VENUE	DATE
Half Marathon					8 ratified world records
65:44		Ron Hill	GBR	Freckleton	19 Jun 65
65:42		Pete Ravald	GBR	Freckleton	18 Jun 66
64:28+		Abebe Bikila	ETH	Tokyo	21 Oct 64
63:22+		Derek Clayton	AUS	Fukuoka	3 Dec 67
64:45		Ron Hill	GBR	Freckleton	21 Jun 69
63:53		Derek Graham	GBR	Belfast	2 May 07
63:46		Juan Rafael Angel Perez	CRC	Coamo	8 Feb 76
63:46		José Reveyn	BEL	Den Haag	27 Mar 76
62:57	62:56.3	Miruts Yifter	ETH	Coamo	6 Feb 77
62:47		Tony Simmons	GBR	Welwyn Garden City	24 Jun 78
62:36		Nick Rose	GBR	Dayton	14 Oct 79
62:32		Kirk Pfeffer	USA	Las Vegas	7 Dec 79
62:16		Stan Mavis	USA	New Orleans	27 Jan 80
61:47		Herb Lindsay	USA	Manchester, VT	20 Sep 81
61:36		Mike Musyoki	KEN	Philadelphia	19 Sep 82
61:32		Paul Cummings	USA	Dayton	25 Sep 83
61:14		Steve Jones	GBR	Birmingham	11 Aug 85
60:55		Mark Curp	USA	Philadelphia	15 Sep 85
60:43		Mike Musyoki	KEN	South Shields	8 Jun 86
60:10		Matthews Temane	RSA	East London	25 Jul 87
60:06		Steve Moneghetti	AUS	Tokyo	24 Jan 93
59:47		Moses Tanui	KEN	Milano	3 Apr 93
59:43		Antonio Pinto	POR	Lisboa	15 Mar 98
59:17		Paul Tergat	KEN	Milano	4 Apr 98
59:06		Paul Tergat	KEN	Lisboa	26 Mar 00
59:16		Samuel Wanjiru	KEN	Rotterdam	11 Sep 05
59:05		Zersenay Tadese	ERI	South Shields	18 Sep 05
58:55		Haile Gebrselassie	ETH	Tempe	15 Jan 06
58:53		Samuel Wanjiru	KEN	R'as Al Khaimah	9 Feb 07
58:33		Samuel Wanjiru	KEN	Den Haag	17 Mar 07
58:23		Zersenay Tadese	ERI	Lisboa	21 Mar 10
58:01		Geoffrey Kamworor	KEN	København	15 Sep 19
57:32		Kibiwott Kandie	KEN	Valencia	6 Dec 20
57:31		Jacob Kiplimo	UGA	Lisboa	14 Nov 01
Marathon					8 ratified world records
2:55:18.4		John Hayes	USA	London	24 Jul 08
2:52:45.4		Robert Fowler	USA	Yonkers	1 Jan 09
2:46:52.8		James Clark	USA	New York	12 Feb 09
2:42:31.0		Henry Barrett	GBR	London	8 May 09
2:40:34.2		Thure Johansson	SWE	Stockholm	31 Aug 09
2:38:16.2+		Harry Green	GBR	London	12 May 13
2:36:06.6		Alexis Ahlgren	SWE	London	31 May 13
2:32:35.8		Hannes Kolehmainen	FIN	Antwerpen	22 Aug 20
2:29:01.8		Albert Michelsen	USA	Port Chester	12 Oct 25
2:27:49.0		Fusashige Suzuki	JPN	Tokyo	31 Mar 35
2:26:44.0		Yasuo Ikenaka	JPN	Tokyo	3 Apr 35
2:26:42		Kitei Son/Sohn Kee Chung	JPN/KOR	Tokyo	3 Nov 35
2:25:39		Yun Bok Suh	KOR	Boston	19 Apr 47
2:20:42.2		Jim Peters	GBR	Chiswick	14 Jun 52
2:18:40.4		Jim Peters	GBR	Chiswick	13 Jun 53
2:18:34.8		Jim Peters	GBR	Turku	4 Oct 53
2:17:39.4		Jim Peters	GBR	Chiswick	26 Jun 54
2:15:17.0		Sergey Popov	URS	Stockholm	24 Aug 58
2:15:16.2		Abebe Bikila	ETH	Roma	10 Sep 60
2:15:15.8		Toru Terasawa	JPN	Beppu	17 Feb 63
2:14:28		Buddy Edelen	USA	Chiswick	15 Jun 63
2:13:55		Basil Heatley	GBR	Chiswick	13 Jun 64
2:12:11.2		Abebe Bikila	ETH	Tokyo	21 Oct 64
2:12:00		Morio Shigematsu	JPN	Chiswick	12 Jun 65
2:09:36.4		Derek Clayton	AUS	Fukuoka	3 Dec 67
2:08:33.6		Derek Clayton	AUS	Antwerpen	30 May 69
2:08:18		Rob de Castella	AUS	Fukuoka	6 Dec 81
2:08:05		Steve Jones	GBR	Chicago	21 Oct 84
2:07:12		Carlos Lopes	POR	Rotterdam	20 Apr 85
2:06:50		Belayneh Dinsamo	ETH	Rotterdam	17 Apr 88
2:06:05		Ronaldo da Costa	BRA	Berlin	20 Sep 98
2:05:42		Khalid Khannouchi	MAR	Chicago	24 Oct 99

MARK	NOTE	NAME	COUNTRY	VENUE	DATE
2:05:38	2:05:37.8	Khalid Khannouchi	USA	London	14 Apr 02
2:04:55		Paul Tergat	KEN	Berlin	28 Sep 03
2:04:26		Haile Gebrselassie	ETH	Berlin	30 Sep 07
2:03:59	2:03:58.2	Haile Gebrselassie	ETH	Berlin	28 Sep 08
	2:03:02	Geoffrey Mutai	KEN	Boston	18 Apr 11
2:03:38		Patrick Makau	KEN	Berlin	25 Sep 11
2:03:23	2:03:22.2	Wilson Kipsang	KEN	Berlin	29 Sep 13
2:02:57	2:02:56.4	Dennis Kimetto	KEN	Berlin	28 Sep 14
2:01:39		Eliud Kipchoge	KEN	Berlin	16 Sep 18

50 Kilometres**1 ratified world record (plus 1 awaiting ratification)**

2:42:07		Ketema Negasa	ETH	Gqeberha	23 May 21
2:40:13	awaiting ratification	Stephen Mokaka	RSA	Gqeberha	6 Mar 22

100 Kilometres**2 ratified world records**

6:13:33		Takahiro Sunada	JPN	Yubetsu	21 Jun 98
6:09:14		Nao Kazami	JPN	Lake Saroma	24 Jun 18

20 Kilometres Road Walk**4 ratified world records**


1:38:43		Hermann Müller	GER	Berlin	4 Oct 11
1:37:57		Emile Anthoine	FRA	Paris	13 Jul 13
1:34:15		Václav Balšán	TCH	Cesky Brod	13 Aug 33
1:33:25		Fritz Bleiweiss	GER	Fürstenwalde	7 Jun 36
1:32:12		John Mikaelsson	SWE	Malmö	30 May 37
1:31:44		John Mikaelsson	SWE	Stockholm	10 Jun 46
1:31:21		Josef Doležal	TCH	Praha	5 Jun 55
1:30:36		Vladimir Golubnichiy	URS	Kyiv	23 Sep 55
1:30:00		Josef Doležal	TCH	Praha	25 Jul 56
1:28:39		Vladimir Guk	URS	Kyiv	13 Apr 57
1:27:29		Leonid Spirin	URS	Moskva	7 Jul 57
1:27:04		Vladimir Golubnichiy	URS	Moskva	5 Jul 59
1:25:58		Anatoliy Vedyakov	URS	Moskva	6 Sep 59
1:25:22		Gennadiy Agapov	URS	Leningrad	21 Jul 68
1:25:19		Gennadiy Agapov	URS	East Berlin	7 May 72
1:24:50		Paul Nihill	GBR	Douglas	30 Jul 72
1:23:40		Daniel Bautista	MEX	Bydgoszcz	30 May 76
1:23:30		Anatoliy Solomin	URS	Vilnius	19 Jul 78
1:23:12		Roland Wieser	GDR	Praha	30 Aug 78
1:22:19		Vadim Tsvetkov	URS	Klaipeda	13 May 79
1:22:16		Daniel Bautista	MEX	Valencia	19 May 79
1:21:04		Daniel Bautista	MEX	Vretstorp	9 Jun 79
1:21:01		Reima Salonen	FIN	Raisio	9 Sep 79
1:21:00		Daniel Bautista	MEX	Jalapa	30 Mar 80
1:19:35		Domingo Colin	MEX	Cherkassy	27 Apr 80
1:19:30		Josef Pribilinec	TCH	Bergen	24 Sep 83
1:19:24		Carlos Mercenario	MEX	New York	3 May 87
1:19:12		Axel Noack	GDR	Karl-Marx-Stadt	21 Jun 87
1:19:08		Mikhail Shchennikov	URS	Kyiv	30 Jul 88
1:18:54		Yevgeniy Misyulya	URS	Sochi	19 Feb 89
1:18:20		Andrey Perlov	URS	Moskva	26 May 90
1:18:13		Pavol Blazek	TCH	Hildesheim	16 Sep 90
1:17:46		Julio Martínez	GUA	Eisenhüttenstadt	8 May 99
1:17:46		Roman Rasskazov	RUS	Moskva	19 May 00
1:17:22		Francisco Fernández	ESP	Turku	28 Apr 02
1:17:21		Jefferson Pérez	ECU	Paris (St. Denis)	23 Aug 03
1:17:16		Vladimir Kanaykin	RUS	Saransk	29 Sep 07
1:16:43		Sergey Morozov	RUS	Saransk	8 Jun 08
1:17:02		Yohann Diniz	FRA	Arles	8 Mar 15
1:16:36		Yusuke Suzuki	JPN	Nomi	15 Mar 15

35 Kilometres Road Walk**No ratified world records**

The initial World Athletics world record in this event is to be set and recognised only after January 1, 2023, with a minimum standard of 2:22:00. Progression of unratified marks:

2:28:42		Arturo Di Mezza	ITA	Moskva	2 Jun 96
2:26:46		Oleg Ishutkin	RUS	Sochi	9 Feb 97
2:25:58		German Skurygin	RUS	Sochi	20 Feb 98
2:24:25		Semyon Lovkin	RUS	Sochi	1 Mar 03
2:23:17		Vladimir Kanaykin	RUS	Sochi	8 Feb 04
2:23:17		Vladimir Kanaykin	RUS	Sochi	13 Mar 05
2:21:31		Vladimir Kanaykin	RUS	Sochi	19 Feb 06

MARK	NAME	COUNTRY	VENUE	DATE
50 Kilometres Road Walk				5 ratified world records
4:40:15	Hermann Müller	GER	München	7 Sep 21
4:36:22	Karl Hähnel	GER	Berlin	20 Sep 24
4:34:03.0	Paul Sievert	GER	München	5 Oct 24
4:30:22	Romano Vecchietti	ITA	Roma	16 Sep 28
4:26:41	Edgar Bruun	NOR	Oslo	28 Jun 36
4:24:47	Viggo Invorsen	DEN	Odense	17 Aug 41
4:23:40	Josef Doležal	TCH	Podebrady	4 Aug 46
4:23:14	Josef Doležal	TCH	Podebrady	24 Aug 52
4:20:30	Vladimir Ukhov	URS	Leningrad	29 Aug 52
4:16:06	Josef Doležal	TCH	Podebrady	12 Sep 54
4:07:29	Anatoliy Yegorov	URS	Tbilisi	17 Nov 55
4:05:13	Grigoriy Klimov	URS	Moskva	10 Aug 56
4:03:53	Anatoliy Vedyakov	URS	Moskva	13 Aug 59
4:03:02	Abdon Pamich	ITA	Ponte San Pietro	16 Oct 60
4:01:39	Grigoriy Klimov	URS	Leningrad	17 Aug 61
4:00:50	Mikhail Lavrov	URS	Kazan	5 Sep 61
3:55:36	Gennadiy Agapov	URS	Alma-Ata	17 Oct 65
3:52:45	Bernd Kannenberg	GER	Bremen	27 May 72
3:45:52	Raúl González	MEX	Mixhuca	23 Apr 78
3:41:20	Raúl González	MEX	Podebrady	11 Jun 78
3:40:46	José Marín	ESP	Valencia	13 Mar 83
3:38:31	Ronald Weigel	GDR	East Berlin	20 Jul 84
3:38:17	Ronald Weigel	GDR	Potsdam	25 May 86
3:37:41	Andrey Perlov	URS	Leningrad	5 Aug 89
3:37:26	Valeriy Spitsyn	RUS	Moskva	21 May 00
3:36:39	Robert Korzeniowski	POL	München	8 Aug 02
3:36:03	Robert Korzeniowski	POL	Paris (Saint-Denis)	27 Aug 03
3:35:29	Denis Nizhegorodov	RUS	Cheboksary	14 Jun 04
3:35:47	Nathan Deakes	AUS	Geelong	2 Dec 06
3:34:14	Denis Nizhegorodov	RUS	Cheboksary	11 May 08
3:32:33	Yohann Diniz	FRA	Zürich	15 Aug 14
Road Relay (Stages of 5km, 10km, 5km, 10km, 5km, 7.195km)				2 ratified world records
1:57:56	Morocco	MAR	Litohoro	17 Apr 94
1:57:06	Kenya	KEN	Chiba	23 Nov 05



TM

**WORLD ATHLETICS
CHAMPIONSHIPS
OREGON 22**

BEST THREE BY YEAR 1970-2021

These listings show the top three performers in championship events, the Mile and the 3000m each year for the past 52 years. Up to 1977 for sprints, electrically and hand-timed marks have been mixed using the then accepted adjustments of 0.24 for 100/200m and 0.14 for 400m. So for example, Miller's 10.19 is ranked above 10.0 hand in 1971. Times for 120 yard, 440 yard and 880 yard races have been amended respectively by margins of 0.03, -0.26 and -0.6 in order to allow meaningful comparisons with their metric equivalents. Times which have been adjusted in this manner are asterisked. For the jumps and shot put, indoor marks are shown.

YEAR	FIRST			SECOND			THIRD		
100 Metres									
1970	Gert Metz	FRG	10.0	Eight men		10.1			
1971	Lennox Miller	JAM	10.19	Four men		10.0			
1972	Valeriy Borzov	URS	10.07	Robert Taylor	USA	10.16	Hasely Crawford	TRI	10.18
1973	Steve Williams	USA	10.15	Silvio Leonard	CUB	10.24	Siegfried Schenke	GDR	10.26
1974	Steve Williams	USA	9.9	Steve Riddick	USA	10.20	Reggie Jones	USA	10.23
1975	Steve Riddick	USA	10.05	Steve Williams	USA	10.08	Silvio Leonard	CUB	10.15
1976	Hasely Crawford	TRI	10.06	Don Quarrie	JAM	10.07	Harvey Glance	USA	10.11
1977	Silvio Leonard	CUB	9.98	Don Quarrie	JAM	10.12			
				Eugen Ray	GDR	10.12			
1978	Clancy Edwards	USA	10.07						
	Eddie Hart	USA	10.07						
	Steve Williams	USA	10.07						
1979	Pietro Mennea	ITA	10.01	James Sanford	USA	10.07			
				Mike Roberson	USA	10.07			
1980	James Sanford	USA	10.02	Stanley Floyd	USA	10.07	Allan Wells	GBR	10.11
1981	Carl Lewis	USA	10.00	Mel Lattany	USA	10.04	James Sanford	USA	10.05
1982	Carl Lewis	USA	10.00	Stanley Floyd	USA	10.03	Calvin Smith	USA	10.05
1983	Calvin Smith	USA	9.93	Carl Lewis	USA	9.97	Mel Lattany	USA	10.03
1984	Mel Lattany	USA	9.96	Carl Lewis	USA	9.99	Marian Woronin	POL	10.00
1985	Carl Lewis	USA	9.98	Ben Johnson	CAN	10.00	Harvey Glance	USA	10.05
1986	Ben Johnson	CAN	9.95	Chidi Imo	NGR	10.00	Robson da Silva	BRA	10.02
1987	Carl Lewis	USA	9.93	Linford Christie	GBR	10.03	Mark Witherspoon	USA	10.04
1988	Carl Lewis	USA	9.92	Calvin Smith	USA	9.97			
				Linford Christie	GBR	9.97			
1989	Leroy Burrell	USA	9.94	Ray Stewart	JAM	9.97	Frankie Fredericks	NAM	10.02
1990	Leroy Burrell	USA	9.96	Linford Christie	GBR	10.02			
				Daniel Sangouma	FRA	10.02			
1991	Carl Lewis	USA	9.86	Leroy Burrell	USA	9.88	Dennis Mitchell	USA	9.91
1992	Mike Marsh	USA	9.93	Davidson Ezinwa	NGR	9.96			
				Linford Christie	GBR	9.96			
1993	Linford Christie	GBR	9.87	Andre Cason	USA	9.92	Daniel Effiong	NGR	9.98
1994	Leroy Burrell	USA	9.85	Linford Christie	GBR	9.91	Davidson Ezinwa	NGR	9.94
							Dennis Mitchell	USA	9.94
1995	Donovan Bailey	CAN	9.91	Bruny Surin	CAN	9.97			
				Linford Christie	GBR	9.97			
1996	Donovan Bailey	CAN	9.84	Frankie Fredericks	NAM	9.86	Ato Boldon	TRI	9.90
1997	Maurice Greene	USA	9.86	Ato Boldon	TRI	9.87	Frankie Fredericks	NAM	9.90
1998	Ato Boldon	TRI	9.86	Obadele Thompson	BAR	9.87	Bruny Surin	CAN	9.89
1999	Maurice Greene	USA	9.79	Bruny Surin	CAN	9.84	Ato Boldon	TRI	9.86
2000	Maurice Greene	USA	9.86	Ato Boldon	TRI	9.95	Jon Drummond	USA	9.96
2001	Maurice Greene	USA	9.82	Ato Boldon	TRI	9.88	Bernard Williams	USA	9.94
2002	Maurice Greene	USA	9.89	Frankie Fredericks	NAM	9.94			
				Shawn Crawford	USA	9.94			
2003	Patrick Johnson	AUS	9.93	Maurice Greene	USA	9.94	Deji Aliu	NGR	9.95
2004	Justin Gatlin	USA	9.85	Francis Obikwelu	POR	9.86	Maurice Greene	USA	9.87
							Asafa Powell	JAM	9.87
2005	Asafa Powell	JAM	9.77	Justin Gatlin	USA	9.88	Leonard Scott	USA	9.94
2006	Asafa Powell	JAM	9.77	Tyson Gay	USA	9.84	Olusoji Fasuba	NGR	9.85
2007	Asafa Powell	JAM	9.74	Tyson Gay	USA	9.84	Derrick Adkins	BAH	9.91
2008	Usain Bolt	JAM	9.69	Asafa Powell	JAM	9.72	Tyson Gay	USA	9.77
2009	Usain Bolt	JAM	9.58	Tyson Gay	USA	9.69	Asafa Powell	JAM	9.82
2010	Tyson Gay	USA	9.78				Asafa Powell	JAM	9.82
	Nesta Carter	JAM	9.78				Usain Bolt	JAM	9.82
2011	Usain Bolt	JAM	9.76	Asafa Powell	JAM	9.78	Tyson Gay	USA	9.79
2012	Usain Bolt	JAM	9.63	Yohan Blake	JAM	9.69	Justin Gatlin	USA	9.79

YEAR	FIRST			SECOND			THIRD		
2013	Usain Bolt	JAM	9.77	Justin Gatlin	USA	9.85	Nesta Carter	JAM	9.87
2014	Justin Gatlin	USA	9.77	Richard Thompson	TTO	9.82	Asafa Powell	JAM	9.87
2015	Justin Gatlin	USA	9.74	Usain Bolt	JAM	9.79	Asafa Powell	JAM	9.81
2016	Justin Gatlin	USA	9.80	Usain Bolt	JAM	9.81	Trayvon Bromell	USA	9.84
2017	Christian Coleman	USA	9.82	Yohan Blake	JAM	9.90	Julian Forte	JAM	9.91
2018	Christian Coleman	USA	9.79	Ronnie Baker	USA	9.87	Noah Lyles	USA	9.88
2019	Christian Coleman	USA	9.76	Noah Lyles	USA	9.86	Divine Oduduru	NGR	9.86
2020	Michael Norman	USA	9.86	Trayvon Bromell	USA	9.90	Akani Simbine	RSA	9.91
2021	Trayvon Bromell	USA	9.76	Ferdinand Omanyala	KEN	9.77	Lamont Marcell Jacobs	ITA	9.80
200 Metres									
1970	John Carlos	USA	20.2	Mel Gray	USA	20.3			
				Willie Turner	USA	20.3			
1971	Don Quarrie	JAM	19.86	Valeriy Borzov	URS	20.31	Willie Deckard	USA	20.1
							Marshall Dill	USA	20.1
1972	Valeriy Borzov	URS	20.00	Larry Black	USA	20.19	Pietro Mennea	ITA	20.30
1973	Pietro Mennea	ITA	20.56	Dave Jenkins	GBR	20.66	Steve Williams	USA	20.69
1974	Don Quarrie	JAM	20.06	Hans-Joachim Zenk	GDR	20.42			
				Silvio Leonard	CUB	20.42			
1975	Don Quarrie	JAM	19.8				Pietro Mennea	ITA	20.23
	Steve Williams	USA	19.8						
1976	Millard Hampton	USA	20.10	Dwayne Evans	USA	20.22			
				Don Quarrie	JAM	20.22			
1977	Silvio Leonard	CUB	20.08	Pietro Mennea	ITA	20.11			
				Don Quarrie	JAM	20.11			
1978	Clancy Edwards	USA	20.03	Silvio Leonard	CUB	20.06	James Gilkes	GUY	20.14
1979	Pietro Mennea	ITA	19.72	James Mallard	USA	20.07	James Sanford	USA	20.19
1980	Pietro Mennea	ITA	19.96	LaMonte King	USA	20.08	Allan Wells	GBR	20.21
1981	James Sanford	USA	20.20	Mel Lattany	USA	20.21	Allan Wells	GBR	20.26
1982	Mike Miller	USA	20.15	Phil Epps	USA	20.19	Tony Sharpe	CAN	20.22
1983	Carl Lewis	USA	19.75	Calvin Smith	USA	19.99	Larry Myricks	USA	20.03
1984	Carl Lewis	USA	19.80	Kirk Baptiste	USA	19.96	Albert Robinson	USA	20.07
							Pietro Mennea	ITA	20.07
1985	Lorenzo Daniel	USA	20.07	Kirk Baptiste	USA	20.11	Roy Martin	USA	20.13
1986	Floyd Heard	USA	20.12	Roy Martin	USA	20.16	Lorenzo Daniel	USA	20.17
1987	Carl Lewis	USA	19.92	Floyd Heard	USA	19.95	Dwayne Evans	USA	20.08
1988	Joe DeLoach	USA	19.75	Carl Lewis	USA	19.79	Lorenzo Daniel	USA	19.87
1989	Robson da Silva	BRA	19.96	Dennis Mitchell	USA	20.09			
				Floyd Heard	USA	20.09			
1990	Michael Johnson	USA	19.85	Danny Everett	USA	20.08	John Regis	GBR	20.11
1991	Michael Johnson	USA	19.88	Frankie Fredericks	NAM	20.08	John Regis	GBR	20.12
1992	Mike Marsh	USA	19.73	Michael Johnson	USA	19.79	Frankie Fredericks	NAM	19.97
1993	Frankie Fredericks	NAM	19.85	John Regis	GBR	19.94	Carl Lewis	USA	19.99
1994	John Regis	GBR	19.87	Michael Johnson	USA	19.94	Frankie Fredericks	NAM	19.97
1995	Michael Johnson	USA	19.79	Frankie Fredericks	NAM	19.93	Ato Boldon	TRI	20.08
1996	Michael Johnson	USA	19.32	Frankie Fredericks	NAM	19.68	Ato Boldon	TRI	19.80
1997	Ato Boldon	TRI	19.77	Frankie Fredericks	NAM	19.81	Maurice Greene	USA	19.86
1998	Ato Boldon	TRI	19.88	Frankie Fredericks	NAM	19.97	Maurice Greene	USA	20.03
1999	Francis Obikwelu	NGR	19.84	Ato Boldon	TRI	19.86	Frankie Fredericks	NAM	19.87
							John Capel	USA	19.87
2000	Michael Johnson	USA	19.71	John Capel	USA	19.85	Floyd Heard	USA	19.88
2001	Joshua Johnson	USA	19.88	Bernard Williams	USA	20.01	Kostas Kentéris	GRE	20.03
2002	Shawn Crawford	USA	19.85				Frankie Fredericks	NAM	19.99
	Kostas Kentéris	GRE	19.85						
2003	Bernard Williams	USA	20.01	Shawn Crawford	USA	20.02	Shingo Suetsugu	JPN	20.03
							Darvis Patton	USA	20.03
2004	Shawn Crawford	USA	19.79	Usain Bolt	JAM	19.93	Justin Gatlin	USA	20.01
							Bernard Williams	USA	20.01
2005	Wallace Spearmon	USA	19.89	Tyson Gay	USA	19.93	Usain Bolt	JAM	19.99
2006	Xavier Carter	USA	19.63	Wallace Spearmon	USA	19.65	Tyson Gay	USA	19.68
2007	Tyson Gay	USA	19.62	Walter Dix	USA	19.69	Usain Bolt	JAM	19.75
2008	Usain Bolt	JAM	19.30	Walter Dix	USA	19.86			
				Shawn Crawford	USA	19.86			
2009	Usain Bolt	JAM	19.19	Tyson Gay	USA	19.58	Alonso Edward	PAN	19.81
2010	Usain Bolt	JAM	19.56	Walter Dix	USA	19.72			
				Tyson Gay	USA	19.72			
2011	Yohan Blake	JAM	19.26	Usain Bolt	JAM	19.40	Walter Dix	USA	19.53
2012	Usain Bolt	JAM	19.32	Yohan Blake	JAM	19.44	Warren Weir	JAM	19.84
2013	Usain Bolt	JAM	19.66	Warren Weir	JAM	19.79	Isiah Young	USA	19.86

YEAR	FIRST			SECOND			THIRD		
2014	Justin Gatlin	USA	19.68	Warren Weir	JAM	19.82	Alonso Edward	PAN	19.84
2015	Usain Bolt	JAM	19.55	Justin Gatlin	USA	19.57	Rasheed Dwyer	JAM	19.80
2016	LaShawn Merritt	USA	19.74	Justin Gatlin	USA	19.75	Andre De Grasse	CAN	19.80
2017	Isaac Makwala	BOT	19.77	Wayde van Niekerk	RSA	19.84	Christian Coleman	USA	19.85
2018	Noah Lyles	USA	19.65	Clarence Munyai	RSA	19.69	Steven Gardiner	BAH	19.75
2019	Noah Lyles	USA	19.50	Michael Norman	USA	19.70	Divine Oduduru	NGR	19.73
2020	Noah Lyles	USA	19.76	Kenny Bednarek	USA	19.80	Steven Gardiner	BAH	19.96
2021	Noah Lyles	USA	19.52	Andre De Grasse	CAN	19.62	Kenny Bednarek	USA	19.68
400 Metres (* 440 yards times less 0.26 or 0.3)									
1970	Wayne Collett	USA	44.9	Charles Asati	KEN	45.01	John Smith	USA	45.0
1971	John Smith	USA	44.2	Wayne Collett	USA	44.4	Fred Newhouse	USA	45.0
1972	Wayne Collett	USA	44.1	Fred Newhouse	USA	44.2	John Smith	USA	44.3
1973	Benny Brown	USA	44.7*				Fred Newhouse	USA	45.0
	Maurice Peoples	USA	44.7*						
1974	Alberto Juantorena	CUB	44.7	Karl Honz	FRG	45.04			
				Darwin Bond	USA	44.9*			
1975	Ronald Ray	USA	44.45	Alberto Juantorena	CUB	44.80	David Jenkins	GBR	44.93
1976	Alberto Juantorena	CUB	44.26	Fred Newhouse	USA	44.40	Maxie Parks	USA	44.82
1977	Alberto Juantorena	CUB	44.65	Alfons Brijdenbach	BEL	45.13	Robert Taylor	USA	45.22
1978	Alberto Juantorena	CUB	44.27	Willie Smith	USA	44.73	William Mullins	USA	45.03
1979	Harald Schmid	FRG	44.92	Tony Darden	USA	45.02	Willie Smith	USA	45.10
1980	Viktor Markin	URS	44.60	William Mullins	USA	44.84			
				Richard Mitchell	AUS	44.84			
1981	Bert Cameron	JAM	44.58	Cliff Wiley	USA	44.70	Zeke Jefferson	USA	44.86
1982	Sunder Nix	USA	44.68	Darrell Robinson	USA	44.69			
				Bert Cameron	JAM	44.69			
1983	Erwin Skamrahl	FRG	44.50	Bert Cameron	JAM	44.62	James Rolle	USA	44.73
1984	Alonzo Babers	USA	44.27	Gabriel Tiacoh	CIV	44.54	Antonio McKay	USA	44.71
1985	Mike Franks	USA	44.47	Thomas Schonlebe	GDR	44.62	Innocent Egbunike	NGR	44.66
1986	Gabriel Tiacoh	CIV	44.30	Darrell Robinson	USA	44.45	Roddie Haley	USA	44.48
1987	Butch Reynolds	USA	44.10	Innocent Egbunike	NGR	44.17	Thomas Schonlebe	GDR	44.33
1988	Butch Reynolds	USA	43.29	Steve Lewis	USA	43.87	Danny Everett	USA	43.98
1989	Antonio Pettigrew	USA	44.27	Butch Reynolds	USA	44.30	Danny Everett	USA	44.36
1990	Danny Everett	USA	44.06	Roberto Hernandez	CUB	44.14	Michael Johnson	USA	44.21
1991	Michael Johnson	USA	44.17	Antonio Pettigrew	USA	44.36	Roberto Hernandez	CUB	44.40
1992	Quincy Watts	USA	43.50	Danny Everett	USA	43.81	Michael Johnson	USA	43.98
1993	Michael Johnson	USA	43.65	Butch Reynolds	USA	44.12	Quincy Watts	USA	44.13
1994	Michael Johnson	USA	43.90	Samson Kitur	KEN	44.32	Antonio Pettigrew	USA	44.43
1995	Michael Johnson	USA	43.39	Derek Mills	USA	44.13	Butch Reynolds	USA	44.22
1996	Michael Johnson	USA	43.44	Butch Reynolds	USA	43.91	Alvin Harrison	USA	44.09
1997	Michael Johnson	USA	43.75	Butch Reynolds	USA	44.08	Iwan Thomas	GBR	44.36
1998	Michael Johnson	USA	43.68	Jerome Young	USA	44.09	Alvin Harrison	USA	44.19
1999	Michael Johnson	USA	43.18	Jerome Young	USA	44.24	Derrick Brew	USA	44.29
							Sanderlei Parrela	BRA	44.29
2000	Michael Johnson	USA	43.68	Alvin Harrison	USA	44.18	Henrik Mokganyetsi	RSA	44.59
2001	Tyree Washington	USA	44.28	Avard Moncur	BAH	44.45	Ezra Sambu	KEN	44.47
2002	Leonard Byrd	USA	44.45	Gary Kikaya	COD	44.53	Michael Blackwood	JAM	44.60
2003	Tyree Washington	USA	44.33	Ezra Sambu	KEN	44.43	Jerome Young	USA	44.50
2004	Jeremy Wariner	USA	44.00	Otis Harris	USA	44.16	Derrick Brew	USA	44.42
2005	Jeremy Wariner	USA	43.93	Darold Williamson	USA	44.27	Andrew Rock	USA	44.35
2006	Jeremy Wariner	USA	43.62	Gary Kikaya	COD	44.10	LaShawn Merritt	USA	44.14
2007	Jeremy Wariner	USA	43.45	LaShawn Merritt	USA	43.96	Angelo Taylor	USA	44.05
2008	LaShawn Merritt	USA	43.75	Jeremy Wariner	USA	43.82	Angelo Taylor	USA	44.38
2009	LaShawn Merritt	USA	44.06	Renny Quow	TRI	44.53	Jeremy Wariner	USA	44.60
2010	Jeremy Wariner	USA	44.13	Jermaine Gonzales	JAM	44.40	Ricardo Chambers	JAM	44.54
2011	LaShawn Merritt	USA	44.35	Kirani James	GRN	44.36	Rondell Bartholomew	GRN	44.65
							Nery Brenes	CRC	44.65
2012	Kirani James	GRN	43.94	LaShawn Merritt	USA	44.12	Jonathan Borlée	BEL	44.43
2013	LaShawn Merritt	USA	43.74	Kirani James	GRN	43.96	Tony McQuay	USA	44.40
2014	Kirani James	GRN	43.74	LaShawn Merritt	USA	43.92	Isaac Makwala	BOT	44.01
2015	Wayde van Niekerk	RSA	43.48	LaShawn Merritt	USA	43.65	Isaac Makwala	BOT	43.72
2016	Wayde van Niekerk	RSA	43.03	Kirani James	GRN	43.76	LaShawn Merritt	USA	43.85
2017	Wayde van Niekerk	RSA	43.62	Fred Kerley	USA	43.70	Isaac Makwala	BOT	43.84
2018	Michael Norman	USA	43.61	Steven Gardiner	BAH	43.87	Akeem Bloomfield	JAM	43.94
2019	Michael Norman	USA	43.45	Steven Gardiner	BAH	43.48	Fred Kerley	USA	43.64
2020	Justin Robinson	USA	44.91	Michael Cherry	USA	44.98	Karsten Warholm	NOR	45.05
2021	Randolph Ross	USA	43.85				Kirani James	GRN	43.88
	Steven Gardiner	BAH	43.85						

YEAR	FIRST			SECOND			THIRD		
800 Metres (* 880 yards time less 0.6)									
1970	Ken Swenson	USA	1:44.80	Walter Adams	FRG	1:44.90	Franz-Josef Kemper	FRG	1:45.4
1971	Dicky Broberg	RSA	1:44.7	Danie Malan	RSA	1:45.1	Juris Luzins	USA	1:45.2
1972	Dave Wottle	USA	1:44.3	Pekka Vasala	FIN	1:44.5	Rick Wohlhuter	USA	1:45.0
1973	Marcello Fiasconaro	ITA	1:43.7	Rick Wohlhuter	USA	1:44.0*	Danie Malan	RSA	1:44.4†
1974	Rick Wohlhuter	USA	1:43.5*	John Kipkurgat	KEN	1:43.90	Luciano Sušanj	YUG	1:44.07
1975	Mike Boit	KEN	1:43.79	Rick Wohlhuter	USA	1:44.12	Mark Enyeart	USA	1:44.87
1976	Alberto Juantorena	CUB	1:43.50	Mike Boit	KEN	1:43.57	Ivo Van Damme	BEL	1:43.86
1977	Alberto Juantorena	CUB	1:43.44	Mike Boit	KEN	1:44.14	Mark Enyeart	USA	1:44.84
1978	Olaf Beyer	GDR	1:43.84	Sebastian Coe	GBR	1:43.97	Steve Ovett	GBR	1:44.09
1979	Sebastian Coe	GBR	1:42.33	Jose Marajo	FRA	1:43.9	James Maina	KEN	1:44.24
1980	Don Paige	USA	1:44.53	Sebastian Coe	GBR	1:44.7	Andreas Busse	GDR	1:44.72
1981	Sebastian Coe	GBR	1:41.73	Joaquim Cruz	BRA	1:44.3	Olaf Beyer	GDR	1:44.31
1982	Steve Cram	GBR	1:44.45	Sebastian Coe	GBR	1:44.48	Rob Druppers	NED	1:44.54
1983	Steve Cram	GBR	1:43.61	Willi Wulbeck	FRG	1:43.65	Sebastian Coe	GBR	1:43.80
1984	Joaquim Cruz	BRA	1:41.77	Sammy Koskei	KEN	1:42.28	Johnny Gray	USA	1:42.96
1985	Joaquim Cruz	BRA	1:42.49	Johnny Gray	USA	1:42.60	Steve Cram	GBR	1:42.88
1986	Steve Cram	GBR	1:43.19	Johnny Gray	USA	1:43.46	William Wuyke	VEN	1:43.54
1987	Billy Konchellah	KEN	1:43.06	Peter Elliott	GBR	1:43.41	Jose Luiz Barbosa	BRA	1:43.76
1988	Johnny Gray	USA	1:42.65	Jose Luiz Barbosa	BRA	1:43.20	Steve Cram	GBR	1:43.42
1989	Paul Ereng	KEN	1:43.16	Nixon Kiprotich	KEN	1:43.38			
				Sebastian Coe	GBR	1:43.38			
1990	Peter Elliott	GBR	1:42.97	William Tanui	KEN	1:43.39	Johnny Gray	USA	1:43.72
1991	Jose Luiz Barbosa	BRA	1:43.08	William Tanui	KEN	1:43.30	Johnny Gray	USA	1:43.84
1992	Johnny Gray	USA	1:42.80	Nixon Kiprotich	KEN	1:43.31	William Tanui	KEN	1:43.37
1993	Nixon Kiprotich	KEN	1:43.54	Martin Steele	GBR	1:43.84	Paul Ruto	KEN	1:43.92
1994	Benson Koech	KEN	1:43.17	Wilson Kipketer	KEN	1:43.29	Vebjørn Rodal	NOR	1:43.50
1995	Wilson Kipketer	DEN	1:42.87	Johnny Gray	USA	1:43.36	Benson Koech	KEN	1:43.45
1996	Wilson Kipketer	DEN	1:41.83	Vebjørn Rodal	NOR	1:42.58	Hezekiel Sepeng	RSA	1:42.74
1997	Wilson Kipketer	DEN	1:41.11	Patrick Ndururi	KEN	1:42.62	Patrick Konchellah	KEN	1:42.98
1998	Japheth Kimutai	KEN	1:42.76	Patrick Ndururi	KEN	1:42.90	Kenneth Kimwetich	KEN	1:43.03
1999	Wilson Kipketer	DEN	1:42.27	Hezekiel Sepeng	RSA	1:42.69			
				Japheth Kimutai	KEN	1:42.69			
2000	Andre Bucher	SUI	1:43.12	Djabir Saïd Guerni	ALG	1:43.25	Wilson Kipketer	DEN	1:43.35
2001	Yuriy Borzakovskiy	RUS	1:42.47	Andre Bucher	SUI	1:42.55	Jean-Patrick Nduwimana	BDI	1:42.81
2002	Wilson Kipketer	DEN	1:42.32	Wilfred Bungei	KEN	1:42.34	William Yiamпой	KEN	1:42.91
2003	Wilfred Bungei	KEN	1:42:52	Mbulaeni Mulaudzi	RSA	1:42.89	Hezekiel Sepeng	RSA	1:43.12
2004	Wilfred Bungei	KEN	1:43.06	Yusuf Saad Kamel	BRN	1:43.11	William Yiamпой	KEN	1:43.29
2005	Wilfred Bungei	KEN	1:43.70	Yusuf Saad Kamel	BRN	1:43.96	Mbulaeni Mulaudzi	RSA	1:44.08
2006	Mbulaeni Mulaudzi	RSA	1:43.09	Amine Laâlou	MAR	1:43.25	Wilfred Bungei	KEN	1:43.31
2007	Mbulaeni Mulaudzi	RSA	1:43.74	Alan Webb	USA	1:43.84	Yusuf Saad Kamel	BRN	1:43.87
2008	Abubaker Kaki	SUD	1:42.69	Yuriy Borzakovskiy	RUS	1:42.79			
				Yusuf Saad Kamel	BRN	1:42.79			
2009	David Rudisha	KEN	1:42.01	Alfred Kirwa Yego	KEN	1:42.67	Mbulaeni Mulaudzi	RSA	1:42.86
2010	David Rudisha	KEN	1:41.01	Abubaker Kaki	SUD	1:42.23	Boaz Lalang	KEN	1:42.95
2011	David Rudisha	KEN	1:41.33	Abubaker Kaki	SUD	1:43.13	Asbel Kiprop	KEN	1:43.15
2012	David Rudisha	KEN	1:40.91	Nijel Amos	BOT	1:41.73	Timothy Kitum	KEN	1:42.53
							Mohammed Aman	ETH	1:42.53
2013	Mohammed Aman	ETH	1:42.37	Nick Symmonds	USA	1:43.03	Ferguson Cheruiyot	KEN	1:43.22
2014	Nijel Amos	BOT	1:42.45	Pierre-Ambroise Bosse	FRA	1:42.53	Mohammed Aman	ETH	1:42.83
2015	Amel Tuka	BIH	1:42.51	Nijel Amos	BOT	1:42.66	Ayanleh Souleiman	DJI	1:42.97
2016	David Rudisha	KEN	1:42.15	Taoufik Makhloufi	ALG	1:42.61	Alfred Kipketer	KEN	1:42.87
2017	Emmanuel Korir	KEN	1:43.10	Nijel Amos	BOT	1:43.18	Clayton Murphy	USA	1:43.60
2018	Emmanuel Korir	KEN	1:42.05	Nijel Amos	BOT	1:42.14	Clayton Murphy	USA	1:43.12
							Wycliffe Kinyamal	KEN	1:43.12
2019	Nijel Amos	BOT	1:41.89	Donavan Brazier	USA	1:42.34	Ferguson Rotich	KEN	1:42.54
2020	Donavan Brazier	USA	1:43.15	Bryce Hoppel	USA	1:43.23	Daniel Rowden	GBR	1:44.09
2021	Nijel Amos	BOT	1:42.91	Emmanuel Korir	KEN	1:43.04	Clayton Murphy	USA	1:43.17
1500 Metres									
1970	Jean Wadoux	FRA	3:34.0	Kip Keino	KEN	3:36.68	Dick Quax	NZL	3:38.19
1971	Martin Liquori	USA	3:36.0	Francesco Arese	ITA	3:36.3	Kip Keino	KEN	3:36.8
1972	Pekka Vasala	FIN	3:36.33	Kip Keino	KEN	3:36.81	Mike Boit	KEN	3:37.4
1973	Filbert Bayi	TAN	3:34.6	Dave Wottle	USA	3:36.2	Benjamin Jipcho	KEN	3:36.6
1974	Filbert Bayi	TAN	3:32.16	John Walker	NZL	3:32.52	Benjamin Jipcho	KEN	3:33.16
1975	John Walker	NZL	3:32.4	Filbert Bayi	TAN	3:35.0	Thomas Wessinghage	FRG	3:36.37
1976	John Walker	NZL	3:34.19	Thomas Wessinghage	FRG	3:34.77	Filbert Bayi	TAN	3:34.8
1977	John Walker	NZL	3:32.72	Steve Ovett	GBR	3:34.45	Thomas Wessinghage	FRG	3:35.98
1978	David Moorcroft	GBR	3:35.48	Filbert Bayi	TAN	3:35.59			
				Steve Ovett	GBR	3:35.59			

YEAR	FIRST		SECOND		THIRD		
1979	Sebastian Coe	GBR	3:32.03	Steve Ovett	GBR	3:32.11	Jurgen Straub GDR 3:33.68
1980	Steve Ovett	GBR	3:31.36	Thomas Wessinghage	FRG	3:31.58	Harald Hudak FRG 3:31.96
1981	Steve Ovett	GBR	3:31.57	Sebastian Coe	GBR	3:31.95	Steve Scott USA 3:31.96
1982	Sydney Maree	USA	3:32.12	Steve Scott	USA	3:32.33	Thomas Wessinghage FRG 3:32.85
1983	Steve Ovett	GBR	3:30.77	Sydney Maree	USA	3:31.24	Steve Cram GBR 3:31.66
1984	Saïd Aouita	MAR	3:31.54	Sebastian Coe	GBR	3:32.39	Steve Cram GBR 3:33.13
1985	Saïd Aouita	MAR	3:29.46	Steve Cram	GBR	3:29.67	Sydney Maree USA 3:29.77
1986	Sebastian Coe	GBR	3:29.77	Steve Cram	GBR	3:30.15	José Manuel Abascal ESP 3:31.13
1987	Saïd Aouita	MAR	3:30.69	Steve Cram	GBR	3:31.43	Abdi Bile SOM 3:31.71
1988	Steve Cram	GBR	3:30.95	Jim Spivey	USA	3:31.01	Saïd Aouita MAR 3:32.69
1989	Abdi Bile	SOM	3:30.55	Saïd Aouita	MAR	3:30.63	Wilfred Kirochi KEN 3:32.57
1990	Noureddine Morceli	ALG	3:32.60	Peter Elliott	GBR	3:32.69	Gennaro Di Napoli ITA 3:32.78
1991	Noureddine Morceli	ALG	3:31.00	Simon Doyle	AUS	3:31.96	Fermin Cacho ESP 3:32.03
1992	Noureddine Morceli	ALG	3:28.86	David Kibet	KEN	3:32.13	William Kemei KEN 3:32.41
1993	Noureddine Morceli	ALG	3:29.20	Fermin Cacho	ESP	3:32.01	Abdi Bile SOM 3:32.83
1994	Noureddine Morceli	ALG	3:30.61	Vénuste Niyongabo	BDI	3:30.66	Azzedine Sediki MAR 3:32.71
1995	Noureddine Morceli	ALG	3:27.37	Vénuste Niyongabo	BDI	3:30.78	Hicham El Guerrouj MAR 3:31.16
1996	Hicham El Guerrouj	MAR	3:29.05	Noureddine Morceli	ALG	3:29.50	Vénuste Niyongabo BDI 3:30.09
1997	Hicham El Guerrouj	MAR	3:28.91	Fermin Cacho	ESP	3:28.95	Vénuste Niyongabo BDI 3:29.18
1998	Hicham El Guerrouj	MAR	3:26.00	Laban Rotich	KEN	3:29.91	John Kibowen KEN 3:30.18
1999	Hicham El Guerrouj	MAR	3:27.65	Noah Ngeny	KEN	3:28.6+	Bernard Lagat KEN 3:30.56
2000	Hicham El Guerrouj	MAR	3:27.21	Noah Ngeny	KEN	3:28.12	Bernard Lagat KEN 3:28.51
2001	Hicham El Guerrouj	MAR	3:26.12	Bernard Lagat	KEN	3:26.34	William Chirchir KEN 3:29.29
2002	Hicham El Guerrouj	MAR	3:26.89	Bernard Lagat	KEN	3:27.91	Rui Silva POR 3:30.07
2003	Hicham El Guerrouj	MAR	3:28.40	Mehdi Baala	FRA	3:28.98	Bernard Lagat KEN 3:30.55
2004	Bernard Lagat	KEN	3:27.40	Hicham El Guerrouj	MAR	3:27.64	Timothy Kiptanui KEN 3:30.04
2005	Bernard Lagat	USA	3:29.30	Daniel Kipchirchir Komen	KEN	3:29.72	Rashid Ramzi BRN 3:30.00
2006	Daniel Kipchirchir Komen	KEN	3:29.02	Rashid Ramzi	BRN	3:29.14	Bernard Lagat USA 3:29.68
2007	Alan Webb	USA	3:30.54	Tarek Boukensa	ALG	3:30.92	Mehdi Baala FRA 3:31.01
2008	Daniel Kipchirchir Komen	KEN	3:31.49	Augustine Choge	KEN	3:31.57	Asbel Kiprop KEN 3:31.64
2009	Augustine Choge	KEN	3:29.47	Haron Keitany	KEN	3:30.20	Mehdi Baala FRA 3:30.96
2010	Silas Kiplagat	KEN	3:29.27	Amine Laâlou	MAR	3:29.53	Augustine Choge KEN 3:30.22
2011	Asbel Kiprop	KEN	3:30.46	Silas Kiplagat	KEN	3:30.47	Nixon Chepseba KEN 3:30.94
2012	Asbel Kiprop	KEN	3:28.88	Silas Kiplagat	KEN	3:29.63	Nixon Chepseba KEN 3:29.77
2013	Asbel Kiprop	KEN	3:27.72	Mohamed Farah	GBR	3:28.81	Caleb Ndiku KEN 3:29.50
2014	Silas Kiplagat	KEN	3:27.64	Asbel Kiprop	KEN	3:28.45	Ronald Kwemoi KEN 3:28.81
2015	Asbel Kiprop	KEN	3:26.69	Taoufik Makhloufi	ALG	3:28.75	Abdelaati Iguider MAR 3:28.79
2016	Asbel Kiprop	KEN	3:29.33	Ronald Kwemoi	KEN	3:30.49	Elijah Manangoi KEN 3:31.19
2017	Elijah Manangoi	KEN	3:28.80	Timothy Cheruiyot	KEN	3:29.10	Ronald Kwemoi KEN 3:30.89
2018	Timothy Cheruiyot	KEN	3:28.41	Elijah Manangoi	KEN	3:29.64	Filip Ingebrigtsen NOR 3:30.01
2019	Timothy Cheruiyot	KEN	3:28.77	Jakob Ingebrigtsen	NOR	3:30.16	Ronald Musagala UGA 3:30.58
2020	Timothy Cheruiyot	KEN	3:28.45	Jakob Ingebrigtsen	NOR	3:28.68	Jake Wightman GBR 3:29.47
2021	Timothy Cheruiyot	KEN	3:28.28	Jakob Ingebrigtsen	NOR	3:28.32	Mohamed Katir ESP 3:28.76

One Mile

1970	Roscoe Divine	USA	3:56.3	Chuck LaBenz	USA	3:56.9	John Kirkbride GBR 3:57.0
1971	Kip Keino	KEN	3:54.4	Martin Liquori	USA	3:54.6	Jim Ryun USA 3:54.8
1972	Jim Ryun	USA	3:52.8	Peter Stewart	GBR	3:55.3	Brendan Foster GBR 3:55.9
1973	Benjamin Jipcho	KEN	3:52.0	Filbert Bayi	TAN	3:52.6	Dave Wottle USA 3:53.3
1974	Tony Waldrop	USA	3:53.2	Filbert Bayi	TAN	3:54.10	Rick Wohlhuter USA 3:54.4
1975	John Walker	NZL	3:49.4	Filbert Bayi	TAN	3:51.0	Martin Liquori USA 3:52.2
1976	John Walker	NZL	3:53.07	Thomas Wessinghage	FRG	3:53.10	Eamonn Coghlan IRL 3:55.07
1977	John Walker	NZL	3:52.0	Eamonn Coghlan	IRL	3:53.4	Wilson Waigwa KEN 3:53.8
1978	Thomas Wessinghage	FRG	3:52.50	Jozef Plachý	TCH	3:52.59	Steve Ovett GBR 3:52.8
1979	Sebastian Coe	GBR	3:48.95	Steve Ovett	GBR	3:49.57	Thomas Wessinghage FRG 3:50.56
1980	Steve Ovett	GBR	3:48.8	John Walker	NZL	3:52.7	
				Steve Scott	USA	3:52.7	
1981	Sebastian Coe	GBR	3:47.33	Steve Ovett	GBR	3:48.40	Sydney Maree USA 3:48.83
1982	Steve Scott	USA	3:47.69	Sydney Maree	USA	3:48.85	John Walker NZL 3:49.08
1983	Steve Scott	USA	3:49.21	John Walker	NZL	3:49.73	Thomas Wessinghage FRG 3:49.98
1984	Saïd Aouita	MAR	3:49.54	Steve Cram	GBR	3:49.65	John Walker NZL 3:49.73
1985	Steve Cram	GBR	3:46.32	Saïd Aouita	MAR	3:46.92	José Luis González ESP 3:47.79
1986	Steve Cram	GBR	3:48.31	Steve Scott	USA	3:48.73	Jim Spivey USA 3:49.80
1987	Saïd Aouita	MAR	3:46.76	Steve Cram	GBR	3:50.08	Abdi Bile SOM 3:50.75
1988	Steve Cram	GBR	3:48.85	Peter Elliott	GBR	3:49.20	Jens-Peter Herold GDR 3:49.22
1989	Abdi Bile	SOM	3:49.90	Saïd Aouita	MAR	3:50.09	Wilfred Kirochi KEN 3:50.49
1990	Joe Falcon	USA	3:49.31	Peter Elliott	GBR	3:49.76	Jens-Peter Herold GDR 3:50.59
1991	Noureddine Morceli	ALG	3:49.12	Peter Elliott	GBR	3:49.46	Wilfred Kirochi KEN 3:49.77
1992	William Kemei	KEN	3:48.80	Noureddine Morceli	ALG	3:49.79	Dieter Baumann GER 3:51.12

YEAR	FIRST			SECOND			THIRD		
1993	Noureddine Morceli	ALG	3:44.39	Abdi Bile	SOM	3:51.66	Steve Cram	GBR	3:52.17
1994	Noureddine Morceli	ALG	3:48.67	Vénuste Niyongabo	BDI	3:48.94	Abdi Bile	SOM	3:50.67
1995	Noureddine Morceli	ALG	3:45.19	Hicham El Guerrouj	MAR	3:48.69	Vénuste Niyongabo	BDI	3:49.80
1996	Noureddine Morceli	ALG	3:48.15	Fermin Cacho	ESP	3:49.56	John Mayock	GBR	3:50.32
1997	Hicham El Guerrouj	MAR	3:44.90	Daniel Komen	KEN	3:46.38	Vénuste Niyongabo	BDI	3:46.70
1998	Hicham El Guerrouj	MAR	3:44.60	Noureddine Morceli	ALG	3:50.68	Daniel Komen	KEN	3:50.95
1999	Hicham El Guerrouj	MAR	3:43.13	Noah Ngeny	KEN	3:43.40	Laban Rotich	KEN	3:50.79
2000	Hicham El Guerrouj	MAR	3:45.96	Noah Ngeny	KEN	3:47.67	William Chirchir	KEN	3:47.94
2001	Hicham El Guerrouj	MAR	3:44.95	Bernard Lagat	KEN	3:47.28	Ali Saidi Sief	ALG	3:48.23
2002	Hicham El Guerrouj	MAR	3:48.28	William Chirchir	KEN	3:49.49	Rui Silva	POR	3:49.50
2003	Paul Korir	KEN	3:48.17	Hicham El Guerrouj	MAR	3:50.20	Bernard Lagat	KEN	3:50.21
2004	Paul Korir	KEN	3:49.84	Ivan Heshko	UKR	3:50.04	Eliud Kipchoge	KEN	3:50.40
2005	Dahame Najem Bashair	QAT	3:47.97	Bernard Lagat	USA	3:48.38	Daniel K. Komen	KEN	3:48.49
2006	Alex Kipchirchir	KEN	3:50.32	Ivan Heshko	UKR	3:50.89	Bernard Lagat	USA	3:51.53
2007	Alan Webb	USA	3:46.91	Daniel Kipchirchir Komen	KEN	3:48.28	Bernard Lagat	USA	3:50.56
2008	Andy Baddeley	GBR	3:49.38	Haron Keitany	KEN	3:49.70	Deresse Mekonnen	ETH	3:49.72
2009	Asbel Kiprop	KEN	3:48.50	Haron Keitany	KEN	3:48.78	Deresse Mekonnen	ETH	3:48.95
2010	Asbel Kiprop	KEN	3:49.56	Mekonnen Gebremedhin	ETH	3:49.83	Augustine Choge	KEN	3:50.14
2011	Haron Keitany	KEN	3:49.09	Silas Kiplagat	KEN	3:49.39	Asbel Kiprop	KEN	3:49.55
2012	Asbel Kiprop	KEN	3:49.22	Caleb Ndiku	KEN	3:50.00	Mekonnen Gebremedhin	ETH	3:50.02
2013	Silas Kiplagat	KEN	3:49.48	Asbel Kiprop	KEN	3:49.53	Aman Wote	ETH	3:49.88
2014	Ayanleh Souleiman	DJI	3:47.32	Silas Kiplagat	KEN	3:47.88	Aman Wote	ETH	3:48.60
2015	Ayanleh Souleiman	DJI	3:51.10	Matthew Centrowitz	USA	3:51.20	Asbel Kiprop	KEN	3:51.25
2016	Asbel Kiprop	KEN	3:51.48	Abdelaati Iguider	MAR	3:51.96	Elijah Manangoi	KEN	3:52.04
2017	Ronald Kwemai	KEN	3:49.04	Elijah Manangoi	KEN	3:49.08	Timothy Cheruiyot	KEN	3:49.64
2018	Timothy Cheruiyot	KEN	3:49.87	Samuel Tefera	ETH	3:51.26	Elijah Manangoi	KEN	3:52.18
2019	Samuel Tefera	ETH	3:49.45	Filip Ingebrigtsen	NOR	3:49.60	Timothy Cheruiyot	KEN	3:50.49
2020	Stewart McSweyn	AUS	3:50.61	Matthew Ramsden	AUS	3:51.23	Yemaneberhan Crippa	ITA	3:52.08
2021	Jakob Ingebrigtsen	NOR	3:47.24	Stewart McSweyn	AUS	3:48.37	Marcin Lewandowski	POL	3:49.11

3000 Metres

1970	Bernd Diessner	GDR	7:49.4	Harald Norpoth	FRG	7:49.6	Kip Keino	KEN	7:50.2
1971	Emiel Puttemans	BEL	7:39.8	Tony Benson	AUS	7:50.2	Kerry O'Brien	AUS	7:50.4
1972	Emiel Puttemans	BEL	7:37.6	Lasse Virén	FIN	7:43.2	Steve Prefontaine	USA	7:55.2
1973	Emiel Puttemans	BEL	7:43.4	Benjamin Jipcho	KEN	7:44.4	Yohanes Mohamed	ETH	7:45.2
1974	Brendan Foster	GBR	7:35.2	John Walker	NZL	7:40.6	Rod Dixon	NZL	7:41.0
1975	Rod Dixon	NZL	7:45.0	Emiel Puttemans	BEL	7:45.10	Martin Liquori	USA	7:46.8
1976	Rod Dixon	NZL	7:43.46	Jacques Boxberger	FRA	7:43.76	Willy Pollenuis	BEL	7:44.35
1977	Karl Fleschen	FRG	7:41.2	Steve Ovett	GBR	7:41.3	Henry Rono	KEN	7:41.9
1978	Henry Rono	KEN	7:32.1	Suleiman Nyambui	TAN	7:40.3	Nick Rose	GBR	7:40.4
1979	Rudy Chapa	USA	7:37.70	Eamonn Coghlan	IRL	7:39.08	Francis Gonzalez	FRA	7:41.00
1980	Eamonn Coghlan	IRL	7:37.60	Thomas Wessinghage	FRG	7:38.89	Filbert Bayi	TAN	7:39.27
1981	Steve Scott	USA	7:36.69	Thomas Wessinghage	FRG	7:36.75	Henry Rono	KEN	7:41.41
1982	Dave Moorcroft	GBR	7:32.79	Sydney Maree	USA	7:33.37	John Walker	NZL	7:37.49
1983	Doug Padilla	USA	7:35.84	Eamonn Coghlan	IRL	7:38.39	Antonio Leitão	POR	7:39.69
1984	Saïd Aouita	MAR	7:33.3	Ray Flynn	IRL	7:41.60	Dmitriy Dmitriyev	URS	7:42.05
1985	Saïd Aouita	MAR	7:32.94	Doug Padilla	USA	7:38.25	Steve Scott	USA	7:38.53
1986	Saïd Aouita	MAR	7:32.23	Sydney Maree	USA	7:38.26	Paul Kipkech	KEN	7:39.38
1987	Dieter Baumann	FRG	7:40.25	Francesco Panetta	ITA	7:42.73	José Luis González	ESP	7:42.93
1988	Sydney Maree	USA	7:38.79	Brahim Boutayeb	MAR	7:43.22	Pierre Deleze	SUI	7:43.46
1989	Saïd Aouita	MAR	7:29.45	Yobes Ondieki	KEN	7:35.01	Arturo Barrios	MEX	7:35.71
1990	Khalid Skah	MAR	7:37.09	Cyrille Laventure	FRA	7:37.74	Yobes Ondieki	KEN	7:38.15
1991	Dieter Baumann	GER	7:33.91	Yobes Ondieki	KEN	7:34.74	Noureddine Morceli	ALG	7:37.34
1992	Moses Kiptanui	KEN	7:28.96	Paul Bitok	KEN	7:33.28	Yobes Ondieki	KEN	7:34.18
1993	Noureddine Morceli	ALG	7:29.24	Paul Bitok	KEN	7:34.98	Moses Kiptanui	KEN	7:35.79
1994	Noureddine Morceli	ALG	7:25.11	Paul Bitok	KEN	7:34.36	Dieter Baumann	GER	7:34.69
1995	Moses Kiptanui	KEN	7:27.18	Noureddine Morceli	ALG	7:27.50	Smail Sghir	MAR	7:30.09
1996	Daniel Komen	KEN	7:20.67	Tom Nyariki	KEN	7:27.75	Paul Bitok	KEN	7:28.41
1997	Haile Gebrselassie	ETH	7:26.02	Daniel Komen	KEN	7:27.3+	Paul Bitok	KEN	7:30.23
1998	Haile Gebrselassie	ETH	7:25.09	Luke Kipkosgei	KEN	7:27.59	Assefa Mezegebu	ETH	7:28.45
1999	Hicham El Guerrouj	MAR	7:23.09	Haile Gebrselassie	ETH	7:26.03	Benjamin Limo	KEN	7:28.67
2000	Ali Saidi Sief	ALG	7:25.02	Mohammed Mourhit	BEL	7:26.62	Daniel Komen	KEN	7:28.92
2001	Hailu Mekonnen	ETH	7:30.53	Kenenisa Bekele	ETH	7:30.67	Paul Bitok	KEN	7:31.00
2002	Benjamin Limo	KEN	7:34.72	Sergey Lebid	UKR	7:35.06	Salah El Ghazi	MAR	7:35.71
2003	Hicham El Guerrouj	MAR	7:30.23	Ali Saidi Sief	ALG	7:30.79	Eliud Kipchoge	KEN	7:30.91
2004	Eliud Kipchoge	KEN	7:27.72	James Kwalia	KEN	7:28.28	Boniface Songok	KEN	7:30.62
2005	Eliud Kipchoge	KEN	7:28.56	Augustine Choge	KEN	7:28.78	Benjamin Limo	KEN	7:29.60
2006	Isaac Songok	KEN	7:28.72	Tariku Bekele	ETH	7:29.11	Augustine Choge	KEN	7:29.74
2007	Kenenisa Bekele	ETH	7:25.79	Moses Kipsiro	UGA	7:32.03	Alistair Cragg	IRL	7:32.49

YEAR	FIRST		SECOND		THIRD				
2008	Edwin Soi	KEN	7:31.83	Kenenisa Bekele	ETH	7:31.94	Augustine Choge	KEN	7:32.01
2009	Eliud Kipchoge	KEN	7:28.37	Kenenisa Bekele	ETH	7:28.64	Thomas Longosiwa	KEN	7:30.09
2010	Tariku Bekele	ETH	7:28.70	Yenew Alamirew	ETH	7:28.82	Bernard Lagat	USA	7:29.00
2011	Yenew Alamirew	ETH	7:27.26	Edwin Soi	KEN	7:27.55	Eliud Kipchoge	KEN	7:27.66
2012	Augustine Choge	KEN	7:30.42	Isiah Koech	KEN	7:30.43	Caleb Ndiku	KEN	7:30.99
2013	Hagos Gebrhiwet	ETH	7:30.36	Thomas Longosiwa	KEN	7:32.01	Yenew Alamirew	ETH	7:32.64
2014	Caleb Ndiku	KEN	7:31.66	Abdelaati Iguider	MAR	7:34.99	Thomas Longosiwa	KEN	7:35.28
2015	Mohamed Farah	GBR	7:34.66	Caleb Ndiku	KEN	7:35.13	Yenew Alamirew	ETH	7:36.39
2016	Yomif Kejelcha	ETH	7:28.19	Abdelaati Iguider	MAR	7:30.09	Hagos Gebrhiwet	ETH	7:30.45
2017	Ronald Kwemai	KEN	7:28.73	Paul Chelimo	USA	7:31.57	Yomif Kejelcha	ETH	7:32.27
2018	Yomif Kejelcha	ETH	7:28.00	Birhanu Yemataw	BRN	7:34.26	Stewart McSweyn	AUS	7:34.79
2019	Selemon Barega	ETH	7:32.17	Joshua Cheptegei	UGA	7:33.26	Nicholas Kimeli	KEN	7:34.85
2020	Jacob Kiplimo	UGA	7:26.64	Jakob Ingebrigtsen	NOR	7:27.05	Stewart McSweyn	AUS	7:28.02
2021	Yomif Kejelcha	ETH	7:26.25	Mohamed Katir	ESP	7:27.64	Stewart McSweyn	AUS	7:28.94

5000 Metres

1970	Ian Stewart	GBR	13:22.85	Ian McCafferty	GBR	13:23.34	Dick Taylor	GBR	13:26.2
1971	Dave Bedford	GBR	13:22.2	Emiel Puttemans	BEL	13:24.6	Kip Keino	KEN	13:25.8
1972	Emiel Puttemans	BEL	13:13.0	Lasse Virén	FIN	13:16.4	Dave Bedford	GBR	13:17.2
1973	Emiel Puttemans	BEL	13:14.51	Dick Quax	NZL	13:16.33	Harald Norpoth	FRG	13:20.49
1974	Benjamin Jipcho	KEN	13:14.3	Brendan Foster	GBR	13:14.6	Knut Kvalheim	NOR	13:20.54
1975	Emiel Puttemans	BEL	13:18.6	Rod Dixon	NZL	13:21.6	Knut Boro	NOR	13:21.8
1976	Dick Quax	NZL	13:13.10	Klaus-Peter Hildebrand	FRG	13:13.69	Enn Sellik	URS	13:17.2
1977	Dick Quax	NZL	13:12.86	Miruts Yifter	ETH	13:13.82	Karl Fleschen	FRG	13:13.88
1978	Henry Rono	KEN	13:08.4	Ilie Floroiu	ROU	13:15.0	Martin Liquori	USA	13:16.21
1979	Suleiman Nyambui	TAN	13:12.29	Markus Ryffel	SUI	13:13.32	Valeriy Abramov	URS	13:15.6
1980	Miruts Yifter	ETH	13:16.38	Mohamed Kedir	ETH	13:17.5	Nat Muir	GBR	13:17.9
1981	Henry Rono	KEN	13:06.20	Hansjörg Kunze	GDR	13:10.40	Valeriy Abramov	URS	13:11.99
1982	Dave Moorcroft	GBR	13:00.41	Wodajo Bulti	ETH	13:07.29	António Leitão	POR	13:07.70
1983	Fernando Mamede	POR	13:08.54	António Leitão	POR	13:14.13	Doug Padilla	USA	13:17.69
1984	Said Aouita	MAR	13:04.78	Markus Ryffel	SUI	13:07.54	António Leitão	POR	13:09.20
1985	Said Aouita	MAR	13:00.40	Sydney Maree	USA	13:01.15	Alberto Cova	ITA	13:10.06
1986	Said Aouita	MAR	13:00.86	Jack Buckner	GBR	13:10.15	Stefano Mei	ITA	13:11.57
1987	Said Aouita	MAR	12:58.39	Jack Buckner	GBR	13:10.48	José Luis González	ESP	13:12.34
1988	John Ngugi	KEN	13:11.70	Dieter Baumann	FRG	13:15.52	José Regalo	POR	13:15.62
1989	Yobes Ondieki	KEN	13:04.24	Said Aouita	MAR	13:06.36	Arturo Barrios	MEX	13:07.79
1990	Salvatore Antibo	ITA	13:05.59	Yobes Ondieki	KEN	13:05.60	Mohamed Issangar	MAR	13:08.51
1991	Yobes Ondieki	KEN	13:01.82	Ibrahim Kinuthia	KEN	13:09.76	Salvatore Antibo	ITA	13:10.10
1992	Moses Kiptanui	KEN	13:00.93	Yobes Ondieki	KEN	13:03.58	Paul Bitok	KEN	13:08.89
1993	Ismael Kirui	KEN	13:02.75	Haile Gebrselassie	ETH	13:03.17	Khalid Skah	MAR	13:04.67
1994	Haile Gebrselassie	ETH	12:56.96	Khalid Skah	MAR	13:00.54	Bob Kennedy	USA	13:02.93
1995	Haile Gebrselassie	ETH	12:44.39	Moses Kiptanui	KEN	12:55.30	Daniel Komen	KEN	12:56.15
1996	Daniel Komen	KEN	12:45.09	Salah Hissou	MAR	12:50.80	Haile Gebrselassie	ETH	12:52.70
1997	Daniel Komen	KEN	12:39.74	Haile Gebrselassie	ETH	12:41.86	Paul Tergat	KEN	12:49.87
1998	Haile Gebrselassie	ETH	12:39.36	Assefa Mezegebu	ETH	12:53.84	Daniel Komen	KEN	12:54.82
1999	Haile Gebrselassie	ETH	12:49.64	Salah Hissou	MAR	12:52.53	Daniel Komen	KEN	12:55.16
2000	Brahim Lahlafi	MAR	12:49.28	Mohammed Mourhit	BEL	12:49.71	Ali Saïdi Sief	ALG	12:50.86
2001	Richard Limo	KEN	12:56.72	Hailu Mekonnen	ETH	12:58.57	Mark Bett	KEN	12:58.72
2002	Salah Hissou	MAR	12:55.85	Sammy Kipketer	KEN	12:56.99	Benjamin Limo	KEN	12:57.24
2003	Stephen Cherono	KEN	12:48.81	Hicham El Guerrouj	MAR	12:50.24	Kenenisa Bekele	ETH	12:52.26
2004	Kenenisa Bekele	ETH	12:37.35	Eliud Kipchoge	KEN	12:46.53	Sileshi Sihine	ETH	12:47.04
2005	Kenenisa Bekele	ETH	12:40.18	Eliud Kipchoge	KEN	12:50.22	Abderrahim Goumri	MAR	12:50.25
2006	Kenenisa Bekele	ETH	12:48.09	Isaac Songok	KEN	12:48.66	Saif Saaeed Shaheen	QAT	12:51.98
2007	Kenenisa Bekele	ETH	12:49.53	Sileshi Sihine	ETH	12:50.16	Eliud Kipchoge	KEN	12:50.38
2008	Kenenisa Bekele	ETH	12:50.18	Moses Masai	KEN	12:50.55	Tariku Bekele	ETH	12:52.45
2009	Kenenisa Bekele	ETH	12:52.32	Edwin Soi	KEN	12:55.03	Imane Merga	ETH	12:55.66
2010	Eliud Kipchoge	KEN	12:51.21	Vincent Chepkok	KEN	12:51.45	Mark Kiptoo	KEN	12:53.46
2011	Mohamed Farah	GBR	12:53.11	Bernard Lagat	KEN	12:53.60	Isiah Koech	KEN	12:54.18
2012	Dejen Gebremeskel	ETH	12:46.81	Hagos Gebrhiwet	ETH	12:47.53	Isiah Koech	KEN	12:48.64
2013	Edwin Soi	KEN	12:51.34	Albert Rop	BRN	12:51.96	Yenew Alamirew	ETH	12:54.95
2014	Muktar Edris	ETH	12:54.83	Thomas Longosiwa	KEN	12:56.16	Caleb Ndiku	KEN	12:59.17
2015	Yomif Kejelcha	ETH	12:53.98	Hagos Gebrhiwet	ETH	12:54.70	Paul Tanui	KEN	12:58.69
2016	Mohamed Farah	GBR	12:59.29	Muktar Edris	ETH	12:59.43	Dejen Gebremeskel	ETH	12:59.89
2017	Muktar Edris	ETH	12:55.23	Selemon Barega	ETH	12:55.58	Joshua Cheptegei	UGA	12:59.83
2018	Selemon Barega	ETH	12:43.02	Hagos Gebrhiwet	ETH	12:45.82	Yomif Kejelcha	ETH	12:46.79
2019	Telahun Haile	ETH	12:52.98	Selemon Barega	ETH	12:53.04	Hagos Gebrhiwet	ETH	12:54.92
2020	Joshua Cheptegei	UGA	12:35.36	Mohammed Ahmed	CAN	12:47.20	Jacob Kiplimo	UGA	12:48.63
2021	Jakob Ingebrigtsen	NOR	12:48.45	Hagos Gebrhiwet	ETH	12:49.02	Mohammed Ahmed	CAN	12:50.12

YEAR	FIRST		SECOND		THIRD		
10,000 Metres							
1970	Dave Bedford	GBR	28:06.2	Lachie Stewart	GBR	28:11.72	Ron Clarke AUS 28:13.45
1971	Dave Bedford	GBR	27:47.0	Juha Väätäinen	FIN	27:52.78	Jürgen Haase GDR 27:53.36
1972	Lasse Virén	FIN	27:38.34	Emiel Puttemans	BEL	27:39.68	Miruts Yifter ETH 27:40.96
1973	Dave Bedford	GBR	27:30.80	Dave Black	GBR	25:55.50	Nikolay Sviridov URS 27:58.6
1974	Steve Prefontaine	USA	27:43.6	Richard Taylor	NZL	27:46.40	Dave Black GBR 27:48.49
1975	Brendan Foster	GBR	27:45.43	Frank Shorter	USA	27:45.91	Jos Hermens NED 27:46.52
1976	Lasse Virén	FIN	27:40.38	Carlos Lopes	POR	27:42.65	Dick Quax NZL 27:46.0
1977	Samson Kimobwa	KEN	27:30.47	Brendan Foster	GBR	27:36.62	Henry Rono KEN 27:37.08
1978	Henry Rono	KEN	27:22.5	Brendan Foster	GBR	27:30.30	Martti Vainio FIN 27:30.99
1979	Karl Fleschen	FRG	27:38.8	Craig Virgin	USA	27:39.4	Mike McLeod GBR 27:39.76
1980	Craig Virgin	USA	27:29.16	Henry Rono	KEN	27:31.68	Fernando Mamede POR 27:37.88
1981	Fernando Mamede	POR	27:27.7	Werner Schildhauer	GDR	27:38.43	Mohamed Kedir ETH 27:39.44
1982	Fernando Mamede	POR	27:22.95	Carlos Lopes	POR	27:24.39	Alberto Salazar USA 27:25.61
1983	Carlos Lopes	POR	27:23.44	Werner Schildhauer	GDR	27:24.95	Fernando Mamede POR 27:25.13
1984	Fernando Mamede	POR	27:13.81	Carlos Lopes	POR	27:17.48	Hansjörg Kunze GDR 27:33.10
1985	Bruce Bickford	USA	27:37.17	Mark Nenow	USA	27:40.85	Ed Eyestone USA 27:41.05
1986	Mark Nenow	USA	27:20.56	Saïd Aouita	MAR	27:26.11	Hansjörg Kunze GDR 27:34.68
1987	Francesco Panetta	ITA	27:26.95	Wodajo Bulti	ETH	27:29.41	Jean-Louis Prianon FRA 27:34.38
1988	Brahim Boutayeb	MAR	27:21.46	Eamonn Martin	GBR	27:23.06	Salvatore Antibo ITA 27:23.55
1989	Arturo Barrios	MEX	27:08.23	Salvatore Antibo	ITA	27:16.50	Addis Abebe ETH 27:17.82
1990	Arturo Barrios	MEX	27:18.22	John Ngugi	KEN	27:19.15	Salvatore Antibo ITA 27:25.16
1991	Richard Chelimo	KEN	27:11.18	John Ngugi	KEN	27:11.62	Khalid Skah MAR 27:23.29
1992	Fita Bayissa	ETH	27:14.26	Richard Chelimo	KEN	27:15.53	Tony Martins FRA 27:22.78
1993	Yobes Ondieki	KEN	26:56.38	Richard Chelimo	KEN	27:07.91	William Sigei KEN 27:16.81
1994	William Sigei	KEN	26:52.23	Haile Gebrselassie	ETH	27:15.00	William Kiptum KEN 27:17.20
1995	Haile Gebrselassie	ETH	26:43.53	Worku Bikila	ETH	27:06.44	Ismael Kirui KEN 27:06.59
1996	Salah Hissou	MAR	26:38.08	Paul Tergat	KEN	26:54.41	Paul Koech KEN 26:56.78
1997	Paul Tergat	KEN	26:27.85	Haile Gebrselassie	ETH	26:31.32	Paul Koech KEN 26:36.26
1998	Haile Gebrselassie	ETH	26:22.75	Paul Tergat	KEN	26:46.44	Paul Koech KEN 26:47.89
1999	Charles Kamathi	KEN	26:51.49	Mohammed Mourhit	BEL	26:52.30	Habte Jifar ETH 27:06.45
2000	Paul Tergat	KEN	27:03.87	Felix Limo	KEN	27:04.54	Patrick Ivuti KEN 27:09.79
2001	Abraham Chebii	KEN	27:04.20	Benjamin Maiyo	KEN	27:07.55	Luke Kipkosgei KEN 27:12.37
2002	Sammy Kipketer	KEN	26:49.38	Assefa Mezgebu	ETH	26:49.90	Richard Limo KEN 26:50.20
2003	Haile Gebrselassie	ETH	26:29.22	Nicholas Kemboi	KEN	26:30.03	Abdullah Ahmed Hassan QAT 26:38.76
2004	Kenenisa Bekele	ETH	26:20.31	Sileshi Sihine	ETH	26:39.69	Haile Gebrselassie ETH 26:41.58
2005	Kenenisa Bekele	ETH	26:17.53	Abebe Dinkesa	ETH	26:30.74	Boniface Kiprof UGA 26:39.77
2006	Micah Kogo	KEN	26:35.63	Zersenay Tadese	ERI	26:37.25	Boniface Kiprof KEN 26:41.95
2007	Kenenisa Bekele	ETH	26:46.19	Sileshi Sihine	ETH	26:48.73	Eliud Kipchoge KEN 26:49.02
2008	Kenenisa Bekele	ETH	26:25.97	Sileshi Sihine	ETH	26:50.53	Haile Gebrselassie ETH 26:51.20
2009	Kenenisa Bekele	ETH	26:46.31	Zersenay Tadese	ERI	26:50.12	Josphat Masai KEN 26:57.39
2010	Josphat Menjo	KEN	26:56.74	Chris Solinsky	USA	26:59.60	Daniel Salel KEN 27:07.85
2011	Kenenisa Bekele	ETH	26:43.16	Lucas Rotich	KEN	26:43.98	Mohamed Farah GBR 26:46.57
2012	Emmanuel Bett	KEN	26:51.16	Vincent Chepkok	KEN	26:51.68	Kenneth Kipkemoi KEN 26:52.65
2013	Dejen Gebremeskel	ETH	26:51.02	Abera Kuma	ETH	26:52.85	Imane Merga ETH 26:57.33
2014	Galen Rupp	USA	26:44.36	Paul Tanui	KEN	26:49.41	Bedan Karoki KEN 26:52.36
2015	Mohamed Farah	GBR	26:50.97	Paul Tanui	KEN	26:51.86	Geoffrey Kamworor KEN 26:52.65
2016	Yigrem Demelash	ETH	26:51.11	Mohamed Farah	GBR	26:53.71	William Sitonik KEN 26:54.66
2017	Mohamed Farah	GBR	26:49.51	Joshua Cheptegei	UGA	26:49.94	Paul Tanui KEN 26:50.60
2018	Stanley Waithaka	KEN	27:13.01	Richard Yator	KEN	27:14.70	Joshua Cheptegei UGA 27:19.62
2019	Joshua Cheptegei	UGA	26:48.36	Hagos Gebrhiwet	ETH	26:48.95	Yomif Kejelcha ETH 26:49.34
2020	Joshua Cheptegei	UGA	26:11.00	Nicholas Kimeli	KEN	26:58.97	Richard Yator KEN 27:01.42
2021	Jacob Kiplimo	UGA	26:33.93	Selemon Barega	ETH	26:49.51	Yomif Kejelcha ETH 26:49.73

Marathon

1970	Ron Hill	GBR	2:09:28	Akio Usami	JPN	2:10:38	Eamon O'Reilly USA 2:11:12
1971	Derek Clayton	AUS	2:11:09	John Farrington	AUS	2:12:14	Ron Hill GBR 2:12:39
1972	Frank Shorter	USA	2:10:30	John Farrington	AUS	2:12:01	Lutz Philipp FRG 2:12:50
1973	John Farrington	AUS	2:11:13	Frank Shorter	USA	2:11:45	Derek Clayton AUS 2:12:08
1974	Ian Thompson	GBR	2:09:12	Karel Lismont	BEL	2:11:14	Jack Foster NZL 2:11:19
1975	Bill Rogers	USA	2:09:55	Jerome Drayton	CAN	2:10:09	David Chettle AUS 2:10:20
1976	Waldemar Cierpinski	GDR	2:09:55	Bill Rogers	USA	2:10:10	Frank Shorter USA 2:10:46
1977	Bill Rogers	USA	2:10:56	Leonid Moiseyev	URS	2:11:57	Massimo Magnani ITA 2:13:04
1978	Shigeru Soh	JPN	2:09:06	Bill Rogers	USA	2:10:13	Jeff Wells USA 2:10:15
1979	Bill Rogers	USA	2:09:27	Marc Smet	BEL	2:10:00	Toshihiko Seko JPN 2:10:12
1980	Gerard Nijboer	NED	2:09:01	Alberto Salazar	USA	2:09:41	Toshihiko Seko JPN 2:09:45
1981	Alberto Salazar	USA	2:08:13	Rob de Castella	AUS	2:08:18	Toshihiko Seko JPN 2:09:26
1982	Alberto Salazar	USA	2:08:51	Dick Beardsley	USA	2:08:53	Rob de Castella AUS 2:09:18
1983	Rob de Castella	AUS	2:08:37	Toshihiko Seko	JPN	2:08:38	Carlos Lopes POR 2:08:39

YEAR	FIRST		SECOND		THIRD				
1984	Steve Jones	GBR	2:08:05	Carlos Lopes	POR	2:09:06	Rob de Castella	AUS	2:09:09
1985	Carlos Lopes	POR	2:07:12	Steve Jones	GBR	2:07:13	Djama Robleh	DJI	2:08:08
1986	Taisuke Kodama	JPN	2:07:35	Rob de Castella	AUS	2:07:51	Kunimitsu Ito	JPN	2:07:57
1987	Takeyuki Nakayama	JPN	2:08:18	Hiromi Taniguchi	JPN	2:09:50	Mustapha Ennechchadi	MAR	2:10:09
1988	Belayneh Dinsamo	ETH	2:06:50	Ahmed Salah	DJI	2:07:07	Abebe Mekonnen	ETH	2:07:35
1989	Juma Ikangaa	TAN	2:08:01	Belayneh Dinsamo	ETH	2:08:40	Douglas Wakiihuri	KEN	2:09:03
1990	Steve Moneghetti	AUS	2:08:16	Gelindo Bordin	ITA	2:08:19	Gidamis Shahanga	TAN	2:08:32
1991	Koichi Morishita	JPN	2:08:53	Takeyuki Nakayama	JPN	2:09:12	Yakov Tolstikov	URS	2:09:17
1992	David Tsebe	RSA	2:08:07	Ibrahim Hussein	KEN	2:08:14	Dionisio Cerón	MEX	2:08:36
1993	Dionisio Cerón	MEX	2:08:51	Vincent Rousseau	BEL	2:09:13	Kim Wan-Ki	KOR	2:09:25
1994	Cosmas Ndeti	KEN	2:07:15	Andrés Espinosa	MEX	2:07:19	Vincent Rousseau	BEL	2:07:51
1995	Sammy Lelei	KEN	2:07:02	Vincent Rousseau	BEL	2:07:20	Dionisio Cerón	MEX	2:08:30
1996	Martín Fiz	ESP	2:08:25	Lee Bong-Ju	KOR	2:08:26	Gert Thys	RSA	2:08:30
1997	Khalid Khannouchi	MAR	2:07:10	Josiah Thugwane	RSA	2:07:28	Elijah Lagat	KEN	2:07:41
1998	Ronaldo da Costa	BRA	2:06:05	Mosoro Osoro	KEN	2:06:54	Khalid Khannouchi	MAR	2:07:19
1999	Khalid Khannouchi	MAR	2:05:42	Moses Tanui	KEN	2:06:16	Gert Thys	RSA	2:06:33
2000	António Pinto	POR	2:06:36	Atsushi Fujita	JPN	2:06:51	Khalid Khannouchi	USA	2:07:01
2001	Josephat Kiprono	KEN	2:06:50	Driss El Himer	FRA	2:07:02	Abdelkader El Mouaziz	MAR	2:07:11
2002	Khalid Khannouchi	USA	2:05:38	Paul Tergat	KEN	2:05:48	Daniel Njenga	KEN	2:06:16
							Toshinari Takaoka	JPN	2:06:16
2003	Paul Tergat	KEN	2:04:55	Sammy Korir	KEN	2:04:56	Evans Rutto	KEN	2:05:50
2004	Felix Limo	KEN	2:06:14	Evans Rutto	KEN	2:06:16	Robert Cheboror	KEN	2:06:23
2005	Haile Gebrselassie	ETH	2:06:20	Felix Limo	KEN	2:07:02	Benjamin Maiyo	KEN	2:07:09
2006	Haile Gebrselassie	ETH	2:05:56	Sammy Korir	KEN	2:06:38	Felix Limo	KEN	2:06:39
2007	Haile Gebrselassie	ETH	2:04:26	Emmanuel Mutai	KEN	2:06:29	Samuel Wanjiru	KEN	2:06:39
2008	Haile Gebrselassie	ETH	2:03:59	Martin Lel	KEN	2:05:15	Samuel Wanjiru	KEN	2:05:24
2009	Duncan Kibet	KEN	2:04:27				Abel Kirui	KEN	2:05:04
	James Kwambai	KEN	2:04:27						
2010	Patrick Makau	KEN	2:04:48	Geoffrey Mutai	KEN	2:04:55	Wilson Kipsang	KEN	2:04:57
2011	Patrick Makau	KEN	2:03:38	Wilson Kipsang	KEN	2:03:42	Emmanuel Mutai	KEN	2:04:40
2012	Geoffrey Mutai	KEN	2:04:15	Dennis Kimetto	KEN	2:04:16	Ayele Abshero	ETH	2:04:23
2013	Wilson Kipsang	KEN	2:03:23	Dennis Kimetto	KEN	2:03:45	Emmanuel Mutai	KEN	2:03:52
2014	Dennis Kimetto	KEN	2:02:57	Emmanuel Mutai	KEN	2:03:13	Eliud Kipchoge	KEN	2:04:11
2015	Eliud Kipchoge	KEN	2:04:00	Wilson Kipsang	KEN	2:04:47	Eliud Kiptanui	KEN	2:05:21
2016	Kenenisa Bekele	ETH	2:03:03	Eliud Kipchoge	KEN	2:03:05	Wilson Kipsang	KEN	2:03:13
2017	Eliud Kipchoge	KEN	2:03:32	Guye Adola	ETH	2:03:46	Wilson Kipsang	KEN	2:03:58
2018	Eliud Kipchoge	KEN	2:01:39	Mosinet Geremew	ETH	2:04:00	Leul Gebrselassie	ETH	2:04:02
2019	Kenenisa Bekele	ETH	2:01:41	Eliud Kipchoge	KEN	2:02:37	Berhanu Legesse	ETH	2:02:48
2020	Evans Chebet	KEN	2:03:00	Lawrence Cheronro	KEN	2:03:04	Berhanu Legesse	ETH	2:03:16
2021	Titus Ekiru	KEN	2:02:57	Bashir Abdi	BEL	2:03:36	Tamirat Tola	ETH	2:03:39

3000 Metres Steeplechase

1970	Kerry O'Brien	AUS	8:22.0	Tony Manning	AUS	8:26.2	Mikhail Zhelev	BUL	8:29.4
1971	Kerry O'Brien	AUS	8:24.0	Jean-Paul Villain	FRA	8:25.12	Anatoliy Verlan	URS	8:25.4
1972	Anders Gärderud	SWE	8:20.8	Tapio Kantanen	FIN	8:21.0	Bronisław Malinowski	POL	8:22.2
1973	Benjamin Jipcho	KEN	8:13.91	Anders Gärderud	SWE	8:18.4	Bronisław Malinowski	POL	8:21.6
1974	Anders Gärderud	SWE	8:14.2	Bronisław Malinowski	POL	8:15.04	Michael Karst	FRG	8:17.91
1975	Anders Gärderud	SWE	8:09.70	Bronisław Malinowski	POL	8:12.62	Michael Karst	FRG	8:16.11
1976	Anders Gärderud	SWE	8:08.02	Bronisław Malinowski	POL	8:09.11	Frank Baumgartl	GDR	8:10.36
1977	Michael Karst	FRG	8:14.85	Dan Glans	SWE	8:16.3	Bronisław Malinowski	POL	8:16.94
1978	Henry Rono	KEN	8:05.37	Bronisław Malinowski	POL	8:11.63	Patriz Ilg	FRG	8:16.92
1979	Henry Rono	KEN	8:17.92	Bronisław Malinowski	POL	8:21.97	Mariano Scartezzini	ITA	8:22.72
1980	Bronisław Malinowski	POL	8:09.70	Kip Rono	KEN	8:12.0	Filbert Bayi	TAN	8:12.48
1981	Mariano Scartezzini	ITA	8:13.32	Bogusław Mamiński	POL	8:16.66	Amos Korir	KEN	8:18.57
1982	Henry Marsh	USA	8:16.17	Patriz Ilg	FRG	8:17.04	Wolfgang Konrad	AUT	8:17.22
1983	Henry Marsh	USA	8:12.37	Bogusław Mamiński	POL	8:12.62	Patriz Ilg	FRG	8:15.06
1984	Joseph Mahmoud	FRA	8:07.62	Bogusław Mamiński	POL	8:09.18	Julius Korir	KEN	8:11.80
1985	Henry Marsh	USA	8:09.17	Krzysztof Wesolowski	POL	8:11.04	Joseph Mahmoud	FRA	8:11.07
1986	William Van Dijck	BEL	8:10.01	Colin Reitz	GBR	8:12.11	Julius Korir	KEN	8:12.74
1987	Francesco Panetta	ITA	8:08.57	Hagen Melzer	GDR	8:10.32	William Van Dijck	BEL	8:12.18
1988	Julius Kariuki	KEN	8:05.51	Peter Koech	KEN	8:06.79	Mark Rowland	GBR	8:07.96
1989	Peter Koech	KEN	8:05.35	Patrick Sang	KEN	8:06.03	Julius Kariuki	KEN	8:12.18
1990	Peter Koech	KEN	8:10.95	Francesco Panetta	ITA	8:12.66	William Mutwol	KEN	8:12.75
1991	Moses Kiptanui	KEN	8:06.46	Philip Barkutwo	KEN	8:08.39	Mark Croghan	USA	8:10.69
1992	Moses Kiptanui	KEN	8:02.08	Philip Barkutwo	KEN	8:05.37	Matthew Birir	KEN	8:08.84
1993	Moses Kiptanui	KEN	8:06.36	Patrick Sang	KEN	8:07.53	Alessandro Lambruschini	ITA	8:08.78
1994	Moses Kiptanui	KEN	8:08.80	Richard Kosgei	KEN	8:10.20	Mark Croghan	USA	8:10.56
1995	Moses Kiptanui	KEN	7:59.18	Eliud Barngetuny	KEN	8:05.01	Gideon Chirchir	KEN	8:06.77
1996	John Kosgei	KEN	8:05.68	Joseph Keter	KEN	8:05.99	Gideon Chirchir	KEN	8:06.85

YEAR	FIRST			SECOND			THIRD		
1997	Bernard Barmasai	KEN	7:55.72	Moses Kiptanui	KEN	7:56.16	Wilson Boit Kipketer	KEN	7:59.08
1998	Bernard Barmasai	KEN	8:00.67	Wilson Boit Kipketer	KEN	8:01.05	Moses Kiptanui	KEN	8:04.96
1999	Bernard Barmasai	KEN	7:58.98	Christopher Kosgei	KEN	8:05.43	Ali Ezzine	MAR	8:06.70
2000	Bernard Barmasai	KEN	8:02.76	Brahim Boulami	MAR	8:02.90	Ali Ezzine	MAR	8:03.57
2001	Brahim Boulami	MAR	7:55.28	Reuben Kosgei	KEN	7:57.29	Stephen Cherono	KEN	7:58.66
2002	Brahim Boulami	MAR	7:58.09	Stephen Cherono	KEN	7:58.10	Wilson Boit Kipketer	KEN	8:00.56
2003	Saif Saaeed Shaheen	QAT	7:57.38	Paul Kipsiele Koech	KEN	7:57.42	Ezekiel Kemboi	KEN	8:02.49
2004	Saif Saaeed Shaheen	QAT	7:53.63	Paul Kipsiele Koech	KEN	7:59.65	Brahim Boulami	MAR	8:02.66
2005	Saif Saaeed Shaheen	QAT	7:55.51	Paul Kipsiele Koech	KEN	7:56.37	Brimin Kipruto	KEN	8:04.22
2006	Saif Saaeed Shaheen	QAT	7:56.32	Paul Kipsiele Koech	KEN	7:59.94	Richard Mateelong	KEN	8:07.50
2007	Paul Kipsiele Koech	KEN	7:58.80	Brimin Kipruto	KEN	8:02.89	Ezekiel Kemboi	KEN	8:05.50
2008	Paul Kipsiele Koech	KEN	8:00.57	Richard Mateelong	KEN	8:07.64	Tareq Mubarak Taher	BRN	8:08.53
2009	Ezekiel Kemboi	KEN	7:58.85	Richard Mateelong	KEN	8:00.89	Bouabdellah Tahri	FRA	8:01.18
2010	Brimin Kipruto	KEN	8:00.90	Ezekiel Kemboi	KEN	8:01.74	Paul Kipsiele Koech	KEN	8:02.07
2011	Brimin Kipruto	KEN	7:53.64	Ezekiel Kemboi	KEN	7:55.76	Paul Kipsiele Koech	KEN	7:57.32
2012	Paul Kipsiele Koech	KEN	7:54.31	Richard Mateelong	KEN	7:56.81	Abel Mutai	KEN	8:01.67
2013	Ezekiel Kemboi	KEN	7:59.03	Mahiedine Mekhissi-Benabbad	FRA	8:00.09	Conseslus Kipruto	KEN	8:01.16
2014	Jairus Birech	KEN	7:58.41	Mahiedine Mekhissi-Benabbad	FRA	8:03.23	Ezekiel Kemboi	KEN	8:04.12
2015	Jairus Birech	KEN	7:58.83	Evan Jager	USA	8:00.45	Ezekiel Kemboi	KEN	8:01.71
2016	Conseslus Kipruto	KEN	8:00.12	Jairus Birech	KEN	8:03.90	Evan Jager	USA	8:04.01
2017	Evan Jager	USA	8:01.29	Conseslus Kipruto	KEN	8:04.63	Soufiane El Bakkali	MAR	8:04.83
2018	Soufiane El Bakkali	MAR	7:58.15	Evan Jager	USA	8:01.02	Benjamin Kigen	KEN	8:06.19
2019	Conseslus Kipruto	KEN	8:01.35	Lamecha Girma	ETH	8:01.36	Soufiane El Bakkali	MAR	8:03.76
2020	Soufiane El Bakkali	MAR	8:08.04	Leonard Bett	KEN	8:08.78	Djilali Bedrani	FRA	8:13.43
2021	Benjamin Kigen	KEN	8:07.12	Lamecha Girma	ETH	8:07.75	Abraham Kibiwot	KEN	8:07.81

110 Metres Hurdles (* 120 yards times plus 0.03)

1970	Thomas Hill	USA	13.42*	Marcus Walker	USA	13.43*	Guy Drut	FRA	13.59
1971	Rod Milburn	USA	13.0	Willie Davenport	USA	13.3	Guy Drut	FRA	13.56
1972	Rod Milburn	USA	13.24	Guy Drut	FRA	13.34	Thomas Hill	USA	13.47
1973	Rod Milburn	USA	13.0 ^(13.41)	Ricky Stubbs	USA	13.55*			
				Thomas Hill	USA	13.55*			
1974	Guy Drut	FRA	13.40	Charles Foster	USA	13.44	Thomas Hill	USA	13.53
1975	Guy Drut	FRA	13.28	Jerry Wilson	USA	13.38	Charles Foster	USA	13.43
1976	Guy Drut	FRA	13.30	Frank Siebeck	GDR	13.33			
				Alejandro Casañas	CUB	13.33			
1977	Alejandro Casañas	CUB	13.21	Thomas Munkelt	GDR	13.37	James Owens	USA	13.49
							Charles Foster	USA	13.49
1978	Greg Foster	USA	13.22	Renaldo Nehemiah	USA	13.23	Dedy Cooper	USA	13.43
1979	Renaldo Nehemiah	USA	13.00	Alejandro Casañas	CUB	13.24	Greg Foster	USA	13.28
1980	Renaldo Nehemiah	USA	13.21	Greg Foster	USA	13.27	Dedy Cooper	USA	13.34
1981	Renaldo Nehemiah	USA	12.93	Greg Foster	USA	13.03	Alejandro Casañas	CUB	13.36
1982	Greg Foster	USA	13.22	Willie Gault	USA	13.26	Sam Turner	USA	13.31
1983	Greg Foster	USA	13.11	Sam Turner	USA	13.17	Tonie Campbell	USA	13.32
1984	Greg Foster	USA	13.15	Roger Kingdom	USA	13.16	Tonie Campbell	USA	13.23
1985	Roger Kingdom	USA	13.14	Greg Foster	USA	13.24	Andre Phillips	USA	13.25
1986	Stéphane Caristan	FRA	13.20	Greg Foster	USA	13.25	Andrey Prokofyev	URS	13.28
1987	Greg Foster	USA	13.17	Tonie Campbell	USA	13.19	Mark McKoy	CAN	13.23
1988	Roger Kingdom	USA	12.97	Colin Jackson	GBR	13.11	Mark McKoy	CAN	13.17
							Tonie Campbell	USA	13.17
1989	Roger Kingdom	USA	12.92	Colin Jackson	GBR	13.11	Greg Foster	USA	13.19
1990	Colin Jackson	GBR	13.08	Greg Foster	USA	13.15	Roger Kingdom	USA	13.21
							Tony Jarrett	GBR	13.21
1991	Tony Dees	USA	13.05	Greg Foster	USA	13.06			
				Jack Pierce	USA	13.06			
1992	Colin Jackson	GBR	13.04	Tony Dees	USA	13.08	Mark McKoy	CAN	13.11
1993	Colin Jackson	GBR	12.91	Tony Jarrett	GBR	13.00	Jack Pierce	USA	13.06
1994	Colin Jackson	GBR	12.98	Mark Crear	USA	13.07	Mark McKoy	AUT	13.14
1995	Allen Johnson	USA	12.98	Mark Crear	USA	13.02	Tony Jarrett	GBR	13.04
1996	Allen Johnson	USA	12.92	Jack Pierce	USA	12.94	Mark Crear	USA	13.05
1997	Allen Johnson	USA	12.93	Mark Crear	USA	13.03	Colin Jackson	GBR	13.05
1998	Allen Johnson	USA	12.98	Mark Crear	USA	13.00	Colin Jackson	GBR	13.02
1999	Mark Crear	USA	12.98	Larry Wade	USA	13.01			
				Allen Johnson	USA	13.01			
2000	Allen Johnson	USA	12.97	Anier García	CUB	13.00	Colin Jackson	GBR	13.10
2001	Allen Johnson	USA	13.04	Anier García	CUB	13.07	Larry Wade	USA	13.12
2002	Anier García	CUB	13.03	Allen Johnson	USA	13.04	Colin Jackson	GBR	13.11
2003	Allen Johnson	USA	12.97	Stanislav Olijar	LAT	13.08	Liu Xiang	CHN	13.17
							Duane Ross	USA	13.17
							Terrence Trammell	USA	13.17

YEAR	FIRST			SECOND			THIRD		
2004	Liu Xiang	CHN	12.91	Allen Johnson	USA	13.05	Ladji Doucouré	FRA	13.06
2005	Ladji Doucouré	FRA	12.97	Allen Johnson	USA	12.99	Dominique Arnold	USA	13.01
2006	Liu Xiang	CHN	12.88	Dominique Arnold	USA	12.90	Allen Johnson	USA	12.96
2007	Liu Xiang	CHN	12.92				Terrence Trammell	USA	12.95
	Dayron Robles	CUB	12.92						
2008	Dayron Robles	CUB	12.87	David Oliver	USA	12.95	Terrence Trammell	USA	13.08
2009	Dayron Robles	CUB	13.04	David Oliver	USA	13.09	Terrence Trammell	USA	13.12
							David Payne	USA	13.12
2010	David Oliver	USA	12.89	Dayron Robles	CUB	13.01	Liu Xiang	CHN	13.09
2011	David Oliver	USA	12.94	Liu Xiang	CHN	13.00			
				Dayron Robles	CUB	13.00			
2012	Aries Merritt	USA	12.80	Liu Xiang	CHN	12.97	Jason Richardson	USA	12.98
2013	David Oliver	USA	13.00	Hansle Parchment	RSA	13.05	Orlando Ortega	CUB	13.08
2014	Hansle Parchment	RSA	12.94	Pascal Martinot-Lagarde	FRA	12.95	Ronnie Ash	USA	12.99
2015	Orlando Ortega	CUB	12.94	Omar McLeod	JAM	12.97	David Oliver	USA	12.98
							Sergey Shubenkov	RUS	12.98
2016	Omar McLeod	JAM	12.98	Devon Allen	USA	13.03	Orlando Ortega	ESP	13.04
2017	Omar McLeod	JAM	12.90	Sergey Shubenkov	ANA	13.01	Ronald Levy	JAM	13.05
2018	Sergey Shubenkov	ANA	12.92	Orlando Ortega	ESP	13.08	Ronald Levy	JAM	13.12
2019	Grant Holloway	USA	12.98	Daniel Roberts	USA	13.00	Orlando Ortega	ESP	13.05
2020	Orlando Ortega	ESP	13.11	Andrew Pozzi	GBR	13.14	Aaron Mallett	USA	13.15
2021	Grant Holloway	USA	12.81	Devon Allen	USA	12.99	Omar McLeod	JAM	13.01
400 Metres Hurdles									
1970	Ralph Mann	USA	48.5	Jean-Claude Nallet	FRA	48.6	Wayne Collett	USA	48.9
1971	Ralph Mann	USA	48.9	Wes Williams	USA	49.0			
				John Akii-Bua	UGA	49.0			
1972	John Akii-Bua	UGA	47.82	Ralph Mann	USA	48.51	David Hemery	GBR	48.52
1973	John Akii-Bua	UGA	48.54	Jim Bolding	USA	48.8*	Miroslav Kodejs	TCH	49.35
1974	Jim Bolding	USA	48.1	Alan Pascoe	GBR	48.82	Jean-Claude Nallet	FRA	48.94
1975	Jim Bolding	USA	48.4	Alan Pascoe	GBR	48.59	John Akii-Bua	UGA	48.67
1976	Edwin Moses	USA	47.64	Quentin Wheeler	USA	48.55			
				Tom Andrews	USA	48.55			
1977	Edwin Moses	USA	47.45	Volker Beck	GDR	48.83	Harald Schmid	FRG	48.85
1978	Edwin Moses	USA	47.94	Harald Schmid	FRG	48.43	James Walker	USA	48.91
							Quentin Wheeler	USA	48.91
1979	Edwin Moses	USA	47.53	Harald Schmid	FRG	47.85	Vasily Arkhipenko	URS	48.35
1980	Edwin Moses	USA	47.13	Harald Schmid	FRG	48.05	Volker Beck	GDR	48.70
1981	Edwin Moses	USA	47.14	Andre Phillips	USA	48.10	David Lee	USA	48.53
1982	Harald Schmid	FRG	47.48	Dave Patrick	USA	48.44			
				David Lee	USA	48.44			
1983	Edwin Moses	USA	47.02	Andre Phillips	USA	47.78	Dave Patrick	USA	48.05
1984	Edwin Moses	USA	47.32	Harald Schmid	FRG	47.69	Danny Harris	USA	48.02
1985	Danny Harris	USA	47.63	Andre Phillips	USA	47.67	Harald Schmid	FRG	47.85
1986	Edwin Moses	USA	47.38	Andre Phillips	USA	47.51	Danny Harris	USA	47.82
1987	Edwin Moses	USA	47.46	Danny Harris	USA	47.48			
				Harald Schmid	FRG	47.48			
1988	Andre Phillips	USA	47.19	Amadou Dia Bâ	SEN	47.23	Edwin Moses	USA	47.37
1989	Kevin Young	USA	47.86	Andre Phillips	USA	47.94	Winthrop Graham	JAM	48.20
1990	Danny Harris	USA	47.49	Samuel Matete	ZAM	47.91	Kriss Akabusi	GBR	47.92
1991	Samuel Matete	ZAM	47.10	Danny Harris	USA	47.38	Winthrop Graham	JAM	47.74
1992	Kevin Young	USA	46.78	Winthrop Graham	JAM	47.62	Kriss Akabusi	GBR	47.82
1993	Kevin Young	USA	47.18	Winthrop Graham	JAM	47.60			
				Samuel Matete	ZAM	47.60			
1994	Derrick Adkins	USA	47.70	Samuel Matete	ZAM	47.90	Winthrop Graham	JAM	48.05
1995	Stéphane Diagana	FRA	47.37	Samuel Matete	ZAM	47.52	Derrick Adkins	USA	47.54
1996	Derrick Adkins	USA	47.54	Samuel Matete	ZAM	47.78	Calvin Davis	USA	47.91
1997	Bryan Bronson	USA	47.64	Stéphane Diagana	FRA	47.70	Fabrizio Mori	ITA	47.79
1998	Bryan Bronson	USA	47.03	Angelo Taylor	USA	47.90	Joey Woody	USA	47.97
1999	Fabrizio Mori	ITA	47.72	Llewellyn Herbert	RSA	47.83	Samuel Matete	ZAM	47.91
2000	Angelo Taylor	USA	47.50	Hadi Al-Somaily	KSA	47.53	Llewellyn Herbert	RSA	47.81
2001	Félix Sánchez	DOM	47.38	Fabrizio Mori	ITA	47.54	Dai Tamesue	JPN	47.89
2002	Félix Sánchez	DOM	47.35	James Carter	USA	47.57	Stéphane Diagana	FRA	47.58
2003	Félix Sánchez	DOM	47.25	Kemel Thompson	JAM	48.05	Periklis Iakovákis	GRE	48.17
2004	Félix Sánchez	DOM	47.63	James Carter	USA	47.68	Bershawn Jackson	USA	47.86
2005	Kerron Clement	USA	47.24	Bershawn Jackson	USA	47.30	James Carter	USA	47.43
2006	Kerron Clement	USA	47.39	Bershawn Jackson	USA	47.48	Periklis Iakovákis	GRE	47.82
2007	Kerron Clement	USA	47.61	James Carter	USA	47.72	Félix Sánchez	DOM	48.01
2008	Angelo Taylor	USA	47.25	Kerron Clement	USA	47.79	Bershawn Jackson	USA	48.02
2009	Kerron Clement	USA	47.91	LJ van Zyl	RSA	47.94	Bershawn Jackson	USA	47.98

YEAR	FIRST			SECOND			THIRD		
2010	Bershawn Jackson	USA	47.32	Johnny Dutch	USA	47.63	Javier Culson	PUR	47.72
2011	LJ van Zyl	RSA	47.66	Jeshua Anderson	USA	47.93			
				Bershawn Jackson	USA	47.93			
2012	Félix Sánchez	DOM	47.63	Javier Culson	PUR	47.78	David Greene	GBR	47.84
2013	Jehue Gordon	TTO	47.79	Michael Tinsley	USA	47.70	Omar Cisneros	CUB	47.93
2014	Javier Culson	PUR	48.03	Michael Tinsley	USA	48.25			
				Cornel Fredericks	RSA	48.25			
2015	Nicholas Bett	KEN	47.79	Denis Kudryavtsev	RUS	48.05	Bershawn Jackson	USA	48.09
2016	Kerron Clement	USA	47.73	Boniface Tumuti	KEN	47.78	Yasmani Copello Escobar	TUR	47.92
2017	Kyron McMaster	IVB	47.80	Kerron Clement	USA	48.02	Quincy Downing	USA	48.13
2018	Abderrahmane Samba	QAT	46.98	Rai Benjamin	ANT	47.02	Kyron McMaster	IVB	47.54
2019	Karsten Warholm	NOR	46.92	Rai Benjamin	USA	46.98	Abderrahmane Samba	QAT	47.27
2020	Karsten Warholm	NOR	46.87	Ludvy Vaillant	FRA	48.69	Rasmus Mägi	EST	48.72
2021	Karsten Warholm	NOR	45.94	Rai Benjamin	USA	46.17	Alison dos Santos	BRA	46.72
High Jump									
1970	Ni Chinchin	CHN	2.29	Kęstutis Šapka	URS	2.23	Bill Elliott	USA	2.215
							Reynaldo Brown	USA	2.215
1971	Pat Matzdorf	USA	2.29	Ni Chihchin	CHN	2.25	Rustem Akhmetov	URS	2.23
							István Major	HUN	2.23
1972	Jüri Tarmak	URS	2.25	István Major	HUN	2.24i			
				Kęstutis Šapka	URS	2.24			
				Hermann Magerl	FRG	2.24			
1973	Dwight Stones	USA	2.30	John Radetich	USA	2.255i	Ni Chihchin	CHN	2.25
1974	Dwight Stones	USA	2.28	Jesper Törring	DEN	2.25			
				Kęstutis Šapka	URS	2.25			
1975	Dwight Stones	USA	2.28	Tom Woods	USA	2.27	Paul Poaniewa	FRA	2.26
1976	Dwight Stones	USA	2.32	Jacek Wszola	POL	2.29	John Radetich	USA	2.285i
1977	Vladimir Yashchenko	URS	2.33	Rolf Beilschmidt	GDR	2.31	Aleksandr Grigoryev	URS	2.30
							Dwight Stones	USA	2.30
							Jacek Wszola	POL	2.30
1978	Vladimir Yashchenko	URS	2.35i	Franklin Jacobs	USA	2.32	Greg Joy	CAN	2.31
							Rolf Beilschmidt	GDR	2.31
1979	Dietmar Mögenburg	FRG	2.32	Five men		2.30			
1980	Gerd Wessig	GDR	2.36	Jacek Wszola	POL	2.35			
				Dietmar Mögenburg	FRG	2.35			
1981	Jeff Woodard	USA	2.33i	Roland Dalhäuser	SUI	2.31			
	Aleksey Demyanyuk	URS	2.33	Gerd Nagel	FRG	2.31			
				Dwight Stones	USA	2.31			
1982	Dietmar Mögenburg	FRG	2.34i	Zhu Jianhua	CHN	2.33	Five men		2.32
1983	Zhu Jianhua	CHN	2.38	Valeriy Sereda	URS	2.35	Paul Frommeyer	FRG	2.34
							Carlo Thränhardt	FRG	2.34
							Eddy Annijis	BEL	2.34
1984	Zhu Jianhua	CHN	2.39	Valeriy Sereda	URS	2.37			
				Carlo Thränhardt	FRG	2.37			
1985	Igor Paklin	URS	2.41	Rudolf Povarnitsyn	URS	2.40	Dietmar Mögenburg	FRG	2.39i
1986	Igor Paklin	URS	2.38	Jim Howard	USA	2.36i			
				Carlo Thränhardt	FRG	2.36i			
				Javier Sotomayor	CUB	2.36			
1987	Patrik Sjöberg	SWE	2.42	Carlo Thränhardt	FRG	2.40i	Gennadiy Avdyeenko	URS	2.38
							Igor Paklin	URS	2.38
1988	Javier Sotomayor	CUB	2.43	Carlo Thränhardt	FRG	2.42	Patrik Sjöberg	SWE	2.39i
1989	Javier Sotomayor	CUB	2.44	Patrik Sjöberg	SWE	2.40	Hollis Conway	USA	2.39
1990	Sorin Matei	ROU	2.40	Hollis Conway	USA	2.38	Dragutin Topić	YUG	2.37
							Sergey Dymchenko	URS	2.37
1991	Hollis Conway	USA	2.40i						
	Javier Sotomayor	CUB	2.40						
	Charles Austin	USA	2.40						
1992	Patrik Sjöberg	SWE	2.38i	Steve Smith	GBR	2.37	Four men		2.36
1993	Javier Sotomayor	CUB	2.45	Patrik Sjöberg	SWE	2.39i	Hollis Conway	USA	2.38
							Dragutin Topić	YUG	2.38
1994	Javier Sotomayor	CUB	2.42	Steve Smith	GBR	2.38i			
				Wolf-Hendrik Bayer	GER	2.38i			
1995	Javier Sotomayor	CUB	2.40	Troy Kemp	BAH	2.38			
				Sorin Matei	ROU	2.38i			
1996	Charles Austin	USA	2.39	Javier Sotomayor	CUB	2.38i			
				Artur Partyka	POL	2.38			
1997	Javier Sotomayor	CUB	2.37	Tim Forsyth	AUS	2.36			
				Steinar Hoen	NOR	2.36			

YEAR	FIRST	SECOND	THIRD
1998	Javier Sotomayor CUB 2.37	Steve Smith GBR 2.36i Sergey Klyugin RUS 2.36	
1999	Vyacheslav Voronin RUS 2.37	Javier Sotomayor CUB 2.36i Steve Smith GBR 2.36	
2000	Vyacheslav Voronin RUS 2.40	Matt Hemingway USA 2.38i	Artur Partyka POL 2.37i
2001	Vyacheslav Voronin RUS 2.37	Martin Buss GER 2.36	Andrey Sokolovsky UKR 2.35i Charles Clinger USA 2.35
2002	Jacques Freitag RSA 2.37	Andrey Sokolovskiy UKR 2.36	Four men 2.35
2003	Stefan Holm SWE 2.36i Aleksander Walerianczyk POL 2.36	Jacques Freitag RSA 2.35	
2004	Stefan Holm SWE 2.37i	Andrey Sokolovskiy UKR 2.35	Five men 2.34
2005	Stefan Holm SWE 2.40i	Jaroslav Rybakov RUS 2.38i Jacques Freitag RSA 2.38 Andrey Sokolovskiy UKR 2.38	
2006	Ivan Ukhov RUS 2.37i Yaroslav Rybakov RUS 2.37i Andrey Silnov RUS 2.37		
2007	Ivan Ukhov RUS 2.39i	Yaroslav Rybakov RUS 2.38i Stefan Holm SWE 2.38i Linus Thornblad SWE 2.38i	
2008	Yaroslav Rybakov RUS 2.38i Andrey Silnov RUS 2.38	Stefan Holm SWE 2.37	
2009	Ivan Ukhov RUS 2.40i	Linus Thronblad SWE 2.36i Jesse Williams USA 2.36i	
2010	Ivan Ukhov RUS 2.38i	Jesse Williams USA 2.32i	Four men 2.33
2011	Ivan Ukhov RUS 2.38i	Jesse Williams USA 2.37	Aleksey Dmitrik RUS 2.36 Aleksandr Shustov RUS 2.36 Andrey Silnov RUS 2.36 Andrey Silnov RUS 2.37 Robbie Grabarz GBR 2.37
2012	Ivan Ukhov RUS 2.39 Mutaz Essa Barshim QAT 2.39		Derek Drouin CAN 2.38
2013	Bogdan Bondarenko UKR 2.41	Mutaz Essa Barshim QAT 2.40	Aleksey Dmitrik RUS 2.40i Derek Drouin CAN 2.40 Andrii Protsenko UKR 2.40
2014	Mutaz Essa Barshim QAT 2.43	Bogdan Bondarenko UKR 2.42	Bogdan Bondarenko UKR 2.37 Erik Kynard USA 2.37 Derek Drouin CAN 2.37 Gianmarco Tamberi ITA 2.37
2015	Mutaz Essa Barshim QAT 2.41	Zhang Guowei CHN 2.38	Derek Drouin CAN 2.38 Ivan Ukhov RUS 2.35i Mateusz Przybylko GER 2.35 Dzmitry Nabokau BLR 2.36 Brandon Starc AUS 2.36
2016	Mutaz Essa Barshim QAT 2.40	Gianmarco Tamberi ITA 2.39	
2017	Mutaz Essa Barshim QAT 2.40	Danil Lysenko ANA 2.38	
2018	Mutaz Essa Barshim QAT 2.40 Danil Lysenko ANA 2.40		
2019	Mutaz Essa Barshim QAT 2.37	Naoto Tobe JPN 2.35i Maksim Nedasekau BLR 2.35 Mikhail Akimenko ANA 2.35 Ilya Ivanyuk ANA 2.35	
2020	Darryl Sullivan USA 2.33i Tom Gale GBR 2.33i Luis Zayas CUB 2.33i Jamal Wilson BAH 2.33i Ilya Ivanyuk RUS 2.33i Maksim Nedasekau BLR 2.33		
2021	Ilya Ivanyuk ANA 2.37 Maksim Nedasekau BLR 2.37 Gianmarco Tamberi ITA 2.37 Mutaz Essa Barshim QAT 2.37		

Pole Vault

1970	Hristos Papanicolau GRE 5.49	Wolfgang Nordwig GDR 5.46	François Tracanelli FRA 5.40
1971	Kjell Isaksson SWE 5.43	Wolfgang Nordwig GDR 5.40	Yuriy Isakov URS 5.36
1972	Bob Seagren USA 5.63	Kjell Isaksson SWE 5.59	Steve Smith USA 5.50 Jan Johnson USA 5.50 Wolfgang Nordwig GDR 5.50
1973	Steve Smith USA 5.49i	Antti Kalliomäki FIN 5.47	François Tracanelli FRA 5.42
1974	Steve Smith USA 5.53i	Bob Seagren USA 5.49	Tadeusz Ślusarski POL 5.42
1975	Dave Roberts USA 5.65	Steve Smith USA 5.61i	Władysław Kozakiewicz POL 5.60
1976	Dave Roberts USA 5.70	Earl Bell USA 5.67	Władysław Kozakiewicz POL 5.62 Tadeusz Ślusarski POL 5.62

YEAR	FIRST	SECOND	THIRD
1977	Wladyslaw KozakiewiczPOL 5.66	Earl Bell USA 5.60	
		Mike Tully USA 5.60	
1978	Mike Tully USA 5.71	Wladyslaw KozakiewiczPOL 5.62	Larry Jessee USA 5.61 Vladimir Trofimenko URS 5.61 Dan Ripley USA 5.63
1979	Patrick Abada FRA 5.65 Philippe Houvion FRA 5.65		
1980	Wladyslaw KozakiewiczPOL 5.78	Philippe Houvion FRA 5.77	Thierry Vigneron FRA 5.75
1981	Vladimir Polyakov URS 5.81	Thierry Vigneron FRA 5.80	Konstantin Volkov URS 5.75
1982	Dave Volz USA 5.75 Jean-Michel Bellot FRA 5.75		Billy Olson USA 5.74i
1983	Thierry Vigneron FRA 5.83	Pierre Quinon FRA 5.82	Billy Olson USA 5.80i
1984	Sergey Bubka URS 5.94	Thierry Vigneron FRA 5.91	Konstantin Volkov URS 5.85
1985	Sergey Bubka URS 6.00	Pierre Quinon FRA 5.90	Billy Olson USA 5.86i
1986	Sergey Bubka URS 6.01	Billy Olson USA 5.93i	Joe Dial USA 5.91i
1987	Sergey Bubka URS 6.03	Joe Dial USA 5.96	Ferenc Salbert FRA 5.90i Rodion Gataullin URS 5.90
1988	Sergey Bubka URS 6.06	Rodion Gataullin URS 5.95	Miroslaw Chmara POL 5.90
1989	Sergey Bubka URS 6.03i	Rodion Gataullin RUS 6.02i	Philippe Collet FRA 5.92i
1990	Sergey Bubka URS 6.05i	Philippe Collet FRA 5.94i	Rodion Gataullin URS 5.92
1991	Sergey Bubka URS 6.12i	István Bagyula HUN 5.92	Viktor Ryzhenkov URS 5.91i
1992	Sergey Bubka EUN 6.13i	Rodion Gataullin EUN 5.95	Igor Potapovich EUN 5.92
1993	Sergey Bubka UKR 6.15i	Rodion Gataullin RUS 6.00	Jean Galfione FRA 5.93
1994	Sergey Bubka UKR 6.14	Rodion Gataullin RUS 6.00	Scott Huffman USA 5.97
1995	Okkert Brits RSA 6.03	Sergey Bubka UKR 6.00	Maksim Tarasov RUS 5.91
1996	Sergey Bubka UKR 6.02	Okkert Brits RSA 6.01 Igor Trandenkov RUS 6.01	
1997	Sergey Bubka UKR 6.05	Maksim Tarasov RUS 6.00 Tim Lobinger GER 6.00	
1998	Jeff Hartwig USA 6.01	Dmitriy Markov BLR 6.00	Jean Galfione FRA 5.97
1999	Maksim Tarasov RUS 6.05	Jeff Hartwig USA 6.02	Jean Galfione FRA 6.00i Tim Lobinger GER 6.00
2000	Jeff Hartwig USA 6.03	Michael Stolle GER 5.95 Tim Lobinger GER 5.95i	
2001	Dmitri Markov AUS 6.05	Danny Ecker GER 6.00i	Lawrence Johnson USA 5.96i
2002	Jeff Hartwig USA 6.02i	Tim Lobinger GER 5.90	Four men 5.85
2003	Romain Mesnil FRA 5.95	Aleksandr Averbukh ISR 5.93	Tim Lobinger GER 5.91
2004	Tim Mack USA 6.01	Toby Stevenson USA 6.00	Jeff Hartwig USA 5.88i
2005	Paul Burgess AUS 6.00	Brad Walker USA 5.96	Tim Lobinger GER 5.93
2006	Brad Walker USA 6.00	Steve Hooker AUS 5.96	Paul Burgess AUS 5.92
2007	Brad Walker USA 5.95	Paul Burgess AUS 5.91 Steve Hooker AUS 5.91	
2008	Brad Walker USA 6.04	Yevgeniy Lukyanenko RUS 6.01	Steve Hooker AUS 6.00
2009	Steve Hooker AUS 6.06i	Renaud Lavillenie FRA 6.01	Romain Mesnil FRA 5.85
2010	Steve Hooker AUS 5.95	Renaud Lavillenie FRA 5.94	Malte Mohr GER 5.90
2011	Renaud Lavillenie FRA 6.03i	Pawel Wojciechowski POL 5.91	Dmitriy Starodubtsev RUS 5.90i Lázaro Borges CUB 5.90
2012	Björn Otto GER 6.01	Renaud Lavillenie FRA 5.97	Malte Mohr GER 5.91 Raphael Holzdeppe GER 5.91
2013	Renaud Lavillenie FRA 6.02	Raphael Holzdeppe GER 5.91	Björn Otto GER 5.90i
2014	Renaud Lavillenie FRA 6.16i	Malte Mohr GER 5.90i	Luke Cutts GBR 5.83i Mark Hollis USA 5.83
2015	Renaud Lavillenie FRA 6.05	Raphael Holzdeppe GER 5.94	Shawn Barber CAN 5.93
2016	Thiago Braz BRA 6.03	Shawn Barber CAN 6.00i	Renaud Lavillenie FRA 5.98
2017	Piotr Lisek POL 6.00i Sam Kendricks USA 6.00		Pawel Wojciechowski POL 5.93
2018	Armand Duplantis SWE 6.05	Timur Morgunov ANA 6.00	Sam Kendricks USA 5.96
2019	Sam Kendricks USA 6.06	Piotr Lisek POL 6.02	Armand Duplantis SWE 6.00
2020	Armand Duplantis SWE 6.18i	Sam Kendricks USA 6.02	Renaud Lavillenie FRA 5.94i
2021	Armand Duplantis SWE 6.10	Renaud Lavillenie FRA 6.06i	KC Lightfoot USA 6.00i
Long Jump			
1970	Josef Schwartz FRG 8.35	Jacques Pani FRA 8.16	Klaus Beer GDR 8.10
1971	Ron Coleman USA 8.25	Norm Tate USA 8.23	Jacques Pani FRA 8.15
1972	Randy Williams USA 8.34	Preston Carrington USA 8.22	Henry Hines USA 8.19
1973	James McAlister USA 8.24	Randy Williams USA 8.16	Valeriy Podluzniy URS 8.15
1974	Arnie Robinson USA 8.30	Nenad Stekić YUG 8.24	James Moore USA 8.20
1975	Nenad Stekić YUG 8.45	Arnie Robinson USA 8.28	Grzegorz Cybulski POL 8.27
1976	Arnie Robinson USA 8.35	Jacques Rousseau FRA 8.26	Aleksey Pereverzev URS 8.21

YEAR	FIRST			SECOND			THIRD		
1977	Nenad Stekić	YUG	8.27	Jacques Rousseau	FRA	8.25	Arnie Robinson	USA	8.24
1978	Nenad Stekić	YUG	8.32	James Lofton	USA	8.23			
				João de Oliveira	BRA	8.23			
1979	Larry Myricks	USA	8.52	João de Oliveira	BRA	8.36	Lutz Dombrowski	GDR	8.31
1980	Lutz Dombrowski	GDR	8.54	Larry Myricks	USA	8.38i	Frank Paschek	GDR	8.36
1981	Carl Lewis	USA	8.62	Larry Myricks	USA	8.45	Henry Lauterbach	GDR	8.35
1982	Carl Lewis	USA	8.76	Larry Myricks	USA	8.56	Lutz Dombrowski	GDR	8.30
1983	Carl Lewis	USA	8.79	Jason Grimes	USA	8.39	Sergey Rodin	URS	8.33
1984	Carl Lewis	USA	8.79i	Larry Myricks	USA	8.59	Lutz Dombrowski	GDR	8.50
1985	Carl Lewis	USA	8.62	Larry Myricks	USA	8.44	Jason Grimes	USA	8.43
							Mike Conley	USA	8.43
1986	Robert Emmiyan	URS	8.61	Larry Myricks	USA	8.50	Jaime Jefferson	CUB	8.47
1987	Robert Emmiyan	URS	8.86	Carl Lewis	USA	8.75	Larry Myricks	USA	8.66
1988	Carl Lewis	USA	8.76	Larry Myricks	USA	8.74	Mike Powell	USA	8.49
1989	Larry Myricks	USA	8.70	Carl Lewis	USA	8.54	Mike Powell	USA	8.49
1990	Mike Powell	USA	8.66	Jaime Jefferson	CUB	8.53	Carl Lewis	USA	8.51
1991	Mike Powell	USA	8.95	Carl Lewis	USA	8.87	Larry Myricks	USA	8.50
							Llewellyn Starks	USA	8.50
1992	Carl Lewis	USA	8.68	Mike Powell	USA	8.64	Iván Pedroso	CUB	8.53
1993	Mike Powell	USA	8.70	Erick Walder	USA	8.53	Iván Pedroso	CUB	8.49
1994	Erick Walder	USA	8.74	Carl Lewis	USA	8.66	Kareem Streete-Thompson	USA	8.63
1995	Iván Pedroso	CUB	8.71	Kareem Streete-Thompson	USA	8.56	Mike Powell	USA	8.52
1996	Erick Walder	USA	8.58	James Beckford	JAM	8.52	Carl Lewis	USA	8.50
1997	Iván Pedroso	CUB	8.63	James Beckford	JAM	8.62	Erick Walder	USA	8.49
1998	James Beckford	JAM	8.60	Iván Pedroso	CUB	8.54	Erick Walder	USA	8.48
1999	Iván Pedroso	CUB	8.62i	Yago Lamela	ESP	8.56	James Beckford	JAM	8.50
2000	Iván Pedroso	CUB	8.65	Melvin Lister	USA	8.49			
				Jai Taurima	AUS	8.49			
2001	Iván Pedroso	CUB	8.43i	James Beckford	JAM	8.41	Savanté Stringfellow	USA	8.38
2002	Miguel Pate	USA	8.59i	Savanté Stringfellow	USA	8.52	Dwight Phillips	USA	8.38
2003	Yago Lamela	ESP	8.53	Savanté Stringfellow	USA	8.46			
				Miguel Pate	USA	8.46			
2004	Dwight Phillips	USA	8.60	John Moffitt	USA	8.47	Savanté Stringfellow	USA	8.41i
2005	Dwight Phillips	USA	8.60	Miguel Pate	USA	8.45	Mohammed Salman Al-Khuwalidi	KSA	8.44
2006	Irving Saladino	PAN	8.56	Mohammed Salman Al-Khuwalidi	KSA	8.48	Ignisious Gaisah	GHA	8.43
2007	Loúis Tsátoumas	GRE	8.66	Irving Saladino	PAN	8.57	Andrew Howe	ITA	8.47
2008	Irving Saladino	PAN	8.73	Ibrahim Camejo	CUB	8.46	Loúis Tsátoumas	GRE	8.44
2009	Dwight Phillips	USA	8.74	Sebastian Bayer	GER	8.71i	Irving Saladino	PAN	8.63
2010	Christian Reif	GER	8.47	Dwight Phillips	USA	8.46	Fabrice Lapierre	AUS	8.40
2011	Mitchell Watt	AUS	8.54	Dwight Phillips	USA	8.45	Ngonidzashé Makusha	ZIM	8.40
							Irving Saladino	PAN	8.40
2012	Greg Rutherford	GBR	8.35				Sebastian Bayer	GER	8.34
	Sergey Morgunov	RUS	8.35						
2013	Aleksandr Menkov	RUS	8.56	Luis Rivera	MEX	8.46	Eusebio Cáceres	ESP	8.37
2014	Greg Rutherford	GBR	8.51	Christian Reif	GER	8.49	Li Jinzhe	CHN	8.47
2015	Jeffrey Henderson	USA	8.52	Zarck Visser	RSA	8.41			
				Greg Rutherford	GBR	8.41			
2016	Jarrion Lawson	USA	8.58	Luvo Manyonga	RSA	8.48	Marquise Goodwin	USA	8.45
2017	Luvo Manyonga	RSA	8.65	Ruswahl Samaai	RSA	8.49	Jarrion Lawson	USA	8.44
2018	Juan Miguel Echevarría	CUB	8.68	Luvo Manyonga	RSA	8.58	Wang Jianan	CHN	8.47
2019	Tajay Gayle	JAM	8.69	Juan Miguel Echevarría	CUB	8.65	Zarck Visser	RSA	8.41
2020	Juan Miguel Echevarría	CUB	8.41i	Wang Jianan	CHN	8.36	Huang Changzhou	CHN	8.33
2021	Miltiádis Tentóglou	GRE	8.60	Juan Miguel Echevarría	CUB	8.50	JuVaughn Harrison	USA	8.47

Triple Jump

1970	Viktor Sanyeyev	URS	17.34	Jörg Drehmel	GDR	17.13	Nikolay Dudkin	URS	17.01
1971	Pedro Perez	CUB	17.40	Viktor Sanyeyev	URS	17.29	Carol Corbu	ROU	17.12
1972	Viktor Sanyeyev	URS	17.44	Jörg Drehmel	GDR	17.31	Carol Corbu	ROU	17.10
1973	Mikhail Bariban	URS	17.20	Viktor Sanyeyev	URS	17.12	Michał Joachimowski	POL	17.06
1974	Viktor Sanyeyev	URS	17.23	Jörg Drehmel	GDR	17.06	Michał Joachimowski	POL	17.03
1975	João de Oliveira	BRA	17.89	Viktor Sanyeyev	URS	17.33	Tommy Haynes	USA	17.20
1976	João de Oliveira	BRA	17.38	Viktor Sanyeyev	URS	17.29	James Butts	USA	17.18
1977	Ron Livers	USA	17.19	Anatoliy Piskulin	URS	17.04	Viktor Sanyeyev	URS	16.90
							Juan Velazquez	CUB	16.90
1978	João de Oliveira	BRA	17.44	James Butts	USA	17.24	Ron Livers	USA	17.15
1979	Gennadiy Valyukevich	URS	17.29	João de Oliveira	BRA	17.27	Willie Banks	USA	17.23
1980	Jaak Uudmäe	URS	17.35	Viktor Sanyeyev	URS	17.24	João de Oliveira	BRA	17.22
1981	Willie Banks	USA	17.56	João de Oliveira	BRA	17.37	Zhou Zhenxian	CHN	17.34
1982	Keith Connor	GBR	17.57	Ken Lorroway	AUS	17.46	Gennadiy Valyukevich	URS	17.42

YEAR	FIRST			SECOND			THIRD		
1983	Vasiliy Grishchenkov	URS	17.55	Aleksandr Beskrovniy	URS	17.53	Zdzislaw Hoffmann	POL	17.42
1984	Oleg Protsenko	URS	17.52	Aleksandr Yakovlev	URS	17.50			
				Mike Conley	USA	17.50			
1985	Willie Banks	USA	17.97	Charlie Simpkins	USA	17.86	Khristo Markov	BUL	17.77
1986	Khristo Markov	BUL	17.80	Nikolay Musiyenko	URS	17.78			
				Lázaro Betancourt	CUB	17.78			
1987	Khristo Markov	BUL	17.92	Mike Conley	USA	17.87	Aleksandr Kovalenko	URS	17.77
1988	Khristo Markov	BUL	17.77	Igor Lapshin	URS	17.69	Oleg Protsenko	URS	17.68
1989	Vladimir Inozemtsev	URS	17.62	Mike Conley	USA	17.65i	Oleg Sakirkin	URS	17.58
1990	Kenny Harrison	USA	17.93	Vladimir Inozemtsev	URS	17.90	Oleg Protsenko	URS	17.75
1991	Kenny Harrison	USA	17.78	Leonid Voloshin	URS	17.75	Ralf Jaros	GER	17.66
1992	Mike Conley	USA	17.72	Charlie Simpkins	USA	17.60	Leonid Voloshin	URS	17.53i
1993	Mike Conley	USA	17.86	Yoelbi Quesada	CUB	17.68	Leonid Voloshin	RUS	17.65
1994	Leonid Voloshin	URS	17.77i	Mike Conley	USA	17.68	Denis Kapustin	RUS	17.62
1995	Jonathan Edwards	GBR	18.29	James Beckford	JAM	17.92	Brian Wellman	BER	17.72i
1996	Kenny Harrison	USA	18.09	Jonathan Edwards	GBR	17.88	Yoelbi Quesada	CUB	17.75
1997	Yoelbi Quesada	CUB	17.85	Aliecer Urrutia	CUB	17.83i	Jonathan Edwards	GBR	17.74
1998	Jonathan Edwards	GBR	18.01	Denis Kapustin	RUS	17.65	Aleksandr Glavatskiy	BLR	17.53
1999	Charles Friedek	GER	17.59	Jonathan Edwards	GBR	17.52	Rostislav Dimitrov	BUL	17.49
2000	Jonathan Edwards	GBR	17.71	Fabrizio Donato	ITA	17.60	Yoel García	CUB	17.47
2001	Jonathan Edwards	GBR	17.92	Christian Olsson	SWE	17.49	Igor Spasovkhodskiy	RUS	17.44
2002	Jonathan Edwards	GBR	17.86	Christian Olsson	SWE	17.80i	Phillips Idowu	GBR	17.68
2003	Christian Olsson	SWE	17.77	Marian Oprea	ROU	17.63	Jonathan Edwards	GBR	17.61
2004	Christian Olsson	SWE	17.83i	Melvin Lister	USA	17.78	Jadel Gregório	BRA	17.72
2005	Marian Oprea	ROU	17.81	Jadel Gregório	BRA	17.73	Nathan Douglas	GBR	17.64
2006	Marian Oprea	ROU	17.74i	Walter Davis	USA	17.73i	Christian Olsson	SWE	17.67
2007	Jadel Gregório	BRA	17.90	Nelson Évora	POR	17.74	Aarik Wilson	USA	17.58
2008	Phillips Idowu	GBR	17.65i	Nelson Évora	POR	17.67	Leevan Sands	BAH	17.59
2009	Phillips Idowu	GBR	17.73	Nelson Évora	POR	17.66	Yoandri Betanzos	CUB	17.65
							Alexis Copello	CUB	17.65
2010	Teddy Tamgho	FRA	17.98	Phillips Idowu	GBR	17.81	Yoandri Betanzos	CUB	17.69i
2011	Christian Taylor	USA	17.96	Teddy Tamgho	FRA	17.92i	Phillips Idowu	GBR	17.77
2012	Christian Taylor	USA	17.81	Will Claye	USA	17.70i	Lyukman Adams	RUS	17.53
							Fabrizio Donato	ITA	17.53
2013	Teddy Tamgho	FRA	18.04	Daniele Greco	ITA	17.70i	Pedro Pablo Pichardo	CUB	17.69
2014	Pedro Pablo Pichardo	CUB	17.76	Will Claye	USA	17.75	Ernesto Revé	CUB	17.58
2015	Christian Taylor	USA	18.21	Pedro Pablo Pichardo	CUB	18.08	Omar Craddock	USA	17.53
2016	Christian Taylor	USA	17.86	Will Claye	USA	17.76	Dong Bin	CHN	17.58
2017	Christian Taylor	USA	18.11	Will Claye	USA	17.91	Pedro Pablo Pichardo	CUB	17.60
2018	Pedro Pablo Pichardo	POR	17.95	Christian Taylor	USA	17.81	Almir dos Santos	BRA	17.53
2019	Will Claye	USA	18.14	Christian Taylor	USA	17.92	Omar Craddock	USA	17.68
2020	Hugues Fabrice Zango	BUR	17.77i	Christian Taylor	USA	17.57	Andy Díaz	CUB	17.30
2021	Hugues Fabrice Zango	BUR	18.07i	Pedro Pablo Pichardo	POR	17.98	Andy Díaz	CUB	17.63

Shot Put

1970	Randy Matson	USA	21.75	Karl Salb	USA	20.56i	Hartmut Briesenick	GDR	20.55
1971	Heinz-Joachim Rothenburg	GDR	21.12	Hartmut Briesenick	GDR	21.08	Al Feuerbach	USA	21.00i
1972	Hartmut Briesenick	GDR	21.54	Al Feuerbach	USA	21.52	George Woods	USA	21.38
1973	Al Feuerbach	USA	21.82	Hartmut Briesenick	GDR	21.67	George Woods	USA	21.27i
1974	George Woods	USA	22.02i	Aleksandr Baryshnikov	URS	21.70	Al Feuerbach	USA	21.60
1975	Brian Oldfield	USA	22.86	Hans Höglund	SWE	21.33	Randy Matson	USA	21.26i
1976	Brian Oldfield	USA	22.45	Aleksandr Baryshnikov	URS	22.00	Terry Albritton	USA	21.85
1977	Udo Beyer	GDR	21.74	Terry Albritton	USA	21.50i	Geoff Capes	GBR	21.30
1978	Udo Beyer	GDR	22.15	Reijo Stahlberg	FIN	21.17	Al Feuerbach	USA	21.07
1979	Udo Beyer	GDR	21.74	Reijo Stahlberg	FIN	21.69	Dave Laut	USA	21.11
1980	Udo Beyer	GDR	21.98	Brian Oldfield	USA	21.82	Geoff Capes	GBR	21.68
1981	Brian Oldfield	USA	22.02	Udo Beyer	GDR	21.69	Dave Laut	USA	21.60
1982	Dave Laut	USA	22.02	Udo Beyer	GDR	21.94	Remigius Machura	TCH	21.74
1983	Udo Beyer	GDR	22.22	Dave Laut	USA	21.94	Edward Sarul	POL	21.68
1984	Brian Oldfield	USA	22.19	Sergey Kasnauskas	URS	22.09	Udo Beyer	GDR	22.04
1985	Ulf Timmermann	GDR	22.62	Sergey Smirnov	URS	22.05	Alessandro Andrei	ITA	21.95
1986	Udo Beyer	GDR	22.64	Ulf Timmermann	GDR	22.60	Sergey Smirnov	URS	22.24
1987	Alessandro Andrei	ITA	22.91	John Brenner	USA	22.52	Werner Günthör	SUI	22.47
1988	Ulf Timmermann	GDR	23.06	Werner Günthör	SUI	22.75	Randy Barnes	USA	22.42
1989	Randy Barnes	USA	22.66i	Ulf Timmermann	GDR	22.55i	Werner Günthör	SUI	22.18
1990	Randy Barnes	USA	23.12	Ulf Timmermann	GDR	21.64	Mike Stulce	USA	21.49i
1991	Werner Günthör	SUI	22.03	Vyacheslav Lykho	URS	20.77	Lars Arvid Nilsen	NOR	20.75
1992	Gregg Tafralis	USA	21.98	Werner Günthör	SUI	21.91	Mike Stulce	USA	21.70
1993	Werner Günthör	SUI	21.98	Randy Barnes	USA	21.80	Mike Stulce	USA	21.77i

YEAR	FIRST			SECOND			THIRD		
1994	Kevin Toth	USA	21.25i	Jim Doehring	USA	21.09	Aleksandr Bagach	UKR	21.05i
1995	John Godina	USA	22.00	Mika Halvari	FIN	21.50	Brent Noon	USA	21.47
1996	Randy Barnes	USA	22.40	John Godina	USA	21.25	Roman Virastyuk	UKR	21.23
							Paolo Dal Soglio	ITA	21.23
1997	Randy Barnes	USA	22.03	Kevin Toth	USA	21.78	John Godina	USA	21.75
1998	John Godina	USA	21.78	Dragan Perić	YUG	21.77	Oliver-Sven Buder	GER	21.47i
1999	John Godina	USA	22.02	Aleksandr Bagach	UKR	21.83i	C. J. Hunter	USA	21.79
2000	Adam Nelson	USA	22.12	Mika Halvari	FIN	22.09i	C. J. Hunter	USA	21.87
2001	Janus Robberts	RSA	21.97	John Godina	USA	21.95	Adam Nelson	USA	21.53
2002	Adam Nelson	USA	22.51	Kevin Toth	USA	22.19	John Godina	USA	21.91
2003	Kevin Toth	USA	22.67	Carl Myerscough	GBR	21.92	Yuriy Bilonog	UKR	21.81
2004	Christian Cantwell	USA	22.54	John Godina	USA	21.71	Adam Nelson	USA	21.68
2005	John Godina	USA	22.20	Adam Nelson	USA	21.92	Reese Hoffa	USA	21.74i
2006	Christian Cantwell	USA	22.45	Reese Hoffa	USA	22.11i	Adam Nelson	USA	22.04
2007	Reese Hoffa	USA	22.43	Christian Cantwell	USA	21.96	Joachim Olsen	DEN	21.61
							Adam Nelson	USA	21.61
2008	Adam Nelson	USA	22.40i	Christian Cantwell	USA	22.18i	Reese Hoffa	USA	22.10
2009	Christian Cantwell	USA	22.16	Tomasz Majewski	POL	21.95	Reese Hoffa	USA	21.89
2010	Christian Cantwell	USA	22.41	Reese Hoffa	USA	22.16	Cory Martin	USA	22.10
2011	Dylan Armstrong	CAN	22.21	Adam Nelson	USA	22.09			
				Reese Hoffa	USA	22.09			
2012	Christian Cantwell	USA	22.31	Reese Hoffa	USA	22.00			
				Ryan Whiting	USA	22.00i			
2013	Ryan Whiting	USA	22.28	David Storl	GER	21.73	Reese Hoffa	USA	21.71
2014	Ryan Whiting	USA	22.23i	Joe Kovacs	USA	22.03	David Storl	GER	21.97
2015	Joe Kovacs	USA	22.56	David Storl	GER	22.20	Ryan Whiting	USA	21.80i
2016	Ryan Crouser	USA	22.52	Tomas Walsh	NZL	22.21	Joe Kovacs	USA	22.13
2017	Ryan Crouser	USA	22.65	Joe Kovacs	USA	22.57	Darrell Hill	USA	22.44
2018	Tom Walsh	NZL	22.67	Ryan Crouser	USA	22.53	Darrell Hill	USA	22.40
2019	Joe Kovacs	USA	22.91	Ryan Crouser	USA	22.90			
				Tom Walsh	NZL	22.90			
2020	Ryan Crouser	USA	22.91	Leonardo Fabbri	ITA	21.99	Konrad Bukowiecki	POL	21.88i
							Michał Haratyk	POL	21.88
2021	Ryan Crouser	USA	23.37	Joe Kovacs	USA	22.72	Tom Walsh	NZL	22.47
Discus Throw									
1970	Rickard Bruch	SWE	67.14	Jay Silvester	USA	66.28	Ferenc Téglá	HUN	65.30
1971	Jay Silvester	USA	70.38	Rickard Bruch	SWE	68.32	Tim Vollmer	USA	67.39
1972	Rickard Bruch	SWE	68.40	Ludvik Danek	TCH	66.64	Tim Vollmer	USA	66.57
1973	Rickard Bruch	SWE	67.58	John Powell	USA	66.65	Siegfried Pachale	GDR	66.38
1974	Rickard Bruch	SWE	68.16	John Powell	USA	68.08	John van Reenen	RSA	68.04
1975	John Powell	USA	69.08	John van Reenen	RSA	68.48	Ludvik Danek	TCH	67.14
1976	Mac Wilkins	USA	70.86	Wolfgang Schmidt	GDR	68.60	Siegfried Pachale	GDR	67.54
							John Powell	USA	67.54
1977	Mac Wilkins	USA	69.20	Wolfgang Schmidt	GDR	68.26	Hein-Direck Neu	FRG	68.08
1978	Wolfgang Schmidt	GDR	71.16	Mac Wilkins	USA	70.48	Ken Stadel	USA	68.40
1979	Mac Wilkins	USA	70.66	Knut Hjeltnes	NOR	69.50	Art Swarts	USA	69.40
1980	Mac Wilkins	USA	70.98	Al Oerter	USA	69.46	Art Swarts	USA	69.22
1981	John Powell	USA	69.98	Wolfgang Schmidt	GDR	69.60	Al Oerter	USA	68.76
1982	Luis Delís	CUB	70.58	Art Burns	USA	69.96	Georgiy Kolnootchenko	URS	69.44
1983	Yuriy Dumchev	URS	71.86	Ben Plucknett	USA	71.32	Art Burns	USA	71.18
1984	John Powell	USA	71.26				Art Burns	USA	70.98
	Ricky Bruch	SWE	71.26						
1985	Imrich Bugár	TCH	71.26	Luis Delís	CUB	70.00	Jürgen Schult	GDR	69.74
1986	Jürgen Schult	GDR	74.08	Art Burns	USA	68.72	Knut Hjeltnes	NOR	68.50
1987	Jürgen Schult	GDR	69.52	Mike Buncic	USA	68.98	Stefan Fernholm	SWE	68.30
1988	Jürgen Schult	GDR	70.46	Yuriy Dumchev	URS	70.30	Romas Ubartas	URS	70.06
1989	Wolfgang Schmidt	FRG	70.92	Mike Buncic	USA	68.88	Luis Delís	CUB	68.28
1990	Romas Ubartas	URS	68.94	Wolfgang Schmidt	FRG	68.30	Mike Buncic	USA	67.72
1991	Mike Buncic	USA	69.36	Erik de Bruin	NED	68.12	Adewale Olukoju	NGR	67.80
1992	Jürgen Schult	GER	69.04	Lars Riedel	GER	68.66	Romas Ubartas	LTU	68.18
1993	Lars Riedel	GER	68.42	Mike Buncic	USA	67.12	Erik de Bruin	NED	67.06
1994	Attila Horváth	HUN	68.58	Jürgen Schult	GER	66.08			
				Lars Riedel	GER	66.08			
1995	Lars Riedel	GER	69.08	Sergey Lyakhov	RUS	66.78	Dmitriy Shevchenko	RUS	66.74
1996	Anthony Washington	USA	71.14	Lars Riedel	GER	71.06	Vladimir Dubrovshchik	BLR	67.90
1997	Lars Riedel	GER	71.50	Virgilijus Alekna	LTU	67.70	John Godina	USA	67.40
1998	John Godina	USA	69.91	Anthony Washington	USA	69.79	Virgilijus Alekna	LTU	69.66
1999	Lars Riedel	GER	69.18	Anthony Washington	USA	69.08	John Godina	USA	69.05

YEAR	FIRST			SECOND			THIRD		
2000	Virgilijus Alekna	LTU	73.88	Frantz Kruger	RSA	69.75	Lars Riedel	GER	69.72
2001	Virgilijus Alekna	LTU	70.99	Frantz Kruger	RSA	69.96	Lars Riedel	GER	69.72
2002	Róbert Fazekas	HUN	71.70	Dmitriy Shevchenko	RUS	70.54	Frantz Kruger	RSA	70.32
2003	Róbert Fazekas	HUN	70.78	Virgilijus Alekna	LTU	69.69	Lars Riedel	GER	69.50
2004	Virgilijus Alekna	LTU	70.97	Róbert Fazekas	HUN	70.83	Zoltán Kővágó	HUN	68.93
2005	Virgilijus Alekna	LTU	70.67	Gerd Kanter	EST	70.10	Aleksander Tammert	EST	67.93
2006	Gerd Kanter	EST	73.38	Virgilijus Alekna	LTU	71.08	Aleksander Tammert	EST	70.82
2007	Gerd Kanter	EST	72.02	Virgilijus Alekna	LTU	71.56	Frantz Kruger	FIN	69.97
2008	Gerd Kanter	EST	71.88	Virgilijus Alekna	LTU	71.25	Mario Pestano	ESP	69.50
2009	Gerd Kanter	EST	71.64	Virgilijus Alekna	LTU	69.59	Robert Harting	GER	69.43
2010	Gerd Kanter	EST	71.45	Jason Young	USA	69.90	Piotr Małachowski	POL	69.83
2011	Zoltán Kővágó	HUN	69.50	Robert Harting	GER	68.99	Jarred Rome	USA	68.76
2012	Robert Harting	GER	70.66	Virgilijus Alekna	LTU	70.28	Piotr Małachowski	POL	68.94
2013	Piotr Małachowski	POL	71.84	Robert Harting	GER	69.91	Benn Harradine	AUS	68.20
2014	Piotr Małachowski	POL	69.28	Robert Harting	GER	68.47	Martin Marić	CRO	67.92
2015	Piotr Małachowski	POL	68.29	Jason Morgan	JAM	68.19	Christoph Harting	GER	67.93
2016	Daniel Ståhl	SWE	68.72	Christoph Harting	GER	68.37	Piotr Małachowski	POL	68.15
2017	Daniel Ståhl	SWE	71.29	Andrius Gudžius	LTU	69.21	Fedrick Dacres	JAM	68.88
2018	Daniel Ståhl	SWE	69.72	Fedrick Dacres	JAM	69.67	Andrius Gudžius	LTU	69.59
2019	Daniel Ståhl	SWE	71.86	Fedrick Dacres	JAM	70.78	Lukas Weissshaidinger	AUT	68.14
2020	Daniel Ståhl	SWE	71.37	Mauricio Ortega	COL	70.29	Fedrick Dacres	JAM	69.67
2021	Daniel Ståhl	SWE	71.40	Kristjan Čeh	SLO	70.35	Simon Pettersson	SWE	69.48

Hammer Throw

1970	Anatoliy Bondarchuk	URS	75.04	Walter Schmidt	FRG	72.92	Jochen Sachse	GDR	72.40
1971	Walter Schmidt	FRG	76.40	Iosif Gamskiy	URS	75.78	Uwe Beyer	FRG	74.90
1972	Anatoliy Bondarchuk	URS	75.88	Jochen Sachse	GDR	74.96	Aleksey Spiridonov	URS	74.54
1973	Anatoliy Bondarchuk	URS	75.20	Aleksey Spiridonov	URS	74.08	Valentin Dmitriyenko	URS	74.00
1974	Aleksey Spiridonov	URS	76.66	Reinhard Theimer	GDR	76.60	Valentin Dmitriyenko	URS	75.52
1975	Walter Schmidt	FRG	79.30	Karl-Hans Riehm	FRG	78.50	Dzhumber Phakadze	URS	77.64
1976	Yuriy Sedykh	URS	78.86	Aleksey Spiridonov	URS	78.62	Karl-Hans Riehm	FRG	78.52
1977	Karl-Hans Riehm	FRG	77.60				Yuriy Sedykh	URS	76.60
	Vladimir Lesovoy	URS	77.60						
1978	Karl-Hans Riehm	FRG	80.32	Boris Zaychuk	URS	80.14	Yuriy Sedykh	URS	79.76
1979	Sergey Litvinov	URS	79.82	Manfred Hüning	FRG	79.16	Karl-Hans Riehm	FRG	78.66
1980	Yuriy Sedykh	URS	81.80	Sergey Litvinov	URS	81.66	Karl-Hans Riehm	FRG	80.80
1981	Klaus Ploghaus	FRG	80.56	Yuriy Sedykh	URS	80.18	Sergey Litvinov	URS	79.60
1982	Sergey Litvinov	URS	83.98	Igor Nikulin	URS	83.54	Yuriy Sedykh	URS	81.66
1983	Sergey Litvinov	URS	84.14	Igor Nikulin	URS	82.92	Yuriy Tarasyuk	URS	81.18
1984	Yuriy Sedykh	URS	86.34	Sergey Litvinov	URS	85.20	Jüri Tamm	URS	84.40
1985	Jüri Tamm	URS	84.08	Yuriy Sedykh	URS	82.70	Günter Rodehau	GDR	82.64
1986	Yuriy Sedykh	URS	86.74	Sergey Litvinov	URS	86.04	Igor Nikulin	URS	82.34
1987	Sergey Litvinov	URS	83.48	Igor Astapkovich	URS	82.96	Vyacheslav Korovin	URS	82.24
1988	Yuriy Sedykh	URS	85.14	Sergey Litvinov	URS	84.80	Jüri Tamm	URS	84.16
1989	Heinz Weis	FRG	82.84	Igor Astapkovich	URS	82.52	Vasiliy Sidorenko	URS	82.30
1990	Igor Nikulin	URS	84.48	Igor Astapkovich	URS	84.14	Andrey Abduvaliyev	URS	83.46
1991	Igor Astapkovich	URS	84.26	Andrey Abduvaliyev	URS	82.80	Yuriy Sedykh	URS	82.62
1992	Igor Astapkovich	EUN	84.62	Igor Nikulin	EUN	83.44	Vasiliy Sidorenko	EUN	82.54
							Andrey Abduvaliyev	EUN	82.54
1993	Andrey Abduvaliyev	TJK	82.78	Sergey Kirmasov	RUS	82.54	Igor Astapkovich	BLR	82.28
1994	Andrey Abduvaliyev	TJK	83.36	Igor Astapkovich	BLR	83.14	Lance Deal	USA	82.50
1995	Andrey Abduvaliyev	TJK	83.10	Igor Astapkovich	BLR	82.60	Balázs Kiss	HUN	82.56
1996	Lance Deal	USA	82.52	Balázs Kiss	HUN	81.76			
				Igor Astapkovich	BLR	81.76			
1997	Heinz Weis	GER	83.04	Balázs Kiss	HUN	82.90	Andrey Abduvaliyev	UZB	82.66
1998	Tibor Gécsek	HUN	83.68	Igor Astapkovich	BLR	83.62	Balázs Kiss	HUN	83.00
1999	Karsten Kobs	GER	82.78	Tibor Gécsek	HUN	82.57	Adrián Annus	HUN	81.73
2000	Igor Astapkovich	BLR	82.58	Gilles Dupray	FRA	82.38	Ilya Konovalov	RUS	81.93
2001	Koji Murofushi	JPN	83.47	Adrián Annus	HUN	83.39	Szymon Ziółkowski	POL	83.38
2002	Aleksey Zagorniy	RUS	83.43	Koji Murofushi	JPN	83.33	Adrián Annus	HUN	82.97
2003	Koji Murofushi	JPN	84.86	Ivan Tikhon	BLR	84.32	Adrián Annus	HUN	84.19
2004	Ivan Tikhon	BLR	84.46	Adrián Annus	HUN	83.65	Olli-Pekka Karjalainen	FIN	83.30
2005	Vadim Devyatovski	BLR	84.90	Eşref Apak	TUR	81.45	Andrey Skvaruk	RUS	81.00
2006	Vadim Devyatovski	BLR	82.95	Krisztián Pars	HUN	82.45	Szymon Ziółkowski	POL	82.31
2007	Ivan Tikhon	BLR	83.63	Vadim Devyatovski	BLR	82.94	Koji Murofushi	JPN	82.62
2008	Ivan Tikhon	BLR	84.51	Primoz Kozmus	SLO	82.02	Krisztián Pars	HUN	81.96
2009	Primoz Kozmus	SLO	82.58	Krisztián Pars	HUN	81.43	Yuriy Shayunov	BLR	80.72
2010	Koji Murofushi	JPN	80.99	Libor Charfreitag	SVK	80.59	Pavel Krivitskiy	BLR	80.44
2011	Krisztián Pars	HUN	81.89	Aleksey Zagorniy	RUS	81.73	Koji Murofushi	JPN	81.24

YEAR	FIRST			SECOND			THIRD		
2012	Ivan Tikhon	BLR	82.81	Krisztián Pars	HUN	82.28	Paweł Fajdek	POL	81.39
2013	Krisztián Pars	HUN	82.40	Paweł Fajdek	POL	82.27	Sergey Litvinov	RUS	80.89
2014	Paweł Fajdek	POL	83.48	Krisztián Pars	HUN	82.69	Mostafa Al-Gamal	EGY	81.27
2015	Paweł Fajdek	POL	83.93	Krisztián Pars	HUN	79.91	Mostafa Al-Gamal	EGY	79.90
2016	Paweł Fajdek	POL	82.47	Ivan Tikhon	BLR	80.04	Dilshod Nazarov	TJK	78.87
2017	Paweł Fajdek	POL	83.44	Wojciech Nowicki	POL	80.47	Valeriy Norkin	ANA	79.32
2018	Wojciech Nowicki	POL	81.85	Paweł Fajdek	POL	81.14	Nick Miller	GBR	80.26
2019	Wojciech Nowicki	POL	81.74	Paweł Fajdek	POL	80.88	Javier Cienfuegos	ESP	79.38
2020	Rudy Winkler	USA	80.70	Wojciech Nowicki	POL	80.28	Bence Halász	HUN	79.88
2021	Paweł Fajdek	POL	82.98	Rudy Winkler	USA	82.71	Wojciech Nowicki	POL	82.52

Javelin Throw (r = rough-tailed implement, now ruled illegal)

1970	Pauli Nevala	FIN	92.64	Mark Murro	USA	91.44	Manfred Stolle	GDR	90.68
1971	Jānis Lūsis	URS	90.68	Janis Donins	URS	89.33	Hannu Siitonen	FIN	88.42
1972	Jānis Lūsis	URS	93.80	Klaus Wolfermann	FRG	90.48	Hannu Siitonen	FIN	88.58
1973	Klaus Wolfermann	FRG	94.08	Hannu Siitonen	FIN	93.90	Jānis Lūsis	URS	91.32
1974	Hannu Siitonen	FIN	89.58	Klaus Wolfermann	FRG	88.26	Miklós Németh	HUN	87.44
1975	Miklós Németh	HUN	91.38	Hannu Siitonen	FIN	90.22	Ferenc Paragi	HUN	89.92
1976	Miklós Németh	HUN	94.58	Seppo Hovinen	FIN	93.54	Jorma Jaakola	FIN	90.86
1977	Miklós Németh	HUN	94.10	Ferenc Paragi	HUN	91.92	Hannu Siitonen	FIN	89.48
1978	Michael Wessing	FRG	94.22	Wolfgang Hanisch	GDR	91.14	Nikolay Grebnyev	URS	89.82
1979	Pentti Sinersaari	FIN	93.84	Antero Puranen	FIN	92.74	Helmut Schreiber	FRG	92.72
1980	Ferenc Paragi	HUN	96.72	Helmut Schreiber	FRG	92.62	Dainis Kūla	URS	92.06
1981	Detlef Michel	GDR	92.48	Pentti Sinersaari	FIN	91.98	Arto Härkönen	FIN	91.04
1982	Bob Roggy	USA	95.80	Detlef Michel	GDR	94.52	Uwe Hohn	GDR	91.34
1983	Tom Petranoff	USA	99.72	Detlef Michel	GDR	96.72	Heino Puuste	URS	94.20
1984	Uwe Hohn	GDR	104.80	Detlef Michel	GDR	93.68	Duncan Atwood	USA	93.44
1985	Uwe Hohn	GDR	96.96	Brian Crouser	USA	95.10	Duncan Atwood	USA	94.06
1986	Klaus Tafelmeier	FRG	85.74	Tom Petranoff	USA	85.38	Viktor Yevsyukov	URS	83.68
1987	Jan Železný	TCH	87.66	Klaus Tafelmeier	FRG	86.64	Mick Hill	GBR	85.24
1988	Jan Železný	TCH	86.88	Tapio Korjus	FIN	86.50	Klaus Tafelmeier	FRG	85.96
1989	Kazuhiro Mizoguchi	JPN	87.60	Steve Backley	GBR	85.90	Tom Petranoff	USA	85.34
1990	Steve Backley	GBR	90.98r	Jan Železný	TCH	89.66r	Patrik Bodén	SWE	89.10
1991	Seppo Rätty	FIN	96.96r	Steve Backley	GBR	91.36r	Raymond Hecht	GER	90.84r
1992	Steve Backley	GBR	91.46	Seppo Rätty	FIN	90.60	Jan Železný	TCH	90.18
1993	Jan Železný	CZE	95.66	Raymond Hecht	GER	88.90	Patrik Bodén	SWE	88.26
1994	Jan Železný	CZE	91.82	Raymond Hecht	GER	90.06	Andrey Moruyev	RUS	87.34
1995	Raymond Hecht	GER	92.60	Jan Železný	CZE	92.28	Steve Backley	GBR	88.54
1996	Jan Železný	CZE	98.48	Raymond Hecht	GER	92.28	Sergey Makarov	RUS	88.86
1997	Jan Železný	CZE	94.02	Boris Henry	GER	90.44	Kostas Gatsioudis	GRE	89.22
1998	Aki Parviainen	FIN	90.88	Steve Backley	GBR	89.89	Boris Henry	GER	89.21
1999	Aki Parviainen	FIN	93.09	Sergey Makarov	RUS	89.93	Kostas Gatsioudis	GRE	89.84
2000	Kostas Gatsioudis	GRE	91.69	Aki Parviainen	FIN	90.97	Jan Železný	CZE	90.59
2001	Jan Železný	CZE	92.80	Aki Parviainen	FIN	92.41	Kostas Gatsioudis	GRE	91.27
2002	Sergey Makarov	RUS	92.61	Kostas Gatsioudis	GRE	91.23	Steve Backley	GBR	88.54
2003	Sergey Makarov	RUS	90.11	Jan Železný	CZE	89.06	Aleksandr Ivanov	RUS	88.90
2004	Aleksandr Ivanov	RUS	87.73	Breaux Greer	USA	87.68	Andrus Värnik	EST	87.58
2005	Tero Pitkämäki	FIN	91.53	Sergey Makarov	RUS	90.33	Andreas Thorkildsen	NOR	89.60
2006	Andreas Thorkildsen	NOR	91.59	Tero Pitkämäki	FIN	91.11	Vadims Vasiļevskis	LAT	90.43
2007	Breaux Greer	USA	91.29	Tero Pitkämäki	FIN	91.23	Vadims Vasiļevskis	LAT	90.73
2008	Andreas Thorkildsen	NOR	90.57	Jarrod Bannister	AUS	89.02	Tero Pitkämäki	FIN	87.70
2009	Andreas Thorkildsen	NOR	91.28	Vadims Vasiļevskis	LAT	90.71	Tero Pitkämäki	FIN	87.79
2010	Andreas Thorkildsen	NOR	90.37	Petr Frydrych	CZE	88.23	Matthias de Zordo	GER	87.81
2011	Andreas Thorkildsen	NOR	90.61	Matthias de Zordo	GER	88.36	Vadims Vasiļevskis	LAT	88.22
2012	Vítězslav Veselý	CZE	88.34	Antti Ruuskanen	FIN	87.79	Tero Pitkämäki	FIN	86.98
2013	Tero Pitkämäki	FIN	89.03	Dmitriy Tarabin	RUS	88.34	Vítězslav Veselý	CZE	87.68
2014	Ihab Abdelrahman	EGY	89.21	Zhao Qinggang	CHN	89.15	Antti Ruuskanen	FIN	88.01
2015	Julius Yego	KEN	92.72	Keshorn Walcott	TTO	90.16	Thomas Röhler	GER	89.27
2016	Thomas Röhler	GER	91.28	Johannes Vetter	GER	89.57	Keshorn Walcott	TTO	88.68
2017	Johannes Vetter	GER	94.44	Thomas Röhler	GER	93.90	Cheng Chao-Tsun	TPE	91.36
2018	Johannes Vetter	GER	92.70	Andreas Hofmann	GER	92.06	Thomas Röhler	GER	91.78
2019	Magnus Kirt	EST	90.61	Johannes Vetter	GER	90.03	Andreas Hofmann	GER	89.65
2020	Johannes Vetter	GER	97.76	Neeraj Chopra	IND	87.86A	Marcin Krukowski	POL	87.07
2021	Johannes Vetter	GER	96.29	Marcin Krukowski	POL	89.55	Keshorn Walcott	TTO	89.12

YEAR	FIRST	SECOND	THIRD
Decathlon (Points tables changed in 1985; the scores shown until then are computed on the 1964 version)			
1970	Rüdiger Demmig GDR 8130	Joachim Kirst GDR 8121	Jeff Bennett USA 8072
1971	Kurt Bendlin FRG 8244	Boris Ivanov URS 8237	Joachim Kirst GDR 8206
1972	Nikolay Avilov URS 8454	Ryszard Skowronek POL 8146	Jeff Bannister USA 8120
1973	Ryszard Skowronek POL 8206	Lennart Hedmark SWE 8188	Yves Le Roy FRA 8140
1974	Bruce Jenner USA 8308	Yves Le Roy FRA 8229	Ryszard Skowronek POL 8207
1975	Bruce Jenner USA 8524	Fred Dixon USA 8277	Nikolay Avilov URS 8229
1976	Bruce Jenner USA 8618	Aleksandr Grebenyuk URS 8468	Guido Kratschmer FRG 8411
1977	Aleksandr Grebenyuk URS 8478	Fred Dixon USA 8390	Daley Thompson GBR 8190
1978	Guido Kratschmer FRG 8498	Daley Thompson GBR 8467	Aleksandr Grebenyuk URS 8340
1979	Guido Kratschmer FRG 8484	Siegfried Stark GDR 8287	Bobby Coffman USA 8274
1980	Guido Kratschmer FRG 8649	Daley Thompson GBR 8622	Siegfried Stark GDR 8480
1981	Rainer Pottel GDR 8311	Yuriy Kutsenko URS 8302	Tito Steiner ARG 8279
1982	Daley Thompson GBR 8743	Jürgen Hingsen FRG 8723	Konstantin Akhupkin URS 8458
1983	Jürgen Hingsen FRG 8779	Siegfried Wentz FRG 8718	Daley Thompson GBR 8666
1984	Jürgen Hingsen FRG 8798		Uwe Freimuth GDR 8704
	Daley Thompson GBR 8798		
1985	Torsten Voss GDR 8559	Uwe Freimuth GDR 8504	Siegfried Wentz FRG 8440
1986	Daley Thompson GBR 8811	Jürgen Hingsen FRG 8730	Siegfried Wentz FRG 8676
1987	Torsten Voss GDR 8680	Siegfried Wentz FRG 8645	Pavel Tarnovetskiy URS 8375
1988	Christian Plaziat FRA 8512	Valter Külvet URS 8506	Christian Schenk GDR 8488
1989	Dave Johnson USA 8549	Christian Plaziat FRA 8485	Christian Schenk GDR 8351
1990	Christian Plaziat FRA 8574	Mike Smith CAN 8525	Christian Schenk GDR 8481
1991	Dan O'Brien USA 8812	Mike Smith CAN 8549	Christian Plaziat FRA 8518
1992	Dan O'Brien USA 8891	Dave Johnson USA 8705	Robert Zmélík TCH 8627
1993	Dan O'Brien USA 8817	Eduard Hämäläinen BLR 8724	Paul Meier GER 8548
1994	Eduard Hämäläinen BLR 8735	Dan O'Brien USA 8715	Steve Fritz USA 8548
1995	Dan O'Brien USA 8695	Erki Nool EST 8575	Eduard Hämäläinen BLR 8489
1996	Dan O'Brien USA 8824	Frank Busemann GER 8706	Tomáš Dvořák CZE 8664
1997	Tomáš Dvořák CZE 8837	Eduard Hämäläinen FIN 8730	Frank Busemann GER 8652
1998	Dan O'Brien USA 8755	Chris Huffins USA 8694	Erki Nool EST 8672
1999	Tomáš Dvořák CZE 8994	Erki Nool EST 8664	Dean Macey GBR 8556
2000	Tomáš Dvořák CZE 8900	Roman Šebrle CZE 8757	Erki Nool EST 8742
2001	Roman Šebrle CZE 9026	Tomáš Dvořák CZE 8902	Erki Nool EST 8815
2002	Roman Šebrle CZE 8800	Tom Pappas USA 8583	Aleksandr Yurkov UKR 8509
2003	Roman Šebrle CZE 8807	Tom Pappas USA 8784	Bryan Clay USA 8482
2004	Roman Šebrle CZE 8893	Bryan Clay USA 8820	Tom Pappas USA 8732
2005	Bryan Clay USA 8732	Roman Šebrle CZE 8534	Kristjan Rahnu EST 8526
2006	Bryan Clay USA 8677	Roman Šebrle CZE 8526	Trey Hardee USA 8465
2007	Roman Šebrle CZE 8697	Maurice Smith JAM 8644	Andrey Kravchenko BLR 8617
2008	Bryan Clay USA 8832	Andrey Kravchenko BLR 8585	Trey Hardee USA 8534
2009	Trey Hardee USA 8790	Leonel Suárez CUB 8654	Tom Pappas USA 8569
2010	Bryan Clay USA 8483	Ashton Eaton USA 8457	Roman Barras FRA 8453
2011	Ashton Eaton USA 8729	Trey Hardee USA 8689	Leonel Suárez CUB 8501
2012	Ashton Eaton USA 9039	Trey Hardee USA 8671	Pascal Behrenbruch GER 8558
2013	Ashton Eaton USA 8809	Michael Schrader GER 8670	Pascal Behrenbruch GER 8514
2014	Andrey Kravchenko BLR 8616	Trey Hardee USA 8599	Kevin Mayer FRA 8521
2015	Ashton Eaton USA 9045	Trey Hardee USA 8725	Damian Warner CAN 8695
2016	Ashton Eaton USA 8893	Kevin Mayer FRA 8834	Damian Warner CAN 8666
2017	Kevin Mayer FRA 8768	Rico Freimuth GER 8663	Ilya Shkurenkov ANA 8601
2018	Kevin Mayer FRA 9126	Damian Warner CAN 8795	Maicel Uibo EST 8514
2019	Damian Warner CAN 8711	Niklas Kaul GER 8691	Maicel Uibo EST 8604
2020	Kevin Mayer FRA 8552	Ash Moloney AUS 8492	Cedric Dubler AUS 8367
2021	Damian Warner CAN 9018	Kevin Mayer FRA 8726	Ash Moloney AUS 8649

20 Kilometres Walk (t = track)

1970	Peter Frenkel GDR 1:25:50.0t	Hans-Georg Reimann GDR 1:26:07.8t	Gerhard Sperling GDR 1:26:07.8t
1971	Yevgeniy Ivchenko URS 1:25:52.0t	Viktor Demyanov URS 1:26:10.6t	Antal Kiss HUN 1:26:56.8t
1972	Paul Nihill GBR 1:24:50	Gennadiy Agapov URS 1:25:19	Hans-Georg Reimann GDR 1:26:14
1973	Karl-Heinz Stadtmüller GDR 1:25:21	Siegfried Zschiegner GDR 1:26:24	Hans-Georg Reimann GDR 1:26:36
1974	Bernhard Kannenberg FRG 1:24:45.0t	Karl-Heinz Stadtmüller GDR 1:25:13	Peter Frenkel GDR 1:25:17
1975	Daniel Bautista MEX 1:26:03	Domingo Colin MEX 1:26:11	Karl-Heinz Stadtmüller GDR 1:26:12
1976	Daniel Bautista MEX 1:23:40	Viktor Semyonov URS 1:23:53	Vladimir Golubnichiy URS 1:23:55
1977	Daniel Bautista MEX 1:23:31.9t	Domingo Colin MEX 1:23:46.0t	Raul Gonzalez MEX 1:24:07.4t
1978	Roland Wieser GDR 1:23:12	Pyotr Myslitzhev URS 1:23:26.2t	Anatoliy Solomin URS 1:23:30
1979	Daniel Bautista MEX 1:20:06.8t	Domingo Colin MEX 1:20:58.6t	Reima Salonen FIN 1:21:01
1980	Domingo Colin MEX 1:19:35	Yevgeniy Yevsyukov URS 1:19:53	Ernesto Canto MEX 1:20:02
1981	Dave Smith AUS 1:21:39	Ralf Kowalsky GDR 1:21:40	Jozef Pribilinec TCH 1:21:56
1982	Willi Sawall AUS 1:21:36	Maurizio Damilano ITA 1:22:06	Jozef Pribilinec TCH 1:22:27

YEAR	FIRST		SECOND		THIRD			
1983	Jozef Pribilinec	TCH	1:19:30	Ernesto Canto	MEX	1:19:41	Anatoliy Solomin	URS 1:19:43
1984	Ernesto Canto	MEX	1:18:40.0t	Ronald Weigel	GDR	1:19:56	Maurizio Damilano	ITA 1:20:09
1985	Dave Smith	AUS	1:19:52	Jozef Pribilinec	TCH	1:20:40	Viktor Mostovik	URS 1:21:33
1986	Reima Salonen	FIN	1:19:52	Ralf Kowalsky	GDR	1:20:31	Ronald Weigel	GDR 1:20:39
1987	Axel Noack	GDR	1:19:12	Dave Smith	AUS	1:19:22	Carlos Mercenario	MEX 1:19:24
1988	Mikhail Shchennikov	URS	1:19:08	Yevgeniy Misyulya	URS	1:19:16	Aleksey Pershin	URS 1:19:22.5t
1989	Yevgeniy Misyulya	URS	1:18:54	Valdas Kazlauskas	URS	1:19:29	Vladimir Andreyev	URS 1:20:08
1990	Pavol Blažek	TCH	1:18:13	Andrey Perlov	URS	1:18:20	Aleksandr Pershin	URS 1:18:37
1991	Aleksandr Pershin	URS	1:18:58	Frants Kostyukevich	URS	1:19:05	Yevgeniy Misyulya	URS 1:19:13
1992	Stefan Johansson	SWE	1:18:35.2t	Maurizio Damilano	ITA	1:18:54	Yevgeniy Misyulya	EUN 1:19:03
1993	Bernardo Segura	MEX	1:19:39	Dmitriy Dolnikov	RUS	1:19:41	Daniel Garcia	MEX 1:19:42
1994	Bernardo Segura	MEX	1:17:25.6t	Bu Lingtang	CHN	1:18:03.3t	Mikhail Shchennikov	RUS 1:18:45
1995	Vladimir Andreyev	RUS	1:18:32	Ruslan Shafikov	RUS	1:18:37		
				Mikhail Shchennikov	RUS	1:18:37		
1996	Yevgeniy Misyulya	BLR	1:18:18	Mikhail Shchennikov	RUS	1:18:36	Igor Kollár	SVK 1:18:41
1997	Jefferson Pérez	ECU	1:18:24	Daniel García	MEX	1:18:27	Ilya Markov	RUS 1:18:30
1998	Vladimir Andreyev	RUS	1:18:40	Mikhail Khmelnitskiy	BLR	1:18:48		
				Rishat Shafikov	RUS	1:18:48		
1999	Julio Martínez	GUA	1:17:46	Alejandro López	MEX	1:17:56	Robert Korzeniowski	POL 1:18:40
2000	Roman Rasskazov	RUS	1:17:46	Mikhail Khmelnitskiy	BLR	1:18:14	Vladimir Andreyev	RUS 1:18:16
2001	Dmitriy Yesipchuk	RUS	1:18:05	Viktor Burayev	RUS	1:18:06	Artur Meleshkevich	BLR 1:18:12
2002	Francisco Fernández	ESP	1:17:22	Andrey Stadnichuk	RUS	1:19:02	Jefferson Pérez	ECU 1:19:08
2003	Jefferson Pérez	ECU	1:17:21	Francisco Fernández	ESP	1:18:00	Roman Rasskazov	RUS 1:18:07
2004	Vladimir Stankin	RUS	1:17:23	Vladimir Parvatkin	RUS	1:18:17	Roman Rasskazov	RUS 1:18:35
2005	Nathan Deakes	AUS	1:17:33	Zhu Hongjun	CHN	1:17:41	Francisco Fernández	ESP 1:17:52
2006	Li Gaobo	CHN	1:18:17	Ilya Markov	RUS	1:18:18	Francisco Fernández	ESP 1:18:31
2007	Vladimir Kanaykin	RUS	1:17:16	Francisco Fernández	ESP	1:18:50	Valeriy Borchin	RUS 1:18:56
							Ilya Markov	RUS 1:18:56
2008	Sergey Morozov	RUS	1:16:43	Valeriy Borchin	RUS	1:17:55	Francisco Fernández	ESP 1:18:15
2009	Valeriy Borchin	RUS	1:17:38	Wang Hao	CHN	1:18:13	Pyotr Trofimov	RUS 1:19:02
2010	Alex Schwazer	ITA	1:18:24	Jared Tallent	AUS	1:19:15	Kim Hyun-sub	KOR 1:19:36
2011	Wang Zhen	CHN	1:18:30	Chu Yafei	CHN	1:18:38	Chen Ding	CHN 1:18:52
2012	Wang Zhen	CHN	1:17:36	Chen Ding	CHN	1:17:40	Yohann Diniz	FRA 1:17:43
2013	Yusuke Suzuki	JPN	1:18:34	Li Jianbo	CHN	1:18:52	Cai Zelin	CHN 1:18:55
2014	Yusuke Suzuki	JPN	1:18:17	Ruslan Dmytrenko	UKR	1:18:37	Eiki Takahashi	JPN 1:18:41
2015	Yusuke Suzuki	JPN	1:16:36	Yohann Diniz	FRA	1:17:02	Wang Zhen	CHN 1:18:00
2016	Eiki Takahashi	JPN	1:18:26	Isamu Fujisawa	JPN	1:18:45	Daisuke Matsunaga	JPN 1:18:53
2017	Wang Kaihua	CHN	1:17:54	Eiki Takahashi	JPN	1:18:18	Isamu Fujisawa	JPN 1:18:23
2018	Sergey Shirobokov	RUS	1:17:25	Eiki Takahashi	JPN	1:17:26	Toshikazu Yamanishi	JPN 1:17:41
2019	Toshikazu Yamanishi	JPN	1:17:15	Masatora Kawano	JPN	1:17:24	Koki Ikeda	JPN 1:17:25
2020	Toshikazu Yamanishi	JPN	1:17:36	Koki Ikeda	JPN	1:18:22	Eiki Takahashi	JPN 1:18:29
2021	Wang Kaihua	CHN	1:16:54	Toshikazu Yamanishi	JPN	1:17:20	Cai Zelin	CHN 1:17:39
							Zhang Jun	CHN 1:17:39

35 Kilometres Walk

1996	Arturo Di Mezza	ITA	2:28:42	Oleg Ishutkin	RUS	2:30:04	Giovanni Perricelli	ITA 2:30:25
1997	Oleg Ishutkin	RUS	2:26:46	Nikolay Matyukhin	RUS	2:27:29	German Skurygin	RUS 2:27:29
1998	German Skurygin	RUS	2:25:58	Dmitriy Dolnikov	RUS	2:27:07	Pavel Nikolayev	RUS 2:27:21
1999	Yevgeniy Shmalyuk	RUS	2:30:12	Oleg Ishutkin	RUS	2:30:18	Aleksey Voyevodin	RUS 2:30:37
2000	Yevgeniy Shmalyuk	RUS	2:27:02	Valeriy Spitsyn	RUS	2:27:54	Andrey Stadnichuk	RUS 2:29:14
2001	Aleksey Voyevodin	RUS	2:28:37	Vladimir Potemin	RUS	2:29:03	Yuriy Andronov	RUS 2:29:10
2002	Stepan Yudin	RUS	2:26:33	Sergey Kirdyapkin	RUS	2:26:42	Aleksey Voyevodin	RUS 2:26:51
2003	Semyon Lovkin	RUS	2:24:25	Stepan Yudin	RUS	2:25:38	Sergey Kirdyapkin	RUS 2:26:31
2004	Vladimir Kanaykin	RUS	2:23:17	Aleksey Voyevodin	RUS	2:26:25	Semen Lovkin	RUS 2:27:31
2005	Vladimir Kanaykin	RUS	2:23:17	Sergey Kirdyapkin	RUS	2:25:57	Yuriy Andronov	RUS 2:30:22
2006	Vladimir Kanaykin	RUS	2:21:31	Denis Nizhegorodov	RUS	2:24:50	Yuriy Andronov	RUS 2:26:51
2007	Vladimir Kanaykin	RUS	2:26:09	Sergey Kirdyapkin	RUS	2:28:47	Oleg Kistkin	RUS 2:30:28
2008	Vladimir Kanaykin	RUS	2:25:59	Igor Yerokhin	RUS	2:27:12	Andrey Ruzavin	RUS 2:27:59
2009	Sergey Bakulin	RUS	2:24:25	Denis Nizhegorodov	RUS	2:24:56	Andrey Ruzavin	RUS 2:25:19
2010	Alex Schwazer	ITA	2:26:16	Sergey Bakulin	RUS	2:27:42	Marco De Luca	ITA 2:28:53
2011	Denis Nizhegorodov	RUS	2:27:08	Denis Strelkov	RUS	2:27:52	Andrey Ruzavin	RUS 2:28:17
2012	Mikhail Ryzhov	RUS	2:25:59	Ivan Noskov	RUS	2:26:33	Aleksey Bartsaykin	RUS 2:27:50
2013	Aleksey Bartsaykin	RUS	2:27:43	Mikhail Ryzhov	RUS	2:28:09	Konstantin Maksimov	RUS 2:28:18
2014	Roman Yevstifeyev	RUS	2:30:00	Ivan Noskov	RUS	2:30:14	Igor Saharuk	UKR 2:30:17
2015	Ivan Noskov	RUS	2:27:20	Sergey Sharipov	RUS	2:29:33	Roman Yevstifeyev	RUS 2:29:54
2016	Sergey Bakulin	RUS	2:28:29	Dementiy Cheparev	RUS	2:28:49	Sergey Sharipov	RUS 2:29:56
2017	Sergey Sharipov	RUS	2:27:07	Dementiy Cheparev	RUS	2:28:00	Denis Nizhegorodov	RUS 2:29:19
2018	Sergey Bakulin	RUS	2:24:53	Dementiy Cheparev	RUS	2:28:58	Sergey Sharipov	ANA 2:29:32

YEAR	FIRST			SECOND			THIRD		
2019	Yohann Diniz	FRA	2:29:28	Sergiy Budza	UKR	2:34:49	Massimo Stano	ITA	2:35:03+
2020	Dementiy Cheparev	RUS	2:27:26	Kirill Frolov	RUS	2:27:41	Sergey Sharipov	RUS	2:28:14
2021	Dementiy Cheparev	RUS	2:31:27	Perseus Karlström	SWE	2:31:54	Sergey Rakov	RUS	2:32:26
50 Kilometres Walk (t = track)									
1970	Osvalds Dalke	URS	4:04:35	Christoph Höhne	GDR	4:04:36	Yuriy Milko	URS	4:06:21
1971	Veniamin Soldatenko	URS	3:59:18	Peter Selzer	GDR	3:59:21	Christoph Höhne	GDR	4:04:06
1972	Bernhard Kannenberg	FRG	3:52:45	Christoph Höhne	GDR	3:57:45	Veniamin Soldatenko	URS	3:58:24
1973	Bernhard Kannenberg	FRG	3:56:51	Otto Bartsch	URS	3:57:11	Christoph Höhne	GDR	3:57:26
1974	Christoph Höhne	GDR	3:52:53	Yevgeniy Lyungin	URS	3:58:16	Peter Selzer	GDR	3:59:57
1975	Veniamin Soldatenko	URS	3:56:40	Bernhard Kannenberg	FRG	3:56:52	Yevgeniy Lyungin	URS	3:57:40
1976	Veniamin Soldatenko	URS	3:54:40	Enrique Vera	MEX	3:58:14	Reima Salonen	FIN	3:58:53
1977	Enrique Vera	MEX	3:56:39	Pedro Aroche	MEX	3:58:05	Veniamin Soldatenko	URS	3:59:37
1978	Raul Gonzalez	MEX	3:41:20	Reima Salonen	FIN	3:51:39	Veniamin Soldatenko	URS	3:53:24
1979	Raul Gonzalez	MEX	3:41:39.0t	Miguel Bermudez	MEX	3:43:36	Enrique Vera	MEX	3:43:59
1980	José Marín	ESP	3:43:35	Raul Gonzalez	MEX	3:43:42.4t	Jorge Llopart	ESP	3:45:55
1981	Uwe Dünkel	GDR	3:45:51	Hartwig Gauder	GDR	3:46:57	Raul Gonzalez	MEX	3:47:16.0t
1982	Ronald Weigel	GDR	3:44:20	Raul Gonzalez	MEX	3:45:23	Viktor Dorovskikh	URS	3:46:54
1983	José Marín	ESP	3:40:46	Ronald Weigel	GDR	3:41:31	Hartwig Gauder	GDR	3:43:23
1984	Ronald Weigel	GDR	3:38:31	Hartwig Gauder	GDR	3:41:24	Andrey Perlov	URS	3:43:06
1985	Andrey Perlov	URS	3:39:47	Veniamin Nikolayev	URS	3:41:51	Yevgeniy Yevsyukov	URS	3:42:04
1986	Ronald Weigel	GDR	3:38:17	Hartwig Gauder	GDR	3:40:55	Vyacheslav Ivanenko	URS	3:41:54
1987	Andrey Perlov	URS	3:40:07	Hartwig Gauder	GDR	3:40:53	Ronald Weigel	GDR	3:41:30
1988	Vyacheslav Ivanenko	URS	3:38:29	Ronald Weigel	GDR	3:38:56	Hartwig Gauder	GDR	3:39:45
1989	Andrey Perlov	URS	3:37:41	Simon Baker	AUS	3:43:13	Vitaliy Matsko	URS	3:43:57
							Vitaliy Popovich	URS	3:43:57
1990	Aleksandr Potashov	URS	3:40:02	Andrey Plotnikov	URS	3:40:07	Stanislav Vezhel	URS	3:42:00
1991	Carlos Mercenario	MEX	3:42:03	Vitaliy Popovich	URS	3:44:01	Ronald Weigel	GER	3:45:57
1992	Robert Korzeniowski	POL	3:46:42	Carlos Mercenario	MEX	3:48:05.9t	Jaime Barroso	ESP	3:48:08
1993	Jesús Ángel García	ESP	3:41:41	Valentin Kononen	FIN	3:42:02	Valeriy Spitsyn	RUS	3:42:50
1994	Valentí Massana	ESP	3:38:43	Valeriy Spitsyn	RUS	3:41:07	Jesús Ángel García	ESP	3:41:28
1995	Zhao Yongsheng	CHN	3:41:20	Jesús Ángel García	ESP	3:41:54	Valentí Massana	ESP	3:42:13
1996	Thierry Toutain	FRA	3:40:57.9t	Andrey Plotnikov	RUS	3:40:58	Nikolay Matyukhin	RUS	3:42:30
1997	Jesús Ángel García	ESP	3:39:54	Oleg Ishutkin	RUS	3:40:12	Valentin Kononen	FIN	3:41:09
1998	Andrey Plotnikov	RUS	3:41:14	Tomasz Lipiec	POL	3:42:57	Miguel Rodríguez	MEX	3:43:15
1999	Sergey Korepanov	KAZ	3:39:22	Tomasz Lipiec	POL	3:40:08	Nikolay Matyukhin	RUS	3:40:13
2000	Valeriy Spitsyn	RUS	3:37:26	Vladimir Potemin	RUS	3:39:21	Valentin Kononen	FIN	3:39:34
2001	Robert Korzeniowski	POL	3:42:08	Jesús Ángel García	ESP	3:43:07	Nathan Deakes	AUS	3:43:43
2002	Robert Korzeniowski	POL	3:36:39	Aleksey Voyevodin	RUS	3:40:16	Yuriy Andronov	RUS	3:42:06
2003	Robert Korzeniowski	POL	3:36:03	German Skurygin	RUS	3:36:42	Andreas Erm	GER	3:37:46
2004	Denis Nizhegorodov	RUS	3:35:29	Robert Korzeniowski	POL	3:38:46	Han Yucheng	CHN	3:39:10
2005	Yu Chaohong	CHN	3:36:06	Zhao Chengliang	CHN	3:36:13	Han Yucheng	CHN	3:36:20
2006	Nathan Deakes	AUS	3:35:47	Denis Nizhegorodov	RUS	3:38:02	Zhao Jianguo	CHN	4:41:10
2007	Alex Schwazer	ITA	3:36:04	Denis Nizhegorodov	RUS	3:40:53	Vladimir Kanaykin	RUS	3:40:57
2008	Denis Nizhegorodov	RUS	3:34:14	Alex Schwazer	ITA	3:37:04	Igor Yerokhin	RUS	3:38:08
2009	Yohann Diniz	FRA	3:38:45	Jared Tallent	AUS	3:38:56	Yuki Yamazaki	JPN	3:40:12
2010	Yohann Diniz	FRA	3:40:37	Grzegorz Sudół	POL	3:42:24	Sergey Bakulin	RUS	3:43:26
2011	Yohann Diniz	FRA	3:35:27.2t	Si Tianfeng	CHN	3:38:48	Xu Faguang	CHN	3:42:20
2012	Jared Tallent	AUS	3:36:53	Si Tianfeng	CHN	3:37:16	Robert Heffernan	IRL	3:37:54
2013	Robert Heffernan	IRL	3:37:56	Jared Tallent	AUS	3:40:03	Igor Glavan	UKR	3:40:39
2014	Yohann Diniz	FRA	3:32:33	Matej Tóth	SVK	3:36:21	Ivan Noskov	RUS	3:37:41
2015	Matej Tóth	SVK	3:34:38	Hiroki Arai	JPN	3:40:20	Takayuki Tanii	JPN	3:42:01
2016	Yohann Diniz	FRA	3:37:48	Matej Tóth	SVK	3:40:58	Wang Zhendong	CHN	3:41:02
2017	Yohann Diniz	FRA	3:33:12	Hiroki Arai	JPN	3:41:17	Kai Kobayashi	JPN	3:41:19
2018	Tomohiro Noda	JPN	3:39:47	Sergey Bakulin	RUS	3:42:20	Matej Tóth	SVK	3:42:46
2019	Masatora Kawano	JPN	3:36:45	Satoshi Maruo	JPN	3:37:39	Yohann Diniz	FRA	3:37:43
2020	Matej Tóth	SVK	3:41:15	Dementiy Cheparev	RUS	3:43:29	Sergey Sharipov	RUS	3:43:46
2021	Satoshi Maruo	JPN	3:38:42	Hayato Katsuki	JPN	3:42:34	Kai Kobayashi	JPN	3:43:31

4 x 100 Metres Relay (Single nation teams only)

1970	France	39.0	United States	39.1	USSR	39.2
					Poland	39.2
					Cuba	39.2
1971	United States	39.0	Jamaica	39.1	Czechoslovakia	39.32
1972	United States	38.19	USSR	38.50	FR of Germany	38.79
1973	United States	38.91	German Democratic Republic	38.8	Italy	39.0
1974	France	38.69	Italy	38.88	Four teams	38.99
1975	United States	38.31	Cuba	38.46	Canada	38.86
1976	United States	38.33	German Democratic Republic	38.66	Poland	38.83

YEAR	FIRST		SECOND		THIRD	
1977	United States	38.03	German Democratic Republic	38.57	USSR	38.75
1978	Poland	38.58	German Democratic Republic	38.78	USSR	38.82
1979	United States	38.30	Italy	38.42	Poland	38.47
1980	USSR	38.26	Poland	38.33	United States	38.52
1981	Poland	38.66	United States	38.70	USSR	38.76
1982	United States	38.13	German Democratic Republic	38.29	Canada	38.43
1983	United States	37.86	German Democratic Republic	38.30	Italy	38.37
1984	United States	37.83	USSR	38.32	German Democratic Republic	38.46
1985	United States	38.10	USSR	38.28	German Democratic Republic	38.39
1986	United States	37.98	USSR	38.19	German Democratic Republic	38.60
1987	United States	37.90	USSR	38.02	Jamaica	38.41
1988	USSR	38.19	Great Britain & NI	38.28	France	38.40
1989	United States	38.29	Great Britain & NI	38.34	France	38.46
1990	France	37.79	United States	37.93	Great Britain & NI	37.98
1991	United States	37.50	France	37.87	Great Britain & NI	38.09
1992	United States	37.40	Nigeria	37.98	Cuba	38.00
1993	United States	37.40	Great Britain & NI	37.77	Canada	37.83
1994	United States	37.79	Canada	38.39	Great Britain & NI	38.46
1995	Canada	38.16	Australia	38.17	United States	38.25
1996	Canada	37.69	United States	37.96	Brazil	38.41
1997	Canada	37.86	Nigeria	37.94	United States	37.96
1998	United States	37.90	Great Britain & NI	38.09	Canada	38.23
1999	United States	37.59	Great Britain & NI	37.73	Brazil	38.05
2000	United States	37.61	Brazil	37.90	Cuba	38.04
2001	United States	37.88	Brazil	38.23	South Africa	38.47
2002	United States	37.95	Ukraine	38.53	Brazil	38.58
2003	United States	37.77	Brazil	38.26	Italy	38.42
2004	United States	37.92	Great Britain & NI	38.07	Nigeria	38.23
2005	France	38.08	Trinidad & Tobago	38.10	Great Britain & NI	38.27
2006	United States	37.59	Jamaica	38.36	Great Britain & NI	38.45
2007	United States	37.78	Jamaica	37.89	Great Britain & NI	37.90
2008	United States	37.80	Trinidad & Tobago	38.00	Japan	38.15
2009	Jamaica	37.31	Trinidad & Tobago	37.62	United States	37.73
2010	United States	37.45	Jamaica	37.76	France	38.11
2011	Jamaica	37.04	United States	37.79	Trinidad & Tobago	37.91
2012	Jamaica	36.84	United States	37.83 (sic)	Germany	38.02
2013	Jamaica	37.36	United States	37.58	Canada	37.92
2014	Jamaica	37.58	Great Britain & NI	37.93	PR of China	37.99
2015	Jamaica	37.36	United States	37.38	PR of China	37.92
2016	Jamaica	37.27	Japan	37.60	Canada	37.64
2017	Great Britain & NI	37.47	United States	37.52	Jamaica	37.95
2018	Great Britain	37.61	Japan	37.85	Turkey	37.98
2019	United States	37.10	Great Britain & NI	37.36	Japan	37.43
2020	Jamaica	38.59	Cuba	38.90	Czech Republic	38.90
2021	Italy	37.50	Canada	37.70	PR of China	37.79

4 x 400 Metres Relay (Single nation teams only)

1970	United States	3:03.3	Kenya	3:03.63	USSR	3:04.2
1971	United States	3:00.69	FR of Germany	3:02.94	Poland	3:03.64
1972	Kenya	2:59.83	Great Britain & NI	3:00.46	France	3:00.65
1973	United States	3:02.80	FR of Germany	3:03.04	Yugoslavia	3:03.48
1974	Great Britain & NI	3:03.33	FR of Germany	3:03.52	Finland	3:03.6
1975	United States	3:00.76	FR of Germany	3:02.08	Cuba	3:02.82
1976	United States	2:58.65	Poland	3:01.43	FR of Germany	3:01.98
1977	United States	3:01.2	FR of Germany	3:01.34	Poland	3:01.52
1978	FR of Germany	3:02.03	United States	3:03.2	Nigeria	3:03.24
1979	United States	3:00.70	FR of Germany	3:01.91	USSR	3:02.14
1980	USSR	3:01.08	German Democratic Republic	3:01.26	United States	3:02.37
1981	United States	2:59.12	Italy	3:01.42	USSR	3:01.69
1982	FR of Germany	3:00.50	Great Britain & NI	3:00.67	United States	3:00.69
1983	United States	2:59.91	USSR	3:00.79	FR of Germany	3:01.83
1984	United States	2:57.91	Great Britain & NI	2:59.13	Nigeria	2:59.32
1985	German Democratic Republic	2:59.86	United States	3:00.04	FR of Germany	3:00.33
1986	Great Britain & NI	2:59.84	FR of Germany	3:00.17	USSR	3:00.47
1987	United States	2:57.29	Great Britain & NI	2:58.86	Cuba	2:59.16
1988	United States	2:56.16	Cuba	2:59.71	Jamaica	3:00.30
1989	United States	3:00.19	Jamaica	3:02.12	Great Britain & NI	3:02.64
1990	Great Britain & NI	2:58.22	United States	2:59.42	Jamaica	3:00.45

YEAR	FIRST		SECOND		THIRD	
1991	Great Britain & NI	2:57.53	United States	2:57.57	Yugoslavia	2:59.95
1992	United States	2:55.74	Cuba	2:59.13	Kenya	2:59.63
1993	United States	2:54.29	Kenya	2:59.82	Germany	2:59.99
1994	Great Britain & NI	2:59.13	United States	2:59.42	France	3:01.11
1995	United States	2:57.32	Jamaica	2:58.29	Germany	3:00.25
1996	United States	2:55.99	Great Britain & NI	2:56.60	Jamaica	2:58.42
1997	Great Britain & NI	2:56.65	Jamaica	2:56.75	Poland	2:59.91
1998	Poland	2:58.00	Jamaica	2:58.33	Great Britain & NI	2:58.68
1999	Jamaica	2:57.97	Brazil	2:58.56	Poland	2:58.91
2000	Nigeria	2:58.68	United States	2:58.71	Jamaica	2:58.78
2001	Bahamas	2:58.19	Jamaica	2:58.39	Poland	2:58.71
2002	Great Britain & NI	3:00.40	Germany	3:00.80	France	3:00.92
2003	United States	2:58.40	France	2:58.96	Jamaica	2:59.60
2004	United States	2:55.91	Australia	3:00.60	Nigeria	3:00.90
2005	United States	2:56.91	Bahamas	2:57.32	Jamaica	2:58.07
2006	United States	2:59.86	Jamaica	3:00.83	Australia	3:00.93
2007	United States	2:55.56	Bahamas	2:59.18	Poland	3:00.05
2008	United States	2:55.39	Bahamas	2:58.03	Great Britain & NI	2:58.81
2009	United States	2:57.86	Bahamas	3:00.29	Great Britain & NI	3:00.53
2010	United States	2:58.83	Jamaica	3:01.68	Russia	3:01.72
2011	United States	2:58.82	Jamaica	2:59.13	South Africa	2:59.21
2012	Bahamas	2:56.72	United States	2:57.05	Trinidad & Tobago	2:59.40
2013	United States	2:58.71	Jamaica	2:59.88	Russia	2:59.90
2014	United States	2:57.25	Bahamas	2:57.59	Trinidad & Tobago	2:58.34
2015	United States	2:57.82	Trinidad & Tobago	2:58.20	Great Britain & NI	2:58.51
					Jamaica	2:58.51
2016	United States	2:57.30	Jamaica	2:58.16	Bahamas	2:58.49
2017	Trinidad & Tobago	2:58.12	United States	2:58.61	Great Britain & NI	2:59.00
2018	Belgium	2:59.47	United States	2:59.78	Great Britain	3:00.36
2019	United States	2:56.69	Jamaica	2:57.90	Belgium	2:58.78
2020	Japan	3:04.32	Jamaica	3:05.17	Russia	3:06.32
2021	United States	2:55.70	Netherlands	2:57.18	Botswana	2:57.27

Universal (Mixed) 4 x 400 Metres Relay

See page 898



WORLD ALL-TIME LISTS

Included here are top 40 lists in all World Championship events and top 10s (where there is regular competition) in the remaining events having World record status according to World Athletics Competition Rule 32. Those competing with distinction under two or more names are denoted with the symbol "◇" and listed on page 11.

Where possible the country of origin of athletes representing the former Czechoslovakia, USSR or Yugoslavian states is given (Lists as at May 31, 2022)

MARK	WIND	NAME	COUNTRY	BORN	PLACE	VENUE	DATE
100 Metres							
10.49	0.0?	Florence	Griffith Joyner ◇	USA	59	1q1 Indianapolis	16 Jul 88
<i>Evidence analysed suggests that rather than nil, the correct wind reading for the above performance (and 10.83 Echols below) was following and in excess of four metres per second</i>							
10.54	0.9	Elaine	Thompson-Herah ◇	JAM	92	1 Eugene	21 Aug 21
10.60	1.7	Shelly-Ann	Fraser-Pryce	JAM	86	1 Lausanne	26 Aug 21
10.61	1.2		Griffith Joyner			1 Indianapolis	17 Jul 88
10.61	-0.6		Thompson-Herah			1 Tokyo	31 Jul 21
10.62	1.0		Griffith Joyner			1q3 Seoul	24 Sep 88
10.63	1.3		Fraser-Pryce			1 Kingston	5 Jun 21
10.64	1.2	Carmelita	Jeter	USA	79	1 Shanghai	20 Sep 09
10.64	1.7		Thompson-Herah			2 Lausanne	26 Aug 21
10.65A	1.1	Marion	Jones	USA	75	1 Johannesburg	12 Sep 98
10.65	0.6		Thompson-Herah			1 Zürich	9 Sep 21
<i>(11/5)</i>							
10.72	1.6	Sha'Carri	Richardson	USA	00	1 Miramar	10 Apr 21
10.73	2.0	Christine	Arron	FRA	73	1 Budapest	19 Aug 98
10.74	1.3	Merlene	Ottey	JAM	60	1 Milano	7 Sep 96
10.74	1.0	English	Gardner	USA	92	1 Eugene	3 Jul 16
10.75	0.4	Kerron	Stewart	JAM	84	1 Roma	10 Jul 09
<i>(10)</i>							
10.76	1.7	Evelyn	Ashford	USA	57	1 Zürich	22 Aug 84
10.76	1.1	Veronica	Campbell-Brown	JAM	82	1 Ostrava	31 May 11
10.76	-0.6	Shericka	Jackson	JAM	94	3 Tokyo	31 Jul 21
10.77	0.9	Irina	Privalova	RUS	68	1rA Lausanne	6 Jul 94
10.77	0.7	Ivet	Lalova-Collio	BUL	84	1 Plovdiv	19 Jun 04
10.78A	1.0	Dawn	Sowell	USA	66	1 Provo	3 Jun 89
10.78	1.8	Torri	Edwards	USA	77	1s2 Eugene	28 Jun 08
10.78	1.6	Murielle	Ahouré	CIV	87	1 Montverde	11 Jun 16
10.78	1.0	Tianna	Bartoletta ◇	USA	85	2 Eugene	3 Jul 16
10.78	1.0	Tori	Bowie	USA	90	3 Eugene	3 Jul 16
<i>(20)</i>							
10.78	-0.3	Marie Josée	Ta Lou	CIV	88	1h4 Tokyo	30 Jul 21
10.79	0.0		Li Xuemei	CHN	77	1 Shanghai	18 Oct 97
10.79	-0.1	Inger	Miller	USA	72	2 Sevilla	22 Aug 99
10.79	1.1	Blessing	Okagbare	NGR	88	1 London (QE2 Park Stratford)	27 Jul 13
10.81	1.7	Marlies	Göhr ◇	GDR	58	1 Berlin	8 Jun 83
10.81	-0.3	Dafne	Schippers	NED	92	2 Beijing	24 Aug 15
10.81	1.7	Julien	Alfred	LCA	01	1h2 Lubbock	14 May 22
10.82	-1.0	Gail	Devers	USA	66	1 Barcelona	1 Aug 92
10.82	0.4	Gwen	Torrence	USA	65	2 Paris	3 Sep 94
10.82	-0.3	Zhanna	Pintusevich-Block ◇	UKR	72	1 Edmonton	6 Aug 01
<i>(30)</i>							
10.82	-0.7	Sherone	Simpson	JAM	84	1 Kingston	24 Jun 06
10.82	0.9	Michelle-Lee	Ahye	TTO	92	1 Port of Spain	24 Jun 17
10.83	1.7	Marita	Koch	GDR	57	2 Berlin	8 Jun 83
10.83	0.0?	Sheila	Echols	USA	64	1q2 Indianapolis	16 Jul 88
10.83	-1.0	Juliet	Cuthbert	JAM	64	2 Barcelona	1 Aug 92
10.83	0.1	Katerína	Thánou	GRE	75	2s1 Sevilla	22 Aug 99
10.83	0.1	Dina	Asher-Smith	GBR	95	2 Doha	29 Sep 19
10.83	0.9	Teahna	Daniels	USA	97	4 Eugene	21 Aug 21
10.84	1.3	Chioma	Ajunwa	NGR	70	1 Lagos	11 Apr 92
10.84	1.9	Chandra	Sturup	BAH	71	1 Lausanne	5 Jul 05
<i>(40)</i>							
10.84	1.8	Kelly-Ann	Baptiste	TTO	86	1 Clermont	5 Jun 10
<i>Wind-assisted marks. Performances to 10.70 and performers to 10.84</i>							
10.54	3.0		Griffith Joyner			1 Seoul	25 Sep 88
10.60	3.2		Griffith Joyner			1h1 Indianapolis	16 Jul 88
10.63	2.7	Blessing	Okagbare	NGR	88	1 Lagos	17 Jun 21

MARK	WIND	NAME	COUNTRY	BORN	PLACE	VENUE	DATE	
10.66	3.2	Brittany	Brown	USA	95	1	Waco	23 Apr 22
10.68	2.2		Jones			1	Stockholm	1 Aug 00
10.70	2.6		Griffith Joyner			1s2	Seoul	25 Sep 88
10.72	3.2	Tori	Bowie	USA	90	1s2	Eugene	26 Jun 15
10.72	4.5	Tawanna	Meadows	USA	86	1	Lubbock	6 May 17
10.72	2.7	Blessing	Okagbare	NGR	88	1	Austin	31 Mar 18
10.74	2.2	Cambrea	Sturgis	USA	99	1	Eugene	12 Jun 21
10.76	3.4	Marshevet	Hooker ◊	USA	84	1q1	Eugene	27 Jun 98
10.77	2.3	Gail	Devers	USA	66	1	San José	28 May 94
10.77	2.3	Ekateríni	Thánou	GRE	75	1	Réthimno	28 May 99
10.77	3.3	TeeTee	Terry	USA	99	1	Walnut	16 Apr 22
10.78	5.0	Gwen	Torrence	USA	65	1q3	Indianapolis	16 Jul 88
10.78	3.3	Muna	Lee	USA	81	2	Eugene	26 Jun 09
10.79	3.3	Marlies	Göhr ◊	GDR	58	1	Cottbus	16 Jul 80
10.80	2.9	Pam	Marshall	USA	60	1	Eugene	20 Jun 86
10.80	2.8	Heike	Drechsler ◊	GDR	64	1	Oslo	5 Jul 86
10.80	3.3	Aleia	Hobbs	USA	96	2	Walnut	16 Apr 22
10.80	3.2	Gabby	Thomas	USA	96	2	Waco	23 Apr 22
10.80	2.4	Julien	Alfred	LCA	01	1	Lubbock	15 May 22
10.81	3.6	Jenna	Prandini	USA	92	1h4	Eugene	2 Jul 16
10.81	3.2	Tamara	Clark	USA	99	3	Waco	23 Apr 22
10.82	2.2	Silke	Gladisch ◊	GDR	64	1s1	Roma	30 Aug 87
10.82	2.8	Celera	Barnes	USA	98	1	Austin	26 Mar 22
10.82	2.6	Rosemary	Chukwuma	NGR	01	1q1	Fayetteville	28 May 22
10.83	4.5	Candyce	McGrone	USA	89	2	Lubbock	6 May 17
10.83	2.5	Javianne	Oliver	USA	94	1s2	Eugene	19 Jun 21
10.83	2.8	Jada	Baylark	USA	97	2	Austin	26 Mar 22
10.83	2.4	Kevona	Davis	JAM	01	2	Lubbock	15 May 22

Doping-disqualified

10.83	1.6	Kelly-Ann	Baptiste	TTO	86	(1)	Port of Spain	22 Jun 13
10.64w	2.6	Sha'Carri	Richardson	USA	00	(1s1)	Eugene	19 Jun 21
10.79w	2.3	Kelli	White	USA	77	(1)	Carson	1 Jun 03

200 Metres

21.34	1.3	Florence	Griffith Joyner ◊	USA	59	1	Seoul	29 Sep 88
21.53	0.8	Elaine	Thompson-Herah ◊	JAM	92	1	Tokyo	3 Aug 21
21.56	1.7		Griffith Joyner			1s1	Seoul	29 Sep 88
21.61	1.3	Gabby	Thomas	USA	96	1	Eugene	26 Jun 21
21.62A	-0.6	Marion	Jones	USA	75	1	Johannesburg	11 Sep 98
21.63	0.2	Dafne	Schippers	NED	92	1	Beijing	28 Aug 15
21.64	0.8	Merlene	Ottey	JAM	60	1	Bruxelles	13 Sep 91
21.66	-1.0		Ottey			1	Zürich	15 Aug 90
21.66	0.2		Thompson-Herah			2	Beijing	28 Aug 15
21.66	0.3		Thompson-Herah			1s2	Tokyo	2 Aug 21
		(10/6)						
21.69	1.0	Allyson	Felix	USA	85	1	Eugene	30 Jun 12
21.71	0.7	Marita	Koch	GDR	57	1	Karl-Marx-Stadt	10 Jun 79
21.71	1.2	Heike	Drechsler ◊	GDR	64	1	Jena	29 Jun 86
21.72	1.3	Grace	Jackson	JAM	61	2	Seoul	29 Sep 88
		(10)						
21.72	-0.1	Gwen	Torrence	USA	65	1s2	Barcelona	5 Aug 92
21.74	0.4	Marlies	Göhr ◊	GDR	58	1	Erfurt	3 Jun 84
21.74	1.2	Silke	Gladisch ◊	GDR	64	1	Roma	3 Sep 87
21.74	0.6	Veronica	Campbell-Brown	JAM	82	1	Beijing	21 Aug 08
21.74	-0.4	Shaunae	Miller-Uibo ◊	BAH	94	1	Zürich	29 Aug 19
21.75	-0.1	Juliet	Cuthbert	JAM	64	2s2	Barcelona	5 Aug 92
21.77	0.6	Inger	Miller	USA	72	1	Sevilla	27 Aug 99
21.77	1.5	Tori	Bowie	USA	90	1	Eugene	27 May 17
21.78	0.6	Christine	Mboma	NAM	03	1	Zürich	9 Sep 21
21.79	0.8	Shelly-Ann	Fraser-Pryce	JAM	86	1	Kingston	27 Jun 21
		(20)						
21.81	-0.1	Valerie	Brisco-/Hooks	USA	60	1	Los Angeles	9 Aug 84
21.81	0.6	Shericka	Ashford	JAM	94	2	Zürich	9 Sep 21
21.83	-0.2	Evelyn	Ashford	USA	57	1	Montreal	24 Jul 79
21.85	0.3	Bärbel	Wöckel ◊	GDR	55	2	Potsdam	21 Jul 84
21.87	0.0	Irina	Privalova	RUS	68	2	Monaco	25 Jul 95
21.88	0.9	Dina	Asher-Smith	GBR	95	1	Doha	2 Oct 19

MARK	WIND	NAME	COUNTRY	BORN	PLACE	VENUE	DATE	
21.89	1.3	Jenna	Prandini	USA	92	2	Eugene	26 Jun 21
21.93	1.3	Pam	Marshall	USA	60	2	Indianapolis	23 Jul 88
21.95	0.3	Katrin	Krabbe	GDR	69	1	Split	30 Aug 90
21.95	1.3	Anavia (30)	Battle	USA	99	3	Eugene	26 Jun 21
21.96	1.3	Favour	Ofili	NGR	02	1	Gainesville	15 Apr 22
21.97	1.9	Jarmila	Kratochvílová	CZE	51	1	Bratislava	6 Jun 81
21.98	1.3	Tamara	Clark	USA	99	4	Eugene	26 Jun 21
21.99	0.9	Chandra	Cheeseborough	USA	59	2	Indianapolis	19 Jun 83
21.99	1.1	Marie-José	Pérec	FRA	68	1	Lille	2 Jul 93
21.99	1.1	Kerron	Stewart	JAM	84	2	Kingston	29 Jun 08
22.00	1.3	Sherone	Simpson	JAM	84	1	Kingston	25 Jun 06
22.00	1.3	Sha'Carri	Richardson	USA	00	1	Montverde	10 Aug 20
22.01	-0.5	Anelia	Nuneva ♠	BUL	62	1	Sofia	16 Aug 87
22.01	0.0		Li Xuemei	CHN	77	1	Shanghai	22 Oct 97
		(40)						
22.01	0.6	Muna	Lee	USA	81	4	Beijing	21 Aug 08
22.01	0.2	Candyce	McGrone	USA	89	4	Beijing	28 Aug 15
<i>Wind-assisted</i>								
21.72	3.1	Tamara	Clark	USA	99	2	Austin	26 Mar 22
21.80	3.2	Kimberlyn	Duncan	USA	91	1	Des Moines	23 Jun 13
21.82	3.1	Irina	Privalova	RUS	68	1	Lausanne	6 Jul 94
21.91	2.8	Muna	Lee	USA	81	1	Fort-de-France	10 May 08
21.97	5.3	Shania	Collins	USA	96	1h5	Tampa	25 May 18
22.01	2.9	Michelle-Lee	Ahye	TTO	92	1	San Marcos	25 Apr 15
22.01	2.1	Abby	Steiner	USA	99	1q2	Bloomington	28 May 22
400 Metres								
47.60		Marita	Koch	GDR	57	1	Canberra	6 Oct 85
47.99		Jarmila	Kratochvílová	CZE	51	1	Helsinki	10 Aug 83
48.14		Salwa	Eid Naser	BRN	98	1	Doha	3 Oct 19
48.16			Koch			1	Athína	8 Sep 82
48.16			Koch			1	Praha	16 Aug 84
48.22			Koch			1	Stuttgart	28 Aug 86
48.25		Marie-José	Pérec	FRA	68	1	Atlanta	29 Jul 96
48.26			Koch			1	Dresden	27 Jul 84
48.27		Olga	Vladykina ♠	UKR	63	2	Canberra	6 Oct 85
48.36		Shaunae (10/6)	Miller-Uibo ♠	BAH	94	1	Tokyo	6 Aug 21
48.59		Ta'ána	Kocembová ♠	CZE	62	2	Helsinki	10 Aug 83
48.63		Cathy	Freeman	AUS	73	2	Atlanta	29 Jul 96
48.70		Sanya	Richards-Ross ♠	USA	85	1	Athína	18 Sep 06
48.83		Valerie (10)	Brisco/-Hooks	USA	60	1	Los Angeles	6 Aug 84
48.89		Ana Gabriela	Guevara	MEX	77	1	Paris (Saint-Denis)	27 Aug 03
49.05		Chandra	Cheeseborough	USA	59	2	Los Angeles	6 Aug 84
49.07		Tonique	Williams-Darling	BAH	76	1	Berlin	12 Sep 04
49.10		Falilat	Ogunkoya	NGR	68	3	Atlanta	29 Jul 96
49.11		Olga	Nazarova	RUS	65	1s1	Seoul	25 Sep 88
49.16		Antonina	Krivoshapka	RUS	87	1	Cheboksary	5 Jul 12
49.19		Mariya	Pinigina ♠	KGZ/UKR	58	3	Helsinki	10 Aug 83
49.19		Amina	Seyni	NIG	96	2	Lausanne	5 Jul 19
49.20		Marileidy	Paulino	DOM	96	2	Tokyo	6 Aug 21
49.22A		Christine (20)	Mboma	NAM	03	1	Windhoek	17 Apr 21
49.24		Sabine	Busch	GDR	62	2	Erfurt	2 Jun 84
49.26		Allyson	Felix	USA	85	1	Beijing	27 Aug 15
49.28		Pauline	Davis-Thompson	BAH	66	4	Atlanta	29 Jul 96
49.29		Irena	Szewińska ♠	POL	46	1	Montreal	29 Jul 76
49.29		Charity	Opara	NGR	72	1	Roma	14 Jul 98
49.30		Petra	Müller ♠	GDR	65	1	Jena	3 Jun 88
49.30		Lorraine	Fenton ♠	JAM	73	2	Monaco	19 Jul 02
49.32		Shericka	Williams	JAM	85	2	Berlin	18 Aug 09
49.33		Amantle	Montsho	BOT	83	1	Monaco	19 Jul 13
49.34		Stephenie (30)	Ann McPherson	JAM	88	1s3	Tokyo	4 Aug 21
49.40		Jearl	Miles-Clark	USA	66	1	Indianapolis	14 Jun 97

MARK	NAME	COUNTRY	BORN	PLACE	VENUE	DATE	
49.41	Christine	Ohuruogu	GBR	84	1	Moskva	12 Aug 13
49.42	Grit	Breuer	GER	72	2	Tokyo	27 Aug 91
49.43	Kathy	Cook ◊	GBR	60	3	Los Angeles	6 Aug 84
49.43A	Fatimat	Yusuf	NGR	71	1	Harare	15 Sep 95
49.47	Aelita	Yurchenko	UKR	65	2	Moskva	4 Sep 88
49.47	Shericka	Jackson	JAM	94	3	Doha	3 Oct 2019
49.48	Francena	McCorory	USA	88	1	Sacramento	28 Jun 14
49.49	Olga	Zaytseva	RUS	84	1	Tula	16 Jul 06
49.51	Candice (40)	McLeod	JAM	96	2s1	Tokyo	4 Aug 21
<i>Irregular</i>							
48.54	Christine	Mboma	NAM	03	1	Bydgoszcz	30 Jun 21
<i>Doping-disqualified</i>							
49.28	Yuliya	Gushchina	RUS	83	(2)	Cheboksary	5 Jul 12
49.35	Anastasiya	Kapachinskaya	RUS	79	(1)	Cheboksary	22 Jul 11
800 Metres							
1:53.28	Jarmila	Kratochvílová	CZE	51	1	München	26 Jul 83
1:53.43	Nadezhda	Olizarenko ◊	UKR	53	1	Moskva	27 Jul 80
1:54.01	Pamela	Jelimo	KEN	89	1	Zürich	29 Aug 08
1:54.25	Caster	Semenya	RSA	91	1	Paris (Charléty)	30 Jun 18
1:54.44	Ana Fidelia	Quirot	CUB	63	1	Barcelona	9 Sep 89
1:54.60		Semenya			1	Monaco	20 Jul 18
1:54.68		Kratochvílová			1	Helsinki	9 Aug 83
1:54.77		Semenya			1	Ostrava	9 Sep 18
1:54.81	Olga	Mineyeva	RUS	52	2	Moskva	27 Jul 80
1:54.82		Quirot			1	Köln	24 Aug 97
<i>(10/6)</i>							
1:54.94	Tatyana	Kazankina	RUS	51	1	Montreal	26 Jul 76
1:55.04	Athing	Mu	USA	02	1	Eugene	21 Aug 21
1:55.05	Doina	Melinte	ROU	56	1	Bucureşti	1 Aug 82
1:55.19	Maria	Mutola	MOZ	72	1	Zürich	17 Aug 94
<i>(10)</i>							
1:55.19	Jolanda	Čeplak	SLO	76	1rA	Heusden	20 Jul 02
1:55.26	Sigrun	Wodars ◊	GDR	65	1	Roma	31 Aug 87
1:55.32	Christine	Wachtel	GDR	65	2	Roma	31 Aug 87
1:55.42	Nikolina	Shtereva	BUL	55	2	Montreal	26 Jul 76
1:55.46	Tatyana	Providokhina	RUS	53	3	Moskva	27 Jul 80
1:55.47	Francine	Niyonsaba	BDI	93	2	Monaco	21 Jul 17
1:55.54	Ellen	van Langen	NED	66	1	Barcelona	3 Aug 92
1:55.54		Liu Dong	CHN	73	1	Beijing	9 Sep 93
1:55.56	Lyubov	Gurina	RUS	57	3	Roma	31 Aug 87
1:55.60	Elfi	Zinn	GDR	53	3	Montreal	26 Jul 76
<i>(20)</i>							
1:55.61	Ajee'	Wilson	USA	94	3	Monaco	21 Jul 17
1:55.68	Ella	Kovacs	ROU	64	1	Bucureşti	2 Jun 85
1:55.69	Irina	Podyalovskaya	RUS	59	1	Kyiv	22 Jun 84
1:55.74	Anita	Weiss ◊	GDR	55	4	Montreal	26 Jul 76
1:55.87	Svetlana	Masterkova	RUS	68	1	Moskva	18 Jun 99
1:55.88	Keely	Hodgkinson	GBR	02	2	Tokyo	3 Aug 21
1:55.96	Lyudmila	Veselkova	RUS	50	2	Athina	8 Sep 82
1:55.96	Yekaterina	Podkopayeva ◊	RUS	52	1	Leningrad	27 Jul 83
1:55.99	Liliya	Nurutdinova	RUS	63	2	Barcelona	3 Aug 92
1:56.00	Tatyana	Andrianova	RUS	79	1	Kazan	18 Jul 08
<i>(30)</i>							
1:56.0	Valentina	Gerasimova	KAZ	48	1	Kyiv	12 Jun 76
1:56.0	Inna	Yevseyeva	UKR	64	1	Kyiv	25 Jun 88
1:56.04	Janeth	Jepkosgei	KEN	83	1	Osaka	28 Aug 07
1:56.09	Zulia	Calatayud	CUB	79	1	Monaco	19 Jul 02
1:56.1	Ravilya	Agletdinova ◊	BLR	60	2	Podolsk	21 Aug 82
1:56.15	Natoya	Goule	JAM	91	3	Monaco	20 Jul 18
1:56.2a	Totka	Petrova	BUL	56	1	Paris (Charléty)	6 Jul 79
1:56.2	Tatyana	Mishkel	UKR	52	3	Podolsk	21 Aug 82
1:56.21	Martina	Kämpfert ◊	GDR	59	4	Moskva	27 Jul 80
1:56.21	Zamira	Zaytseva	UZB	53	2	Leningrad	27 Jul 83
<i>(40)</i>							
1:56.21	Kelly	Holmes	GBR	70	2	Monaco	9 Sep 95

MARK	NAME	COUNTRY	BORN	PLACE	VENUE	DATE
<i>Indoors</i>						
1:55.85	Stephanie Graf	AUT	73	2	Wien	3 Mar 02
<i>Doping-disqualified</i>						
1:54.85	Yelena Soboleva	RUS	82	(1)	Kazan	18 Jul 08
1:55.87	Mariya Savinova	RUS	85	(1)	Daegu	4 Sep 11
1000 Metres						
2:28.98	Svetlana Masterkova	RUS	68	1	Bruxelles	23 Aug 96
2:29.15	Faith Kipyegon	KEN	94	1	Monaco	14 Aug 20
2:29.34	Maria Mutola	MOZ	72	1	Bruxelles	25 Aug 95
2:30.6	Tatyana Providokhina	RUS	53	1	Podolsk	20 Aug 78
2:30.67	Christine Wachtel	GDR	65	1	Berlin	17 Aug 90
2:30.70	Caster Semenya	RSA	91	1	Berlin	2 Sep 18
2:30.82	Laura Muir	GBR	93	2	Monaco	14 Aug 20
2:30.85	Martina Kämpfert	GDR	59	1	Berlin	9 Jul 80
2:31.06	Ciara Mageean	IRL	92	3	Monaco	14 Aug 20
2:31.11	Jemma Reekie	GBR	98	4	Monaco	14 Aug 20
	(10)					
1500 Metres						
3:50.07	Genzebe Dibaba	ETH	91	1	Monaco	17 Jul 15
3:50.46	Qu Yunxia	CHN	72	1	Beijing	11 Sep 93
3:50.98	Jiang Bo	CHN	77	1	Shanghai	18 Oct 97
3:51.07	Faith Kipyegon	KEN	94	1	Monaco	9 Jul 21
3:51.34	Lang Yinglai	CHN	79	2	Shanghai	18 Oct 97
3:51.92	Wang Junxia	CHN	73	2	Beijing	11 Sep 93
3:51.95	Sifan Hassan	NED	93	1	Doha	5 Oct 19
3:52.47	Tatyana Kazankina	RUS	51	1	Zürich	13 Aug 80
3:52.59	Kipyegon			1	Eugene	28 May 22
3:53.11	Kipyegon			1	Tokyo	6 Aug 21
	(10/9)					
3:53.91	Yin Lili	CHN	79	3	Shanghai	18 Oct 97
3:53.96	Paula Ivan	ROU	63	1	Seoul	1 Oct 88
	(10)					
3:53.97	Lan Lixin	CHN	79	4	Shanghai	18 Oct 97
3:54.01	Gudaf Tsegay	ETH	97	1	Chorzów	20 Jun 21
3:54.23	Olga Dvirna	RUS	53	1	Kyiv	27 Jul 82
3:54.50	Laura Muir	GBR	93	2	Tokyo	6 Aug 21
3:54.52	Zhang Ling	CHN	80	5	Shanghai	18 Oct 97
3:54.99	Shelby Houlihan	USA	93	4	Doha	5 Oct 19
3:55.07	Dong Yanmei	CHN	77	6	Shanghai	18 Oct 97
3:55.30	Hassiba Boulmerka	ALG	68	1	Barcelona	8 Aug 92
3:55.33	Süreyya Ayhan	TUR	78	1	Bruxelles	5 Sep 03
3:55.68	Yuliya Chizhenko	RUS	79	1	Paris (Saint-Denis)	8 Jul 06
	(20)					
3:56.12	Gabriela DeBues-Stafford	CAN	95	6	Doha	5 Oct 19
3:56.14	Zamira Zaytseva	UZB	53	2	Kyiv	27 Jul 82
3:56.18	Maryam Jamal	BRN	84	1	Rieti	27 Aug 06
3:56.28	Freweyn Hailu	ETH	01	3	Monaco	9 Jul 21
3:56.29	Shannon Rowbury	USA	84	3	Monaco	17 Jul 15
3:56.31	Liu Dong	CHN	73	5h2	Shanghai	17 Oct 97
3:56.43	Yelena Soboleva	RUS	82	2	Paris (Saint-Denis)	8 Jul 06
3:56.50	Tatyana Pozdnyakova	RUS	56	3	Kyiv	27 Jul 82
3:56.54	Abeba Aregawi	ETH	90	1	Roma	31 May 12
3:56.63	Nadezhda Ralldugina	UKR	57	1	Praha	18 Aug 84
	(20)					
3:56.65	Yekaterina Podkopayeva	RUS	52	1	Rieti	2 Sep 84
3:56.7a	Lyubov Smolka	UKR	52	2	Moskva	6 Jul 80
3:56.7	Doina Melinte	ROU	56	1	București	12 Jul 86
3:56.77+	Svetlana Masterkova	RUS	68	1	Zürich	14 Aug 96
3:56.8a	Nadezhda Olizarenko	UKR	53	3	Moskva	6 Jul 80
3:56.91	Lyudmila Rogachova	RUS	66	2	Barcelona	8 Aug 92
3:56.91	Tatyana Tomashova	RUS	75	1	Göteborg	13 Aug 06
3:56.97	Gabriela Szabo	ROU	75	1	Monaco	8 Aug 98
3:57.03	Liu Jing	CHN	71	6h2	Shanghai	17 Oct 97
3:57.05	Svetlana Guskova	MDA	59	4	Kyiv	27 Jul 82
	(40)					
3:57.05	Hellen Obiri	KEN	89	1	Eugene	31 May 14

MARK	NAME	COUNTRY	BORN	PLACE	VENUE	DATE
<i>Indoors</i>						
3:53.09	Gudaf	Tsegay	ETH	97	1	Liévin 9 Feb 21
<i>Doping-disqualified</i>						
3:56.15	Mariem	Alaoui Selsouli	MAR	84	(1)	Saint-Denis 6 Jul 12
3:56.62	Asli	Çakir Alptekin	TUR	85	(2)	Saint-Denis 6 Jul 12
One Mile						
4:12.33	Sifan	Hassan	NED	93	1	Monaco 12 Jul 19
4:12.56	Svetlana	Masterkova	RUS	68	1	Zürich 14 Aug 96
4:14.30	Genzebe	Dibaba	ETH	91	1	Rovereto 6 Sep 16
4:15.61	Paula	Ivan ◊	ROU	63	1	Nice 10 Jul 89
4:15.8	Natalya	Artyomova	RUS	63	1	Leningrad 5 Aug 84
4:16.14	Gudaf	Tsegay	ETH	97	2	London (QE2 Park Stratford) 22 Jul 18
4:16.15	Hellen	Obiri	KEN	89	3	London (QE2 Park Stratford) 22 Jul 18
4:16.71	Mary	Slaney ◊	USA	58	1	Zürich 21 Aug 85
4:16.71	Faith	Kipyegon	KEN	94	1	Bruxelles 11 Sep 15
4:17.25	Sonia	O'Sullivan	IRL	69	1	Oslo 22 Jul 94
<i>(10)</i>						
<i>Indoors</i>						
4:13.31	Genzebe	Dibaba	ETH	91	1	Stockholm 17 Feb 16
4:16.85	Elle	Purrier St. Pierre	USA	95	1	New York 8 Feb 20
4:17.14	Doina	Melinte	ROU	56	1	East Rutherford 9 Feb 90
<i>Doping-disqualified</i>						
4:15.63	Yelena	Soboleva	RUS	82	(1)	Moskva 29 Jun 07
2000 Metres						
5:21.56	Francine	Niyonsaba	BDI	93	1	Zagreb 14 Sep 21
5:25.36	Sonia	O'Sullivan	IRL	69	1	Edinburgh 8 Jul 94
5:25.86	Freweyni	Hailu	ETH	01	2	Zagreb 14 Sep 21
5:26.93	Yvonne	Murray	GBR	64	2	Edinburgh 8 Jul 94
5:27.50	Genzebe	Dibaba	ETH	91	1	Ostrava 17 Jun 14
5:28.69	Maricica	Puică	ROU	50	1	London (Crystal Palace) 11 Jul 86
5:28.72	Tatyana	Kazankina	RUS	51	1	Moskva 4 Aug 84
5:29.43+		Wang Junxia	CHN	73	1h2	Beijing 12 Sep 93
5:29.64	Tatyana	Pozdnyakova	UKR	56	2	Moskva 4 Aug 84
5:30.19	Zola	Budd ◊	GBR	66	3	London (Crystal Palace) 11 Jul 86
<i>(10)</i>						
5:30.19	Gelete	Burka	ETH	86	1	Bruxelles 4 Sep 09
<i>Indoors</i>						
5:23.75	Genzebe	Dibaba	ETH	91	1	Sabadell 7 Feb 17
5:30.53	Gabriela	Szabo	ROU	75	1	Sindelfingen 8 Mar 98
3000 Metres						
8:06.11		Wang Junxia	CHN	73	1	Beijing 13 Sep 93
8:12.18		Qu Yunxia	CHN	72	2	Beijing 13 Sep 93
8:16.50		Zhang Linli	CHN	73	3	Beijing 13 Sep 93
8:18.49	Sifan	Hassan	NED	93	1	Stanford 30 Jun 19
8:19.08	Francine	Niyonsaba	BDI	93	1	Paris 28 Aug 21
8:19.52	Ejgayehu	Taye	ETH	00	2	Paris 28 Aug 21
8:19.78		Ma Liyan	CHN	68	3h2	Beijing 12 Sep 93
8:20.07	Konstanze	Klosterhalfen	GER	97	2	Stanford 30 Jun 19
8:20.27	Letesenbet	Gidey	ETH	98	3	Stanford 30 Jun 19
8:20.68	Hellen	Obiri	KEN	89	1	Doha 9 May 14
<i>(10)</i>						
<i>Indoors</i>						
8:16.60	Genzebe	Dibaba	ETH	91	1	Stockholm 6 Feb 14

MARK	NAME	COUNTRY	BORN	PLACE	VENUE	DATE	
5000 Metres							
14:06.62	Letesenbet	Gidey	ETH	98	1	Valencia	7 Oct 20
14:11.15	Tirunesh	Dibaba	ETH	85	1	Oslo	6 Jun 08
14:12.59	Almaz	Ayana	ETH	91	1	Roma	2 Jun 16
14:12.88	Meseret	Defar	ETH	83	1	Stockholm	22 Jul 08
14:12.98	Ejgayehu	Taye	ETH	00	1	Eugene	27 May 22
14:13.32	Gudaf	Tsegay	ETH	97	1	Hengelo	8 Jun 21
14:14.09		Taye			2	Hengelo	8 Jun 21
14:14.32		Ayana			1	Shanghai	17 May 15
14:15.24	Senbere	Teferi	ETH	95	3	Hengelo	8 Jun 21
14:15.41	Genzebe	Dibaba	ETH	91	1	Paris (Saint-Denis)	4 Jul 15
	(10/8)						
14:18.37	Hellen	Obiri	KEN	89	1	Roma	8 Jun 17
14:20.68	Agnes	Tirop	KEN	95	2	London (QE2 Park Stratford)	21 Jul 19
	(10)						
14:20.87	Vivian	Cheruiyot	KEN	83	1	Stockholm	29 Jul 11
14:22.12	Sifan	Hassan	NED	93	3	London (QE2 Park Stratford)	21 Jul 19
14:23.75	Liliya	Shobukhova	RUS	77	1	Kazan	19 Jul 08
14:23.92	Shelby	Houlihan	USA	93	1	Portland	10 Jul 20
14:24.68	Elvan	Abeylegesse	TUR	82	1	Bergen (Fana)	11 Jun 04
14:25.34	Francine	Niyonsaba	BDI	93	1	Bruxelles	3 Sep 21
14:26.34	Karissa	Schweizer	USA	96	2	Portland	10 Jul 20
14:26.76	Konstanze	Klosterhalfen	GER	97	1	Berlin	3 Aug 19
14:26.80	Fantu	Worku	ETH	99	2	Oslo	1 Jul 21
14:27.12	Margaret	Kipkemboi	KEN	93	4	Bruxelles	3 Sep 21
	(20)						
14:27.55	Caroline	Kipkirui	KEN	94	2	Bruxelles	1 Sep 17
14:28.09		Jiang Bo	CHN	77	1	Shanghai	23 Oct 97
14:28.39	Sentayehu	Ejigu	ETH	85	2	Paris (Saint-Denis)	16 Jul 10
14:28.55	Eilish	McColgan	GBR	90	4	Bislett	1 Jul 21
14:29.11	Paula	Radcliffe	GBR	73	1	Bydgoszcz	20 Jun 04
14:29.32	Olga	Yegorova	RUS	72	1	Berlin	31 Aug 01
14:29.32	Berhane	Adere	ETH	73	1	Oslo	27 Jun 03
14:29.50	Viola	Kibiwot	KEN	83	2	Rabat	22 May 16
14:29.60	Tsehay	Gemechu	ETH	98	4	Doha	5 Oct 19
14:29.82		Dong Yanmei	CHN	77	2	Shanghai	23 Oct 97
	(30)						
14:30.32	Lilian	Rengeruk	KEN	97	5	Bruxelles	3 Sep 21
14:30.42	Sally	Kipyego	KEN	85	2	Zürich	8 Sep 11
14:30.88	Gete	Wami	ETH	74	1	Heusden	5 Aug 00
14:31.14	Linet	Masai	KEN	89	2	Shanghai	23 May 10
14:31.20	Gelete	Burka	ETH	86	2	Ostrava	27 Jun 07
14:31.48	Gabriela	Szabo	ROU	75	1	Berlin	1 Sep 98
14:31.69	Margaret	Kipkemboi	KEN	93	4	London (QE2 Park Stratford)	21 Jul 19
14:31.91	Meselech	Melkamu	ETH	85	3	Shanghai	23 May 10
14:31.91	Sylvia	Kibet	KEN	84	4	Shanghai	23 May 10
14:31.95	Faith	Kipyegon	KEN	94	2	Eugene	30 May 15
	(30)						
<i>Indoors</i>							
14:18.86		G Dibaba	ETH	91	1	Stockholm	19 Feb 15
14:31.38	Gabriela	DeBues-Stafford	CAN	95	1	Boston	11 Feb 22
5 Kilometres (road)							
14:19	Ejgayehu	Taye	ETH	00	1	Barcelona	31 Dec 21
14:29	Senbere	Teferi	ETH	95	1	Herzogenaurach	12 Sep 21
14:32+	Joyciline	Jepkosgei	KEN	93	1	Praha	9 Sep 17
14:39	Dawit	Seyaum	ETH	96	1	Lille	6 Nov 21
14:41	Beth	Potter	GBR	91	1	Barrowford	3 Apr 21
14:42	Norah	Tanui	KEN	95	2	Lille	6 Nov 21
14:43	Beatrice	Chepkoech	KEN	91	1	Monaco	14 Feb 21
14:44	Sifan	Hassan	NED	93	1	Monaco	17 Feb 19
14:45	Eilish	McColgan	GBR	90	1	Málaga	24 Apr 22
14:46	Meseret	Defar	ETH	83	1	Carlsbad	9 Apr 06
	(10)						
14:46+	Violah	Jepchumba	BRN	90	1	Praha	10 Sep 16

MARK	NAME	COUNTRY	BORN	PLACE	VENUE	DATE	
<i>At worldathletics.org, rounded 5000m times made on an exhibition track at Zurich at the 2021 Diamond League final are listed as road marks</i>							
14:29	Francine	Niyonsaba	BDI	93	1	Zürich	8 Sep 21
14:30	Hellen	Obiri	KEN	89	2	Zürich	8 Sep 21
14:32	Margaret	Kipkemboi	KEN	93	4	Zürich	8 Sep 21
14:37	Eva	Cherono	KEN	96	5	Zürich	8 Sep 21
14:44	Fantu	Worku	ETH	99	6	Zürich	8 Sep 21

10,000 Metres

29:01.03	Letesenbet	Gidey	ETH	98	1	Hengelo	8 Jun 21
29:06.82	Sifan	Hassan	NED	93	1	Hengelo	6 Jun 21
29:17.45	Almaz	Ayana	ETH	91	1	Río de Janeiro	12 Aug 16
29:31.78		Wang Junxia	CHN	73	1	Beijing	8 Sep 93
29:32.53	Vivian	Cheruiyot	KEN	83	2	Río de Janeiro	12 Aug 16
29:36.67		Hassan			1	Hengelo	10 Oct 20
29:39.42	Gudaf	Tsegay	ETH	97	1	Maia	8 May 21
29:42.56	Tirunesh	Dibaba	ETH	85	3	Río de Janeiro	12 Aug 16
29:50.77	Kalkidan	Gezahegne	BRN	91	2	Maia	8 May 21
29:53.51	Alice	Aprot	KEN	94	4	Río de Janeiro	12 Aug 16
	(10/9)						
29:53.80	Meselech	Melkamu	ETH	85	1	Utrecht	14 Jun 09
	(10)						
29:59.20	Meseret	Defar	ETH	83	1	Birmingham	11 Jul 09
30:01.09	Paula	Radcliffe	GBR	73	1	München	6 Aug 02
30:04.18	Berhane	Adere	ETH	73	1	Paris (Saint-Denis)	23 Aug 03
30:06.01	Tsige	Gebreselama	ETH	00	2	Hengelo	8 Jun 21
30:07.15	Werknesh	Kidane	ETH	81	2	Paris (Saint-Denis)	23 Aug 03
30:07.20		Sun Yingjie	CHN	77	3	Paris (Saint-Denis)	23 Aug 03
30:07.78	Betsy	Saina	KEN	88	5	Río de Janeiro	12 Aug 16
30:11.53	Florence	Kiplagat	KEN	87	2	Utrecht	14 Jun 09
30:11.87	Wude	Ayalew	ETH	87	3	Utrecht	14 Jun 09
30:12.53	Lornah	Kiplagat	NED	74	4	Paris (Saint-Denis)	23 Aug 03
	(20)						
30:13.17	Molly	Huddle	USA	84	6	Río de Janeiro	12 Aug 16
30:13.37		Zhong Huandi	CHN	67	2	Beijing	8 Sep 93
30:13.74	Ingrid	Kristiansen ◊	NOR	56	1	Oslo	5 Jul 86
30:14.66	Elise	Cranny	USA	96	1	San Juan Capistrano	6 Mar 22
30:17.49	Derartu	Tulu	ETH	72	1	Sydney	30 Sep 00
30:18.39	Ejegayehu	Dibaba	ETH	82	2	Sollentuna	28 Jun 05
30:19.29	Tsehay	Gemechu	ETH	98	3	Hengelo	8 Jun 21
30:20.44	Hitomi	Niiya	JPN	88	1	Osaka	4 Dec 20
30:20.77	Yalemzerf	Yehualaw	ETH	99	4	Hengelo	8 Jun 21
30:21.67	Elvan	Abeylegesse	TUR	82	1	Antalya	15 Apr 06
	(30)						
30:22.22	Shalane	Flanagan	USA	81	3	Beijing	15 Aug 08
30:22.48	Gete	Wami	ETH	74	2	Sydney	30 Sep 00
30:22.88	Fernanda	Ribeiro	POR	69	3	Sydney	30 Sep 00
30:23.07	Alla	Zhilyayeva	RUS	69	5	Paris (Saint-Denis)	23 Aug 03
30:24.27	Hellen	Obiri	KEN	89	4	Tokyo	7 Aug 21
30:24.36		Xing Huina	CHN	84	1	Athína	27 Aug 04
30:25.20	Agnes	Tirop	KEN	95	3	Doha	28 Sep 19
30:26.20	Galina	Bogomolova	RUS	77	6	Paris (Saint-Denis)	23 Aug 03
30:26.37	Sally	Kipyego	KEN	85	2	London (QE2 Park Stratford)	3 Aug 12
30:26.41	Yasemin	Can	TUR	96	7	Río de Janeiro	12 Aug 16
	(40)						
<i>Doping-disqualified</i>							
29:56.34	Elvan	Abeylegesse	TUR	82	(2)	Beijing	15 Aug 08

10 Kilometres (road)

29:14	Yalemzerf	Yehualaw	ETH	99	1	Castellón	27 Feb 22
29:38	Kalkidan	Gezahegne	BRN	91	1	Génève	3 Oct 21
29:43	Joyciline	Jepkosgei	KEN	93	1	Praha	9 Sep 17
29:44+	Letesenbet	Gidey	ETH	98	1	Nijmegen	17 Nov 19
29:46	Sheila	Kiprotich	KEN	90	1	Valencia	12 Jan 20
29:50	Rosemary	Wanjiru	KEN	94	2	Valencia	12 Jan 20
29:50	Margaret	Kipkemboi	KEN	93	1	Valencia	3 Oct 21

MARK	NAME	COUNTRY	BORN	PLACE	VENUE	DATE		
29:51	Norah	Tanui	KEN	95	3	Valencia	12 Jan 20	
29:57	Dorcas	Kimeli	KEN	97	2	Praha	7 Sep 19	
30:01	Agnes (10)	Tirop	KEN	95	1	Herzogenaurach	12 Sep 21	
<i>Significantly downhill course</i>								
29:54	Brigid	Kosgei	KEN	94	1	Madrid	31 Dec 18	
29:59	Helen	Obiri	KEN	89	2	Madrid	31 Dec 18	
One Hour (track)								
18,930m	Sifan	Hassan	NED	93	1	Bruxelles	4 Sep 20	
18,571m	Lonah Chemtai	Salpeter	ISR	88	2	Bruxelles	4 Sep 20	
18,517m	Dire	Tune	ETH	85	1	Ostrava	12 Jun 88	
18,341m	Eva	Cherono	KEN	96	3	Bruxelles	4 Sep 20	
18,340m	Tegla	Loroupe	KEN	73	1	Bergholzhausen	1 Aug 98	
18,084m	Silvana	Cruciata	ITA	53	1	Roma	2 May 81	
18,027m	Rosa	Mota	POR	58	1	Lisbon	14 May 83	
17,974m	Helen	Tola	ETH	94	4	Bruxelles	4 Sep 20	
17,955m	Sarah	Lahti	SWE	95	5	Bruxelles	4 Sep 20	
17,952m	Junko (10)	Kataoka	JPN	70	1	Tokyo	1 Oct 94	
<i>Border infringement</i>								
18,904m	Brigid	Kosgei	KEN	94	(2)	Bruxelles	4 Sep 20	
Half Marathon								
<i>Slightly downhill courses included: Newcastle-South Shields 30.5m, Lisboa 69m. Point-to-point (ptp) Ostia</i>								
62:52	Letesenbet	Gidey	ETH	98	1	Valencia	24 Oct 21	
63:51	Yalemzerf	Yehualaw	ETH	99	2	Valencia	24 Oct 21	
64:02	Ruth	Chepngetich	KEN	94	1	Istanbul	4 Apr 21	
64:14	Girmawit	Gebzihair	ETH	01	1	Ras Al Khaimah	19 Feb 22	
64:22	Hellen	Obiri	KEN	89	2	Ras Al Khaimah	19 Feb 22	
64:28	dh	Brigid	Kosgei	KEN	94	1	South Shields	8 Sep 19
64:31	Ababel	Yeshaneh	ETH	91	1	Ras Al Khaimah	21 Feb 20	
64:36	Sheila	Kiprotich	KEN	90	3	Ras Al Khaimah	19 Feb 22	
64:40		Yehualaw	ETH		2	Istanbul	4 Apr 21	
64:46		Yehualaw	ETH		1	New Delhi	29 Nov 20	
	(10/8)							
64:51	Joyciline	Jepkosgei	KEN	93	1	Valencia	22 Oct 17	
64:52	Fancy (10)	Chemutai	KEN	94	1	Ras Al Khaimah	9 Feb 18	
64:55	Mary	Keitany	KEN	82	2	Ras Al Khaimah	9 Feb 18	
65:03	Vicoty	Chepngeno	KEN	93	1	Houston	16 Jan 22	
65:04	Joan	Chelimo	KEN	90	1	Praha	7 Apr 18	
65:06	Peres	Jepchirchir	KEN	93	1	Ras Al Khaimah	10 Feb 17	
65:07	Caroline	Kipkirui	KEN	94	3	Ras Al Khaimah	9 Feb 18	
65:08	Tsehay	Gemechu	ETH	98	1	København	19 Sep 21	
65:09	Florence	Kiplagat	KEN	87	1	Barcelona	15 Feb 15	
65:15	Sifan	Hassan	NED	93	1	København	16 Sep 18	
65:18	Melat	Kejeta	GER	92	2	Gdynia	17 Oct 20	
65:18	Genzebe (20)	Dibaba	ETH	91	1	Valencia	6 Dec 20	
65:21	Nancy	Rotich	KEN	87	2	Berlin	22 Aug 21	
65:22	Violah	Jepchumba	BRN	90	2	Praha	1 Apr 17	
65:26	Margaret	Kipkemboi	KEN	93	1	Barcelona	3 Apr 22	
65:28	Judith	Jeptum	KEN	95	4	Ras Al Khaimah	19 Feb 22	
65:32	Senbere	Teferi	ETH	95	1	Valencia	27 Oct 19	
65:34	Rosemary	Wanjiru	KEN	94	3	Ras Al Khaimah	21 Feb 20	
65:36	Goytatom	Gebreselassie	ETH	95	1	Manama	11 Dec 21	
65:39	Zeineba	Yimer	ETH	98	4	Gdynia	17 Oct 20	
65:40	dh	Paula	Radcliffe	GBR	73	1	South Shields	21 Sep 03
65:41	Hawi (30)	Feysa	ETH	99	2	København	19 Sep 21	
65:44	dh	Susan	Chepkemei	KEN	75	1	Lisboa	1 Apr 01
65:44	Brenda	Jepleting	KEN	97	4	Valencia	24 Oct 21	
65:45	dh	Priscah	Jeptoo	KEN	84	1	South Shields	15 Sep 13

MARK	NAME	COUNTRY	BORN	PLACE	VENUE	DATE		
65:45	Netsanet	Gudeta	ETH	91	2	Ras Al Khaimah	8 Feb 19	
65:46	Betty	Lempus	KEN	91	1	Paris	5 Sep 21	
65:46	Bosena	Mulate	ETH	01	5	Ras Al Khaimah	19 Feb 22	
65:47	Kalkidan	Gezahegne	BRN	91	2	Manama	11 Dec 21	
65:50	Joyce	Chepkemoi	KEN	95	2	Berlin	3 Apr 22	
65:52	Edith	Chelimo	KEN	86	1	Cardiff	1 Oct 17	
65:57	Birhane (40)	Dibaba	ETH	93	1	København	15 Sep 19	
Marathon								
2:14:04	Brigid	Kosgei	KEN	94	1	Chicago	13 Oct 19	
2:15:25	Paula	Radcliffe	GBR	73	1	London	13 Apr 03	
2:16:02		Kosgei			1	Tokyo	6 Mar 22	
2:17:01	Mary	Keitany	KEN	82	1	London	23 Apr 17	
2:17:08	Ruth	Chepngetich	KEN	94	1	Dubai	25 Jan 19	
2:17:16	Peres	Jepchirchir	KEN	93	1	Valencia	6 Dec 20	
2:17:18		Radcliffe			1	Chicago	13 Oct 02	
2:17:18		Chepngetich			1	Nagoya	13 Mar 22	
2:17:23	Yalemzerf	Yehualaw	ETH	99	1	Hamburg	24 Apr 22	
2:17:41	Worknesh (10/7)	Degefa	ETH	90	2	Dubai	25 Jan 19	
2:17:43	Joyciline	Jepkosgei	KEN	93	1	London	3 Oct 21	
2:17:45	Lonah Chemtai	Salpeter	ISR	88	1	Tokyo	1 Mar 20	
2:17:56	Tirunesh (10)	Dibaba	ETH	85	2	London	23 Apr 17	
2:17:57	Angela	Tanui	KEN	92	1	Amsterdam	17 Oct 21	
2:17:58	Degitu	Azimeraw	ETH	99	2	London	3 Oct 21	
2:17:58	Ashete	Bekele	ETH	88	2	Tokyo	6 Mar 22	
2:18:04	Joan	Chelimo	ROU	90	1	Seoul	17 Apr 22	
2:18:11	Gladys	Cherono	KEN	83	1	Berlin	16 Sep 18	
2:18:12	Sutume	Asefa	ETH	94	2	Seoul	17 Apr 22	
2:18:18	Goytatom	Gebreselassie	ETH	95	3	Tokyo	6 Mar 22	
2:18:30	Roza	Dereje	ETH	97	1	Valencia	1 Dec 19	
2:18:31	Vivian	Cheruiyot	KEN	83	1	London	22 Apr 18	
2:18:33	Azmera (20)	Abreha	ETH	98	2	Valencia	1 Dec 19	
2:18:34	Ruti	Aga	ETH	94	2	Berlin	16 Sep 18	
2:18:35	Birhane	Dibaba	ETH	93	2	Tokyo	1 Mar 20	
2:18:47	Catherine	Ndereba	KEN	72	1	Chicago	7 Oct 01	
2:18:51	Alemu	Megertu	ETH	97	1	Sevilla	20 Feb 22	
2:18:58	Tiki	Gelana	ETH	87	1	Rotterdam	15 Apr 12	
2:19:10	Valary	Aiyabei	KEN	91	1	Frankfurt	27 Oct 19	
2:19:10	Hiwot	Gebrekidan	ETH	95	5	Tokyo	6 Mar 22	
2:19:12	Mizuki	Noguchi	JPN	78	1	Berlin	25 Sep 05	
2:19:12	Keira	D'Amato	USA	84	1	Houston	16 Jan 22	
2:19:19	Irina (10)	Mikitenko	GER	72	1	Berlin	28 Sep 08	
2:19:28	Zeineba	Yimer	ETH	98	5	Valencia	1 Dec 19	
2:19:30	Feyse	Tadese	ETH	88	2	Dubai	26 Jan 18	
2:19:31	Aselefech	Mergia	ETH	85	1	Dubai	27 Jan 12	
2:19:31	Nancy	Rotich	KEN	87	1	Valencia	5 Dec 21	
2:19:34	Lucy	Kabuu	KEN	84	2	Dubai	27 Jan 12	
2:19:36	Deena	Kastor ◇	USA	73	1	London	23 Apr 06	
2:19:36	Yebrgual	Melese	ETH	90	3	Dubai	26 Jan 18	
2:19:39		Sun Yingjie	CHN	77	1	Beijing	19 Oct 03	
2:19:41	Yoko	Shibui	JPN	79	1	Berlin	26 Sep 04	
2:19:41	Tirfi (40)	Tsegaye	ETH	84	1	Dubai	22 Jan 16	
<i>Downhill course and finish not within 30% of start (therefore aided according to World Athletics rules)</i>								
2:19:59	dh	Buzunesh	Deba	ETH	87	2	Boston	21 Apr 14
<i>Doping-disqualified</i>								
2:18:20		Liliya	Shobukhova	RUS	77	(1)	Chicago	9 Oct 11
2:18:57	dh	Rita	Jeptoo	KEN	81	(1)	Boston	21 Apr 14

MARK	NAME	COUNTRY	BORN	PLACE	VENUE	DATE	
50 Kilometres (road)							
2:59:54	Desiree	Linden	USA	83	1	Dorena Lake	13 Apr 21
3:04:24	Irvette	van Zyl	RSA	87	1	Gqeberha	23 May 21
3:04:30	Frith	van der Merwe	RSA	64	1	Pretoria	5 Aug 89
3:04:58	Amelework	Bosho	ETH	86	1	Gqeberha	6 Mar 22
3:05:01	Lilian	Chemweno	KEN	95	2	Gqeberha	23 May 21
3:07:20	Alyson	Dixon	GBR	78	1	Brasov	1 Sep 19
3:08:29	Shelmith Nyawira	Muriuki	KEN	84	2	Gqeberha	6 Mar 22
3:09:16	Helen	Davies	GBR	79	2	Brasov	1 Sep 19
3:10:19+	Gerda	Steyn	RSA	90	1	Cape Town	20 Apr 19
3:10:19+	Olesya	Nurgalyeva	RUS	76	1	Cape Town	23 Apr 11
	(10)						
100 Kilometres (road)							
6:33:11	Tomoe	Abe	JPN	71	1	Yubetsu	25 Jun 00
7:00:27	Norimi	Sakurai	JPN	71	1	Winschoten	8 Sep 07
7:00:48	Ann	Trason	USA	60	1	Winschoten	16 Sep 95
7:04:36	Dominika	Stelmach	POL	82	1	Pabianice	30 Aug 20
7:08:35	Camille	Herron	USA	81	1	Winschoten	12 Sep 15
7:10:32	Tatyana	Zhyrkova	RUS	68	1	Winschoten	11 Sep 04
7:11:42	Noriko	Kawaguchi	JPN	69	1	Yubetsu	23 Jun 96
7:18:53	Radka	Churanova	CZE	77	1	Plzen	26 Mar 22
7:18:57	Birgit	Lennartz-Lohrengel	GER	65	1	Hanau	28 Apr 90
7:20:22	María	Venâncio	BRA	58	1	Cubatão	8 Aug 98
	(10)						
3000 Metres Steeplechase							
8:44.32	Beatrice	Chepkoech	KEN	91	1	Monaco	20 Jul 18
8:52.78	Ruth	Jebet	BRN	96	1	Paris (Saint-Denis)	27 Aug 16
8:53.65	Norah	Tanui	KEN	95	1	Eugene	21 Aug 21
8:55.10		Chepkoech			1	Bruxelles	31 Aug 18
8:55.29		Jebet			1	Zürich	24 Aug 17
8:55.58		Chepkoech			1	Stanford	30 Jun 19
8:57.77	Courtney	Frerichs	USA	93	2	Eugene	21 Aug 21
8:57.84		Chepkoech			1	Doha	30 Sep 19
8:57.97		Tanui	KAZ		1	Eugene	28 May 22
8:58.71	Winfred	Yavi	BRN	99	2	Eugene	28 May 22
	(10/5)						
8:58.78	Celliphine	Chespol	KEN	99	1	Eugene	26 May 17
8:58.81	Gulnara	Samitova-Galkina ♠	RUS	78	1	Beijing	17 Aug 08
	(10/6)						
9:00.01	Hyvin	Jepkemoi	KEN	92	1	Eugene	28 May 16
9:00.85	Courtney	Frerichs	USA	93	2	Monaco	20 Jul 18
9:01.45	Peruth	Chemutai	UGA	99	1	Tokyo	4 Aug 21
9:02.35	Emma	Coburn	USA	90	2	Doha	30 Sep 19
	(10)						
9:02.52	Mekides	Abebe	ETH	01	2	Doha	28 May 21
9:03.30	Gesa-Felicitas	Krause	GER	92	3	Doha	30 Sep 19
9:05.36	Habiba	Ghribi	TUN	84	1	Bruxelles	11 Sep 15
9:06.57	Yekaterina	Volkova	RUS	78	1	Osaka	27 Aug 07
9:06.66	Daisy	Jepkemei	KEN	96	4	Zürich	29 Aug 19
9:07.06	Sofia	Assefa	ETH	87	1	Hengelo	11 Jun 17
9:07.14	Milcah	Chemos	KEN	86	1	Oslo	7 Jun 12
9:07.41	Eunice	Jepkorir	KEN	82	2	Beijing	17 Aug 08
9:07.81	Werkwuha	Getachew	ETH	95	5	Eugene	28 May 22
9:08.23	Roseline	Chepngetich	KEN	97	7	Monaco	20 Jul 18
	(20)						
9:08.39	Yuliya	Zaripova ♠	RUS	86	2	Berlin	17 Aug 09
9:09.19	Tatyana	Petrova	RUS	83	2	Osaka	27 Aug 07
9:09.39	Marta	Dominguez	ESP	75	1	Barcelona	25 Jul 09
9:09.61	Hiwot	Ayalew	ETH	90	3	Oslo	7 Jun 12
9:10.27	Colleen	Chigley	USA	92	1	Berlin	2 Sep 18
9:12.04A	Faith	Cherotich	KEN	04	2	Nairobi	7 May 22
9:12.50	Jenny	Simpson ♠	USA	86	5	Berlin	17 Aug 09
9:12.55	Lydia	Chepkurui	KEN	84	2	Moskva	13 Aug 13
9:13.16	Ruth	Bisibori	KEN	88	7	Berlin	17 Aug 09

MARK	WIND	NAME	COUNTRY	BORN	PLACE	VENUE	DATE	
9:13.22		Gladys (30)	Kipkemboi	KEN	86	2	Roma	10 Jun 10
9:13.25		Etenesh	Diro	ETH	91	6	Paris (Charl�ty)	1 Jul 17
9:13.35		Karoline Bjerkeli	Gr�vdal	NOR	90	1	Sandnes	26 Aug 17
9:13.46		Anna Emilie	M�ller	DEN	97	7	Doha	30 Sep 19
9:13.85		Virginia	Nyambura	KEN	93	3	Monaco	17 Jul 15
9:13.53		G�lcan	Mingir	TUR	89	1	Sofia	9 Jun 12
9:13.76		Yekaterina	Ivonina	RUS	94	1	Cheboksary	24 Jun 21
9:14.03		Lomi	Muleta	ETH	01	2	Hengelo	8 Jun 21
9:14.09		Aisha	Praught Leer �	JAM	89	8	Bruxelles	31 Aug 18
9:14.28		Genevieve	Gregson �	AUS	89	6	Paris (Saint-Denis)	27 Aug 16
9:14.84		Maruša (40)	Miřmař Zrimsek	SLO	94	6	Tokyo	4 Aug 21

Doping-disqualified

9:05.02		Yuliya	Zaripova �	RUS	86	(1)	Stockholm	17 Aug 12
9:07.32		Marta	Dom�nguez	ESP	75	(1)	Berlin	17 Aug 09

100 Metres Hurdles

12.20	0.3	Keni	Harrison	USA	92	1	London (QE2 Park Stratford)	22 Jul 16
12.21	0.7	Yordanka	Donkova	BUL	61	1	Stara Zagora	20 Aug 88
12.24	0.9		Donkova			1h	Stara Zagora	28 Aug 88
12.24	0.7		Harrison			1	Eugene	28 May 16
12.25	1.4	Ginka	Zagorcheva	BUL	58	1	Drama	8 Aug 87
12.26	1.5		Donkova			1	Ljubljana	7 Sep 86
12.26	1.7	Lyudmila (later Ludmila Engquist SWE)	Narozhilenko	RUS	64	1rB	Sevilla	6 Jun 92
12.26	1.2	Brianna	McNeal �	USA	91	1	Des Moines	22 Jun 13
12.26	-0.2	Jasmine	Camacho-Quinn	PUR	96	1s3	Tokyo	1 Aug 21
12.27	-1.2		Donkova			1	Stara Zagora	28 Aug 88
12.28	1.1	Sally	Pearson �	AUS	86	1	Daegu	3 Sep 11
12.32	0.8	Danielle	Williams	JAM	92	1	London (QE2 Park Stratford)	20 Jul 19
12.33	-0.3	Gail	Devers	USA	66	1	Sacramento	23 Jul 00
12.34	1.9	Sharika (10)	Nelvis	USA	90	1h3	Eugene	26 Jun 15
12.34	0.3	Nia	Ali	USA	88	1	Doha	6 Oct 19
12.35	0.9	Jasmin	Stowers	USA	91	1	Doha	15 May 15
12.36	1.9	Grazyna	Rabszty�n	POL	52	1	Warszawa	13 Jun 80
12.37	1.5	Joanna	Hayes	USA	76	1	Athina	24 Aug 04
12.37	-0.2	Dawn	Harper Nelson �	USA	84	2	London (QE2 Park Stratford)	7 Aug 12
12.39	1.5	Vera	Komisova �	RUS	53	1	Roma	5 Aug 80
12.39	1.8	Natalya	Grigoryeva	UKR	62	2	Kyiv	11 Jul 91
12.40	0.6	Janeek	Brown	JAM	98	1	Austin	8 Jun 19
12.40	0.0	Britany	Anderson	JAM	01	1s2	Tokyo	1 Aug 21
12.41	0.5	Alina (20)	Talay	BLR	89	1	St. P�lten	31 May 18
12.42	1.8	Bettine	Jahn	GDR	58	1	Berlin	8 Jun 83
12.42	2.0	Anjanette	Kirkland	USA	74	1	Edmonton	11 Aug 01
12.42	0.4	Tobi	Amusan	NGR	97	1	Z�rich	9 Sep 21
12.43	-0.9	Lucyna	Kalek �	POL	56	1	Hannover	19 Aug 84
12.43	-0.3	Michelle	Perry	USA	79	1s1	Carson	26 Jun 05
12.43	0.2	Lolo	Jones	USA	82	1s1	Beijing	18 Aug 08
12.43	1.2	Queen	Harrison	USA	88	2	Des Moines	22 Jun 13
12.44	-0.5	Gloria	Uibel �	GDR	64	2	Roma	4 Sep 87
12.44	-0.8	Olga	Shishigina	KAZ	68	1	Luzern	27 Jun 95
12.44	0.4	Glory (30)	Alozie	ESP	77	1	Monaco	8 Aug 98
12.44	0.6	Damu	Cherry	USA	77	2rA	Lausanne	11 Jul 06
12.44	0.8	Tonea	Marshall	USA	98	1q1	Jacksonville	29 May 21
12.44	1.5	Demisha	Roswell	JAM	98	1	Lubbock	15 May 22
12.45	1.3	Cornelia	Oschkenat �	GDR	61	1	Neubrandenburg	11 Jun 87
12.45	1.4	Brigitte	Foster-Hylton �	JAM	74	1	Eugene	24 May 03
12.45	1.5	Olena	Krasovska	UKR	76	2	Athina	24 Aug 04
12.45	1.4	Ginnie	Crawford �	USA	83	1	New York	2 Jun 07
12.45	1.5	Ackera	Nugent	JAM	02	2	Lubbock	15 May 22
12.46	0.7	Perdita	Felicien	CAN	80	1	Eugene	19 Jun 04

MARK		NAME		COUNTRY	BORN	PLACE	VENUE	DATE
12.47	1.1	Marina (40)	Azyabina	RUS	63	1s2	Moskva	19 Jun 93
12.47	1.1	Danielle	Carruthers	USA	79	2	Daegu	3 Sep 11
<i>Wind-assisted performers to 12.47</i>								
12.28	2.7	Cornelia	Oschkenat ◊	GDR	61	1	Berlin	25 Aug 87
12.29	2.7	Gail	Devers	USA	66	1	Eugene	26 May 02
12.29	3.8	Lolo	Jones	USA	82	1	Eugene	6 Jul 08
12.33	2.5	Alia	Armstrong	USA	00	1	Austin	26 Mar 22
12.35	2.4	Bettine	Jahn	GDR	58	1	Helsinki	13 Aug 83
12.35	3.7	Kellie	Wells	USA	82	1h4	Gainesville	16 Apr 11
12.36	2.2	Dawn	Harper Nelson ◊	USA	84	1	Eugene	28 Jun 09
12.36	2.1	Tonea	Marshall	USA	98	1	Waco	23 Apr 22
12.37	2.7	Gloria	Uibel ◊	GDR	64	2	Berlin	25 Aug 87
12.37	3.4	Danielle	Carruthers	USA	79	1s1	Eugene	26 Jun 11
12.40	2.1	Michelle	Freeman	JAM	69	1	Fukuoka	13 Sep 97
12.41	2.2	Olga	Shishigina	KAZ	68	1rA	Lausanne	5 Jul 95
12.42	2.4	Kerstin	Knabe	GDR	59	2	Helsinki	13 Aug 83
12.43	2.7	Yvette	Lewis	USA	85	1	Walnut	20 Apr 13
12.44	2.6	Melissa	Morrison	USA	71	1	Carson	22 May 04
12.45	2.1	Perdita	Felicien	CAN	80	1	Victoria	10 Jul 04
12.45	3.8	Christina	Clemons ◊	USA	90	2	Austin	26 Mar 22
12.47	3.0	Tiffany	Porter ◊	GBR	87	1	Gainesville	21 Apr 12

Officially 12.36, but subsequent investigations showed this unlikely to have been automatically timed

12.4	0.7	Svetla	Dimitrova	BUL	70	1	Stara Zagora	9 Jul 97
------	-----	--------	-----------	-----	----	---	--------------	----------

400 Metres Hurdles

51.46		Sydney	McLaughlin	USA	99	1	Tokyo	4 Aug 21
51.58		Dalilah	Muhammad	USA	90	2	Tokyo	4 Aug 21
51.90			McLaughlin			1	Eugene	27 Jun 21
52.03		Femke	Bol	NED	00	3	Tokyo	4 Aug 21
52.16			Muhammad			1	Doha	4 Oct 19
52.20			Muhammad		90	1	Des Moines	28 Jul 19
52.23			McLaughlin			2	Doha	4 Oct 19
52.34		Yuliya	Pechonkina ◊	RUS	78	1	Tula	8 Aug 03
52.37			Bol			1	Stockholm	4 Jul 21
52.39		Shamier (10/5)	Little	USA	95	2	Stockholm	4 Jul 21
52.42		Melaine	Walker	JAM	83	1	Berlin	20 Aug 09
52.47		Lashinda	Demus	USA	83	1	Daegu	1 Sep 11
52.61		Kim	Batten	USA	69	1	Göteborg	11 Aug 95
52.62		Tonja	Buford-Bailey ◊	USA	70	2	Göteborg	11 Aug 95
52.70		Natalya (10)	Antyukh	RUS	81	1	London (QE2 Park Stratford)	8 Aug 12
52.74		Sally	Gunnell	GBR	66	1	Stuttgart	19 Aug 93
52.77		Faní	Halkiá	GRE	79	1s2	Athína	22 Aug 04
52.79		Sandra	Farmer-Patrick	USA	62	2	Stuttgart	19 Aug 93
52.79		Kaliese	Spencer	JAM	87	1	London (Crystal Palace)	5 Aug 11
52.82		Deon	Hemmings	JAM	68	1	Atlanta	31 Jul 96
52.83		Zuzana	Hejnová	CZE	86	1	Moskva	15 Aug 13
52.89		Daimí	Pernía	CUB	76	1	Sevilla	25 Aug 99
52.90		Nezha	Bidouane	MAR	69	2	Sevilla	25 Aug 99
52.94		Marina	Stepanova ◊	RUS	50	1s	Tashkent	17 Sep 86
52.95		Sheena (20)	Johnson ◊	USA	82	1	Sacramento	11 Jul 04
52.95		Kori	Carter	USA	92	3	Sacramento	25 Jun 17
52.96		Anna	Ryzhykova	UKR	89	3	Stockholm	4 Jul 21
53.02		Irina	Privalova ◊	RUS	68	1	Sydney	27 Sep 00
53.08		Janieve	Russell	JAM	93	4	Tokyo	4 Aug 21
53.11		Tatyana	Ledovskaya	BLR	66	1	Tokyo	29 Aug 91
53.11		Ashley	Spencer	USA	93	4	Sacramento	25 Jun 17
53.14		Georganne	Moline	USA	90	5	Sacramento	25 Jun 17
53.17		Debbie	Flintoff-King ◊	AUS	60	1	Seoul	28 Sep 88
53.20		Josanne	Lucas	TTO	84	3	Berlin	20 Aug 09
53.21		Marie-José (30)	Pérec	FRA	68	2	Zürich	16 Aug 95

MARK	NAME	COUNTRY	BORN	PLACE	VENUE	DATE	
53.22	Jana	Pittman ◇	AUS	82	1	Paris (Saint-Denis)	28 Aug 03
53.24	Sabine	Busch	GDR	62	1	Potsdam	21 Aug 87
53.25	Ionela	Tirlea ◇	ROU	76	2	Roma	7 Jul 99
53.28	Tiffany	Ross-Williams ◇	USA	83	1	Indianapolis	24 Jun 07
53.33	Sandra	Glover	USA	68	1	Sacramento	17 Jul 00
53.36	Andrea	Blackett	BAR	76	4	Sevilla	25 Aug 99
53.36	Brenda	Taylor	USA	79	2	Sacramento	11 Jul 04
53.37	Tetyana	Tereshchuk ◇	UKR	69	3s2	Athína	22 Aug 04
53.47	Janeene	Vickers	USA	68	3	Tokyo	29 Aug 91
53.48	Margarita (40)	Ponomaryova ◇	RUS	63	3	Stuttgart	19 Aug 93
High Jump (<i>outdoor & indoor performances mixed</i>)							
2.09	Stefka	Kostadinova	BUL	65	1	Roma	30 Aug 87
2.08		Kostadinova			1	Sofia	31 May 86
2.08i	Kajsa	Bergqvist	SWE	76	1	Arnstadt	4 Feb 06
2.08	Blanka	Vlašić	CRO	83	1	Zagreb	31 Aug 09
2.07	Lyudmila	Andonova	BUL	60	1	Berlin	20 Jul 84
2.07		Kostadinova			1	Sofia	25 May 86
2.07		Kostadinova			1	Cagliari	16 Sep 87
2.07		Kostadinova			1	Sofia	3 Sep 88
2.07i	Heike	Henkel ◇	GER	64	1	Karlsruhe	8 Feb 92
2.07		Vlašić			1	Stockholm	7 Aug 07
2.07	Anna (11/6)	Chicherova	RUS	82	1	Cheboksary	22 Jul 11
2.06	Hestrie	Cloete ◇	RSA	78	1	Paris (Saint-Denis)	31 Aug 03
2.06	Yelena	Slesarenko	RUS	82	1	Athína	28 Aug 04
2.06	Ariane	Friedrich	GER	84	1	Berlin	14 Jun 09
2.06	Mariya (10)	Lasitskené ◇	RUS/ANA	93	1	Lausanne	6 Jul 17
2.06i	Yaroslava	Mahuchikh	UKR	01	1	Banská Bystrica	2 Feb 21
2.05	Tamara	Bykova	RUS	58	1	Kyiv	22 Jun 84
2.05	Inga	Babakova	UKR	67	1	Tokyo	15 Sep 95
2.05i	Tia	Hellebaut	BEL	78	1	Birmingham	3 Mar 07
2.05	Chaunté	Lowe ◇	USA	84	1	Des Moines	26 Jun 10
2.04	Silvia	Costa	CUB	64	1	Barcelona	9 Sep 89
2.04i	Alina	Astafei	GER	69	1	Berlin	3 Mar 95
2.04	Venelina	Veneva ◇	BUL	74	1	Kalamáta	2 Jun 01
2.04i	Antonietta	Di Martino	ITA	78	1	Banská Bystrica	9 Feb 11
2.04	Irina (20)	Gordeyeva	RUS	86	1	Eberstadt	19 Aug 12
2.04	Brigetta	Barrett	USA	90	1	Des Moines	22 Jun 13
2.03	Ulrike	Meyfarth	FRG	56	1	London (Crystal Palace)	21 Aug 83
2.03	Louise	Ritter	USA	58	1	Austin	8 Jul 88
2.03	Tatyana	Motkova ◇	RUS	68	2	Bratislava	30 May 95
2.03	Niki	Bakoyiánni	GRE	68	2	Atlanta	3 Aug 96
2.03i	Monica	Dinescu ◇	ROU	73	1	București	23 Jan 99
2.03i	Marina	Kuptsova	RUS	81	1	Wien	2 Mar 02
2.03	Svetlana	Shkolina	RUS	86	3	London (QE2 Park Stratford)	11 Aug 12
2.02i	Susanne	Beyer ◇	GDR	61	2	Indianapolis	8 Mar 87
2.02	Yelena (30)	Yelesina	RUS	70	1	Seattle	23 Jul 90
2.02	Viktoria	Styopina	UKR	76	3	Athína	28 Aug 04
2.02	Ruth	Beitia	ESP	79	1	San Sebastián	4 Aug 07
2.02	Kamila	Lićwinko ◇	POL	86	1	Toruń	21 Feb 15
2.02	Elena	Vallortigara	ITA	91	2	London (QE2 Park Stratford)	22 Jul 18
2.02	Nafissatou	Thiam	BEL	94	1H	Talence	22 Jun 19
2.02	Yuliya	Levchenko	UKR	97	1	Minsk	10 Sep 19
2.02	Vashti	Cunningham	USA	98	1	Chula Vista	29 May 21
2.02	Nicola	Olyslagers ◇	AUS	96	2	Tokyo	7 Aug 21
2.01	Sara	Simeoni	ITA	53	1	Brescia	4 Aug 78
2.01	Olga (40)	Turchak	UKR	67	2	Moskva	7 Jul 86
2.01A	Desiré	du Plessis	RSA	65	1	Johannesburg	16 Sep 86
2.01i	Gabriele	Günz	GDR	61	2	Stuttgart	31 Jan 88
2.01	Heike	Balck	GDR	70	1	Karl-Marx-Stadt	18 Jun 89
2.01i	Ioamnet	Quintero	CUB	72	1	Berlin	5 Mar 93

MARK	NAME	COUNTRY	BORN	PLACE	VENUE	DATE	
2.01	Hanne	Haugland	NOR	67	1	Zürich	13 Aug 97
2.01i	Tisha	Waller	USA	70	1	Atlanta	28 Feb 98
2.01	Yelena	Gulyayeva ◊	RUS	67	2	Kalamáta	23 May 98
2.01	Vita	Palamar	UKR	77	2=	Zürich	15 Aug 03
2.01	Amy	Acuff	USA	75	4	Zürich	15 Aug 03
2.01	Iryna (50)	Myhalchenko	UKR	72	1	Eberstadt	18 Jul 04
2.01	Emma	Green	SWE	84	2	Barcelona	1 Aug 10
2.01i	Airinè	Palšytė	LTU	92	1	Beograd	4 Mar 17
<i>Best outdoor marks (to 2.01) for athletes with indoor bests</i>							
2.06		Bergqvist			1	Eberstadt	26 Jul 03
2.05		Henkel			1	Tokyo	31 Aug 91
2.05		Hellebaut			1	Beijing	23 Aug 08
2.04		Mahuchikh			2	Doha	30 Sep 19
2.03		Di Martino			1	Milano	24 Jun 07
2.02		Dinescu ◊			1	Budapest	6 Jun 98
2.02		Kuptsova			1	Hengelo	1 Jun 03
2.01		Astafei			2	Wörrstadt	27 May 95
Pole Vault <i>(outdoor & indoor performances mixed)</i>							
5.06	Yelena	Isinbayeva	RUS	82	1	Zürich	28 Aug 09
5.05		Isinbayeva			1	Beijing	18 Aug 08
5.04		Isinbayeva			1	Monaco	29 Jul 08
5.03		Isinbayeva			1	Roma	11 Jul 08
5.03i	Jenn	Suhr ◊	USA	82	1	Brockport	30 Jan 16
5.02Ai		Suhr			1	Albuquerque	2 Mar 13
5.01		Isinbayeva			1	Helsinki	12 Aug 05
5.01i		Isinbayeva			1	Stockholm	23 Feb 12
5.01i		Suhr			1	Fredonia	1 Oct 16
5.01	Anzhelika	Sidorova	ANA/RUS	91	1	Zürich	9 Sep 21
5.00		Isinbayeva			1	London (Crystal Palace)	22 Jul 05
5.00i		Isinbayeva			1	Donetsk	15 Feb 09
5.00	Sandi (13/4)	Morris	USA	92	1	Bruxelles	9 Sep 16
4.95	Katie	Nageotte	USA	91	1	Eugene	26 Jun 21
4.94	Eliza	McCartney	NZL	96	1	Jockgrim	17 Jul 18
4.91	Yarisley	Silva	CUB	87	1	Beckum	2 Aug 15
4.91	Katerina	Stefanídi	GRE	90	1	London (QE2 Park Stratford)	6 Aug 17
4.90i	Demi	Payne	USA	91	2	New York (Armory)	20 Feb 16
4.90	Holly (10)	Bradshaw ◊	GBR	91	1	Manchester	26 Jun 21
4.88	Svetlana	Feofanova	RUS	80	1	Iráklio	4 Jul 04
4.85	Fabiana	Murer	BRA	81	1	San Fernando	4 Jun 10
4.85i	Anna	Rogowska	POL	81	1	Paris (Bercy)	6 Mar 11
4.83	Stacy	Dragila	USA	71	1	Ostrava	8 Jun 04
4.83	Nikoléta	Kiriakopoulou	GRE	86	1	Paris (Saint-Denis)	4 Jul 15
4.83	Michaela	Meijer	SWE	83	1	Norrköping	1 Aug 20
4.82	Monika	Pyrek	POL	80	2	Stuttgart	22 Sep 07
4.82	Silke	Spiegelburg	GER	86	1	Monaco	20 Jul 12
4.82	Alysha	Newman	CAN	94	1	Paris	24 Aug 19
4.82	Nina (20)	Kennedy	AUS	97	1	Sydney	13 Mar 21
4.81	Alana	Boyd	AUS	84	1	Sippy Downs	2 Jul 16
4.81i	Angelica	Bengtsson	SWE	93	1=	Clermont-Ferrand	24 Feb 19
4.81i	Polina	Knoroz	RUS	99	2	Clermont-Ferrand	18 Feb 22
4.80	Martina	Strutz	GER	81	2	Daegu	30 Aug 11
4.80i	Nicole	Büchler	SUI	83	4	Portland	17 Mar 16
4.80	Iryna	Zhuk	BLR	93	2	Liévin	17 Feb 22
4.80i	Tina	Šutej	SLO	88	1	Rouen	5 Mar 22
4.78	Tatyana	Polnova	RUS	79	2	Monaco	19 Sep 04
4.78i	Robeilys	Peinado	VEN	97	2	Liévin	19 Feb 20
4.78i	Olivia (30)	Gruver	USA	97	2	Fayetteville	7 Feb 21
4.77	Annika	Becker	GER	81	1	Wattenscheid	7 Jul 02
4.76	Jirina	Ptáčnicková ◊	CZE	86	1	Plzen	4 Sep 13
4.75	Katerina	Bađurová	CZE	82	2	Osaka	28 Aug 07
4.75i	Yuliya	Golubchikova	RUS	83	1	Athína (P)	13 Feb 08

MARK	WIND	NAME	COUNTRY	BORN	PLACE	VENUE	DATE
4.75Ai		Kylie Hutson	USA	87	2	Albuquerque	2 Mar 13
4.75i		Lisa Ryzih	GER	88	2	Beograd	4 Mar 17
4.75		Ninon Guillon-Romarin	FRA	95	8	Monaco	20 Jul 18
4.75i		Angelica Moser	SUI	97	1	Toruń	6 Mar 21
4.73		Chelsea Johnson	USA	83	1	Los Gatos	26 Jun 08
4.73		Anastasiya Savchenko	RUS	89	1	Yerino	15 Jun 13
		(40)					
<i>Best outdoor marks (to 4.73) for athletes with indoor bests</i>							
4.93		Suhr			1	Austin	14 Apr 18
4.83		Rogowska			2	Bruxelles	26 Aug 05
4.80		Bengtsson			6	Doha	29 Sep 19
4.78		Büchler			2	Doha	6 May 16
4.76		Šutej			1	Ljubljana	11 Sep 21
4.75		Golubchikova			4	Beijing	18 Aug 08
4.75		Knoroz			1	Moskva	29 May 21
4.74		Zhuk			6	Doha	28 May 21
4.73		Ryzih			3	Rottach-Egern	15 Jul 17
4.73		Gruver			1	Stanford	29 Mar 19
<i>Exhibition</i>							
4.72		Anastasiya Shvedova	RUS	79	1	Aosta	5 Jul 08
Long Jump <i>(outdoor & indoor performances mixed)</i>							
7.52	1.4	Galina Chistyakova	RUS	62	1	Leningrad	11 Jun 88
7.49	1.3	Jackie Joyner-Kersey	USA	62	1	New York	22 May 94
7.49A	1.7	Jackie Joyner-Kersey			1	Sestriere	31 Jul 94
7.48	1.2	Heike Drechsler	GER	64	1	Neubrandenburg	9 Jul 88
7.48	0.4	Drechsler			1	Lausanne	8 Jul 92
7.45	0.9	Drechsler			1	Tallinn	21 Jun 86
7.45	1.1	Drechsler			1	Dresden	3 Jul 86
7.45	0.6	Joyner-Kersey			1	Indianapolis	13 Aug 87
7.45	1.6	Chistyakova			1	Budapest	12 Aug 88
7.44	2.0	Drechsler			1	Berlin	22 Sep 85
		(10/3)					
7.43	1.4	Anișoara Cușmir	ROU	62	1	București	4 Jun 83
7.42	2.0	Tatyana Kotova	RUS	76	1	Annecy	23 Jun 02
7.39	0.5	Yelena Byelevskaya	BLR	63	1	Bryansk	18 Jul 87
7.37	-	Inessa Kravets	UKR	66	1	Kyiv	13 Jun 92
7.33	0.4	Tatyana Lebedeva	RUS	76	1	Tula	31 Jul 04
7.31	1.5	Yelena Kokonova	UKR	63	1	Alma-Ata	12 Sep 85
7.31	1.9	Marion Jones	USA	75	1	Eugene	31 May 98
		(10)					
7.31	1.7	Brittney Reese	USA	86	1	Eugene	2 Jul 16
7.30	-0.8	Malaika Mihambo	GER	94	1	Doha	6 Oct 19
7.27	-0.4	Irina Simagina	RUS	82	2	Tula	31 Jul 04
7.26A	1.8	Maurren Maggi	BRA	76	1	Bogotá	26 Jun 99
7.24	1.0	Larisa Berezhnaya	UKR	61	1	Granada	25 May 91
7.24i	-	Ivana Španović	SRB	90	1	Beograd	5 Mar 17
7.21	1.6	Helga Radtke	GDR	62	2	Dresden	26 Jul 84
7.21	1.9	Lyudmila Kolchanova	RUS	79	1	Sochi	27 May 07
7.20	-0.5	Valy Ionescu	ROU	60	1	București	1 Aug 82
7.20	2.0	Irena Oženko	LTU	62	1	Budapest	12 Sep 86
		(20)					
7.20	0.8	Yelena Sinchukova	RUS	61	1	Budapest	20 Jun 91
7.20	0.7	Irina Mushayilova	RUS	67	1	Sankt-Peterburg	14 Jul 94
7.17	1.8	Irina Valyukevich	BLR	59	2	Bryansk	18 Jul 87
7.17	0.6	Tianna Bartoletta	USA	85	1	Río de Janeiro	17 Aug 16
7.17	1.0	Ese Brume	NGR	96	1	Chula Vista	29 May 21
7.16	-	Iolanda Chen	RUS	61	1	Moskva	30 Jul 88
7.16A	-0.1	Elva Goulbourne	JAM	80	1	Ciudad de México	22 May 04
7.16	1.6	Sosthene Moguenara	GER	89	1	Weinheim	28 May 16
7.14	1.8	Niole Medvedyeva	LTU	60	1	Riga	4 Jun 88
7.14	1.2	Mirela Dulgheru	ROU	66	1	Sofia	5 Jul 92
		(30)					
7.14	1.0	Tara Davis	USA	99	1	Austin	26 Mar 21
7.13	2.0	Olga Kucherenko	RUS	85	1	Sochi	27 May 10
7.12	1.6	Sabine Paetz	GDR	57	2	Dresden	19 May 84

MARK	WIND	NAME	COUNTRY	BORN	PLACE	VENUE	DATE
7.12	0.9	Chioma	NGR	70	1	Atlanta	2 Aug 96
7.12	1.3	Naide	POR	79	1	Monaco	29 Jul 08
7.11	0.8	Fiona	ITA	69	2	Budapest	22 Aug 98
7.11	1.3	Anna	RUS	86	1	Moskva	20 Jun 12
7.10	1.6	Chelsea	USA	88	2	Eugene	1 Jul 12
7.09	0.0	Vilhelmina	LTU	53	Q	Praha	29 Aug 78
7.09	1.5	Ljudmila (30)	AUT	60	1	Sevilla	5 Jun 94
<i>Wind-assisted marks. Performances to 7.45 and performers to 7.09</i>							
7.63A	2.1	Heike	GER	64	1	Sestriere	21 Jul 92
7.45	2.6	Joyner-Kersey			1	Indianapolis	23 Jul 88
7.27	2.7	Yulimar	VEN	95	1	La Nucia	13 Jun 21
7.23A	4.3	Fiona	ITA	69	1	Sestriere	29 Jul 95
7.22	4.3	Anastasiya	BLR	89	1	Grodno	6 Jul 12
7.19A	3.7	Susen	GER	69	1	Sestriere	28 Jul 93
7.17	3.6	Eva	SVK	62	1	Nitra	26 Aug 84
7.15	2.8	Janay	USA	85	Q	Eugene	29 Jun 12
7.14A	4.5	Marieke	USA	71	2	Sestriere	29 Jul 95
7.14	2.2	Blessing	NGR	88	2	Doha	10 May 13
7.12A	5.8	Niki	GRE	73	3	Sestriere	29 Jul 95
7.12A	4.3	Nicole	AUS	67	4	Sestriere	29 Jul 95
7.10	4.7	Chantel	IVB	91	1	Chula Vista	24 Apr 21
7.09	2.9	Renata	DEN	66	2	Sevilla	5 Jun 94
<i>Best outdoor mark for athletes with indoor best</i>							
7.10	0.3	Španović			1	Beograd	11 Sep 16
Triple Jump (<i>outdoor & indoor performances mixed</i>)							
15.74i	-	Yulimar	VEN	95	1	Beograd	20 Mar 22
15.67	0.7	Rojas			1	Tokyo	1 Aug 21
15.52	0.6	Rojas			-	Lausanne	26 Aug 21
15.50	0.9	Inessa	UKR	66	1	Göteborg	10 Aug 95
15.48	0.3	Rojas			1	Zürich	9 Sep 21
15.43i	-	Rojas			1	Madrid	21 Feb 20
15.43	0.7	Rojas			1	Andújar	22 May 21
15.41	1.5	Rojas			1	Andújar	6 Sep 19
15.41i	-	Rojas			1	Madrid	2 Mar 22
15.39	0.5	Françoise (10/3)	CMR	76	1	Beijing	17 Aug 08
15.36i		Tatyana	RUS	76	1	Budapest	6 Mar 04
15.32	0.9	Hrisopiya	GRE	76	Q	Athína	21 Aug 04
15.31	0.0	Caterine	COL	84	1	Monaco	18 Jul 14
15.29	0.3	Yamilé	CUB/SUD/GBR	72	1	Roma	11 Jul 03
15.28	0.9	Yargelis	CUB	84	1	Osaka	31 Aug 07
15.25	1.7	Olga	KAZ	84	1	Split	4 Sep 10
15.20	0.0	Šárka (10)	CZE	71	1	Athína	4 Aug 97
15.20	-0.3	Tereza	BUL	77	1	Sydney	24 Sep 00
15.18	0.3	Iva	BUL	72	2	Göteborg	10 Aug 95
15.16	0.1	Rodica	ROU	71	2	Athína	4 Aug 97
15.16i	-	Ashia	GBR	71	1	Valencia	28 Feb 98
15.16	0.7	Trecia-Kaye	JAM	75	2	Linz	2 Aug 04
15.14	1.9	Nadezhda	RUS	78	1	Cheboksary	26 Jul 09
15.09	0.5	Anna	RUS	67	1	Stuttgart	21 Aug 93
15.09	-0.5	Inna	RUS	69	1	Valencia	31 May 97
15.08i	-	Marija	SLO	79	1	Athína (P)	13 Feb 08
15.07	-0.6	Paraskeví (20)	GRE	72	Q	Sevilla	22 Aug 99
15.04	1.7	Yekaterina	RUS	88	2	Eugene	30 May 15
15.03i	-	Iolanda	RUS	61	1	Barcelona	11 Mar 95
15.03	1.9	Magdelin	ITA	76	1	Roma	26 Jun 04
15.02	0.9	Anna	RUS	81	3	Göteborg	8 Sep 06
15.01	1.0	Patrícia	POR	88	2	Tokyo	1 Aug 21
15.00	1.2	Kène	SEN	78	2	Iraklio	4 Jul 04
14.99	0.2	Olga	UKR	83	1	Helsinki	29 Jun 12
14.98	1.8	Sofia	BUL	67	1	Stara Zagora	16 Jul 94
14.98	0.2	Baya	ALG	79	1	Almeria	1 Jul 05
14.98	1.2	Shanieka (30)	JAM	92	3	Doha	28 May 21

MARK		NAME	COUNTRY	BORN	PLACE	VENUE	DATE	
14.96	0.7	Olena	Hovorova	UKR	73	4	Sydney	24 Sep 00
14.94i	-	Cristina	Nicolau	ROU	77	1	București	5 Feb 00
14.94i	-	Oksana	Udmurtova	RUS	82	1	Tartu	20 Feb 08
14.93	0.8	Liadagmis	Povea	CUB	96	1	La Habana	22 May 21
14.91	1.1	Keturah	Orji	USA	96	1	Chula Vista	25 Apr 21
14.90	1.0		Xie Limei	CHN	86	1	Urumqi	20 Sep 07
14.87	0.5	Ana	Peleteiro	ESP	95	3	Tokyo	1 Aug 21
14.85	1.2	Viktoriya	Gurova	RUS	82	3	Kazan	19 Jul 08
14.84	0.0	Tori	Franklin	USA	92	1	Baie-Mahault	12 May 18
14.83i	-	Yelena	Lebedenko	RUS	71	1	Samara	1 Feb 01
		(40)						
14.83	0.5	Yelena	Oleynikova	RUS	76	1	Praha	17 Jun 02
<i>Wind-assisted performances to 14.83</i>								
15.24A	4.2	Magdelin	Martinez	ITA	76	1	Sestriere	1 Aug 04
15.17	2.4	Anna	Pyatykh	RUS	81	2	Athína	3 Jul 06
15.10	2.7	Keila	Costa	BRA	83	1	Uberlândia	6 May 07
15.06	2.6	Olga	Saladukha	UKR	83	1	Stockholm	29 Jul 11
15.05	3.1	Liadagmis	Povea	CUB	96	1	La Habana	8 Mar 19
15.02	2.7	Shanieka	Ricketts	JAM	92	2	Lausanne	26 Aug 21
14.99	6.8	Olena	Hovorova	UKR	73	1	Palma de Mallorca	11 Jul 99
14.85	2.5	Gabriela	Petrova	BUL	92	1	Stara Zagora	20 Jun 15
14.84	4.1	Galina	Chistyakova	RUS	62	1	Innsbruck	28 Jun 95
14.83	2.2	Heli	Koivula-Kruger	FIN	75	2	München	10 Aug 02
<i>Best outdoor marks (to 14.83) for athletes with indoor bests</i>								
15.34	-0.5		Lebedeva			1	Iráklio	4 Jul 04
15.15	1.7		Hansen			1	Fukuoka	13 Sep 97
15.03	1.1		Šestak			6	Beijing	17 Aug 08
14.97	0.9		Chen			1	Moskva	18 Jun 93
14.85	1.4		Udmurtova			1	Padova	31 Aug 08
Shot Put (<i>outdoor & indoor performances mixed</i>)								
22.63		Natalya	Lisovskaya	RUS	62	1	Moskva	7 Jun 87
22.55			Lisovskaya			1	Tallinn	5 Jul 88
22.53			Lisovskaya			1	Sochi	27 May 84
22.53			Lisovskaya			1	Kyiv	14 Aug 88
22.50i		Helena	Fibingerová	CZE	49	1	Jablonec	19 Feb 77
22.45		Ilona	Slupianek	GDR	56	1	Potsdam	11 May 80
22.41			Slupianek			1	Moskva	24 Jul 80
22.40			Slupianek			1	Berlin	3 Jun 83
22.38			Slupianek			1	Karl-Marx-Stadt	25 May 80
22.36			Slupianek			1	Celje	2 May 80
		(10/3)						
22.19		Claudia	Losch	FRG	60	1	Hainfeld	23 Aug 87
21.89		Ivanka	Khristova	BUL	41	1	Belmeken	4 Jul 76
21.86		Marianne	Adam	GDR	51	1	Leipzig	23 Jun 79
21.76			Li Meisu	CHN	59	1	Shijiazhuang	23 Apr 88
21.73		Natalya	Akhrimenko	RUS	55	1	Leselidze	21 May 88
21.69		Viktoriya	Pavlysh	UKR	69	1	Budapest	20 Aug 98
21.66			Sui Xinmei	CHN	65	1	Beijing	9 Jun 90
		(10)						
21.61		Verzhinia	Veselinova	BUL	57	1	Sofia	21 Aug 82
21.60i		Valentina	Fedyushina	UKR	65	1	Simferopol	28 Dec 91
21.58		Margitta	Droese	GDR	52	1	Erfurt	28 May 78
21.57		Ines	Müller	GDR	59	1	Athína	16 May 88
21.53		Nunu	Abashidze	UKR	55	2	Kyiv	20 Jun 84
21.52			Huang Zhihong	CHN	65	1	Beijing	27 Jun 90
21.46		Larisa	Peleshenko	RUS	64	1	Moskva	26 Aug 00
21.45		Nadezhda	Chizhova	RUS	45	1	Varna	29 Sep 73
21.43		Eva	Wilms	FRG	52	2	München	17 Jun 77
21.42		Svetlana	Krachevskaya	RUS	44	2	Moskva	24 Jul 80
		(20)						
21.31		Heike	Hartwig	GDR	62	2	Athína	16 May 88
21.27		Liane	Schmuhl	GDR	61	1	Cottbus	26 Jun 82
21.24		Valerie	Adams	NZL	84	1	Daegu	29 Aug 11
21.22		Astrid	Kumbennuss	GER	70	1	Göteborg	5 Aug 95
21.21		Kathrin	Neimke	GDR	66	2	Roma	5 Sep 87

MARK	NAME	COUNTRY	BORN	PLACE	VENUE	DATE	
21.19	Helma	Knorscheidt	GDR	56	1	Berlin	24 May 84
21.15i	Irina	Korzhanenko	RUS	74	1	Moskva	18 Feb 99
21.10	Heidi	Krieger	GDR	65	1	Stuttgart	26 Aug 86
21.09	Nadezhda	Ostapchuk	BLR	80	1	Minsk	21 Jul 05
21.06	Svetlana	Krivelyova	RUS	69	1	Barcelona	7 Aug 92
	(30)						
21.05	Zdenka	Silhavá ♠	CZE	54	2	Praha	23 Jul 83
21.01	Ivanka	Petrova-Stoycheva	BUL	51	1	Sofia	28 Jul 79
21.00	Mihaela	Loghin	ROU	52	1	Formia	30 Jun 84
21.00	Cordula	Schulze	GDR	59	4	Potsdam	21 Jul 84
20.96	Belsy	Laza	CUB	67	1	Ciudad de México	2 May 92
20.95	Elena	Stoyanova	BUL	52	2	Sofia	14 Jun 80
20.91	Svetla	Mitkova	BUL	64	1	Sofia	24 May 87
20.80	Sona	Vasícková	CZE	62	1	Praha	2 Jun 88
20.77	Christina	Schwanitz	GER	85	1	Beijing	20 May 15
20.72	Grit	Haupt ♠	GDR	66	3	Neubrandenburg	11 Jun 87
	(40)						
<i>Best outdoor marks (to 20.72) for athletes with indoor bests</i>							
22.32		Fibingerová			1	Nitra	20 Aug 77
21.09		Ostapchuk			1	Minsk	21 Jul 05
21.08		Fedyushina			1	Leselidze	15 May 88
20.82		Korzhanenko			1	Rostov na Donu	30 May 98
<i>Doping-disqualified</i>							
21.70i	Nadezhda	Ostapchuk	BLR	80	(1)	Mogilyov	12 Feb 10
21.58		Ostapchuk			(1)	Minsk	18 Jul 12
21.06 best out	Irina	Korzhanenko	RUS	74	(1)	Olympia	18 Aug 04
Discus Throw							
76.80	Gabriele	Reinsch	GDR	63	1	Neubrandenburg	9 Jul 88
74.56	Zdenka	Silhavá ♠	CZE	54	1	Nitra	26 Aug 84
74.56	Ilke	Wyludda	GDR	69	1	Neubrandenburg	23 Jul 89
74.44		Reinsch			1	Berlin	13 Sep 88
74.40		Wyludda			2	Berlin	13 Sep 88
74.08	Diana	Gansky ♠	GDR	63	1	Karl-Marx-Stadt	20 Jun 87
73.90		Gansky			1	Praha	27 Jun 87
73.84	Daniela	Costian	ROU	65	1	București	30 Apr 88
73.78		Costian			1	București	24 Apr 88
73.42		Reinsch			1	Karl-Marx-Stadt	12 Jun 88
	(10/5)						
73.36	Irina	Meszynski	GDR	62	1	Praha	17 Aug 84
73.28	Galina	Savinkova ♠	RUS	53	1	Donetsk	8 Sep 84
73.22	Tsvetanka	Khristova	BUL	62	1	Kazanlak	19 Apr 87
73.10	Gisela	Beyer	GDR	60	1	Berlin	20 Jul 84
72.92	Martina	Hellmann ♠	GDR	60	1	Potsdam	20 Aug 87
	(10)						
72.14	Galina	Murašova	LTU	55	2	Praha	17 Aug 84
71.80	Maria	Vergova ♠	BUL	50	1	Sofia	13 Jul 80
71.68		Xiao Yanling	CHN	68	1	Beijing	14 Mar 92
71.58	Ellina	Zvereva ♠	BLR	60	1	Leningrad	12 Jun 88
71.50	Evelin	Jahl ♠	GDR	56	1	Potsdam	10 May 80
71.46	Valarie	Allman	USA	95	1	La Jolla	8 Apr 22
71.41	Sandra	Perković	CRO	90	1	Bellinzona	18 Jul 17
71.30	Larisa	Korotkevich	RUS	67	1	Sochi	29 May 92
71.22	Ria	Stalman	NED	51	1	Walnut	15 Jul 84
70.88	Hilda	Ramos	CUB	64	1	Habana	8 May 92
	(20)						
70.80	Larisa	Mikhalchenko	UKR	63	1	Kharkov	18 Jun 88
70.68	Maritza	Martén	CUB	63	1	Sevilla	18 Jul 92
70.65	Denia	Caballero	CUB	90	1	Bilbao	20 Jun 15
70.50	Faina	Melnik	RUS	45	1	Sochi	24 Apr 76
70.34	Silvia	Madetzky	GDR	62	3	Athína	16 May 88
70.22	Jorinde	van Klinken	NED	00	1	Tucson	22 May 21
70.02	Natalya	Sadova	RUS	72	1	Thessaloniki	23 Jun 99
69.86	Valentina	Kharchenko	RUS	49	1	Feodosiya	16 May 81
69.72	Svetla	Mitkova ♠	BUL	64	2	Sofia	15 Aug 87
69.68	Mette	Bergmann	NOR	62	1	Florø	27 May 95
	(30)						

MARK	NAME	COUNTRY	BORN	PLACE	VENUE	DATE	
69.64	Dani	Stevens ◊	AUS	88	2	London (QE2 Park Stratford)	13 Aug 17
69.51	Franka	Dietzsch	GER	68	1	Wiesbaden	8 May 99
69.50	Florența	Crăciunescu ◊	ROU	55	1	Stara Zagora	2 Aug 85
69.39	Yaimé	Pérez	CUB	91	1	Sotteville-lès-Rouen	16 Jul 19
69.17	Gia	Lewis-Smallwood	USA	79	1	Angers	30 Aug 14
69.14	Irina	Yatchenko	BLR	65	1	Staiki	31 Jul 04
69.08	Carmen	Romero	CUB	50	1	La Habana	17 Apr 76
69.08	Mariana	Lengyel	ROU	53	1	Constanta	19 Apr 86
68.92	Sabine	Engel	GDR	54	1	Karl-Marx-Stadt	25 Jun 77
68.89	Nadine	Müller	GER	85	1	Bar	18 Mar 12
	(40)						
<i>Unofficial meeting</i>							
78.14	Martina	Hellmann ◊	GDR	60	1	Berlin	6 Sep 88
75.36	Ilke	Wyludda	GDR	69	2	Berlin	6 Sep 88
<i>Downhill</i>							
69.44	Suzy	Powell ◊	USA	76	1	La Jolla	27 Apr 02
<i>Doping-disqualified</i>							
70.69	Darya	Pishchalnikova	RUS	85	(1)	Cheboksary	5 Jul 12
Hammer Throw							
82.98	Anita	Włodarczyk	POL	85	1	Warszawa	28 Aug 16
82.87		Włodarczyk			1	Cetniewo	29 Jul 17
82.29		Włodarczyk			1	Río de Janeiro	14 Aug 16
81.08		Włodarczyk			1	Cetniewo	1 Aug 15
80.85		Włodarczyk			1	Beijing	27 Aug 15
80.79		Włodarczyk			1	Białystok	23 Jul 17
80.31	DeAnna	Price	USA		1	Eugene	26 Jun 21
80.26		Włodarczyk			1	Cetniewo	12 Jul 16
79.80		Włodarczyk			1	Warszawa	15 Aug 17
79.73		Włodarczyk			1	Doha	6 May 17
	(10/2)						
79.42	Betty	Heidler	GER	83	1	Halle	21 May 11
79.02	Brooke	Andersen	USA	95	1	Tucson	30 Apr 22
78.51	Tatyana	Lysenko ◊	RUS	83	1	Cheboksary	5 Jul 12
78.00	Janee'	Kassanavoid	USA	95	1	Tucson	21 May 22
77.78	Gwen	Berry	USA	89	1	Chorzów	8 Jun 18
77.68		Wang Zheng	CHN	87	1	Chengdu	29 Mar 14
77.33		Zhang Wenxiu	CHN	86	1	Incheon	28 Sep 14
77.32	Oksana	Menkova	BLR	82	1	Staiki	29 Jun 08
	(10)						
77.26	Gulfiya	Khanafeyeva ◊	RUS	82	1	Tula	12 Jun 06
77.13	Oksana	Kondratyeva	RUS	85	1	Zhukovskiy	30 Jun 13
76.90	Martina	Hrasnová ◊	SVK	83	1	Trnava	16 May 09
76.85	Malwina	Kopron	POL	94	1	Taipei	26 Aug 17
76.83	Kamila	Skolimowska	POL	82	1	Doha	11 May 07
76.72	Mariya	Bespalova	RUS	86	2	Zhukovskiy	23 Jun 12
76.66	Olga	Tsander	BLR	76	1	Staiki	21 Jul 05
76.63	Yekaterina	Khoroshikh	RUS	83	2	Moskva	24 Jun 06
76.62	Yipsi	Moreno	CUB	80	1	Zagreb	9 Sep 08
76.56	Alena	Matoshko	BLR	82	2	Minsk	12 Jun 12
	(20)						
76.46	Camryn	Rogers	CAN	99	Q	Fayetteville	26 May 22
76.35	Joanna	Fiodorow	POL	89	2	Doha	28 Sep 19
76.33	Darya	Pchelnik	BLR	81	2	Staiki	29 Jun 08
76.26	Hanna	Malyshik	BLR	94	1	Brest	27 Apr 18
76.21	Yelena	Konevtsova ◊	RUS	81	3	Sochi	26 May 07
76.17	Anna	Bulgakova	RUS	88	2	Moskva	24 Jul 13
76.07	Mihaela	Melinte	ROU	75	1	Rüdlingen	29 Aug 99
76.05	Kathrin	Klaas	GER	84	5	London (QE2 Park Stratford)	10 Aug 12
75.73	Amanda	Bingson	USA	90	1	Des Moines	22 Jun 13
75.73	Sultana	Frizell	CAN	84	1	Tucson	22 May 14
	(30)						
75.68	Olga	Kuzenkova	RUS	70	1	Tula	4 Jun 00
75.43	Janeah	Stewart	USA	96	2	Bloomington	22 Jun 19
75.38	Alexandra	Tavernier	FRA	93	1	Salôn-de-Provence	21 Feb 21

MARK	NAME	COUNTRY	BORN	PLACE	VENUE	DATE	
75.29	Hanna	Skydan	AZE	92	1	Baku	16 May 17
75.09	Yelena	Rigert ◊	RUS	83	1	Moskva	15 Jul 13
75.08	Ivana	Brkljačić	CRO	83	2	Warszawa	17 Jun 07
75.02		Luo Na	CHN	93	1	Halle	26 May 18
75.04	Maggie	Ewen	USA	94	4	Des Moines	27 Jul 19
74.86	Sara (40)	Fantini	ITA	97	1	Trnava	8 Jun 22
<i>Downhill</i>							
75.20	Manuéla	Montebrun	FRA	79	1	Vineuil	18 May 03
<i>Doping-disqualified</i>							
78.80	Tatyana	Lysenko ◊	RUS	83	(1)	Moskva	16 Aug 13
78.69	Oksana	Menkova	BLR	82	(1)	Minsk	18 Jul 12
77.36	Gulfiya	Khanafeyeva ◊	RUS	82	(2)	Sochi	26 May 07
Javelin Throw							
72.28	Barbora	Špotáková	CZE	81	1	Stuttgart	13 Sep 08
71.70	Osleidys	Menéndez	CUB	79	1	Helsinki	14 Aug 05
71.58		Špotáková			2	Daegu	2 Sep 11
71.54		Menéndez			1	Réthimno	1 Jul 01
71.53		Menéndez			1	Athína	27 Aug 04
71.42		Špotáková			1	Beijing	21 Aug 08
71.40	Maria	Andrejczyk	POL	96	1	Split	9 May 21
70.53	Mariya	Abakumova	RUS	86	1	Berlin	1 Sep 13
70.20	Christina	Obergföll	GER	81	1	München	23 Jun 07
70.03		Obergföll			2	Helsinki	14 Aug 05
	(10/5)						
69.48	Trine	Hattestad ◊	NOR	66	1	Oslo	28 Jul 00
69.35	Sunette	Viljoen	RSA	83	1	New York	9 Jun 12
69.19	Christin	Hussong	GER	94	1	Chorzów	30 May 21
68.92	Kathryn	Mitchell	AUS	82	1	Gold Coast	11 Apr 18
68.43	Sara (10)	Kolak	CRO	95	1	Lausanne	6 Jul 17
68.34	Steffi	Nerius	GER	72	2	Berlin (Elstal)	31 Aug 08
67.83		Lu Huihui	CHN	89	1	Shenyang	11 Jul 19
67.70	Kelsey	Barber ◊	AUS	91	1	Luzern	9 Jul 19
67.69	Katharina	Molitor	GER	83	1	Beijing	30 Aug 15
67.67	Sonia	Bisset	CUB	71	1	Salamanca	6 Jul 05
67.51	Miréla	Tzelili ◊	GRE	76	2	Sydney	30 Sep 00
67.47	Nikola	Kholodovich	BLR	91	1	Oslo	7 Jun 18
67.40	Nikola	Ogrodníková	CZE	90	1	Offenburg	26 May 19
67.40	Maggie	Malone	USA	93	1	East Stroudsburg	17 Jul 21
67.32	Linda (20)	Stahl	GER	85	1	New York	14 Jun 14
67.30	Vera	Rebrik	RUS	89	1	Adler	19 Feb 16
67.29	Hanna	Hatsko-Fedusova	UKR	90	1	Kirovohrad	26 Jul 14
67.29		Liu Shiyang	CHN	93	1	Shaoxing	15 Sep 20
67.21	Eda	Tuğsuz	TUR	97	1	Baku	18 May 17
67.20	Tatyana	Shikolenko	RUS	68	1	Monaco	18 Aug 00
67.16	Martina	Ratej	SLO	81	3	Doha	14 May 10
66.91	Tanja	Damaske	GER	71	1	Erfurt	4 Jul 99
66.83	Kimberley (30)	Mickle	AUS	84	1	Melbourne	22 Mar 14
66.80	Louise	Currey ◊	AUS	69	1	Gold Coast (RB)	5 Aug 00
66.67	Kara	Winger ◊	USA	86	1	Des Moines	25 Jun 10
66.53	Marcelina	Witek	POL	95	1	Białogard	5 May 18
66.25		Li Lingwei	CHN	89	2	London (QE2 Park Stratford)	9 Aug 17
66.18	Madara	Palameika	LAT	87	1	Bruxelles	9 Sep 16
66.17	Goldie	Sayers	GBR	82	1	London (Crystal Palace)	14 Jul 12
66.00	Haruka	Kitaguchi	JPN	98	1	Kitakyushu	27 Oct 19
65.91	Nikola	Brejchová ◊	CZE	74	1	Linz	2 Aug 04
65.47		Zhang Li	CHN	89	1	Incheon	1 Oct 14
65.30	Claudia	Coslovich	ITA	72	1	Ljubljana	10 Jun 00
65.29	Xiomara	Rivero	CUB	68	1	Santiago de Cuba	17 Mar 01
65.17	Karen (40)	Forkel	GER	70	2	Erfurt	4 Jul 99

MARK	NAME		COUNTRY		BORN	PLACE	VENUE	DATE
<i>Doping-disqualified</i>								
71.99	Mariya		Abakumova	RUS	86	(1)	Daegu	2 Sep 11
70.78			Abakumova			(2)	Beijing	21 Aug 08
Heptathlon								
<i>From 2010, World Athletics ruled that the average wind speed of the three affected events shall not exceed plus two metres per second. The ruling is not retrospective, but if it were then the affected marks are shown with the superscript "</i>								
7291	Jackie	Joyner-Kersey	USA	62	1		Seoul	24 Sep 88
	12.69/0.5	1.86	15.80	22.56/1.6	7.27/0.7	45.66	2:08.51	
7215		Joyner-Kersey				1	Indianapolis	16 Jul 88
	12.71/-0.9	1.93	15.65	22.30/0.0	7.00/-1.3	50.08	2:20.70	
7158		Joyner-Kersey				1	Houston	2 Aug 86
	13.18/-0.5	1.88	15.20	22.85/1.2	7.03/2.9	50.12	2:09.69	
7148		Joyner-Kersey				1	Moskva	7 Jul 86
	12.85/0.2	1.88	14.76	23.00/0.3	7.01/-0.5	49.86	2:10.02	
7128		Joyner-Kersey				1	Roma	1 Sep 87
	12.91/0.2	1.90	16.00	22.95/1.2	7.14/0.9	45.68	2:16.29	
7044		Joyner-Kersey				1	Barcelona	2 Aug 92
	12.85/-0.9	1.91	14.13	23.12/0.7	7.10/1.3	44.98	2:11.78	
7032	Carolina	Klüft	SWE	83	1		Osaka	26 Aug 07
	13.15/0.1	1.95	14.81	23.38/0.3	6.85/1.0	47.98	2:12.56	
7013	Nafissatou	Thiam	BEL	94	1		Götzis	28 May 17
	13.34/-0.7	1.98	14.51	24.40/-1.6	6.56/0.8	59.32	2:15.24	
7007	Larisa	Nikitina ◊	RUS	65	1		Bryansk	11 Jun 89
	13.40/1.4	1.89	16.45	23.97/1.1	6.73/4.0	53.94	2:15.31	
7001		Klüft				1	Paris (Saint-Denis)	24 Aug 03
	13.18/-0.4	1.94	14.19	22.98/1.1	6.68/1.0	49.90	2:12.12	
	<i>(10/4)</i>							
6985	Sabine	Braun	GER	65	1		Götzis	31 May 92
	13.11/-0.4	1.93	14.84	23.65/2.0	6.63/2.9	51.62	2:12.67	
6981	Katarina	Johnson-Thompson	GBR	93	1		Doha	4 Oct 19
	13.09/0.6	1.95	13.86	23.08/1.0	6.77/0.2	43.93	2:07.26	
6955	Jessica	Ennis-Hill ◊	GBR	86	1		London (QE2 Park Stratford)	4 Aug 12
	12.54/1.3	1.86	14.28	22.83/-0.3	6.48/-0.6	47.49	2:08.65	
6946	Sabine	Paetz ◊	GDR	57	1		Potsdam	6 May 84
	12.64/0.3	1.80	15.37	23.37/0.7	6.86/-0.2	44.62	2:08.93	
6942	Ghada	Shouaa	SYR	72	1		Götzis	26 May 96
	13.78/0.3	1.87	15.64	23.78/0.6	6.77/0.6	54.74	2:13.61	
6935	Ramona	Neubert	GDR	58	1		Moskva	19 Jun 83
	13.42/1.7	1.82	15.25	23.49/0.5	6.79/0.7	49.94	2:07.51	
	<i>(10)</i>							
6889	Eunice	Barber	FRA	74	1		Arles	5 Jun 05
	12.62w/2.9	1.91	12.61	24.12/1.2	6.78w/3.4	53.07	2:14.66	
6859	Natalya	Shubenkova	RUS	57	1		Kyiv	21 Jun 84
	12.93/1.0	1.83	13.66	23.57/-0.3	6.73/0.4	46.26	2:04.60	
6858	Anke	Behmer ◊	GDR	61	3		Seoul	24 Sep 88
	13.20/0.5	1.83	14.20	23.10/1.6	6.68/0.1	44.54	2:04.20	
6845	Irina	Belova	RUS	68	2		Barcelona	2 Aug 92
	13.25/-0.1	1.88	13.77	23.34/0.2	6.82/0.0	41.90	2:05.08	
6836	Carolin	Schäfer	GER	91	2		Götzis	28 May 17
	13.09/1.0	1.86	14.76	23.36/0.7	6.57/0.9	49.80	2:14.73	
6832	Lyudmyla	Blonska	UKR	77	2		Osaka	26 Aug 07
	13.25/0.1	1.92	14.44	24.09/0.3	6.88/1.0	47.77	2:16.68	
6831	Denise	Lewis	GBR	72	1		Talence	30 Jul 00
	13.13/1.0	1.84	15.07	24.01w/3.6	6.69/-0.4	49.42	2:12.20	
6815	Laura	Ikauniece-Admidaņa ◊	LAT	92	3		Götzis	28 May 17
	13.10/1.0	1.77	13.53	23.49/-2.9	6.64/0.8	56.17	2:11.76	
6808	Brienna	Theisen-Eaton	CAN	88	1		Götzis	13 May 15
	13.05/-0.2	1.89	13.73	23.34/1.4	6.72/0.9	42.96	2:09.37	
6803	Jane	Frederick	USA	52	1		Talence	16 Sep 84
	13.27/1.2	1.87	15.49	24.15/1.6	6.43/0.2	51.74	2:13.55	
	<i>(20)</i>							
6778	Nataliya	Dobrynska	UKR	82	2		Barcelona	31 Jul 10
	13.59/-1.6	1.86	15.88	24.23/-0.2	6.56/0.3	49.25	2:12.06	
6765	Yelena	Prokhorova	RUS	78	1		Tula	23 Jul 00
	13.54/-2.8	1.82	14.30	23.37/-0.2	6.72/1.0	43.40	2:04.27	
6750		Ma Miaolan	CHN	70	1		Beijing	12 Sep 93
	13.28/1.5	1.89	14.98	23.86/	6.64/	45.82	2:15.33	

MARK	NAME	COUNTRY	BORN	PLACE	VENUE	DATE	
10,000 Metres Walk (track)							
41:37.9		Gao Hongmiao	CHN	74	1	Beijing	7 Apr 94
41:42.5	Lyudmyla	Olyanovska	UKR	93	1	Mukachevo	1 Nov 14
41:45.84	Elvira	Khasanova	ANA/RUS	00	1	Cheboksary	3 Aug 19
41:56.23	Nadezhda	Ryashkina	RUS	67	1	Seattle	24 Jul 90
41:57.22	Kerry	Saxby-Junna	AUS	61	2	Seattle	24 Jul 90
41:57.29	Antonella	Palmisano	ITA	91	1	Orvieto	23 Apr 17
42:02.99	Sandra	Arenas	COL	93	1	Trujillo	26 Aug 18
42:11.5	Beate	Anders ◊	GER	68	1	Fana	15 May 92
42:13.7	Madelein	Svensson	SWE	69	2	Fana	15 May 92
42:14.12	Raquel	González	ESP	89	1	Gijón	23 Jul 16
	(10)						
10 Kilometres Walk (road)							
41:04	Yelena	Nikolayeva	RUS	66	1	Sochi	20 Apr 96
41:16		Wang Yan	CHN	71	1	Eisenhüttenstadt	8 May 99
41:16	Kjersti	Plätzer ◊	NOR	72	1	Os	11 May 02
41:17	Irina	Stankina	RUS	77	1	Adler	9 Feb 97
41:24	Olimpiada	Ivanova	RUS	70	2	Adler	9 Feb 97
41:25+		Yang Jiayu	CHN	96	1	Wuzhong	15 Dec 20
41:28	Antonella	Palmisano	ITA	91	1	Modena	18 Oct 20
41:29	Larisa	Ramazanov ◊	RUS	71	1	Izhevsk	4 Jun 95
41:30	Kerry	Junna-Saxby	AUS	61	1	Canberra	27 Aug 88
41:30	Ileana	Salvador	ITA	62	1	Livorno	10 Jul 93
	(10)						
20,000 Metres Walk (track)							
1:26:53.2	Olimpiada	Ivanova	RUS	70	1	Brisbane	6 Sep 01
1:27:49.3	Yelena	Nikolayeva	RUS	66	2	Brisbane	6 Sep 01
1:29:24.61	Glenda	Morejón	ECU	00	1	Guayaquil	29 May 21
1:29:32.4		Song Hongjuan	CHN	84	1	Changsha	24 Oct 03
1:29:36.4	Susana	Feitor	POR	75	1	Lisboa	21 Jul 01
1:30:48.3	Rossella	Giordano	ITA	72	1	Almada	4 Aug 00
1:30:51.97	Érica	de Sena	BRA	85	2	Guayaquil	29 May 21
1:30:52.00	Karla	Jaramillo	ECU	97	1	Lima	25 May 19
1:31:02.25	Sandra	Arenas	COL	93	1	Lima	13 Jun 15
1:31:06.6		Jiang Jing	CHN	85	2	Changsha	24 Oct 03
	(10)						
20 Kilometres Walk (road)							
1:23:39	Yelena	Lashmanova	RUS	92	1	Cheboksary	9 Jun 18
1:23:49		Yang Jiayu	CHN	96	1	Huangshan	20 Mar 21
1:24:27		Liu Hong	CHN	87	2	Huangshan	20 Mar 21
1:24:31		Lashmanova			1	Sochi	18 Feb 19
1:24:38		Liu Hong			1	La Coruña	6 Jun 15
1:24:45		Qieyang Shenjie	CHN	90	3	Huangshan	20 Mar 21
1:24:47	Elmira	Alembekova	RUS	90	1	Sochi	27 Feb 15
1:24:50	Olimpiada	Ivanova	RUS	70	1	Adler	4 Mar 01
1:24:56	Olga	Kaniskina	RUS	85	1	Adler	28 Feb 09
1:24:58		Lashmanova			1	Cheboksary	25 Jun 16
	(10/7)						
1:25:03	Marina	Pandakova	RUS	89	2	Sochi	27 Feb 15
1:25:04	Svetlana	Vasilyeva	RUS	92	3	Sochi	27 Feb 15
1:25:08	Vera	Sokolova	RUS	85	1	Sochi	26 Feb 11
	(10)						
1:25:09	Anisyia	Kirdyapkina ◊	RUS	89	1	Sochi	20 Feb 10
1:25:12		Lu Xiuzhi	CHN	93	1	Beijing	20 Mar 15
1:25:18	Tatyana	Gudkova	RUS	78	1	Moskva	19 May 00
1:25:20	Olga	Polyakova	RUS	80	2	Moskva	19 May 00
1:25:22	Yekaterina	Medvedyeva	RUS	94	2	Sochi	18 Feb 17
1:25:29	Irina	Stankina	RUS	77	3	Moskva	19 May 00
1:25:29	Glenda	Morajón	ECU	00	1	La Coruña	8 Jun 19
1:25:32	Yelena	Shumkina	RUS	88	4	Adler	28 Feb 09
1:25:46	Tatyana	Shemyakina	RUS	87	3	Adler	23 Feb 08
1:25:52	Larisa	Yemelyanova ◊	RUS	80	5	Adler	28 Feb 09
	(20)						

MARK	NAME	COUNTRY	BORN	PLACE	VENUE	DATE	
1:25:52	Tatyana	Sibileva	RUS	80	3	Sochi	20 Feb 10
1:25:59	Tamara	Kovalenko	RUS	64	4	Moskva	19 May 00
1:25:59		Yang Liujing	CHN	98	5	Huangshan	20 Mar 21
1:26:11	Margarita	Turova	BLR	80	1	Nesvizh	15 Apr 06
1:26:14	Irina	Petrova	RUS	85	2	Adler	19 Feb 06
1:26:16	Lyudmila	Arhipova ◊	RUS	78	5	Adler	23 Feb 08
1:26:17	Eleonora	Giorgi	ITA	89	2	Murcia	17 May 15
1:26:17	María Guadalupe	González	MEX	89	1	Roma	7 May 16
1:26:22		Wang Yan	CHN	71	1	Guangzhou	19 Nov 01
1:26:22	Yelena (30)	Nikolayeva	RUS	66	1	Cheboksary	18 May 03
1:26:23		Wang Liping	CHN	76	2	Guangzhou	19 Nov 01
1:26:27	Sofiya	Brodatskaya	RUS	95	3	Sochi	18 Feb 17
1:26:28	Iraida	Pudovkina	RUS	80	1	Adler	12 Mar 05
1:26:29		Wang Na	CHN	95	2	Huangshan	4 Mar 17
1:26:34	Tatyana	Kalmykova	RUS	90	1	Saransk	8 Jun 08
1:26:35		Liu Hongyu	CHN	75	3	Guangzhou	19 Nov 01
1:26:36	Antonella	Palmisano	ITA	91	3	London	13 Aug 17
1:26:36	María	Pérez	ESP	96	1	Berlin	11 Aug 18
1:26:42	Elvira	Khasanova	RUS	00	1	Sochi	31 Jan 22
1:26:45	Reykhan (40)	Kagramanova	RUS	97	2	Sochi	19 Feb 21

35,000 Metres Walk (track)

3:04:47.1+	Katie	Burnett	USA	88	1	San Diego	13 Jul 19
------------	-------	---------	-----	----	---	-----------	-----------

35 Kilometres Walk (road)

2:38:24	Klavdiya	Afanasyeva	RUS	96	1	Sochi	18 Feb 19
2:38:49	Margarita	Nikiforova	RUS	98	1	Cheboksary	21 May 22
2:39:16	María	Pérez	ESP	96	1	Lepe	30 Jan 22
2:39:51	Darya	Golubechkova	RUS	00	1	Voronovo	5 Sep 21
2:40:22+	Yelena	Lashmanova	RUS	92	1	Voronovo	5 Sep 20
2:41:28		Nikiforova		98	1	Sochi	31 Jan 22
2:43:06		Qieyang Shenjie	CHN	90	1	Dudince	23 Apr 22
2:43:14		Nikiforova		98	1	Sochi	19 Feb 21
2:43:19	Kimberley	García	PER	93	2	Dudince	23 Apr 22
2:43:25		Wu Quanming	CHN	01	1	Nanjing	22 Jan 22
	(10/8)						
2:43:43	Eleonora	Giorgi	ITA	89	1	Grosseto	26 Jan 20
2:43:56	Vera (10)	Sokolova	RUS	87	1	Sochi	17 Feb 20
2:45:00	Elmira	Alembekova	RUS	90	2	Sochi	19 Feb 21
2:45:46		Li Maocuo	CHN	92	3	Dudince	23 Apr 22
2:45:48	Serena	Sonoda	JPN	96	1	Wajima	17 Apr 22
2:45:51	Inês	Henriques	POR	80	1	Porto de Mos	7 Jan 18
2:46:29	Anastasiya	Kalashnikova	RUS	97	3	Sochi	19 Feb 21
2:47:38		Ma Zhenxia	CHN	98	1	Huangshan	23 Apr 22
2:47:48	Antigoni	Drisbióti	GRE	84	1	Megara	23 Jan 22
2:48:05	Laura	García-Caro	ESP	95	2	Lepe	30 Jan 22
2:48:13	Olga (20)	Shargina	RUS	96	1	Sochi	19 Feb 18
2:48:26		Na Guo	CHN	99	3	Nanjing	22 Jan 22
2:48:27	Paola	Pérez	ECU	89	1	Lima	6 Feb 22
2:48:33	Glenda	Morejón	ECU	00	1	Muscat	5 Mar 22
2:48:40	Raquel	González	ESP	89	2	Sevilla	14 Feb 21
2:48:46	Magaly	Bonilla	ECU	92	2	Lima	6 Feb 22
2:48:59	Kristina	Lyubushkina	RUS	95	4	Sochi	31 Jan 22
2:49:12	Viviane	Lyra	BRA	93	4	Dudince	23 Apr 22
2:49:23		Liang Rui	CHN	94	1	Huangshan	4 Mar 18
2:49:27	Johana	Ordóñez	ECU	87	3	Lima	6 Feb 22
2:49:29	Robyn	Stevens	USA	83	5	Dudince	23 Apr 22
2:49:37		Bai Xueying	CHN	00	4	Nanjing	22 Jan 22
	(30)						
2:49:37	Katarzyna	Zdziebło	POL	96	1	Opole	14 May 22
2:49:38		Yin Lamei	CHN	02	2	Huangshan	23 Apr 22
2:50:01	Aleksandra	Bushkova	RUS	97	3	Sochi	18 Feb 19

MARK	NAME	COUNTRY	BORN	PLACE	VENUE	DATE	
2:50:05	Nadezhda	Mokeyeva	RUS	96	4	Sochi	18 Feb 19
2:50:10		Ma Faying	CHN	93	5	Nanjing	22 Jan 22
2:50:14		Yin Hang	CHN	97	2	Huangshan	4 Mar 18
2:50:29	Viktória	Madarász	HUN	85	6	Dudince	23 Apr 22
2:50:31		Zhou Kang	CHN	89	3	Huangshan	4 Mar 18
2:51:11	Érica	de Sena	BRA	85	1	Macas	13 Mar 21
2:51:50	Lidia	Barcella	ITA	97	3	Poděbrady	16 May 21
2:51:50	Tereza (40)	Đurdiaková	CZE	91	1	Banská Bystrica	17 Oct 21
50,000 Metres Walk (track)							
4:29:45.56	Katie	Burnett	USA	88	1	San Diego	13 Jul 19
4:34:46.5	Erin	Taylor-Talcott	USA	78	1	Banks	9 Mar 14
4:55:19.4	Svetlana	Bychenkova	RUS	76	1	Sankt-Peterburg	27 Jul 98
5:05:44.7	Tatyana	Ambrazeva	RUS	86	1	Sankt-Peterburg	12 Oct 03
50 Kilometres Walk (road)							
3:50:42	Yelena	Lashmanova	RUS	92	1	Voronovo	5 Sep 20
3:57:08	Klavdiya	Afanasyeva	RUS	96	1	Cheboksary	15 Jun 19
3:59:15		Liu Hing	CHN	87	1	Huangshan	9 Mar 19
3:59:56	Margarita	Nikiforova	RUS	98	2	Voronovo	5 Sep 20
4:03:07		Nikiforova			1	Cheboksary	29 May 21
4:03:51		Li Maocuo	CHN	92	2	Huangshan	9 Mar 19
4:04:36		Liang Rui	CHN	94	1	Taicang	5 May 18
4:04:50	Eleonora	Giorgi	ITA	89	1	Alytus	19 May 19
4:05:46	Julia	Takacs	ESP	89	2	Alytus	19 May 19
4:05:56	Inês (10/9)	Henriques	POR	80	1	London	13 Aug 17
4:07:30	(10)	Ma Faying	CHN	93	3	Huangshan	9 Mar 19
4:08:58		Yin Hang	CHN	97	2	London	13 Aug 17
4:09:33	Claire	Woods ♠	AUS	81	3	Taicang	5 May 18
4:10:59	Monica	Svensson	SWE	78	1	Scanzorosciate	21 Oct 07
4:11:01	Raquel	González	ESP	89	1	El Venderll	10 Feb 19
4:11:12	Johana	Ordóñez	ECU	87	1	Lima	11 Aug 19
4:12:16	Yelena	Ginko	BLR	76	1	Scanzorosciate	17 Oct 04
4:12:56	Paola	Pérez	ECU	89	4	Taicang	5 May 18
4:13:56A	Mirna	Ortiz	GUA	87	1	Guatemala City	24 Feb 19
4:14:25	Mária	Czaková	SVK	88	1	Dudince	24 Mar 18
4:14:31	(20)	Jiang Pengqin	CHN	95	4	Huangshan	9 Mar 19
4:14:49		Bai Tiantian	CHN	98	5	Huangshan	9 Mar 19
4:15:33		Wang Yingliu	CHN	92	6	Huangshan	9 Mar 19
4:15:42	Mayra	Herrera	GUA	88	1	Owego	9 Sep 17
4:15:46	Mar	Juárez	ESP	93	1	Torre Vieja	16 Feb 20
4:15:50	Valentyna	Myronchuk	UKR	94	4	Alytus	19 May 19
4:16:27	Jolanta	Dukure	LAT	79	1	Paralepa	9 Sep 06
4:16:39	Anastasiya	Yatsevich	BLR	85	5	Alytus	19 May 19
4:17:07	Olena	Sobchuk	UKR	95	6	Alytus	19 May 19
4:17:29	Nadezhda	Dorozhuk	BLR	90	7	Alytus	19 May 19
4:18:26	Anastasiya (30)	Kalashnikova	RUS	97	3	Voronovo	5 Sep 20
4:18:56	Ainhoa	Pinedo	ESP	83	2	Burjassot	25 Feb 18
4:19:04	Magaly	Bonilla	ECU	92	11	Taicang	5 May 18
4:19:37	Kristina	Lyubushkina	RUS	95	2	Cheboksary	29 May 21
4:19:56	Masumi	Fuchise	JPN	86	1	Wajima	14 Apr 19
4:19:57	Khrystyna	Yudkina	UKR	84	8	Alytus	19 May 19
4:20:17	Ivana	Renić	CRO	96	2	Dudince	23 Mar 19
4:20:36	Erika	Morales	MEX	86	1	Hauppauge	24 Oct 18
4:20:49		Yang Shuqing	CHN	96	3	London	13 Aug 17
4:21:51	Katie	Burnett	USA	88	4	London	13 Aug 17
4:22:23	Nadezhda (40)	Mokeyeva	RUS	96	3	Cheboksary	15 Jun 19
<i>Doping-disqualified</i>							
4:12:44	Alina	Tsviliy	UKR	94	(2)	Berlin	7 Aug 18

MARK	COUNTRY	TEAM	PLACE	VENUE	DATE
4 x 100 Metres Relay					
40.82	USA	Madison 11.12, Felix 9.97, Knight 10.33, Jeter 9.70	1	London (QE2 Park Stratford)	10 Aug 12
41.01	USA	Bartoletta, Felix, Gardener, Bowie	1	Río de Janeiro	19 Aug 16
41.02	JAM	B Williams, Thompson-Herah, Fraser-Pryce, S Jackson	1	Tokyo	6 Aug 21
41.07	JAM	Campbell-Brown, Morrison, Thompson, Fraser-Pryce	1	Beijing	29 Aug 15
41.29	JAM	Russell, Stewart, Calvert, Fraser-Pryce	1	Moskva	18 Aug 13
41.36	JAM	C Williams, Thompsn, Campbell-Brown, Fraser-Pryce	2	Río de Janeiro	19 Aug 16
41.37	GDR	Gladisch 11.13, Rieger 10.14, Auerswald 10.40, Göhr 10.02	1	Canberra	6 Oct 85
41.41	JAM	Fraser-Pryce 11.27, Simpson 10.32, Campbell-Brown 10.23, Stewart 9.96	2	London (QE2 Park Stratford)	10 Aug 12
41.44	JAM	Whyte 11.3, Fraser-Pryce 9.7, Smith 10.4, Jackson 10.03	1	Doha	5 Oct 19
41.45	USA	Oliver, Daniels, Prandini, Thomas	2	Tokyo	6 Aug 21
		(10/3)			
41.49	RUS	Bogoslovskaya, Malchugina, Voronova, Privalova	1	Stuttgart	22 Aug 93
41.55	GBR	Philip, Lansiquot, Asher-Smith, Neita	1h1	Tokyo	6 Aug 21
41.78	FRA	Girard, Hurtis, Félix, Arron	1	Paris (Saint-Denis)	30 Aug 03
41.92	BAH	Fynes, Sturrrup, Davis-Thompson, Ferguson	1	Sevilla	29 Aug 99
42.00	URS	Nastoburko, Voronova, Zhirova, Barbashina	2	Moskva	17 Aug 85
42.03	TTO	Baptiste, Ayhe, R Thomas, Hackett	3	Beijing	29 Aug 15
42.04	UKR	Povh, Stuy, Ryemyen, Bryzgina	3	London (QE2 Park Stratford)	10 Aug 12
		(10)			
42.04	NED	Samuel, Schippers, van Schagen, Sedney	1	Amsterdam	10 Jul 16
42.05	SUI	Dietsche, Del Ponte, M Kambundji, Kora	2h2	Tokyo	5 Aug 21
42.08	BUL	Pavlova, Nuneva, Georgieva, Ivanova	mx	Sofia	8 Aug 84
42.23	CHN	(Sichuan) Xiao Lin, Li Yali, Liu Xiaomei, Li Xuemei	1	Shanghai	23 Oct 97
42.29	BRA	E dos Santos, Silva, Krasucki, R Santos	2h3	Moskva	18 Aug 13
42.39	NGR	Utondu, Idehen, Opara-Thompson, Onyali	2h2	Barcelona	7 Aug 92
42.54	BEL	Borlée, Mariën, Ouédraogo, Gevaert	2	Beijing	22 Aug 08
42.56	BLR	Nesterenko, Sologub, Nevmerzhitskaya, Dragun	3	Helsinki	13 Aug 05
42.59	FRG	Possekkel, Helten, Richter, Kroniger	2	Montreal	31 Jul 76
42.60	CAN	Emmanuel, Hyacinthe, Fofanah, Bingham	3h1	Beijing	29 Aug 15
		(20)			
42.67	GHA	Owusu-Agyapong, Acheampong, Gyaman, Amponsah	1	Cape Coast	8 Jul 16
42.68	POL	Popowicz, Korczyńska, Jeschke, Wedler	3	Barcelona	1 Aug 10
42.73	BRN	Jassim, Odiong, Al-Khaldi, Naser	1	Jakarta	30 Aug 18
42.84	ITA	Siragusa, Hooper, Bongiorno, Fontana	6h1	Tokyo	5 Aug 21
42.89	CUB	Ferrer, López, Duporty, Allen	6	Stuttgart	22 Aug 93
42.92	KAZ	Kashafutdinova, Zyabkina, Rakhmanova, Safronova	1	Almaty	4 Jul 16
42.98	CZE/TCH	Sokolová, Soborová, Kocembová, Kratochvilová	1	Zürich	18 Aug 82
42.99A	AUS	Massey, Broadrick, Lambert, Gainsford-Taylor	1	Pietersburg	18 Mar 00
43.03A	COL	M Murillo, Palacios, Obregón, D Murillo	2	Bogotá	10 Jul 04
43.07	GRE	Tsóni, Kóffa, Vasarmídou, Thánou	2	Bari	18 Jun 97
		(30)			
43.25A	RSA	Hartman, Moropane, Holtshausen, Seyerling	2	Pietersburg	18 Mar 00
43.28	DOM	M Sánchez, Chala, Mejía, Manzueta	5h1	Moskva	18 Aug 13
43.28	CIV	Ziketh, Ta Lou, Gouenon, Gaha	2	Cape Coast	8 Jul 16
43.28	ESP	Molina, Carrillo, Sevilla, Marco	1r2	Huelva	25 May 22
43.37	FIN	Pirtimaa, Hanhijoki, Hernesniemi, Salmela	7	Stuttgart	22 Aug 93
43.37	IND	Archana, Dhanalakshmi, Das, Chand	1	Patiala	21 Jun 21
43.38	THA	Jaksunin, Sanrat, Klomdee, Thavoncharoen	2	Nakhon R'sima	26 Jun 08
43.39	JPN	Kitakaze, Takahashi, Fukushima, Ichikawa	1	Kawasaki	8 May 11
43.43	PUR	Cruz, Morales, Cancel, Rodriguez	1	Road Town	3 Jul 16
43.45	IVB	Kelly, Harrigan, Malone, King	1	Road Town	3 Jul 16
		(40)			
<i>Best at low altitude</i>					
43.03	COL	M Murillo, Palacios, Obregón, N González	3h2	Helsinki	12 Aug 05
43.18	AUS	Wilson, Wells, Robertson, Boyle	5	Montreal	31 Jul 76
4 x 200 Metres Relay					
1:27.46	USA	Jenkins, Colander-Richardson, Perry, M Jones	1	Philadelphia	29 Apr 00
1:28.15	GDR	Göhr, R.Müller, Wöckel, Koch	1	Jena	9 Aug 80
1:28.77	Mixed	(Tumbleweed TC) Henry GBR, Onuora GBR, Bartoletta USA, Schippers NED	1	Gainesville	1 Apr 17
1:28.78	USA	(Oregon) Dunmore, Cunliffe, Stevens, Washington	2	Gainesville	1 Apr 17
1:29.03	Texas	Julien Alfred LCA, Adeleke IRL, Davis JAM, S-A Williams JAM	1	Austin	26 Mar 22
1:29.04	JAM	Levy, Jackson, Forbes, Thompson	1	Nassau	22 Apr 17
1:29.25	Mixed	(Pure Athletics) Baptiste TTO, Wimbley, Henry, Miller-Uibo BAH	1	Gainesville	30 Mar 19
1:29.42	USA	(Texas A & M) Tarmoh, Mayo, Beard, Lucas	1	Philadelphia	24 Apr 10
1:29.45	USA	Solomon, Meadows, Knight, K Duncan	1	Nassau	25 May 14
1:29.61	GBR	Henry, Onuora, B Williams, Philip	2	Nassau	25 May 14

MARK	COUNTRY	TEAM	PLACE	VENUE	DATE
<i>More nations</i>					
1:30.52	NGR	Okagbare, R George, Duncan, Udoh	1	Nassau	2 May 15
1:30.68	GER	Matheis, Pinto, Haase, Luckenkemper	2	Nassau	22 Apr 17
1:30.74	UKR	Makhova, Zyuskova, Prorochenko, Kulchunova	1	Moskva	29 Jul 79
1:31.31	BAH	S Ferguson, Strachan, N Smith, Armbrister	4	Nassau	25 May 14
1:31.49	RUS	Sotnikova, Zhirova, Mizera, Sokolova	1	Portsmouth	5 Jun 93
1:31.75	SUI	Kambundji, L Sprunger, Golay, Humair	5	Nassau	25 May 14
1:32.16	FRA	Zahi, Raffai, Leduc, Paré	1	Yokohama	12 May 19
4 x 400 Metres Relay					
3:15.17	URS	Ledovskaya 50.12, O.Nazarova 47.82, Pinigina 49.43, Bryzgina 47.80	1	Seoul	1 Oct 88
3:15.51	USA	D.Howard 49.82, Dixon 49.17, Brisco 48.44, Griffith Joyner 48.08	2	Seoul	1 Oct 88
3:15.92	GDR	G.Walther 49.8, Busch 48.9, RübSam 49.4, Koch 47.8	1	Erfurt	3 Jun 84
3:16.71	USA	Torrence 49.0, Malone 49.4, Kaiser-Brown 49.48, Miles 48.78	1	Stuttgart	22 Aug 93
3:16.85	USA	McLaughlin 50.21, Felix 49.38, Muhammad 48.94, Mu 48.32	1	Tokyo	6 Aug 21
3:16.87	GDR	Emmelmann 50.9, Busch 48.8, Müller 48.9, Koch 48.21	1	Stuttgart	31 Aug 86
3:16.87	USA	Trotter 50.3, Felix 48.1, McCorory 49.39, Richards-Ross 49.10	1	London (QE2 Park Stratford)	11 Aug 12
3:17.83	USA	Dunn 50.5, Felix 48.8, Demus 50.14, Richards 48.44	1	Berlin	23 Aug 09
3:18.09	USA	Richards-Ross 49.3, Felix 49.4, Beard 49.84, McCorory 49.52	1	Daegu	3 Sep 11
3:18.29	USA	Leatherwood 50.50, S.Howard 48.83, Brisco-Hooks 49.23, Cheeseborough 49.73	1	Los Angeles	11 Aug 84
3:18.29	GDR	Neubauer 50.58, Emmelmann 49.89, Busch 48.81, Müller 48.99	3	Seoul	1 Oct 88
		(11/3)			
3:18.38	RUS	Ruzina 50.8, Alekseyeva 49.3, Ponomaryova 49.78, Privalova 48.47	2	Stuttgart	22 Aug 93
3:18.71	JAM	Whyte 50.0, Prendergast 49.6, Williams-Mills 49.84, Williams 49.22	2	Daegu	3 Sep 11
3:20.04	GBR	Ohuruogu 50.6, Okoro 50.9, McConnell 49.79, Sanders 48.76	3	Osaka	2 Sep 07
3:20.32	CZE/TCH	Kocembová 48.93, Matejkovicová 52.13, Moravciková 51.51, Kratochvílová 47.75	2	Helsinki	14 Aug 83
3:20.53	POL	Kaczmarek 50.21, Baumgart-Witan 49.99, Holub-Kowalik 49.89, Święty-Ersetic 50.44	2	Tokyo	7 Aug 21
3:21.04	NGR	Afolabi 51.13, Yusuf 49.72, Opara 51.29, Ogunkoya 48.90	2	Atlanta	3 Aug 96
3:21.21	CAN	Crooks 50.30, Richardson 50.22, Killingbeck 50.62, Payne 50.07	2	Los Angeles	11 Aug 84
		(10) with USSR and RUS counted separately			
3:21.88	BLR	Yushchenko 51.40, Khlyustova 50.7, I Usovich 49.97, S Usovich 49.78	5	Osaka	2 Sep 07
3:21.94	UKR	Dzhigalova, Olizarenko, Pinigina, Vladykina	1	Kyiv	17 Jul 86
3:22.34	FRA	Landre 51.3, Dorsile 51.1, Elie 50.54, Pérec 49.36	1	Helsinki	14 Aug 94
3:22.49	FRG	Thimm 50.81, Arendt 49.95, Thomas 51.50, Abt 50.23	4	Seoul	1 Oct 88
3:23.21	CUB	Díaz 51.1, Calatayud 51.2, Clement 50.47, Terrero 50.46	5	Beijing	23 Aug 08
3:23.74	NED	Klaver 50.63, Li. de Witte 51.97, La. de Witte 52.17, Bol 48.97	6	Tokyo	7 Aug 21
3:23.81	AUS	Peris-Kneebone 51.71, Lewis 51.69, Gainsford-Taylor 51.06, Freeman 49.35	5	Sydney	30 Sep 00
3:23.96	BEL	Van Den Broeck 51.94, Vervaeke 50.09, Couckuyt 51.04, Laus 50.89	7	Tokyo	7 Aug 21
3:24.28	CHN	(Hebei) An X, Bai X, Cao C, Ma Y 49.26	1	Beijing	13 Sep 93
3:25.16	ITA	Chigbolu 52.1, Spacca 51.3, Folorunso 51.44, Grenot 50.18	4h2	Río de Janeiro	19 Aug 16
		(20)			
3:25.68	ROU	Ruicu 52.69, Rîpanu 51.09, Barbu 52.64, Tîrlea 49.26	2	Paris (Charleley)	20 Jun 99
3:25.7a	FIN	Eklund 53.6, Pursiainen 50.6, Wilmi 51.6, Salin 49.9	2	Roma	8 Sep 74
3:25.81	BUL	Ilieva, Stamenova, Penkova, Damyanova	1	Sofia	24 Jul 83
3:25.90	SUI	Sprunger 51.26, Lemmens 51.34, Pellaud 51.07, Giger 52.23	6h1	Tokyo	5 Aug 21
3:26.33	GRE	Kaidantzi 53.2, Goudenoúdi 51.6, Boudá 51.76, Halkiá 49.75	3	Bydgoszcz	20 Jun 04
3:26.36	BAH	L Clarke 52.4, Strachan 51.9, Cox 50.91, Amertil 51.07	6h2	Río de Janeiro	19 Aug 16
3:26.68	BRA	(Bovespa) Coutinho, de Oliveira, Sousa, de Lima	1	São Paulo	7 Aug 11
3:26.86	BOT	Moroko 53.3, Botlogetswe 50.9, Matlhaku 53.00, Montsho 49.59	3	Gold Coast	14 Apr 18
3:26.89	IND	R Kaur 53.1, Beenamol 51.4, Soman 52.51, M Kaur 49.85	3h2	Athína	27 Aug 04
		(30)			
3:27.08	CMR	Nguimgo 51.7, Kaboud 52.1, Atangana 51.98, Bévouada 51.35	7	Paris (Saint-Denis)	31 Aug 03
3:27.14	MEX	Rodríguez 53.3, Medina 51.2, Vela 52.94, Guevara 49.70	4h2	Osaka	1 Sep 07
3:27.48	IRL	Andrews 53.4, Cuddihy 49.9, Bergin 52.60, Carey 51.54	4h3	Daegu	2 Sep 11
3:27.54	LTU	Navickaitė, Valiulienė, Mendzorytė, Kostetskaya/Ambrazienė	3	Moskva	22 Jun 83
3:27.57	ESP	Merino 52.2, Lacambra 52.0, Myers 50.85, Ferrer 52.56	7	Tokyo	1 Sep 91
3:27.86	HUN	Orosz, Forgács, Tóth, Pál	5	Moskva	1 Aug 80
3:28.02	SEN	Diop 51.27, M T Diouf 51.70, A Diouf 52.53, Thiam 51.52	4h3	Sydney	29 Sep 00
3:28.49	RSA	Griesel, Nel, Palframan, Semenya	1	Durban	26 Jun 16
3:28.91	JPN	Aoyama 52.8, Ichikawa 51.6, Chiba 51.21, Aoki 52.41	7h2	Beijing	29 Aug 15
3:28.94a	KEN	Shitandayi, Wanjiru, Kavaya, Chepkurui	2	Nairobi	12 Aug 87
		(40)			
<i>Doping-disqualified</i>					
3:21.85	BLR	Kozak 52.0, Khlyustova 50.3, I Usovich 49.85, S Usovich 49.69	(4)	Beijing	23 Aug 08

MARK	COUNTRY	TEAM	PLACE	VENUE	DATE
4 x 800 Metres Relay					
7:50.17	URS	Olizarenko, Gurina, Borisova, Podyalovskaya	1	Moskva	5 Aug 84
7:54.10	GDR	Zinn, Hoffmeister, Weiss, Klapezynski	1	Karl-Marx-Stadt	6 Aug 76
7:56.6	RUS/URS	Rigel, Gurina, Podkopayeva, Mishkel	1	Donetsk	8 Sep 80
7:56.6	UKR/URS	Smolka, Sheberova, Popova, Koba	2	Donetsk	8 Sep 80
7:57.21	ROU	Salageanu, Constantin, Beclea, Itcou	2	Portsmouth	5 Jun 93
7:58.5	LTU	Kostetskaya, Bislytė, Simonaviciūtė, Baikauskaitė	4	Donetsk	8 Sep 80
8:00.62	USA	Price 2:01.30, Vessey 2:00.92, Ludlow 1:59.50, Montaño 1:58.90	1	Nassau	3 May 15
8:03.85	BLR	Mernikova, Grebenchuk, Dukhnova, Agletdinova	3	Portsmouth	5 Jun 93
8:04.28	KEN	Kimawai 2:03.8, Chesebe 2:01.7, Jepkosgei 1:59.6, Sum 1:59.2	2	Nassau	25 May 14
8:05.24	BUL	Shtereva, Tomova, Pekhlivanova, Zlateva	1	Sofia	30 Aug 75
8:11.36	POL	Ellward 2:02.44, Broniatowska 2:03.64, Cichocka 2:00.90, Ennaoui 2:04.38	2	Nassau	3 May 15
8:13.26	AUS	McGowan 2:03.1, Buckman 2:02.8, Kajan 2:02.2, Duncan 2:05.9	4	Nassau	25 May 14

4 x 1500 Metres Relay

16:27.02	USA	(Nike-Bowerman Track Club) Quigley 4:08, Cranny 4:09, Schweizer 4:06, Houlihan 4:04 (tenths not taken)	1	Portland	31 Jul 20
16:33.58	KEN	M Cherono 4:07.5, Kipyegon 4:08.5, Jelagat 4:10.5, Obiri 4:07.1	1	Nassau	24 May 14
17:08.65	AUS	Buckman 4:08.0, Delaney 4:15.6, McGowan 4:29.1, Duncan 4:16.0	3	Nassau	25 May 14
17:19.09	IRL	Lynch 4:22.9, Fitzgerald 4:18.8, Thom 4:29.5, O'Sullivan 4:07.9	2	London	25 Jun 00
17:22.57	RUS	(Sankt-Peterburg) Dontsova, Yachmenyova, Yevsikova, Fomenko	1	Adler	7 Sep 13
17:34.58	GBR	(Scotland) F Murray 4:25.90, Scott 4:23.65, Gauld 4:24.26, Ovens 4:21.06	1	Grangemouth	17 Aug 06
17:43.79	ITA	Mancia, Guida, Andreucci, Rea	1	Rieti	3 Jun 95
17:51.48	ROU	Bobocea 4:18.0, Pierdevar 4:18.0, Bunea 4:36.8, Simiuc 4:38.7	4	Nassau	24 May 14
18:10.75	CAN	(University of West Virginia) Sexsmith, Stallwood, Lockhart, Wright	6	Philadelphia	27 Apr 01
18:20.35	FRA	(Athlé Sud 77) Martino, Sow, Geyer-Carles, Oudiou	1	Salon-de-Provence	10 Oct 15

Distance Medley Relay (1200m - 400m - 800m - 1600m)

10:33.85i	USA	(New Balance All-Stars) MacLean 3:14.92, Ellis 52.04, Willis 2:03.29, St. Pierre 4:23.60	1	Boston (Allston)	15 Apr 22
10:43.35	KEN	Busienei 3:18.96, Zakari 52.59, Chesebe 2:03.32, Nyambura 4:28.48	2	Nassau	2 May 15
10:45.32	POL	Broniatowska 3:19.87, Szczesna 54.12, Cichocka 2:01.06, Ennaoui 4:30.27	3	Nassau	2 May 15
10:46.94	AUS	Duncan 3:19.78, Lind 53.31, McGowan 2:03.15, See 4:30.70	4	Nassau	2 May 15
11:06.14	GER	D Sujew 3:22.56, Lindenberg 55.94, Hering 2:05.40, Felicitas Krause 4:42.24	5	Nassau	2 May 15
11:06.33	FRA	Lamote 3:18.11, Diarra 53.12, Moh 2:06.90, Claire Perraux 4:48.20	6	Nassau	2 May 15
11:18.34	GBR	(University of Birmingham) Brooks 3:27.0, Simmonds 58.3, Durman 2:15.7, England 4:37.3	5	Philadelphia	28 Apr 07

Outdoors

10:36.50	USA	Moser 3:18.38, Richards-Ross 50.12, Wilson 2:00.08, Rowbury 4:27.92	1	Nassau	2 May 15
----------	-----	---	---	--------	----------

Indoors

11:03.07	IRL	(New Balance) Tarplee 3:21.06, McMahon 56.01, Kirk 2:09.46, Mageean 4:36.55	3	Boston	7 Feb 15
----------	-----	--	---	--------	----------

Relay Splits**100 Metres**

The fastest-ever 100m splits are regarded to be these marks derived by video analysis and all include 100m stretches which were free of changeovers: **9.67** Christine Arron FRA Budapest 22 Aug 98, **9.70** Carmelita Jeter USA London 10 Aug 12; **9.7** Shelly-Ann Fraser-Pryce JAM Doha 2019 5 Oct 19

400 Metres

			<u>Leg</u>	<u>Venue</u>	<u>Date</u>	<u>Team Result</u>
47.6	Jarmila Kratochvílová	TCH	4	Athínai	11 Sep 82	(2, 3:22.17)
47.70	Marita Koch	GDR	4	Erfurt	3 Jun 84	(1, 3:15.92)
47.72	Allyson Felix	USA	3	Beijing	30 Aug 15	(2, 3:19.44)
47.75	Kratochvílová		4	Helsinki	14 Aug 83	(2, 3:20.32)
47.80	Olga Bryzgina ♠	URS	4	Seoul	1 Oct 88	(1, 3:15.17)
47.82	Olga V. Nazarova	URS	2	Seoul	1 Oct 88	(1, 3:15.17)
47.84	Taťána Kocembová ♠	TCH	4	Praha	18 Aug 84	(2, 3:21.89)
47.9	Koch		4	Athínai	11 Sep 82	(1, 3:19.04)
47.9	Kratochvílová		4	London	21 Aug 83	(1, 3:20.79)
47.9	Koch		4	Canberra	4 Oct 85	(1, 3:19.49)
47.9	Kratochvílová		4	Frankfurt	5 Jul 81	(2, 3:27.13)

(6/11)

MARK	NAME	COUNTRY	LEG	VENUE	DATE	TEAM RESULT
48.08	Florence Griffith Joyner ♠	USA	4	Seoul	1 Oct 88	(2, 3:15.51)
48.32	Athing Mu	USA	4	Tokyo	6 Aug 21	(1, 3:16.85)
48.47	Irina Privalova	RUS	4	Stuttgart	22 Aug 93	(2, 3:18.38)
48.43	Sanya Richards-Ross ♠ (10)	USA	4	Berlin	23 Aug 09	(1, 3:17.83)
48.44	Valerie Briscoe/Hooks	USA	3	Seoul	1 Oct 88	(2, 3:15.51)
48.5	Irena Szewińska ♠	POL	4	Rome	8 Sep 74	(4, 3:26.4a)
48.63	Grit Breuer	GER	4	Atlanta	3 Aug 96	(3, 3:21.14)
48.64	Petra Müller ♠	GDR	3	Roma	6 Sep 87	(1, 3:18.63)
48.7	Mariya Pinigina ♠	URS	3	Canberra	4 Oct 85	(2, 3:20.60)
48.7	Michelle Collins	USA	2	Philadelphia	29 Apr 00	(1, 3:25.96)
48.73	Marileidy Paulino	DOM	2	Tokyo	31 Jul 21	(2, 3:10.21)
48.76	Nicola Sanders	GBR	4	Osaka	2 Sep 07	(3, 3:20.04)
48.78	Jearl Miles-Clark	USA	4	Stuttgart	22 Aug 93	(1, 3:16.71)
48.8	Sabine Busch (20)	GDR	2	Stuttgart	31 Aug 86	(1, 3:16.87)
48.8	Sydney McLaughlin	USA	2	Doha	6 Oct 19	(1, 3:18.92)

Universal (Mixed) 4 x 400 Metres Relay

3:09.34	USA	London 44.9, Felix ♀ 50.4, Okolo ♀ 50.0, Cherry 44.1	1	Doha	29 Sep 19
3:09.87	POL	Zalewski 45.11, Kaczmarek ♀ 49.91, Święty-Ersetic 50.47 ♀, Duszyński 44.38	1	Tokyo	31 Jul 21
3:10.21	DOM	Feliz 45.24, Paulino ♀ 48.73, Medina ♀ 51.34, Ogando 44.90	2	Tokyo	31 Jul 21
3:10.22	USA	Stewart 44.94, Ellis ♀ 50.26, Whitney ♀ 50.59, Norwood 44.43	3	Tokyo	31 Jul 21
3:10.36	NED	Bonevacia 44.80, Klaver ♀ 50.75, Bol ♀ 49.74, Angela 45.07	4	Tokyo	31 Jul 21
3:10.44	POL	Kowaluk 45.44, Baumgart-Witan ♀ 50.28, Hołub-Kowalik ♀ 49.98, Duszyński 44.74	1h2	Tokyo	30 Jul 21
3:10.69	NED	Dobber 45.56, Klaver ♀ 50.37, Li. de Witte ♀ 50.39, Angela 44.37	2h2	Tokyo	30 Jul 21
3:11.39	USA	Godwin 45.67, Irby 49.77, Manson 50.96, Deadmon 44.99	1h1	Tokyo	30 Jul 21
3:11.51	BEL	D Borlée 45.58, Vervaeet ♀ 51.08, Laus ♀ 50.68, K Borlée 44.21	5	Tokyo	31 Jul 21
3:11.76	JAM	S Bailey 46.11, Bromfield ♀ 50.57, S-A Williams ♀ 50.28, Bartley 44.80	3h2	Tokyo	30 Jul 21
		(10/6)			
3:11.82	BRN	Isah 46.1, Jamal ♀ 52.4, Eid Naser ♀ 49.1, Abubaker 44.3	3	Doha	29 Sep 19
3:11.95	GBR	C Chalmers 45.86, Clark ♀ 50.49, Diamond ♀ 50.18, L Thompson 45.42	4h2	Tokyo	30 Jul 21
3:12.88	IRL	C Greene 45.15, P Healy ♀ 51.41, Becker ♀ 51.58, O'Donnell 44.74	4h1	Tokyo	30 Jul 21
3:12.94	GER	Schlegel 45.97, Schwab ♀ 51.14, Spelmeyer-Preuss ♀ 51.27, Sanders 44.56	5h1	Tokyo	30 Jul 21
		(10)			
3:13.29	ESP	S García 45.62, Bueno ♀ 51.48, Bokesa ♀ 51.04, Erta 45.15	6h1	Tokyo	30 Jul 21
3:13.51	ITA	Scotti 45.59, Mangione ♀ 50.69, Borga ♀ 51.88, Acerti 45.35	5h2	Tokyo	30 Jul 21
3:13.60	NGR	Ojeli 46.08, Uko ♀ 50.61, Nathaniel 45.62, P George ♀ 51.29	7h1	Tokyo	30 Jul 21
3:14.06A	UKR	Barabanov, Klymyuk ♀, Lohvynenko ♀, Pohorilko	1	Erzurum	27 Jun 21
3:14.42	BAH	Gardiner, Miller-Uibo ♀, Strachan ♀, Mathieu	1	Nassau	23 Apr 17
3:14.80A	TUR	Akçam, Yıldırım ♀, Polat ♀, Copello	2	Erzurum	27 Jun 21
3:14.84	CZE	Šorm, Maslák, Vondrová ♀, Malíková ♀	1	Kladno	15 Jun 21
3:15.09	TTO	St Hillaire, Serville ♀, McKnight ♀, Lendore	2	Nassau	28 Jun 21
3:15.71	IND	Anas, M Poovamma ♀, Das ♀, Rajiv	2	Jakarta	28 Aug 18
3:15.89	BRA	de Oliveira 46.09, Marinho ♀ 51.30, de Carvalho ♀ 52.69, Henriques 45.81	7h2	Tokyo	30 Jul 21
		(20)			
3:16.21A	KEN	Momanyi, Syombua ♀, Kipruto, Moraa ♀	1	Nairobi	18 Jun 21
3:16.65A	BLR	Valodzkin, Bliznets ♀, Mikhailava ♀, Vasileuski	2	Erzurum	13 Jun 21
3:16.67	JPN	Aoyama ♀, Matsumoto ♀, Sato, Kawabata	1	Osaka	1 Jun 21
3:16.76	CAN	Cole 46.6e, Stiverne ♀ 51.6e, Price ♀ 51.8, Osei 46.8	5h1	Doha	28 Sep 19
3:17.00	AUS	Oboya ♀, Rubie-Renshaw ♀, Gunn, Beck	1	Gold Coast	12 Jun 19
3:17.17	FRA	Anne 46.7e, Brossier ♀ 51.6e, Raharolahy ♀ 53.1, Jordier 45.8	6h1	Doha	28 Sep 19
3:17.41	CHN	(Sichuan) Liu Yinglan ♀, Mou Chunjun, Yang Huizhen ♀, Yang Lei	1	Xi'an	23 Sep 21
3:17.61	COL	Perlaza 46.91, Escobar ♀ 53.30, Padilla ♀ 52.50, Zambrano 44.90	3h2	Chorzów	1 May 21
3:18.39	CUB	Pintado, Almanza ♀, Casi ♀, Castillo	1	La Habana	12 Mar 22
3:19.18	RSA	Khuzwayo 48.04, Mpiti ♀ 52.16, Bieldt ♀ 52.95, Dikgale 46.03	6h2	Chorzów	1 May 21
		(30)			
3:19.29	THA	Punpa, Poolkerd ♀, Atkinson, Nontanam ♀	1	Hanoi	14 May 22
3:19.37	VIE	Hoang, Huyen ♀, Tran, Quach ♀	2	Hanoi	14 May 22
3:19.52	KAZ	Golendova ♀, Koblov, Mikhina ♀, Litvin	3	Jakarta	28 Aug 18
3:19.63	POR	dos Santos, Azevedo ♀, Mentai ♀, Coelho	2r4	Minsk	23 Jun 19
3:19.66	SVK	Murcko 47.30, Putalová ♀ 53.14, Zapletalová ♀ 53.16, Bujna 46.07	7h2	Chorzów	1 May 21
3:19.68	SUI	Petruciani, Lemmens ♀, Giger ♀, Reais	1	Zug	20 Sep 20
3:20.19	SEN	Yama ♀, Mbengue, Mane ♀, Diouf	3	Lagos	27 Jun 21
3:20.66	SLO	Janežič, Smonkar ♀, Mesec, Horvat ♀	1r2	Minsk	23 Jun 19
3:20.71	BOT	Nkobolo, Moroko ♀, Nowe ♀, Nzamani		Maun	1 Feb 20
3:20.81	GRE	Nakos, Mourta ♀, Karkalatu ♀, Alexandridis	4r1	Minsk	26 Jun 19
		(40)			

NATIONAL RECORDS

See men's section (page 655) for general notes

COUNTRY	MARK	NAME	VENUE	DATE	COUNTRY	MARK	NAME	VENUE	DATE
100 Metres					ERI	13.36	Winta Berhane	Khartoum	12 May 10
AFG	13.23	Marwa Saleem	Toronto	3 Jul 21	ESA	12.08	Leticia Sorto	Cd. de México	30 May 98
AIA	11.98	Desiree Cocks	St. Louis	8 May 98	ESP	11.06	Sandra Myers	Vigo	23 Jul 91
ALB	11.67	Klodiana Shala	Tiranë	24 Jul 06	EST	11.35	Ksenija Balta	Tartu	15 Jun 14
ALG	11.61	Souheir Bouali	Alger	8 Jul 07	ETH	11.82	Tegest Tamangnu Yuma	Marrakech	10 Aug 14
	11.61	Souheir Bouali	Tlemcen	18 Jun 08	FIJ	11.55	Makelesi Batimala	Apia	4 Sep 07
AND	12.01	Cristina Llovera	Gavá	16 Jun 18	FIN	11.13	Helinä Marjamaa	Lahti	19 Jul 83
ANG	11.69	Antónia de Jesus	Porto	30 Jun 95	FRA	10.73	Christine Arron	Budapest	19 Aug 98
ANT	11.19	Joella Lloyd	Knoxville	1 May 21	FSM	13.09	Rita Epina	Townsville	29 Nov 96
ARG	11.40	Victoria Woodward	Cochabamba	13 May 18	GAB	11.03	Ruddy Zang Milama	Port-of-Spain	19 May 12
ARM*	11.84	Diana Khubeseryan	Krasnodar	6 Jun 15		11.03	Ruddy Zang Milama	Angers	16 Jun 12
ARU	11.73	Evelyne Farrell	La Habana	22 Jul 83	GAM	11.12	Gina Bass	Tokyo	30 Jul 21
ASA	13.39	Lela Waetin	Apia	4 Sep 07	GBR	10.83	Dina Asher-Smith	Doha	29 Sep 19
AUS	11.11	Melissa Breen	Canberra	9 Feb 14	GBS	12.03	Fatumata Baldé	Lisboa	13 Jun 18
AUT	11.15	Karin Mayr-Krifka	Salzburg	9 Aug 03	GEO	11.08	Maya Azarashvili	Kyiv	14 Aug 88
AZE	11.61	Zakiya Hasanova	Schaan	9 Jun 18	GEQ	12.18	Teresa Mangué Eyene	Alcobendas	18 Jun 16
BAH	10.84	Chandra Sturup	Lausanne	5 Jul 05	GER	10.81	Marlies Göhr	Berlin	8 Jun 83
BAN	11.99	Shirin Akter	Guwahati	9 Feb 16	GHA	11.14	Vida Anim	Athína	20 Aug 04
BAR	11.14	Tristan Evelyn	Tampa	16 May 21	GIB	12.55	Sharon Mifsud	Mariehamn	24 Jun 91
BDI	12.73	Françoise Bucumi	Al-Qâhira	22 Sep 91	GRE	10.83	Katerína Thánou	Sevilla	22 Aug 99
BEL	11.04	Kim Gevaert	Bruxelles	9 Jul 06	GRN	11.18	Sherry Fletcher	Río de Janeiro	23 Jul 07
BEN	11.55	Fabiënne Féraez	Doha	12 May 06	GUA	11.72	Mariandré Chacón	Cali	30 Nov 21
BER	11.46	Debbie Jones	Knoxville	15 Apr 77	GUI	12.02	M'Mah Touré	Dakar	1 Jun 97
BHU	14.41	Sangay Wangmo	Ho Chi Minh	3 Jun 16	GUM	11.92	Regine Tugade	Worcester, MA	3 May 19
BIH	12.06	Neira Bosnić	Novo Mesto	12 Jun 21	GUY	11.14	Brenessa Thompson	Leonora	18 Jun 16
BIZ	11.46	Kaina Martínez	Bradenton	26 May 17	HAI	11.18	Barbara Pierre	San Angelo	21 May 09
BLR	10.92	Yuliya Nesterenko	Athína	21 Aug 04	HKG	11.62	Angie Lam On Ki	Doha	21 Apr 19
BOL	11.76	Guadalupe Torres	Cochabamba	28 May 22	HON	12.10	Pastora E. Chávez	Atlanta	26 Jul 96
BOT	11.24	Loungo Matlhaku	Gaborone	20 Feb 21	HUN	11.37	Boglárka Takács	St Pölten	26 May 22
BRA	10.91	Rosângela Santos	London	6 Aug 17	INA	11.56	Irene Truitje Joseph	B. S. Begawan	8 Aug 99
BRN	11.05	Ofonime Odiong	Durham	14 May 22	IND	11.17	Dutee Chand	Patiala	21 Jun 21
BRU	12.02	Alinawati Ali Akbar	B. S. Begawan	8 Aug 99	IRI	11.45	Maryam Toosi	Tehran	15 May 14
BUL	10.77	Ivet Lalova	Plovdiv	19 Jun 04	IRL	11.28	Phil Healy	Dublin	6 Jun 18
BUR	11.47	Kadidatou Traoré	Castres	29 Jul 15	IRQ	11.24	Dana Abdulrazak	Radès	17 Jun 21
CAF	11.93	Emmanuëlle Kogalama	Tergnier	21 May 98	ISL	11.56	Gudbjörg Jóna Bjarnadóttir	Mannheim	29 Jun 19
CAM	12.72	Meas Kheng	München	1 Sep 72	ISR	11.25	Diana Vaisman	Pravets	2 Sep 19
CAN	10.98	Angela Bailey	Budapest	6 Jul 87	ISV	11.07	LaVerne Jones-Ferrette	London	3 Aug 12
CAY	11.08	Cydonie Mothersill	Salamanca	5 Jul 06	ITA	11.14	Manuela Levorato	Lausanne	4 Jul 01
CGO	11.39	Lorène Dorcas Bazolo	Lisboa	1 May 16	IVB	11.13	Tahesia Harrigan	El Paso	14 Apr 06
CHA	11.54	Kaltouma Nadjina	Calgary	24 May 09		11.13	Tahesia Harrigan	Fayetteville	14 May 06
CHI	11.19	Isidora Jiménez	Cochabamba	6 Jun 18	JAM	10.54	Elaine Thompson-Herah	Eugene	21 Aug 21
CHN	10.79	Li Xuemei	Shanghai	18 Oct 97	JOR	11.97	Basma Al O'Shoush	Alger	6 Oct 04
CIV	10.78	Murielle Houré	Montverde	11 Jun 16	JPN	11.21	Chisato Fukushima	Hiroshima	29 Apr 10
CMR	10.78	Marie Josée Ta Lou	Tokyo	30 Jul 21	KAZ	11.12	Olga Bludova	Tashkent	1 Jun 12
	10.98	Myriam Léonie Mani	Athína	11 Jun 01	KEN	11.35	Maximilla Imali	Nairobi	28 Apr 22
COD	11.86	Cynthia Bolingo	Herve	21 May 11	KGZ	11.37	Yelena Bobrovskaya	Tashkent	20 May 04
COK	11.97	Patricia Taea	Brisbane	3 Dec 17	KIR	13.07	Kaitinano Mwemweata	Athína	20 Aug 04
COL	11.18	Felipa Palacios	Armenia	19 Aug 05	KOR	11.49	Lee Young-Sook	Seoul	17 Jun 94
COM	11.59	Féta Ahamada	Angers	24 Jul 09		11.49	Lee Young-Sook	Fukuoka	15 Sep 94
CPV	11.91	Michaela Rodrigues	La Nucía	20 May 22	KOS	12.50	Sara Susuri	Skopje	14 May 22
CRC	11.46	Sharolyn Joseph	Toronto	21 Jul 15	KSA	12.90	Yasmeen Al-Dabbagh	AI-Kuwait	16 May 22
CRO	11.30	Andrea Ivančević	Varaždin	25 Jul 15	KUW	11.52	Madhawi Saad Al-Shammari	AI-Kuwait	16 May 22
CUB	11.10	Liliana Allen	Salamanca	13 Jul 92	LAO	12.31	Silina Phaaphay	New Clark City	8 Dec 19
CYP	11.25	Ramona Papaioannou	Nicosia	18 Jun 16	LAT	11.29	Sindija Bukša	Riga	29 May 18
CZE	11.09	Jarmila Kratochvílová	Bratislava	6 Jun 81	LBA	12.60	Hadeel Fathy Abboud	Amman	20 Apr 18
DEN	11.39	Astrid Glenner-Frandsen	Skara	6 Jun 19	LBN	11.68	Aziza Sbeity	Radès	17 Jun 21
DJI	13.45	Fathia Ali Bouraleh	Addis Ababa	30 Apr 08	LBR	11.34	Ada Udaya	Westfield	10 May 14
DMA	11.29	Hermin Joseph	Victoria, BC	23 Aug 94	LCA	10.81	Julien Alfred	Lubbock	14 May 22
DOM	11.24	Mariely Sánchez	Morelia	5 Jul 13	LES	12.09	Mpinane Mafantiri	Maputo	2 Jul 11
ECU	10.99	Ángela Tenorio	Toronto	22 Jul 15	LIE	11.84	Manuela Marxer	Luxembourg	31 May 95
EGY	11.02	Basant Hemida Mohamed Awad	Nairobi	7 May 22	LTU	11.19	Lina Grinčikaitė	London	3 Aug 12
					LUX	11.35	Patrizia van der Weken	Nairobi	7 May 22

COUNTRY	MARK	NAME	VENUE	DATE	COUNTRY	MARK	NAME	VENUE	DATE
MAC	11.67	Loi Im Lan	Macau	21 May 22	SUI	10.90	Ajla Del Ponte	La Chaux-de-Fonds	14 Aug 21
MAD	11.32	Lalao Ravaonirina	Limoges	6 Jul 91	SUR	11.42	Sunayna Wahi	Gunnison	9 May 17
	11.32	Hanitriniaina Rakotondrabe	Dijon	26 May 96	SVK	11.29	Eva Glesková	Cd. de México	14 Oct 68
MAR	11.45	Assia Raziki	Durban	22 Jun 16	SWE	11.16	Linda Haglund	Moskva	26 Jul 80
MAS	11.50	Govindasamy Shanti	Kuala Lumpur	7 May 93	SWZ	11.35	Phumlile Ndzinisa	Forbach	29 May 16
MAW	11.68	Asimenye Simwaka	Tokyo	30 Jul 21	SYR	11.93	Mounira Al-Saleh	Damascus	7 Oct 09
MDA	11.58	Irina Grigoryeva	Tallinn	28 Jun 85	TAN	11.63	Nzaeli Kyomo	Tampere	29 Aug 89
MDV	12.27	Shamha Ahmed	Edmonton	5 Aug 01	TGA	12.08	Taina Halasima	Apia	16 Jul 19
MEX	11.09	Liliana Allen	Cd. de México	19 Jun 99	THA	11.33	Supavadee Khawpeak	Kuala Lumpur	12 Sep 01
MGL	12.26	Jatansuren Otgonchimeg	Tokyo	26 Aug 91	TJK	11.62	Gulsumbi Sharifova	Dushanbe	8 Apr 21
MHL	12.79	Mariana Cress	Burnsville	9 May 15	TKM	11.56	Valentina Nazarova	Almaty	7 Jun 08
MKD	11.74	Aleksandra Vojneska	Istanbul	3 Jul 04	TKS	11.99	Akia Guerrier	Barranquilla	29 Jul 18
MLI	11.39	Kadiatou Camara	Dakar	30 Mar 08	TLS	13.57	Jesaltina de Jesus Guterres	Darwin	21 May 01
MLT	11.54	Charlotte Wingfield	Marsa	13 May 17	TOG	11.82	Judith Koumédzina Akouvi	Douala	22 May 21
MNE	12.24	Milena Milašević	Osaka	26 Aug 07	TPE	11.22	Chi Cheng	Wien	18 Jul 70
MNT	13.17	Tenecia Pollard	St. John's	28 May 05	TTO	10.82	Michelle-Lee Ahye	Port-of-Spain	24 Jun 17
MON	12.27	Charlotte Afriat	Avignon	13 Jun 21	TUN	11.68	Awatef Hamrouni	Alger	8 Jun 00
MOZ	11.61	Elisa Cossa	Girona	21 Aug 00	TUR	11.25	Nora Güner	Radès	11 Sep 01
MRI	11.72	Jane Thondojee	Montgeron	2 Jul 94	TUV	13.48	Asenate Manoa	London	3 Aug 12
MTN	12.73	Badia Kamara	Doha	11 May 12	UAE	13.07	Abeer Al-Blooshi	Al-Kuwait	16 May 22
MYA	11.66	Than Than Htay	Jakarta	14 Oct 97	UGA	11.57	Jacent Nyamahunge	Nairobi	27 Apr 22
NAM	10.97	Christine Mboma	Gaborone	30 Apr 22	UKR	10.82	Zhanna Pintusevich-Block	Edmonton	6 Aug 01
NCA	12.15	Auxiliadora Lacayo	Managua	4 Mar 06	URU	11.54	Claudia Acerenza	Cd. de México	22 Jul 88
NED	10.81	Dafne Schippers	Beijing	24 Aug 15	USA	10.49	Florence Griffith Joyner	Indianapolis	16 Jul 88
NEP	12.19	Devi Maya Paneru	Kathmandu	26 Sep 99	UZB	11.04	Lyubov Perepelova	Bishkek	3 Jun 00
NFI	12.63	Tayanita Robertson	Sydney	7-9 Sep 16	VAN	12.51	Roslyn Nalin	Apia	16 Jul 19
NGR	10.79	Blessing Okagbare	London	27 Jul 13	VEN	11.24	Andrea Purica	Barranquilla	29 Jul 18
NIG	11.50	Amina Seyni	Niamey	25 Jul 19	VIE	11.34	Vu Thi Huong	Vientiane	13 Dec 09
NMI	12.37	Yvonne Bennett	Pocatello	23 Apr 11	VIN	11.09	Natasha Mayers	Walnut	21 Apr 02
NOR	11.10	Ezinne Okparaebo	London	4 Aug 12		11.09	Natasha Mayers	Walnut	19 Apr 03
NRU	12.22	Chrissa Lovelite Detenamo	Mata-Utu	4 Sep 13	YEM	13.35	Fatima Suleiman Al-Dahman	Aleppo	22 Jul 09
NZL	11.15	Zoe Hobbs	Hastings	12 Feb 22	ZAM	11.12	Rhodah Njobvu	Lusaka	20 Mar 21
OMA	11.47	Mazoon Khalfan Al-Alaoui	Al-Kuwait	16 May 22	ZIM	11.36	Winnet Dube	Durban	11 Apr 03
PAK	11.81	Sadaf Siddiqui	Lahore	22 Apr 08					
	11.81	Naseem Hameed	Dhaka	8 Feb 10					
PAN	11.50	Selena Arjona	Allendale	26 May 22					
PAR	11.72	Xenia Hiebert	Asunción	13 Nov 21					
PER	11.76	Paola Mautino	Cochabamba	6 Jun 18					
PHI	11.27	Kristina Knott	Des Moines	29 Aug 20					
PLE	12.16	Hanna Barakat	Tokyo	30 Jul 21					
PLW	12.64	Ngerak Florencio	Helsinki	7 Aug 05					
PNG	11.29	Toea Wisil	Suva	9 Jul 16					
	11.29	Toea Wisil	Canberra	18 Feb 17					
POL	10.93	Ewa Kasprzyk	Grudziadz	27 Jun 86					
POR	11.10	Lorène Dorcas Bazolo	La Chaux-de-Fonds	14 Aug 21					
PRK	11.80	Li Yong Ae	Pyongyang	25 Apr 91					
PUR	11.22	Jasmine Camacho-Quinn	Clermont	24 Jul 20					
PYF	11.95	Albertine An	Le Touquet	24 Jul 88					
QAT	12.61	Noor Hussain Al-Malki	Zgorzelec	7 Jul 12					
ROU	11.30	Ionela Tîrlea	Paris	19 Jun 99					
RSA	10.98	Carina Horn	Doha	4 May 18					
RUS	10.77	Irina Privalova	Lausanne	6 Jul 94					
RWA	12.95	Jeannette Uwera	Kampala	4/5 May 12					
SAM	11.94	Talava Tavui	San Mateo	26 Apr 06					
SEN	11.24	Aminata Diouf	La Chaux-de-Fonds	15 Aug 99					
SEY	11.86	Joanne Lou-Toy	Bambous	28 Jun 14					
SGP	11.58	Shanti Veronica Pereira	Doha	21 Apr 19					
SKN	11.21	Virgil Hodge	Fort Worth	17 May 08					
SLE	11.40	Maggie Barrie	Montverde	6 Jul 19					
SLO	11.09	Merlene Ottey	Naimette	3 Aug 04					
SMR	12.02	Martina Pretelli	Schaan	1 Jun 11					
SOL	12.64	Jenny Keni	Paris (St. Denis)	23 Aug 03					
SOM	13.23	Hawa Abdullahi Ahmed	Nairobi	7 Aug 87					
SRB	11.34	Kornelija Šinković	Beograd	17 Jun 87					
SRI	11.04	Susanthika Jayasinghe	Yokohama	9 Sep 00					
SSD	12.18	Eva Cosmos Elia Endili	Durban	22 Jun 16					
STP	11.48	Gorete Semedo	Faro	14 May 22					
SUD	12.39	Amal Gubara	Kampala	30 May 07					
	12.39	Amal Gubara	Kampala	3 Jun 07					

Notes (*)

ARM 11.54 Gayane Chiloyan Artashat, 28 May 16 – questionable

200 Metres

AFG	28.93	Nasrin Ashgari	Tehran	13 Sep 19
AIA	24.53	Artesha Richardson	El Paso	13 May 17
ALB*	23.27	Klodiana Shala	Ohrid	17 Jun 12
ALG	23.38	Yasmina Azzizi	Brescia	16 May 92
AND	24.95	Cristina Llovera	Schaan	9 Jun 18
ANG	24.61	Adriana Alves	Lihoa	17 Jun 17
ANT	22.79	Joella Lloyd	Bloomington	26 May 22
ARG	22.94	Beatriz Allocco	La Paz	11 Nov 78
ARM	24.30	Gayane Chiloyan	Tbilisi	15 Jul 16
	24.30	Gayane Chiloyan	Tbilisi	16 Jul 16
ARU	25.20	Jelissa Nedd	Oranjestad	23 Jun 11
ASA	28.72	Tafailagi Niusulu	Apia	6 Jun 03
AUS	22.23	Melinda Gainsford-Taylor	Stuttgart	13 Jul 97
AUT‡	22.70	Karin Mayr	Linz	7 Jul 02
AZE	23.64	Zakiya Hasanova	Almaty	30 Jun 18
BAH	21.74	Shaunae Miller-Uibo	Zürich	29 Aug 19
BAN	24.97	Shirin Akter	Dhaka	31 Aug 19
BAR	22.61	Sada Williams	Bridgetown	18 Mar 16
BDI	26.50	Phydia Inamahoro	Durban	25 Jun 93
BEL	22.20	Kim Gevaert	Bruxelles	9 Jul 06
BEN	22.81	Fabiënne Féraez	Angers	16 Jul 05
BER	23.05	Debbie Jones	Los Angeles (W)	10 Jun 77
BHU	30.87	Sangay Wangmo	Nanjing	22 Aug 14
BIH	24.43	Dijana Kojić	Komotini	25 Jul 99
BIZ	22.98	Emma Wade	Gainesville	28 May 04
BLR	22.68	Natalya Safronnikova	Bremen	24 Jun 01
BOL	24.25	Leticia Arispe	Cochabamba	8 Aug 21
BOT	22.89	Amantle Montsho	Fukuroi	3 May 12
BRA	22.48	Ana Cláudia Silva	São Paulo	6 Aug 11
BRN	22.51	Salwa Eid Nasser	Stanford	30 Jun 19

COUNTRY	MARK	NAME	VENUE	DATE	COUNTRY	MARK	NAME	VENUE	DATE
BRU	25.22	Alinawati Ali Akbar	Kuala Lumpur	15 Sep 01	ITA	22.56	Libania Grenot	Tampa	27 May 16
BUL	22.01	Anelia Nuneva	Sofia	16 Aug 87	IVB	22.98	Tahesia Harrigan	Donnas	15 Jul 07
BUR	23.34	Sarah Tondé	Ouagadougou	24 Jul 05	JAM	21.53	Elaine Thompson-Herah	Tokyo	3 Aug 21
CAF	23.97	Emmanuelle Kogalama	Viry-Châtillon	21 Jun 98	JOR	24.64	Aliya Khattab Boshnak	Amman	22 Apr 18
CAM	25.05	Meas Kheng	Kuala Lumpur	14 Dec 71	JPN	22.88	Chisato Fukushima	Nagoya	26 Jun 16
CAN	22.50	Crystal Emmanuel	Cork	18 Jul 17	KAZ	22.66	Viktoriya Zyabkina	Almaty	26 Jun 16
CAY	22.39	Cydonie Mothersill	Nassau	10 Jul 05	KEN	23.37	Ruth Waithera	Los Angeles	8 Aug 84
CGO	23.04	Natacha Ngoye	Yaoundé	20 Jul 19		23.37	Maximila Imali	Nairobi	27 Apr 22
CHA	22.73	Kaltouma Nadjina	Edmonton	22 Jun 02	KGZ	23.08	Mariya Kulchunova	Erfurt	11 Sep 76
CHI	22.95	Isidora Jiménez	Toronto	23 Jul 15	KIR	27.24	Kaitinano Mwemweata	Apia	5 Sep 07
CHN	22.01	Li Xuemei	Shanghai	22 Oct 97	KOR	23.69	Kim Ha-Na	Daejeon	21 Oct 09
CIV	22.08	Marie Josée Ta Lou	London	11 Aug 17	KOS	24.61	Vijona Kryeziu	Tiranë	10 Jun 15
CMR	22.41	Myriam Léonie Mani	Kourou	21 May 00	KSA	27.86	Yasmeen Al-Dabbagh	AI-Kuwait	18 May 22
COD	24.26	Cynthia Bolingo	Oordegem	4 Jun 11	KUW	23.74	Madhawi Saad Al-Shammari	AI-Kuwait	18 May 22
COK	24.16	Patricia Taea	Port Vila	14 Dec 17	LAO	25.37	Silina Phaaphay	New Clark City	7 Dec 19
COL	22.85	Felipa Palacios	Armenia	20 Aug 05	LAT	22.49	Vineta Ikauniece	Tsakhkadzor	23 May 87
COM	24.08	Féta Ahamada	Porto Novo	30 Jun 12	LBA	26.76	Najla Aqdeir Ali Salem	Milano	4 Oct 15
CPV	24.92	Adriana Almeida	Abidjan	18 Apr 19	LBN	23.56	Gretta Taslakian	Al-Qâhira	24 Nov 07
CRC	23.70	Sharolyn Joseph	Toronto	23 Jul 15	LBR	23.14	Ebony Morrison	Miami	15 May 22
CRO	23.14	Jelica Pavličić	Sofia	3 Aug 74	LCA	22.46	Julien Alfred	Lubbock	14 May 22
CUB	22.68	Roxana Díaz	Salamanca	4 Jul 07	LES	24.73	Lineo Florence Shoai	Molepolole	15 Jun 02
CYP	22.61	Eleni Artymata	Barcelona	31 Jul 10	LIE	24.10	Yvonne Hasler	Zug	14 Aug 88
CZE	21.97	Jarmila Kratochvílová	Bratislava	6 Jun 81	LTU	22.99	Agnė Šerkšniėnė	Zofingen	14 Jul 18
DEN	22.81	Ida Kathrine Karstoft	Poznań	27 May 22	LUX	23.94	Patrizia van der Weken	La Chaux-de-Fonds	14 Aug 21
DJI	27.83	Hasna Idriss Goumanes	Djibouti	25 Mar 17	MAC	24.73	Loi Im Lan	Jakarta	28 Aug 18
DMA	23.58	Hermin Joseph	Raleigh	28 May 94	MAD	23.09	Rosa Rakotozafy	Pretoria	10 Apr 99
DOM	22.59	Marileidy Paulino	Savona	18 May 22	MAR	23.29	Nezha Bidouane	Rieti	30 Aug 98
ECU	22.84	Ángela Tenorio	Cuenca	31 May 15	MAS	23.37	Govindasamy Shanti	Fukuoka	22 Jul 98
EGY	22.78	Basant Hemida Mohamed Awad	Ostrava	15 May 22	MAW	23.51	Asimenye Simwaka	Yaoundé	20 Jun 21
ERI	27.49	Winta Berhane	Khartoum	11 May 10	MDA	23.54	Jana Burtasenkova	Rotterdam	13 Jun 93
ESA	24.91	Verónica Quijano	San Salvador	21 Oct 01	MDV	24.96	Afa Ismail	Río de Janeiro	15 Aug 16
ESP	22.38	Sandra Myers	Split	30 Aug 90	MEX	23.02	Cecilia Tamayo	Tampa	16 May 21
EST	23.05	Ksenija Balta	Arles	1 Jul 06	MGL	25.48	Jatansuren Otgonchimeg	Tokyo	29 Aug 91
ETH	23.84	Tegest Tamangnu Yuma	Addis Ababa	8 Mar 15	MHL	26.47	Mariana Cress	Burnsville	9 May 15
FIJ	23.22	Makelesi Batimala	Heusden	20 Jul 08	MKD	24.06	Vera Veljanovska	Sofia	3 Aug 74
FIN	22.39	Mona Lisa Pursiainen	Moskva	20 Aug 73	MLI	22.70	Kadiatou Camara	Addis Ababa	4 May 08
FRA	21.99	Marie-José Pérec	Lille	2 Jul 93	MLT	23.78	Charlotte Wingfield	San Marino	3 Jun 17
FSM	27.44	Angie Nedelec	Kolonia	24 Jul 02	MNE	24.88	Kristina Dubak	Smederevo	27 Jun 21
	27.44	Lihen Jones	Cairns	10 May 15	MNT	26.69	Jenalyn Weekes	Vieux-Fort	28 Feb 16
GAB	23.54	Ruddy Zang Milama	Nairobi	31 Jul 10	MON‡	26.65	Marie-Charlotte Gastaud	Nice	14 Jul 21
GAM	22.58	Gina Bass	Rabat	30 Aug 19	MOZ	23.86	Maria Mutola	Langenthal	20 Jul 94
GBR	21.88	Dina Asher-Smith	Doha	2 Oct 19	MRI	23.83	Jane Thondojee	Chapel Hill	14 Apr 94
GBS	25.69	Artimiza Sá	Lisboa	11 Jun 03	MTN	27.67	Badia Kamara	Doha	25 Apr 12
GEO	22.24	Maya Azarashvili	Kyiv	16 Aug 88	MYA	23.38	Kay Khine Lwin	Penang	24 Sep 05
GEQ‡	25.14	Teresa Mangué Eyene	Valladolid	20 Jul 14	NAM	21.78	Christine Mboma	Zürich	9 Sep 21
GER	21.71	Marita Koch	Karl-Marx-Stadt	10 Jun 79	NCA	24.93	Marisol B. García	Cd. de Guatemala	9 Jan 86
	21.71	Marita Koch	Potsdam	21 Jul 84	NED	21.63	Dafne Schippers	Beijing	28 Aug 15
	21.71	Heike Drechsler	Jena	29 Jun 86	NEP	25.00	Devi Maya Paneru	Kathmandu	28 Sep 99
	21.71	Heike Drechsler	Stuttgart	29 Aug 86	NFI	25.39	Tayanita Robertson	Suva	1 Jul 17
GHA	22.67	Janet Amponsah	Auburn	21 Apr 18	NGR	21.96	Favour Ofili	Gainesville	15 Apr 22
GIB	25.55	Sharon Mifsud	Mariehamn	27 Jun 91	NIG	22.21	Aminatou Seyni	Ostrava	31 May 22
GRE	22.67	Ekateríni Kóffa	Athína	16 Jun 96	NMI‡	24.82	Yvonne Bennett	Boise	26 Apr 13
GRN	22.67	Sherry Fletcher	Sacramento	9 Jun 07	NOR	23.11	Line Kloster	La Chaux-de-Fonds	14 Aug 21
GUA	23.98	Mariandré Chacón	Cali	3 Dec 21	NRU	25.50	Chrissa Lovelite Detenamo	Mata-Utu	6 Sep 13
GUI	24.40	Asta Dramé	Reims	15 Jul 12	NZL	22.90	Monique Williams	Berlin	20 Aug 09
GUM‡	24.73	Regine Tugade	Charlottesville	21 Apr 18	OMA	24.97	Mazoon Khalifan Al-Alaoui	Antalya	18 Apr 21
GUY	22.94	Brenessa Thompson	Columbia, SC	11 May 17	PAK	23.69	Najima Parveen	Kathmandu	4 Dec 19
HAI	23.06	Marlena Wesh	Charlottesville	21 Apr 12	PAN	23.42	Selena Arjona	Allendale	28 May 22
HKG	23.79	Wan Kin Yee	Xian	16 May 99	PAR	24.26	Xenia Hiebert	Asunción	8 Aug 21
HON	25.02	Heidy Palacios	Managua	16 Jun 12	PER	23.55	Carmela Bolívar	La Paz	11 Nov 78
HUN	23.06	Irén Orosz	Budapest	29 Jul 81	PHI	23.01	Kristina Knott	New Clark City	7 Dec 19
INA	23.76	Alfina Tehupeioriy	Cibinong	4 Aug 19	PLE	24.70	Hanna Barakat	Claremont	2 Jun 18
IND	22.82	Saraswati Saha	Ludhiana	28 Aug 02	PLW	26.18	Ngerak Florencio	Hamilton	12 Nov 05
IRI	23.46	Maryam Toosi	Almaty	1 Jul 12	PNG	23.13	Toea Wisil	Canberra	12 Mar 17
IRL	22.59	Rahsidat Adeleke	College Station	2 Apr 22	POL	22.13	Ewa Kasprzyk	Moskva	8 Jul 86
IRQ	22.51	Dana Abdulrazak	Radès	20 Jun 21	POR	22.64	Lorène Dorcas Bazolo	La Chaux-de-Fonds	14 Aug 21
ISL	23.45	Gudbjörg Jóna Bjarnadóttir	Selfoss	16 Jun 19	PRK	25.10	Kim Chun Hwa	Pyongyang	17 Oct 91
ISR	23.15	Irina Lenskiy	Beograd	23 Jun 02	PUR	22.23	Carol Rodríguez	Provo	27 May 06
ISV	22.46	LaVerne Jones-Ferrette	Hengelo	1 Jun 09	PYF	24.60	Albertine An	Colombes	8 Jul 87

COUNTRY	MARK	NAME	VENUE	DATE	COUNTRY	MARK	NAME	VENUE	DATE
QAT	26.28	Mariam Mamdouh Ferid	Doha	2 Mar 16	400 Metres				
ROU	22.35	Ionela Tirlea	Doha	13 May 99	AFG‡	72.72	Yalda Amini	Sipoo	13 Jun 18
RSA	22.06	Evette de Klerk	Pietersburg	8 Apr 89	AIA	55.41	Artesha Richardson	El Paso	13 May 17
RUS	21.87	Irina Privalova	Monaco	25 Jul 95	ALB	52.86	Klodiana Shala	Göteborg	8 Aug 06
RWA	26.76	Sophie Kanakuzé	Nairobi	31 Jul 10	ALG	52.98	Zahra Bouras	Rehlingen	1 Jun 09
SAM	24.99	Talava Tavui	Stanford	31 Mar 06	AND‡	58.65	Carlota Malaga	Mollet del Vallès	21 May 21
SEN	22.64	Aïda Diop	Cd. de México	1 Jul 00	ANG	55.34	Guilhermina Cruz	Stuttgart	15 Aug 93
SEY	24.67	Joanna Hoareau	Johannesburg	17 Sep 99	ANT	52.49	Afia Charles	Houston	12 May 13
SGP	23.52	Shanti Veronica Pereira	Hanoi	14 May 22	ARG	52.50	Olga Conte	Buenos Aires	22 Mar 97
SKN	22.68	Virgil Hodge	Des Moines	25 May 07	ARM	53.48	Amaliya Sharoyan	Sochi	28 May 15
SLE	23.27	Maggie Barrie	Columbus, OH	21 Apr 18	ARU	57.78	Jelissa Nedd	Willemstad	8 Jul 11
SLO	22.72	Merlene Ottey	Athína	23 Aug 04	ASA	61.62	Jordan Mageo	San Diego	19 Apr 12
SMR	24.81	Alessandra Gasparelli	Forli	15 May 22	AUS	48.63	Cathy Freeman	Atlanta	29 Jul 96
SOL	26.35	Liza Flory	Pune	15 Oct 08	AUT	50.62	Karoline Käfer	Klagenfurt	18 Jun 77
SOM	28.43	Fowizia Ibrahim Jilalow	Athína	18 Jul 86	AZE	55.97	Shafa Mammadova	Baku	21 Jun 15
SRB	23.28	Marina Filipović	Bari	17 Jun 97	BAH	48.36	Shaunae Miller-Uibo	Tokyo	6 Aug 21
SRI	22.28	Susanthika Jayasinghe	Sydney	28 Sep 00	BAN	55.46	Nazmun Nahar Beauty	Islamabad	5 Apr 04
SSD	23.99	Lucia Moris William	Nairobi	27 Apr 22	BAR	50.11	Sada Williams	Tokyo	4 Aug 21
STP	24.01	Gorete Semedo	Cruz Quebrada	17 Apr 21	BDI	53.48	Francine Niyonsaba	Eugene	4 May 18
SUD	23.75	Nawal El Jack	Khartoum	21 May 09	BEL	50.29	Cynthia Bolingo	Tomblaine	5 Jul 21
SUI	22.26	Mujinga Kambundji	Basel	24 Aug 19	BEN	51.47	Fabiënne Féraez	Roma	14 Jul 06
	22.26	Mujinga Kambundji	Tokyo	2 Aug 21	BER	52.32	Caitlyn Bobb	Bloomington	26 May 22
	22.26	Mujinga Kambundji	Tokyo	2 Aug 21	BHU	67.1	Pratiksha Pradhan	Thimphu	10 Jul 19
SUR	23.47	Kirsten Nieuwendam	State College	4 May 12	BIH	54.28	Dijana Kojić	Komotini	24 Jul 99
SVK	23.06	Lucia Ivanová	Praha	31 May 03	BIZ	53.19	Samantha Dirks	Irvine	30 Apr 16
SWE	22.82	Linda Haglund	Sittard	1 Jul 79	BLR	50.31	Ilona Usovich	Osaka	27 Aug 07
SWZ	23.47	Phumlile Ndzinisa	Brazzaville	16 Sep 15	BOL	53.90	Cecilia Gómez	Cochabamba	18 Apr 21
SYR	23.78	Ghada Shouaa	Götzis	25 May 96	BOT	49.33	Amantle Montsho	Monaco	19 Jul 13
TAN	23.92	Nzaeli Kyomo	Dakar	2 Aug 79	BRA	50.62	Maria Figueiredo	Rovereto	21 Aug 90
TGA	24.51	Latai Sikuvea	Cairns	11 Dec 04	BRN	48.14	Salwa Eid Nasser	Doha	3 Oct 19
THA	23.30	Supavadee Khawpeak	Kuala Lumpur	15 Sep 01	BRU	59.20	Maziah binti Mahusin	Bandar Labuan	8 Dec 14
TJK	22.72	Gulsumbi Sharifova	Tashkent	15 May 21	BUL	49.53	Vanya Stambolova	Rieti	27 Aug 06
TKM	23.70	Alyona Litvinova	Almaty	8 Jun 08	BUR	53.81	Aïssata Soulama	Bamako	6 Apr 05
TKS	23.48	Yanique Haye-Smith	Baltimore	20 Apr 19	CAF	54.61	Emmanuëlle Kogalama	St. Étienne	30 Jun 01
TLS	28.30	Jesalina de Jesus Guterres	Darwin	20 May 01	CAM	60.91	Seyha Ben	Kuala Lumpur	22 Jul 18
TOG‡	24.37	Judith Koumédzina Akouvi	Porto Novo	16/17 Jul 21	CAN	49.91	Marita Payne	Los Angeles	6 Aug 84
TPE	22.56	Wang Hui-Chen	Yilain	30 Oct 92		49.91	Jillian Richardson	Seoul	25 Sep 88
TTO	22.25	Michelle-Lee Ahye	Río de Janeiro	16 Aug 16	CAY	52.17	Shalya Wray	Lubbock	14 May 22
TUN	23.95	Awatef Benhassine	Ninove	27 Jul 02	CGO	54.13	Natacha Ngoye Akamabi	Brazzaville	26 Jul 14
TUR	22.71	Nora Güner	Izmir	12 May 02	CHA	50.38	Kaltouma Nadjina	Edmonton	6 Aug 01
TUV	28.75	Asenate Manoa	Nikao	25 Sep 09	CHI	52.35	Martina Weil	Cali	2 Dec 21
UAE	27.38	Buthaina Jassem Al-Suwaidi	Al-Kuwait	29 Oct 19	CHN	49.81	Ma Yuqin	Beijing	11 Sep 93
UGA	23.43	Shida Leni	Kampala	27 Jul 19	CIV	52.04	Célestine N'Drin	Seoul	24 Sep 88
UKR	22.17	Zhanna Pintusevich	Monachil	9 Jul 97	CMR	50.69	Mireille Nguimgo	La Chaux-de-Fonds	13 Aug 00
URU	23.78	Claudia Acerenza	Cd. de México	23 Jul 88	COD	54.88	Maria Bangala	Nashville	30 Apr 22
USA	21.34	Florence Griffith Joyner	Seoul	29 Sep 88	COK	61.65	Attina Sawtell	Apia	13 Sep 83
UZB	22.27	Elvira Barbashina	Moskva	8 Jul 86	COL	49.64	Ximena Restrepo	Barcelona	5 Aug 92
VAN	24.85	Mary Estelle Kapalu	Pirae	22 Aug 95	COM	55.91	Salhate Djamalidine	Radès	28 Jun 03
VEN	22.53	Nercely Soto	Caracas	12 May 12	CPV	54.50	Vera Barbosa	Osaka	9 May 09
VIE	23.27	Vu Thi Huong	Da Nang	29 Dec 10	CRC	52.57	Zoila Rosa Stewart	Ponce	25 Nov 93
VIN	22.80	Natasha Mayers	Baton Rouge	29 May 02	CRO	50.78	Danijela Grgić	Beijing	17 Aug 06
YEM	27.53	Fatima Suleiman Al-Dahman	Al-Qâhira	24 Nov 07	CUB	49.61	Ana Quirot	La Habana	5 Aug 91
ZAM	22.65	Rhodah Njobvu	Gaborone	12 Jun 21	CYP	50.80	Eleni Artymata	Tokyo	4 Aug 21
ZIM	23.23	Winnet Dube	Pretoria	4 Apr 03	CZE	47.99	Jarmila Kratochvílová	Helsinki	10 Aug 83
					DEN‡	52.84	Rikke Rønholt	Århus	6 Jul 06
					DJI	59.79	Mariam Isman Waïss	Djibouti	15 Mar 19
					DMA	53.40	Dawn Williams	Jonesboro	13 Apr 96
					DOM	49.20	Marileidy Paulino	Tokyo	6 Aug 21
					ECU	53.15	Lucy Jaramillo	Cuenca	31 May 12
					EGY	52.84	Basant Hemida Mohamed Awad	Al-Qâhira	25 Dec 21
					ERI	54.99	Nazret Weldu	Khartoum	24 May 07
					ESA	54.72	Verónica Quijano	Cd. de Guatemala	29 Nov 01
					ESP	49.67	Sandra Myers	Oslo	6 Jul 91
					EST	51.91	Egle Uljas	Athína	21 Aug 04
					ETH	52.09	Fantu Magiso	Gaborone	13 May 11
					FIJ	51.89	Makelesi Bulikiobo	Brisbane	26 Jun 04
					FIN	50.14	Riitta Salin	Roma	4 Sep 74
					FRA	48.25	Marie-José Pérec	Atlanta	29 Jul 96

Superior (or identical) indoor bests not ratified by federation as outright records (‡)

AUT	22.70	Karin Mayr	Wien	2 Mar 02
GEQ	24.73	Teresa Mangué Eyene	Antequera	13 Feb 16
GUM	24.46	Regine Tugade	Boston	24 Feb 19
MON	26.34	Charlotte Afriat	Miramás	12 Jan 20
NMI	24.69	Yvonne Bennett	Nampa	8 Feb 13
TOG	24.34	Sandrine Thiébaud-Kangni	Reims	15 Feb 03

Notes (*)

ALB 23.27 Shala with doubtful timing, alternative best – 23.55 Shala Göteborg 10 Aug 06

COUNTRY	MARK	NAME	VENUE	DATE	COUNTRY	MARK	NAME	VENUE	DATE
FSM	63.58	Emiko Leit	Abay	17 Jul 18	MTN	69.6	Khoury Keïta	Nouakchott	8 May 08
GAB	56.73	Marlyse N'Sourou Menene	Avellino	13 Jun 07	MYA	52.69	Yin Yin Khine	Manila	29 Nov 05
GAM	54.98	Binta Jallow	Abidjan	17 Apr 19	NAM*	49.22	Christine Mboma	Windhoek	17 Apr 21
GBR	49.41	Christine Ohuruogu	Moskva	12 Aug 13	NCA	55.18	Ingrid Narváez	Tegucigalpa	2 Jul 17
GBS	57.02	Artimiza Sá	Guarda	5 Jul 03	NED‡	50.37	Femke Bol	Cluj-Napoca	19 Jun 21
GEO	52.13	Maya Azarashvili	Leningrad	11 Jun 88	NEP	59.57	Tulasa Khatri	Wuhan	22 Oct 19
GEQ	56.37	Frida Pilar Ondo Mbang	Madrid	20 Jul 03	NFI	62.54	April Quintal	Suva	1 Sep 79
GER	47.60	Marita Koch	Canberra	6 Oct 85	NGR	49.10	Faililat Ogunkoya	Atlanta	29 Jul 96
GHA	51.82	Akua Obeng-Akrofi	Tampa	25 May 18	NIG	49.19	Amina Seyni	Lausanne	5 Jul 19
GIB	57.66	Sharon Mifsud	Mariehamn	25 Jun 91	NMI	56.24	Yvonne Bennett	Ogden	13 Apr 13
GRE	50.45	María Belibasáki	Berlin	11 Aug 18	NOR	51.64	Amalie H. Iuel	Zürich	9 Sep 21
GRN	50.64	Hazel-Ann Regis	Oxford, MS	16 May 04	NRU	66.80	Trudy Duburiya	Koror	6 Aug 98
GUA	55.64	Patricia Meigham	Los Angeles	4 Aug 84	NZL	51.60	Kim Robertson	Christchurch	19 Jan 80
GUI	54.50	Asta Dramé	Aix-les-Bains	20 May 12	OMA	60.83	Hena Juma Al-Qasimi	Baku	18 May 17
GUM	57.89	Regine Tugade	Dededo	6 May 16	PAK	53.63	Najima Parveen	Peshawar	11 Nov 19
GUY	50.71	Aliann Pompey	Berlin	16 Aug 09	PAN	52.43	Gianna Woodruff	Waco	23 Apr 22
HAI	51.23	Marlena Wesh	Irapuato	7 Jul 12	PAR	56.62	Ana Camila Pirelli	Asunción	2 Mar 19
HKG	55.03	Wan Kin Yee	Zhuhai	20 Mar 99	PER	53.86	Maitte Torres	Cuenca	20 May 17
HON	55.24	Heidy Palacios	Managua	17 Jun 12	PHI	53.81	Kayla Richardson	Torrance	14 Apr 17
HUN	51.50	Ilona Pál	Budapest	11 Aug 80	PLE	58.08	Hanna Barakat	Norwalk	20 May 17
INA	53.22	Sri Mayasari	Timika	12 Oct 21	PLW	59.31	Christina Wicker	Oak Harbor	13 May 11
IND	50.79	Hima Das	Jakarta	26 Aug 18	PNG	53.19	Toea Wisil	Gold Coast	14 Aug 10
IRI	52.95	Maryam Toosi	Bangkok	8 May 12	POL	49.28	Irena Szewińska	Montréal	29 Jul 76
IRL	50.70	Rhasidat Adeleke	Lubbock	15 May 22	POR	50.59	Cátia Azevedo	Huelva	3 Jun 21
IRQ	53.44	Kolestane Mahmoud Ileso	Guangzhou	21 Nov 10	PRK	56.23	Chi Jong Ok	Pyongyang	15 Oct 91
ISL	52.83	Gudrún Arnardóttir	London	17 Aug 97	PUR	51.39	Carol Rodríguez	Los Angeles (W)	3 May 08
ISR	52.06	Anna Tkach	Paris (St. Denis)	24 Aug 03		51.39	Carol Rodríguez	Des Moines	14 Jun 08
ISV	51.47	LaVerne Jones	Lawrence	21 Apr 07	PYF	56.35	Takina Hereiti Bernardino	Apia	17 Jul 19
ITA	50.30	Libania Grenot	Pescara	2 Jul 09	QAT	61.88	Kenza Aloui Al-Sousi	Doha	21 Apr 19
IVB	51.63	Ashley Kelly	Miami	8 Jul 17	ROU	49.88	Ionela Tîrlea	Palma de Mallorca	12 Jul 99
JAM	49.30	Lorraine Fenton	Monaco	19 Jul 02	RSA	49.62	Caster Semenya	Ostrava	8 Sep 18
JOR	55.38	Aliya Khattab Boshnak	Nairobi	12 Jul 17	RUS	49.11	Olga Nazarova	Seoul	25 Sep 88
JPN	51.75	Asami Tanno	Fukuroi	3 May 08	RWA	58.26	Épiphanie Uwintije	Alger	18 Jul 07
KAZ	50.68	Tatyana Roslanova	Almaty	5 Jun 04	SAM	56.32	Kim Peterson	Auckland	10 Feb 90
KEN	51.09	Hellen Syombua	Nairobi	22 Jun 19	SEN	49.86	Ami Mbacké Thiam	Edmonton	7 Aug 01
KGZ	51.80	Mariya Kulchunova	Kyiv	24 Jun 76	SEY	57.05	Mirenda Francourt	LaGrange	4 Apr 93
KIR	67.01	Kaingaue David	Cairns	23 Sep 10	SGP	54.18	Dipna Lim Prasad	Kuala Lumpur	24 Aug 17
KOR	53.67	Lee Yun-Kyung	Taebaek	12 Aug 03	SKN	50.83	Tiandra Ponteen	Sacramento	11 Jun 05
KOS	54.30	Vijona Kryeziu	Río de Janeiro	13 Aug 16	SLE	51.36	Maggie Barrie	Bloomington	13 May 18
KSA	66.33	Dana Salah Al-Shehri	Jakarta	25 Aug 18	SLO	51.22	Anita Horvat	Monaco	20 Jul 18
KUW	57.00	Madhawi Saad Al-Shammari	Al-Kuwait	27 Oct 19	SMR	58.80	Beatrice Berti	Forli	26 May 18
LAO	60.42	Boudsady Vongdala	Oudomxay	15 Dec 14	SOL	58.88	Samantha Rofo	Suva	7 Jul 16
LAT	50.71	Vineta Ikauniece	Moskva	4 Sep 88	SOM	64.89	Jamad Ismail Abdi	Nairobi	7 Aug 87
LBA	56.89	Najla Aqdeir Ali Salem	Lodi	21 May 16	SRB	51.89	Tamara Salaški	Stara Zagora	9 Jun 16
LBN	53.43	Gretta Taslakian	Pune	4 Jul 13	SRI	51.05	Damayanthi Dharsha	Jakarta	30 Aug 00
LBR	51.55	Kia Davis	Ponce	17 May 08	SSD	61.19	Rose Ihisa Uwaro	Nairobi	28 May 21
LCA	52.21	Vernetta Lesforis	Bridgetown	25 Jun 99	STP	53.48	Gorete Semedo	Huelva	25 May 22
LES	54.91	Mamakoli Senauouane	Manzini	3 May 19	SUD	51.19	Nawal El Jack	Marrakech	15 Jul 05
LIE	54.47	Maria Ritter	Zürich	20 Aug 78	SUI	50.52	Léa Sprunger	La Chaux-de-Fonds	1 Jul 18
LTU	50.49	Modesta Morauskaitė	Huelva	25 May 22	SUR	52.01	Letitia Vriesde	Papendal	12 Jul 97
LUX	54.05	Frédérique Hansen	Rieti	18 Jul 13	SVK	51.98	Jozefína Čerchlanová	Edinburgh	27 Jul 74
MAC	57.07	Leong Ka Man	Incheon	27 Sep 14	SWE	51.13	Moa Hjelm	Helsinki	29 Jun 12
MAD	52.05	Ony Paule Ratsimbazafy	Paris	19 Jul 98	SWZ	53.02	Phumlile Ndzinisa	Brazzaville	14 Sep 15
MAR	51.67	Nezha Bidouane	Berlin	1 Sep 98	SYR	53.55	Ghofrane Al-Mohamed	Alger	10 Sep 06
MAS	52.56	Rabia Abdul Salam	Manila	3 Dec 93	TAN	54.99	Leticia Athanas	Nairobi	7 Aug 87
MAW	52.57	Asimanye Simwaka	Yaoundé	19 Jun 21	TGA	57.98	Vasa Tulahe	Sydney	30 Jan 94
MDA	52.00	Oleseá Cojuhari	Bucureşti	15 Jun 12	THA	52.60	Noodang Phimpoo	Singapore	14 Jun 93
MDV	58.90	Aishath Himna Hassan	Nairobi	18 Aug 21	TJK	52.70	Gulsumbi Sharifova	Almaty	7 Jul 19
MEX	48.89	Ana Guevara	Paris (St. Denis)	27 Aug 03	TKM	52.10	Alyona Petrova	Almaty	24 Jun 01
MGL	57.53	Batgerel Munguntuya	Beijing	22 May 08	TKS	52.50	Yanique Haye-Smith	Greensboro	10 Apr 21
MHL	58.96	Haley Nemra	Cairns	28 Jun 12	TLS	59.48	Odete Belo	Jakarta	15 Sep 96
MKD	53.77	Elizabeta Božinovska	Nova Gorica	14 Jun 83	TOG	52.50	Sandrine Thiébaud-Kangni	Paris (St. Denis)	24 Aug 03
MLI	52.16	Djénébou Danté	Marseille	16 Jul 17	TPE	52.74	Chi Cheng	Stockholm	29 Jul 70
MLT	54.06	Janet Richard	Marsa	20 Aug 20	TTO	51.83	Janeil Bellille	Port-of-Spain	21 Jun 14
MNE	56.47	Danijela Srdanović	Beograd	4 Jul 92	TUN	52.22	Awatef Benhassine	Radès	8 Aug 02
MNT	61.80	Jenalnyn Weekes	Vieux-Fort	28 Feb 16	TUR	52.15	Birseng Engin	Ankara	30 Jul 11
MON	60.58	Marie-Cécile Rivetta	Nicosia	20 May 89	TUV	71.71	Asenate Manoa	Mata-Utu	4 Sep 13
MOZ	51.37	Maria Mutola	Monaco	2 Aug 94	UAE	58.07	Bethlem Desalegn	Manama	8 Mar 13
MRI	54.62	Sandra Govinden	Belle Vue	25 Jun 92	UGA	51.47	Shida Leni	Kampala	26 Jul 19

COUNTRY	MARK	NAME	VENUE	DATE	COUNTRY	MARK	NAME	VENUE	DATE
UKR	48.27	Olga Vlyadykina	Canberra	6 Oct 85	CPV	2:05.76	Carla Mendes	Barcelona	17 Jul 19
URU	52.53	Déborah Rodríguez	Montevideo	3 Oct 14	CRC	2:05.98	Maureen Stewart	San Juan	5 Jun 88
USA	48.70	Sanya Richards	Athína	16 Sep 06	CRO	1:56.51	Slobodanka Čolović	Beograd	17 Jun 87
UZB	50.52	Marina Shmonina	Kyiv	6 Jul 90	CUB	1:54.44	Ana Quirot	Barcelona	9 Sep 89
VAN	53.92	Mary Estelle Kapalu	Göteborg	5 Aug 95	CYP	2:01.77	Natalia Evangelidou	Gold Coast	12 Apr 18
VEN	51.94	Nercely Soto	Trujillo	26 Nov 13	CZE	1:53.28	Jarmila Kratochvílová	München	26 Jul 83
VIE	51.83	Nguyen Thi Tinh	Hanoi	8 Dec 03	DEN	2:00.97	Karen Gydesen	Helsinki	29 Jun 94
VIN	51.23	Kineke Alexander	San Marcos	26 Apr 14	DJI	2:05.12	Souhra Ali Mohamed	Rabat	26 Aug 19
YEM	65.22	Fatima Suleiman Al-Dahman	Amman	10 Oct 08	DMA	1:59.06	Dawn Williams	Atlanta	27 Jul 96
ZAM	50.22	Mupopo Kabange	Brazzaville	15 Sep 15	DOM	2:03.61	Alexis Panisse	Jacksonville	30 May 14
ZIM	53.09	Larissa Bakasa	College Station	29 May 04	ECU	2:04.00	Andrea Calderón	Santa Marta	23 Nov 17

Superior indoor bests not ratified by federation as outright records (‡)

AFG	72.16	Yalda Amini	Lahti	11 Feb 18
AND	58.38	Duna Viñals	Sabadell	19 Feb 22
DEN	52.59	Sara Slott Petersen	Växjö	13 Feb 16
NED	50.30	Femke Bol	Apeldoorn	27 Feb 22

Note (*)

NAM – 48.54 Christine Mboma Bydgoszcz 30 Jun 21 – irregular

800 Metres

AFG	2:38.28	Mehrangiz Bijanpoor	Oslo	19 Aug 07	GBR	1:55.88	Keely Hodgkinson	Tokyo	3 Aug 21
AIA	2:19.72	Jonicia Richardson	Fort-de-France	21 Apr 14	GBS	2:13.59	Anhel Alberta Capé	Braga	16 Jul 00
ALB	2:01.31	Luiza Gega	Tbilisi	21 Jun 14	GEO	2:05.8	Yelena Shapovalova	Tbilisi	12 May 83
ALG	1:58.72	Hassiba Boulmerka	Roma	17 Jul 91	GEQ	2:15.72	Emilia Mikue Ondo	Osaka	25 Aug 07
AND	2:13.04	Natália Gallego	Castres	11 Aug 07	GER	1:55.26	Sigrun Wodars	Roma	31 Aug 87
ANG	2:06.53	Lílian Silva	Luso	15 Jun 06	GHA	1:59.60	Akosua Serwah	Roma	2 Jul 04
ANT	2:06.36	Charmaine Thomas	Bloomington	13 May 95	GIB	2:15.56	Kim Baglietto	Mariehamn	3 Jul 09
ARG	2:02.88	Marta Orellána	Mar del Plata	24 Mar 95	GRE	1:59.79	María Papadopoulou	Athína	14 Jun 05
ARM	2:04.0	Tsovik Grigorian	Tbilisi	15 Oct 87	GRN	1:59.60	Neisha Bernard-Thomas	Kingston	1 May 10
ARU	2:21.54	Vera-Elise Bakmeyer	Rosario	7 May 22	GUA	2:08.7	Ana Lucía Hurtado	Cd. de Guatemala	17 May 01
ASA	2:39.11	Paula Stevenson	Nouméa	10 Dec 87	GUI	2:14.97	Aïssata Bangoura	Casablanca	13 Jul 89
AUS	1:58.09	Catriona Bisset	Chorzów	20 Jun 21	GUM	2:18.53	Amy Atkinson	London	8 Aug 12
AUT‡	1:56.64	Stephanie Graf	Sydney	25 Sep 00	GUY	1:59.47	Marian Burnett	Stanford	31 May 04
AZE	2:02.50	Anastasiya Komarova	Baku	22 Jun 15	HAI	2:04.26	Ginou Étienne	Greensboro	27 May 06
BAH	2:04.82	Vernetta Rolle	Atlanta	23 May 98	HKG	2:11.92	Li Yin Yee	Hongkong	3 Nov 96
BAN	2:13.3	Sharmila Ray Chakma	Dhaka	22 Dec 85	HON	2:22.4	Olga M. Zepeda	San José/CRC	22 Jul 89
BAR	2:02.23	Sade Sealy	Lima	7 Aug 19	HUN	1:59.46	Judit Varga	Ostrava	12 Jun 03
BDI	1:55.47	Francine Niyonsaba	Monaco	21 Jul 17	INA	2:06.11	Esther Sumah	Singapore	16 Jun 93
BEL	1:58.31	Sandra Stals	Hechtel	1 Aug 98	IND	1:59.17	Tintu Luka	Split	4 Sep 10
BEN	1:59.12	Noëlie Yarigo	Río de Janeiro	17 Aug 16	IRI‡	2:11.50	Taktam Dastarbandan	Doha	21 Apr 19
BER	2:04.40	Tamika Williams	Stanford	30 Apr 04	IRL	1:59.42	Louise Shanahan	Belfast	14 May 22
BHU	2:37.40	Chimi Wangmo	Colombo	6 May 18	IRQ	2:04.92	Eiman Sabeeh Hussain	Casablanca	5 Aug 85
BIH	2:03.02	Biba Kajan	Zagreb	22 Jun 85	ISL	2:00.05	Aníta Hinriksdóttir	Oslo	15 Jun 17
BIZ	2:05.33	Sharette García	Irvine	25 Apr 92	ISR	2:04.05	Edna Lankri	La Chaux-de-Fonds	8 Aug 93
BLR	1:56.1	Ravilya Agletdinova	Podolsk	21 Aug 82	ISV	2:08.43	Ninfa Barnard	Atlanta	11 May 13
BOL	2:03.98	Niusha Mansilla	Ámbato	15 Sep 01	ITA	1:57.66	Gabriella Dorio	Pisa	5 Jul 80
BOT	2:05.32	Tshotlego Morama	Germiston	9 Jun 02	IVB	2:06.64	Samantha John	Port-of-Spain	2 Aug 09
BRA	1:58.27	Luciana Paula Mendes	Hechtel	30 Jul 94	JAM	1:56.15	Natoya Goule	Monaco	20 Jul 18
BRN	1:57.80	Maryam Jamal	Zürich	29 Aug 08	JOR	2:10.01	Tamara Armoush	Oxford	23 Jul 16
BRU	2:26.12	Shana Marie Mobo Holmes	B. S. Begawan	25 Nov 15	JPN	2:00.45	Miho Sugimori	Tokyo	5 Jun 05
BUL	1:55.42	Nikolina Shtereva	Montréal	26 Jul 76	KAZ	1:56.0	Valentina Gerasimova	Kyiv	12 Jun 76
BUR	2:13.30	Honorine Yaméogo	Ouagadougou	20 Jul 03	KEN	1:54.01	Pamela Jelimo	Zürich	29 Aug 08
CAF	2:11.70	Victoire Elisabeth Mandaba	Río de Janeiro	17 Aug 16	KGZ	1:58.85	Lyudmila Derevyankina	Kyiv	30 Jul 88
CAM	2:17.86	Sem Sophalnara	Moskva	7 Jun 87	KIR*	2:38.3	Ruute Keakea	Bairiki	9 Jul 99
CAN	1:57.01	Melissa Bishop	Monaco	21 Jul 17	KOR	2:04.12	Huh Yeon-Jung	Kawasaki	19 Sep 10
CAY	2:10.4	Tiffany Cole	George Town	17 Feb 18	KOS‡	2:09.63	Gresa Bakraqi	Slovenska Bistrica	28 May 22
CGO	2:04.08	Léontine Tsiba	Sydney	22 Sep 00	KSA	2:39.41	Miznah Al-Nassar	Baku	16 May 17
CHA	2:11.15	Kaltouma Nadjina	Walnut	15 Apr 00	KUW	2:08.91	Dana Yousef Al-Nasrallah	Windsor, ON	21 May 16
CHI	2:00.20	Alejandra Ramos	Jerez	3 Sep 90	LAO	2:13.16	Lodkeo Inthakoumman	Ubon Ratchathani	17 Jan 19
CHN	1:55.54	Liu Dong	Beijing	9 Sep 93	LAT	1:58.64	Marita Årente	Moskva	19 Jul 84
CIV	2:02.99	Célestine N'Drin	Durham	30 May 90	LBA	2:08.12	Najla Aqdeir Ali Salem	Pavia	8 May 16
CMR	2:03.9	Stéphanie Zanga	Yaoundé	9 Jun 01	LBN	2:11.49	Sara Traboulsi	Beyrouth	25 Jul 13
COD	2:06.17	Noëilly Bibiche Mankatu	Paris (St. Denis)	23 Jul 04	LBR	2:01.89	Fatimoh Muhammed	Sacramento	9 Jun 07
COK	2:17.06	Attina Sawtell	Avarua	3 Aug 85	LCA	2:06.30	Augustina Charles	Bridgetown	26 Jun 99
COL	1:59.38	Rosibel García	Beijing	16 Aug 08	LES	2:05.04	Tsepang Sello	Stellenbosch	6 Apr 19
COM	2:10.53	Salhate Djamalidine	Montgeron	14 May 06	LIE	2:02.82	Maria Ritter	Koblentz	27 Aug 80

COUNTRY	MARK	NAME	VENUE	DATE	COUNTRY	MARK	NAME	VENUE	DATE
LTU	1:56.7	Dalia Matusėvičienė	Kyiv	25 Jun 88	SVK	1:58.37	Gabriela Sedláková	Berlin	21 Aug 87
LUX	2:00.35	Charline Mathias	Heusden	21 Jul 18	SWE	1:58.77	Lovisa Lindh	Lausanne	6 Jul 17
MAC	2:19.82	Liang Chia Wen	Tianjin	15 Sep 12	SWZ	2:11.48	Bongiwe Mndzebele	Germiston	9 Jun 02
MAD	2:02.87	Fanjanteino Félix	Albertville	10 Jul 08	SYR	2:10.3	Hala el Moughrabi	Damascus	25 Jun 87
MAR	1:56.43	Hasna Benhassi	Athina	23 Aug 04	TAN	1:59.58	Lwiza John	Yokohama	9 Sep 00
MAS	2:07.44	Josephine Mary Singarayar	Seoul	30 Sep 86	TGA	2:14.07	Vasa Tulahe	Pirae	22 Aug 95
MAW	2:09.16	Gertrude Banda	Abuja	14 Oct 03	THA	2:03.46	Sasithorn Chantanuhong	Jakarta	26 Sep 85
MDA	1:59.3	Lyubov Ivanova	Podolsk	12 Aug 78	TJK	2:01.8	Alla Libutina	Tashkent	30 May 82
MDV	2:28.00	Aishath Reesha	Berlin	16 Aug 09	TKM	2:06.84	Svetlana Sots	Donetsk	7 Sep 84
MEX	2:00.92	Luisa Mariela Real	Portland	29 May 21	TKS	2:15.27	Rebecca Bernadin	Prairie View	6 May 22
MGL	2:10.5	Chuluunkhuu Shinetsetseg	Ulan Ude	4/5 Jul 09	TLS	2:08.07	Jeseltina	Bali	26 Jan 91
MHL	2:13.83	Haley Nemra	Pasco	23 May 08	TOG	2:07.29	Sandrine Thiébaud-Kangni	Tomblaine	21 Jul 06
MKD	2:09.8	Elizabeta Božinovska	Skopje	17 May 81	TPE	2:04.74	Li Ya-Hui	Fukuoka	21 Jul 98
MLI	2:05.38	Matata Sanogo	Paris (St. Denis)	8 Jul 06	TTO	2:01.81	Alena Brooks	Gold Coast	12 Apr 18
MLT	1:59.56	Tanya Blake	Eugene	24 May 03	TUN	2:00.70	Abir Nakhli	Namur	26 Jul 02
MNE	2:10.34	Slađana Perunović	Berane	11 Jul 12	TUR	2:00.23	Merve Aydin	Minsk	12 Jun 12
MNT	2:31.5	Estelle Furlonge	Road Town	5 Jul 92	TUV	2:43.4	Milineta Lepeni	Suva	8/9 Jul 05
MON	2:23.17	Marie-Cécile Rivetta	Nicosia	18 May 89	UAE	2:06.81	Bethlem Desalegn	Sollentuna	5 Aug 13
MOZ	1:55.19	Maria Mutola	Zürich	17 Aug 94	UGA	1:58.03	Halimah Nakaayi	Monaco	9 Jul 21
MRI	2:03.62	Sheila Seebaluck	Sarreguemines	2 Jul 88	UKR	1:53.43	Nadezhda Olizarenko	Moskva	27 Jul 80
MTN	2:27.97	Aïchetou Bilal Fall	London	8 Aug 12	URU	2:00.20	Déborah Rodríguez	Genève	12 Jun 21
MYA	2:01.8	Myint Myint Aye	Yangon	13 Feb 05	USA	1:55.04	Athing Mu	Eugene	21 Aug 21
NAM	1:59.15	Agnes Samaria	Manchester	29 Jul 02	UZB	1:56.21	Zamira Zaytseva	Leningrad	27 Jul 83
NCA	2:07.1	Xiomara Larios	Santiago/CUB	6 Jun 80	VAN	2:13.69	Mary Estelle Kapalu	Pirae	22 Aug 95
NED	1:55.54	Ellen van Langen	Barcelona	3 Aug 92	VEN	2:04.93	Yenny Mejias	Cali	24 Jul 05
NEP	2:11.05	Raj Kumari Pandey	Islamabad	23 Oct 89	VIE	2:00.91	Truong Thanh Hang	Guangzhou	25 Nov 10
NFI	2:26.0	Naomi Gillett	Middlegate	10 Oct 92	VIN‡	2:02.54	Shafiqua Maloney	Gainesville	17 Apr 21
NGR	2:02.04	Grace Ebor	Abuja	15 Oct 03	YEM	2:36.28	Sally Ahmad Hanif	Aleppo	23 Jul 09
NIG	2:12.8	Ramatoulaye Moumouni	Grasse	11 Jul 80	ZAM	2:00.10	Felistus Mpande	Ndola	22 Feb 20
NMI	2:29.70	Jennybree Tollestrup	Santa Rita	3 Jul 99	ZIM	2:00.49	Julia Sakara	Kuala Lumpur	18 Sep 98
NOR	1:58.10	Hedda Hynne	Bellinzona	15 Sep 20	<i>Superior indoor bests not ratified by federation as outright records (‡)</i>				
NRU	2:47.3	Damaris Porte	Aiwo	15 May 07	AUT	1:55.85	Stephanie Graf	Wien	3 Mar 02
NZL	1:58.25	Toni Hodgkinson	Atlanta	27 Jul 96	IRI	2:09.49	Taktam Dastarbandan	Istanbul	26 Feb 22
OMA	2:39.51	Samira Al-Harrasi	Al-Qâhira	6 May 10	KOS	2:09.53	Gresa Bakraqi	Zagreb	13 Feb 22
PAK	2:08.04	Bushra Parveen	Colombo	26 Aug 06	QAT	2:31.67	Maroua Mustapha	Doha	26 Feb 10
PAN	2:01.63	Andrea María Ferris	Ponce	12 May 12	VIN	2:01.22	Shafiqua Maloney	Fayetteville	13 Mar 21
PAR	2:06.38	María Caballero	Trujillo	28 Nov 13	Notes (*)				
PER	2:06.72	Anita Poma	La Nucía	20 May 22	<i>KIR 2:31.8 Betty Teuei Aretana Betio 18 Jul 20 – doubtful distance</i>				
PHI	2:06.75	Jessica Barnard	Portland	12 Jun 16	1500 Metres				
PLE	2:29.0	Wesam Abdul Razak Bakheet	Al-Qâhira	2 Apr 03	AFG	5:27.35	Mehrangiz Bijanpoor	Asker	3 Jun 07
PLW	2:16.57	Christina Wicker	Tacoma	24 May 13	AIA*	5:16.2	Julie Lake	Kingston	21 Apr 90
PNG	2:03.53	Salome Dell	New Delhi	10 Oct 10	ALB	4:02.63	Luiza Gega	Doha	15 May 15
POL	1:56.95	Jolanta Januchta	Budapest	11 Aug 80	ALG	3:55.30	Hassiba Boulmerka	Barcelona	8 Aug 92
POR	1:58.94	Carla Sacramento	Zürich	13 Aug 97	AND	4:38.90	Silvia Felipo	Mataró	4 Jul 02
PRK	1:58.0	Shin Geum Dan	Pyongyang	5 Sep 64	ANG	4:17.35	Neide Dias	Braga	29 Jun 19
PUR	2:01.31	Ángelita Lind	Walnut	25 Jul 84	ANT	4:27.51	Janil Williams	Montréal	19 Jul 00
PYF	2:13.62	Marie-Line Marraud	Pirae	5 May 88	ARG	4:11.71	Carolina Lozano	Río de Janeiro	16 May 16
QAT‡	2:32.45	Nada Nabil Abdullah	Singapore	1 Jul 09	ARM	4:22.8	Lyudmila Artyomova	Moskva	12 Jul 76
ROU	1:55.05	Doina Melinte	Bucureşti	1 Aug 82	ARU	5:07.81	Vera-Elise Bakmeyer	Kingston	16 Apr 22
RSA	1:54.25	Caster Semenya	Paris	30 Jun 18	ASA	5:33.80	Paula Stevenson	Nouméa	14 Dec 87
RUS	1:54.81	Olga Mineyeva	Moskva	27 Jul 80	AUS	3:58.81	Jessica Hull	Tokyo	4 Aug 21
RWA	2:05.19	Béatha Nishimwe	Djibouti	15 Mar 19	AUT	4:03.02	Theresia Kiesl	Atlanta	3 Aug 96
SAM	2:17.60	Kim Peterson	Christchurch	1 Apr 84	AZE	4:15.72	Gezashign Safarova	Novi Sad	24 Jul 09
SEN	2:06.82	Fatoumata Diop	Liège	19 Jul 17	BAH	4:36.37	Jennaya Hield	Greensboro	6 May 17
SEY	2:13.50	Natasha Bibi	Victoria/SEY	12 Aug 11	BAN	4:50.3	Rawshanara Putul	Dhaka	3 Apr 09
SGP	2:07.4	Chee Swee Lee	San Diego	31 May 76	BAR	4:25.61	Sade Sealy	Bridgetown	22 Feb 20
SKN	2:12.9	Rosalie Pringle	Vieux Fort	22 Jun 13	BDI*	4:19.90	Francine Niyomukunzi	Kampala	26 Jul 19
SLE	2:07.53	Agness Mansaray	Shippensburg	29 May 16	BEL	4:02.63	Elise Vanderelst	Firenze	10 Jun 21
SLO	1:55.19	Jolanda Čeplak	Heusden	20 Jul 02	BEN	4:20.09	Noëlie Yarigo	Blois	23 Jun 18
SMR	2:11.9	Monica Randi	Cesena	15 Sep 96	BER	4:10.48	Ashley Couper	Melbourne	21 Mar 06
SOL	2:19.94	Dorothy Daonanita	Auckland	24 Feb 94	BHU	4:49.53	Goma Pradhan	Fukushima	30 Jun 18
SOM	2:22.1	Qaali Haagi Aden	Mogadiscio	6 Sep 79	BIH	4:12.19	Marica Mršić	Nova Gorica	14 Jun 83
SRB	1:59.90	Amela Terzić	Stara Zagora	20 Jun 15	BIZ	4:29.29	Sharette García	Walnut	17 Apr 92
SRI	2:01.44	Gayanthika T. Abeyrathne	Diyagama	9 Apr 22	BLR	3:58.40	Ravilya Agletdinova	Moskva	18 Aug 85
SSD	2:11.87	Rose Lokonyen	Tokyo	30 Jul 21	BOL	4:16.64	Niusha Mansilla	Sevilla	7 Jun 03
STP	2:09.38	Eurídice Semedo Borges	Alger	13 Jul 00					
SUD	2:02.42	Mona Jabir Ahmed	Rabat	23 May 09					
SUI	1:57.95	Selina Büchel	Paris (St. Denis)	4 Jul 15					
SUR	1:56.68	Letitia Vriesde	Göteborg	13 Aug 95					

COUNTRY	MARK	NAME	VENUE	DATE	COUNTRY	MARK	NAME	VENUE	DATE
BOT	4:22.08	Onneile Dintwe	Port Elizabeth	20 Feb 09	IVB	4:50.50	Lakeisha Warner	Road Town	20 Mar 12
BRA	4:07.30	Juliana Gomes dos Santos	San Fernando	5 Jun 10	JAM	4:01.84	Yvonne Graham	Monaco	25 Jul 95
BRN	3:56.18	Maryam Jamal	Rieti	27 Aug 06	JOR	4:18.25	Tamara Armoush	Watford	24 Jun 17
BRU	5:08.08	Ho Kui Hui	Kuching	19 Jul 86	JPN	3:59.19	Nozomi Tanaka	Tokyo	4 Aug 21
BUL	3:57.4a	Totka Petrova	Athina	11 Aug 79	KAZ	4:10.26	Galina Reznikova	Moskva	22 Jun 83
BUR	4:39.4	Zanata Domo	Cotonou	18 Jul 97	KEN	3:51.07	Faith Kipyegon	Monaco	9 Jul 21
CAF	4:33.57	Brigitte Nganaye	Barcelona	5 Aug 92	KGZ	4:05.89	Lyudmila Derevyankina	Kyiv	2 Aug 88
CAM	5:12.9	Sem Sophalnara	Riga	3 Jun 89	KIR	5:30.0	Siaroka Kaiea	Port Vila	14 Jul 01
CAN	3:56.12	Gabriela DeBues-Stafford	Doha	5 Oct 19	KOR	4:14.18	Lee Mi-Kyung	Seoul	20 Sep 92
CAY	4:48.10	Tabitha Parchment	Kingston	10 Apr 82	KOS	4:20.56	Gresa Bakraqi	Ptuj	24 May 22
CGO	4:21.60	Léontine Tsiba	Dakar	22 Aug 98	KSA	5:30.51	Sarah Attar	Fullerton	10 Mar 12
CHA	4:37.90	Hassanatte Fraïda	Yaoundé	15 May 21	KUW	4:36.21	Dana Yousef Al-Nasrallah	Columbus, OH	21 Apr 17
CHI	4:13.07	Alejandra Ramos	Manaus	15 Sep 90	LAO	4:33.95	Lodkeo Inthakoumman	Hanoi	14 May 22
CHN	3:50.46	Qu Yunxia	Beijing	11 Sep 93	LAT	4:09.8	Rita Vilciņa	Sochi	8 Jun 79
CIV	4:38.3	Caroline Aba	Kumasi	17 May 91	LBA	4:32.42	Najla Aqdeir Ali Salem	Cinisello Balsamo	24 Jun 17
CMR	4:13.57	Florence Djépé	Bron	3 Jul 03	LBN	4:32.44	Nadia Dagher	Berlin	25 Jun 15
COD	4:30.56	Francine Nzilampa	Berlin	18 Aug 09	LBR	4:22.31	Fatimoh Muhammed	Stanford	29 Apr 07
COK	4:49.21	Attina Sawtell	Avarua	9 Aug 85	LCA	4:39.38	Nessa Paul	Bloomington	5 May 06
COL	4:06.99	Muriel Coneo	Huelva	3 Jun 16	LES	4:17.31	Tsepang Sello	Bloemfontein	23 Feb 18
COM	4:54.9	Oumoukhoulthoum Moustoifa	Fomboni	29 Dec 13	LIE	4:16.2+	Helen Ritter	Auckland	26 Jan 80
CPV	4:16.06	Carla Mendes	Huelva	20 Jun 19	LTU	4:00.24	Laimutė Baikauskaitė	Seoul	1 Oct 88
CRC	4:31.46	Marcela Jackson	La Habana	16 May 97	LUX	4:11.44	Vera Hoffmann	Heusden	6 Sep 20
CRO	4:09.14	Slobodanka Čolović	Celje	21 Jul 87	MAC	4:52.92	Hoi Long	Macau	27 Nov 10
CUB	4:09.57	Adriana Muñoz	Santo Domingo	7 Aug 03	MAD	4:15.13	Marie-Éliane Saholinirina	Oorddegem	28 May 16
CYP	4:10.98	Natalia Evangelidou	Gold Coast	9 Apr 18	MAR	3:58.84	Rababe Arafai	Rabat	16 Jun 19
CZE	4:01.23	Kristiina Mäki	Tokyo	4 Aug 21	MAS	4:23.49	Palaniappan Jayanthi	New Delhi	14 Sep 93
DEN	4:07.18	Heidi Jensen	Kassel	14 Jun 02	MAW	4:26.83	Lucia Chandamale	Velletri	22 Jun 08
DJI	4:13.10	Souhra Ali Mohamed	Djibouti	12 Apr 21	MDA	3:57.05	Svetlana Guskova	Kyiv	27 Jul 82
DMA	4:42.00	Dawn Williams	San Diego	1 May 93	MDV	5:05.63	Aminath Jaaisa Juneez	Hulhumalé	17 Dec 21
DOM	4:18.72	María Mancebo	Ponce	12 May 12	MEX	4:06.06	Alma Cortes	New York	20 May 22
ECU	4:16.30	Carmen Alder	Stanford	1 Apr 22	MGL	4:31.9	Chuluunkhuu Shinetsetseg	Ulan Ude	4/5 Jul 09
EGY	4:27.05	Shahd Mohamed Abdou	El Maadi	9 Dec 21	MHL	4:52.24	Haley Nemra	Davis	14 Mar 09
ERI	4:05.11	Meraf Bahta	Heusden	13 Jul 13	MKD	4:24.90	Daniela Kuleska	Bydgoszcz	17 Jul 03
ESA	4:18.26	Gladys Landaverde	London	6 Aug 12	MLI	4:38.06	Matata Sanogo	Franconville	4 May 03
ESP	3:59.51	Natália Rodríguez	Rieti	28 Aug 05	MLT	4:26.12	Paula Grech	Marsa	29 Jun 19
EST	4:11.44	Liina Tsernov	Bruxelles	19 Jun 16	MNE	4:23.73	Slađana Perunović	Bar	8 Jun 14
ETH	3:50.07	Genzabe Dibaba	Monaco	17 Jul 15	MNT	5:48.3	Magdalena O'Brien	Road Town	9 Jul 77
FIJ	4:39.1	Salome Tabuatalei	Suva	8 Jul 95	MON	5:12.22	Clarisse Rue	Avignon	22 May 22
FIN	4:02.35	Sara Kuivisto	Tokyo	4 Aug 21	MOZ	4:01.50	Maria Mutola	Roma	12 Jul 02
FRA	3:59.76	Hind Déhiba Chahyd	Paris (St. Denis)	16 Jul 10	MRI	4:19.59	Josiane Nairac-Boullé	Annaba	30 Aug 88
FSM	5:26.15	Jaceleen Pluhs	Kolonia	26 Jul 02	MTN	5:32.0	Magatte Fall	Nouakchott	May 00
GAB	4:32.40	Josiane Aboungone	Paris	23 Jul 00	MYA	4:12.21	Khin Khin Htwe	Tokyo	29 Aug 91
GAM	4:41.98	Kaddy Mambouray	Abidjan	16 Apr 19	NAM	4:05.30	Agnes Samaria	Monaco	29 Jul 08
GBR	3:54.50	Laura Muir	Tokyo	6 Aug 21	NCA	4:46.1	Xiomara Larios	Managua	2 Dec 79
GBS	4:59.15	Suaila Sá	Trento	15 Jul 14	NED	3:51.95	Sifan Hassan	Doha	5 Oct 19
GEO	4:13.84	Yelena Shapovalova	Moskva	11 Jun 83	NEP	4:33.94	Saraswati Bhattarai	Río de Janeiro	12 Aug 16
GEQ	5:03.2	Marina Ayeme Nvo	Malabo	3 Jul 10	NFI	5:00.01	Naomi Gillett	Sydney	5 Dec 88
GER	3:57.71	Christiane Wartenberg	Moskva	1 Aug 80	NGR	4:17.1	Victoria Moradeyo	Lagos	30 Jul 99
GHA	4:17.75	Agnes Abu	Auburn	21 Apr 17	NIG	4:44.20	Balkissa Abdoulaye Kirbo	Villeneuve-d'Ornon	29 May 22
GIB	4:47.0	Kim Baglietto	Gibraltar	3 Oct 08	NMI	5:01.54	Noriko Jim-Nasuhara	Susupe	28 Jun 06
GRE	4:05.63	Konstadína Efedáki	Madrid	17 Jul 04	NOR	4:00.55	Grete Waitz	Praha	3 Sep 78
GRN	4:23.00	Neisha Bernard-Thomas	Waltham	13 Jun 09	NRU	5:44.21	Belista Hartman	Nuku'alofa	30 Aug 89
GUA	4:29.0	Cristina Girón	Miami	8 Jun 86	NZL	4:04.82	Nikki Hamblin	Barcelona	22 Jul 11
GUI	4:36.70	Aïssata Bangoura	Casablanca	18 Jul 89	OMA	6:04.56	Tasnim Nile Al-Riyami	Doha	11 Mar 17
GUM	4:36.13	Debbie Cardenas	Fayetteville	13 Apr 02	PAK	4:31.41	Sumaira Zahoor	Islamabad	5 Apr 04
GUY	4:17.91	Marian Burnett	Río de Janeiro	27 Jul 07	PAN	4:15.22	Andrea María Ferris	Trujillo	26 Nov 13
HAI	5:08.60	Dieunise Désir	Baltimore	11 Apr 15	PAR	4:20.93	María Caballero	Trujillo	26 Nov 13
HKG	4:21.60	Chan Man Yee	Palma de Mallorca	8 Jul 99	PER	4:13.53	Yéssica Quispe	Lima	16 Oct 04
HON	4:38.77	Magda Milady Castillo	La Habana	23 Apr 04	PHI	4:24.87	Marietta Tabangin-Magno	Changhua	27 May 89
HUN	4:01.26	Judit Varga	Zürich	16 Aug 02	PLE	5:06.4	Rana Masood	Ramallah	2 Apr 08
INA	4:18.69	Rini Budiarti	Bangkok	9 Aug 07	PLW	4:43.70	Christina Wicker	Cambridge, MA	19 Apr 14
IND	4:05.39	Harmilan Kaur Bains	Warangal	16 Sep 21	PNG	4:27.77	Salome Dell	Brisbane	11 Feb 11
IRI	4:27.73	Leila Ebrahimi	Guangzhou	23 Nov 10	POL	3:59.22	Lidia Chojecka	Oslo	28 Jul 00
IRL	3:58.85	Sonia O'Sullivan	Monaco	25 Jul 95	POR	3:57.71	Carla Sacramento	Monaco	8 Aug 98
IRQ	4:23.5	Maisaa Hussein Matrood	Baghdad	15 May 95	PRK	4:14.76	Choi Ok Son	Shanghai	13 May 93
ISL	4:06.43	Aníta Hinriksdóttir	Hengelo	11 Jun 17	PUR	4:09.92	Beverly Ramos	Burnaby	1 Jul 11
ISR	4:11.37	Selamawit Bayoulgn	Liège	17 Jul 19	PYF	4:36.13	Stéphanie Nonotte	Suva	12 Jul 03
ISV	4:35.43	Rachel Conhoff	Collegetville	8 May 22	QAT	5:25.61	Nada Nabil Abdullah	Bydgoszcz	17 Jul 10
ITA	3:58.65	Gabriella Dorio	Tirrenia	25 Aug 82	ROU	3:53.96	Paula Ivan	Seoul	1 Oct 88

COUNTRY	MARK	NAME	VENUE	DATE	COUNTRY	MARK	NAME	VENUE	DATE
RSA	3:59.92	Caster Semenya	Gold Coast	10 Apr 18	ANT	9:49.89	Janil Williams	Port-of-Spain	10 May 98
RUS	3:52.47	Tatyana Kazankina	Zürich	13 Aug 80	ARG	8:59.10	Florencia Borelli	Mar del Plata	16 Apr 22
RWA	4:08.75	Béatha Nishimwe	Durban	24 Jun 16	ARM	9:50.04	Nune Avagian	Krasnodar	23 Jun 91
SAM	5:25.3	Mele Steiner	Napier	12 Feb 83	ARU‡	11:47.46	Rebecca Jansen	Oranjestad	27 Jun 21
SEN	4:20.03	Raïssa Laval	Angers	26 Jun 16	ASA	12:15.9	Georgine Tomisato		May 83
SEY	4:37.89	Margaret Morel	Moskva	30 Jul 80	AUS	8:36.03	Jessica Hull	Doha	25 Sep 20
SGP	4:31.2	Kandasamy Jayamani	Aachen	12 Sep 82	AUT	8:47.04	Susanne Pumper	Linz	8 Aug 00
SKN	4:53.0	Vernice Wattley	St. John's	8 Jul 95	AZE‡	8:55.33	Layes Abdullayeva	Moncton	19 Jul 10
SLE	4:33.5	Agness Mansaray	Freetown	26 Dec 12	BAH‡	10:26.39	Hughnique Rolle	Williamsburg	7 Apr 12
SLO	4:02.13	Sonja Roman	Roma	10 Jul 09	BAN	10:25.3	Rinki Biswas	Dhaka	5 Jan 22
SMR	4:35.59	Monica Randi	Bologna	9 May 98	BAR‡	10:16.07	Carlie Pipe	Bridgetown	20 Feb 22
SOL	4:52.63	Sharon Firisua	Melbourne	31 Oct 15	BDI	8:19.08	Francine Niyonsaba	Paris	28 Aug 21
SOM	4:41.6	Hacha Nour Hassan	Al-Qâhira	28 Aug 82	BEL	8:49.31	Veerle Dejaeghere	Helsinki	15 Jun 00
SRB	4:04.77	Amela Terzić	Tallinn	12 Jul 15	BEN	9:57.95	Kabiratu Nassam Alassani	Caen	5 May 19
SRI	4:09.12	Gayanthika T. Abeyrathne	Colombo	30 Oct 21	BER‡*	9:48.65	Mererette Bean	Santo Domingo	12 Jul 81
SSD	4:31.65	Angelina Nadai Lohalith	Tokyo	2 Aug 21	BHU	12:01.1	Ugyen Pema	Phuntsholing	12 Dec 01
STP	4:30.87	Eurídice Semedo Borges	Barcelona	25 Jul 00	BIH	9:05.42	Marica Mršić	Izmir	25 Jun 83
SUD	4:12.01	Ehsan Gibril Arbab	Dar-es-Salaam	3/4 Jun 11	BIZ	10:13.5	Sharette García	Long Beach	17 Feb 96
SUI	3:58.20	Anita Weyermann	Monaco	8 Aug 98	BLR	8:32.89	Alesya Turova	Paris	6 Jul 01
SUR	4:05.67	Letitia Vriesde	Tokyo	31 Aug 91	BOL	9:16.03	Niusha Mansilla	Sevilla	8 Jun 02
SVK	4:02.99	Lucia Klocová	London	8 Aug 12	BOT	9:45.58	Idah Simon Phorisa	Maputo	30 May 10
SWE	3:56.60	Abeba Aregawi	Doha	10 May 13	BRA	9:02.37	Delirde Maria Bernardi	Linz	4 Jul 94
SWZ	4:35.64	Alphocinah Simelane	Roma	3 Sep 87	BRN	8:28.87	Maryam Jamal	Oslo	29 Jul 05
SYR	4:26.70	Imane Mounir Al-Jallad	Rabat	2 Aug 04	BRU	11:36.5	Roziyah Lahing	B. S. Begawan	20 Mar 88
TAN	4:09.71	Anna Ndege	Cork	6 Jul 02	BUL	8:30.59	Daniela Yordanova	Paris	6 Jul 01
TGA	4:40.33	Vasa Tulahe	Sydney	17 Feb 96	BUR	10:36.20	Julie Kaboré	Ouagadougou	15 Jul 17
THA	4:22.58	Sasithorn Chantanuhong	Bangkok	10 Dec 85	CAF	10:08.59	Martine Bayo Hirchenhahn	Homburg	1 Jun 00
TJK	4:06.42	Alla Libutina	Kyiv	26 Jul 82	CAM	10:57.93	Laurie Phai	Grenoble	30 Apr 22
TKM	4:23.44	Marina Tutinina	Moskva	10 Jun 91	CAN	8:32.17	Angela Chalmers	Victoria, BC	23 Aug 94
TKS	4:46.03	Rebecca Bernadin	Tuscaloosa	22 Apr 22	CAY‡	9:35.52	Michelle Bush	Indianapolis	16 Aug 87
TLS	4:29.96	Ángela Freitas De Araújo	Doha	24 Apr 19	CGO	9:43.8	Perpétue Malanda-Senda	Pointe-Noire	11 Aug 98
TOG	4:36.08	Direma Banasso	Lagos	30 Jun 01	CHA	9:36.99	Hassanatte Fraïda	Brescia	28 May 22
TPE	4:22.8	Lee Chiu-Hsia	Bakersfield	17 May 75	CHI	9:13.73	Josefa Paz Quezada	Concepción	17 Mar 22
TTO	4:13.21	Pilar McShine	Ninove	27 Jul 13	CHN	8:06.11	Wang Junxia	Beijing	13 Sep 93
TUN	4:06.38	Habiba Ghribi	Zagreb	2 Sep 14	CIV	10:09.1	Caroline Aba	Bouaké	24 May 89
TUR	3:55.33	Süreyya Ayhan	Bruxelles	5 Sep 03	CMR	9:15.43	Florence Djépé	Lisboa	25 May 02
TUV	6:14.8	Eleni Taulealea	Funafuti	4 May 05	COD‡	10:13.84	Francine Nzilampa	Dreux	13 Jul 01
UAE	4:03.70	Bethem Desalegn	Beijing	18 May 16	COK	11:06.03	Akakoromaki Matepi	Suva	1 Sep 79
UGA	3:59.56	Winnie Nanyondo	Rabat	16 Jun 19	COL	9:04.79	Muriel Coneo	Río de Janeiro	14 May 16
UKR	3:56.63	Nadezhda Ralldugina	Praha	18 Aug 84	COM	11:37.22	Tamra Ibourou	St Denis/REU	18 Apr 15
URU	4:09.45	María Pía Fernández	Doha	2 Oct 19	CPV‡	9:31.71	Carla Mendes	Cruz Quebrada	25 Apr 21
USA	3:54.99	Shelby Houlihan	Doha	5 Oct 19	CRC	9:50.56	Gabriela Traña	Huelva	8 Aug 04
UZB	3:56.14	Zamira Zaytseva	Kyiv	27 Jul 82	CRO	9:08.49	Matea Parlov	Zagreb	8 Sep 15
VAN	4:59.49	Lilly Hunai	Santa Rita	11 Jun 99	CUB	9:17.7	Yudelkis Martínez	Santa Clara	1 Jul 04
VEN	4:12.92	Joselyn Daniely Brea	Barinas	14 Apr 21	CYP	9:02.18	Andri Avraam	Seoul	23 Sep 88
VIE	4:09.58	Truong Thanh Hang	Guangzhou	23 Nov 10	CZE‡	8:51.69	Kristiina Mäki	Braunschweig	21 Jun 14
VIN	4:20.78	Bigna Samuel	Walnut	17 Apr 94	DEN	8:42.3	Loa Olafsson	Oslo	27 Jun 78
YEM	5:20.14	Bilqis Ahmed Sharaf	Amman	12 Apr 08	DJI	9:08.60	Djama Habon Ahmed	Djibouti	14 Sep 20
ZAM	4:16.8	Evelyn Musonda	Luanshya	18 Aug 90	DMA	10:51.83	Dawn Williams	Les Abymes	30 Mar 86
ZIM	4:07.82	Julia Sakara	Kuala Lumpur	21 Sep 98	DOM	9:25.60	María Mancebo	Ponce	17 May 14
					ECU‡	9:18.1	Martha Tenorio	Victoria, BC	3 Jun 92
					EGY	9:40.94	Doha Hamdi Abbas	El Maadi	3 Aug 06
					ERI‡	8:53.89	Weini Kelati	Stanford	30 Jun 19
					ESA	9:42.28	Kriscia Lorena García	Los Angeles	8 Aug 84
					ESP	8:28.80	Marta Domínguez	Zürich	11 Aug 00
					EST	8:55.75	Ille Kukk	Donetsk	8 Sep 84
					ETH‡	8:19.52	Ejgayehu Taye	Paris	28 Aug 21
					FIJ	10:18.7	Salome Tabuatalei	Auckland	9 Feb 94
					FIN	8:41.30	Päivi Tikkanen	Tokyo	26 Aug 91
					FRA	8:35.41	Bouchra Ghezielle	Paris (St. Denis)	1 Jul 05
					FSM	11:52.84	Atrian Ladore	Kolonia	24 Jul 02
					GAB	9:51.83	Josiane Aboungone	St. Maur	19 Jul 00
					GAM	10:30.6	Nyima Camara	Banjul	27-29 Jun 19
					GBR	8:22.20	Paula Radcliffe	Monaco	19 Jul 02
					GBS	10:48.7	Suaïla Sá	Caprino Veronese	4 Jul 12
					GEO	9:06.64	Yelena Shapovalova	Moskva	18 Jun 83
					GEQ	11:15.03	Dolores Ángela Okenve Moyong	Amposta	1 May 10
					GER	8:20.07	Konstanze Klosterhalfen	Stanford	30 Jun 19
					GHA	9:31.97	Lydia Moto	Lincoln	9 May 15

Superior indoor bests not ratified by federation as outright records (‡)

CAY	4:18.80	Michelle Bush-Cuke	New York	2 Mar 87
IRI	4:26.10	Leila Ebrahimi	Hanoi	31 Oct 09
PLE	4:38.47	Mayada Al-Sayad	Berlin	24 Jan 15
SLE	4:18.99	Alusine Gbao	Aubièrre	6 Feb 22

Notes (*)

AIA 5:12:02 Myisha L'Etang St Martin 18 Apr 15 –mixed race

BDI 4:11.6+ Francine Niyonsaba Paris 28 Aug 21 –irregular

3000 Metres

AFG	11:51.02	Mehrangiz Bijanpoor	Nadderud	17 Jun 07
AIA	11:38.21	Jonicia Richardson	Road Town	29 Jun 08
ALB‡	8:46.61	Luiza Gega	Elbasan	23 May 22
ALG	8:47.99	Souad Aït Salem	Alger	22 Jun 06
AND	10:00.55	Sílvia Felipo	L'Hospitalet	24 Jul 02
ANG	9:27.34	Neide Dias	Maia	1 Jun 19

COUNTRY	MARK	NAME	VENUE	DATE	COUNTRY	MARK	NAME	VENUE	DATE
GIB	10:18.7	Emma Montiel	Walton	21 Jun 14	NMI†	10:58.76	Nathania Tan	Stony Brook	19 Mar 22
GRE	8:53.95i	Konstadina Efedaki	Birmingham	18 Feb 05	NOR	8:31.75	Grete Waitz	Oslo	17 Jul 79
GRN	10:08.2	Geraldine McQueen	Port-of-Spain	31 Mar 91	NRU	14:18.9	Bianca Ika	Bairiki	15 Jun 07
GUA	9:42.33	Elsa Monterroso	Mar del Plata	30 Oct 94	NZL	8:35.31	Kim Smith	Monaco	25 Jul 07
GUI	10:20.8	Aïssata Bangoura	Conakry	4 Aug 88	PAK	11:01.95	Myra Nur Lakdawala	Fresno	22 Apr 17
GUM†	10:02.77	Debbie Cardenas	Fayetteville	22 Apr 00	PAN†	9:41.71	Andrea María Ferris	Lima	10 Aug 18
GUY	10:03.27	Cassey George	Fort-de-France	20 Apr 14	PAR	9:42.88	María Caballero	Asunción	30 Jan 16
HAI†	11:40.13	Annie Lolagne	Orlando	29 Apr 06	PER	9:18.45	Soledad Torre	Río de Janeiro	14 May 16
HKG	9:14.00	Chan Man Yee	Walnut	16 Apr 99	PHI	9:48.5	Marietta Tabangin-Magno	Manila	27 Apr 90
HON	10:46.3	Gina L. Coello	San José/CRC	9 Sep 89	PLE	9:38.85	Mayada Al-Sayad	Berlin	24 Apr 16
HUN	8:32.70	Katalin Szentgyörgyi	Paris	6 Jul 01	PLW	9:55.83i	Christina Wicker	Boston	30 Jan 15
INA	9:30.17	Supriyati Sutono	Manila	8 Jun 98	PNG	10:12.7	Rosemary Turare	Exeter	2 Aug 93
IND	9:04.5	Suriya Loganathan	New Delhi	24 Apr 16	POL	8:31.69	Lidia Chojecka	Bruxelles	30 Aug 02
IRI†	9:54.11	Parichehr Shahi	Baku	27 May 22	POR	8:30.22	Carla Sacramento	Monaco	4 Aug 99
IRL	9:21.64	Sonia O'Sullivan	London	15 Jul 94	PRK	8:57.63	Kim Chun Mae	Beijing	1 Oct 90
IRQ	9:30.4	Maisaa Hussein Matrood	Baghdad	27 Aug 93	PUR	8:57.68	Beverly Ramos	Ponce	17 May 14
ISL	8:58.00	Ragnheidur Ólafsdóttir	Baton Rouge	5 Jun 87	PYF	9:34.63	Stéphanie Nonotte	Tourlaville	22 May 05
ISR	8:42.88	Lonah Chemtai Salpeter	Birmingham	18 Aug 18	ROU	8:21.42	Gabriela Szabo	Monaco	19 Jul 02
ISV	10:00.34i	Ninfa Barnard	Birmingham, AL	22 Feb 14	RSA	8:32.00	Elena Meyer	Durban	29 Apr 91
ITA	8:35.65	Roberta Brunet	Monaco	16 Aug 97	RUS	8:22.62	Tatyana Kazankina	Leningrad	26 Aug 84
IVB	10:53.1	Lakeisha Warner	Road Town	16 Mar 12	RWA	8:59.90	Marcianne Mukamurenzi	Dijon	27 Jul 91
JAM	8:37.07	Yvonne Graham	Zürich	16 Aug 95	SAM	13:07.16	Faaosofia Siliato	Apia	10 Sep 83
JOR	9:25.64	Tamara Armoush	Stretford	19 Aug 17	SEN	9:41.02	Raïssa Laval	Cerizay	13 Jul 19
JPN	8:40.84	Nozomi Tanaka	Abashiri	10 Jul 21	SEY	10:17.8	Margaret Morel	Victoria/SEY	15 Nov 81
KAZ	8:48.2	Natalya Sorokivskaya	Odessa	20 Aug 88	SGP	9:56.6	Kandasamy Jayamani	Köln	18 Aug 82
KEN	8:20.68	Hellen Obiri	Doha	9 May 14	SKN	10:26.0	Elvina Huggins	Basseterre	25 Jun 93
KGZ	9:05.18	Irina Bogachova	Bryansk	17 Jul 87	SLE	10:10.9	Hannah Bantamoi	Freetown	26 Dec 81
KIR	12:31.2	Banrenga Baikia	Bairiki	8 Jul 04	SLO	8:46.44	Maruša Mišmaš-Zrimšek	Celje	26 Jul 20
KOR	9:00.30	Jung Young-Im	Seoul	19 Sep 92	SMR	10:35.7	Monica Randi	Bologna	20 Jul 95
KOS	10:10.93	Gresa Bakraqi	Serravalle	5 Jun 21	SOL	10:26.01	Sharon Firisua	Melbourne	6 Feb 16
KSA	11:27.30	Sarah Attar	Northridge	16 Mar 13	SOM	10:15.2	Hacha Nour Hassan	Al-Qâhira	26 Aug 82
KUW†	12:17.1	Dana Yousef Al-Nasrallah	Southridge	20 Apr 05	SRB	8:53.78	Breda Pergar	București	26 Jul 81
LAO	10:51.73	Lodkeo Inthakoumman	Oudomxay	12 Dec 14	SRI	9:41.44	Kusumalatha Samarakoon	Colombo	22 Oct 95
LAT	8:42.86	Jejena Prokopčuka	Stockholm	25 Jul 06	SSD	12:21.2	Flora Ayen Paul	Butare	4 Apr 19
LBA†	10:14.6	Najla Aqdeir Ali Salem	Treviglio	9 Sep 17	STP†	9:56.5	Celma Bonfim Soares	Lisboa	24 Apr 16
LBN	9:48.00	Nadia Dagher	Berlin	19 May 16	SUD	9:13.77	Kalamaya Mana Durka	Rovereto	1 Sep 09
LBR	9:58.73	Fatimoh Muhammed	San Diego	15 Mar 08	SUI	8:35.83	Anita Weyermann	Roma	7 Jul 99
LCA	10:14.14	Nessa Paul	Bloomington	6 May 04	SUR†	9:15.64	Letitia Vriesde	Leiden	18 May 91
LES	9:33.75	Blandina Makatisi	Parow	14 Dec 13	SVK	8:56.49	Jana Kuceríková	Cork	8 Jul 86
LIE	9:23.12	Helen Ritter	Koblenz	29 Aug 84	SWE	8:37.50	Meraf Bahta	Monaco	21 Jul 17
LTU	8:39.25	Regina Čistiaková	Moskva	6 Jul 86	SWZ	9:59.2	Dudu Simelane	Maputo	9 Jun 07
LUX*	9:12.27	Vera Hoffmann	Regensburg	4 Jul 20	SYR	9:55.9	Imane Mounir Al-Jallad	Al-Qâhira	2 Nov 06
MAC	10:39.99	Hoi Long	Macao	20 Jul 13	TAN	8:39.91	Zakya Mrisho	Zürich	19 Aug 05
MAD†	9:32.04	Marie-Éliane Saholinirina	Sotteville	6 May 12	TGA	10:47.2	Vasa Tulahe	Canberra	23 Jan 96
MAR	8:26.48	Zahra Ouaziz	Zürich	11 Aug 99	THA†	10:04.41	Saifon Piewong	Jakarta	16 Jun 96
MAS	9:18.42	Palaniappan Jayanthi	Stuttgart	14 Aug 93	TJK	8:35.74	Alla Libutina	Kyiv	25 Jul 82
MAW	9:11.89	Catherine Chikwakwa	Stockholm	25 Jul 06	TKM	9:36.36	Marina Tutinina	Alma Ata	7 Sep 91
MDA	8:29.36	Svetlana Guskova	Kyiv	25 Jul 82	TKS†	10:49.36	Rebecca Bernadin	Kingston	27 Feb 19
MDV	11:15.18	Aminath Jaaisa Juneez	Hulhumalé	18 Dec 21	TLS	9:41.94	Agueda Fátima Amaral	Jakarta	3 Dec 91
MEX	8:40.81+	Laura Galván	Eugene	27 May 22	TOG	10:06.67	Ablavi Adoki Atchadé	Abidjan	3 Apr 12
MGL	9:39.23	Bayartsogt Munkhzaya	Irkutsk	3 Aug 14	TPE	9:37.68	Lee Su-Mei	Bloomington	24 Jun 79
MHL*	13:24.3	Emy Trumbell	Laura	5-7 May 05	TTO	9:18.29	Pilar McShine	Tallahassee	9 Apr 10
MKD	9:49.83	Daniela Kuleska	Thiva	12 Jul 03	TUN†	8:52.06	Habiba Ghribi	Franconville	28 Apr 13
MLI	10:36.80	Mamou Diallo	Banjul	11 Jun 16	TUR	8:31.94	Elvan Abeylegesse	Bruxelles	30 Aug 02
MLT	9:39.97	Carol Galea	Dublin	11 Jun 94	TUV	15:32.2	Florida Jiro	Vaitupu	8 Apr 11
MNE	9:24.69	Slađana Perunović	Stara Zagora	27 Jul 13	UAE†	8:54.32	Bethlem Desalegn	Zagreb	8 Sep 15
MNT	11:31.8	Judith Allen	St. John's	8 May 88	UGA	8:46.29	Dorcus Inzikuru	Paris (St. Denis)	4 Jul 03
MON	11:04.6	Marie-Cécile Rivetta	Nice	9 May 90	UKR	8:26.53	Tatyana Samolyenko	Seoul	25 Sep 88
MOZ	9:27.37	Maria Mutola	Springfield	8 Jun 91	URU	9:12.80	María Pia Fernández	Leuven	4 Aug 18
MRI	9:14.37	Josiane Nairac-Boullé	Annaba	1 Sep 88	USA†	8:25.83	Mary Slaney	Roma	7 Sep 85
MTN	11:31.8	Binta Dem	Nouakchott	27 Jul 12	UZB	8:26.78	Svetlana Ulmasova	Kyiv	25 Jul 82
MYA	9:04.56	Khin Khin Htwe	Hiroshima	11 Oct 94	VAN	11:09.2	Lily lawantak	Port Vila	4 Sep 01
NAM	9:20.34	Beata Naigambo	Windhoek	14 Jan 12	VEN	9:04.67i	Joselyn Daniely Brea Sabadell	Hanoi	8 Feb 22
NCA	10:30.1	Reyna Obando	London	30 Aug 02	VIE†	9:50.3	Nguyen Thi Xuan Thanh	Hanoi	2 May 97
NED	8:18.49	Sifan Hassan	Stanford	30 Jun 19	VIN	9:31.37	Bigna Samuel	Walnut	16 Apr 94
NEP	9:48.14	Raj Kumari Pandey	Beijing	1 Oct 90	YEM	11:35.0	Bilqis Ahmed Sharaf	Aleppo	22 Jul 09
NFI	10:26.80	Naomi Gillett	Suva	12 Jul 90	ZAM†	9:40.8+	Mirriam Kaumba	Austin	7 Apr 05
NGR	9:36.86	Ronka Akanbi	Cañ	16 May 22	ZIM	8:57.69	Julia Sakara	Stuttgart	14 Aug 93
NIG	10:03.74	Balkissa Abdoulaye Kirbo	Pontoise	22 May 22					

COUNTRY	MARK	NAME	VENUE	DATE	COUNTRY	MARK	NAME	VENUE	DATE
<i>Alternative outdoor bests for federation ratifying indoor marks as outright records (j)</i>					BIZ	19:40.28	Melissa Henderson	San José/CRC	3 Jun 05
GRE	8:55.77	Konstadína Efedáki	Linz	23 Aug 05	BLR	14:47.75	Olga Kravtsova	Helsinki	13 Aug 05
ISV	10:11.44	Jackie Morgan	San Diego	10 Apr 99	BOL	16:13.14	Jhoselyn Camargo	Guayaquil	30 May 21
PLW	10:30.23	Christina Wicker	Lowell	20 May 17	BOT	16:24.10	Onneile Dintwe	Durban	6 Feb 09
VEN	9:19.08	Edymar Daniely Brea	L'Hospitalet	10 Jul 21	BRA	15:18.85	Simone Alves da Silva	São Paulo	20 May 11
<i>Superior indoor bests not ratified by federation as outright records (‡)</i>					BRN	14:51.68	Maryam Jamal	Hengelo	29 May 05
ALB	8:44.46	Luiza Gega	Karlsruhe	31 Jan 20	BRU	23:51.32	Safria Fahanina Yayan	B. S. Begawan	22 Jun 08
ARU	10:24.79	Cornelia Melis	Indianapolis	7 Mar 87	BUL	14:56.95	Daniela Yordanova	Sydney	25 Sep 00
AZE	8:49.65	Layes Abdullayeva	Doha	12 Mar 10	BUR	17:43.7	Samatou Tindé	Ouagadougou	11 Jul 15
BAH	10:25.22	Jennaya Hield	Landover	18 Feb 17	CAF	17:48.09	Martine Bayo Hirchenhahn	Obernai	1 Jul 00
BAR	9:54.40	Cindy Forde	Lincoln	6 Feb 16	CAM	19:04.49	Laurie Phai	Hanoi	14 May 22
BER	9:45.62	Isabelle Dutranoit	Notre Dame	29 Feb 20	CAN*	14:44.12	Gabriela DeBues-Stafford	Bruxelles	6 Sep 19
CAY	9:28.99	Michelle Bush	West Point	22 Feb 87	CAY	19:03.4	Nicola Jordan	Visby	30 Jun 99
COD	9:50.07	Francine Nzilampa	Seattle	14 Jan 17	CGO	17:14.27	Jodelle Ossou Wakeyi	Brazzaville	20 May 12
CPV	9:21.74	Carla Mendes	Braga	14 Feb 21	CHA	17:10.90	Bibiro Ali Taher	Ambilly	23 Jun 18
CZE	8:49.15	Andrea Šuldesová	Erfurt	3 Feb 99	CHI	15:51.45	Erika Olivera	Río de Janeiro	20 May 00
ECU	9:13.68	Janeth Caizalitiñ-Alder	Indianapolis	9 Mar 96	CHN	14:28.09	Jiang Bo	Shanghai	23 Oct 97
ERI	8:46.53	Rahel Daniel	Beograd	18 Mar 22	CIV	17:51.8	Maférima Traoré	Bouaké	3 Jun 95
ETH	8:16.60	Genzebe Dibaba	Stockholm	6 Feb 14	CMR	16:31.08	Thérèse Ngonou Etoundi	Beyrouth	5 Oct 09
GUM	9:51.76	Sloan Siegrist	Boston	10 Feb 06	COD	16:32.2	Ritha Tumaini Nzabava	Kigali	28 May 17
HAI	11:36.18	Dieunise Désir	Collegeville	5 Dec 15	COK	20:57.39	Serena Francis	Middlegate	12 Dec 01
IRI	9:48.16	Shahi Parichehr	Istanbul	25 Feb 22	COL	15:26.18	Muriel Coneo	London	10 Aug 17
KUW	10:39.41	Danah Yousef Al-Nasrallah	Allendale	19 Jan 18	COM	21:30.12	Frahaty Ali M'Sa	Victoria/SEY	11 Aug 11
LBA	10:09.26	Najla Aqdeir Ali Salem	Padova	25 Jan 20	CPV	17:41.29	Sónia Lopes	Mestre	6 Jun 04
MAD	9:32.02	Marie-Éliane Saholinirina	Eaubonne	10 Feb 15	CRC	17:15.20	Gabriela Traña	Huelva	7 Aug 04
NMI	10:57.69	Nathania Tan	New York	21 Jan 22	CRO	15:43.73	Bojana Bjeljac	Regensburg	29 May 19
PAN	9:09.10	Rolanda Bell	New York	4 Feb 17	CUB	15:59.44	Yudileyvis Castillo	Toronto	21 Jul 15
STP	9:48.97	Celma Bonfim Soares	Espinho	3 Feb 08	CYP	16:09.90	Meropi Panagioutou	Smederevo	27 Jun 21
SUR	9:07.08	Letitia Vriesde	Den Haag	31 Jan 93	CZE	15:31.15	Kristiina Mäki	Sligo	23 Jun 16
THA	9:46.55	Jane Vangvorachoti	New York	15 Feb 13	DEN	15:07.70	Anna Emilie Møller	Gävle	14 Jul 19
TKS	10:45.06	Rebecca Bernadin	Birmingham, AL	17 Feb 22	DJI	15:49.95	Djama Habon Ahmed	Nijmegen	28 May 22
TUN	8:46.61	Habiba Ghribi	Birmingham	21 Feb 15	DOM	16:22.28	María Mancebo	Ponce	11 Apr 14
UAE	8:44.59	Bethlem Desalegn	Doha	20 Feb 16	ECU	15:49.33	María Balvina Pastuña	Lima	14 Jun 15
USA	8:25.70	Karissa Schweizer	Boston	27 Feb 20	EGY	17:12.2	Sarah Ahmed Abou Hassan	Damascus	12 Sep 04
VIE	9:36.38	Bui Thi Hien	Macau	1 Nov 07	ERI	14:36.66	Rahel Daniel	Eugene	27 May 22
ZAM	9:15.43	Miriam Kaumba	Lincoln	17 Feb 06	ESA	16:37.88	Elizabeth Guerrini	Des Moines	22 Apr 04

Notes (*)

- BER 9:42.25 Ashley Berry Watford 3 Jun 15 – mixed race
LUX Federation accepts records in mixed races. Alternative record – 9:12.67 Danièle Kaber Koblenz 6 Aug 86
MHL 11:06.06 Haley Nemra Snohomish 7 May 08 – over 3200

5000 Metres

AFG*	21:33.59	Shabnam Fayyaz	Terre Haute	26 Apr 19	GBS	19:11.59	Suailla Sá	Trento	22 Jul 14
ALB	15:22.18	Luiza Gega	Shkodër	10 May 22	GEO	15:33.10	Valeriya Zhandarova	Carquefou	21 Jun 19
ALG	15:07.49	Souad Ait Salem	Paris (St. Denis)	8 Jul 06	GEQ	19:07.4	Susana Esono Edu	Malabo	7 Feb 98
AND	17:19.43	Silvia Felipo	Igualada	29 Jun 02	GER	14:26.76	Konstanze Klosterhalfen	Berlin	3 Aug 19
ANG	16:02.0	Ernestina Paulino	Luanda	3 Aug 08	GHA	16:31.8	Millicent Boadi	Kumasi	30 Jul 99
ANT	16:56.42	Janil Williams	Victoria, BC	11 Aug 00	GIB	18:03.98	Kim Baglietto	St Clement	3 Jul 15
ARG	15:36.52	Florencia Borelli	Los Corrales	8 Jun 19	GRE	15:04.03	Maria Protópappa	Bruxelles	25 Aug 06
ARM	17:18.12	Nune Avagian	Kyiv	15 Sep 90	GUA*	17:00.04	Viviana Aroche	Cd de Guatemala	14 May 22
ARU	18:39.6	Cornelia Melis	Middelburg	6 Jul 91	GUI	21:58.24	Kenza Marques-Sylla	Kumasi	9 Jun 00
ASA	21:07.8	Paula Stevenson	Pago Pago	May 91	GUM	17:13.33	Debbie Cardenas	Stanford	29 Mar 02
AUS	14:43.80	Jessica Hull	Monaco	14 Aug 20	GUY	17:42.52	Abidemi Charles	Macomb	3 May 03
AUT	15:10.54	Susanne Pumper	London	22 Jul 01	HAI*	22:34.28	Mathilde Saint-Hilaire	San Salvador	21 Jun 08
AZE	15:29.47	Layes Abdullayeva	Ostrava	17 Jul 11	HKG	15:45.87	Chan Man Yee Ropper	Stanford	3 May 02
BAH	18:05.25	Hughnique Rolle	Bethlehem	28 Apr 12	HON	17:58.96	Magda Milady Castillo	La Habana	25 Apr 04
BAN	21:17.60	Sumi Akter	Guwahati	9 Feb 16	HUN	15:02.00	Katalin Szentgyörgyi	Hengelo	2 Jun 02
BAR	18:40.00	Yvette Mayers	New Orleans	17 Apr 98	INA	15:54.32	Triyaningsih	Nakhon Ratchasima	8 Dec 07
BDI	14:25.34	Francine Niyonsaba	Bruxelles	3 Sep 21	IND	15:15.89	Preeja Sreedharan	Guangzhou	26 Nov 10
BEL	15:10.24	Almenesh Belete	London	7 Aug 12	IRI	16:44.42	Parisa Arab	Tehran	10 Oct 21
BEN	17:00.05	Kabiratou Nassam Alassani	Bruxelles	26 Jun 16	IRL	14:41.02	Sonia O'Sullivan	Sydney	25 Sep 00
BER	16:40.31	Ashley Estwanik	Hamilton	15 Jun 12	IRQ	16:39.3	Maisaa Hussein Matrood	Baghdad	6 May 94
BHU	17:24.21	Goma Pradhan	Kathmandu	6 Dec 19	ISL	15:55.91	Martha Ernstsóttir	Hechtel	30 Jul 94
BIH	15:53.45	Mirsada Burić-Adam	Walnut	14 Apr 95	ISR	14:53.43	Selamawit Teferi	Tokyo	30 Jul 21

COUNTRY	MARK	NAME	VENUE	DATE	COUNTRY	MARK	NAME	VENUE	DATE
ISV	17:31.37	Jackie Morgan	Tampa	10 Jul 99	SEY	18:17.7	Phylis Labonne	Victoria/SEY	14 Apr 07
ITA	14:44.50	Roberta Brunet	Köln	16 Aug 96	SGP	17:35.3	Yvonne Danson Tan	Singapore	2 Mar 97
JAM	15:07.50	Aisha Praught-Leer	Los Angeles (ER)	16 May 19	SLE	17:19.9	Mamie Konneh-Lahun	Freetown	26 Dec 12
JOR	16:25.20	Tamara Armoush	Milton Keynes	11 Aug 18	SLO	15:15.40	Helena Javornik	Hechtel	7 Aug 99
JPN	14:52.84	Ririka Hironaka	Tokyo	2 Aug 21	SMR	18:38.17	Monica Randi	San Marino	12 Jun 04
KAZ	14:52.64	Daisy Jepkemei	Eugene	27 May 22	SOL	18:01.62	Sharon Firisua	Río de Janeiro	16 Aug 16
KEN	14:18.37	Hellen Obiri	Roma	8 Jun 17	SRB	15:11.25	Olivera Jevtić	Sydney	22 Sep 00
KGZ	15:00.42	Darya Maslova	Baku	18 May 17	SRI	15:55.84	Gayanthika T. Abeyrathne	Colombo	31 Oct 21
KIR	21:09.36	Ruti Ioneba	Nikao	22 Sep 09	SSD	18:27.53	Falicia Oyo	Durban	23 Jun 16
KOR	15:34.17	Kim Do-Yeon	Abashiri	13 Jul 17	STP	17:25.99	Celma Bonfim Soares	Beijing	19 Aug 08
KOS	17:54.5	Myrvete Përvetica	Mitrovicë	14/15 Jun 03	SUD	16:01.25	Hind Roko Musa	Alger	24 Jun 04
KSA	20:33.42	Miznah Fayez Al-Nasser	Al-Kuwait	18 May 22	SUI	14:59.28	Anita Weyermann	Roma	5 Jun 96
KUW	20:01.6	Tayba Nader Mohamed Al-Nouri	Al-Kuwait	14 Nov 20	SUR	19:01.53	Ilsida Toemere	Río de Janeiro	22 Jul 11
LAO	17:45.55	Lodkeo Inthakoumman	Nay Pyi Taw	17 Dec 13	SVK	15:43.67	Alena Močariová	Grudziadz	21 Jun 88
LAT	14:47.71	Jeļena Čelnova-Prokopčuka	Stockholm	1 Aug 00	SWE	14:49.95	Meraf Bahta	Rabat	22 May 16
LBA	17:23.87	Najla Aqdeir Ali Salem	Modena	24 Sep 17	SWZ	17:30.04	Priscilla Mamba	Sydney	22 Sep 00
LBN	16:53.89	Nadia Dagher	Koblentz	25 May 16	SYR	17:03.6	Zeinab Bakour	Damascus	16 Aug 00
LBR	18:35.02	Eunice Jones	Winston-Salem	16 Mar 12	TAN	14:43.87	Zakya Mrisho	Helsinki	13 Aug 05
LCA	18:13.22	Nessa Paul	Louisville	29 May 04	TGA	19:34.12	Vasa Tulahe	Townsville	30 Nov 96
LES	16:47.24	Blandina Makatisi	Sasolburg	15 Mar 14	THA	17:09.59	Patcharee Chaitongsri	Hanoi	10 Dec 03
LIE	18:35.42	Carmen Senti	Reykjavík	6 Jun 97	TJK	17:47.55	Mehrangez Nazarova	Almaty	25 Jun 17
LTU	15:28.66	Inga Juodeškienė	Heusden	5 Aug 00	TKM	16:59.1	Anna Markelova	Ashkhabad	25 Apr 98
LUX	15:42.38	Danièle Kaber	Bruxelles	5 Sep 86	TKS	18:49.35	Rebecca Bernadin	Starkville	25 Mar 22
MAC	18:28.6	Hoi Long	Taipei	4 Oct 15	TLS	17:08.87	Agueda Fátima Amaral	Jakarta	24 Oct 89
MAD	16:20.30	Clarisse Rasoarizay	St. Paul/REU	13 Aug 98	TOG	17:10.11	Ablavi Adoki Atchadé	Lomé	15 May 11
MAR	14:32.08	Zahra Ouaziz	Berlin	1 Sep 98	TPE	16:10.20	Hsieh Chien-Ho	Yokohama	1 Jun 19
MAS	16:18.12	Yuan Yufang	Jakarta	13 Oct 97	TTO*	16:19.17	Tonya Nero	Wichita	16 Apr 11
MAW	15:36.22	Catherine Chikwakwa	Grosseto	13 Jul 04	TUN	15:59.98	Soulef Bouguerra	Radès	12 Jul 03
MDA	15:02.12	Svetlana Guskova	Tallinn	21 Jun 86	TUR	14:24.68	Elvan Abeylegesse	Bergen	11 Jun 04
MDV	20:10.30	Mariyam Abdul Kareem	Bambous	24 Jul 19	UAE	15:00.45	Alia Mohamed Saeed	Baku	18 May 17
MEX	15:00.16	Laura Galván	Tokyo	30 Jul 21	UGA	15:00.61	Sarah Chelangat	Nijmegen	15 Jun 19
MGL	16:11.10	Munkhzaya Bayartsogt	Incheon	2 Oct 14	UKR	14:59.26	Natalya Berkut	Moskva	12 Jun 04
MHL	21:32.75	Haley Nemra	Koror	5 Aug 10	URU	16:46.65	Elena Guerra	Montevideo	18 Apr 04
MKD	17:42.08	Andrijana Pop Arsova	Limassol	20 Jun 21	USA	14:23.92	Shelby Houlihan	Portland	10 Jul 20
MLI	16:57.54	Awa Arama Kleinmann	Lunéville	7 Jun 19	UZB	15:05.50	Svetlana Ulmasova	Moskva	8 Jul 86
MLT	16:43.8	Carol Galea	Marsa	8 Apr 95	VAN	20:11.4	Lucy Jeffrey	Port Vila	16/17 Dec 21
MNE	16:25.91	Sladana Perunović	Reykjavík	19 Jun 11	VEN	15:21.41	Joselyn Daniely Brea	Barinas	15 Apr 21
MOZ	16:58.22	Leonor Piuza	Maia	12 Jul 03	VIE	15:53.48	Nguyen Thi Oanh	Hanoi	10 Dec 21
MRI	16:52.76	Marie Perrier	Albi	22 May 21	YEM	20:22.02	Malayeen Al-Shalabi	Sharjah	4 Feb 14
MYA	16:06.01	Phyu War Thet	Nay Pyi Taw	17 Dec 13	ZAM	15:47.58	Mirriam Kaumba	Stanford	1 May 05
NAM	15:14.23	Helalia Johannes	Wuhan	24 Oct 19	ZIM	15:40.43	Samukeliso Moyo	Adelaide	8 Mar 00
NCA	18:01.70	Aldy Villalobos	Managua	30 Aug 09					
NED	14:22.12	Sifan Hassan	London	21 Jul 19					
NEP	16:49.98	Kanchi Maya Koju	Guangzhou	26 Nov 10					
NFI	25:35.0	Virginia Christian-Bailey	Middlegate	7 Nov 92					
NGR	15:47.6	Aminat Olowora	Portland	23 Jun 16					
NIG	18:15.7	Rachida Mamane	Cotonou	20 May 95					
NMI	18:51.02	Nathania Tan	Williamsburg	1 Apr 22					
NOR	14:37.33	Ingrid Kristiansen	Stockholm	5 Aug 86					
NZL	14:39.89i	Kim Smith	New York	27 Feb 09					
PAK	19:03.10	Myra Nur Lakdawala	San Francisco	25 Feb 17					
PAN	16:24.75	Rolanda Bell	Philadelphia	26 Apr 14					
PAR	16:13.28	Carmen Patricia Martínez	São Paulo	3 Aug 14					
PER	15:30.63	Inés Melchor	Trujillo	28 Nov 13					
PHI	16:40.81	Mercedita Manipol	Hanoi	10 Dec 03					
PLE	16:18.34	Mayada Al-Sayad	Berlin	29 Apr 17					
PLW	18:21.79	Christina Wicker	Cambridge, MA	4 Apr 15					
PNG	18:18.1	Rosemary Omundsen	Lae	30 Jun 95					
POL	15:04.88	Lidia Chojecka	Berlin	6 Sep 02					
POR	14:36.45	Fernanda Ribeiro	Hechtel	22 Jul 95					
PRK	15:37.5	Ham Bong Sil	Pyongyang	30 Apr 02					
PUR	15:46.65	Beverly Ramos	Stanford	4 Apr 14					
PYF	18:05.66	Vaité Bounhoure	Dunedin	21 Mar 03					
ROU	14:31.48	Gabriela Szabo	Berlin	1 Sep 98					
RSA	14:44.05	Elana Meyer	Hechtel	22 Jul 95					
RUS	14:23.75	Liliya Shobukhova	Kazan	19 Jul 08					
RWA	15:34.91	Salomé Nyirarukundo	Nijmegen	2 Jun 17					
SAM	19:42.0	Mele Steiner	Auckland	15 Feb 83					
SEN	17:38.47	Adama Barry Bâ	Dakar	19 Jul 19					

Alternative outdoor best for federation ratifying indoor marks as outright records (i)

NZL 14:45.93 Kim Smith Roma 11 Jul 08

Superior indoor bests not ratified by federation as outright records (‡)

AFG 21:19.71 Shabnam Fayyaz Terre Haute 22 Feb 20

CAN 14:31.88 Gabriela DeBues-Stafford Boston 11 Feb 22

GUA 16:58.96 Evelyn Chávez Notre Dame 3 Feb 17

HAI 20:43.87 Dieunise Désir Colledgeville 6 Dec 14

TTO 16:01.69 Tonya Nero Ames 12 Feb 11

Notes (*)

ARG 15:33.71 Florencia Borelli Mar del Plata 15 May 21 – mixed race

ARU 18:01.0 Cornelia Melis Vlissingen 31 May 89 – mixed race

ISL 15:53.5 Martha Ernstdóttir Essen 4 Aug 91 – mixed race

LIE 18:12.53 Nicole Klingler Friedrichshafen 25 Jul 14 – mixed race

PNG 18:09.30 Rosemary Omundsen Flein 26 Jul 95 – mixed race

SGP Thought to be a mixed race

10,000 Metres

AFG 46:11.52 Shabnam Fayyaz Greencastle 13 Apr 19

ALB 32:16.25 Luiza Gega Birmingham 5 Jun 21

ALG 32:13.15 Souad Aït Salem Mataró 23 Jul 04

AND 36:38.60 Sílvia Felipe Mataró 19 Mar 05

ANG 35:06.9 Ernestina Paulino Luanda 2 Aug 08

ARG 32:33.99 Daiana Ocampo Buenos Aires 14 May 22

COUNTRY	MARK	NAME	VENUE	DATE	COUNTRY	MARK	NAME	VENUE	DATE
ARM	36:12.00	Nune Avagian	Krasnodar	30 May 91	ISL	32:47.40	Martha Ernstsðóttir	Dublin	12 Jun 94
ARU	38:23.0	Cornelia Melis	Indianapolis	13 Aug 87	ISR	31:15.78	Lonah Chemtai Salpeter	London (PH)	6 Jul 19
ASA	45:34.6	Rose Siaoosi	Utulei	11 Apr 92	ISV	36:27.71	Jackie Morgan	Walnut	16 Apr 99
AUS	30:37.68	Benita Johnson	Paris (St. Denis)	23 Aug 03	ITA	31:05.57	Maura Viceconte	Heusden	5 Aug 00
AUT	32:12.33	Susanne Pumper	Salzburg	7 May 05	JAM	36:53.89	Twishana Williams	Hays	4 May 13
AZE	32:18.05	Layes Abdullayeva	Ostrava	15 Jul 11	JOR	34:00.81	Tamara Armoush	London (PH)	19 May 18
BAH	45:50.79	Jennaya Hield	Towson	29 Mar 15	JPN	30:20.44	Hitomi Niiya	Osaka	4 Dec 20
BAN	42:34.1	Rinki Biswas	Dhaka	4 Jan 22	KAZ	31:46.43	Natalya Sorokivskaya	Kyiv	2 Aug 88
BDI	30:41.93	Francine Niyonsaba	Tokyo	7 Aug 21	KEN	29:32.53	Vivian Cheruiyot	Río de Janeiro	12 Aug 16
BEL	31:03.60	Marleen Renders	Heusden	5 Aug 00	KGZ	31:36.90	Darya Maslova	Río de Janeiro	12 Aug 16
BER*	38:47.61	Ashley Estwanik	Hamilton/BER	15 Jul 13	KIR	54:59.74	Ruute Keakea	Koror	1 Aug 98
BIH	34:03.23	Luciah Kimani	Istanbul	12 Apr 08	KOR	32:33.61	Ahn Seul-Ki	Fukagawa	11 Jul 18
BLR	31:42.02	Yekaterina Khramenkova	Kyiv	2 Aug 88	KOS	37:53.47	Luljeta Zhegrova-Shala	Skopje	29 Apr 17
BOL	34:09.54	Jhoselyn Camargo	Guayaquil	29 May 21	KSA	45:25.40	Miznah Faye Al-Nasser	Al-Kuwait	16 May 22
BOT	39:41.52	Onkemetse Solotata	Windhoek	6 Sep 03	KUW	43:03.88	Tayba Nader Mohamed	Al-Qāhira	7 Apr 19
BRA	31:47.76	Carmen Souza de Oliveira	Stuttgart	21 Aug 93	LAO	37:41.96	Lodkeo Inthakoumman	Nay Pyi Taw	19 Dec 13
BRN	29:50.77	Kalkidan Gezahegne	Maia	8 May 21	LAT	30:38.78	Jeļena Prokopčuka	Göteborg	7 Aug 06
BUL	32:30.07	Militsa Mircheva	Stanford	29 Mar 19	LBN	36:31.80	Maria Pia Nehmé	Quebec	12 Jul 19
CAF	39:10.2	Martine Bayo Hirchenhahn	Strasbourg	22 Sep 96	LCA*		See footnote		
CAM	43:45.92	Mey Jou Heng	Singapore	16 Jul 16	LES	33:46.39	Neheng Khatala	Durban	26 Mar 21
CAN	31:13.94	Andrea Seccafien	Irvine	14 May 21	LIE*		See footnote		
CAY	34:21.19	Michelle Bush	Philadelphia	27 Apr 89	LTU	32:30.48	Živilė Balčiūnaitė	Tula	14 Jun 05
CGO	36:20.5	Clème Prudence Mambéké	Brazzaville	7/8 Jul 18	LUX	32:16.97	Danièle Kaber	Stuttgart	30 Aug 86
CHI	33:23.12	Erika Olivera	Concepción	30 Nov 96	MAC	38:57.94	Hoi Long	Taipei	7 Sep 09
CHN	29:31.78	Wang Junxia	Beijing	8 Sep 93	MAD	33:52.25	Clarisse Rasoarizay	St Paul/REU	11 Aug 98
CIV	38:27.14	Maférima Traoré	Bouaké	22 Jul 95	MAR	31:16.94	Asmae Leghzaoui	Radès	12 Sep 01
CMR	36:47.3	Tatou Tchinda	Yaoundé	31 May 10	MAS	33:50.80	Palaniappan Jayanthi	Bruxelles	16 Jul 94
COD	37:39.9	Kungu Bakombo	Angoulême	10 Apr 93	MAW	35:03.6	Catherine Chikwakwa	Harare	3 Jul 05
COL	32:19.59	Carolina Tabares	Stanford	2 May 19	MDA	31:42.43	Svetlana Guskova	Stuttgart	30 Aug 86
COM	48:48.0	Frahaty Ali M'Sa	Fomboni	29 Dec 13	MDV	42:08.62	Mariyam Abdul Kareem	Kathmandu	3 Dec 19
CPV	37:46.59	Sónia Lopes	Lumezzane	11 May 03	MEX	31:10.12	Adriana Fernández	Brunswick	1 Jul 00
CRC	34:35.74	Diana Bogantes	San José/CRC	27 Jun 21	MGL	33:31.11	Munkhzaya Bayartsogt	Incheon	27 Sep 14
CRO	33:08.1	Bojana Bjeljac	Zagreb	30 Mar 19	MKD	35:00.30	Andrijana Pop Arsova	Skopje	17 Apr 22
CUB	33:45.76	Yudileyvis Castillo	Toronto	23 Jul 15	MLT*	34:25.1	Carol Galea	Watford	30 Apr 97
CYP	32:59.30	Andri Avraam	Seoul	26 Sep 88	MNE	34:57.0	Slađana Perunović	Bar	13 Apr 14
CZE	32:08.16	Moirá Stewartová	Pacé	28 May 22	MON	48:02.7	Adrienne Pastorelly	Nice	30 Apr 88
DEN*	31:45.4	Loa Olafsson	København (Ø)	6 Apr 78	MOZ	36:49.02	Teresa Domingos	Beira	24 Jun 02
DOM	33:58.79	Andreina De La Rosa	Santo Domingo	15 Jun 17	MRI	34:43.31	Marie Perrier	Pacé	13 Apr 19
ECU	32:42.25	Martha Tenorio	Vancouver	31 May 92	MYA	33:52.2	Win Win Mar	Rangoon	20 Jul 97
EGY	36:17.1	Sarah Ahmed Abou Hassan	El Maadi	5 Apr 07	NAM	33:42.19	Elizabeth Mongudhi	Windhoek	25 Jul 99
ERI	31:10.08	Weini Kelati	San Juan Capistrano	5 Dec 20	NCA	39:31.29	Yelka Mairena	Tegucigalpa	2 Jul 17
ESA	36:08.05	Debora Leonor Magaña	Edwardsville	22 May 97	NED	29:06.82	Sifan Hassan	Hengelo	6 Jun 21
ESP	30:51.69	Marta Domínguez	Göteborg	7 Aug 06	NEP	35:03.43	Kanchi Maya Koju	Colombo	25 Aug 06
EST	32:47.86	Sirje Eichelmann	Kyiv	2 Aug 88	NFI	47:13.9	Virginia Christian-Bailey	Middlegate	7 Nov 92
ETH	29:01.03	Letesenbet Gidey	Hengelo	8 Jun 21	NGR	33:33.33	Aminat Olowora	Wichita	6 Apr 19
FIJ	38:49.6	Salome Tabuatalei	Suva	2 Oct 93	NMI	39:41.03	Nathania Tan	New York	8 Apr 22
FIN	31:40.42	Annemari Sandell	Atlanta	27 Jul 96	NOR	30:13.74	Ingrid Kristiansen	Oslo	5 Jul 86
FRA	31:35.81	Christelle Daunay	Bilbao	3 Jun 12	NZL	30:35.54	Kim Smith	Stanford	4 May 08
FSM	48:10.03	Belinda Renmog	Santa Rita	4 Jun 99	PAK	40:42.7	Rabia Ashiq	Lahore	21 Apr 11
GAB	41:33.49	Véronique Bingouma	Ibadan	23 Aug 97	PAN	37:14.99	María Teresía Ferris	Cd. de Panamá	16 Apr 11
GBR	30:01.09	Paula Radcliffe	München	6 Aug 02	PAR	33:18.22	Carmen Patricia Martínez	London	5 Aug 17
GEO*		See footnote			PER	31:56.62	Inés Melchor	Stanford	2 May 15
GEQ	43:24.5	Mercedes Asue Elo	Mongomo	5 Jul 02	PHI	34:40.3	Christabel Martes	Manila	17 May 01
GER	31:01.71	Konstanze Klosterhalfen	Austin	27 Feb 21	PLE	34:48.07	Mayada Al-Sayad	Celle	7 May 16
GHA	35:27.23	Lydia Mato	Hutchinson	14 May 15	PLW	50:04.91	Anaya Masang	Abay	16 Jul 18
GIB	36:23.35	Kim Baglietto	St Clement	1 Jul 15	PNG	38:01.73	Rosemary Turare	Port Vila	11 Dec 93
GRE	31:36.16	Alexi Pappas	Río de Janeiro	12 Aug 16	POL	31:43.51	Karolina Jarzynska	Ostrava	27 Jun 13
GUA	35:11.85	Evelyn Chávez	Stanford	31 Mar 17	POR	30:22.88	Fernanda Ribeiro	Sydney	30 Sep 00
GUI*		See footnote			PRK	32:02.0	Hong Myong Hui	Pyongyang	20 Jun 97
GUM	37:12.43	Sloan Siegrist-Palmore	San Francisco	26 Mar 10	PUR	32:36.03	Beverly Ramos	Stanford	5 May 17
GUY	37:21.71	Abidemi Charles	Macomb	15 May 03	PYF	38:48.45	Sophie Gardon	Apia	5 Sep 07
HKG	32:39.88	Chan Man Yee Ropper	Walnut	19 Apr 02	ROU	31:11.24	Mihaela Botezan	Athína	27 Aug 04
HON	38:56.52	Edith Ramírez	San Pedro Sula	11 Dec 97	RSA	30:52.51	Elana Meyer	London	10 Sep 94
HUN	31:40.31	Anikó Kálovics	Watford	5 Jul 03	RUS	30:23.07	Alla Zhilyayeva	Paris (St. Denis)	23 Aug 03
INA	32:49.47	Triyaningsih	Vientiane	17 Dec 09	RWA	31:45.82	Salomé Nyirarukundo	Durban	25 Jun 16
IND	31:50.47	Preeja Sreedharan	Guangzhou	21 Nov 10	SEY	41:07.8	Simone Zapha	Victoria/SEY	28 Apr 06
IRI	34:52.56	Parisa Arab	Tehran	9 Oct 21	SGP	36:27.39	Yvonne Danson Tan	Chiangmai	11 Dec 95
IRL	30:47.59	Sonia O'Sullivan	München	6 Aug 02	SLO	31:06.63	Helena Javornik	Athína	27 Aug 04
IRQ	35:44.93	Maisaa Hussein Matrood	Athína	2 Aug 97	SMR	50:09.4	Mona Bucci Fistrad	San Marino	12 Apr 03

COUNTRY	MARK	NAME	VENUE	DATE	COUNTRY	MARK	NAME	VENUE	DATE
SOL	37:54.60	Sharon Firisua	Suva	1 Jul 17	BIZ	3:05:13	Melissa Henderson	Houston	15 Jan 06
SRB	31:29.65	Olivera Jevtić	Sydney	30 Sep 00	BLR	2:23:54	Volha Mazuronak	London	24 Apr 16
SRI	33:55.06	Hiruni Wijayarathne	Portland	9 Jun 18	BOL	2:42:33	Tania Chávez-Moser	Berlin	29 Sep 19
SSD	37:55.31	Falicia Oyo	Durban	25 Jun 16	BOT	2:51:32	Onkemetse Solotata	Durban	10 Feb 08
SUD	33:20.09	Amina Bakhit	Dubai	23 Apr 16	BRA	2:27:41dh	Carmen Souza de Oliveira	Boston	18 Apr 94
SUI	31:35.96	Daria Nauer	Helsinki	13 Aug 94	BRN	2:20:02	Eunice Chumba	Seoul	17 Apr 22
SUR	41:11.21	Ilsida Toemere	Río de Janeiro	20 Jul 11	BRU	3:56:11	Jacqueline Teo Cheng Nee	Singapore	7 Dec 08
SVK	32:47.24	Ludmila Melicherová	Stuttgart	30 Aug 86	BUL	2:29:23	Militsa Mircheva	København	15 May 22
SWE	31:08.05	Meraf Bahta	Stockholm	4 May 21	BUR	4:00:37	Nicole Badolo	Ouagadougou	29 May 10
SWZ	36:46.75	Priscilla Mamba	Johannesburg	17 Sep 99	CAF	3:28:41	Virginie Gloum	Bondoufle	11 Jul 94
SYR	36:11.94	Zeinab Bakour	Bangkok	14 Dec 98	CAM	2:59:42	Nary Ly	Valencia	15 Nov 15
TAN	31:32.02	Restituta Joseph	Lille	13 Jun 99	CAN	2:24:50	Malindi Elmore	Houston	19 Jan 20
THA	34:46.61	Jane Vongvorachoti	Philadelphia	25 Apr 13	CAY	2:37:41	Michelle Bush-Cuke	Sacramento	8 Dec 91
TJK	37:01.22	Nadima Mirzoyeva	Dushanbe	12/13 Jun 16	CGO	2:42:37	Clème Prudence Mambéké	Douala	31 Oct 21
TKM	35:54.7	Anna Markelova	Ashkhabad	16 May 99	CHA	2:51:04	Bibiro Ali Taher	Milano	3 Apr 22
TLS	37:04.17	Agueda Fátima Amaral	Jakarta	Sep 88	CHI	2:32:23	Erika Olivera	Rotterdam	18 Apr 99
TOG	40:45.2	Hélène Banasso	Lomé	May 08	CHN	2:19:39	Sun Yingjie	Beijing	19 Oct 03
TPE	33:39.90	Hsieh Chien-Ho	New Taipei	9 Mar 21	CIV	4:10:09	Isabelle Konaté	Barcelona	7 Mar 10
TTO	33:11.71	Tonya Nero	Stanford	25 Mar 11	CMR	2:56:11	Sabine Otomo Mendouga	Douala	31 Oct 21
TUN	33:12.98	Soulef Bouguerra	Bucureşti	9 Aug 03	COD	3:11:14	Ritha Tumaini Nzabava	Kigali	16 Jun 19
TUR	30:21.67	Elvan Abeylegesse	Antalya	15 Apr 06	COK	3:32:33	Kiki Atonia	Avarua	3 May 80
UAE	31:10.25	Alia Mohamed Saeed	Dubai	23 Apr 16	COL	2:29:12	Angie Orjuela	Valencia	6 Dec 20
UGA	31:06.46	Sarah Chelangat	Hengelo	10 Oct 20	COM	3:30:00	Frahaty Ali M'Sa	Moroni	3 Jun 12
UKR	31:08.89	Natalya Berkut	Tula	25 Jun 04	CPV	2:58:00	Sónia Lopes	Padova	27 Apr 03
URU	35:56.58	Lorena Sosa	Montevideo	6 Mar 21	CRC	2:38:22	Gabriela Traña	Berlin	25 Sep 11
USA	30:13.17	Molly Huddle	Río de Janeiro	12 Aug 16	CRO	2:25:44	Lisa Christina Stublić	Zürich	7 Apr 13
UZB	31:57.42	Sitora Khamidova	London	5 Aug 17	CUB	2:36:35	Emperatriz Wilson	Caracas	13 Dec 92
VAN	42:14.65	Margaret Kuras	Apia	17 Jul 19	CYP	2:34:17	Dagmara Handzlik	Gold Coast	7 Jul 19
VEN	33:09.33	Edymar Daniely Brea	Torre Vieja	10 Apr 21	CZE*	2:26:31	Eva Vrabcová-Nyvitová	Berlin	12 Aug 18
VIE	34:01.59	Pham Thi Hong Le	Hanoi	13 Dec 21	DEN	2:29:34	Dorthe S. Rasmussen	London	23 Apr 89
ZAM	34:46.4	Miriam Kaumba	Wichita	16 Apr 05	DMA	4:14:59	Janelle Prevost	Paris	12 Apr 15
ZIM	33:20.16	Julia Sakara	Stuttgart	19 Aug 93	DOM	2:38:30	Natividad Buacier	Berlin	29 Sep 19
					ECU	2:27:38	Andrea Bonilla	Valencia	5 Dec 21
					EGY	3:36:56	Mona Mahmoud	Alexandria	8 Oct 04
					ERI	2:21:56	Nazret Weldu	Daegu	3 Apr 22
					ESA	2:49:34	Kriscia Lorena García	San Salvador	15 May 88
					ESP	2:26:51	Ana Isabel Alonso	San Sebastián	15 Oct 95
					EST	2:27:04	Jane Salumäe	Torino	11 May 97
					ETH	2:17:23	Yalemzerf Yehualaw	Hamburg	24 Apr 22
					FIJ	4:13:06	Anna Cowley	Suva	21 Jul 18
					FIN	2:28:00	Ritva Lemettinen	London	2 Apr 95
					FRA	2:24:22	Christelle Daunay	Paris	11 Apr 10
					FSM	4:13:21	Renee Haragsim	Chicago	13 Oct 13
					GAB	2:49:14	Josiane Aboungone	Paris	9 Apr 00
					GAM	2:45:00	Mariama T. Jallow	Kassel	18 Sep 16
					GBR	2:15:25	Paula Radcliffe	London	13 Apr 03
					GEO	3:18:48	Nino Makharadze	Philadelphia	17 Nov 13
					GER	2:19:19	Irina Mikitenko	Berlin	28 Sep 08
					GHA	2:42:12	Sakat Lariba	Accra	21 Sep 15
					GIB	3:05:43	Emma Montiel	London	24 Apr 16
					GRE	2:33:40	María Polizou	Budapest	23 Aug 98
					GRN	3:22:40	Jennifer Boca	New York	4 Nov 90
					GUA	2:49:39	Dina Cruz Velázquez	Miami	30 Jan 11
					GUI	3:20:11	Aïda Diallo-Camara	Carqueiranne	23 Nov 03
					GUM*	2:59:43	Jen Allred	Pensacola	29 Feb 92
					GUY	3:01:08	Abidemi Charles	Port-of-Spain	30 Jan 00
					HAI	3:10:51	Bertine Lainé	Miami	2 Feb 14
					HKG	2:31:24	Yiu Kit Ching	Milano	16 May 21
					HON	2:57:17	Magda Milady Castillo	Edmonton	12 Aug 01
					HUN	2:28:50	Judith Nagy	Berlin	29 Sep 96
					INA	2:31:49	Triyaningsih	Guangzhou	27 Nov 10
					IND	2:34:43	Orchatteri Puthiya Jaisha	Beijing	30 Aug 15
					IRI	2:45:23	Mandana Nouri	Valencia	5 Dec 21
					IRL	2:22:23	Catherina McKiernan	Amsterdam	1 Nov 98
					IRQ	3:22:23	Yasmin Wadhai	Dubai	20 Jan 17
					ISL	2:35:15	Martha Ernstsóttir	Berlin	26 Sep 99
					ISR	2:17:45	Lonah Chemtai Salpeter	Tokyo	1 Mar 20
					ISV	2:43:59	Lisha Hamilton	San Diego	6 Jun 04
					ITA	2:23:44	Valeria Straneo	Rotterdam	15 Apr 12

Notes (*)

BER	37:44.9	Anna Eatherley Hamilton	BER 4 Jul 93 – mixed race
DEN			Official record set in mixed race. Alternative record – 32:02.89 Dorthe S. Rasmussen, Knarvik 4 Sep 83
GEO			Valeriya Zhandarova became a Georgian citizen in Jan 2018
GUI	46:08.97	Aïda Diallo-Camara	La Seyne-sur-Mer 29 Mar 14 – mixed race
LCA	39:02.56	Nessa Paul	St Charles MO 13 May 04 – mixed race
LIE	39:43.65	Kerstin Mennenga	Dornbirn 2 Apr 05 – mixed race
MLT			Official record set in mixed race. Alternative record – 34:55.78 Galea San Marino 1 Jun 01

Marathon

AFG	3:24:07	Sahar Zamir	Bismarck	15 Sep 07
ALB	2:35:34	Luiza Gega	Skopje	4 Oct 20
ALG	2:25:08	Souad Ait Salem	Roma	18 Mar 07
AND	3:09:49	Dulce Casanova	Valencia	19 Nov 17
ANG	3:48:29	Cristina Saraiva	Porto	2 Nov 14
ANT	3:17:42	Sheryl Hastings	New York	7 Nov 99
ARG	2:26:54	Florencia Borelli	Sevilla	20 Feb 22
ARM	2:56:57	Alexa Babakhanian	Edmonton	12 Aug 01
ARU	2:53:24	Cornelia Melis	Seoul	23 Sep 88
ASA	3:57:15	Faye Ondelacy	Anchorage	19 Jun 99
AUS	2:22:36	Benita Johnson	Chicago	22 Oct 06
AUT	2:30:43	Andrea Mayr	Wien	19 Apr 09
	2:30:43	Eva Wutti	Wien	13 Dec 20
AZE	2:43:35	Gezashign Safarova	Madrid	28 Apr 13
BAH	2:54:37	Giselle Pyfrom	Jacksonville	16 Dec 95
BAN	3:39:50	Papiya Khatun	Dhaka	10 Jan 22
BAR	3:06:07	Caroline Moorat	Port-of-Spain	7 Jun 87
BDI	2:27:50	Diane Nukuri-Johnson	London	26 Apr 15
BEL	2:23:05	Marleen Renders	Paris	7 Apr 02
BEN	2:49:19	Bentille Alassane	Parakou	9 Feb 19
BER	2:54:18	Deborah Butterfield	Hamilton	14 Jan 90
BHU	3:07:39	Deki Yangzom	New York	7 Nov 21
BIH	2:34:57	Luciah Kimani	Zagreb	9 Oct 11

COUNTRY	MARK	NAME	VENUE	DATE	COUNTRY	MARK	NAME	VENUE	DATE
IVB	4:24:44	Anna Kinkad	Orlando	10 Jan 16	SGP	2:34:41	Yvonne Danson Tan	Chiangmai	13 Dec 95
JAM	3:08:47	Jill Vincent	San Diego	4 Jun 00	SKN	3:55:39	Vanessa Williams	Charlestown	20 Sep 14
JOR	2:56:39	Tamara Armoush	London	28 Apr 19	SLE	2:47:09	Mamie Konneh-Lahun	London	13 Apr 14
JPN	2:19:12	Mizuki Noguchi	Berlin	25 Sep 05	SLO	2:27:33	Helena Javornik	Amsterdam	17 Oct 04
KAZ	2:26:54	Zhanna Mamazhanova	Rotterdam	10 Apr 22	SMR	3:10:00	Amy-Gail Cesaretti	Ravenna	1 May 83
KEN	2:14:04	Brigid Kosgei	Chicago	13 Oct 19	SOL	3:02:10	Sharon Firisua	Sapporo	7 Aug 21
KGZ	2:26:27dh	Irina Bogachova	Boston	17 Apr 00	SOM	4:13:15	Aisha Musa	Frankfurt	30 Oct 16
KOR	2:25:41	Kim Do-Yeon	Seoul	18 Mar 18	SRB	2:25:23	Olivera Jevtić	Rotterdam	13 Apr 03
KOS	3:02:15	Diana Berisha-Klusóczyki	Krems	23 Sep 18	SRI	2:34:10	Hiruni Wijayarathne	Düsseldorf	28 Apr 19
KSA	3:07:16	Sarah Attar	Chicago	7 Oct 18	SUD	2:49:52	Chaltu Niguese Shiferaw	Dubai	22 Jan 16
KUW	3:32:26	Taiba Al-Nouri	Al-Kuwait	16 Jan 16	SUI*	2:26:14	Fabienne Schlumpf	Belp	3 Apr 21
LAO	3:21:22	Souksavanh Malivanh	Vientiane	9 Dec 19	SUR	3:40:32	Ilsida Toemere	Eindhoven	12 Oct 14
LAT	2:22:56	Jejena Prokopčuka	Osaka	30 Jan 05	SVK	2:33:19	Ludmila Melicherová	Wien	22 Apr 90
LBA	3:34:11	Ilaaf Darrat	Houston	20 Jan 19	SWE	2:23:41	Isabellah Andersson	Dubai	21 Jan 11
LBN	2:36:40	Chirine Njeim	Eugene	13 Apr 21	SWZ	2:56:24	Priscilla Mamba	Ngodwana	19 Mar 05
LBR	2:50:10dh	Monique Maddy	Boston	15 Apr 02	SYR	3:25:28	Amal Katrib	North Bend	10 Jun 18
LCA	4:25:39	Lizette Ward	Berlin	25 Sep 11	TAN	2:24:59	Banuela Mrashani	Tokyo	17 Nov 02
LES	2:28:06	Neheng Khatala	Cape Town	30 May 21	TGA*	5:09:41	Falamoe Fau'ese Weber	Berlin	25 Sep 11
LIE	2:51:20	Nicole Klingler	Praha	11 May 08	THA	2:40:40	Jane Vongvorachoti	Chicago	12 Oct 14
LTU	2:25:15	Živilė Balčiūnaitė	Tokyo	20 Nov 05	TJK	2:39:01	Gulsara Dadabayeva	Ljubljana	26 Oct 03
LUX	2:29:23	Danièle Kaber	Seoul	23 Sep 88	TKM	2:57:36	Tamara Tongush	Ashkhabad	5 Dec 85
MAC	2:55:05	Hoi Long	Macau	1 Dec 19	TKS	3:45:48	Lynn Robinson	New York	6 Nov 11
MAD	2:38:21	Clarisse Rasoarizay	Bambous	6 Sep 03	TLS	3:03:53	Agueda Fátima Amaral	Hanoi	12 Dec 03
MAR	2:24:09	Majida Maayouf	Sevilla	20 Feb 22	TOG	3:02:52	Kpéta Tchato	Parakou	10 Feb 18
MAS	2:49:28	Yuan Yufang	Kuala Lumpur	30 Apr 00	TPE	2:32:41	Tsao Chun-Yu	Taipei	20 Dec 20
MAW	2:48:34	Tereza Master	Río de Janeiro	14 Aug 16	TTO	2:42:58	Tonya Nero	Sacramento	8 Dec 19
MDA	2:27:26	Lilija Fisikovici	London	28 Apr 19	TUN	2:40:13	Amira Benamor	London	5 Aug 12
MDV*	3:26:25	Aishath Rishmee	Dhaka	10 Jan 22	TUR	2:24:44	Sultan Haydar	Dubai	23 Jan 15
MEX	2:22:59	Madai Pérez	Chicago	22 Oct 06	UAE	4:08:14	Sara Al-Ulama	Dubai	24 Jan 20
MGL	2:28:03	Bayartsogt Munkhzaya	Osaka	26 Jan 20	UGA	2:23:13	Juliet Chekwel	Sevilla	23 Feb 20
MHL	4:48:36	Mereille Bishop	Honolulu	14 Dec 14	UKR	2:23:32	Olena Shurhno	Berlin	30 Sep 12
MKD	2:35:29	Andrijana Pop Arsova	København	15 May 22	URU	2:48:58	María Laura Bazallo	Buenos Aires	13 Oct 13
MLI	5:04:08	Yonica Bégni	Marrakech	25 Jan 09	USA	2:19:12	Keira D'Amato	Houston	16 Jan 22
MLT	2:36:52	Carol Galea	Firenze	1 Dec 96	UZB	2:30:36	Nadezhda Usmanova	Vilnius	7 Oct 84
MNE	2:39:07	Sladana Perunović	London	5 Aug 12	VEN	2:36:15	Megaly García	Valencia	1 Dec 19
MON	3:35:39	Adrienne Pastorelly	Marrakech	12 Jan 92	VIE	2:45:10	Hoang Thi Tanh	Hanoi	24 Nov 16
MOZ	4:26:37	Arminda Matsimbe	New York	3 Nov 19	VIN	3:18:44	Adelaide Carrington	Port-of-Spain	26 Jan 03
MRI	2:39:43	Marie Perrier	Barcelona	8 May 22	YEM*	5:15:03	Buthainah Albaity	London	28 Apr 19
MYA	2:38:42	Pa Pa	Yangon	13 Feb 04	ZAM	3:01:20	Mercy Kalunga	Lusaka	18 Apr 15
NAM	2:19:52	Helalia Johannes	Valencia	6 Dec 20	ZIM	2:29:20	Tabitha Tsatsa	Seoul	16 Mar 08
NCA	3:07:13	Yelka Mairena	Managua	17 Dec 17					
NED	2:22:51	Nienke Brinkman	Rotterdam	10 Apr 22					
NEP*	2:55:57	Kanchhi Maya Koju	Kathmandu	24 Sep 16	BRA	2:29:17	Adriana Aparecida da Silva	Tokyo	26 Feb 12
NGR	2:40:37	Mary Akor	St. Louis	3 Apr 04	KGZ	2:27:46	Irina Bogachova	Chicago	24 Oct 99
NMI	3:09:49	Mamiko Oshima-Berger	Saipan	3 Mar 12	LBR	3:02:03	Monique Maddy	New York	3 Nov 02
NOR	2:21:06	Ingrid Kristiansen	London	21 Apr 85	POL	2:26:08	Małgorzata Sobańska	Chicago	7 Oct 01
NZL	2:25:21	Kim Smith	London	25 Apr 10	RSA	2:25:28	Gerda Steyn	Siena	11 Apr 21
OMA	3:57:33	Zuwena Al-Rawahi	Muscat	27 Jan 17					
PAK	3:39:56	Zeenat Mansoor	New York	3 Nov 19					
PAN	2:49:28	Danielle Wagner	Ottawa	29 May 16					
PAR	2:35:17	Carmen Patricia Martínez	Düsseldorf	30 Apr 17					
PER	2:25:57	Gladys Tejeda	Sevilla	20 Feb 22					
PHI	2:43:31	Marie-Joy Tabal	Ottawa	29 May 16					
PLE	2:39:28	Mayada Al-Sayad	Hannover	7 Apr 19					
PLW	3:43:31	Jacqueline Keri Telli	St Joseph, MN	9 May 15					
PNG	3:41:14	Rosemary Turare	Goroka	13 Nov 94					
POL	2:24:18dh	Wanda Panfil	Boston	15 Apr 91					
POR	2:23:29	Rosa Mota	Chicago	20 Oct 85					
PRK	2:25:31	Ham Bong Sil	Paris (St. Denis)	31 Aug 03					
PUR	2:32:43	Beverly Ramos	Siena	11 Apr 21					
PYF	2:49:12	Sophie Gardon	Moorea	12 Feb 06					
QAT	4:23:30	Hanoof Al-Thani	London	3 Oct 21					
ROU	2:18:04	Joan Chelimo Melly	Seoul	17 Apr 22					
RSA	2:25:15dh	Elana Meyer	Boston	18 Apr 94					
RUS	2:20:47	Galina Bogomolova	Chicago	22 Oct 06					
RWA	2:28:02	Salomé Nyirarukundo	Montreal	23 Sep 18					
SAM	3:11:58	Mele Steiner	Auckland	22 Nov 81					
SEN	3:39:17	Madjiguène Mbaye	Dakar	21 Nov 21					
SEY	3:30:53	Simone Zapha	Le Tampon	6 Jun 10					

Boston course downhill (dh), but record still ratified. Alternative records

BRA	2:29:17	Adriana Aparecida da Silva	Tokyo	26 Feb 12
KGZ	2:27:46	Irina Bogachova	Chicago	24 Oct 99
LBR	3:02:03	Monique Maddy	New York	3 Nov 02
POL	2:26:08	Małgorzata Sobańska	Chicago	7 Oct 01
RSA	2:25:28	Gerda Steyn	Siena	11 Apr 21

Notes (*)

CZE	2:25:19	Alena Peterková	Boston	18 Apr 94 – downhill
GUM	2:54:34	Rhonda Davidson-Alley	Portland	2 Oct 94 – not ratified by federation as she moved to Guam only after this day
MDV	3:21:54	Mariyam Abdul Kareem	Kathmandu	7 Dec 19 – short distance
NEP	2:50:11	Pushpar Bhandari	Kathmandu	7 Dec 19 – short distance
SUI	2:25:51	Franziska Rochat-Moser	Boston	19 Apr 99 – downhill
TGA	4:56:39	Falamoe Fau'ese Weber	Berlin	25 Sep 11 – chip time
YEM	4:51:53	Buthainah Albaity	Berlin	29 Sep 19 – chip time

3000 Metres Steeplechase

ALB	9:19.93	Luiza Gega	Doha	30 Sep 19
ALG	9:25.90	Amina Betiche	Baku	17 May 17
AND	11:13.86	Xénia Mourelo	La Nucía	21 May 22
ANG	10:56.77	Lilian Silva	Póvoa de Varzim	29 May 10
ARG	9:25.99	Belén Adaluz Casetta	London	11 Aug 17
ARM	11:08.01	Ellada Alaverdjan	Skopje	10 Aug 19
AUS	9:14.28	Genevieve LaCaze	Paris (St. Denis)	27 Aug 16
AUT	9:47.61	Andrea Mayr	Namur	2 Jul 08
AZE	9:34.75	Layes Abdullayeva	Barcelona	30 Jul 10

COUNTRY	MARK	NAME	VENUE	DATE	COUNTRY	MARK	NAME	VENUE	DATE
BAH	11:59.00	Jessica Ferguson	Indianola	12 Apr 03	LUX	10:58.58	Véronique Hansen	Dudelange	13 Jun 08
BDI	11:28.83	Spéciose Gakobwa	St. Renan	19 Jun 10	MAC	13:14.89	Ao Leong Wai San	Hongkong	22 Apr 17
BEL	9:28.47	Veerle Dejaeghere	Neerpelt	2 Jun 07	MAD	9:44.50	Marie-Éliane Saholinirina	Durban	26 Jun 16
BER	10:27.50	Ashley Berry	Atlanta	16 May 14	MAR	9:20.64	Salima El Ouali Alami	Monaco	17 Jul 15
BIH	10:16.80	Biljana Cvijanović	Mersin	28 Jun 13	MAS	10:55.31	Melinder Kaur	Malacca	17 Jun 10
BIZ	14:58.69	Ashontie Carr	Kingston	12 Apr 19	MDA	9:36.63	Oksana Juravel	Berlin	15 Aug 09
BLR	9:16.51	Alesya Turova	Gdansk	27 Jul 02	MEX	9:48.33	Ana Narváez	Eagle Rock	14 May 15
BOL	10:11.01	Tania Chávez-Moser	Trujillo	25 Aug 18	MKD	12:09.82	Marija Stojanovska	Marsa	24 Jun 17
BOT	10:32.15	Onneile Dintwe	Durban	9 Apr 11	MLT	10:54.25	Mona Lisa Camilleri	Marsa	29 Jun 19
BRA	9:36.43	Tatiane Raquel da Silva	Tokyo	1 Aug 21	MNE	10:40.1	Sladana Perunović	Bar	8 Jun 13
BRN	8:52.78	Ruth Jebet	Paris (St. Denis)	27 Aug 16	MRI	11:57.32	Rachel Michel	St Paul/REU	4 Aug 15
BUL	9:33.41	Silvia Danekova	Pitești	1 Aug 15	MYA	10:52.75	Khin Mar Se	Singapore	12 Jun 15
CAN	9:22.40	Geneviève Lalonde	Tokyo	4 Aug 21	NAM	11:17.84	Shiivomwene Shilongo	Windhoek	28 Apr 12
CHI	10:39.82	Ingrid Galoso	Lima	6 Sep 08	NCA	11:41.0	Yelka Mairena	Managua	17 Apr 11
CHN	9:20.32	Zhang Xinyan	Shaoxing	8 Apr 21	NED	9:27.38	Irene van der Reijken	Huelva	3 Jun 21
CIV	12:21.7	Maïmouna Berthé	Abidjan	20 Jun 18	NOR	9:13.35	Karoline Bjerkeli Grøvdal	Sandnes	26 Aug 17
COD	13:44.65	Janne Hamisi	El Dorado	4 May 19	NZL	9:32.54	Kate Mcllroy	Heusden	22 Jul 06
COL	9:42.71	Ángela Figueroa	Río de Janeiro	20 May 12	PAN	9:47.16	Rolanda Bell	New York	13 Jun 15
CPV	10:58.77	Sónia Lopes	Marcon	19 May 07	PAR	10:39.2	María Caballero	Asunción	27 Jul 13
CRC	10:59.80	Gabriela Traña	Ponce	26 May 06	PER	9:52.32	Zulema Arenas	Santa Marta	24 Nov 17
CRO	10:02.20	Kristina Hendel	Oordegem	26 May 18	PHI	10:22.49	Jessica Barnard	Stanford	1 May 16
CUB	9:58.7	Yoslín Ocampo	La Habana	30 May 09	PLW	11:51.13	Christina Wicker	Troy	5 Apr 14
CYP	10:40.79	Stella Christophorou	Athens, GA	23 Apr 11	PNG	11:10.48	Rama Kumilgo	Cairns	10 May 15
CZE	9:41.73	Marcela Lustigová	Praha	13 Jun 11	POL	9:17.15	Wioletta Janowska	Athína	3 Jul 06
DEN	9:13.46	Anna Emilie Møller	Doha	30 Sep 19	POR	9:18.54	Jéssica Augusto	Huelva	9 Jun 10
DOM	9:45.84	María Mancebo	São Paulo	1 Aug 14	PRK	10:04.4	Ju Ok Byol	Pyongyang	10-15 Apr 19
ECU	10:06.74	Katherine Tisalema	Lima	10 Aug 19	PUR	9:39.33	Beverly Ramos	Sotteville	10 Jul 12
EGY	11:15.9	Sarah Ahmed Abou Hassan	El Maadi	23 Mar 08	PYF	11:07.55	Heiata Brinkfield	Nouméa	6 Sep 11
ERI	10:25.2	Yohana Zemuy	Asmara	1-3 Apr 11	ROU	9:16.85	Cristina Casandra	Beijing	17 Aug 08
ESA	10:38.25	Zuna Portillo-Rodríguez	Baton Rouge	21 Apr 12	RSA	9:54.19	Tebogo Masehla	Oordegem	4 Jun 11
ESP	9:09.39	Marta Domínguez	Barcelona	25 Jul 09	RUS	8:58.81	Gulnara Samitova	Beijing	17 Aug 08
EST	9:50.15	Jekaterina Patjuk	Tallinn	21 Jun 14	SEN	11:06.74	Ramata Thiam	Reims	20 Jul 03
ETH	9:02.52	Mekides Abebe	Doha	28 May 21	SGP	11:14.70	Cheryl Chan Xue Rou	Sydney	8 Mar 20
FIN	9:24.70	Sandra Eriksson	Glasgow	12 Jul 14	SLO	9:14.84	Maruša Mišmaš-Zrimšek	Tokyo	4 Aug 21
FRA	9:21.41	Alice Finot	Huelva	25 May 22	SMR	15:24.95	Paola Carinato	Skopje	10 Aug 19
GBR	9:19.68	Elizabeth Bird	Tokyo	4 Aug 21	SOL	11:27.42	Sharon Firisua	Cairns	10 May 15
GBS	12:03.75	Suaïla Sá	Spilimbergo	28 Sep 14	SRB	10:02.24	Biljana Jović	Debrecen	13 Jul 07
GEO	10:13.69	Valeriya Zhandarova	Joensuu	24 Jul 19	SRI	9:40.24	U. K. Nilani Rathnayake	Diyagama	9 Apr 22
GER	9:03.30	Gesa-Felicitas Krause	Doha	30 Sep 19	STP	10:42.48	Celma Bonfim Soares	Lisboa	31 May 08
GRE	9:30.72	Iríni Kokkinariou	Athína	13 Jul 08	SUD	9:47.41	Kalamaya Mana Durka	Barcelona	19 Jul 08
GUA	10:51.55	Evonne Marroquín	Mayagüez	30 Jul 10	SUI	9:21.65	Fabienne Schlumpf	Oslo	15 Jun 17
GUM	11:43.00	Amy Atkinson	Tumon	23 Jul 11	SUR	11:44.33	Letitia Vriesde	Utrecht	26 May 06
GUY	11:32.82	Jennifer Chichester	Greensboro	8 May 10	SVK	10:34.02	Kristína Protičová	Louisville	29 May 04
HAI	11:55.57	Dieunise Désir	York, PA	3 May 15	SWE	9:23.96	Charlotta Fougberg	Glasgow	12 Jul 14
HKG	10:25.81	Yiu Kit Ching	Tianjin	9 Oct 13	SYR	11:17.79	Fatima Ghassan Rayya	Palembang	26 Sep 13
HON	11:28.96	Aldy González	Tegucigalpa	20 Jun 14	TAN	13:31.01	Rahab Kagaruki	Cape Girardeau	6 May 06
HUN	9:26.59	Zita Kacser	Budapest	31 Aug 19	THA	11:15.94	Sonthiya Saiwaew	Khon Kaen	7 Mar 12
INA	9:49.46	Rini Budiarti	Incheon	27 Sep 14	TJK	11:26.68	Mehrangez Nazarova	Ho Chi Minh	5 Jun 16
IND	9:19.76	Lalita Babar	Río de Janeiro	13 Aug 16	TKS	11:54.79	Rebecca Bernadin	Auburn	15 Apr 22
IRI	11:01.09	Samira Zamani	Tehran	22 May 18	TLS	11:15.27	Rúbia Fátima Martins	Jakarta	27 Aug 18
IRL	9:28.29	Róisín McGettigan	Heusden	28 Jul 07	TPE	10:33.02	Chen Chao-Chun	Taoyuan	22 Oct 19
IRQ	13:34.4	Dalya Ahmed Mohammed	Baghdad	25-27 Apr 12	TTO	10:57.0	Scarla Nero	Cedar Falls	14 May 11
ISL	10:21.26	Andrea Kolbeinsdóttir	Tampere	10 Jul 18	TUN	9:05.36	Habiba Ghribi	Bruxelles	11 Sep 15
ISR	9:29.74	Adva Cohen	Berlin	12 Aug 18	TUR	9:13.53	Gülcan Mingir	Sofia	9 Jun 12
ISV	11:21.78	Rachel Conhoff	Collegeville	7 May 22	UAE	10:48.06	Halima Salem Ali	Al Ain	28 Oct 11
ITA	9:27.48	Elena Romagnolo	Beijing	15 Aug 08	UGA	9:01.45	Peruth Chemutai	Tokyo	4 Aug 21
JAM	9:14.09	Aisha Praught Leer	Bruxelles	31 Aug 18	UKR	9:27.26	Valentyna Horpynych	Yalta	7 Jun 08
JOR	11:15.97	Ala Ziad Khalifah	Irbid	20 Mar 10	URU	10:37.12	María Pía Fernández	Montevideo	23 Mar 19
JPN	9:33.93	Minori Hayakari	Heusden	20 Jul 08	USA	8:57.77	Courtney Frerichs	Eugene	21 Aug 21
KAZ	8:57.97	Norah Jeruto Tanui	Eugene	28 May 22	UZB	10:32.89	Irina Moroz	Incheon	27 Sep 14
KEN	8:44.32	Beatrice Chepkoech	Monaco	20 Jul 18	VAN	12:03.71	Marie Rose Nakou	(China)	30 Aug 17
KOR	10:09.87	Jo Ha-Rim	Seoul	8 Oct 19	VEN	10:21.93	Joselyn Daniely Brea	Palencia	9 Jul 16
KOS	11:11.59	Gresa Bakraqi	Limassol	19 Jun 21	VIE	9:43.83	Nguyen Thi Oanh	Jakarta	27 Aug 18
KUW	16:46.33	Dana Al-Zanki	Al-Kuwait	17 May 22	ZIM	9:52.98	Letiwe Marakurwa	Sacramento	13 Jun 03
LAO	11:54.93	Lodkeo Inthakoumman	New Clark City	10 Dec 19					
LAT	9:27.21	Pojina Jelizarova	London	4 Aug 12					
LBA	10:30.66	Najla Aqdeir Ali Salem	Pescara	9 Sep 18					
LBN	11:53.87	Hoda El Awadi	Jamhour	15 Jul 11					
LTU	9:30.21	Rasa Troup	Beijing	15 Aug 08					

COUNTRY	MARK	NAME	VENUE	DATE	COUNTRY	MARK	NAME	VENUE	DATE
100 Metres Hurdles					GBS*	14.06	Fatumata Baldé	Leiria	8 Jul 18
AIA	14.97	Dee-Ann Rogers	Kazan	10 Jul 13	GEO	14.47	Tamara Kidiashvili	Moskva	25 Jul 79
ALB	14.18	Anila Meta	München	8 Aug 02	GEQ	15.93	Teresa Mangue Eyene	Granada	4 Jun 17
ALG	13.02	Yasmina Azzizi	Brescia	16 May 92	GER	12.42	Bettina Jahn	Berlin	8 Jun 83
AND	16.19	Ariadna Cerezo	Montpellier	23 May 21	GHA	13.02	Vida Nsiah	Philadelphia	27 Apr 01
ANG	14.01	Witiney Barata	Lisboa	17 Jun 12		13.02	Vida Nsiah	Philadelphia	28 Apr 01
ANT	15.04	Mia McIntosh	Kingston	16 Apr 22	GIB	19.68	Bernice Tighe	Gibraltar	18 Jul 95
ARG	13.28	Verónica Depaoli	Winnipeg	30 Jul 99	GRE	12.64	Paraskeví Patoulídou	Barcelona	6 Aug 92
ARM	14.06	Allison Halverson	Austin	25 Mar 21	GRN	13.76	Ruthlyn Granger	Columbia	12 May 01
ARU	15.84	Julianne Dorothal	Ottawa	1 Jun 13	GUA	14.19	Amapola Arimany	Cd. de México	23 Jul 88
ASA	15.83	Jordan Mageo	San Diego	12 May 15	GUI	12.96	Fatmata Fofanah	Sacramento	8 Jun 07
AUS	12.28	Sally Pearson	Daegu	3 Sep 11	GUM	15.65	Stephani Loisel	Yona	18 May 12
AUT	12.82	Beate Schrott	Luzern	17 Jul 12	GUY	13.27	Jenea McCammon	Barranquilla	30 Jul 18
AZE	13.85	Ella Kolesnikova	Sverdlovsk	6 Jul 90	HAI	12.74	Nadine Faustin	Athína	23 Aug 04
BAH	12.61	Devynne Charlton	Walnut	9 May 21	HKG	13.14	Chan Sau Ying	Walnut	17 Apr 94
BAN	13.99	Sumita Rani	Dhaka	7 Feb 10	HON	13.83	Jeimy Julissa Bernárdez	Toluca	19 Jul 08
BAR	12.88	Kierre Beckles	Beijing	27 Aug 15	HUN	12.71	Luca Kozák	Székesfehérvár	19 Aug 20
BEL	12.71	Anne Zagré	Heusden	18 Jul 15	INA	13.18	Dedeh Erawati	Taipei	26 May 12
BEN	13.25	Odile Ahouanwanou	Ratingen	19 Jun 21	IND	13.04	Jyothi Yarraji	Vught	26 May 22
BER	14.27	Shianne Smith	Morelia	5 Jul 13	IRI	13.99	Faezeh Ashourpour	Mashad	8 Apr 21
BIH	13.80	Emina Pilav	Athína	26 Aug 73	IRL	12.65	Derval O'Rourke	Barcelona	31 Jul 10
BIZ	14.35	Alexia Neal	Williamsburg	1 May 15	IRQ	14.52	Delsoz Obaid Najim	Sulaymaniyah	19 Sep 19
BLR	12.41	Alina Talay	St. Pölten	31 May 18	ISL	13.18	Gudrún Arnardóttir	Lexington	19 May 96
BOL	14.90	Thaynara Zoch	Cochabamba	7 Aug 21	ISR	12.80	Irina Lenskiy	Réthymno	7 Jul 02
BOT	13.66	Oarabile Babolayi	Normal	16 May 15	ISV	13.33	Flora Hyacinth	Tuscaloosa	17 May 87
BRA	12.71	Maurren Higa Maggi	Manaus	19 May 01	ITA	12.75	Luminsoa Bogliolo	Tokyo	1 Aug 21
BRN	13.34	Fatmata Fofanah	Cork	4 Jul 09	IVB	13.61	Deya Erickson	Miramar	13 Mar 21
BRU	17.08	Norhayati Hj Yassin	Kuching	19 Jul 86	JAM	12.32	Danielle Williams	London	20 Jul 19
BUL	12.21	Yordanka Donkova	Stara Zagora	20 Aug 88	JOR	14.49	Basma Al O'Shoush	Alger	7 Oct 04
BUR	12.81	Marthe Koala	Dakar	23 May 21	JPN	12.86	Masumi Aoki	Niigata	10 Apr 22
CAF	13.51	Maria-Joëlle Conjunjo	Paris (St. Denis)	25 Aug 03	KAZ	12.44	Olga Shishigina	Luzern	27 Jun 95
CAM	20.15	Lina Chan	New Clark City	9 Dec 19	KEN	13.99	Priscilla Tabunda	Nairobi	26 Apr 22
CAN	12.46	Perdita Félicien	Eugene	19 Jun 04	KGZ	14.10	Lyudmila Vlasova	Moskva	1 Aug 82
CAY	14.69	Amelia Gillispie	Hamilton/BER	16 Jul 13	KIR	18.14	Kaitinano Mwemweata	Apia	5 Sep 07
CGO	14.40	Christiane Diabakana	Lyon	13 Jul 03	KOR	13.00	Lee Yeon-Kyong	Daegu	7 Jun 10
CHI	13.30	Francisca Guzmán	Cochabamba	11 May 03	KOS	18.0	Remzije Shala	Mitrovicë	25 May 85
CHN	12.64	Zhang Yu	Beijing	9 Sep 93	KSA	18.83	Rana Khaled Al-Sulaimani	Al-Kuwait	16 May 22
CIV	13.14	Rosvitha Okou	Reims	12 Jul 14	KUW	15.57	Rahaf Hussein	Sharjah	10 Feb 18
CMR	13.41	Caroline Kaboud Mebam	Strasbourg	2 Jul 08	LAO	14.39	Manivanh Chanthavong	Bangkok	21 May 19
COD	13.97	Cynthia Bolingo	Herve	21 May 11	LAT	12.90	Ludmila Olijare	Bryansk	8 Sep 89
COK	16.54	Suzanne Estall	Hamilton	10 Mar 88	LBN	14.88	Sandra Gabriela	Campbelltown	15 Feb 03
COL	12.89	Brigith Merlano	Mayagüez	17 Jul 11	LBR	12.74	Ebony Morrison	Tokyo	1 Aug 21
COM	13.83	Féta Ahamada	Bondoufle	11 Jul 09	LCA	13.52	Makeba Alcide	Eugene	6 Jun 13
CPV	14.97	Cláudia Moreira	Lisboa	14 Jul 02	LES	14.62	Selloane Ts'oaeli	Maputo	13 Sep 11
CRC	12.64	Andrea Vargas	Doha	6 Oct 19	LIE	13.38	Manuela Marxer	Jona	17 Jul 94
CRO	12.85	Andrea Ivancevic	Zagreb	4 Sep 18	LTU	13.10	Sonata Tamošaitytė	Beograd	10 Jul 09
CUB	12.61	Anay Tejada	Cali	5 Jul 08		13.10	Sonata Tamošaitytė	Kaunas	17 Jul 09
CYP	13.17	Natalia Christofi	Smederevo	27 Jun 21	LUX	13.36	Véronique Linster	Tartu	28 May 11
CZE	12.73	Lucie Škrobáková	Kladno	5 Jul 09	MAC	15.49	Cheng Ut I	Oordegem	30 Jun 96
DEN	13.11	Mette Graversgaard	Odense	26 Jun 21	MAD	12.84	Rosa Rakotozafy	Hongkong	23 Apr 17
DJI	19.3	Kadra Ahmed Saleh	Addis Ababa	25 Apr 09	MAR	13.44	Yamina Hajjaji	Niort	31 Jul 99
DMA	14.03	Thea LaFond	East Lansing	16 May 15	MAS	13.27	Moh Siew Wei	Fès	16 Jun 12
DOM	12.77	LaVonne Idlette	Montverde	8 Jun 13	MAW	19.77	Juliet Komwa	Kassel	11 Jun 04
ECU	13.01	Maribel Caicedo	Clermont	12 May 18	MDA	12.81	Maria Kemenchezhi	Westminster, MD	26 Apr 16
EGY	13.64	Lina Ahmed Amr Gaber	Bydgoszcz	22 Jul 16	MDV	19.84	Nashfa Amira	Cottbus	26 Jun 82
ERI	18.8	Awet Elos	Asmara	24-26 Jun 11	MDV	19.84	Nashfa Amira	Bangkok	30 Oct 02
ESA	14.05	Nancy Sandoval	San Salvador	14 May 22	MEX	13.20	Sandra Tavares	Cd. de México	19 May 90
ESP	12.50	Josephine Onyia	Berlin	1 Jun 08	MGL	15.4	Batsuur Niamsouren	Ulan Bator	29 Jul 72
EST	12.93	Mirjam Liimask	Erfurt	17 Jul 05	MHL	18.55	Rosemaline Watley	Salem	27 Apr 16
ETH	14.87	Gizew Lewa Meskerem	Erfurt	17 Jul 05	MKD	13.36	Elizabeta Pavlovska	Sofia	24 May 94
FIJ	13.62	Rachel Rogers	Abidjan	18 Apr 19	MLI	13.21	Rahamatou Dramé	Chambéry	4 Jul 10
FIN	12.72	Annimari Korte	Canberra	8 Feb 98	MLT	15.25	Marija Sciberras	Marsa	20 Jun 10
FRA	12.56	Monique Ewanjé-Épée	Joensuu	24 Jul 19	MNE	14.20	Sanja Tripković	Istanbul	27 Jun 99
	12.56	Cindy Billaud	Lille	29 Jun 90	MNT	18.6	Lynette Lee	London (Enf)	25 Apr 70
	12.56	Reims	Reims	12 Jul 14	MON	15.09	Carine Cresto	Bondoufle	14 Jun 94
FSM	17.84	Ashley Apiner	Kolonia	21 Jul 14	MOZ	14.09	Telma Cossa	Macao	12 Oct 06
GAB	14.49	Ruddy Zang Milama	La Roche-sur-Yon	26 Oct 08	MRI	14.10	Stéphanie Domaingue	Val-de-Reuil	23 Jun 01
GAM	14.70	Nusrat Ceessay	Huelva	12 Jun 13	MYA	14.35	Nwe Nwe Yee	Manila	13 Dec 81
GBR	12.51	Tiffany Porter	Marrakech	14 Sep 14	NAM	14.34	Steffi van Wyk	Johannesburg	27 Apr 12

COUNTRY	MARK	NAME	VENUE	DATE	COUNTRY	MARK	NAME	VENUE	DATE
NCA	14.75	Ariana Rivera	Columbia, SC	13 Apr 19	VAN	15.68	Leitaou Essaou	Suva	7 Sep 79
NED	12.51	Nadine Visser	Zürich	9 Sep 21	VEN	12.87	Yoveiny Mota	Fayetteville	28 May 22
NEP	16.38	Pramila Tharu	Kathmandu	5 Dec 19	VIE	13.36	Vu Bich Huong	B. S. Begawan	9 Aug 99
NFI	18.00	Zinta Flitten	Auckland	25 Jan 97		13.36	Vu Bich Huong	Sevilla	25 Aug 99
NGR	12.42	Tobi Amusan	Zürich	9 Sep 21	VIN	13.92	Yvette Haynes	Minneapolis	10 May 92
NIG	18.86	Mariama Mahamadou Moha	Niamey	20 Jul 19	YEM	18.0	Hikmat Bartouche	Aden	14 May 85
NMI	17.50	Rachel Abrams	Kolonia	21 Jul 14	ZAM	19.51	Rabeca Chisanga	Windhoek	7 May 05
NOR	12.72	Isabelle Pedersen	London	22 Jul 18	ZIM	14.49	Tamla Denise Pietersen	Potchefstroom	10 Dec 08
NRU	21.0	Dana Thoma	Bairiki	15 Jun 07					
NZL	13.10	Andrea Miller	Genève	6 Jun 09					
	13.10	Andrea Miller	Oordegem	4 Jul 09					
	13.10	Rochelle Coster	Sydney	3 Apr 16					
OMA	13.87	Mazoon Khalfan Al-Alaoui	Al-Kuwait	16 May 22					
PAK	14.66	Ghazala Ramzan	Peshawar	11 Nov 19					
PAN	12.86	Yvette Lewis	Cd. de México	16 Aug 14					
PAR	13.40	Ana Camila Pirelli	Medellín	23 Apr 16					
PER	13.25	Diana Bazalar	Lima	7 Aug 19					
PHI	13.65	Sheena Atilano	Pune	27 Jun 07					
	13.65	Sheena Atilano	Norwalk	18 Apr 09					
PLE	19.85	Ghadir Mahmoud Gharouf	Irbid	28 Sep 05					
PLW	18.56	Barbara Gbewonyo	Susupe	27 Jun 06					
PNG	13.52	Sharon Henry Kwarula	Norwalk	18 Apr 15					
POL	12.36	Grażyna Rabsztyń	Warszawa	13 Jun 80					
POR	13.14	Isabel Abrantes	Coimbra	13 Aug 00					
PRK	13.92	Kim Myong Ok	Pyongyang	4 Oct 01					
PUR	12.26	Jasmine Camacho-Quinn	Tokyo	1 Aug 21					
PYF	13.69	Albertine An	Fontainebleau	31 Jul 88					
QAT	15.48	Badia Kamara	Sharjah	4 Feb 14					
ROU	12.62	Mihaela Pogăcian	Lille	29 Jun 90					
RSA	12.81	Rikenette Steenkamp	La Chaux-de-Fonds	1 Jul 18					
RUS	12.26	Lyudmila Narozhilenko	Sevilla	6 Jun 92					
RWA	18.60	Dativa Mukandinda	Blois	29 Jun 02					
SAM	14.75	Kim Peterson	Auckland	11 Mar 89					
SEN	12.94	Mame Tacko Diouf	Dakar	6 May 00					
SEY	13.70	Céline Laporte	Niort	24 Jul 04					
SGP	13.87	Nur Izlyn Zaini	Hanoi	16 May 22					
SKN	13.48	Kieshonna Brookes	Fayetteville	9 May 19					
SLE	13.38	Eunice Barber	Talence	14 Sep 96					
SLO	12.59	Brigita Bukovec	Atlanta	31 Jul 96					
SMR	14.77	Barbara Rustignoli	Nicosia	8 Jun 09					
SOL	21.8	Janet Faiga	Pirae	14 Sep 71					
SRB	13.19	Jelena Jotanović	Beograd	10 Jul 09					
SRI	12.91	Sriyani Kulawansa	Atlanta	29 Jul 96					
STP	13.97	Olímpia Barbosa	Braga	13 Jul 14					
SUD	14.31	Mona Jabir Ahmed	Kampala	31 May 07					
SUI	12.62	Lisa Urech	La Chaux-de-Fonds	3 Jul 11					
SUR	15.48	Yvette Bonapart	Alphen	24 May 92					
SVK	12.90	Stanislava Škvarková	Trnava	15 Aug 20					
SWE	12.47	Ludmila Engquist	Atlanta	29 Jul 96					
	12.47	Ludmila Engquist	Sevilla	28 Aug 99					
SYR	13.72	Ghada Shouaa	Atlanta	27 Jul 96					
TAN	16.52	Zulpha Muhammed	Nairobi	20 May 95					
TGA	14.35	Siulolo Liku	Melbourne	2 Mar 97					
	14.35	Siulolo Liku	Santa Rita	7 Jun 99					
THA	12.83	Trecia Roberts	Sevilla	27 Aug 99					
TJK*	13.92	Nadezhda Korshunova	Sochi	20 May 79					
TKM	13.42	Natalya Belenkova	Tashkent	17 Sep 86					
TKS	17.33	Sanadia Forbes	Basseterre	4 Apr 15					
TOG	13.69	Naomi Akakpo	Cannes	28 May 22					
TPE	12.93	Chi Cheng	München	12 Jul 70					
TTO	12.85	Aleesha Barber	Greensboro	29 May 10					
TUN	14.24	Nada Cheroudi	Al-Qâhira	5 Apr 19					
TUR*	12.63	Nevin Yanit	Barcelona	31 Jul 10					
UAE	14.59	Jawaher Farid Abdullah	Sharjah	10 Feb 18					
UGA	13.92	Ruth Kyalisima	Alger	21 Jul 78					
UKR	12.39	Natalya Grigoryeva	Kyiv	11 Jul 91					
URU	14.61	Déborah Rodríguez	Buenos Aires	8 Feb 14					
USA	12.20	Keni Harrison	London	22 Jul 16					
UZB	13.00	Valentina Kibalnikova	Almaty	25 Jun 16					

Notes (*)

GBS *Fatmata Baldé became a Portuguese citizen on 25 May 19*TJK *13.26 Natalya Dorofoyeva Moskva 10 Jun 83 – not ratified by federation*TUR *12.58 (twice) Yanit London 7 Aug 12 – annulled because of doping violation*

400 Metres Hurdles

ALB	56.48	Klodiana Shala	Almería	29 Jun 05
	56.48	Klodiana Shala	Almería	30 Jun 05
ALG	56.66	Houria Moussa	Alger	22 Jun 06
AND	63.19	Duna Viñals	La Nucía	20 May 22
ANG	58.34	Delfina Joaquim	Lisboa	11 Jul 99
ANT	62.21	Barbara Selkridge	Syracuse, NY	6 Aug 88
ARG	55.88	Fiorella Chiappe	Bruxelles	8 Jul 18
ARM*	57.97	Amaliya Sharoyan	Moskva	12 Aug 13
ASA	67.87	Jordan Mageo	San Diego	2 Apr 16
AUS	53.17	Debbie Flintoff	Seoul	28 Sep 88
AUT	56.73	Lena Pressler	St Pölten	26 May 22
AZE	60.66	Tatyana Averiyanova	Tashkent	18 Sep 86
BAH	55.69	Katrina Seymour	Gold Coast	10 Apr 18
BAR	53.36	Andrea Blackett	Sevilla	25 Aug 99
BEL	54.47	Paulien Couckuyt	Tokyo	2 Aug 21
BEN	56.66	Bimbo Miel Blessing Ayédou	Ouagadougou	24 Jul 11
BER	59.03	Shianne Smith	Colmar	10 Jun 16
BIH	58.99	Gorana Cvijetić	Sofia	4 Jul 07
BIZ	62.28	Alexia Neal	Atlanta	18 Apr 15
BLR	53.11	Tatyana Ledovskaya	Tokyo	29 Aug 91
BOL	60.06	Alisón Sánchez	Sucre	20 May 12
BOT	57.96	Oarabile Babolayi	Rabat	30 Aug 19
BRA	55.15	Chayenne da Silva	São Paulo	25 Jun 21
BRN	54.12	Kemi Adekoya	Paris (St. Denis)	4 Jul 15
BRU	68.35	Maziah binti Mahusin	Singapore	23 May 10
BUL	53.68	Vanya Stambolova	Rabat	5 Jun 11
BUR	55.49	Aïssata Soulama	Alger	22 Jul 07
CAF	63.14	Mireille Bara'ang	Dreux	7 Jul 91
CAN	54.32	Sage Watson	Doha	2 Oct 19
CAY	65.80	Kadeen Foster	Kingston	21 Feb 09
CGO	59.63	Addo Ndala	Dreux	7 Jul 91
CHI	57.68	Javiera Errázuriz	Santiago/CHI	22 Feb 14
CHN	53.96	Han Qing	Beijing	9 Sep 93
	53.96	Song Yinglan	Guangzhou	22 Nov 01
CIV	56.39	Marie Womplou	Bondoufle	12 Jul 94
CMR	56.03	Caroline Kaboud Mebam	Chambéry	5 Jul 08
COD	67.38	Clarisse Léma	Antony	6 May 18
COL	54.87	Melissa González	La Nucía	21 May 22
COM	57.97	Salhate Djamalidine	Narbonne	25 Jul 03
CPV	61.19	Neuza Reis	Fátima	7 Jul 13
CRC	56.19	Sharolyn Scott	Rehlingen	28 May 12
CRO	56.28	Nikolina Horvat	Villach	5 Jul 08
CUB	52.89	Daimí Pernía	Sevilla	25 Aug 99
CYP	54.76	Androulla Sialou	Iráklio	4 Jul 04
CZE	52.83	Zuzana Hejnová	Moskva	15 Aug 13
DEN	53.55	Sara Slott Petersen	Río de Janeiro	18 Aug 16
DJI	80.1	Saredo Iltireh	Djibouti	19 Apr 08
DMA	69.1	Mindy Massicott	Portsmouth	18 Mar 07
DOM	57.08	Yolanda Osana	Guadalajara	26 Oct 11
ECU	56.50	Lucy Jaramillo	Cali	24 Jun 12
EGY	61.43	Noreen Hassan Mahmoud	Rédouit	26 Apr 15

COUNTRY	MARK	NAME	VENUE	DATE	COUNTRY	MARK	NAME	VENUE	DATE
ERI	68.7	Lidya Ernesto	Asmara	28 Apr 11	MRI	60.08	Sandra Govinden	Belle Vue	27 Jun 92
ESA	58.29	Verónica Quijano	San Salvador	5 Dec 02	MYA	59.38	Cherry	Kuala Lumpur	14 Sep 01
ESP	55.20	Sara Gallego	Tallinn	10 Jul 21	NAM	58.68	Lilanne Klaasman	Brazzaville	17 Sep 15
EST	56.56	Maris Mägi	Tallinn	28 Jul 13	NCA	61.31	Ariana Rivera	Greensboro	24 Jun 18
ETH	57.60	Zewde Haile Mariam	Nairobi	8 Aug 87	NED	52.03	Femke Bol	Tokyo	4 Aug 21
FIJ	61.01	Ana Kaloucava Baleveicau	Apia	19 Jul 19	NEP	70.78	Chandra Kala Kamat	Singapore	24 Jul 87
FIN	54.62	Tuija Helander	Roma	3 Sep 87	NFI	74.88	Zinta Flitten	Auckland	15 Nov 97
FRA	53.21	Marie-José Pérec	Zürich	16 Aug 95	NGR	54.40	Ajoke Odumosu	London	6 Aug 12
FSM	78.47	Mihner Wendolin	Abay	25 Jul 01	NIG	67.39	Rachidatou Seïni Maïkido	Niamey	15 May 10
GAB	64.81	Geneviève Obone	Belle Vue	27 Jun 92	NMI	72.97	Jackie Wonenberg	Gold Coast	4 Aug 09
GAM	57.24	Nusrat Ceesay	Azusa	20 Apr 12	NOR	54.72	Amalie H. Luel	Doha	1 Oct 19
GBR	52.74	Sally Gunnell	Stuttgart	19 Aug 93	NRU	78.8	Ifrica Detabene	Bairiki	16 Jun 07
GBS	62.09	Graciela Martins	Bambolim	25 Jan 14	NZL	55.44	Portia Bing	Hastings	5 Mar 22
GEO	58.20	Zhorena Onyashvili	Moskva	11 Jun 83	OMA	66.77	Hanaa Al-Qasimi	Doha	10 Mar 17
GEQ	64.46	Teresa Mangu Eyene	Valencia	17 May 14	PAK	60.35	Najima Parveen	Kathmandu	6 Dec 19
GER	53.24	Sabine Busch	Potsdam	21 Aug 87	PAN	54.20	Gianna Woodruff	Eugene	21 Aug 21
GHA	59.13	Ruky Abdulai	Abbotsford	4 Jun 06	PAR	61.89	Fátima Amarilla	Asunción	24 Jun 17
GRE	52.77	Fani Halkiá	Athína	22 Aug 04	PER	58.04	Kimberly Cardoza	Lima	6 Aug 19
GRN	58.37	Kishara George	Baton Rouge	29 May 04	PHI	56.44	Robyn Brown	Hanoi	17 May 22
GUA	59.79	Larissa Soto Midena	Xalapa	26 Jul 91	PLE	79.42	Amina Dubeib	Latakia	5 Sep 90
GUM	64.00	Christina Francisco	Corvallis	30 Apr 16	PLW	75.51	Ruby Joy Gabriel	Kolonia	23 Jul 14
GUY	58.29	Andrea Foster	Columbia SC	23 Apr 22	PNG	58.02	Betty Burua	Brisbane	29 Mar 15
HAI	56.87	Jessica Gélibert	Jacksonville	29 May 14	POL	53.86	Anna Jesieñ	Osaka	28 Aug 07
HKG	61.04	Wan Kin Yee	Busan	17 May 97	POR	55.22	Vera Barbosa	London	5 Aug 12
HON	70.70	Miriam Ávila	San Juan	27 Jul 89	PRK	61.39	Kim Ji Ok	New Delhi	25 Nov 82
HUN	54.02	Judit Szekeres	Roodespoort	23 Jan 98	PUR	55.03	Yvonne Harrison	Poznań	29 Jun 03
INA	59.64	Melissa Hetharie Viera	Palembang	15 Nov 11	PYF	59.42	Katia Sanford	Créteil	9 Jul 89
IND	55.42	PT Usha	Los Angeles	8 Aug 84	QAT	68.46	Saja Saadoun	Al-Kuwait	17 May 22
IRI	59.91	Shahla Mahmoudi	Tehran	23 Aug 19	ROU	53.25	Ionela Tîrlea	Roma	7 Jul 99
IRL	54.31	Susan Smith	Zürich	12 Aug 98	RSA	53.74	Myrtle Bothma	Johannesburg	18 Apr 86
IRQ	60.15	Dina Mohammed Saadoun	New Delhi	15 Nov 89	RUS	52.34	Yuliya Pechonkina	Tula	8 Aug 03
ISL	54.37	Gudrún Arnardóttir	London	5 Aug 00	SAM	59.27	Kim Peterson	Auckland	20 Jan 90
ISR	56.09	Irina Lenskiy	Kyiv	18 Jun 00	SEN	54.75	Mame Tacko Diouf	Athína	16 Jun 99
ISV	57.55	Flora Hyacinth	Santiago/DOM	30 Jun 86	SEY	62.55	Mirenda Francourt	Seoul	16 Sep 92
ITA	54.54	Yadisleidy Pedroso	Shanghai	18 May 13	SGP	58.93	Dipna Lim Prasad	Jakarta	26 Aug 18
IVB	57.21	Lakeisha Warner	Jacksonville	24 May 19	SKN	56.31	Reanda Richards	Jacksonville	24 May 19
JAM	52.42	Melaine Walker	Berlin	20 Aug 09	SLE	57.25	Aisha Naibe-Wey	Ried	15 Jun 18
JOR	63.13	Rania Shoukri Al-Qebali	Amman	28 Aug 08	SLO	55.96	Agata Zupin	Grosseto	23 Jul 17
JPN	55.34	Satomi Kubokura	Osaka	26 Jun 11	SMR	62.03	Beatrice Berti	Tallinn	8 Jul 21
KAZ	54.50	Natalya Torshina	VR de Santo António	27 May 00	SRB	57.55	Mila Andrić	Novi Sad	26 Jul 09
KEN*	55.84	Francisca Koki	Marrakech	14 Aug 14	SRI	56.45	Christine Merrill	Chula Vista	8 Jun 13
KGZ	56.16	Galina Pedan	Almaty	15 Jul 04	STP	61.36	Inicia Fonseca Coelho	Mataró	1 Jul 97
KIR	74.85	Kimaia Dan Murdoch	Susupe	26 Jun 06	SUD	54.93	Mona Jabir Ahmed	Alger	22 Jul 07
KOR	57.34	Choi Eun-Ju	Ansan	3 May 13	SUI	54.06	Lea Sprunger	Doha	4 Oct 19
KOS	71.8	Remzije Shala	Mitrovicë	26 May 85	SVK	54.28	Emma Zapletalová	Tallinn	10 Jul 21
KUW	74.26	Lina Samir Al-Qallaf	Muscat	14 Mar 15	SWE	54.15	Ann-Louise Skoglund	Stuttgart	30 Aug 86
LAO	68.12	Toly Phengphalang	Vientiane	18-20 Sep 14	SYR	56.89	Ghofrane Al-Mohamed	Almaty	5 Jul 16
LAT	55.46	Lana Jékabsonė	Tallinn	9 Jun 96	TAN	66.9	Thea Antony	Dar es Salaam	16 Nov 02
LBA	61.54	Najla Aqdeir Ali Salem	Rieti	14 Jun 15	TGA	67.72	Lata Manoa	Nuku'alofa	28 Aug 98
LBN	60.96	Diala Chab	Busan	8 Oct 02	THA	56.25	Reawadee Watanasin	Hiroshima	14 Oct 94
LBR	55.55	Kou Luogon-Wright	Baie Mahault	1 May 09	TJK	58.47	Kristina Pronzhenko	Tashkent	12 Jun 19
LCA	60.62	Kassandra Pierre	High Point, NC	14 May 15	TKM	58.47	Merjen Ishankuliyeva	Almaty	14 Jun 09
LIE	64.08	Claudia Fantina	Colombier	6 Sep 92	TKS	55.58	Yanique Haye-Smith	Montverde	8 Jun 19
LTU	54.02	Ana Ambrazienė	Moskva	11 Jun 83	TOG	61.14	Sandrine Thiébaud-Kangni	St. Étienne	19 May 02
LUX	59.19	Kim Reuland	Ninove	23 Jul 16	TPE	55.71	Hsu Pei-Chin	Bangkok	17 Dec 98
MAC	68.44	Tse Ioi San	Lisboa	3 May 97	TTO	53.20	Josanne Lucas	Berlin	20 Aug 09
MAD	56.49	Cendrino Razaiarimalala	St. Étienne	1 Jul 01	TUN	57.69	Hend Kebaoui	Lindau	28 Jul 95
MAR	52.90	Nezha Bidouane	Sevilla	25 Aug 99	TUR	55.09	Nagehan Karadere	Ankara	31 Jul 11
MAS	56.02	Norasheela Mohd Khalid	Regensburg	17 Jun 06	UAE	73.98	Muhra Jassem Abdullah	Manama	8 Mar 13
MAW	64.26	Ambwene Simukonda	Swansea	5 Jun 11	UGA	57.02	Ruth Kyalisima	Los Angeles	6 Aug 84
MDA	56.11	Natalia Dudina	Tallinn	5 Jul 88	UKR	52.96	Anna Ryzhykova	Stockholm	4 Jul 21
MEX	55.11	Zudikey Rodríguez	Barranquilla	31 Jul 18	URU	56.30	Déborah Rodríguez	Beijing	23 Aug 15
MGL	64.0	Baatar Hurelceceg	Ulan Bator	22 Aug 84	USA	51.46	Sydney McLaughlin	Tokyo	4 Aug 21
MKD	57.53	Drita Islami	Limassol	19 Jun 21	UZB	54.43	Tatyana Zubova	Kyiv	22 Jun 84
MLI	60.90	Oumou Keïta	Reims	15 Jul 12	VAN	58.68	Mary Estelle Kapalu	Atlanta	28 Jul 96
MLT	64.72	Marilyn Grech	Varaždin	10 Aug 19	VEN	56.65	Magdalena Mendoza	Lima	13 Jun 15
MNE	58.36	Sanja Tripković	Beograd	28 Jun 98	VIE	55.30	Quach Thi Lan	Jakarta	27 Aug 18
MON	64.94	Marie-Charlotte Gastaud	Tallinn	8 Jul 21	VIN	58.89	Yvette Haynes	Odessa, TX	18 May 91
MOZ	63.01	Telma Cossa	Germiston	25 Jan 02	YEM	64.70	Fatima Suleiman Al-Dahman	Aleppo	24 Jul 09

COUNTRY	MARK	NAME	VENUE	DATE	COUNTRY	MARK	NAME	VENUE	DATE
ZAM	58.07	Busiwa Asinga	Normal	1 May 21	CUB	2.04	Silvia Costa	Barcelona	9 Sep 89
ZIM	59.76	Yvonne Ntini	Germiston	20 Jun 98	CYP*	1.93	Leontia Kallenou	Starkville	15 May 15
Notes (*)					CZE	2.00	Zuzana Kováčiková-Hlavoňová	Praha	5 Jun 00
ARM	56.15 Lili Harutyunyan Artashat 29 May 16 – questionable				DEN	1.94	Pia Zinck	Athína	8 Aug 97
KEN	55.82 Francisca Koki Nairobi 11 Jul 15 – annulled because of doping violation				DJI	1.30	Neïma Awaleh Ahmed	Djibouti	8 May 03
High Jump					DMA*	1.85	Thea LaFond	Gainesville	3 Apr 15
AFG	1.11	Asma Mohammadi	Rjukan	22 Sep 16	DOM	1.97	Juana Arrendel	San Salvador	2 Dec 02
AIA	1.77	Shinelle Proctor	Columbia, MO	11 Apr 14	ECU	1.83	Joyce Micolta	Guayaquil	30 May 21
	1.77	Shinelle Proctor	Fayetteville	31 May 14	EGY	1.82	Basnet Moussad Ali Ibrahim	Al-Qâhira	13 Apr 16
ALB	1.92	Klodeta Gjini	Tiranë	22 Aug 89	ERI	1.51	Hayat Abdelkadir	Asmara	1 Jun 99
ALG	1.85	Sara Bouaoudia	Almería	1 Jul 05	ESA	1.74	María Gabriela Carrillo	San Salvador	17 Mar 07
AND	1.83	Margarida Moreno	Monzón	1 Jun 91		1.74	Ana González	San José/CRC	26 Jun 21
ANG	1.65	Xênia Fortes	Viseu	25 Apr 96	ESP	2.02	Ruth Beitia	San Sebastián	4 Aug 07
ANT*	1.91	Priscilla Frederick	Toronto	22 Jul 15	EST	1.96	Anna Iljuštšenko	Viljandi	9 Aug 11
ARG	1.96	Solange Witteveen	Oristano	8 Sep 97	ETH	1.81	Ariyat Dibo Ubang	Rabat	27 Aug 19
ARM	1.80	Olga Vichuzhanina	Yerevan	20 Jun 83	FIJ	1.71	Shawntell Lockington	Suva	16 Sep 17
	1.80	Djana Zutlevitse	Yerevan	20 Sep 84	FIN	1.96i	Ella Junnila	Toruń	7 Mar 21
ARU	1.66	Jessica Piña	Kingston	7 Apr 96	FRA	1.97i	Melanie Skotnik	Aubière	18 Feb 07
ASA	1.52	Jordan Mageo	San Diego	2 May 13	FSM	1.36	Jessica Rablung	Abay	23 Jul 01
AUS	2.02	Nicole McDermott	Tokyo	7 Aug 21	GAB	1.75	Fernande Agnentchoué	Vichy	28 Jul 82
AUT	1.97	Sigrid Kirchmann	Stuttgart	21 Aug 93	GAM	1.65	Mama Gassama	Bakau	11 May 01
AZE	1.80	Nina Brintseva	Baku	15 May 69		1.65	Mama Gassama	Abuja	12 Oct 03
BAH*	1.81	Kenya Culmer	Wichita	12 May 12		1.65	Mama Gassama	Dakar	10 Jul 04
BAN	1.71	Umme Hafsa Rumki	Dhaka	3 Jan 22		1.65	Nyimanding Badjie	Banjul	27-29 Jun 19
BAR*	1.95	Akela Jones	Azusa	13 Apr 16	GBR	1.98	Katarina Johnson-Thompson	Río de Janeiro	12 Aug 16
BDI	1.55	Niyonsaba	Bururi	15 Mar 87	GBS	1.61	Sandra Turpin	Lisboa	12 May 90
BEL*	2.05	Tia Hellebaut	Beijing	23 Aug 08		1.61	Plácida Mirolho	Abrantes	21 Jun 03
BEN*	1.78	Odile Ahouanwanou	Marseille	14 Jul 17	GEO	1.92	Valentyna Liashenko	Berdychiv	27 Jun 15
	1.78	Odile Ahouanwanou	Sotteville	11 Jul 21	GEQ	1.56	Bibiana-Martina Olan	Malabo	25-27 Oct 12
BER	1.84	Sakari Famous	Fayetteville	28 May 22	GER*	2.06	Ariane Friedrich	Berlin	14 Jun 09
BHU	1.39	Chimi Wangmo	Thimphu	5 Jul 18	GHA	1.92	Abigail Kwarteng	Auburn	16 Apr 22
BIH	1.94	Amra Temim	Varaždin	15 Aug 87	GIB	1.42	Caroline Tante	Gibraltar	20 Jul 91
BIZ	1.73	Katy Sealy	Cd. de Guatemala	13 Jul 18	GRE	2.03	Níki Bakoyiánni	Atlanta	3 Aug 96
BLR	2.00	Tatyana Shevchik	Gomel	14 May 93	GRN*	1.86	Patricia Sylvester	Toronto	11 Jun 13
	2.00	Karina Taranda	Lausanne	5 Jul 19	GUA	1.79	Ana Regina Quiñónez	Kingston	19 Jul 91
BOL*	1.74	Carla Ríos	Cochabamba	29 May 22	GUI*	1.60	Fatoumata Bailey	Bruay-la-Buissière	19 May 13
BOT	1.71	Titose Chilume	Lusaka	13 Dec 12		1.60	Fatoumata Bailey	Compiègne	14 May 14
BRA	1.92	Orlane dos Santos	Bogotá	11 Aug 89		1.60	Fatoumata Bailey	Beauvais	27 Jun 14
BRN	1.70	Maryam Mohd Al-Ansari	Doha	17 Dec 11		1.60	Fatoumata Bailey	Reims	6 Jul 14
	1.70	Maryam Mohd Al-Ansari	Manama	9 Mar 13	GUM	1.54	Linda Babao	Tumon	30 Mar 90
	1.70	Maryam Mohd Al-Ansari	Muscat	15 Mar 15	GUY	1.90	Najuma Fletcher	Knoxville	3 Jun 95
BRU	1.60	Alinawati Ali Akbar	Manila	28 Apr 99		1.90	Najuma Fletcher	Göteborg	11 Aug 95
BUL	2.09	Stefka Kostadinova	Roma	30 Aug 87	HAI	1.86	Vanessa Jules	Chula Vista	22 May 15
BUR	1.94	Irène Tiendrébéogo	Niort	1 Aug 99	HKG	1.88	Yeung Man Wai	Taipei	30 Apr 17
CAF	1.62	Christiane Yamayélé	Bangui	15 Mar 72	HON	1.55	Dennise Reyes	Houston	27 Mar 21
CAM	1.53	Our Kim Leang	Phnom Penh	19 Jul 68	HUN	2.00	Dóra Györfy	Nyiregyháza	26 Jul 01
CAN*	1.98	Debbie Brill	Rieti	2 Sep 84	INA	1.79	Nadia Anggraini	Singapore	28 Apr 16
CAY	1.75	Ashleigh Nalty	Hamilton/BER	17 Jul 13	IND	1.92	Sahana Kumari	Hyderabad	23 Jun 12
CGO	1.70	Addo Ndala	Quimper	16 Jun 90	IRI	1.84	Sepideh Tavakoli	Tehran	21 May 18
	1.70	Tania Matshoko	Antony	8 May 16	IRL	1.95	Deirdre Ryan	Daegu	1 Sep 11
CHA	1.60	Christine Koumnbégué lyé	N'Djamena	Mar 91	IRQ	1.81	Mariyam Abdul Hameed	Baghdad	18 Mar 22
CHI	1.80	Alejandra Chomali	Santiago/CHI	28 Aug 94	ISL*	1.88	Thórdís Gísladóttir	Grimsby	19 Aug 90
	1.80	Kerstin Weiss	Cochabamba	3 Jun 01	ISR*	1.92	Danial Frenkel	Barcelona	30 Jul 10
	1.80	Kerstin Weiss	Cochabamba	1 Jun 05		1.92	Maayan Furman	Neurim	9 Aug 11
CHN	1.97	Jin Ling	Hamamatsu	7 May 89		1.92	Maayan Shahaf	Tel Aviv	17 Jul 13
CIV	1.95	Lucienne N'Da	Belle Vue	28 Jun 92	ISV	1.81	Yashira Rhymer-Stuart	Bowling Green	6 Apr 19
CMR	1.80	Cécile Ngambi	Moskva	24 Jul 80	ITA*	2.03	Antonietta Di Martino	Milano	24 Jun 07
	1.80	Lolita Nack	Yaoundé	16 Jun 96		2.03	Antonietta Di Martino	Osaka	2 Sep 07
COD	1.68	Mimi Mwéma	Wetzlar	18 May 85	IVB*	1.65	Takola Creque	Road Town	21 Mar 94
COK	1.67	Vicki Keil	Avarua	3 Jun 91		1.65	Chantel Malone	Road Town	29 Jun 08
COL	1.94	María Fernanda Murillo	Medellín	1 May 19		1.65	Z'Niah Hutchinson	Road Town	4 Mar 16
COM	1.67	Nadia Mladjao	Dreux	11 Jul 98		1.65	Xiomara Malone	Orem	1 Apr 22
CPV	1.62	Vera Barbosa	Lisboa	21 Jan 06		1.65	Xiomara Malone	Logan	9 Apr 22
CRC	1.77	Abigail Obando	San José/CRC	26 Jun 21	JAM	1.97	Lamara Distin	College Station	30 Apr 22
CRO	2.08	Blanka Vlašić	Zagreb	31 Aug 09	JOR	1.73	Souhad Haddad	Irbid	26 Aug 93
					JPN	1.96	Miki Imai	Yokohama	15 Sep 01
					KAZ	2.01	Olga Turchak	Moskva	7 Jul 86
					KEN	1.75	Caroline Cherotich	Nairobi	13 May 14
					KGZ	1.97	Tatyana Efimenko	Roma	11 Jul 03

COUNTRY	MARK	NAME	VENUE	DATE	COUNTRY	MARK	NAME	VENUE	DATE
KIR	1.50	Kimaia Dan Murdoch	Bairiki	11 May 05	POR*	1.88	Sónia Carvalho	VR de Santo António	3 Jun 01
KOR	1.93	Kim Hee-Sun	Seoul	10 Jun 90	PRK	1.85	Kim Hyon Ok	Pyongyang	28 Apr 99
KOS	1.40	Merlinda Kryeziu	Skopje	23 Apr 17	PUR	1.83	Laura Agront	San Juan	2 Jun 84
KSA	1.45	Raghad Abu Arish	Al-Kuwait	18 May 22		1.83	Alysbeth Felix	Calí	25 Jun 16
KUW	1.53	Sarah Nasser Al-Sabea	Muscat	15 Mar 15	PYF	1.86	Danièle Guyonnet	Zofingen	7 Aug 77
	1.53	Nadia Mohd Al-Haqan	Al-Kuwait	18 May 22	QAT	1.52	Lial Tamam	Al-Kuwait	17 May 22
LAO	1.58	Phommasane Khammone	Vientiane	6 Nov 00	ROU*	2.02	Monica Iagăr-Dinescu	Budapest	6 Jun 98
	1.58	Somkhit Bounsith	Vientiane	17 Dec 12		2.02	Monica Iagăr-Dinescu	Lille	17 Jun 00
LAT	1.97	Valentīna Gotovska	Vilnius	4 Aug 90	RSA	2.06	Hestrie Cloete	Paris (St. Denis)	31 Aug 03
LBA	1.45	Afaf Al Jadi	Tripoli	30 Sep 91	RUS	2.07	Anna Chicherova	Cheboksary	22 Jul 11
LBN	1.74	Maysaa Mouawad	Beyrouth	12 Jun 21	RWA	1.60	Joselyne Mushimiyimana	Kigali	1/2 Jun 13
LBR	1.67	Maya Neal	Knoxville	12 May 18	SAM	1.82	Angela Pule	Brisbane	31 Aug 82
LCA	1.98	Levern Spencer	Athens, GA	8 May 10	SEN*	1.83	Constance Senghor	Dakar	27 May 84
LES	1.79	Selloane Ts'oaeli	Bambous	16 Apr 11	SEY	1.92	Lissa Labiche	Potchefstroom	9 May 15
LIE	1.79	Yvonne Hasler	Schaan	10 Jun 89	SGP	1.86	Michelle Sng Suat Li	Singapore	30 Oct 21
LTU	2.01i	Airinė Palšytė	Beograd	4 Mar 17	SKN	1.68	Bernice Morton	Basseterre	30 Apr 95
LUX	1.85	Elodie Tshilumba	Pierre-Bénite	9 Jun 17		1.68	Natalie Cozier	St. Charles	1 May 99
MAC	1.62	Ng Man I	Lisboa	4 May 97	SLE	1.83	Eunice Barber	Lamballe	1 May 97
MAD	1.65	Hérilala Rakotoarimanana	Antananarivo	14 Jun 92	SLO*	2.00	Britta Bilač	Helsinki	14 Aug 94
MAR	1.86	Rhizlane Siba	Rabat	2 Jun 21	SMR	1.76	Giuseppina Grassi	San Marino	2 Jun 74
MAS	1.83	Yap Sean Yee	Kuala Lumpur	24 Aug 17	SOL	1.45	Roselyn Mason	Honiara	73
MAW	1.47	Angelina Maluwa	Blantyre	7 Aug 88		1.45	Agnetha V	Honiara	25 Apr 95
MDA	1.97	Olga Bolshova	Rieti	5 Sep 93	SOM	1.65	Faduna Abdallah Hussein	Alger	24 Jul 78
MDV	1.47	Rana Ahmed Sadiq	Malé	May 96	SRB	1.94	Amra Temim	Thessaloníki	16 Sep 88
MEX	1.97	Romary Rifka	Xalapa	4 Apr 04	SRI	1.85	Priyanka Madumanthi	Kochi	8 Mar 08
MGL	1.71	Damdinsuren Bolormaa	Ulan Bator	1 Aug 92	SSD	1.67	Nyakat Ezbon	Canyon	24 Mar 18
MHL	1.52	Rosemaline Watley	Portland	15 Mar 19		1.67	Nyakat Ezbon	Canyon	23 Mar 19
	1.52	Rosemaline Watley	Salem	3 Apr 19	STP	1.80	Enezenaide Gomes	Logroño	19 Aug 00
MKD	1.72	Marina Mihajlova	Latakia	23 Sep 87	SUD	1.85	Yamilé Aldama	London	18 Jul 04
MLI	1.69	Yah Koita	Kumasi	9 Jun 00	SUI	1.97	Salome Lang	Langenthal	27 Jun 21
MLT	1.61	Chloe Gambin	Marsa	19 Feb 11	SUR	1.66	Deborah Gallon	Paramaribo	5 May 15
	1.61	Rachela Pace	Marsa	5 May 17	SVK*	1.95	Alica Javad	Bratislava	29 May 96
MNE	1.97	Marija Vuković	Smederevo	27 Jun 21	SWE*	2.06	Kajsa Bergqvist	Eberstadt	26 Jul 03
MNT	1.57	Lynette Lee	London (Hurlingham)	23 May 71	SWZ	1.80	Nonhlanha Erika Seyama	Pretoria	11 Mar 17
MON	1.58	Virginie Gollino	Nice	27 May 95		1.80	Nonhlanha Erika Seyama	Asaba	5 Aug 18
MOZ	1.60	Helena Relvas	Lisboa	7 Jul 73		1.80	Nonhlanha Erika Seyama	Stellenbosch	6 Apr 19
	1.60	Suzel Abreu	Maputo	1 Jun 74		1.80	Nonhlanha Erika Seyama	Manzini	19 May 19
	1.60	Belmira Gune	Maputo	7 Jul 04	SYR	1.87	Ghada Shouaa	Götzis	25 May 96
MRI	1.79	Christine Béchard	Réduit	11 May 86	TAN	1.70	Adventina Matakyaawa	Dar-es-Salaam	80
	1.79	Arielle Brette	Réduit	25 Jul 04	TGA	1.80	Melesia Mafile'o	Nuku'alofa	Apr 04
MTN*	1.51	Badia Kamara	Sharjah	7 Feb 12	THA	1.94	Noengruthai Chaipetch	Vientiane	14 Dec 09
MYA	1.77	Khin Ohn	Kuala Lumpur	24 Aug 89	TJK	1.91	Yelena Gorobets	Leningrad	11 Jul 81
NAM	1.82	Orla Venter	Gaborone	30 Apr 93	TKM	1.96	Galina Brigadnaya	Alma Ata	13 Sep 85
NCA	1.69	Lilian G. Green	Managua	19 May 89	TKS	1.68	Tanesia Gardiner	Providenciales	8 May 21
NED	1.94	Nadine Broersen	Zürich	14 Aug 14	TLS	1.41	Ofélia Faria	Lousada	17 Jul 21
NEP	1.69	Keshari Chaudhari	Dhaka	7 Feb 10	TOG	1.66	Wesou Télou	Avignon	26 Apr 98
NFI	1.80	Dionne Gardner	Christchurch	30 Mar 91	TPE	1.90	Li Ching-Ching	New Taipei	18 Oct 21
NGR	1.95	Doreen Amata	Abuja	3 Jul 08	TTO	1.95	Tyra Gittens	College Station	13 May 21
	1.95	Doreen Amata	Eberstadt	16 Jul 11		1.95	Tyra Gittens	College Station	2 Apr 22
	1.95	Doreen Amata	Daegu	1 Sep 11	TUN	1.79	Karima Benothman	Nabeul	1 Jun 08
NIG	1.55	Malika Abdou	Niamey	19 Jul 19	TUR	1.94	Burcu Ayhan	Ostrava	16 Jul 11
NMI	1.38	Rachel Abrams	Kolonia	23 Jul 14	TUV	1.485	Tepua	Funafuti	11
NOR	2.01	Hanne Haugland	Zürich	13 Aug 97		1.485	Fanaufou	Funafuti	11
NRU	1.26	Arrora Depaune	Yaren	3 Apr 07		1.485	Tofi	Funafuti	11
NZL	1.92	Tania Murray	Dunedin	26 Jan 91	UAE	1.59	Alia Yusuf Al-Hammadi	Muscat	15 Mar 15
OMA	1.60	Aleya Faiq Al-Maghairiya	Beyrouth	10 Sep 17	UGA	1.71	Victoria Atim	Kampala	8 Dec 73
PAK	1.69	Rehana Kausar	Kathmandu	27 Sep 99	UKR*	2.05	Inga Babakova	Tokyo	15 Sep 95
PAN	1.84	Kashany Ríos	Managua	16 Jun 12	URU	1.83	Lorena Aires	Montevideo	10 Mar 18
PAR	1.68	Carolina Tovar	Lima	23 Nov 90	USA	2.05	Chaunté Lowe	Des Moines	26 Jun 10
	1.68	Ana Camila Pirelli	Ottawa	1 Jun 13	UZB	1.98	Lyudmila Butuzova	Sochi	10 Jun 84
	1.68	Ana Camila Pirelli	La Nucía	20 May 22	VAN	1.51	Anna Lemus-Bihu	Pirae	31 Aug 78
PER	1.82	Candy Toche	Cali	22 Jun 19	VEN	1.90	Marierlis Rojas	Ponce	29 Mar 08
PHI	1.81	Narcisa Atienza	Pasig City	14 Aug 05	VIE	1.94	Bui Thi Nhung	Bangkok	4 May 05
PLE	1.50	Faida Orabi	Damascus	26 Sep 90	VIN	1.73	Marvette Collis	San Diego	14 May 94
	1.50	Reem Hamayel	Gaza	5 May 05	YEM	1.38	Bushra Nageeb	Sana'a	12 May 07
PLW	1.55	Carissa Subris	Koror	13 Jul 01	ZAM	1.70	Caromella Mumbi	Zanzibar	29 May 76
PNG	1.77	Rellie Kaputin	Port Moresby	14 Jul 15	ZIM	1.77	Caroline Dickson	Salisbury	2 May 77
POL	2.02i	Kamila Lićwinko	Toruń	21 Feb 15					

COUNTRY	MARK	NAME	VENUE	DATE	COUNTRY	MARK	NAME	VENUE	DATE
<i>Alternative outdoor best for federation ratifying an indoor mark as an outright record (i)</i>					BLR*	4.74	Iryna Zhuk	Doha	28 May 21
FIN	1.95	Ella Junnila	Tampere	3 Jul 19	BOL*	2.55	María del Carmen Paredes	Cochabamba	14 May 06
FRA	1.96	Maryse Ewanjée-Epée	Colombes	21 Jul 85	BRA	4.87	Fabiana Murer	São Bernardo	3 Jul 16
	1.96	Melanie Skotnik	Castres	11 Aug 07	BUL*	4.45	Tanya Koleva	Velenje	21 Jun 03
LTU	1.98	Airine Palšyte	Kaunas	27 Jul 14	BUR	2.80	Lynda Ouédraogo	Dreux	11 May 08
	1.98	Airine Palšyte	Eberstadt	24 Aug 14		2.80	Lynda Ouédraogo	Aix-en-Provence	18 May 08
POL	1.99	Kamila Stepaniuk	Opole	9 Jun 13	CAF	2.00	Chancela Moundo	Marseille	25 May 06
	1.99	Justyna Kasprzycka	Eugene	31 May 14		2.00	Chancela Moundo	Mirammas	18 Jun 06
	1.99	Kamila Lićwinko	Szczecin	18 Jun 16	CAM*	2.81	Hélène Kong	Forbach	27 Jun 07
	1.99	Kamila Lićwinko	London	12 Aug 17	CAN*	4.82	Alysha Newman	Paris	24 Aug 19
<i>Superior (or identical) indoor bests not ratified by federation as outright records (‡)</i>					CGO	2.40	Carine Golom Mbeh	Brazzaville	15 Jul 04
ANT	1.91	Priscilla Frederick	Hustopeče	26 Jan 19	CHA	1.80	Amina Mahamat	St. Jean-de-Luz	1 May 03
BAH	1.83	Kenya Culmer	Cedar Falls	2 Mar 14	CHI	4.30	Carolina Torres	Santo Domingo	9 Aug 03
BAR	1.98	Akela Jones	Birmingham, AL	11 Mar 16	CHN	4.72	Li Ling	Shanghai	18 May 19
BEL	2.05	Tia Hellebaut	Birmingham	3 Mar 07	CIV	3.80	Sinali Alima Ouattara	Aulnay-sous-Bois	9 Jul 14
BEN	1.78	Odile Ahouanwanou	Eaubonne	22 Jan 17	CMR	2.60	Manuella Cancade	Bourg-en-Bresse	16 Jun 13
BOL	1.74	Carla Rios	Santa Cruz	15 May 21	COD	2.52	Prisca Kizito	Huizingen	28 Jun 14
CAN	1.99	Debbie Brill	Edmonton	23 Jan 82	COL	4.30	Katherine Castillo	Guayaquil	29 May 21
CYP	1.93	Leontia Kallenou	Fayetteville	13 Mar 15	CPV*	2.40	Kidline Gomes	Fátima	1 Jun 14
DMA	1.85	Thea LaFond	Clemson	27 Feb 14	CRC	3.40	Vielka Arias	San José/CRC	12 Mar 22
	1.85	Thea LaFond	Albuquerque	14 Mar 14	CRO	4.26	Elija Valentić	Karlovac	5 Jun 21
GER	2.07	Heike Henkel	Karlsruhe	8 Feb 92	CUB	4.91	Yarisley Silva	Beckum	2 Aug 15
GRN	1.89	Patricia Sylvester	Fayetteville	9 Mar 07	CYP	4.45	Marianna Zahariadi	Pescara	30 Jun 09
GUI	1.62	Fatoumata Balley	Bordeaux	1 Feb 14	CZE	4.76	Jirina Svobodová	Plzeň	4 Sep 13
ISL	1.90	Thórdís Gísladóttir	Pontiac	12 Mar 83	DEN*	4.36	Caroline Bonde Holm	Cardiff	18 Jul 12
ISR	1.94	Danial Frenkel	Paris	5 Mar 11	DOM	3.95	Mariely Mota	Pamplona	15 May 21
ITA	2.04	Antonietta Di Martino	Banská Bystrica	9 Feb 11		3.95	Mariely Mota	Getafe	26 Jun 21
IVB	1.72	Xiomara Malone	Albuquerque	25 Feb 22	ECU	3.90	Ana Quiñónez	Concordia	13 Nov 16
MTN	1.52	Badia Kamara	Doha	23 Jan 12		3.90	Ana Quiñónez	Cuenca	6 Jul 18
POR	1.88	Enezenaide Gomes	Budapest	5 Mar 04		3.90	Ana Quiñónez	Cuenca	18 Aug 18
ROU	2.03	Monica Iagăr-Dinescu	București	23 Feb 99		3.90	Ana Quiñónez	Cuenca	13 Apr 19
SEN	1.84	Awa Dioum-Ndiaye	Paris	8 Mar 86	EGY	4.10	Fatma El-Bendary	Rabat	27 Aug 19
SLO	2.00	Britta Bilac	Frankfurt	9 Feb 94	ESA	3.90	Andrea Velasco	San Salvador	14 May 22
SVK	1.96	Maria Melová	Banská Bystrica	12 Feb 97	ESP	4.56i	Naroa Agirre	Sevilla	17 Feb 07
	1.96	Maria Melová	Otterberg	27 Feb 99	EST	4.42	Marleen Mülla	Greenfield	23 Apr 22
SWE	2.08	Kajsa Bergqvist	Arnstadt	4 Feb 06	ETH	2.10	Sifan Selemon	Hawassa	30 Mar 22
UKR	2.06	Yaroslava Mahuchikh	Banská Bystrica	2 Feb 21	FIJ	3.81	Eseta Finau	Clovis	2 Jun 18
					FIN	4.72	Wilma Murto	Tampere	29 Aug 21
					FRA	4.75	Ninon Guillon-Romarin	Monaco	20 Jul 18
					GAB	3.30	Grace Matamba	Bron	20 May 22
					GAM	1.50	Hadja Fanta Sidibeh Jambo	Castellar del Vallès	19 Apr 09
					GBR	4.90	Holly Bradshaw	Manchester	26 Jun 21
					GBS	2.55	Plácida Miroelho	Almada	15 Jun 03
						2.55	Plácida Miroelho	Abrantes	22 Jun 03
					GEO*	3.10	Diana Zolotukhina	Tbilisi	29 Jul 15
					GER	4.82	Silke Spiegelburg	Monaco	20 Jul 12
					GHA	2.50	Margaret Simpson	Réduit	19 Apr 07
					GRE	4.91	Katerina Stefanídi	London	6 Aug 17
					GUA	3.50	Peggy Ovale	St. Charles	15 May 05
					HAI	2.20	Kentiana Sémexant	Gagny	4 May 19
					HKG	3.55	Choi Sin Ting	Hongkong	23 Apr 17
					HON	2.70	Aimee Zelaya	Tegucigalpa	1 Jul 17
						2.70	Aimee Zelaya	Managua	28 Jul 17
						2.70	Aimee Zelaya	Cd. de Guatemala	13 Jul 18
					HUN	4.55	Krisztina Molnár	Beckum	20 Aug 06
					INA	4.10	Desy Margawati	Colombo	10 Aug 02
					IND	4.15	V. Suresh Surekha	New Delhi	4 Nov 14
					IRI	4.03	Mahsa Mirzatabibi	Tehran	15 Sep 21
					IRL	4.60	Tori Pena	Chula Vista	6 Jun 13
					IRQ	2.80	Zahraa Jamal Al-Dulaimeh	Al Najaf	3 Nov 20
					ISL	4.60	Thórey Edda Elísadóttir	Madrid	17 Jul 04
					ISR*	4.30	Naama Bernstein	Tel Aviv	14 Jun 21
						4.30	Naama Bernstein	Tel Aviv	23 May 22
					ISV	2.74	Zhondra Carty	Cedar Hill	2 Apr 11
					ITA	4.70	Roberta Bruni	Rieti	23 May 21
					JAM	3.40	Maria Newton	Ashford	10 May 98
						3.40	Maria Newton	Wigan	6 Jun 99
					JOR	3.20	Fatima Al-Zahra Barshi	Damascus	12 Sep 04
					JPN	4.40	Tomomi Abiko	Osaka	9 Jun 12

Notes (*)

BAH Atkinson-Grier, listed previously – from Jamaica
 IRQ 1.82 Abdul Hameed Erbil 5 May 18 – unconfirmed

Pole Vault

AFG	1.40	Jasmin Shams	Finnsnes	23 Jul 01
ALB	2.60	Alma Dhespollari	Patra	8 May 10
ALG	3.70	Lynda Méziani	Franconville	7 May 00
	3.70	Sonia Halliche	Alger	24 Jul 06
	3.70	Sonia Halliche	Alger	5 Jul 10
	3.70	Sonia Halliche	Alger	28 Jul 11
AND	2.90	María Martínez	el Prat de Llobregat	18 May 08
ANG	3.60	Lídia Nicole Alberto	Vagos	14 Jun 15
ARG	4.43	Alejandra García	Santa Fe	3 Apr 04
AUS	4.82	Nina Kennedy	Sydney	13 Mar 21
AUT*	4.45	Kira Grünberg	Zürich	12 Aug 14
AZE*	3.80	Yelena Gladkova	Baku	1 Jun 14
	3.80	Yelena Gladkova	Saransk	6 Aug 15
	3.80	Yelena Gladkova	Kazan	26 Jun 16
BDI*	3.70	Laëtitia Berthier	Feyzin	29 Jun 07
	3.70	Laëtitia Berthier	Addis Ababa	1 May 08
	3.70	Laëtitia Berthier	Pierre-Bénite	13 Jun 08
	3.70	Laëtitia Berthier	Annecy	14 Jun 08
	3.70	Laëtitia Berthier	Vénissieux	28 Jun 08
BEL*	4.51	Fanny Smets	Leuven	24 Aug 19
BIH	2.80	Neira Hadžiahmetagic	Limassol	19 Jun 21
BIZ	2.63	Stephaun Martínez	Tallahassee	12 Mar 11

COUNTRY	MARK	NAME	VENUE	DATE	COUNTRY	MARK	NAME	VENUE	DATE
KAZ	4.20	Olga Lapina	Busan	17 May 14	TPE	4.20	Wu Chia-Ju	Bangkok	6 May 18
KEN	3.20	Caroline Cherotich	Nairobi	9-11 Jul 15	TTO	2.36	Ayana Riviere	Baltimore	2 May 08
KOR	4.41	Choi Yun-Hee	Gimcheon	8 May 12	TUN	4.31	Dorra Mahfoudhi	Rabat	27 Aug 19
KUW	1.80	Fatima Mathni Taoufik	Al-Kuwait	11 Sep 12	TUR*	4.40	Buse Arikazan	Bursa	19 Jun 19
LAO*	2.40	Soutsada Siliphonphanh	Bangkok	8 Sep 15		4.40	Buse Arikazan	Smederevo	26 Jun 21
LAT	4.27	Alisona Neidere	Eugene	1 Jul 21	UGA	2.20	Lucy Angucia	Kampala	12 May 12
LBN	2.10	Jana Majed	Beyrouth	8 Jul 10	UKR	4.70	Maryna Kylypko	Lutsk	18 Jun 21
LCA	2.74	Alexandra Johnson	Tucson	4 Mar 22	URU	4.23	Déborah Gyurcsek	Cochabamba	23 Jul 00
LIE*	2.30	Hannah Meier	Götzis	5 Jul 14	USA*	5.00	Sandi Morris	Bruxelles	9 Sep 16
LTU	3.91	Rolanda Demčenko	Kaunas	8 Jul 12	UZB	3.60	Jasmina Mansurova	Bursa	7 May 22
LUX*	4.30	Gina Reuland	Reykjavík	4 Jun 15	VEN	4.78i	Rosbelys Peinado	Liévin	19 Feb 20
MAD	2.45	Ange Rajaonah	Antananarivo	27 Aug 00	VIE	4.20	Le Thi Phuong	Palembang	15 Nov 11
MAR	4.05	Nisrine Dinar	Rabat	16 Jul 06	ZIM	2.60	Margaret Odendaal		00
MAS	4.40	Roslinda Samsu	Mataró	10 Jul 06					
MDA*	3.60	Ecaterina Abramova	Tiraspol	27 May 11					
	3.60	Irina Tverdochlebova	Brest	16 May 15					
	3.60	Irina Tverdochlebova	Tiraspol	26 May 17					
	3.60	Irina Tverdochlebova	Tel Aviv	24 Jun 17					
MEX*	4.35	Carmelita Correa	Cd. de México	19 Mar 16					
MLI*	2.40	Dianabou Diarra	Savigny-le-Temple	29 May 16					
MLT	3.80	Peppyna Dalli	Limassol	19 Jun 21					
MON*	2.70	Sarah Seggario	Nice	28 May 17					
MRI	3.71	Nancy Cheekoussen	Rédut	25 Jul 04					
MYA	3.40	Hnin Yee Wai	Nay Pyi Taw	28 Jan 15					
NAM	2.30	Chene de Wet	Windhoek	6 Apr 13					
NCA	2.80	Ana Granados	Managua	12 Dec 17					
	2.80	Ana Granados	Managua	20 Dec 20					
NED	4.55	Femke Pluim	Amsterdam	1 Aug 15					
NGR	3.20	Victoria Itodo	Lagos	17 May 07					
	3.20	Maureen Williams	Kaduna	19 Feb 09					
NOR	4.65	Lene O. Retzius	Ostrava	31 May 22					
NZL	4.94	Eliza McCartney	Jockgrim	17 Jul 18					
OMA	2.70	Rasha Mohamed Al-Malki	Dubai	13 Dec 12					
	2.70	Rasha Mohamed Al-Malki	Al-Qâhira	22 Jun 13					
PAK	3.15	Sidra Bashir	Peshawar	11 Nov 19					
PAN	2.20	Meelany Jaén	Managua	15 Jun 12					
PAR	3.75	Catalina Amarilla	Wipperfürth	3 Jun 15					
PER	4.25	Nicole Hein	Cd de México	22 Feb 20					
PHI*	4.30	Natalie Uy	Greenville	15 Jul 20					
	4.30	Natalie Uy	Prairie View	25 May 21					
PNG	2.30	Delillah Kami	Brisbane	14 Jun 15					
POL	4.85i	Anna Rogowska	Paris	6 Mar 11					
POR*	4.50	Leonor Tavares	Albi	29 Jul 11					
	4.50	Leonor Tavares	Franconville	6 Jul 16					
PRK	3.60	Ri Myong Sim	Pyongyang	4 Oct 11					
PUR	4.50	Diamara Planell	Norwalk	16 Apr 16					
PYF	3.01	Lucie Tepea	Punaruu	30 May 09					
QAT	3.40	Samar Mansouri	Al-Kuwait	16 May 22					
	3.40	Samar Mansouri	Radès	26 May 22					
ROU*	4.22	Gabriela Mihalcea	Dreux	11 Jun 99					
RSA	4.42	Elmarie Gerryts	Wesel	12 Jun 00					
RUS	5.06	Yelena Isinbaeva	Zürich	28 Aug 09					
SAM	1.50	Hi Fesili	Apia	30 Nov 98					
SEN	3.71	Fatoumata Gnacko	Aulnay-sous-Bois	26 Jun 13					
SGP	3.91	Rachel Yang Bing Jie	Bangkok	13 Jun 17					
SLO	4.80i	Tina Šutej	Rouen	5 Mar 22					
SMR*	3.55	Martina Muraccini	Imola	23 May 21					
SRB	4.25	Jelena Radinović Vasić	Sremska Mitrovica	20 Aug 11					
SRI	3.71	K. L. Sachini Kaushalya Perera	Diyagama	9 Apr 22					
STP	2.80	Nair Varela	Seixal	18 Jun 05					
SUI*	4.78	Nicole Büchler	Doha	6 May 16					
SVK*	4.10	Slavomíra Slůková	Novo Mesto	12 Jul 06					
	4.10	Slavomíra Slůková	Dubnica	30 Jun 07					
	4.10	Slavomíra Slůková	Dubnica	27 May 12					
SWE	4.83	Michaela Meijer	Norrköping	1 Aug 20					
SYR	3.15	Rihane Shiha	Latakia	25/26 Mar 11					
	3.15	Rihane Shiha	Damascus	16/17 Sep 11					
TGA	2.50	Melesia Mafile'o	Auckland	22 Feb 03					
THA	4.30	Chayanisa Chomchuee	Jakarta	28 Aug 18					

<i>Alternative outdoor bests for federation ratifying indoor marks as outright records (i)</i>									
ESP	4.51	Naroa Agirre	Valladolid	10 May 14					
POL	4.83	Anna Rogowska	Bruxelles	26 Aug 05					
SLO	4.76	Tina Šutej	Ljubljana	11 Sep 21					
VEN	4.70	Rosbelys Peinado	Cochabamba	7 Jun 18					
	4.70	Rosbelys Peinado	Bruxelles	6 Sep 19					
	4.70	Rosbelys Peinado	Doha	29 Sep 19					

<i>Superior (or identical) indoor bests not ratified by federation as outright records (§)</i>									
AUT	4.45	Kira Grünberg	Praha	6 Mar 15					
AZE	3.90	Yelena Gladkova	Chelyabinsk	11 Jan 17					
BDI	3.71	Laëtitia Berthier	Épinal	9 Feb 08					
BEL	4.53	Fanny Smets	Louvain	20 Feb 21					
BLR	4.80	Iryna Zhuk	Liévin	17 Feb 22					
BOL	2.70	Thais Stilma	Cochabamba	18 Jan 20					
BUL	4.50	Tanya Stefanova	Athína	16 Feb 05					
CAM	2.90	Hélène Kong	Vittel	11 Mar 07					
CAN	4.82	Alysha Newman	Zürich	28 Aug 19					
CPV	2.40	Cleisa Tavares	Pombal	30 Jan 10					
	2.40	Kidline Gomes	Pombal	18 Feb 18					
DEN	4.50	Caroline Bonde Holm	Kalmar	19 Feb 22					
GEO	3.10	Diana Zolotukhina	Tbilisi	7/8 Feb 15					
ISR	4.35	Naama Bernstein	Ostrava	3 Feb 21					
LAO	3.00	Toukta Khamboonheung	Hanoi	31 Oct 09					
LIE	2.50	Kathrin Berginz	Dornbirn	25 Jan 14					
LUX	4.30	Gina Reuland	Praha	6 Mar 15					
MDA	3.60	Ecaterina Abramova	Chişinău	5 Feb 12					
	3.60	Ecaterina Abramova	Chişinău	5 Feb 13					
	3.60	Irina Tverdochlebova	Istanbul	23 Feb 13					
	3.60	Irina Tverdochlebova	Chişinău	9 Jan 16					
	3.60	Irina Tverdochlebova	Istanbul	27 Feb 16					
MEX	4.41	Carmelita Correa	Flagstaff	12 Feb 16					
MLI	2.82	Aminata Sanoko	Cercy-la-Tour	13 Jan 96					
MON	3.00	Sarah Seggario	Nice	4 Feb 18					
PHI	4.30	Natalie Uy	Marietta	11 Jun 21					
POR	4.51	Marta Onofre	Pombal	6 Mar 16					
ROU	4.25	Gabriela Mihalcea	Piräus	13 Feb 99					
SMR	3.60	Martina Muraccini	Modena	7 Feb 21					
SUI	4.80	Nicole Büchler	Portland	17 Mar 16					
SVK	4.12	Slavomíra Slůková	Budapest	2 Feb 08					
TUR	4.41	Mesure Tutku Yilmaz	Istanbul	23 Feb 21					
USA	5.03	Jenn Suhr	Brockport	30 Jan 16					

Note (*)
NGR 4.12i Great Nnach Canegrage 9 Jan 22 & 4.07 Great Nnachi Torino 17 Apr 21 - nationality unconfirmed

Long Jump									
AFG	3.76	Yalda Amini	Kirkkonummi	18 Jul 17					
AIA	6.71	Shara Proctor	Berlin	23 Aug 09					
ALB	6.53	Vera Bregu	Tiranë	20 May 89					
ALG	6.70	Baya Rahouli	Rieti	5 Sep 99					

COUNTRY	MARK	NAME	VENUE	DATE	COUNTRY	MARK	NAME	VENUE	DATE
AND	5.75	Montserrat Pujol	Andorra	2 Jun 05	FRA	7.05	Eunice Barber	Monaco	14 Sep 03
ANG	5.84	Ungudi Quiawacana	Lisboa	29 Jul 07	FSM	4.82	Angie Nedelec	Kolonia	26 Jul 02
ANT	6.22	Amy Harris	Basseterre	6 Jul 14	GAB	5.88	Anne-Lise Montoulieu	Ermont	15 Jul 83
ARG	6.61	Andrea Ávila	Buenos Aires	23 May 93	GAM	5.73	Fatou Tiayana	Bakau	29 Jun 07
	6.61	Andrea Ávila	Mar del Plata	10 Apr 99	GBR	7.07	Shara Proctor	Beijing	28 Aug 15
ARM*	6.46	Nadezhda Karyakina	Kyiv	22 Jun 76	GBS	6.00	Fatumata Baldé	Lisboa	19 Apr 18
ARU‡	5.86	Sylvienne Krozendijk	Johnson City	12 May 07	GEO*	6.25	Nadezhda Dvalishvili	Tbilisi	16 May 54
ASA	4.50	Lela Waetin	Nikao	16 Oct 07		6.25	Lyudmila Iyevleva	Kharkov	26 Jul 60
AUS	7.05	Brooke Stratton	Perth	12 Mar 16	GEQ	5.29	Marlene Mevong Mba	Zaragoza	5 Jul 08
AUT	7.09	Ljudmila Ninova	Sevilla	5 Jun 94		5.29	Marlene Mevong Mba	Zaragoza	30 May 09
AZE*	6.41	Galina Tumasova	Baku	22 Sep 85	GER	7.48	Heike Drechsler	Neubrandenburg	9 Jul 88
BAH	6.83	Bianca Stuart	Nassau	26 Jun 15	GHA	6.89	Deborah Acquah	College Station	2 Apr 22
BAN	6.07	Foujia Huda	Islamabad	2 Apr 04	GIB	4.53	Alison Cano	Gibraltar	10 Jun 92
	6.07	Foujia Huda	Ipoh	12 Jun 04	GRE	7.03	Níki Xánthou	Bellinzona	18 Aug 97
	6.07	Foujia Huda	Colombo	25 Aug 06	GRN	6.71	Patricia Sylvester	Atlanta	29 Mar 08
BAR‡	6.80	Akela Jones	Chula Vista	29 May 21	GUA	6.36	Thelma Nohemí Fuentes	Cd. de Guatemala	14 Jul 18
BDI	5.10	Dévote Barajenguye	Bujumbura	81	GUI	5.72	Bountouraby Soumah	Conakry	15 Sep 90
BEL	6.86	Nafissatou Thiam	Birmingham	18 Aug 19	GUM‡	5.34	Pollara Cobb	Chicago	26 Apr 14
BEN	6.12	Anne Aboissédé Okafor	Porto Novo	18 Jul 10	GUY	6.82	Jennifer Innis	Nice	14 Aug 82
BER	6.50	Arantxa King	Austin	31 Mar 12	HAI	6.34	Alexis Shentel Brown	Albuquerque	8 Jun 19
BHU	5.47	Tashi Dema	Thimphu	22 Jan 03	HKG	6.31	Yue Ya Xin	Napoli	9 Jul 19
BIH	6.07	Tanja Markovic	Sokolac	8 Aug 15	HON	5.45	Dennise Reyes	Houston	23 Mar 19
BIZ	5.97	Tricia Flores	Cd. de Panamá	16 Apr 10	HUN	6.86	Tünde Vaszi	Edmonton	7 Aug 01
BLR	7.39	Yelena Belevskaya	Bryansk	18 Jul 87	INA	6.70	Maria Natalia Londa	Singapore	10 Jun 15
BOL	6.09	Valeria Quispe	Tarija	4 Jun 17	IND	6.83	Anju Bobby George	Athina	27 Aug 04
BOT	6.36	Tsoseletso Nkala	Harare	18 Jul 98	IRI	6.40	Reyhaneh Mobini	Tehran	15 Sep 21
BRA	7.26	Maurren Higa Maggi	Bogotá	26 Jun 99	IRL‡	6.60	Kelly Proper	Bruxelles	8 Aug 10
BRN	5.73	Mary Emiata Otuaruah	Mungyeong	8 Oct 15	IRQ	5.60	Eiman Nouri Fathi	Baghdad	13 Jul 77
BRU	5.14	Rose Chong Sin Keng	Kuching	14 Jul 62	ISL	6.62	Hafþís Sigurdardóttir	Hilversum	9 Jul 16
BUL	7.00	Silvia Khristova-Moneva	Sofia	3 Aug 86	ISR	6.52	Hanna Minenko	Tel Aviv	17 Jul 14
BUR	6.64	Marthe Koala	Kladno	17 Jun 18	ISV	6.72	Flora Hyacinth	Cd. de México	23 May 98
	6.64	Marthe Koala	Götzis	30 May 21	ITA	7.11	Fiona May	Budapest	22 Aug 98
CAF	5.65	Nicole Tombézogo	Bangui	22 May 83	IVB	7.08	Chantel Malone	Miramar	27 Mar 21
CAM	5.85	Kim Mom	Phnom Penh	19 Jul 68	JAM	7.16	Elva Goulbourne	Cd. de México	22 May 04
CAN‡	6.99	Christabel Netty	Eugene	29 May 15	JOR	6.01	Rima Farid Taha	Amman	18 May 07
CAY	5.66	Anissa Owen	Tampa	26 May 19	JPN	6.86	Kumiko Ikeda	Osaka	6 May 06
CGO	6.31	Marie Mbuya Mala	Albi	7 Jul 18	KAZ	7.31	Yelena Kokonova	Alma Ata	12 Sep 85
CHA	5.20	Mariam Mahamat	N'Djamena	5 Feb 77	KEN	6.43	Maximila Imali	Nairobi	20 Jun 19
CHI	6.60	Macarena Reyes	Santiago/CHI	2 Jun 12	KGZ	7.06	Tatyana Kolpakova	Moskva	31 Jul 80
CHN	7.01	Yao Weili	Jinan	5 Jun 93	KIR	4.90	Waymar Ataia Bwereeti	Bairiki	29 Jul 17
CIV‡	6.38	Patricia Soman	Des Moines	26 Apr 03	KOR	6.76	Jung Soon-Ok	Daegu	4 Jun 09
CMR	6.65	Joëlle Mbumi	Bafoussam	3 Mar 18	KOS	5.50	Remzije Shala	Mitrovicë	Jul 85
COD	5.88	Carine Kanda	Vénissieux	13 Jul 96	KSA	4.31	Abir El-Mansoury	Clusone	13 May 07
COK	5.37	Erin Tierney	Dunedin	23 Jun 88	KUW	5.17	Mariam Kazem Malallah	Al-Kuwait	27 Oct 19
COL	6.93	Caterine Iburgüen	Ostrava	9 Sep 18	LAO	5.75	Laenly Phouthavong	Kuala Lumpur	25 Aug 17
COM	5.60	Fatouma Kari	Nice	26 Jun 05	LAT	6.92	Ineta Radēviča	Barcelona	28 Jul 10
CPV‡	5.50	Claudina Borges	Lisboa	27 Jun 10	LBA	5.47	Hadeel Fathy Abboud	Amman	19 Apr 18
	5.50	Claudina Borges	Setúbal	4 Jul 10	LBN	5.87	Krystel Saneh	Beyrouth	24 Apr 21
	5.50	Claudina Borges	Lisboa	11 Jul 10	LBR	6.20	Decontee Kaye	San Diego	11 May 07
CRC	5.95	Ana María Porras	Tegucigalpa	26 Sep 13	LCA	6.47	Michelle Baptiste	Springfield	4 May 96
CRO	6.68	Silvija Babić	Beograd	24 Jun 90	LES	6.02	Selloane Ts'oaeli	Maputo	14 Sep 11
CUB	6.99	Lisset Cuza	Jena	3 Jun 00	LIE	6.13	Manuela Marxer	Helsinki	9 Aug 94
CYP	6.80	Maria Lambrou-Teloni	Limassol	24 Mar 85	LTU	7.20	Irena Ozenko	Budapest	12 Sep 86
CZE	6.89	Jarmila Strejčková	Praha	18 Sep 82	LUX	6.01	Claudia Czerwonka	Siegen	10 Jun 00
DEN	6.96	Renata Nielsen	Sevilla	5 Jun 94	MAC	5.58	Soi I Man	Hongkong	27 Apr 19
DJI	4.75	Fatouma Abdallah Mohamed	Khartoum	9 May 06	MAD	6.12	Brigitte Rampizafy	Antananarivo	26 Jul 97
DMA	6.64	Thea LaFond	São Paulo	1 May 22	MAR	6.54	Yusra Lajdoud	Rabat	27 Feb 22
DOM	6.36	Flor Álvarez	Medellín	28 Apr 18	MAS	6.29	Noor Amira Mohd Nafiah	Palembang	15 Dec 14
ECU	6.67	Yuliana Ángulo	Leverkusen	16 May 21		6.29	Noor Amira Mohd Nafiah	Wuhan	3 Jun 15
	6.67	Yuliana Ángulo	São Paulo	1 May 22	MAW	5.05	Rose Mijojo	Blantyre	26 Aug 73
EGY	6.48	Esrá Mohamed Samir	El Maadi	8 Apr 21	MDA	6.53	Lyubov Ratsu	Chişinău	28 Aug 83
ERI	4.59	Salina Tukabo	Asmara	27-29 Jun 14	MDV	4.91	Noora Abdul Hameed	Hulhumalé	18 Dec 21
ESA	6.04	María Gabriela Carrillo	San Salvador	18 Mar 06	MEX	6.74	Jessamyn Saucedo	Cd. de México	6 May 17
ESP	7.06	Niurka Montalvo	Sevilla	23 Aug 99	MGL	6.08	Baatarchu Odonchimeg	Ulan Bator	30 Jun 87
EST	6.87i	Ksenija Balta	Torino	7 Mar 09	MHL	4.62	Rosemaline Watley	Salem	20 Mar 19
	6.87	Ksenija Balta	Tallinn	8 Aug 10	MKD	6.17	Marina Mihajlova	Skopje	5 Oct 87
ETH	6.23	Hiwot Sisaye	Durban	23 Jun 93	MLI	6.53	Kadiatou Camara	Bamako	6 Apr 03
FIJ	6.12	Miriama Chambault	Nouméa	30 Nov 79	MLT	6.41	Rebecca Camilleri	Marsa	1 Jun 14
FIN	6.85	Ringa Ropo	Lahti	9 Aug 90	MNE	6.23	Milena Milašević	Bar	7 Jun 08

COUNTRY	MARK	NAME	VENUE	DATE	COUNTRY	MARK	NAME	VENUE	DATE
MNT	5.62	Lynette Lee	London (Hurlingham)	23 May 71	TTO	6.96	Tyra Gittens	College Station	14 May 21
MON	5.35	Carine Cresto	Innsbruck	7 Jun 93	TUN	6.21	Awatef Hamrouni	Tunis	12 Jun 05
MOZ	6.40	Elisa Cossa	Pretoria	24 Mar 00	TUR	6.87	Karin Melis Mey	Leverkusen	31 Jul 09
MRI	6.01	Liliane Potiron	Réduit	4 Sep 21	TUV	4.99	Asenate Manoa	Mata-Utu	5 Sep 13
MTN	5.19	Badia Kamara	Doha	24 Apr 12	UAE	5.34	Latifa Al-Kaabi	Al-Kuwait	16 May 22
MYA	6.00	Soe Soe Nyein	Yangon	30 Jan 01	UGA	6.43	Sarah Nambawa	Nashville	9 Apr 11
NAM	6.05	Ronel Moolman	Windhoek	9 Apr 94	UKR*	7.24	Larysa Berezhnaya	Granada	5 Jun 91
NCA	5.49	Esther Vanegas	Managua	2 Nov 19	URU	6.52	Mónica Falcioni	Bogotá	26 Jun 99
NED	6.78	Dafne Schippers	Amsterdam	26 Jul 14	USA	7.49	Jackie Joyner-Kersee	New York	22 May 94
NEP	5.45	Shila Chaudhari	Kathmandu	21/22 Apr 18		7.49	Jackie Joyner-Kersee	Sestriere	31 Jul 94
NFI	4.80	Alice Donaldson	Middlegate	10 Mar 95	UZB‡	6.81	Yuliya Tarasova	Tashkent	5 Jun 10
NGR	7.17	Ese Brume	Chula Vista	29 May 21	VAN	5.55	Lyza Malres	Apia	19 Jul 19
NIG	5.21	Yahanatou Ibrahim	Niamey	27-29 May 05	VEN	6.88	Yulimar Rojas	La Nucía	13 Jun 21
NMI	4.97	Jackie Wonenberg	Susupe	11/12 May 07	VIE	6.68	Bui Thi Thu Thao	Kuala Lumpur	25 Aug 17
NOR	6.68	Margrethe Renstrøm	Barcelona	27 Jul 10	VIN	6.21	Marvette Collis	San Diego	7 May 94
NRU	4.90	Chrissa Lovelite Detenamo	Aiwo	2 May 09	YEM	4.50	Amal Kala	Aden	28 Nov 84
NZL	6.68	Chantal Brunner	Melbourne	1 Mar 97	ZAM	5.89	Caromella Mumbi	Zanzibar	28 May 76
	6.68	Chantal Brunner	Brisbane	25 Mar 01	ZIM	6.15	Dafros Mudyirwa	Pittsburgh	6 May 00
OMA	5.45	Buthayna Ayed Al-Yacoobi	Budapest	14 Jul 12	<i>Superior (or identical) indoor bests not ratified by federation as outright records (‡)</i>				
PAK	6.31	Shabana Akhtar	Madras	22 Dec 95	ARU	5.89	Sylvienne Krozendijk	Johnson City	29 Feb 08
PAN	6.60	Natalie Aranda	Cochabamba	6 Jun 18	BAR	6.80	Akela Jones	Birmingham, AL	11 Mar 16
PAR	5.97	Ana Paula Argüello	Encarnación	16 Oct 21		6.80	Akela Jones	Clemson	11 Feb 22
PER	6.66	Paola Mautino	Cochabamba	6 Jun 18	CAN	6.99	Christabel Netthey	Stockholm	19 Feb 15
PHI	6.72	Marestella Sunang	Almaty	4 Jul 16	CIV	6.44	Patricia Soman	Muncie	21 Feb 03
PLE	5.20	Ghadir Mahmoud Gharouf		May 07	CPV	5.66	Evelise Veiga	Pombal	27 Jan 12
PLW	4.62	Felicia Saburo	Susupe	15 Dec 05	GUM	5.60	Regine Tugade	Annapolis	3 Feb 18
PNG	6.50	Rellie Kaputin	Townsville	25 Jun 19	IRL	6.62	Kelly Proper	Wien	23 Jan 10
POL	6.97	Agata Karczmarek	Lublin	6 Aug 88	SLE	6.86	Eunice Barber	Bordeaux	14 Feb 98
POR	7.12	Enezenaide Gomes	Monaco	29 Jul 08	SMR	5.84	Emma Corbelli	Ancona	6 Feb 21
PRK	6.79	Li Yong Ae	Kuala Lumpur	21 Oct 91	SRB	7.24	Ivana Španović	Beograd	5 Mar 17
PUR	6.96	Madeline de Jesús	Cd. de México	24 Jul 88	UZB	6.82	Vera Olenchenko	Volgograd	21 Jan 90
PYF	5.94	Véronique Boyer	Pirae	7 Apr 01	Notes (*)				
QAT	5.22	Reyma Alen Thomas	Amman	16 May 12	ARM	6.72 Amaliya Sharoyan Elbasani, 21 May 16 – questionable			
ROU	7.43	Anișoara Cușmir	București	4 Jun 83	AZE	6.42 Grete Adiants Sumgait 21 Jun 80 – not ratified by federation			
RSA	6.93	Karen Mey	Bad Langensalza	7 Jul 07	GEO	6.67 Maiko Gogoladze Sofiya 2 May 12 – questionable			
	6.93	Karen Mey	Bad Langensalza	7 Jun 08	UKR	7.37 Inessa Kravets Kiyev 13 Jun 92 – not ratified by federation (no wind gauge)			
RUS	7.52	Galina Chistyakova	Leningrad	11 Jun 88	Triple Jump				
RWA	5.10	Béatrice Nyiraguhirwa	Kicukiro	15 May 88	AFG	9.14	Farkhunda Muhtaj	Toronto	14 Jun 11
SAM	5.80	Kristy Tufola Slade	Sacramento	29 Mar 03	AIA‡	13.74	Shara Proctor	Greensboro	30 May 09
SEN	6.64	Kène Ndoye	Brazzaville	16 Jul 04	ALB	13.50	Vera Bregu	Durrësi	10 May 96
SEY	6.57	Céline Laporte	Melbourne	24 Mar 06	ALG	14.98	Baya Rahouli	Almería	1 Jul 05
SGP	6.18	Eugena Tan Yan Ning	Singapore	10 Jun 15	AND‡	12.21	Montserrat Pujol	Andorra	1 Jul 07
SKN	6.67	Tanika Liburd	Houston	20 May 10	ANG‡	13.49	Teresa N'Zola	Angers	27 Jul 02
SLE‡	6.75	Eunice Barber	Pierre-Bénite	5 Jun 98	ANT	12.12	Alyssa Dyett	St John's	20 Feb 22
SLO	6.78	Nina Kolarić	Ptuj	29 Jun 08	ARG	13.91	Andrea Ávila	Lima	4 Jul 93
SMR‡	5.69	Barbara Rustignoli	Nicosia	4 Jun 09	ARM	13.56	Kristina Alvertisian	Alexándria	17 May 22
SOL	5.02	Miriam Waleilia	Honiara	2 Mar 99	ARU	11.99	Judeska Sheppard	Tilburg	21 May 18
SOM	5.05	Nadifa Sheikh Aboker	Mogadiscio	15 Sep 77	ASA	8.72	Iva Ripine	Utulei	9 Apr 92
	5.05	Nasteho Essa Mohamud	Mogadiscio	7 May 06	AUS	14.04	Nicole Mladenis	Hobart	9 Mar 02
SRB‡	7.10	Ivana Španović	Beograd	11 Sep 16		14.04	Nicole Mladenis	Perth	6 Dec 03
SRI	6.65	Lakshini Sarangi Silva	Colombo	12 Feb 22	AUT	13.75	Ljudmila Ninova	Linz	9 Jul 97
SSD	5.74	Nyakume Becca Ter Dup	Winona	28 Apr 18	AZE	13.88	Yekaterina Sariyeva	Baku	3 Jun 21
STP	6.72	Agate Sousa	Ibiza	7 May 22	BAH	14.03	Tamara Myers	Philadelphia	29 Apr 17
SUD	6.34	Yamilé Aldama	Amman	18 May 07	BAR	13.35	Seidre Forde	Austin	4 Apr 08
SUI	6.84	Irène Pusterla	Chiasso	20 Aug 11	BDI	10.89	Amissa Noëlla	Butare	21 Aug 15
SUR	5.91	Deborah Galong	Paramaribo	25/26 Jan 20	BEL	14.55	Svetlana Bolshakova	Barcelona	31 Jul 10
SVK	7.01	Eva Murková	Bratislava	26 May 84	BEN	12.69	Mariam Issifou	Porto Novo	14 Jul 18
SWE	6.99	Erica Johansson	Lausanne	5 Jul 00	BER‡	13.08	Jasmine Brunson	Orlando	24 Mar 12
SWZ	5.56	Portia Gimindza	Mbabane	17 Apr 04	BHU	9.80	Tenzin Choden	Thimphu	8 Jul 16
SYR	6.77	Ghada Shouaa	Götzis	26 May 96	BIH	12.92	Anđela Kovačević	Sokolac	3 Jul 10
TAN	5.64	Leticia Athanas	Mwanza	2 May 83	BIZ	12.79	Althea Gilharry-Moses	Los Angeles (W)	4 May 96
TGA	6.23	Siulolo Liku	Sydney	11 Feb 95	BLR	14.76	Kseniya Dzetsuk	Brest	26 May 12
THA	6.41	Parinya Chueamaroeng	Bangkok	4 May 18	BOL	13.37	Valeria Quispe	Cochabamba	7 Jun 18
TJK	6.19	Zhanna Matsola	Frunze	22 Apr 89					
TKM	6.22	Galina Brigadnaya	Ashkhabad	19 May 85					
TKS	4.98	Tashy Forbes	Kew	04					
TLS	4.40	Ofélia Faria	Vagos	20 Dec 20					
TOG	6.42	Désirée Agblami	Viry-Châtillon	20 Jun 98					
TPE	6.56	Wang Kuo-Huei	Bangkok	5 Nov 97					

COUNTRY	MARK	NAME	VENUE	DATE	COUNTRY	MARK	NAME	VENUE	DATE
BOT	12.78	Titose Chilume	Gaborone	29 Apr 18	ITA	15.03	Magdelin Martínez	Roma	26 Jun 04
BRA	14.69	Núbia Soares	Sotteville	17 Jul 18	IVB‡	13.36	Kala Penn	Fayetteville	11 May 19
BRN	13.32	Mary Amiata Otuaruah	Manama	27 Apr 15	JAM	15.16	Trecia-Kaye Smith	Linz	2 Aug 04
BRU	10.58	Nuramalina Binti Bakir	B. S. Begawan	2 Dec 09	JOR	12.60	Rima Farid Taha	Al Ain	29 Oct 11
BUL	15.20	Tereza Marinova	Sydney	24 Sep 00	JPN	14.04	Maho Hanaoka	Shizuoka	1 Oct 99
BUR	13.63	Chantal Ouaba	Ouagadougou	20 May 01	KAZ	15.25	Olga Rypakova	Split	4 Sep 10
CAF	12.12	Marie-Joëlle Conjungo	Réduit	5 Apr 99	KEN	13.05	Gloria Mulei	Nairobi	21 Jun 19
CAM	9.48	Sokunthea Kuen	Singapore	10 Jun 07	KGZ	13.76	Rahima Sardi	Bangkok	19 Jun 07
CAN‡	13.99	Tabia Charles	Eugene	3 Jul 10	KIR	10.76	Terina Tangitang	Bairiki	4 Jul 08
CAY	11.11	Opal Bodden	George Town	19 Mar 05	KOR	13.92	Kim Su-Yeon	Gongju	26 May 06
CGO	12.73	Brianie Massaka-Youlou	Johannesburg	18 Sep 99	KOS	10.75	Rita Hajdini	Mitrovicë	30 Sep 17
CHA	10.98	Haoua Nouta Mantangor	N'Djamena	7 Apr 96	KUW	10.54	Mariam Kazem Malallah	Al-Kuwait	17 May 22
CHI	13.40	Norka Moretic	Bydgoszcz	23 Jul 16	LAO	12.77	Laenly Phouthavong	Vientiane	18-20 Sep 14
CHN	14.90	Xie Limei	Urumqi	20 Sep 07	LAT	14.76	Gundega Sproge	Sheffield	29 Jun 97
CIV	13.35	Celia-Christelle M'Boua	Paris	12 Jul 13	LBA	9.29	Ali Najla Salem	San Donato Milanese	18 Jun 08
CMR	15.39	Françoise Mbango	Beijing	17 Aug 08	LBN	12.08	Sandra Gabrael	Sydney	25 Oct 03
COD	12.99	Carine Kanda	Vénissieux	14 Jul 96	LBR	13.52	Decontee Kaye	Sacramento	9 Jun 07
COK	10.73	Erin Tierney	Suva	24 Jun 93	LCA	13.91	Sandisha Antoine	Barranquilla	1 Aug 18
COL	15.31	Caterine Ibgüen	Monaco	18 Jul 14	LES	13.57	Lerato Sechele	Gold Coast	10 Apr 18
COM‡	11.32	Fatouma Kari	Marseille	11 Jun 17	LIE	10.20	Nadine Stüber	Zürich	15 Aug 21
CPV‡	11.85	Luciliana Évora	Almada	4 Aug 00	LTU	14.43	Diana Zagainova	La Chau-de-Fonds	30 Jun 19
CRC	12.03	Amanda Muñoz	San José/CRC	30 May 21	LUX	12.43	Claudia Czerwonka	Schaan	26 May 99
CRO	13.71	Silvija Mrakovčić	Ljubljana	21 May 95	MAC	11.15	Sou I Man	Hongkong	22 Sep 19
CUB*	15.28	Yargelis Savigne	Osaka	31 Aug 07	MAD	13.41	Rapitsaravolazandry	Antananarivo	15 Aug 07
CYP	13.94	Nina Serbezova-Mitkova	Limassol	5 Jul 12	MAR	13.75	Jamaâ Chnaik	Porto Novo	1 Jul 12
CZE	15.20	Šárka Kašpárková	Athína	4 Aug 97	MAS	13.90	Noor Amira Mohd Nafiah	Kuala Lumpur	6 Oct 12
DEN	13.99	Janne Nielsen	Albi	13 Sep 20	MAW	10.25	Kachali	Blantyre	20 Jul 68
DMA‡	14.60	Thea LaFond	Tokyo	30 Jul 21	MDA	14.24	Olga Bolshova	Alcalá	28 Jun 03
DOM	14.49	Ana José Tima	Castellón	29 Jun 21	MDV	9.97	Noora Abdul Hameed	Hulhumalé	29 Jan 21
ECU	14.05	Liuba Zaldivar	Medellín	1 May 19	MEX	14.02	Ivonne Rangel	Querétaro	29 Apr 18
	14.05	Liuba Zaldivar	Barranquilla	18 May 19	MGL	11.64	Enkhbat Oyundari	Ulaanbaatar	20 Jul 19
EGY	13.40	Esraa Owis	El Maadi	27-30 Mar 22	MHL	9.83	Rosemaline Watley	McMinnville	13 May 16
ERI	10.64	Arsema Kifle	Klagenfurt	19 Sep 18	MKD	12.25	Vasilka Stojcevska	Skopje	25 May 91
ESA	12.81	María Gabriela Carrillo	San Salvador	9 Apr 06	MLI	12.94	Yah Koïta	Niamey	11 Dec 05
ESP	14.87	Ana Peleteiro	Tokyo	1 Aug 21	MLT	12.97	Claire Azzopardi	Marsa	31 Jul 19
EST	14.43	Kaire Leibak	Beijing	17 Aug 06	MNE	12.84	Ljiljana Matović	Bar	6 Sep 20
ETH	12.94	Ariyat Dibo Ubang	Addis Ababa	16 May 17	MON	9.31	Marie-Charlotte Gastaud	Aubagne	21 May 17
FIJ	12.86	Milika Tuivanuvou	Pomona	13 Apr 13	MOZ	11.85	Telma Cossa	Brazzaville	14 Jul 04
FIN	14.63	Senni Salminen	Cluj-Napoca	19 Jun 21	MRI	13.24	Liliane Potiron	Réduit	7 Aug 21
FRA	14.69	Teresa N'Zola	München	23 Jun 07	MYA	12.72	Soe Soe Nyein	Yangon	30 Mar 01
FSM	9.86	Angie Nedelec	Santa Rita	8 Jun 99	NAM	12.11	Frieda lithete	Windhoek	1 Apr 22
GAB	11.11	Armelle Otola	Châlon-sur-Saône	11 Jun 94	NCA	11.95	Ana Patricia Trana	Maracaibo	20 Aug 98
	11.11	Erika Nzé	Brive-la-Gaillarde	7 Jun 14	NED	13.51	Brenda Baar	Izmir	18 Jun 11
GAM	11.02	Nusrat Ceessay	Kingston-upon-Thames	4 Aug 13	NEP	12.20	Keshari Chaudhari	Kathmandu	11 Apr 13
GBR‡	15.15	Ashia Hansen	Fukuoka	13 Sep 97	NFI	9.85	Jedda Fletcher	Christchurch	14 Dec 02
GBS‡	12.49	Claudimira Landim	Bedford	2 Jun 19	NGR	14.50	Ruth Usoro	Lubbock	10 Apr 21
GEO*	13.68	Yuliya Dubina	Kutaisi	14 Jul 06	NIG	10.04	Farida Illaoua	Niamey	31 May 98
GEQ	11.96	Naomi Nvo Nchama	Ciudad Real	13 Jun 21	NMI	10.10	Jackie Wonenberg	Koror	5 Aug 10
GER	14.61	Kristin Gierisch	Garbsen	2 Jun 19	NOR	13.83	Lene Espegren	Pula	5 Jun 99
GHA	14.33	Nadia Eke	Kingston	8 Jun 19	NRU	9.40	Dana Thoma	Yaren	28 Mar 06
GIB	9.81	Kaia Kaemmerlen	Reading	10 Jun 17	NZL	13.91	Nneka Okpala	Sydney	2 Apr 16
GRE	15.32	Hrisopiýi Devetzi	Athína	21 Aug 04	OMA	10.43	Buthayna Ayed Al-Yacoobi	Amman	11 Apr 08
GRN	14.06	Patricia Sylvester	Athens, GA	7 Jun 08		10.43	Khadija Suleiman Al-Manjeh	Doha	10 Mar 17
GUA	13.72	Thelma Nohemi Fuentes	San Salvador	23 Jun 18	PAK	12.25	Maria Maratab	Peshawar	11 Nov 19
GUI	12.74	Maryama Bah	Hagetmau	26 Jul 00	PAN‡	12.58	Ana Martínez	Cd. de Panamá	30 Apr 16
GUM	11.01	Regine Tugade	Dededo	13 May 16	PAR	13.04	Ana Paula Argüello	Encarnación	17 Oct 21
GUY‡	14.03	Natricia Hooper	Gainesville	16 Apr 22		13.04	Ana Paula Argüello	Cali	3 Dec 21
HAI	13.47	Pascale Delaunay	Xalapa	27 Nov 14	PER	13.63	Silvana Segura	Lima	5 Mar 22
HKG	12.87	Shannon Vera Chan	Hongkong	29 May 22	PHI	12.92	Marisa Kwiatkowski	Sacramento	26 May 18
HON	11.60	Pastora E. Chávez	Tegucigalpa	3 Dec 94	PLE	9.95	Amar Assoued	Damascus	13 Sep 04
HUN	14.00	Zita Bálint	Budapest	11 May 96	PLW	9.89	Barbara Gbewonyo	Susupe	26 Jun 06
INA	14.17	Maria Natalia Londa	Nay Pyi Taw	17 Dec 13	PNG	13.28	Rellie Kaputin	Bradenton	27 May 17
IND	14.11	Mayookha Johnny	Kobe	9 Jul 11	POL	14.44	Małgorzata Trybańska	Barcelona	29 Jul 10
IRI	13.23	Javaher Zamani	Shiraz	29 Apr 16	POR	15.01	Patrícia Mamona	Tokyo	1 Aug 21
IRL	13.62	Taneisha Scanlon-Robinson	Bratislava	7 Jun 05	PRK	13.40	O Mi Song	Pyongyang	10 Oct 98
IRQ	11.84	Jawan Bahaudin Hassan	Baghdad	30 Oct 21	PUR	13.53	Tanasia Lea	Chula Vista	16 Jun 19
ISL	13.18	Sigrídur Gudjónsdóttir	Odense	28 Jun 97	PYF	12.83	Véronique Boyer	Suva	12 Jul 03
ISR	14.78	Hanna Minenko	Beijing	24 Aug 15	QAT	11.22	Mubaraka Ahmed Al-Mannai	Muscat	14 Mar 15
ISV	13.73	Flora Hyacinth	Tuscaloosa	17 May 87					

COUNTRY	MARK	NAME	VENUE	DATE	COUNTRY	MARK	NAME	VENUE	DATE
ROU	15.16	Rodica Mateescu	Athína	4 Aug 97	GUY	14.10	Natricia Hooper	Clemson	28 Jan 22
RSA	14.03	Zinzi Chanbangu	Pretoria	7 Mar 20	IVB	13.45	Chantel Malone	College Station	12 Mar 11
RUS‡	15.34	Tatyana Lebedyeva	Iraklio	4 Jul 04	PAN	12.68	Yvette Lewis	Blackburg	19 Feb 22
RWA	10.85	Marthe Niyonkuru	Kigali	1 Jul 18	RUS	15.36	Tatyana Lebedyeva	Budapest	6 Mar 04
SAM	11.13	Sopolema Tuitama	Apia	16 Dec 06	SGP	12.54	Tia Louise Rozario	New York	27 Feb 22
SEN	15.00	Kène Ndoye	Iraklio	4 Jul 04	SKN	12.89	Jessica Gilbert	Princess Anne	24 Feb 01
SEY	12.95	Janet Boniface	Nairobi	15 Jul 11	SLO	15.08	Marija Šestak	Athína	13 Feb 08
SGP‡	12.54	Tia Louise Rozario	Trenton	13 May 21	SMR	11.74	Emma Corbelli	Ancona	31 Jan 21
SKN‡	12.67	Krystal Liburd	Hobbs	18 May 19	SOM	7.98	Sabrina Gaddour	Padova	2 Mar 13
SLE	10.91	Assiatu Williams	Oakton	6 May 06	TUR	14.14	Tugba Daniszman	Istanbul	5 Mar 22
SLO‡	15.03	Marija Šestak	Beijing	17 Aug 08	ZIM	13.03	Namatirai Mavugara	Blacksburg	22 Jan 10
SMR‡	11.65	Lucia Gualandra	San Marino	26 Apr 03					
SOL	8.74	Rose Sisiolo	Tenaru	25 Jun 11					
SOM‡		See indoor footnote							
SRB	14.56	Biljana Topić	Thessaloníki	13 Sep 09					
SRI	13.66	H. D. Vidusha Lakshani	Colombo	18 Aug 19					
SSD	11.83	Nyakume Becca Ter Dup	La Crosse	17 May 18					
STP	13.31	Lecabela Quaresma	Bonneuil-sur-Marne	2 Jun 11					
SUD	15.28	Yamilé Aldama	Linz	2 Aug 04					
SUI	13.49	Fatim Affessi	La Chaux-de-Fonds	1 Jul 18					
SUR	12.54	Deborah Galong	Kourou	30 Mar 19					
SVK	14.51	Dana Veldáková	Pavia	11 May 08					
SWE	14.29	Carolina Klüft	Växjö	8 Jun 08					
SWZ	11.20	Shamiso Zihumo	Keller	18 Apr 19					
SYR	13.01	Fadoua Al-Boza	Radés	21 Jun 09					
	13.01	Fadoua Al-Boza	Damascus	9 Oct 09					
TAN	10.80	Rose Seif	Dar-es-Salaam	11/12 Jun 16					
TGA	12.57	Melesia Mafile'o	Coffeyville	19 May 07					
THA	14.17	Parinya Chueamaroeng	Taipei	25 May 18					
TJK	12.58	Marina Rudneva	Alma Ata	12 May 91					
TKM*	13.97	Viktoriya Brigadnaya	Singapore	1 Oct 99					
TKS	10.34	Shamara Rigby	Vieux Fort	12 Apr 09					
TLS	10.33	Ofélia Faria	Vagos	31 Jul 21					
TOG	13.18	Édwige Néglokpé	Obernai	29 Jul 01					
TPE	13.63	Wang Kuo-Huei	Taoyuan	26 Dec 99					
TTO	14.40	Ayanna Alexander	Alexandria, VA	31 Aug 14					
TUN	13.08	Monia Jelassi	Dakar	6 May 00					
TUR‡	14.09	Tugba Danismaz	Tallinn	9 Jul 21					
TUV	10.29	Asenate Manoa	Nikao	25 Sep 09					
UAE	11.30	Latifa Al-Kaabi	Al-Kuwait	17 May 22					
UGA	14.06	Sarah Nambawa	Nashville	9 Apr 11					
UKR	15.50	Inessa Kravets	Göteborg	10 Aug 95					
URU	13.59	Mónica Falcioni	Montevideo	9 May 99					
USA	14.92	Keturah Orji	Chula Vista	25 Apr 21					
UZB	14.55	Anastasiya Juravlyeva	Khaniá	6 Jun 05					
VAN	11.35	Lyza Malres	Apia	18 Jul 19					
VEN	15.74i	Yulimar Rojas	Beograd	20 Mar 22					
VIE	14.15	Vu Thi Men	Kuala Lumpur	23 Aug 17					
VIN	13.75	Mikeisha Welcome	Fayetteville	28 May 22					
YEM	8.75	Hana Srouri	Amman	27 Oct 07					
ZAM	11.06	Victoria Mwase	Kabwe	29 Sep 91					
ZIM‡	13.02	Vimbiso Majoni	Harare	10 Jun 17					

Notes (*)

CUB 15.29 Yamilé Aldama Roma 11 Jul 03 – not ratified by federation

GEO 14.03 Yuliya Dubina Baku 2 Jul 04 – questionable

TKM 14.02 Viktoriya Brigadnaya Ashkhabad 13 May 01 – questionable

Shot Put

AFG‡	4.78	Yalda Amini	Helsinki	20 Sep 17
AIA	9.27	Dee-Ann Rogers	Glasgow	29 Jul 14
ALB	16.36	Antoneta Koçi	Tiranë	29 Apr 84
ALG	16.16	Yasmina Azzizi	Annaba	13 Jul 95
AND‡	9.68	Montserrat Pujol	Andorra	5 May 01
ANG	12.90	Carla Carvalho	Luanda	24 Aug 81
ANT	17.32	Jess St. John	Gold Coast	13 Apr 18
ARG	16.59	Rocío Comba	São Caetano	22 Jul 06
ARM	18.51	Faina Melnik	Helsinki	15 Sep 73
ARU	11.68	Julianne Dorothal	Ottawa	1 Jun 13
ASA	17.11	Nu'uausala Tuilefano	Tampa	15 May 21
AUS	19.74	Gael Martin	Berkeley	14 Jul 84
AUT	19.21	Valentina Fedjuschina	Casablanca	13 Jul 99
AZE	16.31	Valentina Podgornova	Donetsk	16 Jul 78
BAH	17.23	Aymara Albury	Knoxville	26 May 06
BAN	12.14	Nelly Jesmin	Dhaka	8 Sep 92
BAR	17.14	Shernelle Nicholls	Lincoln	13 May 07
BDI	12.56	Tsizéyimana	Bujumbura	23 Aug 92
BEL	17.09	Jolien Boumkwo	Bruxelles	19 Jun 16
BEN	15.79	Odile Ahouanwanou	Ratingen	19 Jun 21
BER‡	14.30	Tiara De Rosa	Hattiesburg	30 Mar 19
BHU	11.74	Phup Lhamngmo	Punakha	25-28 Dec 00
BIH	14.91	Katica Tošić-Šporer	Sarajevo	17 Sep 66
BIZ	16.20	Itohan Aikhonbare	San Salvador	16 Jul 16
BLR‡	21.09	Nadezhda Ostapchuk	Minsk	21 Jul 05
BOL	15.42	Grace Conley	Tarija	17 Apr 15
BOT	11.12	Tumelo Rathlogo	Gaborone	12 Mar 22
BRA	19.30	Elisângela Adriano	Tunja	14 Jul 01
BRN	18.00	Noora Salem Jassem	Doha	21 Apr 19
BRU	13.92	Tea Ai Seng	B. S. Begawan	8 Aug 97
BUL	21.89	Ivanka Khristova	Belmeken	4 Jul 76
BUR‡	14.13	Brigitte Traoré	Ouagadougou	16 Dec 03
CAF	14.68	Nadège Nakombo	Dreux	17 Oct 99
CAM	11.85	Sao Thin	Phnom Penh	13 Jul 67
CAN	19.58	Sarah Mitton	Hamilton, ON	8 May 22
CAY	15.53	Lacee Barnes	San Antonio	2 Apr 22
CGO‡	13.95	Christiane Diabakana	Taverny	31 May 03
CHA‡	13.03	Patricia Bourmanda	St. Brieuc	1 May 92
CHI*	18.80	Natália Ducó	London	6 Aug 18
CHN	21.76	Li Meisu	Shijiazhuang	23 Apr 88
CIV	14.74	Angeline Gbahy	Évreux	12 Jul 98
CMR	18.37	Auriol Dongmo	São Bernardo	3 Jun 17
COD	12.99	Amandine Kandi Masakidi	Aix-les-Bains	24 Jun 11
COK	14.96	Tereapii Tapoki	Nikao	11 Oct 06
COL	18.03	Sandra Lemus	Uberlândia	16 May 13
COM	10.78	Samira Moussa	Mutsamudu	15 Jun 14
CPV	15.12	Antónia Borges	Huelva	8 Aug 04
CRC	14.90	Deisheline Mayers	San José/CRC	9 Jul 21
CRO‡	17.52	Valentina Mužarić	Greensboro	25 May 13
CUB	20.96	Belzis Laza	Cd. de México	2 May 92

Alternative outdoor best for federation ratifying indoor marks as outright records (i)

VEN 15.67 Yulimar Rojas Tokyo 1 Aug 21

Superior (or identical) indoor bests not ratified by federation as outright records (‡)

AIA	13.88	Shara Proctor	Blacksburg	6 Feb 10
AND	12.40	Clàudia Gurí	Antequera	21 Feb 15
ANG	13.82	Teresa N'Zola	Aubièrre	1 Mar 03
BER	13.19	Jasmine Brunson	Boston	25 Feb 12
CAN	14.02	Tabia Charles	Notre Dame	3 Mar 07
COM	11.71	Féta Ahamada	Eaubonne	16 Jan 10
CPV	11.89	Luciliana Évora	Lisboa	4 Mar 01
DMA	14.62	Thea LaFond	Albuquerque	22 Jan 22
GBR	15.16	Ashia Hansen	Valencia	28 Feb 98
GBS	12.78	Claudimira Landim	London (LV)	20 Jan 19

COUNTRY	MARK	NAME	VENUE	DATE	COUNTRY	MARK	NAME	VENUE	DATE
CYP	16.71	Olympia Menelaou	Limassol	25 Mar 01	MAD	14.98	Ange-Doris Ratsimbazafy	Colombes	12 Jun 05
CZE†	22.32	Helena Fibingerová	Nitra	20 Aug 77	MAR	16.60	Souad Malloussi	Sydney	28 Sep 85
DEN	16.97	Thea Jensen	Fayetteville	26 May 22	MAS	14.41	Lee Chiew Har	Kuala Lumpur	15 Jul 89
DJI	9.45	Fimiro Aden Okieh	Djibouti	20 May 00	MAW	11.46	Rose Chamangwana	Mombasa	5 Sep 75
DMA†	16.48	Vanessa Henry	Fairfax	14 Apr 12	MDA	19.59	Alexandra Mititelu	Baku	21 Sep 85
DOM	18.14	Flor Vásquez	Santo Domingo	7 Aug 03	MDV	8.92	Aishath Shaya Shafeeu	Malé	19 Nov 21
ECU	15.20	Carmen Chalá	Guayaquil	20 Nov 95	MEX	18.04	María F. Orozco	Querétaro	26 May 18
EGY	16.50	Hanaa Salah El-Melegi	Al-Qâhira	20 Jun 00	MGL	14.68	Nanjilma Dashzeveg	Ulan Bator	16 Jul 66
ERI	8.51	Adiam Fissehaye	Asmara	29 Apr 11	MHL	11.13	Sidra Triplett	Abay	17 Jul 18
ESA	14.60	Eva María Dimas	San Salvador	18 Mar 06	MKD	14.49	Vesna Cadikovska	Tríkala	8 Jul 01
ESP	18.80	María Belén Toimil	Castellón	29 Jun 21	MLI	13.82	Oumou Traoré	Adelaide	17 Feb 96
EST	18.03	Veronika Minina	Nokia	25 May 80	MLT†	12.51	Jennifer Pace	Windsor, ON	22 Oct 77
ETH	13.64	Zurga Usman	Addis Ababa	2 Feb 18	MNE	15.44	Kristina Rakočević	Bar	30 May 19
FIJ	14.73	Milika Tuivanuvou	San Marcos	11 Apr 15	MNT	11.52	Jenita Shields	Plymouth	24 Jul 82
FIN	18.57	Asta Ovaska	Stockholm	20 Aug 89	MON	10.54	Carine Cresto	Puteaux	23 Jun 91
FRA	18.69i	Laurence Manfredi	Liévin	19 Feb 00	MOZ	15.63	Salomé Mugabe	Gold Coast	12 Apr 18
FSM	11.45	Scalasmara Fathaangin	Abay	24 Jul 01	MRI	13.79	Bernadette Perrine	Réduit	10 Aug 97
GAB	15.68	Carine Bacchetta-Mekam	St. Louis	2 Jun 18	MTN	15.83	Binta Diagana	Lille	11 Jul 15
GAM	10.72	Mariam Conteh	Conakry	13 May 17	MYA	14.38	Jennifer Tin Lay	Rangoon	3 Feb 73
GBR	19.36	Judy Oakes	Gateshead	14 Aug 88	NAM	15.24	Tuane Silver	Pretoria	9 Feb 22
GBS†	17.94	Jéssica Include	Faro	15 May 21	NCA	13.73	Dalila Rugama	Managua	1 Jun 19
GEO	19.30	Aleksandra Abashidze	Sochi	9 Jun 84	NED†	18.89	Jessica Schilder	Leiria	12 Mar 22
GEQ†*	11.42	María Felisa Nnegue-Okomo	San Sebastián	26 May 18	NEP	12.52	Chandra Kala Lamgade	Kathmandu	6 Dec 19
GER	22.45	Ilona Slupianek	Potsdam	11 May 80	NFI	10.92	Zinta Flitten	Auckland	Jan 95
GHA	16.01	Claudia Ababio	Tampa	24 May 18	NGR	18.43	Vivian Chukwuemeka	Walnut	19 Apr 03
GIB	8.50	Nicole Barker	Gibraltar	17 Jul 92	NIG	13.37	Leila Yahaya Mamane	Niamey	25 Jul 19
GRE	19.10	Iríni-Hrisovaládo Terzóglou	Tríkala	14 Jun 03	NMI	10.61	Emiliana Quitugua	Port Vila	15 Dec 93
GRN	16.18	Kelsie Murrell	St George's	24 Apr 21	NOR†	17.11	Katarina Sederholm	Hämeenkyrö	4 Jul 98
GUA	13.52	Dorothy López	Cd. de Guatemala	6 Nov 09	NRU	11.36	Nina Grundler	Gold Coast	13 Aug 11
GUI	13.74	Mahawa Camara	Lisses	29 May 09	NZL	21.24	Valerie Adams	Daegu	29 Aug 11
GUM	11.52	Genie Gerardo	Agana Heights	13 Jun 19	OMA	11.55	Raghad Nabil Al-Zubaidi	Al-Qâhira	26 Apr 14
GUY	13.15	Tiffany Pilgrim	Leonora	2 Nov 16	PAK	14.57	Zeenat Parveen	Islamabad	12 Aug 05
HAI	16.80	Debbie St. Phard	Wickliffe	27 Jun 88	PAN	14.16	Theresa Findlay	Medford	11 May 96
HKG	13.59	To Yuen Kwan	Hongkong	23 May 21	PAR	14.87	Ana Camila Pirelli	Ft Lauderdale	12 Jul 19
HON	11.45	Gabrielle Figueroa	San José/CRC	26 Jun 21	PER	16.66	Alessandra Gamboa	Lima	16 Apr 16
HUN	19.87	Anita Márton	Río de Janeiro	12 Aug 16	PHI	13.92	Consuela Lacusong	Cebu City	22 Jun 75
INA	15.77	Eki Febri Ekawati	Timika	14 Oct 21	PLE	10.86	Jawaher Aaed	Gaza	19 Feb 99
IND	17.96	Manpreet Kaur	Kolkata	16 Sep 15	PLW	11.24	Chandis Cooper	Susupe	26 Jun 06
IRI	18.18	Leila Rajabi	Pune	6 Jul 13	PNG	13.50	Iammo Launa	Port Moresby	17 Sep 91
IRL†	16.99	Marita Walton	Stanford	2 Apr 83	POL	19.58	Ludwika Chewinska	Bydgoszcz	26 Jun 76
IRQ	11.60	Raida Oudeh	Baghdad	26 Oct 79	POR†	19.75	Auriol Dongmo	Huelva	3 Jun 21
ISL	17.29	Erna Sóley Gunnarsdottir	Austin	26 Mar 22	PRK	15.80	So Bok Hui	Pyongyang	11 Apr 83
ISR	17.22	Anastasia Muchkaev	Tel Aviv	28 Apr 12	PUR	16.40	Kimberly Barrett-Losada	Coral Gables	19 Mar 11
ISV	17.33	Maia Campbell	Murfreesboro	16 May 21	PYF†	13.77	Margareth Bringold	Pirae	18 Aug 95
ITA†	19.15	Chiara Rosa	Milano	24 Jun 07	QAT	11.97	Sarah Ahmed Al-Mannai	Tlemcen	8 May 16
	19.15	Chiara Rosa	Berlin	14 Jun 09	ROU	21.00	Mihaela Loghin	Formia	30 Jun 84
IVB†	15.38	Trevia Gumbs	St. George's	20 May 18	RSA	17.88	Drienkie van Wyk	Germiston	25 Jan 02
JAM	19.55	Danniel Thomas-Dodd	Lima	9 Aug 19	RUS	22.63	Natalya Lisovskaya	Moskva	7 Jun 87
JOR	17.83	Nada Mufid Kawar	Los Angeles (W)	6 May 00	RWA	10.26	Félicité Uwilingiyimana	Namur	28 Apr 07
JPN	18.22	Chinatsu Mori	Hamamatsu	18 Apr 04	SAM	16.43	Margaret Ava-Satupai	New Delhi	9 Oct 10
KAZ	19.26	Yelena Ortina	Chelyabinsk	10 Aug 86	SEN	13.10	Nafissatou Mboup	Mâcon	8 May 98
KEN	15.60	Elizabeth Olaba	Nakuru	27 Jun 87	SEY	13.94	Helda Marie	Germiston	8 Jun 02
KGZ	15.38	Svetlana Pechenyuk	Frunze	11 May 74	SGP	18.57	Zhang Guirong	Incheon	1 Sep 05
KIR	10.16	Kimaia Dan Murdoch	Bairiki	2 Sep 06	SKN	13.59	Touvia Arrindell	St. George's	25 May 96
KOR	19.36	Lee Myung-Sun	Shanghai	19 Apr 00	SLE†	12.87	Eunice Barber	Atlanta	27 Jul 96
KOS	13.33	Lirije Veselaj	Prizren	1 Jul 79	SLO	18.10	Nataša Erjavec	Nova Gorica	14 May 94
KSA	6.84	Saja Al-Ramis	Al-Kuwait	16 May 22	SMR	10.37	Barbara Rustignoli	Modena	9 May 09
KUW	11.87	Sheikha Khaled Al-Sakaan	Al-Kuwait	16 May 22	SOL	10.67	Saleima Kataina	Honiara	9 Nov 81
LAO	11.51	Soudphasone Phanvatvongsouk	Vientiane	18-20 Sep 14	SOM	8.67	Amina Ali	Mogadiscio	4 Sep 79
LAT	18.75	Skaidrīte Baikova	Riga	2 Jun 84	SRB	18.86	Danijela Čurović	Subotica	19 Jul 98
LBA	11.57	Salem Rijaj Sanah	Radès	20 Jun 21	SRI	15.25	Tharika Kumudumali Fernando	Jaffna	30 Sep 16
LBN	12.39	Leila Karhani	Beyrouth	16 May 02	SSD	8.99	Nyajok Tole	Aweil	27 Dec 21
LBR†	13.97	TeTee Kuyateh	Princeton	13 May 07	STP	13.22	Enezenaide Gomes	Almada	10 Feb 01
LCA	14.67	Tressa-Anne Charles	Coatzacoalcos	26 Jun 04	SUD	10.60	Kassima Ismail	Khartoum	9/10 Oct 04
LES	11.99	Selloane Ts'oaeli	Maputo	13 Sep 11	SUI†	18.02	Ursula Stäheli	Zug	14 Aug 88
LIE	13.53	Manuela Marxer	Götzis	27 May 95	SUR†	14.38	Helen Weidum	Mol	5 Jul 92
LTU	20.27	Danguolė Bimbaitė	Leselidze	13 May 87	SVK	16.96	Gabriela Hanuláková	Bratislava	14 Jul 85
LUX†	14.87	Stéphanie Krumlovsky	Serravalle	5 Jun 21	SWE	19.34	Fanny Roos	Kladno	15 Jun 21
MAC	12.74	Wong Kit Man	Macao	13 Mar 05	SWZ	12.40	Esther Ezeogu	Nampa	2 Apr 22

COUNTRY	MARK	NAME	VENUE	DATE	COUNTRY	MARK	NAME	VENUE	DATE
SYR	16.25	Ghada Shouaa	Irbid	12 Aug 99	Discus Throw				
TAN	12.90	Catherine Nyamko	Dar-es-Salaam	Oct 83	AFG	12.78	Asra Mohammadi	Rjukan	18 Sep 16
TGA	18.03	Ana Po'uhila	Albertville	10 Jul 08	AIA	28.55	Shara Proctor	St. John's	2 Jul 06
THA	18.24	Juthaporn Krasaeyan	Bangkok	15 Dec 98	ALB	55.58	Silvana Rukaj	Tiranë	27 Jun 91
TJK	18.52	Svetlana Tatichek	Dushanbe	31 May 87	ALG	53.54	Aïcha Dahmous	Alger	25 Jun 87
TKM	14.25	Muhabbat Rajapova	Ashkhabad	22/23 May 08	AND	28.96	Miriam Tizón	Andorra	24 May 08
TKS	12.19	Varlene Francis	Spanish Town	9 Apr 05	ANG	44.16	Filomena Silva	Luanda	18 May 80
TLS	10.01	Ana Maria	Dili	10 Mar 05	ANT	43.84	Jess St. John	El Paso	26 Mar 16
TOG	15.74	Alifatou Djibril	Adelaide	19 Feb 05	ARG	62.77	Rocío Comba	Belém	12 May 13
TPE	17.48	Lin Chia-Ying	Incheon	27 Sep 14	ARM	69.48	Faina Melnik	Edinburgh	7 Sep 73
TTO‡	19.42	Cleopatra Borel-Brown	Paris (St. Denis)	8 Jul 11	ARU	29.89	Aureen Lampe	Oranjestad	21/22 Jun 19
TUN	16.72	Amel Benkhaled	Jablonec	11 Jun 02	ASA	56.45	Alexandra Morgan	Chula Vista	11 Apr 19
TUR	18.57	Emel Dereli	Doha	6 May 16	AUS	69.64	Dani Stevens	London	13 Aug 17
TUV	10.41	Inara Sione	Funafuti	12	AUT	63.28	Ursula Weber	Schwechat	3 Jun 90
UAE	12.64	Fatima Youssef Abd. Al-Hosani	Amman	11 Jul 18	AZE	64.06	Galina Koshkareva	Tbilisi	31 May 83
UGA	14.47	Joyce Aciro	Alger	24 Jul 78	BAH	60.92	Serena Brown	Nassau	28 Jun 21
UKR	21.69	Vita Pavlysh	Budapest	20 Aug 98	BAN	42.90	M. Joytsna Afroz	Dhaka	25 Dec 93
URU	15.85	Berenice da Silva	Buenos Aires	25 Sep 88	BAR	52.00	Shernelle Nicholls	Columbia	29 Mar 08
USA	20.63	Michelle Carter	Río de Janeiro	12 Aug 16	BDI	30.82	Niyongéko	Bujumbura	10 May 91
UZB	19.40	Irina Bogomolova	Riga	4 Jun 83	BEL	61.40	Marie-Paule Geldhof	Eeklo	30 Apr 94
VAN	12.05	Madeleine Nirua	Port Vila	9 Jun 79	BEN	42.62	Sabine Zachée	Cotonou	8 May 04
VEN	18.19	Ahyará Espinoza	Río de Janeiro	15 May 16	BER	48.91	Tiara De Rosa	Philadelphia	26 Apr 18
VIE	14.75	Ka Hoa	Ho Chi Minh	16 Sep 19	BHU	31.18	Namkha Lhamo	Phuntsholing	13 Dec 01
VIN	12.94	Jacqueline Ross	Bridgetown	21 May 88	BIH	52.58	Kosa Stojković	București	17 Jul 77
YEM	8.95	Majita Ahmed Shawgi	Sana'a	16/17 May 05	BIZ	47.40	Itohan Aikhonbare	San Salvador	18 Jun 16
ZAM	12.50	Mary Ewambo	Lusaka	17 Jun 16	BLR	71.58	Ellina Zvereva	Leningrad	12 Jun 88
ZIM	15.58	Mariette van Heerden	Salisbury	20 Jan 74	BOL	38.29	Anna Laura Méndez	Cochabamba	23 Jun 19

Alternative outdoor best for federation ratifying indoor marks as outright records (i)

FRA	18.68	Laurence Manfredi	Castres	27 Jul 00
-----	-------	-------------------	---------	-----------

Superior (or identical) indoor bests not ratified by federation as outright records (‡)

AFG	6.03	Shakiba Fazeli	Mashad	3 Feb 12
AND	10.11	Lorena Álvarez	Vilafranca del Penedès	8 Jan 06
BER	14.72	Branwen Smith	Princeton	11 Mar 78
BLR	21.70	Nadezhda Ostapchuk	Mogilyov	12 Feb 10
BUR	14.56	Ivonne Coulibaly	Quebec	17 Dec 21
CGO	14.11	Christiane Diabakana	Eaubonne	8 Dec 06
CHA	13.07	Patricia Bourmanda	St Brieuc	25 Jan 92
CRO	17.89	Valentina Mužaric	Albuquerque	15 Mar 14
CZE	22.50	Helena Fibingerová	Jablonec	19 Feb 77
DMA	16.50	Vanessa Henry	New York	20 Jan 12
GBS	18.13	Jéssica Include	Braga	13 Feb 21
GEQ	12.40	María Felisa Nnegue-Okomo	San Sebastián	12 Jan 19
IRL	17.06	Marita Walton	New York	26 Feb 82
ITA	19.20	Assunta Legnante	Genova	16 Feb 02
IVB	15.42	Trevia Gumbs	Findlay	16 Feb 18
LBR	14.09	TeTee Kuyateh	Boston	3 Mar 07
LUX	14.94	Stéphanie Krumlovsky Metz	Metz	5 Feb 22
MLT	13.06	Antonella Cachia	Minsk	21 Feb 01
NED	19.72	Jessica Schilder	Apeldoorn	19 Feb 22
NOR	17.25	Katarina Sederholm	Stange	7 Feb 98
POR	20.43	Auriol Dongmo	Beograd	18 Mar 22
PYF	13.91	Loveleina Wong-Sang	Salon-de-Provence	5 Mar 22
SLE	13.05	Eunice Barber	Paris	7 Mar 97
SUI	18.75	Ursula Stäheli	Maggingen	25 Jan 87
SUR	14.58	Helen Weidum	Louvain	15 Dec 87
TTO	19.48	Cleopatra Borel	Blacksburg	14 Feb 04

Notes (*)

CHI 18.97 Natália Ducó, Fort Lauderdale, 18 May 18 – subsequently annulled for doping

GEQ Nnegue-Okomo became a Spanish citizen on 3 May 19

AFG	12.78	Asra Mohammadi	Rjukan	18 Sep 16
AIA	28.55	Shara Proctor	St. John's	2 Jul 06
ALB	55.58	Silvana Rukaj	Tiranë	27 Jun 91
ALG	53.54	Aïcha Dahmous	Alger	25 Jun 87
AND	28.96	Miriam Tizón	Andorra	24 May 08
ANG	44.16	Filomena Silva	Luanda	18 May 80
ANT	43.84	Jess St. John	El Paso	26 Mar 16
ARG	62.77	Rocío Comba	Belém	12 May 13
ARM	69.48	Faina Melnik	Edinburgh	7 Sep 73
ARU	29.89	Aureen Lampe	Oranjestad	21/22 Jun 19
ASA	56.45	Alexandra Morgan	Chula Vista	11 Apr 19
AUS	69.64	Dani Stevens	London	13 Aug 17
AUT	63.28	Ursula Weber	Schwechat	3 Jun 90
AZE	64.06	Galina Koshkareva	Tbilisi	31 May 83
BAH	60.92	Serena Brown	Nassau	28 Jun 21
BAN	42.90	M. Joytsna Afroz	Dhaka	25 Dec 93
BAR	52.00	Shernelle Nicholls	Columbia	29 Mar 08
BDI	30.82	Niyongéko	Bujumbura	10 May 91
BEL	61.40	Marie-Paule Geldhof	Eeklo	30 Apr 94
BEN	42.62	Sabine Zachée	Cotonou	8 May 04
BER	48.91	Tiara De Rosa	Philadelphia	26 Apr 18
BHU	31.18	Namkha Lhamo	Phuntsholing	13 Dec 01
BIH	52.58	Kosa Stojković	București	17 Jul 77
BIZ	47.40	Itohan Aikhonbare	San Salvador	18 Jun 16
BLR	71.58	Ellina Zvereva	Leningrad	12 Jun 88
BOL	38.29	Anna Laura Méndez	Cochabamba	23 Jun 19
BOT	34.98	Tebogo Tapologo	Gaborone	31 May 15
BRA	65.34	Andressa de Morais	Leiria	26 Jun 19
BRN	51.19	Noora Salem Jassem	Jakarta	30 Aug 18
BRU	37.14	Tea Ai Seng	Darwin	11 May 97
BUL	73.22	Tsvetanka Khristova	Kazanlak	19 Apr 87
BUR	50.12	Brigitte Traoré	Ouagadougou	24 Jul 05
CAF	39.54	Nadège Nakombo	Lille	13 Jul 97
CAM	39.78	Uch Lay	Phnom Penh	16 Aug 69
CAN*	62.72	Carmen Ionesco	Montréal	23 Aug 79
CAY	51.67	Lacee Barnes	Austin	26 Mar 22
CGO	38.83	Fanny Wigile Ossala	Brazzaville	16 Sep 15
CHA	43.50	Patricia Bourmanda	Cesson	14 Jun 92
CHI	61.10	Karen Gallardo	Castellón	2 Aug 15
CHN	71.68	Xiao Yanling	Beijing	14 Mar 92
CIV	59.61	Suzanne Kragbé Kazai	Tomblaine	27 Jun 14
CMR	50.56	Jeanne Ngo Minyemeck	Reims	5 Jun 88
COD	42.49	Linda Kalamba-Kayembé	Saran	8 May 22
COK	57.61	Tereapii Tapoki	Auckland	11 Nov 06
COL	58.50	María Isabel Urrutia	Valencia	26 Jun 92
COM	40.18	Farrah Boinali	Aulnay-sous-Bois	24 Jun 09
CPV	49.81	Sónia Borges	Almada	18 Feb 06
CRC	46.40	Haydee Grijalba	San José/CRC	6 Dec 20
CRO	71.41	Sandra Perković	Bellinzona	18 Jul 17
CUB	70.88	Hilda Ramos	La Habana	8 May 92
CYP	59.18	Lada Androniki	Potchefstroom	25 Feb 20
CZE	74.56	Zdeňka Šilhavá	Nitra	26 Aug 84
DEN	61.29	Lisa Brix Pedersen	Vagos	19 Feb 22
DJI	22.30	Ikram Ali Ahmed	Djibouti	18 Apr 08
DMA	45.85	Melissa Alfred	Les Abymes	23 Mar 13
DOM	53.20	María Matos	Philadelphia	10 May 09
ECU	53.02	Merari Herrera	Guayaquil	16 Oct 21
EGY	53.88	Hiba Mecilhi Abou Zaghari	El Maadi	18 Apr 01
ERI	24.72	Suzana Kelatt	Asmara	3-5 Mar 17
ESA	47.45	Eva María Dimas	Cd. de Guatemala	30 Nov 01
ESP	61.89	Sabina Asenjo	Bilbao	25 Jun 16
EST	65.00	Elju Kubi	Tallinn	26 Aug 87
ETH	45.93	Merhawit Tsegaye Teklu	Abidjan	18 Apr 19
FIJ	48.75	Avi Bulai	Baton Rouge	30 Apr 22
FIN	67.02	Ulla Lundholm	Helsinki	23 Aug 83
FRA	66.73	Mélina Robert-Michon	Río de Janeiro	16 Aug 16
FSM	31.59	Scalasmara Fathaangin	Middlegate	12 Dec 01

COUNTRY	MARK	NAME	VENUE	DATE	COUNTRY	MARK	NAME	VENUE	DATE
GAB	36.31	Odette Mistoul	Libreville	20 Apr 86	MYA	50.46	Aye Aye Nwe	Madras	4 Feb 94
GAM	24.95	Ilyna Tunkara	Moss	9 Aug 21	NAM	49.98	Charlene Engelbrecht	Stellenbosch	21 Apr 14
GBR	67.48	Meg Ritchie	Walnut	26 Apr 81	NCA	47.90	María L. Obando Ruíz	Managua	20 May 89
GBS	51.98	Jéssica Include	Leiria	26 Jun 19	NED*	70.22	Jorinde van Klinken	Tucson	22 May 21
GEO	64.20	Natella Labadze	Dnepropetrovsk	8 Sep 80	NEP	40.31	Amrita Mahato	Bangkok	8 Sep 15
GEQ	37.83	María Felisa Nnegue-Okomo	Gijón	23 Jun 18	NFI	32.64	Cara Buffett	Middlegate	17 Dec 94
GER	76.80	Gabriele Reinsch	Neubrandenburg	9 Jul 88	NGR	63.30	Chioma Onyekwere	Chula Vista	24 Apr 21
GHA	55.08	Claudia Ababio	Charlottesville	8 Apr 17	NIG	37.43	Leila Yahaya Mamane	Zaria	30 May 21
GIB	21.60	Nicole Barker	Gibraltar	17 Jul 92	NMI	34.98	Brenda Haddox	Tumon	22 Feb 97
GRE	67.72	Ekaterini Vóggoli	Athína	10 Jun 04	NOR	69.68	Mette Bergmann	Florø	27 May 95
GRN	49.70	Sheba George	Storrs	4 May 02	NRU	37.15	Chanana Jeremiah	(Nauru)	12 May 18
GUA	48.85	Ana Lucia Espinoza	Cd. de Guatemala	29 May 04	NZL	68.52	Beatrice Faumuina	Oslo	4 Jul 97
GUI	40.11	Mahawa Camara	Nice	3 Mar 07	OMA	31.62	Raghad Nabil Al-Zubaidi	Amman	23 Oct 13
GUM	43.31	Tahnisha Manibusan	Newberg	20 May 21	PAK	38.17	Kalsoom Shahzadi	Islamabad	20 Nov 00
GUY	37.10	Shauna Robertson	Georgetown	19 Oct 97	PAN	55.00	Aixa Middleton	Managua	27 Jun 15
HAI	56.62	Dayana Octavien	Tampa	21 Mar 08	PAR	44.70	Sadith Fretes	Asunción	13 May 90
HKG	44.20	To Yuen Kwan	Hongkong	28 May 22	PER	48.34	Elvira Yufra	Lima	3 Dec 88
HON	43.10	Alma Gutiérrez	Managua	9 Dec 17	PHI	54.71	Josephine de la Vina	Bakersfield	10 Jul 71
HUN	66.48	Márta Kripli	Budapest	11 Aug 86	PLE	31.22	Ranya Saker Soleiman	Nablus	5 Nov 98
INA	50.68	Dwi Ratnawati	Bangkok	27 Apr 08	PLW	31.71	Chandis Cooper	Koror	12 Mar 06
IND	66.59	Kamal Preet Kaur	Patiala	21 Jun 21	PNG	38.96	Sharon Toako	Port Moresby	14 Nov 20
IRI	51.49	Jaleh Kardan	Doha	24 Apr 19	POL	66.18	Renata Katewicz	Lodz	7 Aug 88
IRL	57.60	Patricia Walsh	Dublin	7 Jul 84	POR	66.40	Lilina Cá	Leiria	6 Mar 21
IRQ	40.16	Sabreen Kadhum Hussein	Manama	25 Apr 15	PRK	51.04	Pak Chun Ja	Pyongyang	27 Mar 70
ISL	54.69	Thelma Lind Kristjánsdóttir	Borgames	19 Jul 18	PUR	55.19	Brittany Borrero	Ponce	21 May 11
ISR	59.92	Sivan Jean	Tel Aviv	16 Feb 08	PYF	48.08	Sandra Pito	Tours	12 Aug 88
ISV	47.54	Maia Campbell	San Antonio	17 Apr 21	QAT	36.74	Asrar Ahmed Al-Mannai	Muscat	14 Mar 15
ITA	63.66	Agnese Maffeis	Milano	12 Jun 96	ROU	73.84	Daniela Costian	București	30 Apr 88
	63.66	Daisy Osakue	Tokyo	31 Jul 21	RSA	64.87	Elizna Naude	Stellenbosch	2 Mar 07
IVB	51.43	Tynelle Gumbs	Ada	22 Apr 17	RUS	73.28	Galina Savinkova	Donetsk	8 Sep 84
JAM	67.05	Shadae Lawrence	Tucson	22 May 21	RWA	31.62	Chantal Sezikeye	Orvieto	24 Sep 06
JOR	60.11	Nada Mufid Kawar	La Jolla	28 Mar 98	SAM	52.67	Margaret Ava-Satupai	Sydney	11 Mar 11
JPN	59.03	Nanaka Kori	Fukuoka	23 Mar 19	SEN	51.62	Ndoubé Gaye	Wiesbaden	24 Jun 00
KAZ	68.18	Tatyana Lesovaya	Alma Ata	23 Sep 82	SEY	45.84	Lindy Leveau-Agricole	Victoria/SEY	24 Jun 05
KEN	50.84	Rose Rakamba	Mombasa	4/5 May 18	SGP	49.91	Zhang Guirong	Hanoi	8 Dec 03
KGZ	62.22	Lyubov Yelizarova	Yalta	13 Feb 83	SKN	42.11	Stavia Lewis	Basseterre	18 Jun 17
KIR	36.40	Taatia Riino	Betio	18 Jul 20	SLE	44.04	Fatmata Kargbo	Freetown	24 Dec 12
KOR	57.39	Shin Yu-Jin	Goseong	8 Jul 21	SLO	60.11	Veronika Domljan	Amsterdam	6 Jul 16
KOs	40.80	Ardita Uka	Podujevë	12 Jul 04	SMR	37.08	Sara Andreani	Imola	8 Jul 18
KUW	39.24	Aisha Waleed Al-Khuder	Muscat	14 Mar 15	SOL	29.28	Susy Qila	Honiara	1 May 76
LAO	39.83	Phonesay Paosavath	Bangkok	2 Nov 12	SOM	23.29	Nadia Sallam Salah Ali	Santhia	8 May 11
LAT	65.06	Malda Lange	Valmiera	11 Sep 88	SRB	63.63	Dragana Tomašević	Göteborg	8 Aug 06
LBA	52.04	Salem Rijaj Sanah	Tunis	4 Jun 16	SRI	49.67	Emma DeSilva	Berkeley	7 Apr 18
LBN	41.30	Jeanette Ayoub	Beyrouth	86	SSD	28.25	Juan Noel Zakaria	Gulu	24/25 Aug 17
LBR	40.54	Lelica Zazaboi	USA	94	STP	34.10	Lecabela Quaresma	Seixal	2 Jul 06
LCA	44.52	Tamara Popo	Indianapolis	27 Mar 04	SUD	31.10	Iman Ahmed	Khartoum	29/30 Nov 12
LES	26.50	Maki Thokoa	Maseru	6 Apr 90	SUI	60.60	Rita Pfister	Dortmund	6 Jun 76
LIE	46.20	Jule Insinna	Schaan	28 May 22	SUR	40.52	Orlanda Lynch	Paramaribo	7 Mar 76
LTU	72.14	Galina Murašova	Praha	17 Aug 84	SVK	64.00	Gabriela Hanuláková	Nitra	26 Aug 84
LUX	45.19	Anne-Christèle Levenard	Vénissieux	4 Jul 19	SWE	64.54	Anna Söderberg	Åremark	31 Jul 99
MAC	39.05	Hong Lei Lei	Hongkong	4 Jun 05	SWZ	35.03	Esther Ezeogu	Ashland	14 May 22
MAD	44.60	Ange-Doris Ratsimbazafy	Antananarivo	17 Aug 07	SYR	50.44	Hiba Al-Omar	El Maadi	27 Apr 18
MAR	56.94	Zoubida Laâyouni	Meknès	20 Mar 94	TAN	36.59	Tatu Saaduni	Dar es Salaam	23/24 Jul 11
MAS	52.36	Queenie Ting Kung Ni	Hanoi	16 May 22	TGA	53.82	Melehifo Uhi	Christchurch	28 Jan 06
MAW	34.20	Rose Chamangwana	Mombasa	5 Sep 75	THA	61.97	Subenrat Insaeng	Kolín	19 Jul 18
MDA*	62.13	Natalia Artíc	VR de Santo António	4 Mar 12	TJK	65.38	Valentina Stepushina	Kyiv	23 Jun 76
MDV	28.30	Aishath Ainy Mohamed	Malé	18 Nov 21	TKM	44.54	Larisa Kuznetsova	Ashkhabad	17 Jul 72
MEX	56.03	Alma Pollorena	Tucson	18 May 19	TKS	26.33	Maquieta Carter	Providenciales	8 Apr 07
MGL	54.90	Nanjilma Dashzeveg	Ulan Bator	13 May 72	TOG	56.16	Alifatou Djibril	Sydney	28 Feb 04
MHL	33.32	Sidra Triplett	Abay	19 Jul 18	TPE	60.23	Li Wen-Hua	Taipei	25 May 12
MKD	41.61	Mateja Efremovska	Skopje	19 Jun 16	TTO	58.58	Annie Alexander	Bloomington	28 May 11
MLI	47.67	Oumou Traoré	Alger	11 Jul 00	TUN	61.74	Monia Kari	Tunis	1 May 96
MLT	42.86	Antonella Chouhal	Marsa	1 Jul 09	TUR	64.25	Oksana Mert	Krasnodar	30 May 99
MNE	58.30	Kristina Rakočević	Split	16 Apr 16	TUV	26.71	Moliga Sioni	Funafuti	30 Jun 12
MNT	26.95	Ericca Fredericks	Road Town	Mar 99	UAE	45.20	Fatima Youssef Abd. Al-Hosani	Amman	17 Mar 18
MON	31.36	Suzie Ingold	Nice	11 Mar 62	UGA	46.02	Josephine Lalam	Kampala	22 May 21
MOZ	47.78	Ludovina Oliveira	Maputo	19 May 84	UKR	70.80	Larisa Mikhalchenko	Kharkov	18 Jun 88
MRI	51.54	Caroline Fournier	Montreuil-sous-Bois	26 Jun 96	URU	48.68	Sofía Bausero	Montevideo	21 Sep 19
MTN	42.30	Binta Diagana	Nice	1 Dec 07	USA	71.46	Valerie Allman	La Jolla	8 Apr 22

COUNTRY	MARK	NAME	VENUE	DATE	COUNTRY	MARK	NAME	VENUE	DATE
UZB	59.46	Valentina Mezentseva	Tashkent	26 May 80	ESP	70.66	Laura Redondo	La Nucía	13 Jun 21
VAN	38.56	Maryline Adam	Apia	9 Sep 83	EST	71.50	Kati Ojaloo	Pori	29 Aug 20
VEN	55.57	María Cubillán	La Habana	3 Jul 09	FIJ	61.41	Avi Bulai	Oxford, MS	12 May 22
VIE	48.40	Nguyen Thi Hong Thuong	Hanoi	24 Nov 16	FIN	74.40	Krista Tervo	Leiria	19 Mar 22
VIN	39.18	Jenita Lewis	Bridgetown	3 Jun 90	FRA	75.38	Alexandra Tavernier	Salon-de-Provence	21 Feb 21
YEM	19.35	Maha M. Abdou	Mogadiscio	5 Sep 79	GAB	36.76	Armelle Otola	St. Julien	24 Sep 18
ZAM	36.30	Mary Kangwa	Kitwe	17 May 92	GBR	74.54	Sophie Hitchon	Río de Janeiro	15 Aug 16
ZIM	55.70	Mariette van Heerden	Harare	25 Mar 84	GBS	27.32	Claúdia Pereira	Lisboa	17 May 14

Notes (*)

CAN 64.78 Carmen Ionesco Montréal 26 May 76 – as a Romanian
 MDA 64.40 Alexandra Emelianov Kyiv 26 Jun 21 – questionable
 NED 71.22 Ria Stalman Walnut 15 Jul 84 – no longer ratified by federation due to her admission of doping

Hammer Throw

AFG	13.10	Yalda Amini	Helsinki	15 May 17	GUM	48.52	Tahnisha Manibusan	Newberg	19 May 22
ALB	59.26	Emiljana Çiko	Tiranë	18 Apr 02	HAI	52.77	Ann Dagrín	Philadelphia	28 Apr 16
ALG	64.49	Zouina Bouzebra	Asaba	2 Aug 18	HKG	52.59	Lam Sau Kwan	Taoyuan	19 May 16
AND	42.65	Elena Villalón	Toulouse	8 Jul 06	HON*	62.24	Gabrielle Figueroa	Ashland	30 Apr 22
ANG	52.55	Mafuta Maketa	Leiria	7 Aug 11	HUN	73.44	Éva Orbán	Halle	25 May 13
ANT	59.49	Althea Charles	Guadalajara	24 Oct 11	INA	54.12	Rosa Herlinda Inggriana	Vientiane	15 Dec 09
ARG	73.74	Jennifer Dahlgren	Buenos Aires	10 Apr 10	IND	65.25	Sarita Prakash Singh	Patiala	1 Jun 17
ARM	50.36	Zhanna Shahnazaryan	Artashat	19 May 17	IRI	57.33	Zahra Arab Rostami	Tehran	3 Oct 20
ARU	48.09	Shawney Coenraad	Greenfield	6 May 22	IRL	73.21	Eileen O'Keeffe	Dublin	21 Jul 07
ASA	69.24	Lisa Misipeka	Burnaby	8 Jun 03	IRQ	46.62	Marwa Qais Marhoun	Al-Qâhira	7 Apr 19
AUS	71.12	Bronwyn Eagles	Adelaide	6 Feb 03	ISL	64.39	Elisabet Rut Rúnarsdóttir	Reykjavík	2 Apr 21
AUT	61.37	Tatjana Meklau	Innsbruck	27 Jul 19	ISR	61.78	Margarita Belov	Tel Aviv	15 Apr 17
AZE	75.29	Hanna Skydan	Baku	16 May 17	ISV	54.69	Maia Campbell	College Station	10 Apr 21
BAH	60.90	Tahj'nee Thurston	Fresno	31 Mar 22	ITA	74.38	Sara Fantini	Lucca	28 May 22
BAR	58.21	Shernelle Nicholls	Lawrence	19 Apr 07	IVB	60.97	Tynelle Gumbs	Gold Coast	10 Apr 18
BEL	69.91	Vanessa Sterckendries	Leverkusen	23 Aug 20	JAM	71.48	Daina Levy	Lawrence	25 Jun 16
BEN	43.45	Carole Azové	Palermo	18 Sep 21	JOR	44.66	Nada Mufid Kawar	Los Angeles (W)	16 Mar 96
BER	39.09	Tiara De Rosa	Prairie View	6 May 21	JPN	67.77	Yuko Murofushi	Fujiyoshida	1 Aug 04
BIH	64.95	Stefani Vukajlović	Durham	19 Apr 19	KAZ	62.50	Diana Nusupbekova	Almaty	25 May 16
BLR*	77.32	Oksana Menkova	Minsk	29 Jun 08	KEN	60.80	Linda Oseso	Austin	26 May 12
BOL	50.21	Natália Valda	Sucre	27 Jul 02	KGZ	64.44	Alla Fyodorova	Adler	24 Feb 91
BOT	25.94	Andina Tapaphiwa	Gaborone	14 May 11	KIR	30.10	Taatia Riino	Mont-Dore	3 Sep 11
BRA	68.35	Mariana G. Marcelino	Bragança Paulista	23 Jun 21	KOR	63.80	Kang Na-Ru	Daegu	16 May 12
BRN	35.50	Fatima Ibrahim Namshan	Al-Qâhira	18 Sep 02	KOS	24.64	Nushe Shehu	Olten	3 Jul 18
BRU	28.10	Michelle Charlene Basir	B. S. Begawan	2 Dec 09	KUW	39.09	Batool Nasir Bakir Al-Din	Muscat	15 Mar 15
BUL	65.35	Anelia Yordanova	Sofia	10 Jun 00	LAO	40.24	Math Thinmanao	New Clark City	8 Dec 19
BUR	68.59	Laëtitia Bambara	Sotteville	18 Jul 16	LAT	73.56	Laura Igaune	Mount Olive	11 May 19
CAF	21.51	Chancela Moundo	Avignon	6 May 07	LBA	50.92	Salem Rijaj Sanah	Tlemcen	7 May 16
CAM	21.40	Sovannara Phon	Hanoi	14 May 22	LBN	42.07	Samantha-Ann Haddad	Ann Arbor	7 May 21
CAN	76.46	Camryn Rogers	Fayetteville	26 May 22	LBR	54.47	TeTee Kuyateh	New Haven	29 Apr 07
CAY	39.88	Kristie Hurlston	Cullowhee	15 Apr 10	LCA	48.90	Kayla-Rae Gordon	Ft Lauderdale	1 Jun 19
CGO	66.43	Jennifer Batu Bawsitika	Asaba	2 Aug 18	LTU	66.09	Agnė Lukoševičiūtė	Walnut	9 May 21
CHA	23.22	Amina Mahamat	Mont-de-Marsan	16 May 04	LUX	52.64	Isabeau Pleimling	Longeville-Metz	8 May 21
CHI	69.70	Mariana García	Temuco	20 May 21	MAD	53.18	Ange-Doris Ratsimbazafy	Abuja	14 Oct 03
CHN	77.68	Wang Zheng	Chengdu	29 Mar 14	MAR	68.28	Soukaïna Zakkour	Asaba	2 Aug 18
CIV	52.85	Andrea Vahoua	Winston-Salem	18 Mar 16	MAS	62.48	Grace Wong Xiu Mei	Kuala Lumpur	10 Apr 21
CMR	67.42	Georgina Toth	Flagstaff	18 Jul 08	MAW	17.43	Ambwene Simukonda	London (WS)	15 Jun 19
COD	31.62	Bintou Kitoko	Montreuil-sous-Bois	21 Jun 94	MDA	74.70	Zalina Petrivskaya	Chişinău	22 Jun 19
COK	46.70	Siniva Marsters	Nikao	22 May 01	MEX	66.52	Sharon Ayala	Logan	16 May 09
COL	69.80	Johana Moreno	Santa Fe	29 Mar 09	MGL	45.90	Purev Maamuu	Ulaanbaatar	21 Jul 06
COM	48.82	Farrah Boinali	Bondy	1 Jun 06	MKD	45.91	Vesna Cadikovska	Columbus	6 May 01
CPV	41.48	Antónia Borges	Beja	10 Jun 04	MLI	53.21	Emilie Dia	Versailles	8 May 22
CRC	51.39	Daniela Cortés	San José/CRC	29 Aug 21	MLT	52.50	Mireya Cassar	Marsa	9 Apr 22
CRO	75.08	Ivana Brkljačić	Warszawa	17 Jun 07	MNE	48.67	Ana Bošković	Danilovgrad	27 Jul 19
CUB	76.62	Yipsi Moreno	Zagreb	9 Sep 08	MON	13.73	Vanessa Gaziello	Nice	8 May 05
CYP	69.29	Paraskevi Theodorou	Tripoli	17 May 09	MOZ	35.77	Joana Vasco	Maputo	4 Jul 01
CZE	72.47	Katerina Šafránková	Kolín	12 Jun 16	MRI	62.06	Caroline Fournier	Montgeron	29 Jun 96
DEN	71.09	Katrine Koch Jacobsen	Nairobi	18 Sep 21	MTN	38.18	Binta Diagana	Nice	30 Jun 10
DOM	61.77	María García	West Point	30 Apr 04	MYA	46.85	M Soe Zar	Bangkok	14 Jun 17
ECU	67.32	Valeria Chilinguina	Vila Nova de Cerveira	4 May 19	NAM	38.57	Karlién Botha	Windhoek	20/21 Apr 18
EGY	68.48	Marwa Ahmed Hussein	Al-Qâhira	18 Feb 05	NCA	44.63	Marisol Zeledón	Managua	12 Dec 17
ESA	62.43	Nancy M. Guillén	San Salvador	9 Jun 01	NED	65.79	Debby v. d. Schilt	Halle	22 May 04
					NFI	44.20	Brianna Stephens	Middlegate	8 Dec 13

COUNTRY	MARK	NAME	VENUE	DATE	COUNTRY	MARK	NAME	VENUE	DATE
NGR	75.49	Annette Echikunwoke	Tucson	22 May 21	AND	25.80	Montserrat Pujol	Andorra	21 May 06
NMI	27.57	Jenequa Benavente	Susupe	27 Jun 08	ANG	43.77	Indira Manuel	Elvas	14 Jun 03
NOR	71.43	Beatrice Nedberge Llano	Tempe	22 Mar 19	ANT	41.11	Amanda Edwards	Providenciales	9 Apr 07
NRU	19.56	Jerusha Mau	Gold Coast	6 Aug 09	ARG	56.18	Romina Maggi	Rosário	14 Apr 04
NZL	74.61	Lauren Bruce	Tucson	20 May 21	ARM	49.12	Kristine Harutyunyan	Adler	21 Apr 12
OMA	49.36	Hanna Saeed Al-Touqi	Al-Kuwait	18 May 22	ARU	37.25	Julianne Dorothal	Youngstown	4 May 19
PAK	45.03	Razia Sultana	Islamabad	11 Aug 05	ASA	36.87	Claire Morgan	Azusa	16 Apr 10
PAN	60.04	Theresa Findlay	Eugene	1 Jun 96	AUS	68.92	Kathryn Mitchell	Gold Coast	11 Apr 18
PAR	60.81	Paola Miranda	Lawrence	27 May 16	AUT	64.68	Victoria Hudson	Eisenstadt	26 Apr 21
PER	64.66	Ximena Zorrilla	Lima	13 Nov 21	AZE	46.20	Ragneta Zulfugarova	Baku	4 May 17
PHI	56.30	Shiloh Corrales-Nelson	Davis	14 May 22	BAH	63.73	Laverne Eve	Nashville	22 Apr 00
PLW	28.92	Corrine Hideos	Koror	21 Jun 07	BAN	42.60	Hajera Akhtar	Mirpur	16/17 Apr 04
PNG	47.99	Jacklyn Travertz	Apia	16 Jul 19	BAR	47.00	Deandra Dottin	Basseterre	24 Mar 08
POL	82.98	Anita Włodarczyk	Warszawa	28 Aug 16	BDI	29.80	Goreth Barampama	Ngozi	5-7 Sep 14
POR	69.55	Vânia Silva	VR de Santo António	29 May 11	BEL	59.32	Nafissatou Thiam	Götztis	28 May 17
PRK	52.68	Choe Kum Ju	Pyongyang	24-29 Apr 15	BEN	56.75	Pascaline Adanhougbe	Rovereto	8 Sep 20
PUR	66.57	Amarilys Alméstica	Ottawa	1 Jul 06	BER	40.39	Shianne Smith	Colomiers	18 Oct 14
PYF	37.26	Kovieva-Malekal Tuughahala	Punaauia	30 Apr 22	BHU	38.92	Chechay	Phuntsholing	13 Dec 01
QAT	50.79	Rania Raed Al-Naji	Gifu	7 Jun 18	BIH	55.69	Vanja Spaić	Long Beach	15 Apr 22
ROU	76.07	Mihaela Melinte	Rüdlingen	29 Aug 99	BIZ	39.20	Katy Sealy	Managua	10 Dec 17
RSA	65.40	Phethisang Makhete	Tucson	30 Apr 22	BLR	67.47	Tatsiana Khaladovich	Oslo	7 Jun 18
RUS*	78.51	Tatyana Lysenko	Cheboksary	5 Jul 12	BOL	42.13	Natália Chávez	Cochabamba	4 May 13
RWA	39.58	Félicité Uwilingiyimana	Nivelles	26 Apr 06	BOT	44.61	Kenaope Lefitile	Gaborone	2 Jun 13
SAM	53.69	Kasandra Vegas	Portland	12 Jul 16	BRA	62.89	Jucilene Sales de Lima	São Paulo	11 Oct 14
SEN	69.70	Amy Sène	Forbach	25 May 14	BRN	36.72	Kemi Francis	Doha	22 May 13
SEY	44.55	Helda Marie	Victoria/SEY	3 Mar 07	BRU	30.50	Alinawati Ali Akbar	Kuala Lumpur	22/23 Jun 19
SGP	38.57	Valerie Loong	Singapore	21 Jan 18	BUL	63.32	Khristina Georgieva	Athína	28 Jun 00
SLO	71.25	Barbara Špiler	Cakovec	5 May 12	BUR	46.79	Estelle Kagambéga	Ouagadougou	20 May 01
SMR	36.72	Cristina Zafferani	Comacchio	29 May 04	CAF	36.96	Nadège Nakombo	Montbéliard	14 May 00
SRB	66.41	Sara Savatovic	Ames	15 May 15	CAM	27.34	Pech Chomnor	Pnomh Penh	25-30 Oct 16
SRI	48.76	Shanika M. Amarasinghe	Matara	24 Sep 17	CAN	64.83	Liz Gleadle	Kawasaki	10 May 15
STP	33.40	Nádia Delgado	Sobreda	3 Apr 22	CAY	43.43	Daneliz Thomas	Gulf Shores	23 May 19
SUI	67.42	Nicole Zihlmann	Luzern	9 Jul 18	CGO	46.95	Stella Vieira	Brazzaville	15 Sep 15
SVK	76.90	Martina Hrašnová	Trnava	16 May 09	CHA	22.10	Fatimé Djimtoloum	N'Djamena	9-15 Apr 07
SWE	71.52	Ida Storm	Fränkisch-Crumbach	4 Jun 17	CHI	54.94	María Paz Ríos	Santiago/CHI	18 Feb 18
SYR	50.24	Fatima Jeratli	Hainfeld	27 Jul 21	CHN	67.98	Lu Huihui	Shenyang	2 Aug 19
TGA	53.53	Ana Po'uhila	Aix-les-Bains	2 Jul 09	CIV	49.83	Gabriella Kouassi	Albi	29 Jul 11
THA	62.49	Mingkamol Kumphol	Kolín	19 Jul 18	CMR	49.10	Monique Djikada	Yaoundé	1 Jul 00
TJK	63.43	Galina Mityayeva	Dushanbe	20 Jun 09	COD	39.44	Céline Tshinkuku Kapanda	Kinshasa	4-6 Aug 15
TKM	56.70	Ayna Mamedova	Ashkhabad	21 May 11	COK	45.85	Tereapii Tapoki	Apia	14 Dec 06
TOG	62.75	Florence Ezech	Reims	8 Jul 08	COL	63.84	Flor Ruíz	Calí	25 Jun 16
TPE	64.34	Yu Ya-Chien	Hiroshima	29 Apr 22	COM	30.12	"NN"	Mutsamudu	17 Apr 16
TTO	71.45	Candice Scott	Marietta	15 May 05	CPV	39.90	Ionilde Mendes	Seixal	27 May 07
TUN	65.93	Sarah Bensaâd	Bobigny	27 Apr 14	CRC	45.89	Génova Arias	San José/CRC	12 Mar 13
TUR	74.17	Tuğçe Şahutoğlu	Izmir	19 May 12	CRO	68.43	Sara Kolak	Lausanne	6 Jul 17
UAE	43.70	Widad Ibrahim Rubare	Doha	11 Mar 17	CUB	71.70	Osleidis Menéndez	Helsinki	14 Aug 05
UKR	74.52	Irina Syekachova	Kyiv	2 Jul 08	CYP	57.20	Alexandra Tsiou	Pátra	17 May 06
URU	61.52	Stefanía Zoryez	Montevideo	2 Apr 06	CZE	72.28	Barbora Špotáková	Stuttgart	13 Sep 08
USA	80.31	Deanna Price	Eugene	26 Jun 21	DEN	64.83	Christina Scherwin	Stuttgart	9 Sep 06
UZB	67.05	Zarina Nosirzhonova	Tashkent	29 Jun 21	DJI	31.86	Ikram Ali Ahmed	Djibouti	18 Apr 08
VAN	19.31	Elis Malep	Port Vila	12 Dec 17	DMA	46.72	Shanee Angol	Fayetteville	24 Mar 18
VEN	73.64	Rosa Rodríguez	Barquisimeto	16 May 13	DOM	54.29	Freisa Iris Núñez	Mayagüez	17 Jul 11
VIE	51.27	Pham Thi Thanh Truc	Ho Chi Minh	26 Oct 17	ECU	60.91	Yuleisy Ángulo	La Nucía	20 May 22
VIN	48.42	Nikelene McLean	Towson	6 Apr 19	EGY	58.60	Hana'a Ramadhan Omar	Al-Qâhira	25 Jun 10
ZIM	25.14	Tadiwa Kandeya	Luanda	14 Dec 16	ERI	26.00	Azmera Kahsay	Asmara	28 Apr 11

Notes (*)

BLR 78.69 Oksana Menkova *BLR* Minsk 18 Jul 12 – subsequently disqualified for doping

HON Gabrielle Figueroa opted for Honduras from 2020

RUS 78.80 Tatyana Lysenko *RUS* Moskva 16 Aug 13 – subsequently disqualified for doping

Javelin Throw

AIA	28.10	Melissa Mussington	The Valley	21 Feb 09
ALB	48.85	Gerta Batusha	Bar	1 May 08
ALG	47.92	Faïza Kadri	Alger	20 Jul 05

AND	25.80	Montserrat Pujol	Andorra	21 May 06
ANG	43.77	Indira Manuel	Elvas	14 Jun 03
ANT	41.11	Amanda Edwards	Providenciales	9 Apr 07
ARG	56.18	Romina Maggi	Rosário	14 Apr 04
ARM	49.12	Kristine Harutyunyan	Adler	21 Apr 12
ARU	37.25	Julianne Dorothal	Youngstown	4 May 19
ASA	36.87	Claire Morgan	Azusa	16 Apr 10
AUS	68.92	Kathryn Mitchell	Gold Coast	11 Apr 18
AUT	64.68	Victoria Hudson	Eisenstadt	26 Apr 21
AZE	46.20	Ragneta Zulfugarova	Baku	4 May 17
BAH	63.73	Laverne Eve	Nashville	22 Apr 00
BAN	42.60	Hajera Akhtar	Mirpur	16/17 Apr 04
BAR	47.00	Deandra Dottin	Basseterre	24 Mar 08
BDI	29.80	Goreth Barampama	Ngozi	5-7 Sep 14
BEL	59.32	Nafissatou Thiam	Götztis	28 May 17
BEN	56.75	Pascaline Adanhougbe	Rovereto	8 Sep 20
BER	40.39	Shianne Smith	Colomiers	18 Oct 14
BHU	38.92	Chechay	Phuntsholing	13 Dec 01
BIH	55.69	Vanja Spaić	Long Beach	15 Apr 22
BIZ	39.20	Katy Sealy	Managua	10 Dec 17
BLR	67.47	Tatsiana Khaladovich	Oslo	7 Jun 18
BOL	42.13	Natália Chávez	Cochabamba	4 May 13
BOT	44.61	Kenaope Lefitile	Gaborone	2 Jun 13
BRA	62.89	Jucilene Sales de Lima	São Paulo	11 Oct 14
BRN	36.72	Kemi Francis	Doha	22 May 13
BRU	30.50	Alinawati Ali Akbar	Kuala Lumpur	22/23 Jun 19
BUL	63.32	Khristina Georgieva	Athína	28 Jun 00
BUR	46.79	Estelle Kagambéga	Ouagadougou	20 May 01
CAF	36.96	Nadège Nakombo	Montbéliard	14 May 00
CAM	27.34	Pech Chomnor	Pnomh Penh	25-30 Oct 16
CAN	64.83	Liz Gleadle	Kawasaki	10 May 15
CAY	43.43	Daneliz Thomas	Gulf Shores	23 May 19
CGO	46.95	Stella Vieira	Brazzaville	15 Sep 15
CHA	22.10	Fatimé Djimtoloum	N'Djamena	9-15 Apr 07
CHI	54.94	María Paz Ríos	Santiago/CHI	18 Feb 18
CHN	67.98	Lu Huihui	Shenyang	2 Aug 19
CIV	49.83	Gabriella Kouassi	Albi	29 Jul 11
CMR	49.10	Monique Djikada	Yaoundé	1 Jul 00
COD	39.44	Céline Tshinkuku Kapanda	Kinshasa	4-6 Aug 15
COK	45.85	Tereapii Tapoki	Apia	14 Dec 06
COL	63.84	Flor Ruíz	Calí	25 Jun 16
COM	30.12	"NN"	Mutsamudu	17 Apr 16
CPV	39.90	Ionilde Mendes	Seixal	27 May 07
CRC	45.89	Génova Arias	San José/CRC	12 Mar 13
CRO	68.43	Sara Kolak	Lausanne	6 Jul 17
CUB	71.70	Osleidis Menéndez	Helsinki	14 Aug 05
CYP	57.20	Alexandra Tsiou	Pátra	17 May 06
CZE	72.28	Barbora Špotáková	Stuttgart	13 Sep 08
DEN	64.83	Christina Scherwin	Stuttgart	9 Sep 06
DJI	31.86	Ikram Ali Ahmed	Djibouti	18 Apr 08
DMA	46.72	Shanee Angol	Fayetteville	24 Mar 18
DOM	54.29	Freisa Iris Núñez	Mayagüez	17 Jul 11
ECU	60.91	Yuleisy Ángulo	La Nucía	20 May 22
EGY	58.60	Hana'a Ramadhan Omar	Al-Qâhira	25 Jun 10
ERI	26.00	Azmera Kahsay	Asmara	28 Apr 11
ESA	44.05	Karen Villafuerte	Cd. de Guatemala	1 Dec 01
ESP	64.07	Mercedes Chilla	Valencia	12 Jun 10
EST	63.65	Liina Laasma	Rabat	22 May 16
ETH	51.46	Dingete Adela	Asella	7 Mar 22
FIJ	49.28	Sisilia Lau	Suva	10 Jul 03
FIN	64.90	Paula Huhtaniemi	Helsinki	10 Aug 03
FRA	63.54	Mathilde Andraud	Halle	21 May 16
FSM	37.46	Scalasmara Fathaangin	Abay	26 Jul 01
GAB	39.39	Rose de Mars Mboulet	Aix-les-Bains	3 Oct 10
GAM	26.99	Alimatou Badjie	Banjul	27-29 Jun 19
GBR	66.17	Goldie Sayers	London	14 Jul 12
GBS	42.61	Josefina Da Silva	Barcelona	28 Apr 18
GEO	51.91	Maka Obolashvili	Banská Bystrica	8 Jul 00
GEQ	33.04	Bibiana-Martina Olanan	Beyrouth	4 Oct 09

COUNTRY	MARK	NAME	VENUE	DATE	COUNTRY	MARK	NAME	VENUE	DATE
GER	70.20	Christina Obergföll	München	23 Jun 07	NOR	69.48	Trine Solberg-Hattestad	Oslo	28 Jul 00
GHA	56.36	Margaret Simpson	Helsinki	7 Aug 05	NRU	23.96	Rosa-Mystique Jone	Bairiki	16 Jun 07
GRE	67.51	Miréla Tzelili	Sydney	30 Sep 00	NZL	62.40	Tori Peeters	Hastings	5 Mar 22
GRN	54.82	Candesha Scott	Allendale	28 May 22	OMA	37.96	Ghania Al-Nasser	Muscat	13 Mar 15
GUA	44.27	Sofía Alonso	Monterrey	2 Jun 18	PAK	44.78	Parveen Akhtar	Karachi	6 Jul 10
GUI	28.44	Mahawa Camara	Bondy	17 Jun 07	PAN	46.46	Rocio Navarro	Cd. de Panamá	18 Apr 10
GUM	30.74	Lianna Urbina	Yona	24 May 13	PAR	57.77	Leryn Franco	Barquisimeto	8 Jun 12
GUY	45.37	Anisha Gibbons	Leonora	3 Apr 22	PER	49.24	Jimena Gómez	Lima	28 May 17
HAI	37.14	Vanessa Jules	Clarksville	18 Apr 15	PHI	53.75	Gerilyn Amandoron	Manila	18 May 01
HKG	49.37	Ng Ki Sum	Hongkong	26 Jun 16	PLE	47.23	Sofia Sakorafa	Khaniá	28 Jun 04
HON	42.95	Esther Padilla	San Pedro Sula	15 May 22	PLW	40.89	Maleah Umerang Tengedik	Koror	27 Jul 05
HUN	64.62	Nikolett Szabó	Pátra	22 Jul 01	PNG	49.18	Sharon Toako	Kingsville	25 May 19
INA	51.26	Atinna Nurkamilla Intan	Timika	11 Oct 21	POL	71.40	Maria Andrejczyk	Split	9 May 21
IND	63.82	Annu Rani	Jamshedpur	8 May 22	POR	59.76	Sílvia Cruz	Leiria	21 Jun 08
IRI	51.15	Sahar Ziaei	Tehran	22 May 18	PRK	49.80	Kim Un Suk	Pyongyang	22 Apr 13
IRL	54.92	Anita Fitzgibbon	Dublin	27 Jul 13	PUR	60.37	Coralys Ortíz	Gurabo	27 Feb 16
IRQ	39.50	Intisar Noree		13	PYF	46.26	Mahine Gwoelani Patu	Townsville	26 Jun 19
ISL	63.43	Ásdís Hjálmsdóttir	Joensuu	12 Jul 17	QAT	38.81	Sarah Ahmed Al-Mannai	Manama	15 Apr 16
ISR	64.56	Maragryta Dorozhon	Oslo	11 Jun 15	ROU	65.08	Ana Mirela Țermure	București	10 Jun 01
ISV	29.00	Shanice Cazaubon	St Croix	22 May 15	RSA	69.35	Sunette Viljoen	New York	9 Jun 12
ITA	65.30	Claudia Coslovich	Ljubljana	10 Jun 00	RUS*	70.53	Mariya Abakumova	Berlin	1 Sep 13
IVB	46.35	Akira Phillip	Hobbs	18 May 19	RWA	33.94	Dativa Mukandinda	Nogent-sur-Oise	5 May 02
JAM	61.10	Olivia McKoy	Nassau	10 Jul 05	SAM	54.78	Serafina Akeli	Wellington	14 Mar 04
JOR	38.28	Fatin Bakhit	Baghdad	23 Nov 00	SEN	51.05	Florence Corrêa	Limburgerhof	24 May 10
JPN	66.00	Haruka Kitaguchi	Kitakyushu	27 Oct 19	SEY	57.86	Lindy Leveau-Agricole	Victoria/SEY	25 Jun 05
KAZ	52.76	Varvara Nazarova	Ho Chi Minh	4 Jun 16	SGP	51.66	Zhang Guirong	Hanoi	11 Dec 03
KEN	53.58	Cecilia Kiplangat	Kisumu	3 Mar 07	SKN	39.40	Tesril Nisbett	Basseterre	3 Jun 12
KGZ	57.28	Tatyana Sudarikova	Bishkek	1 Jul 00	SLE	40.02	Fatmata Kargbo	Freetown	26 Dec 12
KIR	31.75	Kaitinano Mwemweata	Apia	6 Sep 07	SLO	67.16	Martina Ratej	Doha	14 May 10
KOR	60.92	Chang Jung-Yeon	Jechun	22 Apr 04	SMR	34.41	Eleonora Rossi	Firenze	3 Jun 06
KOS	38.30	Ardita Uka	Mitrovicë	03	SOL	29.35	Mitchellian Liliou	Honiara	19-26 Jun 04
KSA	11.55	Sara Abdulrahman Ahmed	Al-Kuwait	27 Oct 19	SRB	64.21	Tatjana Jelaca	Zürich	14 Aug 14
KUW	35.01	Salsabeel Khaled Al-Sayyar	Al-Kuwait	27 Oct 19	SRI	60.64	B. L. Nadeeka Lakmali	Colombo	17 Jul 13
LAO	45.35	Math Thinmanao	Bangkok	8 Sep 15	SSD	28.41	Chajen Dang Yien	Asaba	4 Aug 18
LAT	66.18	Madara Palameika	Bruxelles	9 Sep 16	STP	43.12	Jucelina Mendes	Folha Féde	3/4 Aug 13
LBA	37.21	Ebtehal Fethi Khalifa Aboud	Niamey	9 Feb 09	SUD	39.02	Munika Kosia	Khartoum	10 Oct 04
LBN	39.31	Jeanette Said	Dubai	12 Dec 12	SUI	58.31	Géraldine Ruckstuhl	Götzis	28 May 17
LBR	42.27	Lelica Zazaboi	Québec	2 Jul 05	SUR	42.97	Charissa Doeglas	Georgetown	2 Aug 14
LCA	57.22	Erma-Gene Evans	El Paso	29 Mar 08	SVK	53.07	Eva Krajčoviechová	Pula	5 Jun 99
LES	38.97	Selloane Ts'oaeli	Bambous	17 Apr 11	SWE	61.96	Sofi Flinck	Moskva	16 Aug 13
LIE	48.10	Johanna Heeb	Halle	25 May 03	SWZ	35.29	G. Mbali	Cape Town (B)	5/6 May 00
LTU	63.98	Liveta Jasiūnaitė	Ogre	15 Jun 19	SYR	54.82	Ghada Shouaa	Sevilla	22 Aug 99
LUX	57.46	Noémie Pleimling	Dudelange	6 Sep 20	TAN	43.98	Mwanaamina Mkwayu	Dar es Salaam	27 May 22
MAC	44.08	Liu Dan	Hongkong	19 Jan 19	TGA	45.25	Ana Po'u'hila	Mont-Dore	3 May 08
MAD	47.40	Marie Anita Tidahy	Antananarivo	31 Jul 99	THA	61.40	Buoban Phamang	Bangkok	14 Aug 07
MAR	46.06	Rizlaine Amdaâ	Maisons-Lafitte	16 Feb 13	TJK	37.25	Mavlyuda Aslamova	Dushanbe	19/20 May 15
MAS	49.34	Siti Nur Nadiyah Osman	Bangkok	8 May 14	TKM	50.75	Jennet Mukhamova	Ashkhabad	3 Jun 20
MAW	31.14	Ayiche Mtambalika	Lilongwe	14 Nov 20	TKS	24.77	Varlene Francis	Nassau	1 Apr 02
MDA	54.37	Mihaela Tacu	Tbilisi	21 Jun 14	TLS	22.00	Sílvia Manuel da Cruz	Dili	20-22 Jan 22
MDV	34.56	Aminath Shiura	Malé	18-20 Dec 08	TOG	43.68	Princesse Tchangaï	Ouagadougou	20 May 01
MEX	59.26	Abigail Gómez	Morelia	14 Jun 15	TPE	57.15	Li Hui-Chun	Kaohsiung	18 Feb 19
MGL	19.18	Byama Khoasbaatar	Columbia MD	29 Apr 11	TTO	54.10	Geraldine George	Austin	8 Apr 00
MKD	45.04	Vesna Cadikovska	Mount Pleasant	21 May 99	TUN	60.87	Aïda Sellam	Tunis	23 Jun 04
MLI	49.85	Kénifing Traoré	Abidjan	26 Jul 17	TUR	67.21	Eda Tugsuz	Baku	18 May 17
MLT	45.16	Joanne Vella	Marsa	18 Mar 17	TUV	31.66	Inara Sioni	Funafuti	23 Jun 12
MNE	54.77	Marija Bogovac	Atlanta	18 Mar 16	UAE	31.67	Saeeda Khamis Al-Nasawi	Manama	9 Mar 13
MON	28.84	Carine Cresto	Nice	7 May 00	UGA	55.59	Josephine Lalam	Kampala	22 Jun 19
MOZ	46.54	Salomé Mugabe	Maputo	16 Jun 12	UKR	67.29	Hanna Hatsko-Fedusova	Kirovohrad	26 Jul 14
MRI	54.57	Bernadette Ravina	Réduit	30 Jun 02	URU	55.81	Manuela Rotundo	La Nucia	20 May 22
MTN	27.01	Binta Diagana	Nice	2 Jun 10	USA	67.40	Maggie Malone	East Stroudsburg	17 Jul 21
MYA	44.89	Soe Soe Htwe	Nay Pyi Taw	21 Jan 15	UZB	61.17	Anastasiya Svechnikova	Tashkent	24 Apr 12
NAM	49.41	Daria Smith	Windhoek	1 Jun 02	VAN	36.36	Rachelle Revevouro	Port Vila	7 Sep 01
NCA	55.28	Dalila Rugama	Caracas	10 May 07	VEN	59.33	Yusbelis Parra	La Habana	22 Jun 12
NED	60.92	Lisanne Schol	Leiden	8 Jun 19	VIE	56.37	Lo Thi Hoang	Hanoi	18 May 22
NEP	45.27	Laxmi Tharu	Kathmandu	7 Dec 19	VIN	32.72	Shaquille Branker	Douglas	9 Sep 11
NFI	35.92	Zinta Flitten	Middlegate	9 Dec 00	YEM	25.39	Hana Srouri	Amman	27 Oct 07
NGR	58.15	Kelechi Nwanaga	Ozoro	18 Jul 17	ZAM	50.55	Miriam Mukulama	Alger	20 Jul 07
NIG	35.07	Rakia Issaka	Ouagadougou	18 Jun 11	ZIM	42.70	Wayne Nkomo	Luanda	14 Dec 16
NMI	35.31	Liamwar Rangamar	Cairns	27 Jun 12					

COUNTRY	MARK	NAME	VENUE	DATE	COUNTRY	MARK	NAME	VENUE	DATE
Notes (*)					CHI	5399	Carolina Castillo	Santiago/CHI	15 Mar 14
RUS	71.99	Mariya Abukamova	Daegu 2 Sep 11	– subsequently disqualified for doping	(13.75	169	10.71 25.16 / 575	32.50 2:22.00)	
Heptathlon					CHN	6750	Ma Miaolan	Beijing	12 Sep 93
AIA	4464	Dee-Ann Rogers	Kazan	11 Jul 13	(13.28	189	14.98 23.86 / 664	45.82 2:15.33)	
(14.97	162	7.83 25.91 / 552	21.18 2:33.52)		CIV	5766	Gabriella Kouassi	Bambous	14 Apr 12
ALB	5553h	Alma Qeramixhi	Tiranë	21 Jun 90	(13.96	168	13.45 25.77 / 583	47.57 2:24.25)	
(14.3	176	12.83 26.2 / 568	41.90 2:22.5)		CMR	5360	Antoinette Nana Djimou	Narbonne	26 Jul 03
ALG	6392	Yasmina Azzizi	Tokyo	27 Aug 91	(14.18	163	12.01 25.45 / 582	40.12 2:32.41)	
(13.34	179	15.40 24.32 / 615	44.62 2:17.17)		COD	4183h	Jeanine Mawit	Orange	13 May 90
AND	4067	Montserrat Pujol	Torremolinos	11 Jul 99	(14.9	139	10.30 26.8 / 515	29.66 2:43.8)	
(16.42	156	8.34 28.02 / 540	21.82 2:31.82)		COK	3333	Maki Samantha Lockington	Nikao	25 Sep 09
ANG	4856	Witiney Barata	Rio Maior	27 May 12	(19.30	135	9.92 28.08 / 488	32.73 3:06.63)	
(13.95w	161	10.24 26.82w / 560w	30.90 2:35.24)		COL	6346	Evelys Aguilar	Ibagué	14 Mar 21
ANT	4035	Mia McIntosh	Kingston	17 Apr 22	(13.88	171	14.31 23.75 / 651	43.92 2:13.71)	
(15.04	149	6.59 25.64 / 465	21.68 2:32.28)		CPV	3632w	Ana Correia	Rio Maior	25 Apr 10
ARG	5815	Fiorella Chiappe	Buenos Aires	5 Mar 17	(17.46w	136	9.29 27.82w / 435w	26.46 2:30.44)	
(13.72	176	11.33 24.70w / 625	33.41 2:16.68)		CRC	4954	Ana María Porras	Cd. de Guatemala	14 Jul 18
ARM	5424	Allison Halverson	Lana	25 Apr 21	(14.72	158	10.65 26.08 / 587	31.50 2:30.52)	
(14.62	162	11.91 25.77 / 596	40.35 2:22.51)		CRO	5615	Klara Koščak	Varaždin	2 May 21
ARU	4352	Julianne Dorothal	St George's	27 Mar 16	(13.89	163	10.53 24.51 / 605	40.60 2:20.97)	
(16.04	160	10.03 27.99 / 509	32.81 2:35.16)		CUB	6742	Yorgelis Rodríguez	Götzis	27 May 18
AUS	6695	Jane Flemming	Auckland	28 Jan 90	(13.48	186	14.95 23.96 / 658w 48.65	2:12.73)	
(13.21	182	13.76 23.62w / 657	49.28 2:12.53)		CYP	5319h	Maria Lambrou-Teloni	Nicosia	4 Sep 84
AUT	6591	Verena Preiner	Ratingen	30 Jun 19	(14.2	163	11.33 24.7 / 648	33.76 2:40.0)	
(13.42	180	14.34 23.96 / 616	49.58 2:07.74)		CZE	6460	Eliška Klucinová	Kladno	15 Jun 14
AZE	4615	Sinaida Levshanova	Moskva	19 Jun 83	(13.81	190	14.10 24.67 / 643	45.53 2:16.47)	
(15.14	160	11.72 27.83 / 549	27.84 2:34.60)		DEN	5722h	Dorte Klein	Århus	28 Aug 83
BAH	5368	Carmel Major	Baton Rouge	6 Jun 87	(14.5w	177	11.07 25.5w / 589	48.38 2:18.8)	
(14.10w	153	10.94 25.09 / 535	45.52 2:18.21)		DMA	4935	Chelsey Linton	Terre Haute	12 May 18
BAR	6371	Akela Jones	Eugene	11 Jun 15	(14.46	155	12.00 25.62 / 505	35.54 2:29.73)	
(13.10	184	14.85 23.45w / 653w	38.13 2:29.43)		DOM	5860	Juana Castillo	Ponce	28 May 06
BEL	7013	Nafissatou Thiam	Götzis	28 May 17	(14.10	166	13.09 25.07 / 592	43.64 2:13.46)	
(13.34	198	14.51 24.40 / 656	59.32 2:15.24)		ECU	5925	Nancy Vallecilla	Götzis	26 May 85
BEN	6274	Odile Ahouanwanou	Ratingen	20 Jun 21	(13.84	178	11.32 24.64 / 605	37.18 2:10.51)	
(13.25	173	15.79 24.45 / 607	48.02 2:25.44)		EGY	5563	Houda Mohamed Atef	Rédouit	7 Jul 18
BER	5400	Shianne Smith	Aubagne	3 May 15	(14.40	172	10.69 25.25 / 620W	41.29 2:25.04)	
(14.42	154	11.12 24.94 / 581	37.89 2:14.50)		ESA	5047	Laura Valdeperas	Louisville	10 May 02
BIH	5312	Mirsada Pekmezović	Sarajevo	19 Sep 81	(14.90w	159	10.12 25.11w / 564	35.28 2:26.57)	
(15.04	163	12.12 26.13 / 576	42.20 2:24.52)		ESP	6304	María Vicente	Lana	25 Apr 21
BIZ	4817	Katy Sealy	San Salvador	19 Jun 16	(13.62	177	12.77 24.02 / 641	47.83 2:18.60)	
(15.46	168	11.10 27.09 / 548	35.61 2:35.78)		EST	6280	Grit Sadeiko	Götzis	28 May 17
BLR	6635	Svetlana Buraga	Stuttgart	17 Aug 93	(13.31	174	13.89 24.69 / 617	48.35 2:16.86)	
(12.95	184	14.55 23.69 / 658	41.04 2:13.65)		ETH	3270	Genet Tebalew	Nairobi	9 Aug 87
BOL	4539h	Daysi Ugarte	Cali	23 Jul 05	(17.39	130	8.13 29.11 / 412	27.18 2:38.11)	
(15.6	152	8.74 25.86 / 545	24.62 2:18.47)		FIJ	4822	Sainiana Tukana	Nouméa	18 Dec 87
BOT	4568	Bonolo Maretele	Bambous	17 Apr 11	(15.55	166	8.83 26.12 / 556	33.98 2:26.54)	
(14.88	161	9.10 25.73W / 501	28.39 2:32.43)		FIN	6404	Satu Ruotsalainen	Tokyo	27 Aug 91
BRA	6188	Vanessa Spinola	São Bernardo	1 Jul 16	(13.54	188	12.46 24.20 / 618	47.04 2:13.24)	
(14.23	181	13.07 24.16 / 615	45.83 2:16.01)		FRA	6889	Eunice Barber	Arles	5 Jun 05
BRN	4620	Kemi Francis	Doha	22 May 13	(12.62w	191	12.61 24.12 / 678w	53.07 2:14.66)	
(15.99	151	9.41 25.73 / 525	36.72 2:27.16)		GAB	2665	Karnella Anguezomo Mintsa	Bourges	19 Apr 15
BRU	2538h	Sallyahrinah Hj Yahya	Manila	1 May 99	(20.29	138	7.75 29.16 / 405	27.39 3:16.98)	
(21.2	130	6.78 26.9 / 323	12.55 2:36.5)		GBR	6981	Katarina Johnson-Thompson	Doha	3 Oct 19
BUL	6658	Svetlana Dimitrova	Götzis	31 May 92	(13.09	195	13.86 23.08 / 677	43.93 2:07.26)	
(13.41	175	14.72 23.06w / 664	43.84 2:09.60)		GBS	2943	Josefina Da Silva	Los Realejos	2 May 09
BUR	6250	Marthe Koala	Götzis	30 May 21	(19.38	125	11.06 29.47 / 436w	32.10 3:20.23)	
(13.08	174	13.96 23.74 / 664	43.52 2:33.49)		GEO	5483h	Olga Vershinina	Tbilisi	16 May 83
CAF	4709h	Octavie Kongomgbé	Bangui	1 May 00	(14.5	176	12.70 25.7 / 601	31.00 2:20.2)	
CAN	6808	Brianne Theisen-Eaton	Götzis	31 May 15	GEQ	4114	Bibiana-Martina Olan	Nairobi	31 Jul 10
(13.05	189	13.73 23.34 / 672	42.96 2:09.37)		(15.95	148	10.75 27.82 / 454w	31.12 2:34.75)	
CAY	4212	Ashleigh Nalty	Marion	24 May 13	GER	6985	Sabine Braun	Götzis	31 May 92
(15.49	167	8.73 27.24w / 504w	27.13 2:48.00)		(13.11	193	14.84 23.65 / 663	51.62 2:12.67)	
CGO	4851	Christiane Diabakana	Rostock	20 Jul 03	GHA	6423	Margaret Simpson	Götzis	29 May 05
(14.56	160	13.04 26.71 / 587	29.66 2:49.62)		(13.41	185	13.01 24.55 / 632	52.71 2:21.71)	
					GRE	6235	Aryiró Stratáki	Götzis	28 May 06
					(13.93	176	13.81 24.60 / 634	45.16 2:15.09)	
					GRN	5254	Joniar Thomas	Cali	2 Dec 21
					(13.83	168	10.07 24.33 / 559	42.55 2:46.93)	

COUNTRY	MARK	NAME	VENUE	DATE	COUNTRY	MARK	NAME	VENUE	DATE	
GUA	4590	Larissa Soto Midena	Xalapa	28 Jul 91	LUX	5036	Mandy Charlet	Amiens	11 Jun 06	
(16.10	147	10.17 25.96 / 542w	28.52 2:19.34)		(14.77	154	11.24 26.40 / 544	37.28 2:19.82)		
GUI	3750	Mahawa Camara	Bondy	17 Jun 07	MAD	4831	Mamy Rarivoarimanana	Antananarivo	5 Sep 97	
(17.73	145	11.52 27.89 / 457	28.44 2:46.13)		(14.61	155	10.61 25.93 / 540	34.23 2:32.76)		
GUY	5750	Najuma Fletcher	Boise	2 Jun 94	MAR	5305	Chérifa Meskaoui	Casablanca	8 Aug 85	
(13.84	179	10.91 24.39 / 623	32.36 2:21.14)		(14.28	155	13.71 25.58 / 542	39.66 2:26.25)		
HAI	5724	Vanessa Jules	Chula Vista	23 May 15	MAS 5262h	14.89 180	Norliyana Kamaruddin Hanoi	11.74 26.2 / 564	32.76 2:25.15	17 May 22
(13.75	186	11.16 24.92/597w 30.50	2:19.52)		MDA	6423h	Lyubov Ratsu	Chişinău	28 Aug 83	
HKG	4968	Chan Sau Ying	Redding	22 May 93	(13.6	180	14.75 24.2 / 653	41.86 2:11.6)		
(13.86	157	9.70 25.25 / 603	28.28 2:38.34)		MEX	5786	Jessamyn Saucedo	Toronto	25 Jul 15	
HON	4139	Dennise Reyes	Nacogdoches	5 Apr 19	(14.09	174	12.16 25.11 / 635	38.51 2:23.97)		
(14.99	147	8.85 26.03 / 528	29.27 2:59.99)		MGL	4324h	Davaashav Ganceceg	Ulan Bator	31 Jul 88	
HUN	6651	Xénia Krizsán	Götzis	30 May 21	(16.0	153	9.58 26.9 / 490	32.08 2:26.8)		
(13.31	180	14.47 24.32 / 641	52.02 2:11.51)		MKD	5676	Marina Mihajlova	Latakia	24 Sep 87	
INA	5386	Emilia Nova	Kuala Lumpur	25 Aug 17	(14.49	172	11.47 25.40 / 603	40.62 2:16.42)		
(13.58	162	10.84 25.02 / 575	35.10 2:24.03)		MLI	4456	Aminata Bah	Rabat	29 Aug 19	
IND	6211	J. J. Shobha	New Delhi	17 Mar 04	(15.21	156	10.39 26.43 / 555	29.31 2:50.49)		
(13.71	169	12.52 23.53 / 650	44.16 2:16.40)		MNE 4876	15.70 151	Milena Milašević	Birmingham, AL	1 May 22	
IRI	5443	Sepideh Tavakoli	Wuhan	4 Jun 15	(15.70	151	12.33 25.84 / 517	37.59 2:24.23		
(14.92	180	13.76 26.47 / 564	35.95 2:25.79)		MOZ 3875	16.04w 151	Aquila Mucubaquire	Oskaloosa	7 May 22	
IRL	6297	Kate O'Connor	Lana	25 Apr 21	(16.04w	151	8.19 27.59 / 474	32.57 2:51.96		
(13.94	180	14.23 24.94 / 584	51.61 2:11.76)		MRI	5241	Stéphanie Domaingue	Val-de-Reuil	24 Jun 01	
IRQ	4026	Bahar Kisrou Sulaiman	Damascus	7 Oct 09	(14.10	163	10.28 26.26 / 583	37.21 2:23.95)		
(15.47	143	7.76 26.67 / 497	20.72 2:27.55)		MYA	4633h	Khin Ohn	Rangoon	3 Feb 85	
ISL	5878	Helga Thorsteinsdóttir	Kladno	24 Jun 09	(171)					
(14.19	173	14.09 24.77 / 578	40.17 2:16.40)		NAM	4844	Corlia Kruger	Stellenbosch	25 Apr 15	
ISR	6031	Svetlana Gnezdilov	Tel Aviv	13 Aug 03	(14.81	167	9.94 26.49 / 552	31.87 2:32.67)		
(13.26	168	12.38 24.28 / 631	34.92 2:10.39)		NCA	4495	Jarey Vásquez	Managua	15 Apr 18	
ISV	4950	Wanetta Kirby	Mayagüez	17 Jul 11	(16.17	143	10.64 26.22 / 491	36.39 2:23.62)		
(13.76w	171	9.49 24.58 / 589	21.22 2:44.72)		NED 6693	13.28 174	Anouk Vetter	Götzis	29 May 22	
ITA	6185	Gertrud Bacher	Desenzano	9 May 99	(13.28	174	14.88 23.76 / 647	59.81 2:21.56		
(13.65	173	13.43 24.23 / 594	43.83 2:09.04)		NEP	2596h	Padma Chaudhari	Birgunj	2 Feb 90	
IVB	4455	Arianna Hayde	El Dorado	3 May 19						
(15.69	152	9.45 26.68 / 553	37.52 2:49.92)		NGR	6153	Uhunoma Osazuwa	Durban	25 Jun 16	
JAM	6527	Diane Guthrie-Gresham	Knoxville	3 Jun 95	(13.32	183	12.87 24.19 / 624	36.30 2:17.50)		
(13.86w	186	13.80 24.91 / 692w	49.04 2:20.82)		NOR	6226	Ida Marcussen	Osaka	26 Aug 07	
JOR	4263	Rania Shoukri Al-Qebali	Al-Qâhira	6 May 10	(14.16	168	13.00 24.59 / 647	51.02 2:13.69)		
(15.61	155	8.35 25.85 / 503	20.91 2:28.10)		NZL	6278	Joanne Henry	Auckland	1 Mar 92	
JPN	5975	Yuki Yamasaki	Kitakyushu	23 May 21	(13.93	175	12.91 24.60w / 651	43.56 2:08.72)		
(14.00	165	12.39 24.63 / 601	48.62 2:13.95)		OMA	3484	Hiba Hamood Al-Asmi	Muscat	15 Mar 15	
KAZ	6272	Yelena Davydova	Zagreb	14 Jul 87	(17.38	138	7.04 29.18 / 497	33.33 2:49.51)		
(14.33	189	12.77 25.07 / 637	47.14 2:15.56)		PAK	4225h	Maria Maratab	Peshawar	14 Nov 19	
KEN	5407	Caroline Kola	Victoria, BC	23 Aug 94	(14.8	150	8.13 26.8 / 5.45	23.04 2:36.0)		
(14.78	153	12.84 26.02 / 555	41.50 2:10.47)		PAN	4998	Irina Ambulo	Santiago/DOM	1 Jul 86	
KGZ	5809	Natalya Knyazeva	Bryansk	11 Jun 89	(15.12	161	10.14 24.44 / 516	30.62 2:17.66)		
(14.27	180	13.48 26.11 / 590	43.00 2:21.84)		PAR	5907	Ana Camila Pirelli	Lima	8 Aug 19	
KIR	3456	Kaitinano Mwemweata	Apia	6 Sep 07	(13.54	162	13.92 24.82 / 547	48.58 2:15.29)		
(18.14	135	8.97 27.24 / 442	31.75 2:51.30)		PER	5141	Kimberly Cardoza	Santa Marta	24 Nov 17	
KOR	5535	Jung Yeon-Jin	Yecheon	27 Jul 20	(14.40	167	10.65 25.84 / 550	27.66 2:15.56)		
(13.86	177	10.95 26.07 / 601	37.45 2:26.12)		PHI 5381h	14.44 162	Sarah Dequinan	Hanoi	17 May 22	
KUW	3790h	Salsabeel Khaled Al-Sayyar	Al-Kuwait	29 Oct 19	(14.44	162	11.12 25.2 / 575	43.09 2:25.25		
(15.0	144	10.23 27.37 / 481	30.11 3:18.54)		PLE	2665h	Nadima Hussein	Damascus	23 Aug 88	
LAO	4013	Manivanh Chanthavong	Kuala Lumpur	25 Aug 17	(20.3	134	6.39 29.1 / 461	12.44 2:44.2)		
(14.70	156	8.28 27.40 / 508	17.36 2:44.29)		PLW	2906	Maleah Umerang Tengedik	Koror	27 Jul 05	
LAT	6815	Laura Ikauniece-Admidija	Götzis	28 May 17	(20.06	133	9.48 31.39 / 427	40.89 3:15.97)		
(13.10	177	13.53 23.49 / 664	56.17 2:11.76)		PNG	5221	Adrine Monagi	San Angelo	16 Mar 17	
LBN	4314	Zeina El Jas Mina	Amman	20 Aug 83	(14.31	155	11.04 25.19 / 565w	38.58 2:25.01)		
(15.52	160	8.56 27.45 / 496	27.18 2:27.73)		POL	6616	Małgorzata Nowak	Kobe	31 Aug 85	
LBR	5650	Maya Neal	Knoxville	12 May 18	(13.27w	195	15.35 24.20 / 637w	43.36 2:20.39)		
(13.72	162	12.49 24.58w / 608	39.25 2:27.40)		POR	6230	Enezenaide Gomes	Logroño	17 Jul 05	
LCA	6050	Makeba Alcide	Eugene	7 Jun 13	(13.54	179	13.87 24.87 / 639	41.66 2:17.00)		
(13.52	181	12.35 24.18w / 605w	34.65 2:12.05)		PRK	5005	An Myong Wol	Beijing	3 Oct 90	
LES	5588	Selloane Ts'oaeli	Maputo	14 Sep 11	(14.72	167	10.52 27.34 / 536	38.80 2:25.03)		
(14.62	177	11.99 26.30 / 602	36.47 2:16.75)		PUR	6124	Alysbeth Felix	Calí	26 Jun 16	
LIE	6093	Manuela Marxer	Götzis	29 May 94	(13.48w	183	11.62 24.31 / 628	38.83 2:14.98)		
(13.45	172	13.03 24.14 / 607w	40.38 2:13.49)		PYF	5456h	Véronique Boyer	Pirae	20 May 01	
LTU	6604	Remigija Nazarovienė	Bryansk	11 Jun 89	(14.21	181	12.19 25.8 / 560	37.48 2:29.44)		
(13.26	186	14.27 24.12 / 658	40.94 2:09.98)		QAT	3770	Fatima Mazaher Sassani	Muscat	15 Mar 15	
					(16.02	135	8.76 27.64 / 496	29.01 2:48.10)		

COUNTRY	MARK	NAME	VENUE	DATE	COUNTRY	MARK	NAME	VENUE	DATE
ROU	6619	Liliana Năstase	Barcelona	2 Aug 92	USA	7291	Jackie Joyner-Kersey	Seoul	24 Sep 88
	(12.86 182 14.34 23.70 / 649)		41.30 2:11.22)			(12.69 186 15.80 22.56 / 727)		45.66 2:08.51)	
RSA	6181	Janice Josephs	Melbourne	22 Mar 06	UZB	6346	Yekaterina Voronina	Tashkent	29 May 21
	(13.65 170 11.79 23.42 / 622)		43.77 2:10.61)			(14.27 185 13.36 24.85 / 627)		49.16 2:12.08)	
RUS	7007	Larisa Nikitina	Bryansk	11 Jun 89	VAN	2646	Jemila Kuao	Port Vila	13 Dec 17
	(13.40 189 16.45 23.97 / 673w)		53.94 2:15.31)			(20.36 129 8.63 28.06 / 426)		21.07 3:16.08)	
SAM*	4787	Kristy Tufola Slade	Azusa	17 Apr 03	VEN	5989	Luisarys Toledo	Lima	26 May 19
	(15.13 165 11.18 26.15 / 548)		28.55 2:34.87)			(14.12 169 12.84 24.56 / 622)		43.79 2:15.67)	
SEN	5094	Paulette Mendy	Évian-les-Bains	22 Jun 03	VIE 5415h	Nguyen Linh Na	Hanoi	17 May 22	
	(14.74 160 10.17 25.03 / 578)		33.98 2:27.73)		(14.62 168 11.74 25.0 / 560)		41.85 2:25.35)		
SEY	5684	Céline Laporte	Saint-Cyr-sur-Loire	3 Jul 05	VIN	4847h	Jacqueline Ross	Bozeman	16 May 91
	(14.07 172 10.87 25.30 / 628)		40.34 2:23.26)			(15.6 12.85 152 25.98 / 599)		35.38 2:44.0)	
SGP	5116	Yu Long Nyu	Singapore	16 Jun 93	ZAM	3125h	Carol Muwowo	Luanshya	27 Aug 89
	(14.88 174 9.19 25.18 / 588)		31.42 2:30.18)						
SKN	5338	Kieshonna Brookes	Knoxville	12 May 18	ZIM	4293	Lucky Denenga	Louisville	14 May 04
	(13.55 156 11.44 24.71 / 589)		35.07 2:31.11)			(15.06w 146 10.83 25.58w / 489)		27.63 2:46.33)	
SLE	6416	Eunice Barber	Talence	15 Sep 96					
	(13.38 179 12.23 24.75 / 648)		49.92 2:11.94)						
SLO	5740	Vladka Lopatić	Brescia	17 May 92					
	(14.02 172 11.35 24.76 / 612)		36.64 2:16.74)						
SMR	4713	Barbara Rustignoli	Modena	10 May 09					
	(15.09 160 10.37 26.69 / 526)		30.92 2:27.05)						
SRB	5618	Marina Mihajlova	Ljubljana	1 Jul 90					
	(14.38 174 11.09 26.10 / 580w)		42.00 2:14.04)						
SRI	5128	W. V. Lakshika Sugandhi	Colombo	18 Aug 19					
	(14.11 146 9.39 24.50 / 607)		33.16 2:25.01)						
STP	5671	Enezenaide Gomes	Logroño	20 Aug 00					
	(14.48 180 13.12 25.87 / 607)		42.64 2:33.66)						
SUD	4977	Mona Jabir Ahmed	Radès	16 Sep 05					
	(15.26 154 9.49 25.06w / 523)		32.63 2:09.22)						
SUI 6398	Annik Kälin	Grosseto	1 May 22						
	(13.43 177 13.81 24.50 / 655)	49.11 2:20.45)							
SUR	3144	Helen Weidum	Dilbeek	16 Jul 89					
SVK	6103	Lucia Slanicková	Kladno	18 Jun 17					
	(13.97 177 11.08 24.30w / 631)		43.81 2:11.71)						
SWE	7032	Carolina Klüft	Osaka	26 Aug 07					
	(13.15 195 14.81 23.38 / 685)		47.98 2:12.56)						
SYR	6942	Ghada Shouaa	Götzis	26 May 96					
	(13.78 187 15.64 23.78 / 677)		54.74 2:13.61)						
TGA	4403	Melesia Mafile'o	Palmerston North	9 Mar 03					
THA	5889	Wassanee Winatho	Nakhon Ratchasima	11 Dec 07					
	(13.97 179 11.82 24.74 / 630)		34.90 2:16.85)						
TJK	5350h	Yelena Grishina	Frunze	17 Sep 82					
	(14.5 177 12.68 26.0 / 555)		35.40 2:25.0)						
TKM	5476	Natalya Frolova	Tartu	11 Jun 88					
	(14.54 168 12.63 25.84 / 592)		41.40 2:28.65)						
TKS	3116	Sanadia Forbes	Basseterre	5 Apr 15					
	(17.33 149 7.29 27.82 / 471)		11.70 3:04.12)						
TOG	5079	Sandrine Thiébaud-Kangni	Réduit	11 Apr 10					
	(14.71 154 10.70 25.67 / 570)		29.13 2:13.54)						
TPE	5786	Ma Chun-Ping	Hiroshima	11 Oct 94					
	(14.32 184 12.57 25.42 / 586)		41.78 2:24.19)						
TTO	6418	Tyra Gittens	College Station	14 May 21					
	(13.47w 195 11.96 23.43 / 696)		40.18 2:31.97)						
TUN	5686	Nada Cheroudi	Firenze	28 Apr 18					
	(14.58 166 13.96 25.91 / 584)		45.04 2:20.18)						
TUR	6076	Anzhela Kinet	Götzis	4 Jun 00					
	(13.56 176 13.25 24.07 / 614)		39.11 2:18.35)						
UAE	2613	Muhra Jassem Abdullah	Dubai	13 Dec 12					
	(19.13 138 6.78 29.62 / 428)		- 2:42.90)						
UGA	4849	Ruth Kyalisima	Al-Qâhira	17 Aug 85					
	(14.18 157 7.19 24.84 / 542)		25.38 2:15.88)						
UKR	6832	Lyudmila Blonska	Osaka	26 Aug 07					
	(13.25 192 14.44 24.09 / 688)		47.71 2:16.68)						
URU	4750	Ana Laura Leite	Rosario	18 Nov 12					
	(15.45 157 9.94 26.19 / 555)		32.28 2:27.55)						

Note (*)

SAM 4953 Kristy Slade Albuquerque 16 May 03 – with wind assistance of more than 4 m/s

20 Kilometres Walk

ALG 1:33:39	Souad Azzi	Alger	4 Feb 22
ARG 1:46:32	Belén Luján	Buenos Aires	5 Jun 11
AUS 1:27:27	Jemima Montag	Adelaide	13 Feb 22
AUT 1:46:31	Kathrin Schulze	Hollenburg	2 Oct 10
AZE 1:39:58	Aida Isayeva	Moskva	19 May 00
BAR 2:25:20	Veta Batson	Bridgetown	5 Jun 92
BEL 1:50:37	Frieda De Wolf	Brügge	24 Jun 89
BIH 1:55:49	Meliha Mulahalilović	București	12 Apr 08
BLR 1:26:11	Ryta Turava	Nesvizh	15 Apr 06
BOL 1:30:33	Ángela Castro	Roma	7 May 16
BRA 1:26:59	Érica de Sena	London	13 Aug 17
BUL 1:32:11	Nevena Mineva-Dimitrova	Nova Zagora	30 Jun 01
CAN 1:29:54	Rachel Lavallée Seaman	Nomi	15 Mar 15
CGO 2:13:45	Lilia Bitsoumani	Brazzaville	15 Sep 15
CHI 1:40:57	Anastasia Sanzana	Temuco	19 May 18
CHN 1:23:49	Yang Jiayu	Huangshan	20 Mar 21
CMR 1:57:46	Anne Hortense Ebéna	Yaoundé	2 Nov 99
COD 2:29:42	Laeticia Mokone Nzala	Kinshasa	23-24 Jun 07
COL 1:28:03	Sandra Lorena Arenas	Lima	4 Aug 19
CRC 1:30:44	Noelia Vargas	La Coruña	5 Jun 21
CRO 1:34:48	Ivana Renić	Zagreb	26 Oct 19
CUB 1:33:47	Yarcelis Sánchez	Matanzas	30 Jul 02
CYP 2:06:29	Olympiou Sofia	Megara	29 Mar 15
CZE 1:26:53	Anežka Drahotová	Murcia	17 May 15
DEN 1:45:28	Gunhild Kristiansen	Värnamo	9 May 86
DMA 2:21:38	Francilla Lucien	Le Vésinet	8 Jun 08
DOM 1:42:41	Andreina González	Lima	13 May 17
ECU 1:25:29	Glenda Morejón	La Coruña	8 Jun 19
EGY 1:41:08	Nagwa Ibrahim Ali	Torino	12 Oct 02
ESA 1:30:08	Cristina López	La Coruña	4 Jun 05
ESP 1:26:36	María Pérez	Berlin	11 Aug 18
EST 1:43:54	Jekaterina Jutkina	Naumburg	2 May 04
ETH 1:31:32	Yehualeye Beleyew Mitiku	Alytus	11 Jun 21
FIJ 2:47:33	Deepika Chand	Suva	10 Jul 03
FIN 1:32:05	Sari Essayah	Vantaa	5 May 96
FRA 1:31:15	Nora Leksir	Eisenhüttenstadt	17 Jun 00
GBR 1:30:41	Johanna Jackson	La Coruña	19 Jun 10
GER 1:27:56	Sabine Zimmer	Hildesheim	5 Jun 04
GHA* 1:55:42	Jacqueline Ado Bludo	Cape Coast	29 Apr 06
GRE 1:28:58	Athiná Papayiánni	Resita	3 Apr 04
GUA 1:28:32	Mirna Ortíz	Rio Maior	6 Apr 13
GUI 2:11:31	Aïda Diallo-Camara	Toulon	16 Mar 14
HKG 1:32:30	Jessica Ching Siu Nga	Kobe	17 Feb 19
HON 2:46:40	Rosa Estrada	San Salvador	30/31 Jan 10
HUN 1:30:05	Viktória Madarász	London	13 Aug 17
INA 1:40:25	Tersiana Riwu Rohi	Jakarta	15 Jul 03

COUNTRY	MARK	NAME	VENUE	DATE	COUNTRY	MARK	NAME	VENUE	DATE
IND	1:28:45	Priyanka Goswami	Ranchi	13 Feb 21	BOL	3:06:13	Casandra Nieto	Lima	6 Feb 22
IRI	1:54:42	Zahra Jaafarabadi	Tehran	8 Feb 20	BRA	2:49:12	Viviane Lyra	Dudince	23 Apr 22
IRL	1:27:22	Gillian O'Sullivan	Sesto San Giovanni	1 May 03	CAN	3:55:36+	Susan Brooke	Santee	20 Jan 18
ISR	1:40:12	Yulia Kotler	Yakoom	29 Jul 99	CHI	3:26:48	Michelle Varas	Lima	6 Feb 22
ITA	1:26:17	Eleonara Giorgi	Murcia	17 May 15	CHN	2:43:06	Qieyang Shenjie	Dudince	23 Apr 22
JPN	1:27:41	Kumiko Okada	La Coruña	8 Jun 19	COL	2:51:53	Sandra Galvis	Dudince	23 Apr 22
KAZ	1:28:38	Svetlana Tolstaya	Cheboksary	25 May 02	CRC	3:26:26	Ileana Ocampo	San José/CRC	14 Dec 19
KEN	1:30:43	Grace Njue Wanjiru	Durban	26 Jun 16	CRO	3:02:44+	Ivana Renić	Dudince	23 Mar 19
KOR	1:29:38	Kim Mi-Jung	Yeosu	13 Oct 08	CZE	2:51:50	Tereza Ďurdiaková	Banská Bystrica	17 Oct 21
LAO	2:21:02	Manilat Phamesethong	Vientiane	15 Dec 09	ECU	2:48:27	Paola Pérez	Lima	6 Feb 22
LAT	1:29:55	Agnese Pastare	Gdansk	31 Aug 13	ESP	2:39:16	María Pérez	Lepe	30 Jan 22
LBN	1:59:33	Sandy Karam	Naumburg	13 Apr 19	FIN	2:58:30	Tiia Kuikka	Dudince	23 Apr 22
LTU	1:27:59	Brigita Virbalytė-Dimšienė	Berlin	11 Aug 18	FRA	3:12:25	Ines Pastorino	Épinal	17 Mar 19
MAD	2:15:15	Edmondine Razafindravelo	Saint-Denis/REU	18 Apr 10	GBR	2:58:48	Bethan Davies	Dudince	23 Apr 22
MAR	1:52:50	Nazha Ezzhani	Alger	2 Apr 11	GER	3:04:24	Emilia Lehmeier	Frankfurt	30 Apr 22
MAS	1:32:25	Yuan Yufang	Manila	23 Sep 03	GRE	2:47:48	Antigóni Drisbióti	Mégara	23 Jan 22
MDA	1:41:30	Yulia Lisnik	Novopolotsk	16 Sep 91	GUA	2:52:07	Mirna Ortíz	San Jerónimo	8 May 22
MEX	1:26:17	María Guadalupe González	Roma	7 May 16	HUN	2:50:29	Viktória Madarász	Dudince	23 Apr 22
MGL	1:45:09	Voloj Otgontuul	Nomi	16 Mar 08	IND	3:00:04	Ramandeep Kaur	Ranchi	17 Apr 22
MRI	1:44:15	Jolène Raffin	Naumburg	2 May 04	IRL	3:07:03	Kate Veale	Dublin	19 Dec 21
MYA	1:40:15	Kay Khine Myo Tun	Nay Pyi Taw	15 Dec 13	ITA	2:43:43	Eleonara Giorgi	Grosseto	26 Jan 20
NCA	1:45:59	María Cortéz	Managua	10 Dec 17	JPN	2:45:48	Serena Sonoda	Wajima	17 Apr 22
NED	1:50:52	Anne van Andel	Lugano	11 Mar 18	KAZ	3:03:45	Galina Yakusheva	Dudince	23 Apr 22
NFI	1:58:32	Angela Keogh	Yigo	5 Jun 99	LAT	3:15:24+	Anita Liepiņa	Scanzorosciate	27 Oct 02
NGR	1:40:05	Olude Fadekemi	Benin City	9 Apr 21	LTU	3:06:17+	Neringa Aidietytė	Scanzorosciate	15 Oct 06
NOR	1:27:07	Kjersti Tysse-Plätzer	Beijing	21 Aug 08	MEX	2:53:01	Alejandra Ortega	Dudince	23 Apr 22
NZL	1:31:32	Alana Barber	Taicang	5 May 18	NED	3:41:07	Anne van Andel	Tilburg	1 Oct 17
PAN	1:50:55	Francisca Ferris	Envigado	26 Mar 11	NZL	3:15:58	Laura Langley	Melbourne	15 May 22
PAR	2:13:39	Mirna Fretes	Rosário	4 Jun 04	PER	2:43:19	Kimberley García	Dudince	23 Apr 22
PER	1:28:38	Kimberley García	La Coruña	28 May 22	POL	2:49:37	Katarzyna Zdziebło	Opole	14 May 22
PHI	1:47:52	Melinda Manahan	Manila	23 Sep 03	POR	2:45:51	Inês Henriques	Porto de Mós	7 Jan 18
POL	1:28:58	Agnieszka Dygacz	Taicang	3 May 14	ROU	2:59:27	Ana Veronica Rodean	Podebrady	16 May 21
POR	1:27:46	Ana Cabecinha	Beijing	21 Aug 08	RSA	3:20:25+	Natalie le Roux	Taicang	5 May 18
PUR	1:33:06	Rachelle de Orbeta	Podebrady	2 Apr 22	RUS	2:38:24	Klavdiya Afanasyeva	Sochi	17 Feb 19
ROU	1:27:41	Claudia Ștef	La Coruña	5 Jun 04	SRB	3:21:02+	Dušica Topic	Ivano-Frankivsk	15 Oct 17
RSA	1:34:49	Anel Oosthuizen	Podebrady	9 Apr 16	SUI	3:19:49+	Laura Polli	Scanzorosciate	16 Oct 05
	1:34:49	Anel Oosthuizen	Podebrady	8 Apr 17	SVK	2:57:36+	Mária Czaková	Dudince	23 Mar 19
RUS	1:23:39	Yelena Lashmanova	Cheboksary	9 Jun 18	SWE	2:52:47+	Monica Svensson	Scanzorosciate	21 Oct 07
SGP	1:58:26	Shu Min Tin	Singapore	31 Jan 15	TUR	3:04:38	Semiha Özdemir	Izmir	3 Mar 19
SLO	1:48:18	Eva Canadi	Wien	5 Oct 19	UKR	2:51:59	Nadiya Borovska	Ivano-Frankivsk	24 Oct 21
SRB	1:39:14	Dušica Topic	Podebrady	21 May 17	USA	2:49:29	Robyn Stevens	Dudince	23 Apr 22
SRI	1:39:12	Gallage Geetha Nandana	Colombo	11 Feb 06					
STP	2:04:06	Fumilay Da Fonseca	Brazzaville	15 Jul 04					
SUI	1:32:36	Marie Polli	Lugano	8 Mar 09					
SVK	1:30:53	Mária Gáliková	Podebrady	9 Apr 16					
SWE	1:31:20	Monica Svensson	Vallensbæk	5 May 07					
SYR	1:48:59	Rania Mohd Othman	Nomi	14 Mar 10					
THA	1:44:46	Tanaphon Assawawongcharoen	Nay Pyi Taw	15 Dec 13					
TJK	1:47:06	Larisa Voronkova	Mogilev	4 Sep 88					
TPE	1:39:32	Chiang Chia-You	Taoyuan	20 Oct 19					
TTO	2:25:14	Deborah Davis	Fyzabad	19 Jun 17					
TUN	1:32:20	Chahinez Nasri	Taicang	5 May 18					
TUR	1:28:48	Meryem Bekmez	Antalya	27 Mar 21					
UKR	1:27:09	Lyudmyla Olyanovska	Murcia	17 May 15					
USA	1:30:49	Maria Michta	Taicang	3 May 14					
	1:30:49	Maria Michta-Coffey	Nomi	20 Mar 16					
UZB	1:42:04	Rusina Ivoylova	Mogilev	4 Sep 88					
VEN	1:32:18	Milángela Rosales	Buenos Aires	5 Jun 11					
VIE	1:33:36	Nguyen Thi Thanh Phuc	London	11 Aug 12					

Notes (*)GHA *doubtful distance*KEN *1:30:40 Grace Njue Wanjiru Nairobi 6/8 Jun 18 – short course***35 Kilometres Walk**

AUS	2:53:34+	Claire Tallent	Taicang	5 May 18
AUT	3:50:04+	Barbara Hollinger	Feldbach	3 Oct 21
BEL	3:47:02+	Myriam Nicolas	Tilburg	6 Oct 13
BLR	2:51:58	Anastasiya Yatsevich	Gomel	4 Apr 18

50 Kilometres Walk

AUS	4:09:33	Claire Tallent	Taicang	5 May 18
AUT	5:44:38	Barbara Hollinger	Feldbach	4 Oct 20
BEL	5:21:18	Myriam Nicolas	Fameck	28 Oct 12
BLR	4:12:16	Elena Ginko	Scanzorosciate	17 Oct 04
BOL	5:48:56	Casandra Nieto	Monterrey	25 Feb 18
BRA	4:22:46	Viviane Santana Lyra	Lima	11 Aug 19
CAN	5:02:55	Micheline Daneau	West Long Branch	17 May 92
CHI	5:12:05	Anita Rico	Lázaro Cárdenas	21 Apr 19
CHN	3:59:15	Liu Hong	Huangshan	9 Mar 19
CRC	5:08:02	Ileana Ocampo	Cd de Guatemala	24 Feb 19
CRO	4:20:17	Ivana Renić	Dudince	23 Mar 19
CYP	6:03:50	Sofia Olympiou	Schiniás	20 Jan 19
CZE	4:49:44	Monika Choderová	Scanzorosciate	27 Oct 02
DEN	5:49:55	Ruth Hansen	Juelinge	19 Jun 83
ECU	4:11:12	Johana Ordóñez	Lima	11 Aug 19
ESP	4:05:46	Julia Takács	Alytus	19 May 19
FIN	4:29:25	Tiia Kuikka	Alytus	19 May 19
FRA	4:41:57	Kora Bufflert	Ay-Champagne	17 Sep 95
GBR	4:50:51	Sandra Brown	Basildon	13 Jul 91
GER	4:42:58	Bianca Maria Dittrich	Aschersleben	14 Oct 18
GRE	4:28:13	Evaggelía Xinoú	Scanzorosciate	17 Oct 04
GUA	4:13:56	Mirna Ortíz	Cd de Guatemala	24 Feb 19
HKG	5:40:51	Kwok Chin Ha	Hongkong	1 Jan 20
HUN	4:40:05	Andrea Kovács	Alytus	19 May 19
ISR	5:27:35	Dorit Attias	Clermont	13 Feb 05

COUNTRY	MARK	NAME	VENUE	DATE	COUNTRY	MARK	VENUE	DATE
ITA	4:04:50	Eleonara Giorgi	Alytus	19 May 19	BIH	47.83	Beograd	14 Jul 12
JPN	4:19:56	Masumi Fuchise	Wajima	14 Apr 19	(Veselinovic, B. - Macanovic, I. - Graorac, S. - Ilijašević, A.)			
KEN	7:26:09	Irene Jeptoo-Kipchumba	Putrajaya	12 Dec 09	BIZ	46.61	San Salvador	18 Jun 16
LAT	4:16:27	Jolanta Dukure	Paralepa	9 Sep 06	(Morris, F. - Martínez, K. - Flores, T. - Dirks, S.)			
LTU	4:25:22	Brigita Virbalytė	Scanzorosciate	17 Oct 10	BLR	42.56	Helsinki	13 Aug 05
MAS	4:51:32	Norliana Mohd Rusni	Seremban	6 Dec 14	(Nesterenko, Y. - Salahub, N. - Nevmerzhitskaya, A. - Dragun, O.)			
MEX	4:20:36	Érika Morales	Hauppauge	21 Oct 18	BOL*	46.94	La Paz	8 Nov 78
NED	5:19:18	Anne van Andel	Weert	23 May 15	(Giussani, C. - Novillo, M. - Ibáñez, B. - Alemán, I.)			
NZL	6:14:53	Terry Grimmet	Auckland	15 Nov 14	BOT	44.69	Gaborone	27 Apr 19
PER	4:22:57	Evelyn Inga	Lázaro Cárdenas	21 Apr 19	(Matlhaku, L. - Sebele, T. - Murangi, R. - Tshosa, O.)			
POL	4:31:19	Agnieszka Ellward	Alytus	19 May 19	BRA	42.29	Moskva	18 Aug 13
POR	4:05:56	Inês Henriques	London	13 Aug 17	(dos Santos, E. - Silva, A. C. - Krasucki, F. - Santos, R.)			
RSA	4:48:00	Natalie le Roux	Taicang	5 May 18	BRN	42.73	Jakarta	30 Aug 18
RUS	3:50:42	Yelena Lashmanova	Voronovskiy	5 Sep 20	(Jassim, I. E. - Odiong, E. O. - Al Khaldi, H. S. - Nasser, S. E.)			
SGP	7:12:34	Kowsula Kaur	Putrajaya	8 Dec 12	BRU	49.07	Petaling Jaya	19 Jun 99
SRB	4:30:43	Dušica Topić	Berlin	7 Aug 18	(Jumaat, M. - Kassim, J. - Yahya, S. - Ali Akbar, A.)			
SUI	4:45:57	Laura Polli	Scanzorosciate	16 Oct 05	BUL	42.29	Sofia	26 Jun 88
SVK	4:14:25	Mária Czaková	Dudince	24 Mar 18	(Pencheva, K. - Nuneva, A. - Georgieva, N. - Donkova, Y.)			
SWE	4:10:59	Monica Svensson	Scanzorosciate	21 Oct 07	BUR	45.99	Niamey	13 Dec 05
UKR*	4:15:50	Valentyna Myronchuk	Alytus	19 May 19	(Mien, M. - Tondé, S. - Traoré, K. - Kamboulé, B.)			
USA	4:21:51	Katie Burnett	London	13 Aug 17	CAF	49.3	Garoua	31 Jul 99
					(Ayard, A. - Nganaye, B. - Saramandji, E. - Ouabangui, D.)			
					CAM	49.8	Phnom Penh	30 Nov 66
					(Kheng, M. - Say, Ch. - Yon, T. - Yen, M.)			
					CAN	42.60	Beijing	29 Aug 15
					(Emmanuel, C. - Hyacinthe, K. - Fofanah, I. - Bingham, K.)			
					CAY	47.60	Visby	1 Jul 99
					(Robinson, C. - McCarthy, S. - Burke, C. - Mothersill, C.)			
					CGO	46.29	Abidjan	25 Jul 17
					(Baleba Tini, J. - Ngoye Akamabi, N. - Mboyi, F. M. - Bouélé Bondo, M.)			
					CHA	48.88	Addis Ababa	1 May 08
					(Ndikert, H. - Ahmat, K. - Neloumta, B. - Dembert, F.)			
					CHI	44.83	Lima	13 Jun 15
					(Gutiérrez, J. - Jiménez, I. - Mackenna, F. - Goñi, I.)			
					CHN	42.23	Shanghai	23 Oct 97
					(Xiao Lin - Li Yali - Liu Xiaomei - Li Xuemei)			
					CIV	43.28	Cape Coast	8 Jul 16
					(Ziketh, D. - Ta Lou, M. J. - Guenou, A. - Gaha, M. P.)			
					CMR	44.58	Marietta	21 Jul 96
					(Mani, M. - Nkoma, G. - Abéna, E. - Mballa, S.)			
					COD	51.23	Brazzaville	19 Jun 10
					COK	53.6	Nikao	12 Oct 20
					(Taea, P. - Tare, K. - Tom, M. - Arere, T.)			
					COL	43.03	Bogotá	10 Jul 04
					(Murillo, M. - Palacios, F. - Obregón, D. - Murillo, D.)			
						43.03	Helsinki	12 Aug 05
					(Murillo, M. - Palacios, F. - Obregón, D. - González, N.)			
					COM	53.73	St Denis/REU	31 Aug 79
					(Abderrahmane, F. S. - Djambaé, M. - Echata, B. - Moindhir, H. A.)			
					CPV	48.36	Praia	28/29 Jul 19
					(de Pina, J. - Almeida, A. - Barreto, M. - do Rosário, M.)			
					CRC	46.00	Managua	22 Jun 19
					(Scott, Sh. - Vargas, A. - Bermúdez, D. - Pennant, K.)			
					CRO	45.14	Izmir	18 Jun 11
					(Parlov, S. - Banović, A. - Banović, M. - Ivančević, A.)			
					CUB	42.89	Stuttgart	22 Aug 93
					(Ferrer, M. - López, A. - Duport, J. - Allen, L.)			
					CYP	43.87	Amsterdam	9 Jul 16
					(Fotopoulou, O. - Papaioannou, R. - Fotopoulou, F. - Artymata, E.)			
					CZE	42.98	Zürich	18 Aug 82
					(Sokolová, Š. - Šoborová, R. - Kocembová, T. - Kratochvílová, J.)			
					DEN	43.51	Tokyo	5 Aug 21
					(Kramer, M. - Glenner-Frandsen, A. - Bomme, E. - Karstoft, I.)			
					DJI	56.9	Djibouti	18 Apr 08
					(Djibril, Mar. - Djibril, Mal. - Ali, I. - Bouraleh, F.)			
					DMA	48.2	St George's	24 May 87
					(Joseph, H. - Thomas, G. - Philogen, S. - Charles, C.)			

Notes (*)

UKR 4:12.44 Alina Tsviliy Berlin 7 Aug 18 – subsequently annulled for doping

4 x 100 Metres Relay

AIA	50.33	Road Town	10 Jun 12
(Gumbs, A. - Gumbs, N. - Meade, R. - Reid, D.)			
ALB	47.16	Ankara	16 Jul 88
(Xhani, A. - Sina, V. - Vejollari, A. - Bregu, V.)			
ALG	46.83	Alger	7 Jul 12
(Remaoune, S. N. - Louahla, S. - Belabiod, T. R. - Bourahla, K. F.)			
AND	50.76	Baku	21 Jun 15
(Llovera, C. - Gurí, C. - Gómez, M. - Morató, M.)			
ANG	49.8	Luanda	27 Aug 81
(Machado, M. - Milagre, M. - Rodrigues, L. - Mauricio, A.)			
ANT	46.22	Port-of-Spain	2 May 04
(Codrington, C. - Samuel, H. - Jno - Baptiste, A. - Williams, S.)			
ARG	44.90	Cd. de México	20 Oct 75
(Fava, B. - Godoy, A. - Cragno, L. - Allocco, B.)			
ARM	47.11	Moskva	29 Jul 79
(Karnitskaya, I. - Kaminskaya, T. - Starlynchanova, M. - Kostoglodova, O.)			
ARU	49.07	Oranjestad	30 Jun 18
(German, L. - Brown, T. L. - Duncan, D. - Kock, M.)			
ASA	61.77	Apia	6 Jun 03
(Niusulu, T. - Puletasi - Sanitoo, S. - Chanel)			
AUS	42.99	Pietersburg	18 Mar 00
(Massey, R. - Broadrick, S. - Lambert, J. - Gainsford - Taylor, M.)			
AUT	44.49	Lausanne	26 Aug 21
(Strametz, K. - Huemer, I. - Lindner, M. - Walli, S.)			
AZE	46.10	Baku	21 Jun 15
(Sokolova, Y. - Chebanu, Y. - Balyanina, V. - Setina, A.)			
BAH	41.92	Sevilla	29 Aug 99
(Fynes, S. - Sturup, C. - Davis, P. - Ferguson, D.)			
BAN	46.80	Dhaka	7 Feb 10
(Rani, S. - Akhter, J. - Chumki, S. N. - Eva, I. J.)			
BAR	44.34	Sherbrooke	1 Aug 04
(Cox, L. - M. - Williams, G. - Bailey, J. - Weekes, L.)			
BDI	51.8	Bujumbura	16 May 93
BEL	42.54	Beijing	22 Aug 08
(Borlée, O. - Mariën, H. - Ouédraogo, É. - Gevaert, K.)			
BEN	46.45	Abuja	13 Oct 03
(Gbadamassi, S. - Féraez, F. - Akpogan, A. - Inoussa, N.)			
BER	45.6	Philadelphia	23 Apr 76
(Trott, A. - Wilson, B. - Burgess, D. - Jones, D.)			
BHU	55.0	Thimphu	28/29 Apr 18

COUNTRY	MARK	VENUE	DATE	COUNTRY	MARK	VENUE	DATE
DOM	43.28	Moskva	18 Aug 13	IRQ	47.22	Damascus	7 Oct 09
(Sánchez, M. - Chalas, F. - Mejía, M. - Manzueta, M.)				(Kisrou, B. - Al - Qaysi, A. H. - Abdulrazzak, D. H. - Mahmoud Ieso, K.)			
ECU	43.69	Tokyo	5 Aug 21	ISL	45.31	Serravalle	3 Jun 17
(Landázuri, M. - Suárez, G. - Ángulo, Y. - Tenorio, Á.)				(Whitworth, T. - Hermódsdóttir, H. - Bjarnadóttir, G. - Gudmundsdóttir)			
EGY	46.79	Al-Qâhira	6 Oct 90	ISR	44.79	Paris	24 Aug 19
(Miskin Saad, K. - Bachir, W. - Hachem Ismail, H. - Mohd Mansour, M.)				(Kadmon, C. - Vaisman, D. - Lenskiy, O. - Dorfman, I.)			
ERI	52.8	Nairobi	3 Dec 06	ISV	45.84	Nassau	15 Jul 96
(Tesfamariam, S. T. - Mehari, Y. - Ghebremedhin, F. - Kiflom, T.)							
ESA	46.93	Cd. de Guatemala	1 Dec 01	ITA	42.84	Tokyo	5 Aug 21
(Navarro, M. - Quijano, V. - Hernández, K. - Amaya, A.)				(Siragusa, I. - Hooper, G. - Bongiorno, A. - Fontana, V.)			
ESP	43.28	Huelva	25 May 22	IVB	43.45	Road Town	2 Jul 16
(Molina, S. - Carillo, L. - Sevilla, P. - Marco, C.)				(Kelly, A. - Harrington-Scott, T. - Malone, Ch. - King, K.)			
EST	44.71	Varaždin	10 Aug 19	JAM	41.02	Tokyo	6 Aug 21
(Võro, O. - Verlin, K. - Käärt, K. - Balta, K.)				(Williams, B. - Thompson-Herah, E. - Fraser-Pryce, S.-A. - Jackson, S.)			
ETH	46.45	Calabar	25 Jun 11	JOR	48.81	Gifu	9 Jun 18
				(Muheisen, A. - Al-Shaka, M. - Al-Qadi, N. - Boshnak, A.)			
FIJ	44.86	Suva	12 Jul 03	JPN	43.39	Kawasaki	8 May 11
(Miller, L. - Bulikiobo, M. - Raluve, M. - Rogers, R.)				(Kitakaze, S. - Takahashi, M. - Fukushima, Ch. - Ichikawa, K.)			
FIN	43.37	Stuttgart	22 Aug 93	KAZ	42.92	Almaty	4 Jul 16
(Pirtimaa, A. - Hanhijoki, S. - Hernesniemi, S. - Salmela, M.)				(Kashafutdinova, R. - Zybikina, V. - Rakhmanova, Y. - Safranova, O.)			
FRA	41.78	Paris (St. Denis)	30 Aug 03	KEN	44.75	Brazzaville	15 Sep 15
(Girard, P. - Hurtis, M. - Félix, S. - Arron, C.)				(Kadogo, E. - Ndoro, M. - Mwangi, F. - Thomas, M.)			
FSM	52.22	Kolonia	22 Jul 14	KGZ	46.5	Dushanbe	10 May 87
(Ligorio, A. - Poll, G. - Apiner, A. - Wendolin, M.)				(Andrusenko, V. - Dashko, S. - Balandina, O. - Kuzmizh, O.)			
GAB	47.9	Yaoundé	14 Jun 96	KIR	55.2	Bairiki	16 Jun 07
(Obone, G. - Benga, M. J. - Nbaunde - Najewe)				(David, L. - Mackenzie, R. - Tewaki, M. - Mwemweata, K.)			
GAM	47.18	Los Angeles	11 Aug 84	KOR	44.60	Incheon	2 Oct 14
(Jawo, J. - Ndow, A. - Decker, V. - Freeman, G.)				(Lee Sun - Ae - Kang Da - Seul - Jung Han - Sol - Kim Min - Ki)			
GBR	41.55	Tokyo	5 Aug 21	KOS	49.99	Skopje	10 Aug 19
(Philip, A. - Lansiquot, I. - Asher-Smith, D. - Neita, D.)				(Selaci, D. - Peci, L. - Hajdini, R. - Ivanja, D.)			
GBS*	51.41	Bissau	2 Jun 07	KSA	53.52	Al-Kuwait	17 May 22
(Có, A. - Capé, A. - Sá, V. - Mana, A.)				(Abu-Arish, R. - Al-Dabbagh, Y. - Al-Humaid, L. - Al-Sulaimani, R.K.)			
GEO	44.90	Tashkent	16 Sep 86	KUW	49.12	Al-Kuwait	17 May 22
(Apitsiauri, M. - Golutvina, Y. - Shanidze, T. - Azarashvili, M.)				(Al-Qattan, Sh. - Al-Shammari, M.S. - Al-Sayar, S.K. - Al-Haqan, N.M.)			
GEQ	52.2	Malabo	11 Jul 99	LAO	49.22	Singapore	16 Jul 16
(Esonu Edu - Obono Ndong, M. - Obono Ela, E. - Mosanga Motanga, M. P.)				(Aphay, S. P. - Phoutthavong, L. - Vongdala, B. - Chanthavong, M.)			
GER	41.37	Canberra	6 Oct 85	LAT	44.41	Moskva	20 Jun 83
(Gladisch, S. - Rieger, S. - Auerwald, I. - Göhr, M.)				(Grigorjeva, I. - Ikauniece, V. - Ždanovska, L. - Olijar, L.)			
GHA	42.67	Cape Coast	8 Jul 16	LBA	55.1	Tripoli	30 Sep 91
(Owusu-Agypong, F. - Acheampong, G. - Gyaman, B. - Amponsah, J.)							
GIB	49.3	Gibraltar	20 Jul 95	LBN	47.83	Al-Qâhira	7 Apr 19
(Russo, D. - Falero, G. - Zammit, L. - Celecia, S.)				(Baajour, O. - El Khazen, D. - Saneh, K. - Sbeity, A. A.)			
GRE	43.07	Bari	18 Jun 97	LBR	50.61	Abuja	18 Nov 06
(Tsóni, M. - Kóffa, E. - Vasarmidou, M. - Thánou, E.)				(Williams, A. - Tiklo, A. - Grant, H. - Binda, J.)			
GRN	44.72	Port-of-Spain	24 Jun 12	LCA	46.78	Bridgetown	26 Jun 99
(Wells, Sh. - Redhead, J. - Beckles, K. - Bartholomew, T.)				(O'Neil, J. - Baptiste, M. - Charles, A. - Lesforis, V.)			
GUA	46.3	Cd. de México	20 Jul 82	LES	48.9	Harare	24 Jul 99
(Quiñónez, P. - Arévalo, A. - Meigham, P. - Schumann, C.)							
GUI	48.1	Freetown	26 Dec 90	LIE*	46.92	Nicosia	20 May 89
(Sow, O. - Bereté, K. - Haba, R. - Konaté, A.)				(Sutter, K./SUI - Hasler, Y. - Marxer, M. - Biedermann, M.)			
GUM	49.49	Santa Rita	11 Jun 99	LTU	43.95	Madrid	5 Jul 08
(Perez - Stefy, T. - Neilsen, C. - Posadas, A. - Baza, J.)				(Lingytė, E. - Grinčikaitė, L. - Tamošaitytė, S. - Dagelytė, A.)			
GUY	46.40	Philadelphia	28 Apr 18	LUX	46.28	Trier	25 May 17
(King, Sh. - Abrams, J. - Moore, Ch. - McCammon, J.)				(Rausch, V. - van der Weken, P. - Tshilumba, T. - Bauer, A.)			
HAI	46.38	Port-of-Spain	22 Jun 08	MAC	48.40	Guangzhou	9 Apr 17
(Faustin, N. - Étienne, G. - Roundtree, C. - Pierre, B.)				(Loi Im Lan - Cheong Im Leng - Chan Man Wai - Ng Weng Ian)			
HKG	45.50	Shenzhen	20 Aug 11	MAD	43.61	Sydney	29 Sep 00
(Chan Ho Yee - Leung Hau Sze - Fong Yee Pui - Poon Pak Yan)				(Rahanitraniarana - Ratsimbazafy - Rakotozafy - Rakontondrabe)			
HON	49.51	Managua	5 Mar 06	MAR	46.05	Athína	11 Jul 91
(Martínez, M. - Fernández, S. - Bernárdez, J. J. - Lino, J.)				(Atallah, H. - Lahcen, L. - Zetouani, N. - Bidouane, N.)			
HUN	44.03	Genève	9 Jun 18	MAS	45.18	Bhubaneswar	8 Jul 17
(Nguyen, A. - Kaptur, É. - Kozák, L. - Sorok, K.)				(Mazlan, N. F. - Mohamed, S. F. - Selveratnam, K. S. - Zulkifli, Z. H.)			
INA	45.00	Palembang	15 Nov 11	MAW	52.1	Dar-es-Salaam	3 Dec 72
(Imaniar, N. - Unani, S. - Erawati, D. - Utami, R.)				(Phiri - Chizunga, E. - Saeluzika, M. - Misomali, M.)			
IND	43.37	Patiala	21 Jun 21	MDA	45.2	Tiraspol	25 Aug 85
(Suseendran, A. - Dhanalakshmi, S. - Das, H. - Chand, D.)				(Grigoryeva, I. - Dudina, N. - Savtchouk, E. - Glavenko, L.)			
IRI	46.91	Tehran	5 Sep 21	MDV	50.16	Kathmandu	6 Dec 19
(Kakoli, E. - Amiripour, S. - Nesaei, F. - Ashourpour, F.)				(Hussain, M. H. - Hassan, A. H. - Nizar, N. - Masood, S.)			
IRL	43.80	Berlin	12 Aug 18				
(Healy, J. - Healy, Ph. - Neville, C. - Akpe-Moses, G.)							

COUNTRY	MARK	VENUE	DATE	COUNTRY	MARK	VENUE	DATE
MEX	44.79	Taipei	28 Aug 17	PUR	43.43	Road Town	2 Jul 16
		(Brito, N. - Aguillón, D. - Morán, P. - Flores, I. D.)				(Cruz, B. - Morales, C. - Cancel, G. - Rodríguez, C.)	
MGL	50.2	Irkutsk	20 Aug 86	PYF	47.64	Nouméa	16 Dec 87
MHL	53.88	Kolonia	22 Jul 14			(Manutahi, J. - Léroy, A. - Yansaud, S. - An, A.)	
		(Debrum, H. - Sasser, M. - Cress, M. - Keju, L.)		QAT	50.73	Muscat	14 Mar 15
MKD	47.97	Tríkala	7 Jul 01			(Labidli, R. - Al-Manai, M. - Farid, M. M. - Al-Manouari, B.)	
		(Vojneska, A. - Dimitrovska, V. - Matevska, A. - Jovanovska, B.)		ROU	44.18	Stara Zagora	2 Aug 85
MLI	46.1	Ouagadougou	26 May 07			(Voinea, D. - Militaru, L. - Pogăcian, M. - Ilcu, M.)	
		(Sidibé, N. - Koïta, Y. - Danté, D. - Camara, K.)		RSA	43.25	Pietersburg	18 Mar 00
MLT	45.80	Agropoli	23 Apr 22			(Hartman, W. - Moropane, D. - Holtzhausen, S. - Seyerling, H.)	
		(Richard, J. - Azzopardi, C. - Scicluna, C. - Wingfield, C.)		RUS	41.49	Stuttgart	22 Aug 93
MNE	49.25	Marsa	24 Jun 17			(Bogoslovskaya, O. - Malchugina, G. - Voronova, N. - Privalova, I.)	
		(Kontić, M. - Furtula, A. - Ratknić, S. - Dubak, K.)		RWA	51.2	Eldoret	3 Sep 16
MNT	51.9	St George's	24 May 87			(Umukundwa, L.)	
MOZ	47.5	Lisboa	29 Jul 73	SAM	52.01	Apia	8 Sep 07
		(Manaca Dias, A. - Relvas, A. - Abreu, A. - Vilhena, C.)				(Tavui, T. - Lafaialii, M. - Mefi, T. - Faitala, E.)	
MRI	45.89	St Paul/REU	5 Aug 15	SEN	44.59	Dakar	20 Aug 98
		(Janvier, J. - Anthony, A. - Alcindor, A. - Guillaume, S.)				(Ndiaye, S. - Thiam, A. M. - Diouf, M. T. - Diouf, A.)	
MTN	51.1	Nouakchott	22 Dec 95	SEY	47.75	Victoria/SEY	12 Aug 11
MYA	47.42	Rangoon	11 Oct 81			(Khan, A. - Labiche, L. - Boniface, J. - Lou - Toy, J.)	
		(Aye Shwe - Khin, Phin Phop - Mrathuzar - Sein, Myint Myint)		SGP	44.96	Kuala Lumpur	25 Aug 17
NAM	43.76	Nairobi	22 Aug 21			(Enn, W. - Prasad, D. L. - Pereira, S. V. - Zaini, N. I.)	
		(Haitembu, N. - Masilingi, B. - Vass, N. - Mboma, Chr.)		SKN	43.53	La Habana	4 Jul 09
NCA	48.16	Managua	11 Dec 17			(Liburd, T. - Williams, M. - Williams, T. - Hodge, V.)	
		(Cornejo, J. - Carmona, M. - Lacayo, A. - Narváez, I.)		SLE	46.3	Freetown	26 Dec 11
NED	42.04	Amsterdam	10 Jul 16			(Ansumana, R. - Macouley, L. - Kargbo, I. - Kargbo, M.)	
		(Samuel, J. - Schippers, D. - van Schagen, T. - Sedney, N.)		SLO	43.91	Pergine Valsugana	25 Jul 03
NEP	49.13	Kathmandu	29 Sep 99			(Bikar, A. - Žumer, K. - Nose, M. - Ottey, M.)	
		(Shrestha, B. - Shakya, S. - Thapa, S. - Paneru, D. M.)		SMR	48.86	Forlì	15 May 22
NFI	54.7	Middlegate	19 May 95			(Muraccini, M. - Sammarini, G. - Guidi, R. - Gasparelli, A.)	
		(Christian - Bailey, V. - Donaldson, A. - McCoy, J. - Flitten, Z.)		SOL	51.11	Apia	8 Sep 07
NGR	42.39	Barcelona	7 Aug 92			(Flory, L. - Kwalea, P. - Keni, J. - Taurikeni, J.)	
		(Utondu, B. - Idehen, F. - Opara, C. - Onyali, M.)		SOM	50.6	Mogadiscio	18 Nov 77
NIG	49.08	Ouagadougou	19 May 01	SRB	44.68	Banská Bystrica	8 Jul 00
NMI	52.96	Koror	6 Aug 10			(Pančić, E. - Savić, M. - Mitrović, B. - Đapić, V.)	
		(Sapong, R. - Wonenberg, J. - Bennett, Yve. - Bennett, Yvo.)		SRI	43.89	Edmonton	11 Aug 01
NOR	43.94	Cheboksary	20 Jun 15			(Jayasinghe, S. - Sooriyaarachchi, S. - De Soysa, N. - Dharsha, D.)	
		(Pedersen, I. - Hansen, I. - Slettum, E. - Okparaebo, E.)		SSD	60.4	Gulu	24 Aug 17
NRU	53.45	Koror	26 Apr 03			(Clement, J. D. - ?)	
NZL	44.05	Sydney	3 Apr 22	STP	51.3	Folha Fedé	14 Sep 14
		(Wilson, L. - Elliott, R. - Hulls, G. - Hobbs, Z.)				(Semedo, G. - Gomes, S. - Pereira, A. - Lima, F.)	
OMA	47.67	Manama	26 Apr 15	SUD	47.43	Al-Qâhira	23 Nov 07
PAK	46.74	Kathmandu	6 Dec 19			(Bakhit, A. - Gubara, A. - El Jack, N. - Jabir, M.)	
		(Asra, S. - Parveen, N. - Gulzar, A. - Imran, E.)		SUI	42.05	Tokyo	5 Aug 21
PAN	46.42	Managua	22 Jun 19			(Dietsche, R. - Del Ponte, A. - Kambundji, M. - Kora, S.)	
		(Hunt, R. C. - Woodruff, G. - Mosquera, R. - Archibold, L.)		SUR	48.9	Cayenne	27 Mar 10
PAR	47.43	Cuenca	29 Sep 18			(Alberg, D. - Clark, D. - Lynch, S. - v. d. Vloot, R.)	
		(Duré, B. - Cáceres, S. - Báez, R. - Hiebert, X.)		SVK	44.65	Šamorín	4 Jun 16
PER	46.28	Santa Marta	23 Nov 17			(Šibová, V. - Kršáková, L. - Putalová, I. - Bezeková, A.)	
		(Mautino, P. - Torres, M. - Bazalar, D. - Delgado, G.)		SWE	43.61	Göteborg	27 Aug 05
PHI	44.57	New Clark City	9 Dec 19			(Rienas, E. - Klüft, C. - Kallur, J. - Kallur, S.)	
		(Corrales-Nelson, Z. - Richardson, - Ka.A. Richardson, - Ky.A. - Knott, K.)		SWZ	48.20	Bloemfontein	13 Apr 19
PLE	58.1	Damascus	5 May 94			(Mahlalela, B. - Dlamini, S. - Seyama, E. - Ndzinisa, Ph.)	
PLW	51.89	Koror	26 Apr 03	SYR	47.5	Damascus	23 Jul 87
						(Youhanoun, S. - Awad, S. - Moughrabi, A. - Saleh, H.)	
PNG	45.97	Apia	19 Jul 19	TAN	46.43	Christchurch	2 Feb 74
		(Monagi, A. - Beu, L. - Malamut, N. - Wisil, T.)				(Mfanya, R. - Mohamed, M. - Cheri, P. - Kyomo, N.)	
POL	42.68	Barcelona	1 Aug 10	TGA	48.61	Nikao	26 Sep 09
		(Popowicz, M. - Korczyńska, D. - Jeschke, M. - Wedler, W.)				(Pahulu, P. - Sikuvea, L. - To'a, M. - Feke, V.)	
POR	44.70	Leiria	20 Jun 09	THA	43.38	Nakhon R.	26 Jun 08
		(Vital, E. - Gomes, N. - Tavares, C. - Tavares, S.)				(Jaksunin, S. - Sanrat, N. - Klomdee, O. - Thavoncharoen, J.)	
PRK	47.69	Beijing	3 Oct 90	TJK	45.88	Moskva	18 Jun 83
		(Li Yong - Ae - Kim Sun - Nyo - Ra Mi - Sun - Kim Myong - Ok)				(Dorofeyeva, N. - Baydyuk, O. - Morar, S. - Batcheyeva, N.)	
				TKM	46.74	Almaty	7 Jun 08
						(Gokiyeva, M. - Ryabova, Y. - Nazarova, V. - Litvinova, A.)	
				TKS	48.85	Willemstad	16 Apr 17
						(Guerrier, A. - Sauver, H. - Sutherland, Sh. - Forbes, S.)	

COUNTRY	MARK	VENUE	DATE	COUNTRY	MARK	VENUE	DATE
TOG	46.92	Cape Coast	11 Jun 16	ASA	5:03.2	Pesega	28 May 83
TPE	44.58	Hiroshima	16 Oct 94 (Kao Yuh - Chuan - Chen Shu - Chen - Hsu Pei - Ching - Wang Hwei - Chen)	AUS	3:23.81	Sydney	30 Sep 00 (Peris, K. - Lewis, T. - Gainsford - Taylor, M. - Freeman, C.)
TTO	42.03	Beijing	29 Aug 15 (Baptiste, K. - A. - Ahye, M. - L. - Thomas, R. - Hackett, S.)	AUT	3:34.42	Südstadt	20 Jun 76 (Schinzel, S. - Burger, H. - Mühlbach, A. - Wildschek, C.)
TUN	46.98	Tunis	24 Jul 99 (Abid, N. - Dellagi, S. - Benhassine, A. - Hamrouni, A.)	AZE	3:44.40	Baku	22 Jun 15 (Mammadova, S. - Mammadli, A. - Hasanova, Z. - Komarova, A.)
TUR	44.71	Izmir	18 Jun 11 (Apak, S. - Engin, B. - Redif, M. - Karakuş, N.)	BAH	3:26.36	Río de Janeiro	19 Aug 16 (Clarke, L. - Strachan, A. - Cox, C. - Amertil, Ch.)
TUV	61.0	Funafuti	4 May 05 (Lepeni, M. - Fuamalo - Puaita - Futina)	BAN	3:52.59	Dhaka	8 Feb 10 (Akhter, J. - Khatun, K. - Putul, R. - Eva, I. J.)
UAE	52.25	Al-Kuwait	17 May 22 (Al-Kaabi, L. - Al-Blooshi, A. - Al-Blooshi, F. - Enqelya, M.)	BAR	3:30.72	Winnipeg	30 Jul 99 (Durant, J. - Blackett, A. - Straker, M. - Oxley, T.)
UGA	45.84	Nairobi	9 Aug 87 (Kyakutema, F. - Awora, M. - Buzu, G. - Aci, O.)	BDI	4:11.4	Bujumbura	23 Aug 92
UKR	42.04	London	10 Aug 12 (Povh, O. - Stuy, H. - Ryemyen, M. - Bryshina, Y.)	BEL	3:23.96	Tokyo	7 Aug 21 (v.d. Broeck, N. - Vervaeet, I. - Couckuyt, P. - Laus, C.)
URU	46.51	Sevilla	19 Jul 92 (Tiscornia, M. - Martirena, M. - Acerenza, S. - Acerenza, C.)	BEN	3:42.85	Porto Novo	24 May 09 (Saka, S. - Blessing Ayédou, B. M. - Yémalin, C. - Nasrou, K.)
USA	40.82	London	10 Aug 12 (Madison, T. - Felix, A. - Knight, B. - Jeter, C.)	BER	3:47.5	Philadelphia	24 Apr 76 (Wilson, B. - Bean, D. - Richards, V. - Jones, D.)
UZB	43.82	Moskva	20 Jun 83 (Shmonina, M. - Olenchenko, V. - Barbashina, E. - Vilisova, T.)	BIH	3:47.73	Sarajevo	19 Jun 83 (Šljivic, N. - Cvjetinovic, M. - Focak, J. - Mršic, M.)
VAN	49.03	Pirae	24 Aug 95 (Daruhi, O. - Mermer, A. - Bice, O. - Kapalu, M. E.)	BIZ	4:01.32	Managua	12 Dec 17 (Dirks, S. - Flores, T. - Carr, Ashantie - Carr, Ashontie)
	49.03	Port Vila	13 Dec 17 (Alatoa, J. - Kalopong, C. - Malres, L. - Nalin, R.)	BLR*	3:21.88	Osaka	2 Sep 07 (Yuschanka, Y. - Khlyusova, I. - Usovich, I. - Usovich, S.)
VEN	43.53	Xalapa	28 Nov 14 (Vargas, N. - Purica, A. - Villalobos, N. - Soto, N.)	BOL	3:42.11	Sucre	25 Nov 09 (Romero, M. - Arnéz, L. - Ugarte, D. - Sánchez, A.)
VIE	43.88	Kuala Lumpur	25 Aug 17 (Le Thi Mong Tuyen - Do Thi Quyen - Tran Thi Yen Hoa - Le Tu Chinh)	BOT	3:26.86	Gold Coast	14 Apr 18 (Moroko, G. - Botlogetswe, C. - Mathlaku, L. - Montsho, A.)
VIN	48.21	Port-of-Spain	13 Apr 98 (? - ? - Francis, C. - Richards, K.)	BRA	3:26.68	São Paulo	7 Aug 11 (Coutinho, G. - de Oliveira, B. - Sousa, J. - de Lima, J.)
YEM	54.87	Amman	11 Oct 08	BRN	3:30.61	Jakarta	30 Aug 18 (Jamal, A. - Jassim, I. E. - Odiong, E. O. - Nasser, S. E.)
ZAM	43.85	Lusaka	11 Apr 21 (Njobvu, R. - Katundu, L. - Mpondela, S. - Makumba, H.)	BRU	4:08.4	Manila	1 May 99 (Jumaat, M. - Hamid, N. - Tan, J. - Ali Akbar, A.)
ZIM	45.74	Harare	16 Sep 95 (Mawoko, D. - Dube, G. - Ncube, S. - Chidziva, P.)	BUL	3:25.81	Sofia	24 Jul 83 (Ilieva, K. - Stamenova, R. - Penkova, G. - Damyanova, S.)
Notes (*)							
BOL	46.17	Cochabamba	7 Jun 18 – subsequently annulled because of doping	BUR	3:48.19	Ouagadougou	10 Sep 17 (Combari, F. - Bancé, M. - Fofana, R. - Koala, F.)
GBS	Better marks reported by federation in 2013 to 2016 – questionable						
LIE	Federation accepts records with residential foreigners						
4 x 400 Metres Relay							
AFG‡	See indoor footnote						
AIA	4:05.65	Basseterre	6 Apr 15	CAN	3:21.21	Los Angeles	11 Aug 84 (Crooks, C. - Richardson, J. - Killingbeck, M. - Payne, M.)
ALB	3:39.40	Sérres	13 Aug 89 (Xhani, A. - Sina, V. - Vejkollari, A. - Bistika - Simo, R.)	CAY	3:54.60	Visby	1 Jul 99 (Robinson, C. - McCarthy, S. - Burke, C. - Mothersill, C.)
ALG	3:39.70	Radès	10 Aug 02 (Moussa, H. - Bouaoudia, S. - Touhami, N. - Arrous, S.)	CGO	3:49.46	Brazzaville	17 Sep 15 (Nguet, S. - Okounikalé, R. - Moliba, D. - Ngoye, A. N.)
AND	4:02.42	La Nucia	22 May 22 (Viñals, D. - Luque, B. - Cinca, A. - Martins, M.)	CHA	4:01.4	N'Djamena	6 Apr 96 (Soula, A. - Bague Peng, R. - Yorasse, A. - Neloumbeye)
ANG	4:06.4	Luanda	27 Aug 81 (Machado, M. - André, I. - Xavier, F. - Sepulveda, G.)	CHI	3:31.24	Yokohama	11 May 19 (Jiménez, I. - Echeverría, M. J. - Mackenna, F. - Weil, M.)
ANT	3:39.32	Los Angeles	10 Aug 84 (Joseph, J. - Charles, R. - Stevens, M. - Bryan, L.)	CHN	3:24.28	Beijing	13 Sep 93 (An Xiaohong - Bai Xiaoyun - Cao Chunying - Ma Yuqin)
ARG	3:35.96	Cochabamba	8 Jun 18 (Diogo, M. A. - Barón, V. - Martínez, N. - Chiappe, F.)	CIV	3:37.58	Casablanca	18 Jul 89 (Koné, A. - Koré, L. - Womplou, M. - N'Drin, C.)
ARM‡	3:49.26	Reykjavík	19 Jun 11 (Bulghardaryan, G. - Telesheva, A. - Sharoyan, A. - Karayan, L.)	CMR	3:27.08	Paris (St. Denis)	31 Aug 03 (Nguimgo, M. - Kaboud, C. - Atangana, D. B. - Bewouda, H.)
ARU	4:42.70	Oranjestad	12 Nov 21 (Leyuez, Q. - Werleman, L. - Saavedra, D. - Wehl, E.)	COD	4:01.72	Brazzaville	20 Jun 10 (Malonga - Ilunga - Mboyibala, P. - Dikivakuaku)
				COK	4:21.72	Avarua	9 Aug 85 (Sawtell, A. - Tierney, E. - Ngaata, L. - Vogel, T.)
				COL	3:29.94	Guadalajara	28 Oct 11 (Oliveros, P. - González, N. - Aguilar, E. - Padilla, Y.)

COUNTRY	MARK	VENUE	DATE	COUNTRY	MARK	VENUE	DATE
COM	4:18.3	Mutsamudu	17 Apr 16	HKG	3:50.29	Taipei	15 Jun 14 (Chua Yan Ching - Chan Yee Kee - Poon Han Wai - Lam Ho Yan)
CRC	3:40.23	Barranquilla	2 Aug 18 (Harris, I. - Scott, Sh. - Rojas, D. - Bermúdez, D.)	HON	4:14.3	Tegucigalpa	12 Jan 90 (Ávila, M. - Arriola, P. - Sierra, R. - Ochoa, D.)
CRO	3:34.44	Zenica	24 Jun 07 (Parlov, S. - Banović, A. - Perišić, V. - Grgić, D.)	HUN	3:27.86	Moskva	1 Aug 80 (Orosz, I. - Forgács, J. - Szigeti - Tóth, E. - Pál, I.)
CUB	3:23.21	Beijing	23 Aug 08 (Díaz, R. - Calatayud, Z. - Clement, S. - Terrero, I.)	INA	3:42.25	Jakarta	29 Sep 85 (Maspaiteilla, H. - Wahjuni, I. - Lekransy, M. - Tahapary, E.)
CYP	3:41.52	Limassol	20 Jun 21 (Alexandrou, T. - Kountouri, K. - Stavrou, K. - Artymata, E.)	IND	3:26.89	Athína	27 Aug 04 (Kaur, R. - Beenamol, K. M. - Soman, C. - Kaur, M.)
CZE	3:20.32	Helsinki	14 Aug 83 (Kocembová, T. - Matějkořičová, M. - Moravčíková, Z. - Kratochvílová, J.)	IRI	3:51.04	Tehran	16 Sep 21 (Samari, H. - Mahmoudi, Sh. - Kakoli, E. - Mahmoudi, M.)
DEN	3:36.2a	Athína (NF)	19 Sep 69 (Jennes, B. - Hoyler, A. - Lund, A. - Damm - Olesen, A.)	IRL	3:27.48	Daegu	2 Sep 11 (Andrews-Heffernan, M. - Cuddihy, J. - Bergin, C. - Carey, M.)
DJI	4:58.6	Djibouti	19 Apr 08 (Miguil, A. - Saleh, K. - Idriss, Mar. - Ali, M.)	IRQ	3:43.60	Aleppo	20 Sep 10 (Al - Qaysi, A. H. - Mahmoud, Z. S. - Abdulrazzak, D. H. - Mahmoud Ieso, K.)
DMA	4:06.4	Basseterre	13 May 90 (Charles, C. - Joseph, E. - Bonnie, O. - Williams, D.)	ISL	3:38.96	Fana	29 Jun 96 (Geirlaugsdóttir - Halldórsdóttir - Gestsdóttir - Arnadóttir)
DOM	3:30.02	lbagué	25 Apr 21 (Paulino, M. - Medina, A. - Durán, M. - Cofil, F.)	ISR	3:32.99	Paris (St. Denis)	30 Aug 03 (Lenskiy, I. - Gnezdilov, S. - Morad, A. - Tkach, A.)
ECU	3:41.42	Sucre	25 Nov 09 (Chávez, É. - Corozo, M. - Núñez, L. - Jaramillo, L.)	ISV	3:50.15	St George's	24 Apr 00
EGY	3:50.19	Al-Qâhira	8 Apr 19 (Mahmoud Ali, S.)	ITA	3:25.16	Río de Janeiro	19 Aug 16 (Chigbolu, M. - Spacca, M. E. - Folorunso, A. - Grenot, L.)
ERI	3:56.1	Asmara	9 Jun 13 (Weldu, N. - Ghede, M. - Teshome, K. - Mohamed, R.)	IVB	3:34.76	St. George's	2 Jul 17 (Kelly, A. - Warner, L. - Moses, T. - Defreitas, B.)
ESA	3:48.24	San Salvador	6 Dec 02 (Quijano, V. - Hernández, K. - Quezada, A. - Martínez, A.)	JAM	3:18.71	Daegu	3 Sep 11 (Whyte, R. - Prendergast, D. - Williams-Mills, N. - Williams, S.)
ESP	3:27.57	Tokyo	1 Sep 91 (Merino, J. - Lacambra, B. - Myers, S. - Ferrer, G.)	JOR	4:01.28	Latakia	10 Sep 92 (Da'abes, I. - Al - Majali, M. - Al - Matari, A. - Haddad, S.)
EST	3:36.82	Odense	24 Jun 07 (Duman, J. - Kiirats, K. - Uljas, E. - Mägi, M.)	JPN	3:28.91	Beijing	29 Aug 15 (Aoyama, S. - Ichikawa, K. - Chiba, A. - Aoki, S.)
ETH	3:36.85	Calabar	25 Jun 11	KAZ	3:30.03	Guangzhou	26 Nov 10 (Maslenko, M. - Yalovtseva, V. - Matsko, M. - Tereshkova, O.)
FIJ	3:41.03	Apia	8 Sep 07 (Odro, T. - Korowaqa, P. - Navukitu, A. - Batimala, M.)	KEN	3:28.94	Nairobi	12 Aug 87 (Shitandayi, G. - Wanjiru, F. - Kavaya, E. - Chepkurui, F.)
FIN	3:25.7a	Roma	8 Sep 74 (Eklund, M. - Pursiainen, M. - L. - Wilmi, P. - Salin, R.)	KGZ	3:38.7	Tashkent	15 May 89 (Derevyankina, L. - Ship, L. - Sukhanova, I. - Bezayeva, E.)
FRA	3:22.34	Helsinki	14 Aug 94 (Landre, F. - Dorsile, V. - Élien, É. - Pérec, M. J.)	KIR	4:48.3	Bairiki	10 Jul 09 (Taburimai, M. - Martin, B. - Kaireiti, A. - Temaka, T.)
FSM	4:20.90	Abay	19 Jul 18 (Bartolome, M. - Shigetá, D. - Jonah, D. - Leit, E.)	KOR	3:39.90	Incheon	2 Oct 14 (Min Ji - Hyun - Oh Se - Ra - Park Mi - Jin - Jo Eun - Ju)
GAB	3:54.8	Yaoundé	16 Jun 96 (Obone, G. - Azogoua, F. - Obone, P. - Zangy, D.)	KOS	4:00.03	Skopje	11 Aug 19 (Hajdini, R. - Peci, L. - Bojaxhiu, A. - Deliu, A.)
GAM	3:52.8	Conakry	14 May 17	KUW	4:25.16	Al-Kuwait	18 May 22 (Al-Roumi, A. - Al-Suraiei, F. - Rashed, D. I. - Failakawi, F. A.)
GBR	3:20.04	Osaka	2 Sep 07 (Ohuruogu, C. - Okoro, M. - McConnell, L. - Sanders, N.)	LAO	4:09.19	Vientiane	18-20 Sep 14
GBS	4:21.09	Bissau	3 Jun 07	LAT	3:30.2	Moskva	30 Jul 75 (Dundere, A. - Štúla, S. - Barkâne, I. - Klimoviča, I.)
GEO	3:39.4	Tbilisi	29 May 83 (Azarashvili, M. - Mikhelidse, O. - Abramova, L. - Onyashvili, Z.)	LBN	3:53.90	Jamhour	3 Aug 02 (Taslakian, G. - Saikaly, N. - Bejjani, R. - Hamze, M.)
GER	3:15.92	Erfurt	3 Jun 84 (Walther, G. - Busch, S. - RübSam, D. - Koch, M.)	LBR	3:33.24	Porto Novo	1 Jul 12 (Kutu - Akoi, Ph. - McIntosh, R. - Cooper, A. - Luogon, K.)
GHA	3:35.55	Alger	27 Jul 78 (Opoku, H. - Bakari, G. - Aidoo, G. - Afriyie, H.)	LCA	3:51.51	Vieux Fort	17 Jun 18 (Hippolye, M. - Louis, M. - Sealy, J. - Charles, K.)
GIB	4:09.90	Gibraltar	12 Jul 19	LES	4:14.9	Maseru	6 Apr 90
GRE	3:26.33	Bydgoszcz	20 Jun 04 (Kaidantzí, O. - Goudenoúdi, H. - Boudá, C. - Halkiá, F.)	LTU	3:27.54	Moskva	22 Jun 83 (Navickaitė, M. - Valiulienė, T. - Mendzarytė, A. - Ambrazienė, A.)
GRN	3:32.99	St George's	6 Jul 03 (George, K. - Bernard-Thomas, N. - Morain, J.-A. - Regis, H.-A.)	LUX	3:44.13	Baku	22 Jun 15 (Krumlovsky, T. - Mathias, C. - Nobili, M. - Reuland, K.)
GUA	3:53.83	La Habana	27 May 01 (Rodríguez, R. - Oliveros, S. - Valenzuela, P. - Hurtado, A.)	MAC†	4:05.31	Macao	26 May 17 (Lam Choi leng - Ng Weng lan - Wong Pui San - Loi Im Lan)
GUI	4:02.4	Conakry	14 May 17	MAD	3:35.02	Antananarivo	5 Sep 97 (Jonary - Razaiarimalala - Rahanitraririana - Ratsimbazafy)
GUM	4:10.22	Apia	19 Jul 19 (Tugade, Ri. - Bowman, A. - Tugade, Re. - Packbier, M.)	MAR	3:33.91	Tarragona	30 Jun 18 (Raziki, A. - Akkaoui, M. - Ouardi, L. - Arrafi, R.)
GUY*	3:45.08	West Long Beach	14 Jun 08 (DeCruise, Ashlynn - Pompey, A. - Corlette, A. - DeCruise, Ashley)				

COUNTRY MARK	VENUE	DATE	COUNTRY MARK	VENUE	DATE
MAS 3:35.83	Singapore	17 Jun 93	POR 3:29.38	Barcelona	7 Aug 92
(Shanti, R. - Singarayar, J. M. - Shanti, G. - Abdul Salam, R.)			(Moreira, M. - Coelho, E. - Amaral, E. - Jardim, L.)		
MAW 4:01.6	Zomba	29 Jun 13	PRK 3:48.18	Bangkok	19 Dec 78
			(Chang Geun - Ok - Chang Yong - Ae - Chung Dong - Sun - Kim Ok - Sun)		
MDA 3:35.9	Tbilisi	31 May 87	PUR 3:30.81	Edmonton	11 Aug 01
(Ivanova, T. - Dudina, N. - Bologan, A. - Glavenko, L.)			(Castro, M. - Harrison, Y. - Moya, S. - Ortíz, Y.)		
MDV 4:15.0	Malé	23 Apr 11	PYF 3:59.53	Nouméa	18 Dec 87
(Hana, M. - Hilmy, S. I. - Mohamed, R. - Moosa, A. Z.)			(Boyer, V. - Sanford, K. - Marraud, M. - L. - Ley, L.)		
MEX 3:27.14	Osaka	1 Sep 07	QAT 4:24.80	Amman	28 Aug 08
(Rodríguez, Z. - Medina, G. - Vela, N. - Guevara, A.)			(Janardhanan, J. - Al - Abdullah, N. N. - Al - Meamari, A. M. - Sassani, F. M.)		
MGL† 3:56.9	Ulaanbaatar	20 Jul 19	ROU 3:25.68	Paris	20 Jun 99
			(Ruicu, O. - Ripanu, A. - Barbu, A. - Tîrlea, I.)		
MHL 5:02.28	Susupe	28 Jun 06	RSA 3:28.49	Durban	26 Jun 16
(Aimos, N. - Fisher, C. A. - Kabua, D. - Kabua, T.)			(Griesel, J. - Palfraam, J. - Nel, W. - Semenya, C.)		
MKD 3:54.61	Istanbul	15 Sep 02	RUS 3:18.38	Stuttgart	22 Aug 93
(Josifovska, I. - Dudic, K. - Matevska, A. - Blaževska, V.)			(Ruzina, Y. - Alekseyeva, T. - Ponomaryova, M. - Privalova, I.)		
MLI 3:45.20	Bamako	13 Apr 08	RWA 3:58.3	Eldoret	3 Sep 16
(Koïta, Y. - Camara, K. - Gassama, R. - Traoré, D.)			(Akingeneye, C.)		
MLT 3:45.69	Marsa	7 Jun 03	SAM 4:09.88	Apia	15 Sep 83
(Attard, C. - Spiteri, S. - Pace, C. - Blake, T.)			(Schwalger, F. - Peterson, K. - Keil, M. - ?)		
MNE 3:54.46	Beograd	5 Jul 92	SEN 3:28.02	Sydney	29 Sep 00
(Tripković, S. - Drobnjak, D. - Perutović, J. - Srdanović, D.)			(Diop, A. - Diouf, M. T. - Diouf, A. - Thiam, A. M.)		
MOZ 3:47.6	Harare	3 Jul 05	SEY 3:52.38	Bambous	6 Sep 03
			(Larue, R. - Laporte, C. - Anacoura, B. - Hoareau, J.)		
MRI 3:39.92	Antananarivo	30 Aug 90	SGP 3:40.58	Singapore	11 Jun 15
(Govinden, S. - Quirin, G. - Duvergé, C. - Seebaluck, S.)			(Piriyah, T. - Prasad, D. L. - Goh Chui Ling - Pereira, S. V.)		
MTN 4:52.4	Nouakchott	27 Jul 12	SKN 3:35.12	Atlanta	2 Aug 96
			(Prentice, B. - Francis, D. - Bass, V. - Wigley, T.)		
MYA 3:35.1	Yangon	30 Aug 05	SLE 3:45.0	Freetown	26 Dec 17
(Yin Y. Khine - Myint M. Aye - Lai Lai Win - Kay Khine Lwin)					
NAM 3:40.21	Nassau	3 May 15	SLO* 3:30.90	Stara Zagora	20 Jun 21
(Herunga, T. - Mayova, G. - Kandovazu, M. - Klaasman, L.)			(Zupin, A. - Smonkar, J. - Pogorevs, M. - Horvat, A.)		
NCA 3:52.49	Cd. de Panamá	19 Apr 10	SMR 4:07.20	Limassol	20 Jun 21
(Narváes, I. - Aguilera, J. - Cuadra, K. - Romero, V.)			(Bucci, S. - Berti, B. - Orsi, G. - Bollini, M.)		
NED 3:23.74	Tokyo	7 Aug 21	SOL 4:08.03	Apia	8 Sep 07
(Klaver, L. - De Witte, Li. - De Witte, La. - Bol, F.)			(Taurikeni, J. - Fataea, J. - Flory, L. - Kwalea, P.)		
NEP 4:02.5	Dang	21 Apr 19	SOM 4:12.76	Nairobi	11 Aug 87
(Chaudhary, K. - Khatri, T. - Meche, S. - Bhattarai, S.)			(Jilalow, F. I. - Ahmed, H. A. - Adawe, M. A. - Abdi, J. I.)		
NGR 3:21.04	Atlanta	3 Aug 96	SRB 3:34.64	Stara Zagora	21 Jul 18
(Afolabi, B. - Yusuf, F. - Opara, C. - Ogunkoya, F.)			(Barjaktarović, Z. - Salaški, T. - Kalicanin, B. - Cirić, M.)		
NIG 3:50.30	Niamey	21 Jul 19	SRI 3:35.06	Doha	24 Apr 19
			(Ramanayake, N. - Kumarsinghe, D. M. - Rathnakumari, U. - Nimali, W. K. L. A.)		
NMI 4:24.43	Abay	19 Jul 18	SSD 4:18.2	Gulu	25 Aug 17
(Millare, T. - Castillo, J. - Sapong, Z. - Santos, E.)			(Augusto, M. N. - ?)		
NOR 3:31.73	Amsterdam	9 Jul 16	STP 4:06.14	Lisboa	13 Jul 09
(Hauge, B. - Jensen, S. - Hansen, I. - Kloster, L.)			(Santo, G. - Quaresma, L. - Bonfim, C. - Leal, L.)		
NRU 4:28.47	Nuku'alofa	30 Aug 89	SUD 3:34.84	Alger	22 Jul 07
			(El Jack, N. - Omar, F. J. - Musa, H. R. - Jabir, M.)		
NZL 3:34.62	Glasgow	1 Aug 14	SUI 3:25.90	Tokyo	5 Aug 21
(Bing, P. - Cull, B. - Ballantyne, Z. - Jones, L.)			(Sprunger, L. - Lemmens, S. - Pellaud, R. - Giger, Y.)		
OMA 4:30.09	Palembang	28 Sep 13	SUR 4:00.5	Cayenne	28 Mar 10
(Al - Alaoui, M. K. - Al - Habsi, S. S. - Al - Asmi, H. H. - Al - Yacoobi, B. A.)			(Diko, G. - Clark, D. - Toemere, I. - v. d. Vloot, R.)		
PAK 3:41.74	Kathmandu	7 Dec 19	SVK 3:31.66	Amsterdam	9 Jul 16
(Asra, S. - Gulzar, A. - Ashiq, R. - Parveen, N.)			(Šalgovicová, S. - Štuková, A. - Bezeková, A. - Putalová, I.)		
PAN 3:49.75	San Pedro Sula	13 Dec 97	SWE 3:31.28	Gävle	19 Jun 05
(Sánchez, I. - Ruíz, Z. - Moreno, V. - Alcázar, R.)			(Björkman, E. - Klüft, C. - Stuhmann, E. - Aruhn, L.)		
PAR 3:59.30	Asunción	27 Sep 15	SWZ 3:59.55	Gaborone	30 May 04
(Gómez, L. - Wilms, C. - Amarilla, F. - Caballero, H.)					
PER 3:42.74	Lima	26 May 19	SYR 3:49.48	Damascus	13 Sep 04
(Manrique, E. - Cardoza, K. - Torres, M. - Alonso, T.)			(Mohamed, G. - Al - Boza, F. - Mashadani, H. - Saleh, M. R.)		
PHI 3:40.9	Manila	17 May 93	TAN 3:53.7	Zanzibar	6 Jul 03
(Muros, E. - Balatulan, P. - Sinoro, R. - De Vega, L.)			(John, L. - Japhet, P. - James, B. - Genatus, B.)		
PLE 4:53.1	Latakia	19 Aug 92	TGA 3:59.75	Nuku'alofa	30 Aug 89
(Kabaoui, R. - Kabakali, M. - Samra, H. - Kantar, M.)			(Makisi, M. - Tapu, T. - Tupou, T. - Aho, S.)		
PLW 4:26.20	Suva	12 Jul 03	THA 3:33.16	Incheon	2 Oct 14
(Florencio, N. - Black, P. - Koshiba, P. - Mazo, A.)			(Hoemhuk, P. - Eng Chuan, A. - Srimuang, K. - Yongphan, T.)		
PNG 3:40.40	New Delhi	11 Oct 10	TJK 3:46.2	Moskva	21 Jun 83
(Barua, B. - Dell, S. - Philemon, H. - Wisil, T.)			(Averyanova, V. - Tadzhijeva, F. - Guz, O. - Gerus, T.)		
POL 3:20.53	Tokyo	7 Aug 21	TKM 3:41.49	Donetsk	7 Jul 89
(Kaczmarek, N. - Baumgart-Witan, I. - Holub-K., M. - Świąty-Ersetic, J.)			(Sergienko, N. - Oganessian, M. - Oganessian, L. - Zubkova, S.)		

COUNTRY	MARK	VENUE	DATE	COUNTRY	MARK	VENUE	DATE
TKS	4:17.51	Nassau	2 Apr 18	BEN	3:48.52	Cape Coast	21 May 22
		(Butler, Z. - Prince, A. - Joseph, A. - Anara, A.)					
TOG	3:57.55	Lomé	15 May 11	BLR†	3:16.65	Erzurum	13 Jun 21
TPE	3:39.88	Jakarta	29 Sep 85			(Valodzkina, R. - Bliznets, Y. - Mikhailova, H. - Vasileuski, A.)	
		(Hsu Yi - Ling - Shen Su - Feng - Jen Fen - Ruu - Lai Lee - Chiao)		BOL	3:50.17	Tarija	14 May 17
TTO	3:30.37	Nassau	10 Jul 16			(Carballo, L. - Sotomayor, A. - Sotomayor, L. - Grajeda, C.)	
		(Bellille, J. - Selvon, K. - McKnight, S. - Williams, D.)		BOT	3:20.71	Maun	1 Feb 20
TUN	3:41.19	Radès	25 Jun 03			(Nkobolo, O. - Moroko, G. - Nowe, O. - Nzamani, D.)	
		(Najeh, S. - Nakhli, A. - Chaouachi, M. - Benhassine, A.)		BRA	3:15.89	Tokyo	30 Jul 21
TUR*	3:33.11	Vila Real de Santo António	29 May 11			(de Oliveira, P. L. - Marinho, T. - Carvalho, T. - Henriques, A.)	
		(Apak, S. - Engin, B. - Aydin, M. - Redif, M.)		BRN	3:11.82	Doha	29 Sep 19
TUV	5:20.9	Vaitupu	8 Apr 11			(Isah, M. - Jamal, A. - Naser, S.E. - Abbas, A.A.)	
UAE	4:09.70	Muscat	15 Mar 15	BUL	3:29.25	Minsk	23 Jun 19
						(Georgieva, L. - Georgiev, N. - Borukova, K. - Stoyanov, Z.)	
UGA	3:32.25	Rabat	30 Aug 19	BUR	3:33.85	Zaria	30 May 21
		(Akullu, W.S. - Nabirye, N. - Nanziri, E. - Shida, L.)					
UKR	3:21.94	Kyiv	17 Jul 86	CAM	3:57.85	Semarang	20 Jul 19
		(Dzhigalova, L. - Olizarenko, N. - Pinigina, M. - Vladykina, O.)				(Phan, P. - Ben, S. - Lai, P. - Korn, P.)	
URU	3:40.19	Manaus	30 Jun 91	CAN	3:16.76	Doha	28 Sep 19
		(Justet, I. - Acerenza, S. - Abel, L. - Acerenza, C.)				(Cole, A. - Stiverne, A. - Price, M. - Osei, P.)	
USA	3:15.51	Seoul	1 Oct 88	CHI	3:32.13	Cali	30 Nov 14
		(Howard, D. - Dixon, D. - Brisco, V. - Griffith - Joyner, F.)				(Mendoza, M. - Faulbaum, E. - Marín, C. - Tagle, M.)	
UZB	3:33.07	Bangkok	18 May 00	CHN	3:17.41	Xian	23 Sep 21
		(Vorobyeva, I. - Piskunova, Y. - Kremlyova, Y. - Senkina, N.)				(Liu Yinglan - Mou Chunjun - Yang Huizhen - Yang Lei)	
VAN	3:57.50	Pirae	24 Aug 95	CIV	3:46.37	Cape Coast	21 May 22
		(Daruhi, O. - Mermer, A. - Bice, O. - Kapalu, M. E.)					
VEN	3:34.30	Barquisimeto	22 Jun 03	COL	3:17.61	Chorzów	1 May 21
		(Álvares, W. - Alfonso, A. - García, Y. - Pacheco, E.)				(Perlaza, J. - Escobar, R. - Padilla, J. - Zambrano, A.)	
VIE	3:31.46	Singapore	11 Jun 15	CRC	3:45.26	San José/CRC	11 Jul 21
		(Ng. Thi Oanh - Ng. Thi Thuy - Quach Thi Lan - Ng. Thi Huyen)				(Muñoz, A. - Hawkes, I. - Calderón, N. - García, I.)	
VIN	3:48.24	Nassau	2 Apr 18	CRO	3:28.13	Zagreb	28 Apr 18
		(Richards, A. Malone, S. - Vincent, Z. - Woodley, T.)				(Puljko, K - Haber Zelanto, W. - Cukman, H. - Cepuš, S.)	
YEM	4:27.52	Amman	11 Oct 08	CUB	3:18.39	La Habana	12 Mar 22
						(Pintado, R. - Almanza, R. - Casi, E. - Castillo, L.)	
ZAM	3:33.69	Lusaka	27 Sep 14	CYP	3:32.61	Minsk	23 Jun 19
						(Konstantinos, C. - Katsari, C. - Kountouri, K. - Spyrou, S.)	
ZIM	3:46.98	Harare	2 Jun 96	CZE	3:14.84	Kladno	15 Jun 21
						(Šorm, P. - Maslák, P. - Vondrová, L. - Maliková, B.)	
<i>Superior indoor bests not ratified by federation as outright records (‡)</i>							
AFG	4:53.96	Tehran	15 Feb 13	DEN	3:24.72	Minsk	25 Jun 19
ARM	3:49.18	Istanbul	27 Feb 16			(Lundholm Nielsen, G. - Buchwald, Z. - Petersen, S.S. - Hartling, N.)	
MAC	3:58.85	Macao	1 Nov 07	DMA	4:01.45	Fort-de-France	28 May 22
MGL	3:54.87	Macao	1 Nov 07				
Notes (*)							
BLR	3:21.85	(Kozak, A. - Khliustava, I. - Usovich, I. - Usovich, S.)		DOM	3:10.21	Tokyo	31 Jul 21
		Beijing 23 Aug 08 – annulled due to doping violation by S. Usovich				(Féliz, L. - Paulino, M. - Medina, A. - Ogando, A.)	
GUY		There are doubts as to the citizenship of the relay members.		ECU	3:27.97	Guayaquil	30 May 21
		Alternative record – 3:45.20 Fort-de-France 21 Apr 14				(Colorado, A. - Villalba, V. - Mercado, E. - Minda, A.)	
SLO	3:32.50	Milano 24 Jun 07 – annulled because of doping violation of Jolanda Čeplak		ESA	3:49.03	Querétaro	7 Jul 19
TUR	3:29.40	(Engin, B. - Aydin, M. - Redif, M. - Saka, P.) Izmir 19 Jun 11 – subsequently annulled for doping disqualification of Pinar Saka				(Almendárez, N. - Braghieri, P. - Aragón, D. - Vidal, S.)	
				ESP	3:13.29	Tokyo	30 Jul 21
						(García, S. - Bueno, L. - Bokesa, A. - Erta, B.)	
				EST	3:24.11	Minsk	25 Jun 19
						(Roose, L. - Jagor, J. - Niit, M. - Meier, H.)	
				ETH	3:24.5	Addis Ababa	26 Dec 21
						(Tolosa, W. - Tadese, H. - Assefa, M. - Dguma, T.)	
				FRA	3:17.17	Doha	28 Sep 19
						(Anne, M.I. - Brossier, A. - Raharolahy, A. - Jordier, T.)	
				GBR	3:11.95	Tokyo	30 Jul 21
						(Chalmers, C. - Clark, Z. - Diamond, E. - Thompson, L.)	
				GER	3:12.94	Tokyo	30 Jul 21
						(Schlegel, M. - Schwab, C. - Spelmeyer-Preuss, R.S. - Sanders, M.)	
				GHA	3:32.87	Cape Coast	21 May 22
				GRE	3:20.81	Minsk	26 Jun 19
						(Nákos, K. - Mourta, D. - Karkalátou, E. I. - Alexandridis, A.)	
				GUM	4:02.38	Townsville	26 Jun 19
						(De La Paz, M. - Dimalanta, P. - Criss, G. - Ruder, C.)	
				HUN	3:25.01	Minsk	26 Jun 19
						(Tasi, T. - Simon, V. - Nádházy, E. - Boda, B.)	

Universal 4 x 400 Metres Relay

ANT	3:40.87	Fort-de-France	28 May 22
		(McIntosh, M. - Fleming, D. - Dyett, A. - Gardener, O.)	
ARG	3:23.77	Guayaquil	30 May 21
		(Paris, L. - Diogo, M.A. - Martínez, N. - Larregina, E.)	
AUS	3:17.00	Gold Coast	12 Jun 21
		(Obaya, B. - Rubie-Renshaw, A. - Gunn, T. - Beck, A.)	
BAH	3:14.42	Nassau	23 Apr 17
		(Gardiner, S. - Miller-Uibo, S. - Strachan, A. - Mathieu, M.)	
BAR	3:42.19	Bridgetown	17 Jul 21
(
BEL	3:11.51	Tokyo	31 Jul 21
		(Borlée, D. - Vervaeke, I. - Laus, C. - Borlée, K.)	

COUNTRY	MARK	NAME	VENUE	DATE	COUNTRY	MARK	NAME	VENUE	DATE
INA	3:29.96		Jakarta	28 Aug 18	PUR	3:40.24		Querétaro	7 Jul 19
		(Astriyanto, H. - Mardiliningasih, G. A. - Rahman, A. - Maulidah)						(Parrilla, M. - Rivera, J. - Rodríguez, P. - Torres, G.)	
IND	3:15.71		Jakarta	28 Aug 18	ROU	3:21.68		Minsk	25 Jun 19
		(Anas, M. - Poovamma, M. R. - Das, H. - Rajiv, A.)						(Belgyan, S. - Bălan, C.D. - Pislaru, M. C. - Radu, C.)	
IRL	3:12.88		Tokyo	30 Jul 21	RSA	3:19.18		Chorzów	1 May 21
		(Greene, C. - Healey, Ph. - Becker, S. - O'Donnell, Ch.)						(Khuzwayo, U. - Mpti, D. - Bield, T. - Dikgale, R.)	
ISR	3:34.99		Pitești	11 May 19	RUS	3:21.02		Minsk	23 Jun 19
		(Kadmon)						(Chaly, T. - Rudakova, V. - Miller, P. - Kolesnichenko, V.)	
ITA	3:13.51		Tokyo	30 Jul 21	SEN	3:20.19		Lagos	27 Jun 21
		(Scotti, E. - Mangione, A. - Borga, R. - Aceti, V.)						(Yama, T. - Mbengué, I. - Mané, M.B. - Diouf, C.T.)	
JAM	3:11.76		Tokyo	30 Jul 21	SGP	3:33.26		Singapore	11 Jun 21
		(Bailey, S. - Bromfield, J. - Williams, St-A. - Bartley, K.)						(Pereira, S.V. - Quek, C. - Ow Yeong wei Bin - Goh Chui Ling, C.)	
JPN	3:16.67		Osaka	1 Jun 21	SKN	3:37.88		Nassau	23 Jul 17
		(Aoyama, S. - Matsumoto, N. - Sato, K. - Kawabata, K.)						(Chapman, L. - Clavier, N. - Francis, J. - Vanterpool, A.)	
KAZ	3:19.52		Jakarta	28 Aug 18	SLE	3:29.93		Zaria	30 May 21
		(Golendova, S. - Koblov, D. - Mikhina, E. - Litvin, M.)							
KEN	3:16.21		Nairobi	18 Jun 21	SLO	3:20.66		Minsk	23 Jun 19
		(Momanyi, J.N. - Kalii, H. - Moora, M. - Kipruto, C.)						(Smonkar, J. - Horvat, A. - Mesec Košir, L. - Janežič, L.)	
KGZ	3:49.78		Almaty	30 May 19	SRI	3:26.39		Nairobi	18 Aug 21
		(Vlasenko, D. - Khan, U. - Kalikyzy, A. - Borodina, A.)						(Bandara, U. - Karunaratne, D. - Lakshani, I. - Abewardhana, M.)	
KOR	3:28.34		Daegu	22 Apr 22	SUI	3:19.68		Zug	20 Sep 20
		(Jang Ji-Yong - Lee Jun - Kang Da-Seul - Han Jung-Mi)						(Petrucciani, R. - Lemmens, S. - Giger, Y. - Reais, W.J.)	
LAT	3:29.74		Ogre	1 Aug 21	SVK	3:19.66		Chorzów	1 May 21
		(Ziverte, M.A. - Sarmule, P. - Gržibovskis, M. - Lašenko, D.)						(Murcko, O. - Pupalová, I. - Zapletalová, E. - Bujna, Š.)	
LBR	3:52.0		Monrovia	8-16 Jan 22	SWZ	3:57.35		Maseru	11 Dec 21
								(Shongwe, L. - Gwindza, L. - Simelane, N. - Nkhambule, M.)	
LCA	3:47.32		Fort-de-France	28 May 22	THA	3:19.29		Hanoi	14 May 22
		(Hilaire, S. - Smith, K. - Jules, N. - James, K.)						(Punpa, S. - Poolkerd, S. - Atkinson, J. - Nontanam, B.)	
LES	4:01.53		Maseru	11 Dec 21	TJK	3:27.35		Doha	23 Apr 19
		(Makoala, I. - Koeshe, M. - Marinakhoe, P. - Monyobo, P.)						(Pulotov, A. - Sharifova, G. - Pronzhenko, K. - Derepaskin, G.)	
LTU	3:23.75		Minsk	23 Jun 19	TKM	3:41.7		Ashkhabad	3 Jun 20
		(Janauskas, A. - Morauskaitė, M. - Krūminaitė, E. - Pacevičius, R.)						(Meredova, V. - Hudaybergenova, O. - Sadulayev, A. - Orazov, A.)	
MAS	3:30.15		New Clark City	7 Dec 19	TKS	3:47.19		Nassau	23 Jul 17
		(Roslan, A. W. - Mohd Yusuf, F. F. - Chyi, T. K. - Suhaimi, M. I.)						(Campbell, J. - Bernardin, R. - Jennings, C. - Howell, A.)	
MAW	3:50.84		Maseru	11 Dec 21	TLS	4:01.7		Dili	30 Jul 20
		(Mponda, F. - Gondwe, D. - Nyirenda, A. - Kachingwe, M.)							
MEX	3:28.37		Monterrey	3 Jul 21	TPE	3:40.10		Taipei	28 May 22
		(Vázquez, M. - Constantino, B. - Zamudio, C. - Díaz, A.)							
MLI	3:49.1		Sikasso	12 Jun 21	TTO	3:15.09		Nassau	28 Jun 21
		(Dembélé, K. - Samaké, O. - Diallo, R. - Sangaré, M.)						(St. Hilaire, D. - Serville, R-A. - McNight, S. - Lendore, D.)	
MRI	3:37.65		Réduit	19 Dec 20	TUR	3:14.80		Erzurum	27 Jun 21
		(Tengry, P. - Marianne, J. - Raboude, V. - Anthony, A.)						(Akçam, B. - Polat, E. - Yildirim, D. - Copello, Y.)	
MYA	3:37.0		Nay Pyi Taw	17 Feb 20	UGA	3:29.80		Kampala	19 Mar 22
								(Banura, M. - Ongee, F. - Apio, A. - Williamson, O.)	
NAM	3:41.83		Windhoek	12 Mar 22	UKR	3:14.06		Erzurum	27 Jun 21
		(Bock, M. - Goreseb, W. - Vass, N. - Fikunawa, H.)						(Barabanov, M. - Klymyuk, K. - Lohvynenko, A. - Pohorilko, O.)	
NCA	3:44.49		Managua	29 May 21	URU	3:38.71		Montevideo	26 Mar 22
		(Narváez, I. - Palma, O. - Ruiz, J. - Mayorga, D.)						(Rodríguez, M. - Filipo, N. - Campero, B. - Bonaudi, M.)	
NED	3:10.36		Tokyo	31 Jul 21	USA	3:09.34		Doha	29 Sep 19
		(Bonevacía, L. - Klaver, L. - Bol, F. - Ramsey, A.)						(London, W. - Felix, A. - Okolo, C. - Cherry, M.)	
NGR	3:13.60		Tokyo	30 Jul 21	UZB	3:31.98		Tashkent	28 May 22
		(Ojeli, I.E. - Uko, I.N. - Nathaniel, S.O. - George, P.)						(Kharisov, A. - Bannayev, K. - Soliyeva, F. - Mirsaliyeva, K.)	
NIG	3:35.95		Zaria	30 May 21	VIE	3:19.37		Hanoi	14 May 22
								(Tran Nhat Hoang - Ng. Thi Huyen - Tran Din Son - Quach Thi Lan)	
NOR	3:32.95		Calí	18 Jul 15	ZAM	3:23.28		Lagos	20 Jun 21
		(Johansen, M.H. - Psal, T. - Akervold, K.B. - Drablos, M.)						(Siame, S. - Mingilsih, N. - Rhoda, N. - Mulenga, D.)	
NZL	3:28.43		Melbourne	9 Feb 17	ZIM	3:36.87		Nairobi	15 Jul 17
		(Cochrane, M. - Moulai, T. - Camp, K. - Keenan, M.)						(Chawonza, A. - Watama, M. - Maketa, S. - Mutombo, A.)	
PAR	3:48.70		Concordia	13 Nov 16					
		(Rehnferdt, Ó. - Amarilla, Ó. - Bacigalupi, C. - Dure, B.)							
PER	3:33.71		Calí	30 Nov 14					
		(Copara, J. - Parra, D. - Ojeda, J. - Iñarte, L.)							
PHI	3:26.95		New Clark City	7 Dec 19					
		(Alferos, R. - Brown, L.R. - Schrijvers, M. - Alejan, E.)							
POL	3:09.87		Tokyo	31 Jul 21					
		(Zalewski, K. - Kaczmarek, N. - Święty-Ersetic, J. - Duszynski, K.)							
POR	3:19.63		Minsk	23 Jun 19					
		(Mentai, R. - Coelho, J. - Azevedo, C. - dos Santos, R.)							

Indoor best not ratified by federation as outright record (‡)

BOL 3:49.83 **Cochabamba** 6 Feb 22



BEST NATIONAL PLACINGS

This section shows the best position achieved by each country in every World Athletics Championship event, with the latest changes (from 2019 or because of doping adjustments) shown in bold. Where known, the country of athletes representing Czechoslovakia, USSR or Yugoslavia is given

COUNTRY	POSITION	NAME	MARK	YEAR	COUNTRY	POSITION	NAME	MARK	YEAR
100 Metres					<i>For the purpose of this listing, the preliminary round of 2011 is counted as a heat (h) and the next round as a second round (q)</i>				
AFG	6h3	Lima Azimi	18.37	2003	GAB	4s2	Ruddy Zang Milama	11.43	2011
AHO	5h6	Evelyne Farrell	12.19	1983	GAM	6s1	Gina Bass	11.24	2019
	5h5	Nadesca Sprockel	12.61	2003	GBR	2	Dina Asher-Smith	10.83	2019
AIA	4h1	Shinelle Proctor	12.89	2011	GBS	7h6	Liovalia Lopes	13.43	2003
AND	6h3	Montserrat Pujol	13.38	2001	GEO	4h4	Mariam Inashvili	12.64	2003
ANG	8q4	Alda Paulo	13.02	2011	GEQ	6h8	Mari Paz Mosanga Motanga	12.73	2003
ANT	6q3	Heather Samuel	11.51	1995	GER	1	Marlies Göhr (GDR)	10.97	1983
ARM	5h5	Ani Khachikyan	12.30	2009		1	Silke Gladisch (GDR)	10.90	1987
ASA	6h8	Savannah Sanitoa	14.23	2009		1	Kathrin Krabbe	10.99	1991
	6h4	Megan West	13.95	2011	GHA	6s2	Vida Anim	11.43	2009
AUS	5s1	Kerry Johnson	11.38	1991	GRE	2	Katerína Thánou	10.91	2001
AUT	6s2	Sabine Tröger	11.37	1993	GRN	5q1	Sherry Fletcher	11.32	2007
BAH	2	Chandra Sturruup	11.02	2003	GUI	5h6	Aminata Konate	12.19	1991
BAN	5h2	Shamsunnahar Chumky	12.27	2003	GUM	8q1	Pollara Cobb	12.55	2011
BAR	6h3	June Caddle	12.56	1983	HKG	5h5	Ka-Yi Ng	12.26	1987
	6h3	Joy-Ann Eli	12.42	1991		5h8	Wan Kin Yee	12.27	2003
BDI	7h3	Judith Nimpaye	14.65	1983	INA	4h8	Serafi Anelies Unani	12.05	2009
BEL	5	Kim Gevaert	11.05	2007	IND	6h5	Dutee Chand	12.07	2017
BEN	DNS/q1	Felicité Bada	-	1987	IRQ	7h2	Dana Abdulrazak Al-Khafaji	12.38	2009
BIZ	7q1	Kaina Martínez	12.18	2011	ISR	5h1	Diana Vaisman	11.39	2019
BLR	8	Yuliya Nesterenko	11.13	2005	ISV	7q4	LaVerne Jones	11.51	2005
BRA	7	Rosângela Santos	11.06	2017	ITA	7s1	Manuela Levorato	11.50	2001
BRN	DQ/q3	Rakia Al-Gassra	(11.51)	2009	IVB	7s1	Tahesia Harrigan	11.34	2009
BUL	5	Aneliya Nuneva	11.09	1987	JAM	1	Veronica Campbell	11.01	2007
BUR	5h3	Mariama Ouiminga	12.26	1991		1	Shelly-Ann Fraser	10.73	2009
CAF	7h4	Denise Ouabangui	12.69	1991		1	Shelly-Ann Fraser-Pryce	10.71	2013
	7h5	Marie-Victoire Mboh	13.25	2005		1	Shelly-Ann Fraser-Pryce	10.76	2015
CAM	6h2	Sou Tit Linda	13.45	2005		1	Shelly-Ann Fraser-Pryce	10.71	2019
CAN	5	Angela Bailey	11.20	1983	JOR	6h7	Rima Taha	13.00	2003
CAY	6h2	Cydonie Mothersill	11.87	1997		6h3	Basma Al-Eshosh	12.37	2005
CGO	6h7	Judith Missengné	12.84	1987	JPN	7s2	Chisato Fukushima	11.32	2015
CHA	7h7	Florence Dembert	13.01	2007	KAZ	6s2	Viktoriya Zybalkina	11.19	2015
CHI	6h3	Isidora Jiménez	11.47	2015	KIR	6h4	Kaitinano Mwemweata	13.80	2005
CHN	5s2	Liang Xiaojing	11.20	2019	KOR	6q6	Jeong Hye-Lim	11.88	2011
CIV	2	Murielle Ahouré	10.93	2013	LAO	6h7	Thoumphone Phommasanh	13.86	1995
	2	Marie-Josée Ta Lou	10.86	2017		6h6	Philaylack Sackpraseuth	13.42	2009
CMR	5s1	Myriam Mani	11.26	2001		6h1	Boudsadee Vongdala	13.56	2011
COD	4h4	Maguy Safi Makanda	13.05	2011	LBN	7h3	Aziza Sbaity	11.98	2015
COK	8q3	Patricia Taea	12.63	2011	LBR	5q2	Phobay Kutu-Akoi	11.61	2011
COL	6q3	Yomara Hinestroza	11.57	2011	LES	8h3	Selloane Tsoaeli	13.29	2007
COM	7q6	Feta Ahamada	12.22	2011	LTU	4q2	Agné Eggerth	11.36	2003
CPV	7h4	Ismenia da Frederico	13.03	1993	MAC	5h6	Cheong Im Wa	13.04	2005
CRO	6h2	Rahela Markt	11.87	1995	MAD	7q1	Lalao Ravaonirina	11.81	1991
CUB	8	Liliana Allen	11.23	1993		7q4	Hanitriniana Rakotondrabe	11.46	1995
CYP	8s2	Eleni Artimata	11.49	2009		7q2	Hanitriniana Rakotondrabe	11.49	1997
	8s2	Ramona Papaioannou	11.38	2015	MAS	8q3	Shanti Govindasamy	11.89	1991
CZE	5h3	Hana Benešová	11.72	1993	MDV	6h8	Fathimath Fezleen	14.08	1991
DEN	7q2	Dorthe Rasmussen	11.67	1983		6h2	Shamha Ahmed	12.27	2001
DJI	9h5	Fathia Ali Bouraleh	14.14	2007	MEX	5s1	Liliana Allen	11.13	1999
DMA	5q1	Hermin Joseph	11.44	1995	MGL	4h1	Jatamsuren Odgoncimeg	12.26	1991
DOM	8s2	Mariely Sánchez	11.41	2013	MKD	7q2	Ivana Rozman	12.44	2011
ECU	4h6	Ángela Tenorio	11.53	2013	MLI	7q2	Kadiatou Camara	11.73	2003
	4h5	Ángela Tenorio	11.40	2019		7q7	Djénebou Dante	12.32	2011
ESP	7q4	Cristina Castro	11.71	1991	MLT	4q5	Diane Borg	12.22	2011
FIJ	7h5	Litiana Miller	14.23	1999	MNE	6h8	Milena Milašević	12.24	2007
FIN	6	Helinä Marjamaa	11.24	1983	MNT	7h2	Lorraine Nanton	13.30	1987
FRA	3	Christine Arron	10.98	2005	MON	8h3	Marie Charlotte Gastaud	13.52	2017
FSM	6h6	Evangeleen Ikelap	13.51	2005		8h4	Charlotte Afriat	12.67	2019
					MOZ	7q4	Aneterica Quive	12.40	2011
					MRI	5h1	Jane Thondojee	12.36	1991
					MTN	7h7	Aminata Kamissoko	13.70	2003
						7h4	Bounkou Camara	14.05	2011

COUNTRY	POSITION	NAME	MARK	YEAR	COUNTRY	POSITION	NAME	MARK	YEAR
GAM	6	Gina Bass	22.71	2019	SLE	6h3	Ekunday Williams	25.35	2001
GBR	1	Dina Asher-Smith	21.88	2019	SLO	5	Alenka Bikar	23.00	2001
GEO	5q4	Maya Azarashvili	23.33	1993	SOL	8h4	Florence Gaza	30.43	1983
GEQ	6h1	Ruth Mangue	28.89	1993	SOM	6h2	Abdikarim Sheikh Fowzio	30.87	2007
GER	1	Marita Koch (GDR)	22.13	1983	SRI	2	Susanthika Jayasinghe	22.39	1997
	1	Silke Gladisch (GDR)	21.74	1987	SUI	3	Mujinga Kambundji	22.51	2019
	1	Kathrin Krabbe	22.09	1991	SUR	7h2	Suayana Wahu	24.74	2009
GHA	6s1	Vida Anim	23.16	2003	SVK	6h6	Lucia Ivanová	24.12	2003
GRE	5s2	Katerína Kóffa	22.70	1997	SWE	5q4	Lena Möller	23.56	1983
	5s3	María Belibasáki	23.21	2017	SWZ	7h1	Annah Mathunjwa	29.38	1983
GRN	5s1	Sherry Fletcher	22.96	2007		7h3	Geinile Moyang	27.79	2005
	5s3	Janelle Redhead	23.57	2011		7h1	Nomvula Dlamini	25.70	2009
GUI	5h2	Koumba Kante	27.86	1983		7h3	Phumlile Ndzinisa	24.15	2011
GUM	6h5	Regine Tugade	26.22	2017	SYR	DNF/h1	Mounira Al-Saleh	-	2009
HUN	8q3	Ágnes Kozary	23.99	1991	TCH	6q2	Štěpánka Sokolová (CZE)	23.75	1983
INA	6h5	Rita Pattipeilohy	25.59	1993	TGA	5h1	Lusia Puleanga	26.40	1993
IND	8h2	Archana Suseentran	23.65	2019	TJK	8h7	Kristina Pronzhenko	25.77	2015
IRI	7h5	Maryam Toosi	24.17	2011		8h4	Gulsunbi Sharifova	23.45	2019
IRL	5s3	Sarah Reilly	23.24	2001	TKM	DQ/h3	Yelena Ryabova	(24.61)	2013
IRQ	7h6	Dana Abdul Razak	24.57	2013	TPE	5q1	Wang Huei-Chen	23.32	1993
ISR	8s2	Orit Kolodni	24.27	1991	TTO	4s3	Kelly-Ann Baptiste	22.96	2009
ISV	3s2	LaVerne Jones-Ferrette	22.74	2009		4s3	Kai Selvon	23.11	2011
ITA	5s1	Manuela Levorato	23.13	2001		4s2	Semoy Hackett	22.75	2015
	5s3	Gloria Hooper	22.92	2015	UKR	1	Zhanna Pintusevich	22.32	1997
IVB	6q2	Tahesia Harrigan	23.52	2007	URS	4	Irina Privalova (RUS)	22.28	1991
JAM	1	Merlene Ottey	21.98	1993	URU	7q2	Margarita Grun	24.59	1983
	1	Merlene Ottey	22.12	1995	USA	1	Inger Miller	21.77	1999
	1	Veronica Campbell-Brown	22.22	2011		1	Allyson Felix	22.16	2005
	1	Shelly-Ann Fraser-Pryce	22.17	2013		1	Allyson Felix	21.81	2007
JPN	8s1	Chisato Fukushima	23.52	2011		1	Allyson Felix	22.02	2009
KAZ	5s1	Viktoriya Zyabkina	22.77	2015	UZB	5q2	Guzel Khubbieva	23.28	2007
KIR	8h1	Kaitinano Mwemweata	28.76	2001	VAN	DNS/h1	Mary Estelle Kapalu	-	1991
KOR	8q2	Mo Myong-hee	24.74	1983	VEN	5h4	Nercely Soto	23.16	2015
LAT	4h6	Sindija Bukša	23.54	2017		5h5	Nediam Vargas	24.35	2017
LBN	6h4	Mirna El-Laz	26.97	1993	VIE	7h2	Nguyen Tuyet Thi Mai	26.55	1993
	6h3	Gretta Taslakian	24.35	2007		7h2	Thi Huong Vu	24.63	2003
LBR	7h6	Melvina Vulah	26.11	1993	VIN	5h2	Kineke Alexander	23.42	2013
LCA	8h3	Cornelia Baptiste	26.29	1983	YEM	8h2	Hana Ali Ahmed (PRY)	29.00	1987
	8h4	Vernetta Lesforis	24.27	1997	YUG	5h5	Marina Filipović (SRB)	23.54	1997
LES	6h5	Lineo Shoai	25.63	2003	ZIM	DNS/q1	Gailey Dube	-	1991
MAS	8q2	Shanti Govindasamy	24.19	1991					
MDA	7q3	Yana Burtasenkova	23.99	1993					
MDV	6h3	Afa Ismail	26.16	2013	400 Metres				
MEX	8q2	Zudirey Rodríguez	24.31	2007	ALB	DQ/h6	Klodiana Shala	(56.69)	2001
MGL	7h3	Jatamsuren Odgoncimeg	25.48	1991	ANG	6h1	Guilhermina da Cruz	55.34	1993
MLI	6h3	Aminata Diarra	26.46	1987	ANT	6h2	Jocelyn Joseph	55.61	1987
MLT	6h2	Deirdre Caruana	25.96	1993	ARG	8h4	Olga Conte	55.82	1997
MRI	6h3	Jane Thondojee	25.46	1991	ARM	6h2	Amaliya Sharoyan	54.16	2015
MYA	5h2	Kay Khine Lwin	24.50	2007	AUS	1	Cathy Freeman	49.77	1997
NCA	6h6	Marisol Garcia	25.92	1983		1	Cathy Freeman	49.67	1999
NED	1	Dafne Schippers	21.63	2015	BAH	1	Tonique Williams-Darling	49.55	2005
	1	Dafne Schippers	22.05	2017	BAR	4s2	Sada Williams	51.31	2019
NGR	3	Blessing Okagbare	22.32	2013	BEN	7h4	Rachelle Godonou	63.39	1993
NIG	4s1	Aminatou Seyni	22.77	2019		7h5	Claudine Yemalin	58.82	2009
NZL	3s3	Monique Williams	22.90	2009	BIH	7h4	Dijana Kojić	55.06	1997
PAK	8h6	Shabana Akhtar	26.39	1993		7h6	Dijana Kojić	56.08	1999
PHI	7q1	Lydia de Vega	24.26	1983	BIZ	7h1	Marjorie Gentle	64.00	1983
PNG	DNS/q4	Elanga Buala	-	1983	BLR	7	Ilona Usovich	50.54	2007
POL	7	Ewa Kasprzyk	22.52	1987	BOT	1	Amantle Montsho	49.56	2011
POR	5q3	Lucrecia Jardim	23.16	1993	BRA	5s2	Maria Figueirêdo	52.24	1987
	5q1	Lucrecia Jardim	23.16	1997		5s2	Geisa Coutinho	51.87	2011
PUR	5h2	Carol Rodríguez	23.54	2009	BRN	1	Salwa Eid Nasser	48.14	2019
ROU	4h3	Andreea Ogrzeanu	23.83	2013	BUL	6s2	Daniela Georgieva	51.65	1995
RSA	5s2	Evette Armstrong	22.76	1993	CAF	5h3	Denise Ouabangui	57.18	1993
RUS	1	Anastasiya Kapachinskaya	22.38	2003	CAN	5	Marita Payne	50.06	1983
SEN	5s2	Aïda Diop	22.94	2001	CGO	6h3	Lasnet Nkouka	57.95	1993
SEY	7h6	Marie-Ange Wirtz	26.13	1983	CHA	5	Kaltouma Nadjina	50.80	2001
SGP	7h5	Veronica Pereira	24.00	2019	CHN	8s3	Zhang Hengyun	52.59	1995
SKN	5s3	Virgil Hodge	23.19	2009		8s1	Li Jing	53.46	1995

COUNTRY	POSITION	NAME	MARK	YEAR	COUNTRY	POSITION	NAME	MARK	YEAR
CIV	6h4	Louise Ayétotché	55.44	1999	MLI	DNS/q4	Fatalmoudou Toure	-	1983
CMR	7	Mireille Nguimgo	51.97	2001	MLT	8h3	Janet Richard	54.33	2019
COD	8h7	Bipendu Mbombo	61.60	1995	MTN	DQ/h2	Khoury Keita	-	2009
COL	5	Ximena Restrepo	50.91	1993	MYA	7h1	Phyo Thet Khin	60.35	2009
COM	DQ/h7	Ahamada Hapoulata	-	1999	NAM	7s1	Tjipekapora Herunga	52.28	2013
CPV	9h2	Vera Barbosa	58.56	2007	NCA	7h5	Maritza Figueroa	57.64	1999
CRC	6h1	Zoila Stewart	53.48	1995	NED	5s2	Lisanne de Witte	51.41	2019
	6h4	Zoila Stewart	54.03	1997	NEP	7h4	Dil Maya Karki	60.99	2015
	6h1	Zoila Stewart	54.55	1999	NGR	4	Falilat Ogunkoya	50.03	1999
	6h6	Sharolyn Scott	55.63	2009	NIG	6h3	Zeinabou Jean Wali	65.03	1991
CRO	6h3	Kristina Perica	53.52	1999	NOR	8s2	Sølvi Olsen	53.63	1991
CUB	5s3	Julia Duporty	51.85	1995	NZL	6h5	Jane Arnott	52.57	2001
	5s2	Nancy McLeon	51.46	1995	PAK	4h4	Rozina Shafqat	60.72	2009
	5s3	Indira Terrero	51.87	2009	PAN	7q3	Irina Ambulo	58.33	1983
	5s1	Roxana Gómez	52.01	2017	PAR	8h4	Graciela von Schmeling	57.37	1991
CYP	4h2	Theodora Kyriakou	54.49	1993	PNG	6q2	Elanga Buala	56.96	1983
CZE	6	Helena Fuchsová	50.66	1997	POL	7	Justyna Święty-Ersetic	50.95	2019
ESP	3	Sandra Myers	49.78	1991	POR	8q3	Carmo Tavares	52.86	1999
EST	7s1	Maris Mägi	53.27	2011	QAT	8h5	Kenza Sosse	66.76	2019
ETH	8s1	Fantu Magiso	53.41	2011	ROU	4s1	Bianca Razor	51.49	2013
FIJ	7s2	Makelesi Bulikiobo	52.27	2003	RSA	4s2	Heide Seyerling	50.87	2001
FIN	7h3	Kirsi Mykkänen	53.10	2005	RUS	3	Antonina Krivoshapka	49.71	2009
FRA	1	Marie-José Pérec	49.13	1991	RWA	8h3	Donata Mutegwamaso	60.04	1999
	1	Marie-José Pérec	49.28	1995	SAM	7h5	Vanessa Barlow	61.53	1987
GBR	1	Christine Ohuruogu	49.61	2007	SEN	1	Amy Mbacké Thiam	49.86	2001
	1	Christine Ohuruogu	49.41	2013	SKN	5s1	Tiandra Ponteen	51.88	2005
GBS	6h1	Graciela Martins	58.22	2011	SLE	5h1	Maggie Barrie	53.20	2017
GEQ	7h2	Juliana Nzang Obieng	64.13	1991	SLO	4h1	Anita Horvat	52.73	2019
GER	2	Petra Müller (GDR)	49.94	1987	SOL	DNS/h3	Florence Gaza	-	1983
GHA	5h3	Mercy Addy	54.13	1987	SRB	4h6	Tamara Marković	52.13	2017
GIB	7h4	Sharron Celecia	61.03	1995	SRI	6s1	Damayanthi Dharsha	51.83	2001
GRE	7s2	Irini Vasiliou	53.27	2017	SUD	4s1	Nawal El Jack	51.85	2005
GRN	8s1	HazelAnn Regis	51.95	2003	SUI	DNS/q3	Martha Grossenbacher	-	1991
GUA	6q4	Patricia Meigham	59.85	1983	SVK	7h1	Iveta Putalova	52.52	2015
GUY	3s1	Aliann Pompey	50.71	2009	SWE	5s1	Moa Hjelmér	52.35	2011
HAI	6h3	Ginou Etienne	53.89	2007	SWZ	8h2	Phumlile Ndzinisa	56.36	2013
HUN	7s1	Judit Forgács	52.74	1983	SYR	DNS/q2	Hala El-Moughrabi	-	1983
	7s2	Judit Forgács	52.99	1987	TAN	6q3	Leticia Athanas	56.92	1983
	7s2	Barbara Petráhn	52.12	2007	TCH	1	Jarmila Kratochvílová (CZE)	47.99	1983
IND	8s2	Beenamol Mathews	52.68	2001	THA	4h3	Noodang Phimpoo	54.01	1993
IRL	4s1	Joanne Cuddihy	50.73	2007	TKM	DQ/h1	Alena Petrova	(53.60)	2001
IRQ	5h2	Alaa Jassim	55.62	2011	TKS	DQ/h3	Sharmaine Williams	-	1991
ISR	7s3	Anna Tkach	52.25	2003	TOG	6h1	Sandrine Kangni-Thiébaud	52.50	2003
ISV	7q2	Iviechia Petrus	57.24	1983	TPE	7h1	Hsu Pei-Chin	54.93	1995
ITA	3s1	Libania Grenot	51.14	2015	TTO	8h4	Domonique Williams	53.72	2017
IVB	8s1	Ashley Kelly	54.50	2017	TUR	6h3	Öznur Dursun	54.21	1995
JAM	2	Sandie Richards	49.79	1997	UGA	5h2	Grace Birungi	53.92	1995
	2	Lorraine Fenton	49.88	2001	UKR	3s3	Natalya Pygyda	51.02	2013
	2	Lorraine Fenton	49.43	2003	URS	1	Olga Bryzgina (UKR)	49.38	1987
	2	Shericka Williams	49.32	2009	URU	DNS/q1	Margarita Grun	-	1983
JOR	7h6	Rania Al-Qebali	60.90	2009	USA	1	Jearl Miles	49.82	1993
JPN	8s1	Asami Tanno	51.81	2007		1	Sanya Richards	49.00	2009
KAZ	6h2	Svetlana Bodritskaya	53.74	1999		1	Allyson Felix	49.26	2015
	6h1	Marina Maslenko	54.38	2009		1	Phyllis Francis	49.92	2017
KEN	5s3	Mary Moraa	52.11	2019	UZB	7h1	Yelena Piskunova	55.44	1999
LAT	4s1	Gunta Latiševa-Čudare	51.57	2017	VAN	6h5	Mary Estelle Kapalu	56.06	1993
LBN	5h1	Greta Taslakian	57.06	2001	VEN	7h4	Eliana Pacheco	54.32	2003
LBR	5h7	Grace-Ann Dinkins	53.25	1999	VIN	6s1	Kineke Alexander	53.43	2009
LCA	DNS/q1	Cornelia Baptiste	-	1983		6s2	Kineke Alexander	51.64	2013
LTU	8s2	Agne Šerkšniene	52.48	2013	YUG	6h5	Marina Filipović (SRB)	53.16	1997
MAC	8h3	Hoi Wai Kuan	60.75	2003	ZAM	DQ/Final	Kabange Mupopo	(51.15)	2017
MAD	DNS/h5	Ony Paule Ratsimbazafy	-	1999					
MAS	4h4	Josephine Mary Singarayar	54.56	1987					
MAW	7h4	Ambwene Simukonda	54.81	2011					
MDA	5h4	Yana Burtasenkova	53.12	1993	800 Metres				
	5h1	Oleseah Cojehari	52.45	2013	ALB	4h3	Luiza Gega	2:03.21	2011
MDV	7h2	Aminath Nasheeda	67.87	1993	ALG	6s2	Nouria Mérah-Benida	2:01.08	1997
MEX	1	Ana Guevara	48.89	2003	AND	7h1	Natalia Gallego	2:13.46	2007
MKD	DQ/h2	Verica Dimitrovska	(57.09)	2001		7h4	Natalia Gallego	2:18.75	2009
					ANG	7h2	Lilian Silva	2:09.17	2007

COUNTRY	POSITION	NAME	MARK	YEAR	COUNTRY	POSITION	NAME	MARK	YEAR
ANT	9h3	Janill Williams	2:15.04	2001	MAD	6h3	Eliane Saholinirina	2:06.57	2007
AUS	7s1	Tamsyn Lewis	2:03.16	2001	MAR	2	Hasna Benhassi	1:59.42	2005
AUT	2	Stephanie Graf	1:57.20	2001		2	Hasna Benhassi	1:56.99	2007
BDI	2	Francine Niyonsaba	1:55.92	2017	MDA	3h1	Olga Cristea	2:03.99	2009
BEL	8s1	Sandra Stals	2:09.22	1999	MDV	7h1	Yaznee Nasheeda	2:34.18	1995
BEN	3s1	Noélie Yarigo	1:59.74	2017		7h4	Yaznee Nasheeda	2:36.18	1997
BER	8s2	Jennifer Bean	2:21.93	1983		7h3	Aishath Reesha	2:28.00	2009
BLR	1	Maryna Arzamasava	1:58.03	2015	MGL	9h2	Uyanga Khaynkhirvaa	2:27.96	2003
BRA	5s1	Luciana Mendes	1:59.45	1997	MLI	7h1	Nana-Kadidia Thera	2:30.77	1991
BUL	6s2	Totka Petrova	2:01.32	1983	MLT	4h4	Tanya Blake	2:04.61	2003
CAF	7h6	Mireille Derebona	2:30.08	2007	MNT	8h5	Sylene Blake	2:51.71	1991
CAN	2	Melissa Bishop	1:58.12	2015	MOZ	1	Maria Mutola	1:55.43	1993
CGO	6h1	Leontine Tsiba	2:07.34	1997		1	Maria Mutola	1:57.17	2001
CHN	6	Liu Li	2:04.45	1993		1	Maria Mutola	1:59.89	2003
CIV	8s1	Celestine Ndrin	2:08.14	1983	MRI	5h6	Anabelle Lascar	2:06.53	2009
COD	6h1	Kungu Bakombo	2:19.68	1983	MYA	5h3	Myint Myint Aye	2:08.50	2005
COK	5h1	Attina Sawtell	2:18.22	1983	NAM	5s2	Agnes Samaria	2:00.13	2005
COL	4s1	Rosibel García	2:00.79	2011	NED	6	Ellen van Langen	1:58.98	1995
COM	6h3	Soifiya Mohamed	2:55.64	1983	NOR	3s2	Hedda Hynne	2:01.03	2019
CUB	1	Ana Quirot	1:56.11	1995	NZL	6	Toni Hodgkinson	2:00.40	1997
	1	Ana Quirot	1:57.14	1997	PAK	8h4	Gulnaz Ara	2:13.87	2005
	1	Zulia Calatayú	1:58.82	2005	PER	8h3	Mariela Álvarez	2:09.43	2001
CYP	DNS/h3	Andri Avraam	-	1987	PLE	7h5	Wisam Abu Bekheet	2:29.86	2003
CZE	1	Ludmila Formanová	1:56.68	1999	PNG	7h5	Salome Dell	2:08.22	2009
DEN	7s2	Tina Krebs	2:02.19	1983		7h3	Donna Koniel	2:12.51	2015
DJI	8h2	Markabo Djama Liban	2:50.95	2005	POL	6	Angelika Cichocka	1:58.41	2017
	8h2	Zourah Ali	2:36.36	2011	POR	5h1	Carla Sacramento	2:03.74	1993
DMA	6h3	Dawn Sewer-Williams	2:03.35	1997	PUR	5h3	Angelita Olivera	2:04.59	1987
ESP	3	Maite Martínez	1:57.62	2007	ROU	3	Ella Kovacs	1:57.58	1991
ETH	3s3	Fantu Magiso	1:59.17	2011		3	Ella Kovacs	1:57.92	1993
FIJ	7h4	Karolina Tanono	2:15.12	1993	RSA	1	Caster Semenya	1:55.45	2009
FIN	4h1	Satu Jääskeläinen	2:03.66	1993		1	Caster Semenya	1:56.35	2011
FRA	4	Patricia Djaté	1:57.04	1995		1	Caster Semenya	1:55.16	2017
GAB	8h1	Marlyse Nsourou	2:14.47	2005	RUS	2	Lyubov Gurina	1:57.10	1993
GAM	7h2	Adama Njie	2:13.50	1997		2	Yelena Afanasyeva	1:57.56	1997
GBR	2	Kelly Holmes	2:00.18	2003	RWA	7h3	Laurence Niyonsaba	2:12.52	1993
GBS	8h2	Alberta Cape	2:19.79	1999	SGP	7h3	Cheong Tsui Fong	2:19.35	1995
GEQ	8h1	Emilia Mikue Ondo	2:15.72	2007	SLO	5	Brigita Langerholc	1:58.52	2007
GER	1	Sigrun Wodars (GDR)	1:55.26	1987	SMR	7h5	Monica Randi	2:16.00	1997
GHA	7	Akosua Serwah	2:03.24	2003	SRB	DNS/h3	Amela Terzić	-	2015
GRE	5h2	Theoni Kostopoulou	2:07.32	1997	SRI	8h2	Waliwarsha Nimali	2:08.49	2017
GRN	4h1	Neisha Bernard-Thomas	2:04.55	2009	SSD	7h2	Rose Lokonyen	2:13.39	2019
GUI	8h2	Fanta Camara	2:20.78	1995	STP	5h2	Maria Lomba	2:21.90	1983
GUM	7h5	Nicole Layson	2:36.14	2007	SUD	7h5	Tamador Ismail	2:41.51	1993
GUY	6s2	Marian Burnett	2:02.75	2009		7h5	Rita Martin	2:43.22	1995
HUN	6s3	Judit Varga	2:02.20	2003		7h1	Abok Shol	2:16.74	1997
IND	5s2	Tintu Luka	2:00.95	2011	SUI	3s1	Selina Büchel	1:58.63	2015
IRL	6h4	Ashling Molloy	2:02.31	1991	SUR	2	Letitia Vriesde	1:56.68	1995
	6h4	Ashling Molloy	2:04.15	1995	SVK	3s1	Lucia Klocová	1:58.62	2007
	6h5	Siofra Cleirigh-Buttner	2:06.54	2017	SWE	6s1	Jill McCabe	2:01.91	1983
ISL	4h5	Aníta Hinriksdóttir	2:03.45	2017	SYR	4h3	Hala el Moughrabi	2:15.37	1983
ITA	6	Elisa Cusma	1:58.81	2009	TAN	6s1	Lwiza John	2:01.92	1999
JAM	5	Kenia Sinclair	1:58.66	2011	TCH	1	Jarmila Kratochvílová (CZE)	1:54.68	1983
JOR	7h4	Khadeeja Al-Matari	2:28.72	1983	TKS	7h4	Sharmaine Williams	3:00.97	1991
	7h2	Alia Al-Matari	2:15.23	1993	TOG	7h1	Ablavi Agbenyeke	2:23.19	1993
JPN	6h2	Miho Sugimori	2:02.82	2005	TUN	5h3	Abir Nakhli	2:04.43	2003
KAZ	8s2	Svetlana Badrankova	2:02.24	2001	TUR	5h1	Öznur Dursun	2:04.62	1997
KEN	1	Janeth Jepkosgei	1:56.04	2007	UGA	1	Halima Nakayi	1:58.04	2019
	1	Eunice Sum	1:57.38	2013	UKR	4	Yuliya Krevsun	1:58.00	2009
KGZ	6h4	Tatyana Borisova	2:05.31	2003	URS	1	Liliya Nurutdinova (RUS)	1:57.50	1991
KOR	7h2	Huh Yeon-Jung	2:08.05	2011	URU	5h5	Déborah Rodríguez	2:02.46	2015
LAT	8s1	Līga Velvere	2:06.99	2019	USA	2	Brenda Martinez	1:57.91	2013
LBN	7h4	Mina El-Jas Zeina	2:15.75	1987		2	Raevyn Rogers	1:58.18	2019
	7h3	Natalia Al-Farran	2:18.11	1997	VIE	6h4	Be Thi Trinh	2:17.54	1983
LBR	7h3	Fatimoh Muhammed	2:07.28	2007		6h4	Truong Thanh Hang	2:03.52	2011
LES	6h3	Puseletso Monkoe	2:22.29	1987	YUG	8	Slobodanka Čolović (CRO)	2:02.09	1987
	6h2	Angelina Pitso	2:24.63	1991	ZAM	6h1	Ausa Mwendachabe	2:07.06	1987
LTU	6s2	Eglė Balčiūnaitė	2:00.48	2017		6h6	Elizet Banda	2:09.90	2007
LUX	5h2	Charline Mathias	2:01.36	2015	ZIM	4h1	Julia Sakara	2:03.55	1997

COUNTRY	POSITION	NAME	MARK	YEAR	COUNTRY	POSITION	NAME	MARK	YEAR
1500 Metres					PNG	10h2	Rosemary Omundsen	4:51.86	1995
ALB	11s1	Luiza Gega	4:08.79	2013	POL	5	Lidia Chojecka	4:06.70	2001
ALG	1	Hassiba Boulmerka	4:02.21	1991	POR	1	Carla Sacramento	4:04.24	1997
	1	Hassiba Boulmerka	4:02.42	1995	ROU	1	Gabriela Szabo	4:00.57	2001
ANG	10h2	Rosa Albama Saul	4:20.99	2003	RSA	3	Caster Semenya	4:02.90	2017
ASA	11h2	Georgine Tomisato	5:49.52	1987	RUS	1	Svetlana Masterkova	3:59.53	1999
AUS	6	Zoe Buckman	4:05.77	2013		1	Tatyana Tomashova	3:58.52	2003
AUT	6	Theresia Kiesl	4:08.04	1993		1	Tatyana Tomashova	4:00.35	2005
BDI	11h1	Lamberte Nyabamikazi	4:31.11	2001	RWA	6h2	Marciana Mukamurenzi	4:30.58	1983
BEL	8s1	Veerle Dejaeghere	4:15.70	2001	SLO	12	Jolanda Čeplak	4:14.18	2003
BLR	7	Alesya Turova	4:07.25	2001	SMR	12h1	Elisa Vagnini	4:40.01	2001
BRA	9h3	Soraya Telles	4:18.67	1993	SRB	7s2	Marina Muncan	4:08.02	2007
BRN	1	Maryam Jamal	3:58.75	2007	SSD	15h3	Anjelina Lohalith	4:33.54	2017
	1	Maryam Jamal	4:03.74	2009	STP	10h1	Maria Lomba	5:01.43	1987
BUL	3	Daniela Yordanova	4:00.82	2007	SUD	11h2	Amina Bakhit	4:22.49	2015
CAN	4	Angela Chalmers	4:04.74	1995	SUI	3	Anita Weyermann	4:04.70	1997
CHA	13h3	Rosalie Gangue	4:54.41	1991	SUR	9	Letitia Vriesde	4:05.67	1991
CHN	1	Liu Dong	4:00.50	1993	SVK	8h3	Andrea Sollarová	4:14.47	1993
COD	9h1	Kungu Bakombo	4:54.12	1983	SWE	1	Abebe Aregawi	4:02.67	2013
COL	12s2	Muriel Coneo	4:18.14	2015	SWZ	10h2	Alphocinah Simelane	4:35.64	1987
CPV	12h3	Sonia Lopes	5:13.80	2001		10h3	Nompumelelo Zwane	4:49.32	1995
	12h2	Carla Mendes	4:23.56	2019	SYR	7h3	Hala el Moughrabi	4:45.62	1983
CRC	9h1	Gabriela Traña	4:32.58	2003	TCH	11	Ivana Kleinová (CZE)	4:15.12	1983
CZE	6	Andrea Suldesová	4:06.33	1997	TUR	2	Süreyya Ayhan	3:59.04	2003
DEN	6h1	Bettina Andersen	4:09.75	1993	UAE	10s1	Bethem Desalegn	4:17.92	2015
DJI	10h1	Roda Ali Wais	5:10.16	2003	UGA	11	Winnie Nanyondo	4:00.69	2019
DMA	DNS/h1	Dawn Williams	-	1991	UKR	2	Irina Lishchynska	4:00.69	2007
ESA	7h1	Krisia García	4:40.21	1983	URS	1	Tatyana Samolenko (UKR)	3:58.56	1987
ESP	3	Natalia Rodríguez	4:05.87	2011	URU	11h3	Maria Pia Fernández	4:09.45	2019
ETH	1	Genzebe Dibaba	4:08.09	2015	USA	1	Mary Decker	4:00.90	1983
FIJ	DNS/h2	Karolina Tanono	-	1993		1	Jenny Simpson	4:05.40	2011
FIN	6h3	Marjo-Riitta Lakka	4:22.33	1983	VIN	8h1	Bigna Samuel	4:51.35	1983
FRA	3	Bouchra Ghezielle	4:02.45	2005	YUG	12h1	Snežana Pajkić (SRB)	4:14.20	1991
GBR	2	Kelly Holmes	4:03.04	1995	ZIM	12s2	Julia Sakara	4:16.67	1995
	2	Lisa Dobriskey	4:03.75	2009					
	2	Hannah England	4:05.68	2011					
GER	2	Hildegard Körner (GDR)	3:58.67	1987	3000 Metres				
GRE	6h3	Irina Theodoridou	4:11.14	1991	ANG	12h3	Ana Elias	10:13.42	1991
HUN	8s1	Judit Varga	4:06.64	2003	ARG	9h2	Olga Caccaviello	10:01.2	1980
IND	8h2	Unnikrishnan Chitra	4:11.10	2019	AUS	8h3	Jenny Lund	8:57.86	1991
IRL	2	Sonia O'Sullivan	4:03.48	1993	BEL	DNF/h1	Betty van Steenbroeck	-	1983
ITA	7	Gabriella Dorio	4:04.73	1983	BLR	DNF/h3	Ravilya Kotovich	-	1993
JAM	10	Yvonne Graham	4:08.01	1995	BRA	7h2	Carmen de Oliveira	9:09.71	1991
	10	Mardrea Hyman	4:12.48	2001	BUL	12h2	Radka Naplatanova	8:51.98	1987
JOR	8h3	Khadeeja Al-Matari	5:01.83	1983	CAN	6	Penny Werthner	9:03.5	1980
JPN	9h2	Harumi Hiroyama	4:19.67	1993	CHI	14h2	Monica Regonessi	9:31.95	1983
KEN	1	Faith Kipyegon	4:02.59	2017		14h1	Monica Regonessi	9:26.11	1987
KGZ	11h2	Lyudmila Derevyankina	4:28.39	1993	CHN	1	Qu Yunxia	8:28.71	1993
LBN	DNS/h2	Natalia Al-Farran	-	1997	CRC	12h1	Vilma Sanchez	9:54.49	1991
LES	12h2	Angelina Pitso	4:42.79	1991	CYP	14h2	Andri Avraam	9:09.34	1987
LTU	11	Irina Krakoviak	4:08.18	2005	DEN	9	Gitte Karlshøj	8:44.35	1991
MAD	11h2	Eliane Saholinirina	4:18.04	2013	ESA	15h2	Krisia García	10:06.14	1983
MAR	4	Mariem Alaoui Selsouli	4:01.52	2007	ESP	8h3	Estela Estévez	9:08.04	1993
	4	Btissam Lakhoad	4:06.18	2011	ETH	5h2	Derartu Tulu	9:01.04	1991
MAW	7h2	Vivian Pearson	5:03.70	1983	FIN	4	Päivi Tikkanen	8:41.30	1991
MDV	12h1	Aishath Reesha	5:45.25	2007	FRA	4	Joëlle Debrouwer	8:59.0	1980
MGL	DNS/h1	Sukhbaatar Erdenetuya	-	1999	GBR	5	Wendy Sly	8:37.06	1983
MKD	9h3	Daniela Kuleska	4:29.65	2003		5	Alison Wyeth	8:38.42	1993
MNE	12h3	Sladana Perunović	4:28.67	2009	GER	1	Birgit Friedmann (FRG)	8:48.05	1980
MYA	9h2	Khin Khin Htwe	4:26.69	1995	GUA	13h3	Aura Morales	9:49.08	1993
NAM	6	Agnes Samaria	4:07.61	2007	GUM	13h3	Jen Allred	10:18.44	1991
NCA	12h3	Martha Portobanco	4:56.22	1993	HAI	DNF/h3	Marie-Phoebe Juillet	-	1991
	12h2	Aldy Villalobos	4:50.55	2009	HUN	10h2	Éva Dóczi	9:09.51	1993
NED	1	Sifan Hassan	3:51.95	2019	IRL	4	Sonia O'Sullivan	8:33.38	1993
NEP	10h1	Nirmala Bharati	4:53.60	1995	ISR	7h1	Anat Meiri	9:26.7	1980
NIG	13h3	Fatouma Ali	5:31.57	2001	ITA	6	Agnese Possamai	8:37.96	1983
NOR	6	Ingvill Måkestad Bovim	4:06.85	2011		6	Roberta Brunet	8:42.64	1991
NZL	5s2	Nikki Hamblin	4:10.96	2009	JOR	15h1	Khadeeja Al-Matari	10:49.62	1983
PAN	11h2	Evelyn Guerra	4:44.69	2001	JPN	10h3	Harumi Hiroyama	9:11.77	1993

COUNTRY	POSITION	NAME	MARK	YEAR	COUNTRY	POSITION	NAME	MARK	YEAR
KEN	3	Susan Sirma	8:39.41	1991	IND	10h1	Sunita Rani	15:41.81	1999
LBN	13h1	Mirna Al-Hajj	11:34.81	1991	IRL	1	Sonia O'Sullivan	14:46.47	1995
LES	16h3	Adelaide Malepa	11:00.68	1993	IRQ	DNS/h1	Maysa Matrood	-	1997
LTU	9h1	Regina Chistyakova	8:58.51	1993	ISL	13h1	Martha Ernstdóttir	16:05.33	1995
MAR	DNS/h2	Zahra Ouaziz	-	1993	ITA	2	Roberta Brunet	14:58.29	1997
MAS	14h1	Palaniappan Jayanthi	9:18.42	1993	JPN	8	Harumi Hiruyama	15:21.19	1997
MGL	14h2	Tevdensingmed Enh Od	10:50.27	1993	KEN	1	Vivian Cheroiyot	14:57.97	2009
MYA	9h1	Khin Khin Htwe	9:07.34	1991		1	Vivian Cheroiyot	14:55.36	2011
NCA	15h1	Martha Portobanco	10:48.08	1993		1	Hellen Obiri	14:34.86	2017
NED	6	Elly van Hulst	8:42.57	1987		1	Hellen Obiri	14:26.72	2019
NEP	15h1	Raj Kumari Pandey	10:44.15	1987	KGZ	9h2	Viktoriya Poliudina	16:32.68	2011
NIG	16h1	Halima Boubacar	11:26.13	1993	LAT	14h2	Jelena Celnova	16:27.63	1997
NOR	3	Ingrid Christensen	8:58.8	1980	LTU	15h2	Inga Juodeskienė	15:48.13	2001
NZL	14	Lorraine Moller	9:02.19	1983	MAR	2	Zahra Ouaziz	14:43.15	1999
PER	13h2	Marilyn Salazar	9:32.33	1993	MAW	10h1	Lucia Chandamale	16:35.75	2007
POR	9	Aurora Cunha	9:11.2	1980		10h1	Miriam Thole	17:12.21	2009
	9	Aurora Cunha	8:50.20	1983	MEX	6h1	Adriana Fernández	15:37.79	1999
ROU	2	Maricica Puică	8:39.45	1987	MGL	20h2	Sukhbaatar Erdenetuya	18:47.34	1999
RSA	12h3	Gwen Griffiths	9:33.96	1993	MLT	19h2	Giselle Camilleri	17:18.31	1999
RUS	6	Yelena Romanova	8:39.69	1993	NCA	21h1	Martha Portobanco	19:08.44	1997
RWA	13h1	Marciana Mukamurenzi	9:26.59	1983	NED	3	Sifan Hassan	14:42.73	2017
SUI	4	Cornelia Bürki	8:41.31	1987	NOR	13	Susanne Wigene	15:00.23	2005
SVK	13h1	Andrea Sollarová	9:12.91	1993		13	Karoline Grøvdal	15:48.87	2013
SWE	2	Karoline Nemetz	8:50.22	1980	NZL	12	Camille Buscomb	14:58.59	2019
TCH	6h2	Jana Kuceriková (SVK)	9:05.69	1991	PER	9h1	Inés Melchor	16:00.83	2009
TJK	15h3	Guylsara Dadabayeva	10:29.69	1993	PLE	DNF/h1	Jolanta Alendi	-	1999
TOG	11h2	Ama Amewo	11:17.85	1991		DNF/h2	Wisam Abu Bekheet	-	2001
URS	1	Tatyana Samolenko (UKR)	8:38.73	1987	POL	14	Dominika Nowakowska	15:58.26	2013
	1	Tatyana Dorovskikh (UKR)	8:35.82	1991	POR	2	Fernanda Ribeiro	14:48.54	1995
USA	1	Mary Decker	8:34.62	1983	ROU	1	Gabriela Szabo	14:57.68	1997
VIN	11h3	Bigna Samuel	10:04.96	1991		1	Gabriela Szabo	14:41.82	1999
YUG	5	Breda Pergar (SRB)	8:59.7	1980	RSA	8	Gwen Griffiths	15:08.05	1995
ZIM	8h1	Julia Sakara	8:57.69	1993	RUS	1	Olga Yegorova	15:03.39	2001
					RWA	12h2	Angeline Nyiransabimana	15:53.23	2007
					SLO	11h2	Helena Javornik	15:28.41	1999
					SUI	12h3	Ursula Jeitzinger	16:12.57	1995
5000 Metres					SWE	9	Sara Wedlund	15:08.38	1995
ALG	12h1	Souad Aït Salem	15:34.64	2003	TAN	6	Zakia Mohamed	14:43.87	2005
ARG	12h1	Florenzia Borelli	15:56.49	2019	TOG	20h1	Zalia Aliou	18:34.45	1997
AUS	10	Eloise Wellings	15:09.62	2015	TUR	5	Ebru Kavaklioglu	14:51.69	1999
AUT	12	Susanne Pumper	15:24.38	1999		5	Elvan Abeyegesse	14:53.56	2003
BDI	10h2	Pauline Niyongere	16:33.77	2009	UAE	8h1	Bethem Desalegn	16:13.27	2013
BEL	5h3	Annemarie Danneels	15:33.70	1995		8h2	Bethem Desalegn	15:48.52	2015
BIH	15h3	Mirsada Buric	17:07.44	1995	UGA	10h1	Sarah Chelangat	15:19.90	2019
BLR	10	Olga Kravtsova	14:47.75	2005	UKR	12h1	Tamara Koba	15:53.67	1995
BRN	9	Tejitu Daba	15:14.62	2011		12h1	Maryna Dubrova	16:01.88	2005
BUL	11h1	Milka Mikhailova	15:49.31	1995	USA	6	Jen Rhines	15:03.09	2007
CAN	8	Courtney Babcock	14:54.98	2003		6	Molly Huddle	15:05.73	2013
CHN	4	Dong Yanmei	15:10.73	2001	YUG	9h2	Olivera Jevtić (SRB)	15:43.76	1997
COL	10h1	Carolina Tavares	16:22.81	2013	ZAM	15h2	Miriam Kaumba	16:10.70	2005
CRC	13h2	Gabriela Traña	17:45.56	2007	ZIM	12h1	Olivia Chitatie	16:34.70	2015
DEN	7h2	Anna Emilie Møller	15:11.76	2019					
ERI	7h1	Simret Sultan	15:25.29	2007					
ESP	2	Marta Domínguez	15:06.59	2001					
	2	Marta Domínguez	14:52.26	2003	10,000 Metres				
ETH	1	Tirunesh Dibaba	14:51.72	2003	ARG	22h2	Griselda González	34:16.26	1991
	1	Tirunesh Dibaba	14:38.59	2005	AUS	8	Benita Johnson	30:37.68	2003
	1	Meseret Defar	14:57.91	2007	BEL	9	Marleen Renders	31:51.21	1999
	1	Meseret Defar	14:50.19	2013	BLR	DNF	Olga Kravtsova	-	2007
	1	Almaz Ayana	14:26.83	2015	BRA	11	Carmen de Oliveira	31:47.76	1993
FIN	5h1	Päivi Tikkanen	15:38.25	1995	BRN	6	Shitaye Eshete	31:21.57	2011
FRA	8	Yamna Belkacem	15:03.47	1999		6	Shitaye Eshete	31:13.79	2013
GBR	4	Paula Radcliffe	15:01.74	1997	CAF	16h2	Virginie Gloum	40:07.49	1995
GEO	11h2	Giuli Dekanadze	17:57.39	2013	CAN	16	Nancy Tinari-Rooks	32:31.55	1987
GEQ	21h2	Esperanza Obono Elá	19:20.44	1999		16	Natasha Wodak	31:55.47	2017
GER	3	Konstanze Klosterhalfen	14:28.43	2019	CAY	15h2	Michelle Bush	35:30.96	1987
GRE	8h2	Maria Protopappa	15:32.04	2005	CHI	16h1	Monica Regonessi	34:57.64	1987
HKG	18h2	Chan Man-Yee	16:16.06	2001	CHN	1	Wang Junxia	30:49.30	1993
HON	16h2	Lilian Claber Argereta	20:17.90	2003	CRC	23h2	Vilma Sanchez	35:06.98	1991
HUN	13	Krisztina Papp	15:20.36	2009	DEN	22	Gitte Karlshøj	33:58.58	1993

COUNTRY	POSITION	NAME	MARK	YEAR	COUNTRY	POSITION	NAME	MARK	YEAR
ECU	24	María Paredes	35:44.52	2001	Marathon				
ERI	24	Nazret Weldu	35:14.18	2015	ALG	16	Souad Aït Salem	2:35:29	2007
ESP	8	Teresa Recio	31:43.80	1999	ARG	36	Karina Córdoba	2:51:07	2013
ETH	1	Gete Wami	30:24.56	1999	ARM	47	Alexa Babakhanian	2:56:57	2001
	1	Derartu Tulu	31:48.81	2001	ARU	21	Lia Melis	2:58:18	1991
	1	Berhane Adere	30:04.18	2003	AUS	9	Jessica Trengove	2:28:59	2017
	1	Tirunesh Dibaba	30:24.02	2005	BDI	DNF	Elvanie Nimbona	-	2019
	1	Tirunesh Dibaba	31:55.41	2007	BEL	15	Agnes Pardaens	2:39:52	1987
	1	Tirunesh Dibaba	30:43.35	2013	BIH	DNF	Luciah Kimani	-	2007
	1	Almaz Ayana	30:16.32	2017		DNF	Luciah Kimani	-	2011
FIN	9	Annemari Sandell	31:54.29	1995	BIZ	57	Melissa Henderson	3:52:35	2007
FRA	8	Yamna Belkacem	32:09.21	2001	BLR	5	Madina Biktagirova	2:34:36	1993
GBR	1	Liz McColgan	31:14.31	1991		5	Volha Mazuronak	2:36:21	2019
GEQ	14h1	Esperanza Obono Elá	45:13.69	1997	BRA	30	Valdilene Silva	2:59:00	2019
GER	3	Kathrin Ullrich (GDR)	31:11.34	1987	BRN	1	Rose Chelimo	2:27:11	2017
GRE	16	Hrysotomía Iakóvou	32:31.46	2001	CAN	5	Jacqueline Gareau	2:32:35	1983
GUA	20h1	Aura Morales	36:06.02	1993	CHI	DNF	Flor Venegas	-	1997
GUY	DNF/h2	Beverly Lord	-	1987		DNF	Erika Olivera	-	2013
HUN	16	Krisztina Papp	32:56.02	2011	CHN	1	Bai Xue	2:25:15	2009
IRL	DNF	Catherina McKiernan	-	1993	COL	39	Erika Abril	2:55:13	2013
IRQ	16h2	Maysa Matrood	35:44.93	1997	CPV	62	Sonia Lopes	3:21:59	2003
ISL	15h2	Martha Ernstdóttir	34:29.55	1995	CRC	40	Gabriela Traña	3:19:13	2019
ITA	4	Maria Guida	31:27.82	1995	CRO	26	Lisa Christina Stublic	2:36:41	2011
JPN	3	Masako Chiba	31:41.93	1997	CUB	21	Emperatriz Wilson	2:54:11	1993
KEN	1	Sally Barsosio	31:32.92	1997	CYP	35	Dagmara Handzlik	2:38:52	2017
	1	Linnet Masai	30:51.24	2009	CZE	14	Eva Vrabcová-Nývltová	2:29:56	2017
	1	Vivian Cheruiyot	30:48.98	2011	DEN	23	Annemette Jensen	2:31:55	2003
	1	Vivian Cheruiyot	31:41.31	2015	DOM	DNF	Sandra Natal	-	1991
KGZ	17	Daria Maslova	31:57.23	2017	ECU	24	Graciela Caizabanda	3:00:03	1991
LAT	10	Jeļena Prokopčuka	31:06.14	2003	ERI	23	Nazret Weldu	2:53:45	2019
LTU	23	Inga Juodeskienė	33:11.60	2001	ESP	5	Alessandra Aguilar	2:32:38	2013
LUX	15h1	Danièle Kaber	34:24.52	1987	EST	14	Jane Salumäe	2:35:53	1995
MAR	7	Asmae Leghzaoui	32:06.35	2001	ETH	1	Mare Dibaba	2:27:35	2015
MAS	18h1	Palaniappan Jayanthi	33:56.72	1993	FIN	5	Ritva Lemettinen	2:31:19	1995
MEX	11	Nora Rocha	32:34.58	1997	FRA	3	Jocelyne Villeton	2:32:53	1987
	11	Marisol Romero	32:16.36	2013	GBR	1	Paula Radcliffe	2:20:57	2005
MGL	19h2	Tevdenschigmed Enh-Od	40:32.86	1993	GBS	DNF	Domingas Embana Togna	-	2007
MLT	16h1	Carol Galea	35:30.84	1995	GER	3	Katrin Dörre	2:30:10	1991
NED	1	Sifan Hassan	30:17.62	2019	GRE	12	Maria Polyzou	2:39:10	1997
NOR	1	Ingrid Kristiansen	31:05.85	1987	GUA	31	Isabel Canto	3:02:02	1995
NZL	4	Kimberley Smith	32:06.89	2007	GUM	33	Julie Ogbourn	3:30:56	1987
PAR	31	Carmen Martínez	33:18.22	2017	HKG	22	Mandy Lo	2:59:39	1991
PER	17h2	Marilu Salazar	34:58.62	1993	HON	23	Gina Coello	2:59:54	1991
POL	15	Karolina Jarzynska	32:54.15	2013	HUN	9	Karolina Szabó	2:36:18	1987
POR	1	Fernanda Ribeiro	31:04.99	1995	IND	18	Jaisha Orchatteri	2:34:43	2015
ROU	5	Mihaela Botezan	32:03.46	2001	IRL	7	Regina Joyce	2:33:52	1983
RSA	5	Elana Meyer	31:31.96	1995	ISR	36	Zehava Shmueli	2:49:07	1983
RUS	5	Alla Zhilyayeva	30:23.07	2003	ITA	2	Valeria Straneo	2:25:58	2013
RWA	25	Sallome Nyirarukundo	32:45.95	2017	JPN	1	Junko Asari	2:30:03	1993
SCG	21	Sonja Stolić (SRB)	33:08.87	2003		1	Hiromi Suzuki	2:29:48	1997
SGP	13h1	Yvonne Danson	37:19.51	1997	KAZ	40	Gulzhanat Zhanatbek	2:45:54	2015
SLO	18	Helena Javornik	32:01.57	2003	KEN	1	Catherine Ndereba	2:23:55	2003
SRB	DNS	Olivera Jevtić	-	2009		1	Catherine Ndereba	2:30:37	2007
SUI	11	Martine Oppliger	32:07.49	1987		1	Edna Kiplagat	2:28:43	2011
SWE	14h1	Midde Hamrin	34:10.36	1987		1	Edna Kiplagat	2:25:44	2013
SWZ	23	Priscilla Mamba	38:45.18	1999		1	Ruth Chepngetich	2:32:43	2019
TAN	13	Restituta Joseph	32:20.26	1999	KGZ	36	Yuliya Andreeva	2:45:04	2015
TJK	18h2	Guylsara Dadabayeva	39:30.28	1993	KOR	16	Yun Sun-Sook	2:33:09	2001
TUR	11	Yasemin Can	31:35.48	2017	LAT	31	Ilona Marhele	2:37:40	2017
UAE	DNF	Saed Alia Mohamed	-	2015	LES	43	Moleboheng Mafata	3:28:30	2011
UGA	13	Mercyline Chelangat	31:40.48	2017	LIE	53	Kerstin Mennenga	3:11:45	2007
UKR	17	Natalya Berkut	32:32.68	2001	LTU	11	Rasa Drazdauskaitė	2:31:23	2015
URS	2	Yelena Zhupiyova (UKR)	31:09.40	1987	MAD	43	Clarisse Rasoarizay	2:43:58	2005
USA	2	Kara Goucher	32:02.05	2007	MAR	35	Kenza Wahbi	2:36:29	2003
UZB	18	Sitora Hamidova	31:57.42	2017	MEX	7	Madai Pérez	2:34:23	2013
YUG	10	Olivera Jevtić (SRB)	31:57.67	1999	MGL	25	Galdabrakh Khishigaikhan	2:56:15	2019
ZIM	13h1	Julia Sakara	33:20.16	1993	MNE	DNF	Sladana Perunović	-	2013
					NAM	3	Helalia Johannes	2:34:15	2019
					NED	17	Carla Beurskens	2:39:25	1983

COUNTRY	POSITION	NAME	MARK	YEAR	COUNTRY	POSITION	NAME	MARK	YEAR
NOR	1	Grete Waitz	2:28:09	1983	IRL	10	Roisin McGettigan	9:39.80	2007
NZL	13	Nina Rillstone	2:33:58	2007	ISR	10h1	Adva Cohen	9:42.92	2019
PAN	32	Gilda Mendez	3:05:00	1995	ITA	9h3	Elena Romagnolo	9:50.79	2007
PER	19	Ena Guevara	2:48:53	1991	JAM	4	Korene Hinds	9:33.30	2005
PLE	39	Mayada Al-Sayyad	3:10:30	2019	JPN	12	Minori Hayakari	9:48.97	2005
POL	1	Wanda Panfil	2:29:53	1991	KEN	1	Milcah Chemos	9:11.65	2013
POR	1	Rosa Mota	2:25:17	1987		1	Hyvin Jepkemoi	9:19.11	2015
	1	Manuela Machado	2:25:39	1995	1	Beatrice Chepkoech	8:57.84	2019	
PRK	1	Yong Song-ok	2:26:59	1999	LTU	5h2	Rasa Troup	9:47.47	2005
PYF	51	Patricia Gauquelin	3:03:08	2007	MAR	9	Hanane Ouhaddou	9:37.87	2007
ROU	1	Lidia Simon	2:26:01	2001	MDA	4h3	Oksana Juravel	9:36.63	2009
RSA	7	Frith van der Merwe	2:35:56	1993	NED	12h1	Miranda Boonstra	10:09.91	2005
RUS	3	Svetlana Zakharova	2:26:18	2001	NOR	13	Karoline Bjerkeli Grøvdal	9:29.41	2019
RWA	25	Épiphanie Nyirabarambe	2:33:59	2009	NZL	12h1	Rosa Flanagan	10:00.71	2015
SCG	8	Olivera Jevtić (SRB)	2:26:49	2003	PAN	15h3	Rolanda Bell	10:33.78	2015
SGP	DNF	Jayamani Kandasamy	-	1983	POL	11	Katarzyna Kowalska	9:30.37	2009
SLO	20	Helena Javornik	2:51:06	1993	POR	10	Jessica Augusto	9:25.25	2009
SMR	DNS	Amy Cesaretti	-	1983	PUR	5h3	Beverly Ramos	9:45.50	2011
SRB	75	Teodora Simović	2:59:01	2017	ROU	6	Cristina Casandra	9:29.63	2007
SRI	49	Geethani Rajasekara	2:50:40	2015	RSA	14h1	Tebogo Masehla	10:41.02	2007
SUI	8	Franziska Rochat	2:36:16	1997	RUS	1	Yekaterina Volkova	9:06.57	2007
SVK	22	Katarína Bérešová	2:37:24	2015		1	Yuliya Zarudneva/Zaripova	9:08.39	2009
SWE	7	Isabellah Andersson	2:30:13	2011	SLO	12	Marusa Mismas	9:25.80	2019
SWZ	52	Lindiwe Maziya	3:23:19	2001	SUD	12h1	Muna Durka	9:52.90	2009
TAN	49	Banuelia Mrashani	2:40:45	2003	SUI	7h3	Fabienne Schlumpf	9:36.08	2017
TCH	33	Jarmila Urbanová (CZE)	2:48:28	1983	SWE	7h2	Ida Nilsson	9:56.17	2005
THA	DNF	Yupin Lohachart	-	1983	TUN	1	Habiba Ghribi	9:11.97	2011
TJK	42	Guylsara Dadabayeva	3:23:01	1999	TUR	13	Özlem Kaya	9:34.66	2015
TKM	40	Anna Markelova	2:58:04	1999	UGA	1	Dorcus Inzikuru	9:18.24	2005
TPE	22	Su Su-Ning	2:58:37	1993	UKR	7	Valentina Zhudina	9:33.73	2013
TUR	26	Nurten Taşdemir	2:43:20	1995	USA	1	Emma Coburn	9:02.58	2017
UGA	57	Jane Suuto	2:52:44	2009					
UKR	20	Yelena Burkovska	2:34:21	2011	100 Metres Hurdles				
URS	2	Zoya Ivanova (KAZ)	2:32:38	1987	ALB	7h2	Laureta Derhemi	15.20	1999
USA	2	Marianne Dickerson	2:31:09	1983	ALG	DNS/h2	Yasmina Azzizi	-	1991
UZB	DNF	Irina Matrosova	-	2001	ARG	6q1	Beatriz Capotosto	13.60	1983
	DNF	Sitora Hamidova	-	2015	AUS	1	Sally Pearson	12.28	2011
	DNF	Sitora Hamidova	-	2019	1	Sally Pearson	12.59	2017	
VEN	40	Elizabeth Shuh	2:51:30	1983	AUT	6s3	Beate Schrott	13.02	2011
ZIM	21	Rutendo Nyahaora	2:52:33	2019	6s3	Beate Schrott	13.25	2019	
					BAH	6s3	Devyne Charlton	12.95	2017
					BAN	9h3	Sumita Rani	14.89	2007
					BAR	4s2	Kierre Beckles	12.90	2015
					BEL	3s3	Anne Zagré	12.88	2015
					BLR	3	Alina Talai	12.66	2015
					BRA	7s1	Maíla Machado	13.34	2003
					BUL	1	Ginka Zagorcheva	12.34	1987
					BUR	8h4	Béatrice Kamboulé	13.76	2011
					8h4	Marthe Koala	13.38	2017	
					CAF	7h5	Maria-Joëlle Conjungo	13.89	1999
					7h4	Maria-Joëlle Conjungo	13.51	2003	
					CAN	1	Perdita Felicien	12.53	2003
					CGO	6h4	Solène Eboulabeka	14.66	2005
					CHI	6h2	Carmen Bezanilla	14.01	1991
					CHN	6s1	Sun Yawei	13.19	2011
					COL	4s1	Lina Flores	12.94	2011
					4s2	Lina Flores	13.01	2013	
					CRC	5	Andrea Vargas	12.64	2019
					CRO	8s3	Andrea Ivancevic	33.95	2015
					CUB	4	Aliuska López	12.73	1993
					CYP	DNS/h5	Dimitra Arachoviti	-	2011
					CZE	4s1	Lucie Skrobáková	12.92	2009
					DEN	7q2	Helle Sichlau	13.73	1983
					DOM	4s1	LaVonne Idlette	12.91	2013
					ECU	8s1	Nancy Vallecilla	13.28	1987
					EGY	7h4	Salma Abou Emam	14.38	2013
					ESA	8h4	Beatriz Flamenco	14.77	2015
					ESP	4	Glory Alozie	12.75	2003

3000 Metres Steeplechase

ALB	9	Luiza Gega	9:19.93	2019
ALG	5h1	Amina Bettiche	9:36.10	2015
ARG	11	Belén Casetta	9:25.99	2017
AUS	10	Genevieve Gregson	9:23.84	2019
AUT	11h1	Andrea Mayr	10:07.61	2005
BEL	11	Veerle Dejaeghere	9:40.10	2007
BLR	DNF/h1	Alesya Turova	-	2007
	DNF/h1	Svetlana Kudelich	-	2015
BRA	10h1	Zenaide Vieira	10:04.40	2007
BRN	4	Winfred Yavi	9:05.68	2019
BUL	14	Silvia Danekova	9:58.57	2013
CAN	13	Geneviève Lalonde	9:29.99	2017
CHN	8h3	Zhang Xinyan	9:43.75	2019
COL	9h1	Angela Maria Figueroa	10:06.00	2011
CZE	8h2	Marcela Lustigová	10:12.54	2011
DEN	7	Anna Emilie Møller	9:13.46	2019
ESP	8	Rosa Morató	9:36.84	2007
ETH	3	Sofia Assefa	9:12.84	2013
FIN	6h3	Sandra Eriksson	9:46.62	2009
FRA	5	Sophie Duarte	9:27.51	2007
GBR	9	Barbara Parker	9:56.66	2011
GER	3	Gesa-Felicitas Krause	9:19.25	2015
	3	Gesa Felicitas Krause	9:03.30	2019
GRE	13h1	Írini Kokkíniariou	10:19.62	2007
HUN	5h3	Livia Tóth	9:45.14	2009
IND	8	Lalita Babar	9:29.64	2015

COUNTRY	POSITION	NAME	MARK	YEAR	COUNTRY	POSITION	NAME	MARK	YEAR
FIN	5s2	Nooralotta Neziiri	13.04	2013	USA	1	Gail Devers	12.46	1993
	5s2	Nooralotta Neziiri	12.89	2019		1	Gail Devers	12.68	1995
	5s3	Reetta Hurske	13.24	2019		1	Gail Devers	12.37	1999
FRA	4	Monique Ewanjé-Epée	12.84	1991		1	Anjanette Kirkland	12.42	2001
GBR	3	Tiffany Porter	12.55	2013		1	Michelle Perry	12.66	2005
GER	1	Bettine Jahn (GDR)	12.35	1983		1	Michelle Perry	12.46	2007
GHA	6h1	Dinah Yankey	13.90	1987		1	Brianna Rollins	12.44	2013
GRE	6s1	Flóra Redóúmi	13.10	2003		1	Nia Ali	12.34	2019
HAI	5s2	Nadine Faustin	13.01	2003	VEN	8s1	Génesis Romero	13.18	2019
HKG	6h3	Chan Sau Ying	13.50	1993	VIE	6h1	Vu Bich Hong	13.36	1999
	6h1	Chan Sau Ying	13.53	1995	YUG	5h4	Brigita Bukovec (SLO)	13.44	1991
	6h2	Chan Sau Ying	13.54	1999	ZIM	8h3	Tamla Pietersen	14.50	2009
HON	6h1	Jeimy Bernárdez	14.53	2009					
HUN	5s1	Luca Kozák	12.87	2019	400 Metres Hurdles				
INA	7h3	Dede Erawati	13.56	2011	ANG	7h1	Delfina Joaquim	59.34	1999
IRL	4	Derval O'Rourke	12.67	2009	ARG	6h1	Anabella von Kesselstat	57.82	1993
ISL	7h1	Helga Halldórsdóttir	13.97	1987	ARM	6h2	Amaliya Sharoyan	57.97	2013
	7h1	Guðrún Arnardóttir	13.96	1993	AUS	1	Jana Pittman	53.22	2003
ISR	4s3	Irina Lenskiy	12.89	2003		1	Jana Rawlinson	53.31	2007
ITA	7s1	Marzia Caravelli	13.06	2013	AUT	7h3	Gerda Haas	58.65	1987
JAM	1	Brigitte Foster-Hylton	12.51	2009	BAR	4	Andrea Blackett	53.36	1999
	1	Danielle Williams	12.57	2015	BEL	5s1	Élodie Ouédraogo	55.29	2011
JPN	8s2	Ayako Kimura	13.29	2017		5s1	Axelle Dauwens	55.82	2015
KAZ	2	Olga Shishigina	12.80	1995		5s1	Hanne Claes	55.25	2019
KOR	7h3	Kim Seon-jin	13.99	1993	BEN	7h1	Miel Ayedou	58.80	2011
	7h2	Jeong Hye-Lim	13.39	2011	BLR	3s3	Tatyana Ledovskaya	54.60	1993
	7h5	Jeong Hye-Lim	13.37	2017	BRA	5h3	Jailma de Lima	57.21	2011
LAT	8q1	Anita Trumpe	13.43	1999	BRN	5s3	Aminat Yusuf Jamal	55.54	2019
LIE	7h6	Manuela Marxer	13.65	1993	BUL	6	Vania Stambolova	54.23	2011
LTU	6h1	Sonata Tamošaitytė	13.28	2011	BUR	5h2	Aïssata Soulama	57.06	2007
LUX	7h5	Véronique Linster	13.74	1995		6	Sage Watson	54.92	2017
MAD	6s2	Nicole Ramalalanirina	13.16	1993	CHN	5	Huang Xiaoxiao	54.57	2005
MAR	6h3	Nawal el Moutawakel	14.85	1983		5	Huang Xiaoxiao	54.15	2007
MEX	6h4	Sandra Tavares	13.86	1987	CIV	6h4	Celestine Ndrin	64.91	1980
MON	7h1	Virginie Gollino	15.26	1997		6h3	Marie Womplou	58.46	1987
	7h4	Carine Cresto	15.75	1999		6h1	Marie Womplou	58.80	1991
NED	6	Nadine Visser	12.66	2019		6h4	Marie Womplou	58.67	1995
NGR	2	Glory Alozie	12.44	1999	CMR	6h5	Carole Kaboud-Mebam	58.10	2009
NOR	4s1	Isabelle Pedersen	12.86	2015	COL	7h2	Melissa Gonzalez	56.49	2019
	4s3	Isabelle Pedersen	12.87	2017	COM	7h1	Salhate Djamaaldine	58.91	2003
NZL	5h1	Andrea Miller	13.83	2009		7h3	Salhate Djamaaldine	60.33	2005
PAN	7h4	Yvette Lewis	14.12	2015	CRC	7h3	Sharolyn Scott	58.78	2011
PAR	8h5	Camila Pirelli	14.09	2015	CRO	8s1	Nikolina Horvat	57.02	2011
PER	DNS/h3	Gilda Massa	-	1995	CUB	1	Daimí Pernía	52.89	1999
PNG	7h1	Adrine Monagi	14.00	2019	CYP	4h1	Androula Sialou	56.11	2003
POL	5	Aurelia Trywińska	12.75	2003	CZE	1	Zuzana Hejnová	52.83	2013
POR	6h2	Isabel Abrantes	13.77	1995		1	Zuzana Hejnová	53.50	2015
PUR	5h6	Joyce Melendez	13.41	1993	DEN	4	Sara Petersen	54.20	2015
ROU	8s3	Carmen Zamfir	13.24	2003	DOM	6h4	Yolanda Osana	59.18	2009
RSA	7s2	Corien Botha	13.12	1997	ECU	4h4	Liliana Chala	58.39	1987
	7s2	Rikenette Steenkamp	12.96	2019	ESP	2/B' Final	Montserrat Pujol	58.38	1980
RUS	2	Marina Azyabina	12.60	1993	ETH	7h1	Zewdie Hailemariam	60.57	1987
SEN	8h2	Gnima Faye	13.66	2013	FIN	5	Tuija Helander	54.62	1987
SEY	6h5	Céline Laporte	14.00	2005	FRA	6s3	Aurèlie Chaboudez	56.13	2015
SGP	8h1	Dipna Lim Prasad	14.40	2011	GBR	1	Sally Gunnell	52.74	1993
SLO	4	Brigita Bukovec	12.69	1997	GER	1	Bärbel Broschat (GDR)	54.55	1980
SMR	8h2	Barbara Rustignoli	15.51	2005		1	Sabine Busch (GDR)	53.62	1987
SRI	8s2	Sriyani Kulawansa	12.98	1999	GRE	7s2	Hristina Hantzi-Neag	57.11	2005
SUI	5	Julie Baumann	12.88	1991		7s2	Faní Halkiá	56.58	2007
	5	Julie Baumann	12.95	1995	HUN	5s2	Judit Szekeres	54.86	1999
SVK	6h1	Stanislava Škvarková	13.44	2019	IND	6s2	PT Usha	55.89	1987
SWE	1	Lyudmila Engquist	12.50	1997	IRL	4	Mary Appleby	56.51	1980
THA	5s1	Trecia Roberts	12.83	1999	ISL	5s2	Guðrún Arnardóttir	54.93	1997
TKM	7h2	Natalya Belenkova	14.18	1993	ISR	7h2	Olga Dogadedko	57.23	1999
TPE	DNS/q2	Lin Yueh-Hsiang	-	1983	ITA	3s2	Benedetta Ceccarelli	55.41	2005
TTO	7s1	Alesha Barber	13.06	2009	JAM	1	Melaine Walker	52.42	2009
TUR	5s1	Nevin Yanıt	12.99	2009	JPN	7s2	Satomi Kubokura	56.87	2011
UKR	4s2	Yelena Krasovska	12.85	2005	KAZ	8	Natalya Torshina	55.78	1993
URS	1	Lyudmila Narozhilenko (RUS)	12.59	1991		8	Natalya Torshina	56.75	1995

COUNTRY	POSITION	NAME	MARK	YEAR	COUNTRY	POSITION	NAME	MARK	YEAR
VEN	DQ/q	Marielys Rojas	(1.85)	2011	BEL	31q	Sandrine Hennart	5.90	1993
VIE	NH/q	Bui Thi Nhung	-	2009	BER	22q	Arantxa King	6.36	2013
YUG	=13q	Amra Temim (SRB)	1.88	1987	BLR	3	Nastassia Ivanova	6.74	2011
Pole Vault					BRA	6	Maurren Maggi	6.80	2007
ARG	11	Alejandra García	4.25	1999	BRA	6	Maurren Maggi	6.68	2009
AUS	3	Tatiana Grigorieva	4.45	1999	BUL	9	Lyudmila Ninova	6.50	1987
AUT	11	Doris Auer	4.25	2001	BUL	9	Magdalena Khristova	6.64	1997
BEL	=20q	Fanny Smets	4.20	2017	BUR	25q	Mariam Traore	4.90	1983
	20q	Fanny Smets	4.50	2019	CAF	NH/q	Nicole Tombezogo	-	1983
BLR	=7	Iryna Zhuk	4.70	2019	CAM	24q	Kim Moh	4.90	1983
BRA	1	Fabiana Murer	4.85	2011	CAN	4	Christabel Nettey	6.95	2015
BUL	=15q	Tanya Stefanova	4.25	2003	CHI	28q	Macarena Reyes	5.93	2013
CAN	5	Alysha Newman	4.80	2019	CHN	9	Guan Yingnan	6.69	2001
CHI	NH/q	Carolina Maurer-Torres	-	2003	CUB	2	Niurka Montalvo	6.86	1995
CHN	5	Gao Shuying	4.50	2001	CYP	15q	Nektaria Panagi	6.43	2017
	5	Gao Shuying	4.50	2005	CZE	13q	Denisa Scerbová	6.58	2007
CUB	1	Yarisley Silva	4.90	2015	DEN	3	Renata Nielsen	6.76	1993
CYP	17q	Ánna Fitídou	4.15	2003	DOM	39q	Elisa Perez	5.67	1997
CZE	2	Katerina Badurová	4.75	2007	EGY	33q	Nachoua Morsy	5.48	1993
DEN	=13q	Marie B. Rasmussen	4.25	2001		33q	Enas Gharib	5.48	2011
ESP	9	Naroa Agirre	4.35	2005	ESP	1	Niurka Montalvo	7.06	1999
FIN	10	Minna Nikkanen	4.60	2015	EST	7	Ksenija Balta	6.62	2009
FRA	5	Vanessa Boslak	4.70	2007	FIJ	23q	Soko Salaniqiqi	5.77	2005
GBR	4	Holly Bradshaw	4.80	2019	FIN	9	Ringa Ropo	6.63	1991
GER	2	Annika Becker	4.70	2003	FRA	1	Eunice Barber	6.99	2003
	2	Martina Strutz	4.80	2011	GBR	2	Shara Proctor	7.07	2015
GRE	1	Katerina Stefanídi	4.91	2017	GER	1	Heike Daute (GDR)	7.27	1983
HUN	4	Zsuzsa Szabó	4.40	1999		1	Heike Drechsler	7.11	1993
IRL	18q	Tori Pena	4.30	2013		1	Malaika Mihambo	7.30	2019
ISL	6	Thórey Elísóttir	4.45	2001	GRE	2	Níki Xánthou	6.94	1997
ISR	=25q	Jillian Schwartz	4.25	2011	GRN	21q	Jacinta Bartholomew	5.77	1983
ITA	13q	Anna Giordano Bruno	4.50	2009	GUA	42q	Maria Fletschmann	5.25	1997
JPN	=17q	Takayo Kondo	4.15	2005	GUY	11	Jennifer Innis	6.54	1983
KOR	=18q	Choe Yun-Hee	4.40	2011	HON	37q	Pastora Chávez	4.71	1993
MAS	=23q	Roslinda Samsu	4.35	2007	HUN	4	Tünde Vaszi	6.86	2001
NED	16q	Monique de Wilt	4.25	2001	INA	26q	Maria Londa	6.36	2019
NOR	=25q	Lene Retzius	4.35	2019	IND	3	Anju Bobby George	6.70	2003
NZL	9	Eliza McCartney	4.55	2017	IRL	27q	Terri Horgan	6.11	1993
POL	1	Anna Rogowska	4.75	2009	ISR	25q	Sigal Gonen	6.03	1987
POR	25q	Elisabete Tavares	4.00	2005	ISV	25q	Flora Hyacinth	6.36	1995
	=25q	Eleonor Tavares	4.25	2011	ITA	1	Fiona May	6.98	1995
RSA	10	Elmarie Gerryts	4.25	1999		1	Fiona May	7.02	2001
RUS	1	Svetlana Feofanova	4.75	2003	IVB	7	Chantel Malone	6.57	2017
	1	Yelena Isinbaeva	5.01	2005	JAM	8	Chanice Porter	6.56	2019
	1	Yelena Isinbaeva	4.80	2007	JPN	11	Kumiko Ikeda	6.44	2001
	1	Yelena Isinbaeva	4.89	2013	KAZ	13q	Yelena Kashcheyeva	6.46	2001
	1	Anzhelika Sidorova (ANA)	4.95	2019	KGZ	21q	Yelena Bobrovskaya	5.93	2001
SLO	=13	Tina Šutej	4.50	2019	KOR	13q	Jeong Soon-Ok	6.49	2009
SUI	11	Nicole Büchler	4.45	2017	LAT	2	Ineta Radēviča	6.76	2011
SWE	=4	Angelica Bengtsson	4.70	2015	MEX	29q	Jessamyn Saucedo	5.61	2017
UKR	2	Anzhela Balakhonova	4.55	1999	NCA	35q	Deborah Rugama	4.88	1995
URU	NH/q	Deborah Gyurcsek	-	2001	NED	11	Sharon Jaklofsky	6.61	1997
USA	1	Stacy Dragila	4.60	1999	NGR	2	Blessing Okagbare	6.99	2013
	1	Stacy Dragila	4.75	2001	NOR	19q	Heidi Benserud	5.92	1983
VEN	=3	Robeilys Peinado	4.65	2017	NZL	12	Chantal Brunner	6.43	1995
Long Jump					PAN	43q	Isis Moreno	5.08	1997
AHO	34q	Solange Ostiana	5.37	1993	PER	29q	Paola Mautino	6.15	2015
AIA	5	Shara Proctor	6.71	2009	PHI	15q	Marestella Torres	6.46	2005
ALB	32q	Ermelinda Shehu	5.67	1993	PNG	30q	Rellie Kaputin	5.59	2017
ALG	16q	Baya Rahouli	6.55	1999	POL	7	Agata Karczmarek	6.71	1995
AND	31q	Claudia Guri	5.59	2015	POR	3	Naide Gomes	6.77	2009
ARG	22q	Andrea Ávila	6.23	1993	PUR	17q	Madeline de Jesús	6.12	1983
AUS	6	Brooke Stratton	6.67	2017	ROU	2	Anișoara Cușmir	7.15	1983
AUT	6	Lyudmila Ninova	6.73	1993	RSA	24q	Janice Josephs	6.44	2007
BAH	8	Jackie Edwards	6.42	2005	RUS	1	Lyudmila Galkina	7.05	1997
BAN	34q	Nilufar Yasmin	5.40	1995		1	Tatyana Lebedeva	7.03	2007
					SEN	DNS/q	Kéné Ndoye	-	2005
					SEY	23q	Marie-Ange Wirtz	5.20	1983
					SGP	27q	Chan See-Huey	5.49	1987

COUNTRY	POSITION	NAME	MARK	YEAR	COUNTRY	POSITION	NAME	MARK	YEAR
SLE	26q	Ola Sesay	6.23	2009	INA	26q	Maria Londa	12.94	2007
SLO	26q	Nina Kolaric	6.19	2011	IND	19q	Mayookha Johnny	13.99	2011
SRB	3	Ivana Španović	6.82	2013	ISR	2	Hanna Minenko	14.78	2015
	3	Ivana Španović	7.01	2015	ITA	3	Magdelín Martínez	14.90	2003
SUI	18q	Irene Pusterla	6.34	2011	JAM	1	Trecia Smith	15.11	2005
SVK	12	Jana Veldáková	6.21	2007	JPN	27q	Fumiyo Yoshida	12.62	2007
SWE	4	Carolina Klüft	6.56	2011	KAZ	2	Olga Rypakova	14.89	2011
TCH	7	Eva Murková (SVK)	6.80	1983	KOR	30q	Jeong Hye-Kyung	13.50	2011
TGA	37q	Siulolo Liku	5.83	1997	LAT	7	Jeļena Blaževiča	14.06	1997
TPE	23q	Wang Shu-Hwa	6.38	1991	LTU	14q	Dovilė Dzindzaletaitė	14.09	2019
TTO	18q	Aisha James	6.36	2003	MDA	9	Olga Bolshova	13.86	2001
TUR	2	Karin Melis Mey	6.80	2009	NGR	24q	Chinonye Ohadugha	13.32	2007
UKR	2	Larysa Berezhna	6.98	1993	POL	6	Anna Jagaciak-Michalska	14.25	2017
	2	Maryna Bekh-Romanchuk	6.92	2019	POR	8	Patricia Mamona	14.40	2019
URS	2	Yelena Belevskaya (RUS)	7.14	1987	ROU	2	Rodica Mateescu	15.16	1997
USA	1	Jackie Joyner	7.36	1987	RUS	1	Anna Biryukova	15.09	1993
	1	Jackie Joyner-Kersey	7.32	1991		1	Tatyana Lebedeva	15.25	2001
	1	Tianna Madison	6.89	2005		1	Tatyana Lebedeva	15.18	2003
	1	Brittney Reese	7.10	2009	SEN	6	Kéné Ndoye	14.47	2005
	1	Brittney Reese	6.82	2011	SLO	3	Marija Šestak	14.72	2007
	1	Brittney Reese	7.01	2013	SRB	4	Biljana Topić	14.52	2009
	1	Tianna Bartoletta	7.14	2015	SUD	4	Yamilé Aldama	14.72	2005
	1	Brittney Reese	7.02	2017	SVK	7	Dana Veldáková	14.25	2009
UZB	24q	Yuliya Tarasova	6.26	2011	SWE	11	Camilla Johansson	13.84	2001
VIN	28q	Jacqueline Ross	5.29	1987	TKM	19q	Viktoriya Brigadnaya	13.84	1999
YUG	27q	Tamara Malešev (SRB)	6.27	1991	UGA	19q	Sarah Nambawa	13.31	2013
					UKR	1	Inessa Kravets	15.50	1995
						1	Olga Saladukha	14.94	2011
Triple Jump					URU	24q	Graciela Acosta	11.80	1993
ALB	NM/q	Ermelinda Shehu	-	1993	USA	7	Keturah Orji	14.46	2019
ALG	7	Baya Rahouli	14.40	2005	UZB	15q	Anastasiya Zhuravlyeva	13.97	2005
ARG	25q	Andrea Ávila	13.41	1995	VEN	1	Yulimar Rojas	14.91	2017
AUT	11	Lyudmila Ninova	13.30	1993		1	Yulimar Rojas	15.37	2019
BAH	24q	Tamara Myers	13.41	2017	YUG	33q	Marija Martinović (SLO)	13.30	1997
BEL	19q	Svetlana Bolshakova	13.89	2009					
BEN	=29q	Sonya Agbessi	12.02	1995	Shot Put				
BIZ	23q	Althea Moses	12.17	1993	ASA	22q	Lisa Misipeka	13.98	1995
BLR	7	Zhanna Gureyeva	14.22	1995	AUS	11	Gael Martin	17.79	1983
BRA	7	Keila Costa	14.40	2007	AUT	7	Valentyna Fedyushina	18.17	1999
BUL	2	Iva Prandzheva	15.18	1995	BLR	1	Yanina Korolchik	20.61	2001
BUR	DNS/q	Sylvie Kabore	-	1993	BRA	9	Elisângela Adriano	18.11	2003
CAN	21q	Michelle Hastick	13.54	2001		9	Geisa Arcanjo	18.03	2017
CHN	6	Ren Ruiping	14.25	1995	BRN	22q	Noora Salim Jassim	16.97	2017
	6	Xie Limei	14.50	2007		22q	Noora Salim Jassim	17.36	2019
CMR	2	Françoise Mbango	14.60	2001	BRU	23q	Tea Ai Seng	12.46	1995
	2	Françoise Mbango	15.05	2003	BUL	3	Svetla Mitkova	19.56	1995
COL	1	Caterine Ibargüen	14.85	2013	CAN	6	Brittany Crew	18.21	2017
	1	Caterine Ibargüen	14.90	2015	CHI	9	Natalia Ducó	17.98	2015
CUB	1	Yargelis Savigne	15.28	2007	CHN	1	Huang Zhihong	20.83	1991
	1	Yargelis Savigne	14.95	2009		1	Huang Zhihong	20.57	1993
CZE	1	Šárka Kašpárková	15.20	1997		1	Gong Lijiao	19.94	2017
DEN	20q	Renata Nielsen	12.96	1993		1	Gong Lijiao	19.55	2019
DMA	19q	Thea Lafond	13.82	2017	CMR	20q	Auriel Dongmo	16.85	2015
DOM	=29q	Elisa Pérez	12.02	1995	COL	17q	Sandra Lemus	17.55	2013
ECU	24q	Liuba Zaldivar	13.56	2019	CRO	27q	Valentina Mužaric	16.47	2013
ESP	6	Ana Peleteiro	14.47	2019	CUB	4	Yumileidi Cumbá	18.64	2005
EST	17q	Virge Naeris	13.76	1995	DOM	23q	Flor Vásquez	16.52	2003
FIN	5	Heli Koivula	14.28	2001	EGY	21q	Hanan Ahmed Khaled	14.56	1995
FRA	8	Betty Lise	14.03	1997	ESP	21q	Margarita Ramos	15.89	1991
GBR	5	Ashia Hansen	14.49	1997	FIN	17q	Asta Hovi	17.89	1987
	5	Yamilé Aldama	14.50	2011		17q	Asta Ovaska	17.15	1991
GER	5	Helga Radtke	14.19	1993	FRA	13q	Laurence Manfrédi	17.89	1999
	5	Kristin Gierisch	14.33	2017	GAB	18q	Odette Mistoul	14.23	1983
GHA	23q	Nadia Eke	13.54	2017	GBR	10	Venissa Head	18.05	1983
GRE	1	Paraskeví Tsiamíta	14.88	1999	GBS	30q	Jessica Include	14.63	2017
GRN	31q	Patricia Sylvester	13.22	2009	GEO	13q	Mariam Kevkhashvili	17.95	2009
GUA	35q	Maria Fletschmann	12.18	1997	GER	1	Astrid Kumbernuss	21.22	1995
GUY	28q	Nicola Martial	12.95	1995		1	Astrid Kumbernuss	20.71	1997
HUN	NM/q	Ildikó Fekete	-	1993					

COUNTRY	POSITION	NAME	MARK	YEAR	COUNTRY	POSITION	NAME	MARK	YEAR
(GER)	1	Astrid Kumbernuss	19.85	1999	ESA	31q	Eva Maria Dimas	41.78	1995
	1	Christina Schwanitz	20.37	2015	ESP	20q	Sabina Asenjo	57.00	2017
GRE	12	Iríni Terzóglou	17.88	2003	EST	29q	Eha Rünne	56.57	1999
HAI	19q	Deborah Saint Phard	16.54	1987	FIJ	19q	Mereoni Vibose	42.36	1983
HUN	2	Anita Márton	19.49	2017	FIN	13q	Ulla Lundholm	57.64	1983
IRI	18q	Leyla Rajabi	17.04	2015	FRA	2	Méline Robert-Michon	66.28	2013
ITA	7	Chiara Rosa	18.39	2007	GBR	8	Meg Ritchie	62.50	1983
JAM	2	Danielle Thomas-Dodd	19.47	2019	GER	1	Martina Opitz (GDR)	68.94	1983
JOR	24q	Nada Kawar	15.76	1997		1	Martina Hellmann (GDR)	71.62	1987
JPN	19q	Yoko Toyonaga	17.02	2007		1	Franka Dietzsch	68.14	1999
KAZ	19q	Iolanta Ulyeva	16.22	2001		1	Franka Dietzsch	66.56	2005
KOR	10	Lee Myung-sun	17.92	1999		1	Franka Dietzsch	66.61	2007
LTU	16q	Austra Skujytė	17.86	2009	GRE	2	Anastasia Kelesidou	66.05	1999
MDA	12	Dumitriana Surdu	17.64	2019		2	Anastasia Kelesidou	67.14	2003
MLI	DNS/q	Oumou Traore	-	1995	GUY	30q	Hughette Robertson	34.52	1991
MNT	20q	Magdalene Springer	9.78	1983	HUN	24q	Anita Márton	55.96	2017
MYA	26q	Aye Aye Nwe	13.88	1993	IND	12	Neelam Jaswant Singh	57.92	2003
NED	9	Lieja Tunks	17.83	2005	ITA	8	Agnese Maffeis	61.40	1997
NGR	15q	Vivian Chukwuemeka	17.50	2005	JAM	15q	Shadae Lawrence	59.25	2017
NZL	1	Valerie Adams/Vili	20.54	2007	JPN	26q	Yuka Murofushi	52.76	2007
	1	Valerie Adams/Vili	20.44	2009	LTU	9	Zinaida Sendriūtė	62.54	2013
	1	Valerie Adams	21.24	2011	MDA	28q	Alexandra Emilianov	52.05	2019
	1	Valerie Adams	20.88	2013	MLI	32q	Oumou Traore	35.54	1995
PLE	25q	Nabeela Mabrouk	5.71	1995	MYA	33q	Aye Aye Nwe	47.40	1993
PNG	23q	Iammogapi Launa	12.56	1991	NAM	28q	Wilna van Vuuren	43.60	1991
POL	6	Krystyna Zabawska	18.62	2003	NCA	29q	Maria Obando	41.78	1991
ROU	6	Mihaela Loghin	19.85	1983	NED	7	Ria Stalman	63.76	1983
RSA	22q	Simoné du Toit	15.83	2011	NGR	13q	Chioma Onyekwere	61.38	2019
RUS	1	Svetlana Krivelyova	20.63	2003	NOR	6	Mette Bergmann	62.48	1995
	1	Olga Ryabinkina	19.64	2005	NRU	NM/q	Juliet Cain	-	1983
SAM	24q	Mary Curry	8.85	1995	NZL	1	Beatrice Faumuina	66.82	1997
SLO	15q	Nataša Erjavec	16.91	1995	PHI	22q	Dorie Cortejo	40.98	1987
SWE	14q	Fanny Roos	18.01	2019	POL	4	Żaneta Glanc	62.66	2009
TCH	1	Helena Fibingerová (CZE)	21.05	1983		4	Żaneta Glanc	63.91	2011
TGA	22q	Ana Po'uhiha	16.62	2007	POR	6	Teresa Machado	62.00	1997
THA	21q	Juttaporn Krasaeyan	17.39	1999	ROU	2	Nicoleta Grasu	66.24	2001
TPE	24q	Lin Chia-Ying	16.41	2007	RSA	13q	Elizna Naudé	58.93	2005
TTO	11	Cleopatra Borel-Brown	17.62	2011	RUS	1	Olga Burova	67.40	1993
TUR	16q	Emel Dereli	17.71	2019	SAM	34q	Orepa Naseri	26.30	1993
UKR	2	Vita Pavlysh	20.66	1997	SCG	7	Dragana Tomašević (SRB)	60.56	2005
URS	1	Natalya Lisovskaya (RUS)	21.24	1987	SRB	7	Dragana Tomašević	62.48	2011
USA	2	□Jillian Camarena-Williams	20.02	2011	SWE	8	Anna Söderberg	61.61	2003
VAN	19q	Maryline Adam	11.32	1983	TCH	6	Zdenka Silhavá (CZE)	64.32	1983
VEN	21q	Ahymará Espinoza	16.76	2015		6	Zdenka Silhavá (CZE)	64.82	1987
YUG	18q	Daniela Curović (SRB)	16.30	1995	THA	26q	Subenrat Insaeng	55.16	2017
					TPE	33q	Li Wen-Hua	53.88	2009
					TUN	20q	Neblia Mouelhi	45.94	1987
Discus Throw					TUR	25q	Hüsniye Keskin	48.80	1997
ARG	12	Rocío Comba	59.83	2013	UKR	4	Yelena Antonova	65.90	2003
AUS	1	Dani Samuels	65.44	2009	URS	2	Galina Murašova (LTU)	67.44	1983
AUT	27q	Ursula Weber	55.48	1993	USA	5	Seilala Sua	63.74	2001
BEL	16q	Marie-Paule Geldhof	57.26	1991		5	Stephanie Brown-Trafton	63.85	2011
BLR	1	Ellina Zvereva	68.64	1995		5	Gia Lewis-Smallwood	64.23	2013
	1	Ellina Zvereva	67.10	2001	VAN	20q	Maryline Adam	33.36	1983
	1	Irina Yatchenko	67.32	2003	YUG	29q	Daniela Curović (SRB/IWP)	53.72	1993
BRA	6	Fernanda Borges	62.44	2019	ZIM	18q	Mariëtte van Heerden	45.22	1983
BUL	1	Tsvetanka Khristova	71.02	1991					
CAN	21q	Tina McDonald	46.98	2001	Hammer Throw				
CHI	17q	Karen Gallardo	57.03	2013	ARG	9	Jennifer Dahlgren	69.72	2011
CHN	1	Li Yanfeng	66.52	2011	ASA	3	Lisa Misipeka	66.06	1999
CIV	18q	Suzanne Kragbé	57.55	2011	AUS	3	Bronwyn Eagles	68.87	2001
COK	20q	Tereapii Tapoki	50.92	2005	AZE	5	Hanna Skydan	73.38	2017
COL	18q	Maria Isabel Urrutia	53.94	1987	BLR	6	Lyudmila Gubkina	65.44	1999
CRO	1	Sandra Perković	67.99	2013	BUL	20	Anelia Yordanova	53.20	1999
	1	Sandra Perković	70.31	2017	CAN	10	Sultana Frizell	70.88	2009
CUB	1	Denia Caballero	69.28	2015	CHN	2	Zhang Wenxiu	75.58	2013
	1	Yaime Pérez	69.17	2019		2	Zhang Wenxiu	76.33	2015
CZE	3	Věra Cechlová	63.19	2005		2	Wang Zheng	75.98	2017
EGY	21q	Hanan Ahmed Khaled	42.64	1987					

COUNTRY	POSITION	NAME	MARK	YEAR	COUNTRY	POSITION	NAME	MARK	YEAR
COK	40q	Siniva Marsters	41.54	2003		1	Barbora Špotáková	71.58	2011
COL	28q	Johana Moreno	65.05	2009		1	Barbora Špotáková	66.76	2017
CRO	8	Ivana Brkljačić	65.43	2001	DEN	4	Christina Scherwin	63.43	2005
CUB	1	Yipsi Moreno	70.65	2001	ESP	15q	Mercedes Chilla	58.38	2005
	1	Yipsi Moreno	73.33	2003	EST	23q	Liina Laasma	56.93	2013
	1	Yipsi Moreno	73.08	2005	FIJ	20q	Mereoni Vibose	49.44	1983
CYP	39q	Elena Teloni	55.20	2003	FIN	1	Tina Lillak	70.82	1983
CZE	8	Katerina Safránková	71.34	2017	FRA	14q	Martine Bégue	59.16	1993
EGY	20q	Marwa Hussein	64.53	2003		14q	Alexie Alais	60.46	2019
ESA	31q	Nancy Guillén	57.96	2001	GBR	1	Fatima Whitbread	76.64	1987
ESP	19	María Dolores Pedrares	57.66	1999	GEO	30q	Maka Obolashvili	43.98	1995
EST	18q	Anna Maria Orel	67.37	2017	GER	1	Steffi Nerius	67.30	2009
FIN	14q	Sini Pöyry	65.01	2003		1	Christina Obergföll	69.05	2013
FRA	3	Manuela Montebrun	70.92	2003		1	Katharina Molitor	67.69	2015
	3	Manuela Montebrun	71.41	2005	GRE	1	Miréla Manjani	67.09	1999
	3	Alexandra Tavernier	74.02	2015		1	Miréla Manjani	66.52	2003
GBR	4	Sophie Hitchon	73.86	2015	GUY	29q	Trishel Thompson	38.14	1997
GER	1	Betty Heidler	74.76	2007	HUN	11	Katalin Hartai	60.88	1987
GRE	17q	Alexáandra Papageorgiou	66.88	2007	INA	31q	Ketut Mudianti	40.92	1995
	17q	Stamatía Skarvélis	69.65	2019	IND	8	Anu Rani	61.12	2019
HUN	4	Katalin Divós	65.86	1999	ISL	11	Ásdís Hjálmsdóttir	60.16	2017
IRL	6	Eileen O'Keefe	70.93	2007	ISR	14q	Margaryta Dorozhon	61.33	2017
ITA	7	Clarissa Claretti	70.74	2007	ITA	5	Zahra Bani	62.75	2005
JPN	26q	Yuka Murofushi	62.83	2005	JAM	14q	Olivia McKoy	58.49	2005
	26q	Masumi Aya	64.09	2011	JPN	8	Yuki Ebihara	59.08	2011
KOR	29q	Kang Na-Ru	61.05	2011	KOR	20q	Lee Young-Sun	54.78	1993
LAT	22q	Laura Igaue	67.77	2019	LAT	7	Sinta Ozoliņa	62.20	2015
MDA	4	Zalina Marghieva	74.33	2019	LTU	12	Rita Ramanauskaitė	57.38	1997
NOR	19q	Mona Holm	67.16	2011	MLT	21q	Jennifer Pace	41.96	1983
NZL	14q	Julia Ratcliffe	70.45	2019	NCA	29q	Dalila Rugama	53.22	2007
POL	1	Anita Włodarczyk	77.96	2009	NOR	1	Trine Hattestad	69.18	1993
	1	Anita Włodarczyk	78.46	2013		1	Trine Hattestad	68.78	1997
	1	Anita Włodarczyk	80.85	2015	NZL	24q	Kirsten Smith	53.98	1991
	1	Anita Włodarczyk	77.90	2017	PAR	24q	Leryn Franco	51.13	2003
POR	24q	Vânia Silva	63.82	2003	PNG	23q	Iammogapi Launa	46.78	1993
	24q	Vânia Silva	65.40	2011	POL	9	Barbara Madejczyk	58.37	2007
PUR	29q	Amarilyz Alméstica	56.66	2005	POR	15q	Silvia Cruz	58.53	2007
ROU	1	Mihaela Melinte	75.20	1999	ROU	2	Felicia Tilea	65.22	1995
RUS	1	Tatyana Lysenko	77.13	2011	RSA	2	Sunette Viljoen	68.38	2011
SEN	18q	Amy Séné	65.58	2013	RUS	2	Tatyana Shikolenko	66.37	1999
SLO	20q	Barbara Špiler	64.58	2013		2	Tatyana Shikolenko	63.28	2003
SVK	3	Martina Hrašnová	74.79	2009	SAM	29q	Patsy Selafina Akeli	47.37	2005
SWE	13q	Cecilia Nilsson	68.09	2007	SEY	20q	Lindy Leveaux	49.40	2001
TJK	36q	Galina Mityaeva	56.31	2009	SLO	6	Martina Ratej	61.65	2011
TOG	35q	Florence Ezech	59.76	2009	SRB	9	Tatjana Jelača	60.81	2013
TTO	7	Candice Scott	66.55	2005	SRI	12	Nadeeka Liyanage	58.16	2013
TUR	15q	Kivilcim Salman	67.76	2017	SUI	21q	Dénise Thiernard	56.34	1987
UKR	5	Iryna Klymets	73.56	2019	SWE	10	Sofi Flink	59.52	2013
	5	Iryna Klymets	73.56	2019	TAN	27q	Matilda Kisava	52.60	1991
USA	1	DeAnna Price	77.54	2019	TCH	16q	Elena Burgarová (SVK)	58.48	1983
VEN	11	Rosa Andreina Rodríguez	67.78	2015	THA	23q	Buoban Pamang	56.28	2007
					TPE	28q	Li Hui-Cheng	51.42	1987
					TUR	5	Eda Tuğsuz	64.52	2017
					UKR	8	Vira Rebryk	58.25	2009
					URS	4	Natalya Cherniyenko (UKR)	65.22	1991
					USA	5	Kara Winger	63.23	2019
					UZB	19q	Yelena Svezhentseva	55.10	1993
					VEN	27q	Marietta Riera	53.38	1987
Javelin Throw									
ALB	12	Miréla Manjani	55.56	1995					
AUS	1	Kelsey-Lee Barber	66.56	2019					
AUT	24q	Elisabeth Eberl	56.48	2011					
BAH	8	Laverne Eve	59.60	2003					
BLR	1	Natalya Shikolenko	67.56	1995					
BRA	17q	Sueli dos Santos	57.16	1993					
BUL	10	Antoaneta Selenska	58.82	1993					
CAN	11	Elizabeth Gleadle	59.82	2015					
CHN	1	Xu Demei	68.78	1991					
COL	15q	Zuleima Araméndiz	58.98	1997					
CRO	4	Sara Kolak	64.95	2017					
CUB	1	Osleidys Menéndez	69.53	2001					
	1	Osleidys Menéndez	71.70	2005					
CYP	19q	Alexandra Tsisiou	57.17	2007					
CZE	1	Barbora Špotáková	67.07	2007					
Heptathlon									
ALG	5	Yasmina Azzizi	6392	1991					
ARG	23	Ana Maria Comaschi	5617	1991					
AUS	7	Glynis Nunn	6195	1983					
	7	Jane Flemming	6343	1993					
AUT	3	Verena Preiner	6560	2019					
BAR	DNF	Akela Jones	-	2015					
BEL	1	Nafissatou Thiam	6784	2017					
BEN	8	Odile Ahouanwanou	6210	2019					


COUNTRY	POSITION	NAME	MARK	YEAR	COUNTRY	POSITION	NAME	MARK	YEAR
BLR	2	Natalya Sazanovich	6539	2001	USA	1	Jackie Joyner	7128	1987
BOL	24	Elizabeth Arteaga	4186	1993		1	Jackie Joyner-Kersey	6837	1993
BRA	24	Tamara de Souza	5631	2017	UZB	10	Yekaterina Voronina	6099	2019
BUL	4	Svetla Pistikova	6508	1993	10 Kilometres/10,000 Metres Walk				
BUR	DNF	Marthe Koala	-	2015	ALG	45	Dounia Kara	51:33	1993
	DNF	Marthe Koala	-	2019	ARM	DNS	Shushanik Dolmazyan	-	1993
CAN	2	Brianne Theisen-Eaton	6530	2013	AUS	2	Kerry Junna-Saxby	44:23	1987
	2	Brianne Theisen-Eaton	6554	2015	AUT	34	Viera Toporek	48:31	1991
CHN	8	Zhu Yuqing	6211	1987	AZE	19h1	Aida Isayeva	50:44.62	1997
COL	DNF	Evelis Aguilar	-	2017	BIH	38	Kada Delić	49:06	1993
CUB	4	Yorgelis Rodríguez	6594	2017	BLR	2	Olga Kardopoltseva	43:30.20	1997
CZE	7	Eliška Klucinová	6332	2013	BOL	41	Giovanna Morejon	48:18	1995
DOM	DNF	Juana Castillo	-	2005	CAN	8	Ann Peel	45:27	1987
ESP	16	Imma Clopes	5631	1997	CHN	3	Yan Hong	44:42	1987
EST	7	Larisa Netseporuk	6154	2003	COL	32	Liliana Bermeo	48:08	1993
FIN	4	Satu Ruotsalainen	6404	1991	CZE	25	Kamila Holpuchová	47:24	1993
FRA	1	Eunice Barber	6861	1999	ECU	16	Miriam Ramon	46:13	1993
GBR	1	Jessica Ennis	6731	2009	ESA	41	Magdalena Guzman	53:44	1991
	1	Jessica Ennis	6751	2011	ESP	3	Encarna Granados	43:21	1993
	1	Jessica Ennis-Hill	6669	2015	FIN	1	Sari Essayah	42:59	1993
	1	Katarina Johnson-Thompson	6981	2019	FRA	22	Suzanne Griesbach	48:06	1987
GER	1	Ramona Neubert (GDR)	6714	1983	GBR	13	Lisa Langford	46:23	1987
	1	Sabine Braun	6672	1991	GER	5	Beate Anders	43:28	1993
	1	Sabine Braun	6739	1997	GRE	18h1	Hristina Kokotou	48:52.36	1997
GHA	3	Margaret Simpson	6375	2005	HUN	6	Anikó Szabeczky	44:14.94	1997
GRE	9	Aryiró Stratáki	6077	2003	INA	40	Hasiati Lawole	50:26	1991
GUA	20	Patricia Meigham	3955	1983	IRL	18	Lisa Sheridan	46:31	1993
HUN	3	Rita Ináncsi	6522	1995	ITA	1	Annarita Sidoti	42:55.49	1997
IND	15	Pramila Ganapathy	5492	2001	JPN	14	Yuka Mitsumori	47:24.22	1997
ISR	DNF	Svetlana Gnezdilov	-	2003	KAZ	13	Svetlana Tolstaya	47:09.51	1997
ITA	6	Gertrud Bacher	6166	2003	LAT	8	Anita Liepina	45:00.56	1997
JAM	DNF	Salcia Slack	-	2015	LTU	31	Sada Buksniene	48:03	1993
JPN	20	Yuki Nakata	5735	2005	MAS	DQ/h2	Cheng Tong Lean	-	1997
KAZ	11	Svetlana Kazanina	6047	2003		DQ/h1	Annastasia Silvaraj	-	1997
LAT	3	Laura Ikauniece-Admidiņa	6516	2015	MDA	26	Yuliya Lisnik	47:41	1993
LBN	DNF	Zeina Mina	-	1983	MEX	6	Graciela Mendoza	44:03	1991
LCA	28	Makeba Alcide	5751	2013	NOR	26	Solvi Furnes	49:18	1987
LIE	DNF	Manuela Marxer	-	1987	NZL	41	Linn Murphy	49:24	1993
	DNF	Eladio Fernández	-	1993	POL	6	Katarzyna Radtke	43:33	1993
	DNF	Manuela Marxer	-	1995	POR	11	Susana Feitór	45:06	1993
LTU	3	Remigia Nazarovienė	6566	1997	ROU	20	Norica Cîmpean	44:46	1995
MKD	21	Marina Damceska	5239	1993	RUS	1	Irina Stankina	42:13	1995
NED	3	Dafne Schippers	6477	2013	SGP	46	Helen Low Guan Hoon	54:07	1993
	3	Anouk Vetter	6636	2017	SVK	30	Zuzana Zemková	47:56	1993
NGR	18	Naomi Osazuwa	5951	2015	SWE	2	Madelein Svensson	43:13	1991
NOR	11	Ida Marcussen	6226	2007	TCH	10	Dana Vavracová (CZE)	46:10	1987
NZL	15	Joanne Henry	6011	1997	UKR	13	Tatyana Ragozina	45:24	1993
PAR	DNF	Ingrid Escaruiza	-	1987	URS	1	Irina Strakhova (RUS)	44:12	1987
POL	3	Kamila Chudzik	6471	2009		1	Alina Ivanova (RUS)	42:57	1991
	3	Karolina Tymieńska	6544	2011	USA	15	Lynn Welk	46:51	1987
POR	7	Naide Gomes	6189	2005		15	Michelle Rohl	44:17	1995
PUR	25	Alysbeth Felix	5584	2017	20 Kilometres Walk				
PYF	DNF	Véronique Boyer	-	1993	AUS	3	Kerry Junna-Saxby	1:31:18	1999
ROU	2	Liliane Nastase	6493	1991	AZE	DQ	Gulnara Mammadova	-	2005
RSA	DNF	Janice Josephs	-	2005	BLR	2	Valentina Tsybulskaya	1:28:49	2001
RUS	1	Yelena Prokhorova	6694	2001		2	Rita Turova	1:27:05	2005
SGP	DNF	Yu Long Nyu	-	1991	BOL	16	Giovana Irusta	1:36:50	2001
SLE	4	Eunice Barber	6340	1995	BRA	4	Érica de Sena	1:26:59	2017
SUI	9	Géraldine Ruckstuhl	6159	2019		4	Érica de Sena	1:33:36	2019
SVK	16	Marcela Podracka	5902	1993	BUL	12	Nevena Mineva	1:35:18	2001
SWE	1	Carolina Klüft	7001	2003	CAN	13	Rachel Seaman	1:31:39	2015
	1	Carolina Klüft	6887	2005	CHN	1	Liu Hongyu	1:30:50	1999
	1	Carolina Klüft	7032	2007		1	Liu Hong	1:30:00	2011
SYR	1	Ghada Shouaa	6651	1995		1	Liu Hong	1:28:10	2013
TCH	10	Marcela Koblasová (CZE)	5965	1983		1	Liu Hong	1:27:45	2015
THA	29	Wassana Winatho	5671	2013		1	Yang Jiayu	1:26:18	2017
TPE	20	Ma Chun-Ping	5246	1993		1	Liu Hong	1:32:53	2019
UKR	1	Hanna Melnychenko	6586	2013		1	Liu Hong	1:32:53	2019
URS	2	Larisa Nikitina (RUS)	6564	1987		1	Liu Hong	1:32:53	2019

COUNTRY	POSITION	NAME	MARK	YEAR	COUNTRY	POSITION	TEAM	MARK	YEAR
COL	5	Lorena Arenas	1:28:10	2017	4 x 100 Metres Relay				
	5	Lorena Arenas	1:34:16	2019	AUS	8.....		43.79	1991
CRC	36	Noelia Vargas	1:46:30	2019	BAH	1.....		41.92	1999
CZE	5	Barbora Dibelková	1:29:05	2005	BEL	3.....		42.75	2007
	5	Anežka Drahotová	1:29:05	2013	BLR	3.....		42.56	2005
ECU	13	Paola Pérez	1:30:09	2017	BRA	4.....		43.13	2009
ESA	36	Cristina López	1:47:33	2009	BUL	4.....		42.93	1983
ESP	3	Maria Vasco	1:30:47	2007		4.....		42.71	1987
ETH	16	Yehualye Belete	1:38:11	2019	CAN	5.....		43.05	1983
FIN	35	Outi Sillanpää	1:41:03	2005	CHN	8.....		43.32	1997
FRA	19	Fatiha Ouali	1:34:01	2003	CIV	6h1.....		44.05	2001
GBR	19	Joanne Jackson	1:35:32	2011		6h1.....		45.60	2003
GER	7	Melanie Seeger	1:30:41	2001	CMR	7h1.....		45.37	1999
GRE	6	Athiná Papagianni	1:29:21	2005	COL	6.....		43.07	2005
GUA	11	Mirna Ortíz	1:30:01	2017	CUB	6.....		43.66	1987
HKG	30	Jessica Ching Siu Nga	1:42:55	2019		6.....		43.75	1991
HUN	12	Viktória Madarász	1:30:05	2017		6.....		42.89	1993
IND	35	Khushbir Kaur	1:34:28	2013	DEN	6h1	43.92	2019	
IRL	1	Olive Loughnane	1:28:58	2009	DOM	5h1.....		43.28	2013
ITA	2	Elisa Rigaudó	1:30:44	2011	ECU	7h1.....		43.94	2017
JPN	6	Masumi Fuchise	1:31:15	2009	ESP	4h2.....		45.14	1999
	6	Kumiko Okada	1:34:36	2019	FIN	6.....		44.46	1995
KAZ	8	Maya Sazonova	1:32:19	1999	FRA	1.....		41.78	2003
KEN	26	Grace Wanjiru	1:39:58	2019	GBR	2.....		42.71	1983
KOR	14	Kim Mi-jung	1:35:30	2001		2.....		42.12	2017
LAT	20	Agnese Pastare	1:32:30	2013		2.....	41.85	2019	
LTU	6	Kristina Saltanovic	1:31:40	2011	GER	1	GDR.....	41.76	1983
MAS	16	Yuan Yufang	1:35:31	1999		1.....		42.32	2001
MEX	2	María Guadalupe González	1:26:19	2017	GHA	5h1.....		44.28	1987
NFI	27	Angela Keogh	2:08:46	2001	GRE	6.....		43.25	2001
NOR	4	Kjersti Plätzer	1:31:24	2007	IND	7h2.....		46.32	1987
NZL	18	Alana Barber	1:33:20	2015	ITA	7.....		43.76	1991
PER	7	Kimberly García	1:29:13	2017		7.....		42.98	2019
POL	5	Katarzyna Radtke	1:31:34	1999	JAM	1.....		41.94	1991
POR	3	Susana Feitór	1:28:44	2005		1.....		42.06	2009
ROU	5	Claudia Stef	1:29:09	2003		1.....		41.29	2013
RSA	DNF	Susan Vermeulen	-	1999		1.....		41.07	2015
RUS	1	Olimpiada Ivanova	1:27:48	2001		1.....	41.44	2019	
	1	Yelena Nikolayeva	1:26:52	2003	JPN	3h3.....		44.24	2009
	1	Olimpiada Ivanova	1:25:41	2005	KAZ	5h1	43.79	2019	
	1	Olga Kaniskina	1:30:09	2007	KOR	4h2	46.14	2011	
SUI	21	Marie Polli	1:36:54	2007	MAD	4h3.....		44.36	1999
SVK	18	Zuzana Malíková	1:36:26	2007	NED	8.....		43.07	2017
SWE	27	Monica Svensson	1:39:21	2003	NGR	4.....		42.77	1991
TUN	30	Chaima Trabelsi	1:39:50	2009		4.....		42.52	2001
TUR	24	Meryem Bekmez	1:39:36	2019	POL	7.....		43.51	1999
UKR	3	Lyudmyla Olyanovska	1:28:13	2015	PUR	DQ/h2.....		-	1999
USA	19	Debbi Lawrence	1:37:57	2001	RSA	5h1.....		44.35	1999
VEN	32	Milángela Rosales	1:40:49	2011	RUS	1.....		41.49	1993
VIE	44	Nguyen Thi Thanh Phuc	1:36:27	2013	SKN	5h1.....		43.98	2009
					SLO	DQ/h3.....		(44.81)	2003
					SRI	5h1.....		43.89	2001
					SUI	4.....	42.18	2019	
					SWE	3h1.....		43.67	2005
					TCH	8.....		43.78	1983
					THA	5h2.....		44.59	2009
					TPE	5h1.....		44.59	1993
						5h1.....		45.18	1995
					TTO	3.....		42.03	2015
					UKR	3.....		42.51	2011
					URS	2.....		42.20	1991
					USA	1.....		41.58	1987
						1.....		42.12	1995
						1.....		41.47	1997
						1.....		41.78	2005
						1.....		41.98	2007
						1.....		41.56	2011
						1.....		41.82	2017
					UZB	5h3.....		45.74	2003

50 Kilometres Walk

BLR	12	Anastasiya Yatsevich	4:44:01	2019
BRA	16	Elianay Pereira	5:11:26	2019
CHN	1	Liang Rui	4:23:26	2019
CRO	DNF	Ivana Renić	-	2019
ECU	7	Magaly Bonilla	4:37:03	2019
ESP	8	Júlia Takács	4:38:20	2019
FIN	DNS	Tiia Kuikka	-	2019
GRE	14	Angelikí Makrí	4:54:09	2019
ITA	3	Eleonora Giorgi	4:29:13	2019
JPN	11	Masumi Fuchise	4:41:02	2019
POR	1	Inês Henriques	4:05:56	2017
SVK	DNF	Maria Czaková	-	2019
UKR	4	Olena Sobchuk	4:33:38	2019
USA	4	Katie Burnett	4:21:51	2017

COUNTRY	POSITION	TEAM	MARK	YEAR	COUNTRY	POSITION	TEAM	MARK	YEAR
4 x 400 Metres Relay					(USA)	1		3:20.41	2013
AUS	3		3:25.88	1995		1		3:19.02	2017
BAH	4h2		3:32.91	2013		1	United States	3:18.92	2019
BAR	3h3		3:34.37	1999	Universal 4 x 400 Metres Relay				
BEL	5		3:27.15	2019	BEL	6		3:14.22	2019
BLR	4		3:25.64	2011	BRA	8		3:16.22	2019
BOT	7		3:28.00	2017	BRN	3		3:11.82	2019
BRA	DQ/Final		(3:27.40)	2005	CAN	5h1		3:16.76	2019
BUL	7		3:30.36	1983	CZE	8h1		3:18.01	2019
CAN	4		3:27.41	1983	FRA	6h1		3:17.17	2019
	4		3:24.11	1987	GBR	4		3:12.27	2019
CHN	5h3		3:32.39	2011	GER	7h2		3:17.85	2019
CMR	7		3:27.08	2003	IND	7		3:15.77	2019
COL	DNF/h1		-	1995	ITA	5h2		3:16.52	2019
CUB	7		3:29.27	1995	JAM	2		3:11.78	2019
	7		3:29.19	1999	JPN	8h2		3:18.77	2019
	7		3:27.05	2007	KEN	6h2		3:17.09	2019
	7		3:36.99	2009	POL	5		3:12.33	2019
CZE	4		3:23.82	1999	UKR	7h1		3:17.50	2019
ESP	7		3:27.57	1991	USA	1		3:09.34	2019
FRA	3		3:24.21	2013					
GBR	2		3:22.61	2013					
	2		3:25.00	2017					
GER	1	GDR	3:19.73	1983					
	1	GDR	3:18.63	1987					
	1		3:20.92	1997					
GRE	4h1		3:33.88	2003					
HUN	8		3:29.07	1991					
IND	4h3		3:36.54	1999					
IRL	4h3		3:27.48	2011					
ISR	7h3		3:32.99	2003					
ITA	8		3:30.63	1997					
	8		3:29.56	1999					
JAM	1		3:20.65	2001					
	1		3:19.13	2015					
JPN	6h2		3:35.82	1991					
	6h2		3:33.51	2001					
	6h2		3:30.17	2007					
KAZ	6h3		3:31.20	2003					
KEN	6h1		3:30.16	1987					
KOR	6h3		3:43.22	2011					
LBR	DQ/h2		(3:55.30)	1999					
MEX	8		3:29.14	2007					
NED	7		3:27.89	2019					
NGR	5		3:24.45	1991					
	5		3:28.55	2009					
	5		3:27.57	2013					
	5		3:26.72	2017					
NOR	6h1		3:32.76	1991					
POL	2		3:21.89	2019					
POR	6h2		3:34.76	1993					
PUR	5h2		3:42.79	1983					
ROU	6		3:28.40	2013					
RSA	6h2		3:31.71	2005					
RUS	1		3:21.98	1999					
	1		3:20.95	2005					
SEN	DQ/Final Senegal		(3:25.83)	2003					
SUI	8		3:28.52	1993					
TCH	2		3:20.32	1983					
TTO	5h2		3:33.50	2013					
TUR	DQ/h3		(3:32.15)	2011					
UKR	4		3:27.38	2013					
URS	1		3:18.43	1991					
USA	1		3:16.71	1993					
	1		3:22.39	1995					
	1		3:22.63	2003					
	1		3:18.55	2007					
	1		3:17.83	2009					
	1		3:18.09	2011					



**WORLD ATHLETICS
CHAMPIONSHIPS
OREGON 22**

PROGRESSION OF OFFICIAL WORLD RECORDS

See men's section (page 724) for notes

MARK	WIND	AUTO	NAME	COUNTRY	VENUE	DATE
100 Metres			43 ratified world records			
13.6			Marie Mejzliková II	TCH	Praha	5 Aug 22
12.8			Mary Lines	GBR	Paris	20 Aug 22
12.4			Gundel Wittmann	GER	Braunschweig	22 Aug 26
12.2			Kinue Hitomi	JPN	Osaka	20 May 28
12.0			Myrtle Cook	CAN	Halifax	2 Jul 28
12.0			Tollien Schuurman	NED	Amsterdam	31 Aug 30
11.9			Tollien Schuurman	NED	Haarlem	5 Jun 32
11.9			Stanisława Walasiewicz	POL	Los Angeles	1 Aug 32
11.8			Stanisława Walasiewicz	POL	Poznań	17 Sep 33
11.7			Stanisława Walasiewicz	POL	Warszawa	26 Aug 34
11.6			Helen Stephens	USA	Kansas City	8 Jun 35
11.6			Stanisława Walasiewicz	POL	Berlin	1 Aug 37
11.5			Fanny Blankers-Koen	NED	Amsterdam	13 Jun 48
11.5	1.7	11.65	Marjorie Jackson	AUS	Helsinki	22 Jul 52
11.4	1.7		Marjorie Jackson	AUS	Gifu	4 Oct 52
11.3	1.4		Shirley Strickland	AUS	Warszawa	4 Aug 55
11.3	1.4		Vera Krepkina	URS	Kiyev	13 Sep 58
11.3	0.8	11.41	Wilma Rudolph	USA	Roma	2 Sep 60
11.2			Wilma Rudolph	USA	Stuttgart	19 Jul 61
11.2	0.2	11.23	Wyomia Tyus	USA	Tokyo	15 Oct 64
11.1	2.0		Irena Kirszenstein	POL	Praha	9 Jul 65
11.1			Wyomia Tyus	USA	Kiyev	31 Jul 65
11.1	0.3		Barbara Ferrell	USA	Santa Barbara	2 Jul 67
11.1	0.0		Lyudmila Samotysova	URS	Leninakan	15 Aug 68
11.1	1.8	11.20	Irena Szewińska	POL	Ciudad de México	14 Oct 68
11.0	1.2	11.08/adjusted from 11.07	Wyomia Tyus	USA	Ciudad de México	15 Oct 68
11.0	1.9	11.22	Chi Cheng	TPE	Wien	18 Jul 70
11.0	1.9		Renate Meissner	GDR	East Berlin	2 Aug 70
11.0	1.7		Renate Meissner/Stecher	GDR	East Berlin	31 Jul 71
11.0	-1.5		Renate Stecher	GDR	Potsdam	3 Jun 72
11.0	1.9		Ellen Stropahl	GDR	Potsdam	15 Jun 72
11.0	1.4		Eva Glesková	TCH	Budapest	1 Jul 72
10.9	1.9		Renate Stecher	GDR	Ostrava	7 Jun 73
10.8	1.8	11.07	Renate Stecher	GDR	Dresden	20 Jul 73
<i>Progression of automatically-timed records following the first such ratified marks, 11.07 Tyus as above:</i>						
11.07	0.2		Renate Stecher	GDR	München	2 Sep 72
11.04	0.6		Inge Helten	FRG	Fürth	13 Jun 76
11.01	0.6		Annegret Richter	FRG	Montréal	25 Jul 76
10.88	2.0		Marlies Oelsner/Göhr	GDR	Dresden	1 Jul 77
10.88	1.9		Marlies Göhr	GDR	Karl-Marx-Stadt	9 Jul 82
10.81	1.7		Marlies Göhr	GDR	East Berlin	8 Jun 83
10.79	0.6		Evelyn Ashford	USA	US Air Academy	3 Jul 83
10.76	1.7		Evelyn Ashford	USA	Zürich	22 Aug 84
10.49	0.0		Florence Griffith Joyner	USA	Indianapolis	16 Jul 88
200 Metres (Bend)			26 ratified world records			
<i>y denotes time for 220 yards (201.17m) which was also ratified as a record for this event</i>						
27.8+			Alice Cast	GBR	Paris	20 Aug 22
26.8y			Mary Lines	GBR	Waddon	23 Sep 22
26.2y			Eileen Edwards	GBR	London	20 Aug 24
26.0			Eileen Edwards	GBR	Paris	3 Oct 26
25.4			Eileen Edwards	GBR	Berlin	12 Jun 27
24.6			Tollien Schuurman	NED	Bruxelles	13 Aug 33
23.6			Stanisława Walasiewicz	POL	Warszawa	4 Aug 35
23.6		23.74	Marjorie Jackson	AUS	Helsinki	25 Jul 52
23.4		23.59	Marjorie Jackson	AUS	Helsinki	25 Jul 52
23.2			Betty Cuthbert	AUS	Sydney	16 Sep 56
23.2y			Betty Cuthbert	AUS	Hobart	7 Mar 60
22.9	1.4		Wilma Rudolph	USA	Corpus Christi	9 Jul 60
22.9y	0.0		Margaret Burvill	AUS	Perth	22 Feb 64
22.7	0.8		Irena Kirszenstein	POL	Warszawa	8 Aug 65
22.5	2.0	22.58	Irena Kirszenstein/Szewińska	POL	Ciudad de México	18 Oct 68

MARK	WIND	AUTO	NAME	COUNTRY	VENUE	DATE
22.4	0.8	22.62	Chi Cheng	TPE	München	12 Jul 70
22.4	1.1	22.40	Renate Stecher	GDR	München	7 Sep 72
22.1	1.6	22.38	Renate Stecher	GDR	Dresden	21 Jul 73
22.1	1.9	22.21	Irena Szewińska	POL	Potsdam	13 Jun 74
<i>Progression of automatically-timed records following the first such ratified mark, 22.21 Szewińska as above:</i>						
22.06	1.2		Marita Koch	GDR	Erfurt	28 May 78
22.02	-1.4		Marita Koch	GDR	Leipzig	3 Jun 79
21.71	0.7		Marita Koch	GDR	Karl-Marx-Stadt	10 Jun 79
21.71	0.3		Marita Koch	GDR	Potsdam	21 Jul 84
21.71	1.9		Heike Drechsler	GDR	Jena	29 Jun 86
21.71	-0.8		Heike Drechsler	GDR	Stuttgart	29 Aug 86
21.56	1.7		Florence Griffith Joyner	USA	Seoul	29 Sep 88
21.34	1.2		Florence Griffith Joyner	USA	Seoul	29 Sep 88

400 Metres**27 ratified world records***y denotes time for 440 yards (402.34m) which was also ratified as a record for this event*

57.0y			Marlene Mathews/Willard	AUS	Sydney	6 Jan 57
57.0y			Marise Chamberlain	NZL	Christchurch	16 Feb 57
56.3y			Nancy Boyle	AUS	Sydney	24 Feb 57
55.2			Polina Lazareva	URS	Moskva	10 May 57
54.0			Mariya Itkina	URS	Minsk	8 Jun 57
53.6			Mariya Itkina	URS	Moskva	6 Jul 57
53.4+			Mariya Itkina	URS	Krasnodar	12 Sep 59
53.4			Mariya Itkina	URS	Beograd	14 Sep 62
51.9			Sin Kim Dan	PRK	Pyongyang	23 Oct 62
51.7		51.72	Nicole Duclos	FRA	Pireás	18 Sep 69
51.7		51.74	Colette Besson	FRA	Pireás	18 Sep 69
51.0		51.02	Marilyn Neufville	JAM	Edinburgh	23 Jul 70
51.0		51.08	Monika Zehrt	GDR	Colombes	4 Jul 72
49.9			Irena Szewińska	POL	Warszawa	22 Jun 74

Progression of automatically-timed records:

50.14			Riitta Salin	FIN	Roma	4 Sep 74
49.77			Christina Brehmer	GDR	Dresden	9 May 76
49.75			Irena Szewińska	POL	Bydgoszcz	22 Jun 76
49.29			Irena Szewińska	POL	Montréal	29 Jul 76
49.19			Marita Koch	GDR	Leipzig	2 Jul 78
49.03			Marita Koch	GDR	Potsdam	19 Aug 78
48.94			Marita Koch	GDR	Praha	31 Aug 78
48.89			Marita Koch	GDR	Potsdam	29 Jul 79
48.60			Marita Koch	GDR	Torino	4 Aug 79
48.16			Marita Koch	GDR	Athína	8 Sep 82
47.99			Jarmila Kratochvílová	TCH	Helsinki	10 Aug 83
47.60			Marita Koch	GDR	Canberra	6 Oct 85

800 Metres**29 ratified world records***y denotes time for 880 yards (804.68m) which was also ratified as a record for this event*

2:30.4+			Georgette Lenoir	FRA	Paris	20 Aug 22
2:26.6y			Mary Lines	GBR	London	30 Aug 22
2:23.8			Lina Batschauer/Radke	GER	Breslau	7 Aug 27
2:20.4			Inga Gentzel	SWE	Stockholm	16 Jun 28
2:19.6			Lina Radke	GER	Brieg	1 Jul 28
2:16.8			Lina Radke	GER	Amsterdam	2 Aug 28
2:15.9			Anna Larsson	SWE	Stockholm	27 Aug 44
2:14.8			Anna Larsson	SWE	Hälsingborg	19 Aug 45
2:13.8			Anna Larsson	SWE	Stockholm	30 Aug 45
2:13.0			Yevdokiya Vasilyeva	URS	Moskva	17 Jul 50
2:12.2			Valentina Pomogayeva	URS	Moskva	26 Jul 51
2:12.0			Nina Pletnyova	URS	Minsk	26 Aug 51
2:08.5			Nina Pletnyova/Otkalenko	URS	Kiyev	15 Jun 52
2:07.3			Nina Otkalenko	URS	Moskva	27 Aug 53
2:06.6			Nina Otkalenko	URS	Kiyev	16 Sep 54
2:05.0			Nina Otkalenko	URS	Zagreb	24 Sep 55
2:04.3			Lyudmila Shevtsova	URS	Moskva	3 Jul 60
2:04.3		2:04.50	Lyudmila Shevtsova	URS	Roma	7 Sep 60
2:01.2+			Dixie Willis	AUS	Perth	3 Mar 62
2:01.1			Ann Packer	GBR	Tokyo	20 Oct 64
2:01.0			Judy Pollock	AUS	Helsinki	28 Jun 67
2:00.5			Vera Nikolić	YUG	London	20 Jul 68
1:58.5		1:58.45	Hildegard Falck	FRG	Stuttgart	11 Jul 71

MARK	AUTO	NAME	COUNTRY	VENUE	DATE
1:57.5	1:57.48	Svetla Zlateva	BUL	Pireás	24 Aug 73
1:56.0		Valentina Gerasimova	URS	Kiyev	12 Jun 76
1:54.9	1:54.94	Tatyana Kazankina	URS	Montréal	26 Jul 76
1:54.9	1:54.85	Nadezhda Olizarenko	URS	Moskva	12 Jun 80
1:53.5	1:53.43	Nadezhda Olizarenko	URS	Moskva	27 Jul 80
1:53.28		Jarmila Kratochvílová	TCH	München	26 Jul 83

1000 Metres**13 ratified world records**

3:17.4		Georgette Lenoir	FRA	Paris	6 Aug 22
3:12.0		Lucie Bréard	FRA	Paris	20 Aug 22
3:08.2		Edith Trickey	GBR	London	4 Aug 24
3:06.6		Lina Radke	GER	Brieg	24 Aug 30
3:04.4		Gladys Lunn	GBR	London	16 May 31
3:02.5		Stanisława Walasiewicz	POL	Katowice	8 Oct 33
3:00.6		Gladys Lunn	GBR	Birmingham	23 Jun 34
2:35.9		Gunhild Hoffmeister	GDR	Potsdam	20 Aug 72
2:35.0		Karin Krebs	GDR	Potsdam	28 Aug 74
2:33.8		Nikolina Shtereva	BUL	Sofiya	4 Jul 76
2:30.67		Christine Wachtel	GDR	West Berlin	17 Aug 90
2:29.34		Maria Mutola	MOZ	Bruxelles	5 Aug 95
2:28.98		Svetlana Masterkova	RUS	Bruxelles	3 Aug 96

1500 Metres**14 ratified world records**

4:17.3+		Anne Smith	GBR	London	3 Jun 67
4:15.6		Maria Gommers	NED	Sittard	24 Oct 67
4:12.4		Paola Pigni	ITA	Milano	2 Jul 69
4:10.7	4:10.77	Jaroslava Jehličková	TCH	Pireás	20 Sep 69
4:09.6	4:09.62	Karin Burneleit	GDR	Helsinki	15 Aug 71
4:06.9		Lyudmila Bragina	URS	Moskva	18 Jul 72
4:06.5	4:06.47	Lyudmila Bragina	URS	München	4 Sep 72
4:05.1	4:05.07	Lyudmila Bragina	URS	München	7 Sep 72
4:01.4	4:01.38	Lyudmila Bragina	URS	München	9 Sep 72
3:56.0		Tatyana Kazankina	URS	Podolsk	28 Jun 76
3:55.0		Tatyana Kazankina	URS	Moskva	6 Jul 80
3:52.47		Tatyana Kazankina	URS	Zürich	13 Aug 80
3:50.46		Qu Junxia	CHN	Beijing	11 Sep 93
3:50.07		Genzabe Dibaba	ETH	Monaco	17 Jul 15

One Mile**14 ratified world records**

4:37.0		Anne Smith	GBR	London	3 Jun 67
4:36.8		Maria Gommers	NED	Leicester	14 Jun 69
4:35.3		Ellen Tittel	FRG	Sittard	20 Aug 71
4:29.5		Paola Cacchi	ITA	Viareggio	8 Aug 73
4:23.8		Natalia Mărășescu	ROU	București	21 May 77
4:22.1	4:22.09	Natalia Mărășescu	ROU	Auckland	27 Jan 79
4:21.7	4:21.68	Mary Decker/Tabb/Slaney	USA	Auckland	26 Jan 80
4:20.89		Lyudmila Veselkova	URS	Bologna	12 Sep 81
4:18.08		Mary Tabb	USA	Paris	9 Jul 82
4:17.44		Maricica Puică	ROU	Rieti	16 Sep 82
4:16.71		Mary Slaney	USA	Zürich	21 Aug 85
4:15.61		Paula Ivan	ROU	Nice	10 Jul 89
4:12.56		Svetlana Masterkova	RUS	Zürich	14 Aug 96
4:12.33		Sifan Hassan	NED	Monaco	12 Jul 19

2000 Metres**5 ratified world records**

5:28.72		Tatyana Kazankina	URS	Moskva	4 Aug 84
5:28.69		Maricica Puică	ROU	London	11 Jul 86
5:25.36		Sonia O'Sullivan	IRL	Edinburgh	8 Jul 94
5:23.75i		Genzebe Dibaba	ETH	Sabadell	7 Feb 17
5:21.56		Francine Niyonsaba	BDI	Zagreb	21 Sep 21

3000 Metres**9 ratified world records**

8:52.8	8:52.74	Lyudmila Bragina	URS	Durham, NC	6 Jul 74
8:46.6		Grete Andersen/Waitz	NOR	Oslo	24 Jun 75
8:45.4		Grete Waitz	NOR	Oslo	21 Jun 76
8:27.2	8:27.12	Lyudmila Bragina	URS	College Park	7 Aug 76
8:26.78		Svetlana Ulmasova	URS	Kiyev	25 Jul 82
8:22.62		Tatyana Kazankina	URS	Leningrad	26 Aug 84

MARK	NAME	COUNTRY	VENUE	DATE
8:22.06	Zhang Linli	CHN	Beijing	12 Sep 93
8:12.19	Wang Junxia	CHN	Beijing	12 Sep 93
8:06.11	Wang Junxia	CHN	Beijing	13 Sep 93

5000 Metres**14 ratified world records**

15:14.51	Paula Fudge	GBR	Knarvik	13 Sep 81
15:13.22	Anne Audain	NZL	Auckland	17 Mar 82
15:08.26	Mary Tabb/Slaney	USA	Eugene	5 Jun 82
14:58.89	Ingrid Kristiansen	NOR	Oslo	28 Jun 84
14:48.07	Zola Budd	GBR	London	26 Aug 85
14:37.33	Ingrid Kristiansen	NOR	Stockholm	5 Aug 86
14:36.45	Fernanda Ribeiro	POR	Hechtel	22 Jul 95
14:31.27	Dong Yanmei	CHN	Shanghai	21 Oct 97
14:28.09	Jiang Bo	CHN	Shanghai	23 Oct 97
14:24.68	Elvan Abeylegesse	TUR	Bergen	11 Jun 04
14:24.53	Meseret Defar	ETH	New York	3 Jun 06
14:16.63	Meseret Defar	ETH	Oslo	15 Jun 07
14:11.15	Tirunesh Dibaba	ETH	Oslo	6 Jun 08
14:06.62	Letesenbet Gidey	ETH	Valencia	7 Oct 20

10,000 Metres**11 ratified world records**

32:17.20	Yelena Sipatova	URS	Moskva	19 Sep 81
31:35.3	Mary Tabb/Slaney	USA	Eugene	16 Jul 82
31:35.01	Lyudmila Baranova	URS	Krasnodar	29 May 83
31:27.58	Raisa Sadreydinova	URS	Odessa	7 Sep 83
31:13.78	Olga Bondarenko	URS	Kiyev	24 Jun 84
30:59.42	Ingrid Kristiansen	NOR	Oslo	27 Jul 85
30:13.74	Ingrid Kristiansen	NOR	Oslo	5 Jul 86
29:31.78	Wang Junxia	CHN	Beijing	8 Sep 93
29:17.45	Almaz Ayana	ETH	Rio de Janeiro	12 Aug 16
29:06.82	Sifan Hassan	NED	Hengelo	6 Jun 21
29:01.03	Letesenbet Gidey	ETH	Hengelo	8 Jun 21

One Hour**4 ratified world records**

18,084m	Silva Crucjata	ITA	Roma	2 May 81
18,340m	Tegla Loroupe	KEN	Borgholzhausen	7 Aug 98
18,517m	Dire Tune	ETH	Ostrava	12 Jun 08
18,930m	Sifan Hassan	NED	Brussels	4 Sep 20

3000 Metres Steeplechase**11 ratified world records**

9:43.64	Cristina Casandra	ROU	București	7 Aug 00
9:40.20	Cristina Casandra	ROU	Reims	30 Aug 00
9:25.31	Justyna Bak	POL	Nice	9 Jul 01
9:22.29	Justyna Bak	POL	Milano	5 Jun 02
9:21.72	Alesya Turova	BLR	Ostrava	12 Jun 02
9:16.51	Alesya Turova	BLR	Gdansk	27 Jul 02
9:09.33	Gulnara Samitova	RUS	Tula	10 Aug 03
9:01.59	Gulnara Samitova	RUS	Iraklio	4 July 04
8:58.81	Gulnara Samitova-Galkina	RUS	Beijing	17 Aug 08
8:52.78	Ruth Jebet	BRN	Paris (Saint-Denis)	27 Aug 16
8:44.32	Beatrice Chepkoech	KEN	Monaco	20 Jul 18

100 Metres Hurdles**22 ratified world records**

13.3 . . . 1.0	Karin Balzer	GDR	Warszawa	20 Jun 69
13.3 . . . 1.3	Teresa Sukniewicz	POL	Warszawa	20 Jun 69
13.0 . . . 1.6	Karin Balzer	GDR	Leipzig	27 Jul 69
12.9 . . . 0.7	Karin Balzer	GDR	East Berlin	5 Sep 69
12.8 . . . 1.3	Teresa Sukniewicz	POL	Warszawa	20 Jun 70
12.8 . . . 1.1 . . . 12.93	Chi Cheng	TPE	München	12 Jul 70
12.7 . . . 0.4	Karin Balzer	GDR	East Berlin	26 Jul 70
12.7 . . . 1.6	Teresa Sukniewicz	POL	Warszawa	20 Sep 70
12.7 . . . 1.5	Karin Balzer	GDR	East Berlin	25 Jul 71
12.6 . . . 1.9	Karin Balzer	GDR	East Berlin	31 Jul 71
12.5 . . . 0.7	Anneliese Ehrhardt	GDR	Potsdam	15 Jun 72
12.5 . . . 0.9 . . . 12.93	Pamela Ryan	AUS	Warszawa	28 Jun 72
12.3 . . . 1.5 . . . 12.68	Anneliese Ehrhardt	GDR	Dresden	22 Jul 73

Progression of automatically-timed records:

12.59 . . . 0.6	Anneliese Ehrhardt	GDR	München	8 Sep 72
-----------------	--------------------	-----	---------	----------

MARK	WIND	NAME	COUNTRY	VENUE	DATE
12.48	1.9	Grażyna Rabsztyń	POL	Fürth	10 Jun 78
12.36	1.9	Grażyna Rabsztyń	POL	Warszawa	13 Jun 80
12.35	0.1	Yordanka Donkova	BUL	Köln	17 Aug 86
12.29	-0.4	Yordanka Donkova	BUL	Köln	17 Aug 86
12.26	1.5	Yordanka Donkova	BUL	Ljubljana	7 Sep 86
12.25	1.4	Ginka Zagorcheva	BUL	Drama	8 Aug 87
12.21	0.7	Yordanka Donkova	BUL	Stara Zagora	20 Aug 88
12.20	0.3	12.194	USA	London	22 Jul 16

400 Metres Hurdles**19 ratified world records**

56.51		Krystyna Kacperczyk	POL	Augsburg	13 Jul 74
55.74		Tatyana Storozheva	URS	Karl-Marx-Stadt	26 Jun 77
55.63		Karin Rossley	GDR	Helsinki	13 Aug 77
55.44		Krystyna Kacperczyk	POL	West Berlin	18 Aug 78
55.31		Tatyana Zelentsova	URS	Podolsk	19 Aug 78
54.89		Tatyana Zelentsova	URS	Praha	2 Sep 78
54.78		Marina Makeyeva	URS	Moskva	27 Jul 79
54.28		Karin Rossley	GDR	Jena	18 May 80
54.02		Anna Ambrazienė	URS	Moskva	11 Jun 83
53.58		Margarita Ponomaryova	URS	Kiyev	22 Jun 84
53.55		Sabine Busch	GDR	East Berlin	22 Sep 85
53.32		Marina Stepanova	URS	Stuttgart	30 Aug 86
52.94		Marina Stepanova	URS	Tashkent	17 Sep 86
52.74		Sally Gunnell	GBR	Stuttgart	19 Aug 93
52.61		Kim Batten	USA	Göteborg	11 Aug 95
52.34		Yuliya Pechonkina	RUS	Tula	8 Aug 03
52.20		Dalilah Muhammad	USA	Des Moines	28 Jul 19
52.16		Dalilah Muhammad	USA	Doha	4 Oct 19
51.90		Sydney McLaughlin	USA	Eugene	27 Jun 21
51.46		Sydney McLaughlin	USA	Tokyo	4 Aug 21

High Jump**56 ratified world records**

1.46		Nancy Vorhees	USA	Simsbury	20 May 22
1.485		Elizabeth Stine	USA	Leonia	26 May 23
1.485		Sophie Elliott-Lynn	GBR	Brentwood	6 Aug 23
1.524		Phyllis Green	GBR	London	11 Jul 25
1.552		Phyllis Green	GBR	London	2 Aug 26
1.58		Ethel Catherwood	CAN	Regina	6 Sep 26
1.58		Carolina Gisolf	NED	Bruxelles	3 Jul 28
1.595		Ethel Catherwood	CAN	Amsterdam	5 Aug 28
1.605		Carolina Gisolf	NED	Maastricht	18 Aug 29
1.62		Carolina Gisolf	NED	Amsterdam	12 Jun 32
1.65		Jean Shiley	USA	Los Angeles	7 Aug 32
1.65		Babe Didriksen	USA	Los Angeles	7 Aug 32
1.66		Dorothy Odam	GBR	Brentwood	29 May 39
1.66		Esther van Heerden	RSA	Stellenbosch	29 Mar 41
1.66		Ilsebill Pfenning	SUI	Lugano	27 Jul 41
1.71		Fanny Blankers-Koen	NED	Amsterdam	30 May 43
1.72		Sheila Lerwill	GBR	London	7 Jul 51
1.73		Aleksandra Chudina	URS	Kiyev	22 May 54
1.74		Thelma Hopkins	GBR	Belfast	5 May 56
1.75		Iolanda Balaş	ROU	Bucureşti	14 Jul 56
1.76		Mildred McDaniel	USA	Melbourne	1 Dec 56
1.76		Iolanda Balaş	ROU	Bucureşti	13 Oct 57
1.77		Cheng Feng-jung	CHN	Beijing	17 Nov 57
1.78		Iolanda Balaş	ROU	Bucureşti	7 Jun 58
1.80		Iolanda Balaş	ROU	Cluj	22 Jun 58
1.81		Iolanda Balaş	ROU	Poiana Brasov	31 Jul 58
1.82		Iolanda Balaş	ROU	Bucureşti	4 Oct 58
1.83		Iolanda Balaş	ROU	Bucureşti	18 Oct 58
1.84		Iolanda Balaş	ROU	Bucureşti	21 Sep 59
1.85		Iolanda Balaş	ROU	Bucureşti	6 Jun 60
1.86		Iolanda Balaş	ROU	Bucureşti	10 Jul 60
1.87		Iolanda Balaş	ROU	Bucureşti	15 Apr 61
1.88		Iolanda Balaş	ROU	Warszawa	18 Jun 61
1.90		Iolanda Balaş	ROU	Budapest	8 Jul 61
1.91		Iolanda Balaş	ROU	Sofiya	16 Jul 61
1.92		Ilona Gusenbauer	AUT	Wien	4 Sep 71
1.92		Ulrike Meyfarth	FRG	München	4 Sep 72

MARK	NAME	COUNTRY	VENUE	DATE
1.94	Yordanka Blagoeva	BUL	Zagreb	24 Sep 72
1.94	Rosemarie Witschas	GDR	East Berlin	24 Aug 74
1.95	Rosemarie Witschas	GDR	Roma	8 Sep 74
1.96	Rosemarie Witschas/Ackermann	GDR	Dresden	8 May 76
1.96	Rosemarie Ackermann	GDR	Dresden	3 Jul 77
1.97	Rosemarie Ackermann	GDR	Helsinki	14 Aug 77
1.97	Rosemarie Ackermann	GDR	West Berlin	26 Aug 77
2.00	Rosemarie Ackermann	GDR	West Berlin	26 Aug 77
2.01	Sara Simeoni	ITA	Brescia	4 Aug 78
2.01	Sara Simeoni	ITA	Praha	31 Aug 78
2.02	Ulrike Meyfarth	FRG	Athina	8 Sep 82
2.03	Ulrike Meyfarth	FRG	London	21 Aug 83
2.03	Tamara Bykova	URS	London	21 Aug 83
2.04	Tamara Bykova	URS	Pisa	25 Aug 83
2.05	Tamara Bykova	URS	Kiyev	22 Jun 84
2.07	Lyudmila Andonova	BUL	East Berlin	20 Jul 84
2.07	Stefka Kostadinova	BUL	Sofiya	25 May 86
2.08	Stefka Kostadinova	BUL	Sofiya	31 May 86
2.09	Stefka Kostadinova	BUL	Roma	30 Aug 87

Pole Vault**55 ratified world records**

4.05	Sun Caiyun	CHN	Nanjing	21 May 92
4.08	Sun Caiyun	CHN	Taiyuan	18 May 95
4.08	Zhong Guiqing	CHN	Taiyuan	18 May 95
4.10	Daniela Bartová	CZE	Ljubljana	21 May 95
4.12	Daniela Bartová	CZE	Duisburg	18 Jun 95
4.13	Daniela Bartová	CZE	Wesel	24 Jun 95
4.14	Daniela Bartová	CZE	Gateshead	2 Jul 95
4.15	Daniela Bartová	CZE	Ostrava	6 Jul 95
4.16	Daniela Bartová	CZE	Feldkirch	14 Jul 95
4.17	Daniela Bartová	CZE	Gisingen	15 Jul 95
4.18	Andrea Müller	GER	Zittau	5 Aug 95
4.20	Daniela Bartová	CZE	Köln	18 Aug 95
4.21	Daniela Bartová	CZE	Linz	22 Aug 95
4.22	Daniela Bartová	CZE	Salgotaryan	11 Sep 95
4.25	Emma George	AUS	Melbourne	30 Nov 95
4.28	Emma George	AUS	Perth	17 Dec 95
4.41	Emma George	AUS	Perth	28 Jan 96
4.42	Emma George	AUS	Reims	29 Jun 96
4.45	Emma George	AUS	Sapporo	14 Jul 96
4.50	Emma George	AUS	Melbourne	8 Feb 97
4.55	Emma George	AUS	Melbourne	20 Feb 97
4.57	Emma George	AUS	North Shore	21 Feb 98
4.58	Emma George	AUS	Melbourne	14 Mar 98
4.59	Emma George	AUS	Brisbane	21 Mar 98
4.60	Emma George	AUS	Sydney	20 Feb 99
4.60	Stacy Dragila	USA	Sevilla	21 Aug 99
4.61i	Stacy Dragila	USA	Pocatello	19 Feb 00
4.62i	Stacy Dragila	USA	Atlanta	3 Mar 00
4.63	Stacy Dragila	USA	Sacramento	23 Jul 00
4.63i	Stacy Dragila	USA	New York	2 Feb 01
4.64i	Svetlana Feofanova	RUS	Dortmund	11 Feb 01
4.66i	Stacy Dragila	USA	Pocatello	17 Feb 01
4.70i	Stacy Dragila	USA	Pocatello	17 Feb 01
4.70	Stacy Dragila	USA	Pocatello	27 Apr 01
4.71	Stacy Dragila	USA	Stanford	9 Jun 01
4.81	Stacy Dragila	USA	Stanford	9 Jun 01
4.82	Yelena Isinbaeva	RUS	Gateshead	13 Jul 03
4.83i	Yelena Isinbaeva	RUS	Donetsk	15 Feb 04
4.85i	Svetlana Feofanova	RUS	Athina	22 Feb 04
4.86i	Yelena Isinbaeva	RUS	Budapest	6 Mar 04
4.87	Yelena Isinbaeva	RUS	Gateshead	27 Jun 04
4.88	Svetlana Feofanova	RUS	Iraklio	4 Jul 04
4.89	Yelena Isinbaeva	RUS	Birmingham	25 Jul 04
4.90	Yelena Isinbaeva	RUS	London	30 Jul 04
4.91	Yelena Isinbaeva	RUS	Athina	24 Aug 04
4.92	Yelena Isinbaeva	RUS	Bruxelles	3 Sep 04
4.93	Yelena Isinbaeva	RUS	Lausanne	5 Jul 05
4.95	Yelena Isinbaeva	RUS	Madrid	16 Jul 05

MARK	NAME	COUNTRY	VENUE	DATE
4.96	Yelena Isinbaeva	RUS	London	22 Jul 05
5.00	Yelena Isinbaeva	RUS	London	22 Jul 05
5.01	Yelena Isinbaeva	RUS	Helsinki	9 Aug 05
5.03	Yelena Isinbaeva	RUS	Roma	11 Jul 08
5.04	Yelena Isinbaeva	RUS	Monaco	29 Jul 08
5.05	Yelena Isinbaeva	RUS	Beijing	18 Aug 08
5.06	Yelena Isinbaeva	RUS	Zürich	28 Aug 09

Long Jump**36 ratified world records**

5.16	Marie Mejzliková II	TCH	Praha	6 Aug 22
5.30	Marie Mejzliková II	TCH	Praha	23 Sep 23
5.485	Muriel Gunn	GBR	London	2 Aug 26
5.50	Kinue Hitomi	JPN	Göteborg	28 Aug 26
5.575	Muriel Gunn	GBR	London	1 Aug 27
5.98	Kinue Hitomi	JPN	Osaka	20 May 28
6.12	Christel Schulz	GER	Berlin	30 Jul 39
6.25	Fanny Blankers-Koen	NED	Leiden	19 Sep 43
6.28	0.2 Yvette Williams	NZL	Gisborne	20 Feb 54
6.28	1.3 Galina Vinogradova	URS	Moskva	11 Sep 55
6.31	0.5 Galina Vinogradova	URS	Tbilisi	18 Nov 55
6.35	1.0 Elżbieta Krzesińska	POL	Budapest	20 Aug 56
6.35	Elżbieta Krzesińska	POL	Melbourne	27 Nov 56
6.40	0.0 Hildrun Claus	GDR	Erfurt	7 Aug 60
6.42	1.4 Hildrun Claus	GDR	Berlin	23 Jun 61
6.48	-1.5 Tatyana Shchelkanova	URS	Moskva	16 Jul 61
6.53	1.5 Tatyana Shchelkanova	URS	Leipzig	10 Jun 62
6.70	Tatyana Shchelkanova	URS	Moskva	4 Jul 64
6.76	-1.6 Mary Rand	GBR	Tokyo	14 Oct 64
6.82	0.0 Viorica Viscopoleanu	ROU	Ciudad de México	14 Oct 68
6.84	0.0 Heidemarie Rosendahl	FRG	Torino	3 Sep 70
6.92	1.6 Angela Voigt	GDR	Dresden	9 May 76
6.99	2.0 Siegrun Siegl	GDR	Dresden	19 May 76
7.07	1.9 Vilma Bardauskienė	URS	Kishinyov	18 Aug 78
7.09	0.0 Vilma Bardauskienė	URS	Praha	29 Aug 78
7.15	0.3 Anișoara Cușmir	ROU	București	1 Aug 82
7.20	-0.3 Vali Ionescu	ROU	București	1 Aug 82
7.21	0.6 Anișoara Cușmir	ROU	București	15 May 83
7.27	0.6 Anișoara Cușmir	ROU	București	4 Jun 83
7.43	1.4 Anișoara Cușmir/Stanciu	ROU	București	4 Jun 83
7.44	2.0 Heike Drechsler	GDR	East Berlin	22 Sep 85
7.45	0.9 Heike Drechsler	GDR	Tallinn	21 Jun 86
7.45	1.1 Heike Drechsler	GDR	Dresden	3 Jul 86
7.45	0.6 Jackie Joyner-Kersey	USA	Indianapolis	13 Aug 87
7.45	1.0 Galina Chistyakova	URS	Leningrad	11 Jun 88
7.52	1.4 Galina Chistyakova	URS	Leningrad	11 Jun 88

Triple Jump**7 ratified world records**

14.54	1.1 Li Huirong	CHN	Sapporo	25 Aug 90
14.95	-0.2 Inessa Kravets	URS	Moskva	10 Jun 91
14.97	0.9 Iolanda Chen	RUS	Moskva	18 Jun 93
15.09	0.5 Anna Biryukova	RUS	Stuttgart	21 Aug 93
15.50	0.9 Inessa Kravets	UKR	Göteborg	10 Aug 95
15.67	0.7 Yulimar Rojas	VEN	Tokyo	1 Aug 21
15.74i	Yulimar Rojas	VEN	Belgrade	20 Mar 22

Shot Put**50 ratified world records**

10.15	Violette Gouraud-Morris	FRA	Paris	14 Jul 24
10.84	Ruth Lange	GER	Praha	28 May 27
11.32	Ruth Lange	GER	Breslau	6 Aug 27
11.52	Ruth Lange	GER	Berlin	3 Jun 28
11.96	Grete Heublein	GER	Berlin	15 Jul 28
12.85	Grete Heublein	GER	Frankfurt-am-Main	21 Jul 29
12.88	Grete Heublein	GER	Paris	28 Jun 31
13.70	Grete Heublein	GER	Bielefeld	16 Aug 31
14.38	Gisela Mauermayer	GER	Warszawa	15 Jul 34
14.59	Tatyana Sevrjukova	URS	Moskva	4 Aug 48
14.86	Klavdiya Tochonova	URS	Tbilisi	30 Oct 49
15.02	Anna Andreyeva	URS	Ploesti	9 Nov 50
15.28	Galina Zybina	URS	Helsinki	26 Jul 52

MARK	NAME	COUNTRY	VENUE	DATE
15.37	Galina Zybina	URS	Frunze	20 Sep 52
15.42	Galina Zybina	URS	Frunze	1 Oct 52
16.20	Galina Zybina	URS	Malmö	9 Oct 53
16.28	Galina Zybina	URS	Kiyev	14 Sep 54
16.28	Galina Zybina	URS	Leningrad	5 Sep 55
16.67	Galina Zybina	URS	Tbilisi	15 Nov 55
16.76	Galina Zybina	URS	Tashkent	13 Oct 56
17.25	Tamara Press	URS	Nalchik	26 Apr 59
17.42	Tamara Press	URS	Moskva	16 Jul 60
17.78	Tamara Press	URS	Moskva	13 Aug 60
18.55	Tamara Press	URS	Leipzig	10 Jun 62
18.55	Tamara Press	URS	Beograd	12 Sep 62
18.59	Tamara Press	URS	Kassel	19 Sep 65
18.67	Nadezhda Chizhova	URS	Sochi	28 Apr 68
18.87	Margitta Gummel	GDR	Frankfurt/Oder	22 Sep 68
19.07	Margitta Gummel	GDR	Ciudad de México	20 Oct 68
19.61	Margitta Gummel	GDR	Ciudad de México	20 Oct 68
19.72	Nadezhda Chizhova	URS	Moskva	30 May 69
20.09	Nadezhda Chizhova	URS	Chorzów	13 Jul 69
20.10	Margitta Gummel	GDR	East Berlin	11 Sep 69
20.10	Nadezhda Chizhova	URS	Pireás	16 Sep 69
20.43	Nadezhda Chizhova	URS	Pireás	16 Sep 69
20.43	Nadezhda Chizhova	URS	Moskva	29 Aug 71
20.63	Nadezhda Chizhova	URS	Sochi	19 May 72
21.03	Nadezhda Chizhova	URS	München	7 Sep 72
21.20	Nadezhda Chizhova	URS	Lvov	28 Aug 73
21.60	Marianne Adam	GDR	East Berlin	6 Aug 75
21.67	Marianne Adam	GDR	Karl-Marx-Stadt	30 May 76
21.87	Ivanka Khristova	BUL	Belmeken	3 Jul 76
21.89	Ivanka Khristova	BUL	Belmeken	4 Jul 76
21.99	Helena Fibingerová	TCH	Opava	26 Sep 76
22.32	Helena Fibingerová	TCH	Nitra	20 Aug 77
22.36	Ilona Slupianek	GDR	Celje	2 May 80
22.45	Ilona Slupianek	GDR	Potsdam	10 May 80
22.53	Natalya Lisovskaya	URS	Sochi	27 May 84
22.60	Natalya Lisovskaya	URS	Moskva	7 Jun 87
22.63	Natalya Lisovskaya	URS	Moskva	7 Jun 87

Discus Throw**55 ratified world records**

27.39	Yvonne Tembouret	FRA	Paris	23 Sep 23
27.70	Lucie Petit	FRA	Paris	14 Jul 24
28.325	Lucie Petit-Daigré	BEL/FRA	Bruxelles	21 Jul 24
30.225	Lucienne Velu	FRA	Paris	14 Sep 24
31.15	Maria Vidlaková	TCH	Praha	11 Oct 25
34.15	Halina Konopacka	POL	Warszawa	23 May 26
38.34	Milly Reuter	GER	Braunschweig	22 Aug 26
39.18	Halina Konopacka	POL	Warszawa	4 Sep 27
39.62	Halina Konopacka	POL	Amsterdam	31 Jul 28
40.345	Jadwiga Wajs	POL	Pabianice	15 May 32
40.39	Jadwiga Wajs	POL	Lódz	16 May 32
40.84	Grete Heublein	GER	Hagen	19 Jun 32
42.43	Jadwiga Wajs	POL	Lódz	19 Jun 32
43.08	Jadwiga Wajs	POL	Królewska Huta	15 Jul 33
43.795	Jadwiga Wajs	POL	London	11 Aug 34
44.34	Gisela Mauermayer	GER	Ulm	2 Jun 35
44.76	Gisela Mauermayer	GER	Nürnberg	4 Jun 35
45.53	Gisela Mauermayer	GER	München	23 Jun 35
46.10	Gisela Mauermayer	GER	Jena	29 Jun 35
47.12	Gisela Mauermayer	GER	Dresden	25 Aug 35
48.31	Gisela Mauermayer	GER	Berlin	11 Jul 36
53.25	Nina Dumbadze	URS	Moskva	8 Aug 48
53.37	Nina Dumbadze	URS	Gori	27 May 51
53.61	Nina Romashkova	URS	Odessa	9 Aug 52
57.04	Nina Dumbadze	URS	Tbilisi	18 Oct 52
57.15	Tamara Press	URS	Roma	12 Sep 60
57.43	Tamara Press	URS	Moskva	15 Jul 61
58.06	Tamara Press	URS	Sofiya	1 Sep 61
58.98	Tamara Press	URS	London	20 Sep 61
59.29	Tamara Press	URS	Moskva	18 May 63

MARK	NAME	COUNTRY	VENUE	DATE
59.70	Tamara Press	URS	Moskva	11 Aug 65
61.26	Liesel Westermann	FRG	São Paulo	5 Nov 67
61.64	Christine Spielberg	GDR	Regis Breitingen	26 May 68
62.54	Liesel Westermann	FRG	Werdohl	24 Jul 68
62.70	Liesel Westermann	FRG	East Berlin	18 Jun 69
63.96	Liesel Westermann	FRG	Hamburg	27 Sep 69
64.22	Faina Melnik	URS	Helsinki	12 Aug 71
64.88	Faina Melnik	URS	München	4 Sep 71
65.42	Faina Melnik	URS	Moskva	31 May 72
65.48	Faina Melnik	URS	Augsburg	24 Jun 72
66.76	Faina Melnik	URS	Moskva	4 Aug 72
67.32	Argentina Menis	ROU	Constanța	23 Sep 72
67.44	Faina Melnik	URS	Riga	25 May 73
67.58	Faina Melnik	URS	Moskva	10 Jul 73
69.48	Faina Melnik	URS	Edinburgh	7 Sep 73
69.90	Faina Melnik	URS	Praha	27 May 74
70.20	Faina Melnik	URS	Zürich	20 Aug 75
70.50	Faina Melnik	URS	Sochi	24 Apr 76
70.72	Evelin Jahl	GDR	Dresden	12 Aug 78
71.50	Evelin Jahl	GDR	Potsdam	10 May 80
71.80	Maria Petkova	BUL	Sofiya	13 Jul 80
73.26	Galina Savinkova	URS	Leselidze	22 May 83
73.36	Irina Meszynski	GDR	Praha	17 Aug 84
74.56	Zdeňka Šilhavá	TCH	Nitra	26 Aug 84
76.80	Gabriele Reinsch	GDR	Neubrandenburg	9 Jul 88

Hammer Throw**25 ratified world records**

66.84	Olga Kuzenkova	RUS	Adler	23 Feb 94
66.86	Mihaela Melinte	ROU	București	4 Mar 95
67.08	Olga Kuzenkova	RUS	Moskva	24 May 95
68.14	Olga Kuzenkova	RUS	Moskva	5 Jun 95
68.16	Olga Kuzenkova	RUS	Moskva	18 Jun 95
69.42	Mihaela Melinte	ROU	Cluj-Napoca	12 May 96
69.58	Mihaela Melinte	ROU	București	8 Mar 97
71.22	Olga Kuzenkova	RUS	München	22 Jun 97
73.10	Olga Kuzenkova	RUS	München	22 Jun 97
73.14	Mihaela Melinte	ROU	Poiana Brasov	16 Jul 98
75.29	Mihaela Melinte	ROU	Clermont-Ferrand	13 May 99
75.97	Mihaela Melinte	ROU	Clermont-Ferrand	13 May 99
76.05	Mihaela Melinte	ROU	Rüdlingen	29 Aug 99
76.07	Mihaela Melinte	ROU	Rüdlingen	29 Aug 99
77.06	Tatyana Lysenko	RUS	Moskva	15 Jul 05
77.26	Gulfiya Khanafeyeva	RUS	Tula	12 Jun 06
77.41	Tatyana Lysenko	RUS	Zhukovskiy	24 Jun 06
77.80	Tatyana Lysenko	RUS	Tallinn	15 Aug 06
77.96	Anita Włodarczyk	POL	Berlin	22 Aug 09
78.30	Anita Włodarczyk	POL	Bydgoszcz	6 Jun 10
79.42	Betty Heidler	GER	Halle	21 May 11
79.58	Anita Włodarczyk	POL	Berlin	31 Aug 14
81.08	Anita Włodarczyk	POL	Cetniewo	1 Aug 15
82.29	Anita Włodarczyk	POL	Rio de Janeiro	15 Aug 16
82.98	Anita Włodarczyk	POL	Warsaw	28 Aug 16

Javelin Throw**48 ratified world records**

25.01	Božena Šrámková	TCH	Praha	6 Aug 22
25.325	Božena Šrámková	TCH	Praha	13 Aug 22
27.24	Marie Janderová	TCH	Moravská Ostrava	25 May 24
37.575	Guschi Hargus	GER	Berlin	12 Jun 27
38.39	Guschi Hargus	GER	Berlin	18 Aug 28
40.27	Ellen Braumüller	GER	Berlin	12 Jul 30
42.28	Ellen Braumüller	GER	Magdeburg	2 Aug 31
44.64	Ellen Braumüller	GER	Berlin	12 Jun 32
46.745	Nan Gindele	USA	Chicago	18 Jun 32
47.24	Anneliese Steinheuer	GER	Frankfurt-am-Main	21 Jun 42
48.21	Herma Bauma	AUT	Wien	29 Jun 47
48.63	Herma Bauma	AUT	Wien	12 Sep 48
49.59	Natalya Smirnitskaya	URS	Moskva	25 Jul 49
53.41	Natalya Smirnitskaya	URS	Moskva	5 Aug 49
53.56	Nadezhda Konyayeva	URS	Leningrad	5 Feb 54

MARK	NAME	COUNTRY	VENUE	DATE
55.11	Nadezhda Konyayeva	URS	Kiyev	22 May 54
55.48	Nadezhda Konyayeva	URS	Kiyev	6 Aug 54
55.73	Dana Zátoková	TCH	Praha	1 Jun 58
57.40	Anna Pazera	AUS	Cardiff	24 Jul 58
57.49	Birutė Zalogaitytė	URS	Tbilisi	30 Oct 58
57.92	Elvīra Ozoliņa	URS	Leselidze	3 May 60
59.55	Elvīra Ozoliņa	URS	București	4 Jun 60
59.78	Elvīra Ozoliņa	URS	Moskva	3 Jul 63
62.40	Yelena Gorchakova	URS	Tokyo	16 Oct 64
62.70	Ewa Gryziecka	POL	București	11 Jun 72
65.06	Ruth Fuchs	GDR	Potsdam	11 Jun 72
66.10	Ruth Fuchs	GDR	Edinburgh	7 Sep 73
67.22	Ruth Fuchs	GDR	Roma	3 Sep 74
69.12	Ruth Fuchs	GDR	East Berlin	10 Jul 76
69.32	Kate Schmidt	USA	Fürth	11 Sep 77
69.52	Ruth Fuchs	GDR	Dresden	13 Jun 79
69.96	Ruth Fuchs	GDR	Split	29 Apr 80
70.08	Tatyana Biryulina	URS	Podolsk	12 Jul 80
71.88	Antoaneta Todorova	BUL	Zagreb	15 Aug 81
72.40	Tiina Lillak	FIN	Helsinki	29 Jul 82
74.20	Sofia Sakorafa	GRE	Haniá	26 Sep 82
74.76	Tiina Lillak	FIN	Tampere	13 Jun 83
75.26	Petra Felke	GDR	Schwerin	4 Jun 85
75.40	Petra Felke	GDR	Schwerin	4 Jun 85
77.44	Fatima Whitbread	GBR	Stuttgart	28 Aug 86
78.90	Petra Felke	GDR	Leipzig	29 Jul 87
80.00	Petra Felke	GDR	Potsdam	9 Sep 88
<i>New specification introduced in 1999</i>				
67.09	Mirela Tzelili	GRE	Sevilla	28 Aug 99
68.22	Trine Hattestad	NOR	Roma	30 Jun 00
69.48	Trine Hattestad	NOR	Oslo	28 Jul 00
71.54	Osleidys Menéndez	CUB	Rethymno	1 Jul 01
71.70	Osleidys Menéndez	CUB	Helsinki	14 Aug 05
72.28	Barbora Špotáková	CZE	Stuttgart	13 Sep 08

Heptathlon**8 ratified world records**

The first score given is that computed using the tables in use at the time of the performance. The second is based on the tables currently in use (from 1985)

6716	6788	Ramona Neubert	GDR	Kiyev	28 Jun 81
6773	6845	Ramona Neubert	GDR	Halle	20 Jun 82
6836	6935	Ramona Neubert	GDR	Moskva	19 Jun 83
6867	6946	Sabine Paetz	GDR	Potsdam	6 May 84
7148		Jackie Joyner	USA	Moskva	7 Jul 86
7158		Jackie Joyner	USA	Houston	2 Aug 86
7215		Jackie Joyner-Kersee	USA	Indianapolis	16 Jul 88
7291		Jackie Joyner-Kersee	USA	Seoul	24 Sep 88

Decathlon**2 ratified world records**

8150		Marie Collonvillé	FRA	Talence	26 Sep 04
8358		Austra Skujytė	LTU	Columbia	15 Apr 05

5000 Metres Track Walk**17 ratified world records**

22:50.0		Aleksandra Deverinskaya	URS	Leningrad	24 Jul 81
22:45.6		Sue Cook	AUS	Adelaide	24 Apr 82
22:41.4		Aleksandra Deverinskaya	URS	Bergen	5 May 82
22:04.0		Olga Yarutkina	URS	Dnepropetrovsk	21 Aug 83
21:51.85		Giuliana Salce	ITA	L'Aquila	1 Oct 83
21:40.3		Yan Hong	CHN	Bergen	5 May 84
21:36.2		Olga Krishtop	URS	Penza	4 Aug 84
21:35.25		Giuliana Salce	ITA	Verona	19 Jun 86
21:34.37		Li Sujie	CHN	Beijing	7 Sep 86
21:26.5		Guan Ping	CHN	Qingdao	17 Oct 86
21:20.2		Yan Hong	CHN	Xinglong	29 Mar 87
20:55.76		Kerry Saxby	AUS	Sydney	10 Jan 88
20:45.32		Kerry Saxby	AUS	Perth	27 Mar 88
20:32.75		Kerry Saxby	AUS	Brisbane	19 Mar 89
20:17.19		Kerry Saxby	AUS	Sydney	14 Jan 90
20:13.26		Kerry Junna-Saxby	AUS	Hobart	23 Feb 96
20:02.60		Gillian O'Sullivan	IRL	Dublin	13 Jul 02

MARK	NAME	COUNTRY	VENUE	DATE
10,000 Metres Track Walk				14 ratified world records
47:58.2	Ann Jansson	SWE	Falkenberg	17 Oct 81
46:15.6	Rosa Underova	URS	Oryol	28 Aug 83
45:47.0	Sue Cook	AUS	Leicester	14 Sep 83
45:39.5	Yan Hong	CHN	København	13 May 84
44:32.50	Yelena Kuznetsova	URS	Bryansk	16 Aug 86
44:26.5	Xu Yongjiu	CHN	Xinglong	31 Mar 87
43:52.1	Chen Yueling	CHN	Zhengzhou	25 Oct 87
43:46.5	Yelena Nikolayeva	URS	Bergen	7 May 88
43:36.41	Yelena Nikolayeva	URS	Kiyev	30 Jul 88
43:26.12	Kerry Saxby	AUS	Canberra	26 Jan 89
43:08.4	Nadezhda Ryashkina	URS	Bergen	28 Apr 89
42:39.2	Ileana Salvador	ITA	Roma	17 Jun 89
42:25.2	Kerry Saxby	AUS	Bergen	26 May 90
41:56.23	Nadezhda Ryashkina	URS	Seattle	24 Jul 90
20,000 Metres Track Walk				3 ratified world records
1:37:19.1	Xue Ailing	CHN	Xian	18 Sep 99
1:35:23.7	Kristina Saltanovic	LTU	Kaunas	3 Aug 00
1:26:53.2	Olimpiada Ivanova	RUS	Brisbane	6 Sep 01
35,000 Metres Track Walk				No ratified world records
<i>The initial World Athletics world record in this event is to be set and recognised only after January 1, 2023, with a minimum standard of 2:22:00. The fastest on record has been:</i>				
2:31:10.5	German Skurygin	RUS	Izhevsk	9 Sep 01
50,000 Metres Track Walk				No ratified world records
<i>It was the initial proposal of the World Athletics Race Walking Committee to recognise as first world record the best performance which, on December 31, 2018, was better than 4:20:00</i>				
4:55:19.4	Svetlana Bychenkova	RUS	Sankt-Peterburg	27 Jul 98
4:34:46.5	Erin Taylor-Talcott	USA	Banks	9 Mar 14
4:29:45.6	4:29:45.56 Katie Burnett	USA	San Diego	13 Jul 19
4 x 100 Metres Relay				47 ratified world records
<i>y denotes time for 4 x 110 Yards Relay (402.34m) which was also ratified as a record for this event</i>				
53.2	Czechoslovakia	TCH	Paris	21 May 22
51.4+	Great Britain & NI	GBR	Paris	20 Aug 22
50.4	Berliner Sport-Club	GER	Köln	11 Jul 26
49.8y	Great Britain & NI	GBR	Göteborg	29 Aug 26
50.0	Viktoria Magdeburg	GER	Breslau	7 Aug 27
50.0	Linnets Saint-Maur	FRA	Paris	15 Jul 28
49.8	TSV München 1860	GER	Berlin	15 Jul 28
48.4	Canada	CAN	Amsterdam	5 Aug 28
49.0	Eintracht Frankfurt	GER	Mannheim	30 Jun 29
49.0	TSV München 1860	GER	Frankfurt-am-Main	21 Jul 29
48.8	TSV München 1860	GER	Nürnberg	20 Jul 30
46.9	United States	USA	Los Angeles	7 Aug 32
46.5	Germany	GER	Köln	21 Jun 36
46.4	Germany	GER	Berlin	8 Aug 36
46.1	46.23 Australia	AUS	Helsinki	27 Jul 52
45.9	46.14 United States	USA	Helsinki	27 Jul 52
45.9	46.18 FR of Germany	FRG	Helsinki	27 Jul 52
45.6	USSR	URS	Budapest	20 Sep 53
45.6	USSR	URS	Moskva	11 Sep 55
45.2	USSR	URS	Kiyev	27 Jul 56
45.1	Germany	FRG/GDR	Dresden	30 Sep 56
44.9	45.00 Australia	AUS	Melbourne	1 Dec 56
44.9	45.07 Germany	FRG/GDR	Melbourne	1 Dec 56
44.5	44.65 Australia	AUS	Melbourne	1 Dec 56
44.4	44.51 United States	USA	Roma	7 Sep 60
44.3	United States	USA	Moskva	15 Jul 61
43.9	43.92 United States	USA	Tokyo	21 Oct 64
43.9	USSR	URS	Leninakan	16 Aug 68
43.6	USSR	URS	Ciudad de México	27 Sep 68
43.4	43.50 United States	USA	Ciudad de México	19 Oct 68
43.4	43.49 Netherlands	NED	Ciudad de México	19 Oct 68
42.8	42.88 United States	USA	Ciudad de México	20 Oct 68
42.8	42.81 FR of Germany	FRG	München	10 Sep 72
42.6	German Democratic Republic	GDR	Potsdam	1 Sep 73

MARK	AUTO	NAME	COUNTRY	VENUE	DATE
42.6		German Democratic Republic	GDR	East Berlin	24 Aug 74
42.5	42.51	German Democratic Republic	GDR	Roma	8 Sep 74
<i>Progression of automatically-timed records following the first such ratified mark, 42.51 GDR as above:</i>					
42.50		German Democratic Republic	GDR	Karl-Marx-Stadt	29 May 76
42.27		German Democratic Republic	GDR	Potsdam	19 Aug 78
42.10		German Democratic Republic	GDR	Karl-Marx-Stadt	10 Jun 79
42.09		German Democratic Republic	GDR	Torino	4 Aug 79
42.09		German Democratic Republic	GDR	East Berlin	9 Jul 80
41.85		German Democratic Republic	GDR	Potsdam	13 Jul 80
41.60		German Democratic Republic	GDR	Moskva	1 Aug 80
41.53		German Democratic Republic	GDR	East Berlin	31 Jul 83
41.37		German Democratic Republic	GDR	Canberra	6 Oct 85
40.82		United States	USA	London	10 Aug 12

4 x 200 Metres Relay**25 ratified world records***y denotes time for 4 x 220 Yards Relay which was also ratified as a record for this event*

1:53.0y		England	GBR	Paris	30 Oct 21
1:51.6+		England	GBR	Paris	23 Sep 23
1:50.6		SC Charlottenburg Berlin	GER	Berlin	24 Jun 28
1:50.4		Linnets Saint-Maur	FRA	Paris	15 Jul 28
1:48.2		SC Brandenburg Berlin	GER	Berlin	14 Jun 29
1:47.6		Linnets Saint-Maur	FRA	Paris	28 Jul 29
1:45.8		Germany	GER	Neurössen	26 Jun 32
1:45.8		Central Germany	GER	Neurössen	26 Jun 32
1:45.3		Brandenburg	GER	Cottbus	19 Jun 38
1:41.0		Netherlands	NED	Hilversum	27 Aug 44
1:40.6		Dynamo Moskva	URS	Moskva	12 Jul 50
1:39.7		USSR	URS	Bucureşti	27 Sep 51
1:39.7		Southern Counties Team	GBR	London	17 Sep 52
1:36.4		USSR	URS	Bucureşti	9 Aug 53
1:36.4y		German Democratic Republic	GDR	Rostock	29 Jul 56
1:36.3y		Australia	AUS	Sydney	5 Dec 56
1:36.0y		German Democratic Republic	GDR	Leipzig	26 Jul 58
1:35.1		USSR	URS	Moskva	14 Jul 63
1:34.4		USSR	URS	Leninakan	2 Oct 67
1:33.8		Great Britain & NI	GBR	London	24 Aug 68
1:32.4	1:32.39	German Democratic Republic	GDR	Jena	13 Aug 76
1:31.6	1:31.57	Great Britain & NI	GBR	London	20 Aug 77
1:30.8	1:30.74	Ukraine	URS	Moskva	29 Jul 79
1:28.2	1:28.15	German Democratic Republic	GDR	Jena	9 Aug 80
1:27.46		United States "Blue" Team	USA	Philadelphia	29 Apr 00

4 x 400 Metres Relay**15 ratified world records**

3:47.4		Moskva	URS	Moskva	30 May 69
3:43.2		Latvia	URS	Minsk	1 Jun 69
3:37.6		Great Britain & NI	GBR	London	22 Jun 69
3:34.2		France	FRA	Colombes	6 Jul 69
3:33.9		FR of Germany	FRG	Pireás	19 Sep 69
3:30.8	3:30.82	Great Britain & NI	GBR	Pireás	20 Sep 69
3:30.8	3:30.85	France	FRA	Athína	20 Sep 69
3:29.3	3:29.28	German Democratic Republic	GDR	Helsinki	15 Aug 71
3:28.8		German Democratic Republic	GDR	Colombes	5 Jul 72
3:28.5	3:28.48	German Democratic Republic	GDR	München	9 Sep 72
3:23.0	3:22.95	German Democratic Republic	GDR	München	10 Sep 72
3:19.2	3:19.23	German Democratic Republic	GDR	Montréal	31 Jul 76
3:19.04		German Democratic Republic	GDR	Athína	11 Sep 82
3:15.92		German Democratic Republic	GDR	Erfurt	3 Jun 84
3:15.17		USSR	URS	Seoul	1 Oct 88

4 x 800 Metres Relay**9 ratified world records**

8:33.0		German Democratic Republic	GDR	Cottbus	4 Oct 69
8:27.0	8:26.99	Great Britain & NI	GBR	Edinburgh	13 Jun 70
8:25.0		Great Britain & NI	GBR	London	5 Sep 70
8:16.8		FR of Germany	FRG	Lübeck	31 Jul 71
8:08.6		Bulgaria	BUL	Sofiya	12 Aug 73
8:05.2	8:05.24	Bulgaria	BUL	Sofiya	30 Aug 75
7:54.2	7:54.10	German Democratic Republic	GDR	Karl-Marx-Stadt	6 Aug 76
7:52.4		USSR	URS	Podolsk	16 Aug 76
7:50.17		USSR	URS	Moskva	5 Aug 84

MARK	NOTE	NAME	COUNTRY	VENUE	DATE
Distance Medley Relay (1200m / 400m / 800m / 1600m)			1 ratified world record (plus one awaiting ratification)		
10:36.50		United States	USA	Nassau	2 May 15
10:33.85i	awaiting ratification	New Balance All-Stars	USA	Boston (Allston)	15 Apr 22
4 x 1500 Metres Relay			2 ratified world records		
16:33.58		Kenya	KEN	Nassau	24 May 14
16:27.02		Bowerman Track Club	USA	Portland	31 Jul 20
Universal (Mixed) 4 x 400 Metres Relay			2 ratified world records		
3:12.42		United States	USA	Doha	27 Sep 19
3:09.34		United States	USA	Doha	28 Sep 19

----- ★ -----

Road events – world bests and world records

These were accepted by World Athletics as world bests from January 1, 2003 and world records from January 1, 2004. From November 1, 2011 World Athletics specified that “world records in road races for women [were] to be recognised in women only races”, though before that rule was enforced it was decided not to apply it in retrospect, so all existing world records (set in mixed races) remained standing. From November 1, 2013 it was agreed that World Athletics would separately ratify the best marks in single gender (i.e women only) road running races.

Therefore two progressions are shown here where relevant. A mixed race record will be ratified even if it is inferior to the equivalent women only mark. From November 1, 2017 a number of distances were dismissed and the 5km added with marks in that event, only considered from 2018. The 50km run and 35km walk were added to the world record roster from November 1, 2021 with the first records considered respectively from 2022 and 2023.

Shown here are the progressions of world bests prior to official acceptance. The records ratified by World Athletics are shown in bold. Unratified marks are shown in light and are indented if set on aided courses not fulfilling the criteria specified in Competition Rule 31.21.2 (separation between start and finish points should not be more than 50% of race distance) or 31.21.3 (the decrease in elevation should not be greater than one in a thousand). + denotes marks set en route to longer distances.

5 Kilometres (mixed) **3 ratified world records**

16:16		Julie Shea	USA	Jersey City	20 Sep 81
16:08		Mary Shea	USA	Raleigh	14 Feb 82
15:29		Lorraine Moller	NZL	Woodland Hills	31 Oct 82
15:29		Grete Waitz	NOR	West Lafayette	20 Oct 84
15:26		Liz McColgan	GBR	Londonderry	20 Dec 87
15:20		Lynn Williams	CAN	Carlsbad	2 Apr 89
15:11		Liz McColgan	GBR	Carlsbad	14 Apr 91
15:10		Elana Meyer	RSA	Providence	16 Oct 94
15:05		Rose Cheruiyot	KEN	Carlsbad	2 Apr 95
14:58	14:57.2	Lydia Cheromei	KEN	Bern	8 Jun 97
14:57		Paula Radcliffe	GBR	London	2 Sep 01
14:54	14:53.8	Deena Drossin	USA	Carlsbad	7 Apr 02
14:54	14:53.6	Birhane Adere	ETH	Carlsbad	13 Apr 03
14:51	14:50.4	Paula Radcliffe	GBR	London	14 Sep 03
14:47		Lornah Kiplagat	NED	Brunssum	28 Mar 04
14:46		Meseret Defar	ETH	Carlsbad	9 Apr 06
14:46+		Violah Jepchumba	BRN	Praha	10 Sep 16
14:32+		Joyciline Jepkosgei	KEN	Praha	10 Sep 17
14:48+		Caroline Kipkirui	KEN	Praha	8 Sep 18
14:46		Norah Tanui	KEN	Prague	7 Sep 19
14:43		Beatrice Chepkoech	KEN	Monaco	14 Feb 21
14:41		Beth Potter	GBR	Barrowford	3 Apr 21
14:39		Dawit Seyaum	ETH	Lille	6 Nov 21
14:19		Ejgayehu Taye	ETH	Barcelona	31 Dec 21

5 Kilometres women only race **2 ratified world records**

15:48		Sarah Pagano	USA	Albany	2 Jun 18
14:44		Sifan Hassan	NED	Monaco	17 Feb 19
14:29		Senbere Teferi	ETH	Herzogenaurach	12 Sep 21

10 Kilometres (mixed) **3 ratified world records** (plus 2 awaiting ratification)

34:51		Julie Shea	USA	Washington	10 Oct 76
33:49		Marijke Moser	SUI	Bern	19 May 77
32:33		Loa Olofsson	DEN	Kobenhavn	25 Feb 78
31:16		Grete Waitz	NOR	New York	2 Jun 79
32:02		Grete Waitz	NOR	Hamilton, BER	26 Jan 80
31:00		Grete Waitz	NOR	New York	1 Jun 80
31:41		Grete Waitz	NOR	Hamilton, BER	30 Jan 82

MARK	NOTE	NAME	COUNTRY	VENUE	DATE
31:32		Grete Waitz	NOR.	Miami	15 Jan 83
31:29		Wendy Sly	GBR.	New Orleans	27 Mar 83
31:25		Ingrid Kristiansen	NOR.	Oslo	6 May 84
30:47		Ingrid Kristiansen	NOR.	Bergen	25 May 86
30:46		Ingrid Kristiansen	NOR.	Copenhagen	21 Sep 86
31:07		Liz McColgan	GBR.	Orlando	21 Feb 87
30:59		Liz McColgan	GBR.	Orlando	6 Feb 88
30:39	30:38.4	Liz McColgan	GBR.	Orlando	11 Mar 89
30:29	30:28.6	Asmae Leghzaoui	MAR.	New York	8 Jun 02
30:21	30:20.7	Paula Radcliffe	GBR.	San Juan	23 Feb 03
30:04+		Joyciline Jepkosgei	KEN.	Praha	1 Apr 17
29:43		Joyciline Jepkosgei	KEN.	Praha	9 Sep 17
29:38	awaiting ratification	Kalkidan Gezahegne	BRN.	Genève	03 Oct 21
29:14	awaiting ratification	Yalemzerf Yehualaw	ETH.	Castellón	27 Feb 22

10 Kilometres women only race

2 ratified world records

30:29	30:28.6	Asmae Leghzaoui	MAR	New York	8 Jun 02
30:05		Lonah Chemtai Salpeter	ISR.	Tilburg	1 Sep 19
30:01		Agnes Tirop	KEN.	Herzogenaurach	12 Sep 21

Half Marathon (mixed)

11 ratified world records

75:04		Marty Cooksey	USA.	San Diego	26 Aug 78
75:58		Michiko Gorman	USA.	Pasadena	19 Nov 78
75:01		Ellison Goodall	USA.	Winston-Salem	10 Mar 79
74:50		Kathy Mintie	USA.	San Diego	25 Aug 79
74:04		Patty Catalano	USA.	Manchester, VT.	23 Sep 79
73:59		Marja Wokke	NED.	Den Haag	29 Mar 80
73:26		Joan Benoit	USA.	New Orleans	18 Jan 81
71:16		Joan Benoit	USA.	San Diego	7 Mar 81
69:57		Grete Waitz	NOR.	Göteborg	15 May 82
69:14		Joan Benoit	USA.	Philadelphia	18 Sep 83
68:34		Joan Benoit	USA.	Philadelphia	16 Sep 84
66:40		Ingrid Kristiansen	NOR.	Sandnes	5 Apr 87
68:32		Ingrid Kristiansen	NOR.	New Bedford	19 Mar 89
67:59		Elana Meyer	RSA.	East London	18 May 91
67:59		Uta Pippig	GER.	Kyoto	20 Mar 94
67:58		Uta Pippig	GER.	Kyoto	19 Mar 95
67:36		Elana Meyer	RSA.	Kyoto	9 Mar 97
67:29		Elana Meyer	RSA.	Kyoto	8 Mar 98
66:44		Elana Meyer	RSA.	Tokyo	15 Jan 99
65:44		Susan Chepkemei	KEN.	Lisboa	1. Apr 01
65:40	65:39.6	Paula Radcliffe	GBR.	South Shields	21 Sep 03
66:25		Lornah Kiplagat	NED.	Udine	14 Oct 07
65:50		Mary Keitany	KEN.	Ras Al Khaimah	18 Feb 11
65:12		Florence Kiplagat	KEN.	Barcelona	16 Feb 14
65:09		Florence Kiplagat	KEN.	Barcelona	15 Feb 15
65:06		Peres Jepchirchir	KEN.	Ras Al Khaimah	10 Feb 17
64:52		Joyciline Jepkosgei	KEN.	Praha	1 Apr 17
64:51		Joyciline Jepkosgei	KEN.	Valencia	22 Oct 17
64:31		Ababel Yeshaneh	ETH.	Ras Al Khaimah	21 Feb 20
64:02		Ruth Chepngetich	KEN.	Istanbul	4 Apr 21
62:52		Letesenbet Gidey	ETH.	Valencia	24 Oct 21

Half Marathon women only race

4 ratified world records

66:25		Lornah Kiplagat	NED.	Udine	14 Oct 07
66:11		Netsanet Gudeta	ETH.	Valencia	24 Mar 18
64:28	64:27.8	Brigid Kosgei	KEN.	South Shields	8 Sep 19
65:34		Peres Jepchirchir	KEN.	Praha	5 Sep 20
65:16		Peres Jepchirchir	KEN.	Gdynia	17 Oct 20

Marathon (mixed)

2 ratified world records

3:40:22		Violet Piercy	GBR.	Chiswick	3 Oct 26
3:37:07		Merry Lepper	USA.	Culver City	16 Dec 63
3:27:45		Dale Greig	GBR.	Ryde/Isle of Wight	23 May 64
3:19:33		Mildred Sampson	NZL.	Auckland	21 Jul 64
3:15:22		Maureen Wilton	CAN.	Toronto	6 May 67
3:07:26.2		Anni Pedersen	FRG.	Waldniel	16 Sep 67
3:02:53		Caroline Walker	USA.	Seaside	28 Feb 70

MARK	NAME	COUNTRY	VENUE	DATE
3:01:42	Elizabeth Bonner	USA	Philadelphia	9 May 71
2:55:22	Elizabeth Bonner	USA	New York	19 Sep 71
2:49:40	Cheryl Bridges	USA	Culver City	5 Dec 71
2:46:36	Michiko Gorman	USA	Culver City	2 Dec 73
2:46:24	Chantal Langlacé	FRA	Neuf Brisach	27 Oct 74
2:43:54.5	Jacqueline Hansen	USA	Culver City	1 Dec 74
2:42:24	Liane Winter	FRG	Boston	21 Apr 75
2:40:15.8	Christa Vahlensieck	FRG	Dülmen	3 May 75
2:38:19	Jacqueline Hansen	USA	Eugene	12 Oct 75
2:35:15.4	Chantal Langlacé	FRA	Oyarzun	1 May 77
2:34:47.5	Christa Vahlensieck	FRG	West Berlin	10 Sep 77
2:32:29.8	Grete Waitz	NOR	New York	22 Oct 78
2:27:32.6	Grete Waitz	NOR	New York	21 Oct 79
2:25:41.3	Grete Waitz	NOR	New York	26 Oct 80
2:25:28.7	Grete Waitz	NOR	London	17 Apr 83
2:22:43	Joan Benoit	USA	Boston	18 Apr 83
2:21:06	Ingrid Kristiansen	NOR	London	21 Apr 85
2:20:47	Tegla Loroupe	KEN	Rotterdam	19 Apr 98
2:20:43	Tegla Loroupe	KEN	Berlin	26 Sep 99
2:19:46	Naoko Takahashi	JPN	Berlin	30 Sep 01
2:18:47	Catherine Ndereba	KEN	Chicago	7 Oct 01
2:17:18	Paula Radcliffe	GBR	Chicago	13 Oct 02
2:15:25	Paula Radcliffe	GBR	London	13 Apr 03
2:14:04	Brigid Kosgei	KEN	Chicago	13 Oct 19

Marathon women only race

2 ratified world records

2:17:42	Paula Radcliffe	GBR	London	17 Apr 05
2:17:01	Mary Keitany	KEN	London	23 Apr 17

50 Kilometres (mixed)

1 ratified world record

2:59:54	Desiree Linden	USA	Dorena Lake	13 Apr 21
----------------	-----------------------	------------	--------------------	------------------

50 Kilometres women only race

1 ratified world record

3:04:24	Irvette van Zyl	RSA	Gqeberha	23 May 21
----------------	------------------------	------------	-----------------	------------------

100 Kilometres

2 ratified world records

6:13:33	Takahiro Sunada	JPN	Yubetsu	21 Jun 98
6:09:14	Nao Kazami	JPN	Lake Saroma	24 Jun 18

20 Kilometres Walk

6 ratified world records

2:14:07	Antonie Odvárková	TCH	Praha	4 Sep 31
2:24:00	Antonie Brixiová	TCH	Praha	6 Sep 31
1:59:02	Lina Aebersold	SUI	Zürich	9 Jun 34
1:57:35	Marie van Tonder	RSA	CapeTown	28 Jul 62
1:57:26	Irma Hansson	SWE	København	27 Oct 63
1:54:30	Irma Hansson	SWE	København	22 Oct 67
1:53:46	Karin Möller	DEN	København	27 Oct 68
1:51:05	Irma Hansson	SWE	København	12 Oct 69
1:47:10	Margareta Simu	SWE	København	22 Sep 73
1:43:38	Lilian Harpur	AUS	Adelaide	16 Jul 77
1:43:20	Thorill Gylder	NOR	Mixhuca	23 Apr 78
1:41:42	Sue Cook	AUS	Melbourne	3 Feb 80
1:39:31	Sue Cook	AUS	Melbourne	20 Dec 81
1:36:36	Sue Cook	AUS	Melbourne	19 Dec 82
1:36:23	Sue Cook	AUS	Canberra	7 Jul 84
1:36:19	Sally Pierson	AUS	Melbourne	17 Jul 84
1:29:40	Kerry Saxby	AUS	Värnamo	13 May 88
1:27:30	Liu Hongyu	CHN	Beijing	1 May 95
1:27:30	Nadezhda Ryashkina	RUS	Adler	7 Feb 99
1:25:18	Tatyana Gudkova	RUS	Moskva	19 May 00
1:24:50	Olimpiada Ivanova	RUS	Adler	4 Mar 01
1:26:22	Wang Yan	CHN	Guangzhou	19 Nov 01
1:26:22	Yelena Nikolayeva	RUS	Cheboksary	18 May 03
1:25:41	Olimpiada Ivanova	RUS	Helsinki	7 Aug 05
1:25:08	Vera Sokolova	RUS	Sochi	26 Feb 11
1:24:38	Liu Hong	CHN	La Coruña	6 Jun 15
1:23:49	Yang Jiayu	CHN	Huangshan	20 Mar 21

MARK	WIND	AUTO	NAME	COUNTRY	VENUE	DATE
<i>Further potential world records, which were not ratifiable, set in the time after the first ratified mark on November 19, 2001:</i>						
1:25:11			Olga Kaniskina	RUS	Adler	23 Feb 08
1:24:56			Olga Kaniskina	RUS	Adler	28 Feb 09
1:25:11			Anisya Kirdyapkina	RUS	Sochi	20 Feb 10
1:24:47			Elmira Alembekova	RUS	Sochi	27 Feb 15
1:23:39			Yelena Lashmanova	RUS	Cheboksary	9 Jun 18
1:24:31			Yelena Lashmanova	RUS	Sochi	17 Feb 19

35 Kilometres Road Walk**No ratified world records**

The initial World Athletics world record in this event is to be set and recognised only after January 1, 2023, with a minimum standard of 2:38:00. Progression of unratified marks:

2:50:09+			Inês Henriques	POR	Porto de Mós	15 Jan 17
2:45:51			Inês Henriques	POR	Porto de Mos	7 Jan 18
2:45:21			Eleonora Giorgi	ITA	Gioiosa Marea	27 Jan 19
2:38:24			Klavdiya Afanasyeva	RUS	Sochi	18 Feb 19

50 Kilometres Walk**3 ratified world records**

4:49:25			Jacqueline Delasseaux	FRA	Chaumontel	17 Sep 78
4:41:57			Kora Boufflert	FRA	Ay-Champagne	17 Sep 95
4:34:16			Yelena Ginko	BLR	Scanzorosciate	28 Oct 01
4:19:13			Yelena Ginko	BLR	Scanzorosciate	27 Oct 02
4:12:16			Yelena Ginko	BLR	Scanzorosciate	17 Oct 04
4:10:59			Monica Svensson	SWE	Scanzorosciate	21 Oct 07
4:08:26			Inês Henriques	POR	Porto de Mós	15 Jan 17
4:04:36			Liang Rui	CHN	Taicang	5 May 18
3:59:15			Liu Hong	CHN	Huangshan	9 Mar 19

Further potential world records which was not ratifiable, set in the time after the first ratified mark on November 19, 2001:

3:57:08			Klavdiya Afanasyeva	RUS	Cheboksary	16 Jun 19
3:50:42			Yelena Lashmanova	RUS	Voronovo	5 Sep 20

Road Relay (Stages of 10Km, 5Km, 10Km, 5Km, 7.195Km)**1 ratified world record**

2:11:41			PR of China	CHN	Beijing	28 Feb 98
----------------	--	--	--------------------	------------	----------------	------------------



BEST THREE BY YEAR 1970-2021

See men's section (page 745) for general notes. In newer disciplines, the start year is later due to the lack of meaningful performances as the event was under development.

YEAR	FIRST	SECOND	THIRD
100 Metres			
1970	Chi Cheng TPE 11.22	Renate Meissner GDR 11.0	Wilma van den Berg NED 11.2 Iris Davis USA 11.2
1971	Renate Meissner/Stecher GDR 11.0	Raelene Boyle AUS 11.1 Ellen Stropahl GDR 11.1 Alicia Annum GHA 11.1 Inge Helten FRG 11.1	
1972	Renate Stecher GDR 11.07	Silvia Chivás CUB 11.18	Raelene Boyle AUS 11.23
1973	Renate Stecher GDR 11.07	Mona-Liisa Pursiainen FIN 11.19	Doris Selmgkeit GDR 11.0 Petra Kandarr GBR 11.0
1974	Irena Szewińska POL 11.13	Raelene Boyle AUS 11.23 Renate Stecher GDR 11.23	
1975	Renate Stecher GDR 11.13	Andrea Lynch GBR 11.16	Silvia Chivás CUB 11.17
1976	Annegret Richter FRG 11.01	Inge Helten FRG 11.04	Brenda Morehead USA 11.08
1977	Marlies Oelsner GDR 10.88	Annegret Richter FRG 11.03 Monika Hamann GDR 11.03	
1978	Marlies Oelsner/Göhr GDR 10.94	Brenda Morehead USA 11.14 Lilieth Hodges JAM 11.14	
1979	Marlies Göhr GDR 10.97 Evelyn Ashford USA 10.97		Brenda Morehead USA 11.11
1980	Marlies Göhr GDR 10.93	Marita Koch GDR 10.99	Romy Müller GDR 11.02
1981	Evelyn Ashford USA 10.90	Merlene Ottey JAM 11.07	Jarmila Kratochvílová TCH 11.09 Marlies Göhr GDR 11.09
1982	Marlies Göhr GDR 10.88	Evelyn Ashford USA 10.93	Bärbel Wöckel GDR 10.95
1983	Evelyn Ashford USA 10.79	Marlies Göhr GDR 10.81	Marita Koch GDR 10.83
1984	Evelyn Ashford USA 10.76	Marlies Göhr GDR 10.84	Florence Griffith USA 10.99
1985	Marlies Göhr GDR 10.86	Merlene Ottey JAM 10.92	Marita Koch GDR 10.97
1986	Evelyn Ashford USA 10.88	Heike Drechsler GDR 10.91 Marlies Göhr GDR 10.91	
1987	Anelia Nuneva BUL 10.86 Silke Gladisch GDR 10.86		Merlene Ottey JAM 10.87
1988	Florence Griffith Joyner USA 10.49	Evelyn Ashford USA 10.81	Sheila Echols USA 10.83
1989	Dawn Sowell USA 10.78	Merlene Ottey JAM 10.95	Laurence Bily FRA 11.04
1990	Merlene Ottey JAM 10.78	Katrin Krabbe GDR 10.89	Carlette Guidry USA 11.03
1991	Merlene Ottey JAM 10.79	Katrin Krabbe GER 10.91	Carlette Guidry USA 10.94
1992	Merlene Ottey JAM 10.80	Irina Privalova EUN 10.82 Gail Devers USA 10.82	
1993	Gail Devers USA 10.82 Merlene Ottey JAM 10.82		Gwen Torrence USA 10.86
1994	Irina Privalova RUS 10.77	Merlene Ottey JAM 10.78	Gwen Torrence USA 10.82
1995	Gwen Torrence USA 10.84	Merlene Ottey JAM 10.85	Irina Privalova RUS 10.90
1996	Merlene Ottey JAM 10.74	Gwen Torrence USA 10.82	Gail Devers USA 10.83
1997	Marion Jones USA 10.76	Li Xuemei CHN 10.79	Merlene Ottey JAM 10.83
1998	Marion Jones USA 10.65	Christine Arron FRA 10.73	Irina Privalova RUS 10.83
1999	Marion Jones USA 10.70	Inger Miller USA 10.79	Katerína Thánou GRE 10.83
2000	Marion Jones USA 10.78	Chandra Sturupp BAH 10.86	Katerína Thánou GRE 10.91 Inger Miller USA 10.91
2001	Zhanna Pintusevich-Block UKR 10.82	Katerína Thánou GRE 10.91	Chandra Sturupp BAH 10.95
2002	Debbie Ferguson BAH 10.91	Tayna Lawrence JAM 10.93	Chryste Gaines USA 10.94
2003	Chryste Gaines USA 10.86	Chandra Sturupp BAH 10.89	Torri Edwards USA 10.93
2004	Ivet Lalova BUL 10.77	Veronica Campbell JAM 10.91	Yuliya Nesterenko BLR 10.92
2005	Chandra Sturupp BAH 10.84	Veronica Campbell JAM 10.85	Lauryn Williams USA 10.88
2006	Sherone Simpson JAM 10.82	Veronica Campbell JAM 10.99	Kerron Stewart JAM 11.03 Me'Lisa Barber USA 11.03 LaTasha Jenkins USA 11.03
2007	Veronica Campbell JAM 10.89	Torri Edwards USA 10.90	Me'Lisa Barber USA 10.95
2008	Torri Edwards USA 10.78 Shelly-Ann Fraser JAM 10.78		Kerron Stewart JAM 10.80
2009	Carmelita Jeter USA 10.64	Shelly-Ann Fraser JAM 10.73	Kerron Stewart JAM 10.75
2010	Veronica Campbell-Brown JAM 10.78	Carmelita Jeter USA 10.82	Kelly-Ann Baptiste TTO 10.84
2011	Carmelita Jeter USA 10.70	Veronica Campbell-Brown JAM 10.76	Marshevet Myers USA 10.86

YEAR	FIRST	SECOND	THIRD
2012	Shelly-Ann Fraser-Pryce JAM 10.70	Carmelita Jeter USA 10.78	Veronica Campbell-Brown JAM 10.81
2013	Shelly-Ann Fraser-Pryce JAM 10.71	Blessing Okagbare NGR 10.79	Barbara Pierre USA 10.85 English Gardner USA 10.85
2014	Tori Bowie USA 10.80	Michelle-Lee Ahye TTO 10.85 Blessing Okagbare NGR 10.85	
2015	Shelly-Ann Fraser-Pryce JAM 10.74	English Gardner USA 10.79	Blessing Okagbare NGR 10.80
2016	Elaine Thompson JAM 10.70	English Gardner USA 10.74	Murielle Ahouré CIV 10.78
2017	Elaine Thompson JAM 10.71	Michelle-Lee Ahye TTO 10.82	Murielle Ahouré CIV 10.83
2018	Marie Josée Ta Lou CIV 10.85 Dina Asher-Smith GBR 10.85		Blessing Okagbare NGR 10.90 Aleia Hobbs USA 10.90 Murielle Ahouré CIV 10.90
2019	Shelly-Ann Fraser-Pryce JAM 10.71	Elaine Thompson-Herah JAM 10.73	Sha'Carri Richardson USA 10.75
2020	Elaine Thompson-Herah JAM 10.85	Shelly-Ann Fraser-Pryce JAM 10.86	Sha'Carri Richardson USA 10.95
2021	Elaine Thompson-Herah JAM 10.54	Shelly-Ann Fraser-Pryce JAM 10.60	Sha'Carri Richardson USA 10.72

200 Metres

1970	Chi Cheng TPE 22.62	Renate Meissner GDR 22.7	Raelene Boyle AUS 22.9
1971	Renate Meissner/Stecher GDR 22.67	Irena Szewińska POL 22.75	Alice Annum GHA 23.01
1972	Renate Stecher GDR 22.6	Ellen Stropahl GDR 22.7 Irena Szewińska POL 22.7	
1972	Renate Stecher GDR 22.40	Raelene Boyle AUS 22.45	Irena Szewińska POL 22.74
1973	Renate Stecher GDR 22.38	Mona-Liisa Pursiainen FIN 22.39	Doris Maletzki GDR 22.3 Marina Sidorova URS 22.72
1974	Irena Szewińska POL 22.21	Raelene Boyle AUS 22.50	Renate Stecher GBR 22.68
1975	Renate Stecher GDR 22.44	Irena Szewińska POL 22.4	Chandra Cheeseborough USA 22.77
1976	Bärbel Eckert GDR 22.37	Annegret Richter FRG 22.39	Irena Szewińska POL 22.41
1977	Irena Szewińska POL 22.37	Marita Koch GDR 22.38	Bärbel Eckert GDR 22.52
1978	Marita Koch GDR 22.06	Marlies Göhr GDR 22.38	Ludmila Kondratyeva URS 22.52
1979	Marita Koch GDR 21.71	Evelyn Ashford USA 21.83	Ludmila Kondratyeva URS 22.33
1980	Bärbel Eckert/Wöckel GDR 22.01	Natalya Bochina URS 22.19	Merlene Ottey JAM 22.20
1981	Evelyn Ashford USA 21.84	Jarmila Kratochvílová TCH 21.97	Bärbel Wöckel GDR 22.07
1982	Marita Koch GDR 21.76	Bärbel Wöckel GDR 22.04	Evelyn Ashford USA 22.10
1983	Marita Koch GDR 21.82	Evelyn Ashford USA 21.88	Chandra Cheeseborough USA 21.99
1984	Marita Koch GDR 21.71	Marlies Göhr GDR 21.74	Valerie Brisco-Hooks USA 21.81
1985	Marita Koch GDR 21.78	Merlene Ottey JAM 21.93	Valerie Brisco-Hooks USA 21.98
1986	Heike Drechsler GDR 21.71	Evelyn Ashford USA 21.97	Silke Gladisch GDR 22.07
1987	Silke Gladisch GDR 21.74	Florence Griffith USA 21.96	Anelia Nuneva BUL 22.01
1988	Florence Griffith Joyner USA 21.34	Grace Jackson JAM 21.72	Heike Drechsler GDR 21.84
1989	Dawn Sowell USA 22.04	Evette de Klerk RSA 22.06	Merlene Ottey JAM 22.21
1990	Merlene Ottey JAM 21.66	Katrin Krabbe GDR 21.95	Heike Drechsler GDR 22.19
1991	Merlene Ottey JAM 21.64	Katrin Krabbe GER 21.96	Gwen Torrence USA 22.07
1992	Gwen Torrence USA 21.72	Juliet Cuthbert JAM 21.75	Irina Privalova EUN 21.93
1993	Merlene Ottey JAM 21.77	Irina Privalova RUS 21.88	Gwen Torrence USA 21.92
1994	Gwen Torrence USA 21.85	Irina Privalova RUS 22.02	Merlene Ottey JAM 22.07
1995	Gwen Torrence USA 21.77	Irina Privalova RUS 21.87	Merlene Ottey JAM 21.93
1996	Marie-José Pérec FRA 22.07 Mary Onyali NGR 22.07		Merlene Ottey JAM 22.08
1997	Marion Jones USA 21.76	Li Xuemei CHN 22.01	Merlene Ottey JAM 22.06
1998	Marion Jones USA 21.62	Inger Miller USA 22.20	Falilat Ogunkoya NGR 22.22
1999	Inger Miller USA 21.77	Marion Jones USA 21.81	Merlene Frazer JAM 22.18
2000	Marion Jones USA 21.94	Inger Miller USA 22.09	Pauline Davis-Thompson BAH 22.27
2001	LaTasha Jenkins USA 22.39 Debbie Ferguson BAH 22.39		Cydonie Mothersill CAN 22.54 Myriam Mani CMR 22.54
2002	Debbie Ferguson BAH 22.20	Veronica Campbell JAM 22.39	Muriel Hurtis FRA 22.43
2003	Allyson Felix USA 22.11	Torri Edwards USA 22.28	LaTasha Jenkins USA 22.31
2004	Veronica Campbell JAM 22.05	Allyson Felix USA 22.18	Debbie Ferguson BAH 22.30
2005	Allyson Felix USA 22.13	Rachelle Boone-Smith USA 22.22	Lauryn Williams USA 22.27
2006	Sherone Simpson JAM 22.00	Allyson Felix USA 22.11	Sanya Richards USA 22.17
2007	Allyson Felix USA 21.81	Rachelle Smith USA 22.31 Sanya Richards USA 22.31	
2008	Veronica Campbell-Brown JAM 21.74	Allyson Felix USA 21.93	Kerron Stewart JAM 21.99
2009	Allyson Felix USA 21.88	Debbie Ferguson McKenzie BAH 22.23	Veronica Campbell-Brown JAM 22.29 Sanya Richards USA 22.29
2010	Veronica Campbell-Brown JAM 21.98	Allyson Felix USA 22.03	Myriam Soumaré FRA 22.32
2011	Shalonda Solomon USA 22.15	Carmelita Jeter USA 22.20	Veronica Campbell-Brown JAM 22.22
2012	Allyson Felix USA 21.69	Sanya Ross-Richards USA 22.09 Shelly-Ann Fraser-Pryce JAM 22.09	
2013	Shelly-Ann Fraser-Pryce JAM 22.13	Murielle Ahouré CIV 22.24	Tiffany Townsend USA 22.26
2014	Allyson Felix USA 22.02	Dafne Schippers NED 22.03	Myriam Soumaré FRA 22.11

YEAR	FIRST			SECOND			THIRD		
2015	Dafne Schippers	NED	21.63	Elaine Thompson	JAM	21.66	Veronica Campbell-Brown	JAM	21.97
2016	Elaine Thompson	JAM	21.78	Dafne Schippers	NED	21.86	Tori Bowie	USA	21.99
2017	Tori Bowie	USA	21.77	Shaunae Miller-Uibo	BAH	21.88	Elaine Thompson	JAM	21.98
2018	Dina Asher-Smith	GBR	21.89	Blessing Okagbare	NGR	22.04	Shericka Jackson	JAM	22.05
2019	Shaunae Miller-Uibo	BAH	21.74	Dina Asher-Smith	GBR	21.88	Elaine Thompson-Herah	JAM	22.00
2020	Shaunae Miller-Uibo	BAH	21.98	Sha'Carri Richardson	USA	22.00	Elaine Thompson-Herah	JAM	22.19
2021	Elaine Thompson-Herah	JAM	21.53	Gabby Thomas	USA	21.61	Christine Mboma	NAM	21.78
400 Metres									
1970	Marilyn Neufville	JAM	51.02	Chi Cheng	TPE	52.2	Sandra Brown	AUS	52.4
							Kathy Hammond	USA	52.4
							Christel Frese	FRG	52.4
1971	Helga Seidler	GDR	52.14	Marilyn Neufville	JAM	52.3	Ingelore Lohse	GDR	52.5
							Colette Besson	FRA	52.5
							Monika Zehrt	GDR	52.5
1972	Monika Zehrt	GDR	51.08	Rita Wilden	FRG	51.21	Kathy Hammond	USA	51.64
							Helga Seidler	GDR	51.5
							Dagmar Käsling	GDR	51.5
1973	Rita Kühne	GDR	51.1	Mona-Liisa Pursiainen	FIN	51.27	Nadezhda Kolesnikova	URS	51.53
1974	Irena Szewińska	POL	49.9	Riitta Salin	FIN	50.14	Ellen Streidt	GDR	50.69
1975	Irena Szewińska	POL	50.50	Ellen Streidt	GDR	50.52	Christina Brehmer	GDR	50.84
1976	Irena Szewińska	POL	49.29	Christina Brehmer	GDR	49.77	Ellen Streidt	GDR	50.15
1977	Irena Szewińska	POL	49.52	Marita Koch	GDR	49.53	Christina Brehmer	GDR	49.89
1978	Marita Koch	GDR	48.94	Christina Brehmer	GDR	50.15	Irena Szewińska	POL	50.40
1979	Marita Koch	GDR	48.60	Maria Kulchunova	URS	49.63	Christina Brehmer	GDR	49.72
1980	Marita Koch	GDR	48.88	Jarmila Kratochvílová	TCH	49.46	Christina Brehmer/Lathan	GDR	49.66
1981	Jarmila Kratochvílová	TCH	48.61	Marita Koch	GDR	49.27	Irina Nazarova	URS	50.50
1982	Marita Koch	GDR	48.16	Jarmila Kratochvílová	TCH	48.85	Bärbel Wöckel	GDR	49.56
1983	Jarmila Kratochvílová	TCH	47.99	Taťana Kocembová	TCH	48.59	Mariya Pinigina	URS	49.19
1984	Marita Koch	GDR	48.16	Taťana Kocembová	TCH	48.73	Valerie Brisco-Hooks	USA	48.83
1985	Marita Koch	GDR	47.60	Olga Vladykina	URS	48.27	Valerie Brisco-Hooks	USA	49.56
1986	Marita Koch	GDR	48.22	Olga Vladykina	URS	49.67	Petra Müller	GDR	49.79
1987	Olga Vladykina/Bryzgina	URS	49.38	Petra Müller	GDR	49.64	Mariya Pinigina	URS	49.87
1988	Olga Bryzgina	URS	48.65	Olga Nazarova	URS	49.11	Petra Müller	GDR	49.30
1989	Ana Quirot	CUB	50.01	Pauline Davis	BAH	50.18	Grit Breuer	GDR	50.48
1990	Grit Breuer	GDR	49.50	Ana Quirot	CUB	50.03	Pauline Davis	BAH	50.05
1991	Marie-José Pérec	FRA	49.13	Grit Breuer	GER	49.42	Ana Quirot	CUB	49.61
1992	Marie-José Pérec	FRA	48.83	Olga Bryzgina	EUN	49.05	Gwen Torrence	USA	49.64
							Ximena Restrepo	COL	49.64
1993	Ma Yuqin	CHN	49.81	Jearl Miles	USA	49.82	Gwen Torrence	USA	49.83
1994	Marie-José Pérec	FRA	49.77	Cathy Freeman	AUS	50.04	Maicel Malone	USA	50.05
1995	Marie-José Pérec	FRA	49.28	Fatima Yusuf	NGR	49.43	Pauline Davis	BAH	49.96
1996	Marie-José Pérec	FRA	48.25	Cathy Freeman	AUS	48.63	Falilat Ogunkoya	NGR	49.10
1997	Cathy Freeman	AUS	49.39	Jearl Miles-Clark	USA	49.40	Falilat Ogunkoya	NGR	49.48
1998	Charity Opara	NGR	49.29	Grit Breuer	GER	49.51	Falilat Ogunkoya	NGR	49.52
1999	Falilat Ogunkoya	NGR	49.62	Cathy Freeman	AUS	49.67	Anja Rucker	GER	49.74
2000	Cathy Freeman	AUS	49.11	Lorraine Graham	JAM	49.58	Marion Jones	USA	49.59
2001	Katharine Merry	GBR	49.59	Grit Breuer	GER	49.78	Amy Mbacké Thiam	SEN	49.86
2002	Ana Guevara	MEX	49.16	Lorraine Graham/Fenton	JAM	49.30	Jearl Miles-Clark	USA	50.27
2003	Ana Guevara	MEX	48.89	Lorraine Fenton	JAM	49.43	Natalya Nazarova	RUS	49.78
2004	Tonique Darling	BAH	49.07	Ana Guevara	MEX	49.53	Monique Hennagan	USA	49.56
2005	Sanya Richards	USA	48.92	Tonique Darling	BAH	49.30	Svetlana Pospelova	RUS	49.80
2006	Sanya Richards	USA	48.70	Olga Zaytseva	RUS	49.49	Vanya Stambolova	BUL	49.53
							Novlene Williams	JAM	49.53
2007	Sanya Richards	USA	49.27	Christine Ohuruogu	GBR	49.61	Deedee Trotter	USA	49.64
2008	Christine Ohuruogu	GBR	49.62	Shericka Williams	JAM	49.69	Sanya Richards	USA	49.74
2009	Sanya Richards	USA	48.83	Antonina Krivoschapka	RUS	49.29	Shericka Williams	JAM	49.32
2010	Debbie Dunn	USA	49.64	Amantle Montsho	BOT	49.89	Kseniya Aksyonova	RUS	49.92
2011	Amantle Montsho	BOT	49.56	Allyson Felix	USA	49.59	Sanya Richards-Ross	USA	49.66
2012	Antonina Krivoschapka	RUS	49.16	Sanya Richards-Ross	USA	49.28			
				Yuliya Gushchina	RUS	49.28			
2013	Amantle Montsho	BOT	49.33	Christine Ohuruogu	GBR	49.41	Kseniya Ryzhova	RUS	49.80
2014	Francena McCorory	USA	49.48	Sanya Richards-Ross	USA	49.66	Courtney Okolo	USA	50.03
2015	Allyson Felix	USA	49.26	Shaunae Miller	BAH	49.67	Francena McCorory	USA	49.83
2016	Shaunae Miller	BAH	49.44	Allyson Felix	USA	49.51	Courtney Okolo	USA	49.71
2017	Shaunae Miller-Uibo	BAH	49.46	Allyson Felix	USA	49.65	Quanera Hayes	USA	49.72
2018	Shaunae Miller-Uibo	BAH	48.97	Salwa Eid Naser	BRN	49.08	Shakima Wimbley	USA	49.52
2019	Salwa Eid Naser	BRN	48.14	Shaunae Miller-Uibo	BAH	48.37	Aminatou Seyni	NIG	49.19
2020	Beatrice Masilingi	NAM	50.42	Lynna Irby	USA	50.50	Shaunae Miller-Uibo	BAH	50.52
2021	Shaunae Miller-Uibo	BAH	48.36	Marileidy Paulino	DOM	49.20	Christine Mboma	NAM	49.22

YEAR	FIRST			SECOND			THIRD			
800 Metres										
1970	Gunhild Hoffmeister	GDR	2:01.8	Maria Sykora	AUT	2:01.9	Vera Nikolić	YUG	2:02.2	
							Karin Burneleit	GDR	2:02.2	
1971	Hildegard Falck	FRG	1:58.5	Vera Nikolić	YUG	2:00.0	Gunhild Hoffmeister	GDR	2:00.8	
1972	Hildegard Falck	FRG	1:58.55	Nijolė Sabaitė	URS	1:58.65	Svetla Zlateva	BUL	1:58.93	
1973	Svetla Zlateva	BUL	1:57.48	Gunhild Hoffmeister	GDR	1:58.94	Liliana Tomova	BUL	1:59.52	
1974	Liliana Tomova	BUL	1:58.11	Mariana Suman	ROU	1:58.64	Gunhild Hoffmeister	GDR	1:58.81	
1975	Nina Morgunova	URS	1:59.4	Mariana Suman	ROU	1:59.7	Marie-Francoise Dubois	FRA	1:59.9	
1976	Tatyana Kazankin	URS	1:54.94	Nikolina Shtereva	BUL	1:55.42	Elfi Zinn	GDR	1:55.60	
1977	Ileana Silai	ROU	1:57.39	Totka Petrova	BUL	1:57.55	Mariana Suman	ROU	1:58.59	
1978	Tatyana Prividokhina	URS	1:55.80	Nadezhda Mushta	URS	1:55.82	Anita Weiss	GDR	1:56.2	
1979	Totka Petrova	BUL	1:56.2	Nikolina Shtereva	BUL	1:56.29	Olga Vakhrusheva	URS	1:57.1	
1980	Nadezhda Olizarenko	URS	1:53.43	Olga Mineyeva	URS	1:54.81	Tatyana Providokhina	URS	1:55.46	
1981	Ludmila Veselkova	URS	1:56.98	Martina Steuk	GDR	1:57.16	Fita Lovin	ROU	1:57.42	
1982	Doina Melinte	ROU	1:55.05	Olga Mineyeva	URS	1:55.41	Ludmila Veselkova	URS	1:55.96	
1983	Jarmila Kratochvílová	TCH	1:53.28	Yekaterina Podkopayeva	URS	1:55.96	Lyubov Gurina	URS	1:56.11	
1984	Irina Podyalovskaya	URS	1:55.69	Nadezhda Olizarenko	URS	1:56.09	Lyubov Gurina	URS	1:56.26	
1985	Ella Kovacs	ROU	1:55.68	Jarmila Kratochvílová	TCH	1:55.91	Ravilya Agletdinova	URS	1:56.24	
1986	Doina Melinte	ROU	1:56.2	Sigrun Wodars	GDR	1:57.05	Nadezhda Olizarenko	URS	1:57.15	
1987	Sigrun Wodars	GDR	1:55.26	Christine Wachtel	GDR	1:55.32	Lyubov Gurina	URS	1:55.56	
1988	Inna Yevseyeva	URS	1:56.0				Sigrun Wodars	GDR	1:56.10	
	Nadezhda Olizarenko	URS	1:56.0							
1989	Ana Quirot	CUB	1:54.44	Sigrun Wodars	GDR	1:55.70	Doina Melinte	ROU	1:56.55	
1990	Sigrun Wodars	GDR	1:55.87	Christine Wachtel	GDR	1:56.11	Nadezhda Loboyko	URS	1:56.64	
1991	Svetlana Masterkova	URS	1:57.23	Ana Quirot	CUB	1:57.34	Liliya Nurutdinova	URS	1:57.50	
1992	Ellen van Langen	NED	1:55.54	Liliya Nurutdinova	EUN	1:55.99	Ana Quirot	CUB	1:56.80	
1993	Maria Mutola	MOZ	1:55.43	Liu Dong	CHN	1:55.54	Qu Yunxia	CHN	1:56.24	
1994	Maria Mutola	MOZ	1:55.19	Lyubov Gurina	RUS	1:56.53	Natalya Dukhnova	BLR	1:57.87	
1995	Maria Mutola	MOZ	1:55.72	Ana Quirot	CUB	1:56.11	Kelly Holmes	GBR	1:56.21	
1996	Svetlana Masterkova	RUS	1:56.04	Ana Quirot	CUB	1:56.29	Meredith Rainey	USA	1:57.04	
1997	Ana Quirot	CUB	1:54.82	Maria Mutola	MOZ	1:55.29	Yelena Afanasyeva	RUS	1:56.61	
1998	Maria Mutola	MOZ	1:56.11	Jearl Miles-Clark	USA	1:56.43	Yelena Afanasyeva	RUS	1:56.63	
1999	Svetlana Masterkova	RUS	1:55.87	Maria Mutola	MOZ	1:56.04	Jearl Miles-Clark	USA	1:56.40	
2000	Maria Mutola	MOZ	1:56.15	Natalya Tsyganova	RUS	1:56.60	Stephanie Graf	AUT	1:56.64	
2001	Maria Mutola	MOZ	1:56.85	Stephanie Graf	AUT	1:57.20	Letitia Vriesde	SUR	1:57.35	
2002	Jolanda Čeplak	SLO	1:55.19	Zulia Calatayú	CUB	1:56.09	Maria Mutola	MOZ	1:56.16	
2003	Maria Mutola	MOZ	1:55.55	Jolanda Čeplak	SLO	1:57.44	Mina Ait Hammou	MAR	1:57.82	
2004	Tatyana Andrianova	RUS	1:56.23	Kelly Holmes	GBR	1:56.38	Hasna Benhassi	MAR	1:56.43	
							Jolanda Čeplak	SLO	1:56.43	
2005	Tatyana Andrianova	RUS	1:56.07	Svetlana Cherkasova	RUS	1:56.93	Larisa Chzhao	RUS	1:57.33	
2006	Janeth Jepkosgei	KEN	1:56.66	Maria Mutola	MOZ	1:56.77	Zulia Calatayú	CUB	1:56.91	
2007	Janeth Jepkosgei	KEN	1:56.04	Hasna Benhassi	MAR	1:56.84	Maria Mutola	MOZ	1:56.98	
2008	Pamela Jelimo	KEN	1:54.01	Tatyana Andrianova	RUS	1:56.00	Janeth Jepkosgei	KEN	1:56.07	
2009	Caster Semenya	RSA	1:55.45	Maggie Vessey	USA	1:57.84	Mariya Savinova	RUS	1:57.90	
2010	Alysia Johnson	USA	1:57.34	Mariya Savinova	RUS	1:57.56	Nancy Jebet Langat	KEN	1:57.75	
2011	Caster Semenya	RSA	1:56.35	Yekaterina Kostetskaya	RUS	1:57.19	Janeth Jepkosgei	KEN	1:57.42	
2012	Francine Niyonsaba	BDI	1:56.59	Pamela Jelimo	KEN	1:56.76	Caster Semenya	RSA	1:57.23	
2013	Francine Niyonsaba	BUR	1:56.72	Eunice Sum	KEN	1:57.38	Malika Akkaoui	MAR	1:57.64	
2014	Ajee' Wilson	USA	1:57.67	Sahily Diago	CUB	1:57.74	Eunice Sum	KEN	1:57.92	
2015	Eunice Sum	KEN	1:56.99	Melissa Bishop	CAN	1:57.52	Maryna Arzamasova	BLR	1:57.54	
2016	Caster Semenya	RSA	1:55.28	Francine Niyonsaba	BDI	1:56.24	Margaret Wambui	KEN	1:56.89	
2017	Caster Semenya	RSA	1:55.16	Francine Niyonsaba	BDI	1:55.47	Ajee' Wilson	USA	1:55.61	
2018	Caster Semenya	RSA	1:54.25	Francine Niyonsaba	BDI	1:55.86	Natoya Goule	JAM	1:56.15	
2019	Caster Semenya	RSA	1:54.98	Ajee' Wilson	USA	1:57.72	Francine Niyonsaba	BDI	1:57.75	
2020	Faith Kipyegon	KEN	1:57.68	Hedda Hynne	NOR	1:58.10	Selina Büchel	SUI	1:58.37	
2021	Athing Mu	USA	1:55.04	Keely Hodgkinson	GBR	1:55.88	Rose M. Almanza	CUB	1:56.28	
1500 Metres										
1970	Karin Burneleit	GDR	4:12.2	Ilja Keizer	NED	4:13.0				
				Ellen Tittel	FRG	4:13.0				
1971	Karin Burneleit	GDR	4:09.6	Tamara Pangelova	URS	4:10.2	Gunhild Hoffmeister	GDR	4:10.3	
1972	Ludmila Bragina	URS	4:01.38	Gunhild Hoffmeister	GDR	4:02.83	Paola Cacchi-Pigni	ITA	4:02.85	
1973	Karin Krebs-Burneleit	GDR	4:04.6	Inger Knutsson	SWE	4:07.47	Totka Petrova	BUL	4:09.02	
1974	Gunhild Hoffmeister	GDR	4:02.25	Liliana Tomova	BUL	4:04.97	Grete Andersen	NOR	4:05.21	
1975	Nina Morgunova	URS	4:06.0	Grete Andersen/Waitz	NOR	4:07.5	Tatyana Kazankina	URS	4:07.9	
1976	Tatyana Kazankina	URS	3:56.0	Raissa Katjukova	URS	3:59.8	Ulrike Klapczynski	GDR	3:59.9	
1977	Natalia Mărășescu	ROU	4:02.66	Ileana Silai	ROU	4:04.17	Tatyana Kazankina	URS	4:04.2	
1978	Giana Romanova	URS	3:59.01	Natalia Mărășescu	ROU	3:59.77	Totka Petrova	BUL	4:00.15	
1979	Totka Petrova	BUL	3:57.4	Natalia Mărășescu	ROU	3:58.2	Ileana Silai	ROU	3:58.5	

YEAR	FIRST		SECOND		THIRD			
1980	Tatyana Kazankina	URS	3:52.47	Lyubov Smolka	URS	3:56.7	Nadezhda Olizarenko	URS 3:56.8
1981	Olga Dvirna	URS	3:57.78	Maricica Puică	ROU	3:58.29	Zamira Zaytseva	URS 3:58.70
1982	Olga Dvirna	URS	3:54.23	Zamira Zaytseva	URS	3:56.14	Tatyana Pozdnyakova	URS 3:56.50
1983	Mary Decker	USA	3:57.12	Ravilya Agletdinova	URS	3:59.31	Fița Lovin	ROU 4:00.12
1984	Nadezhda Ralldugina	URS	3:56.63	Yekaterina Podkopayeva	URS	3:56.65	Maricica Puică	ROU 3:57.22
1985	Mary Slaney-Decker	USA	3:57.24	Maricica Puică	ROU	3:57.73	Ravilya Agletdinova	URS 3:58.40
1986	Doina Melinte	ROU	3:56.7	Tatyana Samolenko	URS	3:59.45	Maricica Puică	ROU 3:59.62
1987	Tatyana Samolenko	URS	3:58.56	Hildegard Körner	GDR	3:58.67	Doina Melinte	ROU 3:59.27
1988	Paula Ivan	ROU	3:53.96	Mary Slaney	USA	3:58.92	Laimutė Baikauskaitė	URS 4:00.24
1989	Paula Ivan	ROU	3:59.23+	Doina Melinte	ROU	4:00.89	Svetlana Kitova	URS 4:02.08
1990	Doina Melinte	ROU	3:58.69	Natalya Artyomova	URS	4:02.53	Yvonne Mai	GDR 4:02.69
1991	Natalya Artyomova	URS	3:59.16	Hassiba Boulmerka	ALG	4:00.00	Doina Melinte	ROU 4:00.83
1992	Hassiba Boulmerka	ALG	3:55.30	Ludmila Rogachova	EUN	3:56.91	Qu Yunxia	CHN 3:57.08
1993	Qu Yunxia	CHN	3:50.46	Wang Junxia	CHN	3:51.92	Zhang Linli	CHN 3:57.46
1994	Sonia O'Sullivan	IRL	3:59.10	Yekaterina Podkopayeva	RUS	3:59.78	Qu Yunxia	CHN 4:00.34
1995	Sonia O'Sullivan	IRL	3:58.85	Yvonne Mai/Graham	JAM	4:01.84	Hassiba Boulmerka	ALG 4:02.42
1996	Svetlana Masterkova	RUS	3:56.77+	Sonia O'Sullivan	IRL	3:59.91	Kelly Holmes	GBR 4:01.13
1997	Jiang Bo	CHN	3:50.98	Lang Yinglai	CHN	3:51.34	Yan Lili	CHN 3:53.91
1998	Gabriela Szabo	ROU	3:56.97	Svetlana Masterkova	RUS	3:57.11	Jackline Maranga	KEN 3:57.41
1999	Violeta Szekely	ROU	3:59.31	Svetlana Masterkova	RUS	3:59.53	Anita Weyermann	SUI 3:59.82
2000	Suzy Favor Hamilton	USA	3:57.40	Violeta Szekely	ROU	3:58.29	Kutre Dulecha	ETH 3:59.02
2001	Violeta Szekely	ROU	3:59.35	Natalya Gorelova	RUS	3:59.70	Carla Sacramento	POR 4:00.32
2002	Süreyya Ayhan	TUR	3:57.75	Gabriela Szabo	ROU	3:58.78	Suzy Favor Hamilton	USA 3:59.10
2003	Süreyya Ayhan	TUR	3:55.33	Tatyana Tomashova	RUS	3:58.52	Hayley Tullett	GBR 3:59.95
2004	Kelly Holmes	GBR	3:57.90	Tatyana Tomashova	RUS	3:58.12	Elvan Abeylegesse	TUR 3:58.28
2005	Maryam Jamal	BRN	3:56.79	Natalya Yevdokimova	RUS	3:57.73	Yuliya Chizhenko	RUS 3:58.68
2006	Yuliya Chizhenko	RUS	3:55.68	Maryam Jamal	BRN	3:56.18	Yelena Soboleva	RUS 3:56.43
2007	Maryam Jamal	BRN	3:58.75	Gelete Burka	ETH	4:00.48	Iryna Lishchynska	UKR 4:00.69
2008	Maryam Jamal	BRN	3:59.84	Nancy Jebet Lagat	KEN	4:00.23	Shannon Rowbury	USA 4:00.33
2009	Maryam Jamal	BRN	3:56.55	Gelete Burka	ETH	3:58.79	Anna Willard	USA 3:59.38
2010	Maryam Jamal	BRN	3:58.93	Gelete Burka	ETH	3:59.28	Ibtissam Lakhoud	MAR 3:59.35
2011	Morgan Uceny	USA	4:00.06	Maryam Jamal	BRN	4:00.33	Mariem Alaoui Selsouli	MAR 4:00.77
2012	Abeba Aregawi	ETH	3:56.54	Genzebe Dibaba	ETH	3:57.77	Viola Kibiwot	KEN 3:59.25
2013	Abeba Aregawi	SWE	3:56.60	Faith Kipyegon	KEN	3:56.98	Genzebe Dibaba	ETH 3:57.54
2014	Sifan Hassan	ETH	3:57.00	Hellen Obiri	KEN	3:57.05	Jenny Simpson	USA 3:57.22
2015	Genzebe Dibaba	ETH	3:50.07	Sifan Hassan	NED	3:56.05	Shannon Rowbury	USA 3:56.29
2016	Laura Muir	GBR	3:55.22	Faith Kipyegon	KEN	3:56.41	Sifan Hassan	NED 3:57.13
2017	Sifan Hassan	NED	3:56.14	Faith Kipyegon	KEN	3:57.04	Genzebe Dibaba	ETH 3:57.82
2018	Genzebe Dibaba	ETH	3:56.68	Shelby Houlihan	USA	3:57.34	Sifan Hassan	NED 3:57.41
2019	Sifan Hassan	NED	3:51.95	Faith Kipyegon	KEN	3:54.22	Gudaf Tsegay	ETH 3:54.38
2020	Laura Muir	GBR	3:57.40	Faith Kipyegon	KEN	3:59.05	Sofia Ennaoui	POL 3:59.70
2021	Faith Kipyegon	KEN	3:51.07	Sifan Hassan	NED	3:53.60	Gudaf Tsegay	ETH 3:54.01

One Mile

1970	Paola Cacchi	ITA	4:43.2	Lillian Board	GBR	4:44.6	Zofia Kotakowska	POL 4:44.8
1971	Ellen Tittel-Wellmann	FRG	4:35.3	Rita Ridley	GBR	4:37.4	Bernie Boxem	NED 4:38.7
1972	Glenda Reiser	CAN	4:39.7	Teri Anderson	USA	4:41.6	Francie Larrieu	USA 4:41.9
1973	Paola Cacchi	ITA	4:29.5	Glenda Reiser	CAN	4:34.9	Joan Allison	GBR 4:36.2
1974	Francie Larrieu	USA	4:33.1	Grete Andersen	NOR	4:40.6	Julie Brown	USA 4:44.4
1975	Francie Larrieu	USA	4:31.6	Johanna van Gerven	NED	4:36.6	Joan Allison	GBR 4:37.8
1976	Natalia Mărășescu	ROU	4:29.9	Dianne Zorn	NZL	4:36.7	Nina Holmen	FIN 4:38.4
1977	Natalia Mărășescu	ROU	4:23.8	Francie Larrieu	USA	4:28.2	Grete Waitz	NOR 4:29.1
1978	Grete Waitz	NOR	4:26.90	Loa Olafsson	DEN	4:30.2	Mary Purcell	IRL 4:30.52
1979	Natalia Mărășescu	ROU	4:22.09	Mary Decker	USA	4:23.49	Grete Waitz	NOR 4:26.92
1980	Mary Decker	USA	4:21.68	Gabriella Dorio	ITA	4:23.29	Sarina Cronje	RSA 4:28.4
1981	Lyudmila Veselkova	URS	4:20.89	Fița Lovin	ROU	4:21.40	Maricica Puică	ROU 4:21.82
1982	Maricica Puică	ROU	4:17.44	Mary Decker-Tabb	USA	4:18.08	Vesela Yatsinska	BUL 4:21.52
1983	Mary Decker-Slaney	USA	4:19.18	Violeta Beclea	ROU	4:21.69	Brit McRoberts	CAN 4:29.90
1984	Natalya Artyomova	URS	4:15.8	Ruth Wysocki	USA	4:21.78	Christina Boxer	GBR 4:22.64
1985	Mary Decker-Slaney	USA	4:16.71	Maricica Puică	ROU	4:17.33	Zola Budd	GBR 4:17.57
1986	Maricica Puică	ROU	4:18.25	Kirsty McDermott-Wade	GBR	4:21.61	Doina Melinte	ROU 4:21.88
1987	Doina Melinte	ROU	4:24.05	Elly van Hulst	NED	4:25.13	Diana Richburg	USA 4:25.77
1988	Mary Decker-Slaney	USA	4:21.25	Paula Ivan	ROU	4:25.80	Ruth Wysocki	USA 4:28.24
1989	Paula Ivan	ROU	4:15.61	Doina Melinte	ROU	4:20.39	Svetlana Kitova	URS 4:22.52
1990	Doina Melinte	ROU	4:18.13	Natalya Artyomova	URS	4:22.20	Yvonne Mai	GDR 4:22.97
1991	Natalya Artyomova	URS	4:17.00	Hassiba Boulmerka	ALG	4:20.79	Doina Melinte	ROU 4:22.04
1992	Lyudmila Rogachova	RUS	4:21.30	Doina Melinte	ROU	4:21.74	Sonia O'Sullivan	IRL 4:24.27
1993	Violeta Beclea	ROU	4:21.69	Lyudmila Rogachova	RUS	4:22.33	Lyubov Kremlyova	RUS 4:22.46
1994	Sonia O'Sullivan	IRL	4:17.25	Hassiba Boulmerka	ALG	4:22.09	Yvonne Murray	GBR 4:22.64

YEAR	FIRST		SECOND		THIRD			
1995	Sonia O'Sullivan	IRL	4:23.72	Regina Jacobs	USA	4:24.34	Carla Sacramento	POR 4:24.37
1996	Svetlana Masterkova	RUS	4:12.56	Regina Jacobs	USA	4:22.20	Anna Brzezińska	POL 4:22.96
1997	Jackline Maranga	KEN	4:24.53	Carla Sacramento	POR	4:25.00	Theresia Kiesl	AUT 4:25.05
1998	Gabriela Szabo	ROU	4:19.30	Svetlana Masterkova	RUS	4:20.39	Regina Jacobs	USA 4:20.93
1999	Violeta Szekely	ROU	4:23.44	Carla Sacramento	POR	4:23.81	Anita Weyermann	SUI 4:24.32
2000	Lyudmila Vasilyeva	RUS	4:31.62	Courtney Babcock	CAN	4:32.29	Cheri Kenah	USA 4:32.87
2001	Cheri Kenah	USA	4:31.10	Carrie Tollefson	USA	4:33.15	Fatiha Baouf	BEL 4:33.8
2002	Suzy Favor Hamilton	USA	4:25.27	Geraldine Hendricken	IRL	4:25.44	Olga Komyagina	RUS 4:26.09
2003	Natalya Yevdokimova	RUS	4:24.40	Latifa Essarokh	FRA	4:25.11	Jackline Maranga	KEN 4:25.40
2004	Yelena Zadorozhnaya	RUS	4:21.57	Liliya Shobukhova	RUS	4:22.14	Gulnara Galkina	RUS 4:22.68
2005	Yelena Kanales	RUS	4:28.29	Natalya Pavlovskaya	RUS	4:28.90	Yekaterina Volkova	RUS 4:29.60
2006	Carrie Tollefson	USA	4:27.96	Erin Donohue	USA	4:28.99	Sarah Jamieson	AUS 4:29.15
2007	Maryam Jamal	BRN	4:17.75	Gulnara Galkina	RUS	4:20.23	Anna Alminova	RUS 4:20.86
2008	Gelete Burka	ETH	4:18.23	Maryam Jamal	BRN	4:19.50	Shannon Rowbury	USA 4:20.34
2009	Sally Kipyego	KEN	4:29.64	Malindi Elmore	CAN	4:30.70	Marina Muncan	SRB 4:33.16
2010	Nicole Sifuentes	CAN	4:32.45	Amy Mortimer-Garman	USA	4:33.96	Nicole Bush	USA 4:36.27
2011	Hind Dehiba	FRA	4:29.59	Barbara Parker	GBR	4:30.51	Bertukan Feyisa	ETH 4:31.04
2012	Brenda Martinez	USA	4:26.76	Kim Conley	USA	4:27.23	Gabe Grunewald	USA 4:27.94
2013	Nancy Jebet Lagat	KEN	4:28.50	Brie Felnagle	USA	4:30.44	Hilary Stellingwerff	CAN 4:30.95
2014	Sarah Brown	USA	4:26.67	Molly Huddle	USA	4:26.84	Melissa Duncan	AUS 4:26.90
2015	Faith Kipyegon	KEN	4:16.71	Sifan Hassan	NED	4:18.20	Shannon Rowbury	USA 4:22.10
2016	Genzebe Dibaba	ETH	4:14.30	Faith Kipyegon	KEN	4:18.60	Laura Muir	GBR 4:19.12
2017	Genzebe Dibaba	ETH	4:16.05	Hellen Obiri	KEN	4:16.56	Laura Muir	GBR 4:18.03
2018	Sifan Hassan	NED	4:14.71	Gudaf Tsegay	ETH	4:16.14	Hellen Obiri	KEN 4:16.15
2019	Sifan Hassan	NED	4:12.33	Laura Weightman	GBR	4:17.60	Gabriela DeBues-Stafford	CAN 4:17.87
2020	Cory McGee	USA	4:21.81	Dani Jones	USA	4:23.33	Emma Coburn	USA 4:23.65
2021	Sifan Hassan	NED	4:14.74	Axumawit Embaye	ETH	4:21.08	Linden Hall	AUS 4:21.38

3000 Metres

1974	Ludmila Bragina	URS	8:52.74	Nina Holmen	FIN	8:55.10	Joyce Smith	GBR 8:55.53
1975	Grete Andersen/Waitz	NOR	8:46.6	Inger Knutsson	SWE	8:51.0		
				Raissa Katyukova	URS	8:51.0		
1976	Ludmila Bragina	URS	8:27.12	Raissa Katyukova	URS	8:41.77	Grete Waitz	NOR 8:45.4
1977	Grete Waitz	NOR	8:36.8	Ludmila Bragina	URS	8:46.3	Maricica Puică	ROU 8:46.4
1978	Grete Waitz	NOR	8:32.1	Svetlana Ulmasova	URS	8:33.16	Natalia Mărășescu	ROU 8:33.53
1979	Grete Waitz	NOR	8:31.75	Svetlana Ulmasova	URS	8:36.32	Lyubov Smolka	URS 8:41.3
1980	Yelena Sipatova	URS	8:33.53	Tatyana Sychova	URS	8:33.9	Faina Krasnova	URS 8:34.0
1981	Maricica Puică	ROU	8:34.30	Tatyana Pozdnyakova	URS	8:34.80	Alla Yushina	URS 8:38.34
1982	Svetlana Ulmasova	URS	8:26.78	Svetlana Guskova	URS	8:29.36	Mary Decker-Tabb	USA 8:29.71
1983	Tatyana Kazankina	URS	8:32.08	Alla Yushina	URS	8:34.02	Galina Zakharova	URS 8:34.60
1984	Tatyana Kazankina	URS	8:22.62	Svetlana Guskova	URS	8:29.59	Tatyana Pozdnyakova	URS 8:32.0
1985	Mary Staney-Decker	USA	8:25.83	Maricica Puică	ROU	8:27.83	Zola Budd	GBR 8:28.83
1986	Olga Bondarenko	URS	8:33.99	Ingrid Kristiansen	NOR	8:34.10	Zola Budd	GBR 8:34.43
1987	Ulrike Bruns	GDR	8:38.1	Yelena Zhupiyova	URS	8:38.5	Tatyana Samolenko	URS 8:38.73
1988	Tatyana Samolenko	URS	8:26.53	Paula Ivan	ROU	8:27.15	Yvonne Murray	GBR 8:29.02
1989	Paula Ivan	ROU	8:38.48	Yvonne Murray	GBR	8:38.51	Marie-Pierre Duros	FRA 8:38.97
1990	Angela Chalmers	CAN	8:38.38	Yvonne Murray	GBR	8:39.46	Liz McColgan	GBR 8:43.14
1991	Elana Meyer	RSA	8:32.00	Zola Budd/Pieterse	RSA	8:35.72	Tatyana Samolenko/Dorovskikh	URS 8:35.82
1992	Yelena Romanova	EUN	8:33.72	Yvonne Murray	GBR	8:36.63	Sonia O'Sullivan	IRL 8:37.92
1993	Wang Junxia	CHN	8:06.11	Qu Yunxia	CHN	8:12.18	Zhang Linli	CHN 8:16.50
1994	Sonia O'Sullivan	IRL	8:21.64	Yvonne Murray	GBR	8:29.60	Angela Chalmers	CAN 8:32.17
1995	Sonia O'Sullivan	IRL	8:27.57	Gabriela Szabo	ROU	8:30.03	Yvonne Graham	JAM 8:37.07
1996	Sonia O'Sullivan	IRL	8:35.42	Gabriela Szabo	ROU	8:36.07	Roberta Brunet	ITA 8:36.12
1997	Gabriela Szabo	ROU	8:27.78	Paula Radcliffe	GBR	8:35.28	Roberta Brunet	ITA 8:35.65
1998	Gabriela Szabo	ROU	8:24.31	Zahra Ouaziz	MAR	8:27.26	Sonia O'Sullivan	IRL 8:28.82
1999	Gabriela Szabo	ROU	8:25.03	Zahra Ouaziz	MAR	8:26.48	Paula Radcliffe	GBR 8:27.40
2000	Gabriela Szabo	ROU	8:26.35	Sonia O'Sullivan	IRL	8:27.58	Marta Dominguez	ESP 8:28.80
2001	Olga Yegorova	RUS	8:23.26	Gabriela Szabo	ROU	8:24.19	Yelena Zadorozhnaya	RUS 8:25.40
2002	Gabriela Szabo	ROU	8:21.42	Paula Radcliffe	GBR	8:22.20	Edith Masai	KEN 8:23.23
2003	Gabriela Szabo	ROU	8:33.95	Zhor El Kamch	MAR	8:34.85	Yelena Zadorozhnaya	RUS 8:35.50
2004	Isabella Ochichi	KEN	8:31.32	Liliya Shobukhova	RUS	8:34.85	Elvan Abeylegesse	TUR 8:35.83
2005	Maryam Jamal	BRN	8:28.87	Edith Masai	KEN	8:31.27	Isabella Ochichi	KEN 8:31.42
2006	Meseret Defar	ETH	8:24.66	Gelete Burka	ETH	8:25.92	Edith Masai	KEN 8:27.17
2007	Meseret Defar	ETH	8:24.51+	Vivian Cheruiyot	KEN	8:28.66	Priscah Cheronro	KEN 8:29.06
2008	Vivian Cheruiyot	KEN	8:33.66	Meseret Defar	ETH	8:34.53+	Wude Ayalew	ETH 8:35.50
2009	Meseret Defar	ETH	8:30.15	Vivian Cheruiyot	KEN	8:30.61	Wude Ayalew	ETH 8:30.93
2010	Sentayehu Ejigu	ETH	8:28.41	Maryam Jamal	BRN	8:29.20	Shannon Rowbury	USA 8:31.38
2011	Vivian Cheruiyot	KEN	8:38.67+	Sentayehu Ejigu	ETH	8:45.75+	Viola Kibiwot	KEN 8:46.84
2012	Mariam Alaoui Selsouli	MAR	8:34.47	Sally Kipyego	KEN	8:35.89	Mercy Cheronro	KEN 8:38.51

YEAR	FIRST		SECOND		THIRD				
2013	Meseret Defar	ETH	8:30.29	Mercy Cheron	KEN	8:31.23	Sifan Hassan	NED	8:32.53
2014	Hellen Obiri	KEN	8:20.68	Mercy Cheron	KEN	8:21.14	Faith Kipyegon	KEN	8:23.55
2015	Almaz Ayana	ETH	8:22.22	Genzebe Dibaba	ETH	8:26.54	Senbere Teferi	ETH	8:34.32
2016	Almaz Ayana	ETH	8:23.11	Hellen Obiri	KEN	8:24.27	Mercy Cheron	KEN	8:26.36
2017	Hellen Obiri	KEN	8:23.14	Beatrice Chepkoech	KEN	8:28.66	Sifan Hassan	NED	8:28.90
2018	Sifan Hassan	NED	8:27.50	Caroline Kipkirui	KEN	8:29.05	Agnes Tirop	KEN	8:29.09
2019	Sifan Hassan	NED	8:18.49	Konstanze Klosterhalfen	GER	8:20.07	Letesenbet Gidey	ETH	8:20.27
2020	Hellen Obiri	KEN	8:22.54	Agnes Tirop	KEN	8:22.92	Beatrice Chepkoech	KEN	8:22.92
2021	Francine Niyonsaba	BDI	8:19.08	Ejgayehu Taye	ETH	8:19.52	Margaret Kipkemboi	KEN	8:21.53

5000 Metres

1979	Jan Merrill	USA	15:33.8	Charlotte Teske	FRG	15:36.9	Joan Benoit	USA	15:43.1
1980	Jan Merrill	USA	15:30.6	Irina Bondarchuk	URS	15:35.0	Julie Shea	USA	15:41.28
1981	Paula Fudge	GBR	15:14.51	Yelena Sipatova	URS	15:24.6	Ingrid Kristiansen	NOR	15:28.43
1982	Mary Decker-Tabb	USA	15:08.26	Grete Waitz	NOR	15:08.80	Irina Bondarchuk	URS	15:12.62
1983	Zola Budd	RSA	15:10.65	Anna Domoradskaya	URS	15:19.0	Anne Audain	NZL	15:27.22
1984	Ingrid Kristiansen	NOR	14:58.89	Zola Budd	RSA	15:01.83	Aurora Cunha	POR	15:09.07
1985	Zola Budd	GBR	14:48.07	Natalya Artyomova	URS	14:54.08	Olga Bondarenko	URS	14:55.76
1986	Ingrid Kristiansen	NOR	14:37.33	Svetlana Guskova	URS	15:02.12	Olga Bondarenko	URS	15:03.51
1987	Liz Lynch	GBR	15:01.08	Angela Tooby	GBR	15:13.22	Ingrid Kristiansen	NOR	15:19.76+
1988	Liz McColgan	GBR	15:03.29	Ingrid Kristiansen	NOR	15:10.89	Olga Bondarenko	URS	15:11.16
1989	Kathrin Ullrich	GDR	14:59.01	PattiSue Plumer	USA	15:00.00	Lynn Williams	CAN	15:01.30
1990	Yelena Romanova	URS	15:02.23	Lynn Jennings	USA	15:07.92	PattiSue Plumer	USA	15:07.97
1991	Elana Meyer	RSA	14:49.35	Kathrin Ullrich	GER	14:58.71	Yelena Romanova	URS	14:59.70
1992	Elana Meyer	RSA	14:44.15	Sonia O'Sullivan	IRL	14:59.11	Liz McColgan	GBR	15:01.86
1993	Sonia O'Sullivan	IRL	14:45.92	Elana Meyer	RSA	14:46.41	Annette Peters	USA	14:56.07
1994	Yelena Romanova	RUS	15:05.94	Sonia O'Sullivan	IRL	15:06.18	Fernanda Ribeiro	POR	15:06.91
1995	Fernanda Ribeiro	POR	14:36.45	Sonia O'Sullivan	IRL	14:41.40	Elana Meyer	RSA	14:44.05
1996	Fernanda Ribeiro	POR	14:41.07	Gabriela Szabo	ROU	14:41.12	Roberta Brunet	ITA	14:44.50
1997	Jiang Bo	CHN	14:28.09	Dong Yanmei	CHN	14:29.82	Liu Shixiang	CHN	14:32.33
1998	Gabriela Szabo	ROU	14:31.48	Zahra Ouaziz	MAR	14:32.08	Gete Wami	ETH	14:36.08
1999	Gabriela Szabo	ROU	14:40.59	Zahra Ouaziz	MAR	14:41.34	Irina Mikitenko	GER	14:42.03
2000	Gete Wami	ETH	14:30.88	Leah Malot	KEN	14:39.83	Gabriela Szabo	ROU	14:40.61
2001	Olga Yegorova	RUS	14:29.32	Gete Wami	ETH	14:31.69	Paula Radcliffe	GBR	14:32.44
2002	Paula Radcliffe	GBR	14:31.42	Berhane Adere	ETH	14:33.65	Gabriela Szabo	ROU	14:34.29
2003	Berhane Adere	ETH	14:29.32	Werknesh Kidane	ETH	14:33.04	Tirunesh Dibaba	ETH	14:39.94
2004	Elvan Abeylegesse	TUR	14:24.68	Paula Radcliffe	GBR	14:29.11	Tirunesh Dibaba	ETH	14:30.88
2005	Meseret Defar	ETH	14:28.98	Berhane Adere	ETH	14:31.09	Tirunesh Dibaba	ETH	14:32.42
2006	Meseret Defar	ETH	14:24.53	Tirunesh Dibaba	ETH	14:30.40	Ejgayehu Dibaba	ETH	14:33.52
2007	Meseret Defar	ETH	14:16.63	Vivian Cheruiyot	KEN	14:22.51	Gelete Burka	ETH	14:31.20
2008	Tirunesh Dibaba	ETH	14:11.15	Meseret Defar	ETH	14:12.88	Liliya Shobukhova	RUS	14:23.75
2009	Tirunesh Dibaba	ETH	14:33.65	Meselech Melkamu	ETH	14:34.17	Linet Masai	KEN	14:34.36
2010	Vivian Cheruiyot	KEN	14:27.41	Sentayehu Ejigu	ETH	14:28.39	Linet Masai	KEN	14:31.14
2011	Vivian Cheruiyot	KEN	14:20.87	Meseret Defar	ETH	14:29.52	Sally Kipyego	KEN	14:30.42
2012	Vivian Cheruiyot	KEN	14:35.62	Meseret Defar	ETH	14:35.65	Viola Kibiwot	KEN	14:39.53
2013	Tirunesh Dibaba	ETH	14:23.68	Almaz Ayana	ETH	14:25.84	Meseret Defar	ETH	14:26.90
2014	Genzebe Dibaba	ETH	14:28.88	Almaz Ayana	ETH	14:29.19	Viola Kibiwot	KEN	14:33.73
2015	Almaz Ayana	ETH	14:14.32	Genzebe Dibaba	ETH	14:15.41	Faith Kipyegon	KEN	14:31.95
2016	Almaz Ayana	ETH	14:12.59	Hellen Obiri	KEN	14:25.78	Vivian Cheruiyot	KEN	14:26.17
2017	Hellen Obiri	KEN	14:18.37	Genzebe Dibaba	ETH	14:25.22	Caroline Kipkirui	KEN	14:27.55
2018	Hellen Obiri	KEN	14:21.75	Sifan Hassan	NED	14:22.34	Letesenbet Gidey	ETH	14:23.14
2019	Hellen Obiri	KEN	14:20.36	Agnes Tirop	KEN	14:20.68	Sifan Hassan	NED	14:22.12
2020	Letesenbet Gidey	ETH	14:06.62	Hellen Obiri	KEN	14:22.12	Shelby Houlihan	USA	14:23.92
2021	Gudaf Tsegay	ETH	14:13.32	Ejgayehu Taye	ETH	14:14.09	Senbere Teferi	ETH	14:15.24

10,000 Metres

1979	Mary Shea	USA	32:52.5	Joan Benoit	USA	32:52.7	Dorthe Rasmussen	DEN	33:15.8
1980	Kath Binns	GBR	32:57.17	Julie Shea	USA	33:02.32	Mary Shea	USA	33:02.98
1981	Yelena Sipatova	URS	32:17.19	Yelena Tsukhlo	URS	32:20.40	Olga Krentser	URS	32:30.80
1982	Mary Decker-Tabb	USA	31:35.3	Anna Domoradskaya	URS	31:48.23	Raisa Sadreydinova	URS	31:55.02
1983	Raisa Sadreydinova	URS	31:27.58	Ludmila Baranova	URS	31:35.01	Olga Krentser	URS	31:35.61
1984	Olga Krentser/Bondarenko	URS	31:13.78	Galina Zakharova	URS	31:15.00	Zhanna Tursunova	URS	31:53.53
1985	Ingrid Kristiansen	NOR	30:59.42	Olga Bondarenko	URS	31:25.18	Aurora Cunha	POR	31:35.45
1986	Ingrid Kristiansen	NOR	30:13.74	Olga Bondarenko	URS	30:57.21	Ulrike Bruns	GDR	31:19.76
1987	Ingrid Kristiansen	NOR	31:05.85	Yelena Zhupiyova	URS	31:09.40	Kathrin Ullrich	GDR	31:11.34
1988	Olga Bondarenko	URS	31:05.21	Liz McColgan	GBR	31:06.99	Yelena Zhupiyova	URS	31:19.82
1989	Ingrid Kristiansen	NOR	30:48.51	Kathrin Ullrich	GDR	31:33.92	Viorica Ghican	ROU	31:46.43
1990	Viorica Ghican	ROU	31:18.18	Uta Pippig	FRG	31:40.92	Conceição Ferreira	POR	31:45.75
1991	Liz McColgan	GBR	30:57.07	Kathrin Ullrich	GER	31:03.62	Jill Hunter	GBR	31:07.88

YEAR	FIRST		SECOND		THIRD			
1992	Derartu Tulu	ETH	31:06.02	Lisa Ondieki	AUS	31:11.72	Elana Meyer	RSA 31:11.75
1993	Wang Junxia	CHN	29:31.78	Zhong Huandi	CHN	30:13.37	Zhang Lirong	CHN 31:09.25
1994	Wang Junxia	CHN	30:50.34	Elana Meyer	RSA	30:52.51	Fernanda Ribeiro	POR 31:04.25
1995	Fernanda Ribeiro	POR	31:04.99	Derartu Tulu	ETH	31:08.10	Catherina McKiernan	IRL 31:08.41
1996	Fernanda Ribeiro	POR	31:01.63	Wang Junxia	CHN	31:01.76	Gete Wami	ETH 31:06.65
1997	Dong Yanmei	CHN	30:38.09	Lan Lixin	CHN	30:39.41	Yan Lili	CHN 30:39.98
1998	Fernanda Ribeiro	POR	30:48.06	Paula Radcliffe	GBR	30:48.58	Chiemi Takahashi	JPN 31:27.57
1999	Gete Wami	ETH	30:24.56	Paula Radcliffe	GBR	30:27.13	Tegla Loroupe	KEN 30:32.03
2000	Derartu Tulu	ETH	30:17.49	Gete Wami	ETH	30:22.48	Fernanda Ribeiro	POR 30:22.88
2001	Paula Radcliffe	GBR	30:55.80	Asmae Leghzaoui	MAR	31:16.94	Natalya Berkut	UKR 31:22.76
2002	Paula Radcliffe	GBR	30:01.09	Sun Yingjie	CHN	30:28.26	Sonia O'Sullivan	IRL 30:47.59
2003	Berhane Adere	ETH	30:04.18	Werknesh Kidane	ETH	30:07.15	Sun Yingjie	CHN 30:07.20
2004	Paula Radcliffe	GBR	30:17.15	Xing Huina	CHN	30:24.36	Ejegayehu Dibaba	ETH 30:24.98
2005	Tirunesh Dibaba	ETH	30:15.67	Ejegayehu Dibaba	ETH	30:18.39	Werknesh Kidane	ETH 30:19.39
2006	Elvan Abeylegesse	TUR	30:21.67	Inga Abitova	RUS	30:31.42	Susanne Wigene	NOR 30:32.36
2007	Mestawat Tufa	ETH	31:00.27	Florence Kiplagat	KEN	31:06.20	Teyiba Erkesso	ETH 31:13.67
2008	Tirunesh Dibaba	ETH	29:54.66	Shalane Flanagan	USA	30:22.22	Linnet Masai	KEN 30:26.50
2009	Meselech Melkamu	ETH	29:53.80	Meseret Defar	ETH	29:59.20	Florence Kiplagat	KEN 30:11.53
2010	Meselech Melkamu	ETH	31:04.52	Pauline Korikwiang	KEN	31:06.29	Elvan Abeylegesse	TUR 31:10.23
2011	Sally Kipyego	KEN	30:38.35	Shalane Flanagan	USA	30:39.57	Vivian Cheruiyot	KEN 30:48.98
2012	Tirunesh Dibaba	ETH	30:20.75	Florence Kiplagat	KEN	30:24.85	Sally Kipyego	KEN 30:26.37
2013	Meseret Defar	ETH	30:08.06	Tirunesh Dibaba	ETH	30:26.67	Gladys Cheron	KEN 30:29.23
2014	Sally Kipyego	KEN	30:42.26	Molly Huddle	USA	30:47.59	Betsy Saina	KEN 30:57.30
2015	Gelete Burka	ETH	30:49.68	Alemitu Haroye	ETH	30:50.83	Belaynesh Oljira	ETH 30:53.69
2016	Almaz Ayana	ETH	29:17.45	Vivian Cheruiyot	KEN	29:32.53	Tirunesh Dibaba	ETH 29:42.56
2017	Almaz Ayana	ETH	30:16.32	Gelete Burka	ETH	30:40.87	Senbere Teferi	ETH 30:41.68
2018	Pauline Kamulu	KEN	30:41.85	Minami Yamanouchi	JPN	31:16.48	Grace Kimanzi	KEN 31:17.28
2019	Sifan Hassan	NED	30:17.62	Letesenbet Gidey	ETH	30:21.23	Agnes Tirop	KEN 30:25.20
2020	Sifan Hassan	NED	29:36.67	Hitomi Niiya	JPN	30:20.44	Rosemary Wanjiru	KEN 30:38.18
2021	Letesenbet Gidey	ETH	29:01.03	Sifan Hassan	NED	29:06.82	Gudaf Tsegay	ETH 29:39.42

Marathon

1970	Caroline Walker	USA	3:02:53	Sara Mae Berman	USA	3:05:08	Nina Kuscsik	USA 3:12:16
1971	Cheryl Flanagan	USA	2:49:40	Elizabeth Bonner	USA	2:55:22	Nina Kuscsik	USA 2:56:04
1972	Cheryl Flanagan	USA	2:55:44	Teri Anderson	USA	2:55:45	Nina Kuscsik	USA 2:59:33
1973	Michiko Gorman	USA	2:46:37	Teri Anderson	USA	2:53:40	Nina Kuscsik	USA 2:57:08
1974	Jacqueline Hansen	USA	2:43:55	Chantal Langlacé	FRA	2:46:24	Michiko Gorman	USA 2:47:12
1975	Jacqueline Hansen	USA	2:38:19	Christa Wahlsieck	FRG	2:40:16	Liane Winter	FRG 2:42:24
1976	Michiko Gorman	USA	2:39:11	Christa Wahlsieck	FRG	2:40:28	Manuela Preuss	FRG 2:43:00
1977	Christa Wahlsieck	FRG	2:34:48	Chantal Langlace	FRA	2:35:16	Kim Merritt	USA 2:37:57
1978	Grete Waitz	NOR	2:32:30	Julie Brown	USA	2:36:24	Christa Wahlsieck	FRG 2:38:33
1979	Grete Waitz	NOR	2:27:33	Joan Benoit	USA	2:35:15	Gayle Olinek	CAN 2:36:12
1980	Grete Waitz	NOR	2:25:42	Patti Catalano	USA	2:29:34	Joyce Smith	GBR 2:30:27
1981	Allison Roe	NZL	2:25:29	Patti Catalano	USA	2:27:51	Lorraine Moller	NZL 2:29:36
1982	Joan Benoit	USA	2:26:11	Grete Waitz	NOR	2:27:14	Julie Brown	USA 2:28:33
1983	Joan Benoit	USA	2:22:43	Grete Waitz	NOR	2:25:29	Julie Brown	USA 2:26:26
1984	Ingrid Kristiansen	NOR	2:24:26	Joan Benoit	USA	2:24:52	Rosa Mota	POR 2:26:01
1985	Ingrid Kristiansen	NOR	2:21:06	Joan Benoit/Samuels	USA	2:21:21	Rosa Mota	POR 2:23:29
1986	Grete Waitz	NOR	2:24:54	Ingrid Kristiansen	NOR	2:24:55	Lisa Martin	AUS 2:26:07
1987	Ingrid Kristiansen	NOR	2:22:48	Rosa Mota	POR	2:25:17	Katrin Dörre	GDR 2:25:24
1988	Lisa Martin	AUS	2:23:51	Rosa Mota	POR	2:24:30	Ingrid Kristiansen	NOR 2:25:41
1989	Ingrid Kristiansen	NOR	2:24:33	Véronique Marot	GBR	2:25:56	Wanda Panfil	POL 2:27:05
1990	Rosa Mota	POR	2:25:24	Lisa Martin	AUS	2:25:28	Wanda Panfil	POL 2:26:31
1991	Wanda Panfil	POL	2:24:18	Rosa Mota	POR	2:26:14	Kim Jones	USA 2:26:40
1992	Olga Markova	EUN	2:23:43	Lisa Ondieki-Martin	AUS	2:24:40	Madina Biktagirova	EUN 2:26:23
1993	Wang Junxia	CHN	2:24:07	Qu Yunxia	CHN	2:24:32	Zhang Linli	CHN 2:24:42
1994	Uta Pippig	GER	2:21:45	Valentina Yegorova	RUS	2:23:33	Elana Meyer	RSA 2:25:15
							Katrin Dörre-Heinig	GER 2:25:15
1995	Uta Pippig	GER	2:25:11	Elana Meyer	RSA	2:26:51		
				Ana Isabel Alonso	ESP	2:26:51		
1996	Katrin Dörre-Heinig	GER	2:26:04	Fatuma Roba	ETH	2:26:05	Hiromi Suzuki	JPN 2:26:27
1997	Tegla Loroupe	KEN	2:22:07	Catherina McKiernan	IRL	2:23:44	Madina Biktagirova	RUS 2:24:46
1998	Tegla Loroupe	KEN	2:20:47	Naoko Takahashi	JPN	2:21:47	Catherina McKiernan	IRL 2:22:23
1999	Tegla Loroupe	KEN	2:20:43	Eri Yamaguchi	JPN	2:22:12	Joyce Chepchumba	KEN 2:23:22
2000	Catherine Ndereba	KEN	2:21:33	Naoko Takahashi	JPN	2:22:19	Lornah Kiplagat	KEN 2:22:36
2001	Catherine Ndereba	KEN	2:18:47	Naoko Takahashi	JPN	2:19:46	Yoko Shibui	JPN 2:23:11
2002	Paula Radcliffe	GBR	2:17:18	Catherine Ndereba	KEN	2:19:26	Margaret Okayo	KEN 2:20:43
2003	Paula Radcliffe	GBR	2:15:25	Sun Yingjie	CHN	2:19:39	Catherine Ndereba	KEN 2:19:55
2004	Yoko Shibui	JPN	2:19:41	Margaret Okayo	KEN	2:22:35	Paula Radcliffe	GBR 2:23:10

YEAR	FIRST		SECOND		THIRD			
2005	Paula Radcliffe	GBR	2:17:42	Mizuki Noguchi	JPN	2:19:12	Sun Yingjie	CHN 2:21:01
2006	Deena Kastor	USA	2:19:36	Zhou Chunxiu	CHN	2:19:51	Berhane Adere	ETH 2:20:42
2007	Zhou Chunxiu	CHN	2:20:38	Mizuki Noguchi	JPN	2:21:37	Getenesh Wami	ETH 2:21:45
2008	Irina Mikitenko	GER	2:19:19	Askale Tafa Magarsa	ETH	2:21:31	Berhane Adere	ETH 2:22:42
2009	Irina Mikitenko	GER	2:22:11	Mara Yamauchi	GBR	2:23:12	Yoko Shibui	JPN 2:23:42
2010	Atsede Bayisa	ETH	2:22:04	Aselefech Mergia	ETH	2:22:38	Sharon Cherop	KEN 2:22:43
2011	Mary Keitany	KEN	2:19:19	Florence Kiplagat	KEN	2:19:44	Edna Kiplagat	KEN 2:20:46
2012	Mary Keitany	KEN	2:18:37	Tiki Gelana	ETH	2:18:58	Aselefech Mergia	ETH 2:19:31
2013	Rita Jeptoo	KEN	2:19:57	Priscah Jeptoo	KEN	2:20:15	Jemima Jelagat	KEN 2:20:48
2014	Buzunesh Deba	ETH	2:19:59	Tirfe Tsegaye	ETH	2:20:18	Edna Kiplagat	KEN 2:20:21
2015	Gladys Cheron	KEN	2:19:25	Mare Dibaba	ETH	2:19:52	Aselefech Mergia	ETH 2:20:02
2016	Tirfe Tsegaye	ETH	2:19:41	Aberu Kebede	ETH	2:20:45	Amane Beriso	ETH 2:20:48
2017	Mary Keitany	KEN	2:17:01	Tirunesh Dibaba	ETH	2:17:56	Sarah Chepchirchir	KEN 2:19:47
2018	Gladys Cheron	KEN	2:18:11	Vivian Cheruiyot	KEN	2:18:31	Ruti Aga	ETH 2:18:34
2019	Brigid Kosgei	KEN	2:14:04	Ruth Chepngetich	KEN	2:17:08	Worknesh Degefa	ETH 2:17:41
2020	Peres Jepchirchir	KEN	2:17:16	Lonah Chemtai Salpeter	ISR	2:17:45	Birhane Dibaba	ETH 2:18:35
2021	Joyciline Jepkosgei	KEN	2:17:43	Angela Tanui	KEN	2:17:57	Degitu Azimeraw	ETH 2:17:58

3000 Metres Steeplechase

1995	Chris Morgan	USA	10:51.92	Melissa Teemant	USA	10:56.90	Teressa DiPerna	USA 11:07.02
1996	Courtney Pugmire	USA	10:23.47	Sara Heeb	USA	10:25.44	Grace Padilla	USA 10:30.2
1997	Melissa Teemant	USA	10:30.90	Mary Fien	AUS	10:32.44	Elizabeth Jackson	USA 10:38.72
1998	Daniela Petrescu	ROU	9:55.28	Svetlana Rogova	RUS	9:57.62	Luminita Gogîrlea	ROU 10:00.50
1999	Yelena Motalova	RUS	9:48.88	Laurence Duquénoy	FRA	9:55.69	Daniela Petrescu	ROU 9:58.44
2000	Cristina Casandra	ROU	9:40.20	Yekaterina Volkova	RUS	9:52.40	Anzhelika Averkova	UKR 9:54.10
2001	Justyna Bak	POL	9:25.31	Melissa Rollison	AUS	9:30.70	Irene Limika	KEN 9:39.51
2002	Alesya Turova	BLR	9:16.51	Justyna Bak	POL	9:22.29	Élodie Olivarès	FRA 9:33.12
2003	Gulnara Samitova	RUS	9:08.33	Alesya Turova	BLR	9:20.28	Lyubov Ivanova	RUS 9:24.78
2004	Gulnara Samitova	RUS	9:01.59	Lyubov Ivanova	RUS	9:28.02	Dorcus Inzikuru	UGA 9:29.30
2005	Dorcus Inzikuru	UGA	9:15.04	Yekaterina Volkova	RUS	9:20.49	Wioletta Janowska	POL 9:25.09
2006	Wioletta Janowska	POL	9:17.15	Dorcus Inzikuru	UGA	9:19.51	Alesya Turova	BLR 9:20.16
2007	Yekaterina Volkova	RUS	9:06.57	Tatyana Petrova	RUS	9:09.19	Gulnara Galkina	RUS 9:11.68
2008	Gulnara Samitova-Galkina	RUS	8:58.81	Eunice Jepkorir	KEN	9:07.41	Yekaterina Volkova	RUS 9:07.64
2009	Yuliya Zarudneva	RUS	9:08.39	Milcah Chemos	KEN	9:08.57	Marta Domínguez	ESP 9:09.39
2010	Milcah Chemos	KEN	9:11.71	Gladys Kipkemboi	KEN	9:13.22	Yuliya Zaripova	RUS 9:17.57
2011	Habiba Ghribi	TUN	9:11.97	Milcah Chemos	KEN	9:12.89	Sofia Assefa	ETH 9:15.04
2012	Milcah Chemos	KEN	9:07.14	Habiba Ghribi	TUN	9:08.37	Sofia Assefa	ETH 9:09.00
2013	Milcah Chemos	KEN	9:11.65	Lydia Chepkurui	KEN	9:12.55	Sofia Assefa	ETH 9:12.84
2014	Hiwot Ayalew	ETH	9:10.64	Sofia Assefa	ETH	9:11.39	Emma Coburn	USA 9:11.42
2015	Habiba Ghribi	TUN	9:05.36	Hyvin Jepkemoi	KEN	9:10.15	Sofia Assefa	ETH 9:12.63
2016	Ruth Jebet	BRN	8:52.78	Hyvin Jepkemoi	KEN	9:00.01	Emma Coburn	USA 9:07.63
2017	Ruth Jebet	BRN	8:55.29	Celliphine Chespol	KEN	8:58.78	Beatrice Chepkoech	KEN 8:59.84
2018	Beatrice Chepkoech	KEN	8:44.32	Norah Tanui	KEN	8:59.62	Courtney Frerichs	USA 9:00.85
2020	Hyvin Kiyeng	KEN	9:06.14	Beatrice Chepkoech	KEN	9:10.07	Yekaterina Ivonina	RUS 9:16.84
2021	Norah Tanui	KAZ	8:57.97	Winfred Yavi	BRN	8:58.71	Mekides Abebe	ETH 9:03.26

100 Metres Hurdles

1970	Karin Balzer	GDR	12.7			Chi Cheng	TPE	12.8
	Tereza Sukniewicz	POL	12.7					
1971	Karin Balzer	GDR	12.6	Annelie Ehrhardt	GDR	12.7	Danuta Straszyńska	POL 12.8
1972	Annelie Ehrhardt	GDR	12.59	Valeria Bufanu	ROU	12.84	Karin Balzer	GDR 12.90
1973	Annelie Ehrhardt	GDR	12.68	Grażyna Rabsztyn	POL	12.7	Teresa Nowak	POL 12.8
1974	Annelie Ehrhardt	GDR	12.66	Teresa Nowak	POL	12.5	Annerose Fiedler	GDR 12.89
1975	Annelie Ehrhardt	GDR	12.80	Grażyna Rabsztyn	POL	12.82	Bożena Nowakowska	POL 12.91
1976	Grażyna Rabsztyn	POL	12.69	Johanna Schaller	GDR	12.77	Tatyana Anisimova	URS 12.78
1977	Grażyna Rabsztyn	POL	12.70	Johanna Schaller/Klier	GDR	12.81	Lyubov Nikitenko	URS 12.87
1978	Grażyna Rabsztyn	POL	12.48	Johanna Klier	GDR	12.62	Tatyana Anisimova	URS 12.67
1979	Grażyna Rabsztyn	POL	12.48	Lucyna Langer	POL	12.62	Zofia Bielczyk	POL 12.63
1980	Grażyna Rabsztyn	POL	12.36	Vera Komisova	URS	12.39	Lucyna Langer	POL 12.44
1981	Tatyana Anisimova	URS	12.68	Kerstin Knabe	GDR	12.85	Danuta Perka	POL 12.93
1982	Yordanka Donkova	BUL	12.44	Lucyna Langer/Kalek	POL	12.45	Kerstin Knabe	GDR 12.54
1983	Bettine Jahn	GDR	12.42	Ginka Zagorcheva	BUL	12.49	Kerstin Knabe	GDR 12.62
1984	Lucyna Kalek	POL	12.43	Vera Akimova	URS	12.50		
				Yordanka Donkova	BUL	12.50		
1985	Ginka Zagorcheva	BUL	12.42	Vera Akimova	URS	12.59	Svetlana Gusarova	URS 12.61
1986	Yordanka Donkova	BUL	12.26	Ginka Zagorcheva	BUL	12.39	Cornelia Oschkenat	GDR 12.50
1987	Ginka Zagorcheva	BUL	12.25	Yordanka Donkova	BUL	12.33	Gloria Uibel	GDR 12.44
1988	Yordanka Donkova	BUL	12.21	Ginka Zagorcheva	BUL	12.48		
				Gloria Uibel/Siebert	GDR	12.48		
				Natalya Grigoryeva	URS	12.48		

YEAR	FIRST			SECOND			THIRD		
1989	Cornelia Oschkenat	GDR	12.60	Monique Ewanjé-Épée	FRA	12.65	Mihaela Pogacian	ROU	12.68
							Yelizaveta Chernyshova	URS	12.68
1990	Natalya Grigoryeva	URS	12.53	Monique Ewanjé-Épée	FRA	12.56	Ginka Zagorcheva	BUL	12.61
1991	Ludmila Narozhilenko	URS	12.28	Natalya Grigoryeva	URS	12.39	Gail Devers	USA	12.48
1992	Ludmila Narozhilenko	EUN	12.26	Gail Devers	USA	12.55	Natalya Grigoryeva	EUN	12.60
1993	Gail Devers	USA	12.46	Marina Azyabina	RUS	12.47	Zhang Yu	CHN	12.64
1994	Tatyana Reshetnikova	RUS	12.53				Yordanka Donkova	BUL	12.56
	Svetla Dimitrova	BUL	12.53						
1995	Olga Shishigina	KAZ	12.44	Gail Devers	USA	12.61	Tatyana Reshetnikova	RUS	12.69
1996	Ludmila Narozhilenko/Engquist	SWE	12.47	Svetla Dimitrova	BUL	12.57			
				Michelle Freeman	JAM	12.57			
1997	Ludmila Engquist	SWE	12.50	Michelle Freeman	JAM	12.52	Svetla Dimitrova	BUL	12.58
1998	Glory Alozie	NGR	12.44	Michelle Freeman	JAM	12.52	Melissa Morrison	USA	12.53
1999	Gail Devers	USA	12.37	Glory Alozie	NGR	12.44	Olga Shishigina	KAZ	12.47
							Ludmila Engquist	SWE	12.47
2000	Gail Devers	USA	12.33	Delloreen Ennis-London	JAM	12.52	Glory Alozie	NGR	12.54
2001	Anjanette Kirkland	USA	12.42	Gail Devers	USA	12.53	Delloreen Ennis-London	JAM	12.57
2002	Gail Devers	USA	12.40	Brigitte Foster	JAM	12.49	Miesha McKelvy	USA	12.60
							Glory Alozie	ESP	12.60
2003	Brigitte Foster	JAM	12.45				Miesha McKelvy	USA	12.51
	Gail Devers	USA	12.45						
2004	Joanna Hayes	USA	12.37	Yelena Krasovska	UKR	12.45	Perdita Felicien	CAN	12.46
2005	Michelle Perry	USA	12.43	Joanna Hayes	USA	12.47	Brigitte Foster-Hylton	JAM	12.55
2006	Michelle Perry	USA	12.43	Damu Cherry	USA	12.44	Virginia Powell	USA	12.48
2007	Michelle Perry	USA	12.44	Virginia Powell	USA	12.45	Perdita Felicien	CAN	12.49
							Susanna Kallur	SWE	12.49
2008	Lolo Jones	USA	12.43	Damu Cherry	USA	12.47	Brigitte Foster-Hylton	JAM	12.49
2009	Brigitte Foster-Hylton	JAM	12.46	Lolo Jones	USA	12.47	Dawn Harper	USA	12.48
2010	Priscilla Lopes-Schliep	CAN	12.52	Lolo Jones	USA	12.55	Carolin Nytra	GER	12.57
							Sally Pearson	AUS	12.57
2011	Sally Pearson	AUS	12.28	Danielle Carruthers	USA	12.47			
				Dawn Harper	USA	12.47			
2012	Sally Pearson	AUS	12.35	Dawn Harper	USA	12.37	Kellie Wells	USA	12.48
2013	Brianna Rollins	USA	12.26	Queen Harrison	USA	12.43	Nia Ali	USA	12.48
							Dawn Harper Nelson	USA	12.48
2014	Dawn Harper Nelson	USA	12.44	Queen Harrison	USA	12.46	Tiffany Porter	GBR	12.51
2015	Sharika Nelvis	USA	12.34	Jasmin Stowers	USA	12.35	Dawn Harper Nelson	USA	12.48
2016	Keni Harrison	USA	12.20	Brianna Rollins	USA	12.34	Kristi Castlin	USA	12.50
2017	Keni Harrison	USA	12.28	Jasmin Stowers	USA	12.47	Sally Pearson	AUS	12.48
2018	Keni Harrison	USA	12.36	Brianna McNeal	USA	12.38	Jasmine Camacho-Quinn	PUR	12.40
2019	Danielle Williams	JAM	12.32	Nia Ali	USA	12.34	Janeek Brown	JAM	12.40
2020	Nadine Visser	NED	12.68	Luca Kozák	HUN	12.71	Elvira Herman	BLR	12.73
							Cyrena Samba-Mayela	FRA	12.73
2021	Jasmine Camacho-Quinn	PUR	12.26	Britany Anderson	JAM	12.40	Tobi Amusan	NGR	12.42
400 Metres Hurdles									
1974	Krystyna Kacperczyk	POL	56.51	Danuta Piecyk	POL	56.83	Karola Claus	FRG	56.7
1975	Deborah Esser	USA	57.3	Patricia Collins	USA	57.4	Lea Alaerts	BEL	57.98
1976	Tatyana Storozheva	URS	56.8	Marina Sidorova	URS	57.1			
				Arthurene Gainer	USA	57.24			
1977	Karin Rossley	GDR	55.63	Tatyana Storozheva	URS	55.74	Mary Ayers	USA	56.61
1978	Tatyana Zelentsova	URS	54.89	Silvia Hollmann	FRG	55.14	Karin Rossley	GDR	55.36
1979	Marina Makeyeva	URS	54.78	Karin Rossley	GDR	55.01	Tatyana Storozheva	URS	55.08
1980	Karin Rossley	GDR	54.28	Bärbel Broschat	GDR	54.55	Ellen Neumann	GDR	54.56
1981	Ellen Neumann	GDR	54.79	Natalya Tsiruk	URS	55.49	Anna Kastetskaya	URS	55.51
1982	Ann-Louise Skoglund	SWE	54.57	Petra Pfaff	GDR	54.89	Chantal Réga	FRA	54.93
1983	Ana Kastetskaya/Ambraziene	URS	54.02	Yekaterina Fesenko	URS	54.14	Ellen Neumann/Fiedler	GDR	54.20
1984	Margarita Ponomaryova	URS	53.58	Marina Stepanova	URS	53.67	Yekaterina Fesenko/Grun	URS	54.34
1985	Sabine Busch	GDR	53.55	Genowefa Błaszak	POL	54.27	Tatyana Pavlova	URS	54.34
1986	Marina Stepanova	URS	52.94	Sabine Busch	GDR	53.60	Myrtle Bothma	RSA	53.74†
1987	Sabine Busch	GDR	53.24	Cornelia Ullrich	GDR	53.58	Debbie Flintoff-King	AUS	53.95
1988	Debbie Flintoff-King	AUS	53.17	Tatyana Ledovskaya	URS	53.18	Ellen Fiedler	GDR	53.63
1989	Sandra Farmer-Patrick	USA	53.37	Myrtle Bothma	RSA	53.82	Petra Krug	GDR	54.35
1990	Tatyana Ledovskaya	URS	53.62	Myrtle Bothma	RSA	54.07	Anita Protti	SUI	54.36
1991	Tatyana Ledovskaya	URS	53.11	Sally Gunnell	GBR	53.16	Janeene Vickers	USA	53.47
1992	Sally Gunnell	GBR	53.23	Tatyana Ledovskaya	EUN	53.55	Sandra Farmer-Patrick	USA	53.59
1993	Sally Gunnell	GBR	52.74	Sandra Farmer-Patrick	USA	52.79	Margarita Ponomaryova	RUS	53.48
1994	Sally Gunnell	GBR	53.33	Kim Batten	USA	53.72	Anna Knoroz	RUS	54.11
1995	Kim Batten	USA	52.61	Tonja Buford	USA	52.62	Marie-José Pérec	FRA	53.21

YEAR	FIRST			SECOND			THIRD		
1996	Deon Hemmings	JAM	52.82	Kim Batten	USA	53.08	Tonja Buford-Bailey	USA	53.22
1997	Kim Batten	USA	52.97				Deon Hemmings	JAM	52.98
	Nezha Bidouane	MAR	52.97						
1998	Kim Batten	USA	52.74	Nezha Bidouane	MAR	52.96	Deon Hemmings	JAM	53.03
1999	Daimí Pernía	CUB	52.89	Nezha Bidouane	MAR	52.90	Deon Hemmings	JAM	53.16
2000	Irina Privalova	RUS	53.02	Sandra Glover	USA	53.33	Deon Hemmings	JAM	53.45
2001	Nezha Bidouane	MAR	53.34	Daimí Pernía	CUB	53.81	Yuliya Nosova	RUS	53.84
2002	Yuliya Nosova/Pechonkina	RUS	53.10	Jana Pittman	AUS	54.14	Tatyana Tereshchuk	UKR	54.28
2003	Yuliya Pechonkina	RUS	52.34	Jana Pittman	AUS	53.22	Sandra Glover	USA	53.34
2004	Fani Halkiá	GRE	52.77	Sheena Johnson	USA	52.95	Yuliya Pechonkina	RUS	53.31
2005	Yuliya Pechonkina	RUS	52.90	Lashinda Demus	USA	53.27	Sandra Glover	USA	53.32
2006	Lashinda Demus	USA	53.02	Yuliya Nosova	RUS	53.14	Fani Halkiá	GRE	53.71
2007	Tiffany Ross/Williams	USA	53.28	Sheena Johnson	USA	53.29	Jan Rawlinson	AUS	53.31
2008	Melaine Walker	JAM	52.64	Tiffany Williams	USA	53.54	Sheena Tosta	USA	53.58
2009	Melaine Walker	JAM	52.42	Lashinda Demus	USA	52.63	Josanne Lucas	TTO	53.20
2010	Lashinda Demus	USA	52.82	Natalya Antyukh	RUS	52.92	Kaliese Spencer	JAM	53.33
2011	Lashinda Demus	USA	52.47	Melaine Walker	JAM	52.73	Kaliese Spencer	JAM	52.79
2012	Natalya Antyukh	RUS	52.70	Lashinda Demus	USA	52.77	Zuzana Hejnová	CZE	53.38
2013	Zuzana Hejnová	CZE	52.83	Kori Carter	USA	53.21	Perri Shakes-Drayton	GBR	53.67
2014	Kaliese Spencer	JAM	53.41	Kori Carter	USA	53.84	Georganne Moline	USA	54.00
2015	Zuzana Hejnová	CZE	53.50	Shamier Little	USA	53.74	Sara Slott Petersen	DEN	53.99
2016	Dalilah Muhammad	USA	52.88	Shamier Little	USA	53.51	Sara Slott Petersen	DEN	53.55
2017	Dalilah Muhammad	USA	52.64	Shamier Little	USA	52.75	Kori Carter	USA	52.95
2018	Sydney McLaughlin	USA	52.75	Shamier Little	USA	53.32	Janieve Russell	JAM	53.46
2019	Dalilah Muhammad	USA	52.16	Sydney McLaughlin	USA	52.23	Ashley Spencer	USA	53.11
2020	Femke Bol	NED	53.79	Anna Ryzhykova	UKR	54.54	Viktoriya Tkachuk	UKR	54.93
2021	Sydney McLaughlin	USA	51.46	Dalilah Muhammad	USA	51.58	Femke Bol	NED	52.03

High Jump

1970	Ilona Gusenbauer	AUT	1.88i	Antonina Lazareva	URS	1.87	Snežana Hrepevnik	YUG	1.86
1971	Ilona Gusenbauer	AUT	1.92	Antonina Lazareva	URS	1.88	Cornelia Popescu	ROU	1.87
							Valentina Chulkova	URS	1.87
1972	Yordanka Blagoeva	BUL	1.94	Ilona Gusenbauer	AUT	1.93	Ulrike Meyfarth	FRG	1.92
1973	Yordanka Blagoeva	BUL	1.92	Ilona Gusenbauer	AUT	1.91			
				Rosemarie Witschas	GDR	1.91i			
1974	Rosemarie Witschas	GDR	1.95	Rita Kirst	GDR	1.92i			
				Virginia Ioan	ROU	1.92			
1975	Rosemarie Witschas/Ackermann	GDR	1.94	Ulrike Meyfarth	FRG	1.92	Joni Huntley	USA	1.898
1976	Rosemarie Ackermann	GDR	1.96	Cornelia Popa	ROU	1.93	Maria Mracnová	TCH	1.92
1977	Rosemarie Ackermann	GDR	2.00	Jutta Kirst	GDR	1.94	Sara Simeoni	ITA	1.93
							Brigitte Holzapfel	FRG	1.93
1978	Sara Simeoni	ITA	2.01	Rosemarie Ackermann	GDR	1.99	Brigitte Holzapfel	FRG	1.95
							Ulrike Meyfarth	FRG	1.95
1979	Rosemarie Ackermann	GDR	1.99	Andrea Mátay	HUN	1.98i			
				Sara Simeoni	ITA	1.98			
1980	Sara Simeoni	ITA	1.98	Debbie Brill	CAN	1.97			
				Tamara Bykova	URS	1.97			
1981	Sara Simeoni	ITA	1.97i				Five women		1.96
	Pam Spencer	USA	1.97						
1982	Ulrike Meyfarth	FRG	2.02	Coleen Sommer	USA	2.00i	Debbie Brill	CAN	1.99i
							Andrea Bienias	GDR	1.99i
							Katalin Sterk	HUN	1.99i
1983	Tamara Bykova	URS	2.04	Ulrike Meyfarth	FRG	2.03	Louise Ritter	USA	2.01
1984	Ludmila Andonova	BUL	2.07	Tamara Bykova	URS	2.05	Ulrike Meyfarth	FRG	2.02
1985	Stefka Kostadinova	BUL	2.06	Tamara Bykova	URS	2.02	Silvia Costa	CUB	2.01
1986	Stefka Kostadinova	BUL	2.08	Olga Turchak	URS	2.01			
				Desiree du Plessis	RSA	2.01			
1987	Stefka Kostadinova	BUL	2.09	Tamara Bykova	URS	2.04	Susanne Beyer	GDR	2.02i
1988	Stefka Kostadinova	BUL	2.07	Louise Ritter	USA	2.03	Silvia Costa	CUB	2.02
1989	Stefka Kostadinova	BUL	2.04i				Heike Balck	GDR	2.01
	Silvia Costa	CUB	2.04						
1990	Yelena Yelesina	URS	2.02	Heike Henkel	FRG	2.01i	Yolanda Henry	USA	2.00
							Biljana Petrović	YUG	2.00
1991	Heike Henkel	GER	2.07i	Stefka Kostadinova	BUL	2.03	Inga Babakova	URS	2.02
1992	Stefka Kostadinova	BUL	2.05	Heike Henkel	GER	2.04	Inga Babakova	EUN	2.00
							Alina Astafei	ROU	2.00
1993	Stefka Kostadinova	BUL	2.05	Heike Henkel	GER	2.03i	Ioamnet Quintero	CUB	2.01i
1994	Alina Astafei	ROU	2.02i	Five women		2.00			

YEAR	FIRST			SECOND			THIRD		
1995	Inga Babakova	UKR	2.05	Alina Astafei	GER	2.04i	Tatyana Motkova	RUS	2.03
							Stefka Kostadinova	BUL	2.01
1996	Stefka Kostadinova	BUL	2.05	Niki Bakogianni	GRE	2.03			
				Inga Babakova	UKR	2.03			
1997	Stefka Kostadinova	BUL	2.02				Hanne Haugland	NOR	2.01
	Inga Babakova	UKR	2.02						
1998	Venelina Veneva	BUL	2.03	Monica Dinescu	ROU	2.02	Yelena Gulyayeva	RUS	2.01
							Tisha Waller	USA	2.01i
1999	Hestrie Cloete	RSA	2.04	Monica Dinescu	ROU	2.03i	Yelena Yelesina	RUS	2.01
							Inga Babakova	UKR	2.01
2000	Monica Dinescu	ROU	2.02	Four women		2.01			
2001	Venelina Veneva	BUL	2.04	Inga Babakova	UKR	2.03	Hestrie Cloete	RSA	2.01
2002	Kajsa Bergqvist	SWE	2.05	Marina Kuptsova	RUS	2.03i	Hestrie Cloete	RSA	2.02
							Venelina Veneva	BUL	2.02i
2003	Kajsa Bergqvist	SWE	2.06				Anna Chicherova	RUS	2.04i
	Hestrie Cloete	RSA	2.06						
2004	Yelena Slesarenko	RUS	2.06	Anna Chicherova	RUS	2.04i			
				Hestrie Cloete	RSA	2.04			
2005	Kajsa Bergqvist	SWE	2.03	Anna Chicherova	RUS	2.01i	Yelena Slesarenko	RUS	2.00
							Chaunté Howard	USA	2.00
2006	Kajsa Bergqvist	SWE	2.08i	Blanka Vlašić	CRO	2.05i	Venelina Veneva	BUL	2.04
2007	Blanka Vlašić	CRO	2.07	Tia Hellebaut	BEL	2.05i	Antonietta Di Martino	ITA	2.03
							Anna Chicherova	RUS	2.03
2008	Blanka Vlašić	CRO	2.06	Tia Hellebaut	BEL	2.05	Ariane Friedrich	GER	2.03
2009	Blanka Vlašić	CRO	2.08	Ariane Friedrich	GER	2.06	Irina Gordeyeva	RUS	2.02
2010	Blanka Vlašić	CRO	2.06i	Chaunté Howard/Lowe	USA	2.05	Ariane Friedrich	GER	2.02
2011	Anna Chicherova	RUS	2.07	Antonietta Di Martino	ITA	2.04i	Blanka Vlašić	CRO	2.03
2012	Anna Chicherova	RUS	2.06i	Irina Gordeyeva	RUS	2.04	Brigetta Barrett	USA	2.03
2013	Brigetta Barrett	USA	2.04	Anna Chicherova	RUS	2.02	Alessia Trost	ITA	2.00i
							Blanka Vlašić	CRO	2.00
2014	Mariya Kuchina	RUS	2.01i						
	Anna Chicherova	RUS	2.01						
	Ruth Beitia	RUS	2.01						
2015	Anna Chicherova	RUS	2.03	Kamila Lićwinko	POL	2.02i	Mariya Kuchina	RUS	2.01
							Blanka Vlašić	CRO	2.01
2016	Chaunté Lowe	USA	2.01	Marie-Laurence Jungfleisch	GER	2.01			
				Mariya Kuchina	RUS	2.01			
2017	Mariya Lasitskené	ANA	2.06	Airiné Palšytė	LTU	2.01i			
				Yuliya Levchenko	UKR	2.01			
2018	Mariya Lasitskené	ANA	2.04	Elena Vallortigara	ITA	2.02	Nafissatou Thiam	BEL	2.01
2019	Mariya Lasitskené	ANA	2.06	Yaroslava Mahuchikh	UKR	2.04	Anna Chicherova	RUS	2.02i
							Nafissatou Thiam	BEL	2.02
							Yuliya Levchenko	UKR	2.02
2020	Mariya Lasitskené	RUS	2.05i	Yaroslava Mahuchikh	UKR	2.02i	Yuliya Levchenko	UKR	2.00i
2021	Yaroslava Mahuchikh	UKR	2.06i	Mariya Lasitskené	RUS	2.05	Vashti Cunningham	USA	2.02
							Nicola McDermott	AUS	2.02

Pole Vault

1988	Zhang Chunzhen	CHN	3.75	Shao Jingwen	CHN	3.73	Zhou Ling	CHN	3.65
1989	Zhang Chunzhen	CHN	3.80	Zhou Minxin	CHN	3.76	Wu Weili	CHN	3.70
							Shao Jingwen	CHN	3.70
							Cai Weiyuan	CHN	3.70
1990	Zhang Chunzhen	CHN	3.81	Wu Weili	CHN	3.80	Shao Jingwen	CHN	3.75
1991	Zhang Chunzhen	CHN	4.05	Nicole Rieger	GER	3.90			
				Shao Jingwen	CHN	3.90			
1992	Sun Caiyun	CHN	4.05	Cai Weiyuan	CHN	4.00	Nicole Rieger	GER	3.92
1993	Sun Caiyun	CHN	4.11	Shao Jingwen	CHN	3.95i	Tanja Cors	GER	3.93
1994	Sun Caiyun	CHN	4.12	Nicole Rieger	GER	4.08i	Marina Andreyeva	RUS	4.01
							Cai Weiyuan	CHN	4.01
1995	Emma George	AUS	4.28	Sun Caiyun	CHN	4.23	Daniela Bártová	CZE	4.22
1996	Emma George	AUS	4.45	Cai Weiyuan	CHN	4.33	Sun Caiyun	CHN	4.28i
1997	Emma George	AUS	4.55	Stacy Dragila	USA	4.45	Anzhela Balakhonova	UKR	4.36
1998	Emma George	AUS	4.59	Daniela Bártová	CZE	4.51	Stacy Dragila	USA	4.48i
1999	Emma George	AUS	4.60				Nicole Humbert	GER	4.56i
	Stacy Dragila	USA	4.60						
2000	Stacy Dragila	USA	4.70	Anzhela Balakhonova	UKR	4.56	Tatiana Grigorieva	AUS	4.55
2001	Stacy Dragila	USA	4.81	Svetlana Feofanova	RUS	4.75	Mary Sauer	USA	4.61
							Monika Pyrek	POL	4.61
2002	Svetlana Feofanova	RUS	4.78	Annika Becker	GER	4.77	Stacy Dragila	USA	4.72

YEAR	FIRST			SECOND			THIRD		
2003	Yelena Isinbaeva	RUS	4.82	Svetlana Feofanova	RUS	4.80i	Stacy Dragila	USA	4.78i
2004	Yelena Isinbaeva	RUS	4.92	Svetlana Feofanova	RUS	4.88	Stacy Dragila	USA	4.83
2005	Yelena Isinbaeva	RUS	5.01	Anna Rogowska	POL	4.83	Svetlana Feofanova	RUS	4.70i
							Monika Pyrek	POL	4.70
2006	Yelena Isinbaeva	RUS	4.91	Anna Rogowska	POL	4.80i	Monika Pyrek	POL	4.76i
2007	Yelena Isinbaeva	RUS	4.93i	Jenn Stuczynski	USA	4.88	Monika Pyrek	POL	4.82
							Svetlana Feofanova	RUS	4.82
2008	Yelena Isinbaeva	RUS	5.05	Jenn Stuczynski	USA	4.92	Fabiana Murer	BRA	4.80
2009	Yelena Isinbaeva	RUS	5.06	Jenn Stuczynski	USA	4.83i	Fabiana Murer	BRA	4.82
2010	Jenn Stuczynski/Suhr	USA	4.89	Yelena Isinbaeva	RUS	4.85i	Svetlana Feofanova	RUS	4.75
				Fabiana Murer	BRA	4.85			
2011	Jenn Suhr	USA	4.91	Yelena Isinbaeva	RUS	4.85i			
				Anna Rogowska	POL	4.85i			
				Fabiana Murer	BRA	4.85			
2012	Yelena Isinbaeva	RUS	5.01i	Jenn Suhr	USA	4.88i	Holly Bleasdale	GBR	4.87i
2013	Jenn Suhr	USA	5.02i	Yarisley Silva	CUB	4.90	Yelena Isinbaeva	RUS	4.89
2014	Fabiana Murer	BRA	4.80	Anna Rogowska	POL	4.76i	Holly Bleasdale	GBR	4.73i
							Jenn Suhr	USA	4.73i
2015	Yarisley Silva	CUB	4.91	Fabiana Murer	BRA	4.85	Nikoléta Kiriakopoúlou	GRE	4.83
2016	Jenn Suhr	USA	5.03i	Sandi Morris	USA	5.00	Katerina Stefanídi	GRE	4.90i
							Demi Payne	USA	4.90i
							Yelena Isinbaeva	RUS	4.90
2017	Jenn Suhr	USA	5.01i	Katerina Stefanídi	GRE	4.91	Sandi Morris	USA	4.87i
2018	Sandi Morris	USA	4.95	Eliza McCartney	NZL	4.94	Jenn Suhr	USA	4.93
2019	Anzhelika Sidorova	ANA	4.95	Jenn Suhr	USA	4.91	Sandi Morris	USA	4.90
2020	Anzhelika Sidorova	RUS	4.95i	Katie Nageotte	USA	4.92	Sandi Morris	USA	4.91i
2021	Anzhelika Sidorova	RUS	5.01	Katie Nageotte	USA	4.95	Holly Bradshaw	GBR	4.90

Long Jump

1970	Heide Rosendahl	FRG	6.84	Sheila Sherwood	GBR	6.73			
				Ingrid Mickler-Becker	FRG	6.73			
1971	Margrit Herbst	GDR	6.81	Ingrid Mickler	FRG	6.76	Meta Antenen	SUI	6.73
1972	Heide Rosendahl	FRG	6.78	Diana Yorgova	BUL	6.77	Margrit Olfert	GDR	6.72
1973	Angela Schmalfeld	GDR	6.76	Margrit Olfert	GDR	6.63	Margarite Treinite	URS	6.62
1974	Angela Schmalfeld	GDR	6.77				Eva Suranová	TCH	6.67
	Marianne Voelzke	GDR							
1975	Lidiya Alfeyeva	URS	6.78	Ildikó Szabó	HUN	6.66	Isabella Lusti	SUI	6.65
1976	Siegrun Siegl	GDR	6.99	Angela Schmalfeld/Voigt	GDR	6.92	Lidiya Alfeyeva	URS	6.79
1977	Vilma Bardauskienė	URS	6.82				Brigitte Künzel	GDR	6.76
							Heidemarie Wycisk	GDR	6.76
							Ildikó Erdélyi/Szabó	HUN	6.76
1978	Vilma Bardauskienė	URS	7.09	Jodi Anderson	USA	6.90	Siegrun Siegl	GDR	6.79
							Angela Voigt	GDR	6.79
1979	Brigitte Wujak	GDR	6.90	Anita Stukane	URS	6.80	Yekaterina Smirnova	URS	6.78
1980	Tatyana Kolpakova	URS	7.06	Brigitte Wujak	GDR	7.04	Tatyana Skachko	URS	7.01
1981	Jodi Anderson	USA	6.96	Anișoara Cușmir	ROU	6.91			
				Heike Daute	GDR	6.91			
1982	Valy Ionescu	ROU	7.20	Anișoara Cușmir	ROU	7.15	Heike Daute	GDR	6.98
1983	Anișoara Cușmir	ROU	7.43	Heike Daute	GDR	7.14	Svetlana Zorina	URS	7.04
							Tatyana Proskuryakova	URS	7.04
1984	Heike Daute	GDR	7.40	Galina Chistyakova	URS	7.29	Anișoara Cușmir/Stanciu	ROU	7.27
1985	Heike Daute/Drechsler	GDR	7.44	Yelena Kokonova	URS	7.31	Galina Chistyakova	URS	7.28
1986	Heike Drechsler	GDR	7.45	Galina Chistyakova	URS	7.34	Yelena Belevskaya	URS	7.31
1987	Jackie Joyner-Kersee	USA	7.45	Heike Drechsler	GDR	7.40	Yelena Belevskaya	URS	7.39
1988	Galina Chistyakova	URS	7.52	Heike Drechsler	GDR	7.48	Jackie Joyner-Kersee	USA	7.40
1989	Galina Chistyakova	URS	7.30i	Larisa Berezhnaya	URS	7.20i	Helga Radtke	GDR	7.15
1990	Galina Chistyakova	URS	7.35	Heike Drechsler	GDR	7.30	Jackie Joyner-Kersee	USA	7.12
1991	Heike Drechsler	GER	7.37	Jackie Joyner-Kersee	USA	7.32	Larisa Berezhnaya	URS	7.24
1992	Heike Drechsler	GER	7.48	Inessa Kravets	EUN	7.37	Jackie Joyner-Kersee	USA	7.17
1993	Heike Drechsler	GER	7.21	Jackie Joyner-Kersee	USA	7.08	Ludmila Ninowa	AUT	7.06
1994	Jackie Joyner-Kersee	USA	7.49	Heike Drechsler	GER	7.29	Irina Mushailova	RUS	7.20
1995	Heike Drechsler	GER	7.07	Inessa Kravets	UKR	6.97	Fiona May	ITA	6.96
1996	Jackie Joyner-Kersee	USA	7.20	Chioma Ajunwa	NGR	7.12	Inessa Kravets	UKR	7.05
1997	Ludmila Galkina	RUS	7.05	Niki Xanthou	GRE	7.03	Chioma Ajunwa	NGR	7.01
1998	Marion Jones	USA	7.31	Heike Drechsler	GER	7.16	Fiona May	ITA	7.11
1999	Maurren Maggi	BRA	7.26	Niurka Montalvo	ESP	7.06	Fiona May	ITA	7.04
2000	Fiona May	ITA	7.09	Tatyana Kotova	RUS	7.04	Marion Jones	USA	7.02
2001	Tatyana Kotova	RUS	7.12	Dawn Burrell	USA	7.03i	Lyudmila Galkina	RUS	7.00i
2002	Tatyana Kotova	RUS	7.42	Tatyana Ter-Mesrobyan	RUS	7.06	Maurren Maggi	BRA	7.02

YEAR	FIRST			SECOND			THIRD		
2003	Maurren Maggi	BRA	7.06	Eunice Barber	FRA	7.05	Tatyana Kotova	RUS	6.94
2004	Tatyana Lebedeva	RUS	7.33	Irina Simagina	RUS	7.27	Elva Goulbourne	JAM	7.16
2005	Irina Simagina	RUS	7.04	Tatyana Kotova	RUS	6.96	Concepción Montaner	ESP	6.92
2006	Ludmila Kolchanova	RUS	7.11	Oksana Udmurtova	RUS	7.02	Bronwyn Thompson	AUS	6.97
2007	Ludmila Kolchanova	RUS	7.21	Tatyana Lebedeva	RUS	7.15	Irina Simagina	RUS	7.11
2008	Naide Gomes	POR	7.12	Ludmila Kolchanova	RUS	7.04			
				Maurren Maggi	BRA	7.04			
2009	Brittney Reese	USA	7.10	Naide Gomes	POR	6.99	Tatyana Lebedeva	RUS	6.97
2010	Olga Kucherenko	RUS	7.13	Darya Klishina	RUS	7.03	Ludmila Kolchanova	RUS	7.01
2011	Brittney Reese	USA	7.19	Darya Klishina	RUS	7.05	Olga Zaytseva	RUS	7.01
2012	Brittney Reese	USA	7.23i	Anna Nazarova	RUS	7.11	Chelsea Hayes	USA	7.10
2013	Brittney Reese	USA	7.25	Sosthene Taroum Moguenara	GER	7.04	Oksana Zhukovskaya	RUS	7.02
2014	Tianna Bartoletta	USA	7.02	Svetlana Biryukova	RUS	6.98i	Tori Bowie	USA	6.95i
2015	Tianna Bartoletta	USA	7.14	Shara Proctor	GBR	7.07	Ivana Španović	SRB	7.02
2016	Brittney Reese	USA	7.31	Tianna Bartoletta	USA	7.17	Sosthene Taroum Moguenara	GER	7.16
2017	Ivana Španović	SRB	7.24i	Brittney Reese	USA	7.13	Tianna Bartoletta	USA	7.01
2018	Lorraine Ugen	GBR	7.05	Malaika Mihambo	GER	6.99	Ivana Španović	SRB	6.99
2019	Malaika Mihambo	GER	7.30	Ese Brume	NGR	7.05	Brittney Reese	USA	7.00
2020	Malaika Mihambo	GER	7.07i	Maryna Bekh-Romanchuk	UKR	6.96i	Nastassia Mironchyk-Ivanova	BLR	6.94
2021	Ese Brume	NGR	7.17	Tara Davis	USA	7.14	Brittney Reese	USA	7.13

Triple Jump

1986	Esmeralda García	BRA	13.68	Terri Turner	USA	13.66	Galina Chistyakova	RUS	13.58i
1987	Li Huirong	CHN	14.04	Galina Chistyakova	RUS	13.98i	Valy Ionescu	ROU	13.93i
1988	Li Huirong	CHN	14.16	Wendy Brown	USA	13.82	Sheila Hudson	USA	13.79
1989	Galina Chistyakova	URS	14.52	Inna Lasovskaya	RUS	14.40i	Li Huirong	CHN	14.34
1990	Li Huirong	CHN	14.54	Sofia Bozhanova	BUL	14.06	Sheila Hudson	USA	14.04
1991	Inessa Kravets	URS	14.95	Li Huirong	CHN	14.42	Yelena Semiraz	URS	14.35
1992	Galina Chistyakova	EUN	14.62	Li Huirong	CHN	14.55	Inessa Kravets	EUN	14.41
1993	Anna Biryukova	RUS	15.09	Yolanda Chen	RUS	14.97	Irina Mushailova	RUS	14.79
1994	Sofia Bozhanova	BUL	14.98	Inna Lasovskaya	RUS	14.94	Inessa Kravets	UKR	14.91
1995	Inessa Kravets	UKR	15.50	Iva Prandzheva	BUL	15.18	Anna Biryukova	RUS	15.08
1996	Inessa Kravets	UKR	15.33	Inna Lasovskaya	RUS	15.08	Šárka Kašpárková	CZE	14.98
1997	Šárka Kašpárková	CZE	15.20	Rodica Mateescu	ROU	15.16	Ashia Hansen	GBR	15.15
1998	Ashia Hansen	GBR	15.16i	Iva Prandzheva	BUL	15.12	Rodica Mateescu	ROU	15.01
1999	Paraskevi Tsiamita	GRE	15.07	Ashia Hansen	GBR	15.02i	Iva Prandzheva	BUL	14.94i
2000	Tatyana Lebedeva	RUS	15.32	Tereza Marinova	BUL	15.20	Iva Prandzheva	BUL	15.04
2001	Tatyana Lebedeva	RUS	15.25	Tereza Marinova	BUL	14.91i	Yelena Lebedenko	RUS	14.83i
2002	Françoise Mbango	CMR	14.95	Ashia Hansen	GBR	14.86	Yelena Oleynikova	RUS	14.83
2003	Yamilé Aldama	CUB	15.29	Tatyana Lebedeva	RUS	15.18	Françoise Mbango	CMR	15.05
2004	Tatyana Lebedeva	RUS	15.36i	Hrysopiýi Devetzi	GRE	15.32	Françoise Mbango	CMR	15.30
2005	Tatyana Lebedeva	RUS	15.11				Baya Rahouli	ALG	14.98
	Trecia Smith	JAM	15.11						
2006	Tatyana Lebedeva	RUS	15.23	Trecia Smith	JAM	15.05			
				Hrysopiýi Devetzi	GRE	15.05			
2007	Yargelis Savigne	CUB	15.28	Tatyana Lebedeva	RUS	15.14	Marija Šestak	SLO	14.92
2008	Françoise Mbango	CMR	15.39	Yargelis Savigne	CUB	15.20	Olga Rypakova	KAZ	15.11
2009	Nadezhda Alekhina	RUS	15.14	Yargeris Savigne	CUB	15.00	Tatyana Lebedeva	RUS	14.72
2010	Olga Rypakova	KAZ	15.25	Yargelis Savigne	CUB	15.09	Olga Saladukha	UKR	14.81
2011	Yargeris Savigne	CUB	14.99	Caterine Iburgüen	COL	14.99	Olga Saladukha	UKR	14.98
2012	Olga Saladukha	UKR	14.99	Olga Rypakova	KAZ	14.98	Caterine Iburgüen	COL	14.95
2013	Olga Saladukha	UKR	14.88i	Caterine Iburgüen	COL	14.85	Yekaterina Koneva	RUS	14.82
2014	Caterine Iburgüen	COL	15.31	Yekaterina Koneva	RUS	14.89	Olga Saladukha	UKR	14.73
2015	Yekaterina Koneva	RUS	15.04	Caterine Iburgüen	COL	14.90	Hanna Minenko	ISR	14.78
2016	Caterine Iburgüen	COL	15.17	Yulimar Rojas	VEN	15.02	Olga Rypakova	KAZ	14.74
2017	Yulimar Rojas	VEN	14.96	Caterine Iburgüen	COL	14.89	Olga Rypakova	KAZ	14.77
2018	Caterine Iburgüen	COL	14.96	Tori Franklin	USA	14.84	Nubia Soares	BRA	14.69
2019	Yulimar Rojas	VEN	15.41	Shanieka Ricketts	JAM	14.93	Caterine Iburgüen	COL	14.89
2020	Yulimar Rojas	VEN	15.43i	Tori Franklin	USA	14.64i	Keturah Orji	USA	14.60i
2021	Yulimar Rojas	VEN	15.67	Patrícia Mamona	POR	15.01	Shanieka Ricketts	JAM	14.98

Shot Put

1970	Nadezhda Chizhova	URS	19.69	Antonina Ivanova	URS	18.94	Margitta Gummel	GDR	18.74
1971	Nadezhda Chizhova	URS	20.43	Margitta Gummel	GDR	20.03	Antonina Ivanova	URS	19.39
1972	Nadezhda Chizhova	URS	21.03	Margitta Gummel	GDR	20.22	Ivanka Khristova	BUL	19.55
1973	Nadezhda Chizhova	URS	21.45	Helena Fibingerová	TCH	20.80	Ivanka Khristova	BUL	19.73
1974	Helena Fibingerová	TCH	21.57	Nadezhda Chizhova	URS	21.22	Marianne Adam	GDR	20.61
1975	Marianne Adam	GDR	21.60	Helena Fibingerová	TCH	21.43	Ivanka Khristova	BUL	21.09
1976	Helena Fibingerová	TCH	21.99	Ivanka Khristova	BUL	21.89	Marianne Adam	GDR	21.67
1977	Helena Fibingerová	TCH	22.50i	Ilona Slupianek	GDR	21.79	Eva Wilms	FRG	21.43

YEAR	FIRST			SECOND			THIRD		
1978	Ilona Slupianek	GDR	22.06	Helena Fibingerová	TCH	21.87	Margitta Droese	GDR	21.58
							Marianne Adam	GDR	21.58
1979	Ilona Slupianek	GDR	22.04	Marianne Adam	GDR	21.86	Margitta Pufe	GDR	21.45
1980	Ilona Slupianek	GDR	22.45	Helena Fibingerová	TCH	21.53	Svetlana Krachevskaya	URS	21.42
1981	Ilona Slupianek	GDR	21.61	Helena Fibingerová	TCH	21.57	Ines Müller	GDR	21.14
1982	Ilona Slupianek	GDR	21.80	Verzhinia Veselinova	BUL	21.61	Helena Fibingerová	TCH	21.55
1983	Ilona Slupianek	GDR	22.40	Helena Fibingerová	TCH	21.46	Zdeňka Šilhavá	TCH	21.05
1984	Natalya Lisovskaya	URS	22.53	Ilona Slupianek/Briesenick	GDR	21.85	Helena Fibingerová	TCH	21.60
1985	Natalya Lisovskaya	URS	21.73	Helena Fibingerová	TCH	21.47i	Natalya Akhrimenko	URS	21.08
1986	Natalya Lisovskaya	URS	21.70	Claudia Losch	FRG	21.46i	Ines Müller	GDR	21.45
1987	Natalya Lisovskaya	URS	22.63	Claudia Losch	FRG	22.19	Natalya Akhrimenko	URS	21.34
1988	Natalya Lisovskaya	URS	22.55	Li Meisu	CHN	21.76	Natalya Akhrimenko	URS	21.73
1989	Heike Hartwig	GDR	20.78	Huang Zhihong	CHN	20.73	Astrid Kumbernuss	GDR	20.54
1990	Sui Xinmei	CHN	21.66	Huang Zhihong	CHN	21.52	Astrid Kumbernuss	GDR	20.77
1991	Natalya Lisovskaya	URS	21.12	Huang Zhihong	CHN	20.85	Sui Xinmei	CHN	20.54i
1992	Svetlana Krivelyova	EUN	21.06	Belsis Laza	CUB	20.96	Natalya Lisovskaya	RUS	20.70i
1993	Svetlana Krivelyova	RUS	20.84	Huang Zhihong	CHN	20.57	Sui Xinmei	CHN	20.32
1994	Valentina Fedyushina	UKR	20.79i	Sui Xinmei	CHN	20.74	Zhang Lihong	CHN	20.54
1995	Astrid Kumbernuss	GER	21.22	Kathrin Neimke	GER	20.53	Huang Zhihong	CHN	20.07
1996	Astrid Kumbernuss	GER	20.97	Irina Khudorozhkina	RUS	20.32	Sui Xinmei	CHN	19.88
1997	Astrid Kumbernuss	GER	21.22	Vita Pavlysh	UKR	20.73	Sui Xinmei	CHN	20.25
1998	Vita Pavlysh	UKR	21.69	Irina Korzhanenko	RUS	20.82	Svetlana Krivelyova	RUS	20.53
1999	Irina Korzhanenko	RUS	21.15i	Svetlana Krivelyova	RUS	20.69i	Astrid Kumbernuss	GER	19.85
2000	Larisa Peleshenko	RUS	21.46	Svetlana Krivelyova	RUS	20.72	Yanina Korolchik	BLR	20.56
2001	Larisa Peleshenko	RUS	20.79	Yanina Korolchik	BLR	20.61	Svetlana Krivelyova	RUS	20.17
2002	Irina Korzhanenko	RUS	20.64	Svetlana Krivelyova	RUS	20.53	Vita Pavlysh	UKR	20.07
2003	Svetlana Krivelyova	RUS	20.77	Nadezhda Ostapchuk	BLR	20.56i	Irina Korzhanenko	RUS	20.55i
2004	Irina Korzhanenko	RUS	20.79	Vita Pavlysh	UKR	20.73i	Svetlana Krivelyova	RUS	20.69
2005	Nadezhda Ostapchuk	BLR	21.09	Nadine Kleinert	GER	20.06	Valerie Vili	NZL	19.87
2006	Valerie Vili	NZL	20.20	Natalya Mikhnevich	BLR	20.17	Yumileidi Cumbá	CUB	19.66
2007	Valerie Vili	NZL	20.54	Petra Lammert	GER	20.04	Nadine Kleinert	GER	19.77
2008	Natalya Mikhnevich	BLR	20.70	Valerie Vili	NZL	20.56	Yulia Leantsiuk	BLR	19.79
2009	Valerie Vili	NZL	21.07	Gong Lijiao	CHN	20.35	Nadine Kleinert	GER	20.20
2010	Valerie Adams/Vili	NZL	20.86	Gong Lijiao	CHN	20.13	Yanina Pravalinska	BLR	19.95
2011	Valerie Adams	NZL	21.24	Jill Camarena-Williams	USA	20.18	Gong Lijiao	CHN	20.11
2012	Valerie Adams	NZL	21.11	Yevgeniya Kolodko	RUS	20.22	Gong Lijiao	CHN	20.22
2013	Valerie Adams	NZL	20.98i	Christina Schwanitz	GER	20.41	Michelle Carter	USA	20.24
2014	Valerie Adams	NZL	20.67i	Christina Schwanitz	GER	20.22	Michelle Carter	USA	19.84
2015	Christina Schwanitz	GER	20.77	Gong Lijiao	CHN	20.34	Michelle Carter	USA	20.02
2016	Michelle Carter	USA	20.63	Gong Lijiao	CHN	20.43	Valerie Adams	NZL	20.42
2017	Gong Lijiao	CHN	20.11	Raven Saunders	USA	19.76	Dani Hill	USA	19.64
2018	Gong Lijiao	CHN	20.38	Christina Schwanitz	GER	20.06	Raven Saunders	USA	19.74
2019	Gong Lijiao	CHN	20.31	Chase Ealey	USA	19.68	Danniel Thomas-Dodd	JAM	19.55
2020	Gong Lijiao	CHN	19.70i	Auriol Dongmo	POR	19.53	Chase Ealey	USA	19.41
2021	Gong Lijiao	CHN	20.58	Jessica Ramsey	USA	20.12	Raven Saunders	USA	19.96

Discus Throw

1970	Karin Illgen	GDR	63.66	Tamara Danilova	URS	62.54	Liesel Westermann	FRG	62.02
1971	Faina Melnik	URS	64.88	Liesel Westermann	FRG	63.00	Tamara Danilova	URS	61.98
1972	Argentina Menis	ROU	67.32	Faina Melnik	URS	66.76	Liesel Westermann	FRG	64.96
1973	Faina Melnik	URS	69.48	Gabrielle Hinzmann	GDR	67.02	Argentina Menis	ROU	66.82
1974	Faina Melnik	URS	69.90	Maria Vergova	BUL	68.48	Gabrielle Hinzmann	GDR	66.22
1975	Faina Melnik	URS	70.20	Argentina Menis	ROU	67.88	Sabine Engel	GDR	67.34
1976	Faina Melnik	URS	70.50	Carmen Romero	CUB	69.08	Evelin Schlaak	GDR	69.00
1977	Sabine Engel	GDR	68.92	Faina Melnik/Veleva	URS	68.60	Marija Vergova	BUL	68.20
1978	Evelin Jahl	GDR	70.72	Faina Veleva	URS	70.34	Margitta Droese	GDR	68.48
1979	Evelin Jahl	GDR	69.82	Margitta Pufe	GDR	68.64	Faina Veleva	URS	68.28
1980	Maria Vergova	BUL	71.80	Evelin Jahl	GDR	71.50	Faina Melnik	URS	69.60
1981	Evelin Jahl	GDR	71.46	Maria Vergova	BUL	71.30	Valentina Kharchenko	URS	69.86
1982	Irina Meszynski	GDR	71.40	Maria Vergova	BUL	71.20	Tsvetanka Khristova	BUL	70.64
1983	Galina Savinkova	URS	73.26	Gisela Beyer	GDR	70.96	Maria Vergova/Petkova	BUL	70.74
1984	Zdeňka Šilhavá	TCH	74.56	Irina Meszynski	GDR	73.36	Galina Savinkova	URS	73.28
1985	Galina Savinkova	URS	72.96	Zdeňka Šilhavá	TCH	70.70	Maritza Martén	CUB	70.50
1986	Diana Sachse	GDR	73.26	Martina Hellmann	GDR	72.52			
				Tsvetanka Khristova	BUL	72.52			
1987	Diana Gansky-Sachse	GDR	74.08	Tsvetanka Khristova	BUL	73.22	Martina Hellmann	GDR	72.92
1988	Gabriele Reinsch	GDR	76.80	Ilke Wyludda	GDR	74.40	Daniela Costian	ROU	73.84
1989	Ilke Wyludda	GDR	74.56	Gabriele Reinsch	GDR	71.86	Maritza Martén	CUB	70.50

YEAR	FIRST		SECOND		THIRD		
1990	Ilke Wyludda	GDR	71.10	Gabriele Reinsch	GDR	69.34	Daniela Costian ROU 68.96
1991	Tsvetanka Khristova	BUL	71.02	Larisa Mikhalchenko	URS	69.20	Ilke Wyludda GER 69.12
1992	Xiao Yanling	CHN	71.68	Larisa Korotkevich	EUN	71.30	Ilke Wyludda GER 70.96
1993	Larisa Korotkevich	RUS	68.14	Olga Burova	RUS	67.40	Ellina Zvereva BLR 66.32
1994	Daniela Costian	AUS	68.72				Li Qiumei CHN 67.50
	Ilke Wyludda	GER	68.72				
1995	Mette Bergmann	NOR	69.68	Ilke Wyludda	GER	69.20	Ellina Zvereva BLR 68.84
1996	Ilke Wyludda	GER	69.66	Ellina Zvereva	BLR	68.60	Natalya Sadova RUS 67.22
1997	Xiao Yanling	CHN	70.00	Beatrice Faumuina	NZL	68.52	Irina Yatchenko BLR 68.32
1998	Franka Dietzsch	GER	68.91	Natalya Sadova	RUS	68.50	Nicoleta Grasu ROU 67.80
1999	Natalya Sadova	RUS	70.02	Franka Dietzsch	GER	69.51	Nicoleta Grasu ROU 68.80
2000	Nicoleta Grasu	ROU	68.70	Ellina Zvereva	BLR	68.40	Franka Dietzsch GER 68.06
2001	Natalya Sadova	RUS	68.57	Nicoleta Grasu	ROU	68.31	Ellina Zvereva BLR 67.10
2002	Natalya Sadova	RUS	67.73	Ellina Zvereva	BLR	66.16	Mélina Robert-Michon FRA 65.78
2003	Natalya Sadova	RUS	69.38	Věra Pospíšilová	CZE	67.71	Irina Yatchenko BLR 67.32
2004	Irina Yatchenko	BLR	69.14	Natalya Sadova	RUS	68.63	Ekaterini Vogoli GRE 67.72
2005	Věra Pospíšilová/Cechlová	CZE	66.81	Franka Dietzsch	GER	66.56	Natalya Sadova RUS 66.29
2006	Franka Dietzsch	GER	68.51	Natalya Sadova	RUS	66.85	Wioletta Potepa POL 66.01
2007	Franka Dietzsch	GER	68.06	Suzy Powell	USA	67.67	Becky Breisch USA 67.37
2008	Irina Yatchenko	BLR	67.89	Nicoleta Grasu	ROU	66.51	Stephanie Brown Trafton USA 66.17
2009	Li Yanfeng	CHN	66.40	Stephanie Brown Trafton	USA	66.21	Yarelis Barrios CUB 65.86
2010	Nadine Müller	GER	67.78	Sandra Perković	CRO	66.93	Becky Breisch USA 66.52
2011	Li Yanfeng	CHN	67.98	Sandra Perković	CRO	67.96	Nadine Müller GER 66.99
2012	Sandra Perković	CRO	69.11	Nadine Müller	GER	68.89	Yarelis Barrios CUB 68.03
2013	Sandra Perković	CRO	68.96	Gu Siyu	CHN	67.86	Yarelis Barrios CUB 67.36
2014	Sandra Perković	CRO	71.08	Gia Lewis-Smallwood	USA	69.17	Dani Samuels AUS 67.99
2015	Denia Caballero	CUB	70.65	Sandra Perković	CRO	70.08	Yaimé Pérez CUB 67.13
2016	Sandra Perković	CRO	70.88	Yaimé Pérez	CUB	68.86	Julia Fischer GER 68.49
2017	Sandra Perković	CRO	71.41	Dani Stevens	AUS	69.64	Yaimé Pérez CUB 69.19
2018	Sandra Perković	CRO	71.38	Dani Stevens	AUS	68.26	Yaimé Pérez CUB 67.82
2019	Yaimé Pérez	CUB	69.39	Denia Caballero	CUB	69.20	Sandra Perković CRO 68.58
2020	Valarie Allman	USA	70.15	Sandra Perković	CRO	65.93	Kristin Pudenz GER 65.58
2021	Valarie Allman	USA	71.16	Jorinde van Klinken	NED	70.22	Yaimé Pérez CUB 68.99

Hammer Throw

1989	Yelena Pichugina	URS	61.50	Aya Suzuki	JPN	61.20	Yelena Lapina URS 59.86
1990	Larisa Baranova	URS	61.96	Lyubov Vasilyeva	URS	61.48	Larisa Shtyrogizhnaya URS 60.60
1991	Alla Fyodorova	URS	64.44	Larisa Shtyrogizhnaya	URS	63.08	Lyubov Vasilyeva URS 61.80
1992	Olga Kuzenkova	EUN	65.40	Svetlana Sudak	EUN	62.70	Lyubov Vasilyeva/Karpova EUN 60.76
1993	Olga Kuzenkova	RUS	64.64	Svetlana Sudak	BLR	63.70	Mihaela Melinte ROU 62.52
1994	Svetlana Sudak	BLR	67.34	Olga Kuzenkova	RUS	66.84	Mihaela Melinte ROU 65.48
1995	Olga Kuzenkova	RUS	68.16	Mihaela Melinte	ROU	66.86	Debbie Sosimenko AUS 65.24
1996	Olga Kuzenkova	RUS	69.46	Mihaela Melinte	ROU	69.42	Alla Fyodorova/Davydova RUS 67.48
1997	Olga Kuzenkova	RUS	73.10	Mihaela Melinte	ROU	71.24	Ludmila Gubkina BLR 68.24
1998	Olga Kuzenkova	RUS	73.80	Mihaela Melinte	ROU	73.14	Ludmila Gubkina BLR 67.83
1999	Mihaela Melinte	ROU	76.07	Olga Kuzenkova	RUS	74.30	Tatyana Konstantinova RUS 72.09
2000	Olga Kuzenkova	RUS	75.68	Mihaela Melinte	ROU	72.19	Manuela Montebrun FRA 71.18
2001	Olga Kuzenkova	RUS	73.62	Kamila Skolimowska	POL	71.71	Katalin Divós HUN 70.79
2002	Olga Kuzenkova	RUS	73.07	Kamila Skolimowska	POL	72.60	Manuela Montebrun FRA 72.54
2003	Yipsi Moreno	CUB	75.14	Olga Kuzenkova	RUS	74.98	Manuela Montebrun FRA 74.50
2004	Yipsi Moreno	CUB	75.18	Olga Kuzenkova	RUS	75.02	Olga Tsander BLR 74.72
2005	Tatyana Lysenko	RUS	77.06	Olga Tsander	BLR	76.66	Yipsi Moreno CUB 74.95
2006	Tatyana Lysenko	RUS	77.80	Gulfiya Khanafeyeva	RUS	77.26	Oksana Menkova BLR 76.86
2007	Tatyana Lysenko	RUS	77.30	Kamila Skolimowska	POL	76.83	Yipsi Moreno CUB 76.36
2008	Oksana Menkova	BLR	77.32	Martina Hrasnová	SVK	76.82	Yipsi Moreno CUB 76.62
2009	Anita Włodarczyk	POL	77.96	Betty Heidler	GER	77.12	Martina Hrasnová SVK 76.90
2010	Anita Włodarczyk	POL	78.30	Betty Heidler	GER	76.38	Tatyana Lysenko RUS 76.03
2011	Betty Heidler	GER	79.42	Tatyana Lysenko	RUS	77.13	Zhang Wenxiu CHN 75.65
2012	Tatyana Lysenko	RUS	78.51	Betty Heidler	GER	78.07	Anita Włodarczyk POL 77.60
2013	Anita Włodarczyk	POL	78.46	Oksana Kondratyeva	RUS	77.13	Betty Heidler GER 76.48
2014	Anita Włodarczyk	POL	79.58	Betty Heidler	GER	78.00	Wang Zheng CHN 77.68
2015	Anita Włodarczyk	POL	81.08	Zhang Wenxiu	CHN	76.33	Betty Heidler GER 75.73
2016	Anita Włodarczyk	POL	82.98	Zhang Wenxiu	CHN	76.75	Betty Heidler GER 75.77
2017	Anita Włodarczyk	POL	82.87	Malwina Kopron	POL	76.85	Gwen Berry USA 76.77
2018	Anita Włodarczyk	POL	79.59	DeAnna Price	USA	78.12	Gwen Berry USA 77.78
2019	DeAnna Price	USA	78.24	Brooke Andersen	USA	76.75	Gwen Berry USA 76.46
2020	Hanna Malyshik	BLR	75.45	Alexandra Tavernier	FRA	75.23	Malwina Kopron POL 74.18
2021	DeAnna Price	USA	80.31	Anita Włodarczyk	POL	78.48	Brooke Andersen USA 78.18

YEAR	FIRST			SECOND			THIRD		
Javelin Throw (new model from 1999)									
1970	Petra Rivers	AUS	61.77	Daniela Jaworska	POL	61.44	Ruth Fuchs	GDR	60.60
1971	Ewa Gryziecka	POL	62.10	Daniela Jaworska	POL	62.06	Nina Marakina	URS	62.04
1972	Ruth Fuchs	GDR	65.06	Ewa Gryziecka	POL	62.70	Jacqueline Todten	GDR	62.54
1973	Ruth Fuchs	GDR	66.10	Elvīra Ozoliņa	URS	63.96	Kathy Schmidt	USA	63.42
1974	Ruth Fuchs	GDR	67.22	Jacqueline Todten	GDR	64.34	Felicija Kinder	POL	63.08
1975	Ruth Fuchs	GDR	66.46	Kathy Schmidt	USA	63.88	Tatyana Zhigalova	URS	63.22
1976	Ruth Fuchs	GDR	69.12	Kathy Schmidt	USA	66.52	Sabine Sebrowski-Kärgel	GDR	65.46
1977	Kathy Schmidt	USA	69.32	Ruth Fuchs	GDR	68.92	Theresa Sanderson	GBR	67.20
1978	Ruth Fuchs	GDR	69.16	Ute Richter	GDR	64.24	Eva Helmschmidt	FRG	64.04
1979	Ruth Fuchs	GDR	69.52	Eva Raduly	ROU	67.20	Ute Hommola	GDR	66.44
1980	Tatyana Biryulina	URS	70.08	Ruth Fuchs	GDR	69.96	Tessa Sanderson	GBR	69.70
1981	Antoaneta Todorova	BUL	71.88	Tessa Sanderson	GBR	68.86	Ute Hommola	GDR	67.24
1982	Sofia Sakorafa	GRE	74.20	Tiina Lillak	FIN	72.40	Anna Verouli	GRE	70.02
1983	Tiina Lillak	FIN	74.76	Tessa Sanderson	GBR	73.58	Sofia Sakorafa	GRE	72.28
1984	Petra Felke	GDR	74.72	Tiina Lillak	FIN	74.24	Anna Verouli	GRE	72.70
1985	Petra Felke	GDR	75.40	Fatima Whitbread	GBR	72.98	Ivonne Leal	CUB	71.82
1986	Fatima Whitbread	GBR	77.44	Petra Felke	GDR	75.04	Tiina Lillak	FIN	72.42
1987	Petra Felke	GDR	78.90	Fatima Whitbread	GBR	76.64	Ingrid Thyssen	FRG	69.68
1988	Petra Felke	GDR	80.00	Tiina Lillak	FIN	73.30	Tessa Sanderson	GBR	71.70
1989	Petra Felke	GDR	76.88	Trine Solberg	NOR	71.12	Beate Koch	GDR	70.76
1990	Petra Felke	GDR	73.08	Zhang Li	CHN	70.42	Karen Forkel	GDR	69.38
1991	Trine Solberg/Hattestad	NOR	71.44	Karen Forkel	GER	70.20	Petra Felke/Meier	GER	69.66
1992	Natalya Shikolenko	EUN	70.36	Karen Forkel	GER	69.58	Trine Hattestad	NOR	69.50
1993	Trine Hattestad	NOR	72.12	Natalya Shikolenko	BLR	68.96	Karen Forkel	GER	67.94
1994	Natalya Shikolenko	BLR	71.40	Trine Hattestad	NOR	71.32	Karen Forkel	GER	69.20
1995	Natalya Shikolenko	BLR	71.18	Steffi Nerius	GER	68.42	Trine Hattestad	NOR	67.16
1996	Steffi Nerius	GER	69.42	Felicia Tilea	ROU	69.26	Oksana Ovchinnikova	RUS	68.72
1997	Trine Hattestad	NOR	69.66	Tanja Damaske	GER	69.36	Joanna Stone	AUS	68.64
1998	Tanja Damaske	GER	70.10	Joanna Stone	AUS	69.85	Trine Hattestad	NOR	69.59
1999	Trine Hattestad	NOR	68.19	Mirela Tzelili	GRE	67.09	Tanja Damaske	GER	66.91
2000	Trine Hattestad	NOR	69.48	Osleidys Menéndez	CUB	67.83	Mirela Tzelili	GRE	67.51
2001	Osleidys Menéndez	CUB	71.54	Mirela Manjani-Tzelili	GRE	66.70	Sonia Bicet	CUB	66.54
2002	Mirela Manjani	GRE	67.47	Osleidys Menéndez	CUB	67.40	Sonia Bicet	CUB	65.52
2003	Mirela Manjani	GRE	66.52	Tatyana Shikolenko	RUS	66.00	Paula Huhtaniemi	FIN	64.90
2004	Osleidys Menéndez	CUB	71.53	Sonia Bicet	CUB	65.93	Nikola Brejchová	CZE	65.91
2005	Osleidys Menéndez	CUB	71.70	Christina Obergföll	GER	70.03	Sonia Bicet	CUB	67.67
2006	Christina Obergföll	GER	66.91	Barbora Špotáková	CZE	66.21	Sonia Bicet	CUB	65.97
2007	Christina Obergföll	GER	70.20	Barbora Špotáková	CZE	67.12	Steffi Nerius	GER	65.78
2008	Barbora Špotáková	CZE	72.28	Christina Obergföll	GER	69.81	Steffi Nerius	GER	68.34
2009	Christina Obergföll	GER	68.59	Barbora Špotáková	CZE	68.23	Steffi Nerius	GER	67.30
2010	Barbora Špotáková	CZE	68.66	Christina Obergföll	GER	68.63	Martina Ratej	SLO	67.16
2011	Barbora Špotáková	CZE	71.58	Christina Obergföll	GER	69.57	Sunette Viljoen	RSA	68.38
2012	Barbora Špotáková	CZE	69.55	Sunette Viljoen	RSA	69.35	Christina Obergföll	GER	67.04
2013	Mariya Abakumova	RUS	70.53	Christina Obergföll	GER	69.05	Kim Mickle	AUS	66.60
2014	Barbora Špotáková	CZE	67.99	Linda Stahl	GER	67.32	Hanna Hatsko-Fedusova	UKR	67.29
2015	Katharina Molitor	GER	67.69	Sunette Viljoen	RSA	66.62	Kim Mickle	AUS	66.57
2016	Vera Rebrik	RUS	67.30	Maria Andrejczyk	POL	67.11	Barbora Špotáková	CZE	66.87
2017	Sara Kolak	CRO	68.43	Barbora Špotáková	CZE	68.26	Lu Huihui	CHN	67.59
2018	Kathryn Mitchell	AUS	68.92	Christin Hussong	GER	67.90	Lu Huihui	CHN	67.69
2019	Lu Huihui	CHN	67.98	Kelsey-Lee Barber	AUS	67.70	Nikola Ogrodniková	CZE	67.40
2020	Lu Huihui	CHN	67.61	Liu Shiyang	CHN	67.29	Tatsiana Khaladovich	BLR	67.17
2021	Maria Andrejczyk	POL	71.40	Christin Hussong	GER	69.19	Maggie Malone	USA	67.40

Pentathlon (Points tables changed in 1964)

1970	Burglinda Pollak	GDR	5406	Heide Rosendahl	FRG	5398	Ingrid Mickler-Becker	FRG	5282
1971	Margrit Herbst	GDR	5305	Heide Rosendahl	FRG	5299	Valentina Tikhomirova	URS	5234
1972	Mary Peters	GBR	4801	Heide Rosendahl	FRG	4791	Burglinda Pollak	GDR	4768
1973	Burglinda Pollak	GDR	4932	Valentina Tikhomirova	URS	4754	Nadezhda Tkachenko	URS	4711
1974	Nadezhda Tkachenko	URS	4776	Burglinda Pollak	GDR	4684	Zoya Spasovkhodskaya	URS	4628
1975	Burglinda Pollak	GDR	4783	Nadezhda Tkachenko	URS	4701	Jane Frederick	USA	4676
1976	Eva Wilms	FRG	4924	Siegrun Siegl	GDR	4813	Ludmila Popovskaya	URS	4783
1977	Nadezhda Tkachenko	URS	4839	Eva Wilms	FRG	4823	Diane Jones	CAN	4639
1978	Diane Konihowski	CAN	4768	Nadezhda Tkachenko	URS	4746	Jane Frederick	USA	4704
1979	Yekaterina Smirnova	URS	4834	Jane Frederick	USA	4708	Kristine Nitzsche	GDR	4686
1980	Nadezhda Tkachenko	URS	5083	Olga Rukavishnikova	URS	4937	Olga Kuragina	URS	4875

YEAR	FIRST	SECOND	THIRD
Heptathlon (Points tables changed in 1985)			
1980	Yekaterina Gordiyenko URS 6144	Nadezhda Vinogradova URS 6114	Nina Golovina URS 6073
1981	Ramona Neubert GDR 6716	Sabine Everts FRG 6357	Olga Yakovleva URS 6343
1982	Ramona Neubert GDR 6773	Natalya Grachova URS 6611	Sabine Möbius GDR 6594
1983	Ramona Neubert GDR 6836	Sabine Paetz-Möbius GDR 6662	Anke Vater GDR 6532
1984	Sabine Paetz GDR 6867	Natalya Shubenkova URS 6799	Ramona Neubert GDR 6740
1985	Jackie Joyner USA 6718	Jane Frederick USA 6666	Małgorzata Nowak POL 6616
1986	Jackie Joyner-Kersey USA 7158	Anke Behmer-Vater GDR 6717	Natalya Shubenkova URS 6645
1987	Jackie Joyner-Kersey USA 7128	Anke Behmer GDR 6692	Svetlana Buraga URS 6585
1988	Jackie Joyner-Kersey USA 7291	Sabine John-Paetz GDR 6897	Anke Behmer GDR 6858
1989	Larisa Nikitina URS 7007	Anke Behmer GDR 6686	Remigija Nazarovienė URS 6604
1990	Jackie Joyner-Kersey USA 6783	Jane Flemming AUS 6695	Sabine Braun FRG 6688
1991	Jackie Joyner-Kersey USA 6878	Sabine Braun GER 6672	Peggy Beer GER 6494
1992	Jackie Joyner-Kersey USA 7044	Sabine Braun GER 6985	Irina Belova EUN 6845
1993	Jackie Joyner-Kersey USA 6837	Sabine Braun GER 6797	Ma Miaolan CHN 6750
1994	Heike Drechsler GER 6741	Sabine Braun GER 6665	Jackie Joyner-Kersey USA 6606
1995	Ghada Shouaa SYR 6715	Sabine Braun GER 6617	Irina Tyukhay RUS 6604
1996	Ghada Shouaa SYR 6942	Denise Lewis GBR 6645	Sabine Braun GER 6626
1997	Sabine Braun GER 6787	Denise Lewis GBR 6736	Remigija Nazarovienė LTU 6566
1998	Denise Lewis GBR 6559	Jackie Joyner-Kersey USA 6502	DeDee Nathan USA 6479
1999	Eunice Barber FRA 6861	Denise Lewis GBR 6724	DeDee Nathan USA 6577
2000	Eunice Barber FRA 6842	Denise Lewis GBR 6831	Yelena Prokhorova RUS 6765
2001	Eunice Barber FRA 6736	Yelena Prokhorova RUS 6694	Natalya Roshchupkina RUS 6551
2002	Carolina Klüft SWE 6542	Sabine Braun GER 6434	Shelia Burrell USA 6363
2003	Carolina Klüft SWE 7001	Eunice Barber FRA 6755	Natalya Sazanovich BLR 6524
2004	Carolina Klüft SWE 6952	Svetlana Sokolova RUS 6591	Austra Skujytė LTU 6435
2005	Eunice Barber FRA 6889	Carolina Klüft SWE 6887	Kelly Sotherton GBR 6547
2006	Carolina Klüft SWE 6740	Yuliya Ignatkina RUS 6463	Ludmila Blonska UKR 6448
2007	Carolina Klüft SWE 7032	Ludmila Blonska UKR 6832	Kelly Sotherton GBR 6510
2008	Nataliya Dobrynska UKR 6733	Hyleas Fountain USA 6667	Tatyana Chernova RUS 6618
2009	Jessica Ennis GBR 6731	Nataliya Dobrynska UKR 6558	Jennifer Oeser GER 6493
2010	Jessica Ennis GBR 6823	Nataliya Dobrynska UKR 6778	Jennifer Oeser GER 6683
2011	Jessica Ennis GBR 6790	Jennifer Oeser GER 6663	Karolina Tymieńska POL 6544
2012	Jessica Ennis GBR 6955	Kristina Savitskaya RUS 6681	Lilli Schwarzkopf GER 6649
2013	Hanna Melnychenko UKR 6586	Sharon Day-Monroe USA 6550	Brianne Theisen-Eaton CAN 6530
2014	Katarina Johnson-Thompson GBR 6682	Brianne Theisen-Eaton CAN 6641	Antoinette Nana Djimou FRA 6551
2015	Brianne Theisen-Eaton CAN 6808	Jessica Ennis-Hill GBR 6669	Carolin Schäfer GER 6547
2016	Nafissatou Thiam BEL 6810	Jessica Ennis-Hill GBR 6775	Brianne Theisen-Eaton CAN 6765
2017	Nafissatou Thiam BEL 7013	Carolin Schäfer GER 6836	Laura Ikauniece LAT 6815
2018	Nafissatou Thiam BEL 6816	Katarina Johnson-Thompson GBR 6759	Yorgelis Rodríguez CUB 6742
2019	Katarina Johnson-Thompson GBR 6981	Nafissatou Thiam BEL 6819	Erica Bougard USA 6663
2020	Ivona Dacic AUT 6419	Alina Shukh UKR 6386	Carolin Schäfer GER 6319
2021	Nafissatou Thiam BEL 6791	Annie Kunz USA 6703	Anouk Vetter NED 6689

20 Kilometres Walk

1987	Kerry Saxby AUS 1:32:51	Irina Strakhova URS 1:34:31	Tatyana Titova URS 1:34:31
1988	Kerry Saxby AUS 1:29:40	Nadezhda Ryashkina URS 1:32:33	Vera Makolova URS 1:34:03
1989	Olga Kardopoltseva URS 1:31:59	Kerry Saxby AUS 1:32:44	Nina Galyanina URS 1:34:16
1990	Olga Kardopoltseva URS 1:30:42	Tamara Surovtseva URS 1:31:59	Yelena Panfilova URS 1:35:24
1991	Marina Smyslova URS 1:32:38	Nadezhda Ryashkina URS 1:33:13	Tatyana Ragozina URS 1:33:25
1992	Tamara Romanova EUN 1:31:58	Olga Volkova EUN 1:32:05	Ludmila Lyubomirova EUN 1:32:21
1993	Ileana Salvador ITA 1:31:53	Olimpiada Ivanova RUS 1:33:03	Elisabetta Perrone ITA 1:33:37
1994	Yelena Gruzina RUS 1:31:56	Lyudmila Savinova RUS 1:31:59	Gu Yan CHN 1:32:08
1995	Liu Hongyu CHN 1:27:30	Song Lijuan CHN 1:27:54	Kong Yan CHN 1:28:18
1996	Feng Haixia CHN 1:29:15	Li Jingxue CHN 1:30:28	Olimpiada Ivanova RUS 1:30:58
1997	Erica Alfridi ITA 1:28:13	Rossella Giordano ITA 1:29:12	Vera Nacharkina RUS 1:30:31
1998	Tatyana Sibileva RUS 1:29:53	Susana Feitor POR 1:31:03	Katarzyna Radtke POL 1:31:46
1999	Nadezhda Ryashkina RUS 1:27:30	Liu Hongyu CHN 1:27:32	Natalya Fedoskina RUS 1:27:35
2000	Tatyana Gudkova RUS 1:25:18	Olga Polyakova RUS 1:25:20	Irina Stankina RUS 1:25:29
2001	Olimpiada Ivanova RUS 1:24:50	Wang Yan CHN 1:26:22	Wang Liping CHN 1:26:23
2002	Olimpiada Ivanova RUS 1:26:42	Yelena Nikolayeva RUS 1:27:02	Natalya Fedoskina RUS 1:27:45
2003	Yelena Nikolayeva RUS 1:26:22	Antonina Petrova RUS 1:27:14	Song Hongjuan CHN 1:27:16
2004	Song Hongjuan CHN 1:26:46	Olimpiada Ivanova RUS 1:26:54	Yelena Nikolayeva RUS 1:27:24
2005	Olimpiada Ivanova RUS 1:25:41	Irina Pudovkina RUS 1:26:28	Ryta Turava BLR 1:27:05
2006	Olga Kaniskina RUS 1:26:02	Margarita Turova BLR 1:26:11	Irina Petrova RUS 1:26:14
2007	Olga Kaniskina RUS 1:26:47	Margarita Turova BLR 1:27:10	Kjersti Plätzer NOR 1:27:41

YEAR	FIRST			SECOND			THIRD		
2008	Olga Kaniskina	RUS	1:25:11	Anisya Kirdyapkina	RUS	1:25:30	Tatyana Shernyakina	RUS	1:25:46
2009	Olga Kaniskina	RUS	1:24:56	Vera Sokolova	RUS	1:25:26			
				Anisya Kirdyapkina	RUS	1:25:26			
2010	Anisya Kirdyapkina	RUS	1:25:11	Vera Sokolova	RUS	1:25:35	Tatyana Sibileva	RUS	1:25:52
2011	Vera Sokolova	RUS	1:25:08	Liu Hong	CHN	1:27:17	Elmira Alembekova	RUS	1:27:35
2012	Qieyang Shenjie	CHN	1:25:16	Elmira Alembekova	RUS	1:25:27	Liu Hong	CHN	1:25:46
2013	Vera Sokolova	RUS	1:26:00	Irina Yumanova	RUS	1:27:00	Liu Hong	CHN	1:27:06
2014	Anisya Kirdyapkina	RUS	1:26:31	Liu Hong	CHN	1:26:58	Elmira Alembekova	RUS	1:27:02
2015	Liu Hong	CHN	1:24:38	Elmira Alembekova	RUS	1:24:47	Marina Pandakova	RUS	1:25:03
2016	Yelena Lashmanova	RUS	1:24:58	Olga Kaniskina	RUS	1:25:54	Liu Hong	CHN	1:25:56
2017	Yelena Lashmanova	RUS	1:25:18	Yekaterina Ryzhova	RUS	1:25:22	Yang Jiayu	CHN	1:26:18
2018	Yelena Lashmanova	RUS	1:23:39	Qieyang Shenjie	CHN	1:26:28	Mária Pérez	ESP	1:26:36
2019	Yang Jiayu	CHN	1:23:49	Liu Hong	CHN	1:24:27	Qieyang Shenjie	CHN	1:24:45
2020	Elvira Khasanova	RUS	1:26:43	Reykhana Kagramanova	RUS	1:26:50	Marina Novikova	RUS	1:27:25
2021	Yang Jiayu	CHN	1:23:49	Liu Hong	CHN	1:24:27	Qieyang Shenjie	CHN	1:24:45

35 Kilometres Walk

2018	Inês Henriques	POR	2:45:51	Olga Shargina	RUS	2:18:13	Liang Rui	CHN	2:49:23
2019	Klavdiya Afanasyeva	RUS	2:38:24	Margarita Nikiforova	RUS	2:44:00	Eleonora Giorgi	ITA	2:45:21
2020	Yelena Lashmanova	RUS	2:40:22+	Eleonora Giorgi	ITA	2:43:43	Vera Sokolova	RUS	2:43:56
2021	Darya Golubechkova	RUS	2:39:51	Margarita Nikiforova	RUS	2:43:14	Mária Pérez	ESP	2:44:17

50 Kilometres Walk

2015	Erin Talcott	USA	5:02:48	Michelle Turner	GBR	5:17:41	Michelle Thompson	AUS	5:33:10
2016	Zhou Kang	CHN	4:34:01	Wang Dan	CHN	4:38:56	Kseniya Radko	UKR	4:39:09
2017	Inês Henriques	POR	4:05:56	Yin Hang	CHN	4:08:58	Yang Shuqing	CHN	4:20:49
2018	Liang Rui	CHN	4:04:36	Yin Hang	CHN	4:09:09	Inês Henriques	POR	4:09:21
2019	Klavdiya Afanasyeva	RUS	3:57:08	Liu Hong	CHN	3:59:15	Li Maocuo	CHN	4:03:51
2020	Yelena Lashmanova	RUS	3:50:42	Margarita Nikiforova	RUS	3:59:56	Mar Juárez	ESP	4:15:46
2021	Margarita Nikiforova	RUS	4:03:07	Kristina Lyubushkina	RUS	4:19:37	Anastasiya Kalashnikova	RUS	4:29:37

4 x 100 Metres Relay

1967	Poland	44.0	United States	44.6		
			Cuba	44.6		
1968	United States	42.88	Cuba	43.36	USSR	43.41
					Australia	43.4
1969	German Democratic Republic	43.61	FR of Germany	44.09	Great Britain & NI	44.39
1970	Poland	43.7	German Democratic Republic	43.8	FR of Germany	43.9
1971	FR of Germany	43.28	German Democratic Republic	43.61	United States	44.45
1972	FR of Germany	42.81	German Democratic Republic	42.88	United States	43.07
1973	German Democratic Republic	42.96	FR of Germany	43.09	United States	43.72
1974	German Democratic Republic	42.51	FR of Germany	42.75	Poland	43.48
1975	German Democratic Republic	42.71	United States	42.90	Poland	43.08
1976	German Democratic Republic	42.50	FR of Germany	42.59	USSR	42.93
1977	German Democratic Republic	42.62	USSR	42.88	United States	43.53
1978	German Democratic Republic	42.27	USSR	42.54	Great Britain & NI	42.72
1979	German Democratic Republic	42.09	USSR	42.29	Great Britain & NI	43.18
1980	German Democratic Republic	41.60	USSR	42.10	Great Britain & NI	42.43
1981	German Democratic Republic	42.22	United States	42.82	USSR	43.01
1982	German Democratic Republic	41.97	United States	42.29	Great Britain & NI	42.66
1983	German Democratic Republic	41.53	United States	41.61	Bulgaria	42.38
1984	United States	41.65	German Democratic Republic	41.69	Bulgaria	42.44
1985	German Democratic Republic	41.37	USSR	42.00	Poland	42.71
1986	German Democratic Republic	41.84	United States	42.12	USSR	42.27
1987	United States	41.55	German Democratic Republic	41.79	Bulgaria	42.31
1988	German Democratic Republic	41.73	United States	41.98	USSR	42.01
1989	German Democratic Republic	41.87	United States	42.40	USSR	42.76
1990	German Democratic Republic	41.68	United States	42.34	USSR	42.67
1991	Germany	41.91	Jamaica	41.94	USSR	42.20
1992	United States	42.11	Unified Team	42.16	Jamaica	42.28
1993	Russia	41.49			Jamaica	41.94
	United States					
1994	United States	42.45	Germany	42.90	Nigeria	42.92
1995	United States	42.12	Jamaica	42.25	Russia	42.49
1996	United States	41.95	Bahamas	42.14	Jamaica	42.24
1997	United States	41.47	Jamaica	42.10	Bahamas	42.19
1998	United States	42.00	Bahamas	42.19	France	42.43
1999	Bahamas	41.92	France	42.06	Jamaica	42.15

YEAR	FIRST		SECOND		THIRD	
2000	Bahamas	41.95	United States	42.13		
			Jamaica	42.13		
2001	Germany	42.32	France	42.39	Jamaica	42.40
2002	France	42.41	Bahamas	42.44	Germany	42.29
2003	France	41.78	United States	41.83	Russia	42.62
2004	Jamaica	41.73	Russia	42.12	France	42.41
2005	United States	41.78	Jamaica	41.99	Belarus	42.56
2006	Russia	42.36	United States	42.56	Jamaica	43.10
2007	United States	41.98	Jamaica	42.01	Belgium	42.75
2008	Jamaica	42.24	United States	42.25	Belgium	42.54
2009	United States	41.58	Jamaica	41.88	Bahamas	42.29
2010	Ukraine	42.29	France	42.45	United States	42.49
2011	United States	41.56	Jamaica	41.70	Ukraine	42.51
2012	United States	40.82	Jamaica	41.41	Ukraine	42.04
2013	Jamaica	41.29	United States	41.67	France	42.25
2014	Jamaica	41.83	United States	41.88	Great Britain & NI	42.21
2015	Jamaica	41.07	United States	41.68	Trinidad & Tobago	42.03
2016	United States	41.01	Jamaica	41.36	Germany	41.62
2017	United States	41.82	Jamaica	41.85	Great Britain & NI	41.86
2018	Great Britain & NI	41.88	United States	42.05	Netherlands	42.15
2019	Jamaica	41.44	Germany	41.67	Great Britain	41.85
2020	Jamaica	43.47	Japan	44.00	Finland	44.09
2021	Jamaica	41.02	United States	41.45	Great Britain	41.55


4 x 400 Metres Relay

1969	Great Britain & NI	3:30.82	France	3:30.85	FR of Germany	3:32.7
1970	German Democratic Republic	3:32.0	United States	3:33.6	Great Britain & NI	3:34.4
1971	German Democratic Republic	3:29.28	United States	3:32.4	FR of Germany	3:33.03
					USSR	3:33.0
1972	German Democratic Republic	3:22.95	United States	3:25.15	FR of Germany	3:26.51
1973	USSR	3:28.3	German Democratic Republic	3:28.66	Bulgaria	3:28.8
					Poland	3:28.8
1974	German Democratic Republic	3:25.2	Finland	3:25.7	USSR	3:26.1
1975	German Democratic Republic	3:24.0	Great Britain & NI	3:25.6	USSR	3:27.0
1976	German Democratic Republic	3:19.23	United States	3:22.81	USSR	3:24.24
1977	German Democratic Republic	3:23.70	USSR	3:26.62	Poland	3:27.76
1978	German Democratic Republic	3:21.20	USSR	3:22.53	Poland	3:26.76
1979	German Democratic Republic	3:19.62	USSR	3:20.39	United States	3:27.36
1980	USSR	3:20.12	German Democratic Republic	3:20.35	Great Britain & NI	3:27.5
1981	German Democratic Republic	3:19.83	USSR	3:22.73	Czechoslovakia	3:27.13
1982	German Democratic Republic	3:19.04	Czechoslovakia	3:22.17	USSR	3:22.79
1983	German Democratic Republic	3:19.73	Czechoslovakia	3:20.32	USSR	3:21.16
1984	German Democratic Republic	3:15.92	United States	3:18.29	USSR	3:19.12
1985	USSR	3:18.58	German Democratic Republic	3:19.49	Czechoslovakia	3:26.59
1986	German Democratic Republic	3:16.87	United States	3:21.22	USSR	3:21.94
1987	German Democratic Republic	3:18.63	USSR	3:19.50	United States	3:21.04
1988	USSR	3:15.17	United States	3:15.51	German Democratic Republic	3:18.29
1989	German Democratic Republic	3:23.97	USSR	3:24.75	United States	3:26.23
1990	German Democratic Republic	3:21.02	USSR	3:23.34	United States	3:24.53
1991	USSR	3:18.43	United States	3:20.15	Germany	3:21.25
1992	Unified Team	3:20.20	United States	3:20.92	Great Britain & NI	3:24.23
1993	United States	3:16.71	Russia	3:18.38	Great Britain & NI	3:23.41
1994	United States	3:22.27	France	3:22.34	Russia	3:24.06
1995	Russia	3:22.24	United States	3:22.39	Jamaica	3:23.71
1996	United States	3:20.91	Nigeria	3:21.04	Germany	3:21.14
1997	Germany	3:20.92	United States	3:21.03	Jamaica	3:21.30
1998	Germany	3:23.03	Russia	3:23.56	Jamaica	3:24.76
1999	Russia	3:21.98	United States	3:22.09	Germany	3:22.43
2000	Nigeria	3:22.99	Jamaica	3:23.25	Russia	3:23.46
2001	Jamaica	3:20.65	United States	3:21.97		
			Germany	3:21.97		
2002	Germany	3:25.10	Russia	3:25.59	Australia	3:25.63
2003	United States	3:22.63	Russia	3:22.91	Jamaica	3:22.92
2004	United States	3:19.01	Russia	3:20.16	Jamaica	3:22.00
2005	Russia	3:20.32	United States	3:22.93	Jamaica	3:23.29
2006	United States	3:20.69	Russia	3:21.21	Belarus	3:26.19
2007	United States	3:18.55	Jamaica	3:19.73	Great Britain & NI	3:20.04
2008	United States	3:18.54	Jamaica	3:20.40	Great Britain & NI	3:22.68
2009	United States	3:17.83	Jamaica	3:21.15	Germany	3:25.08

YEAR	FIRST		SECOND		THIRD	
2010	Russia	3:23.76	Germany	3:24.07	Great Britain & NI	3:24.32
2011	United States	3:18.09	Jamaica	3:18.71	Great Britain & NI	3:23.05
2012	United States	3:16.87	Jamaica	3:20.95	Ukraine	3:23.57
2013	United States	3:20.41	Great Britain & NI	3:22.61	Jamaica	3:24.11
2014	United States	3:21.73	Jamaica	3:23.26	Nigeria	3:23.41
2015	Jamaica	3:19.13	United States	3:19.39	Great Britain & NI	3:23.62
2016	United States	3:19.06	Jamaica	3:20.34	Ukraine	3:24.54
2017	United States	3:19.02	Jamaica	3:23.64	Great Britain & NI	3:24.74
2018	Jamaica	3:24.00	United States	3:24.28	Nigeria	3:25.29
2019	United States	3:18.92	Poland	3:21.89	Jamaica	3:22.37
2020	Cuba	3:29.60	Belarus	3:31.06	Ukraine	3:34.21
2021	United States	3:16.85	Poland	3:20.53	Jamaica	3:21.24

Universal (Mixed) 4 x 400 Metres Relay (Single nation teams only)

2015	United States	3:19.54	South Africa	3:23.60		
			Canada	3:23.60		
2016	United States	3:13.20	Ukraine	3:23.86	Japan	3:24.70
2017	United States	3:13.88	Bahamas	3:14.42	Great Britain & NI	3:20.22
2018	India	3:15.71	Ukraine	3:17.05	Kazakhstan	3:19.52
2019	United States	3:09.34	Jamaica	3:11.78	Bahrain	3:11.82
2020	Switzerland	3:19.68	Belarus	3:20.14	Botswana	3:20.71
2021	Poland	3:09.87	Dominican Republic	3:10.21	United States	3:10.22



WORLD ATHLETICS
CHAMPIONSHIPS
OREGON 22





World Athletics
6-8, Quai Antoine 1er
BP 359
MC 98007 Monaco Cedex
T: +377 93 10 88 88
www.worldathletics.org