



PRO PLAYERS

# CANADIAN FOOTBALL LEAGUE ®



## CFL GUIDE & RECORD BOOK ®

2023 EDITION



The Argonauts celebrate their win in Grey Cup #109 (Photo: CFL)

A CANADIAN FOOTBALL LEAGUE PUBLICATION © 2023

## CANADIAN FOOTBALL LEAGUE ®

**Established January 17-19, 1958**

**CFL HEAD OFFICE / CFL.ca / LCF.ca**

**THIRD FLOOR, 50 WELLINGTON ST. EAST  
TORONTO, ONTARIO, CANADA M5E 1C8  
PHONE: (416) 322-9650 FAX: (416) 322-9651**

### FORMATION OF THE CANADIAN FOOTBALL LEAGUE

The Canadian Football League was established at meetings conducted across January 17 to January 19, 1958 in Winnipeg, Manitoba. The meetings culminated with the renaming of the Canadian Football Council (CFC), which had withdrawn from the Canadian Rugby Union (CRU) the game's governing body for Canada since 1891, as the Canadian Football League. Mr. G. Sydney Halter, Q.C. was named the first Commissioner of the CFL having served the same role in the CFC.

The CFL consists of two divisions each with their own unique roots. Today's CFL East Division began in 1907 as the Interprovincial Rugby Football Union (IRFU) with Toronto, Hamilton, Montreal and Ottawa as founding cities. The present-day CFL West Division was formed in 1936 as the Western Interprovincial Football Union (WIFU) with Winnipeg, Regina and Calgary as founding members.

In January 1958, these two independent but closely-tied leagues merged formally as the Canadian Football League, a process that had been negotiated over a number of years. Over those January 1958 meetings held at the Bessborough Hotel in Winnipeg, agreement-in-principle was reached on January 17th and within that framework, the final vote was conducted on January 19th to form a united CFL with consistent rules of the game applied across the country. The CFL's title game can be traced directly back to 1892 as the Dominion Senior Championship reflecting what began as a strictly amateur game. In 1909, Governor-General Lord Albert Grey, 4th Earl Grey donated a trophy that still bears his name, and the championship game from 1909 to the present gradually became known as the Grey Cup. In the 1930s with the addition of players from the United States along with its rapid growth in popularity, Canadian Football moved towards being a fully professional game. Since 1958, more than two million fans have attended the Grey Cup that is celebrated as a festival across the CFL and our country.

### CFL BOARD OF GOVERNORS

<b>COMMISSIONER</b>	Randy Ambrosie	<b>CHAIRMAN</b>	Scott Banda	<b>VICE-CHAIRMAN</b>	Bob Young
<b>BRITISH COLUMBIA</b>	Amar Doman Duane Vienneau	<b>HAMILTON</b>	Bob Young Scott Mitchell Doug Rye	<b>SASKATCHEWAN</b>	Greg Yuel Dave Pettigrew Craig Reynolds
<b>CALGARY</b>	John Bean John Hufnagel Jay McNeil	<b>MONTRÉAL</b>	Pierre Karl Peladeau Andre Brosseau Mark Weightman	<b>TORONTO</b>	Dale Lastman Bill Manning
<b>EDMONTON</b>	Tom Richards Kara Flynn Victor Cui	<b>OTTAWA</b>	John Ruddy Roger Greenberg Adrian Sciarra	<b>WINNIPEG</b>	Mike Pyle Wade Miller

### CFL BOARD OF GOVERNORS - CHAIRPERSONS SINCE 1958

G. Sydney Halter	1958	David Loeb	1973	Hon. William Davis	1987-88
Don McPherson	1959	Jim Hole	1974	R. Roy McMurtry	1989-91
Ralph Cooper	1960	Ralph Sazio	1975	Phil Kershaw	1992
Ralph Parliament	1961	Roy Jennings	1976	John H. Tory	1992-00
Jake Gaudaur	1962	Bill Hodgson	1977	David Braley	2001-03
E.M. (Eck) Duggan	1963	Jack Farley	1978	Paul Robson	2003-04
Samuel Berger	1964	David Berger	1979	Tom Robinson	2005
Patrick Mahoney	1965	R. Ross Smith	1980	Gene Dunn	2006-08
Ted Workman	1966	Terry Kieilty	1981	R. John Butler	2009-13
Allan McEachern	1967-68	Gordon Staseson	1982	Jim Lawson	2013-19
Lew Hayman	1969	Ralph Sazio	1983	Dale Lastman	2019-21
Neville Winograd	1970	Dallas Gendall	1984	Scott Banda	2022-Pres.
Samuel Berger	1971	L. Edmond Ricard	1985		
W.E. (Bill) Clarke	1972	Ronald M. Jones	1986		

# CANADIAN FOOTBALL LEAGUE



## 2023 CFL GUIDE & RECORD BOOK

Copyright © 2023 by the Canadian Football League  
All material contained herein has been compiled by the CFL.

All rights reserved. No part of this book may be reproduced in whole or in part in any form or by any means, electronic or mechanical, including photocopying, recording or by any information storage and retrieval system now known or hereafter invented without written permission from the Canadian Football League.

### CO-EDITORS:

<b>Steve Daniel</b>	Sr. Director, Team & Football Analytics	<b>Jeff Krever</b>	Sr. Director, CFL Player & Game Statistics
---------------------	---	--------------------	--

### CFL COMMUNICATIONS:

Lucas Barrett	Associate VP, Communications & Public Affairs
Olivier Poulin	Sr. Director, Communications & Public Affairs

### DISTRIBUTED BY:

Canadian Football League Third Floor, 50 Wellington Street East Toronto, ON M5E 1C8	Contact: (416) 322-9650 Websites: CFL.ca/ LCF.ca
---	--

### HISTORICAL NOTES FROM THE EDITORS - ACKNOWLEDGEMENTS:

Every effort has been made to ensure that the information presented in this publication is accurate, up-to-date, and in as much depth as possible. Each edition since the first extensive CFL manuals were done in 1966 and expanded in 1985, has involved significant additional off-season research in order to ensure the historical accuracy and relevance of the all-time Canadian football records presented here. That effort continues annually from our Co-Editors in creating a clear record of our long history. We trace that history back to the formation of our present-day East & West Divisions to 1909 (IRFU) and 1936 (WIFU) respectively.

A Record Book of this magnitude could never be produced alone and many individuals have contributed their research skills over the years. The information presented here builds on their foundational work and covers a span of more than a century of Canadian Football. The CFL recognizes those who contribute every day to the quality and depth of our statistical information.

The CFL's sophisticated statistical processes are led by Jeff Krever and Steve Daniel who work closely with our experienced stats crews in each CFL city and Communications staff. The Co-Editors work each and every play live and interactively to audit results in real time. This helps to ensure complete accuracy, full adherence to the CFL Rulebook and creation of in-depth data and results.

#### With our appreciation and recognition of ...

CFL Game-Day Statistician & Consultant: Doug Page, North Vancouver, BC  
All Stats Crews in every city ... 1909 to 2023  
Founding WIFU & IRFU Statisticians: Bill Hawrylak, Regina, SK & Gord Walker, Toronto, ON  
Canadian Football Researchers and former CFL Statisticians: Robert Sproule and Larry Robertson

**Follow the CFL's Official history and Football Operations source on Twitter**



---

**2023 CFL GUIDE & RECORD BOOK - TABLE OF CONTENTS**


---

<b>INTRODUCTION: INSIDE THE CFL</b>	<b>1-6</b>
Inside Cover / Copyright / Formation of the CFL; CFL Board of Governors	1-2
Frontispiece / Credits / Table of Contents	3-4
2023 CFL Schedule / CFL Commissioners / Randy Ambrosie - the 14th CFL Commissioner / Greg Dick - CFL Head Football Opns	5-6
<b>PART 1: CFL CLUBS</b>	<b>7-20</b>
<b>CFL CLUB DIRECTORIES:</b>	
2023 Club Directories: Team Information and Histories	7-15
CFL League-wide History and Milestones; All-Time CFL Head Coaches & General Manager Records	16-18
CFL All-Time Rivalries/Head-to-Head Records - West Division Clubs / East Division Clubs	19-20
<b>PART 2: CFL PLAYERS, COACHES &amp; DRAFT HISTORY</b>	<b>21-158</b>
<b>PLAYER SECTION:</b>	
PART 1: CFL Quarterbacks	21-28
PART 2: CFL Kickers	29-35
PART 3: Other CFL Running Backs & Receivers	36-66
PART 4: Defensive Players & Offensive Linemen	67-124
PART 5: Retired CFL Player Statistics - <b>Data for 2,300+ former players</b>	125-150
<b>CANADIAN FOOTBALL DRAFT – 1952 TO 2023:</b>	
Canadian Draft A/T Summary and Year-by-Year Drafted Player Leaders; 2022 and 2023 CFL Draft Recaps	151-152
Recent Canadian Drafts in Detail: 2018 to 2023; Previous Drafts & Territorial Exemptions: 1955 to 2017	153-158
<b>PART 3: 2022 CFL SEASON IN REVIEW</b>	<b>159-178</b>
- 2022 Final Standings and Scores; 2021 Team Statistics & Rankings	159-162
- 2022 Individual Player Statistics and Leaders; 2022 Top Regular Season Performances & 2022 Core CFL Analytics	163-175
- 2022 Game Participation Team-by-Team: Games played, Starts, Playoff & Grey Cup participation	176-178
<b>PART 4: CFL HISTORY</b>	<b>179-193</b>
- All-Time Canadian Football Standings & Scoring to 2022 by club-franchise	179
- Regular Season: Champions 1907 to 2023, Interlocking results 1961 to 2022	180-181
All-Time CFL Attendance: 1958 to 2022	182
- Year-by-Year Regular Season Standings & Post-Season Results: 1907 to 2022	183-193
<b>PART 5: THE CFL RECORD BOOK</b>	<b>194-251</b>
<b>CFL REGULAR SEASON TEAM &amp; INDIVIDUAL RECORDS:</b>	
- All-Time Team Season & Single-game Records to 2022	194-205
- Year-by-Year CFL-wide Statistics: 1954 to 2022	206-208
- All-Time Individual Leaders to 2022 by Statistical Category	209-218
- Individual Career, Season & Single-Game Records	219-231
- Year-by-Year Individual Leaders; All-Time 1,000-yard seasons - Rushing & Receiving	232-241
<b>CFL PLAYOFF RECORDS:</b>	
- All-Time Playoff Champions & Standings; Team & Individual Playoff Records to 2022	242-251
<b>PART 6: THE GREY CUP</b>	<b>252-276</b>
<b>GREY CUP HISTORY AND RECORDS:</b>	
Year-by-Year Grey Cup Results and Conditions; All-Time Grey Cup Standings, Sites, Facts & Figures	252-253
108th Grey Cup at Hamilton (2022); Official Game statistics, rosters, starters and officials	254
Grey Cup Team & Individual Records (Fully re-researched through 2022); Grey Cup awards	255-266
Grey Cup Game Official Game Summaries: 1909 to 2022	267-276
<b>PART 7: PLAYER RECOGNITION &amp; HISTORICAL REVIEW</b>	<b>277-320</b>
<b>CANADIAN FOOTBALL AWARDS &amp; ALL-STARS:</b>	
CFL Player Awards: 1953 to 2022; CFL Award Finalists and Division Awards	277-280
CFL Award Nominees by Team: 1953 to 2022	281-285
CFL All-Star Teams: 1962 to 2022; Index of All-Time CFL All-Stars: 1962 to 2022	286-295
Divisional All-Star Teams: 2003 to 2022; Index of All-Time Divisional All-Stars: 1936 to 2022	296-309
<b>CANADIAN FOOTBALL HALL OF FAME &amp; AWARDS:</b>	
Canadian Football Hall of Fame: Pre-CFL players, CFL-era players	310-313
CFHOF Builders; Commissioner's Award, Jake Gaudaur & Hugh Campbell Awards; Cdn Football Hall of Fame Reporters	314
<b>CANADIAN FOOTBALL HISTORICAL REVIEW:</b>	
A Review of Key Dates and Milestones in Early Canadian Football History	315-318
CFL Historical Firsts; CFL All-Star Game History; The CFL Logo in retrospective	319-320

---

**2023 CFL SCHEDULE**

**2023 CFL PRE-SEASON**

Gm	Date	Day	Loc	ET	Site	Aw	Hm	Gm	Date	Day	Loc	ET	Site	Aw	Hm
1	May 22	Mon	2:00	4:00	McMahon Stadium	EDM	CGY	6	Jun 01	Thu	7:30	7:30	Alumni (Guelph)	OTT	TOR
2	May 26	Fri	7:30	7:30	TD Place	MTL	OTT	7	Jun 01	Thu	7:30	10:30	BC Place	CGY	BC
3	May 27	Sat	2:00	4:00	The Brick Field	WPG	EDM	8	Jun 02	Fri	7:30	7:30	Molson Stadium	HAM	MTL
4	May 27	Sat	4:00	4:00	Tim Hortons Field	TOR	HAM	9	Jun 02	Fri	7:30	8:30	IG Field	SSK	WPG
5	May 27	Sat	5:00	7:00	Mosaic Stadium	BC	SSK								

**2023 CFL REGULAR SEASON**

Wk	Gm	Index	Date	Day	Loc	ET	Away	Home	Bye	Wk	Gm	Index	Date	Day	Loc	ET	Away	Home	Bye
1	10	5873	Jun 08	Thu	7:00	9:00	BC	CGY	TOR	12	53	5916	Aug 24	Thu	7:30	8:30	MTL	WPG	SSK
	11	5874	Jun 09	Fri	7:30	8:30	HAM	WPG			54	5917	Aug 25	Fri	7:30	7:30	CGY	TOR	
	12	5875	Jun 10	Sat	7:00	7:00	OTT	MTL			55	5918	Aug 26	Sat	4:00	7:00	HAM	BC	
	13	5876	Jun 11	Sun	5:00	7:00	SSK	EDM			56	5919	Aug 27	Sun	5:00	7:00	OTT	EDM	
2	14	5877	Jun 15	Thu	7:30	7:30	CGY	OTT	MTL	13	57	5920	Sep 02	Sat	7:30	7:30	BC	MTL	OTT
	15	5878	Jun 16	Fri	7:00	9:00	WPG	SSK			58	5921	Sep 03	Sun	4:00	6:00	WPG	SSK	
	16	5879	Jun 17	Sat	4:00	7:00	EDM	BC			59	5922	Sep 04	Mon	1:00	1:00	TOR	HAM	
	17	5880	Jun 18	Sun	7:00	7:00	HAM	TOR			60	5923	Sep 04	Mon	2:30	4:30	EDM	CGY	
3	18	5881	Jun 22	Thu	7:30	8:30	BC	WPG	OTT	14	61	5924	Sep 08	Fri	7:30	7:30	HAM	OTT	BC
	19	5882	Jun 23	Fri	7:30	7:30	MTL	HAM			62	5925	Sep 09	Sat	1:00	1:00	MTL	TOR	
	20	5883	Jun 24	Sat	5:00	7:00	SSK	CGY			63	5926	Sep 09	Sat	3:00	4:00	SSK	WPG	
	21	5884	Jun 25	Sun	5:00	7:00	TOR	EDM			64	5927	Sep 09	Sat	5:00	7:00	CGY	EDM	
4	22	5885	Jun 30	Fri	7:30	7:30	EDM	OTT	CGY	15	65	5928	Sep 15	Fri	7:00	7:00	TOR	MTL	CGY
	23	5886	Jul 01	Sat	7:00	7:00	WPG	MTL	SSK		66	5929	Sep 15	Fri	7:30	9:30	EDM	SSK	
	24	5887	Jul 03	Mon	7:00	7:00	BC	TOR	HAM		67	5930	Sep 16	Sat	4:00	4:00	WPG	HAM	BC
											68	5931	Sep 16	Sat	4:00	7:00	OTT	BC	
5	25	5888	Jul 06	Thu	7:00	9:00	EDM	SSK	TOR	16	69	5932	Sep 22	Fri	7:00	7:00	SSK	OTT	WPG
	26	5889	Jul 07	Fri	7:30	8:30	CGY	WPG			70	5933	Sep 22	Fri	7:30	9:30	BC	EDM	
	27	5890	Jul 08	Sat	7:00	7:00	OTT	HAM			71	5934	Sep 23	Sat	2:00	4:00	MTL	CGY	
	28	5891	Jul 09	Sun	4:00	7:00	MTL	BC			72	5935	Sep 23	Sat	7:00	7:00	HAM	TOR	
6	29	5892	Jul 13	Thu	7:00	9:00	HAM	EDM	BC	17	73	5936	Sep 29	Fri	7:00	8:00	TOR	WPG	EDM
	30	5893	Jul 14	Fri	7:30	7:30	TOR	MTL			74	5937	Sep 29	Fri	7:30	10:30	SSK	BC	
	31	5894	Jul 15	Sat	4:00	4:00	WPG	OTT			75	5938	Sep 30	Sat	4:00	4:00	MTL	OTT	
	32	5895	Jul 15	Sat	5:00	7:00	CGY	SSK			76	5939	Sep 30	Sat	7:00	7:00	CGY	HAM	
7	33	5896	Jul 20	Thu	7:30	8:30	EDM	WPG	MTL	18	77	5940	Oct 06	Fri	7:00	7:00	EDM	TOR	CGY
	34	5897	Jul 21	Fri	7:30	7:30	TOR	HAM			78	5941	Oct 06	Fri	7:00	10:00	WPG	BC	
	35	5898	Jul 22	Sat	4:00	7:00	SSK	BC			79	5942	Oct 07	Sat	5:00	7:00	HAM	SSK	
	36	5899	Jul 23	Sun	5:00	7:00	OTT	CGY			80	5943	Oct 09	Mon	1:00	1:00	OTT	MTL	
8	37	5900	Jul 28	Fri	7:30	7:30	HAM	OTT	WPG	19	81	5944	Oct 13	Fri	7:00	7:00	BC	HAM	WPG
	38	5901	Jul 29*	Sat	5:00	4:00	SSK	TOR			82	5945	Oct 13	Fri	7:30	9:30	SSK	CGY	
	39	5902	Jul 29	Sat	5:00	7:00	BC	EDM			83	5946	Oct 14	Sat	2:00	4:00	MTL	EDM	
	40	5903	Jul 30	Sun	7:00	7:00	CGY	MTL			84	5947	Oct 14	Sat	7:00	7:00	OTT	TOR	
9	41	5904	Aug 03	Thu	7:30	8:30	BC	WPG	EDM	20	85	5948	Oct 20	Fri	7:00	10:00	CGY	BC	HAM
	42	5905	Aug 04	Fri	7:00	9:00	TOR	CGY			86	5949	Oct 21	Sat	2:00	4:00	TOR	SSK	OTT
	43	5906	Aug 05	Sat	7:00	7:00	MTL	HAM			87	5950	Oct 21	Sat	6:00	7:00	EDM	WPG	MTL
	44	5907	Aug 06	Sun	5:00	7:00	OTT	SSK											
10	45	5908	Aug 10	Thu	7:00	9:00	WPG	EDM	HAM	21	88	5951	Oct 27	Fri	7:30	8:30	WPG	CGY	BC
	46	5909	Aug 11	Fri	7:30	7:30	SSK	MTL			89	5952	Oct 28	Sat	2:00	2:00	HAM	MTL	EDM
	47	5910	Aug 12	Sat	4:00	7:00	CGY	BC			90	5953	Oct 28	Sat	5:00	5:00	TOR	OTT	SSK
	48	5911	Aug 13	Sun	7:00	7:00	OTT	TOR											
11	49	5912	Aug 17	Thu	7:30	7:30	EDM	HAM	TOR	P1	91	ESF	Nov 4	Sat	3:00	3:00			
	50	5913	Aug 18	Fri	7:00	9:00	WPG	CGY			92	WSF	Nov 4	Sat	TBD	6:30			
	51	5914	Aug 19	Sat	7:00	7:00	MTL	OTT		P2	93	EF	Nov 11	Sat	3:00	3:00			
	52	5915	Aug 20	Sun	5:00	7:00	BC	SSK			94	WF	Nov 11	Sat	TBD	6:30			



<b>HISTORICAL NOTE - GAME INDEX</b>	<b>2023 TOUCHDOWN ATLANTIC</b>	<b>110TH GREY CUP CHAMPIONSHIP</b>
Index #s provide a unique identifier for all CFL-IRFU-WIFU games dating back to our formation. Gm #1: October 5, 1907	July 29, 2023 - TOR vs SSK Halifax, N.S. – Huskies Stadium	Hamilton, ON – Tim Hortons Field Sunday, November 19, 2023 at 6pm ET

# COMMISSIONER RANDY AMBROSIE



Randy Ambrosie is the 14<sup>th</sup> Commissioner of the Canadian Football League.

He works with CFL clubs and League Governors to bring to life CFL 2.0 – his vision for the league defined by operational excellence, international reach and the use of leading-edge data and analytics through a revolutionary partnership with Genius Sports. All of his efforts are focused on positioning the league for growth and long-term success.

In 2022, Randy and the CFL added a very important plank to the plan: a long-term, positive partnership with the Canadian Football League Players’ Association. The result was a new seven-year Collective Bargaining Agreement, which he described as a “win, win, win” result to help deliver a stronger CFL for players, teams and fans.

Randy annually travels across the country, deepening the roots of Canadian football fandom, while also reaching a new generation of fans. He continues to champion CFL expansion in hopes of building a league that unites and excites Canadians from coast to coast to coast. He works with CFL teams to promote youth participation in all types of football, and he frequently serves as a guest speaker to promote the positive impact the CFL and the game of football have on Canadians. He steadfastly believes that football is for everyone, and that the path ahead for the game is centred on diversity, inclusion and equity.

Before becoming Commissioner in 2017, Randy enjoyed a successful career in the financial services industry, as President and CEO of MacDougall, MacDougall and MacTier, and as President of AGF Funds Inc., in addition to senior roles with HSBC Securities, HSBC Brokerage USA, Merrill Lynch Canada and Midland Walwyn.

Randy’s love for the game is rooted in his nine-year CFL career as an offensive lineman with Calgary, Toronto and Edmonton, with whom he became a Grey Cup champion in 1993. His career spanned 142 regular season games and two Grey Cup appearances, the first coming in 1987 with the Argonauts. The Football Manitoba Hall of Fame member and Winnipeg native played for the University of Manitoba, where he earned his Honours Bachelor of Commerce.

Randy and his wife Barb have three daughters of whom they are enormously proud.

CFL COMMISSIONERS	CITY	FROM	TO	CFL COMMISSIONERS	CITY	FROM	TO
G. Sydney Halter	1 Winnipeg	Jan 19/58	Dec 31/66	Jim Lawson (Interim)	Toronto	Jan 10/15	Apr 28/15
Keith Davey	2 Toronto	Jan 1/67	Feb 22/67	Jeffrey L. Orridge	13 Toronto	Apr 29/15	Jun 30/17
Ted Workman	3 Montreal	Feb 23/67	Feb 23/67	Randy Ambrosie	14 Toronto	Jul 5/17	Present
Allan McEachern	4 Vancouver	Feb 24/67	Apr 1/68	<b>CFL CHAIR/PRESIDENT</b>	<b>CITY</b>	<b>YEARS</b>	<b>TO</b>
J.G. (Jake) Gaudaur	5 Hamilton	Apr 2/68	May 31/84	Bill Baker (Pres/COO)	Toronto	1989	Dec 31/89
Douglas H. Mitchell	6 Calgary	Jun 1/84	Dec 31/88	Roy McMurtry (Ch/CEO)	Toronto	1989-90	Jan 4/90
Donald J. Crump	7 Toronto	Jan 5/90	Dec 12/91	<b>CDN FOOTBALL COUNCIL</b>	<b>CITY</b>	<b>YEARS</b>	
Larry W. Smith	8 Montreal	Apr 1/92	Feb 27/97	Ralph Cooper, Chair	Toronto	1956-57	
John H. Tory	9 Toronto	Feb 27/97	Oct 31/00	R.H. Gillies, Sec-Tr	Regina	1956-57	
Michael R. Lysko	10 Toronto	Nov 1/00	Mar 19/02	D. Wes Brown, Sec-Tr	Ottawa	1956-57	
David Braley (Interim)	Burlington	Mar 20/02	Nov 22/02				
Tom E. Wright	11 Toronto	Nov 23/02	Mar 28/07				
Mark Cohon	12 Toronto	Mar 28/07	Jan 9/15				

## GREG DICK, CHIEF FOOTBALL OPERATIONS OFFICER & HEAD OF GREY CUP AND EVENTS



Greg oversees all football-related matters, including product review, player health and safety, discipline, rules, officiating, CBA negotiations, football operations administration, amateur football development and CFL security. He leads, manages and organizes the complete portfolio of League Office events, highlighted by those during Grey Cup Week and Touchdown Atlantic. He serves as Chair of the Canadian Football Hall of Fame’s Board of Directors and as a member of its Selection Committee.

He sits on the Board of Governors at his alma mater, Western University, and he previously served on the Board of Football Canada. His experience includes leadership roles at Four Seasons Hotels & Resorts, Ernst & Young, Streetcar Developments and as a senior executive at the National Hockey League Players’ Association.

Greg holds an Honours Bachelor of Science from Western, an MBA from the University of Toronto, and CA and CPA designations. As a defensive back for the Western Mustangs, he won the Vanier Cup in 1989 and three Yates Cups (1988-1990), and he captained the team in 1993.

## CFL EXECUTIVE MEMBERS

### Lisa Asher

Chief Financial Officer & Head of People and Office Operations

### Greg Dick

Chief Football Operations Officer & Head of Grey Cup and Events

### David Goldstein

Chief Operating Officer

### Tyler Mazereeuw

Chief Commercial Officer

BC LIONS FOOTBALL CLUB		ALL-TIME CLUB RECORD			
<b>DIVISION: CFL WEST</b>	<b>1954 to 2023</b>	<b>SEASONS PLAYED / YEARS IN PLAYOFFS</b>	<b>68</b>	<b>41</b>	
Club founded	Across 1951-1953	1st place finishes / Division Final	13	23	
First Season	1954 (WIFU)	Highest win pct.	In 2007	14-3-1	.806
Team Colours	Orange, Black and White	Longest win streak	In 2004-05		14
<b>STADIUM:</b>					
B.C. Place Stadium	Capacity: 56,000				
Open / Rebuilt: 1983 / 2011	Surface: FieldTurf				
<b>PRIOR FACILITIES:</b>					
Empire Stadium	1954 to 1982				
Empire Field (temporary)	2010 to 2011				
Attendance record	59,478 (Oct 27/84 vs Wpg)				
<b>BUSINESS OPERATIONS</b>					
10605 - City Parkway, Surrey, BC V3T 4C8					
Contact: (604) 930-5466, fanservices@bclions.com					
Web: www.bclions.com					
<b>CLUB EXECUTIVE</b>					
Owner, Chairman, Governor CFL Amar Doman					
President Duane Vienneau					
Co-General Managers Neil McEvoy, Rick Campbell					
Head Coach Rick Campbell					

HEAD COACH		Rick Campbell			
<b>W-L Record</b>	<b>W</b>	<b>L</b>	<b>T</b>	<b>Yrs</b>	
Overall	61	77	2	8	
With BC	17	15	0	2	
In 2023 - Yr Club: 3rd					
CFL: 2014-19 (Ott), 2021-23 (BC)					



ALL-TIME W-L RECORD	GP	W	L	T
<b>1954-2022</b>	<b>1,156</b>	<b>561</b>	<b>571</b>	<b>24</b>
Home Record	578	315	247	16
Road Record	578	246	324	8
Reg. Season PF / PA	27,471	27,030		
<b>POST-SEASON: 1959-2022</b>	<b>56</b>	<b>22</b>	<b>34</b>	<b>0</b>
Playoffs - Home Record	20	11	9	0
Playoffs - Road Record	36	11	25	0

2022 RESULTS
12-6, 2nd West, Lost West Div. Final

GREY CUP RECORD	GP	W	L
<b>RECORD</b>	<b>10</b>	<b>6</b>	<b>4</b>
<b>Last Gm</b>	In 2011 - BC 34, Winnipeg 23		
<b>Last Win</b>	In 2011 - BC 34, Winnipeg 23		
<b>Yrs Won</b>	1965, 1985, 1994, 2000, 2006 & 2011		

HEAD COACHES	W	L	T	Yrs	PI	GC	Yr1	Lst
BUONO, Wally	129	86	1	12	11	3	03	18
MATTHEWS, Don	56	23	1	5	4	2	83	87
RAPP, Vic	53	39	4	6	3	0	77	82
SKRIEN, Dave	42	45	5	7	3	2	61	67
BENEVIDES, Mike	33	21	0	3	3	0	12	14
RITCHIE, Dave	31	22	1	3	3	1	93	95
KEYS, Eagle	25	42	3	4	2	0	71	75
MOHNS, Greg	22	12	0	3	2	1	98	00
RITA, Adam	20	19	0	2	2	0	97	02
O'BILLOVICH, Bob	18	25	0	3	1	0	90	92
CAMPBELL, Rick	17	15	0	2	1	0	21	22

**YEAR BY YEAR RECORD:**

**WIFU 1954 to 1957, CFL 1958 to Present**

CLUB HISTORY		Regular Season						PL	GC	Home:			Away:		
Year	Head Coach	W	L	T	Fin	PF	PA			W	L	T	W	L	T
1954	Annis Stukus	1	15	0	5	100	345			1	7	0	0	8	0
1955	Annis Stukus	5	11	0	5	211	330			2	6	0	3	5	0
1956	Clem Crowe	6	10	0	4	251	361			4	4	0	2	6	0
1957	Clem Crowe	4	11	1	4	284	369			2	5	1	2	6	0
1958	Crowe, Edwards	3	13	0	5	202	399			1	7	0	2	6	0
1959	Wayne Robinson	9	7	0	3	306	301	P		5	3	0	4	4	0
1960	Wayne Robinson	5	9	2	4	296	356			3	4	1	2	5	1
1961	Robinson, Skrien	1	13	2	5	215	393			1	5	2	0	8	0
1962	Dave Skrien	7	9	0	4	346	342			3	5	0	4	4	0
1963	Dave Skrien	12	4	0	1	387	232	P	L	8	0	0	4	4	0
1964	Dave Skrien	11	2	3	1	328	168	P	W	6	0	2	5	2	1
1965	Dave Skrien	6	9	1	4	286	273			4	4	0	2	5	1
1966	Dave Skrien	5	11	0	5	254	269			2	6	0	3	5	0
1967	Skrien, Champion	3	12	1	5	239	319			2	5	1	1	7	0
1968	Jim Champion	4	11	1	4	217	318			1	6	1	3	5	0
1969	Champion, Parke	5	11	0	3	235	335	P		3	5	0	2	6	0
1970	Jackie Parker	6	10	0	4	295	384			4	4	0	2	6	0
1971	Eagle Keys	6	9	1	4	282	363			5	3	0	1	6	1
1972	Eagle Keys	5	11	0	5	254	380			4	4	0	1	7	0
1973	Eagle Keys	5	9	2	3	261	328	P		3	4	1	2	5	1
1974	Eagle Keys	8	8	0	3	306	299	P		4	4	0	4	4	0
1975	Keys, Murphy	6	10	0	5	276	331			3	5	0	3	5	0
1976	Cal Murphy	5	9	2	4	308	336			4	3	1	1	6	1
1977	Vic Rapp	10	6	0	2	369	326	P		5	3	0	5	3	0
1978	Vic Rapp	7	7	2	4	359	308			4	2	2	3	5	0
1979	Vic Rapp	9	6	1	3	328	333	P		5	2	1	4	4	0
1980	Vic Rapp	8	7	1	4	381	351			6	1	1	2	6	0
1981	Vic Rapp	10	6	0	3	438	377	P		5	3	0	5	3	0
1982	Vic Rapp	9	7	0	4	449	390			5	3	0	4	4	0
1983	Don Matthews	11	5	0	1	477	326	P	L	7	1	0	4	4	0
1984	Don Matthews	12	3	1	1	445	281	P		6	1	1	6	2	0
1985	Don Matthews	13	3	0	1	481	297	P	W	6	2	0	7	1	0
1986	Don Matthews	12	6	0	2	441	410	P		6	3	0	6	3	0
1987	Matthews, Donovan	12	6	0	1	502	370	P		8	1	0	4	5	0

CLUB HISTORY		Regular Season						PL	GC	Home:			Away:		
Year	Head Coach	W	L	T	Fin	PF	PA			W	L	T	W	L	T
1988	Larry Donovan	10	8	0	3	489	417	P	L	7	2	0	3	6	0
1989	L.Donovan, J.Galat	7	11	0	4	521	557			4	5	0	3	6	0
1990	Larry Kuharich+	6	11	1	4	520	620			2	6	1	4	5	0
1991	Bob O'Billovich	11	7	0	3	661	587	P		4	5	0	7	2	0
1992	Bob O'Billovich	3	15	0	4	472	667			2	7	0	1	8	0
1993	Dave Ritchie	10	8	0	4	574	583	P		5	4	0	5	4	0
1994	Dave Ritchie	11	6	1	3	604	456	P	W	7	2	0	4	4	1
1995	Dave Ritchie	10	8	0	3W	535	470	P		6	3	0	4	5	0
1996	Joe Paopao	5	13	0	4	410	486			3	6	0	2	7	0
1997	Adam Rita	8	10	0	4	429	536	P		5	4	0	3	6	0
1998	A.Rita, G.Mohns	9	9	0	3	394	427	P		4	5	0	5	4	0
1999	Greg Mohns	13	5	0	1	429	373	P		6	3	0	7	2	0
2000	G.Mohns, S.Buratto	8	10	0	3	513	529	P	W	5	4	0	3	6	0
2001	Steve Buratto	8	10	0	3	417	445	P		5	4	0	3	6	0
2002	S.Buratto, A.Rita	10	8	0	3	480	399	P		7	2	0	3	6	0
2003	Wally Buono	11	7	0	4	531	430	P		6	3	0	5	4	0
2004	Wally Buono	13	5	0	1	584	436	P	L	7	2	0	6	3	0
2005	Wally Buono	12	6	0	1	550	444	P		7	2	0	5	4	0
2006	Wally Buono	13	5	0	1	555	355	P	W	8	1	0	5	4	0
2007	Wally Buono	14	3	1	1	542	379	P		7	2	0	7	1	1
2008	Wally Buono	11	7	0	3	559	479	P		6	3	0	5	4	0
2009	Wally Buono	8	10	0	4	431	502	P		4	5	0	4	5	0
2010	Wally Buono	8	10	0	3	466	466	P		3	6	0	5	4	0
2011	Wally Buono	11	7	0	1	511	385	P	W	6	3	0	5	4	0
2012	Mike Benevides	13	5	0	1	479	354	P		8	1	0	5	4	0
2013	Mike Benevides	11	7	0	3	504	461	P		8	1	0	3	6	0
2014	Mike Benevides	9	9	0	4	380	365	P		4	5	0	5	4	0
2015	Jeff Tedford	7	11	0	3	437	486	P		4	5	0	3	6	0
2016	Wally Buono	12	6	0	2	545	454	P		6	3	0	6	3	0
2017	Wally Buono	7	11	0	5	469	501			3	6	0	4	5	0
2018	Wally Buono	9	9	0	4	423	473	P		7	2	0	2	7	0
2019	DeVone Claybrooks	5	13	0	5	411	452			3	6	0	2	7	0
2021	Rick Campbell	5	9	0	4	312	351			2	5	0	3	4	0
2022	Rick Campbell	12	6	0	2	525	405	P		6	3	0	6	3	0

**HISTORICAL NOTE**  
The BC Lions were formed across 1951 to 1953 and began play in the WIFU in 1954. Of note, historically they are unrelated to the single-season, WIFU Vancouver Grizzlies of 1941.

INDIVIDUAL CLUB RECORD HOLDERS - ALL-TIME LEADERS			
<b>Passing</b>	Damon Allen	27,621	<b>Scoring</b> Lui Passaglia 3,991
<b>Rushing</b>	Willie Fleming	6,125	<b>Touchdowns</b> Geroy Simon 94
<b>Receiving</b>	Geroy Simon	14,741	<b>Gms Played</b> Lui Passaglia 408



# CANADIAN FOOTBALL LEAGUE CLUBS

# CALGARY STAMPEDERS

CALGARY STAMPEDER FOOTBALL CLUB		ALL-TIME CLUB RECORD			
<b>DIVISION:</b> CFL WEST	<b>1945 to 2023</b>	<b>SEASONS PLAYED / YEARS IN PLAYOFFS</b>	<b>77</b>	<b>54</b>	
Club founded:	September 27, 1945 (WIFU)	1st place finishes / Division Final	21	37	
Founded originally as the "Calgary Grid Co-Op"		Highest win pct.	In 1948	12-0 1.000	
Team Colours	Red, White and Black	Longest win streak	In 1948-49	22	
<b>STADIUM:</b>					
McMahon Stadium	Capacity: 35,650				
Opened: 1960	Surface: FieldTurf				
<b>PRIOR FACILITIES:</b>					
Mewata Stadium	1945 to 1959				
Attendance record	45,010 (Oct 29/01 vs Mtl)				
<b>BUSINESS OPERATIONS</b>					
1817 Crowchild Trail NW					
Calgary, AB T2M 4R6					
Contact: (403) 289-0258					
Contact: customerservice@stampeders.com					
Web: www.stampeders.com					
<b>CLUB EXECUTIVE</b>					
Chairman & CFL Governor	John Bean				
Exec. Committee A. Libin, R. Peters & D. Sapunjis					
President & Exec. Committee	John Hufnagel				
Head Coach & General Manager	Dave Dickenson				

HEAD COACH		Dave Dickenson			
<b>W-L Record</b>	<b>W</b>	<b>L</b>	<b>T</b>	<b>Yrs</b>	
Overall	73	29	2	6	
With Calgary	73	29	2	6	
In 2023 - Yr Club: 7th					
CFL: 2016-2023 (Cgy)					



ALL-TIME W-L RECORD				
<b>1945-2022</b>	<b>GP</b>	<b>W</b>	<b>L</b>	<b>T</b>
1,258	693	544	21	
Home Record	629	402	217	10
Road Record	629	291	327	11
Reg. Season PF / PA	30,601	27,467		

GREY CUP RECORD				
<b>RECORD</b>	<b>GP</b>	<b>W</b>	<b>L</b>	<b>T</b>
17	8	9		
<b>Last Gm</b>	In 2018 - Calgary 27, Ottawa 16			
<b>Last Win</b>	In 2018 - Calgary 27, Ottawa 16			
<b>Yrs Won</b>	1948, 1971, 1992, 1998, 2001 2008, 2014 & 2018			

2022 RESULTS	
12-6, 3rd West, Lost West Div. S/F	

HEAD COACHES	W	L	T	Yrs	PI	GC	Yr1	Lst
BUONO, Wally	153	79	2	13	12	6	90	02
HUFNAGEL, John	102	41	1	8	8	3	08	15
DICKENSON, Dave	73	29	2	6	6	3	16	22
GOTTA, Jack	42	34	4	5	3	0	77	83
WILLIAMS, Jerry	41	26	1	5	0	1	65	81
LEAR, Les	40	30	0	5	3	2	48	52
DOBBS, Bobby	38	23	3	4	4	0	61	64
DUNCAN, Jim	38	38	1	5	2	2	69	73
HIGGINS, Tom	28	25	1	2	3	0	05	07
KUHARICH, Lary	24	22	0	3	1	0	87	89
DOUGLAS, Otis	22	34	2	5	1	0	56	60

## YEAR BY YEAR RECORD:

## WIFU 1945 to 1957, CFL 1958 to Present

CLUB HISTORY		Regular Season						PL GC		Home:			Away:		
Year	Head Coach	W	L	T	Fin	PF	PA	PL	GC	W	L	T	W	L	T
1945	Dean Griffing	--	--	--	--	--	--	P							
1946	Dean Griffing	5	3	0	1	60	37	P		3	1	0	2	2	0
1947	Dean Griffing	4	4	0	2	79	93	P		3	1	0	1	3	0
1948	Les Lear	12	0	0	1	218	61	P	W	6	0	0	6	0	0
1949	Les Lear	13	1	0	1	270	77	P	L	6	1	0	7	0	0
1950	Les Lear	4	10	0	4	152	253			3	4	0	1	6	0
1951	Les Lear	4	10	0	4	205	299			3	4	0	1	6	0
1952	Les Lear	7	9	0	3	293	340	P		2	6	0	5	3	0
1953	Bob Snyder	3	12	1	4	190	313			1	6	1	2	6	0
1954	Larry Siemering	8	8	0	4	271	165			6	2	0	2	6	0
1955	Jack Hennemier	4	12	0	5	209	299			3	5	0	1	7	0
1956	Hennemier/D'glas	4	12	0	5	229	410			3	5	0	1	7	0
1957	Otis Douglas	6	10	0	3	221	413	P		5	3	0	1	7	0
1958	Otis Douglas	6	9	1	4	314	312			4	3	1	2	6	0
1959	Otis Douglas	8	8	0	4	356	301			4	4	0	4	4	0
1960	Douglas/Owen	6	8	2	3	374	404	P		4	4	0	2	4	2
1961	Bobby Dobbs	7	9	0	3	300	311	P		1	7	0	6	2	0
1962	Bobby Dobbs	9	6	1	2	352	335	P		3	4	1	6	2	0
1963	Bobby Dobbs	10	4	2	2	427	323	P		6	1	1	4	3	1
1964	Bobby Dobbs	12	4	0	2	352	249	P		6	2	0	6	2	0
1965	Jerry Williams	12	4	0	1	340	243	P		7	1	0	5	3	0
1966	Jerry Williams	6	9	1	4	227	259			3	4	1	3	5	0
1967	Jerry Williams	12	4	0	1	382	219	P		7	1	0	5	3	0
1968	Jerry Williams	10	6	0	2	412	249	P	L	5	3	0	5	3	0
1969	Jim Duncan	9	7	0	2	327	314	P		4	4	0	5	3	0
1970	Jim Duncan	9	7	0	3	293	209	P	L	6	2	0	3	5	0
1971	Jim Duncan	9	6	1	1	290	218	P	W	6	2	0	3	4	1
1972	Jim Duncan	6	10	0	4	331	394			5	3	0	1	7	0
1973	Duncan/Wood	6	10	0	4	214	368			5	3	0	1	7	0
1974	Jim Wood	6	10	0	5	287	307			4	4	0	2	6	0
1975	J.Wood/B.Baker	6	10	0	4	387	363			4	4	0	2	6	0
1976	B.Baker/J.Tiller	2	12	2	5	316	442			1	5	2	1	7	0
1977	Jack Gotta	4	12	0	5	241	327			3	5	0	1	7	0
1978	Jack Gotta	9	4	3	2	381	311	P		6	1	1	3	3	2
1979	Jack Gotta	12	4	0	2	382	278	P		6	2	0	6	2	0
1980	Ardell Wiegandt	9	7	0	3	407	355	P		7	1	0	2	6	0
1981	Wiegandt/William	6	10	0	5	306	367			5	3	0	1	7	0
1982	Jack Gotta	9	6	1	3	403	440	P		5	3	0	4	3	1
1983	Jack Gotta	8	8	0	4	425	378			4	4	0	4	4	0

CLUB HISTORY		Regular Season						PL GC		Home:			Away:		
Year	Head Coach	W	L	T	Fin	PF	PA	PL	GC	W	L	T	W	L	T
1984	Steve Buratto	6	10	0	5	314	425			4	4	0	2	6	0
1985	S.Buratto/B.Riley	3	13	0	5	256	429			2	6	0	1	7	0
1986	Bob Vespaziani	11	7	0	4	484	380	P		6	3	0	5	4	0
1987	Vespaziani, Kuharich	10	8	0	3	453	517	P		5	4	0	5	4	0
1988	Lary Kuharich	6	12	0	4	395	476			4	5	0	2	7	0
1989	Lary Kuharich	10	8	0	2	495	466	P		5	4	0	5	4	0
1990	Wally Buono	11	6	1	1	588	566	P		7	2	0	4	4	1
1991	Wally Buono	11	7	0	2	596	552	P	L	7	2	0	4	5	0
1992	Wally Buono	13	5	0	1	607	430	P	W	8	1	0	5	4	0
1993	Wally Buono	15	3	0	1	646	418	P		9	0	0	6	3	0
1994	Wally Buono	15	3	0	1	698	355	P		9	0	0	6	3	0
1995	Wally Buono	15	3	0	1	631	404	P	L	8	1	0	7	2	0
1996	Wally Buono	13	5	0	1	608	365	P		8	1	0	5	4	0
1997	Wally Buono	10	8	0	2	519	443	P		8	1	0	2	7	0
1998	Wally Buono	12	6	0	1	558	397	P	W	6	3	0	6	3	0
1999	Wally Buono	12	6	0	2	503	393	P	L	7	2	0	5	4	0
2000	Wally Buono	12	5	1	1	604	495	P		8	1	0	4	4	1
2001	Wally Buono	8	10	0	2	478	476	P	W	4	5	0	4	5	0
2002	Wally Buono	6	12	0	5	438	512			4	5	0	2	7	0
2003	Jim Barker	5	13	0	5	323	502			4	5	0	1	8	0
2004	Matt Dunigan	4	14	0	5	396	552			3	6	0	1	8	0
2005	Tom Higgins	11	7	0	2	529	443	P		5	4	0	6	3	0
2006	Tom Higgins	10	8	0	2	477	426	P		8	1	0	2	7	0
2007	Tom Higgins	7	10	1	3	473	527	P		5	3	1	2	7	0
2008	John Hufnagel	13	5	0	1	595	420	P	W	7	2	0	6	3	0
2009	John Hufnagel	10	7	1	2	514	443	P		6	2	1	4	5	0
2010	John Hufnagel	13	5	0	1	626	459	P		7	2	0	6	3	0
2011	John Hufnagel	11	7	0	3	511	476	P		5	4	0	6	3	0
2012	John Hufnagel	12	6	0	2	535	430	P	L	7	2	0	5	4	0
2013	John Hufnagel	14	4	0	1	549	413	P		8	1	0	6	3	0
2014	John Hufnagel	15	3	0	1	511	347	P	W	7	2	0	8	1	0
2015	John Hufnagel	14	4	0	2	478	346	P		8	1	0	6	3	0
2016	Dave Dickenson	15	2	1	1	586	369	P	L	9	0	0	6	2	1
2017	Dave Dickenson	13	4	1	1	523	349	P	L	7	2	0	6	2	1
2018	Dave Dickenson	13	5	0	1	522	363	P	W	7	2	0	6	3	0
2019	Dave Dickenson	12	6	0	2	482	407	P		7	2	0	5	4	0
2021	Dave Dickenson	8	6	0	3	315	263	P		3	4	0	5	2	0
2022	Dave Dickenson	12	6	0	3	562	397	P		5	4	0	7	2	0

HISTORICAL NOTE	
The Calgary Stampeders were formed on September 29, 1945. The Club is unrelated to the earlier WIFU-founding Calgary Bronks that operated from 1936 to 1940. Note: This matches what is recognized as official club history.	

INDIVIDUAL CLUB RECORD HOLDERS - ALL-TIME LEADERS			
<b>Passing</b>	Bo Levi Mitchell	32,541	<b>Scoring</b> Mark McLoughlin 2,954
<b>Rushing</b>	Joffrey Reynolds	9,213	<b>Touchdown</b>

# CANADIAN FOOTBALL LEAGUE CLUBS

# EDMONTON ELKS



EDMONTON ELKS		ALL-TIME CLUB RECORD			
<b>DIVISION:</b> CFL WEST	<b>1938-39, 1949 to 2023</b>	<b>SEASONS PLAYED / YEARS IN PLAYOFFS</b>	<b>75</b>	<b>59</b>	
Club founded	In 1911	1st place finishes / Division Final	23	44	
First Season	1938 (WIFU), 1911 (WCRFU)	Highest win pct.	In 1981	14-1-1 .906	
Team Colours	Green, Gold and White	Longest win streak	In 1954-55	14	
<b>STADIUM:</b>					
Brick Field at Commonwealth	Capacity: 59,537				
Stadium, Opened: 1978	Surface: FieldTurf				
<b>PRIOR FACILITIES:</b>					
Clarke Stadium	1938 to 1939, 1949 to 1978				
Attendance record	62,444 (Sep 5/03 vs Cgy)				
<b>BUSINESS OPERATIONS</b>					
11000 Stadium Rd Edmonton, AB T5H 4E2					
Phone: (780) 448-3757					
Contact: (780) 448-3757, service@goelks.com					
Web: www.goelks.com					
<b>CLUB EXECUTIVE</b>					
Chairman, Governor	Ian Murray				
VP Football Opns, General Mgr	Chris Jones				
Head Coach	Chris Jones				

HEAD COACH		Chris Jones		
<b>W-L Record</b>	<b>W</b>	<b>L</b>	<b>T</b>	<b>Yrs</b>
Overall	57	51	0	6
With Edmonton	30	24	0	3
In 2023 - Yr Club: 4th				
CFL: 2014-15 (Edm), 2016-2018 (Ssk)				
2022-2023 (Edm)				

ALL-TIME W-L RECORD				
<b>1938-39, 1949-2022</b>	<b>GP</b>	<b>W</b>	<b>L</b>	<b>T</b>
1,249	695	536	18	
Home Record	631	400	224	7
Road Record	632	298	323	11
Reg. Season PF / PA	30,128	27,075		
<b>POST-SEASON: 1950-2022</b>				
Playoffs - Home Record	55	39	16	0
Playoffs - Road Record	52	21	31	0

2022 RESULTS	
4-14, 5th West, No playoffs	

GREY CUP RECORD			
<b>RECORD (ALL)</b>	<b>GP</b>	<b>W</b>	<b>L</b>
25	14	11	
<b>PRE-WIFU/CFL (1921-22)</b>			
2	0	2	
<b>Last Gm</b> In 2015 - Edmonton 26, Ottawa 20			
<b>Yrs Won</b> 1954 to 1956, 1975, 1978 to 1982, 1987, 1993, 2003, 2005 & 2015			

HEAD COACHES	W	L	T	Yrs	PI	GC	Yr1	Lst
LANCASTER, Ron	83	43	0	7	7	2	91	97
CAMPBELL, Hugh	70	21	5	6	6	6	77	82
JAUCH, Ray	65	43	4	7	6	3	70	76
IVY, Frank	50	14	0	4	4	3	54	57
FARAGALLI, Joe	46	24	0	4	4	2	87	90
HIGGINS, Tom	44	28	0	4	4	2	01	04
MAAS, Jason	39	33	0	4	3	0	16	19
PARKER, Jackie	38	21	1	5	4	1	83	87
KEYS, Eagle	38	40	2	5	3	1	59	63
ARMSTRONG, Neill	37	56	3	6	3	0	64	69
MACIOCIA, Danny	33	38	1	4	2	1	05	08

## YEAR BY YEAR RECORD:

## WIFU 1938-1939, 1949 to 1957, CFL 1958 to Present

CLUB HISTORY		Regular Season						PL GC		Home:			Away:		
Year	Head Coach	W	L	T	Fin	PF	PA	PL	GC	W	L	T	W	L	T
1938	Bob Fritz	0	8	0	4	29	117			0	4	0	0	4	0
1939	Bob Fritz	3	8	0	4	80	147			3	2	0	0	6	0
1949	Annis Stukus	4	10	0	3	93	235			2	5	0	2	5	0
1950	Annis Stukus	7	7	0	3	201	197	P		4	3	0	3	4	0
1951	Annis Stukus	8	6	0	2	306	262	P		5	2	0	3	4	0
1952	Frank Filchock	9	6	1	2	291	280	P	L	5	3	0	4	3	1
1953	Darrell Royal	12	4	0	1	276	157	P		6	2	0	6	2	0
1954	Frank Ivy	11	5	0	1	255	163	P	W	7	1	0	4	4	0
1955	Frank Ivy	14	2	0	1	286	117	P	W	8	0	0	6	2	0
1956	Frank Ivy	11	5	0	1	358	235	P	W	7	1	0	4	4	0
1957	Frank Ivy	14	2	0	1	475	142	P		8	0	0	6	2	0
1958	Sam Lyle	9	6	1	2	312	292	P		5	2	1	4	4	0
1959	Eagle Keys	10	6	0	2	370	221	P		5	3	0	5	3	0
1960	Eagle Keys	10	6	0	2	318	225	P	L	5	3	0	5	3	0
1961	Eagle Keys	10	5	1	2	334	257	P		4	3	1	6	2	0
1962	Eagle Keys	6	9	1	5	310	346			2	6	0	4	3	1
1963	Eagle Keys	2	14	0	5	220	425			2	6	0	0	8	0
1964	Neill Armstrong	4	12	0	4	222	458			2	6	0	2	6	0
1965	Neill Armstrong	5	11	0	5	257	400			3	5	0	2	6	0
1966	Neill Armstrong	6	9	1	3	251	328	P		2	6	0	4	3	1
1967	Neill Armstrong	9	6	1	3	266	246	P		5	3	0	4	3	1
1968	Neill Armstrong	8	7	1	3	228	288	P		4	3	1	4	4	0
1969	Neill Armstrong	5	11	0	4	241	246			2	6	0	3	5	0
1970	Ray Jauch	9	7	0	2	282	287	P		6	2	0	3	5	0
1971	Ray Jauch	6	10	0	5	237	305			4	4	0	2	6	0
1972	Ray Jauch	10	6	0	2	380	368	P		7	1	0	3	5	0
1973	Ray Jauch	9	5	2	1	329	284	P	L	5	1	2	4	4	0
1974	Ray Jauch	10	5	1	1	345	247	P	L	6	2	0	4	3	1
1975	Ray Jauch	12	4	0	1	432	370	P	W	7	1	0	5	3	0
1976	Ray Jauch	9	6	1	3	311	367	P		4	4	0	5	2	1
1977	Hugh Campbell	10	6	0	1	412	320	P	L	5	3	0	5	3	0
1978	Hugh Campbell	10	4	2	1	452	301	P	W	4	3	1	6	1	1
1979	Hugh Campbell	12	2	2	1	495	219	P	W	8	0	0	4	2	2
1980	Hugh Campbell	13	3	0	1	505	281	P	W	6	2	0	7	1	0
1981	Hugh Campbell	14	1	1	1	576	277	P	W	8	0	0	6	1	1
1982	Hugh Campbell	11	5	0	1	544	323	P	W	6	2	0	5	3	0
1983	Kettela, Parker	8	8	0	3	450	377	P		4	4	0	4	4	0
1984	Kettela, Parker	9	7	0	3	464	443	P		6	2	0	3	5	0

CLUB HISTORY		Regular Season						PL GC		Home:			Away:		
Year	Head Coach	W	L	T	Fin	PF	PA	PL	GC	W	L	T	W	L	T
1985	Jackie Parker	10	6	0	3	432	373	P		6	2	0	4	4	0
1986	Jackie Parker	13	4	1	1	540	365	P	L	8	1	0	5	3	1
1987	Jackie Parker	11	7	0	2	617	462	P	W	7	2	0	4	5	0
1988	Parker/Faragalli	11	7	0	1	477	408	P		8	1	0	3	6	0
1989	Joe Faragalli	16	2	0	1	644	302	P		9	0	0	7	2	0
1990	Joe Faragalli	10	8	0	2	612	510	P	L	7	2	0	3	6	0
1991	Joe Faragalli	12	6	0	1	671	569	P		7	2	0	5	4	0
1992	Ron Lancaster	10	8	0	2	552	515	P		5	4	0	5	4	0
1993	Ron Lancaster	12	6	0	2	507	372	P	W	7	2	0	5	4	0
1994	Ron Lancaster	13	5	0	2	518	401	P		8	1	0	5	4	0
1995	Ron Lancaster	13	5	0	2	599	359	P		7	2	0	6	3	0
1996	Ron Lancaster	11	7	0	2	459	354	P	L	7	2	0	4	5	0
1997	Ron Lancaster	12	6	0	1	479	400	P		7	2	0	5	4	0
1998	Ron Lancaster	9	9	0	2	396	450	P		5	4	0	4	5	0
1999	Kay Stephenson	6	12	0	3	459	502	P		2	7	0	4	5	0
2000	Don Matthews	10	8	0	2	527	520	P		5	4	0	5	4	0
2001	Don Matthews	9	9	0	1	439	463	P		5	4	0	4	5	0
2002	Tom Higgins	13	5	0	1	516	450	P	L	8	1	0	5	4	0
2003	Tom Higgins	13	5	0	1	569	414	P	W	8	1	0	5	4	0
2004	Tom Higgins	9	9	0	2	532	472	P		7	2	0	2	7	0
2005	Tom Higgins	11	7	0	3	453	421	P	W	7	2	0	4	5	0
2006	Danny Maciocia	7	11	0	4	399	468			5	4	0	2	7	0
2007	Danny Maciocia	5	12	1	4	400	509			3	5	1	2	7	0
2008	Danny Maciocia	10	8	0	4	512	526	P		7	2	0	3	6	0
2009	Danny Maciocia	9	9	0	3	469	502	P		5	4	0	4	5	0
2010	Richie Hall	7	11	0	4	382	545			5	4	0	2	7	0
2011	Richie Hall	11	7	0	2	427	401	P		6	3	0	5	4	0
2012	Kavis Reed	7	11	0	4	422	450	P		5	4	0	2	7	0
2013	Kavis Reed	4	14	0	4	421	519			1	8	0	3	6	0
2014	Chris Jones	12	6	0	2	492	340	P		7	2	0	5	4	0
2015	Chris Jones	14	4	0	1	466	341	P	W	8	1	0	6	3	0
2016	Jason Maas	10	8	0	4	549	496	P		5	4	0	5	4	0
2017	Jason Maas	12	6	0	3	510	495	P		6	3	0	6	3	0
2018	Jason Maas	9	9	0	5	482	471			7	2	0	2	7	0
2019	Jason Maas	8	10	0	4	406	400	P		5	4	0	3	6	0
2021	Jaime Elizondo	3	11	0	5	246	378			0	7	0	3	4	0
2022	Chris Jones	4	14	0	5	354	599			0	9	0	4	5	0

**HISTORICAL NOTE**  
The Edmonton Football Club was formed in 1907 as an amateur club. It joined the WIFU in 1938, playing two seasons prior to WW II before ceasing operation. It returned to the WIFU permanently in 1949. In 2020, the Club elected to discontinue use of its original nickname out of respect for First Nations.

INDIVIDUAL CLUB RECORD HOLDERS - ALL-TIME LEADERS			
<b>Passing</b>	Ricky Ray	40,531	<b>Scoring</b> Sean Fleming 2,573
<b>Rushing</b>	Johnny Bright	9,936	<b>Touchdowns</b> Brian Kelly 97
<b>Receiving</b>	Brian Kelly	11,169	<b>Gms Played</b> Rod Connop 274

# CANADIAN FOOTBALL LEAGUE CLUBS

# HAMILTON TIGER-CATS

HAMILTON TIGER-CATS		ALL-TIME CLUB RECORD			
<b>DIVISION:</b> CFL EAST	<b>1950 to 2023</b>	<b>SEASONS PLAYED / YEARS IN PLAYOFFS</b>	<b>72</b>	<b>57</b>	
Club founded	In 1950 via merger (IRFU/ORFU)	1st place finishes / Division Final	20	39	
First Season	1950 (IRFU)	Highest win pct.	In 2019	15-3 .833	
Team Colours	Black, Gold and White	Longest win streak	In 1972	10	
<b>STADIUM:</b>					
Tim Hortons Field	Capacity: 24,300				
Opened: 2014	Surface: FieldTurf				
<b>PRIOR FACILITIES:</b>					
Ivor Wynne (Civic) Stadium	1950 to 2012				
Attendance record	35,394 (Nov 7/76 vs Tor)				
<b>BUSINESS OPERATIONS</b>					
500 Sherman Ave. N. Hamilton, ON L8L 8J6					
(905) 547-2287, customerservice@tigers.ca					
Web: www.tigers.ca					
<b>CLUB EXECUTIVE</b>					
Owner/Caretaker	Bob Young				
Chief Executive Officer	Scott Mitchell				
President, COO	Matt Afinec				
President, FB Ops	Orlando Steinauer				
Head Coach	Orlando Steinauer				

HEAD COACH		Orlando Steinauer			
<b>W-L Record</b>	<b>W</b>	<b>L</b>	<b>T</b>	<b>Yrs</b>	
Overall	31	19	0	3	
With Hamilton	31	19	0	3	
In 2023 - Yr Club: 4th					
CFL: 2019-2023 (Ham)					



ALL-TIME W-L RECORD	GP	W	L	T
<b>1950-2022</b>	<b>1,164</b>	<b>559</b>	<b>588</b>	<b>17</b>
Home Record	582	334	241	7
Road Record	582	225	347	10
Reg. Season PF / PA	26,760	27,757		
<b>POST-SEASON: 1950-2022</b>	<b>95</b>	<b>46</b>	<b>48</b>	<b>1</b>
Playoffs - Home Record	47	30	17	0
Playoffs - Road Record	48	16	31	1

2022 RESULTS
8-10, 3rd East, Lost East Div. S/F

GREY CUP RECORD SINCE 1950		GP	W	L
<b>RECORD</b>		22	8	14
<b>Last Gm</b>	In 2021 - Hamilton 25, Winnipeg 33 OT			
<b>Last Win</b>	In 1999 - Hamilton 32, Calgary 21			
<b>Yrs Won</b>	1953, 1957, 1963, 1965, 1967, 1972, 1986 & 1999			

HEAD COACHES	W	L	T	Yrs	PI	GC	Yr1	Lst
TRIMBLE, Jim	60	36	2	7	6	5	56	62
BRUNO, Al	55	56	3	8	6	4	83	90
LANCASTER, Ron	55	66	1	7	4	2	98	06
SAZIO, Ralph	49	20	1	5	5	4	63	67
VOYLES, Carl	48	27	1	6	6	1	50	55
AUSTIN, Kent	36	44	0	5	4	1	13	17
STEINAUER, Orlandc	31	19	0	3	3	2	19	22
WILLIAMS, Jerry	30	29	1	4	3	1	72	75
BELLEFEUILLE, M	27	35	0	4	3	0	08	11
RESTIC, Joe	22	17	3	3	3	0	68	70
GREGORY, John	21	31	0	4	2	0	91	94

## YEAR BY YEAR RECORD:

## IRFU 1950 to 1957, CFL 1958 to Present

CLUB HISTORY	Year	Head Coach	Regular Season					PL	GC	Home:			Away:		
			W	L	T	Fin	PF			PA	W	L	T	W	L
1950	Carl Voyles	7	5	0	1	231	217	P		4	2	0	3	3	0
1951	Carl Voyles	7	5	0	2	229	131	P		4	2	0	3	3	0
1952	Carl Voyles	9	2	1	1	268	162	P		5	1	0	4	1	1
1953	Carl Voyles	8	6	0	2	229	243	P	W	5	2	0	3	4	0
1954	Carl Voyles	9	5	0	2	275	207	P		5	2	0	4	3	0
1955	Carl Voyles	8	4	0	2	271	193	P		6	0	0	2	4	0
1956	Jim Trimble	7	7	0	2	383	385	P		4	3	0	3	4	0
1957	Jim Trimble	10	4	0	1	250	189	P	W	6	1	0	4	3	0
1958	Jim Trimble	10	3	1	1	291	235	P	L	7	0	0	3	3	1
1959	Jim Trimble	10	4	0	1	298	162	P	L	6	1	0	4	3	0
1960	Jim Trimble	4	10	0	4	273	377			2	5	0	2	5	0
1961	Jim Trimble	10	4	0	1	340	293	P	L	5	2	0	5	2	0
1962	Jim Trimble	9	4	1	1	358	286	P	L	4	2	1	5	2	0
1963	Ralph Sazio	10	4	0	1	312	214	P	W	7	0	0	3	4	0
1964	Ralph Sazio	10	3	1	1	329	201	P	L	5	2	0	5	1	1
1965	Ralph Sazio	10	4	0	1	281	153	P	W	6	1	0	4	3	0
1966	Ralph Sazio	9	5	0	2	264	160	P		6	1	0	3	4	0
1967	Ralph Sazio	10	4	0	1	250	195	P	W	5	2	0	5	2	0
1968	Joe Restic	6	7	1	3	262	292	P		3	4	0	3	3	1
1969	Joe Restic	8	5	1	3	307	315	P		4	2	1	4	3	0
1970	Joe Restic	8	5	1	1	292	279	P		5	2	0	3	3	1
1971	Al Dorow	7	7	0	2	242	246	P		5	2	0	2	5	0
1972	Jerry Williams	11	3	0	1	372	262	P	W	6	1	0	5	2	0
1973	Jerry Williams	7	7	0	4	304	263			3	4	0	4	3	0
1974	Jerry Williams	7	9	0	3	279	313	P		6	2	0	1	7	0
1975	Jerry Williams	5	10	1	3	284	395	P		3	5	0	2	5	1
1976	G.Dickson, Shaw	8	8	0	2	269	348	P		4	4	0	4	4	0
1977	Bob Shaw	5	11	0	4	283	394			4	4	0	1	7	0
1978	Dimitroff, Payne	5	10	1	3	225	403	P		5	3	0	0	7	1
1979	John Payne	6	10	0	3	280	338	P		3	5	0	3	5	0
1980	John Payne	8	7	1	1	332	377	P	L	5	3	0	3	4	1
1981	Frank Kush	11	4	1	1	414	335	P		5	2	1	6	2	0
1982	Bud Riley	8	7	1	2	396	401	P		5	2	1	3	5	0
1983	B.Riley, A.Bruno	5	10	1	3	389	498	P		3	5	0	2	5	1
1984	Al Bruno	6	9	1	2	353	439	P	L	3	4	1	3	5	0
1985	Al Bruno	8	8	0	1	377	315	P	L	4	4	0	4	4	0

CLUB HISTORY	Year	Head Coach	Regular Season					PL	GC	Home:			Away:		
			W	L	T	Fin	PF			PA	W	L	T	W	L
1986	Al Bruno	9	8	1	2	405	366	P	W	6	3	0	3	5	1
1987	A.Bruno, T.Schmitz	7	11	0	3	470	509	P		3	6	0	4	5	0
1988	Al Bruno	9	9	0	3	478	465	P		6	3	0	3	6	0
1989	Al Bruno	12	6	0	1	519	517	P	L	7	2	0	5	4	0
1990	Bruno, Beckman	6	12	0	4	476	628			3	6	0	3	6	0
1991	Beckman, Gregory	3	15	0	4	400	599			2	7	0	1	8	0
1992	John Gregory	11	7	0	2	536	514	P		5	4	0	6	3	0
1993	John Gregory	6	12	0	2	316	567	P		4	5	0	2	7	0
1994	Gregory, Sutherin	4	14	0	5	435	562			2	7	0	2	7	0
1995	Don Sutherin	8	10	0	4N	427	509	P		5	4	0	3	6	0
1996	Don Sutherin	8	10	0	3	426	576	P		5	4	0	3	6	0
1997	Sutherin, Bowman	2	16	0	4	362	549			1	8	0	1	8	0
1998	Ron Lancaster	12	5	1	1	503	351	P	L	6	2	1	6	3	0
1999	Ron Lancaster	11	7	0	2	603	378	P	W	7	2	0	4	5	0
2000	Ron Lancaster	9	9	0	2	470	446	P		5	4	0	4	5	0
2001	Ron Lancaster	11	7	0	2	440	420	P		7	2	0	4	5	0
2002	Ron Lancaster	7	11	0	3	427	524			6	3	0	1	8	0
2003	Ron Lancaster	1	17	0	4	293	583			1	8	0	0	9	0
2004	Greg Marshall	9	8	1	3	455	542	P		5	4	1	5	4	0
2005	Greg Marshall	5	13	0	4	383	583			5	4	0	0	9	0
2006	Marshall, Lancaster	4	14	0	4	292	495			2	7	0	2	7	0
2007	Charlie Taaffe	3	15	0	4	315	515			3	6	0	0	9	0
2008	Taaffe, Bellefeuille	3	15	0	4	441	593			2	7	0	1	8	0
2009	Marcel Bellefeuille	9	9	0	2	449	428	P		6	3	0	3	6	0
2010	Marcel Bellefeuille	9	9	0	2	481	450	P		5	4	0	4	5	0
2011	Marcel Bellefeuille	8	10	0	3	481	478	P		6	3	0	2	7	0
2012	George Cortez	6	12	0	4	538	576			5	4	0	1	8	0
2013	Kent Austin	10	8	0	2	453	468	P	L	6	3	0	4	5	0
2014	Kent Austin	9	9	0	1	417	395	P	L	7	2	0	2	7	0
2015	Kent Austin	10	8	0	2	530	391	P		5	4	0	5	4	0
2016	Kent Austin	7	11	0	2	507	502	P		3	6	0	4	5	0
2017	Austin, Jones	6	12	0	3	443	545			2	7	0	4	5	0
2018	June Jones	8	10	0	2	513	456	P		4	5	0	4	5	0
2019	Orlando Steinauer	15	3	0	1	551	344	P	L	9	0	0	6	3	0
2021	Orlando Steinauer	8	6	0	2	312	244	P	L	5	2	0	3	4	0
2022	Orlando Steinauer	8	10	0	3	421	473	P		6	3	0	2	7	0

**HISTORICAL NOTE**  
 The Hamilton Tiger-Cats were formed in 1950 as a merger of two older clubs. The long-time Hamilton Tigers of the ORFU, and the Wildcats of the IRFU. The Tiger-Cats Record Book covers only from 1950 forward as it was a new entity.

INDIVIDUAL CLUB RECORD HOLDERS - ALL-TIME LEADERS			
<b>Passing</b>	Danny McManus	33,841	<b>Scoring</b> Paul Osbaldiston 2,859
<b>Rushing</b>	Troy Davis	5,296	<b>Touchdowns</b> Earl Winfield 87
<b>Receiving</b>	Earl Winfield	10,119	<b>Gms Played</b> Garney Henley 216

MONTRÉAL ALOUETTES		ALL-TIME CLUB RECORD	
<b>DIV:</b> CFL EAST	<b>1946 to 1986, 1996 to 2023</b>	<b>SEASONS PLAYED / YEARS IN PLAYOFFS</b>	<b>67 51</b>
Club founded, first season	In 1946 (IRFU)	1st place finishes / Division Final	18 34
Team Colours	Red, White and Blue	Highest win pct.	In 2009 15-3 .833
<b>STADIUM / PRIOR FACILITIES:</b>		Longest win streak	3x: last in 2003 8
Molson Stadium (McGill U.)	Capacity: 25,012		
	1998 to Present		
Opened: 1915, Renov. 2009	Surface: FieldTurf		
Delorimier Stadium	1946 to 1953		
Molson Stadium	1954 to 1966, 1972		
Autostade	1967 to 1971, 1973 to 1975		
Olympic Stadium	1976 to 1986, 1996 to 1997		
Attend. record	69,093 Sep 6/77 vs Toronto		
<b>BUSINESS OPERATIONS</b>			
1260, boul. Robert-Bourassa, #100 Montreal, QC			
Ph: (514) 787-2525, services@montrealalouettes.com			
Web: www.montrealalouettes.com			
<b>CLUB EXECUTIVE</b>			
President and CEO	Mark Weightman		
General Manager	Danny Maciocia		
Head Coach	Jason Maas		

HEAD COACH		Jason Maas	
<b>W-L Record</b>	<b>W L T Yrs</b>		
Overall	39 33 0 4		
With Montréal	0 0 0 0		
In 2023 - Yr Club: 1st			
CFL: 2016-2019 (Edm)			



ALL-TIME W-L RECORD	GP	W	L	T
<b>1946-86, 1996-2022</b>	<b>1,050</b>	<b>516</b>	<b>513</b>	<b>21</b>
Home Record	525	307	207	11
Road Record	525	209	306	10
Reg. Season PF / PA	23,704	23,655		
<b>POST-SEASON: 1946-2022</b>	<b>74</b>	<b>38</b>	<b>36</b>	<b>0</b>
Playoffs - Home Record	37	27	10	0
Playoffs - Road Record	37	11	26	0

2022 RESULTS
9-9, 2nd East, Lost East Div. Final

HEAD COACHES	W	L	T	Yrs	GC	PI	Yr1	Lst
TRESTMAN, Marc	59	31	0	5	3	5	08	12
WALKER, Douglas	59	48	1	8	3	7	52	59
MATTHEWS, Don	58	28	0	5	3	4	02	06
LEVY, Marv	43	31	4	5	3	5	73	77
HAYMAN, Lew	37	33	2	6	1	3	46	51
SCANELLA, Joe	28	28	2	4	2	3	78	81
RITCHIE, Dave	25	10	1	2	0	2	97	98
TAAFFE, Charlie	24	12	0	2	1	2	99	00
POPP, Jim *	22	36	0	6	1	4	01	16
GALAT, Joe	19	41	2	4	0	1	82	85

**YEAR BY YEAR RECORD:**

**IRFU 1946 to 1957, CFL 1958 to 1986, 1996 to Present**

CLUB HISTORY		Regular Season						PL	GC	Home:			Away:		
Year	Head Coach	W	L	T	Fin	PF	PA			W	L	T	W	L	T
1946	Lew Hayman	7	3	2	1	211	118	P		4	1	1	3	2	1
1947	Lew Hayman	6	6	0	3	164	164			3	3	0	3	3	0
1948	Lew Hayman	7	5	0	2	221	172	P		4	2	0	3	3	0
1949	Lew Hayman	8	4	0	2	295	204	P	W	3	3	0	5	1	0
1950	Lew Hayman	6	6	0	3	192	261			5	1	0	1	5	0
1951	Lew Hayman	3	9	0	4	146	286			2	4	0	1	5	0
1952	Douglas Walker	2	10	0	4	136	278			1	5	0	1	5	0
1953	Douglas Walker	8	6	0	1	292	229	P		6	1	0	2	5	0
1954	Douglas Walker	11	3	0	1	341	148	P	L	7	0	0	4	3	0
1955	Douglas Walker	9	3	0	1	388	214	P	L	6	0	0	3	3	0
1956	Douglas Walker	10	4	0	1	478	361	P	L	6	1	0	4	3	0
1957	Douglas Walker	6	8	0	3	287	301	P		5	2	0	1	6	0
1958	Douglas Walker	7	6	1	2	265	269	P		5	1	1	2	5	0
1959	Douglas Walker	6	8	0	3	193	305	P		4	3	0	2	5	0
1960	Perry Moss	5	9	0	3	340	458	P		3	4	0	2	5	0
1961	Perry Moss	4	9	1	4	213	225			2	5	0	2	4	1
1962	Perry Moss	4	7	3	3	308	309	P		2	4	1	2	3	2
1963	Jim Trimble	6	8	0	3	277	297	P		5	2	0	1	6	0
1964	Jim Trimble	6	8	0	3	192	264	P		3	4	0	3	4	0
1965	Jim Trimble	5	9	0	3	183	215	P		2	5	0	3	4	0
1966	Darrell Mudra	7	7	0	3	156	215	P		3	4	0	4	3	0
1967	Kay Dalton	2	12	0	4	166	302			2	5	0	0	7	0
1968	Kay Dalton	3	9	2	4	234	327			2	4	1	1	5	1
1969	Kay Dalton	2	10	2	4	304	395			1	5	1	1	5	1
1970	Sam Etcheverry	7	6	1	3	246	279	P	W	5	1	1	2	5	0
1971	Sam Etcheverry	6	8	0	4	226	248			4	3	0	2	5	0
1972	Sam Etcheverry	4	10	0	3	246	353	P		2	5	0	2	5	0
1973	Marv Levy	7	6	1	3	273	238	P	W	4	2	1	3	4	0
1974	Marv Levy	9	5	2	1	339	271	P	L	6	0	2	3	5	0
1975	Marv Levy	9	7	0	2	353	345	P		3	5	0	6	2	0
1976	Marv Levy	7	8	1	3	305	273	P		5	3	0	2	5	1
1977	Marv Levy	11	5	0	1	311	245	P	W	6	2	0	5	3	0
1978	Joe Scanella	8	7	1	2	331	295	P	L	6	2	0	2	5	1
1979	Joe Scanella	11	4	1	1	351	284	P	L	7	1	0	4	3	1

CLUB HISTORY		Regular Season						PL	GC	Home:			Away:		
Year	Head Coach	W	L	T	Fin	PF	PA			W	L	T	W	L	T
1980	Joe Scanella	8	8	0	2	356	375	P		5	3	0	3	5	0
1981	Scanella, Eddy	3	13	0	3	267	518	P		3	5	0	0	8	0
1982	Joe Galat	2	14	0	4	267	502			2	6	0	0	8	0
1983	Joe Galat	5	10	1	4	367	447			2	5	1	3	5	0
1984	Joe Galat	6	9	1	3	386	404	P		3	4	1	3	5	0
1985	Galat, Durchik	8	8	0	2	284	332	P		5	3	0	3	5	0
1986	Gary Durchik	4	14	0	3	320	500			3	6	0	1	8	0
1996	Bob Price	12	6	0	2	534	469	P		7	2	0	5	4	0
1997	Dave Ritchie	13	5	0	2	509	532	P		8	1	0	5	4	0
1998	Dave Ritchie	12	5	1	2	470	435	P		6	3	0	6	2	1
1999	Charlie Taaffe	12	6	0	1	495	395	P		8	1	0	4	5	0
2000	Charlie Taaffe	12	6	0	1	594	379	P	L	7	2	0	5	4	0
2001	R.Rust, Popp	9	9	0	3	454	419	P		6	3	0	3	6	0
2002	Don Matthews	13	5	0	1	577	408	P	W	7	2	0	6	3	0
2003	Don Matthews	13	5	0	1	562	409	P	L	7	2	0	6	3	0
2004	Don Matthews	14	4	0	1	584	371	P		8	1	0	6	3	0
2005	Don Matthews	10	8	0	2	592	519	P	L	6	3	0	4	5	0
2006	Matthews, Popp	10	8	0	1	451	431	P	L	5	4	0	5	4	0
2007	Jim Popp	8	10	0	3	398	433	P		5	4	0	3	6	0
2008	Marc Trestman	11	7	0	1	610	443	P	L	7	2	0	4	5	0
2009	Marc Trestman	15	3	0	1	600	324	P	W	9	0	0	6	3	0
2010	Marc Trestman	12	6	0	1	521	475	P	W	7	2	0	5	4	0
2011	Marc Trestman	10	8	0	2	515	468	P		6	3	0	4	5	0
2012	Marc Trestman	11	7	0	1	478	489	P		7	2	0	4	5	0
2013	D.Hawkins, Popp	8	10	0	3	459	471	P		4	5	0	4	5	0
2014	Tom Higgins	9	9	0	2	360	394	P		6	3	0	3	6	0
2015	Higgins, Popp	6	12	0	4	388	402			3	6	0	3	6	0
2016	Popp, Chapdel'ne	7	11	0	3	383	415			3	6	0	4	5	0
2017	Chapdelaine, Reed	3	15	0	4	314	580			3	6	0	0	9	0
2018	Mike Sherman	5	13	0	3	345	512			2	7	0	3	6	0
2019	Khari Jones	10	8	0	2	479	485	P		6	3	0	4	5	0
2021	Khari Jones	7	7	0	3	346	305	P		3	4	0	4	3	0
2022	Jones, Maciocia	9	9	0	2	476	466	P		4	5	0	5	4	0

**HISTORICAL NOTES**  
 The history of Montreal football and its many incarnations is rich and varied, but challenging to characterise precisely. The present-day Alouettes are entirely unrelated to pre-1945 teams including the AAA Winged Wheelers (1907-1935). The Alouettes themselves consider their history to encompass the 1946 to 1986 seasons (including the Concordes years of 1982-85), and from 1996 to today. The team records for Baltimore (1994-95) however are NOT included despite the direct transfer of players from there to Montreal in 1996. The Baltimore CFL'ers/Stallions are deemed to be an entirely separate historical entity.

INDIVIDUAL CLUB RECORD HOLDERS - ALL-TIME LEADERS			
<b>Passing</b>	Anthony Calvillo	69,655	<b>Scoring</b> Don Sweet 1,333
<b>Rushing</b>	Mike Pringle	9,649	<b>Touchdowns</b> Wagner, Pringle 79
<b>Receiving</b>	Ben Cahoon	13,301	<b>Gms Played</b> Anthony Calvillo 269



OTTAWA REDBLACKS		ALL-TIME CLUB RECORD				
<b>DIV: CFL EAST</b>	<b>REDBLACKS: 2014 to 2023</b>	<b>SEASONS PLAYED / YEARS IN PLAYOFFS</b>		<b>96</b>	<b>52</b>	
Founded as Ottawa Football Club in 1876 (as an amateur club)		1st place finishes / Division Final		22	38	
Team Colours	Red, Black and White	<b>ALL-TIME W-L RECORD</b>				
First Season (IRFU 1907)		<b>GP</b>	<b>W</b>	<b>L</b>	<b>T</b>	
<b>STADIUM/PRIOR: (AT LANSLOWNE PARK SITE)</b>		<b>1907-96, 2002-05, 2014-22</b>	<b>1,173</b>	<b>508</b>	<b>646</b>	<b>19</b>
TD Place	Capacity: 24,000	Home Record	587	299	277	11
Opened: 2014	Surface: FieldTurf	Road Record	586	209	369	8
Varsity Oval	1907 to 1909	Rough Riders-Senators:	961	434	510	17
Lansdowne Park	1910 to 1996, 2002 to 2005	Renegades:	72	23	49	0
<b>BUSINESS OPERATIONS</b>		Redblacks:	140	51	87	2
1015 Bank Street Ottawa, ON K1S 3W7		Reg. Season PF / PA	23,343		25,884	
Phone: (613) 232-6767 x1		<b>POST-SEASON: 1907-2022</b>				
Website: www.ottawaredblacks.com		Playoffs - Home Record	85	44	41	0
<b>CLUB EXECUTIVE</b>		Playoffs - Road Record	48	34	14	0
Owners Ottawa Sports & Entertainment Group		<b>GREY CUP RECORD</b>				
Chief Executive Officer, OSEG	Mark Goudie	<b>RECORD</b>		18	10	8
President	Adrian Sciarra	<b>Last Gm</b>	In 2018 - Ottawa 16, Calgary 27			
General Manager	Shawn Burke	<b>Last Win</b>	In 2016 - Ottawa 39, Calgary 33			
Head Coach	Bob Dyce	<b>Yrs Won</b>	1925, 1926, 1940, 1951, 1960 1968, 1969, 1973, 1976 & 2016			

HEAD COACH		Bob Dyce			
<b>W-L Record</b>	<b>W</b>	<b>L</b>	<b>T</b>	<b>Yrs</b>	
Overall	4	9	0	2	
With Ottawa	1	3	0	1	
In 2023 - Yr Club: 3rd					
CFL: 2015 (Ssk), 2022-2023 (Ott)					



2022 RESULTS	
4-14, 4th East, No playoffs	

\* The Rough Riders name was in common use until 1913  
Until 1931 when it re-appeared, the Ottawa Football Club was referred to as the "Senators" or "Ottawas".

HEAD COACHES	W	L	T	Yrs	Pl	GC	Yr1	Lst
CLAIR, Frank	116	75	5	14	14	4	56	69
BRANCATO, George	82	90	4	11	10	2	74	84
CAMPBELL, Rick	44	62	2	6	4	3	14	19
GOTTA, Jack	30	26	0	4	3	1	70	73
MASTERS, Wally	29	18	1	5	2	0	33	50
TRIMBLE, Ross	23	7	0	5	5	2	37	45
PAOPAO, Joe	23	49	0	4	0	0	02	05
CROWE, Clem	21	31	0	4	1	1	51	54

**YEAR BY YEAR RECORD SINCE 1924:**

**IRFU 1907 to 1958, CFL 1958 to 1996, 2002-2005, 2014 to Present**

CLUB HISTORY		Regular Season						PL GC		Home:			Away:		
Year	Head Coach	W	L	T	Fin	PF	PA	PL	GC	W	L	T	W	L	T
1924	Dave McCann	2	4	0	3	29	33			1	2	0	1	2	0
1925	Dave McCann	4	1	1	1	48	24	P	W	3	0	0	1	1	1
1926	Dave McCann	5	1	0	1	72	57	P	W	3	0	0	2	1	0
1927	Dave McCann	3	2	1	2	44	47			1	1	1	2	1	0
1928	Walter Gilhooly	1	4	1	4	22	103			1	1	1	0	3	0
1929	Joe Miller	0	6	0	4	12	128			0	3	0	0	3	0
1930	Andy Davies	0	6	0	4	7	90			0	3	0	0	3	0
1931	Dave McCann	0	6	0	4	31	99			0	3	0	0	3	0
1932	Dave McCann	0	6	0	4	24	139			0	3	0	0	3	0
1933	Wally Masters	3	3	0	3	61	75			2	1	0	1	2	0
1934	Wally Masters	1	5	0	4	34	67			0	3	0	1	2	0
1935	Billy Hughes	5	4	0	3	104	98			3	2	0	2	2	0
1936	Billy Hughes	3	3	0	2	49	63	P	L	2	1	0	1	2	0
1937	Ross Trimble	3	3	0	2	52	46	P		2	1	0	1	2	0
1938	Ross Trimble	5	1	0	1	141	41	P		3	0	0	2	1	0
1939	Ross Trimble	5	1	0	1	145	44	P	L	2	1	0	3	0	0
1940	Ross Trimble	5	1	0	1	116	40	P	W	3	0	0	2	1	0
1945	Ross Trimble	5	1	0	1	105	40	P		2	1	0	3	0	0
1946	George Fraser	6	4	2	3	175	128			3	2	1	3	2	1
1947	Sammy Fox	8	4	0	1	170	103	P		4	2	0	4	2	0
1948	Wally Masters	10	2	0	1	264	130	P	L	5	1	0	5	1	0
1949	Wally Masters	11	1	0	1	261	170	P		5	1	0	6	0	0
1950	Wally Masters	4	7	1	4	182	231			3	2	1	1	5	0
1951	Clem Crowe	7	5	0	1	218	197	P	W	4	2	0	3	3	0
1952	Clem Crowe	5	7	0	3	200	238			3	3	0	2	4	0
1953	Clem Crowe	7	7	0	3	266	238			4	3	0	3	4	0
1954	Clem Crowe	2	12	0	4	129	337			1	6	0	1	6	0
1955	Chan Caldwell	3	9	0	4	174	337			2	4	0	1	5	0
1956	Frank Clair	7	7	0	3	326	359	P		4	3	0	3	4	0
1957	Frank Clair	8	6	0	2	326	237	P		6	1	0	2	5	0
1958	Frank Clair	6	8	0	3	233	243	P		5	2	0	1	6	0
1959	Frank Clair	8	6	0	2	275	217	P		4	3	0	4	3	0
1960	Frank Clair	9	5	0	2	400	283	P	W	5	2	0	4	3	0
1961	Frank Clair	8	6	0	2	359	285	P		4	3	0	4	3	0
1962	Frank Clair	6	7	1	2	339	302	P		2	4	1	4	3	0
1963	Frank Clair	9	5	0	2	326	284	P		7	0	0	2	5	0
1964	Frank Clair	8	5	1	2	313	228	P		6	1	0	2	4	1
1965	Frank Clair	7	7	0	2	300	234	P		5	2	0	2	5	0
1966	Frank Clair	11	3	0	1	278	177	P	L	7	0	0	4	3	0
1967	Frank Clair	9	4	1	2	337	207	P		6	1	0	3	3	1
1968	Frank Clair	9	3	2	1	416	271	P	W	5	1	1	4	2	1

CLUB HISTORY		Regular Season						PL GC		Home:			Away:		
Year	Head Coach	W	L	T	Fin	PF	PA	PL	GC	W	L	T	W	L	T
1969	Frank Clair	11	3	0	1	399	298	P	W	7	0	0	4	3	0
1970	Jack Gotta	4	10	0	4	255	279			2	5	0	2	5	0
1971	Jack Gotta	6	8	0	3	291	277	P		4	3	0	2	5	0
1972	Jack Gotta	11	3	0	2	298	228	P		5	2	0	6	1	0
1973	Jack Gotta	9	5	0	1	275	234	P	W	4	3	0	5	2	0
1974	George Brancato	7	9	0	2	261	271	P		4	4	0	3	5	0
1975	George Brancato	10	5	1	1	394	280	P		5	3	0	5	2	1
1976	George Brancato	9	6	1	1	411	346	P	W	5	3	0	4	3	1
1977	George Brancato	8	8	0	2	368	344	P		5	3	0	3	5	0
1978	George Brancato	11	5	0	1	395	261	P		7	1	0	4	4	0
1979	George Brancato	8	6	2	2	349	315	P		5	1	2	3	5	0
1980	George Brancato	7	9	0	3	353	393	P		5	3	0	2	6	0
1981	George Brancato	5	11	0	2	306	446	P	L	4	4	0	1	7	0
1982	George Brancato	5	11	0	3	376	462	P		3	5	0	2	6	0
1983	George Brancato	8	8	0	2	384	424	P		3	5	0	5	3	0
1984	George Brancato	4	12	0	4	354	507			3	5	0	1	7	0
1985	Joe Moss	7	9	0	3	272	402	P		5	3	0	2	6	0
1986	J.Moss, T.Dimitroff	3	14	1	4	346	514			1	7	1	2	7	0
1987	Fred Glick	3	15	0	4	377	598			2	7	0	1	8	0
1988	F.Glick, Bob Weber	2	16	0	4	278	618			1	8	0	1	8	0
1989	Steve Goldman	4	14	0	4	426	630			3	6	0	1	8	0
1990	Steve Goldman	7	11	0	3	540	602	P		4	5	0	3	6	0
1991	Goldman, Faragalli	7	11	0	3	522	577	P		5	4	0	2	7	0
1992	Ron Smeltzer	9	9	0	3	484	439	P		7	2	0	2	7	0
1993	Ron Smeltzer	4	14	0	3	387	517	P		2	7	0	2	7	0
1994	Adam Rita	4	14	0	4	480	647	P		2	7	0	2	7	0
1995	Jim Gilstrap	3	15	0	8N	348	685			3	6	0	0	9	0
1996	Gilstrap, J.Payne	3	15	0	4	353	524			2	7	0	1	8	0
2002	Joe Paopao	4	14	0	4	356	550			2	7	0	2	7	0
2003	Joe Paopao	7	11	0	3	467	581			6	3	0	1	8	0
2004	Joe Paopao	5	13	0	4	401	560			3	6	0	2	7	0
2005	Joe Paopao	7	11	0	3	458	578			5	4	0	2	7	0
2014	Rick Campbell	2	16	0	4	278	465			2	7	0	0	9	0
2015	Rick Campbell	12	6	0	1	464	454	P	L	7	2	0	5	4	0
2016	Rick Campbell	8	9	1	1	486	498	P	W	2	6	1	6	3	0
2017	Rick Campbell	8	9	1	2	495	452	P		3	5	1	5	4	0
2018	Rick Campbell	11	7	0	1	464	420	P	L	6	3	0	5	4	0
2019	Rick Campbell	3	15	0	4	312	564			1	8	0	2	7	0
2021	Paul LaPolice	3	11	0	4	224	384			1	6	0	2	5	0
2022	LaPolice, Dyce	4	14	0	4	380	475			0	9	0	4	5	0

**HISTORICAL NOTES**  
Historically, Ottawa teams are considered as a single entity with two intervals of non-participation (1997-2001 & 2006-2013). The Rough Riders team folded in 1996 and was followed in 2002 by the Renegades who played 4 seasons. They folded in April 2006. In 2014, a new club emerged as the Ottawa REDBLACKS.

INDIVIDUAL CLUB RECORD HOLDERS - ALL-TIME LEADERS			
---	--	--	--

# CANADIAN FOOTBALL LEAGUE CLUBS

# SASKATCHEWAN ROUGHRIDERS

SASKATCHEWAN ROUGHRIDERS		ALL-TIME CLUB RECORD	
<b>DIVISION:</b> CFL WEST	<b>1936 to 2023</b>	<b>SEASONS PLAYED / YEARS IN PLAYOFFS</b>	<b>83 52</b>
Club founded	1910 (WCRFU)	1st place finishes / Division Final	8 29
First Season	1936 (WIFU)	Highest win pct.	In 1970 14-2 .875
Team Colours	Green, Silver and White	Longest win streak	Across 1969-70 11
<b>STADIUM / PRIOR FACILITIES:</b>		<b>ALL-TIME W-L RECORD</b>	
Mosaic Stadium (New)	Capacity: 33,350	<b>1936-41, 1945-2022</b>	<b>1,308 607 676 25</b>
Opened: 2017	Surface: FieldTurf	Home Record	654 356 285 13
Hughes Park / Park de Young	1936 to 2016	Road Record	654 251 391 12
Taylor Field (renamed in 1947) / Mosaic Stadium		Reg. Season PF / PA	28,280 30,105
Attendance record	59,478 (Oct 27/84 vs Wpg)	<b>POST-SEASON: 1936-2022</b>	<b>99 44 53 2</b>
<b>BUSINESS OPERATIONS</b>		Playoffs - Home Record	43 24 18 1
1734 George Reed Way		Playoffs - Road Record	56 20 35 1
Regina, SK S4T 1K1		* Renamed from Regina to Saskatchewan (1946)	
Ph: (888) 474-3377		<b>GREY CUP RECORD SINCE 1923</b>	<b>GP W L</b>
Web: www.riderville.com		<b>RECORD (ALL)</b>	19 4 15
<b>CLUB EXECUTIVE</b>		<b>PRE-WIFU/CFL (1923-1934)</b>	7 0 7
Community owned	Barry Clarke (Chair)	<b>Last Gm</b>	2013 - Saskatchewan 45, HAM 23
President & CEO, Alt. Governor	Craig Reynolds	<b>Last Win</b>	2013 - Saskatchewan 45, HAM 23
VP Football Ops/General Manager	Jeremy O'Day	<b>Yrs Won</b>	1966, 1989, 2007 & 2013
Head Coach	Craig Dickenson		

HEAD COACH		Craig Dickenson	
<b>W-L Record</b>	<b>W L T Yrs</b>		
Overall	28 22 0 3		
With Sask	28 22 0 3		
In 2023 - Yr Club: 4th			
CFL: 2019-2023 (Ssk)			



2022 RESULTS	
6-12, 4th West, No Playoffs	

HEAD COACHES	W	L	T	Yrs	PI	GC	Yr1	Lst
KEYS, Eagle	68	25	3	6	6	3	65	70
BARRETT, Danny	57	68	1	7	5	0	00	06
FILCHOCK, Frank	41	35	4	5	4	0	53	57
PAYNE, John	40	23	1	4	4	1	73	76
MILLER, Ken	36	27	1	4	3	2	08	11
GREGORY, John	35	43	1	5	3	1	87	91
CHAMBLIN, Corey	29	34	0	4	3	1	12	15
DICKENSON, Craig	28	22	0	3	2	0	19	22
JONES, Chris	27	27	0	3	2	0	16	18
MATTHEWS, Don	25	22	0	3	2	0	91	93

## YEAR BY YEAR RECORD:

## WIFU 1936 to 1957, CFL 1958 to Present

CLUB HISTORY		Regular Season						PL	GC	Home:			Away:		
Year	Head Coach	W	L	T	Fin	PF	PA			W	L	T	W	L	T
1936	Dean Griffing	3	2	1	2	52	42	P		2	0	1	1	2	0
1937	Dean Griffing	3	5	0	3	58	45			2	2	0	1	3	0
1938	Dean Griffing	4	4	0	3	69	55	P		2	2	0	2	2	0
1939	Leo Schweintun	6	6	0	2	84	136	P		4	2	0	2	4	0
1940	Dean Griffing	2	6	0	3	39	92			2	2	0	0	4	0
1941	Dean Griffing	5	3	0	2	64	43	P		4	0	0	1	3	0
1945	D.King/L.Holt					---		P							
1946	Ken Preston	2	6	0	3	46	92			1	3	0	1	3	0
1947	Preston/F.Grant	3	5	0	3	78	64			2	2	0	1	3	0
1948	Fred Grant	3	9	0	2	133	137	P		1	5	0	2	4	0
1949	Fred Grant	9	5	0	2	235	102	P		4	3	0	5	2	0
1950	Fred Grant	7	7	0	2	207	177	P		4	3	0	3	4	0
1951	Harry Smith	8	6	0	1	277	219	P L		4	3	0	4	3	0
1952	Glenn Dobbs	3	13	0	4	216	363			1	7	0	2	6	0
1953	Frank Filchock	8	7	1	2	243	239	P		4	4	0	4	3	1
1954	Frank Filchock	10	4	2	2	239	204	P		7	0	1	3	4	1
1955	Frank Filchock	10	6	0	2	270	245	P		6	2	0	4	4	0
1956	Frank Filchock	10	6	0	2	353	272	P		7	1	0	3	5	0
1957	Frank Filchock	3	12	1	5	276	438			3	5	0	0	7	1
1958	George Terlep	7	7	2	3	320	324	P		4	4	0	3	3	2
1959	Terlep/F.Tripucka	1	15	0	5	212	567			0	8	0	1	7	0
1960	Ken Carpenter	2	12	2	5	205	422			1	5	2	1	7	0
1961	Steve Owen	5	10	1	4	211	314			2	6	0	3	4	1
1962	Steve Owen	8	7	1	3	268	336	P		6	2	0	2	5	1
1963	Bob Shaw	7	7	2	3	223	266	P		3	4	1	4	3	1
1964	Bob Shaw	9	7	0	3	330	282	P		6	2	0	3	5	0
1965	Eagle Keys	8	7	1	3	276	277	P		2	5	1	6	2	0
1966	Eagle Keys	9	6	1	1	351	318	P W		4	3	1	5	3	0
1967	Eagle Keys	12	4	0	2	346	282	P L		7	1	0	5	3	0
1968	Eagle Keys	12	3	1	1	345	223	P		8	0	0	4	3	1
1969	Eagle Keys	13	3	0	1	392	261	P L		7	1	0	6	2	0
1970	Eagle Keys	14	2	0	1	369	206	P		7	1	0	7	1	0
1971	Dave Skrien	9	6	1	2	347	316	P		5	2	1	4	4	0
1972	Dave Skrien	8	8	0	3	330	283	P L		6	2	0	2	6	0
1973	John Payne	10	6	0	2	360	287	P		6	2	0	4	4	0
1974	John Payne	9	7	0	2	305	289	P		5	3	0	4	4	0
1975	John Payne	10	5	1	2	373	309	P		5	2	1	5	3	0
1976	John Payne	11	5	0	1	427	238	P L		4	4	0	7	1	0
1977	Jim Eddy	8	8	0	4	330	389			6	2	0	2	6	0
1978	Eddy/Posadowski	4	11	1	5	330	459			2	5	1	2	6	0
1979	Ron Lancaster	2	14	0	5	194	437			2	6	0	0	8	0
1980	Ron Lancaster	2	14	0	5	284	469			1	7	0	1	7	0

CLUB HISTORY		Regular Season						PL	GC	Home:			Away:		
Year	Head Coach	W	L	T	Fin	PF	PA			W	L	T	W	L	T
1981	Joe Faragalli	9	7	0	4	431	371			3	5	0	6	2	0
1982	Joe Faragalli	6	9	1	5	427	436			3	5	0	3	4	1
1983	J.Faragalli/R.Berry	5	11	0	5	360	536			2	6	0	3	5	0
1984	Reuben Berry	6	9	1	4	348	479			2	6	0	4	3	1
1985	Jack Gotta	5	11	0	4	320	462			3	5	0	2	6	0
1986	Jack Gotta	6	11	1	5	382	517			4	4	1	2	7	0
1987	Jim Gregory	5	12	1	4	364	529			3	5	1	2	7	0
1988	Jim Gregory	11	7	0	2	525	452	P		8	1	0	3	6	0
1989	Jim Gregory	9	9	0	3	547	567	P W		4	5	0	5	4	0
1990	Jim Gregory	9	9	0	3	557	592	P		7	2	0	2	7	0
1991	Gregory/Matthews	6	12	0	4	606	710			4	5	0	2	7	0
1992	Don Matthews	9	9	0	3	505	545	P		7	2	0	2	7	0
1993	Matthews/R.Jauch	11	7	0	3	511	495	P		7	2	0	4	5	0
1994	Ray Jauch	11	7	0	4	512	454	P		7	2	0	4	5	0
1995	Ray Jauch	6	12	0	6	422	451			4	5	0	2	7	0
1996	Jim Daley	5	13	0	5	360	498			4	5	0	1	8	0
1997	Jim Daley	8	10	0	3	413	479	P L		5	4	0	3	6	0
1998	Jim Daley	5	13	0	4	411	525			4	5	0	1	8	0
1999	Cal Murphy	3	15	0	4	370	592			3	6	0	0	9	0
2000	Danny Barrett	5	12	1	4	516	626			2	6	1	3	6	0
2001	Danny Barrett	6	12	0	4	308	416			2	7	0	4	5	0
2002	Danny Barrett	8	10	0	4	435	393	P		7	2	0	1	8	0
2003	Danny Barrett	11	7	0	3	535	430	P		7	2	0	4	5	0
2004	Danny Barrett	9	9	0	3	476	444	P		6	3	0	3	6	0
2005	Danny Barrett	9	9	0	4	441	433	P		5	4	0	4	5	0
2006	Danny Barrett	9	9	0	3	465	434	P		6	3	0	3	6	0
2007	Kent Austin	12	6	0	2	530	434	P W		6	3	0	6	3	0
2008	Ken Miller	12	6	0	2	500	471	P		7	2	0	5	4	0
2009	Ken Miller	10	7	1	1	514	484	P L		6	3	0	4	4	1
2010	Ken Miller	10	8	0	2	497	488	P L		7	2	0	3	6	0
2011	G.Marshall/K.Miller	5	13	0	4	346	482			3	6	0	2	7	0
2012	Corey Chamblin	8	10	0	3	457	409	P		5	4	0	3	6	0
2013	Corey Chamblin	11	7	0	2	519	398	P W		6	3	0	5	4	0
2014	Corey Chamblin	10	8	0	3	399	441	P		6	3	0	4	5	0
2015	C.Chamblin/B.Dyce	3	15	0	5	430	563			2	7	0	1	8	0
2016	Chris Jones	5	13	0	5	350	530			3	6	0	2	7	0
2017	Chris Jones	10	8	0	4	510	430	P		5	4	0	5	4	0
2018	Chris Jones	12	6	0	2	450	444	P		6	3	0	6	3	0
2019	Craig Dickenson	13	5	0	1	487	386	P		8	1	0	5	4	0
2021	Craig Dickenson	9	5	0	2	290	284	P		5	2	0	4	3	0
2022	Craig Dickenson	6	12	0	4	387	476			3	6	0	3	6	0

**HISTORICAL NOTE**  
 The Roughriders' history dates back to 1910 and amateur days in the old WCRFU. Before joining the WIFU in 1936 with Winnipeg and Calgary, they played in the Grey Cup seven times. See above for their name change in 1946.

INDIVIDUAL CLUB RECORD HOLDERS - ALL-TIME LEADERS			
<b>Passing</b>	Ron Lancaster	46,710</	

# CANADIAN FOOTBALL LEAGUE CLUBS

# TORONTO ARGONAUTS

TORONTO ARGONAUTS		ALL-TIME CLUB RECORD	
<b>DIV: CFL EAST</b>	<b>1907-40 to 1945-2023</b>	<b>SEASONS PLAYED / YEARS IN PLAYOFFS</b>	<b>108 55</b>
Club founded	In 1873, 1907 IRFU founder	1st place finishes / Division Final	23 44
Team Colours	Cambridge Blue, Oxford Blue	Highest win pct.	In 1996 & 1997 15-3 .833
BMO Field	Capacity: 25,000	Longest win streak	In 1997 10
Opened: 2016 (Re-configured)	Surface: Grass		
<b>PRIOR FACILITIES:</b>			
Varsity Athletic Field	In 1907		
Rosedale Field	1908 to 1915, 1919		
Varsity Stadium	1920 to 1921, 1923 to 1958		
Scarborough Beach Park	In 1922		
Exhibition Stadium	1959 to 1988		
Rogers Centre (SkyDome)	1989 to 2015		
Attendance record	52,521 (Sep 10/82 vs Ham)		
<b>BUSINESS OPERATIONS</b>			
170 Princes' Blvd. Toronto, ON M6K 3C3			
Ticket Office: (416) 341-2746, www.argonauts.ca			
<b>CLUB EXECUTIVE</b>			
Governor	Dale Lastman		
President & CEO	Bill Manning		
General Manager	Michael Clemons		
Head Coach	Ryan Dinwiddie		
		<b>ALL-TIME W-L RECORD</b>	<b>GP W L T</b>
		<b>1907-40, 1945-2022</b>	<b>1,407 663 718 26</b>
		Home Record	703 384 308 11
		Road Record	704 279 410 15
		Reg. Season PF / PA	29,058 30,405
		<b>POST-SEASON: 1907-2022</b>	<b>84 45 38 1</b>
		Playoffs - Home Record	49 32 16 1
		Playoffs - Road Record	35 13 22 0
* 1941 season excluded (ECRFU, non-IRFU year)			
		<b>GREY CUP RECORD</b>	<b>GP W L</b>
		<b>WON-LOSS RECORD</b>	<b>24 18 6</b>
		<b>Last Gm</b>	In 2022 - Toronto 24, Winnipeg 23
		<b>Yrs Won</b>	1914, 1921, 1933, 1937-38, 1945-47
			1950, 1952, 1983, 1991, 1996-97
			2004, 2012, 2017 & 2022

HEAD COACH		Ryan Dinwiddie	
<b>W-L Record</b>	<b>W L T Yrs</b>		
Overall	20 12 0 2		
With Toronto	20 12 0 2		
In 2023 - Yr Club: 3rd			
CFL: 2021-2023 (Tor)			



2022 RESULTS	
11-7, 1st East, Won Grey Cup	

HEAD COACHES	W	L	T	Yrs	PI	GC	Yr1	Lst
O'BILLOVICH, Bob	89	79	3	11	8	3	82	95
CLEMONS, Michael	68	55	1	8	6	1	00	07
CAHILL, Leo	54	54	1	8	6	1	67	78
MATTHEWS, Don	49	31	0	5	4	2	90	08
MILANOVIICH, Scott	43	47	0	5	3	1	12	16
HAYMAN, Lew	35	14	2	8	6	3	33	40
CLAIR, Frank	31	31	2	5	3	2	50	54
MORRIS, Ted	29	21	4	5	3	3	45	49
BARKER, Jim	24	30	0	3	2	0	99	11
DINWIDDIE, Ryan	20	12	0	2	2	1	21	22
AGASE, Lou	17	13	1	3	2	0	60	62

## YEAR BY YEAR RECORD SINCE 1929:

CLUB HISTORY		Regular Season						PL GC		Home:			Away:		
Year	Head Coach	W	L	T	Fin	PF	PA	PL	GC	W	L	T	W	L	T
1929	Buck McKenna	3	3	0	3	50	35			2	1	0	1	2	0
1930	Buck McKenna	4	1	1	2	40	24			2	0	1	2	1	0
1931	Buck McKenna	3	3	0	3	55	64			2	1	0	1	2	0
1932	Buck McKenna	3	3	0	3	56	58			2	1	0	1	2	0
1937	Lew Hayman	4	2	0	2	86	54	P	W	2	1	0	2	1	0
1934	Lew Hayman	3	2	1	3	51	38			2	1	0	1	1	1
1935	Lew Hayman	6	3	0	2	97	90			3	1	0	3	2	0
1936	Lew Hayman	4	2	0	1	74	37	P		3	0	0	1	2	0
1937	Lew Hayman	5	1	0	1	72	43	P	W	3	0	0	2	1	0
1938	Lew Hayman	5	1	0	2	151	52	P	W	3	0	0	2	1	0
1939	Lew Hayman	4	1	1	2	58	43	P		2	1	0	2	0	1
1940	Lew Hayman	4	2	0	2	58	79	P		3	0	0	1	2	0
1945	Ted Morris	5	1	0	2	92	44	P	W	2	1	0	3	0	0
1946	Ted Morris	7	3	2	2	140	124	P	W	3	2	1	4	1	1
1947	Ted Morris	7	4	1	2	140	122	P	W	3	2	1	4	2	0
1948	Ted Morris	5	6	1	3	160	191			3	3	0	2	3	1
1949	Ted Morris	5	7	0	3	209	254			2	4	0	3	3	0
1950	Frank Clair	6	5	1	2	291	187	P	W	4	2	0	2	3	1
1951	Frank Clair	7	5	0	3	226	205	P		3	3	0	4	2	0
1952	Frank Clair	7	4	1	2	265	191	P	W	3	2	1	4	2	0
1953	Frank Clair	5	9	0	4	172	249			2	5	0	3	4	0
1954	Frank Clair	6	8	0	3	212	265			3	4	0	3	4	0
1955	Bill Swiacki	4	8	0	3	239	328	P		3	3	0	1	5	0
1956	Bill Swiacki	4	10	0	4	331	413			2	5	0	2	5	0
1957	Hampton Pool	4	10	0	4	274	410			3	4	0	1	6	0
1958	Hampton Pool	4	10	0	4	266	308			3	4	0	1	6	0
1959	Pool, Owen	4	10	0	4	192	274			2	5	0	2	5	0
1960	Lou Agase	10	4	0	1	370	265	P		6	1	0	4	3	0
1961	Lou Agase	7	6	1	3	255	258	P		3	4	0	4	2	1
1962	Agase, Wirkowski	4	10	0	4	259	378			3	4	0	1	6	0
1963	Nobby Wirkowski	3	11	0	4	202	310			3	4	0	0	7	0
1964	Nobby Wirkowski	4	10	0	4	243	332			3	4	0	1	6	0
1965	Bob Shaw	3	11	0	4	193	360			2	5	0	1	6	0
1966	Bob Shaw	5	9	0	4	182	271			3	4	0	2	5	0
1967	Leo Cahill	5	8	1	3	252	266	P		3	3	1	2	5	0
1968	Leo Cahill	9	5	0	2	284	266	P		4	3	0	5	2	0
1969	Leo Cahill	10	4	0	2	406	280	P		5	2	0	5	2	0
1970	Leo Cahill	8	6	0	2	329	290	P		6	1	0	2	5	0
1971	Leo Cahill	10	4	0	1	289	248	P	L	5	2	0	5	2	0
1972	Leo Cahill	3	11	0	4	254	298			1	6	0	2	5	0
1973	John Rauch	7	5	2	2	265	231	P		5	2	0	2	3	2
1974	Rauch, Moss	6	9	1	4	281	314			4	4	0	2	5	1
1975	Russ Jackson	5	10	1	4	261	324			3	4	1	2	6	0
1976	Russ Jackson	7	8	1	4	289	354			5	2	1	2	6	0
1977	Leo Cahill	6	10	0	3	251	266	P		3	5	0	3	5	0

## IRFU 1907 to 1940, 1945-1957, CFL 1958 to Present

CLUB HISTORY		Regular Season						PL GC		Home:			Away:		
Year	Head Coach	W	L	T	Fin	PF	PA	PL	GC	W	L	T	W	L	T
1978	L.Cahill, B.Riley	4	12	0	4	234	389			4	4	0	0	8	0
1979	Forrest Gregg	5	11	0	4	234	352			3	5	0	2	6	0
1980	Willie Wood	6	10	0	4	334	358			3	5	0	3	5	0
1981	Wood, Hudspeth	2	14	0	4	241	506			2	6	0	0	8	0
1982	Bob O'Billovich	9	6	1	1	426	426	P	L	4	3	1	5	3	0
1983	Bob O'Billovich	12	4	0	1	452	328	P	W	5	3	0	7	1	0
1984	Bob O'Billovich	9	6	1	1	461	361	P		4	4	0	5	2	1
1985	Bob O'Billovich	6	10	0	4	344	397			4	4	0	2	6	0
1986	Bob O'Billovich	10	8	0	1	417	441	P		5	4	0	5	4	0
1987	Bob O'Billovich	11	6	1	2	484	427	P	L	7	2	0	4	4	1
1988	Bob O'Billovich	14	4	0	1	571	326	P		8	1	0	6	3	0
1989	Bob O'Billovich	7	11	0	2	369	428	P		5	4	0	2	7	0
1990	Don Matthews	10	8	0	2	689	538	P	W	6	3	0	4	5	0
1991	Adam Rita	13	5	0	1	647	526	P	W	9	0	0	4	5	0
1992	Rita, D.Meyer	6	12	0	4	469	523			6	3	0	0	9	0
1993	Meyer, O'Billovich	3	15	0	4	390	593			3	6	0	0	9	0
1994	Bob O'Billovich	7	11	0	3	504	578	P		3	6	0	4	5	0
1995	Faragalli, O'Billovich	4	14	0	7	376	519			3	6	0	1	8	0
1996	Don Matthews	15	3	0	1	556	359	P	W	8	1	0	7	2	0
1997	Don Matthews	15	3	0	1	660	327	P	W	9	0	0	6	3	0
1998	Don Matthews	9	9	0	3	452	410	P		4	5	0	5	4	0
1999	Jim Barker	9	9	0	3	386	373	P		7	2	0	2	7	0
2000	J.Huard, Clemons	7	10	1	4	390	562			2	6	1	5	4	0
2001	Mike Clemons	7	11	0	4	432	455			4	5	0	3	6	0
2002	Etcheverry, Clemons	8	10	0	2	344	483	P		5	4	0	3	6	0
2003	Mike Clemons	9	9	0	2	473	433	P		7	2	0	2	7	0
2004	Mike Clemons	10	7	1	2	422	414	P	W	7	2	0	3	5	1
2005	Mike Clemons	11	7	0	1	486	387	P		6	3	0	5	4	0
2006	Mike Clemons	10	8	0	2	359	343	P		5	4	0	5	4	0
2007	Mike Clemons	11	7	0	1	440	336	P		6	3	0	5	4	0
2008	R.Stubler, Matthews	4	14	0	3	397	627			2	7	0	2	7	0
2009	Bart Andrus	3	15	0	4	328	502			1	8	0	2	7	0
2010	Jim Barker	9	9	0	3	373	442	P		4	5	0	5	4	0
2011	Jim Barker	6	12	0	4	397	498			4	5	0	2	7	0
2012	Scott Milanovich	9	9	0	2	445	491	P	W	4	5	0</			

# CANADIAN FOOTBALL LEAGUE CLUBS

# WINNIPEG BLUE BOMBERS

WINNIPEG BLUE BOMBERS	
<b>DIV: CFL WEST</b>	1936 to 1941, 1945 to 2023
Club formed	1930 WCRFU WIFU founder 1936
Team Colours	Navy Blue, Metallic Gold
<b>STADIUM / PRIOR FACILITIES:</b>	
IG Field	Capacity: 33,500
Opened: 2013	Surface: AstroPlay
Osborne Stadium	1936 to 1952
Winnipeg (Canad Inns Stadium)	1953 to 2012
Attendance record	35,959 (Sep 12/93 vs Ssk)
<b>BUSINESS OPERATIONS</b>	
315 Chancellor Matheson Road	
Winnipeg, MB R3T 1Z2	
(204) 784-7448, fanservices@bluebombers.com	
Website: www.bluebombers.com	
<b>CLUB EXECUTIVE</b>	
Community owned / Board Chair	Mike Pyle
President & CEO	Wade Miller
General Manager of Football Ops	Kyle Walters
Head Coach	Michael O'Shea

ALL-TIME CLUB RECORD				
<b>SEASONS PLAYED / YEARS IN PLAYOFFS</b>	<b>83</b>	<b>61</b>		
1st place finishes / Division Final	15	44		
Highest win pct.	In 1960	14-2	.875	
Longest win streak	In 2001		12	
<b>ALL-TIME W-L RECORD</b>				
<b>1936-41, 1945-2022</b>	<b>1,310</b>	<b>682</b>	<b>614</b>	<b>14</b>
Home Record	655	404	246	5
Road Record	655	278	368	9
Reg. Season PF / PA	29,814		28,838	
<b>POST-SEASON: 1936-2022</b>				
<b>120</b>	<b>66</b>	<b>52</b>	<b>2</b>	
Playoffs - Home Record	63	42	19	2
Playoffs - Road Record	57	24	33	0
<b>GREY CUP RECORD SINCE 1935</b>				
<b>GP</b>	<b>W</b>	<b>L</b>	<b>T</b>	
<b>27</b>	<b>12</b>	<b>15</b>		
<b>WON-LOSS RECORD</b>				
<b>27</b>	<b>12</b>	<b>15</b>		
<b>Last Gm</b>	In 2022 - Winnipeg 23, Toronto 24			
<b>Last Win</b>	In 2021 - Winnipeg 33, Hamilton 25			
<b>Yrs Won</b>	1935, 1939, 1941, 1958, 1959, 1961			
	1962, 1984, 1988, 1990, 2019 & 2021			

HEAD COACH			
Michael O'Shea			
<b>W-L Record</b>	<b>W</b>	<b>L</b>	<b>T Yrs</b>
Overall	82	58	0 8
With Winnipeg	82	58	0 8
In 2023 - Yr Club: 9th			
CFL: 2014-2023 (Wpg)			



2022 RESULTS	
15-3, 1st West, Lost Grey Cup	

HEAD COACHES	W	L	T	Yrs	PI	GC	Yr1	Lst
GRANT, Bud	102	56	2	10	8	6	57	66
MURPHY, Cal	86	51	1	8	8	2	83	96
O'SHEA, Michael	82	58	0	8	6	3	14	22
RITCHIE, Dave	52	44	1	6	4	1	99	04
JAUCH, Ray	45	35	0	5	4	0	78	82
RILEY, Mike	40	32	0	4	4	0	87	90
RILEY, Bud	34	28	2	4	3	0	74	77
THRELFALL, Reg	28	8	0	4	4	3	38	41
TRAFTON, Geo	28	17	1	3	3	1	51	53
BERRY, Doug	27	26	1	3	3	1	06	08

## YEAR BY YEAR RECORD:

## WIFU 1936 to 1957, CFL 1958 to Present

CLUB HISTORY		Regular Season						PL	GC	Home:			Away:		
Year	Head Coach	W	L	T	Fin	PF	PA			W	L	T	W	L	T
1935	Bob Fritz	3	0	0	1	88	4	P	W	(WCRFU 1935)					
<b>WIFU/CFL Record:</b>															
1936	Bob Fritz	5	2	1	1	104	37	P		3	1	0	2	1	1
1937	Bob Fritz	4	4	0	2	57	47	P	L	2	2	0	2	2	0
1938	Reg Threlfall	6	2	0	2	114	63	P	L	3	1	0	3	1	0
1939	Reg Threlfall	10	2	0	1	201	103	P	W	6	0	0	4	2	0
1940	Reg Threlfall	6	2	0	1	108	58	P		4	0	0	2	2	0
1941	Reg Threlfall	6	2	0	1	92	19	P	W	4	0	0	2	2	0
1945	Bert Warwick	---						P	L						
1946	Jack West	5	3	0	2	69	46	P	L	2	2	0	3	1	0
1947	Jack West	5	3	0	1	83	83	P	L	3	1	0	2	2	0
1948	Jack West	3	9	0	3	81	234			1	5	0	2	4	0
1949	Frank Larson	2	12	0	4	74	258			2	5	0	0	7	0
1950	Frank Larson	10	4	0	1	223	156	P	L	6	1	0	4	3	0
1951	George Trafton	8	6	0	3	303	311	P		3	4	0	5	2	0
1952	George Trafton	12	3	1	1	394	211	P		5	2	1	7	1	0
1953	George Trafton	8	8	0	3	226	226	P	L	6	2	0	2	6	0
1954	Allie Sherman	8	6	2	3	202	190	P		5	2	1	3	4	1
1955	Allie Sherman	7	9	0	3	210	195	P		4	4	0	3	5	0
1956	Allie Sherman	9	7	0	3	315	228	P		6	2	0	3	5	0
1957	Bud Grant	12	4	0	2	406	300	P	L	6	2	0	6	2	0
1958	Bud Grant	13	3	0	1	361	182	P	W	7	1	0	6	2	0
1959	Bud Grant	12	4	0	1	418	272	P	W	6	2	0	6	2	0
1960	Bud Grant	14	2	0	1	453	239	P		6	2	0	8	0	0
1961	Bud Grant	13	3	0	1	360	251	P	W	5	3	0	8	0	0
1962	Bud Grant	11	5	0	1	385	291	P	W	4	4	0	7	1	0
1963	Bud Grant	7	9	0	4	302	325			4	4	0	3	5	0
1964	Bud Grant	1	14	1	5	270	397			1	6	1	0	8	0
1965	Bud Grant	11	5	0	2	301	262	P	L	6	2	0	5	3	0
1966	Bud Grant	8	7	1	2	264	230	P		5	3	0	3	4	1
1967	Joe Zaleski	4	12	0	4	212	414			3	5	0	1	7	0
1968	Joe Zaleski	3	13	0	5	120	374			2	6	0	1	7	0
1969	Joe Zaleski	3	12	1	5	192	359			2	6	0	1	6	1
1970	Jim Spavital	2	14	0	5	184	332			1	7	0	1	7	0
1971	Jim Spavital	7	8	1	3	366	349	P		4	3	1	3	5	0
1972	Jim Spavital	10	6	0	1	401	300	P		8	0	0	2	6	0
1973	Jim Spavital	4	11	1	5	267	315			2	6	0	2	5	1
1974	Bud Riley	8	8	0	4	258	350			6	2	0	2	6	0
1975	Bud Riley	6	8	2	3	340	383	P		4	3	1	2	5	1
1976	Bud Riley	10	6	0	2	384	316	P		6	2	0	4	4	0
1977	Bud Riley	10	6	0	3	382	336	P		6	2	0	4	4	0
1978	Ray Jauch	9	7	0	3	371	351	P		4	4	0	5	3	0
1979	Ray Jauch	4	12	0	4	283	340			3	5	0	1	7	0

CLUB HISTORY		Regular Season						PL	GC	Home:			Away:		
Year	Head Coach	W	L	T	Fin	PF	PA			W	L	T	W	L	T
1980	Ray Jauch	10	6	0	2	394	387	P		6	2	0	4	4	0
1981	Ray Jauch	11	5	0	2	517	299	P		6	2	0	5	3	0
1982	Ray Jauch	11	5	0	2	444	352	P		5	3	0	6	2	0
1983	Cal Murphy	9	7	0	2	412	402	P		5	3	0	4	4	0
1984	Cal Murphy	11	4	1	2	523	309	P	W	8	0	0	3	4	1
1985	Cal Murphy	12	4	0	2	500	259	P		7	1	0	5	3	0
1986	Cal Murphy	11	7	0	3	545	387	P		8	1	0	3	6	0
1987	Mike Riley	12	6	0	1	554	409	P		8	1	0	4	5	0
1988	Mike Riley	9	9	0	2	407	458	P	W	6	3	0	3	6	0
1989	Mike Riley	7	11	0	3	408	462	P		4	5	0	3	6	0
1990	Mike Riley	12	6	0	1	472	398	P	W	8	1	0	4	5	0
1991	Darryl Rogers	9	9	0	2	516	499	P		7	2	0	2	7	0
1992	Urban Bowman	11	7	0	1	507	499	P	L	8	1	0	3	6	0
1993	Cal Murphy	14	4	0	1	646	421	P	L	8	1	0	6	3	0
1994	Cal Murphy	13	5	0	1	651	572	P		8	1	0	5	4	0
1995	Cal Murphy	7	11	0	5	404	653	P		6	3	0	1	8	0
1996	Cal Murphy	9	9	0	3	421	496	P		5	4	0	4	5	0
1997	Jeff Reinbold	4	14	0	3	443	548			2	7	0	2	7	0
1998	Reinbold, G.Hoffman	3	15	0	4	399	588			3	6	0	0	9	0
1999	Dave Ritchie	6	12	0	4	362	601			4	5	0	2	7	0
2000	Dave Ritchie	7	10	1	3	539	596	P		6	3	0	1	7	1
2001	Dave Ritchie	14	4	0	1	509	383	P	L	7	2	0	7	2	0
2002	Dave Ritchie	12	6	0	2	566	421	P		8	1	0	4	5	0
2003	Dave Ritchie	11	7	0	2	514	485	P		7	2	0	4	5	0
2004	Ritchie, Daley	7	11	0	4	448	507			5	4	0	2	7	0
2005	Jim Daley	5	13	0	5	474	558			4	5	0	1	8	0
2006	Doug Berry	9	9	0	3	362	408	P		4	5	0	5	4	0
2007	Doug Berry	10	7												



**Introduction**

The roots of Canadian Football go back into the late 19th Century but took hold primarily in 1907. The Canadian Football League begins with the formation of its two direct predecessor leagues in the East in 1907 (the IRFU - Interprovincial Football Union) and in the West in 1936 (the WIFU - Western Interprovincial Football Union). Each of these two leagues featured inter-provincial play and began the process toward professionalization of our game as it is played today. They have each flowed directly into continuous play from their foundation and ultimate merger into what is now the CFL in 2023. Our history is thus continuous for over a century with many of our clubs in operation since their league's inception

LEAGUE MILESTONES	HISTORICAL NOTES AND KEY DATES
<b>INTERPROVINCIAL RUGBY FOOTBALL UNION (IRFU)</b> Formation: September 7, 1907 Operated: 1907 to 1957 *	<ul style="list-style-type: none"> <li>- Formed on September 7, 1907 from a union of the Hamilton Tigers (ORFU), Toronto Argonauts (ORFU) and the Ottawa Football Club and Montreal Football Club of the QRFU (Note: a date of September 13, 1907 has also been cited)</li> <li>- First game played October 5, 1907 at Montreal (Montreal 17, Toronto 8).</li> <li>- Ceased operations temporarily on July 24, 1941 to support Canada's World War II efforts returning on September 22, 1945</li> <li>- In January 1958, the IRFU and WIFU merged to form the CFL (though the IRFU name was retained through 1960)</li> </ul>
<b>WESTERN INTERPROVINCIAL FOOTBALL UNION (WIFU)</b> Formation: April 6, 1936 Operated: 1936 to 1957 *	<ul style="list-style-type: none"> <li>- Formed in April 1936 by the Regina Roughriders, Winnipeg Blue Bombers and Calgary Bronks.</li> <li>- First game played September 5, 1936 at Winnipeg's Osborne Stadium (Winnipeg 8, Calgary 0).</li> <li>- Ceased operations after the 1941 season for World War II; returned to playoffs in 1945 and league play in 1946</li> <li>- In 1958, the IRFU and WIFU merged to form the CFL. WIFU re-named the CFL Western Conference (1961)</li> </ul>
<b>CANADIAN FOOTBALL LEAGUE (CFL)</b> Transition: 1956-57 from CRU/CFC Formation: January 17-19, 1958 Operated: 1958 to present	<p><b>HISTORICAL SEQUENCE OF EVENTS THAT CREATED THE CANADIAN FOOTBALL LEAGUE</b></p> <ul style="list-style-type: none"> <li>December 4, 1955 - First 'tentative agreement' reached between IRFU &amp; WIFU to unite as the "Canadian Football League"</li> <li>January 22, 1956 - IRFU &amp; WIFU form the CFC (Canadian Football Council) to represent their nine clubs but remained still under the jurisdiction of the main governing body, the Canadian Rugby Union (CRU)</li> <li>Jan 17 to 19, 1958 - Established at a three-day meeting between the IRFU and WIFU held at the Bessborough Hotel in Winnipeg, MB. The CFL was created due to the withdrawal of the CFC from the CRU.</li> <li>In 1960-61 - The IRFU and WIFU were renamed Eastern and Western Conferences of the CFL.</li> <li>In 1981 - The Eastern and Western Conferences were re-named as East and West Divisions.</li> </ul>

PRESENT CFL CLUBS FORMATIONAL DATA	Club Founded	Additional Historical Notes
<b>TORONTO Argonauts</b>	On October 4, 1873	Founding member of IRFU on September 7, 1907; history dates back to 1873.
<b>EDMONTON Elks</b>	On April 10, 1907	Club history dates back to 1890s; entered WIFU in 1938 (did not participate 1940-48). Dropped the name 'Eskimos' on July 21, 2020. Temporarily named the Edmonton Football Team until June 1, 2021, when the team announced it would adopt the name 'Elks'.
<b>REGINA-SASKATCHEWAN Roughriders</b>	On September 13, 1910	Founding member of WIFU on April 6, 1936; history dates back to 1910 (WCRFU 1911).
<b>WINNIPEG Blue Bombers</b>	On May 14, 1930	Founding member of WIFU on April 6, 1936; history dates back to May 1930.
<b>CALGARY Stampeders</b>	On February 27, 1945	Formed in February 1945 (unrelated to previous Calgary Bronks club).
<b>MONTRÉAL Alouettes-Concordes</b>	1: On May 20, 1946 2: On February 6, 1996	Franchise formed May 1946 unrelated to early Montreal teams. Alouettes folded May 13, 1982 re-formed next day as the Concordes. Re-named Alouettes in 1986 and folded June 24, 1987 Montreal franchise reactivated on February 2, 1996 with allocation of the Baltimore roster
<b>HAMILTON Tiger-Cats</b>	On January 30, 1950	Formed by merger of Hamilton Tigers (ORFU) & Hamilton Wildcats (IRFU) on January 30, 1950.
<b>BRITISH COLUMBIA Lions</b>	On January 22, 1953	Club formed in 1951 applying for WIFU franchise; approved entry in 1953; began play in 1954.
<b>OTTAWA REDBLACKS</b>	On March 25, 2008	Received conditional franchise in 2008; entered CFL in 2014 (delayed due to stadium issues).
<b>Plus Previous Ottawa Clubs:</b>		
<b>OTTAWA Rough Riders-Senators</b>	On September 20, 1876	Founding member of IRFU on September 7, 1907; CFL revoked franchise on November 6, 1996.
<b>OTTAWA Renegades</b>	On October 16, 2001	Operated during the 2002 to 2005 seasons; franchise suspended by the CFL on April 9, 2006.

PRESENT CFL CLUBS ADDITIONAL HISTORY	First YEARS OF OPERATION:			Leagues
	Year	Pre WW II	Post-War II	
<b>TORONTO Argonauts</b>	1907	1907-1940	1945 to present	IRFU, CFL
<b>OTTAWA Football Clubs:</b>	1907	1907-1940	1945 to 1996, 2002 to 2005, 2014 to present	IRFU, CFL
<b>REGINA-SASKATCHEWAN Roughriders</b>	1936	1936-1941	1945 to present	WIFU, CFL
<b>WINNIPEG Blue Bombers</b>	1936	1936-1941	1945 to present	WIFU, CFL
<b>EDMONTON Eskimos</b>	1938	1938-1939	1949 to present	WIFU, CFL
<b>CALGARY Stampeders</b>	1945		1945 to present	WIFU, CFL
<b>MONTRÉAL Alouettes</b> (Changed name to Concordes 1982-85)	1946		1946 to 1986, 1996 to present	IRFU, CFL
<b>HAMILTON Tiger-Cats</b>	1950		1950 to present	IRFU, CFL
<b>BRITISH COLUMBIA Lions</b>	1954		1954 to present	WIFU, CFL

FORMER CLUBS	YEARS OPERATED:		YR 1	League	FRANCHISE NOTES
	Pre WW II	Post-War			
<b>HAMILTON Tigers</b>	1907-1940	1945-1947	1907	IRFU	IRFU Charter member 1907; moved to ORFU in 1948; merged into Tiger-Cats in 1950 with the Wildcats. Club dates back to its formation on November 3, 1869.
<b>MONTRÉAL AAA Winged Wheelers</b>	1907-1935		1907	IRFU	IRFU Charter member 1907; folded after 1935 as game was professionalized. The AAA Club dates back to its formation on April 8, 1872.
<b>MONTRÉAL IRFU Clubs</b> (Indians/Cubs/Royals/Bulldogs/Hornets)	1936-1940	1945	1936	IRFU	IRFU team(s) that operated under various names and owners 1936-40, 1945. The 1936 club was formed out of the folded Montreal AAA roster from 1935. Names: Indians 1936-37, Cubs 1938, Royals 1939, Bulldogs 1940 & Hornets 1945.
<b>CALGARY Bronks</b>	1936-1940		1936	WIFU	WIFU Charter member 1936; Ceased operations on June 19, 1941. Club dated back to entry into amateur WCRFU in 1935.
<b>VANCOUVER Grizzlies</b>	1941-1941		1941	WIFU	Organized in January 1941, entry confirmed at WIFU meeting on June 23, 1941. Suspended play with other WIFU clubs in 1942; not re-formed in 1945.
<b>HAMILTON Wildcats</b>		1948-1949	1948	IRFU	Moved from ORFU to the IRFU for 1948 & 1949 seasons (see Tiger-Cats).
<b>SACRAMENTO Gold Miners / SAN ANTONIO Texans</b>		1993-1995	1993	CFL	Franchise was granted by the CFL on February 23, 1993 to the owners of the WLAFL Sacramento Surge. Adopted name of Gold Miners and began in 1993. Team moved from Sacramento to San Antonio, TX on February 21, 1995. Franchise folded by the CFL Board of Governors on February 2, 1996.
<b>LAS VEGAS Posse</b>		1994-1994	1994	CFL	Franchise granted by the CFL on July 26, 1993. Began play in 1994. Franchise folded by the CFL Board of Governors on April 5, 1995. CFL held a Las Vegas roster dispersal draft on April 7, 1995.
<b>SHREVEPORT Pirates</b>		1994-1995	1994	CFL	Franchise granted by the CFL on February 2, 1994. Franchise folded by the CFL Board of Governors on February 2, 1996.
<b>BALTIMORE CFLers/Stallions</b>		1994-1995	1994	CFL	Franchise granted by the CFL on February 17, 1994 as Baltimore Football Club. Due to rights issues with the Colts name, they operated as the CFLers and then as the Baltimore Stallions until their dissolution after the 1995 season. Franchise folded and player roster transferred to Montreal in February 1996.
<b>BIRMINGHAM Barracudas</b>		1995	1995	CFL	Franchise granted by the CFL on January 11, 1995. Franchise folded by the CFL Board of Governors on February 2, 1996.
<b>MEMPHIS Mad Dogs</b>		1995	1995	CFL	Franchise granted by the CFL on January 28, 1995. Ownership announced they were folding the club on November 29, 1995.

REGULAR SEASON GAME VARIATIONS - TEAMS & CITIES:	
<b>Vancouver</b>	BC Lions 54-present; Vancouver Grizzlies 1941
<b>Calgary</b>	Calgary Bronks 1936-40; Calgary Stampeders 1945-present
<b>Edmonton</b>	Hosted the final 'home' game of the Las Vegas Posse on November 5, 1994
<b>Hamilton</b>	Tigers 1907-47; Wildcats 1948-49; Tiger-Cats 1950-present (excl. 2013 Tim Hortons) Played a "home game" vs Ottawa on September 14, 1958 in Philadelphia, PA Hosted two Toronto home games on Oct 17 & 23/15 (Rogers Centre unavailable).
<b>Montréal</b>	Montreal AAA 1907-35; Montreal Indians ... 1936-45; Alouettes/Concorde 1946-86, Montreal Alouettes 1996-present
<b>Ottawa</b>	Ottawa Rough Riders 1907-96; Renegades 2002-05; REDBLACKS 2014-present Hosted Toronto home game on Oct 6/15 (Rogers Centre unavailable).
<b>Moncton</b>	Touchdown Atlantic 'home games' for TOR in 2010 plus HAM in 2011 & 2013, and again for TOR in 2019.
<b>Guelph</b>	Hosted 8 Hamilton Tiger-Cats home games in 2013.
<b>F MacMurray</b>	Hosted Toronto's 2015 home opener on June 27, 2015 at SMS Equipment Stadium
<b>Wolfville</b>	Hosted Touchdown Atlantic 'home game' for TOR in 2022, near Halifax, N.S.

OTHER EXHIBITION GAME SITES:
December 11, 1909 - New York (Van Cortlandt Park)
August 11, 1951 - Buffalo (Civic Stadium)
August 2, 1957 - Portland, OR (Multnomah Stadium)
August 11, 1957 - San Francisco, CA (Kezar Stadium)
July 29, 1960 - Cedar Rapids, IA (Kingston Stadium)
July 29, 1961 - Seattle, WA (Husky Stadium)
August 1, 1961 - Spokane, WA (Memorial Stadium)
July 15, 1965 - Vancouver (Empire Stadium 3-team set) (#1: BC 17, SSK 14; #2: CGY 24, SSK 7; #3: CGY 7, BC 5 each game was limited to 30 minutes)
July 09, 1967 - Everett, WA (Memorial Stadium)
June 07, 1986 - St. John, New Brunswick (Canada Games)
June 06, 1987 - St. John, New Brunswick (Canada Games)
June 1988-1991: - Saskatoon, SK (4 games at G.Howe Bowl)
June 25, 1992 - Portland, OR (Civic Stadium)
June 24, 1995 - Miami, FL (Orange Bowl)
June 21, 2002 - London, Ontario (TD Waterhouse)
June 07, 2003 - Quebec City, Quebec
June 11, 2005 - Halifax, Nova Scotia
June 20, 2013 - Guelph, Ontario (Alumni Stadium)
June 13, 2015 - Fort MacMurray, Alberta (SMS Equipment)
June 13, 2015 - Laval, Quebec (Stade Telus)
June 19, 2015 - Vancouver (UBC Thunderbird Stadium)
May 30, 2019 - Toronto (Varsity Stadium)

**2023 TOUCHDOWN ATLANTIC**  
**July 29, 2023 at Halifax, Nova Scotia**

**Toronto vs Saskatchewan at Saint Mary's University's Huskies Stadium**



## CANADIAN FOOTBALL LEAGUE COACHING RECORDS

CURRENT COACHES				CFL YEARS:				Career Reg Season:					Grey C	
Head Coach	Teams	First / Curr		Tot	1st	Ply	DF	G	W	L	T	Pct	W	L
O'SHEA, Mike	Wpg	2014	Wpg	8	2	6	4	140	82	58	0	.586	2	1
DICKENSON, Dave	Cgy	2016	Cgy	6	3	6	3	104	73	29	2	.712	1	2
JONES, Chris	Edm, Ssk	2014	Edm	6	1	4	3	108	57	51	0	.528	1	0
CAMPBELL, Rick	Ott, BC	2014	BC	8	3	5	4	140	61	77	2	.443	1	2
STEINAUER, Orlando	Ham	2019	Ham	3	1	3	2	50	31	19	0	.620	0	2
DICKENSON, Craig	Ssk	2019	Ssk	3	1	2	2	50	28	22	0	.560	0	0
DYCE, Bob	Ssk, Ott	2015	Ott	2	0	0	0	13	4	9	0	.308	0	0
MAAS, Jason	Edm, Mtl	2016	Mtl	4	0	3	3	72	39	33	0	.542	0	0
DINWIDDIE, Ryan	Tor	2021	Tor	2	2	2	2	32	20	12	0	.625	1	0

ALL-TIME CFL HEAD COACHES - MOST WINS				CFL Years:				Career Reg Season:					Grey C	
Head Coach	From To	Teams		Tot	1st	Ply	DF	G	W	L	T	Pct	W	L
BUONO, Wally	1990 2018	Cgy, BC		25	13	22		450	282	165	3	.630	5	4
MATTHEWS, Don	1983 2008	6 teams		22	9	18		365	231	133	1	.634	5	4
CLAIR, Frank	1950 1969	Tor, Ott		19	3	17		260	147	106	7	.579	5	1
LANCASTER, Ron	1979 2006	Ssk, Edm, Hm		16	3	11		279	142	137	1	.511	2	2
KEYS, Eagle	1959 1975	Edm, Ssk, BC		16	4	11		246	131	107	8	.549	1	3
JAUCH, Ray	1970 1995	Edm, Wpg, Sk		14	3	11		228	127	97	4	.566	1	2
RITCHE, Dave	1993 2004	BC, Mtl, Wpg		11	1	9		187	108	76	3	.586	1	1
O'BILLOVICH, Bob	1982 1995	Tor, BC		14	5	9		214	107	104	3	.507	1	2
GRANT, Bud	1957 1966	Wpg		10	5	8		160	102	56	2	.644	4	2
HUFNAGEL, John	2008 2015	Cgy		8	4	8		144	102	41	1	.712	2	1
MURPHY, Cal	1975 1999	BC, Wpg, Ssk		11	2	8		182	99	80	3	.552	1	1
HIGGINS, Tom	2001 2015	Edm, Cgy, Mtl		9	3	8		152	84	67	1	.556	1	1
GOTTA, Jack	1970 1986	Ott		11	1	6		170	83	82	5	.503	1	0
BRANCATO, George	1974 1984	Ott		11	3	10		176	82	90	4	.477	1	1
O'SHEA, Michael	2014 2022	Wpg		8	2	6		140	82	58	0	.586	2	1
TRIMBLE, Jim	1956 1965	Ham, Mtl		10	5	9		140	77	61	2	.557	1	5
DICKENSON, Dave	2016 2022	Cgy		6	3	6		104	73	29	2	.712	1	2
TRESTMAN, Marc	2008 2018	Mtl, Tor		7	5	6		126	72	54	0	.571	3	1
WILLIAMS, Jerry	1965 1981	Cgy, Ham		9	3	6		128	71	55	2	.563	1	1
CAMPBELL, Hugh	1977 1982	Edm		6	6	6		96	70	21	5	.755	5	1
FARAGALLI, Joe	1981 1991	Ssk, Edm, Ott		8	2	5		122	69	52	1	.570	1	1
CLEMONS, Michael	2000 2007	Tor		8	2	6		124	68	55	1	.552	1	0
PAYNE, John	1973 1996	Ssk, Ham, Ott		8	2	7		123	61	60	2	.504	0	2
CAMPBELL, Rick	2014 2022	Ott, BC		8	3	5		140	61	77	2	.443	1	2
HAYMAN, Lew	1936 1951	Mtl, Tor		11	3	8		102	59	40	3	.593	3	0
SKRIEN, Dave	1961 1972	BC, Ssk		9	2	4		124	59	59	6	.500	1	2
WALKER, Douglas	1952 1959	Mtl		8	4	7		108	59	48	1	.551	0	3
BARRETT, Danny	2000 2006	Ssk		7	0	5		126	57	68	1	.456	0	0
JONES, Chris	2014 2022	Edm, Ssk		6	1	4		108	57	51	0	.528	1	0
GREGORY, John	1987 1994	Ssk, Ham		8	0	5		131	56	74	1	.431	1	0
BRUNO, Al	1983 1990	Ham		8	2	6		114	55	56	3	.496	1	3
CAHILL, Leo	1967 1978	Tor		8	1	6		109	54	54	1	.500	0	1
RAPP, Vic	1977 1982	BC		6	0	3		96	53	39	4	.573	0	0
FILCHOCK, Frank	1947 1957	HmT, Edm		7	0	5		108	52	50	6	.509	0	1
IVY, Frank	1954 1957	Edm		4	4	4		64	50	14	0	.781	3	0
RILEY, Bud	1974 1985	Wp, Tor, Hm, Cg		8	0	4		110	50	57	3	.468	0	0

ALL-TIME CFL GENERAL MANAGERS				CFL Years:				Career Reg Season:					Grey C	
GM	From To	Teams		Tot	1st	Ply	DF	G	W	L	T	Pct	W	L
BUONO, Wally	1992 2018	Cgy, BC		27	13	25		486	300	184	2	.619	5	3
POPP, Jim	1996 2019	Mtl, Tor		24	11	20		428	242	185	1	.567	4	5
KIMBALL, Norm	1966 1985	Edm		20	9	18		320	190	118	12	.613	6	3
HUFNAGEL, John	2008 2022	Cgy		14	7	14		248	175	70	3	.712	3	3
PRESTON, Ken	1958 1977	Ssk		20	5	16		320	172	135	13	.558	1	4
CAMPBELL, Hugh	1986 1997	Edm		12	5	12		216	144	71	1	.669	2	3
TILLMAN, Eric	1993 2012	Five teams		15	2	11		265	138	125	2	.525	3	1
LUNSFORD, Earl	1968 1987	Wpg, Cgy		18	1	11		292	132	155	5	.461	0	0
RITA, Adam	1994 2010	Ott, BC, Tor		14	3	12		252	118	133	1	.470	2	0
GAUDAUR, Jake	1957 1967	Ham		11	9	10		154	102	49	3	.672	4	5
ACKLES, Bob	1975 1985	BC		11	3	6		176	100	69	7	.588	1	1
ZUGER, Joe	1981 1992	Ham		12	3	10		206	95	106	5	.473	1	3
MURPHY, Cal	1987 1995	Wpg		9	5	9		162	94	68	0	.580	2	2
SAZIO, Ralph	1968 1989	Ham, Tor		12	4	10		182	89	87	6	.505	1	1
TAMAN, Brendan	2004 2015	Wpg, Ssk		11	0	7		189	83	105	1	.442	1	2
FORD, Alan	1989 1999	Ssk		11	0	6		198	82	116	0	.414	1	1
WALTERS, Kyle	2014 2022	Wpg		8	2	6		140	82	58	0	.586	2	1

CFL REGULAR SEASON COACHING RECORDS SINCE 1936			
<b>All-Time Most Seasons Coached</b>			
25	Wally Buono	Cal 90-02, BC 03-11, 16-18	
22	Don Matthews	BC 83-87, Tor 90, 96-98, 08, Ssk 91-93 Bal 94-95, Edm, 99-00, Mtl 02-06	
19	Frank Clair	Tor 50-54, Ott 56-69	
<b>Most Reg. Season Games Coached (Since 1936)</b>			
450	Wally Buono	Cal 90-02, BC 03-11, 16-18	
365	Don Matthews	BC 83-87, Tor 90, 96-98, 08, Ssk 91-93, Bal 94-95, Edm, 99-00, Mtl 02-06	
279	Ron Lancaster	Ssk 79-80, Edm 91-97, Ham 98-03, 06	
<b>Most Teams As Head Coach</b>			
6	Don Matthews	BC, Tor, Ssk, Bal, Edm, Mtl	
4	Bud Riley	Wpg, Tor, Ham, Cgy	
<b>Most Wins, One Season</b>			
16	Joe Faragalli	Edmonton	1989 (16-2-0)
15	Dave Dickenson	Calgary	2016 (15-2-1)
15	Wally Buono	Calgary	1993-95 (15-3-0)
15	Don Matthews	Baltimore	1995 (15-3-0)
15	Don Matthews	Toronto	1996, 1997 (15-3-0)
15	Marc Trestman	Montreal	2009 (15-3-0)
15	John Hufnagel	Calgary	2014 (15-3-0)
15	Orlando Steinauer	Hamilton	2019 (15-3-0)
15	Michael O'Shea	Winnipeg	2022 (15-3-0)
<b>Including Post-Season: (Reg S, Playoff, GC)</b>			
18	Don Matthews	Baltimore	1995: 15-3, 2-0, 1-0
<b>Highest Winning Pct., One Season</b>			
1.000	Les Lear	Calgary	1948 (12-0-0)
.929	Les Lear	Calgary	1949 (13-1-0)
.917	Wally Masters	Ottawa	1949 (11-1-0)
.906	Hugh Campbell	Edmonton	1981 (14-1-1)
.889	Joe Faragalli	Edmonton	1989 (16-2-0)
<b>Most Wins, First-Year Head Coach</b>			
15	Dave Dickenson	Calgary	2016 (15-2-1)
15	Orlando Steinauer	Hamilton	2019 (15-3-0)
13	Adam Rita	Toronto	1991 (13-5-0)
13	John Hufnagel	Calgary	2008 (13-5-0)
13	Mike Benevides	BC	2012 (13-5-0)
<b>Highest Pct. Of Years In the Playoffs</b>			
% Coach	Yrs	In Pl	
100	John Hufnagel	11	11
100	Hugh Campbell	6	6
100	Dave Dickenson	6	6
100	Carl Voyles	5	5
100	Ralph Sazio	5	5
100	Marv Levy	5	5
<b>Most First Place Finishes</b>			
13	Wally Buono	5	Bud Grant
9	Don Matthews	5	Bob O'Billovich
6	Hugh Campbell	5	Jim Trimble
<b>PLAYOFF COACHING RECORDS</b>			
<b>All-Time Most Playoff Years Coached</b>			
22	Wally Buono	11	Ron Lancaster
18	Don Matthews	11	Eagle Keys
17	Frank Clair	11	Ray Jauch
<b>Most Playoff Games</b>			
40	Frank Clair	27	Eagle Keys
31	Wally Buono	25	Bud Grant
<b>Most Playoff Wins</b>			
22	Frank Clair	16	Bud Grant
18	Wally Buono	15	Eagle Keys



BC LIONS



CALGARY STAMPEDERS

1954 TO 2022												
REGULAR SEASON RECORD				HOME:			AWAY:			OVERALL IN ...		
OPPONENT	W	L	T	W	L	T	W	L	T	'22	'21	'19
Calgary	85	112	5	47	50	3	38	62	2	2-1	1-2	0-2
Edmonton	84	116	4	47	54	3	37	62	1	3-0	1-1	0-3
Hamilton T-C	56	40	3	32	15	3	24	25	0	1-0	0-1	0-2
Montréal Als	45	36	1	30	9	1	15	27	0	0-1	1-0	1-1
Ottawa	50	23	2	28	7	2	22	16	0	2-0	2-0	2-0
Saskatchewan	93	104	4	49	50	2	44	54	2	2-1	0-2	0-3
Toronto	60	39	2	32	16	2	28	23	0	1-1	0-1	2-0
Winnipeg	81	96	2	47	43	0	34	53	2	1-2	0-2	0-2
<b>vs Prior Clubs:</b>												
US Tms (93-95)	7	5	1	5	2	0	2	3	1			
<b>OVERALL</b>	<b>561</b>	<b>571</b>	<b>24</b>	<b>317</b>	<b>246</b>	<b>16</b>	<b>244</b>	<b>325</b>	<b>8</b>	<b>12-6</b>	<b>5-9</b>	<b>5-13</b>
<b>AT HOME</b>	<b>315</b>	<b>247</b>	<b>16</b>							<b>6-3</b>	<b>2-5</b>	<b>3-6</b>
<b>ON THE ROAD</b>	<b>246</b>	<b>324</b>	<b>8</b>							<b>6-3</b>	<b>3-4</b>	<b>2-7</b>

1945 TO 2022												
REGULAR SEASON RECORD				HOME:			AWAY:			OVERALL IN ...		
OPPONENT	W	L	T	W	L	T	W	L	T	'22	'21	'19
BC	112	85	5	62	38	2	50	47	3	1-2	2-1	2-0
Edmonton	106	128	3	59	58	2	47	70	1	4-0	1-1	3-0
Hamilton T-C	67	33	0	39	10	0	28	23	0	1-1	0-1	1-1
Montréal Als	43	38	1	28	13	1	15	25	0	1-0	1-0	0-2
Ottawa	46	25	2	27	8	0	19	17	2	1-0	1-0	1-1
Saskatchewan	136	93	9	78	37	5	58	56	4	2-0	2-1	2-0
Toronto	56	43	1	33	17	0	23	26	1	2-0	0-1	2-0
Winnipeg	113	98	0	69	35	0	44	63	0	0-3	1-1	1-2
<b>vs Prior Clubs:</b>												
US Tms (93-95)	14	1	0	7	1	0	7	0	0			
<b>OVERALL</b>	<b>693</b>	<b>544</b>	<b>21</b>	<b>402</b>	<b>217</b>	<b>10</b>	<b>291</b>	<b>327</b>	<b>11</b>	<b>12-6</b>	<b>8-6</b>	<b>12-6</b>
<b>AT HOME</b>	<b>402</b>	<b>217</b>	<b>10</b>							<b>5-4</b>	<b>3-4</b>	<b>7-2</b>
<b>ON THE ROAD</b>	<b>291</b>	<b>327</b>	<b>11</b>							<b>7-2</b>	<b>5-2</b>	<b>5-4</b>

Note: No regular season played in the 1945 WIFU (playoffs only)



EDMONTON ELKS



SASKATCHEWAN ROUGHRIDERS

1938 TO 1939, 1949 TO 2022												
REGULAR SEASON RECORD				HOME:			AWAY:			OVERALL IN ...		
OPPONENT	W	L	T	W	L	T	W	L	T	'22	'21	'19
BC	116	84	4	62	37	1	54	47	3	0-3	1-1	3-0
Calgary	128	106	3	70	47	1	58	59	2	0-4	1-1	0-3
Hamilton T-C	60	38	1	32	17	0	28	21	1	1-0	0-1	0-2
Montréal Als	49	32	2	30	12	0	19	20	2	1-1	0-1	1-1
Ottawa	47	27	2	29	10	0	18	17	2	1-1	0-2	2-0
Saskatchewan	124	100	2	75	38	2	49	62	0	1-2	0-2	0-2
Toronto	54	45	1	32	17	1	22	28	0	0-1	1-0	2-0
Winnipeg	103	96	3	60	39	2	43	57	1	0-2	0-3	0-2
<b>vs Prior Clubs:</b>												
Cal 38-39, US	14	8	0	7	3	0	7	5	0			
<b>OVERALL</b>	<b>695</b>	<b>536</b>	<b>18</b>	<b>397</b>	<b>220</b>	<b>7</b>	<b>298</b>	<b>316</b>	<b>11</b>	<b>4-14</b>	<b>3-11</b>	<b>8-10</b>
<b>AT HOME</b>	<b>397</b>	<b>220</b>	<b>7</b>							<b>0-9</b>	<b>0-7</b>	<b>5-4</b>
<b>ON THE ROAD</b>	<b>298</b>	<b>316</b>	<b>11</b>							<b>4-5</b>	<b>3-4</b>	<b>3-6</b>

1936 TO 1941, 1945 TO 2022												
REGULAR SEASON RECORD				HOME:			AWAY:			OVERALL IN ...		
OPPONENT	W	L	T	W	L	T	W	L	T	'22	'21	'19
BC	104	93	4	53	46	2	51	47	2	1-2	2-0	3-0
Calgary	93	136	9	56	58	4	37	78	5	0-2	1-2	0-2
Edmonton	100	124	2	62	49	0	38	75	2	2-1	2-0	2-0
Hamilton T-C	51	45	4	32	16	2	19	29	2	1-1	1-1	1-1
Montréal Als	38	44	1	21	19	1	17	25	0	1-1	1-0	2-0
Ottawa	46	29	0	27	12	0	19	17	0	1-0	1-0	1-1
Toronto	55	43	1	28	21	1	27	22	0	0-2	1-0	2-0
Winnipeg	106	141	4	66	57	3	40	84	1	0-3	0-2	2-1
<b>vs Prior Clubs:</b>												
Calgary B (36-40)	6	10	0	5	3	0	1	7	0			
US Tms (93-95)	5	10	0	4	4	0	1	6	0			
Vancouver (41)	3	1	0	2	0	0	1	1	0			
<b>OVERALL</b>	<b>607</b>	<b>676</b>	<b>25</b>	<b>356</b>	<b>285</b>	<b>13</b>	<b>251</b>	<b>391</b>	<b>12</b>	<b>6-12</b>	<b>9-5</b>	<b>13-5</b>
<b>AT HOME</b>	<b>356</b>	<b>285</b>	<b>13</b>							<b>3-6</b>	<b>5-2</b>	<b>8-1</b>
<b>ON THE ROAD</b>	<b>251</b>	<b>391</b>	<b>12</b>							<b>3-6</b>	<b>4-3</b>	<b>5-4</b>

Note: No regular season played in the 1945 WIFU (playoffs only)



WINNIPEG BLUE BOMBERS

THE EARLY CFL

1936 TO 1941, 1945 TO 2022												
REGULAR SEASON RECORD				HOME:			AWAY:			OVERALL IN ...		
OPPONENT	W	L	T	W	L	T	W	L	T	'22	'21	'19
BC	96	81	2	53	34	2	43	47	0	2-1	2-0	2-0
Calgary	98	113	0	63	44	0	35	69	0	3-0	1-1	2-1
Edmonton	96	103	3	57	43	1	39	60	2	2-0	3-0	2-0
Hamilton T-C	66	58	0	39	24	0	27	34	0	1-1	1-0	0-2
Montréal Als	49	51	2	28	23	0	21	28	2	1-1	1-1	1-1
Ottawa	49	31	1	24	14	1	25	17	0	2-0	0-0	2-0
Saskatchewan	141	106	4	84	40	1	57	66	3	3-0	2-0	1-2
Toronto	60	62	2	40	22	0	20	40	2	1-0	1-1	1-1
<b>vs Prior Clubs:</b>												
Calgary (36-40)	14	4	0	8	1	0	6	3	0			
Vancouver (41)	4	0	0	2	0	0	2	0	0			
US Tms (93-95)	9	5	0	6	1	0	3	4	0			
<b>OVERALL</b>	<b>682</b>	<b>614</b>	<b>14</b>	<b>404</b>	<b>246</b>	<b>5</b>	<b>278</b>	<b>368</b>	<b>9</b>	<b>15-3</b>	<b>11-3</b>	<b>11-7</b>
<b>AT HOME</b>	<b>404</b>	<b>246</b>	<b>5</b>							<b>8-1</b>	<b>7-0</b>	<b>8-1</b>
<b>ON THE ROAD</b>	<b>278</b>	<b>368</b>	<b>9</b>							<b>7-2</b>	<b>4-3</b>	<b>3-6</b>

Note: No regular season played in the 1945 WIFU (playoffs only)







**HAMILTON TIGER-CATS**



**MONTRÉAL ALOUETTES**

1950 TO 2022												
REGULAR SEASON RECORD				HOME:			AWAY:			OVERALL IN ...		
OPPONENT	W	L	T	W	L	T	W	L	T	'22	'21	'19
BC	40	56	3	25	24	0	15	32	3	0-1	1-0	2-0
Calgary	33	67	0	23	28	0	10	39	0	1-1	1-0	1-1
Edmonton	38	60	1	21	28	1	17	32	0	0-1	1-0	2-0
Montréal Als	92	98	7	59	34	3	33	64	4	1-2	1-1	2-1
Ottawa	107	77	0	59	35	0	48	42	0	3-0	2-0	2-0
Saskatchewan	45	51	4	29	19	2	16	32	2	1-1	1-1	1-1
Toronto	140	102	2	79	42	1	61	60	1	1-3	1-3	3-0
Winnipeg	58	66	0	34	27	0	24	39	0	1-1	0-1	2-0
<b>vs Prior Clubs:</b>												
US Tms (93-95)	6	11	0	5	4	0	1	7	0			
<b>OVERALL</b>	<b>559</b>	<b>588</b>	<b>17</b>	<b>334</b>	<b>241</b>	<b>7</b>	<b>225</b>	<b>347</b>	<b>10</b>	<b>8-10</b>	<b>8-6</b>	<b>15-3</b>
<b>AT HOME</b>	<b>334</b>	<b>241</b>	<b>7</b>							<b>6-3</b>	<b>5-2</b>	<b>9-0</b>
<b>ON THE ROAD</b>	<b>225</b>	<b>347</b>	<b>10</b>							<b>2-7</b>	<b>3-4</b>	<b>6-3</b>

1946 TO 1986, 1996 TO 2022												
REGULAR SEASON RECORD				HOME:			AWAY:			OVERALL IN ...		
OPPONENT	W	L	T	W	L	T	W	L	T	'22	'21	'19
BC	36	45	1	27	15	0	9	30	1	1-0	0-1	1-1
Calgary	38	43	1	25	15	0	13	28	1	0-1	0-1	2-0
Edmonton	32	49	2	20	19	2	12	30	0	1-1	1-0	1-1
Hamilton T-C	98	92	7	64	33	4	34	59	3	2-1	1-1	1-2
Ottawa	82	101	4	47	43	1	35	58	3	2-2	3-1	2-1
Saskatchewan	44	38	1	25	17	0	19	21	1	1-1	0-1	0-2
Toronto	121	94	3	63	44	2	58	50	1	1-2	1-1	2-0
Winnipeg	51	49	2	28	21	2	23	28	0	1-1	1-1	1-1
<b>vs Prior Clubs:</b>												
Ham Tigers	7	1	0	4	0	0	3	1	0			
Ham Wildcats	7	1	0	4	0	0	3	1	0			
<b>OVERALL</b>	<b>516</b>	<b>513</b>	<b>21</b>	<b>307</b>	<b>207</b>	<b>11</b>	<b>209</b>	<b>306</b>	<b>10</b>	<b>9-9</b>	<b>7-7</b>	<b>10-8</b>
<b>AT HOME</b>	<b>307</b>	<b>206</b>	<b>11</b>							<b>4-5</b>	<b>3-4</b>	<b>6-3</b>
<b>ON THE ROAD</b>	<b>209</b>	<b>307</b>	<b>10</b>							<b>5-4</b>	<b>4-3</b>	<b>4-5</b>



**OTTAWA FOOTBALL CLUBS**



**TORONTO ARGONAUTS**

1907-40, 1945-96, 2002-05, 2014-22												
REGULAR SEASON RECORD				HOME:			AWAY:			OVERALL IN ...		
OPPONENT	W	L	T	W	L	T	W	L	T	'22	'21	'19
BC	23	50	2	16	22	0	7	28	2	0-2	0-2	0-2
Calgary	25	46	2	17	19	2	8	27	0	0-1	0-1	1-1
Edmonton	27	47	2	17	18	2	10	29	0	1-1	2-0	0-2
Hamilton T-C	77	107	0	42	48	0	35	59	0	0-3	0-2	0-2
Montréal Als	101	82	4	58	35	3	43	47	1	2-2	1-3	1-2
Saskatchewan	29	46	0	17	19	0	12	27	0	0-1	0-1	1-1
Toronto	109	147	5	64	63	3	45	84	2	1-2	0-2	0-3
Winnipeg	31	49	1	17	25	0	14	24	1	0-2	0-0	0-2
<b>vs Prior Clubs:</b>												
Ham Tigers	32	38	3	21	14	1	11	24	2			
Montreal to 1945	43	22	0	23	10	0	20	12	0			
Ham Wildcats	8	0	0	4	0	0	4	0	0			
US Tms (93-95)	3	12	0	3	4	0	0	8	0			
<b>OVERALL</b>	<b>508</b>	<b>646</b>	<b>19</b>	<b>299</b>	<b>277</b>	<b>11</b>	<b>209</b>	<b>369</b>	<b>8</b>	<b>4-14</b>	<b>3-11</b>	<b>3-15</b>
<b>AT HOME</b>	<b>299</b>	<b>277</b>	<b>11</b>							<b>0-9</b>	<b>1-6</b>	<b>1-8</b>
<b>ON THE ROAD</b>	<b>209</b>	<b>369</b>	<b>8</b>							<b>4-5</b>	<b>2-5</b>	<b>2-7</b>

1907 TO 1940, 1945 TO 2022												
REGULAR SEASON RECORD				HOME:			AWAY:			OVERALL IN ...		
OPPONENT	W	L	T	W	L	T	W	L	T	'22	'21	'19
BC	39	60	2	23	28	0	16	32	2	1-1	1-0	0-2
Calgary	43	56	1	26	23	1	17	33	0	0-2	1-0	0-2
Edmonton	45	54	1	28	22	0	17	32	1	1-0	0-1	0-2
Hamilton T-C	102	140	2	60	61	1	42	79	1	3-1	3-1	0-3
Montréal Als	94	121	3	50	58	1	44	63	2	2-1	1-1	0-2
Ottawa	147	109	5	84	45	2	63	64	3	2-1	2-0	3-0
Saskatchewan	43	55	1	22	27	0	21	28	1	2-0	0-1	0-2
Winnipeg	62	60	2	40	20	2	22	40	0	0-1	1-1	1-1
<b>vs Prior Clubs:</b>												
Ham Tigers	34	33	6	22	11	4	12	22	2			
Montreal AAA	33	19	1	17	9	0	16	10	1			
Montreal (36-45)	9	2	1	6	0	0	3	2	1			
Ham Wildcats	7	0	1	4	0	0	3	0	1			
US Tms (93-95)	5	9	0	2	4	0	3	5	0			
<b>OVERALL</b>	<b>663</b>	<b>718</b>	<b>26</b>	<b>384</b>	<b>308</b>	<b>11</b>	<b>279</b>	<b>410</b>	<b>15</b>	<b>11-7</b>	<b>9-5</b>	<b>4-14</b>
<b>AT HOME</b>	<b>384</b>	<b>308</b>	<b>11</b>							<b>5-4</b>	<b>6-1</b>	<b>3-6</b>
<b>ON THE ROAD</b>	<b>279</b>	<b>410</b>	<b>15</b>							<b>6-3</b>	<b>3-4</b>	<b>1-8</b>

OTTAWA FOOTBALL CLUBS HISTORY		
Years	Club	Conference/ Division
1907-1919	Rough Riders	Interprovincial Rugby Football Union (IRFU)
1920-1930	Senators	IRFU (Nickname changed to Senators, usage varied)
1931-1957	Rough Riders	IRFU (Nickname transitioned back to Rough Riders)
1958-1980	Rough Riders	CFL Eastern Conference (name change 1960)
1981-1996	Rough Riders	CFL East Division
2002-2005	Renegades	CFL East Division
2014-2023	REDBLACKS	CFL East Division

CFL CLUB WIN-LOSS BEST RECORDS				
Team	Year: W-L-T	Pct	Most Wins (all)	Most Wins (home)
BC Lions	1985: 13-3-0	.813	In 2007 14	In 1963 8
Calgary	1948: 12-0-0	1.000	5 times 15	3 times 9
Edmonton	1981: 14-1-1	.906	In 1989 16	In 1989 9
Hamilton	2019: 15-3-0	.833	In 2019 15	In 2019 9
Montréal	2009: 15-3-0	.833	In 2009 15	In 2009 9
Ottawa	1949: 11-1-0	.917	In 2015 12	3 times 7
Saskatchewan	1970: 14-2-0	.875	In 1970 14	In 1968,2019 8
Toronto	1996: 15-3-0	.833	1996, 97 15	In 1997 9
Winnipeg	1970: 14-2-0	.875	3 times 14	10 times 8

MONTREAL FOOTBALL CLUBS HISTORY		
Years	Club	Conference/ Division
1907-1935	AAA Winged Wheelers	Interprovincial Rugby Football Union (IRFU)
1936-1937	Indians	New IRFU club (AAA team left the league)
1938-1940	Cubs, Royals, Bulldogs	IRFU
1945	Hornets	IRFU
<b>Montreal Alouettes: (previous teams unrelated)</b>		
1946-1957	Alouettes	Interprovincial Rugby Football Union (IRFU)
1958-1981		CFL Eastern Conference-Division
1982-1985	Concordes	CFL East Division
(1982 name changed to Concordes after Alouettes' dissolution and re-formation)		
1986	Alouettes	CFL East Division
(1986 name change back to Alouettes at their 40th Anniversary)		
1996-2023	Alouettes	CFL East Division

**GREY CUP 2023 - #110**



**2023 CFL PLAYER PROFILES**

**PART 1 - CFL QUARTERBACKS**

**ADAMS JR, Vernon**

**2022: Montréal / BC**

**Born:** Jan 3/93 **College:** E Washington/Oregon **Career GP:** 75 **Draft:** None (2010) **Hgt:** 5.11 **Pos:** QB  
**City:** Pasadena, CA **All-Star:** Div: 1 CFL: 0 **Career GS:** 35 **Wgt:** 200 **CFL Yrs:** 6  
**Career:** Rights traded by BC to MTL on May 20/16 for a 2017 1st Round pick. Traded by MTL to SSK on Aug 15/17 with a 5th round pick for DB Tevaughn Campbell and 3rd round picks in 2018 & 2019. Traded by SSK to HAM on Feb 5/19 for DE Charleston Hughes. Released by HAM on Jun 21/18 and re-signed by MTL on Jun 26/18. Traded to BC on Aug 31/22 for a 2023 1st round pick **Status:** A

REG SEASON				RUSHING							FUMBLES		PASSING							Pass				WL Rec						
Year	Tm	GP	GS	No	Yds	Avg	LG	TD	Max	100	C2	Pts	Fum	Lst	Att	Com	Pct	Yds	Int	TD	LG	30+	QS	Effic	Q4	300	Gm	Max	W	L
																									GW	Gm	Yds	TD		
2016	MTL	15	3	29	112	3.9	18	1	29	0	0	6	1	1	75	42	56.0	575	1	4	41	3	12	92.9	0	0	257	3	3	0
2017	MTL	7	0	8	9	1.1	2	1	2	0	0	6	0	0	0									0	0	0	0	0	0	0
	SSK	11	0	12	33	2.8	9	3	14	0	0	18	0	0	3	1	33.3	8	0	0	8	0	2	41.0	0	0	8	0	0	0
2018	HAM	0	0																											
	MTL	5	1	13	99	7.6	28	2	72	0	0	12	0	0	33	16	48.5	220	1	0	45	1	7	57.6	0	0	217	0	0	1
2019	MTL	16	15	82	394	4.8	28	12	60	0	0	78	7	1	431	283	65.7	3,942	13	24	75	28	27	100.9	5	5	488	4	10	5
2021	MTL	8	8	51	298	5.8	26	0	65	0	0	6	3	1	239	142	59.4	1,949	9	14	53	10	14	89.4	1	1	382	4	4	4
2022	MTL	5	2	8	33	4.1	10	1	22	0	0	6	2	1	39	21	53.8	294	2	1	55	2	7	65.5	0	0	250	1	0	2
	BC	8	6	14	129	9.2	24	0	38	0	0	0	2	1	180	118	65.6	1,504	1	6	54	6	22	100.3	1	1	305	2	4	2
<b>Totals</b>		<b>75</b>	<b>35</b>	<b>217</b>	<b>1,107</b>	<b>5.1</b>	<b>28</b>	<b>20</b>	<b>72</b>	<b>0</b>	<b>0</b>	<b>132</b>	<b>15</b>	<b>5</b>	<b>1,000</b>	<b>623</b>	<b>62.3</b>	<b>8,492</b>	<b>27</b>	<b>49</b>	<b>75</b>	<b>50</b>	<b>91</b>	<b>94.5</b>	<b>7</b>	<b>7</b>	<b>488</b>	<b>4</b>	<b>21</b>	<b>14</b>

**W-L REC:** v BC 1-1, v CGY 4-3, v EDM 3-1, v HAM 3-3, v OTT 5-1, v SSK 1-1, v TOR 2-3, v WPG 2-1. **CFL: 21-14** **REC - 2019:** 1 for 21 yds, 1 TD, 2022: 1 for -3 yds  
**DEBUT GS:** Oct 22/16 vs SSK **CAREER HIGHS:** TD 4 2x: Last Sep 3/21 at OTT **Yards** 488 Sep 21/19 at WPG

PLAYOFF CAREER				RUSHING							FUMBLES		PASSING							Pass				WL Rec						
Year	Tm	GP	GS	No	Yds	Avg	LG	TD	Max	100	C2	Pts	Fum	Lst	Att	Com	Pct	Yds	Int	TD	LG	30+	QS	Effic	Q4	300	Gm	Max	W	L
2019	MTL	1	1	6	57	9.5	13	1	57	0	0	6	0	0	27	14	51.9	226	3	0	50	1	2	33.9	0	0	226	0	0	1
2022	BC	2	0	0								0	0	0	0															
<b>Totals</b>		<b>3</b>	<b>1</b>	<b>6</b>	<b>57</b>	<b>9.5</b>	<b>13</b>	<b>1</b>	<b>57</b>	<b>0</b>	<b>0</b>	<b>6</b>	<b>0</b>	<b>0</b>	<b>27</b>	<b>14</b>	<b>51.9</b>	<b>226</b>	<b>3</b>	<b>0</b>	<b>50</b>	<b>1</b>	<b>2</b>	<b>33.9</b>	<b>0</b>	<b>0</b>	<b>226</b>	<b>0</b>	<b>0</b>	<b>1</b>

**ADAMS, Tyrice**

**2022: Ottawa**

**Born:** May 26/97 **College:** Western Carolina **Career GP:** 6 **Draft:** None (2020) **Hgt:** 6.02 **Pos:** QB  
**City:** St. Petersburg, FL **All-Star:** None **Career GS:** 0 **Wgt:** 185 **CFL Yrs:** 1  
**Career:** Signed as a free agent by OTT on April 19/22. **Status:** A

**REGULAR SEASON** GP - OTT 2022: 6 (0). **PASSING:** 8 of 12, 98 yds, LG 25, 1 QS. **RUSHING:** 4 for 31 yds, LG 15.

**ALEXANDER, Davis**

**2022: Montréal**

**Born:** Oct 20/98 **College:** Portland State **Career GP:** 13 **Draft:** None (2022) **Hgt:** 6.00 **Pos:** QB  
**City:** Gig Harbor, WA **All-Star:** None **Career GS:** 0 **Wgt:** 195 **CFL Yrs:** 1  
**Career:** Signed as a free agent by OTT on April 19/22. **Status:** A

**REGULAR SEASON** GP - MTL 2022: 13 (0). **PASSING:** 8 of 13, 89 yds, 1 INT. **RUSHING:** 5 for 22 yds, 1 TD. **PLAYOFFS** GP - MTL 2022: 2 (0)

**ARBUCKLE, Nick**

**2022: Edm-Ott / 2023: Free Agent**

**Born:** Oct 4/93 **College:** Georgia State **Career GP:** 60 **Draft:** None (2015) **Hgt:** 6.01 **Pos:** QB  
**City:** Oxnard, CA **All-Star:** None **Career GS:** 22 **Wgt:** 213 **CFL Yrs:** 4  
**Career:** Signed as a free agent by CGY on Mar 6/17. Traded by CGY to OTT on Jan 3/20 for a 3rd round pick and a swap of 1st round picks. Released by OTT on Jan 31/21. Signed as a free agent by TOR on Feb 1/21. Traded by TOR to EDM on Oct 26/21 for a 3rd round pick and the rights to QB Chad Kelly. Traded by EDM to OTT on July 11/22 for a 4th round pick in 2023. **Status:** A

REG SEASON				RUSHING							FUMBLES		PASSING							Pass				WL Rec						
Year	Tm	GP	GS	No	Yds	Avg	LG	TD	Max	100	C2	Pts	Fum	Lst	Att	Com	Pct	Yds	Int	TD	LG	30+	QS	Effic	Q4	300	Gm	Max	W	L
2018	CGY	18	0	35	73	2.1	7	5	13	0	0	30	0	0	25	17	68.0	144	0	1	30	1	3	96.1	0	0	84	1	0	0
2019	CGY	18	7	27	76	2.8	13	4	17	0	0	24	2	1	238	174	73.1	2,103	5	11	76	7	21	106.5	2	3	370	4	4	3
2021	TOR	7	4	17	25	1.5	4	2	9	0	0	12	6	3	153	96	62.7	1,158	6	5	59	6	12	80.5	0	2	310	2	2	2
	EDM			(Injured List only)																										
2022	EDM	5	3	3	9	3.0	6	0	6	0	0	0	2	1	115	74	64.3	892	8	2	66	3	13	64.8	0	1	315	1	0	3
	OTT	12	8	15	65	4.3	18	2	25	0	2	12	4	3	308	217	70.5	2,400	6	4	64	9	11	89.5	1	2	263	2	3	5
<b>Totals</b>		<b>60</b>	<b>22</b>	<b>97</b>	<b>248</b>	<b>2.6</b>	<b>18</b>	<b>13</b>	<b>25</b>	<b>0</b>	<b>2</b>	<b>78</b>	<b>14</b>	<b>8</b>	<b>839</b>	<b>578</b>	<b>68.9</b>	<b>6,697</b>	<b>25</b>	<b>23</b>	<b>76</b>	<b>26</b>	<b>60</b>	<b>89.5</b>	<b>3</b>	<b>8</b>	<b>370</b>	<b>4</b>	<b>9</b>	<b>13</b>

**W-L REC** v BC 0-2, v CGY 0-1, v EDM 2-0, v HAM 1-3, v MTL 2-2, v OTT 1-0, v SSK 1-2, v TOR 1-2, v WPG 1-1. **CFL: 9-13**  
**DEBUT GS:** Jul 6/19 at SSK **CAREER HIGHS:** TD 4 Aug 17/19 vs MTL **Yards** 370 Aug 17/19 vs MTL  
**PLAYOFFS** GP - CGY 2018: 1 (0), 2019: 1 (0). **Rushing - 2018:** 1 for 4 yds, 2019: 3 for 8 yds. **GREY CUP** GP - CGY 2018: 1 (0). **Rushing - CGY 2018:** 3 for 4 yds.

**BEAUDRY, Mike**

**2022: Edmonton**

**Born:** Jul 13/97 **College:** Idaho **Career GP:** 10 **Draft:** None (2022) **Hgt:** 6.05 **Pos:** QB  
**City:** Regina, SK **All-Star:** None **Career GS:** 0 **Wgt:** 248 **CFL Yrs:** 1  
**Career:** Signed as a free agent by EDM on April 12/22. Dressed for 10 games in 2022 but did not attempt a pass. **Status:** N

**BETHEL-THOMPSON, McLeod**

**2022: Toronto / 2023: USFL**

**Born:** Jul 3/88 **College:** UCLA/Sacramento St **Career GP:** 74 **Draft:** None (2011) **Hgt:** 6.04 **Pos:** QB  
**City:** San Francisco, CA **All-Star:** Div: 2 CFL: 0 **Career GS:** 47 **Wgt:** 220 **CFL Yrs:** 5  
**Career:** Signed as a free agent by TOR on May 22/17. Selected 2021 & 2022 East Div. All-Star. In 2022 led the CFL in attempts, completions and yards. In February 2023 signed with the New Orleans Breakers of the USFL. **Status:** A

**2023 CFL PLAYER PROFILES**

**PART 1 - CFL QUARTERBACKS**

**BETHEL-THOMPSON, McLeod (Cont'd)**

**2022: Toronto / 2023: USFL**

REG SEASON		RUSHING										FUMBLES		PASSING										Pass				WL Rec		
Year	Tm	GP	GS	No	Yds	Avg	LG	TD	Max	100	C2	Pts	Fum	Lst	Att	Com	Pct	Yds	Int	TD	LG	30+	QS	Effic	Q4	300	Gm	Max	W	L
																								Eff	GW	Gm	Yds	TD		
2017	TOR	6	0	0								0	0	2	2	100	10	0	0	8	0	0	0	106.3	0	0	8	0	0	0
2018	TOR	18	8	22	116	5.3	23	1	54	0	0	6	1	303	198	65.3	2,193	10	9	64	9	12	82.8	2	2	321	4	2	6	
2019	TOR	18	13	26	160	6.2	20	1	44	0	0	6	7	493	335	68.0	4,024	13	26	96	16	38	99.3	1	2	464	3	4	9	
2021	TOR	14	9	10	71	7.1	19	0	24	0	0	0	1	306	203	66.3	2,303	11	12	81	7	15	86.8	4	2	388	2	7	2	
2022	TOR	18	17	35	166	4.7	17	0	32	0	0	0	6	579	387	66.8	4,731	15	23	70	26	41	94.3	4	5	365	3	11	6	
<b>Totals</b>	<b>74</b>	<b>47</b>	<b>93</b>	<b>513</b>	<b>5.5</b>	<b>23</b>	<b>2</b>	<b>54</b>	<b>0</b>	<b>0</b>	<b>12</b>	<b>15</b>	<b>9</b>	<b>1,683</b>	<b>1,125</b>	<b>66.8</b>	<b>13,261</b>	<b>49</b>	<b>70</b>	<b>96</b>	<b>58</b>	<b>106</b>	<b>92.4</b>	<b>11</b>	<b>18</b>	<b>464</b>	<b>4</b>	<b>24</b>	<b>23</b>	

**W-L REC** v BC 3-3, v CGY 1-5, v EDM 1-2, v HAM 5-4, v MTL 3-4, v OTT 8-1, v SSK 2-1, v WPG 1-3. **CFL: 24-23.**

**DEBUT GS:** Aug 2/18 vs OTT **CAREER HIGHS:** TD 4 Aug 2/18 vs OTT **Yards** 464 Aug 25/19 vs MTL

PLAYOFFS		RUSHING										FUMBLES		PASSING										Pass				WL Rec		
Year	Tm	GP	GS	No	Yds	Avg	LG	TD	Max	100	C2	Pts	Fum	Lst	Att	Com	Pct	Yds	Int	TD	LG	30+	QS	Effic	Q4	300	Gm	Max	W	L
																								Eff	GW	Gm	Yds	TD		
2021	TOR	1	1	1	2	2.0	2	0	2	0	0	0	0	0	38	24	63.2	283	0	0	36	1	3	85.7	0	0	283	0	0	1
2022	TOR	1	1	0							0	0	0	0	27	19	70.4	299	0	2	46	4	0	131.6	0	0	299	2	1	0
<b>Totals</b>	<b>2</b>	<b>2</b>	<b>1</b>	<b>2</b>	<b>2.0</b>	<b>2</b>	<b>0</b>	<b>2</b>	<b>0</b>	<b>0</b>	<b>0</b>	<b>0</b>	<b>0</b>	<b>65</b>	<b>43</b>	<b>66.2</b>	<b>582</b>	<b>0</b>	<b>2</b>	<b>82</b>	<b>5</b>	<b>3</b>	<b>104.8</b>	<b>0</b>	<b>0</b>	<b>299</b>	<b>2</b>	<b>1</b>	<b>1</b>	

GREY CUP		RUSHING										FUMBLES		PASSING										Pass				WL Rec		
Year	Tm	GP	GS	No	Yds	Avg	LG	TD	Max	100	C2	Pts	Fum	Lst	Att	Com	Pct	Yds	Int	TD	LG	30+	QS	Effic	Q4	300	Gm	Max	W	L
																								Eff	GW	Gm	Yds	TD		
2022	TOR	1	1	0							0	0	1	1	28	15	53.6	203	0	0	37	1	2	76.9	0	0	203	0	1	0
<b>Totals</b>	<b>1</b>	<b>1</b>	<b>0</b>	<b>0</b>	<b>0</b>	<b>0</b>	<b>0</b>	<b>0</b>	<b>0</b>	<b>0</b>	<b>0</b>	<b>1</b>	<b>1</b>	<b>28</b>	<b>15</b>	<b>53.6</b>	<b>203</b>	<b>0</b>	<b>0</b>	<b>37</b>	<b>1</b>	<b>2</b>	<b>76.9</b>	<b>0</b>	<b>0</b>	<b>203</b>	<b>0</b>	<b>1</b>	<b>0</b>	

**BROWN, Dru**

**2022: Winnipeg**

**Born:** Mar 21/97 **College:** Oklahoma State **Career GP:** 20 **Draft:** None (2020) **Hgt:** 5.11 **Pos:** QB  
**City:** Palo Alto, CA **All-Star:** None **Career GS:** 0 **Wgt:** 195 **CFL Yrs:** 2  
**Career:** Signed as a free agent by WPG on March 11/20. Made 1st career start on Oct. 15/22 at BC, throwing for 325 yards and 3 TDs in a loss. **Status:** A

REG SEASON		RUSHING										FUMBLES		PASSING										Pass				WL Rec		
Year	Tm	GP	GS	No	Yds	Avg	LG	TD	Max	100	C2	Pts	Fum	Lst	Att	Com	Pct	Yds	Int	TD	LG	30+	QS	Effic	Q4	300	Gm	Max	W	L
																								Eff	GW	Gm	Yds	TD		
2021	WPG	2	0	7	44	6.3	18	0	44	0	0	0	0	14	7	50.0	49	0	0	17	0	1	58.3	0	0	49	0	0	0	
2022	WPG	18	1	19	39	2.1	12	3	14	0	0	18	0	50	33	66.0	452	2	5	65	2	5	111.4	1	1	325	3	0	1	
<b>Totals</b>	<b>20</b>	<b>1</b>	<b>26</b>	<b>83</b>	<b>3.2</b>	<b>18</b>	<b>3</b>	<b>44</b>	<b>0</b>	<b>0</b>	<b>18</b>	<b>0</b>	<b>0</b>	<b>64</b>	<b>40</b>	<b>62.5</b>	<b>501</b>	<b>2</b>	<b>5</b>	<b>65</b>	<b>2</b>	<b>6</b>	<b>99.8</b>	<b>1</b>	<b>1</b>	<b>325</b>	<b>3</b>	<b>0</b>	<b>1</b>	

**PLAYOFFS** GP - WPG 2022: 1 (0). **Passing** - WPG 2022: 1 for 1, 12 yds. **GREY CUP** GP - WPG 2022: 1 (0).

**COLLAROS, Zach**

**2022: Winnipeg**

**Born:** Aug 27/88 **College:** Cincinnati **Career GP:** 123 **Draft:** None (2012) **Hgt:** 6.01 **Pos:** QB  
**City:** Steubenville, OH **All-Star:** Div: 2 CFL: 2 **Career GS:** 97 **Wgt:** 218 **CFL Yrs:** 10  
**Career:** Signed by TOR on Jun 5/12. Signed as a free agent by HAM on Jan 30/14. Traded to SSK on Jan 3/18 for a 2nd round draft pick in 2018. Re-signed by SSK on Feb 12/19. Traded to TOR on Jul 31/19 for a conditional 4th round draft pick. Traded to WPG on Oct 9/19 for a 3rd round pick and a conditional 1st round pick. Selected West Div. & CFL Most Outstanding Player in '21 & '22. Selected '21 & '22 West Div. & CFL All-Star. In 2022, set career highs in attempts, completions, yards, touchdowns, and wins en route to a 3rd consecutive Grey Cup appearance. **Status:** A

REG SEASON		RUSHING										FUMBLES		PASSING										Pass				WL Rec		
Year	Tm	GP	GS	No	Yds	Avg	LG	TD	Max	100	C2	Pts	Fum	Lst	Att	Com	Pct	Yds	Int	TD	LG	30+	QS	Effic	Q4	300	Gm	Max	W	L
																								Eff	GW	Gm	Yds	TD		
2012	TOR	4	0	3	17	5.7	8	0	17	0	0	0	0	11	7	63.6	101	0	1	21	0	0	123.7	1	0	101	1	0	0	
2013	TOR	18	8	59	246	4.2	21	5	42	0	0	30	6	287	190	66.2	2,316	6	14	56	14	37	98.4	4	2	336	4	5	3	
2014	HAM	13	13	57	328	5.8	22	1	56	0	0	6	9	424	279	65.8	3,261	9	15	50	12	49	91.9	2	6	367	3	8	5	
2015	HAM	12	12	28	164	5.9	18	1	32	0	0	6	5	359	252	70.2	3,376	8	25	63	21	28	113.7	1	3	300	4	8	4	
2016	HAM	10	10	7	39	5.6	10	0	14	0	0	0	4	347	232	66.9	2,938	8	18	59	22	13	100.8	1	6	439	5	3	7	
2017	HAM	18	8	8	52	6.5	18	0	22	0	0	0	5	266	167	62.8	1,767	7	8	60	9	20	81.1	0	1	361	3	0	8	
2018	SSK	14	14	24	103	4.3	15	0	28	0	0	0	7	382	234	61.3	2,999	13	9	52	18	17	79.5	3	2	394	2	10	4	
2019	SSK	1	1	1	7	7.0	7	0	7	0	0	0	0	0	0	0	0	0	0	0	0	0	0	0	0	0	0	0	0	1
	TOR	0	0	(Injured List only)																										
	WPG	2	1	3	10	3.3	5	0	10	0	0	0	0	28	22	78.6	221	1	2	36	1	1	109.4	1	0	221	2	1	0	
2021	WPG	13	13	10	63	6.3	18	0	31	0	0	0	2	346	243	70.2	3,185	6	20	54	23	14	111.0	3	1	417	3	11	2	
2022	WPG	18	17	6	49	8.2	11	0	11	0	0	0	5	436	305	70.0	4,183	13	37	81	23	24	116.2	4	3	342	4	15	2	
<b>Totals</b>	<b>123</b>	<b>97</b>	<b>206</b>	<b>1,078</b>	<b>5.2</b>	<b>22</b>	<b>7</b>	<b>56</b>	<b>0</b>	<b>42</b>	<b>43</b>	<b>23</b>	<b>43</b>	<b>2,886</b>	<b>1,931</b>	<b>66.9</b>	<b>24,347</b>	<b>71</b>	<b>149</b>	<b>81</b>	<b>143</b>	<b>203</b>	<b>100.0</b>	<b>20</b>	<b>24</b>	<b>439</b>	<b>5</b>	<b>61</b>	<b>36</b>	

**W-L REC** v BC 9-2, v CGY 8-5, v EDM 9-6, v HAM 2-3, v MTL 6-7, v OTT 4-3, v SSK 9-3, v TOR 9-5, v WPG 5-2. **CFL: 61-36**

**DEBUT GS:** Jul 30/13 vs BC **CAREER HIGHS:** TD 5 Aug 28/16 at CGY **Yards** 439 Aug 20/16 vs SSK

PLAYOFFS		RUSHING										FUMBLES		PASSING										Pass				WL Rec		
Year	Tm	GP	GS	No	Yds	Avg	LG	TD	Max	100	C2	Pts	Fum	Lst	Att	Com	Pct	Yds	Int	TD	LG	30+	QS	Effic	300	Gm	Max	W	L	
																								Eff	Gm	Yds	TD			
2013	TOR	1	0	0							0	0	0	0	0															
2014	HAM	1	1	3	19	6.3	8	0	19	0	0	0	0	27	19	70.4	199	0	0	25	0			91.4	0	199	0	1	0	
2016	HAM	1	1	1	1	1.0	1	0	1	0	0	0	0	31	20	64.5	236	1	0	47	2									

**2023 CFL PLAYER PROFILES**

**PART 1 - CFL QUARTERBACKS**

**CORNELIUS, Taylor**

**2022: Edmonton**

**Born:** Sept 16/95 **College:** Oklahoma State **Career GP:** 26 **Draft:** None (2019) **Hgt:** 6.05 **Pos:** QB  
**City:** Amarillo, TX **All-Star:** None **Career GS:** 20 **Wgt:** 230 **CFL Yrs:** 2  
**Career:** Signed as a free agent by EDM on Feb 9/21. Led all quarterbacks with 502 rushing yards in 2022. **Status:** A

REG SEASON				RUSHING							FUMBLES				PASSING							Pass				WL Rec				
Year	Tm	GP	GS	No	Yds	Avg	LG	TD	Max	100	C2	Pts	Fum	Lst	Att	Com	Pct	Yds	Int	TD	LG	30+	QS	Effic	Q4	300	Gm	Max	W	L
2021	EDM	14	8	21	149	7.1	18	1	32	0	0	6	3	1	247	143	57.9	1,795	13	9	77	9	20	70.8	0	2	334	3	1	7
2022	EDM	12	12	71	502	7.1	56	7	93	0	1	44	5	3	357	205	57.4	2,768	9	11	77	16	37	82.0	2	0	292	2	3	9
<b>Totals</b>		<b>26</b>	<b>20</b>	<b>92</b>	<b>651</b>	<b>7.1</b>	<b>56</b>	<b>8</b>	<b>93</b>	<b>0</b>	<b>1</b>	<b>50</b>	<b>8</b>	<b>4</b>	<b>604</b>	<b>348</b>	<b>57.6</b>	<b>4,563</b>	<b>22</b>	<b>20</b>	<b>77</b>	<b>25</b>	<b>57</b>	<b>77.4</b>	<b>2</b>	<b>2</b>	<b>334</b>	<b>3</b>	<b>4</b>	<b>16</b>

**W-L REC:** v BC 0-2, v CGY 0-2, v HAM 0-1, v MTL 1-1, v OTT 1-2, v SSK 1-3, v TOR 1-1, v WPG 0-4. **CFL: 4-16** **DEBUT GS:** Sept 18/21 vs WPG

**DAVIS, Dominique**

**2022: Montréal / 2023: BC**

**Born:** Jul 17/89 **College:** East Carolina **Career GP:** 106 **Draft:** None (2012) **Hgt:** 6.04 **Pos:** QB  
**City:** Lakeland, FL **All-Star:** None **Career GS:** 14 **Wgt:** 215 **CFL Yrs:** 7  
**Career:** Signed by WPG on Jun 29/15, released on Feb 2/18. Signed by OTT on Feb 12/18. Signed by MTL on Feb 4/22. Signed by BC on Feb 14/23. **Status:** A

REG SEASON				RUSHING							FUMBLES				PASSING							Pass				WL Rec				
Year	Tm	GP	GS	No	Yds	Avg	LG	TD	Max	100	C2	Pts	Fum	Lst	Att	Com	Pct	Yds	Int	TD	LG	30+	QS	Effic	Q4	300	Gm	Max	W	L
2015	WPG	11	1	9	34	3.8	6	0	34	0	0	0	0	0	25	16	64.0	169	0	0	32	1	0	83.6	0	0	169	0	0	1
2016	WPG	18	0	1	1	1.0	1	0	1	0	0	0	0	0	0	0	0	0	0	0	0	0	0	0	0	0	0	0	0	0
2017	WPG	18	0	6	31	5.2	13	0	31	0	0	0	0	0	29	17	58.6	208	0	0	42	2	5	80.8	0	0	84	0	0	0
2018	OTT	18	1	40	73	1.8	9	6	19	0	0	36	2	1	39	24	61.5	373	1	3	55	3	3	108.2	0	0	220	1	1	0
2019	OTT	17	9	31	115	3.7	22	6	43	0	1	38	4	2	312	200	64.1	2,216	14	5	67	9	13	71.7	2	1	354	3	3	6
2021	OTT	6	2	17	69	4.1	11	1	38	0	0	6	3	2	98	59	60.2	674	4	3	44	2	7	74.1	0	1	333	2	0	2
2022	MTL	18	1	63	111	1.8	8	13	13	0	1	80	0	0	25	19	76.0	253	2	3	53	3	0	114.3	0	0	166	2	1	0
<b>Totals</b>		<b>106</b>	<b>14</b>	<b>167</b>	<b>434</b>	<b>2.6</b>	<b>22</b>	<b>26</b>	<b>43</b>	<b>0</b>	<b>2</b>	<b>160</b>	<b>10</b>	<b>5</b>	<b>528</b>	<b>335</b>	<b>63.4</b>	<b>3,893</b>	<b>21</b>	<b>14</b>	<b>67</b>	<b>20</b>	<b>28</b>	<b>77.9</b>	<b>2</b>	<b>2</b>	<b>354</b>	<b>3</b>	<b>5</b>	<b>9</b>

**W-L REC:** v BC 0-1, v CGY 1-0, v EDM 0-1, v HAM 0-2, v MTL 1-2, v SSK 1-1, v TOR 2-1, v WPG 0-1. **CFL: 5-9** **DEBUT GS:** Nov 6/15 at TOR

**CAR HI:** TD 3 Jun 20/19 vs SSK Yds 354 Jun 20/19 vs SSK

**PLAYOFFS** GP - WPG 2016: 1, 2017: 1, OTT 2018: 1, MTL 2022: 2. RUSHING - OTT 2018: 2 for 4 yds, LG 2, TD 0, MTL 2022: 3 for 2 yds, 1 TD.

**DOLEGALA, Jake**

**2022: Saskatchewan**

**Born:** Oct 7/96 **College:** Central Connecticut **Career GP:** 2 **Draft:** None (2019) **Hgt:** 6.07 **Pos:** QB  
**City:** Hamburg, NY **All-Star:** None **Career GS:** 1 **Wgt:** 242 **CFL Yrs:** 1  
**Career:** Signed as a free agent by SSK on Feb 15/22. Made 1st career start on July 23/22 vs TOR. **Status:** A

**REGULAR SEASON** GP - SSK 2022: 2 (1). PASSING: 16 of 35, 154 yds, 1 TD, 2 INT, LG 51. RUSHING: 2 for 12 yds, LG 7.

**EVANS, Caleb**

**2022: Ottawa / 2023: Montréal**

**Born:** July 16/98 **College:** Louisiana-Monroe **Career GP:** 26 **Draft:** None (2020) **Hgt:** 6.02 **Pos:** QB  
**City:** Mansfield, TX **All-Star:** None **Career GS:** 13 **Wgt:** 210 **CFL Yrs:** 2  
**Career:** Signed by OTT on Dec 14/20. In 2022, set a single season record for rushing TDs by a QB with 16. Signed as a free agent by MTL on Feb 14/23. **Status:** A

REG SEASON				RUSHING							FUMBLES				PASSING							Pass				WL Rec				
Year	Tm	GP	GS	No	Yds	Avg	LG	TD	Max	100	C2	Pts	Fum	Lst	Att	Com	Pct	Yds	Int	TD	LG	30+	QS	Effic	Q4	300	Gm	Max	W	L
2021	OTT	8	7	42	345	8.2	36	3	68	0	0	18	3	1	182	108	59.3	1,279	9	5	50	6	26	69.4	1	1	334	3	2	5
2022	OTT	18	6	88	354	4.0	26	16	82	0	1	98	4	1	185	114	61.6	1,301	7	4	50	8	15	74.2	0	0	297	2	1	5
<b>Totals</b>		<b>26</b>	<b>13</b>	<b>130</b>	<b>699</b>	<b>5.4</b>	<b>36</b>	<b>19</b>	<b>82</b>	<b>0</b>	<b>1</b>	<b>116</b>	<b>7</b>	<b>2</b>	<b>367</b>	<b>222</b>	<b>60.5</b>	<b>2,580</b>	<b>16</b>	<b>9</b>	<b>50</b>	<b>14</b>	<b>41</b>	<b>71.8</b>	<b>1</b>	<b>1</b>	<b>334</b>	<b>3</b>	<b>3</b>	<b>10</b>

**W-L REC:** v CGY 0-2, v EDM 1-1, v HAM 0-3, v MTL 1-3, v TOR 1-1. **CFL: 3-10** **DEBUT GS:** Sept 28/21 vs EDM

**EVANS, Dane**

**2022: Hamilton / 2023: BC**

**Born:** Nov 19/93 **College:** Tulsa **Career GP:** 63 **Draft:** None (2016) **Hgt:** 6.01 **Pos:** QB  
**City:** Sanger, TX **All-Star:** None **Career GS:** 29 **Wgt:** 218 **CFL Yrs:** 4  
**Career:** Signed as a free agent by HAM on Oct 3/17. Practice Roster only in 2017. Traded to BC on Feb 23/23 for a conditional 4th round pick in 2024. **Status:** A

REG SEASON				RUSHING							FUMBLES				PASSING							Pass				WL Rec				
Year	Tm	GP	GS	No	Yds	Avg	LG	TD	Max	100	C2	Pts	Fum	Lst	Att	Com	Pct	Yds	Int	TD	LG	30+	QS	Effic	Q4	300	Gm	Max	W	L
2018	HAM	18	1	12	34	2.8	14	0	24	0	0	0	1	1	42	26	61.9	383	2	2	46	2	1	87.7	0	1	315	2	0	1
2019	HAM	18	11	34	161	4.7	19	3	42	0	0	18	6	3	413	298	72.2	3,754	13	21	76	21	28	103.9	2	7	452	4	9	2
2021	HAM	10	3	20	114	5.7	23	3	33	0	0	18	0	0	107	69	64.5	787	3	6	57	6	16	93.5	0	0	248	2	2	1
2022	HAM	17	14	59	202	3.4	12	4	39	0	0	24	8	7	457	305	66.7	3,883	16	16	71	24	23	90.2	2	4	425	5	6	8
<b>Totals</b>		<b>63</b>	<b>29</b>	<b>125</b>	<b>511</b>	<b>4.1</b>	<b>23</b>	<b>10</b>	<b>42</b>	<b>0</b>	<b>0</b>	<b>60</b>	<b>15</b>	<b>11</b>	<b>1,019</b>	<b>698</b>	<b>68.5</b>	<b>8,807</b>	<b>34</b>	<b>45</b>	<b>76</b>	<b>53</b>	<b>68</b>	<b>96.0</b>	<b>4</b>	<b>12</b>	<b>452</b>	<b>5</b>	<b>17</b>	<b>12</b>

**W-L REC** v BC 2-1, v CGY 1-2, v EDM 2-1, v MTL 3-2, v OTT 4-0, v SSK 1-2, v TOR 2-3, v WPG 2-1. **CFL: 17-12**

**DEBUT GS:** Nov 3/18 vs MTL **CAREER HIGHS:** TD 5 Sept 17/22 vs WPG Yards 452 Oct 19/19 vs OTT

PLAYOFFS				RUSHING							FUMBLES				PASSING							Pass				WL Rec				
Year	Tm	GP	GS	No	Yds	Avg	LG	TD	Max	100	C2	Pts	Fum	Lst	Att	Com	Pct	Yds	Int	TD	LG	30+	QS	Effic	Q4	300	Gm	Max	W	L
2018	HAM	2	0	4	3	0.8	2	1	2	0	0	6	1	0	5	3	60.0	77	0	0	37	0	0	116.3	0	1	77	0	0	0
2019	HAM	1	1	1	4	4.0	4	0	4	0	0	0	0	0	36	21	58.3	386	1	1	48	3	1	93.1	0	1	386	1	1	0
2021	HAM	2	0	6	14	2.3	6	2	14	0	0	12	0	0	16	16	100	249	0	1	47	3	4	158.3	0	0	249	1	0	0
2022	HAM	1	1	0	0	0	0	0	0	0	0	0	1	0	10	7	70.0	123	1	0	36	2	4	70.0	0	0	123	0	0	1
<b>Totals</b>		<b>6</b>	<b>2</b>	<b>11</b>	<b>21</b>	<b>1.9</b>	<b>6</b>	<b>3</b>	<b>14</b>	<b>0</b>	<b>0</b>	<b>18</b>	<b>2</b>	<b>0</b>	<b>67</b>	<b>47</b>	<b>70.1</b>	<b>835</b>	<b>2</b>	<b>2</b>	<b>48</b>	<b>8</b>	<b>9</b>	<b>110.0</b>	<b>0</b>	<b>2</b>	<b>386</b>	<b>1</b>	<b>1</b>	



**2023 CFL PLAYER PROFILES**

**PART 1 - CFL QUARTERBACKS**

**EVANS, Dane (Cont'd)**

**2022: Hamilton / 2023: BC**

GREY CUP		RUSHING										FUMBLES		PASSING							Pass				WL Rec					
Year	Tm	GP	GS	No	Yds	Avg	LG	TD	Max	100	C2	Pts	Fum	Lst	Att	Com	Pct	Yds	Int	TD	LG	30+	QS	Effic	Q4	300	Gm	Max	W	L
																								GW	Gm	Yds	TD			
2019	HAM	1	1	4	12	3.0	6	0	12	0	0	0	3	2	27	16	59.3	203	2	1	35	1	6	64.3	0	0	203	1	0	1
2021	HAM	1	1	0						0	0	0	0	0	9	4	44.4	24	1	0	13	0	1	3.9	0	0	24	0	0	1
<b>Totals</b>		<b>2</b>	<b>2</b>	<b>4</b>	<b>12</b>	<b>3.0</b>	<b>6</b>	<b>0</b>	<b>12</b>	<b>0</b>	<b>0</b>	<b>0</b>	<b>3</b>	<b>2</b>	<b>36</b>	<b>20</b>	<b>55.6</b>	<b>227</b>	<b>3</b>	<b>1</b>	<b>35</b>	<b>1</b>	<b>7</b>	<b>49.2</b>	<b>0</b>	<b>0</b>	<b>203</b>	<b>1</b>	<b>0</b>	<b>2</b>

**FAJARDO, Cody**

**2022: Saskatchewan / 2023: Montréal**

**Born:** Mar 29/92 **College:** Nevada **Career GP:** 92 **Draft:** None (2015) **Hgt:** 6.02 **Pos:** QB  
**City:** Brea, CA **All-Star:** Div: 1 CFL: 1 **Career GS:** 44 **Wgt:** 223 **CFL Yrs:** 6  
**Career:** Signed by TOR on May 17/16. Signed as a free agent by BC on Feb 16/18. Signed as a free agent by SSK on Feb 15/19. Signed as a free agent by MTL on Feb 14/23. Selected 2019 CFL and West Div. All-Star and West Div. M/O Player. Leads active quarterbacks with 1,873 rushing yards. **Status:** A

REG SEASON		RUSHING										FUMBLES		PASSING							Pass				WL Rec					
Year	Tm	GP	GS	No	Yds	Avg	LG	TD	Max	100	C2	Pts	Fum	Lst	Att	Com	Pct	Yds	Int	TD	LG	30+	QS	Effic	Q4	300	Gm	Max	W	L
																									GW	Gm	Yds	TD		
2016	TOR	8	0	21	89	4.2	13	3	47	0	0	18	0	0	18	11	61.1	107	0	2	34	1	0	114.8	0	0	55	1	0	0
2017	TOR	18	0	59	240	4.1	19	5	60	0	0	30	0	0	30	18	60.0	154	0	2	41	1	0	95.7	0	0	75	1	0	0
2018	BC	18	0	42	108	2.6	12	5	27	0	0	30	2	1	20	14	70.0	153	1	1	43	1	5	88.1	0	0	69	1	0	0
2019	SSK	18	16	107	611	5.7	22	10	80	0	1	62	5	3	473	338	71.5	4,302	8	18	98	23	32	105.2	4	6	430	3	12	4
2021	SSK	13	13	78	468	6.0	29	4	66	0	0	24	2	0	404	281	69.6	2,970	11	14	71	11	34	90.9	3	1	321	3	9	4
2022	SSK	17	15	81	357	4.4	18	8	51	0	0	48	4	2	401	282	70.3	3,360	13	16	85	20	61	95.4	2	3	321	2	6	9
<b>Totals</b>		<b>92</b>	<b>44</b>	<b>388</b>	<b>1,873</b>	<b>4.8</b>	<b>29</b>	<b>35</b>	<b>80</b>	<b>0</b>	<b>1</b>	<b>212</b>	<b>13</b>	<b>6</b>	<b>1,346</b>	<b>944</b>	<b>70.1</b>	<b>11,046</b>	<b>33</b>	<b>53</b>	<b>98</b>	<b>57</b>	<b>132</b>	<b>97.6</b>	<b>9</b>	<b>10</b>	<b>430</b>	<b>3</b>	<b>27</b>	<b>17</b>

**W-L REC** v BC 6-2, v CGY 1-4, v EDM 5-1, v HAM 3-1, v MTL 4-1, v OTT 3-1, v TOR 3-1, v WPG 2-6. **CFL: 27-17**

**DEBUT GS:** Jun 20/19 at OTT **CAREER HIGHS:** TD 3 x2 (latest: Nov 13/21 vs EDM) **Yds** 430 Jul 1/19 vs TOR

PLAYOFFS		RUSHING										FUMBLES		PASSING							Pass				WL Rec						
Year	Tm	GP	GS	No	Yds	Avg	LG	TD	Max	100	C2	Pts	Fum	Lst	Att	Com	Pct	Yds	Int	TD	LG	30+	QS	Effic	Q4	300	Gm	Max	W	L	
																									GW	Gm	Yds	TD			
2017	TOR	1	0	2	1	0.5	1	1	1	0	0	6	0	0	0	0	0	0	0	0	0	0	0	0						0	0
2018	BC	1	0	1	0	0.0	0	0	0	0	0	0	0	0	0	0	0	0	0	0	0	0	0							0	0
2019	SSK	1	1	3	23	7.7	21	0	23	0	0	0	0	0	41	27	65.9	366	1	0	45	1	2	84.0	0	1	366	0	0	1	
2021	SSK	2	2	16	110	6.9	19	1	89	0	0	6	2	1	60	41	68.3	454	4	2	67	2	5	73.9	1	0	265	1	1	1	
<b>Totals</b>		<b>5</b>	<b>3</b>	<b>22</b>	<b>134</b>	<b>6.1</b>	<b>21</b>	<b>2</b>	<b>89</b>	<b>0</b>	<b>0</b>	<b>12</b>	<b>2</b>	<b>1</b>	<b>101</b>	<b>68</b>	<b>67.3</b>	<b>820</b>	<b>5</b>	<b>2</b>	<b>67</b>	<b>3</b>	<b>7</b>	<b>78.0</b>	<b>1</b>	<b>1</b>	<b>366</b>	<b>1</b>	<b>1</b>	<b>2</b>	

**GREY CUP** GP - TOR 2017: 1. RUSHING - TOR 2017: 2 for 3 yds, LG 3, TD 0. PASSING - None.

**FINE, Mason**

**2022: Saskatchewan**

**Born:** April 19/97 **College:** North Texas **Career GP:** 18 **Draft:** None (2020) **Hgt:** 5.11 **Pos:** QB  
**City:** Locust Grove, OK **All-Star:** None **Career GS:** 2 **Wgt:** 190 **CFL Yrs:** 2  
**Career:** Signed as a free agent by SSK on Dec 30/20. Made CFL debut on Nov 20/21 vs HAM. Started 1st career game on Oct 22/22 vs CGY. **Status:** A

REG SEASON		RUSHING										FUMBLES		PASSING							Pass				WL Rec					
Year	Tm	GP	GS	No	Yds	Avg	LG	TD	Max	100	C2	Pts	Fum	Lst	Att	Com	Pct	Yds	Int	TD	LG	30+	QS	Effic	Q4	300	Gm	Max	W	L
																									GW	Gm	Yds	TD		
2021	SSK	1	0	0						0	0	0	0	0	9	5	55.6	64	0	0	45	1	0	78.0	0	0	64	0	0	0
2022	SSK	17	2	9	52	5.8	14	0	20	0	0	0	1	1	102	67	65.7	690	3	3	57	3	15	82.6	0	0	210	1	0	2
<b>Totals</b>		<b>18</b>	<b>2</b>	<b>9</b>	<b>52</b>	<b>5.8</b>	<b>14</b>	<b>0</b>	<b>20</b>	<b>0</b>	<b>0</b>	<b>0</b>	<b>1</b>	<b>1</b>	<b>111</b>	<b>72</b>	<b>64.9</b>	<b>754</b>	<b>3</b>	<b>3</b>	<b>57</b>	<b>4</b>	<b>15</b>	<b>82.2</b>	<b>0</b>	<b>0</b>	<b>210</b>	<b>1</b>	<b>0</b>	<b>2</b>

**PLAYOFFS** GP - SSK 2021: 2 (0).

**FORD, Tre**

**2022: Edmonton**

**Born:** March 30/98 **College:** Waterloo **Career GP:** 10 **Draft:** 2022 EDM **Hgt:** 6.01 **Pos:** QB  
**City:** Niagara Falls, ON **All-Star:** None **Career GS:** 3 **Rd 1, #8** **Wgt:** 185 **CFL Yrs:** 1  
**Career:** Selected by EDM in the 2022 CFL Draft. Made 1st career start on July 1/22 in a win at HAM. **Status:** N

**REG SEAS** GP - EDM 2022: 10 (3). PASSING - 2022: 40 for 69, 461 yds, 5 Int, 2 TD. RUSHING - 2022: 19 for 149 yds, LG 28

**HARRIS, Trevor**

**2022: Montréal / 2023: Saskatchewan**

**Born:** May 31/86 **College:** Edinboro **Career GP:** 161 **Draft:** None (2010) **Hgt:** 6.03 **Pos:** QB  
**City:** Waldo, OH **All-Star:** Div: 1 CFL: 0 **Career GS:** 96 **Wgt:** 212 **CFL Yrs:** 10  
**Career:** Signed by TOR on Mar 29/12. Signed as a free agent by OTT on Feb 12/16. Signed as a free agent by EDM on Feb 12/19. Traded to MTL on Oct 17/21 in exchange for DL Antonio Simmons. Released on Dec 20/21 and re-signed by MTL on Feb 9/22. Signed by SSK on Feb 14/23. Led CFL with 5 game-winning drives in 2022. Entering '23, holds all-time career completion percentage mark at 70.7% (min. 500 att) **Status:** A

REG SEASON		RUSHING										FUMBLES		PASSING							Pass				WL Rec					
Year	Tm	GP	GS	No	Yds	Avg	LG	TD	Max	100	C2	Pts	Fum	Lst	Att	Com	Pct	Yds	Int	TD	LG	30+	QS	Effic	Q4	300	Gm	Max	W	L
																									GW	Gm	Yds	TD		
2012	TOR	18	0	0						0	0	0	1	0	19	8	42.1	80	0	0	21	0	1	54.7	0	0	77	0	0	0
2013	TOR	18	0	3	12	4.0	10	0	10	0	0	0	0	0	15	9	60.0	176	0	1	55	2	3	123.2	0	0	110	1	0	0
2014	TOR	18	1	5	22	4.4	11	0	14	0	0	0	1	0	60	42	70.0	449	1	2	36	2	2	95.8	0	0	281	2	1	0
2015	TOR	18	16	47	212	4.5	16	1	36	0	0	6	1	1	538	382	71.0	4,354	19	33	57	22	51	100.7	7	5	397	5	9	7
2016	OTT	15	10	30	126	4.2	19	2	47	0	0	12	6	2	330	242	73.3	3,301	4	16	77	30	23	116.0	1	5	485	3	4	5
2017	OTT	15	15	21	78	3.7	12	0	20	0	0	0	8	5	572	398	69.6	4,679	11	30	80	31	28	103.6	1	9	425	3	7	7
2018	OTT	18	17	27	117	4.3	16	0	26	0	0	0	4	2	615	431	70.1	5,116	11	22	79	23	39	99.6	3	10	487	3	10	7
2019	EDM	13	13	48	139	2.9	27	6	40	0	0	36	8	4	478	343	71.8	4,027	6	16	83	20	8	102.9	2	7	447	3	6	7
2021	EDM	6	6	18	62	3.4	9	0	17	0	0	0	2	1	192	135	70.3	1,568	5	6	52	9	15	94.3	1	2	398	4	2	4
	MTL	4	3	5	43	8.6	14	0	31	0	0	0	0	0	91	64	70.3	703	2	8	39	2	12	113.0	0	0	259	3	1	2
2022	MTL	18	15	24	168	7.0	26	0	39	0	1	2	6	4	462	331	71.6	4,157	12	20	70	17	40	102.9	5	4				

**2023 CFL PLAYER PROFILES**

**PART 1 - CFL QUARTERBACKS**

**HARRIS, Trevor (Cont'd)**

**2022: Montréal / 2023: Saskatchewan**

**W-L REC** v BC 8-3, v CGY 1-10-2, v EDM 3-5, v HAM 7-5, v MTL 8-4, v OTT 7-4, v SSK 6-4, v TOR 4-4, v WPG 4-7. **CFL: 48-46-2** **DEBUT GS:** Nov 7/14 vs OTT  
**CAREER HIGHS:** TD 5 Oct 6/15 vs OTT Yds 487 Aug 11/18 vs MTL

PLAYOFFS		RUSHING										FUMBLES		PASSING							Pass				300 Gm Max			WL Rec		
Year	Tm	GP	GS	No	Yds	Avg	LG	TD	Max	100	C2	Pts	Fum	Lst	Att	Com	Pct	Yds	Int	TD	LG	30+	Eff	Q4	300	Gm	Max	W	L	
2012	TOR	2	0	0							0	0	0	0	0														0	0
2013	TOR	1	0	0							0	0	0	0	0														0	0
2015	TOR	1	0	1	1	1.0	1	0	0	0	0	0	0	0	2	1	50.0	10	0	0	10	0	64.6	0	10	0		0	0	
2016	OTT	1	0	0							0	0	0	0	0													0	0	
2017	OTT	1	1	1	4	4.0	4	0	4	0	0	0	0	0	60	37	61.7	457	2	2	56	3	82.4	1	457	2		0	1	
2018	OTT	1	1	0							0	0	0	0	32	29	90.6	367	0	6	50	2	158.3	1	367	6		1	0	
2019	EDM	2	2	10	29	2.9	9	0	26	0	0	0	0	0	80	65	81.3	740	3	2	38	5	101.0	2	457	1		1	1	
2021	MTL	1	1	1	10	10.0	10	0	10	0	0	0	4	3	44	28	63.6	364	1	1	46	1	87.7	1	364	1		0	1	
2022	MTL	2	2	0							0	0	0	0	64	52	81.3	605	1	2	36	5	113.1	1	362	1		1	1	
<b>Totals</b>		<b>12</b>	<b>7</b>	<b>13</b>	<b>44</b>	<b>3.4</b>	<b>10</b>	<b>0</b>	<b>26</b>	<b>0</b>	<b>0</b>	<b>0</b>	<b>4</b>	<b>3</b>	<b>282</b>	<b>212</b>	<b>75.2</b>	<b>2,543</b>	<b>7</b>	<b>13</b>	<b>56</b>	<b>16</b>	<b>107.3</b>	<b>6</b>	<b>457</b>	<b>6</b>	<b>3</b>	<b>4</b>		

**GREY CUP** GP - TOR 2012: 1, OTT 2016: 1, 2018: 1 (1). Passing - 2018: 20 for 38, 288 yds, 3 Int, 1 TD, LG 55. W-L: 0-1. Rushing - 2019: 1 for 5 yds, 0 TD

**HOLMES, Ben**

**2022: Edm-Tor / 2023: Toronto**

**Born:** Oct 15/94 **College:** Tarleton State **Career GP:** 2 **Draft:** None (2020) **Hgt:** 6.00 **Pos:** QB  
**City:** Orchard Park, NY **All-Star:** None **Career GS:** 0 **Wgt:** 200 **CFL Yrs:** 1  
**Career:** Signed by MTL on May 3/22, released on May 30/22. Signed by EDM on Jul 17/22, released on Jul 29/22. Signed by TOR on Aug 3/22 **Status:** A

**REGULAR SEASON** GP - TOR 2022: 1 (0), EDM 2022: 1 (0).

**KELLY, Chad**

**2022: Toronto**

**Born:** March 26/94 **College:** Mississippi **Career GP:** 18 **Draft:** 2017 NFL (DEN) **Hgt:** 6.02 **Pos:** QB  
**City:** Buffalo, NY **All-Star:** None **Career GS:** 1 **Rd 7, #253** **Wgt:** 216 **CFL Yrs:** 1  
**Career:** Rights acquired by TOR from EDM on Oct 26/21 along with a conditional 2nd round pick in exchange for QB Nick Arbuckle. **Status:** A

REG SEASON		RUSHING										FUMBLES		PASSING							Pass				300 Gm Max			WL Rec		
Year	Tm	GP	GS	No	Yds	Avg	LG	TD	Max	100	C2	Pts	Fum	Lst	Att	Com	Pct	Yds	Int	TD	LG	30+	QS	Eff	Q4	300	Gm	Max	W	L
2022	TOR	18	1	25	137	5.5	42	6	50	0	0	36	2	2	45	26	57.8	297	3	2	46	1	2	64.8	0	0	264	2	0	1

**PLAYOFFS** GP - TOR 2022: 1 (0). RUSHING - 5 for 9 yds. PASSING - 1 for 1, 46 yds, TD. **DEBUT GS:** Oct 28/22 vs MTL (L)  
**GREY CUP** TOR 2022: RUSHING - 2 for 21 yds, LG 20. PASSING - 4 for 6, 43 yds.

**LOCKSLEY, Kai**

**2022: Edmonton**

**Born:** Nov 17/96 **College:** Texas El Paso **Career GP:** 16 **Draft:** None (2020) **Hgt:** 6.04 **Pos:** QB  
**City:** Ft. Washington, MD **All-Star:** None **Career GS:** 12 **Wgt:** 210 **CFL Yrs:** 1  
**Career:** Signed as a free agent by EDM on Jan 12/22. Started 12 games as a receiver in 2022. **Status:** A

**REG SEAS** GP - EDM 2022: 16 (12). RUSHING - 48 for 117 yds, 7 TDs, LG 21. PASSING - 5 for 8, 50 yds, LG 18. RECEIVING - 17 for 247 yds, LG 46.

**MAIER, Jake**

**2022: Calgary**

**Born:** April 9/97 **College:** UC Davis **Career GP:** 29 **Draft:** None (2020) **Hgt:** 6.00 **Pos:** QB  
**City:** Fullerton, CA **All-Star:** None **Career GS:** 12 **Wgt:** 212 **CFL Yrs:** 2  
**Career:** Signed as a free agent by CGY on May 5/20. **Status:** A

REG SEASON		RUSHING										FUMBLES		PASSING							Pass				300 Gm Max			WL Rec		
Year	Tm	GP	GS	No	Yds	Avg	LG	TD	Max	100	C2	Pts	Fum	Lst	Att	Com	Pct	Yds	Int	TD	LG	30+	QS	Eff	Q4	300	Gm	Max	W	L
2021	CGY	11	3	16	31	1.9	5	2	6	0	0	12	0	0	148	95	64.2	1,211	3	5	83	6	3	92.5	1	3	328	1	1	2
2022	CGY	18	9	8	47	5.9	8	0	14	0	0	0	1	0	277	207	74.7	2,389	7	14	77	12	8	106.6	2	1	301	3	6	3
<b>Totals</b>		<b>29</b>	<b>12</b>	<b>24</b>	<b>78</b>	<b>3.3</b>	<b>8</b>	<b>2</b>	<b>14</b>	<b>0</b>	<b>0</b>	<b>12</b>	<b>1</b>	<b>0</b>	<b>425</b>	<b>302</b>	<b>71.1</b>	<b>3,600</b>	<b>10</b>	<b>19</b>	<b>83</b>	<b>18</b>	<b>11</b>	<b>101.7</b>	<b>3</b>	<b>4</b>	<b>328</b>	<b>3</b>	<b>7</b>	<b>5</b>

**W-L REC** v BC 1-1, v EDM 2-1, v HAM 0-1, v MTL 1-0, v SSK 2-0, v TOR 1-0, v WPG 0-2. **CFL: 7-5** **CAREER HI:** Yds 328 Sept 6/21 vs EDM  
**PLAYOFFS** GP CGY 2021: 1 (0), 2022: 1 (1). 2022: 12 for 22, 138 yds. Rushing: 1 for 6 yds. **DEBUT GS:** Aug 20/21 vs MTL **TDs** 3 2 Times

**MASOLI, Jeremiah**

**2022: Ottawa**

**Born:** Aug 24/88 **College:** Mississippi **Career GP:** 118 **Draft:** None (2011) **Hgt:** 5.10 **Pos:** QB  
**City:** San Francisco, CA **All-Star:** Div: 1 CFL: 0 **Career GS:** 55 **Wgt:** 215 **CFL Yrs:** 9  
**Career:** Signed by EDM on Apr 10/12. Traded to HAM on Feb 5/13 with Simoni Lawrence and Greg Wojt for Nathan Kanya and Carson Rockhill. **Status:** A  
 Named 2018 East Div. M/O Player. Signed as a free agent by OTT on Feb 7/22. Sustained season-ending injury on July 8/22.

REG SEASON		RUSHING										FUMBLES		PASSING							Pass				300 Gm Max			WL Rec		
Year	Tm	GP	GS	No	Yds	Avg	LG	TD	Max	100	C2	Pts	Fum	Lst	Att	Com	Pct	Yds	Int	TD	LG	30+	QS	Eff	Q4	300	Gm	Max	W	L
2013	HAM	18	0	10	61	6.1	19	0	61	0	0	0	0	0	2	1	50.0	12	0	1	12	0	1	158.3	0	0	12	1	0	0
2014	HAM	18	1	14	57	4.1	25	0	32	0	0	0	5	3	45	21	46.7	293	3	1	46	2	2	47.7	0	0	118	1	0	1
2015	HAM	6	0	6	27	4.5	9	1	27	0	0	6	1	1	21	11	52.4	148	0	1	28	0	3	91.0	0	0	148	1	0	0
2016	HAM	18	8	44	180	4.1	21	6	32	0	0	36	5	4	332	230	69.3	2,695	12	15	45	15	21	93.6	2	5	391	3	4	4
2017	HAM	18	10	70	446	6.4	59	4	88	0	0	24	2	1	391	249	63.7	3,177	5	15	65	21	17	96.5	2	6	438	4	6	4
2018	HAM	18	17	63	473	7.5	36	2	80	0	0	12	8	6	572	378	66.1	5,209	18	28	84	29	35	98.3	2	12	419	4	8	9
2019	HAM	6	6	17	79	4.6	22	4	30	0	0	24	0	0	175	125	71.4	1,576	7	9	75	9	8	99.6	1	3	417	3	5	1
2021	HAM	12	9	28	184	6.6	26	1	37	0	0	6	2	1	271	188	69.4	2,445	6	10	65	14	21	100.6	0	4	361	3	4	5
2022	OTT	4	4	11	39	3.5	8	1	18	0	0	6	1	0	126	84	66.7	1,083	2	2	54	9	7	92.1	0	2	380	1	0	4
<b>Totals</b>		<b>118</b>	<b>55</b>	<b>263</b>	<b>1,546</b>	<b>5.9</b>	<b>59</b>	<b>19</b>	<b>88</b>	<b>0</b>	<b>0</b>	<b>114</b>	<b>24</b>	<b>16</b>	<b>1,935</b>	<b>1,287</b>	<b>66.5</b>	<b>16,638</b>	<b>53</b>	<b>82</b>	<b>84</b>	<b>99</b>	<b>115</b>	<b>96.0</b>	<b>7</b>	<b>32</b>	<b>438</b>	<b>4</b>	<b>27</b>	<b>28</b>

**2023 CFL PLAYER PROFILES**

**PART 1 - CFL QUARTERBACKS**

**MASOLI, Jeremiah (Cont'd)**

**2022: Ottawa**

**W-L REC** v BC 3-3, v CGY 1-4, v EDM 4-0, v HAM 0-0, v MTL 5-2, v OTT 3-5, v SSK 2-5, v TOR 6-3, v WPG 3-6. **CFL: 27-28**

**DEBUT GS:** Jul 18/14 at CGY (L) **CAREER HIGHS:** TD 4 3x: Last Oct 12/18 at TOR **Yards** 438 Oct 27/17 at OTT

PLAYOFFS				RUSHING										FUMBLES				PASSING				Pass		300 Gm Max			WL Rec		
Year	Tm	GP	GS	No	Yds	Avg	LG	TD	Max	100	C2	Pts	Fum	Lst	Att	Com	Pct	Yds	Int	TD	LG	30+	OS	Effic	Gm	Yds	TD	W	L
2015	HAM	2	2	22	102	4.6	10	2	58	0	0	12	0	0	60	42	70.0	490	2	3	42	2	4	97.2	1	349	1	1	1
2016	HAM	1	0	4	6	1.5	3	1	6	0	0	6	0	0	1	1	100	46	0	0	46	0	0	158.3	0	46	0	0	0
2018	HAM	2	2	2	21	10.5	12	1	12	0	0	6	0	0	60	42	70.0	574	3	4	44	3	0	101.7	1	315	3	1	1
2021	HAM	2	2	4	10	2.5	4	0	5	0	0	0	1	1	34	22	64.7	206	0	1	24	0	2	91.1	0	184	1	2	0
<b>Totals</b>		<b>7</b>	<b>6</b>	<b>32</b>	<b>139</b>	<b>4.3</b>	<b>12</b>	<b>4</b>	<b>58</b>	<b>0</b>	<b>0</b>	<b>24</b>	<b>1</b>	<b>1</b>	<b>155</b>	<b>107</b>	<b>69.0</b>	<b>1,316</b>	<b>5</b>	<b>8</b>	<b>46</b>	<b>5</b>	<b>6</b>	<b>98.8</b>	<b>2</b>	<b>349</b>	<b>3</b>	<b>4</b>	<b>2</b>

**GREY CUP** GP - HAM 2021: 1 (0). RUSHING - 6 for 35 yds. PASSING - 20 of 25, 185 yds, 1 INT, 2 TD.

**MITCHELL, Bo Levi**

**2022: Calgary / 2023: Hamilton**

**Born:** Mar 3/90 **College:** E Washington/SMU **Career GP:** 165 **Draft:** None (2012) **Hgt:** 6.02 **Pos:** QB  
**City:** Katy, TX **All-Star:** Div: 3 CFL: 2 **Career GS:** 117 **Wgt:** 199 **CFL Yrs:** 10  
**Career:** Signed as a free agent by CGY on Apr 30/12. Selected as 2015, 2016 & 2018 West Div. M/O Player and 2016 & 2018 CFL M/O Player.  
 Traded to HAM on Nov 14/22 for a 2023 3rd round pick and a 2024 5th-round pick. Signed a 3-year extension with HAM on Jan 24/23.  
 Entering 2023 has the highest career CFL QB Starter winning % (90-25-2 .778) among qualifiers, ranking 12th in all-time wins.

REG SEASON				RUSHING										FUMBLES				PASSING				Pass		300 Gm Max			WL Rec			
Year	Tm	GP	GS	No	Yds	Avg	LG	TD	Max	100	C2	Pts	Fum	Lst	Att	Com	Pct	Yds	Int	TD	LG	30+	OS	Effic	GW	Gm	Yds	TD	W	L
2012	CGY	18	0	34	67	2.0	10	5	12	0	0	30	2	1	21	12	57.1	168	2	2	50	1	2	75.1	1	0	58	1	0	0
2013	CGY	18	3	35	151	4.3	26	2	33	0	0	12	4	1	135	94	69.6	1,156	3	10	80	6	11	111.2	1	1	376	3	3	0
2014	CGY	17	14	35	232	6.6	20	4	33	0	0	24	4	2	417	264	63.3	3,389	8	22	102	18	20	98.3	2	1	313	4	12	2
2015	CGY	18	17	19	88	4.6	15	3	22	0	0	18	2	2	555	364	65.6	4,551	13	26	63	26	26	96.8	4	6	333	3	13	4
2016	CGY	18	17	14	60	4.3	20	0	22	0	0	0	4	2	606	412	68.0	5,385	8	32	76	36	18	107.9	3	11	380	3	15	1
2017	CGY	18	17	3	17	5.7	9	0	11	0	0	0	1	0	546	349	63.9	4,700	11	23	60	31	20	96.9	3	5	384	3	13	3
2018	CGY	18	18	16	108	6.8	21	0	21	0	0	0	5	2	585	356	60.9	5,124	14	35	99	42	24	99.3	2	5	491	4	13	5
2019	CGY	11	11	2	4	2.0	4	0	4	0	0	0	2	0	415	274	66.0	3,464	11	19	68	16	12	96.1	2	5	464	4	8	3
2021	CGY	11	11	4	19	4.8	11	0	11	0	0	0	0	0	325	211	64.9	2,594	13	10	74	17	17	83.0	1	1	311	3	7	4
2022	CGY	18	9	7	26	3.7	11	0	12	0	0	0	0	0	261	160	61.3	2,010	6	9	89	8	8	87.2	1	2	321	2	6	3
<b>Totals</b>		<b>165</b>	<b>117</b>	<b>169</b>	<b>772</b>	<b>4.6</b>	<b>26</b>	<b>14</b>	<b>33</b>	<b>0</b>	<b>0</b>	<b>84</b>	<b>24</b>	<b>10</b>	<b>3,866</b>	<b>2,496</b>	<b>64.6</b>	<b>32,541</b>	<b>89</b>	<b>188</b>	<b>102</b>	<b>201</b>	<b>158</b>	<b>97.6</b>	<b>20</b>	<b>37</b>	<b>491</b>	<b>4</b>	<b>90</b>	<b>25</b>

**W-L REC** v BC 11-5, v EDM 15-4, v HAM 13-1, v MTL 7-3, v OTT 9-2-2, v SSK 11-4, v TOR 12-1, v WPG 12-5. **CFL: 90-25-2**

**DEBUT GS:** Jul 26/13 at WPG (W) **CAREER HIGHS:** TD 4 4x: Oct 25/19 at WPG **Yards** 491 Sep 8/18 at EDM

PLAYOFFS				RUSHING										FUMBLES				PASSING				Pass		300 Gm Max			WL Rec		
Year	Tm	GP	GS	No	Yds	Avg	LG	TD	Max	100	C2	Pts	Fum	Lst	Att	Com	Pct	Yds	Int	TD	LG	30+	OS	Effic	Gm	Yds	TD	W	L
2012	CGY	2	0	8	13	1.6	5	3	7	0	0	18	0	0	2	1	50.0	42	0	0	42	1	0	131.3	0	42	0	0	0
2013	CGY	1	0	1	5	5.0	5	0	5	0	0	0	0	0	3	1	33.3	6	0	0	6	0	0	38.2	0	6	0	0	0
2014	CGY	1	1	2	5	2.5	3	1	5	0	0	6	0	0	22	14	63.6	336	0	4	78	5	0	179.4	1	336	4	1	0
2015	CGY	2	2	3	9	3.0	5	0	7	0	0	0	0	0	62	40	64.5	580	1	4	66	5	0	109.6	1	381	2	1	1
2016	CGY	1	1	1	2	2.0	2	0	2	0	0	0	0	0	28	21	75.0	365	1	3	76	4	0	139.7	1	365	3	1	0
2017	CGY	1	1	0	0	0	0	0	0	0	0	0	0	0	32	20	62.5	228	0	1	51	1	0	94.3	0	228	1	1	0
2018	CGY	1	1	0	0	0	0	0	0	0	0	0	0	0	31	17	54.8	214	0	3	29	0	0	108.8	0	214	3	1	0
2019	CGY	1	1	0	0	0	0	0	0	0	0	0	0	0	28	12	42.9	116	3	1	19	0	0	22.3	0	116	1	0	1
2021	CGY	1	1	1	2	2.0	2	0	2	0	0	0	0	0	36	26	72.2	285	2	0	43	2	0	72.1	0	285	0	0	1
2022	CGY	1	0	0	0	0	0	0	0	0	0	0	0	0	11	8	72.7	147	0	0	30	1	0	118.4	0	147	0	0	0
<b>Totals</b>		<b>12</b>	<b>8</b>	<b>16</b>	<b>36</b>	<b>2.3</b>	<b>5</b>	<b>4</b>	<b>7</b>	<b>0</b>	<b>0</b>	<b>24</b>	<b>0</b>	<b>0</b>	<b>255</b>	<b>160</b>	<b>62.7</b>	<b>2,319</b>	<b>7</b>	<b>16</b>	<b>78</b>	<b>19</b>	<b>0</b>	<b>101.7</b>	<b>3</b>	<b>381</b>	<b>4</b>	<b>5</b>	<b>3</b>

GREY CUP				RUSHING										FUMBLES				PASSING				Pass		300 Gm Max			WL Rec			
Year	Tm	GP	GS	No	Yds	Avg	LG	TD	Max	100	C2	Pts	Fum	Lst	Att	Com	Pct	Yds	Int	TD	LG	30+	OS	Effic	Gm	Yds	TD	W	L	
2012	CGY	1	0	0	0	0	0	0	0	0	0	0	0	0	9	6	66.7	80	0	1	29	0	0	131.7	0	80	1	0	0	
2014	CGY	1	1	4	19	4.8	15	0	19	0	0	0	0	0	34	25	73.5	334	1	0	43	1	0	92.0	MVP	1	334	0	1	0
2016	CGY	1	1	4	19	4.8	15	0	19	0	0	0	0	0	41	28	68.3	391	3	2	51	3	0	84.5	1	391	2	0	1	
2017	CGY	1	1	0	0	0	0	0	0	0	0	0	0	0	45	33	73.3	373	1	2	50	3	0	103.3	1	373	2	0	1	
2018	CGY	1	1	1	7	7.0	7	0	7	0	0	0	0	0	36	24	66.7	253	2	2	38	1	0	82.3	0	253	2	1	0	
<b>Totals</b>		<b>5</b>	<b>4</b>	<b>9</b>	<b>45</b>	<b>5.0</b>	<b>15</b>	<b>0</b>	<b>19</b>	<b>0</b>	<b>0</b>	<b>0</b>	<b>0</b>	<b>0</b>	<b>165</b>	<b>116</b>	<b>70.3</b>	<b>1,431</b>	<b>7</b>	<b>7</b>	<b>51</b>	<b>8</b>	<b>0</b>	<b>93.3</b>	<b>3</b>	<b>391</b>	<b>2</b>	<b>2</b>	<b>2</b>	

**MORTON, Jalen**

**2022: Hamilton / 2023: Free Agent**

**Born:** July 6/97 **College:** Prairie View A&M **Career GP:** 4 **Draft:** None (2020) **Hgt:** 6.03 **Pos:** QB  
**City:** Arlington, TX **All-Star:** None **Career GS:** 0 **Wgt:** 237 **CFL Yrs:** 1  
**Career:** Signed as a free agent by HAM on Sept 16/21. Practice roster only in 2021. Released on Sep 15/22.

**REG SEAS** GP - HAM 2022: 4 (0). PASSING - 2022: 2 for 6, 13 yds, 1 Int. RUSHING - 2022: 5 for 14 yds, LG 9

**NEWMAN, Jamie**

**2022: Hamilton**

**Born:** Dec 1/97 **College:** Wake Forest **Career GP:** 12 **Draft:** None (2021) **Hgt:** 6.04 **Pos:** QB  
**City:** Graham, NC **All-Star:** None **Career GS:** 1 **Wgt:** 230 **CFL Yrs:** 1  
**Career:** Signed as a free agent by HAM on Jan 18/22. Made first career start on Labour Day vs TOR Sept 5/22.

REG SEASON				RUSHING										FUMBLES				PASSING				Pass		300 Gm Max			WL Rec			
Year	Tm	GP	GS	No	Yds	Avg	LG	TD	Max	100	C2	Pts	Fum	Lst	Att	Com	Pct	Yds	Int	TD	LG	30+	OS	Effic	GW	Gm	Yds	TD	W	L
2022	HAM	12	1	20	83	4.2	30	5	55	0	0	30	0	0	27	16	59.3													

**2023 CFL PLAYER PROFILES**

**PART 1 - CFL QUARTERBACKS**

**O'CONNOR, Michael**

**2022: BC / 2023: Free Agent**

**Born:** Feb 25/96 **College:** UBC **Career GP:** 32 **Cdn Draft:** 2019 TOR **Hgt:** 6.05 **Pos:** QB  
**City:** Orelans, ON **All-Star:** None **Career GS:** 1 **Rd 3, #20** **Wgt:** 223 **CFL Yrs:** 2  
**Career:** Selected by TOR in the 2019 Draft. Signed by CGY on Feb 9/21. Signed by BC on Feb 8/22. Made 1st career start on Aug 26/22 vs SSK. **Status:** N

REG SEASON				RUSHING							FUMBLES				PASSING							Pass				WL Rec					
Year	Tm	GP	GS	No	Yds	Avg	LG	TD	Max	100	C2	Pts	Fum	Lst	Att	Com	Pct	Yds	Int	TD	LG	30+	QS	Effic	Q4	300	Gm	Max	W	L	
2019	TOR	9	0	1	1	1.0	1	0	1	0	0	0	0	0	25	15	60.0	173	0	1	31	1	0	94.3	0	0	112	1	0	0	
2021	CGY	6	0	4	5	1.3	2	0	3	0	0	0	0	0	0	0	0	0	0	0	0	0	0	0	0	0	0	0	0	0	
2022	BC	17	1	1	1	1.0	1	1	1	0	0	6	0	0	27	15	55.6	157	1	0	28	0	1	57.2	0	0	94	0	0	1	
<b>Totals</b>		<b>32</b>	<b>1</b>	<b>6</b>	<b>7</b>	<b>1.2</b>	<b>2</b>	<b>1</b>	<b>3</b>	<b>0</b>	<b>0</b>	<b>6</b>	<b>0</b>	<b>0</b>	<b>52</b>	<b>30</b>	<b>57.7</b>	<b>330</b>	<b>1</b>	<b>1</b>	<b>31</b>	<b>1</b>	<b>0</b>	<b>75.0</b>	<b>0</b>	<b>0</b>	<b>112</b>	<b>1</b>	<b>0</b>	<b>1</b>	

**PIPKIN, Antonio**

**2022: BC / 2023: Free Agent**

**Born:** Jul 19/95 **College:** Tiffin **Career GP:** 52 **Draft:** None (2017) **Hgt:** 6.03 **Pos:** QB  
**City:** Gary, IN **All-Star:** None **Career GS:** 8 **Wgt:** 225 **CFL Yrs:** 5  
**Career:** Signed by MTL in July 2017. Released on Jan 30/20. Signed by EDM on Feb 13/20. Signed as a free agent by TOR on Feb 9/21. Released by TOR on May 29/22. Signed by BC on June 2/22. In 2022 set a career high with 7 rushing TDs. **Status:** A

REG SEASON				RUSHING							FUMBLES				PASSING							Pass				WL Rec				
Year	Tm	GP	GS	No	Yds	Avg	LG	TD	Max	100	C2	Pts	Fum	Lst	Att	Com	Pct	Yds	Int	TD	LG	30+	QS	Effic	Q4	300	Gm	Max	W	L
2017	MTL	1	0	2	5	2.5	5	0	5	0	0	0	0	0	9	2	22.2	14	0	0	9	0	0	27.1	0	0	14	0	0	0
2018	MTL	12	4	45	252	5.6	28	8	75	0	0	48	1	1	131	78	59.5	1,120	8	3	75	9	18	69.5	1	1	303	1	2	2
2019	MTL	14	2	11	61	5.5	18	1	45	0	0	6	3	1	42	19	45.2	161	0	1	22	0	4	63.7	0	0	57	0	0	2
2021	TOR	7	1	27	131	4.9	34	5	78	0	0	30	0	0	26	13	50.0	158	1	0	24	0	4	53.0	0	0	111	0	0	1
2022	BC	18	1	43	137	3.2	16	7	31	0	2	46	1	1	52	29	55.8	393	1	2	47	2	5	84.9	0	0	174	1	0	1
<b>Totals</b>		<b>52</b>	<b>8</b>	<b>128</b>	<b>586</b>	<b>4.6</b>	<b>34</b>	<b>21</b>	<b>78</b>	<b>0</b>	<b>2</b>	<b>130</b>	<b>5</b>	<b>3</b>	<b>260</b>	<b>141</b>	<b>54.2</b>	<b>1,846</b>	<b>10</b>	<b>6</b>	<b>75</b>	<b>11</b>	<b>31</b>	<b>68.5</b>	<b>1</b>	<b>1</b>	<b>303</b>	<b>1</b>	<b>2</b>	<b>6</b>

**W-L REC** v BC 0-1, v EDM 0-3, v MTL 0-1, v OTT 1-0, v SSK 0-1, v TOR 1-0. **CAREER HIGH YDS:** 303 Aug 24/18 vs TOR **DEBUT GS:** Aug 18/18 at EDM  
**PLAYOFFS** GP MTL 2019: 1, TOR 2021: 1, BC 2022: 2. **PASSING** - 2021: 1 for 1, 11 yds. **RUSHING** - 2022: 8 for 16 yds, 1 TD, LG 6

**PRUKOP, Dakota**

**2022: Winnipeg / 2023: USFL**

**Born:** Oct 17/93 **College:** Oregon **Career GP:** 61 **Draft:** None (2017) **Hgt:** 6.01 **Pos:** QB  
**City:** Austin, TX **All-Star:** None **Career GS:** 1 **Wgt:** 208 **CFL Yrs:** 5  
**Career:** Signed by TOR on May 22/17. Signed by CGY on Feb 11/20. Signed by EDM on July 30/21. Signed by WPG on Feb 15/22. **Status:** A

REGULAR SEASON				RUSHING							FUMBLES				PASSING							Pass		Gm Max		WL Rec		Def	
Year	Tm	GP	GS	No	Yds	Avg	LG	TD	Max	100	C2	Pts	Fum	Lst	Att	Com	Pct	Yds	Int	TD	LG	30+	QS	Effic	Yds	TD	W	L	STT
2017	TOR	9	0	0						0	0	0	0	0	0	0	0	0	0	0	0	0	0	0			0	0	6
2018	TOR	14	0	0						0	0	0	0	0	0	0	0	0	0	0	0	0	0	0			0	0	2
2019	TOR	18	1	11	39	3.5	10	0	14	0	0	0	0	0	30	18	60.0	284	2	3	75	1	2	97.1	118	2	0	1	1
2021	EDM	8	0	27	134	5.0	44	2	51	0	3	18	1	0	26	18	69.2	183	2	1	45	2	4	69.9	183	1	0	0	0
2022	WPG	12	0	53	209	3.9	21	6	42	0	0	36	1	0	14	7	50.0	181	0	2	62	2	0	145.2	110	1	0	0	1
<b>Totals</b>		<b>61</b>	<b>1</b>	<b>91</b>	<b>382</b>	<b>4.2</b>	<b>44</b>	<b>8</b>	<b>51</b>	<b>0</b>	<b>3</b>	<b>54</b>	<b>2</b>	<b>0</b>	<b>70</b>	<b>43</b>	<b>61.4</b>	<b>648</b>	<b>4</b>	<b>6</b>	<b>75</b>	<b>5</b>	<b>6</b>	<b>96.6</b>	<b>183</b>	<b>2</b>	<b>0</b>	<b>1</b>	<b>10</b>

**W-L REC** v HAM 0-1. **CFL: 0-1** **DEBUT GS:** Nov 2/19 at HAM (L) **CAREER HIGHS:** TD 2 Oct 26/19 vs OTT **Yds** 183 Nov 19/21 at BC  
**PLAYOFFS** GP WPG 2022: 1. **PASSING:** 1/1, 10 yds. **RUSHING:** 7 for 37 yds, 1 TD.  
**GREY CUP** GP WPG 2022: 1. **PASSING:** 0 for 2, 1 Int. **RUSHING:** 5 for 9 yds, 2 TDs.

**ROURKE, Nathan**

**2022: BC / 2023: NFL (JAX)**

**Born:** May 24/98 **College:** Ohio **Career GP:** 23 **Cdn Draft:** 2020 BC **Hgt:** 6.02 **Pos:** QB  
**City:** Victoria, BC **All-Star:** None **Career GS:** 12 **Rd 2, #15** **Wgt:** 209 **CFL Yrs:** 2  
**Career:** Selected by BC in the 2020 CFL Draft. Selected M/O Canadian in 2022. Signed by NFL Jacksonville on Jan 15/23. In 2022, completed 78.8% of attempts, setting a CFL single-season record (min. 250 att). Led all qualified QBs in 2022 with 123.6 efficiency **Status:** N

REG SEASON				RUSHING							FUMBLES				PASSING							Pass				WL Rec				
Year	Tm	GP	GS	No	Yds	Avg	LG	TD	Max	100	C2	Pts	Fum	Lst	Att	Com	Pct	Yds	Int	TD	LG	30+	QS	Effic	Q4	300	Gm	Max	W	L
2021	BC	13	2	18	111	6.2	17	5	34	0	0	30	1	0	82	52	63.4	754	5	3	75	5	3	80.0	0	1	359	2	1	1
2022	BC	10	10	39	304	7.8	50	7	87	0	0	42	4	3	324	255	78.7	3,349	10	25	90	23	11	123.6	1	6	488	5	8	2
<b>Totals</b>		<b>23</b>	<b>12</b>	<b>57</b>	<b>415</b>	<b>7.3</b>	<b>50</b>	<b>12</b>	<b>87</b>	<b>0</b>	<b>0</b>	<b>72</b>	<b>5</b>	<b>3</b>	<b>406</b>	<b>307</b>	<b>75.6</b>	<b>4,103</b>	<b>15</b>	<b>28</b>	<b>90</b>	<b>28</b>	<b>14</b>	<b>114.8</b>	<b>1</b>	<b>7</b>	<b>488</b>	<b>5</b>	<b>9</b>	<b>3</b>

**W-L REC** v CGY 1-0, v EDM 3-0, v HAM 1-0, v OTT 1-0, v SSK 2-1, v TOR 1-0, v WPG 0-2. **CFL: 9-3**  
**DEBUT GS:** Aug 6/21 at SSK (L) **CAREER HIGHS:** TD 5 Aug 6/22 vs EDM **Yds** 488 Aug 13/22 at CGY

PLAYOFFS				RUSHING							FUMBLES				PASSING							Pass		300 Gm Max		WL Rec			
Year	Tm	GP	GS	No	Yds	Avg	LG	TD	Max	100	C2	Pts	Fum	Lst	Att	Com	Pct	Yds	Int	TD	LG	30+	QS	Effic	Gm	Yds	TD	W	L
2022	BC	2	2	3	25	8.3	12	0	20	0	0	0	0	0	67	42	62.7	621	2	3	42	4		95.4	2	321	2	1	1

**SHILTZ, Matthew**

**2022: Hamilton**

**Born:** Dec 7/92 **College:** Butler **Career GP:** 50 **Draft:** None (2016) **Hgt:** 6.02 **Pos:** QB  
**City:** St. Charles, IL **All-Star:** None **Career GS:** 5 **Wgt:** 205 **CFL Yrs:** 4  
**Career:** Signed as a free agent by MTL on Apr 5/17. Signed as a free agent by HAM on Feb 6/22. **Status:** A

**2023 CFL PLAYER PROFILES**

**PART 1 - CFL QUARTERBACKS**

**SHILTZ, Matthew (Cont'd)**

**2022: Hamilton**

Year	Tm	GP	GS	No	Yds	Avg	LG	TD	Max	100	C2	Pts	Fum	Lst	Att	Com	Pct	Yds	Int	TD	LG	30+	QS	Effic	GW	Gm	Yds	TD	W	L
2017	MTL	9	1	12	85	7.1	23	0	30	0	0	0	1	0	61	35	57.4	385	4	1	39	2	11	54.3	0	0	167	1	0	1
2018	MTL	12	0	5	24	4.8	8	0	18	0	0	0	0	0	30	19	63.3	194	3	1	25	0	3	51.3	0	0	160	1	0	0
2019	MTL	18	1	15	119	7.9	29	1	62	0	0	6	4	2	68	42	61.8	527	2	3	97	1	8	88.3	0	0	177	1	0	1
2021	MTL	11	3	18	85	4.7	17	1	22	0	0	6	1	0	78	49	62.8	760	2	3	68	7	9	97.2	1	0	281	2	2	1
2022	HAM	17	4	28	152	5.4	30	1	42	0	0	6	2	1	119	85	71.4	935	2	4	64	2	10	98.5	2	1	303	2	2	1
<b>Totals</b>		<b>67</b>	<b>9</b>	<b>78</b>	<b>465</b>	<b>6.0</b>	<b>30</b>	<b>3</b>	<b>62</b>	<b>0</b>	<b>0</b>	<b>18</b>	<b>8</b>	<b>3</b>	<b>356</b>	<b>230</b>	<b>64.6</b>	<b>2,801</b>	<b>13</b>	<b>12</b>	<b>97</b>	<b>12</b>	<b>41</b>	<b>84.7</b>	<b>3</b>	<b>1</b>	<b>303</b>	<b>2</b>	<b>4</b>	<b>4</b>

**W-L REC** v BC 0-1, v HAM 0-1, v MTL 0-1, v OTT 2-0, v SSK 0-1, v TOR 2-0. **CFL: 4-4** **CAREER HI:** TD 2 2x (last Aug 20/22) **Yards** 303 Aug 20/22 at MTL

**PLAYOFFS** GP - MTL 2019: 1 (0), HAM 2022: 1 (0). **RUSHING** - HAM 2022: 1 for 0 yds. **PASSING** - HAM 2022: 11 of 19, 127 yds, 1 int, 1 TD.

**STEVENS, Tommy**

**2022: Calgary**

**Born:** Dec 15/96 **College:** Penn State **Career GP:** 18 **Draft:** 2020 NFL (NO) **Hgt:** 6.05 **Pos:** QB  
**City:** Indianapolis, IN **All-Star:** None **Career GS:** 0 **Rd 7, #240** **Wgt:** 245 **CFL Yrs:** 1  
**Career:** Signed as a free agent by CGY on Dec 21/21. **Status:** A

REG SEASON				RUSHING										FUMBLES		PASSING						Pass					WL Rec					
Year	Tm	GP	GS	No	Yds	Avg	LG	TD	Max	100	C2	Pts	Fum	Lst	Att	Com	Pct	Yds	Int	TD	LG	30+	QS	Effic	Q4	300	Gm	Max	Yds	TD	W	L
2022	CGY	18	0	56	297	5.3	85	9	163	1	0	54	0	0	9	6	66.7	41	0	1	14	0	1	113.7	0	0	32	1	0	0	0	

**PLAYOFFS** GP - CGY 2022: 1 (0). **RUSHING** - CGY 2022: 3 for 6 yds, 1 TD, LG 3. **PASSING** - CGY 2022: 0 for 1.

**THOMSON, Kevin**

**2022: BC / 2023: Free Agent**

**Born:** Sept 2/95 **College:** Sacramento St **Career GP:** 3 **Draft:** None (2021) **Hgt:** 6.01 **Pos:** QB  
**City:** Auburn, WA **All-Star:** None **Career GS:** 0 **Wgt:** 220 **CFL Yrs:** 2  
**Career:** Signed as a free agent by BC on Oct 18/21. Released on Sept 7/22. **Status:** A

REG SEASON				RUSHING										FUMBLES		PASSING						Pass					WL Rec					
Year	Tm	GP	GS	No	Yds	Avg	LG	TD	Max	100	C2	Pts	Fum	Lst	Att	Com	Pct	Yds	Int	TD	LG	30+	QS	Effic	Q4	300	Gm	Max	Yds	TD	W	L
2022	BC	1	0	0									0	0	0																	



**2023 CFL PLAYER PROFILES**

**PART 2 - KICKERS & PUNTERS**

**BEDE, Boris**

**2022: Toronto**

**Born:** Nov 20/89 **College:** Laval **Career GP:** 93 **Hgt:** 6.04 **Pos:** K-P  
**City:** Toulon, FRANCE **All-Star:** Div: 2 CFL: 0 **Career Starts:** 0 **Wgt:** 215 **CFL Yrs:** 7  
**Career:** Signed as a free agent by MTL on Feb 19/15. Traded by MTL to TOR on Feb 13/20 for K Tyler Crapigna. Holds CFL records for career & season kickoff average (69.0, 73.0). In 2022 tied the CFL record for longest kickoff (100 yds). **Status:** A

REG SEASON			SCORING:					PUNTING:					FIELD GOALS:					C-1 ATT:		KICKOFFS:							
Year	Tm	GP	Pts	TD	C-1	FG	S	No	Yards	Avg	LG	S	Net Yd	Net	Att	Md	Pct	LG	S	Hi	Att	Pct	No	Yds	Avg	LG	S
2015	MTL	18	146	0	25	36	13	108	4,783	44.3	69	6	3,798	35.2	40	36	90.0	52	4	4	31	80.6	61	3,980	65.2	95	3
2016	MTL	10	62	0	18	11	11	63	2,698	42.8	69	1	2,256	35.8	21	11	52.4	53	7	2	19	94.7	40	2,824	70.6	87	3
2017	MTL	16	112	0	18	29	7	102	4,506	44.2	72	4	3,487	34.2	35	29	82.9	53	1	4	20	90.0	52	3,590	69.0	95	2
2018	MTL	18	141	0	25	34	14	128	5,690	44.5	69	7	4,534	35.4	40	34	85.0	52	3	5	27	92.6	55	4,014	73.0	95	4
2019	MTL	18	145	0	43	31	9	109	4,862	44.6	61	2	3,903	35.8	35	31	88.6	52	2	4	45	95.6	83	5,772	69.5	95	5
2021	TOR	13	112	0	21	28	7	86	3,799	44.2	68	4	3,039	35.3	33	28	84.8	54	1	5	21	100.0	46	3,101	67.4	95	2
2022	TOR	18	172	0	34	43	9	5	248	49.6	53	0	203	40.6	55	43	78.2	56	8	5	37	91.9	61	4,188	68.7	100	1
<b>Totals</b>		<b>111</b>	<b>890</b>	<b>0</b>	<b>184</b>	<b>212</b>	<b>70</b>	<b>601</b>	<b>26,586</b>	<b>44.2</b>	<b>72</b>	<b>24</b>	<b>21,220</b>	<b>35.3</b>	<b>259</b>	<b>212</b>	<b>81.9</b>	<b>56</b>	<b>26</b>	<b>5</b>	<b>200</b>	<b>92.0</b>	<b>398</b>	<b>27,469</b>	<b>69.0</b>	<b>100</b>	<b>20</b>

OTHER DATA			<40 yd		40+ yd		FGs Made:			FG Attempts:			50+ yd*		FIELD GOALS IN DEPTH				
Year	Tm	STT	Att	Md	Att	Md	FG	Yards	Avg	FGA	Yards	Avg	Att	Md	CAREER HIGHS: SEASON				
2015	MTL	3	28	28	12	8	36	1,128	31.3	40	1,317	32.9	3	2	FGs Md (gm) 5 4 times (last in 2022)				
2016	MTL	0	9	6	12	5	11	377	34.3	21	802	38.2	3	1	FG Md (LG) 56 Aug 26/22 vs HAM				
2017	MTL	3	22	20	13	9	29	896	30.9	35	1,149	32.8	4	2	FG Streak 18 Aug 18/18 - Oct 20/18				
2018	MTL	5	27	24	13	10	34	1,091	32.1	40	1,345	33.6	1	1	* Note: 50+ yd data included in 40+ data				
2019	MTL	2	27	25	8	6	31	855	27.6	35	1,020	29.1	2	1					
2021	TOR	1	20	19	13	9	28	972	34.7	33	1,200	36.4	8	6					
2022	TOR	6	29	28	26	15	43	1,379	32.1	55	1,926	35.0	7	4					
<b>Totals</b>		<b>20</b>	<b>162</b>	<b>150</b>	<b>97</b>	<b>62</b>	<b>212</b>	<b>6,698</b>	<b>31.6</b>	<b>259</b>	<b>8,759</b>	<b>33.8</b>	<b>28</b>	<b>17</b>					

PLAYOFFS			SCORING:					PUNTING:					FIELD GOALS:					C-1 ATTS:		KICKOFFS:							
Year	Tm	GP	Pts	TD	C-1	FG	S	No	Yards	Avg	LG	S	Net Yd	Net	Att	Md	Pct	LG	S	Hi	Att	Pct	No	Yds	Avg	LG	S
2019	MTL	1	5	0	2	1	0	4	172	43.0	49	0	114	28.5	1	1	100.0	30	0		3	66.7	5	333	66.6	71	0
2021	TOR	1	19	0	0	6	1	5	240	48.0	56	0	123	24.6	7	6	85.7	47	1		0		2	84	42.0	65	0
2022	TOR	1	0	0	0	0	0	0							2	2	100.0	48	0		4	0.0	6	390	65.0	92	0
<b>Totals</b>		<b>3</b>	<b>24</b>	<b>0</b>	<b>2</b>	<b>7</b>	<b>1</b>	<b>9</b>	<b>412</b>	<b>45.8</b>	<b>56</b>	<b>0</b>	<b>237</b>	<b>26.3</b>	<b>10</b>	<b>9</b>	<b>90.0</b>	<b>48</b>	<b>1</b>		<b>7</b>	<b>28.6</b>	<b>13</b>	<b>807</b>	<b>62.1</b>	<b>92</b>	<b>0</b>

GREY CUP			SCORING:					PUNTING:					FIELD GOALS:					C-1 ATTS:		KICKOFFS:							
Year	Tm	GP	Pts	TD	C-1	FG	S	No	Yards	Avg	LG	S	Net Yd	Net	Att	Md	Pct	LG	S	Hi	Att	Pct	No	Yds	Avg	LG	S
2022	TOR	1	12	0	2	3	1	0							6	3	50.0	46	1		2	100.0	3	218	72.7	77	0

**CASTILLO, Sergio**

**2022: Edmonton**

**Born:** Nov 1/90 **College:** West Texas A&M **Career GP:** 59 **Hgt:** 5.11 **Pos:** K-P  
**City:** La Joya, TX **All-Star:** Div: 2 CFL: 1 **Career Starts:** 0 **Wgt:** 196 **CFL Yrs:** 6  
**Career:** Signed as a free agent by WPG on Aug 28/15 and released on Sep 6/15. Signed as a free agent by OTT on Sep 16/16. Released on Sep 26/16. Signed as a free agent by HAM on May 28/17. Signed as a free agent by OTT on Apr 6/18 and released Jun 10/18. Signed as a free agent by BC on May 25/19. Rights acquired by WPG on Oct 19/21 for a conditional 4th round pick. Signed as a free agent by EDM on March 14/22. In 2022 tied CFL record for longest kickoff (100 yds). **Status:** A

REG SEASON			SCORING:					PUNTING:					FIELD GOALS:					C-1 ATT:		KICKOFFS:							
Year	Tm	GP	Pts	TD	C-1	FG	S	No	Yards	Avg	LG	S	Net Yd	Net	Att	Md	Pct	LG	S	Hi	Att	Pct	No	Yds	Avg	LG	S
2015	WPG	4	38	0	5	10	3	8	348	43.5	59	0	320	40.0	13	10	76.9	48	2	5	6	83.3	12	808	67.3	80	1
2016	OTT	2	1	0	0	0	1	13	588	45.2	90	1	472	36.3	0						0		7	460	65.7	70	0
2017	HAM	14	110	0	20	29	3	94	4,222	44.9	63	2	3,198	34.0	34	29	85.3	57	1	4	21	95.2	47	2,946	62.7	95	0
2019	BC	18	156	0	30	41	3	20	821	41.1	52	0	598	29.9	45	41	91.1	52	1	5	33	90.9	76	4,521	59.5	73	2
2021	WPG	3	26	0	4	7	1	0						9	7	77.8	50	1	4	5	80.0	10	653	65.3	75	0	
2022	EDM	18	140	0	26	37	3	8	308	38.5	50	0	266	33.3	44	37	84.1	52	2	4	29	89.7	48	2,878	60.0	100	1
<b>Totals</b>		<b>59</b>	<b>471</b>	<b>0</b>	<b>85</b>	<b>124</b>	<b>14</b>	<b>143</b>	<b>6,287</b>	<b>44.0</b>	<b>90</b>	<b>3</b>	<b>4,854</b>	<b>33.9</b>	<b>145</b>	<b>124</b>	<b>85.5</b>	<b>57</b>	<b>7</b>	<b>5</b>	<b>94</b>	<b>90.4</b>	<b>200</b>	<b>12,266</b>	<b>61.3</b>	<b>100</b>	<b>4</b>

OTHER DATA			<40 yd		40+ yd		FGs Made:			FG Attempts:			50+ yd*		FIELD GOALS IN DEPTH				
Year	Tm	STT	Att	Md	Att	Md	FG	Yards	Avg	FGA	Yards	Avg	Att	Md	CAREER HIGHS: SEASON				
2015	WPG	1	7	6	6	4	10	354	35.4	13	472	36.3	0	0	FGs Md (gm) 5 2x: latest June 21/19				
2016	OTT	0	0	0	0	0	0			0			0	0	FG Md (LG) 57 Sept 4/17 v TOR				
2017	HAM	3	21	19	13	10	29	1,022	35.2	34	1,235	36.3	5	5	FG Streak 11 July 11/19 - Aug 24/19				
2019	BC	1	22	22	23	19	41	1,416	34.5	45	1,609	35.8	7	5	* Note: 50+ yd data included in 40+ data				
2021	WPG	0	4	3	5	4	7	259	37.0	9	349	38.8	2	1					
2022	EDM	2	24	23	20	14	37	1,316	35.6	44	1,650	37.5	6	3					
<b>Totals</b>		<b>7</b>	<b>78</b>	<b>73</b>	<b>67</b>	<b>51</b>	<b>124</b>	<b>4,367</b>	<b>35.2</b>	<b>145</b>	<b>5,315</b>	<b>36.7</b>	<b>20</b>	<b>14</b>					

PLAYOFFS			SCORING:					KICKOFFS:					C-1 ATTS:		FIELD GOALS:					PUNTING:		
Year	Tm	GP	Pts	TD	C-1	FG	S	No	Yds	Avg	LG	S	Att	Pct	Att	Md	Pct	LG	S	Hi	No	Yards
2021	WPG	1	3	0	3	0	0	4	249	62.3	68	0	3	100.0	0	0					0	

GREY CUP			SCORING:					KICKOFFS:					C-1 ATTS:		FIELD GOALS:					PUNTING:		
Year	Tm	GP	Pts	TD	C-1	FG	S	No	Yds	Avg	LG	S	Att	Pct	Att	Md	Pct	LG	S	Hi	No	Yards
2021	WPG	1	18	0	1	5	2	6	376	62.7	79	2	1	100.0	5	5	100.0	45	0		0	

**2023 CFL PLAYER PROFILES**

**PART 2 - KICKERS & PUNTERS**

**CÔTÉ, David**

**2022: Montréal**

**Born:** Nov 20/96 **College:** Laval **Career GP:** 32 **Cdn Draft:** 2021 MTL **Hgt:** 6.04 **Pos:** K-P  
**City:** Quebec City, QC **All-Star:** None **Career Starts:** 0 **Rd 5, #45** **Wgt:** 215 **CFL Yrs:** 2  
**Career:** Selected by MTL in the 2021 CFL Draft. **Status:** N

REG SEASON			SCORING:					KICKOFFS:					C-1 ATTS:			FIELD GOALS:					PUNTING:		DEF
Year	Tm	GP	Pts	TD	C-1	FG	S	No	Yds	Avg	LG	S	Att	Pct	Att	Md	Pct	LG	S	Hi	No	Yds	STT
2021	MTL	14	129	0	32	32	1	67	4,004	59.8	73	0	34	94.1	39	32	82.1	49	1	6	0		2
2022	MTL	18	169	0	36	44	1	70	4,369	62.4	85	0	37	97.3	51	44	86.3	52	1	5	0		1
<b>Totals</b>		<b>32</b>	<b>298</b>	<b>0</b>	<b>68</b>	<b>76</b>	<b>2</b>	<b>137</b>	<b>8,373</b>	<b>61.1</b>	<b>85</b>	<b>0</b>	<b>71</b>	<b>95.8</b>	<b>90</b>	<b>76</b>	<b>84.4</b>	<b>52</b>	<b>2</b>	<b>6</b>	<b>0</b>		<b>3</b>

OTHER DATA		<40 yd		40+ yd		FGs Made:			FG Attempts:			50+ yd*		FIELD GOALS IN DEPTH	
Year	Tm	Att	Md	Att	Md	FG	Yards	Avg	FGA	Yards	Avg	Att	Md	CAREER HIGHS:	SEASON
2021	MTL	23	23	16	9	32	980	30.6	39	1,305	33.5	2	0	FGs Md (gm)	6 Sep 18/21 vs BC
2022	MTL	31	28	20	16	44	1,350	30.7	51	1,633	32.0	6	2	FG Md (LG)	52 Oct 21/22 at EDM
<b>Totals</b>		<b>54</b>	<b>51</b>	<b>36</b>	<b>25</b>	<b>76</b>	<b>2,330</b>	<b>30.7</b>	<b>90</b>	<b>2,938</b>	<b>32.6</b>	<b>8</b>	<b>2</b>	FG Streak	13 Aug 11/22 to Sep 23/22

PLAYOFFS			SCORING:					KICKOFFS:					C-1 ATTS:			FIELD GOALS:					PUNTING:	
Year	Tm	GP	Pts	TD	C-1	FG	S	No	Yds	Avg	LG	S	Att	Pct	Att	Md	Pct	LG	S	No	Yds	
2021	MTL	1	4	0	1	1	0	3	171	57.0	58	0	1	100.0	1	1	100.0	17	0	0		
2022	MTL	2	13	0	1	4	0	2	131	65.5	66	0	1	100.0	4	4	100.0	35	0	0		
<b>Totals</b>		<b>3</b>	<b>17</b>	<b>0</b>	<b>2</b>	<b>5</b>	<b>0</b>	<b>5</b>	<b>302</b>	<b>60.4</b>	<b>66</b>	<b>0</b>	<b>2</b>	<b>100.0</b>	<b>5</b>	<b>5</b>	<b>100.0</b>	<b>35</b>	<b>0</b>	<b>0</b>		

**DOMAGALA, Michael**

**2022: Hamilton**

**Born:** Sep 28/95 **College:** Carleton **Career GP:** 32 **Cdn Draft:** Undrafted **Hgt:** 5.09 **Pos:** K-P  
**City:** St. Catharines, ON **All-Star:** None **Career Starts:** 0 **Wgt:** 202 **CFL Yrs:** 2  
**Career:** Signed as a free agent by HAM on July 10/21. **Status:** N

REG SEASON			SCORING:					PUNTING:					FIELD GOALS:					C-1 ATT:		KICKOFFS:							
Year	Tm	GP	Pts	TD	C-1	FG	S	No	Yards	Avg	LG	S	Net Yd	Net	Att	Md	Pct	LG	S	Hi	Att	Pct	No	Yds	Avg	LG	S
2021	HAM	6	30	0	8	7	1	25	1,086	43.4	60	0	903	36.1	10	7	70.0	46	1	3	10	80.0	16	941	58.8	76	0
2022	HAM	17	44	0	4	12	4	65	2,910	44.8	82	3	2,375	36.5	16	12	75.0	52	0	4	5	80.0	60	3,994	66.6	95	1
<b>Totals</b>		<b>23</b>	<b>74</b>	<b>0</b>	<b>12</b>	<b>19</b>	<b>5</b>	<b>90</b>	<b>3,996</b>	<b>44.4</b>	<b>82</b>	<b>3</b>	<b>3,278</b>	<b>36.4</b>	<b>26</b>	<b>19</b>	<b>73.1</b>	<b>52</b>	<b>1</b>	<b>4</b>	<b>15</b>	<b>80.0</b>	<b>76</b>	<b>4,935</b>	<b>64.9</b>	<b>95</b>	<b>1</b>

OTHER DATA		<40 yd		40+ yd		FGs Made:			FG Attempts:			50+ yd*		FIELD GOALS IN DEPTH		
Year	Tm	STT	Att	Md	Att	Md	FG	Yards	Avg	FGA	Yards	Avg	Att	Md	CAREER HIGHS:	SEASON
2021	HAM	1	8	6	2	1	7	188	26.9	10	307	30.7	1	0	FGs Md (gm)	4 Jun 24/22 vs WPG
2022	HAM	4	9	9	7	3	12	395	32.9	16	591	36.9	3	1	FG Md (LG)	52 Jun 11/22 at SSK
<b>Totals</b>		<b>5</b>	<b>17</b>	<b>15</b>	<b>9</b>	<b>4</b>	<b>19</b>	<b>583</b>	<b>30.7</b>	<b>26</b>	<b>898</b>	<b>34.5</b>	<b>4</b>	<b>1</b>	FG Streak	6 In 2022

PLAYOFFS			SCORING:					KICKOFFS:					C-1 ATTS:			FIELD GOALS:					PUNTING:	
Year	Tm	GP	Pts	TD	C-1	FG	S	No	Yds	Avg	LG	S	Att	Pct	Att	Md	Pct	LG	S	No	Yards	
2021	HAM	2	12	0	3	3	0	8	431	53.9	65	0	4	75.0	3	3	100.0	38	0	0		

GREY CUP			SCORING:					KICKOFFS:					C-1 ATTS:			FIELD GOALS:					PUNTING:	
Year	Tm	GP	Pts	TD	C-1	FG	S	No	Yds	Avg	LG	S	Att	Pct	Att	Md	Pct	LG	S	No	Yards	
2021	HAM	1	11	0	2	3	0	4	252	63.0	72	0	2	100	3	3	100.0	13	0	0		

**FLINTOFT, Stefan**

**2022: B.C.**

**Born:** Oct 8/95 **College:** UCLA **Career GP:** 30 **Cdn Draft:** ---- **Hgt:** 6.03 **Pos:** K-P  
**City:** Westchester, CA **All-Star:** Div: 0 CFL: 0 **Career Starts:** 0 **Wgt:** 191 **CFL Yrs:** 2  
**Career:** Signed as a free agent by BC on Jan 14/20. **Status:** A

REG SEASON			SCORING:					PUNTING:					KICKOFFS:					FG ATTS:		C1	DEF		
Year	Tm	GP	Pts	TD	C-1	FG	S	No	Yards	Avg	LG	S	Net Yd	Net	No	Yds	Avg	LG	S	Att	FG	Att	STT
2021	BC	12	3	0	0	0	3	74	3,537	47.8	68	3	2,779	37.6	43	2,632	61.2	71	0	0	0	0	3
2022	BC	18	4	0	0	0	4	104	4,935	47.5	89	4	3,910	37.6	80	4,933	61.7	76	0	0	0	0	2
<b>Totals</b>		<b>30</b>	<b>7</b>	<b>0</b>	<b>0</b>	<b>0</b>	<b>7</b>	<b>178</b>	<b>8,472</b>	<b>47.6</b>	<b>89</b>	<b>7</b>	<b>6,689</b>	<b>37.6</b>	<b>123</b>	<b>7,565</b>	<b>61.5</b>	<b>76</b>	<b>0</b>	<b>0</b>	<b>0</b>	<b>0</b>	<b>5</b>

PLAYOFFS			SCORING:					PUNTING:					KICKOFFS:					FG ATTS:		C1	DEF		
Year	Tm	GP	Pts	TD	C-1	FG	S	No	Yards	Avg	LG	S	Net Yd	Net	No	Yds	Avg	LG	S	Att	FG	Att	STT
2022	BC	2	1	0	0	0	1	10	422	42.2	56	1	254	25.4	3	200	66.7	68	0	0	0	0	0

**GRACE, Cody**

**2022: Calgary**

**Born:** Mar 19/96 **College:** Arkansas State **Career GP:** 29 **Cdn Draft:** ---- **Hgt:** 6.02 **Pos:** P  
**City:** Perth, Australia **All-Star:** Div: 1 CFL: 0 **Career Starts:** 0 **Wgt:** 257 **CFL Yrs:** 2  
**Career:** Selected 6th overall by CGY in the 2021 Global Draft. Signed on May 11/21. Selected as a 2022 West Div. All-Star. Led the CFL in punting average in 2022 (48.18 yds). **Status:** G

REG SEASON			SCORING:					PUNTING:					DEF	PLAYOFFS			PUNTING:					DEF			
Year	Tm	GP	Pts	TD	C-1	FG	S	No	Yards	Avg	LG	S	Net Yd	Net	STT	Year	Tm	GP	No	Yards	Avg	Net	LG	S	STT
2021	CGY	14	0	0	0	0	0	78	3,557	45.6	63	0	3,240	41.5	0	2021	CGY	1	3	134	44.7	21	47	1	0
2022	CGY	15	3	0	0	0	3	82	3,951	48.2	77	3	3,251	39.6	1	2022	CGY	1	4	165	41.3	143	51	0	0
<b>Totals</b>		<b>29</b>	<b>3</b>	<b>0</b>	<b>0</b>	<b>0</b>	<b>3</b>	<b>160</b>	<b>7,508</b>	<b>46.9</b>	<b>77</b>	<b>3</b>	<b>6,491</b>	<b>40.6</b>	<b>1</b>	<b>Totals</b>	<b>2</b>	<b>7</b>	<b>299</b>	<b>42.7</b>	<b>164</b>	<b>51</b>	<b>1</b>	<b>0</b>	

**2023 CFL PLAYER PROFILES**

**PART 2 - KICKERS & PUNTERS**

**HAGGERTY, John** **2022: Toronto**  
**Born:** Feb 6/95 **College:** Western Kentucky **Career GP:** 17 **Cdn Draft:** ---- **Hgt:** 6.05 **Pos:** P  
**City:** Sydney, Australia **All-Star:** Div: 1 CFL: 0 **Career Starts:** 0 **Wgt:** 225 **CFL Yrs:** 1  
**Career:** Selected by TOR in Round 1 of the 2022 Global Draft. Selected as a 2022 East Div. All-Star. **Status:** G

REG SEASON			SCORING:					PUNTING:					DEF	PLAYOFFS			PUNTING:					DEF			
Year	Tm	GP	Pts	TD	C-1	FG	S	No	Yards	Avg	LG	S	Net Yd	Net	STT	Year	Tm	GP	No	Yards	Avg	Net	LG	S	STT
2022	TOR	17	5	0	0	0	5	107	5,155	48.2	83	5	3,948	36.9	2	2022	TOR	1	2	54	27.0	46	40	0	0

**GREY CUP** GP - TOR 2022: 1. Punts - 2022: 6 for 295 yds, LG 52, 0 S, Net 143 yds.

**HAYES, Blake** **2022: Hamilton**  
**Born:** Aug 13/98 **College:** Illinois **Career GP:** 1 **Glb Draft:** '22 (#10) **Hgt:** 6.06 **Pos:** P  
**City:** Melbourne, Australia **All-Star:** Div: 0 CFL: 0 **Career Starts:** 0 **Wgt:** 225 **CFL Yrs:** 1  
**Career:** Selected by Hamilton in Round 2 of the 2022 Global Draft. Signed on May 25/22. **Status:** G

REG SEASON			SCORING:					PUNTING:					DEF	PLAYOFFS			PUNTING:					DEF			
Year	Tm	GP	Pts	TD	C-1	FG	S	No	Yards	Avg	LG	S	Net Yd	Net	STT	Year	Tm	GP	No	Yds	Avg	Net	LG	S	STT
2022	HAM	1	0	0	0	0	0	6	278	46.3	51	0	239	39.8	0	2022	HAM	1	6	285	47.5	55	0	1	

**LARYEA, Simon** **2022: Hamilton / Free agent**  
**Born:** Jan 18/96 **College:** Abilene Christian **Career GP:** 4 **Cdn Draft:** ---- **Hgt:** 6.02 **Pos:** P  
**City:** Scottsdale, AZ **All-Star:** Div: 0 CFL: 0 **Career Starts:** 0 **Wgt:** 203 **CFL Yrs:** 1  
**Career:** Signed a free agent by HAM on Jun 8/22. Released by HAM on Jul 10/22. **Status:** A

**REG SEASON** GP - 2022 HAM: 4. Punting - 2022: 23 for 1,020 yds, Avg. 44.3, LG 61, 0 S, Net 845 yds.

**LAUTHER, Brett** **2022: Saskatchewan**  
**Born:** Nov 4/90 **College:** St. Mary's **Career GP:** 67 **Cdn Draft:** 2013 HAM **Hgt:** 6.01 **Pos:** K-P  
**City:** Truro, NS **All-Star:** Div: 1 ('18) CFL: 0 **Career Starts:** 0 **Rd 7, #53** **Wgt:** 195 **CFL Yrs:** 6  
**Career:** Selected by HAM in the 2013 Cdn Draft. Signed by EDM on Sep 25/17 (IL only). Signed by SSK on Mar 19/18. **Status:** N

REG SEASON			SCORING:					PUNTING:					FIELD GOALS:					C-1 ATT:		KICKOFFS:								
Year	Tm	GP	Pts	TD	C-1	FG	S	No	Yards	Avg	LG	S	Net Yd	Net	Att	Md	Pct	LG	S	Hi	Att	Pct	No	Yds	Avg	LG	S	
2013	HAM	4	31	0	10	6	3	0							10	6	60.0	40	3	4	10	100.0	17	1,016	59.8	70	0	
2017	EDM	0	0	0	0	0	0	0							0						0		0					
2018	SSK	18	198	0	33	54	3	0							60	54	90.0	56	3	6	36	91.7	65	4,155	63.9	82	0	
2019	SSK	13	126	0	27	32	3	0							41	32	78.0	32	3	4	31	87.1	53	3,196	60.3	76	0	
2021	SSK	14	141	0	18	40	3	4	134	33.5	41	0	100	25.0	47	40	85.1	40	2	5	19	94.7	47	2,893	61.6	94	1	
2022	SSK	18	152	0	25	41	4	0							50	41	82.0	57	4	5	27	92.6	33	2,064	62.5	76	0	
<b>Totals</b>	<b>67</b>	<b>648</b>	<b>0</b>	<b>113</b>	<b>173</b>	<b>16</b>	<b>4</b>	<b>134</b>	<b>33.5</b>	<b>41</b>	<b>0</b>	<b>100</b>	<b>25.0</b>	<b>208</b>	<b>173</b>	<b>83.2</b>	<b>57</b>	<b>15</b>	<b>6</b>	<b>123</b>	<b>91.9</b>	<b>215</b>	<b>13,324</b>	<b>62.0</b>	<b>94</b>	<b>1</b>		

OTHER DATA			<40 yd		40+ yd		FGs Made:			FG Attempts:			50+ yd*		FIELD GOALS IN DEPTH				
Year	Tm	STT	Att	Md	Att	Md	FG	Yards	Avg	FGA	Yards	Avg	Att	Md	CAREER HIGHS: SEASON				
2013	HAM	1	7	5	3	1	6	180	30.0	10	322	32.2	0	0	FGs Md (gm)	6	Sep 8/18	at WPG	
2018	SSK	3	39	37	21	17	54	1,887	34.9	60	2,142	35.7	5	4	FG Md (LG)	57	Jul 2/22	vs MTL	
2019	SSK	2	22	19	19	13	32	1,008	31.5	41	1,393	34.0	4	2	FG Streak	17	Aug 25/18	to Oct 8/18	
2021	SSK	2	30	28	17	12	40	1,297	32.4	47	1,618	34.4	6	3	* Note: 50+ yd data included in 40+ data				
2022	SSK	2	31	28	19	13	41	1,334	32.5	50	1,733	34.7	6	4					
<b>Totals</b>	<b>10</b>	<b>129</b>	<b>117</b>	<b>79</b>	<b>56</b>	<b>173</b>	<b>5,706</b>	<b>33.0</b>	<b>208</b>	<b>7,208</b>	<b>34.7</b>	<b>21</b>	<b>13</b>						

PLAYOFFS			SCORING:					KICKOFFS:					C-1 ATTS:		FIELD GOALS:					
Year	Tm	GP	Pts	TD	C-1	FG	S	No	Yds	Avg	LG	S	Att	Pct	Att	Md	Pct	LG	S	Yds
2018	SSK	1	12	0	0	4	0	1	49	49.0	49	0	0		4	4	100.0	34	0	110
2019	SSK	1	12	0	0	4	0	1	67	67.0	67	0	0		4	4	100.0	42	0	101
2021	SSK	2	20	0	5	5	0	8	427	53.4	71	0	5	100.0	7	5	71.4	34	0	111
<b>Totals</b>	<b>4</b>	<b>44</b>	<b>0</b>	<b>5</b>	<b>13</b>	<b>0</b>	<b>10</b>	<b>543</b>	<b>54.3</b>	<b>71</b>	<b>0</b>	<b>5</b>	<b>100</b>	<b>15</b>	<b>13</b>	<b>86.7</b>	<b>42</b>	<b>0</b>	<b>322</b>	

**LEONE, Richie** **2022: Ottawa**  
**Born:** Mar 10/92 **College:** Houston **Career GP:** 103 **Hgt:** 6.03 **Pos:** K-P  
**City:** Roswell, GA **All-Star:** Div: 5 CFL: 4 **Career Starts:** 0 **Wgt:** 210 **CFL Yrs:** 6  
**Career:** Signed as a free agent by BC on May 31/15. Led CFL in punting average in 2015 & 2016. Released by BC on Jan 3/17. Signed as a free agent by OTT on Apr 10/18. Selected as a 2021 CFL All-Star. **Status:** A

REG SEASON			SCORING:					PUNTING:					FIELD GOALS:					C-1 DEF		KICKOFFS:							
Year	Tm	GP	Pts	TD	C-1	FG	S	No	Yards	Avg	LG	S	Net Yd	Net	Att	Md	Pct	LG	S	Hi	Att	STT	No	Yds	Avg	LG	S
2015	BC	17	130	0	27	30	13	119	5,893	49.5	83	9	4,553	38.3	39	30	76.9	56	3	5	38	4	71	4,601	64.8	88	1
2016	BC	18	155	0	25	35	25	97	4,778	49.3	78	13	3,578	36.9	51	35	68.6	52	7	5	30	5	82	5,331	65.0	95	5
2018	OTT	18	5	0	0	0	5	124	5,765	46.5	65	5	4,643	37.4	0						0	2	75	4,574	61.0	74	0
2019	OTT	18	7	0	0	0	7	132	6,383	48.4	77	6	5,179	39.2	0						0	3	50	3,091	61.8	72	1
2021	OTT	14	0	0	0	0	0	106	4,912	46.3	67	0	4,315	40.7	0						0	5	31	1,894	61.1	72	0
2022	OTT	18	3	0	0	0	3	112	5,199	46.4	86	3	4,324	38.6	0						0	4	50	3,033	60.7	73	0
<b>Totals</b>	<b>103</b>	<b>300</b>	<b>0</b>	<b>52</b>	<b>65</b>	<b>53</b>	<b>690</b>	<b>32,930</b>	<b>47.7</b>	<b>86</b>	<b>36</b>	<b>26,592</b>	<b>38.5</b>	<b>90</b>	<b>65</b>	<b>72.2</b>	<b>56</b>	<b>10</b>	<b>5</b>	<b>68</b>	<b>23</b>	<b>359</b>	<b>22,524</b>	<b>62.7</b>	<b>95</b>	<b>7</b>	

**2023 CFL PLAYER PROFILES**

**PART 2 - KICKERS & PUNTERS**

**LEONE, Richie (Cont'd)**

**2022: Ottawa**

OTHER DATA		<40 yd		40+ yd		FGs Made:			FG Attempts:			50+ yd*		FIELD GOALS IN DEPTH					
Year	Tm	Att	Md	Att	Md	FG	Yards	Avg	FGA	Yards	Avg	Att	Md	CAREER HIGHS: SEASON					
2015	BC	24	22	15	8	30	839	28.0	39	1,205	30.9	3	2	FGs Md (gm) 5 2x: latest Aug 4/16 at MTL					
2016	BC	33	26	18	9	35	1,047	29.9	51	1,723	33.8	5	1	FG Md (LG) 56 Jul 10/15 v SSK					
<b>Totals</b>		<b>57</b>	<b>48</b>	<b>33</b>	<b>17</b>	<b>65</b>	<b>1,886</b>	<b>29.0</b>	<b>90</b>	<b>2,928</b>	<b>32.5</b>	<b>8</b>	<b>3</b>	FG Streak 13 Jul 25/15 - Aug 29/15					

PLAYOFFS		SCORING:					PUNTING:					FIELD GOALS:					C-1 ATTS:		KICKOFFS:							
Year	Tm	GP	Pts	TD	C-1	FG	S	No	Yards	Avg	LG	S	Net Yd	Net	Att	Md	Pct	LG	S	Att	Pct	No	Yds	Avg	LG	S
2015	BC	17	9	0	0	3	0	8	392	49.0	63	0	341	42.6	3	3	100.0	56	0	0	0	2	127	63.5	66	0
2016	BC	18	1	0	0	0	1	14	685	48.9	60	0	596	42.6	0	0	0	0	0	0	0	9	607	67.4	69	1
2018	OTT	18	0	0	0	0	0	2	77	38.5	41	0	69	34.5	0	0	0	0	0	0	0	7	388	55.4	63	0
<b>Totals</b>		<b>53</b>	<b>10</b>	<b>0</b>	<b>0</b>	<b>3</b>	<b>1</b>	<b>24</b>	<b>1,154</b>	<b>48.1</b>	<b>63</b>	<b>0</b>	<b>1,006</b>	<b>41.9</b>	<b>3</b>	<b>3</b>	<b>100</b>	<b>56</b>	<b>0</b>	<b>0</b>	<b>0</b>	<b>18</b>	<b>1,122</b>	<b>62.3</b>	<b>69</b>	<b>1</b>

GREY CUP GP - OTT 2018: 1. Punting - 6 for 271 yds, LG 51. K/O - 2 for 117 yds, LG 59, 0 S.

REG SEASON Passing - 2021: 1 for 1, 29 yds, 2022 1 for 1, 23 yds.

**LIEGGHIO, Marc**

**2022: Winnipeg**

**Born:** Feb 13/97 **College:** Western **Career GP:** 32 **Cdn Draft:** 2020 WPG **Hgt:** 5.07 **Pos:** K-P  
**City:** Woodbridge, ON **All-Star:** None **Career Starts:** 0 **Rd 5, #45** **Wgt:** 199 **CFL Yrs:** 2  
**Career:** Selected by Winnipeg in the 2020 CFL Draft. **Status:** N

REG SEASON		SCORING:					PUNTING:					FIELD GOALS:					C-1 ATT:		KICKOFFS:								
Year	Tm	GP	Pts	TD	C-1	FG	S	No	Yards	Avg	LG	S	Net Yd	Net	Att	Md	Pct	LG	S	Att	Pct	No	Yds	Avg	LG	S	
2021	WPG	14	24	0	5	5	4	92	4,024	43.7	66	4	3,275	35.6	8	5	62.5	50	0	4	8	62.5	27	1,662	61.6	76	0
2022	WPG	18	158	0	56	32	6	91	4,264	46.9	74	6	3,320	36.5	39	32	82.1	55	0	3	61	91.8	90	5,750	63.9	88	0
<b>Totals</b>		<b>32</b>	<b>182</b>	<b>0</b>	<b>61</b>	<b>37</b>	<b>10</b>	<b>183</b>	<b>8,288</b>	<b>45.3</b>	<b>74</b>	<b>10</b>	<b>6,595</b>	<b>36.0</b>	<b>47</b>	<b>37</b>	<b>78.7</b>	<b>55</b>	<b>0</b>	<b>4</b>	<b>69</b>	<b>88.4</b>	<b>117</b>	<b>7,412</b>	<b>63.4</b>	<b>88</b>	<b>0</b>

OTHER DATA		<40 yd		40+ yd		FGs Made:			FG Attempts:			50+ yd*		FIELD GOALS IN DEPTH						
Year	Tm	STT	Att	Md	Att	Md	FG	Yards	Avg	FGA	Yards	Avg	Att	Md	CAREER HIGHS: SEASON					
2021	WPG	1	2	2	6	3	5	211	42.2	8	362	45.3	2	1	FGs Md (gm) 4 Aug 28/21 vs CGY					
2022	WPG	5	24	21	15	11	32	1,021	31.9	39	1,316	33.7	3	1	FG Md (LG) 55 Sep 4/22 at SSK					
<b>Totals</b>		<b>6</b>	<b>26</b>	<b>23</b>	<b>21</b>	<b>14</b>	<b>37</b>	<b>1,232</b>	<b>33.3</b>	<b>47</b>	<b>1,678</b>	<b>35.7</b>	<b>5</b>	<b>2</b>	FG Streak 13 Jun 10/22 - Jul 9/22					

PLAYOFFS		SCORING:					PUNTING:					C-1 ATT:		FIELD GOALS:					KICKOFFS:		RUSHING:						
Year	Tm	GP	Pts	TD	C-1	FG	S	No	Yards	Avg	LG	S	Att	Pct	Att	Md	Pct	LG	S	Att	Pct	No	Yds	LG	S	No	Yds
2021	WPG	1	0	0	0	0	0	1	36	36.0	36	0	0	0	0	0	0	0	0	0	0	4	250	66	0	1	-1
2022	WPG	1	10	0	1	3	0	7	306	43.7	49	0	3	33.3	3	3	100.0	44	0	3	4	250	66	0	0	0	
<b>Totals</b>		<b>2</b>	<b>10</b>	<b>0</b>	<b>1</b>	<b>3</b>	<b>0</b>	<b>8</b>	<b>342</b>	<b>42.8</b>	<b>49</b>	<b>0</b>	<b>3</b>	<b>33.3</b>	<b>3</b>	<b>3</b>	<b>100.0</b>	<b>44</b>	<b>0</b>	<b>3</b>	<b>4</b>	<b>250</b>	<b>66</b>	<b>0</b>	<b>1</b>	<b>-1</b>	

GREY CUP		SCORING:					PUNTING:					C-1 ATT:		FIELD GOALS:					KICKOFFS:						
Year	Tm	GP	Pts	TD	C-1	FG	S	No	Yards	Avg	LG	S	Att	Pct	Att	Md	Pct	LG	S	Att	Pct	No	Yds	LG	S
2021	WPG	1	1	0	0	0	1	5	193	38.6	70	1	0	0	0	0	0	0	0	0	0	4	234	64	0
2022	WPG	1	5	0	2	1	0	8	313	39.1	47	0	3	66.7	2	1	50.0	45	0	1	4	234	64	0	
<b>Totals</b>		<b>2</b>	<b>6</b>	<b>0</b>	<b>2</b>	<b>1</b>	<b>1</b>	<b>13</b>	<b>506</b>	<b>38.9</b>	<b>70</b>	<b>1</b>	<b>3</b>	<b>66.7</b>	<b>2</b>	<b>1</b>	<b>50.0</b>	<b>45</b>	<b>0</b>	<b>1</b>	<b>4</b>	<b>234</b>	<b>64</b>	<b>0</b>	

**MENGEL, Matt**

**2022: Edmonton / 2023: USFL**

**Born:** Sep 20/93 **College:** UCLA **Career GP:** 6 **Cdn Draft:** ---- **Hgt:** 6.02 **Pos:** K-P  
**City:** Harbor City, CA **All-Star:** Div: 0 CFL: 0 **Career Starts:** 0 **Wgt:** 225 **CFL Yrs:** 1  
**Career:** Signed as a free agent by EDM on May 23/22. Released by EDM on Jul 29/22. **Status:** A

REG SEASON GP - EDM 2022: 6. Punting - 24 for 1,132 yds, Avg 47.2, LG 63, S 1. Net Yds 879. Kickoffs - 7 for 454 yds, Avg 64.9, LG 70, S 0. STT: 1.

**PAREDES, Rene**

**2022: Calgary**

**Born:** May 15/85 **College:** Concordia **Career GP:** 193 **Cdn Draft:** Not drafted **Hgt:** 5.11 **Pos:** K  
**City:** Caracas, Venezuela **All-Star:** Div: 6 CFL: 6 **Career Starts:** 0 (Yr: 2011) **Wgt:** 199 **CFL Yrs:** 11  
**Career:** Signed as a free agent by WPG on May 16/11. Released by WPG on June 25/11. Signed as a free agent by CGY on Jul 4/11. Selected 2013 CFL M/O Special Teams Player. Through 2022, ranks #10 in all-time CFL scoring with 1,944 pts and #2 in all-time FG% made at 87.6%. **Status:** N

REG SEASON		SCORING:					KICKOFFS:					PUNTS:		FIELD GOALS:					C-1 ATT:		DEF		
Year	Tm	GP	Pts	TD	C-1	FG	S	No	Yds	Avg	LG	S	No	Yds	Att	Md	Pct	LG	S	Att	Pct	STT	
2011	CGY	17	158	0	48	35	5	88	5,289	60.1	80	0	0	0	45	35	77.8	50	5	5	48	100.0	3
2012	CGY	18	170	0	49	40	1	87	5,500	63.2	90	1	0	0	43	40	93.0	46	0	4	49	100.0	2
2013	CGY	18	213	0	49	54	2	81	5,147	63.5	80	0	0	0	57	54	94.7	47	2	5	50	98.0	0
2014	CGY	18	155	0	53	33	3	80	5,052	63.2	95	1	0	0	45	33	73.3	47	2	4	53	100.0	3
2015	CGY	18	156	0	26	41	7	70	4,542	64.9	95	4	0	0	47	41	87.2	51	3	5	30	86.7	0
2016	CGY	18	203	0	30	56	5	81	5,378	66.4	95	2	0	0	64	56	87.5	52	3	5	37	81.1	0
2017	CGY	18	199	0	35	53	5	78	5,096	65.3	95	3	0	0	58	53	91.4	48	2	5	41	85.4	3
2018	CGY	18	161	0	36	41	2	87	5,748	66.1	80	0	0	0	45	41	91.1	52	2	5	39	92.3	1
2019	CGY	18	163	0	30	43	4	80	5,155	64.4	84	2	0	0	52	43	82.7	50	2	5	31	96.8	1
2021	CGY	14	155	0	23	44	0	54	3,281	60.8	81	0	0	0	48	44	91.7	52	0	6	24	95.8	1
2022	CGY	18	211	0	47	54	2	79	5,157	65.3	97	1	0	0	60	54	90.0	53	1	5	49	95.9	0
<b>Totals</b>		<b>193</b>	<b>1,944</b>	<b>0</b>	<b>426</b>	<b>494</b>	<b>36</b>	<b>865</b>	<b>55,345</b>	<b>64.0</b>	<b>97</b>	<b>14</b>	<b>0</b>	<b>0</b>	<b>564</b>	<b>494</b>	<b>87.6</b>	<b>53</b>	<b>22</b>	<b>6</b>	<b>451</b>	<b>94.5</b>	<b>14</b>



PAREDES, Rene (Cont'd)

2022: Calgary

OTHER DATA Year Tm	<40 yd		40+ yd		FGs Made:			FG Attempts:			50+ yd*		FIELD GOALS IN DEPTH	
	Att	Md	Att	Md	FG	Yards	Avg	FGA	Yards	Avg	Att	Md	CAREER HIGHS:	SEAS SEASON
2011 CGY	28	23	17	12	35	1,165	33.3	45	1,555	34.6	1	1	FGs Md (gm)	6 2x: latest Oct 16/21 at BC
2012 CGY	30	29	13	11	40	1,245	31.1	43	1,371	31.9	1	0	FG Md (LG)	53
2013 CGY	41	39	16	15	54	1,662	30.8	57	1,762	30.9	2	2	FG Streak	39 Sep 23/12 - Aug 23/13
2014 CGY	30	26	15	7	33	1,027	31.1	45	1,528	34.0	3	0	* Note: 50+ yd data included in 40+ data	
2015 CGY	31	28	16	13	41	1,363	33.2	47	1,604	34.1	4	3	FG % Breakdown:	
2016 CGY	40	37	24	19	56	1,834	32.8	64	2,165	33.8	1	1	<40 yds:	92.7
2017 CGY	44	42	14	11	53	1,536	29.0	58	1,747	30.1	1	0	40+ yds:	78.1
2018 CGY	31	28	14	13	41	1,231	30.0	45	1,356	30.1	4	4	50+ yds:	64.3
2019 CGY	26	23	26	20	43	1,428	33.2	52	1,824	35.1	3	1		
2021 CGY	26	26	22	18	44	1,490	33.9	48	1,684	35.1	2	1		
2022 CGY	41	40	19	14	54	1,804	33.4	60	2,070	34.5	6	5		
<b>Totals</b>	<b>368</b>	<b>341</b>	<b>196</b>	<b>153</b>	<b>494</b>	<b>15,785</b>	<b>32.0</b>	<b>564</b>	<b>18,666</b>	<b>33.1</b>	<b>28</b>	<b>18</b>		

PLAYOFFS Year Tm GP	SCORING:					KICKOFFS:					C-1 ATTS:		FIELD GOALS:				
	Pts	TD	C-1	FG	S	No	Yds	Avg	LG	S	Att	Pct	Att	Md	Pct	LG	S
2011 CGY 1	10	0	1	3	0	2	123	61.5	65	0	1	100.0	3	3	100.0	52	0
2012 CGY 2	20	0	7	4	1	11	689	62.6	90	1	7	100.0	4	4	100.0	50	0
2013 CGY 1	7	0	1	2	0	1	67	67.0	67	0	1	100.0	2	2	100.0	31	0
2014 CGY 1	7	0	6	0	1	7	440	62.9	66	0	6	100.0	1	0	0.0	0	1
2015 CGY 2	20	0	2	6	0	9	583	64.8	79	0	2	100.0	6	6	100.0	49	0
2016 CGY 1	10	0	4	2	0	6	371	61.8	67	0	4	100.0	2	2	100.0	34	0
2017 CGY 1	4	0	3	0	1	5	352	70.4	94	1	3	100.0	1	0	0.0	0	0
2018 CGY 1	3	0	3	0	0	4	275	68.8	73	0	3	100.0	1	0	0.0	0	0
2019 CGY 1	2	0	2	0	0	4	235	58.8	64	0	2	100.0	0	0			
2021 CGY 1	8	0	2	2	0	3	196	65.3	71	0	2	100.0	8	5	62.5	47	0
2022 CGY 1	10	0	1	3		2	78	39.0	62	0	1	100.0	3	3	100.0	32	0
<b>Totals 13</b>	<b>101</b>	<b>0</b>	<b>32</b>	<b>22</b>	<b>3</b>	<b>54</b>	<b>3,409</b>	<b>63.1</b>	<b>94</b>	<b>2</b>	<b>32</b>	<b>100</b>	<b>31</b>	<b>25</b>	<b>80.6</b>	<b>52</b>	<b>1</b>

GREY CUP Year Tm GP	SCORING:					KICKOFFS:					C-1 ATTS:		FIELD GOALS:				
	Pts	TD	C-1	FG	S	No	Yds	Avg	LG	S	Att	Pct	Att	Md	Pct	LG	S
2012 CGY 1	12	0	0	4	0	4	194	48.5	67	0	0		4	4	100.0	30	0
2014 CGY 1	8	0	2	2	0	3	192	64.0	65	0	2	100.0	2	2	100.0	20	0
2016 CGY 1	9	0	3	2	0	5	282	56.4	59	0	4	75.0	2	2	100.0	32	0
2017 CGY 1	4	0	1	1	0	5	258	51.6	55	0	1	100.0	1	1	100.0	39	0
2018 CGY 1	9	0	3	2	0	5	298	59.6	63	0	3	100.0	2	2	100.0	34	0
<b>Totals 5</b>	<b>42</b>	<b>0</b>	<b>9</b>	<b>11</b>	<b>0</b>	<b>22</b>	<b>1,224</b>	<b>55.6</b>	<b>67</b>	<b>0</b>	<b>10</b>	<b>90.0</b>	<b>11</b>	<b>11</b>	<b>100.0</b>	<b>39</b>	<b>0</b>

RYAN, Jon

2022: Hamilton/Edmonton

**Born:** Nov 26/81 **College:** Regina **Career GP:** 74 **Cdn Draft:** 2004 WPG **Hgt:** 6.00 **Pos:** P  
**City:** Regina, SK **All-Star:** Div: 2 CFL: 1 (05) **Career Starts:** 0 (Rd 3, #24) **Wgt:** 217 **CFL Yrs:** 5  
**Career:** Selected by Winnipeg in the 2004 Canadian Draft. Signed with Green Bay (NFL) on Feb 7/06. Played in the NFL from 2006 to 2017 (GB/SEA: 191 GP, 914 punts, 44.7 yd avg). Signed as a free agent by SSK on May 14/19. Signed as a free agent by HAM on Jul 10/22 (IL only). Traded to EDM on Jul 26/22 for an 8th round pick. Announced retirement November 2022 **Status:** N

REG SEASON Year Tm GP	SCORING:					PUNTING:					DEF STT	PLAYOFFS					PUNTING:					DEF STT
	Pts	TD	C-1	FG	S	No	Yards	Avg	LG	S		Net Yd	Net	Year	Tm	GP	No	Yards	Avg	Net	LG	
2004 WPG 18	6	0	0	0	6	118	5,095	43.2	92	6	3,869	32.8	0	2019 SSK 1	5	268	53.6	194	58	1	0	
2005 WPG 17	12	0	0	0	12	118	5,967	50.6	80	12	4,577	38.8	2									
2019 SSK 18	12	0	0	0	12	107	5,222	48.8	77	12	3,783	35.4	0									
2021 SSK 10	5	0	0	0	5	62	2,907	46.9	77	5	2,307	37.2	1									
2022 HAM 0	0					0																
EDM 11	3	0	0	0	3	62	2,681	43.2	60	3	2,059	33.2	2									
<b>Totals 74</b>	<b>38</b>	<b>0</b>	<b>0</b>	<b>0</b>	<b>38</b>	<b>467</b>	<b>21,872</b>	<b>46.8</b>	<b>92</b>	<b>38</b>	<b>16,595</b>	<b>35.5</b>	<b>5</b>	<b>Totals 1</b>	<b>5</b>	<b>268</b>	<b>53.6</b>	<b>194</b>	<b>58</b>	<b>1</b>	<b>0</b>	

SMALL, Seth

2022: Hamilton

**Born:** Oct 29/99 **College:** Texas A&M **Career GP:** 14 **Hgt:** 5.11 **Pos:** K  
**City:** Katy, TX **All-Star:** Div: 1 CFL: 0 **Career Starts:** 0 **Wgt:** 205 **CFL Yrs:** 1  
**Career:** Signed as a free agent by HAM on May 26/22. Selected as a 2022 East Div. All-Star. **Status:** A

OTHER DATA Year Tm	<40 yd		40+ yd		FGs Made:			FG Attempts:			50+ yd*		FIELD GOALS IN DEPTH				
	Att	Md	Att	Md	FG	Yards	Avg	FGA	Yards	Avg	Att	Md	CAREER HIGHS:	SEASON			
2022 HAM	30	29	13	10	39	1,292	33.1	43	1,465	34.1	5	4	FGs Md (gm)	5 Oct 21/22 vs OTT			
														FG Md (LG)	58 Aug 26/22 at TOR		
														FG Streak	13 Sep 17/22 to Oct 14/22		
PLAYOFFS Year Tm GP	SCORING:					KICKOFFS:					C-1		FIELD GOALS:				
	Pts	TD	C-1	FG	S	No	Yds	Avg	LG	S	Att	Pct	Att	Md	Pct	LG	S
2022 HAM 1	9	0	0	3	0	2	133	66.5	73	0	0		3	3	100.0	47	0

**2023 CFL PLAYER PROFILES**

**PART 2 - KICKERS & PUNTERS**

**SMITH, Jimmy** **2022: Calgary-Saskatchewan**  
**Born:** Aug 24/94 **College:** Cincinnati **Career GP:** 3 **Cdn Draft:** ---- **Hgt:** 6.05 **Pos:** P  
**City:** Australia **All-Star:** Div: 0 CFL: 0 **Career Starts:** 0 **Wgt:** 235 **CFL Yrs:** 1  
**Career:** Traded by SSK to CGY on Jun 5/22 for Global & CFL Draft picks. Re-acquired by SSK on Jul 4/22. **Status:** G

REG SEASON			SCORING:					PUNTING:					K/Os:		ATTS:		DEF		
Year	Tm	GP	Pts	TD	C-1	FG	S	No	Yards	Avg	LG	S	Net Yd	Net	No	Yds	FGA	C1	STT
2022	CGY	3	0	0	0	0	0	18	795	44.2	72	0	650	36.1	0		0	0	2
	SSK	0																	

**VEDVIK, Kaare** **2022: Saskatchewan**  
**Born:** March 16/94 **College:** Marshall **Career GP:** 22 **Cdn Draft:** ---- **Hgt:** 6.03 **Pos:** P  
**City:** Stavanger, Norway **All-Star:** None **Career Starts:** 0 **Wgt:** 215 **CFL Yrs:** 2  
**Career:** Selected in the 2nd round, 14th overall, of the 2021 CFL Global Draft. Signed in October 2021. **Status:** G

REG SEASON			SCORING:					PUNTING:					DEF		PLAYOFFS			PUNTING:					DEF		
Year	Tm	GP	Pts	TD	C-1	FG	S	No	Yards	Avg	LG	S	Net Yd	Net	STT	Year	Tm	GP	No	Yards	Avg	Net	LG	S	STT
2021	SSK	4	2	0	0	0	2	28	1,287	46.0	75	2	1,058	37.8	1	2021	SSK	2	8	284	35.5	231	48	0	0
2022	SSK	18	4	0	0	0	4	107	4,761	44.5	78	4	3,861	36.1	4	Totals		2	8	284	35.5	231	48	0	0
Totals		22	6	0	0	0	6	135	6,048	44.8	78	6	4,919	36.4	5	Totals		2	8	284	35.5	231	48	0	0

**Other Stats:** Own team punt recoveries: 1

**WARD, Lewis** **2022: Ottawa**  
**Born:** Sep 2/92 **College:** Ottawa **Career GP:** 68 **Cdn Draft:** Not drafted **Hgt:** 5.07 **Pos:** K  
**City:** Kingston, ON **All-Star:** Div: 1 CFL: 1 (18) **Career Starts:** 0 **(Yr: 2017)** **Wgt:** 175 **CFL Yrs:** 4  
**Career:** Signed as a free agent by OTT on Jan 3/18.  
 Selected 2018 CFL M/O Special Teams Player and Rookie. Set CFL record in 2018 with a 98.1% FG Made % mark. Across 2018-19, set all-time CFL and Pro Football record with 69 consecutive FGs made (streak ended with his first attempt on Aug 17/19, 31 yards) **Status:** N

REG SEASON			SCORING:					KICKOFFS:					C-1 ATTS:		FIELD GOALS:					PUNTING:		DEF	
Year	Tm	GP	Pts	TD	C-1	FG	S	No	Yds	Avg	LG	S	Att	Pct	Att	Md	Pct	LG	S	Hi	No	Yds	STT
2018	OTT	18	169	0	16	51	0	0					19	84.2	52	51	98.1	52	0	7	0		0
2019	OTT	18	143	0	9	43	5	2	37	18.5	23	0	11	81.8	50	43	86.0	56	5	6	0		0
2021	OTT	14	104	0	14	30	0	5	246	49.2	62	0	14	100.0	36	30	83.3	52	0	4	0		0
2022	OTT	18	175	0	25	49	3	3	42	14.0	16	0	27	92.6	57	49	86.0	51	3	5	0		0
Totals		68	591	0	64	173	8	10	325	32.5	62	0	71	90.1	195	173	88.7	56	8	7	0		0

OTHER DATA		<40 yd		40+ yd		FGs Made:			FG Attempts:			50+ yd*		FIELD GOALS IN DEPTH				
Year	Tm	Att	Md	Att	Md	FG	Yards	Avg	FGA	Yards	Avg	Att	Md	CAREER HIGHS: SEASON				
2018	OTT	35	35	17	16	51	1,570	30.8	52	1,618	31.1	1	1	FGs Md (gm) 7 2x: Last Sep 22/18 vs ED				
2019	OTT	28	24	22	19	43	1,501	34.9	50	1,787	35.7	7	6	FG Md (LG) 56 Oct 19/19 at HAM				
2021	OTT	20	20	16	10	30	961	32.0	36	1,249	34.7	5	2	FG Streak 69 Jun 21/18 to Aug 9/19				
2022	OTT	40	38	17	11	49	1,524	31.1	57	1,865	32.7	5	3	* Note: 50+ yd data included in 40+ data				
Totals		123	117	72	56	173	5,556	32.1	195	6,519	33.4	18	12					

PLAYOFFS			SCORING:					FIELD GOALS:					C-1 ATT:		GREY CUP			FIELD GOALS:					C-1:			
Year	Tm	GP	Pts	TD	C-1	FG	S	Att	Md	Pct	LG	S	Att	Pct	KO	Year	Tm	GP	At	Md	Pct	LG	Yards	S	At	Md
2018	OTT	1	8	0	2	2	0	3	2	66.7	27	0	4	50	0	2018	OTT	1	3	2	66.7	41	71	0	0	0

**WHYTE, Sean** **2022: B.C.**  
**Born:** Oct 23/85 **College:** Surrey Rams Jrs. **Career GP:** 186 **Cdn Draft:** BC Terr. Prot. **Hgt:** 5.09 **Pos:** K  
**City:** White Rock, BC **All-Star:** Div: 1 (13) CFL: 0 **Career Starts:** 0 **in 2009** **Wgt:** 175 **CFL Yrs:** 13  
**Career:** Traded by BC to MTL on May 8/11 for a 2012 first round pick. Released by MTL on Aug 10/15. Signed as a free agent by EDM on Sep 4/15. Signed as a free agent by BC on Feb 8/22. 2011 East Div. M/O Canadian Player. **Status:** N  
**Notable:** To 2022, ranks #13 all-time in CFL scoring (1,734 pts) and #3 in Career FG% at 87.1%.

REG SEASON			SCORING:					PUNTING:					FIELD GOALS:					C-1 ATT:		KICKOFFS:							
Year	Tm	GP	Pts	TD	C-1	FG	S	No	Yards	Avg	LG	S	Net Yd	Net	Att	Md	Pct	LG	S	Hi	Att	Pct	No	Yds	Avg	LG	S
2009	BC	11	90	0	24	21	3	71	2,947	41.5	68	2	2,587	36.4	29	21	72.4	45	1	5	24	100.0	57	3,402	59.7	71	0
2010	BC	2	27	0	6	6	3	15	601	40.1	59	3	414	27.6	6	6	100.0	50	0	4	6	100.0	9	540	60.0	79	0
2011	MTL	18	197	0	50	45	12	115	4,746	41.3	68	7	3,732	32.5	52	45	86.5	48	4	6	50	100.0	91	5,129	56.4	94	1
2012	MTL	18	158	0	50	33	9	120	5,260	43.8	65	7	3,861	32.2	41	33	80.5	52	2	4	50	100.0	94	5,369	57.1	71	0
2013	MTL	18	177	0	43	41	11	127	5,312	41.8	67	7	4,163	32.8	50	41	82.0	48	4	6	44	97.7	86	5,120	59.5	73	0
2014	MTL	18	166	0	30	41	13	146	6,551	44.9	93	12	5,189	35.5	47	41	87.2	49	1	5	30	100.0	71	4,184	58.9	73	0
2015	EDM	9	89	0	14	24	3	59	2,401	40.7	61	3	1,919	32.5	26	24	92.3	53	0	6	14	100.0	25	1,426	57.0	70	0
2016	EDM	18	182	0	47	45	0	0							48	45	93.8	52	0	5	53	88.7	2	30	15.0	15	0
2017	EDM	6	57	0	12	15	0	29	1,189	41.0	50	0	958	33.0	16	15	93.8	55	0	3	14	85.7	23	1,367	59.4	68	0
2018	EDM	18	153	0	44	36	1	0							40	36	90.0	52	1	4	46	95.7	0				
2019	EDM	18	175	0	33	47	1	35	1,476	42.2	49	0	1,179	33.7	54	47	87.0	50	1	7	35	94.3	24	1,403	58.5	80	0
2021	EDM	14	100	0	16	28	0	0							32	28	87.5	52	0	4	16	100.0	4	60	15.0	19	0
2022	BC	18	163	0	54	36	1	0							39	36	92.3	50	1	4	55	98.2	0				
Totals		186	1,734	0	423	418	57	717	30,483	42.5	93	41	24,002	33.5	480	418	87.1	55	15	7	437	96.8	486	28,030	57.7	94	1

WHYTE, Sean (Cont'd)

2022: B.C.

OTHER DATA			<40 yd		40+ yd		FGs Made:			FG Attempts:			50+ yd*		FIELD GOALS IN DEPTH	
Year	Tm	STT	Att	Md	Att	Md	FG	Yards	Avg	FGA	Yards	Avg	Att	Md	CAREER HIGHS: SEASON	
2009	BC	1	18	16	11	5	21	601	28.6	29	917	31.6	0	0	FGs Md (gm) 7 2x: Last Aug 23/19 vs WPG	
2010	BC	0	3	3	3	3	6	213	35.5	6	213	35.5	1	1	FG Md (LG) 55 Jun 30/17 vs MTL	
2011	MTL	1	35	32	17	13	45	1,352	30.0	52	1,641	31.6	1	0	FG Streak 25 Sep 18/16 to Jul 14/17	
2012	MTL	2	30	28	11	5	33	1,022	31.0	41	1,368	33.4	3	1	25 Aug 9/19 to Oct 26/19	
2013	MTL	0	37	34	13	7	41	1,123	27.4	50	1,490	29.8	0	0	24 Jun 30/11 to Sep 5/11	
2014	MTL	1	33	30	14	11	41	1,288	31.4	47	1,514	32.2	0	0		
2015	EDM	0	21	20	5	4	24	710	29.6	26	790	30.4	1	1		
2016	EDM	0	36	36	12	9	45	1,355	30.1	48	1,487	31.0	5	2		
2017	EDM	0	10	10	6	5	15	418	27.9	16	465	29.1	1	1		
2018	EDM	0	18	17	22	19	36	1,286	35.7	40	1,453	36.3	3	3		
2019	EDM	0	33	31	21	17	47	1,520	32.3	54	1,826	33.8	2	1		
2021	EDM	0	21	20	11	8	28	915	32.7	32	1,089	34.0	3	3		
2022	BC	0	30	29	9	7	36	1,292	35.9	39	1,465	37.6	1	1		
<b>Totals</b>		<b>5</b>	<b>325</b>	<b>306</b>	<b>155</b>	<b>113</b>	<b>418</b>	<b>13,095</b>	<b>31.3</b>	<b>480</b>	<b>15,718</b>	<b>32.7</b>	<b>21</b>	<b>14</b>		

FG % Breakdown:	
<40 yds:	94.2
40+ yds:	72.9
50+ yds:	66.7

\* Note: 50+ yd data included in 40+ data

PLAYOFFS			SCORING:					PUNTING:					FIELD GOALS:					C-1 ATTS:		KICKOFFS:						
Year	Tm	GP	Pts	TD	C-1	FG	S	No	Yards	Avg	LG	S	Net Yd	Net	Att	Md	Pct	LG	S	Att	Pct	No	Yds	Avg	LG	S
2009	BC	2	0	0	0	0	0	0					0		0					0		12	708	59.0	66	0
2011	MTL	1	14	0	5	3	0	6	285	47.5	55	0	233	38.8	3	3	100.0	49	0	5	100.0	7	422	60.3	64	0
2012	MTL	1	8	0	2	2	0	4	188	47.0	52	0	167	41.8	2	2	100.0	25	0	2	100.0	6	327	54.5	61	0
2013	MTL	1	8	0	1	2	1	0							4	2	50.0	34	1	1	100.0	2	77	38.5	40	0
2014	MTL	2	14	0	10	1	1	15	639	42.6	56	1	272	18.1	1	1	100.0	33	0	10	100.0	12	732	61.0	68	0
2015	EDM	1	13	0	4	3	0	0							3	3	100.0	32	0	4	100.0	0				
2016	EDM	2	16	0	4	4	0	0							5	4	80.0	42	0	4	100.0	0				
2017	EDM	2	17	0	8	3	0	0							5	3	60.0	34	1	8	100.0	0				
2019	EDM	2	28	0	4	8	0	0							8	8	100.0	49	0	4	100.0	0				
2022	BC	2	17	0	5	4	0	0							4	4	100.0	42	0	5	100.0	5	270	54.0	57	0
<b>Totals</b>		<b>16</b>	<b>135</b>	<b>0</b>	<b>43</b>	<b>30</b>	<b>2</b>	<b>25</b>	<b>1,112</b>	<b>44.5</b>	<b>56</b>	<b>1</b>	<b>672</b>	<b>26.9</b>	<b>35</b>	<b>30</b>	<b>85.7</b>	<b>49</b>	<b>2</b>	<b>43</b>	<b>100.0</b>	<b>44</b>	<b>2,536</b>	<b>57.6</b>	<b>68</b>	<b>0</b>

GREY CUP			SCORING:					PUNTING:					FIELD GOALS:					C-1 ATTS:		KICKOFFS:						
Year	Tm	GP	Pts	TD	C-1	FG	S	No	Yards	Avg	LG	S	Net Yd	Net	Att	Md	Pct	LG	S	Att	Pct	No	Yds	Avg	LG	S
2015	EDM	1	5	0	1	1	1	0							3	1	33.3	25	1	1	100.0	0				

ZEMA, Joseph

2022: Montréal

Born: Aug 10/94 College: Incarnate Word Career GP: 32 Cdn Draft: ---- Hgt: 6.00 Pos: P  
 City: Australia All-Star: Div: 0 CFL: 0 Career Starts: 0 Wgt: 215 CFL Yrs: 2  
 Career: Selected in the the 2021 CFL Global Draft (Rd 1, #6 overall). Status: G

REG SEASON			SCORING:					PUNTING:					DEF	PLAYOFFS			PUNTING:					DEF			
Year	Tm	GP	Pts	TD	C-1	FG	S	No	Yards	Avg	LG	S	Net Yd	Net	STT	Year	Tm	GP	No	Yds	Avg	Net	LG	S	STT
2021	MTL	14	3	0	0	0	3	90	4,071	45.2	67	3	3,309	36.8	0	2022	MTL	2	9	429	47.7	303	69	1	0
2022	MTL	18	3	0	0	0	3	85	4,017	47.3	65	3	3,238	38.1	1	<b>Totals</b>	<b>2</b>	<b>9</b>	<b>429</b>	<b>47.7</b>	<b>303</b>	<b>69</b>	<b>1</b>	<b>0</b>	
<b>Totals</b>		<b>32</b>	<b>6</b>	<b>0</b>	<b>0</b>	<b>0</b>	<b>6</b>	<b>175</b>	<b>8,088</b>	<b>46.2</b>	<b>67</b>	<b>6</b>	<b>6,547</b>	<b>37.4</b>	<b>1</b>										

**2023 CFL PLAYER PROFILES**

**PART 3 - RECEIVERS & RUNNING BACKS**

**ABSHER, Dante**

**2022: Montréal**

**Born:** Dec 13/93 **College:** Glenville State **Career GP:** 8 **Hgt:** 6.02 **Pos:** WR  
**City:** Sterling, VA **All-Star:** None **Career Starts:** 5 **Wgt:** 191 **CFL Yrs:** 3  
**Career:** Signed as a free agent by MTL on Nov 14/18. Released by MTL on Sept 26/22. **Status:** A

REGULAR SEASON		SCORING					RECEIVING										Game Hi:		FUMBLES		PLAYOFFS		RECEIVING					
Year	Tm	GP	GS	TD	C-2	Pts	No	Yds	Avg	LG	TD	30	2D	Tar	YAC	Max	100	No	Lst	Year	Tm	No	Yds	Avg	LG	TD	30	
2019	MTL	2	1	1	0	6	8	84	10.5	27	1	0	3	9	12	81	0	0	0	2019	MTL	5	60	12.0	19	0	0	
2021	MTL	5	3	0	0	0	5	90	18.0	40	0	1	2	10	18	46	0	0	0	0	0	0	0	0	0	0		
2022	MTL	1	1	0	0	0	1	5	5.0	5	0	0	0	3	5	5	0	0	0	0	0	0	0	0	0	0		
<b>Totals</b>		<b>8</b>	<b>5</b>	<b>1</b>	<b>0</b>	<b>6</b>	<b>14</b>	<b>179</b>	<b>12.8</b>	<b>40</b>	<b>1</b>	<b>1</b>	<b>5</b>	<b>22</b>	<b>35</b>	<b>81</b>	<b>0</b>	<b>0</b>	<b>0</b>									

**ACKLIN, Jaelon**

**2022: Ottawa**

**Born:** Aug 10/95 **College:** Western Illinois **Career GP:** 46 **Hgt:** 6.02 **Pos:** WR  
**City:** Mountain View, MO **All-Star:** CFL: 0 Div: 2 **Career Starts:** 46 **Wgt:** 190 **CFL Yrs:** 3  
**Career:** Signed as a free agent by HAM on Mar 20/19. Signed as a free agent by OTT on Feb 9/22. Selected East Div. All-Star in 2021 & 2022. **Status:** A

REGULAR SEASON		SCORING					RECEIVING										Game Hi:		PLAYOFFS			RECEIVING				GREY CUP		RECG	
Year	Tm	GP	GS	TD	C-2	Pts	No	Yds	Avg	LG	TD	30	2D	Tar	YAC	Max	100	Year	Tm	GP	No	Yds	LG	TD	Year	Tm	GP	No	Yds
2019	HAM	17	17	3	0	18	58	708	12.2	29	3	22	74	192	120	1	0	2019	HAM	1	3	45	26	0	2019	HAM	1	5	88
2021	HAM	14	14	4	1	26	50	678	13.6	65	4	18	77	199	98	0	0	2021	HAM	2	13	168	32	1	2021	HAM	1	4	33
2022	OTT	15	15	2	0	12	75	1169	15.6	64	2	19	116	380	159	5	0	<b>Totals</b>	<b>3</b>	<b>16</b>	<b>213</b>	<b>32</b>	<b>1</b>	<b>2</b>	<b>9</b>	<b>121</b>			
<b>Totals</b>		<b>46</b>	<b>46</b>	<b>9</b>	<b>1</b>	<b>56</b>	<b>183</b>	<b>2,555</b>	<b>14.0</b>	<b>65</b>	<b>9</b>	<b>59</b>	<b>267</b>	<b>771</b>	<b>159</b>	<b>5</b>	<b>0</b>												

**ADAMS, Darvin**

**2022: Ottawa**

**Born:** Jan 5/90 **College:** Auburn **Career GP:** 109 **Hgt:** 6.02 **Pos:** WR  
**City:** Canton, MS **All-Star:** CFL: 0 Div: 2 **Career Starts:** 107 **Wgt:** 204 **CFL Yrs:** 9  
**Career:** Signed as a free agent by TOR on Oct 9/13. Signed as a free agent by WPG on Feb 10/15. Signed as a free agent by OTT on Feb 8/22. **Status:** A

REGULAR SEASON		SCORING					RECEIVING										Game Hi:		RUSHING			Game Hi:				FUMBLES					
Year	Tm	GP	GS	TD	C-2	Pts	No	Yds	Avg	LG	TD	30	2D	Tar	YAC	Max	100	No	Yds	Avg	LG	TD	Max	100	No	Lost					
2013	TOR	1	1	1	0	6	3	24	8.0	11	1	0	2	6	2	24	0	0	0	0	0	0	0	0	0	0					
2014	TOR	10	8	1	0	6	18	237	13.2	45	1	1	4	38	52	83	0	0	0	0	0	0	0	0	0	3	3				
2015	WPG	16	16	5	0	30	61	839	13.8	79	5	6	18	101	274	127	2	0	0	0	0	0	0	0	0	1	1				
2016	WPG	8	8	6	0	36	51	690	13.5	63	6	5	14	76	180	121	4	1	1	1.0	1	0	1	0	0	1	0				
2017	WPG	15	15	7	0	42	76	1,120	14.7	75	7	11	24	118	259	195	1	2	4	2.0	12	0	12	0	0	0	0				
2018	WPG	17	17	10	1	62	61	1,028	16.9	72	10	9	21	110	224	162	2	0	0	0	0	0	0	0	0	0	0				
2019	WPG	13	13	5	0	30	47	549	11.7	43	5	2	15	69	137	109	1	0	0	0	0	0	0	0	0	0	0				
2021	WPG	11	11	4	1	26	26	441	17.0	52	4	5	7	49	149	93	0	0	0	0	0	0	0	0	0	0	0				
2022	OTT	18	18	2	1	14	63	949	15.1	50	2	7	22	106	233	118	1	0	0	0	0	0	0	0	0	0	0				
<b>Totals</b>		<b>109</b>	<b>107</b>	<b>41</b>	<b>3</b>	<b>252</b>	<b>406</b>	<b>5,877</b>	<b>14.5</b>	<b>79</b>	<b>41</b>	<b>46</b>	<b>127</b>	<b>673</b>	<b>1510</b>	<b>195</b>	<b>11</b>	<b>3</b>	<b>5</b>	<b>1.7</b>	<b>12</b>	<b>0</b>	<b>12</b>	<b>0</b>	<b>5</b>	<b>4</b>					
PLAYOFFS		SCORING					RECEIVING										Game Hi:		GREY CUP			SCORING				RECEIVING					
Year	Tm	GP	GS	TD	C-2	Pts	No	Yds	Avg	LG	TD	30	2D	Tar	YAC	Max	100	Year	Tm	GP	TD	C-2	Pts	Year	Tm	GP	No	Yds	Avg	LG	TD
2016	WPG	1	1	0	0	0	3	43	14.3	22	0	0	1	7	3	43	0	2019	WPG	1	0	0	0	0	2	11	5.5	8	0		
2018	WPG	2	2	0	0	0	8	93	11.6	26	0	0	5	14	11	64	0	2021	WPG	1	1	0	6	6	5	61	12.2	21	1		
2019	WPG	2	2	1	0	6	6	198	33.0	71	1	3	3	14	85	105	1	<b>Totals</b>	<b>2</b>	<b>1</b>	<b>0</b>	<b>6</b>	<b>6</b>	<b>7</b>	<b>72</b>	<b>10.3</b>	<b>21</b>	<b>1</b>			
2021	WPG	1	1	0	0	0	2	42	21.0	29	0	0	2	2	9	42	0														
<b>Totals</b>		<b>6</b>	<b>6</b>	<b>1</b>	<b>0</b>	<b>6</b>	<b>19</b>	<b>376</b>	<b>19.8</b>	<b>71</b>	<b>1</b>	<b>3</b>	<b>11</b>	<b>37</b>	<b>108</b>	<b>105</b>	<b>1</b>														

**ADDISON, Bralon**

**2022: Hamilton**

**Born:** Oct 12/93 **College:** Oregon **Career GP:** 31 **Hgt:** 5.09 **Pos:** WR  
**City:** Missouri City, TX **All-Star:** CFL: 1 Div: 1 **Career Starts:** 28 **Wgt:** 197 **CFL Yrs:** 4  
**Career:** Signed as a free agent by HAM on Sep 1/18. Released by HAM on Jan 2/20 to pursue NFL opportunities. Signed by HAM on Dec 25/20. **Status:** A

REGULAR SEASON		SCORING					RECEIVING										Game Hi:		RUSHING			PUNT RETURNS				K/O RETS			
Year	Tm	GP	GS	TD	C-2	Pts	No	Yds	Avg	LG	TD	30	2D	Tar	YAC	Max	100	No	Yds	Avg	LG	TD	No	Yds	Avg	LG	No	Yds	LG
2018	HAM	4	1	1	0	6	8	113	14.1	26	1	30	6	13	18	103	1	0	0	0	0	0	19	164	8.6	17	5	80	17
2019	HAM	16	16	8	4	56	95	1,236	13.0	76	7	8	26	126	558	167	6	36	218	6.1	23	1	2	-1	-0.5	0	0	0	
2021	HAM	3	3	0	1	2	18	231	12.8	61	0	1	3	23	76	95	0	5	13	2.6	10	0	0	0	0	0	0		
2022	HAM	8	8	0	0	0	43	433	10.1	29	0	0	14	54	185	96	0	12	67	5.6	21	0	3	32	10.7	23	0	0	
<b>Totals</b>		<b>31</b>	<b>28</b>	<b>9</b>	<b>5</b>	<b>64</b>	<b>164</b>	<b>2,013</b>	<b>12.3</b>	<b>76</b>	<b>8</b>	<b>39</b>	<b>49</b>	<b>216</b>	<b>837</b>	<b>167</b>	<b>7</b>	<b>53</b>	<b>298</b>	<b>5.6</b>	<b>23</b>	<b>1</b>	<b>24</b>	<b>195</b>	<b>8.1</b>	<b>23</b>	<b>5</b>	<b>80</b>	<b>17</b>

**PLAYOFFS** GP - 2019 HAM: 1. Receiving - 2019: 7 for 130 yds, LG 48, 0 TD **GREY CUP** GP - HAM 2019: 1. Rec'g - 2019: 3 for 30 yds, LG 15, TD 1. Rush: 4 for 45 yds, LG 14.

**ADEBOBOYE, Daniel**

**2022: Toronto**

**Born:** May 12/99 **College:** Bryant University **Career GP:** 18 **Hgt:** 5.11 **Cdn Draft:** 2022 TOR **Pos:** RB  
**City:** Toronto, ON **All-Star:** CFL: 0 Div: 0 **Career Starts:** 1 **Wgt:** 215 **Rd 2, #15** **CFL Yrs:** 1  
**Career:** Signed as a free agent by HAM on Mar 20/19. Signed as a free agent by OTT on Feb 9/22. **Status:** N

REGULAR SEASON		SCORING					RUSHING					Game Hi:		FUMBLES		RECEIVING					DEF					
Year	Tm	GP	GS	TD	C-2	Pts	No	Yds	Avg	LG	TD	Max	100	No	Lost	No	Yds	Avg	LG	TD	30	2D	Tar	Max	DT	STT
2022	TOR	18	1	0	1	2	15	72	4.8	15	0	40	0	0	0	4	16	4.0	8	0	0	0	4	8	1	17

**PLAYOFFS** GP - 2022 TOR: 1. Special Teams Tackles - 2022 TOR: 2. **GREY CUP** GP - TOR 2022: 1. STT - TOR 2022: 1.



**2023 CFL PLAYER PROFILES**

**PART 3 - RECEIVERS & RUNNING BACKS**

**AGUDOSI, Carlton**

**2022: Winnipeg**

**Born:** Feb 1/94 **College:** Rutgers **Career GP:** 2 **Hgt:** 6.06 **Pos:** WR  
**City:** Somerset, NJ **All-Star:** CFL: 0 Div: 0 **Career Starts:** 2 **Wgt:** 217 **CFL Yrs:** 2  
**Career:** Signed as a free agent by WPG on Apr 30/21. Spent 2021 on PR & IL. Scored 2 touchdowns in CFL debut on Jul 15/22 vs CGY. **Status:** A

REGULAR SEASON		SCORING				RECEIVING										RUSHING				FUMBLES						
Year	Tm	GP	GS	TD	C-2	Pts	No	Yds	Avg	LG	TD	30	2D	Tar	YAC	Max	100	No	Yds	Avg	LG	TD	Max	100	No	Lost
2022	WPG	2	2	2	0	12	6	70	11.7	21	2	0	2	9	6	70	0	0	0	0	0	0	0	0	0	0

**ALFORD, Mario**

**2022: Mtl-Ssk**

**Born:** Feb 25/92 **College:** West Virginia **Career GP:** 28 **Hgt:** 5.09 **Pos:** WR  
**City:** Greenville, GA **All-Star:** None **Career Starts:** 2 **Wgt:** 182 **CFL Yrs:** 4  
**Career:** Signed by TOR on Jun 2/18. Released on May 25/19. Signed by MTL on Sep 24/19. Traded to SSK on Jul 3/22 for a conditional 6th round pick in 2023. Selected 2022 Most Outstanding Special Teams Player after leading the CFL with 4 kick return TDs. **Status:** A

REGULAR SEASON		SCORING				RECEIVING										FUMBLES		PUNT RETURNS				KICKOFF RETURNS							
Year	Tm	GP	GS	TD	C-2	Pts	No	Yds	Avg	LG	TD	30	2D	Tar	YAC	Max	100	No	Lost	No	Yds	Avg	LG	TD	No	Yds	Avg	LG	TD
2018	TOR	6	1	0	0	0	7	57	8.1	23	0	0	1	13	34	47	0	0	0	5	7	1.4	4	0	8	170	21.3	27	0
2019	MTL	3	0	2	0	12	0	0	0	0	0	0	0	0	0	0	0	2	0	9	218	24.2	90	2	6	117	19.5	26	0
2021	MTL	5	0	1	0	6	1	14	14.0	14	0	0	0	1	14	14	0	2	0	17	268	15.8	86	1	16	320	20.0	32	0
2022	MTL	1	0	0	0	0	0	0	0	0	0	0	0	0	0	0	0	0	0	0	0	0	0	1	40	40.0	40	0	
	SSK	13	1	4	0	24	0	0	0	0	0	0	0	0	0	0	0	1	1	44	530	12.0	104	1	38	990	26.1	98	2
<b>Totals</b>		<b>28</b>	<b>2</b>	<b>7</b>	<b>0</b>	<b>42</b>	<b>8</b>	<b>71</b>	<b>8.9</b>	<b>23</b>	<b>0</b>	<b>0</b>	<b>1</b>	<b>14</b>	<b>48</b>	<b>47</b>	<b>0</b>	<b>5</b>	<b>1</b>	<b>75</b>	<b>1023</b>	<b>13.6</b>	<b>104</b>	<b>4</b>	<b>69</b>	<b>1637</b>	<b>23.7</b>	<b>98</b>	<b>2</b>

**MISSED FG RET** 2021 MTL: 2 att, 45 yds, LG 24, 2022 SSK: 3 att, 129 yds, 1 TD, LG 112.  
**PLAYOFFS** GP - 2019 MTL: 1. Kickoff Returns - 2019: 6 for 172 yds, LG 99, 1 TD. Punt Returns - 2 for 19 yds.

**AMBLES, Markeith**

**2022: Toronto**

**Born:** Nov 26/91 **College:** Houston **Career GP:** 47 **Hgt:** 6.02 **Pos:** WR  
**City:** McDonough, GA **All-Star:** None **Career Starts:** 46 **Wgt:** 197 **CFL Yrs:** 4  
**Career:** Signed as a free agent by CGY on May 7/18. Signed as a free agent by TOR on Feb 10/22. **Status:** A

REGULAR SEASON		SCORING				RECEIVING										FUMBLES		PUNT RETURNS			PLAYOFFS		RECEIVING					
Year	Tm	GP	GS	TD	C-2	Pts	No	Yds	Avg	LG	TD	30	2D	Tar	YAC	Max	100	No	Lost	No	Yds	LG	Year	Tm	GP	No	Yds	LG
2018	CGY	6	6	4	1	26	28	306	10.9	44	4	1	5	47	130	84	0	0	0	0	0	0	2018	CGY	1	3	41	29
2019	CGY	9	9	0	1	2	35	407	11.6	28	0	0	8	56	138	108	1	1	1	1	10	10	2021	CGY	1	0	0	0
2021	CGY	14	14	3	1	20	54	686	12.7	71	3	4	20	86	255	113	1	1	1	4	26	11	2022	TOR	1	3	32	19
2022	TOR	18	17	5	0	30	72	737	10.2	37	5	5	18	109	345	121	1	2	0	0	0	<b>Totals</b>	<b>3</b>	<b>6</b>	<b>73</b>	<b>29</b>		
<b>Totals</b>		<b>47</b>	<b>46</b>	<b>12</b>	<b>3</b>	<b>78</b>	<b>189</b>	<b>2,136</b>	<b>11.3</b>	<b>71</b>	<b>12</b>	<b>10</b>	<b>51</b>	<b>298</b>	<b>868</b>	<b>121</b>	<b>3</b>	<b>4</b>	<b>2</b>	<b>5</b>	<b>36</b>	<b>11</b>	<b>Totals</b>	<b>3</b>	<b>6</b>	<b>73</b>	<b>29</b>	

**GREY CUP** GP - 2022 TOR: 1 (1). RECEIVING - 2022 TOR: 3 for 47 yds, LG 17.

**ANDERSON III, Bruce**

**2022: BC**

**Born:** Jun 20/97 **College:** North Dakota State **Career GP:** 9 **Hgt:** 5.11 **Pos:** RB  
**City:** Ruskin, FL **All-Star:** None **Career Starts:** 1 **Wgt:** 210 **CFL Yrs:** 2  
**Career:** Signed by EDM on Sep 21/21. Released on Feb 11/22. Signed by BC on Feb 15/22. Released on Jan 27/23. **Status:** A

REGULAR SEASON		SCORING				RECEIVING										RUSHING				DEFENCE		KICKOFF RETURNS							
Year	Tm	GP	GS	TD	C-2	Pts	No	Yds	Avg	LG	TD	30	2D	Tar	YAC	No	Yds	Avg	LG	TD	Max	DT	ST	No	Yds	Avg	LG	TD	
2021	EDM	3	0	0	0	0	0	0	0	0	0	0	0	0	0	0	0	0	0	0	0	0	0	0	7	170	24.3	30	0
2022	BC	6	1	0	0	0	8	60	7.5	13	0	0	2	11	51	19	67	3.5	12	0	37	0	2	2	25	12.5	17	0	
<b>Totals</b>		<b>9</b>	<b>1</b>	<b>0</b>	<b>0</b>	<b>0</b>	<b>8</b>	<b>60</b>	<b>7.5</b>	<b>13</b>	<b>0</b>	<b>0</b>	<b>2</b>	<b>11</b>	<b>51</b>	<b>19</b>	<b>67</b>	<b>3.5</b>	<b>12</b>	<b>0</b>	<b>37</b>	<b>0</b>	<b>2</b>	<b>9</b>	<b>195</b>	<b>21.7</b>	<b>30</b>	<b>0</b>	

**ANTWI, Jeshrun**

**2022: Montréal**

**Born:** Oct 4/97 **College:** Calgary **Career GP:** 32 **Hgt:** 6.00 **Cdn Draft:** 2019 MTL **Pos:** RB  
**City:** Calgary, AB **All-Star:** None **Career Starts:** 6 **Wgt:** 220 **Rd 6, #48** **CFL Yrs:** 2  
**Career:** Selected by MTL in the 2019 Canadian Draft. Led East Division with 600 rushing yards in 2022. **Status:** N

REGULAR SEASON		SCORING				RUSHING										FUMBLES		RECEIVING										KICKOFF RETS			DEF	
Year	Tm	GP	GS	TD	C-2	Pts	No	Yds	Avg	LG	TD	Max	100	No	Lost	No	Yds	Avg	LG	TD	30	2D	Tar	Max	No	Yds	LG	DT	STT			
2021	MTL	14	0	0	0	0	36	176	4.9	16	0	69	0	3	2	6	46	7.7	23	0	0	2	6	30	2	23	13	0	5			
2022	MTL	18	6	0	1	2	106	600	5.7	70	0	98	0	4	3	30	200	6.7	20	0	0	5	40	49	0	0	0	2	1			
<b>Totals</b>		<b>32</b>	<b>6</b>	<b>0</b>	<b>1</b>	<b>2</b>	<b>142</b>	<b>776</b>	<b>5.5</b>	<b>70</b>	<b>0</b>	<b>98</b>	<b>0</b>	<b>7</b>	<b>5</b>	<b>36</b>	<b>246</b>	<b>6.8</b>	<b>23</b>	<b>0</b>	<b>0</b>	<b>7</b>	<b>46</b>	<b>49</b>	<b>2</b>	<b>23</b>	<b>11.5</b>	<b>2</b>	<b>6</b>			

**PLAYOFFS** GP - MTL 2021: 1, 2022: 1. Special Teams Tackles: 1.

**ARCENEUX, Emmanuel**

**2022: Edmonton**

**Born:** Sep 17/87 **College:** Alcorn State **Career GP:** 152 **Hgt:** 6.02 **Pos:** WR  
**City:** Alexandria, LA **All-Star:** Div: 3 CFL: 2 **Career Starts:** 148 **Wgt:** 210 **CFL Yrs:** 10  
**Career:** Signed by BC on May 29/09. Signed by Minnesota (NFL) on Jan 22/11 and released Aug 31/12. Spent time with Washington & NY Jets (NFL) in 2012-2013. Re-signed by BC on May 21/13. Signed as a free agent by SSK on Feb 15/19. Signed as a free agent by EDM on Jan 26/22  
**Notable:** To 2023 ranks #30 all-time with 8,931 receiving yards. Leads active receivers in starts (148) and receiving yards **Status:** A

**ARCENEUX, Emmanuel (Cont'd) 2022: Edmonton**

REGULAR SEASON		SCORING				RECEIVING										Game Hi:		RUSHING					Game Hi:		FUMBLES		
Year	Tm	GP	GS	TD	C-2	Pts	No	Yds	Avg	LG	TD	30	2D	Tar	YAC	Max	100	No	Yds	Avg	LG	TD	Max	100	No	Lost	
2009	BC	18	14	7	0	42	63	858	13.6	60	7	6	20	93	158	2	0	0	0	0	0	0	0	0	0	0	0
2010	BC	18	18	5	0	30	67	1,114	16.6	74	5	11	22	116	370	164	3	8	29	3.6	14	0	14	0	1	1	
2013	BC	16	16	6	0	36	51	885	17.4	80	6	10	13	98	338	113	3	12	44	3.7	30	0	40	0	1	1	
2014	BC	15	15	8	0	48	62	905	14.6	53	8	8	23	96	292	145	3	7	33	4.7	12	0	28	0	4	0	
2015	BC	17	17	9	0	54	76	1,151	15.1	82	9	7	21	113	403	151	3	0	0	0	0	0	0	0	0	0	
2016	BC	18	18	13	0	78	105	1,566	14.9	70	13	12	34	154	526	180	6	1	-3	-3.0	0	0	-3	0	3	2	
2017	BC	18	18	6	1	38	100	1,137	11.4	55	6	5	26	145	303	108	4	1	-1	-1.0	0	0	-1	0	2	2	
2018	BC	9	9	1	1	8	32	553	17.3	78	1	7	8	56	204	152	1	0	0	0	0	0	0	0	2	2	
2019	SSK	11	11	2	0	12	22	249	11.3	55	2	2	4	32	81	72	0	0	0	0	0	0	0	0	1	0	
2022	EDM	12	12	1	0	6	39	513	13.2	66	1	2	14	52	228	100	1	0	0	0	0	0	0	0	0	0	
<b>Totals</b>		<b>152</b>	<b>148</b>	<b>58</b>	<b>2</b>	<b>352</b>	<b>617</b>	<b>8,931</b>	<b>14.5</b>	<b>82</b>	<b>58</b>	<b>70</b>	<b>185</b>	<b>955</b>	<b>2745</b>	<b>180</b>	<b>26</b>	<b>29</b>	<b>102</b>	<b>3.5</b>	<b>30</b>	<b>0</b>	<b>40</b>	<b>0</b>	<b>14</b>	<b>8</b>	

PLAYOFFS		SCORING				RECEIVING										Game Hi:		FUMBLES	
Year	Tm	GP	GS	TD	C-2	Pts	No	Yds	Avg	LG	TD	Max	100	No	Lost				
2009	BC	2	2	0	0	0	12	189	15.8	49	0	120	1	0	0				
2010	BC	1	1	1	0	6	5	80	16.0	29	1	80	0	0	0				
2013	BC	1	1	0	0	0	5	53	10.6	23	0	53	0	0	0				
2014	BC	1	1	0	0	0	0	0	0	0	0	0	0	0	0				
2015	BC	1	1	0	0	0	2	28	14.0	23	0	28	0	0	0				
2016	BC	2	2	0	1	2	10	124	12.4	26	1	68	0	0	0				
2019	BC	1	1	0	0	0	1	5	5.0	5	0	5	0	0	0				
<b>Totals</b>		<b>9</b>	<b>9</b>	<b>1</b>	<b>1</b>	<b>8</b>	<b>35</b>	<b>479</b>	<b>13.7</b>	<b>49</b>	<b>2</b>	<b>120</b>	<b>1</b>	<b>0</b>	<b>0</b>				

REGULAR SEASON CFL CAREER HIGHS	
Rec	10 3x: last Aug 18/17 CG
Yds	180 Nov 5/17 v Ssk

**ARISTILDE JR., Dieuly 2022: Saskatchewan**

**Born:** Mar 10/97 **College:** Bethel **Career GP:** 1 **Hgt:** 6.04 **Pos:** WR  
**City:** Boynton Beach, FL **All-Star:** CFL: 0 Div: 0 **Career Starts:** 1 **Wgt:** 215 **CFL Yrs:** 1  
**Career:** Signed by SSK on May 9/22. Released on July 30/22. **Status:** A

REGULAR SEASON		SCORING				RECEIVING										Game Hi:		RUSHING					Game Hi:		FUMBLES		
Year	Tm	GP	GS	TD	C-2	Pts	No	Yds	Avg	LG	TD	30	2D	Tar	YAC	Max	100	No	Yds	Avg	LG	TD	Max	100	No	Lost	
2022	SSK	1	1	0	0	0	0	0	0	0	0	0	0	0	0	0	0	0	0	0	0	0	0	0	0	0	0

**AUGUSTINE, Johnny 2022: Winnipeg**

**Born:** Jul 7/93 **College:** Guelph **Career GP:** 57 **Hgt:** 5.09 **Cdn Draft:** Undrafted **Pos:** RB  
**City:** Welland, ON **All-Star:** None **Career Starts:** 3 **Wgt:** 194 (2017) **CFL Yrs:** 4  
**Career:** Went undrafted in 2017 after being ranked 17th by the CFL Scouting Bureau. Signed as a free agent by WPG on May 16/18. **Status:** N

REGULAR SEASON		SCORING				RUSHING										Game Hi:		FUMBLES		RECEIVING					KICKOFF RETURNS			DEF				
Year	Tm	GP	GS	TD	C-2	Pts	No	Yds	Avg	LG	TD	30	2D	Tar	Max	100	No	Lost	No	Yds	Avg	LG	TD	30	2D	Tar	Max	No	Yds	Avg	LG	STT
2018	WPG	9	0	1	0	6	7	51	7.3	14	1	51	0	0	0	0	1	1	1.0	1	0	0	0	4	1	2	23	11.5	13	2		
2019	WPG	16	2	1	0	6	38	242	6.4	55	0	98	0	0	0	6	92	15.3	58	1	1	0	7	63	1	5	15.3	5	3			
2021	WPG	14	1	0	0	0	40	285	7.1	55	0	148	1	0	0	2	-1	-0.5	0	0	0	0	3	0	0	0	0	0	3			
2022	WPG	18	0	0	0	0	65	290	4.5	24	0	57	0	1	0	4	32	8.0	13	0	0	1	8	19	1	15	15.0	15	5			
<b>Totals</b>		<b>57</b>	<b>3</b>	<b>2</b>	<b>0</b>	<b>12</b>	<b>150</b>	<b>868</b>	<b>5.8</b>	<b>55</b>	<b>1</b>	<b>148</b>	<b>1</b>	<b>1</b>	<b>0</b>	<b>13</b>	<b>124</b>	<b>9.5</b>	<b>58</b>	<b>1</b>	<b>1</b>	<b>1</b>	<b>22</b>	<b>63</b>	<b>4</b>	<b>43</b>	<b>10.8</b>	<b>15</b>	<b>13</b>			

**PLAYOFFS** GP - WPG 2019: 2 (0), 2021: 1 (0), 2022: 1 (0). **STT** 2022: 1. **GREY CUP** GP - WPG 2019: 1 (0), 2021: 1 (0), 2022: 1 (0). **STT** - WPG 2021: 1, 2022: 1.

**AWACHIE, Albert 2022: Saskatchewan**

**Born:** Oct 7/92 **College:** Toronto **Career GP:** 53 **Hgt:** 6.03 **Cdn Draft:** Undrafted **Pos:** FB  
**City:** Toronto, ON **All-Star:** None **Career Starts:** 0 **Wgt:** 225 (2017) **CFL Yrs:** 5  
**Career:** Undrafted in 2017. Signed as a free agent by SSK on May 16/17. **Status:** N

REGULAR SEASON		SCORING				RECEIVING										Game Hi:		RUSHING					K/O RET			DEF				
Year	Tm	GP	GS	TD	C-2	Pts	No	Yds	Avg	LG	TD	30	2D	Tar	YAC	Max	100	No	Yds	Avg	TD	LG	No	Yds	LG	STT	FF	FR		
2017	SSK	7	0	0	0	0	0	0	0	0	0	0	0	0	0	0	0	0	0	0	0	0	0	0	0	0	0	0		
2018	SSK	5	0	0	0	0	0	0	0	0	0	0	0	0	0	0	0	0	0	0	0	0	0	0	0	0	0	0		
2019	SSK	12	0	0	0	0	2	12	6.0	8	0	0	0	2	2	8	0	0	0	0	0	0	0	0	0	1	0	0		
2021	SSK	12	0	0	0	0	0	0	0	0	0	0	0	4	32	25	0	0	0	0	0	0	0	0	1	7	7	5	0	0
2022	SSK	17	0	0	0	0	4	38	9.5	14	0	0	0	6	34	25	0	0	0	0	0	0	0	0	1	9	9	8	1	1
<b>Totals</b>		<b>53</b>	<b>0</b>	<b>0</b>	<b>0</b>	<b>0</b>	<b>6</b>	<b>50</b>	<b>8.3</b>	<b>14</b>	<b>0</b>	<b>0</b>	<b>0</b>	<b>6</b>	<b>34</b>	<b>25</b>	<b>0</b>	<b>0</b>	<b>0</b>	<b>0</b>	<b>0</b>	<b>0</b>	<b>0</b>	<b>0</b>	<b>2</b>	<b>16</b>	<b>9</b>	<b>14</b>	<b>1</b>	<b>1</b>

**PLAYOFFS** GP - SSK 2018: 1, 2021: 2. **Defensive Tackles** - 2021: 1. **Special Team Tackles** - 2021: 1.

**BADIE, Sherman 2022: Edmonton**

**Born:** Jan 3/95 **College:** Tulane **Career GP:** 4 **Hgt:** 5.11 **Pos:** RB  
**City:** New Orleans, LA **All-Star:** None **Career Starts:** 3 **Wgt:** 194 **CFL Yrs:** 1  
**Career:** Signed as a free agent by EDM on Jan 26/22. Released on July 29/22. **Status:** A

REGULAR SEASON		SCORING				RUSHING										Game Hi:		FUMBLES		RECEIVING				
Year	Tm	GP	GS	TD	C-2	Pts	No	Yds	Avg	LG	TD	Max	100	No	Lost	No	Yds	Avg	LG	TD	30	2D	Tar	Max
2022	EDM	4	3	1	0	6	26	109	4.2	13	1	39	0	0	0	4	18	4.5	12	0	0	0	6	16

**2023 CFL PLAYER PROFILES**

**PART 3 - RECEIVERS & RUNNING BACKS**

**BAILEY, Rasheed**

**2022: Winnipeg**

**Born:** Jul 29/93 **College:** Delaware Valley **Career GP:** 37 **Hgt:** 6.01 **Pos:** WR  
**City:** Philadelphia, PA **All-Star:** None **Career Starts:** 36 **Wgt:** 211 **CFL Yrs:** 3  
**Career:** Signed as a free agent by WPG on Apr 29/19. **Status:** A

REGULAR SEASON		SCORING				RECEIVING										RUSHING		FUMBLES			
Year	Tm	GP	GS	TD	C-2	Pts	No	Yds	Avg	LG	TD	30	2D	Tar	YAC	Max	100	No	Yds	No	Lst
2019	WPG	5	4	0	0	0	19	206	10.8	36	0	2	4	25	57	86	0	1	10	0	0
2021	WPG	14	14	5	0	30	52	629	12.1	50	5	5	16	72	207	108	1	7	58	0	0
2022	WPG	18	18	9	0	54	63	729	11.6	36	9	3	13	96	248	121	1	8	65	0	0
<b>Totals</b>		<b>37</b>	<b>36</b>	<b>14</b>	<b>0</b>	<b>84</b>	<b>134</b>	<b>1564</b>	<b>11.7</b>	<b>50</b>	<b>14</b>	<b>5</b>	<b>33</b>	<b>193</b>	<b>512</b>	<b>121</b>	<b>2</b>	<b>16</b>	<b>133</b>	<b>0</b>	<b>0</b>

PLAYOFFS		SCORING				RECEIVING										GREY CUP		SCORING				RECEIVING							
Year	Tm	GP	GS	TD	C-2	Pts	No	Yds	Avg	LG	TD	30	2D	Tar	YAC	Max	100	Year	Tm	GP	TD	C-2	Pts	No	Yds	Avg	LG	TD	
2019	WPG	2	2	0	0	0	2	11	5.5	10	0	0	0	4	0	10	0	2019	WPG	1	0	0	0	2	2	15	7.5	11	0
2021	WPG	1	1	1	0	6	3	56	18.7	27	1	0	2	3	14	56	0	2021	WPG	1	0	1	2	3	60	20.0	34	0	
2022	WPG	1	1	0	0	0	2	26	13.0	16	0	0	2	3	11	26	0	2022	WPG	1	0	0	0	2	24	12.0	17	0	
<b>Totals</b>		<b>4</b>	<b>4</b>	<b>1</b>	<b>0</b>	<b>6</b>	<b>7</b>	<b>93</b>	<b>13.3</b>	<b>27</b>	<b>1</b>	<b>0</b>	<b>4</b>	<b>10</b>	<b>25</b>	<b>56</b>	<b>0</b>	<b>Totals</b>		<b>3</b>	<b>0</b>	<b>1</b>	<b>2</b>	<b>7</b>	<b>99</b>	<b>14.1</b>	<b>34</b>	<b>0</b>	

**BANE JR., Shawn**

**2022: Calgary**

**Born:** Jun 9/95 **College:** Northwest Missouri State **Career GP:** 13 **Hgt:** 5.09 **Pos:** WR  
**City:** Sarasota, FL **All-Star:** None **Career Starts:** 7 **Wgt:** 178 **CFL Yrs:** 2  
**Career:** Signed as a free agent by CGY on Sept 19/21. Scored a 32-yard TD in his debut vs SSK on Oct 2/21. Signed as a free agent by SSK on Feb 14/23. **Status:** A

REGULAR SEASON		SCORING				RECEIVING										RUSH'G		PUNT RETURNS			KICKOFF RET'S			FGM RET'S		FUMBLES		DEF		
Year	Tm	GP	GS	TD	C-2	Pts	No	Yds	Avg	LG	TD	30	2D	Tar	YAC	No	Yds	No	Yds	Avg	No	Yds	Avg	No	Yds	No	Lost	No	DT	ST
2021	CGY	4	0	1	0	6	3	100	33.3	44	1	2	1	7	6	0	16	182	11.4	7	138	19.7	3	55	2	0	0	0	1	
2022	CGY	9	7	1	0	6	21	288	13.7	80	1	1	4	33	140	1	9	80	8.9	7	156	22.3	0	0	0	0	3	0		
<b>Totals</b>		<b>13</b>	<b>7</b>	<b>2</b>	<b>0</b>	<b>12</b>	<b>24</b>	<b>388</b>	<b>16.2</b>	<b>80</b>	<b>2</b>	<b>3</b>	<b>5</b>	<b>40</b>	<b>146</b>	<b>1</b>	<b>25</b>	<b>262</b>	<b>10.5</b>	<b>14</b>	<b>294</b>	<b>21.0</b>	<b>3</b>	<b>55</b>	<b>2</b>	<b>0</b>	<b>3</b>	<b>1</b>		

**PLAYOFFS** GP - CGY 2021: 4 (0). Receiving - 2021: 3 for 100 yds, 7 Targ, LG 44, 2 30+, 1 2D, 1 TD.

**BANKS, Brandon**

**2022: Toronto**

**Born:** Dec 21/87 **College:** Kansas State **Career GP:** 127 **Hgt:** 5.07 **Pos:** WR  
**City:** Garner, NC **All-Star:** Div: 6 CFL: 4 **Career Starts:** 73 **Wgt:** 150 **CFL Yrs:** 9  
**Career:** Signed as a free agent by HAM on Sep 30/13. Released by HAM on Jan 27/22. Signed by TOR on Feb 13/22. Released on Jan 3/23. **Status:** A  
**Notable:** Selected CFL M/O Player in 2019. Scored the first-ever 2-point convert from a missed C-1 Convert kick attempt (Nov 7/15 at OTT).

REGULAR SEASON		SCORING				RECEIVING										RUSHING			FUMBLES		KICKOFF RETURNS								
Year	Tm	GP	GS	TD	C-2	Pts	No	Yds	Avg	LG	TD	30	2D	Tar	YAC	Max	100	No	Yds	Avg	LG	TD	No	Lost	No	Yds	Avg	LG	TD
2013	HAM	5	2	2	0	12	9	95	10.6	33	0	1	1	16	74	44	0	6	60	10.0	45	1	2	2	14	319	22.8	42	0
2014	HAM	14	6	7	0	42	42	529	12.6	53	5	4	9	58	247	11	0	15	97	6.5	28	0	1	1	30	701	23.4	103	1
2015	HAM	18	0	6	1	38	22	220	10.0	44	1	1	6	35	178	49	0	20	87	4.4	23	1	5	3	45	782	17.4	35	0
2016	HAM	16	1	7	0	42	32	376	11.8	58	4	2	10	46	198	67	0	5	24	4.8	12	0	5	1	55	1,245	22.6	54	0
2017	HAM	18	10	11	0	66	67	1,011	15.1	65	8	9	22	105	359	193	5	2	14	7.0	9	2	2	0	34	624	18.4	55	0
2018	HAM	14	14	11	0	66	94	1,423	15.1	78	11	13	41	129	380	178	10	2	5	2.5	6	0	4	2	1	18	18.0	18	0
2019	HAM	16	16	16	3	102	112	1,550	13.8	60	13	10	25	158	657	201	8	13	56	4.3	30	1	4	2	0	0	0	0	
2021	HAM	10	10	2	0	12	44	474	10.8	34	2	2	12	70	122	82	0	7	64	9.1	21	0	2	2	5	84	16.8	22	0
2022	TOR	16	14	5	1	32	37	522	14.1	53	4	3	14	75	126	95	0	4	25	6.3	14	1	2	1	0	0	0	0	
<b>Totals</b>		<b>127</b>	<b>73</b>	<b>67</b>	<b>5</b>	<b>412</b>	<b>459</b>	<b>6,200</b>	<b>13.5</b>	<b>78</b>	<b>48</b>	<b>45</b>	<b>140</b>	<b>692</b>	<b>2341</b>	<b>201</b>	<b>10</b>	<b>74</b>	<b>432</b>	<b>5.8</b>	<b>45</b>	<b>6</b>	<b>27</b>	<b>14</b>	<b>184</b>	<b>3,773</b>	<b>20.5</b>	<b>103</b>	<b>1</b>

REG SEASON		FG MISS RETS				PUNT RETURNS					PLAYOFFS		RECEIVING					RUSHING		PUNT RETURNS				K/O RETS					
Year	Tm	No	Yds	LG	TD	No	Yds	Avg	LG	TD	Year	Tm	GP	No	Yds	Avg	LG	TD	No	Yds	LG	TD	No	Yds	LG	TD	No	Yds	LG
2013	HAM	1	107	107	1	17	107	6.3	15	0	2013	HAM	2	1	18	18.0	18	0	0	8	69	19	0	4	98	31			
2014	HAM	2	23	17	0	60	618	10.3	97	1	2014	HAM	1	4	33	8.3	10	0	3	35	5	226	93	2	0	4			
2015	HAM	2	54	31	0	75	930	12.4	96	4	2015	HAM	2	5	30	6.0	10	0	0	10	113	42	0	8	181	46			
2016	HAM	3	249	125	2	61	588	9.6	86	1	2016	HAM	1	0	0	0	0	0	6	73	20	0	2	2	4				
2017	HAM	2	30	20	0	38	385	10.1	65	1	2019	HAM	1	4	100	25.0	47	1	2	11	0	0	0	0					
2018	HAM	1	23	23	0	19	186	9.8	34	0	2021	HAM	2	8	121	15.1	47	1	0	0	0	0	0						
2019	HAM	5	283	115	2	13	140	10.8	41	0	2022	TOR	1	2	25	12.5	16	0	1	9	1	35	35	0	0				
2021	HAM	1	10	10	0	15	95	6.3	16	0																			
2022	TOR	1	12	12	0	24	163	6.8	35	0																			
<b>Totals</b>		<b>18</b>	<b>791</b>	<b>125</b>	<b>5</b>	<b>322</b>	<b>3,212</b>	<b>10.0</b>	<b>97</b>	<b>7</b>	<b>Totals</b>	<b>10</b>	<b>24</b>	<b>327</b>	<b>13.6</b>	<b>47</b>	<b>2</b>	<b>6</b>	<b>55</b>	<b>30</b>	<b>516</b>	<b>93</b>	<b>2</b>	<b>14</b>	<b>281</b>	<b>46</b>			

GREY CUP		SCORING				RECEIVING				RUSHING		PUNT RETURNS				KICKOFF RETURNS				FG MISS RETS		
Year	Tm	GP	TD	C-2	No	Yds	LG	TD	No	Yds	No	Yds	Avg	LG	TD	No	Yds	Avg	LG	TD	No	Yds
2013	HAM	1	0	0	0	0	0	0	5	33	6.6	26	0	7	162	23.1	37	0	0	0		
2014	HAM	1	1	0	2	81	45	1	6	71	11.8	45	0	2	48	24.0	29	0	0	0		
2019	HAM	1	0	0	6	72	26	0	1	-4	0	0	0	0	0	0	0	0	0	0		
2021	HAM	1	1	0	4	32	13	1	2	7	0	0	0	0	0	0	0	0	0	0		
2022	TOR	1	0	0	3	31	13	0	0	0	0	0	0	0	0	0	0	0	0	0		
<b>Totals</b>		<b>5</b>	<b>2</b>	<b>0</b>	<b>15</b>	<b>216</b>	<b>45</b>	<b>2</b>	<b>3</b>	<b>3</b>	<b>11</b>	<b>104</b>	<b>9.5</b>	<b>45</b>	<b>0</b>	<b>9</b>	<b>210</b>	<b>23.3</b>	<b>37</b>	<b>0</b>	<b>1</b>	<b>0</b>

**BEGELTON, Reggie**

**2022: Calgary**

**Born:** Aug 31/93 **College:** Lamar **Career GP:** 53 **Hgt:** 6.00 **Pos:** WR  
**City:** Beaumont, TX **All-Star:** Div: 1 CFL: 1 **Career Starts:** 48 **Wgt:** 205 **CFL Yrs:** 5  
**Career:** Signed as a free agent by CGY on Jul 18/17. Spent 2020 and part of 2021 with Green Bay (NFL). Signed by CGY on Nov 1/21. **Status:** A

**2023 CFL PLAYER PROFILES**

**PART 3 - RECEIVERS & RUNNING BACKS**

**BEGELTON, Reggie (Cont'd)**

**2022: Calgary**

REGULAR SEASON		SCORING				RECEIVING										RUSHING			PLAYOFFS		RECEIVING								
Year	Tm	GP	GS	TD	C-2	Pts	No	Yds	Avg	LG	TD	30	2D	Tar	YAC	Max	100	No	Yds	TD	Year	Tm	GP	No	Yds	Avg	LG	TD	
2017	CGY	9	5	1	0	6	22	304	13.8	32	1	1	7	33	154	72	0	0				2019	CGY	1	2	24	12.0	19	1
2018	CGY	7	6	1	1	8	25	488	19.5	99	1	4	10	39	164	153	2	0				2021	CGY	1	5	105	21.0	43	0
2019	CGY	17	17	11	3	72	102	1,444	14.2	76	10	6	32	144	519	173	5	4	38	1		2022	CGY	1	7	78	11.1	24	0
2021	CGY	2	2	1	0	6	9	133	14.8	38	1	1	3	19	22	119	1	1	21	0									
2022	CGY	18	18	6	0	36	85	957	11.3	54	6	4	27	118	441	112	1	4	42	0									
<b>Totals</b>		<b>53</b>	<b>48</b>	<b>20</b>	<b>4</b>	<b>128</b>	<b>243</b>	<b>3,326</b>	<b>13.7</b>	<b>99</b>	<b>19</b>	<b>16</b>	<b>79</b>	<b>353</b>	<b>1300</b>	<b>173</b>	<b>9</b>	<b>9</b>	<b>101</b>	<b>1</b>									

**BEHAR, Nate**

**2022: Ottawa**

**Born:** Sep 29/94 **College:** Carleton **Career GP:** 74 **Hgt:** 6.00 **Cdn Draft:** 2017 EDM **Pos:** WR  
**City:** London, ON **All-Star:** None **Career Starts:** 43 **Wgt:** 204 **Rd 1, #5** **CFL Yrs:** 5  
**Career:** Selected by Edmonton in 2017. Signed as a free agent by OTT on Feb 15/19. In 2022 set career highs in yards, receptions, and TDs. **Status:** N

REGULAR SEASON		SCORING				RECEIVING										FUMBLES		DEFENCE				PLAYOFFS			
Year	Tm	GP	GS	TD	C-2	Pts	No	Yds	Avg	LG	TD	30	2D	Tar	YAC	Max	100	No	Lost	DT	ST	Year	Tm	GP	STT
2017	EDM	12	0	0	0	0	0											0	0	0	4	2017	EDM	2	0
2018	EDM	18	7	1	1	8	27	257	9.5	29	1	0	9	37	102	51	0	2	2	4	0				
2019	OTT	17	10	0	0	0	16	169	10.6	33	0	1	2	33	63	63	0	0	0	0	0				
2021	OTT	14	13	0	0	0	38	439	11.6	50	0	2	15	64	128	98	0	0	0	2	0				
2022	OTT	13	13	2	0	12	59	727	12.3	49	2	4	16	76	254	119	2	4	3	2	0				
<b>Totals</b>		<b>74</b>	<b>43</b>	<b>3</b>	<b>1</b>	<b>20</b>	<b>140</b>	<b>1,592</b>	<b>11.4</b>	<b>50</b>	<b>3</b>	<b>7</b>	<b>42</b>	<b>210</b>	<b>547</b>	<b>119</b>	<b>2</b>	<b>6</b>	<b>5</b>	<b>8</b>	<b>4</b>				

**BENNETT, Jackson**

**2022: Ottawa**

**Born:** Jan 5/96 **College:** Ottawa **Career GP:** 54 **Hgt:** 5.10 **Cdn Draft:** 2018 HAM **Pos:** RB  
**City:** Cumberland, ON **All-Star:** None **Career Starts:** 6 **Wgt:** 212 **Rd 2, #11** **CFL Yrs:** 4  
**Career:** Selected by Hamilton in 2018 Canadian Draft. Signed as a free agent by OTT on Feb 8/22. **Status:** N

REGULAR SEASON		SCORING				RUSHING										FUMBLES		RECEIVING										K/O RET		DEFENCE			
Year	Tm	GP	GS	TD	C-2	Pts	No	Yds	Avg	LG	TD	Max	100	No	Lost	No	Yds	Avg	LG	TD	30	2D	Tar	No	Yds	DT	STT	QS	FF				
2018	HAM	11	1	0	0	0	0							0	0	0								7	155	3	8	1	0				
2019	HAM	16	2	1	0	6	29	147	5.1	25	1	77	0	0	0	8	72	9.0	14	0	0	1	10	0	1	9	0	1					
2021	HAM	13	1	0	1	2	17	72	4.2	13	0	58	0	0	0	5	30	6.0	18	0	0	1	6	0	0	4	0	0					
2022	OTT	14	2	0	0	0	50	234	4.7	21	0	63	0	0	0	15	86	5.7	19	0	0	1	18	8	160	0	1	0					
<b>Totals</b>		<b>54</b>	<b>6</b>	<b>1</b>	<b>1</b>	<b>8</b>	<b>96</b>	<b>453</b>	<b>4.7</b>	<b>25</b>	<b>1</b>	<b>77</b>	<b>0</b>	<b>0</b>	<b>0</b>	<b>28</b>	<b>188</b>	<b>6.7</b>	<b>19</b>	<b>0</b>	<b>0</b>	<b>3</b>	<b>34</b>	<b>15</b>	<b>315</b>	<b>4</b>	<b>22</b>	<b>1</b>	<b>1</b>				

**PLAYOFFS** GP - HAM 2018: 2, 2019: 1, 2021: 2, Tot: 5 (0). STT 2019: 1, 2021: 1

**GREY CUP** GP - HAM 2019: 1, 2021: 1.

**BRAY, Quan**

**2022: Ottawa**

**Born:** Apr 28/93 **College:** Auburn **Career GP:** 27 **Hgt:** 5.10 **Pos:** WR  
**City:** Lagrange, GA **All-Star:** None **Career Starts:** 27 **Wgt:** 184 **CFL Yrs:** 2  
**Career:** Signed by MTL on May 19/19. Released on June 5/22. Signed as a free agent by OTT on Oct 5/22. Practice roster only in 2022. **Status:** A

REGULAR SEASON		SCORING				RECEIVING										FUMBLES		RUSHING				PUNT RETURNS				K/O RETS			
Year	Tm	GP	GS	TD	C-2	Pts	No	Yds	Avg	LG	TD	30	2D	Tar	YAC	Max	100	No	Lst	No	Yds	No	Yds	Avg	LG	No	Yds	Avg	LG
2019	MTL	15	15	6	0	36	58	818	14.1	75	6	8	19	63	216	134	1	2	0	1	6	14	123	8.8	16	6	127	21	28
2021	MTL	12	12	2	0	12	35	481	13.7	68	2	3	12	60	131	89	0	1	0	0	0	12	68	5.7	14	0			
<b>Totals</b>		<b>27</b>	<b>27</b>	<b>8</b>	<b>0</b>	<b>48</b>	<b>93</b>	<b>1,299</b>	<b>14.0</b>	<b>75</b>	<b>8</b>	<b>41</b>	<b>31</b>	<b>123</b>	<b>347</b>	<b>134</b>	<b>101</b>	<b>3</b>	<b>0</b>	<b>1</b>	<b>6</b>	<b>26</b>	<b>191</b>	<b>7.3</b>	<b>16</b>	<b>6</b>	<b>127</b>	<b>21</b>	<b>28</b>

PLAYOFFS		RECEIVING				
Year	Tm	No	Yds	Avg	LG	TD
2019	MTL	2	58	29.0	50	0
2021	MTL	4	38	9.5	15	0
<b>Totals</b>		<b>6</b>	<b>96</b>	<b>39</b>	<b>50</b>	<b>0</b>

**BRESCACIN, Juwan**

**2022: Toronto**

**Born:** Jan 10/93 **College:** Northern Illinois **Career GP:** 55 **Hgt:** 6.03 **Cdn Draft:** 2016 CGY **Pos:** WR  
**City:** Mississauga, ON **All-Star:** None **Career Starts:** 4 **Wgt:** 227 **Rd 2, #15** **CFL Yrs:** 6  
**Career:** Selected by Calgary in the 2016 Canadian Draft. Signed as a free agent by TOR on Feb 11/20. Signed as a free agent by SSK on Feb 14/23. **Status:** N

REGULAR SEASON		SCORING				RECEIVING										FUMBLES		PLAYOFFS				RECEIVING					
Year	Tm	GP	GS	TD	C-2	Pts	No	Yds	Avg	LG	TD	30	2D	Tar	YAC	Max	100	No	Lst	Year	Tm	GP	No	Yds	Avg	LG	TD
2016	CGY	7	0	0	0	0	4	51	12.8	25	0	0	1	7	15	35	0			2016	CGY	1	0				
2017	CGY	15	0	0	0	0	19	260	13.7	41	0	2	6	28	63	57	0			2017	CGY	1	0				
2018	CGY	18	1	3	0	18	35	567	16.2	48	3	8	13	60	192	109	1			2018	CGY	1	0				
2019	CGY	4	0	3	0	18	11	168	15.3	50	3	2	4	14	46	68	0			2021	TOR	1	4	46	11.5	21	0
2021	TOR	5	2	1	0	6	5	44	8.8	13	1	0	3	11	20	13	0			<b>Totals</b>		<b>4</b>	<b>4</b>	<b>46</b>	<b>11.5</b>	<b>21</b>	<b>0</b>
2022	TOR	6	1	1	0	6	6	53	8.8	19	1	0	2	7	14	48	0										
<b>Totals</b>		<b>55</b>	<b>4</b>	<b>8</b>	<b>0</b>	<b>48</b>	<b>80</b>	<b>1,143</b>	<b>14.3</b>	<b>50</b>	<b>8</b>	<b>12</b>	<b>29</b>	<b>127</b>	<b>350</b>	<b>109</b>	<b>1</b>										

GREY CUP		RECEIVING				
Year	Tm	GP	No	Yds	LG	TD
2016	CGY	1	0			
2017	CGY	1	4	33	11	0
2018	CGY	1	5	35	10	0
<b>Totals</b>		<b>3</b>	<b>9</b>	<b>68</b>	<b>11</b>	<b>0</b>



**2023 CFL PLAYER PROFILES**

**PART 3 - RECEIVERS & RUNNING BACKS**

**BRISSETT, Dejon**

**2022: Toronto**

**Born:** July 9/96 **College:** Virginia **Career GP:** 29 **Hgt:** 6.01 **Cdn Draft:** 2020 TOR **Pos:** WR  
**City:** Mississauga, ON **All-Star:** None **Career Starts:** 6 **Wgt:** 195 **Rd 1, #2** **CFL Yrs:** 2  
**Career:** Selected by Toronto in the 2020 Canadian Draft. Recovered a blocked punt for a TD on Oct 6, 2021 vs OTT. **Status:** N

REGULAR SEASON		SCORING					RECEIVING										DEFENCE					PLAYOFFS			
Year	Tm	GP	GS	TD	C-2	Pts	No	Yds	Avg	LG	TD	30	2D	Tar	YAC	Max	100	DT	ST	FR	Yds	TD	Year	Tm	GP
2021	TOR	14	5	1	0	6	9	131	14.6	31	0	1	3	20	45	51	0	3	1	1	23	1	2021	TOR	1
2022	TOR	15	1	1	0	6	10	102	10.2	27	1	0	3	16	12	69	0	0	6	0	0	0	2022	TOR	1
<b>Totals</b>		<b>29</b>	<b>6</b>	<b>2</b>	<b>0</b>	<b>12</b>	<b>19</b>	<b>233</b>	<b>12.3</b>	<b>31</b>	<b>1</b>	<b>1</b>	<b>6</b>	<b>36</b>	<b>57</b>	<b>69</b>	<b>0</b>	<b>3</b>	<b>7</b>	<b>1</b>	<b>23</b>	<b>1</b>	<b>2</b>		

**REGULAR SEASON** Punt Returns - 2022: 4 for 28 yds, LG 18. K/O Returns - 2022: 3 for 44 yds, LG 27. **GREY CUP** GP - TOR 2022: 1. STT - TOR 2022: 1.

**BROWN, Kevin**

**2022: Edmonton**

**Born:** Oct 18/93 **College:** Cincinnati **Career GP:** 7 **Hgt:** 6.01 **Pos:** RB  
**City:** Indianapolis, IN **All-Star:** None **Career Starts:** 4 **Wgt:** 226 **CFL Yrs:** 1  
**Career:** Signed as a free agent by EDM on Sep 1/22. **Status:** A

REGULAR SEASON		SCORING					RUSHING					Game Hi:		FUMBLES		RECEIVING								
Year	Tm	GP	GS	TD	C-2	Pts	No	Yds	Avg	LG	TD	Max	100	No	Lost	No	Yds	Avg	LG	TD	30	2D	Tar	Max
2022	EDM	7	4	1	0	6	74	486	6.6	36	1	121	2	2	1	24	176	7.3	26	0	0	0	26	65

**BRUGGELING, Keaton**

**2022: Ottawa**

**Born:** Oct 23/98 **College:** Carleton **Career GP:** 8 **Hgt:** 6.03 **Cdn Draft:** 2022 OTT **Pos:** WR  
**City:** St. Catharines, ON **All-Star:** None **Career Starts:** 0 **Wgt:** 225 **Rd 3, #22** **CFL Yrs:** 1  
**Career:** Selected by Ottawa in the 2022 Canadian Draft. **Status:** N

**REGULAR SEASON** GP - OTT 2022: 8 (0). **RECEIVING** - OTT 2022: 5 for 44 yds, LG 21.

**BURNHAM, Bryan**

**2022: BC / 2023: Retired**

**Born:** Apr 3/90 **College:** Tulsa **Career GP:** 105 **Hgt:** 6.02 **Pos:** WR  
**City:** Moorestown, NJ **All-Star:** Div: 5 CFL: 4 **Career Starts:** 105 **Wgt:** 205 **CFL Yrs:** 8  
**Career:** Signed as a free agent by BC in May 2014. Retired on Dec 6/22. Selected CFL All-Star 4 consecutive seasons from 2017-2021. **Status:** A

REGULAR SEASON		SCORING					RECEIVING										Game Hi:		FUMBLES		RUSHING		PLAYOFFS			RECEIVING			
Year	Tm	GP	GS	TD	C-2	Pts	No	Yds	Avg	LG	TD	30	2D	Tar	YAC	Max	100	No	Lost	No	Yds	Year	Tm	GP	No	Yds	LG	TD	
2014	BC	2	2	1	0	6	6	113	18.8	35	1	1	4	12	47	90	0	0	0	0	0	2015	BC	1	1	24	24	0	
2015	BC	11	11	2	0	12	35	423	12.1	47	2	2	9	52	133	72	0	0	0	0	2016	BC	2	2	5	97	34	1	
2016	BC	18	18	3	1	20	79	1,392	17.6	55	3	15	31	106	464	208	4	2	1	1	-7	2018	BC	1	1	4	35	12	0
2017	BC	16	16	7	3	48	81	1,202	14.8	53	7	12	21	125	353	152	6	1	1	2	19	2022	BC	2	2	6	87	26	1
2018	BC	18	18	9	1	56	67	1,029	15.4	55	9	10	21	109	205	104	1	1	1	1	15								
2019	BC	17	17	11	1	68	100	1,492	14.9	56	11	14	38	146	392	153	6	0	0	1	3								
2021	BC	14	14	5	0	30	67	965	14.4	61	5	7	24	93	56	121	1	0	0	0									
2022	BC	9	9	4	0	24	41	596	14.5	53	4	3	9	59	117	165	2	1	1	0									
<b>Totals</b>		<b>105</b>	<b>105</b>	<b>42</b>	<b>6</b>	<b>264</b>	<b>476</b>	<b>7,212</b>	<b>15.2</b>	<b>61</b>	<b>42</b>	<b>64</b>	<b>157</b>	<b>702</b>	<b>1767</b>	<b>208</b>	<b>20</b>	<b>5</b>	<b>4</b>	<b>5</b>	<b>30</b>	<b>Totals</b>	<b>6</b>	<b>16</b>	<b>243</b>	<b>34</b>	<b>2</b>		

**BURTENSHAW, Konner**

**2022: Winnipeg**

**Born:** Oct 4/96 **College:** Queen's **Career GP:** 10 **Hgt:** 5.10 **Cdn Draft:** 2022 WPG **Pos:** FB  
**City:** Amherstview, ON **All-Star:** None **Career Starts:** 0 **Wgt:** 223 **Rd 8, #74** **CFL Yrs:** 1  
**Career:** Selected by Winnipeg with the final pick of the 2022 Canadian Draft. **Status:** N

**REGULAR SEASON** GP - WPG 2022: 10. K/O RETS: 1 for 15 yds. **TACKLES:** 1 DT, 3 ST **PLAYOFFS** GP - WPG 2022: 1 (0). **GREY CUP** GP - WPG 2022: 1 (0).

**BURT, Jake**

**2022: Hamilton**

**Born:** Aug 25/96 **College:** Boston College **Career GP:** 10 **Hgt:** 6.03 **Cdn Draft:** 2021 HAM **Pos:** FB  
**City:** Regina, SK **All-Star:** None **Career Starts:** 0 **Wgt:** 230 **Rd 1, #1** **CFL Yrs:** 2  
**Career:** Selected 1st overall by Hamilton in the 2021 Canadian Draft. IL only in 2021. **Status:** N

**REGULAR SEASON** GP - HAM 2022: 10 (0). **RECEIVING** - HAM 2022: 4 for 40 yds, LG 25.

**BUTLER, Emmanuel**

**2022: Hamilton**

**Born:** Aug 27/96 **College:** Northern Arizona **Career GP:** 1 **Hgt:** 6.04 **Pos:** WR  
**City:** Phoenix, AZ **All-Star:** None **Career Starts:** 1 **Wgt:** 220 **CFL Yrs:** 1  
**Career:** Signed by HAM on March 26/21. Suspended list only in 2021. Released on Aug 2/22. **Status:** A

**REGULAR SEASON** GP - HAM 2022: 1 (1). **RECEIVING** - HAM 2022: 3 for 30 yds, LG 12. **TACKLES** - HAM 2022: 1 DT.

**BUTLER, Hakeem**

**2022: Edm-BC**

**Born:** May 16/96 **College:** Iowa State **Career GP:** 1 **Hgt:** 6.05 **Pos:** WR  
**City:** Baltimore, MD **All-Star:** None **Career Starts:** 1 **Wgt:** 227 **CFL Yrs:** 1  
**Career:** Signed by BC on Feb 22/22. Released on May 23/22. Signed by EDM on Jul 4/22. Released on Aug 16/22. **Status:** A

**REGULAR SEASON** GP - EDM 2022: 1 (1). **RECEIVING** - EDM 2022: 1 for 5 yds.

**2023 CFL PLAYER PROFILES**

**PART 3 - RECEIVERS & RUNNING BACKS**

**BUTLER, James** **2022: BC**  
**Born:** Feb 19/95 **College:** Iowa **Career GP:** 28 **Hgt:** 5.09 **Pos:** RB  
**City:** Wheaton, IL **All-Star:** None **Career Starts:** 28 **Wgt:** 210 **CFL Yrs:** 2  
**Career:** Signed by BC on Dec 10/20. Signed by HAM on Feb 15/23. In 2022 tied for 1st in the CFL with 1,444 scrimmage yards & led all RBs with 11 total TDs. **Status:** A

REGULAR SEASON		SCORING					RUSHING					RECEIVING							Game Hi:		FUMBLES		KICKOFF RETURNS						
Year	Tm	GP	GS	TD	C-2	Pts	No	Yds	Avg	LG	TD	No	Yds	Avg	LG	TD	30	2D	Tar	YAC	Max	100	No	Lst	No	Yds	Avg	LG	TD
2021	BC	11	11	3	1	20	101	497	4.9	29	2	39	243	6.2	25	1	0	9	47	215	47	0	1	0	16	325	20.3	36	0
2022	BC	17	17	11	0	66	210	1,060	5.0	37	7	53	384	7.2	20	4	0	9	58	344	66	0	2	1	0				
<b>Totals</b>		<b>28</b>	<b>28</b>	<b>14</b>	<b>1</b>	<b>86</b>	<b>311</b>	<b>1557</b>	<b>5.0</b>	<b>37</b>	<b>9</b>	<b>92</b>	<b>627</b>	<b>6.8</b>	<b>25</b>	<b>5</b>	<b>0</b>	<b>18</b>	<b>105</b>	<b>559</b>	<b>66</b>	<b>0</b>	<b>3</b>	<b>1</b>	<b>16</b>	<b>325</b>	<b>20.3</b>	<b>36</b>	<b>0</b>

**REGULAR SEASON** DEFENCE - BC 2021: 1 DT, 2022: 3 DT, 1 STT. **PLAYOFFS** GP - BC 2022: 2 (2), RUSHING: 26 for 99 yds, LG 24. RECEIVING: 4 for 32 yds, LG 9.

**CARBONE, Joe** **2022: Toronto**  
**Born:** Feb 10/98 **College:** Windsor **Career GP:** 4 **Hgt:** 6.04 **Cdn Draft:** Undrafted **Pos:** FB  
**City:** Ridgeway, ON **All-Star:** None **Career Starts:** 0 **Wgt:** 225 (2020) **CFL Yrs:** 1  
**Career:** Undrafted in 2020. Signed as a free agent by TOR on Dec 14/21. **Status:** N

**REGULAR SEASON** GP - TOR 2022: 4 (0). **TACKLES** - TOR 2022: 1 STT.

**CAREY, Ka'Deem** **2022: Calgary**  
**Born:** Oct 30/92 **College:** Arizona **Career GP:** 35 **Hgt:** 5.09 **Pos:** RB  
**City:** Tucson, AZ **All-Star:** Div: 2 CFL: 1 **Career Starts:** 34 **Wgt:** 207 **CFL Yrs:** 3  
**Career:** Signed by CGY on Oct 3/18. Named 2022 CFL and West Div. All-Star. In 2022 selected as Calgary's Team M/O Player after leading the CFL in rush yards. **Status:** A

REGULAR SEASON		SCORING					RUSHING					RECEIVING							Game Hi:		FUMBLES		DEFENSIVE STATS						
Year	Tm	GP	GS	TD	C-2	Pts	No	Yds	Avg	LG	TD	No	Yds	Avg	LG	TD	30	2D	Tar	YAC	Max	100	No	Lst	ST	FR	Yds	LG	TD
2019	CGY	8	7	4	0	24	75	422	5.6	31	2	15	134	8.9	23	1	0	3	21	119	40	0	1	0	0	1	4	4	1
2021	CGY	13	13	7	0	42	164	869	5.3	29	7	26	194	7.5	29	0	0	5	42	173	69	0	1	1	0	0	0	0	0
2022	CGY	14	14	10	0	60	164	1,088	6.6	40	10	28	248	8.9	28	0	0	5	35	221	37	0	1	1	0	0	0	0	
<b>Totals</b>		<b>35</b>	<b>34</b>	<b>21</b>	<b>0</b>	<b>126</b>	<b>403</b>	<b>2,379</b>	<b>5.9</b>	<b>40</b>	<b>19</b>	<b>69</b>	<b>576</b>	<b>8.3</b>	<b>29</b>	<b>1</b>	<b>0</b>	<b>13</b>	<b>98</b>	<b>513</b>	<b>69</b>	<b>0</b>	<b>1</b>	<b>2</b>	<b>0</b>	<b>1</b>	<b>4</b>	<b>4</b>	<b>1</b>

**PLAYOFFS** GP - 2021: 1, 2022: 1. RUSHING - 2021: 22 for 117 yds, 2 TD, 2022: 8 for 43 yds. RECEIVING - 2021: 3 for 19 yds, 2022: 2 for 41 yds.

**CIBASU, Régis** **2022: Montréal**  
**Born:** Sept 30/93 **College:** Montréal **Career GP:** 46 **Hgt:** 6.03 **Cdn Draft:** 2018 TOR **Pos:** FB  
**City:** Kinshasa, DR Congo **All-Star:** None **Career Starts:** 0 **Wgt:** 232 Rd 3, #20 **CFL Yrs:** 3  
**Career:** Selected by Toronto in the 2018 Canadian Draft. Released by TOR on Feb 8/21. Signed by MTL on Feb 9/21. **Status:** N

REGULAR SEASON		SCORING					RECEIVING		DEFENCE		PLAYOFFS			
Year	Tm	GP	GS	TD	C-2	Pts	No	Yds	DT	ST	Year	Tm	GP	GS
2019	TOR	16	0	0	0	0	0		0	3	2021	MTL	1	0
2021	MTL	13	0	0	0	0	0		0	5	2022	MTL	2	0
2022	MTL	17	0	0	0	0	2	8	0	4	<b>Totals</b>		<b>3</b>	<b>0</b>
<b>Totals</b>		<b>46</b>	<b>0</b>	<b>0</b>	<b>0</b>	<b>0</b>	<b>2</b>	<b>8</b>	<b>0</b>	<b>12</b>				

**COOPER, Shaquille** **2022: Saskatchewan**  
**Born:** Mar 24/93 **College:** Fort Hays State **Career GP:** 17 **Hgt:** 5.10 **Pos:** RB  
**City:** Coral Gables, FL **All-Star:** None **Career Starts:** 10 **Wgt:** 190 **CFL Yrs:** 4  
**Career:** Signed by EDM on Mar 6/18. Signed by BC on Feb 9/21, released on Oct 14/21. Signed by WPG on Oct 20/21. Signed by SSK on April 5/22. **Status:** A

REGULAR SEASON		SCORING					RECEIVING							RUSHING		Game Hi:		FUMBLES		KO RETS			PT RET						
Year	Tm	GP	GS	TD	C-2	Pts	No	Yds	Avg	LG	TD	2D	Tar	YAC	Max	100	No	Lst	No	Yds	Avg	No	Yds						
2018	EDM	2	2	1	0	6	6	44	7.3	14	1	0	7	43	41	25	144	5.8	24	0	102	1	1	0	0	0			
2019	EDM	5	4	2	0	12	15	112	7.5	17	0	4	18	93	48	65	352	5.4	26	2	128	1	1	1	0	0			
2021	BC	5	3	1	0	6	11	69	6.3	16	0	1	12	57	39	33	142	4.3	30	1	71	0	1	0	0	0			
	WPG	2	0	0	0	0	0								0						2	1	5	108	21.6	8	19		
2022	SSK	3	1	0	0	0	3	21	7.0	13	0	1	3	21	21	5	7	1.4	5	0	7	0	0	0	0	0			
<b>Totals</b>		<b>17</b>	<b>10</b>	<b>4</b>	<b>0</b>	<b>24</b>	<b>35</b>	<b>246</b>	<b>7.0</b>	<b>17</b>	<b>1</b>	<b>6</b>	<b>40</b>	<b>214</b>	<b>48</b>	<b>128</b>	<b>645</b>	<b>5.0</b>	<b>30</b>	<b>3</b>	<b>128</b>	<b>2</b>	<b>5</b>	<b>2</b>	<b>5</b>	<b>108</b>	<b>21.6</b>	<b>8</b>	<b>19</b>

**PLAYOFFS** GP - 2019: 2. Rushing - 2019: 3 for 9 yds, LG 5, 0 TD. Receiving - 2019: 6 for 65 yds, LG 35, 0 TD.

**COTTOY, Jevon** **2022: BC**  
**Born:** Nov 21/96 **College:** Langley Jrs. **Career GP:** 48 **Hgt:** 6.05 **Pos:** WR  
**City:** St. Vincent and Grenadines **All-Star:** None **Career Starts:** 43 **Wgt:** 230 **CFL Yrs:** 3  
**Career:** Territorial Protection for BC in 2019. Set career highs in games started, receptions, and receiving yards in 2022. **Status:** N

REGULAR SEASON		SCORING					RECEIVING							Game Hi:		FUMBLES		DEFENCE			
Year	Tm	GP	GS	TD	C-2	Pts	No	Yds	Avg	LG	TD	30	2D	Tar	YAC	Max	100	No	Lst	DT	ST
2019	BC	16	16	1	1	8	38	386	10.2	30	1	1	8	44	197	68	0	0	0	4	0
2021	BC	14	9	3	0	18	39	519	13.3	46	3	2	14	50	255	93	0	1	0	0	2
2022	BC	18	18	3	1	20	50	551	11.0	29	3	29	17	68	264	71	0	1	1	1	7
<b>Totals</b>		<b>48</b>	<b>43</b>	<b>7</b>	<b>2</b>	<b>46</b>	<b>127</b>	<b>1456</b>	<b>11.5</b>	<b>46</b>	<b>7</b>	<b>32</b>	<b>39</b>	<b>162</b>	<b>716</b>	<b>93</b>	<b>0</b>	<b>2</b>	<b>1</b>	<b>5</b>	<b>7</b>

**PLAYOFFS** GP - 2019: 2, 2022: 2. RUSHING - 2019: 3 for 9 yds. RECEIVING - 2019: 6 for 65 yds, LG 35, 2022: 4 for 36 yds

**2023 CFL PLAYER PROFILES**

**PART 3 - RECEIVERS & RUNNING BACKS**

**COXIE, Damonte**

**2022: Toronto**

**Born:** Nov 28/96 **College:** Memphis **Career GP:** 7 **Hgt:** 6.03 **Pos:** WR  
**City:** Reserve, LA **All-Star:** None **Career Starts:** 6 **Wgt:** 200 **CFL Yrs:** 1  
**Career:** Signed as a free agent by TOR on Jan 24/22. **Status:** A

REGULAR SEASON		SCORING			RECEIVING										DEF		
Year	Tm	GP	GS	TD	C-2	Pts	No	Yds	Avg	LG	TD	30	2D	Tar	YAC	DT	ST
2022	TOR	7	6	0	0	0	15	210	14.0	30	0	2	5	35	66	2	1

**CROSS, Declan**

**2022: Toronto / 2023: Retired**

**Born:** Jul 25/93 **College:** McMaster **Career GP:** 92 **Hgt:** 5.10 **Cdn Draft:** 2016 TOR **Pos:** RB  
**City:** Oakville, ON **All-Star:** None **Career Starts:** 27 **Wgt:** 224 **Rd 4, #27** **CFL Yrs:** 6  
**Career:** Selected by Toronto in the 2016 Canadian Draft. Retired on Dec 19/22. **Status:** N

REGULAR SEASON		SCORING			RECEIVING										Game Hi:		RUSHING			K/O RET			DEF				
Year	Tm	GP	GS	TD	C-2	Pts	No	Yds	Avg	LG	TD	30	2D	Tar	YAC	Max	100	No	Yds	Avg	TD	LG	No	Yds	LG	STT	
2016	TOR	18	0	0	0	0	2	17	8.5	12	0	0	0	4	15	12	0	0	7	3.5	0	9	0	1	9	9	4
2017	TOR	18	8	5	0	30	36	366	10.2	45	5	3	3	42	274	45	0	2	10	3.3	0	6	1	9	9	5	
2018	TOR	18	18	2	0	12	30	242	8.1	21	2	0	5	38	173	55	0	3	10	3.3	0	6	1	9	9	5	
2019	TOR	12	1	0	0	0	9	57	6.3	14	0	0	1	11	36	14	0	2	11	5.5	10	0	0	0	0	3	
2021	TOR	14	0	0	0	0	4	36	9.0	11	0	0	0	4	22	11	0	0	0	0	0	0	0	0	0	6	
2022	TOR	12	0	0	0	0	2	22	11.0	17	0	0	0	3	11	22	0	0	0	0	0	0	0	0	0	6	
<b>Totals</b>		<b>92</b>	<b>27</b>	<b>7</b>	<b>0</b>	<b>42</b>	<b>83</b>	<b>740</b>	<b>8.9</b>	<b>45</b>	<b>7</b>	<b>3</b>	<b>9</b>	<b>102</b>	<b>531</b>	<b>55</b>	<b>0</b>	<b>7</b>	<b>28</b>	<b>4.0</b>	<b>10</b>	<b>9</b>	<b>1</b>	<b>9</b>	<b>9</b>	<b>30</b>	

**PLAYOFFS** GP - TOR 2017: 1, 2022: 1. **RECEIVING** - 2017: 1 for 15 yds. **GREY CUP** GP - TOR 2017: 1, 2022: 1. **RECEIVING** - 2017: 5 for 36 yds, LG 27, TD.

**DANIELS, DaVaris**

**2022: Toronto**

**Born:** Dec 18/92 **College:** Notre Dame **Career GP:** 78 **Hgt:** 6.01 **Pos:** WR  
**City:** Vernon Hills, IL **All-Star:** None **Career Starts:** 77 **Wgt:** 203 **CFL Yrs:** 6  
**Career:** Signed as a free agent by CGY on May 9/16. Selected as 2016 West Div. & CFL Most Outstanding Rookie. Signed as a free agent by EDM on Feb 12/19. Signed as a free agent by TOR on Feb 11/20. **Status:** A

REGULAR SEASON		SCORING			RECEIVING										Game Hi:			RUSHING			PLAYOFFS		RECEIVING					
Year	Tm	GP	GS	TD	C-2	Pts	No	Yds	Avg	LG	TD	30	2D	Tar	YAC	Max	100	No	Yds	LG	Year	Tm	GP	No	Yds	Avg	LG	TD
2016	CGY	11	11	9	2	58	51	885	17.4	76	9	9	14	74	366	126	4	2	34	25	2016	CGY	1	4	107	26.8	76	1
2017	CGY	13	13	4	0	24	47	743	15.8	46	4	9	12	77	190	137	2	2	1	4	2017	CGY	1	1	5	5.0	5	0
2018	CGY	12	12	7	1	44	50	747	14.9	77	7	4	17	84	295	116	2	3	-2	7	2019	EDM	2	13	152	11.7	31	1
2019	EDM	13	13	2	0	12	54	738	13.7	59	2	6	20	91	232	207	2	0	0	0	2021	TOR	1	2	23	11.5	15	0
2021	TOR	13	13	4	1	26	51	597	11.7	35	4	1	16	88	138	100	1	1	18	18	2022	TOR	1	3	108	36.0	46	1
2022	TOR	16	15	4	1	26	61	860	14.1	54	4	6	23	85	257	100	1	0	0	0	<b>Totals</b>		<b>6</b>	<b>23</b>	<b>395</b>	<b>17.2</b>	<b>76</b>	<b>3</b>
<b>Totals</b>		<b>78</b>	<b>77</b>	<b>30</b>	<b>5</b>	<b>190</b>	<b>314</b>	<b>4,570</b>	<b>14.6</b>	<b>77</b>	<b>30</b>	<b>35</b>	<b>102</b>	<b>499</b>	<b>1478</b>	<b>207</b>	<b>12</b>	<b>8</b>	<b>51</b>	<b>25</b>								

GREY CUP		SCORING			RECEIVING										Game Hi:		FUMBLES		
Year	Tm	GP	GS	TD	C-2	Pts	No	Yds	Avg	LG	TD	30	2D	Tar	YAC	Max	100	No	Lst
2016	CGY	1	1	0	0	0	7	89	12.7	35	0	1	1	7	25	89	0	0	0
2017	CGY	1	1	0	0	0	11	113	10.3	24	0	0	3	13	45	113	1	0	0
2022	TOR	1	1	0	0	0	7	58	8.3	13	0	0	2	12	10	58	0	0	0
<b>Totals</b>		<b>3</b>	<b>3</b>	<b>0</b>	<b>0</b>	<b>0</b>	<b>25</b>	<b>260</b>	<b>10.4</b>	<b>35</b>	<b>0</b>	<b>1</b>	<b>6</b>	<b>32</b>	<b>80</b>	<b>113</b>	<b>1</b>	<b>0</b>	<b>0</b>

REGULAR SEASON	
CFL CAREER HIGHS	
Rec	10 Aug 23/19 v WPG
Yds	207 Aug 23/19 v WPG

**DAVIS, Ryan**

**2022: Ottawa**

**Born:** April 12/97 **College:** Auburn **Career GP:** 24 **Hgt:** 5.10 **Pos:** WR  
**City:** St. Petersburg, FL **All-Star:** None **Career Starts:** 22 **Wgt:** 186 **CFL Yrs:** 2  
**Career:** Signed as a free agent by OTT on Feb 5/21. **Status:** A

REGULAR SEASON		SCORING			RECEIVING										Game Hi:		RUSHING		FUMBLES		KICKOFF RETURNS				PUNT RETURNS				
Year	Tm	GP	GS	TD	C-2	Pts	No	Yds	Avg	LG	TD	30	2D	Tar	YAC	Max	100	No	Yds	No	Lst	No	Yds	Avg	LG	No	Yds	Avg	LG
2021	OTT	14	14	2	0	12	55	589	10.7	37	2	2	15	88	184	104	1	9	43	2	0	21	382	18.2	36	14	99	7.1	23
2022	OTT	10	8	0	0	0	39	304	7.8	22	0	0	3	61	65	87	0	3	-1	2	0	9	166	18.4	26	23	146	6.3	18
<b>Totals</b>		<b>24</b>	<b>22</b>	<b>2</b>	<b>0</b>	<b>12</b>	<b>94</b>	<b>893</b>	<b>9.5</b>	<b>37</b>	<b>2</b>	<b>2</b>	<b>18</b>	<b>149</b>	<b>249</b>	<b>104</b>	<b>1</b>	<b>12</b>	<b>42</b>	<b>4</b>	<b>0</b>	<b>30</b>	<b>548</b>	<b>18.3</b>	<b>36</b>	<b>37</b>	<b>245</b>	<b>6.6</b>	<b>23</b>

**REGULAR SEASON** FGM RETURNS - 2022: 1 for 37 yds. **PASSING** - 2021: 1 for 2, 37 yds, 2022: 1 for 1, 45 yds, 0 TD.

**DEDMON, DeVonte**

**2022: Ottawa**

**Born:** Nov 23/95 **College:** William & Mary **Career GP:** 22 **Hgt:** 5.10 **Pos:** WR  
**City:** Williamsburg, VA **All-Star:** Div: 1 CFL: 1 **Career Starts:** 2 **Wgt:** 200 **CFL Yrs:** 3  
**Career:** Signed by OTT on May 22/19. 2021 CFL All-Star & CFL M/O Special Teams Player. Released on Jan 26 to sign with MIA (NFL). Re-signed by OTT on Aug 20/22. Became the fastest player to score 5 career return touchdowns (15 games), breaking Gizmo Williams' record in 2021. **Status:** A

REGULAR SEASON		SCORING			RECEIVING										FUMBLES		MFG RETURNS			PUNT RETURNS				KICKOFF RETURNS					
Year	Tm	GP	GS	TD	C-2	Pts	No	Yds	Avg	LG	TD	30	2D	Tar	No	Lost	No	Yds	LG	No	Yds	Avg	LG	TD	No	Yds	Avg	LG	TD
2019	OTT	5	1	2	0	12	4	58	14.5	41	0	1	1	5	2	0	1	6	6	22	339	15.4	95	1	16	542	33.9	111	1
2021	OTT	11	1	4	0	24	11	103	9.4	44	0	1	1	13	3	1	4	103	32	48	737	15.4	73	2	49	1,223	25.0	100	1
2022	OTT	6	0	0	0	0	8	58	7.3	12	0	0	0	8	2	2	2	76	57	13	174	13.4	42	0	8	182	22.8	34	0
<b>Totals</b>		<b>22</b>	<b>2</b>	<b>6</b>	<b>0</b>	<b>36</b>	<b>23</b>	<b>219</b>	<b>9.5</b>	<b>44</b>	<b>0</b>	<b>2</b>	<b>2</b>	<b>26</b>	<b>7</b>	<b>3</b>	<b>7</b>	<b>185</b>	<b>57</b>	<b>83</b>	<b>1250</b>	<b>15.1</b>	<b>95</b>	<b>3</b>	<b>73</b>	<b>1947</b>	<b>26.7</b>	<b>111</b>	<b>2</b>

**RUSHING** 2021: 10 for 68 yds, 1 TD, LG 16, 2022: 2 for 5 yds, LG 3.

**2023 CFL PLAYER PROFILES**

**PART 3 - RECEIVERS & RUNNING BACKS**

**DEMSKI, Nic**

**2022: Winnipeg**

**Born:** Dec 14/93 **College:** Manitoba **Career GP:** 99 **Hgt:** 5.11 **Cdn Draft:** 2015 SSK **Pos:** WR  
**City:** Winnipeg, MB **All-Star:** Div: 2 CFL: 0 **Career Starts:** 85 **Wgt:** 216 **Rd 1, #6** **CFL Yrs:** 7  
**Career:** Selected by Saskatchewan in the 2015 Canadian Draft. Signed as a free agent by WPG on Feb 14/18. Named West Div. A/S in 2021 & 2022. **Status:** N  
 In 2022 set career highs in receptions, yards, and TDs. Currently ranks 2nd among active Canadians in receiving yards (3,248) behind Andrew Harris.

REGULAR SEASON		SCORING				RECEIVING										RUSHING					DEFENCE		PUNT RETURNS							
Year	Tm	GP	GS	TD	C-2	Pts	No	Yds	Avg	LG	TD	30	2D	Tar	YAC	Max	100	No	Yds	Avg	LG	TD	Max	DT	ST	No	Yds	LG	TD	
2015	SSK	14	6	1	0	6	13	165	12.7	72	0	1	2	17	90	72	0	6	30	5.0	32	0	32	0	2	45	377	60	1	
2016	SSK	17	14	2	0	12	37	338	9.1	53	2	2	11	60	147	62	0	3	8	2.7	12	0	15	1	0	16	125	18	0	
2017	SSK	9	6	1	0	6	19	222	11.7	35	1	2	4	26	64	87	0	0							1	0	23	227	63	0
2018	WPG	17	17	4	0	24	59	554	9.4	42	3	3	17	84	253	82	0	34	248	7.3	30	1	35	3	0	0				
2019	WPG	17	17	5	0	30	44	543	12.3	82	3	4	15	69	238	105	1	26	147	5.7	35	2	49	7	0	1	8	8	0	
2021	WPG	12	12	5	0	30	48	654	13.6	54	4	4	13	70	351	134	1	13	87	6.7	21	1	23	3	0	0				
2022	WPG	13	13	10	1	62	64	772	12.1	50	10	5	22	86	238	117	1	20	151	7.6	27	0	36	3	0	0				
<b>Totals</b>		<b>99</b>	<b>85</b>	<b>28</b>	<b>1</b>	<b>170</b>	<b>284</b>	<b>3,248</b>	<b>11.4</b>	<b>82</b>	<b>23</b>	<b>21</b>	<b>84</b>	<b>412</b>	<b>1381</b>	<b>134</b>	<b>3</b>	<b>102</b>	<b>671</b>	<b>6.6</b>	<b>35</b>	<b>4</b>	<b>49</b>	<b>18</b>	<b>2</b>	<b>85</b>	<b>737</b>	<b>63</b>	<b>1</b>	

**FUMBLES** - 2015: 1/1, 2016: 0/0, 2017: 1/1, 2018: 3/3, 2019: 1/0, 2021: 1/1. Total: 7, Lost 6.  
**KICKOFF RETURNS:** 2015: 14/284, LG 33, 2016: 2/47, LG 27, 2018: 14/276, LG 55, 2021: 1/4, LG 4.

PLAYOFFS		RECEIVING				RUSHING				GREY CUP				RECEIVING				RUSHING												
Year	Tm	GP	No	Yds	LG	TD	No	Yds	LG	TD	Year	Tm	GP	Tar	No	Yds	LG	TD	Year	Tm	GP	Tar	No	Yds	LG	TD				
2018	WPG	2	3	30	18	0	4	23	17	0	2019	WPG	1	5	4	45	31	0	2021	WPG	1	9	4	27	29	1	2	-1	0	0
2019	WPG	1	6	81	42	0	4	56	33	1	2022	WPG	1	5	3	23	15	0	Totals	3	19	11	95	31	1	5	26	22	0	
2021	WPG	1	6	51	14	0	3	22	15	0	Totals	3	19	11	95	31	1	5	26	22	0									
2022	WPG	1	5	74	40	0	2	4	3	0	Totals	3	19	11	95	31	1	5	26	22	0									
<b>Totals</b>		<b>5</b>	<b>20</b>	<b>236</b>	<b>42</b>	<b>0</b>	<b>13</b>	<b>105</b>	<b>33</b>	<b>1</b>																				

**DUBOIS, Marco**

**2022: Ottawa**

**Born:** Jun 5/94 **College:** Laval **Career GP:** 66 **Hgt:** 6.05 **Cdn Draft:** 2018 OTT **Pos:** FB  
**City:** LaSalle, QC **All-Star:** None **Career Starts:** 0 **Wgt:** 227 **Rd 2, #13** **CFL Yrs:** 4  
**Career:** Selected by Ottawa in the 2018 Canadian Draft. **Status:** N

REGULAR SEASON		SCORING				RECEIVING										DEFENCE		PLAYOFFS			RECEIVING					
Year	Tm	GP	GS	TD	C-2	Pts	No	Yds	Avg	LG	TD	30	2D	Tar	YAC	Max	100	DT	ST	Year	Tm	GP	No	Yds	LG	TD
2018	OTT	17	0	0	0	0	3	11	3.7	6	0	0	0	5	3	8	0	1	5	2018	OTT	1	1	11	11	1
2019	OTT	18	0	0	0	0	4	34	8.5	19	0	0	1	6	18	34	0	0	1							
2021	OTT	13	0	0	0	0	2	29	14.5	25	0	0	0	2	23	25	0	0	4							
2022	OTT	18	0	0	0	0	4	70	17.5	54	0	1	0	5	27	54	0	0	9							
<b>Totals</b>		<b>66</b>	<b>0</b>	<b>0</b>	<b>0</b>	<b>0</b>	<b>13</b>	<b>144</b>	<b>11.1</b>	<b>54</b>	<b>0</b>	<b>1</b>	<b>1</b>	<b>18</b>	<b>71</b>	<b>54</b>	<b>0</b>	<b>1</b>	<b>19</b>							

**DUNBAR JR., Steven**

**2022: Hamilton**

**Born:** Dec 19/95 **College:** Houston **Career GP:** 29 **Hgt:** 6.03 **Pos:** WR  
**City:** New Orleans, LA **All-Star:** Div: 1 CFL: 0 **Career Starts:** 29 **Wgt:** 202 **CFL Yrs:** 2  
**Career:** Signed by HAM on June 30/22. Signed by EDM on Feb 14/23. Selected 2022 East Div. All-Star after recording first career 1,000-yard season. **Status:** A

REGULAR SEASON		SCORING				RECEIVING										FUMBLES		DEFENCE			
Year	Tm	GP	GS	TD	C-2	Pts	No	Yds	Avg	LG	TD	30	2D	Tar	YAC	Max	100	No	Lst	DT	ST
2021	HAM	12	12	4	0	24	44	630	14.3	56	4	7	17	64	180	95	0	0	0	0	
2022	HAM	17	17	6	0	36	72	1,000	13.9	71	6	7	17	125	330	102	2	2	3	0	
<b>Totals</b>		<b>29</b>	<b>29</b>	<b>10</b>	<b>0</b>	<b>60</b>	<b>116</b>	<b>1,630</b>	<b>14.1</b>	<b>71</b>	<b>10</b>	<b>14</b>	<b>34</b>	<b>189</b>	<b>510</b>	<b>102</b>	<b>2</b>	<b>2</b>	<b>3</b>	<b>0</b>	

PLAYOFFS		RECEIVING				GREY CUP			RECEIVING			
Year	Tm	GP	No	Yds	LG	TD	Year	Tm	GP	No	Yds	TD
2021	HAM	2	4	31	15	0	2021	HAM	1	6	63	1
2022	HAM	1	3	52	23	1						
<b>Totals</b>		<b>3</b>	<b>7</b>	<b>83</b>	<b>23</b>	<b>1</b>						

**DURANT, Lemar**

**2022: Hamilton**

**Born:** Aug 20/92 **College:** Simon Fraser **Career GP:** 85 **Hgt:** 6.02 **Cdn Draft:** 2015 CGY **Pos:** WR  
**City:** Vancouver, BC **All-Star:** None **Career Starts:** 53 **Wgt:** 218 **Rd 2, #18** **CFL Yrs:** 7  
**Career:** Drafted by CGY in 2015. Signed by BC on Feb 12/19. Released on Jan 21/22. Signed by HAM on Jan 31/22. Signed by OTT on Feb 17/23. **Status:** N

REGULAR SEASON		SCORING				RECEIVING										PUNT RETS				PLAYOFFS			RECEIVING					
Year	Tm	GP	GS	TD	C-2	Pts	No	Yds	Avg	LG	TD	30	2D	Tar	YAC	Max	100	No	Yds	LG	STT	Year	Tm	GP	No	Yds	LG	TD
2015	CGY	13	2	3	0	18	12	170	14.2	33	3	1	4	16	78	45	0	3	17	11	2	2015	CGY	2	3	35	19	0
2016	CGY	15	0	1	1	8	35	402	11.5	32	1	2	10	52	146	74	0	6	77	32	0	2016	CGY	1	2	13	8	1
2017	CGY	7	7	2	0	12	22	313	14.2	48	2	2	3	29	81	126	1	0			0	2018	CGY	1	2	29	15	0
2018	CGY	16	13	2	0	12	33	395	12.0	61	2	4	10	51	111	79	0	0			0	2022	HAM	1	1	12	12	0
2019	BC	15	15	5	0	30	57	810	14.2	61	5	4	17	87	315	125	3	0			0							
2021	BC	8	6	0	0	0	24	263	11.0	26	0	0	5	43	53	61	0	0			0							
2022	HAM	11	10	1	0	6	12	112	9.3	26	1	0	1	20	32	39	0	0			0							
<b>Totals</b>		<b>85</b>	<b>53</b>	<b>14</b>	<b>1</b>	<b>86</b>	<b>195</b>	<b>2,465</b>	<b>12.6</b>	<b>61</b>	<b>14</b>	<b>13</b>	<b>50</b>	<b>298</b>	<b>816</b>	<b>126</b>	<b>4</b>	<b>9</b>	<b>94</b>	<b>32</b>	<b>2</b>	<b>Totals</b>	<b>5</b>	<b>8</b>	<b>89</b>	<b>19</b>	<b>1</b>	

**REGULAR SEASON RUSHING** - CGY 2015: 1 for 1 yd, CGY 2016: 6 for 41 yds, CGY 2018: 1 for 7 yds, BC 2021: 1 for 18 yds, Total: 9 for 67 tds, LG 18.  
**GREY CUP** GP - CGY 2018: 1. Receiving - 2018: 4 for 30 yds, LG 17, TD 1. Selected Grey Cup Most Valuable Player.

2023 CFL PLAYER PROFILES

PART 3 - RECEIVERS & RUNNING BACKS

**ELLINGSON, Greg**

2022: Winnipeg

**Born:** Dec 30/88 **College:** Florida International **Career GP:** 125 **Hgt:** 6.03 **Pos:** WR  
**City:** Tampa, FL **All-Star:** Div: 4 CFL: 1 **Career Starts:** 124 **Wgt:** 211 **CFL Yrs:** 9  
**Career:** Signed by HAM on May 29/13. Signed by OTT on Feb 11/15. Signed by EDM on Feb 12/19. Signed by WPG on Feb 8/22. Signed by MTL on Feb 15/23. Entering '23, ranks 2nd among active and 34th all-time in receiving yards. Leads active receivers in 100-yard games (27) **Status:** A

REGULAR SEASON		SCORING				RECEIVING										Game Hi:		FUMBLES		GREY CUP			RECEIVING					
Year	Tm	GP	GS	TD	C-2	Pts	No	Yds	Avg	LG	TD	30	2D	Tar	YAC	Max	100	No	Lost	Year	Tm	GP	No	Yds	Avg	LG	TD	
2013	HAM	12	12	6	0	36	52	800	15.4	39	6	5	16	71	231	120	3	1	1	2013	HAM	1	2	29	14.5	23	0	
2014	HAM	9	8	0	0	0	32	429	13.4	39	0	3	8	44	142	94	0	0	0	2015	OTT	1	2	25	12.5	20	0	
2015	OTT	18	18	9	1	56	69	1,061	15.4	48	9	11	23	102	241	142	4	1	1	2016	OTT	1	7	85	12.1	21	0	
2016	OTT	17	17	4	1	26	76	1,260	16.6	77	4	10	31	113	491	218	4	2	0	2018	OTT	1	4	58	14.5	23	0	
2017	OTT	18	18	12	2	76	96	1,459	15.2	80	12	15	41	147	395	170	5	2	0	2022	WPG	1	4	46	11.5	24	0	
2018	OTT	17	17	5	4	38	91	1,086	11.9	56	5	3	33	146	300	114	4	2	1	<b>Totals</b>		<b>5</b>	<b>19</b>	<b>243</b>	<b>12.8</b>	<b>24</b>	<b>0</b>	
2019	EDM	16	16	5	0	30	86	1,170	13.6	54	5	5	26	128	348	174	3	0	0									
2021	EDM	10	10	1	0	6	47	687	14.6	52	1	4	13	69	213	148	3	2	2									
2022	WPG	8	8	3	0	18	38	598	15.7	46	3	2	16	50	109	152	1	0	0									
<b>Totals</b>		<b>125</b>	<b>124</b>	<b>45</b>	<b>8</b>	<b>286</b>	<b>587</b>	<b>8,550</b>	<b>14.6</b>	<b>80</b>	<b>45</b>	<b>58</b>	<b>207</b>	<b>870</b>	<b>2470</b>	<b>218</b>	<b>27</b>	<b>10</b>	<b>5</b>									

PLAYOFFS		SCORING				RECEIVING										Game Hi:	
Year	Tm	GP	GS	TD	C-2	Pts	No	Yds	Avg	LG	TD	30	Tar	YAC	Max	100	
2013	HAM	2	2	1	0	6	9	85	9.4	14	1	0	17	53	0	0	
2015	OTT	1	1	1	0	6	5	186	37.2	93	1	2	8	186	1	0	
2016	OTT	1	1	0	0	0	1	26	26.0	26	0	0	2	26	0	0	
2017	OTT	1	1	0	0	0	4	52	13.0	19	0	0	5	52	0	0	
2018	OTT	1	1	1	0	6	8	144	18.0	50	1	1	8	144	1	0	
2019	EDM	2	2	0	0	0	15	198	13.2	24	0	0	20	125	1	0	
2022	WPG	1	1	0	0	0	0	0	0	0	0	0	2	0	0	0	
<b>Totals</b>		<b>9</b>	<b>9</b>	<b>3</b>	<b>0</b>	<b>18</b>	<b>42</b>	<b>691</b>	<b>16.5</b>	<b>93</b>	<b>3</b>	<b>3</b>	<b>62</b>	<b>186</b>	<b>3</b>	<b>0</b>	

REGULAR SEASON	
CFL CAREER HIGHS	
Rec	11 2x last: Jul 20/18 vs BC
Yds	218 Jul 13/16 vs TOR

**EMILUS, Samuel**

2022: Saskatchewan

**Born:** Oct 25/97 **College:** Louisiana Tech **Career GP:** 15 **Hgt:** 6.01 **Cdn Draft:** 2022 SSK **Pos:** WR  
**City:** Montréal, QC **All-Star:** None **Career Starts:** 4 **Wgt:** 200 **Rd 1, #7** **CFL Yrs:** 1  
**Career:** Selected by Saskatchewan in the 2022 Canadian Draft. **Status:** N

REGULAR SEASON GP - SSK 2022: 15 (4). RECEIVING: 10 for 165 yds, LG 51. PUNT RETURNS: 7 for 52 yds, LG 14. FGM RETURNS: 1 for 33 yds. FUMBLES: 1 (Lost 1).

**EVANS, Shaq**

2022: Saskatchewan

**Born:** Mar 7/91 **College:** UCLA **Career GP:** 52 **Hgt:** 6.01 **Pos:** WR  
**City:** Inglewood, CA **All-Star:** Div: 1 CFL: 1 **Career Starts:** 52 **Wgt:** 210 **CFL Yrs:** 4  
**Career:** Signed as a free agent by SSK on Jan 16/18. Signed as a free agent by OTT on Feb 14/23. **Status:** A

REGULAR SEASON		SCORING				RECEIVING										RUSHING					PUNT RETURNS					FMBLS			
Year	Tm	GP	GS	TD	C-2	Pts	No	Yds	Avg	LG	TD	30	2D	Tar	YAC	Max	100	No	Yds	Avg	LG	TD	No	Yds	Avg	LG	TD	No	Lst
2018	SSK	17	17	0	0	0	50	785	15.7	52	0	6	14	90	233	114	1	2	1	0.5	11	0	7	57	8.1	16	0	0	0
2019	SSK	18	18	5	1	32	72	1,334	18.5	61	5	15	21	108	332	193	6	3	12	4.0	5	0	0	0	0	0	2	1	
2021	SSK	7	7	0	0	0	25	224	9.0	18	0	0	5	44	77	69	0	0	0	0	0	0	0	0	0	0	0	0	
2022	SSK	10	10	2	0	12	32	487	15.2	42	2	4	3	61	151	92	0	0	0	0	0	0	0	0	0	0	0	0	
<b>Totals</b>		<b>52</b>	<b>52</b>	<b>7</b>	<b>1</b>	<b>44</b>	<b>179</b>	<b>2,830</b>	<b>15.8</b>	<b>61</b>	<b>7</b>	<b>25</b>	<b>43</b>	<b>303</b>	<b>793</b>	<b>193</b>	<b>7</b>	<b>5</b>	<b>13</b>	<b>2.6</b>	<b>11</b>	<b>0</b>	<b>7</b>	<b>57</b>	<b>8.1</b>	<b>16</b>	<b>0</b>	<b>2</b>	<b>1</b>

PLAYOFFS		SCORING				RECEIVING										Game Hi:	
Year	Tm	GP	GS	TD	C-2	Pts	No	Yds	Avg	LG	TD	30	2D	Tar	YAC	Max	100
2019	SSK	1	1	0	0	0	4	41	10.3	19	0	0	0	9	7	41	0
2021	SSK	2	2	0	0	0	1	-4	-4.0	-4	0	0	0	4	-4	-4	0
<b>Totals</b>		<b>3</b>	<b>3</b>	<b>0</b>	<b>0</b>	<b>0</b>	<b>5</b>	<b>37</b>	<b>7.4</b>	<b>19</b>	<b>0</b>	<b>0</b>	<b>0</b>	<b>13</b>	<b>3</b>	<b>41</b>	<b>0</b>

**FEASTER, Tavien**

2022: Montréal

**Born:** Dec 31/97 **College:** South Carolina **Career GP:** 2 **Hgt:** 6.00 **Pos:** RB  
**City:** Spartanburg, SC **All-Star:** None **Career Starts:** 1 **Wgt:** 221 **CFL Yrs:** 1  
**Career:** Signed by MTL on May 10/22. Released on Aug 31/22. Signed by BC on Dec 22/22. **Status:** A

REGULAR SEASON GP - MTL 2022: 2 (1). RUSHING: 11 for 62 yds, LG 15. RECEIVING - 1 target, 0 receptions.

**FLETCHER, Walter**

2022: Edm-Mtl

**Born:** Dec 17/96 **College:** Ball State **Career GP:** 25 **Hgt:** 5.09 **Pos:** RB  
**City:** Columbia, MD **All-Star:** None **Career Starts:** 8 **Wgt:** 202 **CFL Yrs:** 2  
**Career:** Signed as a free agent by EDM on Dec 30/20. Traded to MTL on Jun 14/22 for a 6th round pick in 2023. **Status:** A

REGULAR SEASON		SCORING				RUSHING					RECEIVING					Game Hi:		FUMBLES		KICKOFF RETURNS									
Year	Tm	GP	GS	TD	C-2	Pts	No	Yds	Avg	LG	TD	30	2D	Tar	YAC	Max	100	No	Lst	No	Yds	Avg	LG	TD					
2021	EDM	11	2	0	1	2	67	302	4.5	29	0	22	177	8.0	18	0	0	5	27	152	66	0	0	0	7	122	17.4	29	0
2022	MTL	14	6	2	0	12	85	486	5.7	42	1	29	353	12.2	59	1	2	6	31	338	99	0	2	1	0	0	0	0	
<b>Totals</b>		<b>25</b>	<b>8</b>	<b>2</b>	<b>1</b>	<b>14</b>	<b>152</b>	<b>788</b>	<b>5.2</b>	<b>42</b>	<b>1</b>	<b>51</b>	<b>530</b>	<b>10.4</b>	<b>59</b>	<b>1</b>	<b>2</b>	<b>11</b>	<b>58</b>	<b>490</b>	<b>99</b>	<b>0</b>	<b>2</b>	<b>1</b>	<b>7</b>	<b>122</b>	<b>17.4</b>	<b>29</b>	<b>0</b>

PLAYOFFS GP - MTL 2022: 2 (0). RUSHING: 10 for 85 yds, 1 TD, LG 33. RECEIVING: 4 for 25 yds, LG 10.





**2023 CFL PLAYER PROFILES**

**PART 3 - RECEIVERS & RUNNING BACKS**

**GRANT, Janarion**

**2022: Winnipeg**

**Born:** Nov 20/93 **College:** Rutgers **Career GP:** 33 **Hgt:** 5.10 **Pos:** WR  
**City:** Trilby, FL **All-Star:** Div: 1 CFL: 1 **Career Starts:** 3 **Wgt:** 173 **CFL Yrs:** 3  
**Career:** Signed as a free agent by WPG in July 2019. Selected 2022 CFL and West Div. All-Star. In 2022 climbed to 8th all-time in career punt return TDs (6). **Status:** A

REGULAR SEASON		SCORING				RECEIVING						FG MISS RETURNS				FUMBLES		PUNT RETURNS				KICKOFF RETURNS							
Year	Tm	GP	GS	TD	C-2	Pts	No	Yds	Avg	LG	TD	2D	Tar	No	Yds	LG	TD	No	Lost	No	Yds	Avg	LG	TD	No	Yds	Avg	LG	TD
2019	WPG	11	0	3	1	20	2	6	3.0	6	0	1	2	1	61	61	0	3	1	41	591	14.4	83	3	25	600	24.0	74	0
2021	WPG	6	0	1	0	6	0							1	47	47	0	1	0	34	375	11.0	63	1	12	283	23.6	33	0
2022	WPG	16	3	3	0	18	6	54	9.0	22	0	0	10	3	90	49	0	3	1	63	817	13.0	94	2	31	782	25.2	97	1
<b>Totals</b>		<b>33</b>	<b>3</b>	<b>7</b>	<b>1</b>	<b>44</b>	<b>8</b>	<b>60</b>	<b>7.5</b>	<b>22</b>	<b>0</b>	<b>1</b>	<b>12</b>	<b>5</b>	<b>198</b>	<b>61</b>	<b>0</b>	<b>7</b>	<b>2</b>	<b>138</b>	<b>1783</b>	<b>12.9</b>	<b>94</b>	<b>6</b>	<b>68</b>	<b>1665</b>	<b>24.5</b>	<b>97</b>	<b>1</b>

PLAYOFFS		SCORING				PUNT RETURNS					K/O RETURNS			FGM RETS		GREY CUP		PUNT RETS			K/O RETS		RECG		FMBLS			
Year	Tm	GP	GS	TD	C-2	Pts	No	Yds	Avg	LG	TD	No	Yds	Avg	No	Yds	Year	Tm	GP	No	Yds	TD	No	Yds	No	Yds	No	Lost
2019	WPG	2	0	0	0	0	8	82	10.3	18	0	4	74	18.5	0		2019	WPG	1	2	40	0	0	0	1	11	0	
2021	WPG	1	0	0	0	0	3	15	5.0	7	0	3	62	20.7	1	58	2021	WPG	1	6	49	0	4	93	0		1	1
2022	WPG	1	0	1	0	6	6	107	17.8	92	1	2	58	29.0	0		2022	WPG	1	6	152	1	3	71	0		0	
<b>Totals</b>		<b>4</b>	<b>0</b>	<b>1</b>	<b>0</b>	<b>6</b>	<b>17</b>	<b>204</b>	<b>12.0</b>	<b>92</b>	<b>1</b>	<b>9</b>	<b>194</b>	<b>21.6</b>	<b>1</b>	<b>58</b>	<b>Totals</b>		<b>3</b>	<b>14</b>	<b>241</b>	<b>1</b>	<b>7</b>	<b>164</b>	<b>1</b>	<b>11</b>	<b>1</b>	<b>1</b>

**GREEN, Tanner**

**2022: Edmonton**

**Born:** Mar 3/93 **College:** Concordia **Career GP:** 47 **Hgt:** 6.03 **Cdn Draft:** 2018, EDM **Pos:** FB  
**City:** Lacombe, AB **All-Star:** None **Career Starts:** 0 **Wgt:** 235 **Rd 4, #32** **CFL Yrs:** 4  
**Career:** Selected by Edmonton in the 2018 Canadian Draft. **Status:** N

REGULAR SEASON		SCORING				RECEIVING						Game Hi:		FUMBLES		DEFENCE			PLAYOFFS							
Year	Tm	GP	GS	TD	C-2	Pts	No	Yds	Avg	LG	TD	30	2D	Tar	YAC	Max	100	No	Lost	DT	ST	FF	Year	Tm	GP	STT
2018	EDM	8	0	0	0	0	0											0	0	0	7	0	2019	EDM	2	3
2019	EDM	12	0	0	0	0	3	33	11.0	11	0	0	0	5	23	11	0	0	0	0	12	1				
2021	EDM	12	0	1	0	6	2	11	5.5	6	1	0	0	3	4	6	0	0	0	0	15	0				
2022	EDM	15	0	1	0	6	4	49	12.3	17	1	0	1	4	45	17	0	0	0	0	12	0				
<b>Totals</b>		<b>47</b>	<b>0</b>	<b>2</b>	<b>0</b>	<b>12</b>	<b>9</b>	<b>93</b>	<b>10.3</b>	<b>17</b>	<b>2</b>	<b>0</b>	<b>1</b>	<b>12</b>	<b>72</b>	<b>17</b>	<b>0</b>	<b>0</b>	<b>0</b>	<b>0</b>	<b>46</b>	<b>1</b>				

**HAKUNAVANHU, Luther**

**2022: Calgary**

**Born:** Aug 23/96 **College:** York **Career GP:** 19 **Hgt:** 6.04 **Cdn Draft:** 2021 CGY **Pos:** WR  
**City:** Gweru, Zimbabwe **All-Star:** None **Career Starts:** 0 **Wgt:** 203 **Rd 5, #44** **CFL Yrs:** 2  
**Career:** Selected by Calgary in the 2021 Canadian Draft. **Status:** N

REGULAR SEASON		SCORING				RECEIVING						PUNT RET		DEFENCE		PLAYOFFS		RECEIVING									
Year	Tm	GP	GS	TD	C-2	Pts	No	Yds	Avg	LG	TD	30	2D	Tar	YAC	Max	No	Yds	DT	ST	Year	Tm	GP	No	Yds	LG	TD
2021	CGY	4	0	2	0	12	8	201	25.1	74	2	3	1	10	78	88	1	15	0	0	2021	CGY	1	2	15	16	0
2022	CGY	15	0	3	0	18	26	330	12.7	40	3	2	7	41	146	49	0	3	0		2022	CGY	1	1	21	21	0
<b>Totals</b>		<b>19</b>	<b>0</b>	<b>5</b>	<b>0</b>	<b>30</b>	<b>34</b>	<b>531</b>	<b>15.6</b>	<b>74</b>	<b>5</b>	<b>5</b>	<b>8</b>	<b>51</b>	<b>224</b>	<b>88</b>	<b>1</b>	<b>15</b>	<b>3</b>	<b>0</b>	<b>Totals</b>		<b>2</b>	<b>3</b>	<b>36</b>	<b>21</b>	<b>0</b>

**HARDY, Justin**

**2022: Ottawa**

**Born:** Dec 18/91 **College:** East Carolina **Career GP:** 7 **Hgt:** 5.10 **Pos:** WR  
**City:** Washington, DC **All-Star:** None **Career Starts:** 7 **Wgt:** 192 **CFL Yrs:** 1  
**Career:** Signed as a free agent by OTT on Feb 28/22. **Status:** A

REGULAR SEASON		SCORING				RECEIVING						Game Hi:		RUSHING		PUNT RET		K/O RET		DEFENCE					
Year	Tm	GP	GS	TD	C-2	Pts	No	Yds	Avg	LG	TD	30	2D	Tar	YAC	Max	100	No	Yds	No	Yds	No	Yds	DT	ST
2022	OTT	7	7	0	1	2	44	416	9.5	35	0	1	8	62	207	94	0	1	5	2	30	1	19	1	0

**HARRIS, Andrew**

**2022: Toronto**

**Born:** Apr 24/87 **Juniors:** VI Raiders Jr. **Career GP:** 184 **Hgt:** 5.10 **Cdn Draft:** Terr. Jr. Prot. **Pos:** RB  
**City:** Winnipeg, MB **All-Star:** Div: 6 CFL: 5 **Career Starts:** 159 **Wgt:** 216 **CFL Yrs:** 12  
**Career:** Signed by BC on Jun 1/09 as a Territorially Protected Jr. Signed by WPG on Feb 9/16. Signed by TOR on Feb 8/22. Named Grey Cup Most Valuable Canadian in 2011 and GC MVP in 2019. Won CFL rushing titles in 2017, 2018, & 2019. In 2017 set single season record for RBs with 105 receptions. Entering 2023 needs just 135 rushing yards to pass Charles Roberts and move into 5th all-time. Ranks 9th A/T with 16,830 scrimmage yards. **Status:** N

REGULAR SEASON		SCORING				RECEIVING						Game Hi:		RUSHING				Game Hi:		KICKOFF RETS			Fumbles						
Year	Tm	GP	GS	TD	C-2	Pts	No	Yds	Avg	LG	TD	30	2D	Tar	YAC	Max	100	No	Yds	Avg	LG	TD	Max	100	No	Yds	LG	No	Lost
2010	BC	18	0	0	0	0	0											0							23	505	72	2	0
2011	BC	18	11	8	0	48	30	395	13.2	63	7	3	9	45	325	115	1	96	458	4.8	32	1	60	0	11	197	29	3	3
2012	BC	18	18	11	0	66	75	718	9.6	36	4	1	16	92	609	120	1	187	1,112	5.9	61	7	147	2	1	1	1	5	3
2013	BC	18	18	11	0	66	61	513	8.4	40	4	1	16	86	441	61	0	198	998	5.0	25	7	107	4	6	106	22	7	3
2014	BC	12	12	6	0	36	46	529	11.5	55	4	3	14	61	429	102	1	122	652	5.3	58	2	138	2	3	57	20	3	1
2015	BC	18	18	9	1	56	53	484	9.1	31	2	2	10	67	376	74	0	222	1,039	4.7	33	7	119	4	0			5	4
2016	WPG	15	15	5	0	30	67	631	9.4	51	1	2	15	77	523	88	0	195	974	5.0	29	4	127	2	1	19	19	3	2
2017	WPG	18	18	7	0	42	105	857	8.2	44	1	2	18	128	660	120	1	189	1,035	5.5	26	6	107	2	0			4	3
2018	WPG	18	18	11	0	66	58	451	7.8	27	3	0	21	78	331	68	0	239	1,390	5.8	43	8	161	5	1	1	1	2	2
2019	WPG	16	16	8	0	48	70	529	7.6	74	4	2	18	79	410	112	1	225	1,380	6.1	56	4	166	5	1	16	16	6	5
2021	WPG	7	7	4	0	24	11	116	10.5	33	1	1	5	11	104	36	0	116	623	5.4	24	3	150	1	0			1	1
2022	TOR	8	8	0	1	2	23	180	7.8	18	0	0	3	26	144	48	0	114	490	4.3	19	0	143	2	0			4	3
<b>Totals</b>		<b>184</b>	<b>159</b>	<b>80</b>	<b>2</b>	<b>484</b>	<b>599</b>	<b>5,403</b>	<b>9.0</b>	<b>74</b>	<b>31</b>	<b>17</b>	<b>145</b>	<b>750</b>	<b>4352</b>	<b>120</b>	<b>5</b>	<b>1903</b>	<b>10151</b>	<b>5.3</b>	<b>61</b>	<b>49</b>	<b>166</b>	<b>29</b>	<b>47</b>	<b>902</b>	<b>72</b>	<b>45</b>	<b>30</b>

**HARRIS, Andrew (Cont'd)**

2022: Toronto

REG SEAS Punt Ret: 2010: 23 for 205 yds, LG 55, 2011: 12 for 146 yds LG 39, 2013: 1 for 13 yds, 2014: 1 for 10 yds. Total: 37 for 374 yds, Avg 10.1, LG 55.  
ST Tackles - 2010: 3, 2011: 3. Blocked Kicks - 2010: 1.

Year	Tm	SCORING				RECEIVING				RUSHING				K/O Ret		
		GP	GS	TD	C-2	Pts	No	Yds	LG	TD	No	Yds	LG	TD	No	Yds
2010	BC	1	1	0	0	0	0	29	14	1	7	41	13	1	1	29
2011	BC	1	1	2	0	12	3	75	19	0	8	33	14	0	1	30
2012	BC	1	1	0	0	0	10	21	13	0	10	93	17	0	0	0
2013	BC	1	1	0	0	0	2	28	11	0	14	79	14	0	0	0
2014	BC	1	1	0	0	0	3	27	11	0	11	61	22	1	0	0
2016	WPG	1	1	0	0	0	4	43	17	0	11	77	17	0	0	0
2017	WPG	1	1	0	0	0	4	19	9	0	32	224	37	1	0	0
2018	WPG	2	2	1	0	6	6	18	7	0	24	98	13	0	0	0
2019	WPG	2	2	0	0	0	4	9	9	0	23	136	21	1	0	0
2021	WPG	1	1	1	0	6	1	30	30	0	9	42	10	1	0	0
2022	TOR	1	1	1	0	6	1									
<b>Totals</b>		<b>13</b>	<b>13</b>	<b>5</b>	<b>0</b>	<b>30</b>	<b>38</b>	<b>299</b>	<b>30</b>	<b>1</b>	<b>149</b>	<b>884</b>	<b>37</b>	<b>5</b>	<b>2</b>	<b>59</b>

Year	Tm	GP	RUSHING					RECEIVING			
			No	Yds	Avg	LG	TD	No	Yds	LG	TD
2011	BC	1	10	65	6.5	19	1	1	6	6	0
2019	WPG	1	18	134	7.4	26	1	5	35	18	1
2021	WPG	1	18	80	4.4	14	0	2	3	3	0
2022	TOR	1	10	55	5.5	16	0	1	14	14	0
<b>Totals</b>		<b>4</b>	<b>56</b>	<b>334</b>	<b>6.0</b>	<b>26</b>	<b>2</b>	<b>9</b>	<b>58</b>	<b>18</b>	<b>1</b>

REGULAR SEASON	
CFL CAREER HIGHS	
Rec	12 Jul 21/17 at BC
Yds	120 Aug 17/17 vs EDM
Car	27 Jul 21/18 at TOR
Yds	161 Jul 21/18 at TOR

**HARRIS, R.J.**

2022: Ottawa

Born: Jun 3/92 College: New Hampshire Career GP: 49 Hgt: 6.00 Pos: WR  
City: Wurzburg, Germany All-Star: None Career Starts: 48 Wgt: 195 CFL Yrs: 4  
Career: Signed as a free agent by OTT on Jul 11/17 (Practice Roster only in 2017). Status: A

Year	Tm	SCORING				RECEIVING				RUSHING				PUNT RETURNS				KICKOFF RETURNS				FGM RET							
		GP	GS	TD	C-2	Pts	No	Yds	Avg	LG	TD	30	2D	Tar	YAC	Max	100	No	Yds	Avg	LG	No	Yds	Avg	LG	No	Yds		
2018	OTT	16	15	2	1	14	49	697	14.2	58	2	5	20	67	262	131	1	1	-1	6	79	13.2	37	5	104	20.8	29	0	0
2019	OTT	14	14	2	1	14	62	774	12.5	43	2	4	16	94	224	96	0	1	3	10	74	7.4	18	5	86	17.2	25	0	0
2021	OTT	14	14	0	3	6	46	595	12.9	44	0	2	16	80	149	101	1	0	0	0	0	0	0	0	0	0	0	0	0
2022	OTT	5	5	0	0	0	17	175	10.3	23	0	0	4	26	68	62	0	0	3	30	10.0	17	0	0	0	0	1	16	
<b>Totals</b>		<b>49</b>	<b>48</b>	<b>4</b>	<b>5</b>	<b>34</b>	<b>174</b>	<b>2,241</b>	<b>12.9</b>	<b>58</b>	<b>4</b>	<b>11</b>	<b>56</b>	<b>267</b>	<b>703</b>	<b>131</b>	<b>2</b>	<b>2</b>	<b>2</b>	<b>19</b>	<b>183</b>	<b>9.6</b>	<b>37</b>	<b>10</b>	<b>190</b>	<b>19.0</b>	<b>29</b>	<b>1</b>	<b>16</b>

PLAYOFFS GP - OTT 2018: 1. Receiving - 2018: 6 for 71 yds, LG 30, TD 0.

GREY CUP GP - OTT 2018: 1. Receiving - 2018: 4 for 66 yds, LG 22, TD 0.

**HARRISON, Tavaris**

2022: Winnipeg

Born: May 16/96 College: Florida Atlantic Career GP: 5 Hgt: 6.03 Pos: WR  
City: North Miami, FL All-Star: None Career Starts: 0 Wgt: 190 CFL Yrs: 1  
Career: Signed as a free agent by WPG on May 6/22. Dressed for 5 games as a rookie in 2022. Status: A

**HARTY, Jake**

2022: Saskatchewan

Born: Jan 2/91 College: Calgary Career GP: 57 Hgt: 6.02 Cdn Draft: 2015 OTT Pos: WR  
City: Calgary, AB All-Star: None Career Starts: 17 Wgt: 210 Rd 2, #10 CFL Yrs: 6  
Career: Selected by Ottawa in the 2015 Canadian Draft. Signed as a free agent by SSK on Feb 19/18. Status: N

Year	Tm	SCORING				RECEIVING				Game Hi:				PLAYOFFS				RECEIVING									
		GP	GS	TD	C-2	Pts	No	Yds	Avg	LG	TD	30	2D	Tar	YAC	Max	100	STT	Year	Tm	GP	STT	No	Yds	Avg	LG	TD
2015	OTT	2	0	0	0	0	0	0	0	0	0	0	0	0	0	0	0	0	2015	OTT	1	1	0				
2016	OTT	14	7	0	0	0	9	81	9.0	22	0	0	3	17	32	40	0	6	2016	OTT	1	2	0				
2017	OTT	18	7	1	0	6	27	226	8.4	25	1	0	9	34	92	68	0	6	2017	OTT	1	2	2	13	6.5	8	0
2019	SSK	0																	2021	SSK	1	0	0				
2021	SSK	14	0	0	0	0	1	5	5.0	5	0	0	0	2	5	5	0	9	<b>Totals</b>		<b>4</b>	<b>5</b>	<b>2</b>	<b>13</b>	<b>6.5</b>	<b>8</b>	<b>0</b>
2022	SSK	9	3	0	0	0	11	66	6.0	12	0	0	0	14	11	32	0	2									
<b>Totals</b>		<b>57</b>	<b>17</b>	<b>1</b>	<b>0</b>	<b>6</b>	<b>48</b>	<b>378</b>	<b>7.9</b>	<b>25</b>	<b>1</b>	<b>0</b>	<b>12</b>	<b>67</b>	<b>140</b>	<b>68</b>	<b>0</b>	<b>23</b>									

GREY CUP GP - OTT 2015: 1, 2016: 1. Total: 2. ST Tackles - 2015: 1, 2016: 1. Total: 2. Forced Fumbles - 2015: 1, 2016: 1. Total: 2.

**HARVEY-CLEMONS, Josh**

2022: Montréal

Born: Feb 20/94 College: Louisville Career GP: 5 Hgt: 6.05 Pos: WR  
City: Valdosta, GA All-Star: None Career Starts: 0 Wgt: 224 CFL Yrs: 1  
Career: Signed as a free agent by MTL on Feb 3/22. Released on Sept 4/22. Status: A

REGULAR SEASON GP - MTL 2022: 5 (0). DEFENCE - Special Teams Tackles: 2.

**HATCHER, Keon**

2022: BC

Born: Sept 11/94 College: Arkansas Career GP: 25 Hgt: 6.01 Pos: WR  
City: Tulsa, OK All-Star: None Career Starts: 24 Wgt: 212 CFL Yrs: 2  
Career: Signed as a free agent by BC on June 9/21. Status: A

Year	Tm	SCORING				RECEIVING				Game Hi:				FUMBLES		DEFENCE		PLAYOFFS		RECEIVING									
		GP	GS	TD	C-2	Pts	No	Yds	Avg	LG	TD	30	2D	Tar	YAC	Max	100	No	Lst	DT	ST	Year	Tm	GP	No	Yds	LG	TD	
2021	BC	7	6	2	0	12	17	214	12.6	31	2	1	7	29	58	54	0	0	0	0	0	0	2022	BC	2	15	295	45	1
2022	BC	18	18	5	0	30	70	1,043	14.9	71	5	7	23	106	353	166	2	1	1	1	0								
<b>Totals</b>		<b>25</b>	<b>24</b>	<b>7</b>	<b>0</b>	<b>42</b>	<b>87</b>	<b>1,257</b>	<b>14.4</b>	<b>71</b>	<b>7</b>	<b>8</b>	<b>30</b>	<b>135</b>	<b>411</b>	<b>166</b>	<b>2</b>	<b>1</b>	<b>1</b>	<b>1</b>	<b>0</b>								

**HAYDEL, Jeremiah**

2022: Toronto

Born: Mar 25/99 College: Texas State Career GP: 6 Hgt: 6.00 Pos: WR  
 City: Houston, TX All-Star: None Career Starts: 3 Wgt: 170 CFL Yrs: 1  
 Career: Signed as a free agent by TOR on May 10/22. Status: A

REGULAR SEASON		SCORING			RECEIVING										Game Hi:		RUSHING		PUNT RET		KICKOFF RETURNS				FUMBLES			
Year	Tm	GP	GS	TD	C-2	Pts	No	Yds	Avg	LG	TD	30	2D	Tar	YAC	Max	100	No	Yds	No	Yds	No	Yds	Avg	LG	TD	No	Lst
2022	TOR	6	3	1	0	6	6	39	6.5	17	0	0	1	11	10	37	0	1	11	14	89	10	219	21.9	87	1	2	2

**HENRY, Malik**

2022: Calgary

Born: April 16/97 College: West Georgia Career GP: 22 Hgt: 6.00 Pos: WR  
 City: Tifton, GA All-Star: Div: 1 CFL: 0 Career Starts: 16 Wgt: 176 CFL Yrs: 2  
 Career: Signed as a free agent by CGY on Jan 25/21. Selected 2022 West Div. All-Star. Led Calgary in receiving yards (1,023) and TDs (8) in 2022. Status: A

REGULAR SEASON		SCORING			RECEIVING										Game Hi:		RUSHING		PNT RETS		K/O RETS			FG MISS		FMBLS		
Year	Tm	GP	GS	TD	C-2	Pts	No	Yds	Avg	LG	TD	30	2D	Tar	YAC	Max	100	No	Yds	No	Yds	No	Yds	Avg	No	Yds	Fum	Lst
2021	CGY	9	3	2	0	12	11	124	11.3	19	2	0	1	20	83	48	0	3	9	38	435	21	513	24.4	1	19	2	1
2022	CGY	13	13	8	1	50	62	1,023	16.5	89	8	7	10	94	422	173	4	2	8	5	63	0	0	0	0	0	1	1
Totals		22	16	10	1	62	73	1,147	15.7	89	10	7	11	114	505	173	4	5	17	43	498	21	513	24.4	1	19	3	2

PLAYOFFS GP - CGY 2022: 1 (1). RECEIVING: 7 for 119 yds, LG 30. RUSHING: 3 for 12 yds, LG 7. PUNT RETURNS: 1 for 8 yds. ST TACKLES: 1.

**HICKSON, Frankie**

2022: Saskatchewan

Born: Mar 17/97 College: Liberty Career GP: 13 Hgt: 5.08 Pos: RB  
 City: Lynchburg, VA All-Star: None Career Starts: 4 Wgt: 200 CFL Yrs: 1  
 Career: Signed as a free agent by SSK on Apr 27/22. Status: A

REGULAR SEASON		SCORING			RUSHING										Game Hi:		FUMBLES		RECEIVING			K/O RETS			DEFENCE	
Year	Tm	GP	GS	TD	C-2	Pts	No	Yds	Avg	LG	TD	Max	100	No	Lost	No	Yds	Avg	LG	TD	No	Yds	Avg	DT	STT	
2022	SSK	13	4	1	0	6	85	533	6.3	63	1	129	1	0	0	17	109	6.4	24	0	7	168	24.0	1	2	

**HILLS, Wes**

2022: Hamilton

Born: Jun 5/95 College: Delaware Career GP: 7 Hgt: 6.01 Pos: RB  
 City: Wildwood, NJ All-Star: None Career Starts: 6 Wgt: 218 CFL Yrs: 2  
 Career: Signed as a free agent by HAM on Mar 8/21. Status: A

REGULAR SEASON		SCORING			RUSHING										Game Hi:		RECEIVING			FUMBLES		PLAYOFFS		RUSHING			REC'G	
Year	Tm	GP	GS	TD	C-2	Pts	No	Yds	Avg	LG	TD	Max	100	No	Yds	Avg	LG	TD	No	Lst	Year	Tm	GP	No	Yds	TD	No	Yds
2021	HAM	1	0	0	0	0	4	20	5.0	8	0	20	0	0	0	0	0	0	0	0	2022	HAM	1	5	34	0	1	5
2022	HAM	6	6	1	0	6	69	384	5.6	22	1	132	1	11	105	9.5	26	0	2	1								
Totals		7	6	1	0	6	73	404	5.5	22	1	132	1	11	105	9.5	26	0	2	1								

**HOLLEY, Caleb**

2022: Edmonton

Born: Dec 26/90 College: East Central University Career GP: 49 Hgt: 6.04 Pos: WR  
 City: Anchorage, AK All-Star: None Career Starts: 49 Wgt: 200 CFL Yrs: 5  
 Career: Signed by SSK on Aug 9/16. Signed by OTT on Feb 14/19. Signed by BC on Feb 21/20. Signed by EDM on Jan 26/22. Released on July 29/22. Status: A

REGULAR SEASON		SCORING			RECEIVING										Game Hi:		FUMBLES		REGULAR SEASON CFL CAREER HIGHS		
Year	Tm	GP	GS	TD	C-2	Pts	No	Yds	Avg	LG	TD	30	2D	Tar	YAC	Max	100	No	Lst	Rec	Yds
2016	SSK	11	11	0	0	0	56	655	11.7	44	2	3	17	82	182	121	2	2	1	10	Sep 4/16 vs WPG
2017	SSK	13	13	5	1	32	39	608	15.6	75	5	5	15	55	212	86	0	1	0	121	Sep 4/16 vs WPG
2018	SSK	9	9	0	0	0	14	213	15.2	46	0	3	3	30	43	71	0	1	1		
2019	OTT	14	14	0	1	2	48	487	10.1	26	0	0	15	75	223	83	0	2	1		
2022	EDM	2	2	0	0	0	8	101	12.6	44	0	1	3	16	13	51	0	0	0		
Totals		49	49	5	2	34	165	2,064	12.5	75	7	12	53	258	673	121	2	6	3		

**HOLLINS, Alexander**

2022: BC

Born: Nov 24/96 College: Eastern Illinois Career GP: 4 Hgt: 6.00 Pos: WR  
 City: Yazoo City, MS All-Star: None Career Starts: 4 Wgt: 175 CFL Yrs: 1  
 Career: Signed as a free agent by BC on Feb 17/22. Status: A

REGULAR SEASON GP - BC 2022: 4 (4). RECEIVING: 13 for 117 yds, 1 TD, LG 33, 18 tgts. PLAYOFFS GP - BC 2022: 2 (2). RECEIVING: 8 for 102 yds, 1 TD, LG 29.

**HUNCHAK, Colton**

2022: Calgary

Born: Sep 25/97 College: York Career GP: 42 Hgt: 5.11 Cdn Draft: 2019 CGY Pos: WR  
 City: Calgary, AB All-Star: None Career Starts: 0 Wgt: 203 Rd 8, #73 CFL Yrs: 3  
 Career: Signed as a free agent by CGY on Dec 19/18. Status: N

REGULAR SEASON		SCORING			RECEIVING										Game Hi:		FUMBLES		DEF	PLAYOFFS					
Year	Tm	GP	GS	TD	C-2	Pts	No	Yds	Avg	LG	TD	30	2D	Tar	YAC	Max	100	No	Lst	DT	Year	Tm	GP	No	Yds
2019	CGY	14	0	0	0	0	16	231	14.4	57	0	1	4	24	67	57	0	0	0	2	2019	CGY	1	0	0
2021	CGY	14	0	0	0	0	16	247	15.4	39	0	2	8	22	100	56	0	0	0	1	2021	CGY	1	2	11
2022	CGY	14	0	0	0	0	6	69	11.5	33	0	1	2	9	24	38	0	0	0	0	2022	CGY	1	0	0
Totals		42	0	0	0	0	38	547	14.4	57	0	4	14	55	191	57	0	0	0	3	Totals		3	2	11

**2023 CFL PLAYER PROFILES**

**PART 3 - RECEIVERS & RUNNING BACKS**

**IRONS, Maleek**

**2022: Ham-Edm / 2023: Retired**

**Born:** Jun 29/96 **College:** Ohio **Career GP:** 29 **Hgt:** 6.00 **Cdn Draft:** 2019 HAM **Pos:** RB  
**City:** Calgary, AB **All-Star:** None **Career Starts:** 5 **Wgt:** 230 **Rd 3, #22** **CFL Yrs:** 3  
**Career:** Selected by Hamilton in the 2019 Canadian Draft. Released by HAM on Jul 12/22. Signed by EDM on Jul 17/22. Retired on Oct 5/22. **Status:** N

REGULAR SEASON		SCORING					RECEIVING					RUSHING					K/O RETURNS		PLAYOFFS			GREY CUP				
Year	Tm	GP	GS	TD	C-2	Pts	No	Yds	Avg	LG	TD	No	Yds	Avg	LG	TD	Max	No	Yds	Year	Tm	GP	Year	Tm	GP	STT
2019	HAM	11	3	1	2	10	10	59	5.9	13	0	50	208	4.2	23	1	61	0		2019	HAM	1	2019	HAM	1	1
2021	HAM	11	2	0	1	2	8	57	7.1	19	0	23	113	4.9	20	0	59	0								
2022	HAM	2	0	0	1	2	0	0		0	0	1	3	3.0	3	0	3	1	12							
	EDM	5	0	1	0	6	2	21	10.5	11	0	18	70	3.9	11	1	28	0								
<b>Totals</b>		<b>29</b>	<b>5</b>	<b>2</b>	<b>4</b>	<b>20</b>	<b>20</b>	<b>137</b>	<b>6.9</b>	<b>19</b>	<b>0</b>	<b>92</b>	<b>394</b>	<b>16</b>	<b>23</b>	<b>2</b>	<b>61</b>	<b>1</b>	<b>12</b>							

**JACKSON, Don**

**2022: Hamilton / 2023: Retired**

**Born:** Sep 7/93 **College:** Nevada **Career GP:** 34 **Hgt:** 5.10 **Pos:** RB  
**City:** Sacramento, CA **All-Star:** None **Career Starts:** 31 **Wgt:** 205 **CFL Yrs:** 4  
**Career:** Signed as a free agent by CGY on May 11/18. Signed as a free agent by HAM on Feb 11/20. Announced retirement on Feb 2/23. **Status:** A

REGULAR SEASON		SCORING					RECEIVING					RUSHING					Game Hi:		RUSHING					FUMBLES		
Year	Tm	GP	GS	TD	C-2	Pts	No	Yds	Avg	LG	TD	30	2D	Tar	YAC	Max	100	No	Yds	Avg	LG	TD	Max	100	No	Lst
2018	CGY	13	13	3	2	22	23	168	7.3	35	0	1	3	35	149	49	0	160	924	5.8	70	3	123	3	2	1
2019	CGY	7	6	2	0	12	21	132	6.3	23	0	0	1	27	113	43	0	58	246	4.2	25	2	77	0	0	
2021	HAM	4	3	2	0	12	8	94	11.8	18	1	0	1	10	74	56	0	44	245	5.6	31	1	120	1	0	
2022	HAM	10	9	2	0	12	32	227	7.1	19	1	0	6	42	191	67	0	78	299	3.8	19	1	47	0	0	
<b>Totals</b>		<b>34</b>	<b>31</b>	<b>9</b>	<b>2</b>	<b>58</b>	<b>84</b>	<b>621</b>	<b>7.4</b>	<b>35</b>	<b>2</b>	<b>1</b>	<b>11</b>	<b>114</b>	<b>527</b>	<b>67</b>	<b>0</b>	<b>340</b>	<b>1714</b>	<b>5.0</b>	<b>70</b>	<b>7</b>	<b>123</b>	<b>4</b>	<b>2</b>	<b>1</b>

PLAYOFFS		SCORING					RUSHING					RECEIVING					GREY CUP			RUSHING					RECEIVING				
Year	Tm	GP	GS	TD	C-2	Pts	No	Yds	Avg	LG	TD	Max	Yds	Avg	LG	TD	Year	Tm	GP	No	Yds	LG	TD	No	Yds	LG	TD		
2018	CGY	1	1	0	0	0	14	83	5.9	18	0	83	0				2018	CGY	1	14	53	19	0	4	39	21	1		
2019	CGY	1	1	0	0	0	8	63	7.9	35	0	63	1	2	2.0	2	0	0					6	48	36	0			
2021	HAM	2	2	1	1	8	29	141	4.9	17	1	95	3	19	6.3	8	0	2021	HAM	1	11	59	21	0	10	87	36	1	
<b>Totals</b>		<b>4</b>	<b>4</b>	<b>1</b>	<b>1</b>	<b>8</b>	<b>51</b>	<b>287</b>	<b>5.6</b>	<b>35</b>	<b>1</b>	<b>95</b>	<b>4</b>	<b>21</b>	<b>5.3</b>	<b>8</b>	<b>0</b>	<b>2</b>	<b>25</b>	<b>112</b>	<b>21</b>	<b>0</b>	<b>10</b>	<b>87</b>	<b>36</b>	<b>1</b>			

**JACKSON, Dontavion (Lucky)**

**2022: Edm-Wpg**

**Born:** Jul 17/97 **College:** Western Kentucky **Career GP:** 1 **Hgt:** 6.00 **Pos:** WR  
**City:** Lexington, KY **All-Star:** None **Career Starts:** 1 **Wgt:** 191 **CFL Yrs:** 1  
**Career:** Signed by WPG on Apr 13/22, released on June 5/22. Signed by EDM on Sep 13/22. Started 1 game (0 catches on 3 targets). Released on Oct 21/22. **Status:** A

**JACKSON, Martese**

**2022: Edmonton**

**Born:** May 20/92 **College:** Florida Atlantic **Career GP:** 43 **Hgt:** 5.05 **Pos:** RB  
**City:** Asheville, NC **All-Star:** None **Career Starts:** 0 **Wgt:** 171 **CFL Yrs:** 5  
**Career:** Signed by TOR on May 1/17. Traded to EDM on Sep 9/18 with an exchange of picks. Released by EDM on Feb 11/20. Signed by MTL on Oct 25/21. Traded to EDM on Jan 14/22 along with OL Tony Washington in exchange for DL Mike Moore. Released by EDM on June 21/22. **Status:** A

REGULAR SEASON		SCORING					RECEIVING					RUSHING					PUNT RETURNS					KICKOFF RETURNS							
Year	Tm	GP	GS	TD	C-2	Pts	No	Yds	Avg	LG	TD	30	Tar	No	Yds	Avg	LG	TD	Max	No	Yds	Avg	LG	TD	No	Yds	Avg	LG	TD
2017	TOR	16	0	4	0	24	18	145	8.1	31	1	1	20	9	40	4.4	16	0	16	70	824	11.8	92	2	52	1,133	21.8	84	0
2018	TOR	11	0	0	0	0	5	29	5.8	8	0	0	8	14	63	4.5	21	0	36	38	464	12.2	70	0	37	747	20.2	47	0
	EDM	6	0	1	0	6	7	68	9.7	39	0	1	8	3	25	8.3	13	1	13	25	184	7.4	30	0	23	382	16.6	27	0
2019	EDM	6	0	0	0	0	1	-1	-1.0	0	0	0	1	0						30	304	10.1	30	0	17	288	16.9	31	0
2021	MTL	3	0	0	0	0	0	0		0	0	0	0	0						16	132	8.3	22	0	1	16	16.0	16	0
2022	EDM	1	0	0	0	0	0	0		0	0	0	0	1	2	2.0	2	0	2	3	27	9.0	19	0	3	58	19.3	24	0
<b>Totals</b>		<b>43</b>	<b>0</b>	<b>5</b>	<b>0</b>	<b>30</b>	<b>31</b>	<b>241</b>	<b>7.8</b>	<b>39</b>	<b>1</b>	<b>2</b>	<b>37</b>	<b>27</b>	<b>130</b>	<b>4.8</b>	<b>21</b>	<b>1</b>	<b>36</b>	<b>182</b>	<b>1935</b>	<b>10.6</b>	<b>92</b>	<b>2</b>	<b>133</b>	<b>2,624</b>	<b>19.7</b>	<b>84</b>	<b>0</b>

REG SEAS		FG MISS RETS					FUMBLES		PLAYOFFS					SCORING					PUNT RETURNS					KICKOFF RETURNS					
Year	Tm	No	Yds	LG	TD	No	Lst	Year	Tm	GP	GS	TD	C-2	Pts	No	Yds	Avg	LG	TD	No	Yds	Avg	LG	TD	No	Yds	Avg	LG	TD
2017	TOR	4	257	125	1	6	3	2017	TOR	1	0	0	0	0	5	14	2.8	10	0	1	29	29.0	29	0					
2018	TOR	0				3	2																						
	EDM	3	98	42	0	3	0																						
2022	EDM	1	26	26	0	0	0																						
<b>Totals</b>		<b>8</b>	<b>381</b>	<b>125</b>	<b>1</b>	<b>12</b>	<b>5</b>																						

GREY CUP GP - TOR 2017: 1. Punt rets - 2017: 2/14, LG 9, 0 TD. K/O rets - 2017: 4/46, LG 16.

**JACKSON, Nih-Jer**

**2022: Edmonton**

**Born:** Jul 16/96 **College:** Southeastern Louisiana **Career GP:** 2 **Hgt:** 6.03 **Pos:** WR  
**City:** Stockton, CA **All-Star:** None **Career Starts:** 0 **Wgt:** 190 **CFL Yrs:** 1  
**Career:** Signed as a free agent by EDM on Jan 26/22. Played 2 games in 2022 (0 catches on 4 targets). **Status:** A

**JOHNSON, Anthony**

**2022: Hamilton**

**Born:** Jan 29/95 **College:** Buffalo **Career GP:** 5 **Hgt:** 6.02 **Pos:** WR  
**City:** Rock Hill, SC **All-Star:** None **Career Starts:** 5 **Wgt:** 220 **CFL Yrs:** 1  
**Career:** Signed as a free agent by HAM on Apr 19/22. **Status:** A

REGULAR SEASON GP - HAM 2022: 5 (5). RECEIVING: 13 for 250 yds, 1 TD, LG 51. FUM: 1 (1 lost) PLAYOFFS GP - HAM 2022: 1 (1). RECEIVING: 4 for 33 yds, LG 12.



2023 CFL PLAYER PROFILES

PART 3 - RECEIVERS & RUNNING BACKS

**JOHNSON, Shaquille**

2022: Ottawa

**Born:** May 2/93 **College:** Western **Career GP:** 86 **Hgt:** 6.00 **Cdn Draft:** 2016 BC **Pos:** WR  
**City:** Brampton, ON **All-Star:** None **Career Starts:** 83 **Wgt:** 185 **Rd 4, #32** **CFL Yrs:** 6  
**Career:** Selected by BC in the 2016 Canadian Draft. Signed as a free agent by OTT on Feb 9/22. **Status:** N

REGULAR SEASON					SCORING					RECEIVING										Game Hi:				FUMBLES		DEFENCE		PLAYOFFS			RECEIVING			
Year	Tm	GP	GS	TD	C-2	Pts	No	Yds	Avg	LG	TD	30	2D	Tar	YAC	Max	100	No	Lst	DT	ST	Year	Tm	GP	No	Yds	LG	TD						
2016	BC	2	1	0	0	0	0											0				2016	BC	1	0									
2017	BC	18	18	2	0	12	30	521	17.4	58	2	6	15	51	108	93	0	2	1	5	1	2018	BC	1	2	36	30	1						
2018	BC	16	16	3	0	18	28	336	12.0	39	3	3	7	49	87	51	0	0																
2019	BC	18	18	2	1	14	39	597	15.3	67	2	6	11	57	121	160	1	0																
2021	BC	14	13	0	0	0	30	295	9.8	53	0	1	7	48	83	58	0	2	0	2	0													
2022	OTT	18	17	1	0	6	22	363	16.5	45	2	4	10	38	82	75	0	0																
<b>Totals</b>		<b>86</b>	<b>83</b>	<b>8</b>	<b>1</b>	<b>50</b>	<b>149</b>	<b>2112</b>	<b>14.2</b>	<b>67</b>	<b>9</b>	<b>20</b>	<b>50</b>	<b>243</b>	<b>481</b>	<b>160</b>	<b>1</b>	<b>4</b>	<b>1</b>	<b>9</b>	<b>3</b>	<b>Totals</b>	<b>2</b>	<b>2</b>	<b>36</b>	<b>30</b>	<b>1</b>							

**JONES, Mike**

2022: Edm-Ham-Mtl

**Born:** Nov 2/92 **College:** Southern **Career GP:** 79 **Hgt:** 6.00 **Cdn Draft:** 2016 HAM **Pos:** WR  
**City:** Toronto, ON **All-Star:** None **Career Starts:** 68 **Wgt:** 181 **Rd 3, #18** **CFL Yrs:** 6  
**Career:** Selected by Hamilton in the 2016 Canadian Draft. Released by HAM on Feb 11/20. Signed as a free agent by EDM on Jan 4/21. Released by EDM on Jul 28/22. Signed by HAM on Aug 2/22. Released by HAM on Sep 7/22. Signed by MTL on Sep 21/22. **Status:** N

REGULAR SEASON					SCORING					RECEIVING										Game Hi:				RUSHING		FUMBLES		PUNT RETURNS				KICKOFF RETS			
Year	Tm	GP	GS	TD	C-2	Pts	No	Yds	Avg	LG	TD	30	2D	Tar	YAC	Max	100	No	Yds	No	Lost	No	Yds	LG	TD	No	Yds	LG	TD						
2016	HAM	8	1	0	0	0	2	27	13.5	21	0	0	0	6	5	21	0	0					1	55	48	0	6	98	34	0					
2017	HAM	14	11	1	1	8	28	285	10.2	49	1	2	4	46	71	70	0	0					0				0								
2018	HAM	18	18	3	0	18	49	841	17.2	84	3	8	16	81	217	138	4	1	10	0	2	0	0			0									
2019	HAM	18	18	0	0	0	22	319	14.5	59	0	2	6	35	70	59	0	0					0			0									
2021	EDM	11	11	2	0	12	29	394	13.6	52	2	4	12	41	78	107	1	1	4	0	0	0			0										
2022	EDM	7	7	0	0	0	8	100	12.5	19	0	0	4	21	20	34	0	0					0		0										
	HAM	1	1	0	0	0	3	30	10.0	12	0	0	2	5	5	30	0	0					0		0										
	MTL	2	1	0	0	0	0											0				0		0		0									
<b>Totals</b>		<b>79</b>	<b>68</b>	<b>6</b>	<b>1</b>	<b>38</b>	<b>141</b>	<b>1996</b>	<b>14.2</b>	<b>84</b>	<b>6</b>	<b>16</b>	<b>44</b>	<b>235</b>	<b>466</b>	<b>138</b>	<b>5</b>	<b>2</b>	<b>14</b>	<b>2</b>	<b>2</b>	<b>1</b>	<b>55</b>	<b>48</b>	<b>0</b>	<b>6</b>	<b>98</b>	<b>34</b>	<b>0</b>						

PLAYOFFS GP - HAM 2018: 2 (2), 2019: 1 (1). RECEIVING - HAM 2018: 6 for 71 yds, 1 TD, LG 37. GREY CUP GP - HAM 2019: 1. RECEIVING - 1 for 10 yds.

**JONES, Tevin**

2022: Saskatchewan

**Born:** Dec 26/92 **College:** Memphis **Career GP:** 14 **Hgt:** 6.02 **Pos:** WR  
**City:** Amory, MS **All-Star:** None **Career Starts:** 5 **Wgt:** 225 **CFL Yrs:** 1  
**Career:** Signed as a free agent by SSK on Apr 21/22. **Status:** A

REGULAR SEASON					SCORING					RECEIVING										Game Hi:				FUMBLES		KICKOFF RETURNS				DEFENCE			
Year	Tm	GP	GS	TD	C-2	Pts	No	Yds	Avg	LG	TD	30	2D	Tar	YAC	Max	100	No	Lost	No	Yds	Avg	LG	TD	DT	ST	FR						
2022	SSK	14	5	3	0	18	20	265	13.3	40	3	2	7	29	107	67	0	1	0	3	49	16.3	19	0	3	8	1						

**JORDEN, Kamar**

2022: Calgary

**Born:** May 17/89 **College:** Bowling Green **Career GP:** 55 **Hgt:** 6.03 **Pos:** WR  
**City:** Darby, PA **All-Star:** Div: 2 CFL: 0 **Career Starts:** 52 **Wgt:** 205 **CFL Yrs:** 8  
**Career:** Signed as a free agent by CGY on Oct 2/13. Released in 2014 for an NFL tryout and returned Sep/2014. Missed 2019 regular season due to injury. **Status:** A

REGULAR SEASON					SCORING					RECEIVING										Game Hi:				RUSHING		FUMBLES		PLAYOFFS			RECEIVING			
Year	Tm	GP	GS	TD	C-2	Pts	No	Yds	Avg	LG	TD	30	2D	Tar	YAC	Max	100	No	Yds	TD	No	Lost	Year	Tm	GP	No	Yds	LG						
2014	CGY	1	0	0	0	0	1	7	7.0	7	0	0	0	2	0	7	0	0					2016	CGY	1	5	52	28						
2015	CGY	2	1	0	0	0	2	6	3.0	5	0	0	0	4	4	5	0	0					2017	CGY	1	6	111	51						
2016	CGY	9	8	3	1	20	42	580	13.8	48	3	3	15	62	151	126	2	1	6	0	1	0	2019	CGY	1	2	15	12						
2017	CGY	10	10	7	1	44	52	717	13.8	55	6	3	20	84	151	140	1	1	1	1	1	1	2021	CGY	1	4	33	13						
2018	CGY	10	10	6	2	40	55	944	17.2	68	6	11	22	74	330	249	2	0					2022	CGY	1	1	18	18						
2019	CGY	0																0				<b>Totals</b>	<b>5</b>	<b>18</b>	<b>229</b>	<b>51</b>								
2021	CGY	11	11	4	0	24	53	767	14.5	50	4	6	21	73	206	159	2	0																
2022	CGY	12	12	0	0	0	43	433	10.1	42	0	3	12	75	76	109	1	0																
<b>Totals</b>		<b>55</b>	<b>52</b>	<b>20</b>	<b>4</b>	<b>128</b>	<b>248</b>	<b>3,454</b>	<b>13.9</b>	<b>68</b>	<b>19</b>	<b>26</b>	<b>90</b>	<b>374</b>	<b>918</b>	<b>249</b>	<b>8</b>	<b>2</b>	<b>7</b>	<b>1</b>	<b>4</b>	<b>3</b>												

GREY CUP GP - CGY 2016: 1, 2017: 1. RECEIVING - 2016: 5 for 75 yds, LG 26, 2017: 6 for 117 yds, LG 37, 1 TD, Total: 11 for 192 yds, 1 TD, LG 37.

**JULIEN-GRANT, Kaion**

2022: Montréal

**Born:** Jul 6/96 **College:** St. Francis Xavier **Career GP:** 40 **Hgt:** 6.02 **Cdn Draft:** 2019 MTL **Pos:** WR  
**City:** Toronto, ON **All-Star:** None **Career Starts:** 33 **Wgt:** 212 **Rd 2, #13** **CFL Yrs:** 3  
**Career:** Selected by Montréal in the 2019 CFL Draft. Started all 18 games in 2022, setting career highs in receptions, yards, and TDs. **Status:** N

REGULAR SEASON					SCORING					RECEIVING										Game Hi:				K/O RETS		PNT RETS		PLAYOFFS			FUMBLES			
Year	Tm	GP	GS	TD	C-2	Pts	No	Yds	Avg	LG	TD	30	2D	Tar	YAC	Max	100	No	Yds	No	Yds	Year	Tm	GP	No	Yds	No	Lost						
2019	MTL	8	1	0	0	0	1	8	8.0	8	0	0	1	3	2	8	0	7	112	0	0	2019	MTL	1	0		0							
2021	MTL	14	14	0	0	0	8	133	16.6	55	0	1	4	16	50	55	0	1	15	1	6	2021	MTL	1	3	45	0							
2022	MTL	18	18	3	0	18	36	517	14.4	70	3	5	6	50	323	75	0	0				2022	MTL	2	6	46	1	1						
<b>Totals</b>		<b>40</b>	<b>33</b>	<b>3</b>	<b>0</b>	<b>18</b>	<b>45</b>	<b>658</b>	<b>14.6</b>	<b>70</b>	<b>3</b>	<b>6</b>	<b>11</b>	<b>69</b>	<b>375</b>	<b>75</b>	<b>0</b>	<b>8</b>	<b>127</b>	<b>1</b>	<b>6</b>	<b>Totals</b>	<b>4</b>	<b>9</b>	<b>91</b>	<b>1</b>	<b>1</b>							

**2023 CFL PLAYER PROFILES**

**PART 3 - RECEIVERS & RUNNING BACKS**

**KAYA, Kevin** **2022: Montréal**  
**Born:** Jan 14/95 **College:** Montréal **Career GP:** 6 **Hgt:** 6.03 **Pos:** WR  
**City:** Nancy, France **All-Star:** None **Career Starts:** 0 **Wgt:** 195 **CFL Yrs:** 2  
**Career:** Signed as a free agent by MTL on May 5/21. **Status:** G

**REGULAR SEASON** GP - MTL 2021: 1 (0), 2022: 5 (0). **RECEIVING** - 2022: 2 for 25 yds, LG 14.

**LABELLE, Bruno** **2022: Saskatchewan**  
**Born:** Jun 3/97 **College:** Cincinnati **Career GP:** 15 **Hgt:** 6.04 **Cdn Draft:** 2021 SSK **Pos:** FB  
**City:** Montréal, QC **All-Star:** None **Career Starts:** 0 **Wgt:** 248 **Rd 3, #20** **CFL Yrs:** 1  
**Career:** Selected by Saskatchewan in the 2021 Canadian Draft. **Status:** N

**REGULAR SEASON** GP - SSK 2022: 15 (0). **RECEIVING:** 1 for 18 yds. **K/O RETURNS:** 1 for 3 yds.

**LAFRANCE, Kienan** **2022: Saskatchewan**  
**Born:** May 16/91 **College:** Manitoba **Career GP:** 104 **Hgt:** 5'10 **Cdn Draft:** 2015 OTT **Pos:** RB  
**City:** Winnipeg, MB **All-Star:** None **Career Starts:** 8 **Wgt:** 214 **Rd 6, #45** **CFL Yrs:** 7  
**Career:** Selected by Ottawa in the 2015 Canadian Draft. Signed as a free agent by SSK on Feb 14/17. Released on Feb 1/18.  
 Signed by WPG on Feb 13/18. Released on Feb 12/19. Signed by SSK on Feb 21/19. **Status:** N

REGULAR SEASON					SCORING					RECEIVING					RUSHING					DEFENCE			KICKOFF RETS			FUMBLES		
Year	Tm	GP	GS	Pts	TD	C-2	No	Yds	Avg	LG	TD	30	2D	Tar	YAC	No	Yds	Avg	LG	TD	Max	DT	ST	No	Yds	Avg	No	Lost
2015	OTT	16	0	0	0	0	2	1	0.5	1	0	0	0	3	1	6	17	2.8	8	0	13	0	1	3	68	22.7	0	
2016	OTT	16	1	0	0	0	12	76	6.3	22	1	0	2	15	71	37	163	4.4	24	0	52	2	10	2	28	14.0	0	
2017	SSK	13	6	3	1	20	14	123	8.8	18	1	0	4	20	119	68	273	4.0	18	2	52	3	5	4	107	26.8	0	
2018	WPG	16	0	2	1	14	8	64	8.0	23	0	0	1	11	36	36	137	3.8	27	2	50	1	1	3	63	21.0	2	
2019	SSK	18	0	0	0	0	0	0	0	0	0	0	0	0	0	2	9	4.5	7	0	0	0	15	0	0	0		
2021	SSK	14	0	0	0	0	8	69	8.6	23	0	0	1	9	62	7	43	6.1	12	0	12	0	4	2	31	15.5	0	
2022	SSK	11	1	0	0	0	5	28	5.6	7	0	0	1	5	15	9	39	4.3	11	0	24	0	4	1	16	16.0	1	
<b>Totals</b>		<b>104</b>	<b>8</b>	<b>5</b>	<b>2</b>	<b>34</b>	<b>49</b>	<b>361</b>	<b>7.4</b>	<b>23</b>	<b>2</b>	<b>0</b>	<b>9</b>	<b>63</b>	<b>304</b>	<b>165</b>	<b>681</b>	<b>4.1</b>	<b>27</b>	<b>4</b>	<b>52</b>	<b>6</b>	<b>40</b>	<b>15</b>	<b>313</b>	<b>20.9</b>	<b>3</b>	

PLAYOFFS					SCORING					RUSHING					REC'G		GREY CUP					RUSHING					RECEIVING			
Year	Tm	GP	GS	Pts	TD	C-2	No	Yds	Avg	LG	TD	Max	100	No	Yds	Year	Tm	GP	No	Yds	Avg	LG	TD	No	Yds	LG	TD			
2015	OTT	1	0	0	0	0	0	0	0	0	0	0	0	0	0	2015	OTT	1	0	0	0	0	0	0	0	0	0			
2016	OTT	1	1	1	0	6	25	157	6.3	28	1	157	1	0	0	2016	OTT	1	11	42	3.8	13	0	6	31	10	0			
2017	SSK	2	0	0	0	0	8	34	4.3	4	0	24	0	4	35	2019	WPG	1	0	0	0	0	0	0	0	0	0			
2018	WPG	2	0	0	0	0	0	0	0	0	0	0	0	0	0	<b>Totals</b>	<b>3</b>	<b>11</b>	<b>42</b>	<b>3.8</b>	<b>13</b>	<b>0</b>	<b>6</b>	<b>31</b>	<b>10</b>	<b>0</b>				
2019	SSK	1	0	0	0	0	0	0	0	0	0	0	0	0	0															
2021	SSK	2	0	0	0	0	0	0	0	0	0	0	0	0	0															
<b>Totals</b>		<b>9</b>	<b>1</b>	<b>1</b>	<b>0</b>	<b>6</b>	<b>33</b>	<b>191</b>	<b>5.8</b>	<b>28</b>	<b>1</b>	<b>157</b>	<b>1</b>	<b>4</b>	<b>35</b>															

**LANGLAIS, William** **2022: Calgary**  
**Born:** Apr 23/90 **College:** Sherbrooke **Career GP:** 106 **Hgt:** 6.03 **Cdn Draft:** 2015 CGY **Pos:** RB  
**City:** Gatineau, QC **All-Star:** None **Career Starts:** 50 **Wgt:** 220 **Rd 3, #27** **CFL Yrs:** 7  
**Career:** Selected by Calgary in the 2015 Canadian Draft. **Status:** N

REGULAR SEASON					SCORING					RECEIVING					RUSHING					DEFENSIVE STATISTICS					PLAYOFFS					REC'G		DEF	
Year	Tm	GP	GS	Pts	TD	C-2	No	Yds	Avg	LG	TD	2D	Tar	YAC	Max	No	Yds	ST	FR	Yds	LG	TD	Year	Tm	GP	No	Yds	ST					
2015	CGY	17	0	0	0	0	0	0	0	0	0	0	0	0	0	0	11	0	0	0	0	0	2015	CGY	2	0	0	0					
2016	CGY	16	0	0	0	0	0	0	0	0	0	0	0	0	0	0	17	0	0	0	0	0	2016	CGY	1	0	0	0					
2017	CGY	18	0	1	0	6	3	30	10.0	13	0	1	3	16	16	0	16	1	2	2	1	2017	CGY	1	0	0	1						
2018	CGY	16	16	0	0	0	6	105	17.5	33	0	1	13	53	53	0	9	0	0	0	0	2018	CGY	1	0	0	0						
2019	CGY	9	8	0	0	0	4	54	13.5	33	0	1	6	48	33	1	1	0	0	0	0	2019	CGY	1	0	0	1						
2021	CGY	12	8	0	0	0	1	5	5.0	5	0	0	0	2	5	0	4	0	0	0	0	2021	CGY	1	0	0	0						
2022	CGY	18	18	1	0	6	6	67	11.2	22	1	0	3	27	35	0	2	0	0	0	0	2022	CGY	1	1	3	0						
<b>Totals</b>		<b>106</b>	<b>50</b>	<b>2</b>	<b>0</b>	<b>12</b>	<b>20</b>	<b>261</b>	<b>13.1</b>	<b>33</b>	<b>1</b>	<b>3</b>	<b>25</b>	<b>146</b>	<b>53</b>	<b>1</b>	<b>3</b>	<b>60</b>	<b>1</b>	<b>2</b>	<b>2</b>	<b>1</b>	<b>8</b>	<b>1</b>	<b>3</b>	<b>2</b>							

**KICKOFF RETURNS** 2018: 1 for 21 yds, 2021: 2 for 58 yds, 2022: 4 for 43 yds **GREY CUP** GP - CGY 2016: 1, 2017: 1, 2018: 1, Total: 3. **STT** - 2017: 1.

**LAWLER, Kenny** **2022: Edmonton**  
**Born:** Jun 25/94 **College:** California **Career GP:** 41 **Hgt:** 6.03 **Pos:** WR  
**City:** Pamoona, CA **All-Star:** Div: 2 CFL: 1 **Career Starts:** 41 **Wgt:** 197 **CFL Yrs:** 3  
**Career:** Signed by WPG on Oct 22/18. Signed by EDM on Feb 8/22. Signed by WPG on Feb 15/23. Selected 2022 West Div. All-Star. **Status:** A

REGULAR SEASON					SCORING					RECEIVING					Game Hi:		RUSHING		FUMBLES		DEFENCE		
Year	Tm	GP	GS	Pts	TD	C-2	No	Yds	Avg	LG	TD	30	2D	Tar	YAC	Max	100	No	Yds	No	Lst	DT	ST
2019	WPG	16	16	4	0	24	43	637	14.8	54	4	4	18	63	175	144	1	0	1	1	2	0	
2021	WPG	13	13	6	0	36	64	1014	15.8	47	6	10	27	94	174	205	2	1	8	1	1	1	0
2022	EDM	12	12	5	0	30	58	894	15.4	54	5	5	20	93	199	149	3	0	2	1	1	4	0
<b>Totals</b>		<b>41</b>	<b>41</b>	<b>15</b>	<b>0</b>	<b>90</b>	<b>165</b>	<b>2545</b>	<b>15.4</b>	<b>54</b>	<b>15</b>	<b>19</b>	<b>65</b>	<b>250</b>	<b>548</b>	<b>205</b>	<b>6</b>	<b>1</b>	<b>8</b>	<b>4</b>	<b>3</b>	<b>7</b>	<b>0</b>

PLAYOFFS					SCORING					RECEIVING					GREY CUP		RECEIVING				
Year	Tm	GP	GS	Pts	TD	C-2	No	Yds	Avg	LG	TD	Max	Year	Tm	GP	No	Yds	Avg	LG	TD	
2019	WPG	2	2	1	0	6	5	74	14.8	26	1	40	2019	WPG	1	3	52	17.3	30	0	
2021	WPG	1	1	0	0	0	3	49	16.3	26	0	49	2021	WPG	1	3	41	13.7	19	0	
<b>Totals</b>		<b>3</b>	<b>3</b>	<b>1</b>	<b>0</b>	<b>6</b>	<b>8</b>	<b>123</b>	<b>15.4</b>	<b>26</b>	<b>1</b>	<b>49</b>	<b>Totals</b>	<b>2</b>	<b>6</b>	<b>93</b>	<b>31</b>	<b>30</b>	<b>0</b>		

**2023 CFL PLAYER PROFILES**

**PART 3 - RECEIVERS & RUNNING BACKS**

**LEAKE, Javon** **2022: Toronto**  
**Born:** Aug 1/98 **College:** Maryland **Career GP:** 8 **Hgt:** 6.00 **Pos:** RB  
**City:** Greensboro, NC **All-Star:** None **Career Starts:** 0 **Wgt:** 205 **CFL Yrs:** 1  
**Career:** Signed as a free agent by TOR on Apr 26/22. **Status:** A

REGULAR SEASON			SCORING			RECEIVING					RUSHING					PUNT RETURNS					KICKOFF RETURNS					FUMBLES			
Year	Tm	GP	GS	TD	C-2	Pts	No	Yds	Avg	LG	TD	No	Yds	Avg	LG	TD	Max	No	Yds	Avg	LG	TD	No	Yds	Avg	LG	TD	No	Lst
2022	TOR	8	0	0	0	0	5	74	14.8	46	0	10	32	3.2	9	0	13	22	186	8.5	17	0	22	504	22.9	50	0	1	0

**PLAYOFFS** GP - TOR 2022: 1. **PUNT RET:** 2 for 24 yds. **K/O RET:** 2 for 47 yds. **GREY CUP** GP - TOR 2022: 1. **PUNT RET:** 6 for 116 yds, LG 44. **K/O RET:** 4 for 80 yds.

**LENIUS, Brayden** **2022: Saskatchewan**  
**Born:** Dec 19/96 **College:** New Mexico **Career GP:** 32 **Hgt:** 6.05 **Cdn Draft:** 2019 SSK **Pos:** WR  
**City:** Regina, SK **All-Star:** None **Career Starts:** 21 **Wgt:** 220 **Rd 2, #15** **CFL Yrs:** 3  
**Career:** Drafted by SSK in 2019. Released on Jan 7/22 to pursue NFL opportunities. Signed by ATL (NFL) on Jan 14/22. Re-signed by SSK on Aug 29/22. **Status:** N

REGULAR SEASON			SCORING			RECEIVING					Game Hi:					RUSHING		FUMBLES			DEFENCE		K/O RETS			
Year	Tm	GP	GS	TD	C-2	Pts	No	Yds	Avg	LG	TD	30	2D	Tar	YAC	Max	100	No	Yds	No	Lst	DT	ST	No	Yds	
2019	SSK	11	0	0	0	0	2	4	2.0	5	0	0	0	0	-1	5	0	0	0	0	0	1	1	0	0	0
2021	SSK	14	14	4	0	24	37	471	12.7	53	4	4	9	55	128	76	0	0	0	1	1	3	0	0	0	0
2022	SSK	7	7	1	0	6	17	172	10.1	23	1	0	5	21	50	45	0	0	0	0	0	1	0	1	4	4
<b>Totals</b>		<b>32</b>	<b>21</b>	<b>5</b>	<b>0</b>	<b>30</b>	<b>56</b>	<b>647</b>	<b>11.6</b>	<b>53</b>	<b>5</b>	<b>4</b>	<b>14</b>	<b>76</b>	<b>177</b>	<b>76</b>	<b>0</b>	<b>0</b>	<b>0</b>	<b>1</b>	<b>1</b>	<b>5</b>	<b>1</b>	<b>1</b>	<b>1</b>	<b>4</b>

**PLAYOFFS** GP - SSK 2021: 2 (2). **RECEIVING** - 2021: 6 for 43 yds, LG 11, Targets 7. **TACKLES** - 1 DT.

**LEONARD, Raphael** **2022: Edmonton**  
**Born:** May 26/97 **College:** Southern Illinois **Career GP:** 5 **Hgt:** 6.02 **Pos:** WR  
**City:** Starkville, MS **All-Star:** None **Career Starts:** 2 **Wgt:** 190 **CFL Yrs:** 1  
**Career:** Signed as a free agent on Jan 18/22. Started 2 games as a defensive back in 2022. **Status:** A

**REGULAR SEASON** GP - EDM 2022: 5 (2). **RECEIVING:** 1 for 5 yds. **PUNT RETS:** 1 for 8 yds. **K/O RETS:** 1 for 26 yds. **FUMBLES:** 1 (1 Lost). **DEF:** 5 DT, 1 STT, 1 KD.

**LEWIS, Eugene** **2022: Montréal**  
**Born:** Apr 20/93 **College:** Oklahoma **Career GP:** 68 **Hgt:** 6.01 **Pos:** WR  
**City:** Norristown, PA **All-Star:** Div: 3 CFL: 2 **Career Starts:** 68 **Wgt:** 208 **CFL Yrs:** 5  
**Career:** Signed by MTL on Jun 17/17. Signed by EDM on Feb 14/23. Selected CFL All-Star in 2021 & 2022. In 2022 led the East in both yards & TDs. **Status:** A

REGULAR SEASON			SCORING			RECEIVING					Game Hi:					FUMBLES		RUSHING			PLAYOFFS		RECEIVING					
Year	Tm	GP	GS	TD	C-2	Pts	No	Yds	Avg	LG	TD	30	2D	Tar	YAC	Max	100	No	Lst	No	Yds	TD	Year	Tm	GP	No	Yds	TD
2017	MTL	2	2	0	0	0	7	120	17.1	38	0	2	2	9	32	73	0	1	0	0	0	0	2019	MTL	1	4	48	0
2018	MTL	18	18	5	0	30	44	827	18.8	75	4	9	17	68	246	105	2	1	0	6	9	1	2021	MTL	1	6	127	1
2019	MTL	18	18	5	2	34	72	1,133	15.7	97	5	8	27	112	420	130	4	1	0	0	0	2022	MTL	2	12	181	0	
2021	MTL	13	13	9	0	54	62	964	15.5	58	9	6	21	105	205	156	3	1	0	0	0	<b>Totals</b>		<b>4</b>	<b>22</b>	<b>356</b>	<b>1</b>	
2022	MTL	17	17	10	2	64	91	1,303	14.3	55	10	7	30	144	386	154	5	1	0	0	0							
<b>Totals</b>		<b>68</b>	<b>68</b>	<b>29</b>	<b>4</b>	<b>182</b>	<b>276</b>	<b>4,347</b>	<b>15.8</b>	<b>97</b>	<b>28</b>	<b>32</b>	<b>97</b>	<b>438</b>	<b>1289</b>	<b>156</b>	<b>14</b>	<b>5</b>	<b>0</b>	<b>6</b>	<b>9</b>	<b>1</b>						

**REGULAR SEASON** K/O RETURNS: 1 for 15 yds. **PASSING:** 4/6, 139 yds, 2 TD, 1 Int, LG 61.

**LEWIS, Wesley** **2022: Saskatchewan**  
**Born:** Jan 16/95 **College:** Angelo State **Career GP:** 15 **Hgt:** 6.05 **Cdn Draft:** 2019 OTT **Pos:** WR  
**City:** Leander, TX **All-Star:** None **Career Starts:** 0 **Wgt:** 218 **Rd 5, #45** **CFL Yrs:** 3  
**Career:** Selected by Ottawa in the 2019 Canadian Draft. Signed as a free agent by SSK on Feb 9/22. Released on Jan 27/23. **Status:** N

REGULAR SEASON			SCORING			RECEIVING					Game Hi:					FUMBLES			
Year	Tm	GP	GS	TD	C-2	Pts	No	Yds	Avg	LG	TD	30	2D	Tar	YAC	Max	100	No	Lst
2019	OTT	6	0	0	0	0	2	17	8.5	9	0	0	0	3	5	17	0	1	1
2021	WPG	5	0	0	0	0	1	16	16.0	16	0	0	0	1	3	16	0	0	0
2022	SSK	4	0	0	0	0	2	8	4.0	5	0	0	0	2	5	8	0	0	0
<b>Totals</b>		<b>15</b>	<b>0</b>	<b>0</b>	<b>0</b>	<b>0</b>	<b>5</b>	<b>41</b>	<b>8.2</b>	<b>16</b>	<b>0</b>	<b>0</b>	<b>0</b>	<b>6</b>	<b>13</b>	<b>17</b>	<b>0</b>	<b>1</b>	<b>1</b>

**LITRE, Ante** **2022: Edmonton**  
**Born:** Oct 17/94 **College:** SFU **Career GP:** 73 **Hgt:** 6.00 **Cdn Draft:** 2017 CGY **Pos:** RB  
**City:** Vancouver, BC **All-Star:** None **Career Starts:** 10 **Wgt:** 229 **Rd 4, #28** **CFL Yrs:** 5  
**Career:** Selected by Calgary in the 2017 Canadian Draft. Signed by EDM on Feb 14/22. Released by EDM on Feb 13/23. Signed by OTT on Feb 16/23. **Status:** N

REGULAR SEASON			SCORING			RUSHING					RECEIVING					DEF	PLAYOFFS		RUSHING		RECEIVING		DEF			
Year	Tm	GP	GS	TD	C-2	Pts	No	Yds	Avg	LG	TD	Max	No	Yds	Avg	LG	TD	ST	Year	Tm	GP	No	Yds	No	Yds	ST
2017	CGY	6	0	0	0	0	8	26	3.3	8	1	26	0	0	0	0	0	3	2017	CGY	1	0	0	0	1	
2018	CGY	18	0	0	0	0	5	33	6.6	19	1	23	0	0	0	0	0	10	2018	CGY	1	0	0	0	0	
2019	CGY	17	2	1	0	6	40	158	4.0	16	1	43	9	81	9.0	25	0	11	2019	CGY	1	3	21	0	0	
2021	CGY	14	0	0	0	0	41	134	3.3	17	0	27	16	149	9.3	35	0	6	2021	CGY	1	0	1	16	1	
2022	EDM	18	8	1	0	6	54	241	4.5	17	1	53	16	89	5.6	18	0	7	<b>Totals</b>		<b>4</b>	<b>3</b>	<b>21</b>	<b>1</b>	<b>16</b>	<b>2</b>
<b>Totals</b>		<b>73</b>	<b>10</b>	<b>2</b>	<b>0</b>	<b>12</b>	<b>148</b>	<b>592</b>	<b>4.0</b>	<b>19</b>	<b>4</b>	<b>53</b>	<b>41</b>	<b>319</b>	<b>7.8</b>	<b>35</b>	<b>0</b>	<b>37</b>								

**REGULAR SEASON** FUMBLES: 2021 - 2 (1 Lost), 2019 - 1 (1 Lost), Total - 3 (2 Lost). **GREY CUP** GP - 2017: 1, 2018: 1, Total: 2. **ST Tackles** - 2018: 1.

**LOCKSLEY, Kai** **2022: Edmonton**  
**Born:** Nov 17/96 **College:** Texas El Paso **Career GP:** 16 **Hgt:** 6.04 **Pos:** QB  
**City:** Fort Washington, MD **All-Star:** None **Career Starts:** 12 **Wgt:** 210 **CFL Yrs:** 1  
**Career:** Signed as a free agent by EDM on Jan 12/22. Started 12 games as a WR in 2022. Tied for team lead with 7 TDs as a rookie. **Status:** A

REGULAR SEASON		SCORING					RECEIVING										RUSHING					PASSING				
Year	Tm	GP	GS	TD	C-2	Pts	No	Yds	Avg	LG	TD	30	2D	Tar	YAC	Max	100	No	Yds	Avg	LG	TD	Max	Att	Com	Yds
2022	EDM	16	12	7	1	44	17	247	14.5	46	0	1	7	36	56	61	0	48	117	2.4	21	7	26	8	5	50

**LOGAN, Peyton** **2022: Calgary**  
**Born:** Nov 28/98 **College:** Tennessee-Martin **Career GP:** 16 **Hgt:** 5.08 **Pos:** RB  
**City:** Memphis, TN **All-Star:** None **Career Starts:** 0 **Wgt:** 189 **CFL Yrs:** 1  
**Career:** Signed as a free agent by CGY on May 3/22. Selected Calgary's M/O Rookie in 2022 after leading the CFL in combined yds/gm (148.4). **Status:** A

REGULAR SEASON		SCORING					RECEIVING					RUSHING					KICKOFF RETURNS			PUNT RTS		FGM RETURNS			FUMBLES				
Year	Tm	GP	GS	TD	C-2	Pts	No	Yds	Avg	LG	TD	No	Yds	Avg	LG	TD	Max	No	Yds	Avg	LG	TD	No	Yds	No	Yds	TD	No	Lost
2022	CGY	16	0	5	0	30	18	192	10.7	23	0	58	365	6.3	29	3	51	26	637	24.5	99	1	74	787	1	122	1	5	3

**LYLES, Jamel** **2022: Edmonton**  
**Born:** Aug 12/96 **College:** Manitoba **Career GP:** 13 **Hgt:** 6.00 **Cdn Draft:** 2019 BC **Pos:** RB  
**City:** Surrey, BC **All-Star:** None **Career Starts:** 0 **Wgt:** 210 **Rd 8, #69** **CFL Yrs:** 3  
**Career:** Selected by BC in the 2019 CFL Draft. Released on May 23/22. Signed by EDM on July 6/22. Released on July 29/22. **Status:** N

**REGULAR SEASON** GP - BC 2019: 7, BC 2021: 5, EDM 2022: 1. **RECEIVING** - BC 2019: 3 for 10 yds. **RUSHING** - BC 2019: 11 for 86 yds. **K/O RETS** - BC 2019: 6 for 114 yds.

**MACKIE, David** **2021: BC**  
**Born:** May 9/94 **College:** Western **Career GP:** 56 **Hgt:** 6.02 **Cdn Draft:** 2018 BC **Pos:** FB  
**City:** Jackson's Point, ON **All-Star:** None **Career Starts:** 0 **Wgt:** 252 **Rd 2, #16** **CFL Yrs:** 4  
**Career:** Selected by BC in the 2018 Canadian Draft. Recorded a career-high 90 rushing yards on Jun 25/22 vs TOR. **Status:** N

REGULAR SEASON		SCORING					RECEIVING										RUSHING					FUMBLES		DEF		PLAYOFFS			
Year	Tm	GP	GS	TD	C-2	Pts	No	Yds	Avg	LG	TD	30	2D	Tar	YAC	Max	100	No	Yds	Avg	LG	TD	Max	No	Lst	ST	Yr	GP	
2018	BC	17	0	0	0	0	2	16	8.0	17	0	0	0	2	2	17	0	0	0	0	0	0	0	0	0	0		'18	1
2019	BC	11	0	0	0	0	5	49	9.8	29	0	0	0	6	37	29	0	0	0	0	0	0	0	0	0	0		'22	2
2021	BC	14	0	0	0	0	3	14	4.7	7	0	0	0	4	2	9	0	0	0	0	0	0	0	0	0	0		Tot	3
2022	BC	14	0	1	0	6	6	41	6.8	12	0	0	1	7	26	20	0	19	94	4.9	25	1	90	1	1	3			
<b>Totals</b>		<b>56</b>	<b>0</b>	<b>1</b>	<b>0</b>	<b>6</b>	<b>16</b>	<b>120</b>	<b>7.5</b>	<b>29</b>	<b>0</b>	<b>0</b>	<b>1</b>	<b>19</b>	<b>67</b>	<b>29</b>	<b>0</b>	<b>19</b>	<b>94</b>					<b>1</b>	<b>1</b>	<b>21</b>			

**MAHOUNGOU, Anthony** **2022: Ottawa**  
**Born:** Feb 12/94 **College:** Purdue **Career GP:** 1 **Hgt:** 6.03 **Pos:** WR  
**City:** Paris, France **All-Star:** None **Career Starts:** 0 **Wgt:** 210 **CFL Yrs:** 1  
**Career:** Selected by Ottawa in the 2021 Global Draft (Rd 1, #9). Played 1 game (0 targets) in 2022. **Status:** G

**MANALO, Myles** **2022: Hamilton**  
**Born:** June 18/99 **College:** Western **Career GP:** 12 **Hgt:** 6.02 **Cdn Draft:** 2021 HAM **Pos:** FB  
**City:** Burlington, ON **All-Star:** None **Career Starts:** 0 **Wgt:** 230 **Rd 6, #54** **CFL Yrs:** 2  
**Career:** Selected by Hamilton in the 2021 Canadian Draft. **Status:** N

**REGULAR SEASON** GP - HAM 2021: 3 (0), 2022: 9 (0), 2022: 5 (2). **DEFENCE** - HAM 2022: 2 Special Teams Tackles. **PLAYOFFS** GP - HAM 2022: 1 (0).

**MARINER, Siasoi** **2022: Ottawa**  
**Born:** Jan 25/97 **College:** Utah State **Career GP:** 3 **Hgt:** 6.02 **Pos:** WR  
**City:** Tustin, CA **All-Star:** None **Career Starts:** 3 **Wgt:** 190 **CFL Yrs:** 1  
**Career:** Signed as a free agent on Jan 18/22. Started 2 games as a defensive back in 2022. **Status:** A

**REGULAR SEASON** GP - OTT 2022: 3 (3). **RECEIVING** - OTT 2022: 8 for 98 yds, 1 TD, LG 27.

**MARSHALL, Jalin** **2022: Edmonton**  
**Born:** Jul 21/95 **College:** Ohio State **Career GP:** 15 **Hgt:** 5.10 **Pos:** WR  
**City:** Middletown, OH **All-Star:** None **Career Starts:** 10 **Wgt:** 200 **CFL Yrs:** 3  
**Career:** Signed as a free agent by HAM on Jun 18/19. Signed as a free agent by EDM on Feb 8/22. **Status:** A

REGULAR SEASON		SCORING					RECEIVING										FUMBLES		RUSHING					K/O RETURNS			PNT RTS		
Year	Tm	GP	GS	TD	C-2	Pts	No	Yds	Avg	LG	TD	30	2D	Tar	YAC	Max	100	No	Lst	No	Yds	Avg	LG	TD	No	Yds	Avg	No	Yds
2019	HAM	8	3	1	0	6	8	139	17.4	50	0	1	2	9	102	85	0	1	1	1	5	5.0	5	0	2	23	11.5	0	
2021	HAM	1	1	0	0	0	2	20	10.0	12	0	0	1	3	11	20	0	0	0	0	0	0	0	0	0	0	0		
2022	EDM	6	6	2	0	12	10	62	6.2	25	2	0	2	18	21	33	0	1	0	0	0	0	0	9	138	15.3	4	42	
<b>Totals</b>		<b>15</b>	<b>10</b>	<b>3</b>	<b>0</b>	<b>18</b>	<b>20</b>	<b>221</b>	<b>11.1</b>	<b>50</b>	<b>2</b>	<b>1</b>	<b>5</b>	<b>30</b>	<b>134</b>	<b>85</b>	<b>0</b>	<b>2</b>	<b>1</b>	<b>1</b>	<b>5</b>	<b>5.0</b>	<b>5</b>	<b>0</b>	<b>11</b>	<b>161</b>	<b>14.6</b>	<b>4</b>	<b>42</b>

2023 CFL PLAYER PROFILES

PART 3 - RECEIVERS & RUNNING BACKS

**MAYALA, Hergy**

2022: Montréal

**Born:** Oct 21/95 **College:** Connecticut **Career GP:** 47 **Hgt:** 6.01 **Cdn Draft:** 2019 CGY **Pos:** WR  
**City:** Congo **All-Star:** None **Career Starts:** 36 **Wgt:** 208 **Rd 1, #8** **CFL Yrs:** 3  
**Career:** Selected by Calgary in the 2019 Canadian Draft. Signed as a free agent by MTL on Feb 8/22. **Status:** N

REGULAR SEASON		SCORING					RECEIVING										Game Hi:		FUMBLES		PLAYOFFS			RECEIVING				
Year	Tm	GP	GS	TD	C-2	Pts	No	Yds	Avg	LG	TD	30	2D	Tar	YAC	Max	100	No	Lst	Year	Tm	GP	No	Yds	Avg	LG	TD	
2019	CGY	16	6	5	0	30	38	562	14.8	68	5	3	13	47	127	116	2	0	0	2019	CGY	1	1	9	9.0	9	0	
2021	CGY	13	13	0	0	0	29	284	9.8	29	0	0	4	53	99	59	0	1	1	2021	CGY	1	2	14	7.0	10	0	
2022	MTL	18	17	2	0	12	33	409	12.4	69	2	1	14	50	85	102	1	0	0	2022	MTL	1	0	0	0	0	0	
<b>Totals</b>		<b>47</b>	<b>36</b>	<b>7</b>	<b>0</b>	<b>42</b>	<b>100</b>	<b>1255</b>	<b>12.6</b>	<b>69</b>	<b>7</b>	<b>4</b>	<b>31</b>	<b>150</b>	<b>311</b>	<b>116</b>	<b>3</b>	<b>1</b>	<b>1</b>	<b>Totals</b>		<b>3</b>	<b>3</b>	<b>23</b>	<b>7.7</b>	<b>10</b>	<b>0</b>	

**MCCRAE, Greg**

2022: Winnipeg

**Born:** Jan 21/98 **College:** Central Florida **Career GP:** 15 **Hgt:** 5.10 **Pos:** RB  
**City:** Miami, FL **All-Star:** None **Career Starts:** 7 **Wgt:** 175 **CFL Yrs:** 1  
**Career:** Signed as a free agent by WPG on May 6/22. **Status:** A

REGULAR SEASON		SCORING					RECEIVING										Game Hi:		FUMBLES		RUSHING					K/O RETURNS				
Year	Tm	GP	GS	TD	C-2	Pts	No	Yds	Avg	LG	TD	30	2D	Tar	YAC	Max	100	No	Lst	No	Yds	Avg	LG	TD	No	Yds	LG	TD	STT	
2022	WPG	15	7	1	0	6	16	164	10.3	41	1	2	5	23	47	95	0	0	0	21	164	7.8	22	0	2	8	6	0	1	

**MCINNIS, Justin**

2022: Saskatchewan

**Born:** Jul 27/96 **College:** Arkansas State **Career GP:** 33 **Hgt:** 6.05 **Cdn Draft:** 2019 SSK **Pos:** WR  
**City:** Pierrefonds, QC **All-Star:** None **Career Starts:** 18 **Wgt:** 210 **Rd 1, #6** **CFL Yrs:** 3  
**Career:** Selected by Saskatchewan in the 2019 Canadian Draft. Recorded first career 100-yard game on Aug 19/22 vs BC. Signed by BC on Feb 14/23. **Status:** N

REGULAR SEASON		SCORING					RECEIVING										Game Hi:		FUMBLES		DEFENCE		PLAYOFFS		
Year	Tm	GP	GS	TD	C-2	Pts	No	Yds	Avg	LG	TD	30	2D	Tar	YAC	Max	100	No	Lst	DT	ST	Year	Tm	GP	
2019	SSK	14	3	0	0	0	10	149	14.9	29	0	0	2	18	44	48	0	1	0	0	0	2019	SSK	1	
2021	SSK	6	2	0	0	0	5	83	16.6	45	0	1	1	7	38	54	0	0	0	0	0	0	0		
2022	SSK	13	13	2	0	12	33	364	11.0	57	2	1	11	47	142	111	1	0	0	0	0	0	0		
<b>Totals</b>		<b>33</b>	<b>18</b>	<b>2</b>	<b>0</b>	<b>12</b>	<b>48</b>	<b>596</b>	<b>12.4</b>	<b>57</b>	<b>2</b>	<b>2</b>	<b>14</b>	<b>72</b>	<b>224</b>	<b>111</b>	<b>1</b>	<b>1</b>	<b>0</b>	<b>0</b>	<b>0</b>				

**MIDDLEMOST, Tyson**

2022: Calgary

**Born:** Jan 29/98 **College:** McMaster **Career GP:** 29 **Hgt:** 6.01 **Cdn Draft:** 2020 CGY **Pos:** WR  
**City:** Dundas, ON **All-Star:** None **Career Starts:** 0 **Wgt:** 199 **Rd 4, #34** **CFL Yrs:** 2  
**Career:** Selected by Calgary in the 2020 Canadian Draft. **Status:** N

**REG SEAS** GP - CGY 2021: 13, 2022: 16. **RECEIVING** - 2022: 5 for 44 yds, LG 29. **DEFENCE** - 2021: 7 STT, 1 FF, 2022: 9 STT.  
**PLAYOFFS** GP - CGY 2021: 1, 2022: 1.

**MILLER, Mike**

2022: Winnipeg

**Born:** Mar 15/89 **College:** Acadia **Career GP:** 190 **Hgt:** 6.00 **Cdn Draft:** Not drafted **Pos:** FB  
**City:** Riverview, NB **All-Star:** Div: 2 CFL: 2 **Career Starts:** 3 **Wgt:** 221 **(Yr: 2011)** **CFL Yrs:** 11  
**Career:** Signed as a free agent by EDM on May 18/11. Released on Mar 1/17 and signed by WPG on Mar 3/17. In 2022 led Winnipeg with 16 Special Teams Tackles. Entering 2023 ranks #1 all-time with 226 Special Teams Tackles. **Status:** N

REGULAR SEASON		DEFENSIVE STATISTICS										FUMBLE RETURNS				RECEIVING			RUSHING			OT	PLAYOFFS			GREY CUP			
Year	Tm	GP	GS	DT	ST	TT	FF	BK	No	Yds	LG	TD	No	Yds	LG	No	Yds	TD	KR	Year	Tm	GP	ST	Year	Tm	GP	ST		
2011	EDM	18	0	1	19	20	0	0	0	0	0	0	0	0	0	0	0	0	0	2011	EDM	2	1	2015	EDM	1	1		
2012	EDM	18	0	1	18	19	0	0	1	-4	0	0	0	0	0	0	0	0	0	2012	EDM	1	1	2019	WPG	1	1		
2013	EDM	18	1	3	17	20	0	0	0	0	0	0	0	0	0	0	0	0	0	2014	EDM	2	6	2021	WPG	1	1		
2014	EDM	17	0	1	18	19	1	0	0	0	0	0	0	0	0	0	0	0	0	2015	EDM	1	2	2022	WPG	1	0		
2015	EDM	17	2	0	17	17	1	0	1	0	0	0	1	3	3	0	0	0	0	2016	EDM	2	4	<b>Totals</b>		<b>4</b>	<b>3</b>		
2016	EDM	16	0	0	27	27	0	0	0	0	0	0	3	20	16	0	0	0	0	2017	WPG	1	0						
2017	WPG	18	0	0	22	22	0	0	0	0	0	0	0	0	0	0	0	1	0	2018	WPG	2	2						
2018	WPG	18	0	0	22	22	0	1	0	0	0	0	2	28	16	0	0	0	0	2019	WPG	2	1						
2019	WPG	18	0	0	25	25	0	0	0	0	0	0	6	63	15	0	0	0	0	2021	WPG	1	1						
2021	WPG	14	0	0	25	25	0	0	0	0	0	0	0	0	0	0	0	0	0	2022	WPG	1	4						
2022	WPG	18	0	0	16	16	1	0	0	0	0	0	0	0	0	2	2	1	0	<b>Totals</b>		<b>15</b>	<b>22</b>						
<b>Totals</b>		<b>190</b>	<b>3</b>	<b>6</b>	<b>226</b>	<b>232</b>	<b>3</b>	<b>1</b>	<b>2</b>	<b>-4</b>	<b>0</b>	<b>0</b>	<b>12</b>	<b>114</b>	<b>16</b>	<b>2</b>	<b>2</b>	<b>1</b>	<b>1</b>										

**MILLS, Dedrick**

2022: Calgary

**Born:** Dec 27/96 **College:** Nebraska **Career GP:** 6 **Hgt:** 5.10 **Pos:** RB  
**City:** Waycross, GA **All-Star:** None **Career Starts:** 4 **Wgt:** 220 **CFL Yrs:** 1  
**Career:** Signed as a free agent by CGY on Jan 25/22. **Status:** A

REGULAR SEASON		SCORING					RUSHING					Game Hi:		RECEIVING			FUMBLES		PLAYOFFS			RUSHING						
Year	Tm	GP	GS	TD	C-2	Pts	No	Yds	Avg	LG	TD	Max	100	No	Yds	Avg	LG	TD	No	Lost	Year	Tm	GP	No	Yds	Avg	LG	TD
2022	CGY	6	4	2	0	12	67	459	6.9	42	2	125	3	13	105	8.1	20	0	1	1	2022	CGY	1	2	16	8.0	15	0



**2023 CFL PLAYER PROFILES**

**PART 3 - RECEIVERS & RUNNING BACKS**

**MITCHELL, Dillon** **2022: Edmonton**  
**Born:** May 16/97 **College:** Oregon **Career GP:** 9 **Hgt:** 6.01 **Pos:** WR  
**City:** Memphis, TN **All-Star:** None **Career Starts:** 8 **Wgt:** 190 **CFL Yrs:** 1  
**Career:** Signed as a free agent by EDM on Aug 10/22. Averaged 70.8 receiving yards per game in 2022, 9th in the CFL. **Status:** A

REGULAR SEASON		SCORING			RECEIVING										RUSHING		K/O RETS			PUNT RETS					
Year	Tm	GP	GS	TD	C-2	Pts	No	Yds	Avg	LG	TD	30	2D	Tar	YAC	Max	100	No	Yds	No	Yds	LG	No	Yds	LG
2022	EDM	9	8	4	0	24	35	637	18.2	77	4	6	8	58	206	120	2	1	13	2	36	21	12	82	33

**MOORE, Kyran** **2022: Saskatchewan**  
**Born:** Sep 19/96 **College:** Austin Peay **Career GP:** 46 **Hgt:** 5.10 **Pos:** WR  
**City:** Bessemer, AL **All-Star:** None **Career Starts:** 46 **Wgt:** 165 **CFL Yrs:** 4  
**Career:** Signed as a free agent by SSK on May 17/18. Signed as a free agent by EDM on Feb 14/23. **Status:** A

REGULAR SEASON		SCORING			RECEIVING										RUSHING		PUNT RETURNS			FGM RET		K/O RETS		FUMBLES					
Year	Tm	GP	GS	TD	C-2	Pts	No	Yds	Avg	LG	TD	30	2D	Tar	YAC	Max	100	No	Yds	No	Yds	Avg	TD	No	Yds	No	Yds	No	Lst
2018	SSK	10	10	3	0	18	32	475	14.8	42	1	3	8	50	222	126	1	4	12	29	389	13.4	2	0	3	82	2	1	
2019	SSK	18	18	6	0	36	78	996	12.8	98	6	5	18	100	432	159	3	6	23	22	213	9.7	0	0	2	59	4	1	
2021	SSK	11	11	3	0	18	64	585	9.1	33	3	2	16	85	286	79	0	3	-4	3	28	9.3	0	1	40	0	1	0	
2022	SSK	7	7	0	0	0	36	295	8.2	24	0	0	7	49	100	76	0	2	-3	5	47	9.4	0	0	0	0	0	0	
<b>Totals</b>		<b>46</b>	<b>46</b>	<b>12</b>	<b>0</b>	<b>72</b>	<b>210</b>	<b>2,351</b>	<b>11.2</b>	<b>98</b>	<b>10</b>	<b>10</b>	<b>49</b>	<b>284</b>	<b>1040</b>	<b>159</b>	<b>4</b>	<b>15</b>	<b>28</b>	<b>59</b>	<b>677</b>	<b>11.5</b>	<b>2</b>	<b>1</b>	<b>40</b>	<b>5</b>	<b>141</b>	<b>7</b>	<b>2</b>

**PLAYOFFS** GP - SSK 2018: 1 (1), 2019: 1 (1). RECEIVING - 2019: 9 for 119 yds, LG 22. PUNT RETURNS - 2018: 4 for 67 yds, LG 21

**MORROW, Jamal** **2022: Saskatchewan**  
**Born:** Jan 24/95 **College:** Washington State **Career GP:** 20 **Hgt:** 5.08 **Pos:** RB  
**City:** Menifee, CA **All-Star:** None **Career Starts:** 13 **Wgt:** 205 **CFL Yrs:** 2  
**Career:** Signed as a free agent by SSK on April 17/19. Practice roster only in 2019. **Status:** A

REGULAR SEASON		SCORING			RECEIVING										RUSHING		Game Hi:		PNT RETS		K/O RETS		FGM RETS		FUMBLES				
Year	Tm	GP	GS	TD	C-2	Pts	No	Yds	Avg	LG	TD	Tar	YAC	No	Yds	Avg	LG	TD	Max	100	No	Yds	Avg	TD	No	Yds	Fum	Lst	
2021	SSK	8	1	0	0	0	3	29	9.7	15	0	4	23	9	41	4.6	15	0	41	0	30	330	26	586	22.5	6	206	0	0
2022	SSK	12	12	4	2	28	43	366	8.5	33	1	50	312	126	666	5.3	51	3	126	2	17	143	17	358	21.1	0	2	2	
<b>Totals</b>		<b>20</b>	<b>13</b>	<b>4</b>	<b>2</b>	<b>28</b>	<b>46</b>	<b>395</b>	<b>8.6</b>	<b>33</b>	<b>1</b>	<b>54</b>	<b>335</b>	<b>135</b>	<b>707</b>	<b>5.2</b>	<b>51</b>	<b>3</b>	<b>126</b>	<b>2</b>	<b>47</b>	<b>473</b>	<b>43</b>	<b>944</b>	<b>22.0</b>	<b>6</b>	<b>206</b>	<b>2</b>	<b>2</b>

**PLAYOFFS** GP - SSK 2021: 2. Receiving - 1 for 23 yds. Punt Retrs - 3 for 87 yds, 1 TD, LG 69. Kickoff Retrs - 6 for 113 yds. FG Miss Retrs - 3 for 64 yds. Fumbles - 1 (0 Lost)

**NELSON, Charles** **2022: Edmonton**  
**Born:** Oct 28/95 **College:** Oregon **Career GP:** 19 **Hgt:** 5.08 **Pos:** WR  
**City:** Daytona Beach, FL **All-Star:** None **Career Starts:** 4 **Wgt:** 169 **CFL Yrs:** 3  
**Career:** Signed as a free agent by WPG on May 25/18. Signed as a free agent by EDM on Feb 7/22. Released by EDM on Aug 16/22. **Status:** 4

REGULAR SEASON		SCORING			RECEIVING										RUSHING		FUMBLES		PUNT RETURNS			KICKOFF RETURNS				FGM RET			
Year	Tm	GP	GS	TD	C-2	Pts	No	Yds	Avg	LG	TD	30	2D	Tar	YAC	No	Yds	No	Lst	No	Yds	Avg	LG	No	Yds	Avg	LG	No	Yds
2018	WPG	1	1	0	0	0	3	35	11.7	19	0	0	1	3	30	0	0	0	0	4	7	1.8	4	5	123	24.6	37	0	0
2019	WPG	5	1	0	0	0	1	4	4.0	4	0	0	0	1	0	0	0	2	1	19	231	12.2	81	10	202	20.2	55	0	0
2021	WPG	7	1	0	0	0	4	29	7.3	16	0	0	1	6	15	1	6	1	0	33	265	8.0	32	15	281	18.7	31	3	71
2022	EDM	6	1	0	0	0	2	18	9.0	10	0	0	0	2	15	3	15	3	1	14	85	6.1	14	27	503	18.6	28	2	50
<b>Total</b>		<b>19</b>	<b>4</b>	<b>0</b>	<b>0</b>	<b>0</b>	<b>10</b>	<b>86</b>	<b>8.6</b>	<b>19</b>	<b>0</b>	<b>0</b>	<b>2</b>	<b>12</b>	<b>60</b>	<b>3</b>	<b>21</b>	<b>6</b>	<b>2</b>	<b>70</b>	<b>588</b>	<b>8.4</b>	<b>81</b>	<b>57</b>	<b>1109</b>	<b>19.5</b>	<b>55</b>	<b>5</b>	<b>121</b>

**PLAYOFFS** GP - WPG 2018: 1. Receiving - 2019: 1 for 12 yds; Punt returns - 2019: 7 for 77 yds, LG 26; Kickoff returns - 2019: 4 for 64 yds, LG 23

**NEWMAN, Warren** **2022: Montréal**  
**Born:** Jul 13/99 **College:** Jackson State **Career GP:** 2 **Hgt:** 5.06 **Pos:** WR  
**City:** New Orleans, LA **All-Star:** None **Career Starts:** 0 **Wgt:** 175 **CFL Yrs:** 1  
**Career:** Signed as a free agent by MTL on May 5/22. Released by MTL on Sep 4/22. **Status:** A

**REG SEAS** GP - MTL 2022: 2 (0). PUNT RETURNS: 2 for 18 yds, LG 9. KICKOFF RETURNS: 2 for 20 yds, LG 17.

**NIELD, Tommy** **2022: Toronto**  
**Born:** Apr 17/99 **College:** McMaster **Career GP:** 21 **Hgt:** 6.03 **Cdn Draft:** 2021 TOR **Pos:** WR  
**City:** Guelph, ON **All-Star:** None **Career Starts:** 4 **Wgt:** 203 **Rd 4, #30** **CFL Yrs:** 2  
**Career:** Selected by Saskatchewan in the 2019 Canadian Draft. **Status:** N

REGULAR SEASON		SCORING			RECEIVING										Game Hi:		FUMBLES		DEFENCE		PLAYOFFS		GREY CUP						
Year	Tm	GP	GS	TD	C-2	Pts	No	Yds	Avg	LG	TD	30	2D	Tar	YAC	Max	100	No	Lst	DT	ST	Year	Tm	GP	Year	Tm	GP	Tar	
2021	TOR	8	1	0	0	0	0	0	0	0	0	0	0	1	0	0	0	0	0	0	0	0	2022	TOR	1	2022	TOR	1	1
2022	TOR	13	3	1	0	6	10	191	19.1	44	1	3	3	15	53	50	0	0	0	0	0								
<b>Totals</b>		<b>21</b>	<b>4</b>	<b>1</b>	<b>0</b>	<b>6</b>	<b>10</b>	<b>191</b>	<b>19.1</b>	<b>44</b>	<b>1</b>	<b>3</b>	<b>3</b>	<b>16</b>	<b>53</b>	<b>50</b>	<b>0</b>	<b>0</b>	<b>0</b>	<b>0</b>	<b>0</b>								

**NOEL, Llevi** **2022: Ott-Edm**  
**Born:** Jul 15/91 **College:** U of Tor/Windsor Jrs **Career GP:** 91 **Hgt:** 6.02 **Cdn Draft:** 2016 TOR **Pos:** WR  
**City:** Toronto, ON **All-Star:** None **Career Starts:** 6 **Wgt:** 198 **Rd 4, #31** **CFL Yrs:** 6  
**Career:** Drafted by TOR in 2016. Signed by OTT on Feb 8/22. Traded to EDM on Jul 25/22 for a swap of late round 2023 picks. Signed by HAM on Feb 15/23. **Status:** N

2023 CFL PLAYER PROFILES

PART 3 - RECEIVERS & RUNNING BACKS

**NOEL, Llevi (Cont'd)** **2022: Ottawa-Edmonton**

REGULAR SEASON		SCORING					RECEIVING					Game Hi:				RUSHING		K/O RETS		FUMBLES		DEFENCE			PLAYOFFS		DEF	
Year	Tm	GP	GS	TD	C-2	Pts	No	Yds	Avg	LG	TD	Max	100	No	Yds	No	Yds	No	Lost	DT	STT	FR	Yds	TD	Year	Tm	GP	STT
2016	TOR	18	2	1	0	6	3	51	17.0	34	1	51	0	0	0	14	283	0	0	1	19	0			2017	TOR	1	4
2017	TOR	18	0	1	0	6	1	7	7.0	7	1	7	0	0	0	1	19	0	0	0	27	0						
2018	TOR	18	1	2	0	12	47	512	10.9	50	1	105	1	1	2	3	68	1	1	5	11	1	49	1				
2019	TOR	16	3	1	0	6	28	259	9.3	26	1	71	0	0	0	0	0	0	0	21	0							
2021	TOR	4	0	0	0	0	3	40	13.3	21	0	32	0	0	0	0	0	0	0	1	0							
2022	OTT	6	0	0	0	0	0	0	0	0	0	0	0	0	0	0	0	0	0	0	0	0						
	EDM	11	0	0	0	0	1	9	9.0	9	0	9	0	0	0	0	0	0	0	0	6	0						
<b>Totals</b>		<b>91</b>	<b>6</b>	<b>5</b>	<b>0</b>	<b>30</b>	<b>83</b>	<b>878</b>	<b>10.6</b>	<b>50</b>	<b>4</b>	<b>275</b>	<b>1</b>	<b>1</b>	<b>2</b>	<b>18</b>	<b>370</b>	<b>1</b>	<b>1</b>	<b>6</b>	<b>85</b>	<b>1</b>	<b>49</b>	<b>1</b>				

**NORMAND, Christophe** **2022: Montréal**

**Born:** Oct 17/91 **College:** Laval **Career GP:** 99 **Hgt:** 6.02 **Cdn Draft:** 2015 WPG **Pos:** FB  
**City:** Bromont, QC **All-Star:** None **Career Starts:** 1 **Wgt:** 238 **Rd 4, #33** **CFL Yrs:** 7  
**Career:** Selected by WPG in the 2015 Canadian Draft. Signed by EDM on Feb 21/18. Signed by MTL on Feb 12/19. Released by MTL on Sep 1/22. **Status:** N

**REG SEAS** GP - 2022: 99 (1). RECEIVING: 20 for 103 yds, 0 TD, LG 11. RUSHING: 12 for 107 yds, LG 21, 0 TD. DEFENCE - DT: 3 STT: 34. **PLAYOFF** GP - 2022: 4 (1)

**ODOMS-DUKES, Tre** **2022: Calgary**

**Born:** Jun 18/97 **College:** South Florida **Career GP:** 4 **Hgt:** 6.03 **Pos:** WR  
**City:** Pensacola, FL **All-Star:** None **Career Starts:** 4 **Wgt:** 215 **CFL Yrs:** 1  
**Career:** Signed as a free agent by CGY on Feb 14/22. **Status:** A

**REGULAR SEASON** GP - 2022: 4 (4). RECEIVING: 11 for 112 yds, 1 TD, LG 15. FUMBLES: 1 (0 Lost). DEFENCE: 1 Special Teams Tackle.

**O'LEARY-ORANGE, Brendan** **2022: Winnipeg**

**Born:** Jun 24/96 **College:** Nevada **Career GP:** 15 **Hgt:** 6.04 **Cdn Draft:** 2020 WPG **Pos:** WR  
**City:** Toronto, ON **All-Star:** None **Career Starts:** 7 **Wgt:** 207 **Rd 4, #37** **CFL Yrs:** 2  
**Career:** Signed as a free agent by CGY on Sept 19/21. Scored a 32-yard TD in his debut vs SSK on Oct 2/21. **Status:** N

REGULAR SEASON		SCORING					RECEIVING					Game Hi:				FUMBLES		DEFENCE		PLAYOFFS		GREY CUP					
Year	Tm	GP	GS	TD	C-2	Pts	No	Yds	Avg	LG	TD	30	2D	Tar	YAC	Max	100	No	Lst	DT	ST	Year	Tm	GP	Year	Tm	GP
2021	WPG	3	0	0	0	0	0	0	0	0	0	0	0	0	0	0	0	0	0	0	0	2022	WPG	1	2022	WPG	1
2022	WPG	12	7	0	0	0	19	233	12.3	23	1	0	0	27	86	72	0	0	0	0	0						
<b>Totals</b>		<b>15</b>	<b>7</b>	<b>0</b>	<b>0</b>	<b>0</b>	<b>19</b>	<b>233</b>	<b>12.3</b>	<b>23</b>	<b>1</b>	<b>0</b>	<b>0</b>	<b>27</b>	<b>86</b>	<b>72</b>	<b>0</b>	<b>0</b>	<b>0</b>	<b>0</b>	<b>0</b>						

**PLAYOFFS** GP - 2021: 1 (0), 2022: 1 (0). STT: 2021: 1.  
**GREY CUP** GP - WPG 2021: 1 (0), 2022: 1 (0).

**OLIVEIRA, Brady** **2022: Winnipeg**

**Born:** Aug 15/97 **College:** North Dakota **Career GP:** 33 **Hgt:** 5.10 **Cdn Draft:** 2019 WPG **Pos:** RB  
**City:** Winnipeg, MB **All-Star:** None **Career Starts:** 24 **Wgt:** 215 **Rd 2, #14** **CFL Yrs:** 3  
**Career:** Selected by Winnipeg in the 2019 Canadian Draft. In 2022 ranked 3rd in the CFL in rushing with 1,001 yards. **Status:** N

REGULAR SEASON		SCORING					RUSHING					Game Hi:				RECEIVING		PLAYOFFS		RUSHING				RECEIVING				
Year	Tm	GP	GS	TD	C-2	Pts	No	Yds	Avg	LG	TD	Max	100	No	Yds	Avg	LG	TD	Year	Tm	GP	No	Yds	Avg	LG	No	Yds	LG
2019	WPG	2	0	0	0	0	0	0	0	0	0	0	0	0	0	0	0	0	2021	WPG	1	0	0	0	0	0	0	0
2021	WPG	13	6	2	0	12	94	429	4.6	18	2	126	2	9	74	8.2	21	0	2022	WPG	1	20	130	6.5	26	4	37	13
2022	WPG	18	18	5	0	30	202	1,001	5.0	31	4	110	2	23	252	11.0	35	1	<b>Totals</b>	<b>2</b>	<b>20</b>	<b>130</b>	<b>6.5</b>	<b>26</b>	<b>4</b>	<b>37</b>	<b>13</b>	
<b>Totals</b>		<b>33</b>	<b>24</b>	<b>7</b>	<b>0</b>	<b>42</b>	<b>296</b>	<b>1430</b>	<b>4.8</b>	<b>31</b>	<b>6</b>	<b>126</b>	<b>4</b>	<b>32</b>	<b>326</b>	<b>10.2</b>	<b>35</b>	<b>1</b>										

**GREY CUP** GP - WPG 2021: 1 (0), 2022: 1 (1). RUSHING - 2022: 15 for 82 yds, LG 13. RECEIVING - 2022: 1 for 4 yds.

**OSEI-KUSI, Chris** **2022: Edmonton**

**Born:** Sep 22/97 **College:** Queen's **Career GP:** 22 **Hgt:** 6.02 **Cdn Draft:** 2019 MTL **Pos:** WR  
**City:** Brampton, ON **All-Star:** None **Career Starts:** 4 **Wgt:** 200 **Rd 4, #30** **CFL Yrs:** 2  
**Career:** Selected by Montréal in the 2019 Canadian Draft. Released by MTL on Sep 13/21. Signed by EDM on Sep 21/21. Signed by HAM on Feb 17/23. **Status:** N

**REGULAR SEASON** GP - EDM 2021: 5 (0), 2022: 17 (4). RECEIVING - 2022: 6 for 79 yds, LG 27. DEFENCE - 2021: 1 STT, 2022: 6 STT.

**OUELLETTE, A.J.** **2022: Toronto**

**Born:** July 20/95 **College:** Ohio **Career GP:** 22 **Hgt:** 5.09 **Pos:** RB  
**City:** Covington, OH **All-Star:** None **Career Starts:** 12 **Wgt:** 208 **CFL Yrs:** 3  
**Career:** Signed as a free agent by TOR on Sept 19/19. Scored 2 touchdowns in TOR's 2022 Grey Cup victory over WPG. **Status:** A

REGULAR SEASON		SCORING					RECEIVING				RUSHING				FUMBLES		K/O RETS		DEF	GC	RUSHING			REC'G				
Year	Tm	GP	GS	TD	C-2	Pts	No	Yds	LG	TD	No	Yds	Avg	LG	TD	Max	100	No	Lost	No	Yds	STT	Yr	No	Yds	TD	No	Yds
2019	TOR	3	2	1	0	6	5	39	15	1	23	114	5.0	36	0	69	0	0	0	0	0	0	'22	6	24	2	1	0
2021	TOR	6	1	0	0	0	0	0	0	0	23	143	6.2	30	0	107	1	0	0	2	15	4						
2022	TOR	13	9	3	0	18	38	350	28	1	98	516	5.3	34	2	92	0	1	1	0	1							
<b>Totals</b>		<b>22</b>	<b>12</b>	<b>4</b>	<b>0</b>	<b>24</b>	<b>43</b>	<b>389</b>	<b>28</b>	<b>2</b>	<b>144</b>	<b>773</b>	<b>16</b>	<b>36</b>	<b>2</b>	<b>107</b>	<b>1</b>	<b>1</b>	<b>2</b>	<b>15</b>	<b>5</b>							

**PLAYOFFS** GP - TOR 2021: 1, 2022: 1. RUSHING - 2021: 4 for 8 yds, 2022: 6 for 38 yds. RECEIVING - 2022: 2 for 53 yds, 1 TD. K/O RETURNS - 2021: 2 for 19 yds.

**2023 CFL PLAYER PROFILES**

**PART 3 - RECEIVERS & RUNNING BACKS**

**PEARSON, Josh** **2022: BC**  
**Born:** Jun 13/97 **College:** Jacksonville State **Career GP:** 2 **Hgt:** 6.04 **Pos:** WR  
**City:** Decatur, AL **All-Star:** None **Career Starts:** 2 **Wgt:** 205 **CFL Yrs:** 1  
**Career:** Signed as a free agent by BC on Jan 7/22. **Status:** A

REGULAR SEASON		SCORING				RECEIVING										RUSHING		FUMBLES	
Year	Tm	GP	GS	TD	C-2	Pts	No	Yds	Avg	LG	TD	30	2D	Tar	YAC	No	Yds	No	Lst
2022	BC	2	2	1	0	6	2	73	36.5	66	1	1	1	7	10	0		0	0

**PETERMANN, Daniel** **2022: BC**  
**Born:** Oct 4/95 **College:** McMaster **Career GP:** 64 **Hgt:** 5.11 **Cdn Draft:** 2018 WPG **Pos:** WR  
**City:** Stoney Creek, ON **All-Star:** None **Career Starts:** 8 **Wgt:** 210 **Rd 3, #26** **CFL Yrs:** 4  
**Career:** Selected by Winnipeg in the 2018 Canadian Draft. Signed by OTT on Feb 10/21. Signed by BC on Feb. 8/22. **Status:** N

REGULAR SEASON		SCORING				RECEIVING										Game Hi:		K/O RETS		PLAYOFFS		GREY CUP			
Year	Tm	GP	GS	TD	C-2	Pts	No	Yds	Avg	LG	TD	30	2D	Tar	YAC	Max	100	No	Yds	Year	Tm	GP	Year	Tm	GP
2018	WPG	18	1	1	0	6	10	154	15.4	33	1	1	4	31	84	67	0	1	58	2018	WPG	2	2019	WPG	1
2019	WPG	18	2	1	0	6	15	118	7.9	17	1	0	4	19	41	46	0	0		2019	WPG	2	2022	BC	2
2021	OTT	10	5	2	0	12	16	148	9.3	20	2	0	4	21	56	77	0	0		2022	BC	2			
2022	BC	18	0	0	0	0	1	5	5.0	5	0	0	1	2	1	5	0	0							
<b>Totals</b>		<b>64</b>	<b>8</b>	<b>4</b>	<b>0</b>	<b>24</b>	<b>42</b>	<b>425</b>	<b>10.1</b>	<b>33</b>	<b>4</b>	<b>1</b>	<b>13</b>	<b>73</b>	<b>182</b>	<b>77</b>	<b>0</b>	<b>1</b>	<b>58</b>	<b>Totals</b>		<b>6</b>			

**PHILLIPS, Cam** **2022: Toronto**  
**Born:** Dec 16/95 **College:** Virginia Tech **Career GP:** 13 **Hgt:** 6.00 **Pos:** WR  
**City:** Charlotte, NC **All-Star:** None **Career Starts:** 13 **Wgt:** 202 **CFL Yrs:** 2  
**Career:** Signed as a free agent by HAM on Jun 1/21. Released on Jul 29/21. Signed as a free agent by TOR on Jul 30/21. **Status:** A

REGULAR SEASON		SCORING				RECEIVING										Game Hi:		PLAYOFFS		REC'G		GREY CUP		RECEIVING			
Year	Tm	GP	GS	TD	C-2	Pts	No	Yds	Avg	LG	TD	30	2D	Tar	YAC	Max	100	Year	Tm	GP	No	Year	Tm	GP	No	Yds	LG
2021	TOR	1	1	0	0	0	2	20	10.0	13	0	0	0	6	14	20	0	2022	TOR	1	0	2022	TOR	1	4	96	37
2022	TOR	12	12	3	0	18	38	515	13.6	55	3	3	16	60	205	94	0										
<b>Totals</b>		<b>13</b>	<b>13</b>	<b>3</b>	<b>0</b>	<b>18</b>	<b>40</b>	<b>535</b>	<b>13.4</b>	<b>55</b>	<b>3</b>	<b>3</b>	<b>16</b>	<b>66</b>	<b>219</b>	<b>94</b>	<b>0</b>										

**PHILPOT, Jalen** **2022: Calgary**  
**Born:** Jul 26/00 **College:** Calgary **Career GP:** 14 **Hgt:** 6.00 **Cdn Draft:** 2022 CGY **Pos:** WR  
**City:** Delta, BC **All-Star:** None **Career Starts:** 11 **Wgt:** 190 **Rd 1, #5** **CFL Yrs:** 1  
**Career:** Selected by Calgary in the 2022 Canadian Draft. **Status:** N

REGULAR SEASON		SCORING				RECEIVING										RUSHING		FUMBLES		K/O RETS		PNT RETS		FGM RET				
Year	Tm	GP	GS	TD	C-2	Pts	No	Yds	Avg	LG	TD	30	2D	Tar	YAC	Max	No	Yds	LG	No	Yds	LG	No	Yds	LG	No	Yds	
2022	CGY	14	11	3	0	18	23	317	13.8	54	3	2	10	33	111	69	10	102	32	2	2	21	573	77	1	24	2	35

**PLAYOFFS** GP - CGY 2022: 1 (1). **RECEIVING** - 1 for 5 yds. **K/O RETURNS** - 3 for 78 yds, LG 29.

**PHILPOT, Tyson** **2022: Montréal**  
**Born:** Jul 26/00 **College:** Calgary **Career GP:** 18 **Hgt:** 6.01 **Cdn Draft:** 2022 MTL **Pos:** WR  
**City:** Delta, BC **All-Star:** None **Career Starts:** 3 **Wgt:** 195 **Rd 1, #9** **CFL Yrs:** 1  
**Career:** Selected by Montréal in the 2022 Canadian Draft. **Status:** N

REGULAR SEASON		SCORING				RECEIVING										RUSHING		FUMBLES		DEF	K/O RETS		PNT RETS		FGM RET				
Year	Tm	GP	GS	TD	C-2	Pts	No	Yds	Avg	LG	TD	30	2D	Tar	YAC	Max	No	Yds	No	Lost	STT	No	Yds	LG	No	Yds	LG	No	Yds
2022	MTL	18	3	2	0	12	39	459	11.8	66	2	2	8	53	285	76	1	16	2	0	1	12	342	60	11	153	58	1	16

**PLAYOFFS** GP - MTL 2022: 2 (2). **RECEIVING** - 12 for 161 yds, 1 TD, LG 36.

**PICTON, Mitchell** **2022: Saskatchewan**  
**Born:** May 29/95 **College:** Regina **Career GP:** 23 **Hgt:** 6.02 **Cdn Draft:** 2017 SSK **Pos:** WR  
**City:** Regina, SK **All-Star:** None **Career Starts:** 16 **Wgt:** 200 **Rd 5, #37** **CFL Yrs:** 3  
**Career:** Selected by Saskatchewan in the 2017 Canadian Draft. **Status:** N

REGULAR SEASON		SCORING				RECEIVING										PLAYOFFS			
Year	Tm	GP	GS	TD	C-2	Pts	No	Yds	Avg	LG	TD	2D	Tar	YAC	Max	100	Year	Tm	GP
2019	SSK	2	1	0	0	0	0										2021	SSK	2
2021	SSK	10	9	1	1	8	25	218	8.7	23	1	5	35	68	52	0			
2022	SSK	11	6	2	1	14	18	220	12.2	47	2	9	25	61	56	0			
<b>Totals</b>		<b>23</b>	<b>16</b>	<b>3</b>	<b>2</b>	<b>22</b>	<b>43</b>	<b>438</b>	<b>10.2</b>	<b>47</b>	<b>3</b>	<b>14</b>	<b>60</b>	<b>129</b>	<b>56</b>	<b>0</b>			

**POWELL, William** **2022: Ottawa**  
**Born:** Mar 9/88 **College:** Kansas State **Career GP:** 73 **Hgt:** 5.08 **Pos:** RB  
**City:** Duncanville, TX **All-Star:** Div: 2 CFL: 0 **Career Starts:** 70 **Wgt:** 210 **CFL Yrs:** 7  
**Career:** Signed as a free agent by OTT on Sep 8/15. Signed by SSK on Feb 12/19. Signed by OTT on Feb 8/22. Ranks #45 A/T in career rushing yds. **Status:** A

**POWELL, William (Cont'd)**

2022: Ottawa

REGULAR SEASON		SCORING					RUSHING					RECEIVING					FUMBLES		KICKOFF RETURNS										
Year	Tm	GP	GS	TD	C-2	Pts	No	Yds	Avg	LG	TD	Max	100	No	Yds	Avg	LG	TD	30	2D	Tar	YAC	No	Lost	No	Yds	Avg	LG	TD
2015	OTT	7	4	3	0	18	76	447	5.9	33	2	119	2	19	158	8.3	20	1	1	1	24	124	1	1	13	266	20.5	36	0
2016	OTT	0	0																										
2017	OTT	12	12	6	4	44	173	1,026	5.9	52	5	187	4	32	242	7.6	18	1	0	5	45	195	3	2	3	52	17.3	24	0
2018	OTT	16	16	8	5	58	251	1,362	5.4	69	6	148	6	39	319	8.2	50	2	1	5	51	250	1	1	0				
2019	SSK	18	18	14	1	86	215	1,093	5.1	42	12	146	3	37	296	8.0	34	2	1	5	49	160	2	2	0				
2021	SSK	13	13	3	0	18	168	733	4.4	33	3	122	1	38	299	7.9	30	0	1	8	49	228	0	0	0				
2022	OTT	7	7	1	0	6	71	306	4.3	20	1	79	0	9	55	6.1	13	0	0	2	14	41	1	1					
<b>Totals</b>		<b>73</b>	<b>70</b>	<b>35</b>	<b>10</b>	<b>230</b>	<b>954</b>	<b>4,967</b>	<b>5.2</b>	<b>69</b>	<b>29</b>	<b>187</b>	<b>16</b>	<b>174</b>	<b>1369</b>	<b>7.9</b>	<b>50</b>	<b>6</b>	<b>4</b>	<b>26</b>	<b>232</b>	<b>998</b>	<b>8</b>	<b>7</b>	<b>16</b>	<b>318</b>	<b>19.9</b>	<b>36</b>	<b>0</b>

PLAYOFFS		SCORING					RECEIVING					RUSHING					GREY CUP		RECEIVING									
Year	Tm	GP	GS	TD	C-2	Pts	No	Yds	Avg	LG	TD	No	Yds	Avg	LG	TD	Max	Year	Tm	GP	No	Yds	LG	TD	No	Yds	LG	TD
2015	OTT	1	1	1	0	6	1	15	15.0	15	0	13	60	4.6	12	1	60	2015	OTT	1	10	66	12	0	7	57	24	0
2017	OTT	1	1	0	0	0	5	27	5.4	8	0	8	50	6.3	15	0	50	2018	OTT	1	16	94	15	0	2	8	4	0
2018	OTT	1	1	0	1	2	1	5	5.0	5	0	21	86	4.1	13	0	86	<b>Totals</b>	<b>2</b>	<b>26</b>	<b>160</b>	<b>15</b>	<b>0</b>	<b>9</b>	<b>65</b>	<b>24</b>	<b>0</b>	
2019	SSK	1	1	0	0	0	3	52	17.3	31	0	8	48	6.0	15	0	48											
2021	SSK	2	2	1	0	6	10	102	10.2	22	0	29	105	3.6	9	1	73											
<b>Totals</b>		<b>6</b>	<b>6</b>	<b>2</b>	<b>1</b>	<b>14</b>	<b>20</b>	<b>201</b>	<b>10.1</b>	<b>31</b>	<b>0</b>	<b>79</b>	<b>349</b>	<b>4.4</b>	<b>15</b>	<b>2</b>	<b>86</b>											

**POWER, Charlie**

2022: Calgary

**Born:** Jun 1/91 **College:** Saskatchewan **Career GP:** 100 **Hgt:** 6.03 **Cdn Draft:** 2013 CGY **Pos:** FB  
**City:** Chamblee, GA **All-Star:** None **Career Starts:** 15 **Wgt:** 250 **Rd 4, #28** **CFL Yrs:** 8  
**Career:** Selected by Calgary in the 2013 Canadian Draft. **Status:** N

REG SEASON		SCORING					RECEIVING					RUSHING		DEFENSIVE STATISTICS				PLAYOFFS				GREY CUP									
Year	Tm	GP	GS	TD	C-2	Pts	No	Yds	Avg	LG	TD	Tar	YAC	No	Yds	DT	ST	TT	FF	Year	Tm	GP	ST	Year	Tm	GP	ST				
2014	CGY	2	0	0	0	0	0							0	0	0	0	0	0	2015	CGY	2	1	2016	CGY	1	1	2017	CGY	1	1
2015	CGY	13	0	0	0	0	1	6	6.0	6	0	1	3	0	0	10	10	1		2016	CGY	1	2	2017	CGY	1	1	2018	CGY	1	3
2016	CGY	18	0	0	0	0	2	4	2.0	2	0	2	0	0	1	17	18	1		2017	CGY	1	1	2018	CGY	1	0	<b>Totals</b>	<b>3</b>	<b>5</b>	
2017	CGY	18	3	0	0	0	0							0	0	17	17	0		2018	CGY	1	0	2019	CGY	1	1	2022	CGY	1	0
2018	CGY	16	2	0	0	0	0							0	0	12	12	0		2019	CGY	1	1								
2019	CGY	18	10	0	0	0	4	27	6.8	11	0	7	26	0	1	14	15	1		2022	CGY	1	0								
2021	CGY	0	0	0	0	0	0																								
2022	CGY	15	0	0	0	0	0							1	3	0	11	11	0												
<b>Totals</b>		<b>100</b>	<b>15</b>	<b>0</b>	<b>0</b>	<b>0</b>	<b>7</b>	<b>37</b>	<b>5.3</b>	<b>11</b>	<b>0</b>	<b>12</b>	<b>29</b>	<b>1</b>	<b>3</b>	<b>2</b>	<b>81</b>	<b>83</b>	<b>3</b>	<b>Totals</b>	<b>7</b>	<b>5</b>									

**PRALL, Jakob**

2022: Saskatchewan

**Born:** Aug 31/97 **College:** Brown **Career GP:** 6 **Hgt:** 6.00 **Pos:** WR  
**City:** Tipp City, OH **All-Star:** None **Career Starts:** 6 **Wgt:** 190 **CFL Yrs:** 1  
**Career:** Signed as a free agent by SSK on Apr 14/22. Released on Aug 16/22. **Status:** A

REGULAR SEASON GP - SSK 2022: 6 (6). RECEIVING: 9 for 99 yds, LG 33, 9 Tgts.

**RHYMES, Dominique**

2022: BC

**Born:** Jun 20/93 **College:** Murray State **Career GP:** 62 **Hgt:** 6.04 **Pos:** WR  
**City:** Miami, FL **All-Star:** Div: 1 CFL: 1 **Career Starts:** 55 **Wgt:** 215 **CFL Yrs:** 5  
**Career:** Signed by OTT on May 28/17. Signed by BC on Feb 21/20. Selected 2022 CFL & West Div. All-Star. In 2022 ranked 2nd in receiving yds & TDs. **Status:** A

REGULAR SEASON		SCORING					RECEIVING					Game Hi:		K/O RETS		PLAYOFFS				RECEIVING						
Year	Tm	GP	GS	TD	C-2	Pts	No	Yds	Avg	LG	TD	30	2D	Tar	YAC	Max	100	No	Yds	Year	Tm	GP	No	Yds	Avg	TD
2017	OTT	11	6	0	0	0	15	219	14.6	36	0	2	4	31	81	85	0	0		2017	OTT	1	2	35	17.5	0
2018	OTT	8	6	1	0	6	22	303	13.8	59	1	2	12	35	104	101	1	0		2018	OTT	1	2	24	12.0	0
2019	OTT	17	17	5	0	30	65	1,056	16.2	75	5	10	23	114	213	168	4	0		2022	BC	2	6	114	19.0	0
2021	BC	8	8	1	0	6	28	411	14.7	48	1	4	7	45	98	111	2	0		<b>Totals</b>	<b>4</b>	<b>10</b>	<b>173</b>	<b>17.3</b>	<b>0</b>	
2022	BC	18	18	11	0	66	85	1,401	16.5	46	11	11	35	122	252	143	5	1	0							
<b>Totals</b>		<b>62</b>	<b>55</b>	<b>18</b>	<b>0</b>	<b>108</b>	<b>215</b>	<b>3,390</b>	<b>15.8</b>	<b>75</b>	<b>18</b>	<b>29</b>	<b>81</b>	<b>347</b>	<b>748</b>	<b>168</b>	<b>12</b>	<b>1</b>	<b>0</b>							

**ROGERS, Eric**

2022: Toronto

**Born:** Feb 12/91 **College:** California Lutheran **Career GP:** 52 **Hgt:** 6.03 **Pos:** WR  
**City:** Glendora, CA **All-Star:** Div: 2 CFL: 1 **Career Starts:** 51 **Wgt:** 215 **CFL Yrs:** 6  
**Career:** Signed as a free agent by OTT on Feb 13/14 and released Apr 16/14. Signed as a free agent by CGY on Jul 7/14. Signed by San Francisco (NFL) on Jan 20/16. Re-signed with CGY on Jun 7/18. Traded to TOR with Cordarro Law and Robertson Daniel in exchange for a 6th round pick in 2021 and a 4th round pick in the Global Draft. Signed by TOR on Feb 1/21 **Status:** A

REGULAR SEASON		SCORING					RECEIVING					Game Hi:		FUMBLES					
Year	Tm	GP	GS	TD	C-2	Pts	No	Yds	Avg	LG	TD	30	2D	Tar	YAC	Max	100	No	Lst
2014	CGY	2	2	2	0	12	9	149	16.6	25	2	0	4	13	37	77	0	0	
2015	CGY	17	17	10	2	64	87	1,448	16.6	49	10	13	28	132	399	152	5	1	1
2018	CGY	9	8	5	1	32	36	499	13.9	59	5	3	21	64	80	131	2	0	
2019	CGY	17	17	10	4	68	85	1,080	12.7	55	10	3	29	126	267	129	3	1	1
2021	TOR	6	6	3	1	20	25	346	13.8	59	3	1	11	40	72	97	0	0	
2022	TOR	1	1	0	0	0	3	30	10.0	16	0	0	0	4	5	30	0	0	
<b>Totals</b>		<b>52</b>	<b>51</b>	<b>30</b>	<b>8</b>	<b>196</b>	<b>245</b>	<b>3,552</b>	<b>14.5</b>	<b>59</b>	<b>30</b>	<b>20</b>	<b>93</b>	<b>379</b>	<b>860</b>	<b>152</b>	<b>10</b>	<b>2</b>	<b>2</b>

2023 CFL PLAYER PROFILES

PART 3 - RECEIVERS & RUNNING BACKS

ROGERS, Eric (Cont'd)

2022: Toronto

PLAYOFFS		SCORING					RECEIVING										FUMBLES		GREY CUP			RECEIVING					
Year	Tm	GP	GS	TD	C-2	Pts	No	Yds	Avg	LG	TD	30	2D	Tar	YAC	Max	100	No	Lst	Year	Tm	GP	No	Yds	Avg	LG	TD
2014	CGY	1	1	2	0	12	3	60	20.0	30	2	1	1	5	60	0	0	0	0	2014	CGY	1	5	108	21.6	43	0
2015	CGY	2	2	3	0	18	7	188	26.9	66	3	3	4	8	117	1	0	0									
2018	CGY	1	1	3	0	18	6	61	10.2	16	3	0	5	5	61	0	0	0	0								
2021	TOR	1	1	0	0	0	6	62	10.3	13	0	0	4	7	62	0	0	0	0								
<b>Totals</b>		<b>5</b>	<b>5</b>	<b>8</b>	<b>0</b>	<b>48</b>	<b>22</b>	<b>371</b>	<b>16.9</b>	<b>66</b>	<b>8</b>	<b>4</b>	<b>14</b>	<b>6</b>	<b>117</b>	<b>1</b>	<b>0</b>	<b>0</b>	<b>0</b>	<b>Totals</b>	<b>1</b>	<b>5</b>	<b>108</b>	<b>21.6</b>	<b>43</b>	<b>0</b>	

ROSS, Shai

2022: Edm-BC

**Born:** Sept 17/93 **College:** Manitoba **Career GP:** 29 **Hgt:** 6.00 **Cdn Draft:** 2019 EDM **Pos:** WR  
**City:** Winnipeg, MB **All-Star:** None **Career Starts:** 13 **Wgt:** 180 **Rd 5, #40** **CFL Yrs:** 3  
**Career:** Selected by Edmonton in the 2019 Canadian Draft. Released by EDM on Jun 21/22. Signed by BC on Jun 23/22. **Status:** N

REGULAR SEASON		SCORING					RECEIVING										FUMBLES		KICKOFF RETURNS					PUNT RET		FGM RET		
Year	Tm	GP	GS	TD	C-2	Pts	No	Yds	Avg	LG	TD	30	2D	Tar	YAC	Max	100	No	Lst	No	Yds	Avg	LG	TD	No	Yds	No	Yds
2019	EDM	5	0	0	0	0	0	0	0	0	0	0	0	0	0	0	0	0	0	2	48	24.0	28	0	1	20	0	0
2021	EDM	14	12	4	0	24	27	369	13.7	77	4	2	13	42	172	85	0	0	0	2	49	24.5	28	0	0	0	0	0
2022	EDM	2	1	0	0	0	0	0	0	0	0	0	0	2	0	0	0	0	0	4	76	19.0	27	0	0	0	0	0
	BC	8	0	0	0	0	0	0	0	0	0	0	0	1	0	0	0	1	0	15	293	19.5	27	0	31	284	1	20
<b>Totals</b>		<b>29</b>	<b>13</b>	<b>4</b>	<b>0</b>	<b>24</b>	<b>27</b>	<b>369</b>	<b>13.7</b>	<b>77</b>	<b>4</b>	<b>2</b>	<b>13</b>	<b>45</b>	<b>172</b>	<b>85</b>	<b>0</b>	<b>1</b>	<b>0</b>	<b>23</b>	<b>466</b>	<b>20.3</b>	<b>28</b>	<b>0</b>	<b>32</b>	<b>304</b>	<b>1</b>	<b>20</b>

SAULSBERRY, Christian

2022: Edmonton

**Born:** Dec 12/97 **College:** West Alabama **Career GP:** 8 **Hgt:** 5.08 **Pos:** RB  
**City:** South Haven, MS **All-Star:** None **Career Starts:** 0 **Wgt:** 188 **CFL Yrs:** 1  
**Career:** Signed by EDM on May 11/22. In 2022 generated 6 'Big Plays' via kick returns. **Editor's Note:** Christian Saulsberry sadly passed away on Dec. 17/22. The editors have included Christian's bio and final career statistics out of respect and to honour his achievements and contributions. **Status:** A

REGULAR SEASON		SCORING					RECEIVING		RUSHING		FUMBLES		KICKOFF RETURNS				PUNT RETURNS			FGM RETURNS							
Year	Tm	GP	GS	TD	C-2	Pts	No	Yds	No	Yds	No	Lost	No	Yds	Avg	LG	40	No	Yds	Avg	LG	30	No	Yds	Avg	LG	30
2022	EDM	8	0	0	0	0	1	17	1	7	4	1	34	635	18.7	40	2	19	235	12.4	38	3	3	78	26.0	51	1

SCARFONE, Jacob

2022: BC

**Born:** Apr 10/94 **College:** Guelph **Career GP:** 42 **Hgt:** 6.01 **Cdn Draft:** 2017 HAM **Pos:** WR  
**City:** London, ON **All-Star:** None **Career Starts:** 9 **Wgt:** 204 **Rd 6, #47** **CFL Yrs:** 4  
**Career:** Selected by HAM in the 2017 Canadian Draft. Released by HAM on Jun 10/18. Signed by OTT on Sep 18/18. Signed by BC on Jan 27/21. **Status:** N

REGULAR SEASON		SCORING					RECEIVING										FUMBLES		DEFENCE		PLAYOFFS					
Year	Tm	GP	GS	TD	C-2	Pts	No	Yds	Avg	LG	TD	30	2D	Tar	YAC	Max	100	No	Lost	DT	STT	Year	Tm	GP	GS	
2018	OTT	4	0	0	0	0	0	0	0	0	0	0	0	0	0	0	0	0	0	0	0	2022	BC	2	0	0
2019	OTT	7	2	0	0	0	3	17	5.7	9	0	0	0	4	7	17	0	0	0	0	0					
2021	BC	14	1	1	0	6	6	85	14.2	32	1	1	4	16	54	32	0	0	0	2	0					
2022	BC	17	6	1	0	6	10	131	13.1	25	1	0	5	14	35	44	0	0	0	0	0					
<b>Totals</b>		<b>42</b>	<b>9</b>	<b>2</b>	<b>0</b>	<b>12</b>	<b>19</b>	<b>233</b>	<b>12.3</b>	<b>32</b>	<b>2</b>	<b>1</b>	<b>9</b>	<b>34</b>	<b>96</b>	<b>44</b>	<b>0</b>	<b>0</b>	<b>0</b>	<b>2</b>	<b>0</b>					

SCHAFFER-BAKER, Kian

2022: Saskatchewan

**Born:** April 28/98 **College:** Guelph **Career GP:** 30 **Hgt:** 6.04 **Cdn Draft:** 2020 SSK **Pos:** WR  
**City:** Mississauga, ON **All-Star:** None **Career Starts:** 27 **Wgt:** 205 **Rd 4, #30** **CFL Yrs:** 2  
**Career:** Selected by SSK in the 2020 Canadian Draft. Led Saskatchewan in yards and receptions in 2022. **Status:** N

REGULAR SEASON		SCORING					RECEIVING										RUSHING		FUMBLES		PLAYOFFS			RECEIVING			
Year	Tm	GP	GS	TD	C-2	Pts	No	Yds	Avg	LG	TD	30	2D	Tar	YAC	Max	100	No	Yds	Fum	Lst	Year	Tm	GP	No	Yds	TD
2021	SSK	12	9	2	0	12	47	563	12.0	71	2	1	16	63	231	107	1	1	-8	0	0	2021	SSK	2	6	43	1
2022	SSK	18	18	5	1	32	68	960	14.1	85	5	6	20	98	412	170	2	13	74	0	0						
<b>Totals</b>		<b>30</b>	<b>27</b>	<b>7</b>	<b>1</b>	<b>44</b>	<b>115</b>	<b>1523</b>	<b>13.2</b>	<b>85</b>	<b>7</b>	<b>7</b>	<b>36</b>	<b>161</b>	<b>643</b>	<b>170</b>	<b>3</b>	<b>14</b>	<b>66</b>	<b>0</b>	<b>0</b>						

SCHOEN, Dalton

2022: Winnipeg

**Born:** Oct 13/96 **College:** Kansas State **Career GP:** 18 **Hgt:** 6.01 **Pos:** WR  
**City:** Overland Parks, KS **All-Star:** Div: 1 CFL: 1 **Career Starts:** 18 **Wgt:** 218 **CFL Yrs:** 1  
**Career:** Signed by WPG on Apr 7/22. Selected 2022 CFL & West Div. All-Star. Voted 2022 CFL Most Outstanding Rookie after leading the CFL in receiving yds and TDs. **Status:** A

REGULAR SEASON		SCORING					RECEIVING										RUSHING		FUMBLES		
Year	Tm	GP	GS	TD	C-2	Pts	No	Yds	Avg	LG	TD	30	2D	Tar	YAC	Max	100	No	Yds	No	Lost
2022	WPG	18	18	16	0	96	70	1,441	20.6	81	16	12	41	107	368	162	5	1	3	1	1
PLAYOFFS		SCORING					RECEIVING										RUSHING		FUMBLES		
Year	Tm	GP	GS	TD	C-2	Pts	No	Yds	Avg	LG	TD	30	2D	Tar	YAC	Max	100	No	Yds	No	Lost
2022	WPG	1	1	1	0	6	3	36	12.0	19	1	0	1	3	19	36	0	0	0	0	0

GREY CUP GP - WPG 2022: 1 (1). RECEIVING: 3 for 78 yds, 7 Targets, LG 39.



**2023 CFL PLAYER PROFILES**

**PART 3 - RECEIVERS & RUNNING BACKS**

**SIMONISE, Rashaun**

**2022: Edmonton**

**Born:** May 31/95 **College:** Calgary **Career GP:** 57 **Hgt:** 6.04 **Cdn Draft:** 2018 WPG **Pos:** WR  
**City:** Vancouver, BC **All-Star:** None **Career Starts:** 4 **Wgt:** 200 **Rd 2, #12** **CFL Yrs:** 4  
**Career:** Selected by WPG in the 2018 Canadian Draft. Signed as a free agent by BC on June 9/19. Released by BC on Feb 11/20. Signed as a free agent by MTL on June 30/21. Released on May 9/22. Signed by EDM on May 18/22. Released by EDM on Sep 1/22. **Status:** N

REGULAR SEASON					SCORING		RECEIVING										FUMBLES		RUSHING			K/O RETS		DEFENCE					
Year	Tm	GP	GS	TD	C-2	Pts	No	Yds	Avg	LG	TD	30	2D	Tar	YAC	Max	100	No	Lst	No	Yds	LG	TD	No	Yds	DT	ST	BK	FR
2018	WPG	18	0	0	0	0	4	122	30.5	53	0	2	3	5	28	64	0	1	0	1	1	1	0	1	0	0	1	1	0
2019	BC	18	4	0	0	0	5	53	10.6	18	0	0	3	10	12	27	0	1	0	0	0	1	1	0	1	12	1	0	0
2021	MTL	11	0	0	0	0	1	7	7.0	7	0	0	0	2	1	7	0	0	0	0	0	0	0	0	0	0	2	0	1
2022	EDM	10	0	0	0	0	0											0	0	0	0	0	0	0	0	0	3	0	0
<b>Total</b>		<b>57</b>	<b>4</b>	<b>0</b>	<b>0</b>	<b>0</b>	<b>10</b>	<b>182</b>	<b>18.2</b>	<b>53</b>	<b>0</b>	<b>2</b>	<b>6</b>	<b>17</b>	<b>41</b>	<b>64</b>	<b>0</b>	<b>2</b>	<b>0</b>	<b>1</b>	<b>1</b>	<b>1</b>	<b>0</b>	<b>2</b>	<b>12</b>	<b>1</b>	<b>6</b>	<b>1</b>	<b>1</b>

**PLAYOFFS** GP - WPG 2018: 2, MTL 2021: 1. Receiving - 2018: 1 for 27 yds, LG 27, TD 0. ST Tackles - 2021: 1.

**SINDANI, Richard**

**2022: Calgary**

**Born:** Jun 23/95 **College:** Calgary **Career GP:** 60 **Hgt:** 6.02 **Cdn Draft:** 2017 CGY **Pos:** WR  
**City:** Regina, SK **All-Star:** None **Career Starts:** 9 **Wgt:** 220 **Rd 8, #70** **CFL Yrs:** 4  
**Career:** Selected by Calgary in the 2017 Canadian Draft. Recorded 1st career 100-yard game on Jun 9/22 vs MTL. **Status:** N

REGULAR SEASON					SCORING		RECEIVING										KICKOFF RETURNS			DEFENCE		FUMBLES					
Year	Tm	GP	GS	TD	C-2	Pts	No	Yds	Avg	LG	TD	30	2D	Tar	YAC	Max	100	No	Yds	Avg	LG	TD	ST	FF	No	Lst	
2018	CGY	18	0	0	0	0	8	107	13.4	30	0	1	0	14	33	43	0	1	0	0.0	0	0	3	1	0	0	1
2019	CGY	15	1	0	2	4	32	362	11.3	51	0	1	6	41	123	53	0	0	0	0	0	0	0	0	1	1	
2021	CGY	14	1	2	0	12	26	262	10.1	35	2	1	6	38	67	60	0	0	0	0	0	0	0	0	0	0	0
2022	CGY	13	7	1	0	6	26	255	9.8	22	1	0	9	37	88	101	1	1	0	0.0	0	0	1	0	0	0	0
<b>Total</b>		<b>60</b>	<b>9</b>	<b>3</b>	<b>2</b>	<b>22</b>	<b>92</b>	<b>986</b>	<b>10.7</b>	<b>51</b>	<b>3</b>	<b>3</b>	<b>21</b>	<b>130</b>	<b>311</b>	<b>101</b>	<b>1</b>	<b>2</b>	<b>0</b>	<b>0.0</b>	<b>0</b>	<b>0</b>	<b>4</b>	<b>1</b>	<b>1</b>	<b>1</b>	

PLAYOFFS					SCORING		RECEIVING										DEF		GREY CUP						
Year	Tm	GP	GS	TD	C-2	Pts	No	Yds	Avg	LG	TD	30	2D	Tar	YAC	Max	100	ST	FF	No	Lst	Year	Tm	GP	
2018	CGY	1	0	0	0	0	3	44	14.7	21	0	1	0	5	5	44	0	0	0	0	0	0	0	1	1
2019	CGY	1	0	0	0	0	0							2		0	0	0	0	0	0	0	0	0	0
2021	CGY	1	0	0	0	0	0											0	0	0	0	0	0	0	0
2022	CGY	1	0	0	0	0	0											0	0	0	0	0	0	0	0
<b>Total</b>		<b>4</b>	<b>0</b>	<b>0</b>	<b>0</b>	<b>0</b>	<b>3</b>	<b>44</b>	<b>14.7</b>	<b>21</b>	<b>0</b>	<b>1</b>	<b>0</b>	<b>7</b>	<b>5</b>	<b>44</b>	<b>1</b>						<b>1</b>	<b>1</b>	

**SMITH, Kiondre**

**2022: Hamilton**

**Born:** Jan 3/00 **College:** Guelph **Career GP:** 18 **Hgt:** 6.02 **Cdn Draft:** 2022 HAM **Pos:** WR  
**City:** Markham, ON **All-Star:** None **Career Starts:** 8 **Wgt:** 190 **Rd 4, #37** **CFL Yrs:** 1  
**Career:** Selected by HAM in the 2022 Canadian Draft. **Status:** N

REGULAR SEASON					SCORING		RECEIVING										PUNT RETS		FUMBLES		DEFENCE		
Year	Tm	GP	GS	TD	C-2	Pts	No	Yds	Avg	LG	TD	30	2D	Tar	YAC	Max	100	No	Yds	No	Lost	DT	STT
2022	HAM	18	8	1	1	8	17	247	14.5	54	1	1	8	22	93	54	0	1	6	1	1	1	6

**PLAYOFFS** GP - HAM 2022: 1 (0).

**SMITH, Tevaun**

**2022: Ottawa**

**Born:** Jan 30/93 **College:** Iowa **Career GP:** 38 **Hgt:** 6.02 **Cdn Draft:** 2016 EDM **Pos:** WR  
**City:** Toronto, ON **All-Star:** None **Career Starts:** 27 **Wgt:** 197 **Rd 1, #8** **CFL Yrs:** 3  
**Career:** Selected by EDM in the 2016 Canadian Draft. Released on May 17/22. Signed by OTT on May 21/22. **Status:** N

REGULAR SEASON					SCORING		RECEIVING										K/O RETS		DEFENCE		
Year	Tm	GP	GS	TD	C-2	Pts	No	Yds	Avg	LG	TD	30	2D	Tar	YAC	Max	100	No	Yds	DT	ST
2019	EDM	17	15	6	0	36	55	632	11.5	75	6	4	12	80	176	114	1	3	56	0	0
2021	EDM	13	9	0	0	0	27	324	12.0	34	0	1	8	45	85	58	0	0	0	1	1
2022	OTT	8	3	2	0	12	14	142	10.1	35	2	1	3	19	35	77	0	0	0	0	0
<b>Totals</b>		<b>38</b>	<b>27</b>	<b>8</b>	<b>0</b>	<b>48</b>	<b>96</b>	<b>1098</b>	<b>11.4</b>	<b>75</b>	<b>8</b>	<b>6</b>	<b>23</b>	<b>144</b>	<b>296</b>	<b>114</b>	<b>1</b>	<b>3</b>	<b>56</b>	<b>1</b>	<b>1</b>

PLAYOFFS					SCORING		RECEIVING										
Year	Tm	GP	GS	TD	C-2	Pts	No	Yds	Avg	LG	TD	30	2D	Tar	YAC	Max	100
2019	EDM	2	2	0	0	0	7	58	8.3	12	0	0	2	8	26	40	0

**SPIEKER, Cole**

**2022: Montréal**

**Born:** Sep 29/96 **College:** Wisconsin-La Crosse **Career GP:** 2 **Hgt:** 6.02 **Pos:** WR  
**City:** Brainerd, MN **All-Star:** None **Career Starts:** 1 **Wgt:** 215 **CFL Yrs:** 1  
**Career:** Signed as a free agent by MTL on May 3/22. Recorded 100-yard game in 1st career start on Oct 29/22 at TOR. **Status:** A

REGULAR SEASON					SCORING		RECEIVING										DEFENCE		PLAYOFFS			RECEIVING					
Year	Tm	GP	GS	TD	C-2	Pts	No	Yds	Avg	LG	TD	30	2D	Tar	YAC	Max	100	DT	ST	Year	Tm	GP	No	Yds	LG	TD	Tar
2022	MTL	2	1	1	0	6	6	105	17.5	75	1	1	3	7	23	105	1	1	0	2022	MTL	1	4	66	25	0	5

**2023 CFL PLAYER PROFILES**

**PART 3 - RECEIVERS & RUNNING BACKS**

**STANBACK, William**

**2022: Montréal**

**Born:** Jul 6/94 **College:** Virginia Union **Career GP:** 47 **Hgt:** 6.00 **Pos:** RB  
**City:** Hempstead, VA **All-Star:** CFL: 2 Div: 2 **Career Starts:** 38 **Wgt:** 233 **CFL Yrs:** 4  
**Career:** Signed by MTL in May 2018. In 2021 was selected East Division Most Outstanding Player after leading CFL in rushing yards. **Status:** A

REGULAR SEASON					SCORING					RUSHING					FUMBLES		RECEIVING									
Year	Tm	GP	GS	TD	C-2	Pts	No	Yds	Avg	LG	TD	Max	100	No	Lost	No	Yds	Avg	LG	TD	2D	Tar	Max	100	YAC	
2018	MTL	16	8	2	0	12	81	539	6.7	72	0	118	1	1	0	25	313	12.5	59	2	4	31	103	1	308	
2019	MTL	14	13	5	0	30	170	1,048	6.2	49	5	203	3	5	2	33	329	10.0	46	0	8	44	55	0	295	
2021	MTL	12	12	3	0	18	193	1,176	6.1	65	3	203	6	3	0	16	114	7.1	24	0	3	25	25	0	90	
2022	MTL	5	5	2	0	12	34	153	4.5	19	1	65	0	0	0	6	61	10.2	22	1	0	6	41	0	60	
<b>Totals</b>		<b>47</b>	<b>38</b>	<b>12</b>	<b>0</b>	<b>72</b>	<b>478</b>	<b>2,916</b>	<b>6.1</b>	<b>72</b>	<b>9</b>	<b>203</b>	<b>10</b>	<b>9</b>	<b>2</b>	<b>80</b>	<b>817</b>	<b>10.2</b>	<b>59</b>	<b>3</b>	<b>15</b>	<b>106</b>	<b>103</b>	<b>1</b>	<b>753</b>	

PLAYOFFS					SCORING					RUSHING					FUMBLES		RECEIVING									
Year	Tm	GP	GS	TD	C-2	Pts	No	Yds	Avg	LG	TD	Max	100	No	Lost	No	Yds	Avg	LG	TD	2D	Tar	Max	100		
2019	MTL	1	1	2	0	12	9	38	4.2	9	2	38	0	0	0	0	0	0	0	0	0	1	0	0	0	
2021	MTL	1	1	0	0	0	12	29	2.4	8	5	29	0	0	0	2	23	11.5	14	0	0	4	0	0		
2022	MTL	2	2	1	0	6	22	150	6.8	52	1	84	0	0	0	5	19	3.8	7	0	1	5	14	0		
<b>Totals</b>		<b>4</b>	<b>4</b>	<b>3</b>	<b>0</b>	<b>18</b>	<b>43</b>	<b>217</b>	<b>5.0</b>	<b>52</b>	<b>8</b>	<b>84</b>	<b>0</b>	<b>0</b>	<b>0</b>	<b>7</b>	<b>42</b>	<b>6.0</b>	<b>14</b>	<b>0</b>	<b>1</b>	<b>10</b>	<b>14</b>	<b>0</b>		

**TERNOWSKI, Tyler**

**2022: Hamilton**

**Born:** Feb 25/98 **College:** Waterloo **Career GP:** 24 **Hgt:** 6.00 **Cdn Draft:** 2020 HAM **Pos:** WR  
**City:** Hamilton, ON **All-Star:** None **Career Starts:** 6 **Wgt:** 185 **Rd 3, #27** **CFL Yrs:** 2  
**Career:** Selected by Hamilton in the 2020 CFL Draft. **Status:** N

REGULAR SEASON					SCORING					RECEIVING										DEFENCE		PLAYOFFS		REC'G		DEF		GREY CUP	
Year	Tm	GP	GS	TD	C-2	Pts	No	Yds	Avg	LG	TD	30	2D	Tar	YAC	Max	100	DT	ST	Year	GP	No	Yds	STT	Year	GP			
2021	HAM	14	0	0	0	0	2	56	28.0	48	0	1	0	3	25	48	0	0	4	2021	2	0		1	2021	1			
2022	HAM	10	6	0	1	2	14	183	13.1	35	0	1	4	17	43	47	0	1	2	2022	1	1	6	1					
<b>Totals</b>		<b>24</b>	<b>6</b>	<b>0</b>	<b>1</b>	<b>2</b>	<b>16</b>	<b>239</b>	<b>14.9</b>	<b>48</b>	<b>0</b>	<b>2</b>	<b>4</b>	<b>20</b>	<b>68</b>	<b>48</b>	<b>0</b>	<b>1</b>	<b>4</b>	<b>Totals</b>	<b>3</b>	<b>1</b>	<b>6</b>	<b>2</b>					

**THOMAS-ERLINGTON, Sean**

**2022: Hamilton**

**Born:** Jul 28/92 **College:** Montréal **Career GP:** 62 **Hgt:** 5.09 **Cdn Draft:** 2017 HAM **Pos:** RB  
**City:** Montréal, QC **All-Star:** None **Career Starts:** 15 **Wgt:** 217 **Rd 8, #66** **CFL Yrs:** 5  
**Career:** Selected by Hamilton in the 2017 Canadian Draft. **Status:** N

REGULAR SEASON					SCORING					RECEIVING										RUSHING					DEFENCE				K/O RETS		FMBLS	
Year	Tm	GP	GS	TD	C-2	Pts	No	Yds	Avg	LG	TD	2D	Tar	No	Yds	Avg	LG	TD	Max	ST	FF	FR	Yds	TD	No	Yds	No	Lst				
2017	HAM	10	0	0	0	0	0							1	1	1.0	1	0	1	1	0	0			0	0	0	0				
2018	HAM	18	0	2	0	12	7	93	13.3	19	0	0	8	34	218	6.4	24	1	92	3	0	1	10	1	15	339	1	0				
2019	HAM	4	4	1	1	8	11	193	17.5	75	1	2	14	33	224	6.8	52	0	109	0	0	0			0	0	0	0				
2021	HAM	12	8	5	1	32	20	129	6.5	27	1	2	29	70	356	5.1	25	4	73	0	0	0			2	34	2	1				
2022	HAM	18	3	2	0	12	25	216	8.6	19	1	5	33	53	371	7.0	36	1	104	2	1	0			2	33	0	0				
<b>Totals</b>		<b>62</b>	<b>15</b>	<b>10</b>	<b>2</b>	<b>64</b>	<b>63</b>	<b>631</b>	<b>10.0</b>	<b>75</b>	<b>3</b>	<b>9</b>	<b>84</b>	<b>191</b>	<b>1170</b>	<b>6.1</b>	<b>52</b>	<b>6</b>	<b>109</b>	<b>6</b>	<b>1</b>	<b>1</b>	<b>10</b>	<b>1</b>	<b>19</b>	<b>406</b>	<b>2</b>	<b>1</b>				

PLAYOFFS					SCORING					RECEIVING					RUSHING					DEF		GREY CUP	
Year	Tm	GP	GS	TD	C-2	Pts	No	Yds	Avg	LG	TD	No	Yds	Avg	LG	TD	ST	ST	Year	Tm	GP		
2018	HAM	2	0	1	0	6	3	24	8.0	10	1	3	15	5.0	8	0	2		2021	HAM	1		
2021	HAM	2	0	0	0	0	2	1	0.5	2	0	0											
2022	HAM	1	0	0	0	0	0					2	5	2.5	3	0	0						
<b>Total</b>		<b>5</b>	<b>0</b>	<b>1</b>	<b>0</b>	<b>6</b>	<b>5</b>	<b>25</b>	<b>5.0</b>	<b>10</b>	<b>1</b>	<b>5</b>	<b>20</b>	<b>8</b>	<b>11</b>	<b>0</b>	<b>2</b>						

**TUCK, James**

**2022: Saskatchewan**

**Born:** Jun 12/90 **College:** York **Career GP:** 87 **Hgt:** 6.00 **Cdn Draft:** 2014 MTL **Pos:** FB  
**City:** Aurora, ON **All-Star:** None **Career Starts:** 0 **Wgt:** 230 **Rd 4, #31** **CFL Yrs:** 8  
**Career:** Selected by MTL in the 2014 Canadian Draft. Released on Jul 2/16. Signed by WPG on Jul 4/16. Signed as a free agent by TOR on Feb 16/17. Released by TOR on Aug 21/17. Signed by EDM on Aug 30/17. Released on Dec 28/21. Signed by SSK on Jan 7/22. Signed by MTL on Feb 14/23. **Status:** N

REG SEASON		SCORING					RECEIVING				RUSH'G		DEFENSIVE STATS				K/O RETS		FUMBLES		PLAYOFFS				
Year	Tm	GP	GS	TD	C-2	Pts	No	Yds	TD	LG	No	Yds	DT	ST	FF	FR	No	Yds	No	Yds	Year	Tm	GP	ST	FF
2014	MTL	9	0	0	0	0	0				0	0	5	0	0	0	0	0	0	0	2014	MTL	2	4	0
2015	MTL	5	0	0	0	0	0				0	1	3	0	0	0	1	-4	0	0	2016	WPG	1	1	0
2016	MTL	1	0	0	0	0	0				0	0	0	0	0	0	0	0	0	0	2017	EDM	2	1	1
	WPG	14	0	0	0	0	0				0	0	6	0	0	0	0	0	0	0	2019	EDM	2	1	0
2017	TOR	4	0	0	0	0	0				0	0	4	0	0	0	0	0	0	0	<b>Totals</b>	<b>7</b>	<b>7</b>	<b>1</b>	
	EDM	7	0	0	0	0	0				0	0	12	1	0	0	0	0	0	0					
2018	EDM	0	0	0	0	0	0				0	0	0	0	0	0	0	0	0	0					
2019	EDM	18	0	0	0	0	0				1	5	0	15	1	0	0	0	0	0					
2021	EDM	14	0	0	0	0	3	45	0	16	0	1	4	0	0	1	4	0	0	0					
2022	SSK	15	0	0	0	0	4	38	0	22	0	0	3	0	0	0	0	1	0	0					
<b>Totals</b>		<b>87</b>	<b>0</b>	<b>0</b>	<b>0</b>	<b>0</b>	<b>7</b>	<b>83</b>	<b>0</b>	<b>22</b>	<b>1</b>	<b>5</b>	<b>2</b>	<b>52</b>	<b>2</b>	<b>0</b>	<b>2</b>	<b>0</b>	<b>1</b>	<b>0</b>					

**TURNER, Tyler**

2022: Hamilton

**Born:** Aug 14/96 **College:** Alberta **Career GP:** 2 **Hgt:** 6.02 **Cdn Draft:** Undrafted **Pos:** WR  
**City:** St. Albert, AB **All-Star:** None **Career Starts:** 0 **Wgt:** 200 (2020) **CFL Yrs:** 1  
**Career:** Signed as a free agent by BC on May 13/20. Released by BC on Dec 11/20. Signed by HAM on May 5/22. Released by HAM on Aug 23/22. **Status:** N

**UNGERER III, David**

2022: Hamilton

**Born:** Sep 16/95 **College:** Idaho **Career GP:** 38 **Hgt:** 5.10 **Cdn Draft:** 2019 HAM **Pos:** WR  
**City:** Pullman, WA **All-Star:** None **Career Starts:** 19 **Wgt:** 171 Rd 2, #11 **CFL Yrs:** 3  
**Career:** Selected by Hamilton in the 2019 Canadian Draft. **Status:** N

REGULAR SEASON		SCORING				RECEIVING										Game Hi:		FUMBLES		PUNT RETURNS				KICKOFF RETS			DEF	
Year	Tm	GP	GS	TD	C-2	Pts	No	Yds	Avg	LG	TD	30	2D	Tar	YAC	Max	100	No	Lst	No	Yds	Avg	LG	TD	No	Yds	Avg	STT
2019	HAM	10	0	0	0	0	2	44	22.0	36	0	1	1	5	7	44	0	0	0	2	15	7.5	10	0	0	0	0	0
2021	HAM	14	12	1	0	6	15	187	12.5	26	1	0	4	22	67	39	0	0	0	10	85	8.5	15	0	4	79	19.8	0
2022	HAM	14	7	1	0	6	16	225	14.1	41	1	2	5	21	75	56	0	1	0	3	15	5.0	12	0	0	0	2	
<b>Totals</b>		<b>38</b>	<b>19</b>	<b>2</b>	<b>0</b>	<b>12</b>	<b>33</b>	<b>456</b>	<b>13.8</b>	<b>41</b>	<b>2</b>	<b>3</b>	<b>10</b>	<b>48</b>	<b>149</b>	<b>56</b>	<b>0</b>	<b>1</b>	<b>0</b>	<b>15</b>	<b>115</b>	<b>7.7</b>	<b>15</b>	<b>0</b>	<b>4</b>	<b>79</b>	<b>19.8</b>	<b>2</b>

**PLAYOFFS** GP - HAM 2021: 2 (2). **GREY CUP** GP - HAM 2021: 1 (1). Kickoff Returns - 3 for 42 yds, LG 24.

**VANDERVOORT, Danny**

2022: Edmonton

**Born:** Mar 13/94 **College:** McMaster **Career GP:** 57 **Hgt:** 6.02 **Cdn Draft:** 2017 BC **Pos:** WR  
**City:** Barrie, ON **All-Star:** None **Career Starts:** 4 **Wgt:** 204 (Rd 1, #3) **CFL Yrs:** 4  
**Career:** Selected by BC in the 2017 Canadian Draft. Released by BC on April 30/19. Signed by EDM on Dec 11/19. **Status:** N

REGULAR SEASON		SCORING				RECEIVING										Game Hi:		DEFENCE		FUMBLES	
Year	Tm	GP	GS	TD	C-2	Pts	No	Yds	Avg	LG	TD	30	2D	Tar	YAC	Max	100	DT	ST	No	Lst
2017	BC	18	0	0	0	0	1	25	25.0	25	0	0	1	3	1	25	0	1	0	0	0
2018	BC	8	0	0	0	0	0	0	0	0	0	0	0	0	0	0	0	0	0	1	0
2021	EDM	13	0	2	0	12	3	54	18.0	26	2	0	1	4	5	54	0	0	3	0	0
2022	EDM	18	4	1	0	6	8	75	9.4	28	1	0	3	12	8	30	0	1	0	0	0
<b>Total</b>		<b>57</b>	<b>4</b>	<b>3</b>	<b>0</b>	<b>18</b>	<b>12</b>	<b>154</b>	<b>12.8</b>	<b>28</b>	<b>3</b>	<b>0</b>	<b>5</b>	<b>19</b>	<b>14</b>	<b>54</b>	<b>0</b>	<b>2</b>	<b>4</b>	<b>0</b>	<b>0</b>

**VILLAMIZAR, Mario**

2022: BC

**Born:** Mar 3/95 **College:** Wilfrid Laurier **Career GP:** 40 **Hgt:** 6.03 **Cdn Draft:** 2019 BC **Pos:** FB  
**City:** St. Catharines, ON **All-Star:** None **Career Starts:** 0 **Wgt:** 237 Rd 6, #51 **CFL Yrs:** 3  
**Career:** Selected by BC in the 2019 Canadian Draft. Signed as a free agent by TOR on Feb 14/23. **Status:** N

REGULAR SEASON		SCORING				RECEIVING										K/O RETS		DEFENCE		PLAYOFFS		
Year	Tm	GP	GS	TD	C-2	Pts	No	Yds	Avg	LG	TD	2D	Tar	YAC	No	Yds	DT	STT	Year	Tm	GP	STT
2019	BC	18	0	0	0	0	2	13	6.5	9	0	0	2	7	0	0	1	4	2022	BC	2	0
2021	BC	5	0	0	0	0	0	0	0	0	0	0	0	0	0	0	0	0				
2022	BC	17	0	0	0	0	0	0	0	0	0	0	0	1	7	0	0	0				
<b>Totals</b>		<b>40</b>	<b>0</b>	<b>0</b>	<b>0</b>	<b>0</b>	<b>2</b>	<b>13</b>	<b>6.5</b>	<b>9</b>	<b>0</b>	<b>0</b>	<b>2</b>	<b>7</b>	<b>1</b>	<b>7</b>	<b>1</b>	<b>4</b>				

**WALKER, Derel**

2022: Edmonton

**Born:** Jun 29/91 **College:** Texas A&M **Career GP:** 91 **Hgt:** 6.02 **Pos:** WR  
**City:** Hillsboro, TX **All-Star:** Div: 4 CFL: 2 **Career Starts:** 80 **Wgt:** 187 **CFL Yrs:** 7  
**Career:** Signed by EDM on Apr 29/15. Voted 2015 M/O Rookie. Released by EDM to sign with Tampa Bay (NFL) on Jan 15/17. Returned to EDM on Jan 12/18. Signed as a free agent by TOR on Feb 15/19. Signed as a free agent by EDM on Jan 8/21. **Status:** A

REGULAR SEASON		SCORING				RECEIVING										Game Hi:		FUMBLES		PLAYOFFS			RECEIVING					
Year	Tm	GP	GS	TD	C-2	Pts	No	Yds	Avg	LG	TD	30	2D	Tar	YAC	Max	100	No	Lost	Year	Tm	GP	No	Yds	Avg	LG	TD	Tar
2015	EDM	12	2	6	0	36	89	1,110	12.5	62	6	7	30	133	330	183	5	0	0	2015	EDM	1	11	125	11.4	57	1	12
2016	EDM	18	17	10	0	60	109	1,589	14.6	104	10	11	26	154	662	164	7	2	2	2016	EDM	2	9	136	15.1	35	0	19
2017	EDM	8	8	3	1	20	48	634	13.2	47	2	5	10	74	241	118	1	0	0	2017	EDM	2	12	163	13.6	69	1	17
2018	EDM	11	11	8	0	48	51	875	17.2	101	8	8	12	74	332	176	3	0	0	<b>Totals</b>	<b>5</b>	<b>32</b>	<b>424</b>	<b>13.3</b>	<b>69</b>	<b>2</b>	<b>48</b>	
2019	TOR	15	15	7	0	42	65	1,040	16.0	96	6	10	17	113	285	203	2	0	0									
2021	EDM	11	11	0	0	0	44	531	12.1	41	0	4	12	88	228	98	0	1	1	<b>GREY CUP</b>								
2022	EDM	16	16	1	0	6	65	874	13.4	44	1	4	17	113	309	114	3	1	0	<b>Year</b>	<b>Tm</b>	<b>GP</b>	<b>No</b>	<b>Yds</b>	<b>Avg</b>	<b>LG</b>	<b>TD</b>	<b>Tar</b>
<b>Totals</b>		<b>91</b>	<b>80</b>	<b>35</b>	<b>1</b>	<b>212</b>	<b>471</b>	<b>6,653</b>	<b>14.1</b>	<b>104</b>	<b>33</b>	<b>49</b>	<b>124</b>	<b>749</b>	<b>2387</b>	<b>203</b>	<b>21</b>	<b>2</b>	<b>3</b>	2015	EDM	1	4	56	14.0	17	0	5

**WEAH, Jester**

2022: Saskatchewan

**Born:** Feb 7/95 **College:** Pittsburgh **Career GP:** 2 **Hgt:** 6.03 **Pos:** WR  
**City:** Minneapolis, MN **All-Star:** None **Career Starts:** 1 **Wgt:** 209 **CFL Yrs:** 1  
**Career:** Signed as a free agent by SSK on Dec 14/21. Made 1st career start on Oct 29/22 at CGY. **Status:** A

REGULAR SEASON		SCORING				RECEIVING										Game Hi:		FUMBLES		DEF
Year	Tm	GP	GS	TD	C-2	Pts	No	Yds	Avg	LG	TD	30	2D	Tar	YAC	Max	100	No	Lost	STT
2022	SSK	2	1	0	0	0	2	9	4.5	5	0	0	0	3	2	9	0	0	0	1

**2023 CFL PLAYER PROFILES**

**PART 3 - RECEIVERS & RUNNING BACKS**

**WHITE JR., Reggie** **2022: Montréal**  
**Born:** March 10/96 **College:** Monmouth **Career GP:** 20 **Hgt:** 6.03 **Pos:** WR  
**City:** Randallstown, MD **All-Star:** None **Career Starts:** 20 **Wgt:** 210 **CFL Yrs:** 2  
**Career:** Signed as a free agent by MTL on Jan 22/21. **Status:** A

REGULAR SEASON		SCORING				RECEIVING										Game Hi:		FUMBLES		PLAYOFFS			RECEIVING				
Year	Tm	GP	GS	TD	C-2	Pts	No	Yds	Avg	LG	TD	30	2D	Tar	YAC	Max	100	Fum	Lst	Year	Tm	GP	No	Yds	Avg	LG	TD
2021	MTL	5	5	2	0	12	18	177	9.8	31	2	1	9	24	57	74	0	0	0	2021	MTL	1	4	39	9.8	19	0
2022	MTL	15	15	2	1	14	53	722	13.6	45	2	1	14	73	204	99	0	1	1								
<b>Total</b>		<b>20</b>	<b>20</b>	<b>4</b>	<b>1</b>	<b>26</b>	<b>71</b>	<b>899</b>	<b>12.7</b>	<b>45</b>	<b>4</b>	<b>2</b>	<b>23</b>	<b>97</b>	<b>261</b>	<b>99</b>	<b>0</b>	<b>1</b>	<b>1</b>								

**WHITE, Papi** **2022: Hamilton**  
**Born:** July 19/96 **College:** Ohio **Career GP:** 13 **Hgt:** 5.09 **Pos:** WR  
**City:** Seminole, OK **All-Star:** None **Career Starts:** 12 **Wgt:** 170 **CFL Yrs:** 2  
**Career:** Signed as a free agent by HAM on April 8/20. **Status:** A

REGULAR SEASON		SCORING				RECEIVING										FUMBLES		RUSHING					PUNT RETURNS				K/O RETS		DEF	
Year	Tm	GP	GS	TD	C-2	Pts	No	Yds	Avg	LG	TD	Tar	YAC	Max	No	Lst	No	Yds	Avg	LG	TD	No	Yds	LG	TD	No	Yds	STT		
2021	HAM	5	4	1	0	6	11	105	9.5	39	1	17	54	53	0	0	13	43	3.3	8	0	6	90	46	0	1	23	1		
2022	HAM	8	8	0	0	0	31	309	10.0	36	0	45	177	81	1	0	6	13	2.2	13	0	12	103	20	0	0	0	0		
<b>Totals</b>		<b>13</b>	<b>12</b>	<b>1</b>	<b>0</b>	<b>6</b>	<b>42</b>	<b>414</b>	<b>9.9</b>	<b>39</b>	<b>1</b>	<b>62</b>	<b>231</b>	<b>81</b>	<b>1</b>	<b>0</b>	<b>19</b>	<b>56</b>	<b>2.9</b>	<b>13</b>	<b>0</b>	<b>18</b>	<b>193</b>	<b>46</b>	<b>0</b>	<b>1</b>	<b>23</b>	<b>1</b>		

**PLAYOFFS** GP - HAM 2021: 2 (0). Rushing - 1 for 2 yds. Punt Returns - 10 for 155 yds, 1 TD, LG 92. Kickoff Returns - 4 for 84 yds.  
**GREY CUP** GP - HAM 2021: 1 (0). Punt Returns - 2 for 2 yds. Kickoff Returns - 1 for 21 yds.

**WHITE, Tim** **2022: Hamilton**  
**Born:** July 15/94 **College:** Arizona State **Career GP:** 30 **Hgt:** 5.10 **Pos:** WR  
**City:** Santa Clarita, CA **All-Star:** Div: 2 CFL: 1 **Career Starts:** 30 **Wgt:** 185 **CFL Yrs:** 2  
**Career:** Signed by HAM on March 12/21. Selected 2022 CFL & East Div. All-Star. In 2022 led the CFL in targets (145) and receptions (94). **Status:** A

REGULAR SEASON		SCORING				RECEIVING										Game Hi:		RUSHING					K/O RETS				PNT RETS		FUMBLES	
Year	Tm	GP	GS	TD	C-2	Pts	No	Yds	Avg	LG	TD	Tar	YAC	Max	100	No	Yds	Avg	LG	TD	No	Yds	Avg	LG	No	Yds	Fum	Lst		
2021	HAM	13	13	2	0	12	56	774	13.8	60	2	76	328	110	1	12	81	6.8	32	0	1	18	18.0	18	0	0	0	0		
2022	HAM	17	17	8	0	48	94	1,265	13.5	64	8	145	478	145	6	9	60	6.7	13	0	14	311	22.2	35	1	8	2	1		
<b>Totals</b>		<b>30</b>	<b>30</b>	<b>10</b>	<b>0</b>	<b>60</b>	<b>150</b>	<b>2,039</b>	<b>13.6</b>	<b>64</b>	<b>10</b>	<b>221</b>	<b>806</b>	<b>145</b>	<b>7</b>	<b>21</b>	<b>141</b>	<b>6.7</b>	<b>32</b>	<b>0</b>	<b>15</b>	<b>329</b>	<b>21.9</b>	<b>35</b>	<b>1</b>	<b>8</b>	<b>2</b>	<b>1</b>		

**PLAYOFFS** GP - HAM 2021: 2 (2), 2022: 1 (1). RECEIVING - 2021: 7 for 90 yds, 2022: 8 for 142 yds. RUSHING - 2021: 1 for 9 yds, 2022: 1 for -2 yds. FUMBLES - 2021: 1 (0)  
**GREY CUP** GP - HAM 2021: 1 (1). RECEIVING - 4 for 33, LG 20. RUSHING - 1 for 4 yds. K/O RETURNS: 2 for 0 yds.

**WHITEHEAD, Lucky** **2022: BC**  
**Born:** Jun 2/92 **College:** Florida Atlantic **Career GP:** 42 **Hgt:** 5.10 **Pos:** WR  
**City:** Manassas, VA **All-Star:** Div: 1 CFL: 1 **Career Starts:** 42 **Wgt:** 177 **CFL Yrs:** 3  
**Career:** Signed as a free agent by WPG on May 9/19. Signed as a free agent by BC on Feb 9/21. **Status:** A

REGULAR SEASON		SCORING				RECEIVING										Game Hi:					KICKOFF RETURNS				PUNT RETURNS			
Year	Tm	GP	GS	TD	C-2	Pts	No	Yds	Avg	LG	TD	30	2D	Tar	YAC	Max	100	No	Yds	Avg	LG	TD	No	Yds	Avg	LG	TD	
2019	WPG	15	15	4	0	24	52	521	10.0	75	2	2	8	72	322	155	1	20	596	29.8	104	1	7	54	7.7	13	0	
2021	BC	12	12	6	0	36	60	932	15.5	75	4	7	23	82	447	136	4	1	0	0.0	0	0	12	130	10.8	79	1	
2022	BC	15	15	3	0	18	78	1,011	13.0	90	3	8	18	108	404	148	4	0	0	0	0	14	86	6.1	13	0		
<b>Totals</b>		<b>42</b>	<b>42</b>	<b>13</b>	<b>0</b>	<b>78</b>	<b>190</b>	<b>2,464</b>	<b>13.0</b>	<b>90</b>	<b>9</b>	<b>17</b>	<b>49</b>	<b>262</b>	<b>1173</b>	<b>155</b>	<b>9</b>	<b>21</b>	<b>596</b>	<b>28.4</b>	<b>104</b>	<b>1</b>	<b>33</b>	<b>270</b>	<b>8.2</b>	<b>79</b>	<b>1</b>	

REG SEAS		FUMBLES		DEFENCE		RUSHING										Game Hi:				FG MISS RETURNS			
Year	Tm	Fum	Lst	DT	ST	No	Yds	Avg	LG	TD	30	2D	Tar	YAC	Max	100	No	Yds	LG	TD			
2019	WPG	1	1	3	0	9	92	10.2	25	1	27	0	2	62	36	0	2	62	36	0			
2021	BC	3	2	1	0	2	12	6.0	11	0	11	0	2	138	119	1	2	33	20	0			
2022	BC	0	0	2	0	2	2	1.0	3	0	3	0	2	33	20	0	2	33	20	0			
<b>Totals</b>		<b>4</b>	<b>3</b>	<b>6</b>	<b>0</b>	<b>13</b>	<b>106</b>	<b>8.2</b>	<b>25</b>	<b>1</b>	<b>27</b>	<b>0</b>	<b>6</b>	<b>233</b>	<b>119</b>	<b>1</b>							

**WIENEKE, Jake** **2022: Montréal**  
**Born:** Sep 14/94 **College:** South Dakota State **Career GP:** 48 **Hgt:** 6.04 **Pos:** WR  
**City:** Maple Grove, MN **All-Star:** Div: 1 CFL: 1 **Career Starts:** 48 **Wgt:** 215 **CFL Yrs:** 3  
**Career:** Signed as a free agent by MTL on Jan 10/19. Signed as a free agent by SSK on Feb 14/23. **Status:** A

REGULAR SEASON		SCORING				RECEIVING										Game Hi:		FUMBLES		K/O RETS	
Year	Tm	GP	GS	TD	C-2	Pts	No	Yds	Avg	LG	TD	30	2D	Tar	YAC	Max	100	No	Lst	No	Yds
2019	MTL	18	18	8	1	50	41	569	13.9	44	8	2	20	63	104	134	1	0	0	0	0
2021	MTL	14	14	11	0	66	56	898	16.0	50	11	7	22	90	231	118	4	0	0	1	6
2022	MTL	16	16	2	1	14	45	589	13.1	49	2	3	17	64	159	121	1	1	0	0	0
<b>Totals</b>		<b>48</b>	<b>48</b>	<b>21</b>	<b>2</b>	<b>130</b>	<b>142</b>	<b>2,056</b>	<b>14.5</b>	<b>50</b>	<b>21</b>	<b>12</b>	<b>59</b>	<b>217</b>	<b>494</b>	<b>134</b>	<b>6</b>	<b>1</b>	<b>0</b>	<b>1</b>	<b>6</b>

PLAYOFFS		SCORING				RECEIVING										Game Hi:		FUMBLES	
Year	Tm	GP	GS	TD	C-2	Pts	No	Yds	Avg	LG	TD	30	2D	Tar	YAC	Max	100	No	Lst
2019	MTL	1	1	0	0	0	2	36	18.0	19	0	0	1	4	7	36	0	0	0
2021	MTL	1	1	0	0	0	6	59	9.8	12	0	0	2	9	18	59	0	0	0
2022	MTL	2	2	1	0	6	9	107	11.9	21	1	0	6	14	36	60	0	0	0
<b>Totals</b>		<b>4</b>	<b>4</b>	<b>1</b>	<b>0</b>	<b>6</b>	<b>17</b>	<b>202</b>	<b>11.9</b>	<b>21</b>	<b>1</b>	<b>0</b>	<b>9</b>	<b>27</b>	<b>61</b>	<b>60</b>	<b>0</b>	<b>0</b>	<b>0</b>

**2023 CFL PLAYER PROFILES**

**PART 3 - RECEIVERS & RUNNING BACKS**

**WILDER JR, James**

**2022: Edmonton**

**Born:** Apr 14/92 **College:** Florida State **Career GP:** 58 **Hgt:** 6.03 **Pos:** RB  
**City:** Tampa, FL **All-Star:** None **Career Starts:** 50 **Wgt:** 232 **CFL Yrs:** 5  
**Career:** Signed as a free agent by TOR on Mar 14/17. Signed as a free agent by EDM on Feb 9/21. **Status:** A

REGULAR SEASON		SCORING		RECEIVING										Game Hi:		RUSHING						FUMBLES		DEFENCE				
Year	Tm	GP	GS	TD	C-2	Pts	No	Yds	Avg	LG	TD	30	2D	Tar	YAC	Max	100	No	Yds	Avg	LG	TD	Max	100	No	Lst	DT	STT
2017	TOR	17	10	5	2	34	51	533	10.5	45	0	3	16	62	467	91	0	122	872	7.1	85	5	190	4	1	1	0	7
2018	TOR	13	13	4	0	24	56	539	9.6	46	1	1	13	69	396	74	0	147	691	4.7	24	3	120	1	1	1	1	0
2019	TOR	13	12	5	0	30	47	415	8.8	24	4	0	3	58	345	76	0	92	464	5.0	19	1	82	0	5	4	0	0
2021	EDM	12	12	3	0	18	28	226	8.1	20	1	0	7	38	178	72	0	142	770	5.4	29	2	127	1	0	0	1	0
2022	EDM	3	3	0	0	0	9	90	10.0	17	0	0	1	9	85	48	0	28	124	4.4	11	0	45	0	0	0	2	
<b>Totals</b>		<b>58</b>	<b>50</b>	<b>17</b>	<b>2</b>	<b>106</b>	<b>191</b>	<b>1,803</b>	<b>9.4</b>	<b>46</b>	<b>6</b>	<b>4</b>	<b>40</b>	<b>236</b>	<b>1471</b>	<b>91</b>	<b>0</b>	<b>531</b>	<b>2,921</b>	<b>5.5</b>	<b>85</b>	<b>11</b>	<b>190</b>	<b>6</b>	<b>7</b>	<b>6</b>	<b>2</b>	<b>9</b>

PLAYOFFS		SCORING		RUSHING										RECEIVING				
Year	Tm	GP	GS	TD	C-2	Pts	No	Yds	Avg	LG	TD	Max	100	No	Yds	Avg	LG	TD
2017	TOR	1	1	5	2	34	14	52	3.7	17	0	52	0	8	52	6.5	22	0

GREY CUP		SCORING		RUSHING										RECEIVING				
Year	Tm	GP	GS	TD	C-2	Pts	No	Yds	Avg	LG	TD	Max	100	No	Yds	Avg	LG	TD
2017	TOR	1	1	1	0	6	9	13	1.4	6	1	13	0	2	18	9.0	13	0

**WILLIAMS, Devonte**

**2022: Ottawa**

**Born:** Feb 5/97 **College:** Southern Louisiana **Career GP:** 8 **Hgt:** 5.09 **Pos:** RB  
**City:** Columbia, MD **All-Star:** None **Career Starts:** 8 **Wgt:** 176 **CFL Yrs:** 1  
**Career:** Signed as a free agent by OTT on Apr 14/22. **Status:** A

REGULAR SEASON		SCORING		RECEIVING										Game Hi:		RUSHING						Game Hi:		FUMBLES		
Year	Tm	GP	GS	TD	C-2	Pts	No	Yds	Avg	LG	TD	Tar	YAC	Max	100	No	Yds	Avg	LG	TD	Max	100	No	Lst	No	Lst
2022	OTT	8	8	0	0	0	27	159	5.9	20	0	33	85	38	0	90	454	5.0	25	0	85	0	0	0	0	

**WILLIAMS, D'haquille**

**2022: Saskatchewan**

**Born:** May 13/93 **College:** Auburn **Career GP:** 43 **Hgt:** 6.03 **Pos:** WR  
**City:** Los Angeles, CA **All-Star:** Div: 1 CFL: 1 **Career Starts:** 43 **Wgt:** 225 **CFL Yrs:** 4  
**Career:** Signed by EDM on May 11/17. Signed by Buffalo (NFL) on Jan 7/19. Signed by SSK on Oct 4/21. Signed by HAM on Feb 14/23. **Status:** A

REGULAR SEASON		SCORING		RECEIVING										Game Hi:		FUMBLES		K/O RETS		PLAYOFFS		RECEIVING						
Year	Tm	GP	GS	TD	C-2	Pts	No	Yds	Avg	LG	TD	30	2D	Tar	YAC	Max	100	No	Lst	No	Yds	Year	Tm	GP	No	Yds	LG	TD
2017	EDM	13	13	4	0	24	46	715	15.5	65	4	8	20	83	163	110	4	2	0	0	0	2021	SSK	2	9	163	67	1
2018	EDM	18	18	11	2	70	88	1,579	17.9	95	11	11	29	153	425	172	8	3	3	0	0							
2021	SSK	4	4	1	0	6	17	285	16.8	48	1	3	6	26	53	146	1	0	0	3	30							
2022	SSK	8	8	4	0	24	29	480	16.6	45	4	5	9	59	88	101	1	0	0	0								
<b>Totals</b>		<b>43</b>	<b>43</b>	<b>20</b>	<b>2</b>	<b>124</b>	<b>180</b>	<b>3,059</b>	<b>17.0</b>	<b>95</b>	<b>20</b>	<b>27</b>	<b>64</b>	<b>321</b>	<b>729</b>	<b>172</b>	<b>14</b>	<b>5</b>	<b>3</b>	<b>3</b>	<b>30</b>							

**WILLIAMS, Terry**

**2022: Ottawa-BC**

**Born:** Apr 8/96 **College:** Tennessee Martin **Career GP:** 19 **Hgt:** 5.09 **Pos:** WR  
**City:** Greenwood, MS **All-Star:** None **Career Starts:** 19 **Wgt:** 170 **CFL Yrs:** 2  
**Career:** Signed by OTT on Jan 11/21. Traded to BC on Sep 4/22 for a 3rd round pick in 2023 & a conditional pick in 2024. **Status:** A

REGULAR SEASON		SCORING		RECEIVING				RUSHING		FUMBLES		FGM RETURNS			PUNT RETURNS			KICKOFF RETURNS								
Year	Tm	GP	GS	TD	C-2	Pts	No	Yds	Avg	LG	TD	No	Yds	Fum	Lst	No	Yds	LG	No	Yds	Avg	LG	No	Yds	Avg	LG
2021	OTT	2	0	0	0	0	0	0	0	0	0	0	0	2	0	0	0	0	10	90	9.0	49	10	169	16.9	31
2022	OTT	9	1	0	0	0	10	71	7.1	14	0	5	26	1	0	1	30	30	31	306	9.9	36	36	914	25.4	41
	BC	8	0	0	0	0	0	0	0	0	0	0	0	0	0	6	216	90	36	336	9.3	35	25	612	24.5	40
<b>Totals</b>		<b>19</b>	<b>1</b>	<b>0</b>	<b>0</b>	<b>0</b>	<b>10</b>	<b>71</b>	<b>7.1</b>	<b>14</b>	<b>0</b>	<b>5</b>	<b>26</b>	<b>3</b>	<b>0</b>	<b>7</b>	<b>246</b>	<b>90</b>	<b>77</b>	<b>732</b>	<b>9.5</b>	<b>49</b>	<b>71</b>	<b>1695</b>	<b>23.9</b>	<b>41</b>

PLAYOFFS		SCORING		RECEIVING				RUSHING		FUMBLES		FGM RETURNS			PUNT RETURNS			KICKOFF RETURNS				C-1 MISS *							
Year	Tm	GP	GS	TD	C-2	Pts	No	Yds	Avg	LG	TD	No	Yds	Fum	Lst	No	Yds	LG	No	Yds	Avg	LG	No	Yds	Avg	LG	No	Yds	C-2
2022	BC	2	0	0	1	2	0	0	0	0	0	0	0	0	0	0	0	0	5	35	7.0	11	5	82	16.4	20	1	126	1

**Note:** Returned a convert kick miss by Marc Legghio 126 yards for the CFL's first-ever playoff 2-point convert kick return.

**WOLITARSKY, Drew**

**2022: Winnipeg**

**Born:** Mar 22/95 **College:** Minnesota **Career GP:** 68 **Hgt:** 6.02 **Cdn Draft:** 2017 WPG **Pos:** WR  
**City:** Santa Clarita, CA **All-Star:** None **Career Starts:** 63 **Wgt:** 227 **(Rd 3 Sup)** **CFL Yrs:** 5  
**Career:** Selected by Winnipeg as a Supplemental pick in the 2017 Canadian Draft. **Status:** N

REGULAR SEASON		SCORING		RECEIVING										Game Hi:		FUMBLES		DEFENCE				
Year	Tm	GP	GS	TD	C-2	Pts	No	Yds	Avg	LG	TD	30	2D	Tar	YAC	Max	100	No	Lst	DT	STT	
2017	WPG	5	0	0	0	0	1	15	15.0	15	0	0	0	3	0	15	0	0	0	0	0	0
2018	WPG	18	18	5	0	30	45	650	14.4	60	5	2	14	64	253	90	0	0	0	7	0	
2019	WPG	17	17	4	0	24	33	361	10.9	24	4	0	16	54	97	60	0	0	0	6	0	
2021	WPG	14	14	1	0	6	32	386	12.1	37	1	1	14	49	102	68	0	0	0	1	0	
2022	WPG	14	14	1	0	6	36	471	13.1	41	1	2	13	49	84	90	0	0	0	1	0	
<b>Totals</b>		<b>68</b>	<b>63</b>	<b>11</b>	<b>0</b>	<b>66</b>	<b>147</b>	<b>1,883</b>	<b>12.8</b>	<b>60</b>	<b>11</b>	<b>5</b>	<b>57</b>	<b>219</b>	<b>536</b>	<b>90</b>	<b>0</b>	<b>0</b>	<b>0</b>	<b>15</b>	<b>0</b>	



WOLITARSKY, Drew (Cont'd)

2022: Winnipeg

PLAYOFFS		SCORING				RECEIVING							Game Hi:			
Year	Tm	GP	GS	TD	C-2	Pts	No	Yds	Avg	LG	TD	30	Tar	Max	100	
2017	WPG	1	1	0	0	0	0							0	0	0
2018	WPG	2	2	1	0	6	6	81	13.5	20	1	0	9	68		0
2019	WPG	2	2	0	0	0	5	78	15.6	34	0	1	6	44		0
2021	WPG	1	1	0	0	0	2	22	11.0	12	0	0	3	22		0
2022	WPG	1	1	0	0	0	2	27	13.5	18	0	0	3	27		0
<b>Totals</b>		<b>7</b>	<b>7</b>	<b>1</b>	<b>0</b>	<b>6</b>	<b>15</b>	<b>208</b>	<b>13.9</b>	<b>34</b>	<b>1</b>	<b>1</b>	<b>21</b>	<b>68</b>		<b>0</b>

GREY CUP		RECEIVING					
Year	Tm	GP	No	Yds	Avg	LG	TD
2019	WPG	1	3	40	13.3	26	0
2021	WPG	1	4	48	12.0	19	0
2022	WPG	1	1	8	8.0	8	0
<b>Totals</b>		<b>3</b>	<b>8</b>	<b>96</b>	<b>12.0</b>	<b>26</b>	<b>0</b>

WORTHY, Chandler

2022: Montréal

**Born:** Sep 15/93 **College:** Troy **Career GP:** 31 **Hgt:** 5.08 **Pos:** WR  
**City:** Griffin, GA **All-Star:** Div: 1 CFL: 0 **Career Starts:** 8 **Wgt:** 177 **CFL Yrs:** 4  
**Career:** Signed by TOR on Jan 27/17. Released on May 29/22. Signed by MTL on May 31/22. Selected 2022 East Div. All-Star. **Status:** A

REGULAR SEASON		SCORING				RECEIVING										PUNT RETURNS				RUSHING		KICKOFF RETURNS						
Year	Tm	GP	GS	TD	C-2	Pts	No	Yds	Avg	LG	TD	30	2D	Tar	YAC	Max	No	Yds	Avg	LG	TD	No	Yds	Avg	LG	TD		
2017	TOR	4	1	0	0	0	1	5	5.0	5	0	0	0	1	5	5	11	69	6.3	19	0	1	3	10	136	13.6	24	0
2019	TOR	3	3	2	0	12	12	129	10.8	32	2	1	3	20	42	93	7	48	6.9	15	0	1	-2	2	51	25.5	34	0
2021	TOR	9	4	2	0	12	16	203	12.7	45	2	1	4	24	95	85	47	455	9.7	37	0	2	31	27	613	22.7	37	0
2022	MTL	15	0	2	0	12	4	32	8.0	12	0	0	1	6	28	21	47	547	11.6	44	0	1	6	51	1,220	23.9	88	2
<b>Totals</b>		<b>31</b>	<b>8</b>	<b>6</b>	<b>0</b>	<b>36</b>	<b>33</b>	<b>369</b>	<b>11.2</b>	<b>45</b>	<b>4</b>	<b>2</b>	<b>8</b>	<b>51</b>	<b>170</b>	<b>93</b>	<b>112</b>	<b>1,119</b>	<b>10.0</b>	<b>44</b>	<b>0</b>	<b>5</b>	<b>38</b>	<b>90</b>	<b>2,020</b>	<b>22.4</b>	<b>88</b>	<b>2</b>

REG SEAS		FUMBLES		FG MISS RETURNS			
Year	Tm	No	Lst	No	Yds	LG	TD
2017	TOR	0	0	0			
2019	TOR	0	0	0			
2021	TOR	2	2	5	162	47	0
2022	MTL	4	1	3	57	29	0
<b>Totals</b>		<b>6</b>	<b>3</b>	<b>8</b>	<b>219</b>	<b>47</b>	<b>0</b>

PLAYOFFS		PUNT RETS		KICKOFF RETURNS				REC'G			
Year	Tm	GP	No	Yds	No	Yds	Avg	LG	TD	No	Yds
2021	TOR	1	4	20	3	58	19.3	24	0	2	11
2022	MTL	2	7	102	6	155	25.8	34	0	0	0
<b>Totals</b>		<b>3</b>	<b>11</b>	<b>122</b>	<b>9</b>	<b>213</b>	<b>23.7</b>	<b>34</b>	<b>0</b>	<b>2</b>	<b>11</b>

WRIGHT, Isaiah

2022: Toronto

**Born:** Jan 13/97 **College:** Temple **Career GP:** 5 **Hgt:** 6.02 **Pos:** WR  
**City:** West Hartford, CT **All-Star:** None **Career Starts:** 0 **Wgt:** 220 **CFL Yrs:** 1  
**Career:** Signed as a free agent by TOR on Apr 6/22. Released by TOR on Sep 27/22. **Status:** A

REGULAR SEASON		SCORING				RECEIVING										FUMBLES		PUNT RETURNS				KICKOFF RETURNS						
Year	Tm	GP	GS	TD	C-2	Pts	No	Yds	Avg	LG	TD	30	2D	Tar	YAC	Max	No	Lst	No	Yds	Avg	LG	TD	No	Yds	Avg	LG	TD
2022	TOR	5	0	0	0	0	2	26	13.0	24	0	0	0	3	12	26	1	0	10	58	5.8	9	0	7	169	24.1	44	0

WYNN, Shane

2022: BC

**Born:** Nov 15/92 **College:** Indiana **Career GP:** 1 **Hgt:** 5.06 **Pos:** WR  
**City:** Cleveland, OH **All-Star:** None **Career Starts:** 0 **Wgt:** 168 **CFL Yrs:** 1  
**Career:** Signed as a free agent by OTT on Apr 11/22. Released on May 25/22. Signed by BC on Jul 16/22. Released on Oct 20/22. **Status:** A

REGULAR SEASON		SCORING				RECEIVING										FUMBLES		PUNT RETURNS				KICKOFF RETURNS						
Year	Tm	GP	GS	TD	C-2	Pts	No	Yds	Avg	LG	TD	30	2D	Tar	YAC	Max	No	Lst	No	Yds	Avg	LG	TD	No	Yds	Avg	LG	TD
2022	BC	1	0	0	0	0	0										0	0	6	53	8.8	15	0	2	33	16.5	19	0

**2023 CFL PLAYER PROFILES**

**PART 4 - OTHER CFL PLAYERS**

**ACHEAMPONG, Sam**

**2022: Toronto**

**Born:** Jan 12/96 **College:** Wilfrid Laurier **Career GP:** 30 **Hgt:** 6.05 **Cdn Draft:** 2020 TOR **Pos:** DL  
**City:** Brampton, ON **All-Star:** None **Career Starts:** 3 **Wgt:** 270 **Rd 2, #20** **CFL Yrs:** 2  
**Career:** Selected in the 2020 CFL Draft by Toronto. **Status:** N

REGULAR SEASON				DEFENSIVE STATISTICS										FUMBLE RETURNS					PLAYOFFS			DEFENCE		GREY CUP			DEFENCE	
Year	Tm	GP	GS	DT	ST	TT	KD	FF	QS	TFL	Int	No	Yds	LG	TD	BK	Year	Tm	GP	DT	ST	Year	Tm	GP	DT	ST		
2021	TOR	14	2	16	0	16	0	0	2	0	0	0	0	0	0	0	2021	TOR	1	1	0	2022	TOR	1	0	0		
2022	TOR	16	1	19	1	20	0	0	6	0	0	1	0	0	0	0	2022	TOR	1	1	0							
<b>Totals</b>		<b>30</b>	<b>3</b>	<b>35</b>	<b>1</b>	<b>36</b>	<b>0</b>	<b>0</b>	<b>8</b>	<b>0</b>	<b>0</b>	<b>1</b>	<b>0</b>	<b>0</b>	<b>0</b>	<b>0</b>	<b>Totals</b>		<b>2</b>	<b>2</b>	<b>0</b>							

**ACKIE, Chris**

**2022: Montréal**

**Born:** Jan 26/92 **College:** Wilfrid Laurier **Career GP:** 92 **Hgt:** 6.02 **Cdn Draft:** 2015 MTL **Pos:** DB  
**City:** Cambridge, ON **All-Star:** None **Career Starts:** 48 **Wgt:** 205 **Rd 1, #4** **CFL Yrs:** 7  
**Career:** Selected by Montréal in the 2015 Canadian Draft. Traded by MTL to OTT on Oct 11/18 for a 2nd Round Draft pick.  
 Signed by MTL on Jul 8/19. Signed as a free agent by TOR on Feb 12/20. Signed as a free agent by MTL on Feb 8/21. **Status:** N

REGULAR SEASON				DEFENSIVE STATISTICS										INTERCEPTIONS				FUMBLE RETURNS				PLAYOFFS			GREY CUP			
Year	Tm	GP	GS	DT	ST	TT	KD	FF	QS	TFL	No	Yds	LG	TD	No	Yds	LG	TD	Year	Tm	GP	DT	QS	Year	Tm	GP	DT	
2015	MTL	15	0	7	6	13	0	1	1	0	0	0	0	0	0	0	0	0	2018	OTT	1	0	0	2018	OTT	1	0	
2016	MTL	18	0	4	14	18	1	0	0	0	0	0	0	0	0	0	0	0	2019	MTL	1	5	0					
2017	MTL	6	6	17	2	19	0	2	0	0	0	0	0	0	0	0	0	0	2021	MTL	1	2	0					
2018	MTL	13	13	81	0	81	2	1	1	3	2	37	37	1	0	0	0	0	2022	MTL	2	4	1					
	OTT	3	1	7	1	8	0	0	0	0	0	0	0	0	0	0	0	0										
2019	MTL	10	10	38	2	40	1	0	0	0	0	0	0	1	4	4	0	0										
2021	MTL	14	14	48	0	48	0	0	6	2	2	27	21	0	1	0	0	0										
2022	MTL	13	4	24	1	25	0	0	0	1	1	0	0	0	0	0	0	0										
<b>Totals</b>		<b>92</b>	<b>48</b>	<b>226</b>	<b>26</b>	<b>252</b>	<b>4</b>	<b>4</b>	<b>8</b>	<b>6</b>	<b>5</b>	<b>64</b>	<b>37</b>	<b>1</b>	<b>2</b>	<b>4</b>	<b>4</b>	<b>0</b>	<b>Totals</b>		<b>5</b>	<b>11</b>	<b>1</b>					

**ADAMS, Keion**

**2022: Ssk-Wpg**

**Born:** Jun 8/95 **College:** Western Michigan **Career GP:** 19 **Hgt:** 6.02 **Pos:** DL  
**City:** Salisbury, NC **All-Star:** None **Career Starts:** 10 **Wgt:** 240 **CFL Yrs:** 2  
**Career:** Signed as a free agent by SSK on Dec 28/20. Released by SSK on Sep 26/22. Signed by WPG on Sep 28/22. **Status:** A

REGULAR SEASON				DEFENSIVE STATISTICS										INTERCEPTIONS				FUMBLE RETURNS				PLAYOFFS			DEFENCE			
Year	Tm	GP	GS	DT	ST	TT	KD	FF	QS	TFL	No	Yds	LG	TD	No	Yds	LG	TD	BK	Year	Tm	GP	DT	ST	QS	KD		
2021	SSK	9	4	9	1	10	0	0	2	1	0	0	0	0	1	0	0	0	0	2021	SSK	1	3	0	1	0		
2022	SSK	7	4	17	0	17	0	0	2	1	0	0	0	0	1	0	0	0	0	2022	WPG	1	0	1	0	0		
	WPG	3	2	7	0	7	0	0	1	1	0	0	0	0	0	0	0	0	0									
<b>Totals</b>		<b>19</b>	<b>10</b>	<b>33</b>	<b>1</b>	<b>34</b>	<b>0</b>	<b>0</b>	<b>5</b>	<b>3</b>	<b>0</b>	<b>0</b>	<b>0</b>	<b>0</b>	<b>2</b>	<b>0</b>	<b>0</b>	<b>0</b>	<b>0</b>	<b>Totals</b>		<b>2</b>	<b>3</b>	<b>1</b>	<b>1</b>	<b>0</b>		

**ADDAE, Alonzo**

**2022: Ottawa**

**Born:** Jul 11/97 **College:** West Virginia **Career GP:** 18 **Hgt:** 5.10 **Cdn Draft:** 2021 OTT **Pos:** DB  
**City:** Pickering, ON **All-Star:** None **Career Starts:** 12 **Wgt:** 190 **Rd 2, #13** **CFL Yrs:** 1  
**Career:** Selected in the 2021 CFL Draft by Ottawa. **Status:** N

REGULAR SEASON				DEFENSIVE STATISTICS										INTERCEPTIONS				FUMBLE RETURNS			
Year	Tm	GP	GS	DT	ST	TT	KD	FF	QS	TFL	No	Yds	LG	TD	No	Yds	LG	TD			
2022	OTT	18	12	28	1	29	1	0	0	0	0	0	0	0	0	0	0	0			

**ADELEKE, Tunde**

**2022: Hamilton**

**Born:** Jul 12/95 **College:** Carleton **Career GP:** 78 **Hgt:** 5.10 **Cdn Draft:** 2017 CGY **Pos:** DB  
**Country:** Nigeria **All-Star:** Div: 3 CFL: 1 **Career Starts:** 60 **Wgt:** 208 **Rd 3, #25** **CFL Yrs:** 5  
**Career:** Selected by Calgary in the 2017 Canadian Draft. Signed as a free agent by HAM on Feb 12/19. Selected 2022 East Div. All-Star. **Status:** N

REGULAR SEASON				DEFENSIVE STATISTICS										INTERCEPTIONS				FUMBLE RETURNS				PUNT RETURNS				K/O RETURNS			FGM RET		
Year	Tm	GP	GS	DT	ST	TT	KD	FF	QS	TFL	No	Yds	LG	TD	No	Yds	LG	TD	No	Yds	Avg	LG	TD	No	Yds	Avg	No	Yds	LG		
2017	CGY	17	4	15	13	28	0	1	1	0	0	0	0	0	0	0	0	0	26	356	13.7	71	2	5	95	19.0	0	0	0		
2018	CGY	13	11	30	11	41	3	1	1	1	0	0	0	3	20	20	1	0	0	0	0	0	1	24	24.0	0	0	0			
2019	HAM	18	15	52	5	57	2	0	0	1	2	25	22	0	0	0	0	0	0	0	0	0	0	0	0	0	2	52	40		
2021	HAM	12	12	44	0	44	6	0	2	0	2	7	7	0	0	0	0	0	0	0	0	0	0	0	0	0	0	0	0		
2022	HAM	18	18	68	2	70	8	1	1	1	1	3	3	0	0	0	0	0	3	25	8.3	12	0	0	0	1	14	14			
<b>Totals</b>		<b>78</b>	<b>60</b>	<b>209</b>	<b>31</b>	<b>240</b>	<b>19</b>	<b>3</b>	<b>5</b>	<b>3</b>	<b>5</b>	<b>35</b>	<b>22</b>	<b>0</b>	<b>3</b>	<b>20</b>	<b>20</b>	<b>1</b>	<b>29</b>	<b>381</b>	<b>13.7</b>	<b>71</b>	<b>2</b>	<b>6</b>	<b>95</b>	<b>43</b>	<b>3</b>	<b>52</b>	<b>40</b>		
PLAYOFFS				DEFENSIVE				PNT RTS		K/O RTS		FUMBLE		GREY CUP			DEFENSIVE				PNT RET										
Year	Tm	GP	GS	DT	ST	KD	Int	No	Yds	No	Yds	No	Lst	Year	Tm	GP	GS	DT	ST	KD	No	Yds									
2017	CGY	1	1	1	0	0	0	0	0	1	17	1		2017	CGY	1	0	0	0	0	0	0									
2018	CGY	1	0	1	1	0	0	3	31	1	15	0		2018	CGY	1	0	0	0	0	0	0									
2019	HAM	1	1	1	0	1	0	0	0	0	0	0		2019	HAM	1	1	6	0	1	0	0									
2021	HAM	2	2	14	0	2	0	0	0	0	0	0		2021	HAM	1	1	2	0	0	1	7									
2022	HAM	1	1	3	0	1	1	0	0	0	0	0																			
<b>Totals</b>		<b>6</b>	<b>5</b>	<b>20</b>	<b>1</b>	<b>4</b>	<b>1</b>	<b>3</b>	<b>31</b>	<b>2</b>	<b>32</b>	<b>1</b>	<b>0</b>	<b>Totals</b>		<b>4</b>	<b>2</b>	<b>8</b>	<b>0</b>	<b>1</b>	<b>1</b>	<b>7</b>									

**ADEYEMI-BERGLUND, Isaac** **2022: Calgary**  
**Born:** May 30/96 **College:** Southeastern Louisiana **Career GP:** 32 **Hgt:** 6.00 **Cdn Draft:** 2020 CGY **Pos:** DL  
**City:** Dartmouth, NS **All-Star:** None **Career Starts:** 8 **Wgt:** 239 **Rd 1, #3** **CFL Yrs:** 2  
**Career:** Selected in the 2020 CFL Draft by Calgary. **Status:** N

REGULAR SEASON			DEFENSIVE STATISTICS							INTERCEPTIONS				FUMBLE RETURNS				PLAYOFFS			DEFENCE						
Year	Tm	GP	GS	DT	ST	TT	KD	FF	QS	TFL	No	Yds	LG	TD	No	Yds	LG	TD	BK	Year	Tm	GP	DT	ST	QS	KD	
2021	CGY	14	7	15	3	18	2	0	1	0	0				1	0	0	0	0	2021	CGY	1	5	0	0	0	0
2022	CGY	18	1	17	3	20	0	0	8	0	0				1	0	0	0	0	2022	CGY	1	3	0	0	0	0
<b>Totals</b>		<b>32</b>	<b>8</b>	<b>32</b>	<b>6</b>	<b>38</b>	<b>2</b>	<b>0</b>	<b>9</b>	<b>0</b>	<b>0</b>	<b>0</b>	<b>0</b>	<b>0</b>	<b>2</b>	<b>0</b>	<b>0</b>	<b>0</b>	<b>0</b>	<b>Totals</b>		<b>2</b>	<b>8</b>	<b>0</b>	<b>0</b>	<b>0</b>	<b>0</b>

**ADJEY, Peter** **2022: Edmonton**  
**Born:** Jun 20/99 **College:** Queen's **Career GP:** 18 **Hgt:** 6.03 **Cdn Draft:** 2022 EDM **Pos:** LS  
**City:** Toronto, ON **All-Star:** None **Career Starts:** 0 **Wgt:** 230 **Rd 3, #28** **CFL Yrs:** 1  
**Career:** Selected in the 2022 CFL Draft by Edmonton. **Status:** N

REGULAR SEASON			DEFENSIVE STATISTICS							INTERCEPTIONS				FUMBLE RETURNS				
Year	Tm	GP	GS	DT	ST	TT	KD	FF	QS	TFL	No	Yds	LG	TD	No	Yds	LG	TD
2022	EDM	18	0	0	3	3	0	0	0	0	0				1	0	0	0

**ALEXANDER, Brandon** **2022: Winnipeg**  
**Born:** Sep 27/93 **College:** Central Florida **Career GP:** 57 **Hgt:** 6.00 **Pos:** DB  
**City:** Orlando, FL **All-Star:** Div: 1 CFL: 1 **Career Starts:** 57 **Wgt:** 180 **CFL Yrs:** 5  
**Career:** Signed as a free agent by WPG on Apr 17/17. Selected as a 2021 Div-CFL All-Star. **Status:** A

REGULAR SEASON			DEFENSIVE STATISTICS							INTERCEPTIONS				FUM RETS			OTK	PLAYOFFS			DEFENCE		GREY CUP						
Year	Tm	GP	GS	DT	ST	TT	KD	FF	TFL	No	Yds	LG	TD	No	Yds	LG	TD	Rec	Year	Tm	GP	DT	ST	Year	Tm	DT	Int	Yds	
2017	WPG	15	15	52	4	56	4	2	1	1	56	56	1	0				2	2017	WPG	1	3	1		2019	WPG	2	1	0
2018	WPG	14	14	36	4	40	4	2	5	3	42	29	0	2	4	4	0	0	2018	WPG	1	4	1		2021	WPG	2	0	
2019	WPG	10	10	38	4	42	4	0	0	0				1	0	0	0	0	2019	WPG	2	7	2		2022	WPG	4	0	
2021	WPG	13	13	36	8	44	3	1	0	2	23	20	0	1	8	8	0	0	2021	WPG	1	4	0		<b>Totals</b>		<b>8</b>	<b>1</b>	<b>0</b>
2022	WPG	5	5	8	0	8	0	1	0	0				1	8	8	0	0	2022	WPG	1	3	0						
<b>Totals</b>		<b>57</b>	<b>57</b>	<b>170</b>	<b>20</b>	<b>190</b>	<b>15</b>	<b>6</b>	<b>6</b>	<b>6</b>	<b>121</b>	<b>56</b>	<b>1</b>	<b>5</b>	<b>20</b>	<b>8</b>	<b>2</b>		<b>Totals</b>		<b>6</b>	<b>21</b>	<b>4</b>						

**ALLEN, A.J.** **2022: Saskatchewan**  
**Born:** Apr 14/98 **College:** Guelph **Career GP:** 12 **Hgt:** 6.01 **Cdn Draft:** 2022 SSK **Pos:** LB  
**City:** Burlington, ON **All-Star:** None **Career Starts:** 0 **Wgt:** 210 **Rd 4, #35** **CFL Yrs:** 1  
**Career:** Selected in the 2022 CFL Draft by Saskatchewan. **Status:** N

REGULAR SEASON			DEFENSIVE STATISTICS							INTERCEPTIONS				FUMBLE RETURNS					
Year	Tm	GP	GS	DT	ST	TT	KD	FF	QS	TFL	No	Yds	LG	TD	No	Yds	LG	TD	BK
2022	SSK	12	0	6	6	12	0	0	0	1	0				0				1 (Pt)

**ALLEN, Dejon** **2022: Toronto**  
**Born:** May 5/94 **College:** Hawaii **Career GP:** 30 **Hgt:** 6.02 **Pos:** OL  
**City:** Compton, CA **All-Star:** Div: 1 CFL: 0 **Career Starts:** 28 **Wgt:** 300 **CFL Yrs:** 2  
**Career:** Signed as a free agent by TOR on Dec 28/20. Selected 2022 East Division All-Star. **Status:** A

**REG SEASON** GP(GS) - TOR 2021: 14(13), 2022: 16(15). Total: 30(28). **PLAYOFFS** GP - TOR 2021: 1(1), 2022: 1(1). **GREY CUP** GP - TOR 2022: 1(1).

**AMOAKO, Daniel** **2022: Calgary**  
**Born:** Dec 22/98 **College:** York **Career GP:** 10 **Hgt:** 5.11 **Cdn Draft:** 2022 CGY **Pos:** DB  
**City:** Ajax, ON **All-Star:** None **Career Starts:** 0 **Wgt:** 181 **Rd 8, #70** **CFL Yrs:** 1  
**Career:** Selected in the 2022 CFL Draft by Saskatchewan. **Status:** N

REGULAR SEASON			DEFENSIVE STATISTICS							INTERCEPTIONS				FUMBLE RETURNS				
Year	Tm	GP	GS	DT	ST	TT	KD	FF	QS	TFL	No	Yds	LG	TD	No	Yds	LG	TD
2022	SSK	10	0	2	4	6	0	0	0	0	0				0			

**AMOS, DaShaun** **2022: Toronto**  
**Born:** Sep 20/94 **College:** East Carolina **Career GP:** 49 **Hgt:** 6.00 **Pos:** DB  
**City:** Midlothian, VA **All-Star:** Div: 1 CFL: 0 **Career Starts:** 47 **Wgt:** 188 **CFL Yrs:** 4  
**Career:** Signed as a free agent by CGY on Oct 3/18. Signed as a free agent by TOR on Feb 8/22. Recorded 2 pass knockdowns in the 109th Grey Cup. **Status:** A

REGULAR SEASON			DEFENSIVE STATISTICS							INTERCEPTIONS				FUM RET		PLAYOFFS			DEFENCE			GREY CUP		DEFENCE				
Year	Tm	GP	GS	DT	ST	TT	KD	FF	QS	TFL	No	Yds	LG	TD	No	Yds	Year	Tm	GP	DT	ST	QS	Year	Tm	DT	KD		
2018	CGY	2	2	10	0	10	1	0	0	0	0				0		2019	CGY	1	1	0	0	2022	TOR	1	1	2	
2019	CGY	17	17	42	1	43	8	0	0	1	5	107	79	1	0		2021	CGY	1	0	0	0						
2021	CGY	13	11	27	5	32	6	1	0	1	0				0		2022	TOR	1	1	0	0						
2022	TOR	17	17	49	2	51	4	0	0	2	4	39	32	0	2	0	<b>Totals</b>		<b>3</b>	<b>2</b>	<b>0</b>	<b>0</b>						
<b>Totals</b>		<b>49</b>	<b>47</b>	<b>128</b>	<b>8</b>	<b>136</b>	<b>19</b>	<b>1</b>	<b>0</b>	<b>4</b>	<b>9</b>	<b>146</b>	<b>79</b>	<b>1</b>	<b>2</b>	<b>0</b>												

**2023 CFL PLAYER PROFILES**

**PART 4 - OTHER CFL PLAYERS**

**ANTIGHA, Tobi** **2022: Edmonton**  
**Born:** Mar 16/93 **College:** Presbyterian College **Career GP:** 66 **Hgt:** 6.03 **Pos:** LB  
**City:** Tampa, FL **All-Star:** None **Career Starts:** 11 **Wgt:** 234 **CFL Yrs:** 5  
**Career:** Signed as a free agent by SSK on Apr 25/17. Signed by TOR on Feb 13/19. Signed by WPG on Feb 12/20. Signed by EDM on Feb 8/22. **Status:** A

REGULAR SEASON			DEFENSIVE STATISTICS							INTERCEPTIONS				FUMBLE RETURNS			PLAYOFFS							
Year	Tm	GP	GS	DT	ST	TT	KD	FF	QS	TFL	No	Yds	LG	TD	No	Yds	LG	TD	Year	Tm	GP	DT	QS	
2017	SSK	17	1	30	6	36	2	0	5	3	0				1	0	0	0	2017	SSK	2	4	1	
2018	SSK	18	1	21	2	23	2	0	2	1	3	70	52	1	3	21	21	0	2018	SSK	1	2	0	
2019	TOR	11	8	20	3	23	1	0	0	0	2	51	45	0	0									
2021	WPG	8	0	3	6	9	0	0	0	0	0													
2022	EDM	12	1	12	6	18	1	1	0	0	1	9	9	0	0									
<b>Totals</b>		<b>66</b>	<b>11</b>	<b>86</b>	<b>23</b>	<b>109</b>	<b>6</b>	<b>1</b>	<b>7</b>	<b>4</b>	<b>6</b>	<b>130</b>	<b>52</b>	<b>1</b>	<b>4</b>	<b>21</b>	<b>21</b>	<b>0</b>	<b>Totals</b>		<b>3</b>	<b>6</b>	<b>1</b>	

**AUCLAIR, Adam** **2022: Ottawa**  
**Born:** Mar 29/96 **College:** Laval **Career GP:** 24 **Hgt:** 6.02 **Cdn Draft:** 2020 OTT **Pos:** LB  
**City:** Saint George, QC **All-Star:** None **Career Starts:** 8 **Wgt:** 223 **Rd 1, #6** **CFL Yrs:** 2  
**Career:** Selected by OTT in the 2020 Canadian Draft. **Status:** N

REGULAR SEASON			DEFENSIVE STATISTICS							INTERCEPTIONS				FUMBLE RETURNS				
Year	Tm	GP	GS	DT	ST	TT	KD	FF	QS	TFL	No	Yds	LG	TD	No	Yds	LG	TD
2021	OTT	12	0	12	8	20	0	1	0	0	0				0			
2022	OTT	12	8	44	8	52	3	0	1	1	0				0			
<b>Totals</b>		<b>24</b>	<b>8</b>	<b>56</b>	<b>16</b>	<b>72</b>	<b>3</b>	<b>1</b>	<b>1</b>	<b>1</b>	<b>0</b>	<b>0</b>	<b>0</b>	<b>0</b>	<b>0</b>	<b>0</b>	<b>0</b>	<b>0</b>

**AWE, Micah** **2022: BC-Mtl**  
**Born:** Jan 4/94 **College:** Texas Tech **Career GP:** 63 **Hgt:** 6.00 **Pos:** LB  
**City:** Lagos, Nigeria **All-Star:** None **Career Starts:** 49 **Wgt:** 216 **CFL Yrs:** 5  
**Career:** Signed by BC on Mar 7/17. Released on Jan 31/18 and signed by NY Jets (NFL) on Feb 1/18. Signed by TOR on Feb 14/19. Signed by OTT on Feb 15/21. Signed by BC on May 21/22. Released on Jun 23/22. Signed by MTL on July 7/22. Signed by CGY on Feb 17/23. **Status:** A

REGULAR SEASON			DEFENSIVE STATISTICS							INTERCEPTIONS				FUMBLE RETURNS				
Year	Tm	GP	GS	DT	ST	TT	KD	FF	QS	TFL	No	Yds	LG	TD	No	Yds	LG	TD
2017	BC	18	9	54	16	70	2	1	0	1	0				0			
2018	BC	7	7	31	3	34	0	0	0	4	0				0			
2019	TOR	10	7	45	6	51	3	1	1	2	1	29	29	0	1	0	0	0
2021	OTT	14	14	74	2	76	0	2	3	4	0				0			
2022	BC	1	0	0	1	1	0	0	0	0	0				0			
	MTL	13	12	47	3	50	1	1	0	2	1	2	2	0	1	68	68	0
<b>Totals</b>		<b>63</b>	<b>49</b>	<b>251</b>	<b>31</b>	<b>282</b>	<b>6</b>	<b>5</b>	<b>4</b>	<b>13</b>	<b>2</b>	<b>31</b>	<b>29</b>	<b>0</b>	<b>2</b>	<b>68</b>	<b>68</b>	<b>0</b>

**BAILEY, Hakeem** **2022: Ottawa**  
**Born:** Mar 29/97 **College:** West Virginia **Career GP:** 6 **Hgt:** 6.00 **Pos:** DB  
**City:** Mableton, GA **All-Star:** None **Career Starts:** 6 **Wgt:** 190 **CFL Yrs:** 1  
**Career:** Signed as a free agent by OTT on May 23/22. **Status:** A

REGULAR SEASON			DEFENSIVE STATISTICS							INTERCEPTIONS				FUMBLE RETURNS				
Year	Tm	GP	GS	DT	ST	TT	KD	FF	QS	TFL	No	Yds	LG	TD	No	Yds	LG	TD
2022	OTT	6	6	13	0	13	1	1	0	2	1	5	5	0	0			

**BALTIMORE, Sherrod** **2022: Ottawa**  
**Born:** Oct 5/92 **College:** Maine **Career GP:** 60 **Hgt:** 5.10 **Pos:** DB  
**City:** Fort Washington, MD **All-Star:** None **Career Starts:** 47 **Wgt:** 177 **CFL Yrs:** 5  
**Career:** Signed as a free agent by OTT on Apr 5/17. **Status:** A

REGULAR SEASON			DEFENSIVE STATISTICS							INTERCEPTIONS				FUMBLE RETS			PLAYOFFS			GREY CUP									
Year	Tm	GP	GS	DT	ST	TT	KD	FF	QS	TFL	No	Yds	LG	TD	FR	Yds	LG	TD	Year	Tm	GP	DT	Int	Yds					
2017	OTT	13	13	47	0	47	3	0	0	0	0				0				2017	OTT	1	2	0						
2018	OTT	13	6	15	1	16	1	0	2	9	9	0	0		0				2018	OTT	1	0	1	22					
2019	OTT	16	10	29	1	30	5	1	0	0				1	0	0													
2021	OTT	5	5	21	0	21	2	0	0	0				0															
2022	OTT	13	13	22	0	22	8	0	0	0				1	2	2													
<b>Totals</b>		<b>60</b>	<b>47</b>	<b>134</b>	<b>2</b>	<b>136</b>	<b>19</b>	<b>1</b>	<b>2</b>	<b>9</b>	<b>9</b>	<b>0</b>	<b>2</b>	<b>2</b>	<b>2</b>	<b>2</b>	<b>2</b>	<b>2</b>	<b>Totals</b>		<b>2</b>	<b>2</b>	<b>1</b>	<b>22</b>	<b>Totals</b>	<b>1</b>	<b>4</b>	<b>1</b>	<b>15</b>

**BANDY, Logan** **2022: Saskatchewan**  
**Born:** May 27/99 **College:** Calgary **Career GP:** 17 **Hgt:** 6.05 **Cdn Draft:** 2021 SSK **Pos:** OL  
**City:** Calgary, AB **All-Star:** None **Career Starts:** 11 **Wgt:** 285 **Rd 5, #38** **CFL Yrs:** 1  
**Career:** Selected in the 2022 CFL Draft by Saskatchewan. **Status:** N

REG SEASON GP (GS) - SSK 2022: 17 (11)

**BANKS, Josh** **2022: BC**  
**Born:** Jun 13/94 **College:** Wake Forest **Career GP:** 30 **Hgt:** 6.04 **Pos:** DL  
**City:** Cary, NC **All-Star:** None **Career Starts:** 30 **Wgt:** 290 **CFL Yrs:** 2  
**Career:** Signed as a free agent by BC on Feb 17/21. **Status:** A

**BANKS, Josh (Cont'd)**

2022: BC

REGULAR SEASON			DEFENSIVE STATISTICS							INTERCEPTIONS				FUMBLE RETURNS				PLAYOFFS				
Year	Tm	GP	GS	DT	ST	TT	KD	FF	QS	TFL	No	Yds	LG	TD	No	Yds	LG	TD	Year	Tm	GP	DT
2021	BC	14	14	15	0	15	0	0	0	2	0				0				2022	BC	2	4
2022	BC	16	16	15	0	15	1	0	0	0	0				0							
<b>Totals</b>		<b>30</b>	<b>30</b>	<b>30</b>	<b>0</b>	<b>30</b>	<b>1</b>	<b>0</b>	<b>0</b>	<b>2</b>	<b>0</b>	<b>0</b>	<b>0</b>	<b>0</b>	<b>0</b>	<b>0</b>	<b>0</b>	<b>0</b>				

**BANKS, Stefen**

2022: Calgary

**Born:** Mar 4/97 **College:** Savannah State **Career GP:** 23 **Hgt:** 6.01 **Pos:** DL  
**City:** Columbus, OH **All-Star:** None **Career Starts:** 7 **Wgt:** 260 **CFL Yrs:** 2  
**Career:** Signed as a free agent by CGY on June 30/21. **Status:** A

REGULAR SEASON			DEFENSIVE STATISTICS							INTERCEPTIONS				FUMBLE RETURNS				
Year	Tm	GP	GS	DT	ST	TT	KD	FF	QS	TFL	No	Yds	LG	TD	No	Yds	LG	TD
2021	CGY	10	6	21	0	21	0	0	4	0	0				1	0	0	0
2022	CGY	13	1	15	3	18	0	1	4	0	0				0			
<b>Totals</b>		<b>23</b>	<b>7</b>	<b>36</b>	<b>3</b>	<b>39</b>	<b>0</b>	<b>1</b>	<b>8</b>	<b>0</b>	<b>0</b>	<b>0</b>	<b>0</b>	<b>0</b>	<b>1</b>	<b>0</b>	<b>0</b>	<b>0</b>

**BARLOW, Brandon**

2022: Toronto

**Born:** Jan 25/98 **College:** Boston College **Career GP:** 10 **Hgt:** 6.04 **Pos:** DL  
**City:** Cohoes, NY **All-Star:** None **Career Starts:** 1 **Wgt:** 260 **CFL Yrs:** 1  
**Career:** Signed as a free agent by TOR on Aug 13/22. **Status:** A

REGULAR SEASON			DEFENSIVE STATISTICS							INTERCEPTIONS				FUMBLE RETURNS				PLAYOFFS		DEFENCE			GREY CUP			
Year	Tm	GP	GS	DT	ST	TT	KD	FF	QS	TFL	No	Yds	LG	TD	No	Yds	LG	TD	Year	Tm	GP	DT	Year	Tm	GP	DT
2022	TOR	10	1	18	1	19	0	0	1	2	0				0				2022	TOR	1	0	2022	TOR	1	2

**BARON, Woody**

2022: BC

**Born:** Aug 8/93 **College:** Virginia Tech **Career GP:** 56 **Hgt:** 6.01 **Pos:** DL  
**City:** Chicago, IL **All-Star:** None **Career Starts:** 52 **Wgt:** 270 **CFL Yrs:** 4  
**Career:** Signed as a free agent by MTL on Apr 25/18. Signed as a free agent by BC on Feb 14/22. **Status:** A

REGULAR SEASON			DEFENSIVE STATISTICS							INTERCEPTIONS				FUMBLE RETURNS				PLAYOFFS			DEFENCE				
Year	Tm	GP	GS	DT	ST	TT	KD	FF	QS	TFL	No	Yds	LG	TD	No	Yds	LG	TD	BK	Year	Tm	GP	DT	ST	QS
2018	MTL	18	18	28	0	28	0	0	4	0	0				0				1 (FGA)	2019	MTL	1	0	0	0
2019	MTL	18	18	27	0	27	1	0	1	2	0				1	0	0	0	0	2021	MTL	1	2	0	0
2021	MTL	14	13	16	0	16	0	1	6	1	0				0				0	2022	BC	2	1	0	0
2022	BC	6	3	7	0	7	1	0	1	1	0				0				0						
<b>Totals</b>		<b>56</b>	<b>52</b>	<b>78</b>	<b>0</b>	<b>78</b>	<b>2</b>	<b>1</b>	<b>12</b>	<b>4</b>	<b>0</b>	<b>0</b>	<b>0</b>	<b>0</b>	<b>1</b>	<b>0</b>	<b>0</b>	<b>0</b>	<b>1</b>	<b>Totals</b>	<b>4</b>	<b>3</b>	<b>0</b>	<b>0</b>	

**BASAMBOMBO, Dan**

2022: Ottawa

**Born:** May 26/97 **College:** Laval **Career GP:** 23 **Hgt:** 6.00 **Cdn Draft:** 2020 OTT **Pos:** LB  
**City:** Congo **All-Star:** None **Career Starts:** 0 **Wgt:** 225 **Rd 2, #19** **CFL Yrs:** 2  
**Career:** Signed as a free agent by CGY on June 30/21. **Status:** N

REGULAR SEASON			DEFENSIVE STATISTICS							INTERCEPTIONS				FUMBLE RETURNS				
Year	Tm	GP	GS	DT	ST	TT	KD	FF	QS	TFL	No	Yds	LG	TD	No	Yds	LG	TD
2021	OTT	5	0	0	0	0	0	0	0	0	0				0			
2022	OTT	18	0	0	6	6	0	0	0	0	0				0			
<b>Totals</b>		<b>23</b>	<b>0</b>	<b>0</b>	<b>6</b>	<b>6</b>	<b>0</b>	<b>0</b>	<b>0</b>	<b>0</b>	<b>0</b>	<b>0</b>	<b>0</b>	<b>0</b>	<b>0</b>	<b>0</b>	<b>0</b>	<b>0</b>

**BEARD, David**

2022: Edm-Ham

**Born:** Feb 23/93 **College:** Alberta **Career GP:** 101 **Hgt:** 6.05 **Cdn Draft:** 2015 EDM **Pos:** OL  
**City:** Sherwood Park, AB **All-Star:** None **Career Starts:** 73 **Wgt:** 320 **Rd 2, #16** **CFL Yrs:** 7  
**Career:** Drafted by EDM in 2015. Traded to HAM on Sep 2/22 along with a cond'l 2023 4th rd pick for OL Jesse Gibbon and a 2023 2nd rd pick. **Status:** N

**REG SEAS** GP - EDM 2015: 9, 2016: 8, 2017: 18 (8), 2018: 18 (18), 2019: 18 (18), 2021: 13 (13), 2022: 10 (10), HAM 2022: 7 (6). TOTAL: 101 (73).  
**PLAYOFFS** GP - EDM 2017: 2, 2019: 2, HAM 2022: 1.

**BEAULIEU, Jordan**

2022: Saskatchewan

**Born:** Sep 27/93 **College:** Western **Career GP:** 45 **Hgt:** 5.11 **Cdn Draft:** 2018 EDM **Pos:** DB  
**City:** Montréal, QC **All-Star:** None **Career Starts:** 1 **Wgt:** 198 **Rd 3, #24** **CFL Yrs:** 4  
**Career:** Selected by Edmonton in the 2018 Canadian Draft. Released by EDM on Jul 29/21. Signed by OTT on Aug 10/21. Released by OTT on Jun 5/22. Signed by SSK on Jul 5/22. **Status:** N

REGULAR SEASON			DEFENSIVE STATISTICS							INTERCEPTIONS				FUMBLE RETURNS				PLAYOFFS		DEFENCE				
Year	Tm	GP	GS	DT	ST	TT	KD	FF	QS	TFL	No	Yds	LG	TD	No	Yds	LG	TD	BK	Year	Tm	GP	DT	ST
2018	EDM	12	0	1	5	6	0	0	0	0	0				0					2019	EDM	1	0	1
2019	EDM	18	1	1	6	7	0	0	0	0	0				0									
2021	OTT	5	0	0	0	0																		
2022	SSK	10	0	4	6	10	0	0	0	1	0				0									
<b>Totals</b>		<b>45</b>	<b>1</b>	<b>6</b>	<b>17</b>	<b>23</b>	<b>0</b>	<b>0</b>	<b>0</b>	<b>1</b>	<b>0</b>	<b>0</b>	<b>0</b>	<b>0</b>	<b>0</b>	<b>0</b>	<b>0</b>	<b>0</b>	<b>0</b>					



**BELL, Bryce** **2022: Calgary**  
**Born:** April 3/98 **College:** Wilfrid Laurier **Career GP:** 31 **Hgt:** 6.04 **Cdn Draft:** 2021 CGY **Pos:** OL  
**City:** Waterloo, ON **All-Star:** None **Career Starts:** 10 **Wgt:** 299 **Rd 2, #11** **CFL Yrs:** 2  
**Career:** Selected by Calgary in the 2021 Canadian Draft. **Status:** N

**REG SEASON** GP - CGY 2021: 13 (3), 2022: 18 (7). Total: 31 (10). **PLAYOFFS** GP - CGY 2021: 1 (0), 2022: 1 (0).

**BENNETT, Mason** **2022: Hamilton**  
**Born:** Nov 12/97 **College:** North Dakota **Career GP:** 29 **Hgt:** 6.04 **Cdn Draft:** 2020 HAM **Pos:** DL  
**City:** Winnipeg, MB **All-Star:** None **Career Starts:** 11 **Wgt:** 262 **Rd 1, #8** **CFL Yrs:** 2  
**Career:** Selected by Hamilton in the 2020 Canadian Draft. **Status:** N

REGULAR SEASON		DEFENSIVE STATISTICS										INTERCEPTIONS				FUMBLE RETURNS				PLAYOFFS			GREY CUP					
Year	Tm	GP	GS	DT	ST	TT	KD	FF	OS	TFL	No	Yds	LG	TD	No	Yds	LG	TD	Year	Tm	GP	DT	ST	Year	Tm	GP	DT	
2021	HAM	12	0	11	1	12	1	0	2	0	0	0	0	0	0	0	0	0	2022	HAM	1	0	1	2021	HAM	1	0	0
2022	HAM	17	11	28	3	31	2	0	5	5	0	0	0	0	0	0	0	0										
<b>Totals</b>		<b>29</b>	<b>11</b>	<b>39</b>	<b>4</b>	<b>43</b>	<b>3</b>	<b>0</b>	<b>7</b>	<b>5</b>	<b>0</b>	<b>0</b>	<b>0</b>	<b>0</b>	<b>0</b>	<b>0</b>	<b>0</b>	<b>0</b>										

**BENSON, Mike** **2022: Winnipeg**  
**Born:** May 13/87 **College:** Acadia **Career GP:** 121 **Hgt:** 5.11 **Cdn Draft:** Not drafted **Pos:** LS  
**City:** Winnipeg, MB **All-Star:** None **Career Starts:** 0 **Wgt:** 220 **(Yr: 2012)** **CFL Yrs:** 9  
**Career:** Signed by EDM on Jun 11/12. Spent '13 on PR. Signed by BC on Aug 31/14. Signed by OTT on Jul 22/19. Signed by WPG on Feb 9/21. **Status:** N

REGULAR SEASON		DEFENSIVE STATISTICS										FUMBLE RETURNS				FUMBLES		PLAYOFFS			GREY CUP							
Year	Tm	GP	GS	DT	ST	TT	KD	FF	OS	TFL	Yds	Int	No	Yds	LG	TD	No	Lst	Year	Tm	GP	ST	Year	Tm	GP	ST		
2012	EDM	3	0	0	1	1	0	0	0	0	0	0	0	0	0	0	0	0	2014	BC	1	0	2021	WPG	1	0		
2014	BC	9	0	0	4	4	0	0	0	0	0	0	0	0	0	0	0	0	2015	BC	1	0	2022	WPG	1	1		
2015	BC	18	0	0	4	4	0	0	0	0	0	0	0	0	0	0	0	0	2016	BC	1	0	<b>Totals</b>			<b>2</b>	<b>1</b>	
2016	BC	18	0	0	4	4	0	0	0	0	0	0	0	0	0	0	0	0	2018	BC	1	0						
2017	BC	18	0	0	1	1	0	0	0	0	0	0	1	6	6	1	0	0	2021	WPG	1	0						
2018	BC	18	0	0	2	2	0	0	0	0	0	0	0	0	0	0	0	0	2022	WPG	1	0						
2019	OTT	5	0	0	0	0	0	0	0	0	0	0	0	0	0	0	0	0	<b>Totals</b>		<b>6</b>	<b>0</b>						
2021	WPG	14	0	0	0	0	0	0	0	0	0	0	0	0	0	0	0	0										
2022	WPG	18	0	0	2	2	0	0	0	0	0	0	0	0	0	0	0	0										
<b>Totals</b>		<b>121</b>	<b>0</b>	<b>0</b>	<b>18</b>	<b>18</b>	<b>0</b>	<b>0</b>	<b>0</b>	<b>0</b>	<b>0</b>	<b>0</b>	<b>1</b>	<b>6</b>	<b>6</b>	<b>1</b>	<b>0</b>	<b>0</b>										

**BETTS, Mathieu** **2022: BC**  
**Born:** Mar 22/95 **College:** Laval **Career GP:** 37 **Hgt:** 6.03 **Cdn Draft:** 2019 EDM **Pos:** DL  
**City:** Montréal, QC **All-Star:** None **Career Starts:** 27 **Wgt:** 250 **Rd 1, #3** **CFL Yrs:** 3  
**Career:** Selected by Edmonton in the 2019 Canadian Draft. Signed by BC as a free agent on Feb. 8/22. Recorded career-high 7 sacks in 2022. **Status:** N

REGULAR SEASON		DEFENSIVE STATISTICS										INTERCEPTIONS				FUMBLE RETURNS				PLAYOFFS			DEFENCE					
Year	Tm	GP	GS	DT	ST	TT	KD	FF	OS	TFL	No	Yds	LG	TD	No	Yds	LG	TD	Year	Tm	GP	DT	ST	OS	KD	FR	Yds	
2019	EDM	6	1	1	0	1	0	1	2	0	0	0	0	0	0	0	0	0	2019	EDM	2	1	0	0	0	0	0	
2021	EDM	13	8	12	0	12	0	0	0	1	0	0	0	0	0	0	0	0	2022	BC	2	7	0	2	2	1	6	
2022	BC	18	18	26	2	28	2	0	7	3	0	0	0	0	0	0	0	0	<b>Totals</b>		<b>4</b>	<b>8</b>	<b>0</b>	<b>2</b>	<b>2</b>	<b>1</b>	<b>6</b>	
<b>Totals</b>		<b>37</b>	<b>27</b>	<b>39</b>	<b>2</b>	<b>41</b>	<b>2</b>	<b>1</b>	<b>9</b>	<b>4</b>	<b>0</b>	<b>0</b>	<b>0</b>	<b>0</b>	<b>0</b>	<b>0</b>	<b>0</b>	<b>0</b>										

**BEVERETTE, Tyrice** **2022: Montréal**  
**Born:** Jan 28/95 **College:** Stony Brook **Career GP:** 40 **Hgt:** 6.00 **Pos:** LB  
**City:** Lakewood, NJ **All-Star:** None **Career Starts:** 15 **Wgt:** 203 **CFL Yrs:** 3  
**Career:** Signed as a free agent by HAM on May 19/19. Signed as a free agent by MTL on Feb 8/22. **Status:** A

REGULAR SEASON		DEFENSIVE STATISTICS										INTERCEPTIONS				FUMBLE RETS				PLAYOFFS			DEFENCE					
Year	Tm	GP	GS	DT	ST	TT	KD	FF	OS	TFL	No	Yds	LG	TD	No	Yds	LG	TD	Year	Tm	GP	DT	ST	OS	FF	Year	Tm	GP
2019	HAM	13	1	9	19	28	0	0	0	0	0	0	0	0	1	0	0	0	2019	HAM	1	0	0	0	0	2019	HM	1
2021	HAM	9	0	7	8	15	1	0	1	1	0	0	0	0	1	0	0	0	2021	HAM	2	0	2	0	0	2021	HM	1
2022	MTL	18	14	56	21	77	4	1	0	3	1	100	100	1	3	8	8	0	2021	MTL	2	6	1	2	2			
<b>Totals</b>		<b>40</b>	<b>15</b>	<b>72</b>	<b>48</b>	<b>120</b>	<b>5</b>	<b>1</b>	<b>1</b>	<b>4</b>	<b>1</b>	<b>100</b>	<b>100</b>	<b>1</b>	<b>5</b>	<b>8</b>	<b>8</b>	<b>0</b>	<b>Totals</b>		<b>5</b>	<b>6</b>	<b>3</b>	<b>2</b>	<b>2</b>			

**BIERRIA, Keishawn** **2022: Ssk-Mtl**  
**Born:** Jul 26/95 **College:** Washington **Career GP:** 18 **Hgt:** 6.01 **Pos:** LB  
**City:** Carson, CA **All-Star:** None **Career Starts:** 13 **Wgt:** 223 **CFL Yrs:** 2  
**Career:** Signed by EDM on Feb 25/21. Released on Feb 8/22. Signed by SSK on Jun 27/22. Released on Jul 30/22. Signed by MTL on Aug 7/22. **Status:** A

REGULAR SEASON		DEFENSIVE STATISTICS										INTERCEPTIONS				FUMBLE RETURNS			
Year	Tm	GP	GS	DT	ST	TT	KD	FF	OS	TFL	No	Yds	LG	TD	No	Yds	LG	TD	
2021	EDM	13	13	50	0	50	1	0	2	1	1	1	0	0	0	0	0	0	
2022	SSK	2	0	0	0	0	0	0	0	0	0	0	0	0	0	0	0	0	
	MTL	3	0	1	3	4	0	0	0	0	0	0	0	0	0	0	0	0	
<b>Totals</b>		<b>18</b>	<b>13</b>	<b>51</b>	<b>3</b>	<b>54</b>	<b>1</b>	<b>0</b>	<b>2</b>	<b>0</b>	<b>1</b>	<b>1</b>	<b>1</b>	<b>0</b>	<b>0</b>	<b>0</b>	<b>0</b>	<b>0</b>	

**BIGHILL, Adam** **2022: Winnipeg**  
**Born:** Oct 16/88 **College:** Central Washington **Career GP:** 164 **Hgt:** 5.10 **Pos:** LB  
**City:** Montesano, WA **All-Star:** Div: 8 CFL: 6 **Career Starts:** 160 **Wgt:** 219 **CFL Yrs:** 10  
**Career:** Signed as a free agent by BC on May 31/11. Signed by New Orleans (NFL) on Jan 4/17 and released May 14/18. Signed as a free agent by WPG on May 19/18. Selected as 2015, 2018, & 2021 CFL Most Outstanding Defensive Player. Named 2022 West Div. All-Star. **Status:** A  
**Notable:** Entering 2023 ranks 7th all-time in Defensive Tackles with 815. One of two players in CFL history with four 100+ Tackle seasons.

REGULAR SEASON			DEFENSIVE STATISTICS							INTERCEPTIONS				FUMBLE RETURNS				PLAYOFFS			GREY CUP								
Year	Tm	GP	GS	DT	ST	TT	KD	FF	OS	TFL	No	Yds	LG	TD	No	Yds	LG	TD	Year	Tm	GP	DT	ST	Year	Tm	DT	ST		
2011	BC	12	0	7	22	29	0	0	0	0	0	0	0	0	1	0	0	0	2011	BC	1	0	0	2011	BC	0	1		
2012	BC	18	18	104	16	120	4	2	9	7	4	19	13	0	1	0	0	0	2012	BC	1	9	2	2019	WPG	4	0		
2013	BC	16	15	92	12	104	5	4	9	4	1	44	44	0	3	90	55	1	2013	BC	1	6	1	2021	WPG	5	0		
2014	BC	17	17	77	12	89	2	2	6	2	1	10	10	0	1	0	0	0	2014	BC	1	6	0	2022	WPG	1	0		
2015	BC	18	17	121	7	128	0	0	4	7	1	14	14	0	1	0	0	0	2015	BC	1	5	1	<b>Totals</b>			<b>10</b>	<b>1</b>	
2016	BC	18	18	108	1	109	4	0	5	1	1	28	28	0	0	0	0	0	2016	BC	2	10	0	2018	WPG	2	6	0	
2018	WPG	18	18	105	1	106	2	4	4	8	2	70	55	1	1	15	15	0	2018	WPG	2	6	0	2019	WPG	2	6	0	
2019	WPG	15	15	61	0	61	2	2	4	2	2	14	12	0	0	0	0	0	2019	WPG	2	8	0	2021	WPG	2	8	0	
2021	WPG	14	14	70	0	70	1	0	2	3	2	8	8	0	2	18	15	1	2021	WPG	2	8	0	2022	WPG	1	4	0	
2022	WPG	18	18	72	0	72	4	0	2	1	1	2	2	0	0	0	0	0	2022	WPG	1	4	0	<b>Totals</b>			<b>14</b>	<b>60</b>	<b>4</b>

**GREY CUP ADD'L** GP - BC 2011: 1 (0), WPG 2019: 1 (1), WPG 2021: 1 (1), WPG 2022: 1 (1). Total: 4 (3). Fumble Returns - WPG 2021: 1 for 6 yds.

**BLADEK, Dariusz** **2022: Toronto**  
**Born:** Apr 1/94 **College:** Bethune-Cookman **Career GP:** 72 **Hgt:** 6.05 **Cdn Draft:** 2017 SSK **Pos:** OL  
**City:** Kissimmee, FL **All-Star:** None **Career Starts:** 49 **Wgt:** 303 **Rd 2, #11** **CFL Yrs:** 5  
**Career:** Selected by Saskatchewan in the 2017 Canadian Draft. Signed as a free agent by TOR on Feb 11/20. **Status:** N

**REG SEAS** GP - SSK 2017: 18 (0), 2018: 16 (14), 2019: 11 (8), TOR 2021: 10 (10), 2022: 17 (17). Total: 72 (49).

**PLAYOFFS** GP - SSK 2017: 2 (0), TOR 2021: 1 (1), 2022: 1 (1). Total: 4 (2).

**GREY CUP** GP - TOR 2022: 1 (1).

**BLAKE, Philip** **2022: Toronto**  
**Born:** Nov 27/85 **College:** Baylor **Career GP:** 96 **Hgt:** 6.03 **Cdn Draft:** 2011 MTL **Pos:** OL  
**City:** Toronto, ON **All-Star:** None **Career Starts:** 95 **Wgt:** 310 **Rd 3, #23** **CFL Yrs:** 7  
**Career:** Selected by Montréal in the 2011 Canadian Draft. Traded by MTL to SSK on Oct 10/18 with Patrick Lavoie for Joshua Stanford and a 2nd round pick. Signed as a free agent by TOR on Feb 11/20. Signed as a free agent by SSK on Feb 14/23. **Status:** N

**REG SEAS** GP - MTL 2015: 18 (18), 2016: 18 (18), 2017: 9 (9), 2018: MTL 12 (12), SSK 3 (3), SSK 2019: 8 (8), TOR 2021: 11 (10). Total: 96 (95).

**PLAYOFFS** GP - SSK 2018: 1, 2019: 1 (1), TOR 2021: 1 (1), 2022: 1 (1). Total: 4 (3).

**GREY CUP** GP - TOR 2022: 1 (1).

**BOATENG, Kwaku** **2022: Ottawa**  
**Born:** Apr 26/95 **College:** Wilfrid Laurier **Career GP:** 64 **Hgt:** 6.02 **Cdn Draft:** 2017 EDM **Pos:** DL  
**City:** Ghana **All-Star:** None **Career Starts:** 46 **Wgt:** 257 **Rd 5, #41** **CFL Yrs:** 5  
**Career:** Selected by Edmonton in the 2017 Canadian Draft. Signed as a free agent by OTT on Feb 8/22. Did not play in 2022 due to injury. **Status:** N

REGULAR SEASON			DEFENSIVE STATISTICS							INTERCEPTIONS				FUMBLE RETURNS				PLAYOFFS						
Year	Tm	GP	GS	DT	ST	TT	KD	FF	OS	TFL	No	Yds	LG	TD	No	Yds	LG	TD	Year	Tm	GP	DT	QS	
2017	EDM	18	1	20	1	21	0	1	4	7	0	0	0	0	0	0	0	0	2017	EDM	2	3	0	
2018	EDM	16	16	27	0	27	2	0	9	8	0	0	0	0	1	0	0	0	2019	EDM	2	3	0	
2019	EDM	18	17	20	0	20	2	0	8	3	0	0	0	0	0	0	0	0	2021	EDM	12	12	0	
2021	EDM	12	12	15	0	15	0	1	4	5	0	0	0	0	0	0	0	0	2022	OTT	0	0	0	
2022	OTT	0	0	0	0	0	0	0	0	0	0	0	0	0	0	0	0	0	<b>Totals</b>			<b>4</b>	<b>6</b>	<b>0</b>

**BOATENG, Matt** **2022: Toronto**  
**Born:** May 23/96 **College:** Fresno State **Career GP:** 25 **Hgt:** 5.11 **Cdn Draft:** 2019 TOR **Pos:** DB  
**City:** Ajax, ON **All-Star:** None **Career Starts:** 5 **Wgt:** 169 **Rd 2, #18** **CFL Yrs:** 3  
**Career:** Selected by Toronto in the 2019 Canadian Draft (Rd 2 Additional Territorial Pick). **Status:** N

**REG SEAS** GP - TOR 2019: 12 (4), 2021: 12 (1), 2022: 1 (0). Total: 25 (5). Defensive Tackles - 2019: 8, 2021: 3. Total: 11. ST Tackles - 2019: 1, 2021: 2. Total: 3.

**BONNER, Tim** **2022: BC-Edm**  
**Born:** Dec 7/95 **College:** Florida Atlantic **Career GP:** 23 **Hgt:** 6.05 **Pos:** DL  
**City:** Demopolis, AL **All-Star:** None **Career Starts:** 21 **Wgt:** 250 **CFL Yrs:** 2  
**Career:** Signed as a free agent by BC on Dec 9/20. Released by BC on Sep 22/22. Signed by EDM on Sep 24/22. **Status:** A

REGULAR SEASON			DEFENSIVE STATISTICS							INTERCEPTIONS				FUMBLE RETURNS				
Year	Tm	GP	GS	DT	ST	TT	KD	FF	OS	TFL	No	Yds	LG	TD	No	Yds	LG	TD
2021	BC	13	11	22	1	23	1	1	5	2	0	0	0	0	0	0	0	0
2022	BC	10	10	5	1	6	1	1	2	0	0	0	0	0	0	0	0	0
	EDM	0	0	0	0	0	0	0	0	0	0	0	0	0	0	0	0	0
<b>Totals</b>		<b>23</b>	<b>21</b>	<b>27</b>	<b>2</b>	<b>29</b>	<b>2</b>	<b>2</b>	<b>7</b>	<b>2</b>	<b>0</b>	<b>0</b>	<b>0</b>	<b>0</b>	<b>0</b>	<b>0</b>	<b>0</b>	<b>0</b>

**BOUKA, Elie** **2022: Calgary**  
**Born:** Aug 15/92 **College:** Calgary **Career GP:** 42 **Hgt:** 6.01 **Cdn Draft:** 2016 SSK **Pos:** DB  
**City:** Laval, QC **All-Star:** None **Career Starts:** 10 **Wgt:** 205 **Rd 3, #24** **CFL Yrs:** 4  
**Career:** Selected by Saskatchewan in the 2016 Canadian Draft. Signed as a free agent by CGY on Feb 10/22. **Status:** N

REGULAR SEASON		DEFENSIVE STATISTICS										INTERCEPTIONS				FUMBLE RETURNS				PLAYOFFS										
Year	Tm	GP	GS	DT	ST	TT	KD	FF	QS	TFL	No	Yds	LG	TD	No	Yds	LG	TD	Year	Tm	GP	GS	DT	ST	FF	FR	Yds	TD		
2017	SSK	4	0	0	3	3	0	0	0	0	0	0	0	0	0	0	0	0	2017	SSK	2	0	0	0	0	0	0	0	0	0
2019	SSK	18	1	5	3	8	2	0	0	0	1	0	0	0	0	0	0	0	2019	SSK	1	0	0	0	0	0	0	0	0	
2021	SSK	6	2	2	2	4	0	1	0	0	2	29	21	0	0	0	0	0	2021	SSK	2	1	2	0	1	1	94	0	0	
2022	CGY	14	7	17	7	24	2	0	0	0	1	62	62	1	1	7	7	0	2022	CGY	1	0	0	1	0	0	0	0	0	
<b>Totals</b>		<b>42</b>	<b>10</b>	<b>24</b>	<b>15</b>	<b>39</b>	<b>4</b>	<b>1</b>	<b>0</b>	<b>0</b>	<b>4</b>	<b>91</b>	<b>62</b>	<b>1</b>	<b>1</b>	<b>7</b>	<b>7</b>	<b>0</b>	<b>Totals</b>		<b>6</b>	<b>1</b>	<b>2</b>	<b>1</b>	<b>1</b>	<b>1</b>	<b>94</b>	<b>0</b>		

**BOURASSA, Louis-Philippe** **2022: Ottawa**  
**Born:** Nov 24/91 **College:** Montréal **Career GP:** 75 **Hgt:** 6.03 **Cdn Draft:** 2017 OTT **Pos:** LS  
**City:** Shawinigan, QC **All-Star:** None **Career Starts:** 0 **Wgt:** 232 **Rd 4, #35** **CFL Yrs:** 5  
**Career:** Selected by Ottawa in the 2017 Canadian Draft. **Status:** N

**REG SEAS** GP - OTT 2017: 16, 2018: 18, 2019: 16, 2021: 7, 2022: 18. Total: 75 (0 starts). **STT** - 2017: 4, 2018: 4, 2019: 3, 2021: 4, 2022: 5. Total: 20.  
**PLAYOFFS** GP - OTT 2017: 1, 2018: 1. **STT** - 2018: 1. **GREY CUP** GP - OTT 2018: 1

**BOYD, Dino** **2022: Ottawa**  
**Born:** Sep 2/96 **College:** Cincinnati **Career GP:** 18 **Hgt:** 6.04 **Pos:** OL  
**City:** Newark, NJ **All-Star:** None **Career Starts:** 18 **Wgt:** 300 **CFL Yrs:** 2  
**Career:** Signed by WPG on Jun 18/21. Released on Jul 27/21. Signed by OTT on Sep 21/21. **Status:** A

**REG SEAS** GP - OTT 2021: 3 (3), 2022: 15 (15). Total: 18 (18).

**BREAUX SR., Delvin** **2022: BC / 2023: Retired**  
**Born:** Oct 25/89 **College:** LSU **Career GP:** 58 **Hgt:** 6.01 **Pos:** DB  
**City:** New Orleans, LA **All-Star:** Div: 3 CFL: 2 **Career Starts:** 58 **Wgt:** 210 **CFL Yrs:** 5  
**Career:** Signed by HAM on May 24/13. Signed by New Orleans (NFL) in Jan 2015. Signed by HAM on Jun 19/18. Retired on March 24/21. Unretired and signed as a free agent by BC on Feb 8/22. Announced retirement again on Nov 16/22. **Status:** A

REGULAR SEASON		DEFENSIVE STATISTICS										INTERCEPTIONS				FUMBLE RETURNS				PLAYOFFS				GREY CUP					
Year	Tm	GP	GS	DT	ST	TT	KD	FF	QS	TFL	No	Yds	LG	TD	No	Yds	LG	TD	Year	Tm	GP	DT	Int	Yds	Year	Tm	GP	Int	
2013	HAM	9	9	29	0	29	5	0	1	2	0	0	0	0	0	0	0	0	2013	HAM	1	2	0	0	2013	HAM	1	0	0
2014	HAM	16	16	33	0	33	5	3	0	0	1	27	27	1	1	0	0	0	2014	HAM	1	3	1	8	2014	HAM	1	1	1
2018	HAM	14	14	24	0	24	2	2	0	1	0	0	0	0	3	52	31	1	2018	HAM	2	1	0	0	2019	HAM	1	0	0
2019	HAM	10	10	26	0	26	4	1	0	2	1	4	4	0	1	21	21	0	2019	HAM	1	3	0	0					
2022	BC	9	9	23	0	23	4	1	0	0	0	0	0	0	0	0	0	0	<b>Totals</b>		<b>5</b>	<b>9</b>	<b>1</b>	<b>8</b>	<b>Totals</b>		<b>3</b>	<b>1</b>	

**BRIGGS, Jesse** **2022: Winnipeg**  
**Born:** Apr 14/90 **College:** McGill **Career GP:** 116 **Hgt:** 6.01 **Cdn Draft:** 2014 WPG **Pos:** LB  
**City:** Kelowna, BC **All-Star:** None **Career Starts:** 11 **Wgt:** 207 **Rd 2, #17** **CFL Yrs:** 8  
**Career:** Selected by Winnipeg in the 2014 Canadian Draft. **Status:** N

REGULAR SEASON		DEFENSIVE STATISTICS										FUMBLE RETURNS				RUSHING			PLAYOFFS				GREY CUP				
Year	Tm	GP	GS	DT	ST	TT	KD	FF	BK	No	Yds	LG	TD	Car	Yds	Avg	Year	Tm	GP	DT	ST	BK	Year	Tm	GP	DT	ST
2014	WPG	18	0	2	11	13	0	0	0	0	0	0	0	0	0	0	2016	WPG	1	0	0	0	2019	WPG	1	1	1
2015	WPG	18	0	4	11	15	0	0	0	1	0	0	0	0	0	0	2017	WPG	1	0	0	0	2021	WPG	1	0	1
2016	WPG	18	0	1	6	7	0	0	0	1	0	0	0	1	2	2.0	2018	WPG	2	0	2	0	2022	WPG	1	0	1
2017	WPG	15	0	8	14	22	0	0	0	0	0	0	0	0	0	0	2019	WPG	2	0	1	0					
2018	WPG	18	0	3	13	16	0	0	0	0	0	0	0	0	0	0	2021	WPG	1	0	1	1					
2019	WPG	4	0	2	1	3	0	0	0	0	0	0	0	0	0	0	2022	WPG	1	0	1	0					
2021	WPG	13	6	24	5	29	0	1	1	2	83	83	1	0	0	0	<b>Totals</b>		<b>8</b>	<b>0</b>	<b>5</b>	<b>1</b>	<b>Totals</b>		<b>3</b>	<b>1</b>	<b>3</b>
2022	WPG	12	5	3	4	7	0	0	0	0	0	0	0	0	0	0											

**BRINGI, Tommy** **2022: Saskatchewan**  
**Born:** Dec 8/99 **College:** Wilfrid Laurier **Career GP:** 12 **Hgt:** 5.11 **Cdn Draft:** 2022 SSK **Pos:** LB  
**City:** London, ON **All-Star:** None **Career Starts:** 0 **Wgt:** 229 **Rd 4, #36** **CFL Yrs:** 1  
**Career:** Selected by Winnipeg in the 2014 Canadian Draft. **Status:** N

REGULAR SEASON		DEFENSIVE STATISTICS										INTERCEPTIONS				FUMBLE RETURNS			
Year	Tm	GP	GS	DT	ST	TT	KD	FF	QS	TFL	No	Yds	LG	TD	No	Yds	LG	TD	
2022	SSK	12	0	1	6	7	0	0	0	0	0	0	0	0	0	0	0	0	

**BROOKS, Cariel** **2022: Hamilton**  
**Born:** Apr 24/91 **College:** Adams State **Career GP:** 70 **Hgt:** 5.10 **Pos:** DB  
**City:** Miami, FL **All-Star:** Div: 2 CFL: 1 **Career Starts:** 69 **Wgt:** 200 **CFL Yrs:** 5  
**Career:** Signed as a free agent by HAM on Aug 7/17. Released by HAM on Feb 10/23. Signed by OTT on Feb 14/23. **Status:** A

**BROOKS, Cariel (Cont'd) 2022: Hamilton**

REGULAR SEASON				DEFENSIVE STATISTICS								INTERCEPTIONS				FUMBLE RETURNS				PLAYOFFS				GREY CUP									
Year	Tm	GP	GS	DT	ST	TT	KD	FF	QS	TFL	No	Yds	LG	TD	No	Yds	LG	TD	Year	Tm	GP	DT	KD	Year	Tm	GP	DT						
2017	HAM	11	10	33	1	34	4	1	0	0	1	0	0	0	0	0	0	0	2018	HAM	2	7	2	2019	HAM	1	0	0	2021	HAM	1	1	3
2018	HAM	18	18	57	0	57	7	3	0	1	4	0	0	0	0	0	0	0	2019	HAM	1	0	0	2021	HAM	2	6	1					
2019	HAM	17	17	57	1	58	7	0	1	1	2	30	29	0	0	0	0	0	2021	HAM	1	3	0	2022	HAM	1	3	0					
2021	HAM	12	12	23	0	23	3	0	1	0	5	15	13	0	0	0	0	0															
2022	HAM	12	12	35	0	35	6	0	0	1	0	0	0	0	0	0	0	0															
<b>Totals</b>		<b>70</b>	<b>69</b>	<b>205</b>	<b>2</b>	<b>207</b>	<b>27</b>	<b>4</b>	<b>2</b>	<b>3</b>	<b>12</b>	<b>45</b>	<b>29</b>	<b>0</b>	<b>0</b>	<b>0</b>	<b>0</b>	<b>0</b>	<b>Totals</b>	<b>6</b>	<b>16</b>	<b>3</b>	<b>Totals</b>	<b>2</b>	<b>9</b>								

**BROWN, Blace 2022: Saskatchewan**

**Born:** May 29/96 **College:** Troy **Career GP:** 16 **Hgt:** 6.00 **Pos:** DB  
**City:** Canton, GA **All-Star:** None **Career Starts:** 14 **Wgt:** 195 **CFL Yrs:** 3  
**Career:** Signed as a free agent by SSK on May 16/19. **Status:** A

REGULAR SEASON				DEFENSIVE STATISTICS								INTERCEPTIONS				FUMBLE RETURNS			
Year	Tm	GP	GS	DT	ST	TT	KD	FF	QS	TFL	No	Yds	LG	TD	No	Yds	LG	TD	BK
2019	SSK	2	1	1	0	1	0	0	0	0	0	0	0	0	0	0	0	0	0
2021	SSK	9	9	21	1	22	1	1	0	1	1	13	13	0	2	8	8	0	0
2022	SSK	5	4	15	1	16	0	0	0	1	1	0	0	0	0	0	0	0	1 (Pt)
<b>Totals</b>		<b>16</b>	<b>14</b>	<b>37</b>	<b>2</b>	<b>39</b>	<b>1</b>	<b>1</b>	<b>0</b>	<b>2</b>	<b>2</b>	<b>13</b>	<b>13</b>	<b>0</b>	<b>2</b>	<b>8</b>	<b>8</b>	<b>0</b>	<b>1</b>

**BROWN, David 2022: Montréal**

**Born:** Jul 11/94 **College:** Western **Career GP:** 33 **Hgt:** 6.05 **Cdn Draft:** 2018 CGY **Pos:** OL  
**City:** London, ON **All-Star:** None **Career Starts:** 9 **Wgt:** 300 **Rd 4, #28** **CFL Yrs:** 3  
**Career:** Selected by Calgary in the 2018 Canadian Draft. Signed as a free agent by MTL on June 9/21. **Status:** N

**REG SEAS** GP - CGY 2019: 5 (0), MTL 2021: 10 (3), 2022: 18 (6). Total: 33 (9). **PLAYOFFS** GP - MTL 2022: 2 (2).

**BROWN, Miles 2022: Saskatchewan**

**Born:** Sep 4/97 **College:** Wofford **Career GP:** 13 **Hgt:** 6.02 **Pos:** DL  
**City:** Cheverly, MD **All-Star:** None **Career Starts:** 7 **Wgt:** 320 **CFL Yrs:** 1  
**Career:** Signed as a free agent by SSK on Feb 25/22. **Status:** A

REGULAR SEASON				DEFENSIVE STATISTICS								INTERCEPTIONS				FUMBLE RETURNS			
Year	Tm	GP	GS	DT	ST	TT	KD	FF	QS	TFL	No	Yds	LG	TD	No	Yds	LG	TD	
2022	SSK	13	7	21	0	21	0	0	2	3	0	0	0	0	2	0	0	0	

**BROXTON, Jarell 2022: BC**

**Born:** Mar 1/93 **College:** Baylor **Career GP:** 4 **Hgt:** 6.05 **Pos:** OL  
**City:** Olney, MD **All-Star:** None **Career Starts:** 4 **Wgt:** 325 **CFL Yrs:** 2  
**Career:** Signed as a free agent by BC on May 11/21. **Status:** A

**REG SEAS** GP - BC 2021: 1 (1), 2022: 3 (3), Total: 4 (4). **PLAYOFFS** GP - BC 2022: 2 (2).

**BRYANT, Stanley 2022: Winnipeg**

**Born:** May 7/86 **College:** East Carolina **Career GP:** 186 **Hgt:** 6.05 **Pos:** OL  
**City:** Goldsboro, NC **All-Star:** Div: 7 CFL: 7 **Career Starts:** 186 **Wgt:** 313 **CFL Yrs:** 12  
**Career:** Signed as a free agent by CGY on Jun 6/10. Signed as a free agent by WPG on Feb 10/15. Leads all active players with 186 career starts. **Status:** A  
**Notable:** Voted the CFL's Most Outstanding O-Lineman in 2017, 2018, 2021, & 2022. Selected CFL and West Div. All-Star 7x (2013-14, 2017-22).

REGULAR SEASON				PLAYOFFS				GREY CUP					
Year	Tm	GP	GS	Year	Tm	GP	GS	Year	Tm	GP	GS		
2010	CGY	3	3	2011	CGY	1	1	2012	CGY	1			
2011	CGY	17	17	2012	CGY	1	1	2019	WPG	2	2		
2012	CGY	13	13	2013	CGY	1	1	2021	WPG	1	1		
2013	CGY	16	16	2014	CGY	1	1	2022	WPG	1	1		
2014	CGY	17	17	2016	WPG	1	1	2019	WPG	1			
2015	WPG	18	18	2017	WPG	1	1	2021	WPG	1			
2022	WPG	17	17	<b>Career Playoffs</b>				12	12	2022	WPG	1	
<b>Career Regular Season</b>								<b>Grey Cup</b>					
								5					

**CADWALLADER, Tanner 2022: Winnipeg**

**Born:** Jun 24/97 **College:** Wilfrid Laurier **Career GP:** 32 **Hgt:** 5.11 **Cdn Draft:** 2020 WPG **Pos:** LB  
**City:** Georgetown, ON **All-Star:** None **Career Starts:** 0 **Wgt:** 215 **Rd 7, #64** **CFL Yrs:** 2  
**Career:** Selected by WPG in the 2020 Canadian Draft. **Status:** N

REGULAR SEASON				DEFENSIVE STATISTICS								INTERCEPTIONS				FUMBLE RETURNS				PLAYOFFS				GREY CUP				
Year	Tm	GP	GS	DT	ST	TT	KD	FF	QS	TFL	No	Yds	LG	TD	No	Yds	LG	TD	Year	Tm	GP	STT	FF	Year	Tm	GP	STT	
2021	WPG	14	0	1	8	9	0	1	0	0	0	0	0	0	0	0	0	0	2021	WPG	1	0	1	2021	WPG	1	1	3
2022	WPG	18	0	1	14	15	0	0	0	0	0	0	0	0	0	0	0	0	2022	WPG	1	0	0	2022	WPG	1	0	0
<b>Totals</b>		<b>32</b>	<b>0</b>	<b>2</b>	<b>22</b>	<b>24</b>	<b>0</b>	<b>1</b>	<b>0</b>	<b>0</b>	<b>0</b>	<b>0</b>	<b>0</b>	<b>0</b>	<b>0</b>	<b>0</b>	<b>0</b>	<b>0</b>	<b>Totals</b>	<b>2</b>	<b>0</b>	<b>1</b>	<b>Totals</b>	<b>2</b>	<b>3</b>			

**CAGE, Isiah** **2022: Toronto**  
**Born:** Aug 26/93 **College:** Wisconsin - Eau Claire **Career GP:** 13 **Hgt:** 6.05 **Pos:** OL  
**City:** Chicago, IL **All-Star:** None **Career Starts:** 13 **Wgt:** 312 **CFL Yrs:** 4  
**Career:** Signed as a free agent by TOR on Aug 22/18. **Status:** A

**REG SEAS** GP - TOR 2018: 4 (4), 2019: 7 (7), 2021: 0 (0), 2022: 2 (2), Total: 13 (13).

**CALLENDER, Nick** **2022: Montréal**  
**Born:** Jun 16/94 **College:** Colorado State **Career GP:** 21 **Hgt:** 6.06 **Pos:** OL  
**City:** Berkeley, CA **All-Star:** None **Career Starts:** 18 **Wgt:** 321 **CFL Yrs:** 2  
**Career:** Signed as a free agent by MTL on Jun 30/22. **Status:** A

**REG SEAS** GP - MTL 2021: 5 (2), 2022: 16 (16). **PLAYOFFS** GP - MTL 2022: 2 (2).

**CALVER, Brandon** **2022: Toronto**  
**Born:** Apr 17/93 **College:** Wilfrid Laurier **Career GP:** 51 **Hgt:** 6.03 **Pos:** LB  
**City:** London, ON **All-Star:** None **Career Starts:** 0 **Wgt:** 220 **CFL Yrs:** 4  
**Career:** Undrafted in 2017. Signed as a free agent by MTL on Jan 22/18. Released by MTL on Aug 5/19 and signed by OTT on Aug 20/19. Released by OTT on Aug 31/19. Signed by WPG on Sep 6/19. Signed by TOR on Aug 10/21. **Status:** N

REGULAR SEASON			DEFENSIVE STATISTICS								INTERCEPTIONS				FUMBLE RETURNS				PLAYOFFS			GREY CUP						
Year	Tm	GP	GS	DT	ST	TT	KD	FF	QS	TFL	No	Yds	LG	TD	No	Yds	LG	TD	Year	Tm	GP	ST	Year	Tm	GP	ST		
2018	MTL	17	0	0	9	9	0	1	0	0	0				0				2019	WPG	1	1	2022	TOR	1	0		
2019	MTL	5	0	0	4	4	0	0	0	0	0				0				2022	TOR	1	0						
	OTT	1	0	0	0	0	0	0	0	0	0				0													
	WPG	5	0	0	0	0	0	0	0	0	0				0													
2021	TOR	6	0	0	0	0	0	0	0	0	0				0													
2022	TOR	17	0	0	6	6	0	0	0	0	0				0													
<b>Totals</b>		<b>51</b>	<b>0</b>	<b>0</b>	<b>19</b>	<b>19</b>	<b>0</b>	<b>1</b>	<b>0</b>	<b>0</b>	<b>0</b>	<b>0</b>	<b>0</b>	<b>0</b>	<b>0</b>	<b>0</b>	<b>0</b>	<b>0</b>	<b>Totals</b>		<b>2</b>	<b>1</b>						

**CAMPBELL, Jamal** **2022: Saskatchewan**  
**Born:** Oct 15/93 **College:** York **Career GP:** 71 **Hgt:** 6.05 **Cdn Draft:** 2016 TOR **Pos:** OL  
**City:** Toronto, ON **All-Star:** None **Career Starts:** 22 **Wgt:** 292 **Rd 3, #22** **CFL Yrs:** 6  
**Career:** Drafted by TOR in 2016. Released on March 14/22 and signed by SSK on March 17/22. Signed as a free agent by CGY on Feb 23/23. **Status:** N

**REG SEAS** GP - TOR 2016: 8 (0), 2017: 15 (0), 2018: 9 (0), 2019: 18 (11), 2021: 9 (9), SSK 2022: 12 (2), Total: 71 (22)

**CARNELL IV, Maurice** **2022: Toronto**  
**Born:** Oct 12/94 **College:** North Alabama **Career GP:** 10 **Hgt:** 5.10 **Pos:** DB  
**City:** San Diego, CA **All-Star:** None **Career Starts:** 8 **Wgt:** 180 **CFL Yrs:** 2  
**Career:** Signed by TOR on Jun 3/18. Released on Jun 9/18. Signed by HAM on Jun 29/21. Released on Jul 19/21. Signed by TOR on Apr 5/22. **Status:** A

REGULAR SEASON			DEFENSIVE STATISTICS								INTERCEPTIONS				FUMBLE RETURNS			
Year	Tm	GP	GS	DT	ST	TT	KD	FF	QS	TFL	No	Yds	LG	TD	No	Yds	LG	TD
2021	HAM	1	0	0	0	0	0	0	0	0	0				0			
2022	TOR	9	8	28	0	28	2	0	1	0	4	76	35	1	0			
<b>Totals</b>		<b>10</b>	<b>8</b>	<b>28</b>	<b>0</b>	<b>28</b>	<b>2</b>	<b>0</b>	<b>1</b>	<b>0</b>	<b>4</b>	<b>76</b>	<b>35</b>	<b>1</b>	<b>0</b>	<b>0</b>	<b>0</b>	<b>0</b>

**CARNEY, Malik** **2022: Hamilton**  
**Born:** Sep 21/95 **College:** Wofford **Career GP:** 21 **Hgt:** 6.03 **Pos:** DL  
**City:** Alexandria, VA **All-Star:** None **Career Starts:** 8 **Wgt:** 245 **CFL Yrs:** 2  
**Career:** Signed as a free agent by HAM on Jan 18/21. **Status:** A

REGULAR SEASON			DEFENSIVE STATISTICS								INTERCEPTIONS				FUMBLE RETURNS				PLAYOFFS				GREY CUP					
Year	Tm	GP	GS	DT	ST	TT	KD	FF	QS	TFL	No	Yds	LG	TD	No	Yds	LG	TD	Year	Tm	GP	DT	QS	Year	Tm	GP	DT	
2021	HAM	4	2	3	1	4	0	0	1	0	0				0				2021	HAM	1	2	1		2021	HAM	1	1
2022	HAM	17	6	26	4	30	1	1	7	1	0			1	22	22	1		2022	HAM	1	1	0					
<b>Totals</b>		<b>21</b>	<b>8</b>	<b>29</b>	<b>5</b>	<b>34</b>	<b>1</b>	<b>1</b>	<b>8</b>	<b>1</b>	<b>0</b>	<b>0</b>	<b>0</b>	<b>1</b>	<b>22</b>	<b>22</b>	<b>1</b>	<b>Totals</b>		<b>2</b>	<b>3</b>	<b>1</b>						

**CARON, Pierre-Luc** **2022: Montréal / 2023: Retired**  
**Born:** Aug 26/93 **College:** Laval **Career GP:** 98 **Hgt:** 6.02 **Cdn Draft:** 2016 CGY **Pos:** LS  
**City:** Laval, QC **All-Star:** None **Career Starts:** 0 **Wgt:** 220 **Rd 5, #42** **CFL Yrs:** 6  
**Career:** Selected by Calgary in the 2016 Canadian Draft. Signed as a free agent by MTL on Feb 10/21. Retired on Feb 10/23. **Status:** N

REGULAR SEASON			DEFENSIVE STATISTICS								FUMBLE RETURNS				FUMBLES		PLAYOFFS				GREY CUP			
Year	Tm	GP	GS	DT	ST	TT	KD	FF	QS	TFL	No	Yds	LG	TD	No	Lst	Year	Tm	GP	ST	Year	Tm	GP	ST
2016	CGY	18	0	1	3	4	0	0	0	0	0				0	0	2016	CGY	1	0	2016	CGY	1	1
2017	CGY	17	0	0	6	6	0	0	0	0	0				0	0	2017	CGY	1	0	2017	CGY	1	0
2018	CGY	18	0	0	3	3	0	0	0	0	0			1	0	2018	CGY	1	0	2018	CGY	1	1	
2019	CGY	18	0	0	3	3	0	0	0	0	0			0	0	2019	CGY	1	0					
2021	MTL	9	0	0	5	5	0	0	0	0	0			0	0	2022	MTL	2	0					
2022	MTL	18	0	0	4	4	0	0	0	0	0			0	0									
<b>Totals</b>		<b>98</b>	<b>0</b>	<b>1</b>	<b>24</b>	<b>25</b>	<b>0</b>	<b>0</b>	<b>0</b>	<b>0</b>	<b>0</b>	<b>0</b>	<b>0</b>	<b>1</b>	<b>0</b>	<b>Totals</b>		<b>6</b>	<b>0</b>	<b>Totals</b>		<b>3</b>	<b>2</b>	



**CARTER, Bryce**

2022: Ottawa

**Born:** Mar 25/98 **College:** James Madison **Career GP:** 7 **Hgt:** 6.01 **Pos:** DL  
**City:** Steelton, PA **All-Star:** None **Career Starts:** 5 **Wgt:** 252 **CFL Yrs:** 1  
**Career:** Signed as a free agent by OTT on May 21/22. **Status:** A

REG SEAS GP - OTT 7 (5). Defensive Tackles: 10. Sacks: 2. Tackles For Loss: 1. Pass Knockdowns: 1.

**CARTER, Duron**

2022: Edmonton

**Born:** Mar 22/91 **College:** Ohio State **Career GP:** 101 **Hgt:** 6.05 **Pos:** DB  
**City:** Ft. Lauderdale, FL **All-Star:** Div: 2 CFL: 2 **Career Starts:** 95 **Wgt:** 205 **CFL Yrs:** 7  
**Career:** Signed as a free agent by MTL on Jun 6/13. Signed with Indianapolis (NFL) in February 2015. Returned to MTL on Jan 25/16. Released by MTL on Oct 17/16. Signed as a free agent by SSK on Jan 26/17. Released by SSK on Aug 12/18 and signed by TOR on Aug 26/18. Signed as a free agent by BC on Feb 13/19. Signed as a free agent by EDM on Feb 15/22 as a defensive back. **Status:** A

REGULAR SEASON		SCORING					RECEIVING										Game Hi:		FUMBLES		PUNT RETURNS					FG MISS RETURNS			
Year	Tm	GP	GS	TD	C-2	Pts	No	Yds	Avg	LG	TD	30	2D	Tar	YAC	Max	100	No	Lost	No	Yds	Avg	LG	TD	No	Yds	LG	TD	
2013	MTL	11	11	5	0	30	49	909	18.6	71	5	12	12	77	355	152	3	1	0	0					1	123	123	1	
2014	MTL	15	15	7	0	42	75	1,030	13.7	64	7	7	23	130	372	181	4	3	3	0					0				
2016	MTL	14	14	6	0	36	61	938	15.4	67	5	12	16	94	277	126	4	1	1	0					0				
2017	SSK	18	18	9	1	56	73	1,043	14.3	88	8	8	20	120	283	231	3	0	0	15	112	7.5	29	0	2	30	17	0	
2018	SSK	7	7	2	0	12	8	111	13.9	41	1	1	3	15	21	59	0	0	0	2	2	1.0	2	0	0				
	TOR	8	6	1	0	6	10	119	11.9	21	1	0	0	24	45	41	0	0	0	12	49	4.1	11	0	3	61	52	0	
2019	BC	18	18	3	1	20	67	614	9.2	32	3	1	19	108	153	90	0	1	1	1	1	1.0	1	0	0				
2022	EDM	10	6	0	0	0	0											1	1	6	38	6.3	13	0	1	2	2	0	
<b>Totals</b>		<b>101</b>	<b>95</b>	<b>33</b>	<b>2</b>	<b>202</b>	<b>343</b>	<b>4,764</b>	<b>13.9</b>	<b>88</b>	<b>30</b>	<b>41</b>	<b>93</b>	<b>568</b>	<b>1506</b>	<b>231</b>	<b>14</b>	<b>7</b>	<b>6</b>	<b>36</b>	<b>202</b>	<b>5.6</b>	<b>29</b>	<b>0</b>	<b>7</b>	<b>216</b>	<b>123</b>	<b>1</b>	

REG SEAS	DEFENCE:	INTERCEPTIONS:	FUMBLE RETS:	RUSHING	KICKOFF RETURNS	PLAYOFFS	RECEIVING															
Year	Tm	DT	ST	KD	No	Yds	LG	TD	No	Yds	LG	TD	Year	Tm	GP	No	Yds	LG	TD			
2013	MTL	0	0	0	0				1	1	1		2013	MTL	1	2	32	29	1			
2014	MTL	1	0	0	0				3	40	28		2014	MTL	1	5	43	16	1			
2016	MTL	0	1	0	0		1	46	46	1	6	43	21	0		2017	SSK	2	11	150	35	1
2017	SSK	9	0	1	1	43	43	1	0	0	5	20	15	0								
2018	SSK	13	0	2	1	28	28	1	0		0			1	0	0	0					
	TOR	1	1	0	0				1	-6	0		3	48	20	0						
2019	BC	4	1	0	0				1	2	2		1	16	16	0						
2022	EDM	16	1	2	1	17	17	0	0		0		4	67	24	0						
<b>Totals</b>		<b>44</b>	<b>4</b>	<b>5</b>	<b>3</b>	<b>88</b>	<b>43</b>	<b>2</b>	<b>1</b>	<b>46</b>	<b>46</b>	<b>1</b>	<b>17</b>	<b>100</b>	<b>28</b>	<b>10</b>	<b>153</b>	<b>24</b>	<b>0</b>			
													<b>Totals</b>		<b>4</b>	<b>18</b>	<b>225</b>	<b>35</b>	<b>3</b>			

**CASSAR, Jack**

2022: Toronto

**Born:** Jan 19/97 **College:** Carleton **Career GP:** 20 **Hgt:** 6.04 **Cdn Draft:** 2020 TOR **Pos:** LB  
**City:** Mississauga, ON **All-Star:** None **Career Starts:** 2 **Wgt:** 240 **Rd 2, #11** **CFL Yrs:** 2  
**Career:** Selected by TOR in the 2020 Canadian Draft. Recorded a team-high 19 Special Teams Tackles in 2022. **Status:** N

REGULAR SEASON	DEFENSIVE STATISTICS	INTERCEPTIONS	FUMBLE RETURNS	PLAYOFFS	GREY CUP																		
Year	Tm	GP	GS	DT	ST	TT	KD	FF	QS	TFL	No	Yds	LG	TD	Year	Tm	GP	ST	Year	Tm	GP	DT	ST
2021	TOR	8	1	2	9	11	0	0	0	0	0				2021	TOR	1	0	2022	TOR	1	3	3
2022	TOR	12	1	11	19	30	0	1	0	0	0				2022	TOR	1	0					
<b>Totals</b>		<b>20</b>	<b>2</b>	<b>13</b>	<b>28</b>	<b>41</b>	<b>0</b>	<b>1</b>	<b>0</b>	<b>0</b>	<b>0</b>	<b>0</b>	<b>0</b>	<b>0</b>	<b>Totals</b>		<b>2</b>	<b>0</b>					

**CERESNA, Jake**

2022: Edmonton

**Born:** Jul 9/94 **College:** Cortland State **Career GP:** 57 **Hgt:** 6.05 **Pos:** DL  
**City:** New Fairfield, CT **All-Star:** Div: 1 CFL: 1 **Career Starts:** 50 **Wgt:** 295 **CFL Yrs:** 4  
**Career:** Signed by OTT on May 6/17. Traded by OTT to EDM on Feb 2/18 for Odell Willis. Spent 2019 with NFL New York Giants. Signed by EDM on Nov 19/19. Selected 2022 CFL and West Div. All-Star. In 2022 ranked 3rd in CFL with 10 sacks, setting a career high. **Status:** A

REGULAR SEASON	DEFENSIVE STATISTICS	INTERCEPTIONS	FUMBLE RETURNS	PLAYOFFS															
Year	Tm	GP	GS	DT	ST	TT	KD	FF	QS	TFL	No	Yds	LG	TD	Year	Tm	GP	DT	QS
2017	OTT	14	13	18	0	18	4	0	2	4	0				2017	OTT	1	0	0
2018	EDM	18	12	31	0	31	0	1	8	2	0								
2021	EDM	13	13	34	0	34	1	0	5	2	0								
2022	EDM	12	12	31	0	31	1	4	10	2	0								
<b>Totals</b>		<b>57</b>	<b>50</b>	<b>114</b>	<b>0</b>	<b>114</b>	<b>6</b>	<b>5</b>	<b>25</b>	<b>10</b>	<b>0</b>	<b>0</b>	<b>0</b>	<b>0</b>	<b>Totals</b>		<b>1</b>	<b>0</b>	<b>0</b>

**CHAGNON, Frederic**

2022: Montréal

**Born:** Nov 20/92 **College:** Montréal **Career GP:** 81 **Hgt:** 6.04 **Cdn Draft:** 2017 BC **Pos:** LB  
**City:** Montréal, QC **All-Star:** None **Career Starts:** 0 **Wgt:** 233 **Rd 3, #24** **CFL Yrs:** 5  
**Career:** Selected by BC in the 2017 Canadian Draft. Signed as a free agent by OTT on July 26/21. Signed as a free agent by MTL on Feb 8/22. **Status:** N

REGULAR SEASON	DEFENSIVE STATISTICS	INTERCEPTIONS	FUMBLE RETURNS	PLAYOFFS														
Year	Tm	GP	GS	DT	ST	TT	KD	FF	QS	TFL	No	Yds	LG	TD	Year	Tm	GP	ST
2017	BC	18	0	0	11	11	0	0	0	0	0				2018	BC	1	0
2018	BC	16	0	0	9	9	0	0	0	0	0				2022	MTL	2	0
2019	BC	17	0	0	6	6	0	0	0	0	0							
2021	OTT	14	0	1	6	7	0	0	0	0	0	1	0	0	1			
2022	MTL	16	0	0	6	6	0	0	0	0	0							
<b>Totals</b>		<b>81</b>	<b>0</b>	<b>1</b>	<b>38</b>	<b>39</b>	<b>0</b>	<b>0</b>	<b>0</b>	<b>0</b>	<b>0</b>	<b>0</b>	<b>0</b>	<b>0</b>	<b>Totals</b>		<b>3</b>	<b>0</b>

**CHERRY, Nathan** **2022: BC**  
**Born:** Aug 19/98 **College:** Saskatchewan **Career GP:** 17 **Hgt:** 6.03 **Cdn Draft:** 2022 BC **Pos:** DL  
**City:** Saskatoon, SK **All-Star:** None **Career Starts:** 7 **Wgt:** 245 **Rd 1, #3** **CFL Yrs:** 1  
**Career:** Selected by BC in the 2022 Canadian Draft. Started 7 games as a rookie and recorded 1st career sack on Aug 26/22 vs SSK. **Status:** N

**REG SEAS** GP - BC 2022: 17 (7). Defensive Tackles: 7. Sacks: 1. Forced Fumbles: 1. **PLAYOFFS** GP - BC 2022: 2 (0).

**CHRISTMAS, DeMarcus** **2022: Saskatchewan**  
**Born:** Jul 4/95 **College:** Florida State **Career GP:** 15 **Hgt:** 6.03 **Pos:** DL  
**City:** Bradenton, FL **All-Star:** None **Career Starts:** 7 **Wgt:** 302 **CFL Yrs:** 1  
**Career:** Signed as a free agent by SSK on May 11/22. Recorded 1st career sack on Jul 24 vs TOR. **Status:** A

**REG SEAS** GP - SSK 2022: 15 (7). Defensive Tackles: 22. Sacks: 1. Pass Knockdowns: 2.

**CHUNGH, Sukh** **2022: BC**  
**Born:** Mar 4/92 **College:** Calgary **Career GP:** 107 **Hgt:** 6.04 **Cdn Draft:** 2015 WPG **Pos:** OL  
**City:** Port Coquitlam, BC **All-Star:** Div: 1 CFL: 0 **Career Starts:** 107 **Wgt:** 315 **Rd 1, #2** **CFL Yrs:** 7  
**Career:** Selected by Winnipeg in the 2015 Canadian Draft. Signed as a free agent by BC on Feb 12/19. **Status:** N

**REG SEASON** GP - WPG 2015: 18 (18), 2016: 16 (16), 2017: 18 (18), 2018: 17 (17), BC 2019: 8 (8), 2021: 14 (14), 2022: 16 (16). Total: 107 (107).

**PLAYOFFS** GP - WPG 2016: 1 (1), 2017: 1 (1), 2018: 2 (2), BC 2022: 2 (2). Total: 6 (6).

**CHURCHILL, Theren** **2022: TOR**  
**Born:** Oct 12/94 **College:** Regina **Career GP:** 21 **Hgt:** 6.06 **Cdn Draft:** 2020 TOR **Pos:** OL  
**City:** Stettler, AB **All-Star:** None **Career Starts:** 2 **Wgt:** 295 **Rd 1, #9** **CFL Yrs:** 2  
**Career:** Selected by Toronto in the 2020 Canadian Draft. Made first career start on Nov 16/21 vs. EDM. **Status:** N

**REG SEASON** GP - TOR 2021: 10 (1), 2022: 11 (1), Total: 21 (2). **PLAYOFFS** GP - TOR 2021: 1 (0).

**CIRACO, Darius** **2022: Ottawa**  
**Born:** Feb 13/96 **College:** Calgary **Career GP:** 62 **Hgt:** 6.04 **Cdn Draft:** 2018 HAM **Pos:** OL  
**City:** Burlington, ON **All-Star:** None **Career Starts:** 62 **Wgt:** 292 **Rd 1, #6** **CFL Yrs:** 4  
**Career:** Selected by Hamilton in the 2018 Canadian Draft. Signed as a free agent by OTT on Feb 8/22. Signed as a free agent by TOR on Feb 14/23. **Status:** N

**REG SEAS** GP - HAM 2018: 18 (18), 2019: 16 (16), 2021: 12 (12), OTT 2022: 16 (16), Total: 62 (62).

**PLAYOFFS** GP - HAM 2018: 2 (2), 2019: 1 (1), 2021: 2 (2). Total: 5 (5). **GREY CUP** GP - HAM 2019: 1 (1), 2021: 1 (1). Total: 2 (2).

**CLARK, Dan** **2022: Saskatchewan**  
**Born:** Jun 1/88 **Juniors:** Regina Thunder Jr. **Career GP:** 131 **Hgt:** 6.02 **Pos:** OL  
**City:** Regina, SK **All-Star:** Div: 1 CFL: 1 **Career Starts:** 100 **Wgt:** 310 **CFL Yrs:** 10  
**Career:** Signed as a free agent by SSK in June 2009 but returned to Juniors in 2010. Made his 100th career start on Oct 29/22 at CGY. **Status:** N

REGULAR SEASON		DEFENCE		RECEIVING								FUMBLES		PLAYOFFS			GREY CUP				
Year	Tm	GP	GS	DT	ST	No	Yds	Avg	LG	TD	Tar	2D	Max	No	Lost	Year	Tm	GP	Year	Tm	GP
2012	SSK	7	0	0	0	0					0	0		0	0	2013	SSK	1	2013	SSK	1
2013	SSK	18	0	2	0	2	20	10.0	12	1	2	1	12	0	0	2017	SSK	2			
2014	SSK	16	10	0	0	1	1	1.0	1	1	1	0	1	0	0	2019	SSK	1			
2015	SSK	14	14	1	0	0					0	0		1	1	2021	SSK	2			
2016	SSK	15	15	1	0	0					0	0		0	0						
2017	SSK	9	9	0	0	0					0	0		1	0						
2018	SSK	15	15	1	0	0					0	0		0	0						
2019	SSK	18	18	0	0	0					0	0		0	0						
2021	SSK	13	13	0	0	0					0	0		0	0						
2022	SSK	6	6	1	0	0					0	0		0	0						
<b>Totals</b>		<b>131</b>	<b>100</b>	<b>6</b>	<b>0</b>	<b>3</b>	<b>21</b>	<b>7.0</b>	<b>12</b>	<b>2</b>	<b>3</b>	<b>1</b>	<b>12</b>	<b>2</b>	<b>1</b>	<b>Totals</b>	<b>6</b>	<b>Totals</b>	<b>1</b>		

**CLARK, Jeremy** **2022: Saskatchewan**  
**Born:** Jun 29/94 **College:** Michigan **Career GP:** 22 **Hgt:** 6.03 **Pos:** DB  
**City:** Madisonville, KY **All-Star:** None **Career Starts:** 22 **Wgt:** 220 **CFL Yrs:** 2  
**Career:** Signed as a free agent by SSK on Dec 21/20. Released and then re-signed on Sept 15/21. **Status:** A

REGULAR SEASON		DEFENSIVE STATISTICS								INTERCEPTIONS				FUMBLE RETURNS				PLAYOFFS						
Year	Tm	GP	GS	DT	ST	TT	KD	FF	QS	TFL	No	Yds	LG	TD	No	Yds	LG	TD	Year	Tm	GP	DT	QS	
2021	SSK	5	5	9	1	10	2	1	0	1	1	69	69	0	0				2021	SSK	2	3	0	
2022	SSK	17	17	30	2	32	3	1	0	1	0				0									
<b>Totals</b>		<b>22</b>	<b>22</b>	<b>39</b>	<b>3</b>	<b>42</b>	<b>5</b>	<b>2</b>	<b>0</b>	<b>2</b>	<b>1</b>	<b>69</b>	<b>69</b>	<b>0</b>	<b>0</b>	<b>0</b>	<b>0</b>	<b>0</b>						

**CLEMENTS, Malik** **2022: Winnipeg**  
**Born:** Oct 4/96 **College:** Cincinnati **Career GP:** 19 **Hgt:** 6.00 **Pos:** LB  
**City:** Danville, VA **All-Star:** None **Career Starts:** 11 **Wgt:** 224 **CFL Yrs:** 2  
**Career:** Signed as a free agent by EDM on Dec 20/19. Released on Feb 17/22. Signed by WPG on March 4/22. **Status:** A

**CLEMENTS, Malik (Cont'd) 2022: Winnipeg**

REGULAR SEASON		DEFENSIVE STATISTICS										INTERCEPTIONS				FUMBLE RETURNS				PLAYOFFS			GREY CUP					
Year	Tm	GP	GS	DT	ST	TT	KD	FF	QS	TFL	No	Yds	LG	TD	No	Yds	LG	TD	Year	Tm	GP	DT	Year	Tm	GP	DT	ST	
2021	EDM	7	2	11	2	13	0	0	0	1	0				0				2022	WPG	1	4	2022	WPG	1	3	1	
2022	WPG	12	9	31	4	35	1	0	1	1	0				0													
<b>Totals</b>		<b>19</b>	<b>11</b>	<b>42</b>	<b>6</b>	<b>48</b>	<b>1</b>	<b>0</b>	<b>1</b>	<b>2</b>	<b>0</b>	<b>0</b>	<b>0</b>	<b>0</b>	<b>0</b>	<b>0</b>	<b>0</b>	<b>0</b>										

**COLE, Brian 2022: Winnipeg**

**Born:** Apr 3/97 **College:** Mississippi State **Career GP:** 11 **Hgt:** 6.02 **Pos:** LB  
**City:** Saginaw, MI **All-Star:** None **Career Starts:** 0 **Wgt:** 205 **CFL Yrs:** 1  
**Career:** Signed by SSK on Feb 2/22. Released on Jun 5/22. Signed by EDM on Jun 28/22. Released on Jul 10/22. Signed by WPG on Jul 13/22. **Status:** A

**REG SEAS** GP - WPG 2022: 11 (0). ST Tackles: 6. Knockdowns: 1. **PLAYOFFS** GP - WPG 2022: 1 (0), ST Tackles: 2. **GREY CUP** GP - WPG 2022: 1 (0), ST TKI: 1.

**COLEMAN, Davon 2022: Ottawa**

**Born:** Jan 11/91 **College:** Arizona State **Career GP:** 77 **Hgt:** 6.02 **Pos:** DL  
**City:** Cleveland, OH **All-Star:** Div: 1 CFL: 1 **Career Starts:** 75 **Wgt:** 282 **CFL Yrs:** 5  
**Career:** Signed as a free agent by HAM on Apr 19/17. Traded to BC on May 25/18 with a 6th rd pick for a 2019 4th rd pick. Traded to TOR on Aug 12/19 with a cond'l pick for DE Shawn Lemon. Signed by OTT on Feb 5/21. Released on Feb 24/23. **Status:** A

REGULAR SEASON		DEFENSIVE STATISTICS										INTERCEPTIONS				FUMBLE RETURNS				PLAYOFFS				
Year	Tm	GP	GS	DT	ST	TT	KD	FF	QS	TFL	No	Yds	LG	TD	No	Yds	LG	TD	BK	Year	Tm	GP	DT	QS
2017	HAM	17	16	41	0	41	2	0	5	3	0				2	10	10	0	0	2018	BC	1	4	1
2018	BC	18	18	56	0	56	5	0	7	4	2	-6	0	0	0				0					
2019	BC	8	7	13	0	13	0	0	2	1	1	21	21	0	1	7	7	0	0					
	TOR	6	6	16	0	16	3	0	2	0	0				0				0					
2021	OTT	14	14	32	0	32	2	0	4	3	0				2	2	2	0	0					
2022	OTT	14	14	16	0	16	1	2	4	1	0				1	7	7	1	1	(FG)				
<b>Totals</b>		<b>77</b>	<b>75</b>	<b>174</b>	<b>0</b>	<b>174</b>	<b>13</b>	<b>2</b>	<b>24</b>	<b>12</b>	<b>3</b>	<b>15</b>	<b>21</b>	<b>0</b>	<b>6</b>	<b>26</b>	<b>10</b>	<b>1</b>	<b>1</b>	<b>Totals</b>	<b>1</b>	<b>4</b>	<b>1</b>	

**COLEMAN III, Douglas 2022: Ottawa**

**Born:** Jun 28/98 **College:** Texas Tech **Career GP:** 5 **Hgt:** 6.01 **Pos:** DB  
**City:** Zachary, LA **All-Star:** None **Career Starts:** 5 **Wgt:** 200 **CFL Yrs:** 1  
**Career:** Signed as a free agent by OTT on Jun 5/22. **Status:** A

**REG SEAS** GP - OTT 2022: 5 (5). Defensive Tackles: 18. Sacks: 1. Knockdowns: 2. Tackles for Loss: 1.

**COLLINS, Jalen 2022: Edmonton**

**Born:** Mar 20/93 **College:** LSU **Career GP:** 11 **Hgt:** 6.01 **Pos:** DB  
**City:** Kansas City, MO **All-Star:** None **Career Starts:** 11 **Wgt:** 200 **CFL Yrs:** 2  
**Career:** Signed by TOR on Sept 30/21. Traded to EDM on Jun 5/22 with OL Martez Ivey for a 6th rd pick in 2023. Released by EDM on Jul 17/22. **Status:** A

REGULAR SEASON		DEFENSIVE STATISTICS										INTERCEPTIONS				FUMBLE RETURNS				PLAYOFFS			
Year	Tm	GP	GS	DT	ST	TT	KD	FF	QS	TFL	No	Yds	LG	TD	No	Yds	LG	TD	Year	Tm	GP	GS	DT
2021	TOR	5	5	12	0	12	4	1	0	0	2	13	13	0	0				2021	TOR	1	1	3
2022	EDM	6	6	12	0	12	0	1	0	0	0				1	14	14	1					
<b>Totals</b>		<b>11</b>	<b>11</b>	<b>24</b>	<b>0</b>	<b>24</b>	<b>4</b>	<b>2</b>	<b>0</b>	<b>0</b>	<b>2</b>	<b>13</b>	<b>13</b>	<b>0</b>	<b>1</b>	<b>14</b>	<b>14</b>	<b>1</b>					

**COOPER, Tyneil 2022: BC**

**Born:** Jan 24/95 **College:** Dixie State University **Career GP:** 8 **Hgt:** 5.08 **Pos:** DB  
**City:** Providence, RI **All-Star:** None **Career Starts:** 6 **Wgt:** 175 **CFL Yrs:** 2  
**Career:** Signed as a free agent by WPG on Apr 18/18. Released by WPG on Aug 23/18. Signed by BC on Apr 6/22. Released by BC on Feb 27/23. **Status:** A

**REG SEAS** GP - WPG 2018: 5 (3), BC 2022: 3 (3). Defensive Tackles - 2018: 13, 2022: 10. Knockdowns - 2022: 1. K/O Returns - 2018: 6 for 134 yds, LG 28.

**COSTIGAN, Thomas 2022: Edm/Mtl**

**Born:** Aug 26/97 **College:** Bryant University **Career GP:** 29 **Hgt:** 6.03 **Pos:** DL  
**City:** Stamford, CT **All-Star:** None **Career Starts:** 15 **Wgt:** 245 **CFL Yrs:** 2  
**Career:** Signed by EDM on Feb 6/20. Traded to MTL with DB Nafees Lyon for DL Avery Ellis and a '23 3rd rd pick. Signed by TOR on Feb 14/23. **Status:** A

REGULAR SEASON		DEFENSIVE STATISTICS										INTERCEPTIONS				FUMBLE RETURNS				PLAYOFFS			
Year	Tm	GP	GS	DT	ST	TT	KD	FF	QS	TFL	No	Yds	LG	TD	No	Yds	LG	TD	Year	Tm	GP	DT	FF
2021	EDM	11	5	24	0	24	2	0	6	4	0				0				2022	MTL	1	0	1
2022	EDM	11	10	14	3	17	0	0	3	1	0				2	0	0	0					
	MTL	7	0	3	1	4	0	2	1	1	0				1	0	0	0					
<b>Totals</b>		<b>29</b>	<b>15</b>	<b>41</b>	<b>4</b>	<b>45</b>	<b>2</b>	<b>2</b>	<b>10</b>	<b>6</b>	<b>0</b>	<b>0</b>	<b>0</b>	<b>0</b>	<b>3</b>	<b>0</b>	<b>0</b>	<b>0</b>					

**COUTURE, Michael 2022: Winnipeg**

**Born:** Feb 7/94 **College:** SFU **Career GP:** 93 **Hgt:** 6.04 **Cdn Draft:** 2016 WPG **Pos:** OL  
**City:** Burnaby, BC **All-Star:** None **Career Starts:** 38 **Wgt:** 307 **Rd 2, #10** **CFL Yrs:** 6  
**Career:** Selected by Winnipeg in the 2016 Canadian Draft. Signed as a free agent by BC on Feb 14/23. **Status:** N

**COUTURE, Michael (Cont'd)**

2022: Winnipeg

REG SEAS GP WPG - 2016: 18 (0), 2017: 18 (0), 2018: 18 (2), 2019: 18 (18), 2021: 14 (14), 2022: 7 (4). Total: 93 (38).

PLAYOFFS GP WPG - 2018: 2 (2), 2021: 1 (1), 2022: 1 (1). Total: 4 (4). GREY CUP GP WPG - 2021: 1 (1), 2022: 1 (1). Total: 2 (2).

**COWAN, Brad**

2022: Calgary

Born: Oct 26/98 College: Wilfrid Laurier Career GP: 23 Hgt: 6.03 Cdn Draft: 2020 OTT Pos: LB  
 City: Ottawa, ON All-Star: None Career Starts: 0 Wgt: 227 Rd 6, #47 CFL Yrs: 2  
 Career: Selected by OTT in the 2020 Canadian Draft. Released by OTT on Sep 25/21. Signed by CGY on Oct 11/21. Status: N

REG SEAS GP OTT - 2021: 3 (0), CGY 2021: 3 (0), 2022: 17 (0), Total: 23 (0). ST Tackles - CGY 2022: 6.

PLAYOFFS GP CGY 2022: 1 (0).

**CRANSTON, Ty**

2022: Ottawa

Born: Jun 17/94 College: Ottawa Career GP: 51 Hgt: 6.03 Cdn Draft: 2017 MTL Pos: DB  
 City: Winnipeg, MB All-Star: None Career Starts: 15 Wgt: 205 Rd 7, #56 CFL Yrs: 4  
 Career: Selected by Montréal in the 2017 Canadian Draft. Signed as a free agent by OTT on Feb 8/22. Status: N

REGULAR SEASON			DEFENSIVE STATISTICS										INTERCEPTIONS				FUMBLE RETURNS				PLAYOFFS		
Year	Tm	GP	GS	DT	ST	TT	KD	FF	QS	TFL	No	Yds	LG	TD	No	Yds	LG	TD	Year	Tm	GP	DT	TFL
2018	MTL	5	0	0	3	3	0	0	0	0	0	0	0	0	1	0	0	0	2021	MTL	1	7	1
2019	MTL	16	2	9	13	22	1	0	0	1	0				1	0	0	0					
2021	MTL	13	13	29	8	37	3	0	0	2	1	0	0	0	1	0	0	0					
2022	OTT	17	0	3	17	20	0	0	0	0	0				0								
<b>Totals</b>		<b>51</b>	<b>15</b>	<b>41</b>	<b>41</b>	<b>82</b>	<b>4</b>	<b>0</b>	<b>0</b>	<b>3</b>	<b>1</b>	<b>0</b>	<b>0</b>	<b>0</b>	<b>3</b>	<b>0</b>	<b>0</b>	<b>0</b>	<b>Totals</b>		<b>1</b>	<b>7</b>	<b>1</b>

**CRAWFORD, Aaron**

2022: Calgary

Born: Sep 23/86 College: St. Mary's Career GP: 129 Hgt: 6.04 Cdn Draft: 2012 TOR Pos: LS  
 City: Medicine Hat, AB All-Star: None Career Starts: 0 Wgt: 274 Rd 6, #40 CFL Yrs: 9  
 Career: Selected by Toronto in the 2012 Canadian Draft. Released by TOR on Jun 20/12. Signed by SSK on Jan 31/13 and released on Jun 17/13. Signed by HAM on Aug 21/13 and released Oct 12/13. Signed as a free agent by HAM on Sep 3/14. Signed as a free agent by CGY on Feb 2/21. Status: N

REGULAR SEASON			DEFENSIVE STATISTICS										FUMBLE RETURNS				FUMBLES		PLAYOFFS			GREY CUP			
Year	Tm	GP	GS	DT	ST	TT	KD	FF	QS	Int	No	Yds	LG	TD	No	Lst	Year	Tm	GP	ST	Year	Tm	GP	ST	
2013	HAM	4	0	0	0	0	0	0	0	0	0	0	0	0	0	0	2014	HAM	1	0		2014	HAM	1	0
2014	HAM	10	0	1	5	6	0	0	0	0	0				0	0	2015	HAM	1	0		2019	HAM	1	0
2015	HAM	18	0	0	7	7	0	0	0	0	0				1	0	2016	HAM	1	0					
2016	HAM	18	0	0	2	2	0	0	0	0	0				0	0	2018	HAM	2	0					
2017	HAM	17	0	0	5	5	0	0	0	0	0				0	0	2019	HAM	1	0					
2018	HAM	13	0	0	0	0	0	0	0	0	0				0	0	2021	CGY	1	1					
2019	HAM	18	0	0	4	4	0	0	0	0	0				0	0	2022	CGY	1	0					
2021	CGY	14	0	0	3	3	0	0	0	0	0				0	0									
2022	CGY	17	0	0	5	5	0	0	0	0	0				0	0									
<b>Totals</b>		<b>129</b>	<b>0</b>	<b>1</b>	<b>31</b>	<b>32</b>	<b>0</b>	<b>0</b>	<b>0</b>	<b>0</b>	<b>0</b>	<b>0</b>	<b>0</b>	<b>0</b>	<b>1</b>	<b>0</b>	<b>Totals</b>		<b>8</b>	<b>1</b>	<b>Totals</b>		<b>2</b>	<b>0</b>	

**CROSS, Nic**

2022: Hamilton

Born: Jun 22/99 College: UBC Career GP: 17 Hgt: 5.10 Cdn Draft: 2021 HAM Pos: LB  
 City: Regina, SK All-Star: None Career Starts: 0 Wgt: 210 Rd 1, #9 CFL Yrs: 2  
 Career: Selected by Hamilton in the 2021 Canadian Draft. In 2021 tied 2nd in the CFL with 18 Special Teams Tackles as a rookie. Status: N

REGULAR SEASON			DEFENSIVE STATISTICS										INTERCEPTIONS				FUMBLE RETURNS				PLAYOFFS			GREY CUP			
Year	Tm	GP	GS	DT	ST	TT	KD	FF	QS	TFL	BK	Int	Yds	No	Yds	LG	TD	Year	Tm	GP	ST	Year	Tm	GP	ST	FF	
2021	HAM	12	0	2	18	20	0	0	0	0	0	0	0	0				2021	HAM	2	1		2021	HAM	1	2	1
2022	HAM	5	0	0	6	6	0	0	0	0	0	0	0	0													
<b>Totals</b>		<b>17</b>	<b>0</b>	<b>2</b>	<b>24</b>	<b>26</b>	<b>0</b>	<b>0</b>	<b>0</b>	<b>0</b>	<b>0</b>	<b>0</b>	<b>0</b>	<b>0</b>	<b>0</b>	<b>0</b>	<b>0</b>	<b>Totals</b>		<b>3</b>	<b>1</b>	<b>Totals</b>		<b>2</b>	<b>1</b>	<b>1</b>	

**DABIRE, Charbel**

2022: Saskatchewan

Born: Jan 15/97 College: Wagner College Career GP: 37 Hgt: 6.01 Cdn Draft: 2019 SSK Pos: DL  
 Country: Burkina Faso All-Star: None Career Starts: 7 Wgt: 300 Rd 5, #44 CFL Yrs: 3  
 Career: Selected by Saskatchewan in the 2019 Canadian Draft. Status: N

REGULAR SEASON			DEFENSIVE STATISTICS										FUMBLE RETURNS				PLAYOFFS				
Year	Tm	GP	GS	DT	ST	TT	KD	FF	QS	TFL	BK	Int	Yds	No	Yds	LG	TD	Year	Tm	GP	DT
2019	SSK	11	1	6	1	7	0	0	1	0	1	0	0	0				2019	SSK	1	1
2021	SSK	11	0	8	0	8	0	0	1	1	0	0	0	0				2021	SSK	2	0
2022	SSK	15	6	10	0	10	0	0	2	1	0	0	0	0							
<b>Totals</b>		<b>37</b>	<b>7</b>	<b>24</b>	<b>1</b>	<b>25</b>	<b>0</b>	<b>0</b>	<b>4</b>	<b>2</b>	<b>1</b>	<b>0</b>	<b>0</b>	<b>0</b>	<b>0</b>	<b>0</b>	<b>0</b>	<b>Totals</b>		<b>3</b>	<b>1</b>

**DALKE, Jayden**

2022: Saskatchewan

Born: Jun 8/96 College: Alberta Career GP: 18 Hgt: 6.01 Cdn Draft: 2022 SSK Pos: DB  
 City: Leduc, AB All-Star: None Career Starts: 3 Wgt: 203 Rd 6, #54 CFL Yrs: 1  
 Career: Selected by Hamilton in the 2021 Canadian Draft. In 2021 tied 2nd in the CFL with 18 Special Teams Tackles as a rookie. Status: N

REG SEAS GP - SSK 2022: 18 (3). Defensive Tackles: 15. Special Teams Tackles: 11. Knockdowns: 2. Tackles for Loss: 3.

**DANDRIDGE, Brandin** **2022: Ottawa**  
**Born:** Aug 19/96 **College:** Missouri Western State **Career GP:** 18 **Hgt:** 5.11 **Pos:** DB  
**City:** Lee's Summit, MO **All-Star:** None **Career Starts:** 17 **Wgt:** 183 **CFL Yrs:** 3  
**Career:** Signed as a free agent by OTT on Aug 20/19. Released on Feb 7/22 to sign with Kansas City (NFL). Re-signed with OTT on Sep 6/22. **Status:** A

REGULAR SEASON				DEFENSIVE STATISTICS								INTERCEPTIONS				FUMBLE RETURNS			
Year	Tm	GP	GS	DT	ST	TT	KD	FF	QS	TFL	No	Yds	LG	TD	No	Yds	LG	TD	
2019	OTT	4	4	12	0	12	2	0	0	0	0	0	0	0	0	0	0	0	
2021	OTT	8	8	11	1	12	1	0	0	0	4	19	19	0	1	0	0	0	
2022	OTT	6	5	14	0	14	3	2	0	0	0	0	0	0	2	51	51	1	
<b>Totals</b>		<b>18</b>	<b>17</b>	<b>37</b>	<b>1</b>	<b>38</b>	<b>6</b>	<b>2</b>	<b>0</b>	<b>0</b>	<b>4</b>	<b>19</b>	<b>19</b>	<b>0</b>	<b>3</b>	<b>51</b>	<b>51</b>	<b>1</b>	

**DANIEL, Robertson** **2022: Toronto**  
**Born:** Oct 2/91 **College:** BYU **Career GP:** 11 **Hgt:** 6.01 **Pos:** DB  
**City:** St. Thomas, VA **All-Star:** None **Career Starts:** 6 **Wgt:** 205 **CFL Yrs:** 3  
**Career:** Signed as a free agent by CGY on May 25/19. Traded to TOR on Jan 30/21 along with Eric Rogers, Cordarro Law, a 6th round pick (CFL Draft), and a 4th round pick (Global Draft) in exchange for a 5th round pick (CFL Draft) and a 3rd round pick (Global Draft). **Status:** A

REGULAR SEASON				DEFENSIVE STATISTICS								INTERCEPTIONS				FUMBLE RETURNS			
Year	Tm	GP	GS	DT	ST	TT	KD	FF	QS	TFL	No	Yds	LG	TD	No	Yds	LG	TD	
2019	CGY	8	3	21	6	27	2	3	7	5	3	21	14	0	1	5	5	0	
2021	TOR	2	2	5	1	6	0	0	0	0	1	40	40	0	0	0	0	0	
2022	TOR	1	1	0	0	0	0	0	0	0	0	0	0	0	0	0	0	0	
<b>Totals</b>		<b>11</b>	<b>6</b>	<b>26</b>	<b>7</b>	<b>33</b>	<b>2</b>	<b>3</b>	<b>7</b>	<b>5</b>	<b>4</b>	<b>40</b>	<b>54</b>	<b>0</b>	<b>1</b>	<b>5</b>	<b>5</b>	<b>0</b>	

**DARBY JR., Alden** **2022: Ham-Wpg**  
**Born:** Jun 22/92 **College:** Arizona State **Career GP:** 66 **Hgt:** 5.11 **Pos:** DB  
**City:** Long Beach, CA **All-Star:** Div: 1 CFL: 0 **Career Starts:** 60 **Wgt:** 194 **CFL Yrs:** 5  
**Career:** Signed as a free agent by TOR on Jul 18/17. Traded to WPG on July 19/21 in exchange for OL Terry Poole. Signed as a free agent by HAM on Feb 10/22. Traded to WPG on Oct 4/22 in exchange for DL Cedric Wilcots II. **Status:** A

REGULAR SEASON				DEFENSIVE STATISTICS								INTERCEPTIONS				FUMBLE RETURNS				PLAYOFFS					
Year	Tm	GP	GS	DT	ST	TT	KD	FF	QS	TFL	No	Yds	LG	TD	No	Yds	LG	TD	Year	Tm	GP	DT	QS	KD	
2017	TOR	8	7	18	0	18	5	0	0	0	1	75	75	1	0	0	0	0	2021	WPG	1	2	1	0	
2018	TOR	18	18	63	0	63	7	0	1	2	2	56	46	1	1	100	100	1	2022	WPG	1	1	1	3	
2019	TOR	17	15	56	2	58	9	0	0	2	5	47	27	0	1	0	0	0	<b>GREY CUP</b>						
2021	WPG	11	11	34	0	34	1	0	0	1	0	0	0	0	0	0	0	0	Year	Tm	GP	DT	KD	INT	Yds
2022	HAM	10	7	23	3	26	2	0	1	2	1	7	7	0	0	0	0	0	2021	WPG	1	6	1	1	4
	WPG	2	2	6	0	6	0	0	0	0	0	0	0	0	0	0	0	0	2022	WPG	1	3	0	0	0
<b>Totals</b>		<b>66</b>	<b>60</b>	<b>200</b>	<b>5</b>	<b>205</b>	<b>24</b>	<b>0</b>	<b>2</b>	<b>7</b>	<b>9</b>	<b>185</b>	<b>75</b>	<b>2</b>	<b>2</b>	<b>100</b>	<b>100</b>	<b>1</b>							

**DAVIS, Ja'Gared** **2022: Toronto**  
**Born:** Sep 11/90 **College:** Southern Methodist **Career GP:** 89 **Hgt:** 6.01 **Pos:** DL  
**City:** Crockett, TX **All-Star:** Div: 2 CFL: 0 **Career Starts:** 82 **Wgt:** 238 **CFL Yrs:** 6  
**Career:** Signed by CGY on May 30/16. Signed by HAM on Feb 13/19. Signed by TOR on Feb 8/22. Signed by HAM on Feb 15/23. Has appeared in 6 consecutive Grey Cups (CGY 2016-2018; HAM 2019 & 2021; and TOR 2022). **Status:** A

REGULAR SEASON				DEFENSIVE STATISTICS								INTERCEPTIONS				FUMBLE RETURNS				PLAYOFFS							
Year	Tm	GP	GS	DT	ST	TT	KD	FF	QS	TFL	No	Yds	LG	TD	No	Yds	LG	TD	Year	Tm	GP	DT	ST	QS	TFL	FF	KD
2016	CGY	18	11	32	3	35	2	3	7	5	1	0	0	0	1	14	14	1	2016	CGY	1	2	1	0	0	0	0
2017	CGY	10	10	32	0	32	0	2	9	1	0	0	0	0	2	1	1	0	2017	CGY	1	3	0	0	0	0	0
2018	CGY	17	17	59	0	59	3	2	7	3	2	35	35	1	3	9	8	0	2018	CGY	1	4	0	2	1	0	0
2019	HAM	17	17	54	1	55	5	3	13	3	0	0	0	0	1	0	0	0	2019	HAM	1	6	0	1	1	0	0
2021	HAM	13	13	39	0	39	2	0	6	4	0	0	0	0	0	0	0	0	2021	HAM	2	6	0	4	1	1	3
2022	TOR	14	14	36	0	36	4	0	7	1	0	0	0	0	0	0	0	0	2022	TOR	1	0	0	0	0	0	0
<b>Totals</b>		<b>89</b>	<b>82</b>	<b>252</b>	<b>4</b>	<b>256</b>	<b>16</b>	<b>10</b>	<b>49</b>	<b>17</b>	<b>3</b>	<b>35</b>	<b>35</b>	<b>1</b>	<b>7</b>	<b>24</b>	<b>14</b>	<b>1</b>	<b>Totals</b>	<b>7</b>	<b>21</b>	<b>1</b>	<b>7</b>	<b>3</b>	<b>1</b>	<b>3</b>	

GREY CUP									
Year	Tm	GP	DT	QS	Yr	Tm	GP	DT	QS
2016	CGY	1	1	1	'19	HAM	1	5	0
2017	CGY	1	1	0	'21	HAM	1	1	1
2018	CGY	1	1	0	'22	TOR	1	1	0
<b>Totals</b>							<b>6</b>	<b>10</b>	<b>2</b>

**DAVIS II, Jamal** **2022: Montréal**  
**Born:** July 9/95 **College:** Akron **Career GP:** 15 **Hgt:** 6.04 **Pos:** DL  
**City:** Canton, OH **All-Star:** None **Career Starts:** 14 **Wgt:** 250 **CFL Yrs:** 2  
**Career:** Signed as a free agent by MTL on Jan 18/21. Released on Jan 24/22 to sign with LA Chargers (NFL). Re-signed by MTL on Sep 16/22. **Status:** A

REGULAR SEASON				DEFENSIVE STATISTICS								FUMBLE RETURNS				PLAYOFFS			
Year	Tm	GP	GS	DT	ST	TT	KD	FF	QS	TFL	Int	No	Yds	LG	TD	Year	Tm	GP	DT
2021	MTL	9	9	17	0	17	1	0	4	1	0	1	19	19	1	2021	MTL	1	1
2022	MTL	6	5	10	0	10	0	1	2	2	0	1	0	0	0	2022	MTL	2	0
<b>Totals</b>		<b>15</b>	<b>14</b>	<b>27</b>	<b>0</b>	<b>27</b>	<b>1</b>	<b>1</b>	<b>6</b>	<b>3</b>	<b>0</b>	<b>2</b>	<b>19</b>	<b>19</b>	<b>1</b>	<b>Totals</b>	<b>3</b>	<b>1</b>	



**2023 CFL PLAYER PROFILES**

**PART 4 - OTHER CFL PLAYERS**

**DAVIS, Patrick** **2022: Montréal**  
**Born:** Jan 22/96 **College:** Syracuse **Career GP:** 18 **Hgt:** 6.05 **Cdn Draft:** 2021 MTL **Pos:** OL  
**City:** Gatineau, QC **All-Star:** None **Career Starts:** 1 **Wgt:** 312 **Rd 4, #28** **CFL Yrs:** 2  
**Career:** Selected by Montréal in the 2021 Canadian Draft. **Status:** N

**REG SEAS** GP - MTL 2021: 5 (1), 2022: 13 (0), Total: 18 (1). **PLAYOFFS** GP - MTL 2022: 2 (0).

**DEAN, Larry** **2022: Saskatchewan**  
**Born:** Aug 7/88 **College:** Valdosta State **Career GP:** 90 **Hgt:** 6.00 **Pos:** LB  
**City:** Tifton, GA **All-Star:** Div: 3 CFL: 0 **Career Starts:** 87 **Wgt:** 226 **CFL Yrs:** 6  
**Career:** Signed as a free agent by HAM on Apr 26/16. Signed by EDM on Feb 12/19. Signed by SSK on Feb 9/21. Missed 2021 season due to injury. **Status:** A

REGULAR SEASON		DEFENSIVE STATISTICS										INTERCEPTIONS				FUMBLE RETURNS				PLAYOFFS					
Year	Tm	GP	GS	DT	ST	TT	KD	FF	QS	TFL	No	Yds	LG	TD	No	Yds	LG	TD	Year	Tm	GP	DT	ST	QS	FF
2016	HAM	18	17	78	1	79	4	2	2	4	1	31	31	0	4	28	28	0	2016	HAM	1	9	1	1	0
2017	HAM	18	18	96	3	99	5	3	3	2	0			1	30	30	0	2018	HAM	2	17	0	0	0	
2018	HAM	18	17	105	1	106	3	0	0	1	2	72	60	1	1	4	4	0	2019	EDM	2	8	2	0	0
2019	EDM	18	17	85	3	88	4	0	1	6	0			0											
2021	SSK	0	0																						
2022	SSK	18	18	101	7	108	3	2	3	4	2	21	16	0	0										
<b>Totals</b>		<b>90</b>	<b>87</b>	<b>465</b>	<b>15</b>	<b>480</b>	<b>19</b>	<b>7</b>	<b>9</b>	<b>17</b>	<b>5</b>	<b>124</b>	<b>60</b>	<b>1</b>	<b>6</b>	<b>62</b>	<b>30</b>	<b>0</b>	<b>Totals</b>		<b>5</b>	<b>34</b>	<b>3</b>	<b>1</b>	<b>0</b>

**DEBAILLIE, Tibo** **2022: BC**  
**Born:** Sep 10/97 **College:** Towson **Career GP:** 21 **Hgt:** 6.02 **Pos:** DL  
**City:** Belgium **All-Star:** None **Career Starts:** 0 **Wgt:** 285 **CFL Yrs:** 2  
**Career:** Selected by EDM in the 2021 Global Draft (Rd 3, Pick 20). Released by EDM on Feb 28/22. Signed by BC on May 3/22. Played all 18 games in 2022. **Status:** G

**REG SEAS** GP - EDM 2021: 3 (0), BC 2022: 18 (0). Def Tkl - 2021: 1, 2022: 20. Sacks - 2022: 3. Fumble Returns - 2022: 1 for 0 yds.  
**PLAYOFFS** GP - BC 2022: 2 (0), DT - 2022: 3.

**DECOUD, Treston** **2022: Edmonton**  
**Born:** Aug 1/93 **College:** Oregon State **Career GP:** 31 **Hgt:** 6.02 **Pos:** DB  
**City:** Covington, LA **All-Star:** None **Career Starts:** 31 **Wgt:** 210 **CFL Yrs:** 2  
**Career:** Signed as a free agent by TOR on Feb 3/21. Released on May 29/22. Signed by EDM on Jun 7/22. Released on Dec 1/22. **Status:** A

REGULAR SEASON		DEFENSIVE STATISTICS										INTERCEPTIONS				FUMBLE RETURNS			
Year	Tm	GP	GS	DT	ST	TT	KD	FF	QS	TFL	No	Yds	LG	TD	No	Yds	LG	TD	
2021	TOR	13	13	25	1	26	4	0	0	0	0			0					
2022	EDM	18	18	41	0	41	3	1	1	2	0			0					
<b>Totals</b>		<b>31</b>	<b>31</b>	<b>66</b>	<b>1</b>	<b>67</b>	<b>7</b>	<b>1</b>	<b>1</b>	<b>2</b>	<b>0</b>	<b>0</b>	<b>0</b>	<b>0</b>	<b>0</b>	<b>0</b>	<b>0</b>	<b>0</b>	

**DENNIS, Derek** **2022: Calgary**  
**Born:** Jul 16/88 **College:** Temple **Career GP:** 86 **Hgt:** 6.02 **Pos:** OL  
**City:** Queen's, NY **All-Star:** Div: 4 CFL: 2 **Career Starts:** 86 **Wgt:** 337 **CFL Yrs:** 6  
**Career:** Signed by CGY on Oct 12/15. Signed by SSK on Feb 15/17. Released by SSK on Feb 13/18 and signed by CGY on Feb 16/18. Signed by EDM on Jan 7/21 but did not play in 2021. Signed by CGY on Jan 12/22. Voted 2016 CFL M/O Offensive Lineman. Selected 2022 CFL All-Star. **Status:** A

**REG SEAS** GP - CGY 2015: 5 (5), 2016: 18 (18), SSK 2017: 15 (15), CGY 2018: 18 (18), 2019: 16 (16), 2022: 14 (14). Total: 86 (86).  
**PLAYOFFS** GP - CGY 2015: 2, 2016: 1, SSK 2017: 2, CGY 2018: 1, 2019: 1. Total: 7. **GREY CUP** GP - CGY 2016: 1, CGY 2018: 1. Total: 2.

**DEQUOY, Marc-Antoine** **2022: Montréal**  
**Born:** Sep 15/94 **College:** Montréal **Career GP:** 25 **Hgt:** 6.03 **Cdn Draft:** 2020 MTL **Pos:** DB  
**City:** Ile Bizard, QC **All-Star:** None **Career Starts:** 18 **Wgt:** 200 **Rd 2, #14** **CFL Yrs:** 2  
**Career:** Selected by Montréal in the 2020 Canadian Draft. Recorded a team-high 4 interceptions in 2022. **Status:** N

REGULAR SEASON		DEFENSIVE STATISTICS										INTERCEPTIONS				FUMBLE RETURNS				PLAYOFFS				
Year	Tm	GP	GS	DT	ST	TT	KD	FF	QS	TFL	No	Yds	LG	TD	No	Yds	LG	TD	Year	Tm	GP	DT	ST	QS
2021	MTL	8	1	1	8	9	2	0	0	0	0			0					2021	MTL	1	1	1	1
2022	MTL	17	17	38	4	42	5	1	0	2	4	71	50	1	2	9	9	0	2022	MTL	2	5	0	0
<b>Totals</b>		<b>25</b>	<b>18</b>	<b>39</b>	<b>12</b>	<b>51</b>	<b>7</b>	<b>1</b>	<b>0</b>	<b>2</b>	<b>4</b>	<b>71</b>	<b>50</b>	<b>1</b>	<b>2</b>	<b>9</b>	<b>9</b>	<b>0</b>	<b>Totals</b>		<b>3</b>	<b>6</b>	<b>1</b>	<b>1</b>

**DESJARDINS, Vincent** **2022: Montréal**  
**Born:** Mar 12/95 **College:** Laval **Career GP:** 24 **Hgt:** 6.01 **Cdn Draft:** 2019 CGY **Pos:** DL  
**City:** Quebec City, QC **All-Star:** None **Career Starts:** 1 **Wgt:** 275 **Rd 2, #17** **CFL Yrs:** 3  
**Career:** Selected by Calgary in the 2019 Canadian Draft. Signed as a free agent by MTL on Feb 11/22. **Status:** N

REGULAR SEASON		DEFENSIVE STATISTICS										INTERCEPTIONS				FUMBLE RETURNS				PLAYOFFS		
Year	Tm	GP	GS	DT	ST	TT	KD	FF	QS	TFL	No	Yds	LG	TD	No	Yds	LG	TD	Year	Tm	GP	
2019	CGY	11	0	0	0	0	0	1	0	0	0			1	0	0	0		2019	CGY	1	
2021	CGY	9	1	3	0	3	0	0	0	0	0			0					2021	CGY	1	
2022	MTL	4	0	1	0	1	0	0	0	1	0			0					2022	MTL	2	
<b>Totals</b>		<b>24</b>	<b>1</b>	<b>4</b>	<b>0</b>	<b>4</b>	<b>0</b>	<b>1</b>	<b>0</b>	<b>1</b>	<b>0</b>	<b>0</b>	<b>0</b>	<b>1</b>	<b>0</b>	<b>0</b>	<b>0</b>	<b>0</b>	<b>Totals</b>		<b>4</b>	

<b>DESJARLAIS, Drew</b>						<b>2021: Winnipeg</b>						
<b>Born:</b>	Apr 24/97	<b>College:</b>	Windsor	<b>Career GP:</b>	32	<b>Hgt:</b>	6.02	<b>Cdn Draft:</b>	2019 WPG	<b>Pos:</b>	OL	
<b>City:</b>	Belle River, ON	<b>All-Star:</b>	Div: 1 CFL: 0	<b>Career Starts:</b>	24	<b>Wgt:</b>	314		Rd 1, #4	<b>CFL Yrs:</b>	2	
<b>Career:</b>	Drafted by WPG in 2019. Selected 2021 West Div. All-Star. Released on Jan 25/22 to sign with New England (NFL). Signed by OTT on Jan 30/23.										<b>Status:</b>	N
<b>REG SEAS</b>	GP WPG - 2019: 18 (10), 2021: 14 (14).			<b>PLAYOFFS</b>	GP WPG - 2019: 2, 2021: 1.			<b>GREY CUP</b>	GP WPG - 2019: 1, 2021: 1.			

<b>DHEILLY, Nicholas</b>						<b>2022: Saskatchewan</b>						
<b>Born:</b>	Oct 21/97	<b>College:</b>	Saskatchewan	<b>Career GP:</b>	12	<b>Hgt:</b>	6.03	<b>Cdn Draft:</b>	2020 WPG	<b>Pos:</b>	DL	
<b>City:</b>	Regina, SK	<b>All-Star:</b>	None	<b>Career Starts:</b>	0	<b>Wgt:</b>	226		Rd 5, #46	<b>CFL Yrs:</b>	2	
<b>Career:</b>	Selected by Winnipeg in the 2020 Canadian Draft. Released by WPG on Nov 1/21. Signed by SSK on Nov 11/21.										<b>Status:</b>	N
<b>REG SEAS</b>	GP WPG - 2021: 4 (0), SSK 2022: 8 (0), Total: 12 (0). ST Tackles - WPG 2021: 1, SSK 2022: 2. Def Tackles: SSK 2022: 1. Tackles for Loss: SSK 2022: 1.											

<b>DIALLO, Mohamed</b>						<b>2022: Hamilton</b>						
<b>Born:</b>	Oct 10/97	<b>College:</b>	Arizona	<b>Career GP:</b>	16	<b>Hgt:</b>	6.05	<b>Cdn Draft:</b>	2021 HAM	<b>Pos:</b>	DL	
<b>City:</b>	Toronto, ON	<b>All-Star:</b>	None	<b>Career Starts:</b>	2	<b>Wgt:</b>	305		Rd 3, #19	<b>CFL Yrs:</b>	1	
<b>Career:</b>	Selected by Hamilton in the 2021 Canadian Draft.										<b>Status:</b>	N
<b>REG SEAS</b>	GP HAM - 2022: 16 (2). Defensive Tackles - 2022: 8. Sacks - 2022: 8.			<b>PLAYOFFS</b>	GP HAM - 2022: 1 (0)							

<b>DOBSON, Liam</b>						<b>2022: Winnipeg</b>						
<b>Born:</b>	Feb 6/98	<b>College:</b>	Texas State	<b>Career GP:</b>	16	<b>Hgt:</b>	6.02	<b>Cdn Draft:</b>	2021 WPG	<b>Pos:</b>	OL	
<b>City:</b>	Ottawa, ON	<b>All-Star:</b>	None	<b>Career Starts:</b>	1	<b>Wgt:</b>	314		Rd 1, #3	<b>CFL Yrs:</b>	1	
<b>Career:</b>	Selected by WPG in the 2021 Canadian Draft. Signed by WPG in 2022 and made 1st career start on Oct 15/22 at BC.										<b>Status:</b>	N
<b>REG SEAS</b>	GP WPG - 2022: 16 (1).			<b>PLAYOFFS</b>	GP WPG - 2022: 1 (0).			<b>GREY CUP</b>	GP WPG - 2022: 1 (0).			

<b>DOLL, Tanner</b>						<b>2022: BC</b>						
<b>Born:</b>	Jun 12/93	<b>College:</b>	Calgary	<b>Career GP:</b>	76	<b>Hgt:</b>	6.00	<b>Cdn Draft:</b>	2015 OTT	<b>Pos:</b>	LS	
<b>City:</b>	St. Albert, AB	<b>All-Star:</b>	None	<b>Career Starts:</b>	0	<b>Wgt:</b>	221		Rd 4, #28	<b>CFL Yrs:</b>	6	
<b>Career:</b>	Selected by Ottawa in the 2015 Canadian Draft. Released by OTT on Jun 10/18 and signed by HAM on Jun 19/18. Released by HAM on Jul 21/18. Signed by EDM on Aug 4/18 but did not play. Signed by BC on Feb 25/19.										<b>Status:</b>	N
<b>REG SEAS</b>	GP - OTT 2016: 8, 2017: 14, HAM 2018: 4, BC 2019: 18, 2021: 14, 2022: 18, Total: 76. ST Tackles - 2019: 4, 2021: 6, 2022: 3, Total: 13. Forced Fumbles - 2016: 1.											
<b>PLAYOFFS</b>	GP - OTT 2016: 1, 2017: 1, BC 2022: 2, Total: 4.											

<b>DOMINIQUE, Jeremie</b>						<b>2022: Edmonton</b>						
<b>Born:</b>	Jul 9/97	<b>College:</b>	Charleston	<b>Career GP:</b>	15	<b>Hgt:</b>	6.01	<b>Cdn Draft:</b>	2022 EDM	<b>Pos:</b>	DB	
<b>City:</b>	Montréal, QC	<b>All-Star:</b>	None	<b>Career Starts:</b>	0	<b>Wgt:</b>	202		Rd 6, #48	<b>CFL Yrs:</b>	1	
<b>Career:</b>	Selected by Edmonton in the 2022 Canadian Draft.										<b>Status:</b>	N
<b>REG SEAS</b>	GP - EDM 2022: 15 (0). Def Tackles: 3. ST Tackles: 6. Forced Fumbles: 2. Fumble Returns: 1 for 0 yds.											

<b>DOZIER, Branden</b>						<b>2022: Calgary</b>						
<b>Born:</b>	Nov 28/93	<b>College:</b>	UNC - Charlotte	<b>Career GP:</b>	72	<b>Hgt:</b>	5'10			<b>Pos:</b>	DB	
<b>City:</b>	Topeka, KS	<b>All-Star:</b>	Div: 1 CFL: 0	<b>Career Starts:</b>	60	<b>Wgt:</b>	204			<b>CFL Yrs:</b>	5	
<b>Career:</b>	Signed as a free agent by MTL on Jan 30/17. Signed as a free agent by BC on Jun 25/19. Signed as a free agent by CGY on Feb 11/20.										<b>Status:</b>	A

REGULAR SEASON		DEFENSIVE STATISTICS										INTERCEPTIONS				FUMBLE RETURNS				PLAYOFFS			DEFENCE	
Year	Tm	GP	GS	DT	ST	TT	KD	FF	QS	TFL	No	Yds	LG	TD	No	Yds	LG	TD	Year	Tm	GP	DT	ST	
2017	MTL	18	11	66	15	81	4	2	2	2	0	0	0	1	20	20	1	0	2021	CGY	1	5	0	
2018	MTL	17	15	84	18	102	4	0	0	0	5	118	63	0	0	0	0	0	2022	CGY	1	5	0	
2019	BC	16	16	70	7	77	3	1	0	1	1	16	16	0	0	0	0	0	<b>Totals</b>		<b>2</b>	<b>10</b>	<b>0</b>	
2021	CGY	14	13	49	17	66	2	0	1	1	1	20	20	0	0	0	0	0						
2022	CGY	7	5	20	7	27	2	0	0	1	1	21	21	0	0	0	0	0						
<b>Totals</b>		<b>72</b>	<b>60</b>	<b>289</b>	<b>64</b>	<b>353</b>	<b>15</b>	<b>3</b>	<b>3</b>	<b>5</b>	<b>8</b>	<b>175</b>	<b>63</b>	<b>0</b>	<b>1</b>	<b>20</b>	<b>20</b>	<b>1</b>						

<b>DUBUISSON, Mike</b>						<b>2022: Edmonton</b>						
<b>Born:</b>	Sep 30/91	<b>College:</b>	Windsor	<b>Career GP:</b>	71	<b>Hgt:</b>	6.03	<b>Cdn Draft:</b>	2014 EDM	<b>Pos:</b>	DB	
<b>City:</b>	Montréal, QC	<b>All-Star:</b>	None	<b>Career Starts:</b>	1	<b>Wgt:</b>	220		Supplemental	<b>CFL Yrs:</b>	5	
<b>Career:</b>	Selected by Edmonton in the 2014 Canadian Draft (Supplemental pick in exchange for 2015 5th round pick). Released by EDM on May 8/17. Signed by SSK on Jun 1/17. Signed as a free agent by BC on Feb 16/18. Released on Jun 1/18. Signed by EDM on Jan 3/22.										<b>Status:</b>	N

REGULAR SEASON		DEFENSIVE STATISTICS										INTERCEPTIONS				FUMBLE RETURNS				PLAYOFFS			GREY CUP						
Year	Tm	GP	GS	DT	ST	TT	KD	FF	QS	TFL	No	Yds	LG	TD	No	Yds	LG	TD	Year	Tm	GP	DT	ST	Year	Tm	GP	DT	ST	
2014	EDM	18	0	2	4	6	0	0	0	0	1	22	22	0	0	0	0	0	2014	EDM	2	0	0	2015	EDM	1	0	0	
2015	EDM	18	1	0	7	7	0	1	0	0	0	0	0	0	0	0	0	0	2015	EDM	1	0	0	2016	EDM	2	0	0	
2016	EDM	17	0	2	3	5	1	0	0	0	0	0	0	0	0	0	0	0	<b>Totals</b>		<b>5</b>	<b>0</b>	<b>0</b>	<b>Totals</b>		<b>1</b>	<b>0</b>	<b>0</b>	
2017	SSK	2	0	4	1	5	0	0	0	0	0	0	0	0	0	0	0	0											
2022	EDM	16	0	3	6	9	0	0	0	0	0	0	0	1	0	0	0	0											
<b>Totals</b>		<b>71</b>	<b>1</b>	<b>11</b>	<b>21</b>	<b>32</b>	<b>1</b>	<b>1</b>	<b>0</b>	<b>0</b>	<b>1</b>	<b>22</b>	<b>22</b>	<b>0</b>	<b>1</b>	<b>0</b>	<b>0</b>	<b>0</b>											

**DURDEN, Kenneth** **2022: Montréal**  
**Born:** May 16/92 **College:** Youngstown State **Career GP:** 7 **Hgt:** 6.01 **Pos:** DB  
**City:** Valdosta, GA **All-Star:** None **Career Starts:** 4 **Wgt:** 180 **CFL Yrs:** 1  
**Career:** Signed as a free agent by MTL on Mar 8/22. **Status:** A

**REG SEAS** GP - MTL 2022: 7 (4). Defensive Tackles: 18. Tackles for Loss: 1. **PLAYOFFS** GP - MTL 2022: 2 (0).

**EALY, Kony** **2022: Edmonton**  
**Born:** Dec 21/91 **College:** Missouri **Career GP:** 14 **Hgt:** 6.04 **Pos:** DL  
**City:** New Madrid, MO **All-Star:** None **Career Starts:** 5 **Wgt:** 275 **CFL Yrs:** 2  
**Career:** Signed as a free agent by TOR on Feb 22/21. Released on Jun 5/22. Signed by EDM on Jul 21/22. **Status:** A

REGULAR SEASON		DEFENSIVE STATISTICS										INTERCEPTIONS				FUMBLE RETURNS				PLAYOFFS				
Year	Tm	GP	GS	DT	ST	TT	KD	FF	QS	TFL	No	Yds	LG	TD	No	Yds	LG	TD	Year	Tm	GP	DT	QS	
2021	TOR	4	4	4	0	4	2	0	1	1	0				0				2021	TOR	1	3	2	
2022	EDM	10	1	8	0	8	0	0	2	0	0				0									
<b>Totals</b>		<b>14</b>	<b>5</b>	<b>12</b>	<b>0</b>	<b>12</b>	<b>2</b>	<b>0</b>	<b>3</b>	<b>1</b>	<b>0</b>	<b>0</b>	<b>0</b>	<b>0</b>	<b>0</b>	<b>0</b>	<b>0</b>	<b>0</b>						

**EDEM, Mike** **2022: Saskatchewan**  
**Born:** Jul 11/89 **College:** Calgary **Career GP:** 133 **Hgt:** 6.01 **Cdn Draft:** 2013 MTL **Pos:** DB  
**City:** Lagos, Nigeria **All-Star:** Div: 2 CFL: 0 **Career Starts:** 99 **Wgt:** 196 **Rd 1, #3** **CFL Yrs:** 9  
**Career:** Selected by Montreal in the 2013 Draft. Signed by BC on Feb 11/16. Traded by BC to SSK on May 11/17 for future considerations. **Status:** N

REGULAR SEASON		DEFENSIVE STATISTICS										INTERCEPTIONS				FUMBLE RETURNS				PLAYOFFS					
Year	Tm	GP	GS	DT	ST	TT	KD	FF	QS	TFL	No	Yds	LG	TD	No	Yds	LG	TD	Year	Tm	GP	DT	ST	FF	QS
2013	MTL	18	15	49	9	58	3	3	5	2	3	42	38	0	4	0	0	0	2013	MTL	1	0	0	0	0
2014	MTL	17	1	5	13	18	0	0	0	0	1	16	16	0	0				2014	MTL	2	4	0	0	0
2015	HAM	8	0	0	4	4	0	0	0	0	0				0				2015	HAM	2	0	1	0	0
2016	BC	17	17	37	0	37	7	0	0	0	2	25	13	0	0				2016	BC	2	6	1	1	0
2017	SSK	15	8	20	11	31	0	1	0	0	0				2	10	10	0	2017	SSK	2	2	3	0	0
2018	SSK	18	18	61	10	71	2	0	0	2	2	0	0	0	1	0	0	0	2018	SSK	1	2	0	0	1
2019	SSK	18	18	68	7	75	4	1	3	5	0				0				2019	SSK	1	1	0	0	0
2021	SSK	5	5	11	0	11	0	1	0	0	0				0										
2022	SSK	17	17	57	0	57	3	0	2	2	1	0	0	0	0										
<b>Totals</b>		<b>133</b>	<b>99</b>	<b>308</b>	<b>54</b>	<b>362</b>	<b>19</b>	<b>6</b>	<b>10</b>	<b>11</b>	<b>9</b>	<b>83</b>	<b>67</b>	<b>0</b>	<b>7</b>	<b>10</b>	<b>10</b>	<b>0</b>	<b>Totals</b>		<b>11</b>	<b>15</b>	<b>5</b>	<b>1</b>	<b>1</b>

**EDWARDS, Chris** **2022: Toronto**  
**Born:** Dec 23/92 **College:** Idaho **Career GP:** 80 **Hgt:** 6.02 **Pos:** DB  
**City:** Detroit, MI **All-Star:** Div: 1 CFL: 1 **Career Starts:** 66 **Wgt:** 217 **CFL Yrs:** 5  
**Career:** Signed as a free agent by EDM on May 11/17. Signed by BC on Feb 12/19. Signed by TOR on June 2/21. Signed by HAM on Feb 17/22. **Status:** A

REGULAR SEASON		DEFENSIVE STATISTICS										INTERCEPTIONS				KICKOFF RETURNS				PUNT RETURNS				FGM RETS					
Year	Tm	GP	GS	DT	ST	TT	KD	FF	QS	TFL	No	Yds	LG	TD	FR	Yds	No	Yds	Avg	LG	TD	No	Yds	Avg	LG	TD	No	Yds	LG
2017	EDM	17	4	16	4	20	3	0	0	0	1	73	73	1	0	0	38	926	24.4	87	0	15	155	10.3	51	0	0	0	
2018	EDM	18	18	46	4	50	1	2	0	2	2	6	5	0	0	0	3	48	16.0	23	0	2	10	5.0	9	0	0	0	
2019	BC	18	18	50	0	50	4	2	1	6	1	18	18	0	0	0	2	44	22.0	24	0	0							
2021	TOR	14	13	37	1	38	5	0	3	3	3	162	82	2	0	0	2	18	9.0	18	0	0				2	24	13	
2022	TOR	13	13	36	1	37	3	1	0	3	2	129	89	2	1	9	0				0								
<b>Totals</b>		<b>80</b>	<b>66</b>	<b>185</b>	<b>10</b>	<b>195</b>	<b>16</b>	<b>5</b>	<b>4</b>	<b>14</b>	<b>9</b>	<b>388</b>	<b>89</b>	<b>5</b>	<b>1</b>	<b>9</b>	<b>45</b>	<b>1036</b>	<b>23.0</b>	<b>87</b>	<b>0</b>	<b>17</b>	<b>165</b>	<b>9.7</b>	<b>51</b>	<b>0</b>	<b>2</b>	<b>24</b>	<b>13</b>

**PLAYOFFS** GP - EDM 2017: 2 (0), TOR 2021: 1 (1), 2022: 1 (1). Def Tackles - 2021: 6, 2022: 2. Sacks - 2022: 1. Fumble Returns - 2021: 1 for 18 yds. Punt Ret: 1 for 9 yds

**GREY CUP** GP - TOR 2022: 1 (1). Def Tackles - 2022: 2. Sacks - 2022: 1. Knockdowns - 2022: 1.

**EDWARDS-COOPER, Jalon** **2022: BC**  
**Born:** Feb 18/97 **College:** Texas A&M-Commerce **Career GP:** 16 **Hgt:** 5.11 **Pos:** DB  
**City:** Spring, TX **All-Star:** None **Career Starts:** 16 **Wgt:** 175 **CFL Yrs:** 2  
**Career:** Signed as a free agent by BC on June 14/21. **Status:** A

REGULAR SEASON		DEFENSIVE STATISTICS										INTERCEPTIONS				FUMBLE RETURNS				PLAYOFFS				
Year	Tm	GP	GS	DT	ST	TT	KD	FF	QS	TFL	No	Yds	LG	TD	No	Yds	LG	TD	Year	Tm	GP	DT	ST	
2021	BC	9	9	29	0	29	5	0	0	1	2	0	0	0	0				2022	BC	2	3	0	
2022	BC	7	7	14	0	14	2	0	0	1	0				0									
<b>Totals</b>		<b>16</b>	<b>16</b>	<b>43</b>	<b>0</b>	<b>43</b>	<b>7</b>	<b>0</b>	<b>0</b>	<b>2</b>	<b>2</b>	<b>0</b>	<b>0</b>	<b>0</b>	<b>0</b>	<b>0</b>	<b>0</b>	<b>0</b>						

**ELI, Asotui** **2021: Winnipeg**  
**Born:** Jan 31/96 **College:** University of Hawaii **Career GP:** 19 **Hgt:** 6.04 **Cdn Draft:** 2019 WPG **Pos:** OL  
**City:** Richmond, BC **All-Star:** None **Career Starts:** 4 **Wgt:** 307 **Rd 4, #34** **CFL Yrs:** 2  
**Career:** Selected by Winnipeg in the 2019 Canadian Draft. Did not play in 2022. Re-signed by WPG on Jan 18/23. **Status:** N

**REG SEAS** GP WPG - 2019: 5 (0), 2021: 14 (4). Total: 19 (4). **PLAYOFFS** GP WPG - 2019: 2 (0), 2021: 1 (0). **GREY CUP** GP WPG - 2019: 1 (0).

**ELAM, Matt** **2022: Edmonton**  
**Born:** Sep 21/91 **College:** Florida **Career GP:** 12 **Hgt:** 5.10 **Pos:** DB  
**City:** Palm Beach Gardens, FL **All-Star:** None **Career Starts:** 5 **Wgt:** 208 **CFL Yrs:** 2  
**Career:** Signed as a free agent by SSK on Jul 2/18. Released on May 24/19. Signed by EDM on Jan 27/22. Released on Jun 27/22. **Status:** A

**ELAM, Matt (Cont'd)**

2022: Edmonton

REGULAR SEASON			DEFENSIVE STATISTICS							INTERCEPTIONS				FUMBLE RETURNS				
Year	Tm	GP	GS	DT	ST	TT	KD	FF	QS	TFL	No	Yds	LG	TD	No	Yds	LG	TD
2018	SSK	9	2	31	0	31	0	0	3	4	1	53	53	0	0			
2022	EDM	3	3	10	0	10	0	0	0	0	0				0			
<b>Totals</b>		<b>12</b>	<b>5</b>	<b>41</b>	<b>0</b>	<b>41</b>	<b>0</b>	<b>0</b>	<b>3</b>	<b>4</b>	<b>1</b>	<b>53</b>	<b>53</b>	<b>0</b>	<b>0</b>	<b>0</b>	<b>0</b>	<b>0</b>

**ELLIOTT, Javien**

2022: Calgary

**Born:** Jul 18/93 **College:** Florida State **Career GP:** 5 **Hgt:** 5.10 **Pos:** DB  
**City:** Panama City, FL **All-Star:** None **Career Starts:** 5 **Wgt:** 185 **CFL Yrs:** 2  
**Career:** Signed as a free agent by CGY on Sep 20/21. Signed as a free agent by HAM on Feb 14/23. **Status:** A

**REG SEAS** GP CGY 2021: 1 (1), 2022: 4 (4). Def TKL - 2021: 4, 2022: 8. KDs - 2021: 1. Fumble Returns - 2021: 1 for 23 yds. **PLAYOFFS** GP - CGY 2022: 1 (1), Def TKL: 2.

**ELLIS, Avery**

2022: Mtl-Edm

**Born:** Oct 3/94 **College:** Temple **Career GP:** 73 **Hgt:** 6.02 **Pos:** DL  
**City:** Newark, NJ **All-Star:** None **Career Starts:** 65 **Wgt:** 250 **CFL Yrs:** 5  
**Career:** Signed by OTT on May 8/17. Signed as a free agent by MTL on Feb 8/22. Traded by MTL to EDM on Aug 31/22 with a 2023 3rd round draft pick for DL Thomas Costigan and DB Nafees Lyon. **Status:** A

REGULAR SEASON			DEFENSIVE STATISTICS							INTERCEPTIONS				FUMBLE RETURNS				PLAYOFFS			GREY CUP						
Year	Tm	GP	GS	DT	ST	TT	KD	FF	QS	TFL	No	Yds	LG	TD	No	Yds	LG	TD	Year	Tm	GP	DT	QS	Year	Tm	GP	DT
2017	OTT	16	12	28	1	29	1	0	6	1	0				1	30	30	1	2017	OTT	1	1	0	2018	OTT	1	3
2018	OTT	9	8	15	0	15	0	1	3	0	0				0				2018	OTT	1	2	0				
2019	OTT	18	18	53	0	53	1	1	6	2	0				0												
2021	OTT	14	14	33	0	33	3	0	3	2	0				0												
2022	MTL	9	7	18	0	18	0	0	4	0	0				0												
	EDM	7	6	16	1	17	0	0	3	1	0				1	3	3	0									
<b>Totals</b>		<b>73</b>	<b>65</b>	<b>163</b>	<b>2</b>	<b>165</b>	<b>5</b>	<b>2</b>	<b>25</b>	<b>6</b>	<b>0</b>	<b>0</b>	<b>0</b>	<b>0</b>	<b>2</b>	<b>33</b>	<b>30</b>	<b>1</b>	<b>Totals</b>		<b>2</b>	<b>3</b>	<b>0</b>	<b>Totals</b>		<b>1</b>	<b>3</b>

**EVANS, Ciante**

2022: Hamilton

**Born:** Oct 14/92 **College:** Nebraska **Career GP:** 87 **Hgt:** 5.11 **Pos:** DB  
**City:** Fort Worth, TX **All-Star:** Div: 3 CFL: 2 **Career Starts:** 85 **Wgt:** 195 **CFL Yrs:** 7  
**Career:** Signed by CGY on May 28/15. Signed by MTL on May 22/19. Signed by HAM on Feb 9/21. Signed by MTL on Feb 17/23. **Status:** A

REGULAR SEASON			DEFENSIVE STATISTICS							INTERCEPTIONS				FUMBLE RETURNS				PLAYOFFS			GREY CUP							
Year	Tm	GP	GS	DT	ST	TT	KD	FF	QS	TFL	No	Yds	LG	TD	No	Yds	TD	Year	Tm	GP	DT	Year	Tm	GP	DT	Int	Yds	TFL
2015	CGY	3	2	3	0	3	0	0	0	0	0				0			2015	CGY	2	1	2016	CGY	1	4	0	0	0
2016	CGY	14	14	42	1	43	14	1	1	2	22	18	0	1	0	0		2016	CGY	1	4	2017	CGY	1	1	0	0	0
2017	CGY	17	17	53	0	53	6	1	0	5	37	31	0	0	0		2017	CGY	1	4	2018	CGY	1	1	1	5	0	
2018	CGY	14	14	29	0	29	1	1	1	2	13	13	0	0	0		2018	CGY	1	1	2021	HAM	1	4	0	1	1	
2019	MTL	13	13	29	0	29	5	0	2	3	61	36	0	0	0		2019	MTL	1	4								
2021	HAM	13	13	43	0	43	8	0	1	1	22	22	0	0	0		2021	HAM	1	7								
2022	HAM	13	12	26	0	26	12	0	2	1	0	0	0	0	0		2022	HAM	1	7								
<b>Totals</b>		<b>87</b>	<b>85</b>	<b>225</b>	<b>1</b>	<b>226</b>	<b>46</b>	<b>3</b>	<b>7</b>	<b>14</b>	<b>155</b>	<b>36</b>	<b>0</b>	<b>1</b>	<b>0</b>	<b>0</b>	<b>Totals</b>		<b>8</b>	<b>28</b>	<b>Totals</b>		<b>4</b>	<b>10</b>	<b>1</b>	<b>5</b>	<b>1</b>	

**EVANS, Randall**

2022: Ottawa

**Born:** Dec 26/91 **College:** Kansas State **Career GP:** 46 **Hgt:** 6.00 **Pos:** DB  
**City:** Miami, FL **All-Star:** None **Career Starts:** 41 **Wgt:** 190 **CFL Yrs:** 4  
**Career:** Signed as a free agent by HAM on Apr 20/18 and released on Aug 1/18. Signed by OTT on Aug 5/18. Released by OTT on Sep 29/22. **Status:** A

REGULAR SEASON			DEFENSIVE STATISTICS							INTERCEPTIONS				FUMBLE RETURNS				
Year	Tm	GP	GS	DT	ST	TT	KD	FF	QS	TFL	No	Yds	LG	TD	No	Yds	LG	TD
2018	HAM	1	0	1	0	1	0	0	0	0	0				0			
	OTT	5	5	17	0	17	2	0	0	0	0				0			
2019	OTT	17	14	56	12	68	6	0	0	0	0				0			
2021	OTT	14	14	70	12	82	3	2	4	1	2	2	2	0	0			
2022	OTT	9	8	36	5	41	3	0	0	1	0				1	3	3	0
<b>Totals</b>		<b>46</b>	<b>41</b>	<b>180</b>	<b>29</b>	<b>209</b>	<b>14</b>	<b>2</b>	<b>4</b>	<b>2</b>	<b>2</b>	<b>2</b>	<b>2</b>	<b>0</b>	<b>1</b>	<b>3</b>	<b>3</b>	<b>0</b>

**EXUME, Kerfalla**

2022: Montréal

**Born:** Feb 24/94 **College:** Montréal **Career GP:** 50 **Hgt:** 6.00 **Cdn Draft:** 2019 WPG **Pos:** DB  
**City:** Montréal, QC **All-Star:** None **Career Starts:** 0 **Wgt:** 197 **Rd 8, #70** **CFL Yrs:** 3  
**Career:** Selected by Winnipeg in the 2019 Canadian Draft. Signed as a free agent by MTL on Feb 10/21. **Status:** N

REGULAR SEASON			DEFENSIVE STATISTICS							INTERCEPTIONS				FUMBLE RETURNS				PLAYOFFS			GREY CUP		ST			
Year	Tm	GP	GS	DT	ST	TT	KD	FF	QS	TFL	No	Yds	LG	TD	No	Yds	LG	TD	Year	Tm	GP	STT	Year	Tm	GP	TKL
2019	WPG	18	0	0	25	25	0	0	0	0	0				0				2019	WPG	1	1	2019	WPG	1	0
2021	MTL	14	0	3	15	18	0	0	0	0	0				0				2021	MTL	1	2				
2022	MTL	18	0	0	6	6	0	0	0	0	0				0				2022	MTL	2	3				
<b>Totals</b>		<b>50</b>	<b>0</b>	<b>3</b>	<b>46</b>	<b>49</b>	<b>0</b>	<b>0</b>	<b>0</b>	<b>0</b>	<b>0</b>	<b>0</b>	<b>0</b>	<b>0</b>	<b>0</b>	<b>0</b>	<b>0</b>	<b>0</b>	<b>Totals</b>		<b>4</b>	<b>6</b>	<b>Totals</b>		<b>1</b>	<b>0</b>

**FEDERICO, Anthony** **2022: Hamilton**  
**Born:** Nov 7/97 **College:** Queen's **Career GP:** 10 **Hgt:** 6.04 **Cdn Draft:** 2022 HAM **Pos:** DL  
**City:** Niagara Falls, ON **All-Star:** None **Career Starts:** 0 **Wgt:** 240 **Rd 2, #17** **CFL Yrs:** 1  
**Career:** Selected by Hamilton in the 2022 Canadian Draft. **Status:** N

REGULAR SEASON		DEFENSIVE STATISTICS										INTERCEPTIONS				FUMBLE RETURNS				PLAYOFFS		ST	
Year	Tm	GP	GS	DT	ST	TT	KD	FF	QS	TFL	No	Yds	LG	TD	No	Yds	LG	TD	Year	Tm	GP	TKL	
2022	HAM	10	0	0	5	5	0	0	0	0	0	0	0	0	0	0	0	0	2022	HAM	1	0	

**FELTMATE, Bailey** **2022: Hamilton**  
**Born:** Jan 22/98 **College:** Acadia **Career GP:** 27 **Hgt:** 6.02 **Cdn Draft:** 2020 HAM **Pos:** LB  
**City:** Moncton, NB **All-Star:** None **Career Starts:** 0 **Wgt:** 240 **Rd 2, #17** **CFL Yrs:** 2  
**Career:** Selected by Hamilton in the 2020 Canadian Draft. **Status:** N

REGULAR SEASON		DEFENSIVE STATISTICS										INTERCEPTIONS				FUMBLE RETURNS				PLAYOFFS			GREY CUP			
Year	Tm	GP	GS	DT	ST	TT	KD	FF	QS	TFL	No	Yds	LG	TD	No	Yds	LG	TD	Year	Tm	GP	ST	Year	Tm	GP	ST
2021	HAM	14	0	1	11	12	0	0	0	0	0	0	0	0	0	0	0	0	2021	HAM	2	1	2021	HAM	1	3
2022	HAM	13	0	2	9	11	0	0	0	0	0	0	0	0	0	0	0	0	2022	HAM	1	0				
<b>Totals</b>		<b>27</b>	<b>0</b>	<b>3</b>	<b>20</b>	<b>23</b>	<b>0</b>	<b>0</b>	<b>0</b>	<b>0</b>	<b>0</b>	<b>0</b>	<b>0</b>	<b>0</b>	<b>0</b>	<b>0</b>	<b>0</b>	<b>0</b>	<b>Totals</b>		<b>3</b>	<b>1</b>				

**FERLAND, Logan** **2022: Saskatchewan**  
**Born:** Apr 14/97 **College:** Regina (JR.) **Career GP:** 30 **Hgt:** 6.05 **Pos:** OL  
**City:** Melfort, SK **All-Star:** None **Career Starts:** 30 **Wgt:** 306 **CFL Yrs:** 2  
**Career:** Signed by SSK on Nov 28/19. **Status:** N

**REG SEAS** GP SSK - 2021: 14 (14), 2022: 16 (16), Total: 30 (30). **PLAYOFFS** GP SSK - 2021: 2 (2)

**FIGUEROA, Joel** **2022: BC**  
**Born:** Jun 29/89 **College:** Miami **Career GP:** 108 **Hgt:** 6.06 **Pos:** OL  
**City:** North Miami, FL **All-Star:** None **Career Starts:** 108 **Wgt:** 320 **CFL Yrs:** 9  
**Career:** Signed by HAM on Apr 10/13. Signed as a free agent by EDM on May 2/16. Signed as a free agent by BC on Feb 13/18. Signed as a free agent by HAM on Feb 15/23. Made 100th career start on Aug 26/22 vs SSK. **Status:** A

REGULAR SEASON				PLAYOFFS				GREY CUP							
Year	Tm	GP	GS	Year	Tm	GP	GS	Year	Tm	GP	GS				
2013	HAM	8	8	2018	BC	1	1	2013	HAM	1	1				
2014	HAM	12	12	2019	BC	1	1	2014	HAM	1	1				
2015	HAM	6	6	2021	BC	2	2	2015	HAM	2	2				
2016	EDM	3	3	2022	BC	2	2	2016	EDM	2	2				
2017	EDM	15	15			2	2	2017	EDM	2	2				
<b>Totals</b>						<b>108</b>	<b>108</b>	<b>Totals</b>		<b>10</b>	<b>10</b>	<b>Totals</b>		<b>2</b>	<b>2</b>

**FONTANA, Alex** **2022: Hamilton**  
**Born:** May 1/95 **College:** Kansas **Career GP:** 25 **Hgt:** 6.02 **Cdn Draft:** 2019 OTT **Pos:** OL  
**City:** Toronto, ON **All-Star:** None **Career Starts:** 7 **Wgt:** 300 **Rd 1, #7** **CFL Yrs:** 2  
**Career:** Selected by Ottawa in the 2019 Canadian Draft. Opted out of 2021 season. Signed as a free agent by HAM on Feb 10/22. **Status:** N

**REG SEAS** GP - OTT 2019: 18 (0), HAM 2022: 7 (7), Total: 25 (7).

**FOOTE, Fabion** **2022: Toronto**  
**Born:** Apr 10/94 **College:** McMaster **Career GP:** 42 **Hgt:** 6.02 **Cdn Draft:** 2017 MTL **Pos:** DL  
**City:** North York, ON **All-Star:** None **Career Starts:** 9 **Wgt:** 285 **Rd 2, #12** **CFL Yrs:** 5  
**Career:** Selected by Montreal in the 2017 Canadian Draft. Signed as a free agent by TOR on Feb 12/20. **Status:** N

REGULAR SEASON		DEFENSIVE STATISTICS										INTERCEPTIONS				FUMBLE RETURNS				PLAYOFFS			
Year	Tm	GP	GS	DT	ST	TT	KD	FF	QS	TFL	No	Yds	LG	TD	No	Yds	LG	TD	BK	Year	Tm	GP	DT
2017	MTL	4	0	4	0	4	0	0	0	0	0	0	0	0	1	0	0	0	0	2019	MTL	1	2
2018	MTL	16	2	11	0	11	0	0	2	0	0	0	0	0	0	0	0	0	0				
2019	MTL	17	4	14	1	15	0	0	1	0	0	0	0	0	0	0	0	0	0				
2021	MTL	3	3	0	0	0	0	0	0	0	0	0	0	0	0	0	0	0	0				
2022	TOR	2	0	0	0	0	0	0	0	0	0	0	0	0	0	0	0	0	0				
<b>Totals</b>		<b>42</b>	<b>9</b>	<b>29</b>	<b>1</b>	<b>30</b>	<b>0</b>	<b>0</b>	<b>3</b>	<b>0</b>	<b>0</b>	<b>0</b>	<b>0</b>	<b>0</b>	<b>1</b>	<b>0</b>	<b>0</b>	<b>0</b>	<b>2</b>	<b>Totals</b>		<b>1</b>	<b>2</b>

**FORD, Tyrell** **2022: Winnipeg**  
**Born:** Mar 30/98 **College:** Waterloo **Career GP:** 18 **Hgt:** 5'11 **Cdn Draft:** 2022 WPG **Pos:** DB  
**City:** Niagara Falls, ON **All-Star:** None **Career Starts:** 1 **Wgt:** 194 **Rd 2, #13** **CFL Yrs:** 1  
**Career:** Selected by Winnipeg in the 2022 Canadian Draft. **Status:** N

REGULAR SEASON		DEFENSIVE STATISTICS										K/O RETS			PUNT RETS			PLAYOFFS		ST		GREY CUP		ST		
Year	Tm	GP	GS	DT	ST	TT	KD	FF	QS	TFL	Int	FR	No	Yds	LG	No	Yds	LG	Year	Tm	GP	TKL	Year	Tm	GP	TKL
2022	WPG	18	1	3	10	13	3	0	0	0	0	0	2	36	19	1	17	17	2022	WPG	1	0	2022	WPG	1	0

**FOUCAULT, David** **2022: Edmonton**  
**Born:** Feb 7/89 **College:** Montreal **Career GP:** 82 **Hgt:** 6.07 **Cdn Draft:** 2014 MTL **Pos:** OL  
**City:** La Salle, QC **All-Star:** None **Career Starts:** 69 **Wgt:** 323 **Rd 1, #5** **CFL Yrs:** 5  
**Career:** Selected by MTL in the 2014 Draft. Spent 3 seasons with Carolina (NFL). Traded by MTL to BC with OL Vincent Brown on Mar 27/17 in exchange for Jovan Olafioye. Signed as a free agent by MTL on Feb 8/21. Released on Dec 20/21. Signed by EDM on Jan 3/22. **Status:** N

**REG SEAS** GP - BC 2017: 15 (9), 2018: 18 (18), 2019: 18 (18), MTL 2021: 13 (6), EDM 2022: 18 (18), Total: 82 (69). **PLAYOFFS** GP - BC 2018: 1, MTL 2021: 1.

**FRANCIS, Kevin** **2022: BC**  
**Born:** Jun 5/93 **College:** No Carolina A&T **Career GP:** 82 **Hgt:** 6.05 **Pos:** LB  
**City:** Toronto, ON **All-Star:** None **Career Starts:** 10 **Wgt:** 220 **CFL Yrs:** 6  
**Career:** Selected by SSK as a Supplemental pick in the 2016 Draft. Signed as a free agent by OTT on Feb 14/19. Signed as a free agent by SSK on Feb 12/21. Signed as a free agent by BC on Feb 9/22. Signed as a free agent by EDM on Feb 14/23. Led CFL with 22 ST Tackles in 2022. **Status:** N

REGULAR SEASON		DEFENSIVE STATISTICS										INTERCEPTIONS				FUMBLE RETURNS				PLAYOFFS		ST	
Year	Tm	GP	GS	DT	ST	TT	KD	FF	QS	TFL	No	Yds	LG	TD	No	Yds	LG	TD	Year	Tm	GP	TKL	
2016	SSK	18	9	12	13	25	0	1	0	1	0	0	0	0	0	0	0	0	2022	BC	2	2	
2017	SSK	15	1	3	10	13	1	1	0	0	0	0	0	0	0	0	0	0					
2018	SSK	12	0	0	6	6	0	0	0	0	0	0	0	0	0	0	0	0					
2019	OTT	7	0	0	8	8	0	0	0	0	0	0	0	0	0	0	0	0					
2021	SSK	12	0	3	2	5	0	0	0	0	0	0	0	0	0	0	0	0					
2022	BC	18	0	0	22	22	0	0	0	0	0	0	0	0	0	0	0	0					
<b>Totals</b>		<b>82</b>	<b>10</b>	<b>18</b>	<b>61</b>	<b>79</b>	<b>1</b>	<b>2</b>	<b>0</b>	<b>1</b>	<b>0</b>	<b>0</b>	<b>0</b>	<b>0</b>	<b>0</b>	<b>0</b>	<b>0</b>	<b>0</b>					

**GAGNE, Alexandre** **2022: Montréal**  
**Born:** Jan 29/92 **College:** Sherbrooke **Career GP:** 68 **Hgt:** 6.01 **Pos:** FB  
**City:** St. Hubert, QC **All-Star:** None **Career Starts:** 0 **Wgt:** 230 **CFL Yrs:** 5  
**Career:** Signed as a free agent by SSK on Jun 25/17. Signed as a free agent by MTL on Feb 12/20. **Status:** N

REGULAR SEASON		DEFENSIVE STATISTICS										INTERCEPTIONS				FUMBLE RETURNS				PLAYOFFS			
Year	Tm	GP	GS	DT	ST	TT	KD	FF	QS	TFL	No	Yds	LG	TD	No	Yds	LG	TD	BK	Year	Tm	GP	STT
2017	SSK	1	0	0	1	1	0	0	0	0	0	0	0	0	0	0	0	0	0	2018	SSK	1	0
2018	SSK	17	0	0	23	23	0	0	0	0	0	0	0	0	0	0	0	0	0	2019	SSK	1	0
2019	SSK	18	0	0	19	19	0	0	0	0	0	0	0	0	0	0	0	0	0	2021	MTL	1	1
2021	MTL	14	0	0	18	18	0	1	0	0	0	0	0	0	0	0	0	0	0	2022	MTL	2	1
2022	MTL	18	0	0	15	15	0	0	0	0	0	0	0	0	0	0	0	0	0	<b>Totals</b>		<b>5</b>	<b>2</b>
<b>Totals</b>		<b>68</b>	<b>0</b>	<b>0</b>	<b>76</b>	<b>76</b>	<b>0</b>	<b>1</b>	<b>0</b>	<b>0</b>	<b>0</b>	<b>0</b>	<b>0</b>	<b>0</b>	<b>0</b>	<b>0</b>	<b>0</b>	<b>0</b>	<b>0</b>				

**GAGNON, Philippe** **2022: Montréal**  
**Born:** Aug 21/92 **College:** Laval **Career GP:** 70 **Hgt:** 6.04 **Cdn Draft:** 2016 MTL **Pos:** OL  
**City:** Lancienne-Lorette, QC **All-Star:** None **Career Starts:** 58 **Wgt:** 311 **Rd 1, #2** **CFL Yrs:** 6  
**Career:** Selected by Montreal in the 2016 Canadian Draft. Signed as a free agent by OTT on Feb 13/19. Signed as a free agent by MTL on March 19/20. **Status:** N

**REG SEAS** GP - MTL 2016: 18 (18), 2017: 7 (1), 2018: 11 (9), OTT 2019: 9 (8), MTL 2021: 9 (9), 2022: 16 (13), Total: 70 (58). **PLAYOFFS** GP - MTL 2022: 2 (0).

**GAINEY, Ed** **2022: Edmonton**  
**Born:** Jun 6/90 **College:** Appalachian State **Career GP:** 144 **Hgt:** 5.11 **Pos:** DB  
**City:** Winston-Salem, NC **All-Star:** Div: 2 CFL: 2 **Career Starts:** 114 **Wgt:** 193 **CFL Yrs:** 10  
**Career:** Signed by MTL on May 3/12. Signed by HAM on Jul 16/14. Signed by SSK on Feb 10/16. Signed by EDM on Feb 8/22. **Status:** A

REGULAR SEASON		DEFENSIVE STATISTICS										INTERCEPTIONS				FUMBLE RETURNS				PLAYOFFS			INTS						
Year	Tm	GP	GS	DT	ST	TT	KD	FF	QS	TFL	No	Yds	LG	TD	No	Yds	LG	TD	BK	Year	Tm	GP	DT	ST	KD	FF	No	Yds	
2012	MTL	5	0	0	3	3	0	0	0	0	0	0	0	0	0	0	0	0	0	2013	MTL	1	2	0	0	0	1	0	
2013	MTL	16	3	13	8	21	0	0	0	1	0	2	71	38	1	1	0	0	0	2014	HAM	1	1	1	0	0	0	0	
2014	HAM	11	2	10	14	24	0	1	0	0	2	47	47	0	1	0	0	0	0	2015	HAM	2	3	1	0	0	0	0	
2015	HAM	11	8	46	0	46	3	0	0	0	0	0	0	0	0	0	0	0	1	2017	SSK	2	8	1	3	0	0	0	
2016	SSK	17	17	49	7	56	14	2	0	1	3	7	7	0	1	51	51	1	0	2018	SSK	1	4	0	0	0	0	0	
2017	SSK	18	18	48	1	49	7	0	0	0	10	114	49	1	2	2	2	0	0	2019	SSK	1	2	0	0	0	0	0	
2018	SSK	18	18	51	2	53	10	1	1	1	3	78	42	1	1	0	0	0	0	2021	SSK	2	12	0	0	0	3	0	
2019	SSK	18	18	57	0	57	5	0	0	2	2	14	14	0	0	0	0	0	0										
2021	SSK	12	12	37	1	38	3	1	0	0	3	18	18	0	0	0	0	0	0										
2022	EDM	18	18	47	0	47	5	2	0	0	1	13	13	0	0	0	0	0	0	<b>Totals</b>	<b>10</b>	<b>32</b>	<b>3</b>	<b>3</b>	<b>1</b>	<b>3</b>	<b>0</b>	<b>0</b>	
<b>Totals</b>		<b>144</b>	<b>114</b>	<b>358</b>	<b>36</b>	<b>394</b>	<b>47</b>	<b>7</b>	<b>1</b>	<b>5</b>	<b>24</b>	<b>291</b>	<b>49</b>	<b>2</b>	<b>7</b>	<b>124</b>	<b>51</b>	<b>2</b>	<b>1</b>										

**GREY CUP** GP - HAM 2014 - 1. Def Tackles: 2. ST Tackles: 1.

**GARNETT, Andrew** **2022: Edmonton**  
**Born:** Oct 20/97 **College:** Towson **Career GP:** 8 **Hgt:** 6.05 **Pos:** OL  
**City:** Upper Marlboro, MD **All-Star:** None **Career Starts:** 8 **Wgt:** 325 **CFL Yrs:** 1  
**Career:** Signed as a free agent by EDM on Aug 3/22. Made 1st career start on Aug 27/22 vs OTT. **Status:** A

**REG SEAS** GP - EDM 2022: 8 (8).



**GAUTHIER, Shayne** **2022: Winnipeg**  
**Born:** Feb 20/92 **College:** Laval **Career GP:** 81 **Hgt:** 5.10 **Cdn Draft:** 2016 WPG **Pos:** LB  
**City:** Dolbeau-Mistassini, QC **All-Star:** None **Career Starts:** 0 **Wgt:** 223 **Rd 4, #28** **CFL Yrs:** 6  
**Career:** Selected by Winnipeg in the 2016 Canadian Draft. **Status:** N

REGULAR SEASON				DEFENSIVE STATISTICS								INTERCEPTIONS					PLAYOFFS			GREY CUP				
Year	Tm	GP	GS	DT	ST	TT	KD	FF	OS	TFL	No	Yds	LG	TD	FR	BK	Year	Tm	GP	ST	Year	Tm	GP	ST
2016	WPG	9	0	0	7	7	3	1	0	0	0	0	0	0	0	0	2016	WPG	1	0	2019	WPG	1	1
2017	WPG	12	0	0	10	10	5	1	0	0	0	0	0	0	0	0	2017	WPG	1	0	2021	WPG	1	0
2018	WPG	10	0	0	11	11	0	0	0	0	0	0	0	0	0	0	2018	WPG	2	0	2022	WPG	1	1
2019	WPG	18	0	0	12	12	0	0	0	0	0	0	0	0	1 (Punt)	0	2019	WPG	2	1				
2021	WPG	14	0	15	9	24	0	0	0	2	0	0	0	0	0	0	2021	WPG	1	0				
2022	WPG	18	0	28	5	33	0	0	2	1	0	0	0	0	0	0	2022	WPG	1	0				
<b>Totals</b>		<b>81</b>	<b>0</b>	<b>43</b>	<b>54</b>	<b>97</b>	<b>8</b>	<b>2</b>	<b>2</b>	<b>3</b>	<b>0</b>	<b>0</b>	<b>0</b>	<b>0</b>	<b>0</b>	<b>1</b>	<b>Totals</b>		<b>8</b>	<b>1</b>	<b>Totals</b>		<b>3</b>	<b>2</b>

**GIBBON, Jesse** **2022: Ham-Edm**  
**Born:** Jan 14/97 **College:** Waterloo **Career GP:** 49 **Hgt:** 6.05 **Cdn Draft:** 2019 HAM **Pos:** OL  
**City:** Hamilton, ON **All-Star:** None **Career Starts:** 8 **Wgt:** 300 **Rd 1, #2** **CFL Yrs:** 3  
**Career:** Selected by Hamilton in the 2019 Canadian Draft. Traded by HAM to EDM on Sep 2/22 with a 2023 2nd rd pick for OL David Beard and a 2023 4rd rd pick. Traded by EDM to MTL on Feb 15/23 for a 2024 2nd rd pick. **Status:** N

**REG SEAS** GP - HAM 2019: 17 (1), 2021: 14 (2), 2022: 11 (4), EDM 2022: 7 (1). **PLAYOFFS** GP - 2019: 1 (0), 2021: 2 (0). **GREY CUP** GP - 2019: 1, 2021: 1.

**GIFFEN, Dylan** **2022: Toronto**  
**Born:** Jan 2/97 **College:** Western **Career GP:** 13 **Hgt:** 6.08 **Cdn Draft:** 2020 TOR **Pos:** OL  
**City:** Strathroy, ON **All-Star:** None **Career Starts:** 2 **Wgt:** 325 **Rd 3, #28** **CFL Yrs:** 2  
**Career:** Selected by Toronto in the 2020 Canadian Draft. **Status:** N

**REG SEAS** GP - TOR 2021: 12 (1), 2022: 1 (1), Total: 13 (2).

**GLASS, Tyquwan** **2022: Winnipeg**  
**Born:** Jun 23/94 **College:** Fresno State **Career GP:** 33 **Hgt:** 6.00 **Pos:** DB  
**City:** Pasadena, CA **All-Star:** None **Career Starts:** 27 **Wgt:** 186 **CFL Yrs:** 4  
**Career:** Signed by MTL on Feb 5/18. Released by MTL on Oct 5/18. Signed by EDM on Jan 4/19. Signed by MTL on Feb 11/20. Signed as a free agent by WPG on Feb 10/22. Released by WPG on July 1/22. **Status:** A

REGULAR SEASON				DEFENSIVE STATISTICS								INTERCEPTIONS					PUNT RETURNS				PLAYOFFS			INTERCEPTIONS						
Year	Tm	GP	GS	DT	ST	TT	KD	FF	OS	TFL	No	Yds	LG	TD	FR	No	Yds	LG	TD	Year	Tm	GP	DT	KD	No	Yds	LG	TD		
2018	MTL	9	8	39	0	39	1	0	0	0	0	0	0	0	0	10	84	15	0	2019	EDM	2	7	1	1	0	0	0	0	
2019	EDM	14	9	29	5	34	3	0	0	2	3	47	33	0	0	0	0	0	0											
2021	MTL	7	7	27	0	27	5	0	1	0	0	0	0	0	0	0	0	0	0											
2022	WPG	3	3	8	0	8	2	0	0	0	0	0	0	0	0	0	0	0	0											
<b>Totals</b>		<b>33</b>	<b>27</b>	<b>103</b>	<b>5</b>	<b>108</b>	<b>11</b>	<b>0</b>	<b>1</b>	<b>2</b>	<b>3</b>	<b>47</b>	<b>33</b>	<b>0</b>	<b>0</b>	<b>10</b>	<b>84</b>	<b>15</b>	<b>0</b>	<b>Totals</b>		<b>2</b>	<b>7</b>	<b>1</b>	<b>1</b>	<b>0</b>	<b>0</b>	<b>0</b>	<b>0</b>	

**GNAHOUA, Valentin** **2022: Hamilton**  
**Born:** Sep 29/94 **College:** McGill **Career GP:** 38 **Hgt:** 6.02 **Pos:** DL  
**Country:** France **All-Star:** None **Career Starts:** 0 **Wgt:** 235 **CFL Yrs:** 2  
**Career:** Selected first overall by HAM in the 2019 Global Draft. Signed as a free agent by SSK on Feb 17/23. **Status:** G

REGULAR SEASON				DEFENSIVE STATISTICS								INTERCEPTIONS					FUMBLE RETURNS				PLAYOFFS			GREY CUP					
Year	Tm	GP	GS	DT	ST	TT	KD	FF	OS	TFL	BK	No	Yds	LG	TD	No	Yds	LG	TD	Year	Tm	GP	STT	Year	Tm	GP			
2019	HAM	11	0	0	4	4	0	1	0	0	0	0	0	0	0	0	0	0	0	2019	HAM	1	0	2019	HAM	1			
2021	HAM	9	0	0	1	1	0	0	0	0	1	0	0	0	0	0	0	0	0	2021	HAM	1	3						
2022	HAM	18	0	1	6	7	0	0	0	0	0	0	0	0	0	0	0	0	0										
<b>Totals</b>		<b>38</b>	<b>0</b>	<b>1</b>	<b>11</b>	<b>12</b>	<b>0</b>	<b>1</b>	<b>0</b>	<b>0</b>	<b>1</b>	<b>0</b>	<b>0</b>	<b>0</b>	<b>0</b>	<b>0</b>	<b>0</b>	<b>0</b>	<b>0</b>	<b>Totals</b>		<b>2</b>	<b>3</b>						

**GODBER, Peter** **2022: BC**  
**Born:** Jul 17/94 **College:** Rice **Career GP:** 42 **Hgt:** 6.03 **Cdn Draft:** 2018 BC **Pos:** OL  
**City:** Toronto, ON **All-Star:** None **Career Starts:** 35 **Wgt:** 304 **Rd 1, #3** **CFL Yrs:** 4  
**Career:** Selected by BC in the 2018 Canadian Draft. Signed as a free agent by SSK on Feb 14/23. **Status:** N

**REG SEAS** GP - BC 2018: 9 (3), 2019: 1 (0), 2021: 14 (14), 2022: 18 (18), Total: 42 (35) **PLAYOFFS** GP - 2022: 2 (2).

**GOOD-JONES, Julian** **2022: Calgary**  
**Born:** Mar 2/97 **College:** Iowa State **Career GP:** 22 **Hgt:** 6.04 **Pos:** OL  
**City:** Cedar Rapids, IA **All-Star:** None **Career Starts:** 22 **Wgt:** 319 **CFL Yrs:** 2  
**Career:** Signed as a free agent by CGY on Jan 25/21. **Status:** A

**REG SEAS** GP - CGY 2021: 7 (7), 2022: 15 (15), Total: 22 (22). **PLAYOFFS** GP - CGY 2021: 1 (1), 2022: 1 (1).

**GOWANLOCK, Brock** **2022: Montréal**  
**Born:** Jul 11/96 **College:** Manitoba **Career GP:** 10 **Hgt:** 6.03 **Cdn Draft:** 2020 MTL **Pos:** DL  
**City:** Duncan, BC **All-Star:** None **Career Starts:** 0 **Wgt:** 240 **Rd 8, #66** **CFL Yrs:** 1  
**Career:** Selected by Montréal in the 2020 Canadian Draft. **Status:** N

**GOWANLOCK, Brock (Cont'd)**

2022: Montréal

REG SEAS GP - MTL 2022: 10 (0). ST Tackles: 5. Defensive Tackles: 2.

PLAYOFFS GP - MTL 2022: 2 (0). ST Tackles: 1.

**GRAHAM, Elliot**

2022: Calgary

Born: Sep 21/98 College: UBC Career GP: 16 Hgt: 6.03 Cdn Draft: 2021 CGY Pos: DL  
 City: Hamilton, ON All-Star: None Career Starts: 0 Wgt: 249 Rd 4, #29 CFL Yrs: 2  
 Career: Selected by Montréal in the 2020 Canadian Draft. Status: N

REG SEAS GP - CGY 2021: 7 (0), 2022: 9 (0). Def Tackles - 2022: 1. ST Tackles - 2021: 3, 2022: 4.

PLAYOFFS GP - CGY 2021: 1 (0). ST Tackles - 2021: 1.

**GRAY, Geoff**

2022: Winnipeg

Born: Aug 11/94 College: Manitoba Career GP: 37 Hgt: 6.06 Cdn Draft: 2017 WPG Pos: OL  
 City: Winnipeg, MB All-Star: None Career Starts: 30 Wgt: 301 Rd 1, #8 CFL Yrs: 4  
 Career: Selected by Winnipeg in the 2017 Canadian Draft. Started all 18 regular season games in 2022. Status: N

REG SEAS GP - WPG 2018: 1 (0), 2019: 13 (12), 2021: 5 (0), 2022: 18 (18). Total: 37 (30).

PLAYOFFS GP - WPG 2019: 1 (0), 2021: 1 (0), 2022: 1 (1), Total: 3 (1).

GREY CUP GP - WPG 2019: 1 (0), 2021: 1 (0), 2022: 1 (1), Total: 3 (1).

**GRIFFIN, Frankie**

2022: Ottawa

Born: Oct 23/95 College: Texas State San Marcos Career GP: 16 Hgt: 6.00 Pos: LB  
 City: Spring, TX All-Star: None Career Starts: 10 Wgt: 203 CFL Yrs: 2  
 Career: Signed as a free agent by OTT on Jan 28/21. Status: A

REGULAR SEASON			DEFENSIVE STATISTICS							INTERCEPTIONS				FUMBLE RETURNS				
Year	Tm	GP	GS	DT	ST	TT	KD	FF	QS	TFL	No	Yds	LG	TD	No	Yds	LG	TD
2021	OTT	8	2	8	5	13	0	0	0	1	0				1	0	0	0
2022	OTT	8	8	34	1	35	1	0	0	6	0				0			
<b>Totals</b>		<b>16</b>	<b>10</b>	<b>42</b>	<b>6</b>	<b>48</b>	<b>1</b>	<b>0</b>	<b>0</b>	<b>7</b>	<b>0</b>	<b>0</b>	<b>0</b>	<b>0</b>	<b>1</b>	<b>0</b>	<b>0</b>	<b>0</b>

**GRYMES, Aaron**

2022: Edmonton

Born: Mar 1/91 College: Idaho Career GP: 95 Hgt: 5.11 Pos: DB  
 City: Seattle, WA All-Star: Div: 1 CFL: 1 Career Starts: 94 Wgt: 186 CFL Yrs: 8  
 Career: Signed as a free agent by EDM May 5/13. Signed with PHI (NFL) in February 2016. Waived in September 2017. Re-signed with EDM on Sep 20/17. Signed as a free agent by BC on Feb 12/19. Signed as a free agent by EDM on Feb 6/21. Spent entire 2022 season on Injured List for EDM. Status: A

REGULAR SEASON			DEFENSIVE STATISTICS							INTERCEPTIONS				PLAYOFFS				GREY CUP											
Year	Tm	GP	GS	DT	ST	TT	KD	FF	QS	TFL	No	Yds	LG	TD	FR	Yds	Year	Tm	GP	DT	ST	Int	Yds	Year	Tm	GP	DT		
2013	EDM	9	8	18	6	24	2	0	0	0	1	0	0	0	0	0	2014	EDM	2	7	0	1	15	2015	EDM	1	0	0	0
2014	EDM	18	18	40	4	44	8	0	0	5	3	3	2	0	0	0	2015	EDM	1	0	0	0	2017	EDM	2	8	3	0	
2015	EDM	16	16	43	2	45	4	0	1	3	4	150	68	1	1	0													
2017	EDM	6	6	30	1	31	3	1	0	0	0				0														
2018	EDM	17	17	58	5	63	7	1	0	1	3	92	57	1	0														
2019	BC	16	16	54	0	54	4	0	0	2	1	2	2	0	0														
2021	EDM	13	13	51	1	52	7	0	0	1	1	0	0	0	0														
2022	EDM	0	0																										
<b>Totals</b>		<b>95</b>	<b>94</b>	<b>294</b>	<b>19</b>	<b>313</b>	<b>35</b>	<b>2</b>	<b>1</b>	<b>12</b>	<b>13</b>	<b>247</b>	<b>68</b>	<b>2</b>	<b>1</b>	<b>0</b>	<b>Totals</b>	<b>5</b>	<b>15</b>	<b>3</b>	<b>1</b>	<b>15</b>	<b>Totals</b>	<b>1</b>	<b>3</b>				

**GUZYLAK-MESSAM, Isaiah**

2022: BC

Born: Mar 10/95 College: Wilfrid Laurier Career GP: 57 Hgt: 6.01 Cdn Draft: 2018 BC Pos: LB  
 City: Hamilton, ON All-Star: None Career Starts: 11 Wgt: 207 Rd 4, #34 CFL Yrs: 4  
 Career: Selected by BC in the 2018 Canadian Draft. Status: N

REGULAR SEASON			DEFENSIVE STATISTICS							INTERCEPTIONS				FUMBLE RETURNS				PLAYOFFS				
Year	Tm	GP	GS	DT	ST	TT	KD	FF	QS	TFL	No	Yds	LG	TD	No	Yds	LG	TD	Year	Tm	GP	STT
2018	BC	10	0	0	8	8	0	0	0	0	0				0				2018	BC	1	0
2019	BC	18	11	37	14	51	3	0	1	1	0				0				2022	BC	2	2
2021	BC	12	0	0	2	2	0	0	0	0	0				0				<b>Totals</b>	<b>3</b>	<b>2</b>	
2022	BC	17	0	0	16	16	0	0	0	0	0				1	0	0	0				
<b>Totals</b>		<b>57</b>	<b>11</b>	<b>37</b>	<b>40</b>	<b>77</b>	<b>3</b>	<b>0</b>	<b>1</b>	<b>1</b>	<b>0</b>	<b>0</b>	<b>0</b>	<b>0</b>	<b>1</b>	<b>0</b>	<b>0</b>	<b>0</b>				

**GWACHAM, Obum**

2022: BC

Born: Mar 20/91 College: Oregon State Career GP: 28 Hgt: 6.05 Pos: DL  
 City: Onitsha, Nigeria All-Star: None Career Starts: 28 Wgt: 250 CFL Yrs: 2  
 Career: Signed as a free agent by BC on Dec 8/20. Status: A

REGULAR SEASON			DEFENSIVE STATISTICS							INTERCEPTIONS				FUMBLE RETURNS				
Year	Tm	GP	GS	DT	ST	TT	KD	FF	QS	TFL	No	Yds	LG	TD	No	Yds	LG	TD
2021	BC	14	14	25	3	28	2	1	4	4	1	33	33	1	2	9	9	0
2022	BC	14	14	25	3	28	0	1	5	1	0				0			
<b>Totals</b>		<b>28</b>	<b>28</b>	<b>50</b>	<b>6</b>	<b>56</b>	<b>2</b>	<b>2</b>	<b>9</b>	<b>5</b>	<b>1</b>	<b>33</b>	<b>33</b>	<b>1</b>	<b>2</b>	<b>9</b>	<b>9</b>	<b>0</b>

**HAGERTY, Josh** **2022: Toronto**  
**Born:** July 27/98 **College:** Saskatchewan **Career GP:** 28 **Hgt:** 6.03 **Cdn Draft:** 2021 TOR **Pos:** DB  
**City:** Regina, SK **All-Star:** None **Career Starts:** 2 **Wgt:** 200 **Rd 6, #47** **CFL Yrs:** 2  
**Career:** Selected by Toronto in the 2021 Canadian Draft. **Status:** N

REGULAR SEASON			DEFENSIVE STATISTICS								INTERCEPTIONS				FUMBLE RETURNS			
Year	Tm	GP	GS	DT	ST	TT	KD	FF	QS	TFL	No	Yds	LG	TD	No	Yds	LG	TD
2021	TOR	14	2	8	6	14	0	0	0	0	0	0	0	0	0	0	0	0
2022	TOR	14	0	7	9	16	1	1	0	0	0	0	0	0	0	0	0	0
<b>Totals</b>		<b>28</b>	<b>2</b>	<b>15</b>	<b>15</b>	<b>30</b>	<b>1</b>	<b>1</b>	<b>0</b>	<b>0</b>	<b>0</b>	<b>0</b>	<b>0</b>	<b>0</b>	<b>0</b>	<b>0</b>	<b>0</b>	<b>0</b>

**HALLETT, Nick** **2022: Winnipeg**  
**Born:** Feb 12/94 **College:** Toronto **Career GP:** 50 **Hgt:** 5.11 **Cdn Draft:** 2019 WPG **Pos:** DB  
**City:** London, ON **All-Star:** None **Career Starts:** 6 **Wgt:** 202 **Rd 7, #61** **CFL Yrs:** 3  
**Career:** Selected by Winnipeg in the 2019 Canadian Draft. **Status:** N

REGULAR SEASON			DEFENSIVE STATISTICS								INTERCEPTIONS				FUMBLE RETURNS				PLAYOFFS		GREY CUP			DEFENCE							
Year	Tm	GP	GS	DT	ST	TT	KD	FF	QS	TFL	No	Yds	LG	TD	No	Yds	LG	TD	Year	Tm	GP	ST	Year	Tm	GP	ST	BK				
2019	WPG	18	0	0	13	13	0	1	0	0	0	0	0	0	1	0	0	0	0	0	0	0	2019	WPG	1	0	2019	WPG	1	0	0
2021	WPG	14	0	7	16	23	0	1	0	0	0	0	0	0	1	6	6	0	2021	WPG	1	0	2021	WPG	1	1	1	0			
2022	WPG	18	6	24	11	35	1	1	0	0	1	13	13	0	0	0	0	0	2022	WPG	1	0	2022	WPG	1	2	1	1			
<b>Totals</b>		<b>50</b>	<b>6</b>	<b>31</b>	<b>40</b>	<b>71</b>	<b>1</b>	<b>3</b>	<b>0</b>	<b>0</b>	<b>1</b>	<b>13</b>	<b>13</b>	<b>0</b>	<b>2</b>	<b>6</b>	<b>6</b>	<b>0</b>	<b>Totals</b>		<b>3</b>	<b>0</b>	<b>Totals</b>		<b>3</b>	<b>3</b>	<b>3</b>	<b>1</b>			

**HALLETT, Noah** **2022: Winnipeg**  
**Born:** Sep 20/97 **College:** McMaster **Career GP:** 11 **Hgt:** 6.00 **Cdn Draft:** 2020 WPG **Pos:** DB  
**City:** London, ON **All-Star:** None **Career Starts:** 2 **Wgt:** 191 **Rd 2, #18** **CFL Yrs:** 2  
**Career:** Selected by Winnipeg in the 2020 Canadian Draft. **Status:** N

REGULAR SEASON			DEFENSIVE STATISTICS								FUMBLE RETURNS				
Year	Tm	GP	GS	DT	ST	TT	KD	FF	QS	TFL	Int	No	Yds	LG	TD
2021	WPG	9	2	1	4	5	0	0	0	0	0	1	10	10	0
2022	WPG	2	0	0	2	2	0	0	0	0	0	0	0	0	0
<b>Totals</b>		<b>11</b>	<b>2</b>	<b>1</b>	<b>6</b>	<b>7</b>	<b>0</b>	<b>0</b>	<b>0</b>	<b>0</b>	<b>0</b>	<b>1</b>	<b>10</b>	<b>10</b>	<b>0</b>

**HAMLIN, Nate** **2022: Edmonton**  
**Born:** Jun 24/95 **College:** Carleton **Career GP:** 25 **Hgt:** 6.00 **Cdn Draft:** 2017 BC **Pos:** DB  
**Country:** Ottawa, ON **All-Star:** None **Career Starts:** 0 **Wgt:** 195 **Rd 4, #33** **CFL Yrs:** 3  
**Career:** Drafted by BC in 2017. Released by BC on Jun 9/19. Signed by OTT on Oct 15/19. Released on JUL 30/21. Signed by EDM on May 15/22. **Status:** N

REGULAR SEASON			DEFENSIVE STATISTICS								INTERCEPTIONS				FUMBLE RETURNS				
Year	Tm	GP	GS	DT	ST	TT	KD	FF	QS	TFL	BK	No	Yds	LG	TD	No	Yds	LG	TD
2017	BC	2	0	0	1	1	0	0	0	0	0	0	0	0	0	0	0	0	0
2018	BC	18	0	0	5	5	0	0	0	0	0	0	0	0	0	0	0	0	0
2022	EDM	5	0	0	1	1	0	0	0	0	0	0	0	0	0	0	0	0	0
<b>Totals</b>		<b>25</b>	<b>0</b>	<b>0</b>	<b>7</b>	<b>7</b>	<b>0</b>	<b>0</b>	<b>0</b>	<b>0</b>	<b>0</b>	<b>0</b>	<b>0</b>	<b>0</b>	<b>0</b>	<b>0</b>	<b>0</b>	<b>0</b>	<b>0</b>

**HANSEN, Thiadric** **2022: Winnipeg**  
**Born:** Dec 26/92 **Amateur:** Potsdam **Career GP:** 32 **Hgt:** 6.02 **Pos:** DL  
**City:** Flensburg, Germany **All-Star:** None **Career Starts:** 0 **Wgt:** 250 **CFL Yrs:** 3  
**Career:** Selected by Winnipeg in the 2019 Global Draft (Rd 1, Pick 2). **Status:** G

REGULAR SEASON			DEFENSIVE STATISTICS								PLAYOFFS		DEFENCE		GREY CUP		DEFENCE					
Year	Tm	GP	GS	DT	ST	TT	KD	FF	QS	TFL	Int	FR	Year	Tm	GP	DT	ST	Year	Tm	GP	DT	ST
2019	WPG	18	0	5	0	5	1	2	1	0	0	0	2019	WPG	2	0	1	2019	WPG	1	0	1
2021	WPG	14	0	8	12	20	2	1	3	0	0	0	2021	WPG	1	0	2	2021	WPG	1	0	0
2022	WPG	10	0	3	9	12	1	0	0	0	0	0	<b>Totals</b>		<b>3</b>	<b>0</b>	<b>3</b>	<b>Totals</b>		<b>2</b>	<b>0</b>	<b>1</b>

**HARDRICK, Jermarcus** **2022: Winnipeg**  
**Born:** May 30/90 **College:** Nebraska **Career GP:** 115 **Hgt:** 6.05 **Pos:** OL  
**City:** Batesville, MS **All-Star:** Div: 2 CFL: 1 **Career Starts:** 113 **Wgt:** 319 **CFL Yrs:** 8  
**Career:** Signed as a free agent by BC on Jul 18/14. Released on Apr 30/15. Signed as a free agent by SSK on Jun 17/15. Released by SSK on Feb 16/16. Signed as a free agent by WPG on Feb 17/16. Made 100th career start on Jul 4/22 at TOR. **Status:** A

**REG SEAS** GP - BC 2014: 12 (10), SSK 2015: 8 (8), WPG 2016: 16 (16), 2017: 18 (18), 2018: 15 (15), 2019: 13 (13), 2021: 11 (11), 2022: 17 (17), Total: 115 (113).  
**PLAYOFFS** GP - BC 2014: 1 (1), WPG 2016: 1 (1), 2017: 1 (1), 2018: 2 (2), 2019: 2 (2), 2021: 1 (1), 2022: 1 (1). **GREY CUP** GP - WPG 2019: 1 (1), 2021: 1 (1), 2022: 1 (1)

**HARELIMANA, Brian** **2022: Montréal**  
**Born:** Dec 16/95 **College:** Montréal **Career GP:** 26 **Hgt:** 6.02 **Cdn Draft:** 2020 MTL **Pos:** LB  
**City:** Laval, QC **All-Star:** None **Career Starts:** 4 **Wgt:** 228 **Rd 4, #33** **CFL Yrs:** 2  
**Career:** Selected by Montréal in the 2020 Canadian Draft. **Status:** N

**HARELIMANA, Brian (Cont'd) 2022: Montréal**

REGULAR SEASON			DEFENSIVE STATISTICS							INTERCEPTIONS				FUMBLE RETURNS				PLAYOFFS			DEFENCE			
Year	Tm	GP	GS	DT	ST	TT	KD	FF	QS	TFL	No	Yds	LG	TD	No	Yds	LG	TD	Year	Tm	GP	DT	ST	
2021	MTL	8	0	2	3	5	0	0	0	0	0	0	0	0	0	0	0	0	2022	MTL	2	0	2	
2022	MTL	18	4	12	6	18	1	1	3	0	0	0	0	0	0	0	0	0						
<b>Totals</b>		<b>26</b>	<b>4</b>	<b>14</b>	<b>9</b>	<b>23</b>	<b>1</b>	<b>1</b>	<b>3</b>	<b>0</b>	<b>0</b>	<b>0</b>	<b>0</b>	<b>0</b>	<b>0</b>	<b>0</b>	<b>0</b>	<b>0</b>						

**HARRIS, Nigel 2022: Saskatchewan**

**Born:** Dec 7/94 **College:** South Florida **Career GP:** 9 **Hgt:** 6.02 **Pos:** LB  
**City:** Gainesville, FL **All-Star:** None **Career Starts:** 0 **Wgt:** 230 **CFL Yrs:** 2  
**Career:** Signed as a free agent by SSK on Apr 12/21. **Status:** A

**REG SEAS** GP - SSK 2021: 6 (0), 2022: 3 (0). Def Tkls - 2021: 2. ST Tkls - 2021: 2, 2022: 1. **PLAYOFFS** GP - SSK 2021: 2 (1). DT: 7. STT: 1. FF: 1. INT: 1 for 5 yds.

**HARRY, Jamie 2022: BC-Edm**

**Born:** Jul 13/94 **College:** University of Ottawa **Career GP:** 22 **Hgt:** 6.02 **Cdn Draft:** 2019 TOR **Pos:** DB  
**City:** Lachine, QC **All-Star:** None **Career Starts:** 6 **Wgt:** 217 **Rd 5, #38** **CFL Yrs:** 3  
**Career:** Selected by Toronto in the 2019 Canadian Draft. Signed by BC on Sept 9/19. Released by BC on Jul 19/22. Signed by EDM on Jul 29/22. **Status:** N

REGULAR SEASON			DEFENSIVE STATISTICS							INTERCEPTIONS				FUMBLE RETURNS						
Year	Tm	GP	GS	DT	ST	TT	KD	FF	QS	TFL	BK	No	Yds	LG	TD	No	Yds	LG	TD	
2019	BC	1	0	0	0	0	0	0	0	0	0	0	0	0	0	0	0	0	0	0
2021	BC	10	0	6	2	8	1	0	0	0	0	0	0	0	0	0	0	0	0	0
2022	BC	2	0	1	0	1	0	0	0	0	0	0	0	0	0	0	0	0	0	0
	EDM	9	6	18	0	18	3	0	0	0	0	0	0	0	0	0	0	0	0	0
<b>Totals</b>		<b>22</b>	<b>6</b>	<b>25</b>	<b>2</b>	<b>27</b>	<b>4</b>	<b>0</b>	<b>0</b>	<b>0</b>	<b>0</b>	<b>0</b>	<b>0</b>	<b>0</b>	<b>0</b>	<b>0</b>	<b>0</b>	<b>0</b>	<b>0</b>	<b>0</b>

**HENDERSON, Amari 2022: Saskatchewan**

**Born:** Sep 8/97 **College:** Wake Forest **Career GP:** 11 **Hgt:** 6.01 **Pos:** DB  
**City:** Charlotte, NC **All-Star:** None **Career Starts:** 11 **Wgt:** 182 **CFL Yrs:** 1  
**Career:** Signed as a free agent by SSK on Jan 20/22. **Status:** A

REGULAR SEASON			DEFENSIVE STATISTICS							INTERCEPTIONS				FUMBLE RETURNS					
Year	Tm	GP	GS	DT	ST	TT	KD	FF	QS	TFL	No	Yds	LG	TD	No	Yds	LG	TD	
2022	SSK	11	11	31	0	31	5	0	0	0	0	0	0	0	1	0	0	0	0

**HENDRIX, Dewayne 2022: Toronto**

**Born:** Jun 13/96 **College:** Pittsburgh **Career GP:** 23 **Hgt:** 6.04 **Pos:** DL  
**City:** O'Fallon, IL **All-Star:** None **Career Starts:** 22 **Wgt:** 270 **CFL Yrs:** 2  
**Career:** Signed as a free agent by TOR on Feb 12/21. **Status:** A

REGULAR SEASON			DEFENSIVE STATISTICS							PLAYOFFS				GREY CUP											
Year	Tm	GP	GS	DT	ST	TT	KD	FF	QS	TFL	Int	FR	Year	Tm	GP	DT	QS	TFL	Year	Tm	GP	DT	QS	FF	TFL
2021	TOR	6	5	9	0	9	0	0	1	1	0	0	2022	TOR	1	6	1	1	2022	TOR	1	1	1	1	1
2022	TOR	17	17	33	1	34	2	0	1	5	0	0													
<b>Totals</b>		<b>23</b>	<b>22</b>	<b>42</b>	<b>1</b>	<b>43</b>	<b>2</b>	<b>0</b>	<b>2</b>	<b>6</b>	<b>0</b>	<b>0</b>													

**HENRY, Makana 2022: Edmonton**

**Born:** Jan 23/87 **College:** Burlington Jrs. **Career GP:** 74 **Hgt:** 6.01 **Pos:** DL  
**City:** Caledon, ON **All-Star:** None **Career Starts:** 31 **Wgt:** 275 **CFL Yrs:** 6  
**Career:** Signed as a free agent by SSK on Aug 9/16. Signed as a free agent by EDM on Feb 8/22. **Status:** N

REGULAR SEASON			DEFENSIVE STATISTICS							INTERCEPTIONS				FUMBLE RETURNS				PLAYOFFS						
Year	Tm	GP	GS	DT	ST	TT	KD	FF	QS	TFL	No	Yds	LG	TD	No	Yds	LG	TD	Year	Tm	GP	DT	QS	FF
2016	SSK	6	5	5	0	5	0	0	0	0	0	0	0	0	0	0	0	0	2017	SSK	2	0	0	0
2017	SSK	15	1	26	3	29	0	0	1	0	0	0	0	0	0	0	0	0	2019	SSK	1	1	0	1
2018	SSK	10	2	15	0	15	0	0	1	0	0	0	0	0	0	0	0	0	2021	SSK	2	1	0	0
2019	SSK	18	11	26	0	26	1	0	3	0	0	0	0	2	8	8	0	0						
2021	SSK	13	1	26	0	26	0	0	2	0	0	0	0	0	0	0	0	0						
2022	EDM	12	11	27	0	27	0	0	1	4	0	0	0	0	0	0	0	0						
<b>Totals</b>		<b>74</b>	<b>31</b>	<b>125</b>	<b>3</b>	<b>128</b>	<b>1</b>	<b>0</b>	<b>8</b>	<b>4</b>	<b>0</b>	<b>0</b>	<b>0</b>	<b>0</b>	<b>2</b>	<b>8</b>	<b>8</b>	<b>0</b>	<b>Totals</b>		<b>5</b>	<b>2</b>	<b>0</b>	<b>1</b>

**HERDMAN-REED, Jordan 2022: Saskatchewan**

**Born:** Jul 21/94 **College:** SFU **Career GP:** 69 **Hgt:** 6.00 **Cdn Draft:** 2017 BC **Pos:** LB  
**City:** Winnipeg, MB **All-Star:** None **Career Starts:** 13 **Wgt:** 235 **Rd 7, #60** **CFL Yrs:** 5  
**Career:** Selected by BC in the 2017 Canadian Draft. Signed as a free agent by SSK on Feb 9/21. Signed as a free agent by BC on Feb 15/23. **Status:** N

REGULAR SEASON			DEFENSIVE STATISTICS							INTERCEPTIONS				FUMBLE RETURNS				PLAYOFFS					
Year	Tm	GP	GS	DT	ST	TT	KD	FF	QS	TFL	No	Yds	LG	TD	No	Yds	LG	TD	Year	Tm	GP	DT	QS
2017	BC	18	0	2	19	21	0	0	0	0	0	0	0	0	0	0	0	0	2018	BC	1	4	0
2018	BC	18	8	56	17	73	3	0	2	1	0	0	0	0	0	0	0	0					
2019	BC	16	5	37	8	45	2	1	1	0	0	0	0	0	0	0	0	0					
2021	SSK	9	0	1	2	3	0	0	0	0	0	0	0	0	0	0	0	0					
2022	SSK	8	0	0	4	4	0	0	0	0	0	0	0	0	0	0	0	0					
<b>Totals</b>		<b>69</b>	<b>13</b>	<b>96</b>	<b>50</b>	<b>146</b>	<b>5</b>	<b>1</b>	<b>3</b>	<b>1</b>	<b>0</b>	<b>0</b>	<b>0</b>	<b>0</b>	<b>0</b>	<b>0</b>	<b>0</b>	<b>0</b>	<b>Totals</b>		<b>1</b>	<b>4</b>	<b>0</b>

**HERDMAN-REED, Justin** **2022: Saskatchewan**  
**Born:** Jul 21/94 **College:** SFU **Career GP:** 67 **Hgt:** 5.10 **Cdn Draft:** 2017 TOR **Pos:** LB  
**City:** Winnipeg, MB **All-Star:** None **Career Starts:** 8 **Wgt:** 233 **Rd 7, #54** **CFL Yrs:** 5  
**Career:** Selected by Toronto in the 2017 Canadian Draft. Signed as a free agent by SSK on Feb 9/21. **Status:** N

REGULAR SEASON			DEFENSIVE STATISTICS								INTERCEPTIONS				FUMBLE RETURNS				PLAYOFFS					
Year	Tm	GP	GS	DT	ST	TT	KD	FF	QS	TFL	No	Yds	LG	TD	No	Yds	LG	TD	Year	Tm	GP	DT	QS	
2017	TOR	11	0	3	2	5	0	0	0	0	0	0	0	0	0	0	0	0	2021	SSK	2	1	0	
2018	TOR	18	0	3	19	22	0	0	0	0	0	0	0	0	0	0	0	0						
2019	TOR	11	7	36	5	41	2	2	2	2	0	0	0	0	0	0	0	0						
2021	SSK	13	1	5	5	10	0	0	0	0	0	0	0	0	0	0	0	0						
2022	SSK	14	0	2	10	12	0	0	0	0	0	0	0	0	0	0	0	0						
<b>Totals</b>		<b>67</b>	<b>8</b>	<b>49</b>	<b>41</b>	<b>90</b>	<b>2</b>	<b>2</b>	<b>2</b>	<b>2</b>	<b>0</b>	<b>0</b>	<b>0</b>	<b>0</b>	<b>0</b>	<b>0</b>	<b>0</b>	<b>0</b>	<b>Totals</b>		<b>2</b>	<b>1</b>	<b>0</b>	

**HLADIK, Ben** **2022: BC**  
**Born:** March 8/99 **College:** UBC **Career GP:** 32 **Hgt:** 6.04 **Cdn Draft:** 2021 BC **Pos:** LB  
**City:** Vernon, BC **All-Star:** None **Career Starts:** 13 **Wgt:** 235 **Rd 3, #22** **CFL Yrs:** 2  
**Career:** Selected by BC in the 2021 Canadian Draft. **Status:** N

REGULAR SEASON			DEFENSIVE STATISTICS								INTERCEPTIONS				FUMBLE RETURNS				PLAYOFFS			DEFENCE		
Year	Tm	GP	GS	DT	ST	TT	KD	FF	QS	TFL	No	Yds	LG	TD	No	Yds	LG	TD	Year	Tm	GP	DT	ST	
2021	BC	14	0	2	6	8	0	0	0	0	0	0	0	0	0	0	0	0	2022	BC	2	9	0	
2022	BC	18	13	59	6	65	4	1	2	0	2	32	18	0	1	0	0	0						
<b>Totals</b>		<b>32</b>	<b>13</b>	<b>61</b>	<b>12</b>	<b>73</b>	<b>4</b>	<b>1</b>	<b>2</b>	<b>0</b>	<b>2</b>	<b>32</b>	<b>18</b>	<b>0</b>	<b>1</b>	<b>0</b>	<b>0</b>	<b>0</b>						

**HOGAN-SAINDON, Cyrille** **2022: Ottawa**  
**Born:** Aug 6/97 **College:** Laval **Career GP:** 18 **Hgt:** 6.05 **Cdn Draft:** 2022 OTT **Pos:** OL  
**City:** Quebec City, QC **All-Star:** None **Career Starts:** 3 **Wgt:** 300 **Rd 2, #11** **CFL Yrs:** 1  
**Career:** Selected by Ottawa in the 2022 Canadian Draft. Played 18 games as a rookie in '22. Made first career started on Jul 8/22 at SSK. **Status:** N

**HOLM, Evan** **2022: Winnipeg**  
**Born:** Apr 14/98 **College:** North Dakota **Career GP:** 9 **Hgt:** 5.11 **Pos:** DB  
**City:** Edina, MN **All-Star:** None **Career Starts:** 4 **Wgt:** 180 **CFL Yrs:** 1  
**Career:** Signed as a free agent by Winnipeg on May 23/22. **Status:** A

REGULAR SEASON			DEFENSIVE STATISTICS								INTERCEPTIONS				FUMBLE RETURNS				PLAYOFFS			GREY CUP				
Year	Tm	GP	GS	DT	ST	TT	KD	FF	QS	TFL	No	Yds	LG	TD	No	Yds	LG	TD	Year	Tm	GP	ST	Year	Tm	GP	ST
2022	WPG	9	4	21	3	24	2	0	0	1	1	21	21	0	0	0	0	0	2022	WPG	1	2	2022	WPG	1	0

**REG SEAS** Punt Returns - 2022: 4 for 37 yds, LG 21. Kickoff Returns - 2022: 1 for 16 yds. FGM Returns - 2022: 1 for 43 yds

**HORNBUCKLE, Tre** **2022: Ottawa**  
**Born:** Dec 22/97 **College:** Duke **Career GP:** 20 **Hgt:** 6.04 **Pos:** DL  
**City:** Murray, MO **All-Star:** None **Career Starts:** 5 **Wgt:** 255 **CFL Yrs:** 2  
**Career:** Signed as a free agent by Ottawa on Oct 6/21. **Status:** A

REGULAR SEASON			DEFENSIVE STATISTICS								INTERCEPTIONS				FUMBLE RETURNS			
Year	Tm	GP	GS	DT	ST	TT	KD	FF	QS	TFL	No	Yds	LG	TD	No	Yds	LG	TD
2021	OTT	2	1	3	0	3	0	0	0	0	0	0	0	0	1	0	0	0
2022	OTT	18	4	21	0	21	1	0	5	2	0	0	0	0	0	0	0	0
<b>Totals</b>		<b>20</b>	<b>5</b>	<b>24</b>	<b>0</b>	<b>24</b>	<b>1</b>	<b>0</b>	<b>5</b>	<b>2</b>	<b>0</b>	<b>0</b>	<b>0</b>	<b>0</b>	<b>1</b>	<b>0</b>	<b>0</b>	<b>0</b>

**HOUSTON, Demerio** **2022: Winnipeg**  
**Born:** Sep 3/96 **College:** Southern University **Career GP:** 15 **Hgt:** 5.10 **Pos:** DB  
**City:** Shelby, NC **All-Star:** None **Career Starts:** 11 **Wgt:** 169 **CFL Yrs:** 2  
**Career:** Signed as a free agent by Winnipeg on Oct 22/19. **Status:** A

REGULAR SEASON			DEFENSIVE STATISTICS								INTERCEPTIONS				FUMBLE RETURNS			
Year	Tm	GP	GS	DT	ST	TT	KD	FF	QS	TFL	No	Yds	LG	TD	No	Yds	LG	TD
2021	WPG	4	2	7	3	10	1	0	0	0	0	0	0	0	0	0	0	0
2022	WPG	11	9	27	0	27	2	0	0	0	2	33	33	0	1	3	3	0
<b>Totals</b>		<b>15</b>	<b>11</b>	<b>34</b>	<b>3</b>	<b>37</b>	<b>3</b>	<b>0</b>	<b>0</b>	<b>0</b>	<b>2</b>	<b>33</b>	<b>33</b>	<b>0</b>	<b>1</b>	<b>3</b>	<b>3</b>	<b>0</b>

**HOWELL, Justin** **2022: Ottawa**  
**Born:** Dec 4/93 **College:** Carleton **Career GP:** 45 **Hgt:** 5.10 **Cdn Draft:** 2018 OTT **Pos:** DB  
**City:** Bradford, ON **All-Star:** None **Career Starts:** 14 **Wgt:** 199 **Rd 7, #55** **CFL Yrs:** 4  
**Career:** Selected by Ottawa in the 2018 Canadian Draft. **Status:** N

REGULAR SEASON			DEFENSIVE STATISTICS								INTERCEPTIONS				FUMBLE RETURNS				PLAYOFFS			GREY CUP				
Year	Tm	GP	GS	DT	ST	TT	KD	FF	QS	TFL	No	Yds	LG	TD	No	Yds	LG	TD	Year	Tm	GP	DT	Year	Tm	GP	DT
2018	OTT	13	2	8	8	16	1	0	0	0	0	0	0	0	0	0	0	0	2018	OTT	1	6	2018	OTT	1	0
2019	OTT	14	2	14	8	22	0	0	1	0	0	0	0	0	0	0	0	0								
2021	OTT	13	5	25	9	34	1	2	0	0	0	0	0	0	0	0	0	0								
2022	OTT	5	5	14	2	16	1	2	0	0	0	0	0	0	0	0	0	0								
<b>Totals</b>		<b>45</b>	<b>14</b>	<b>61</b>	<b>27</b>	<b>88</b>	<b>3</b>	<b>4</b>	<b>1</b>	<b>0</b>	<b>0</b>	<b>0</b>	<b>0</b>	<b>0</b>	<b>0</b>	<b>0</b>	<b>0</b>	<b>0</b>	<b>Totals</b>		<b>1</b>	<b>6</b>	<b>Totals</b>		<b>1</b>	<b>0</b>

**HOWSARE, Julian** **2022: Hamilton**  
**Born:** Sep 11/92 **College:** Clarion **Career GP:** 62 **Hgt:** 6.03 **Pos:** DL  
**City:** Altoona, PA **All-Star:** Div: 1 CFL: 0 **Career Starts:** 46 **Wgt:** 255 **CFL Yrs:** 4  
**Career:** Signed by HAM on Feb 28/18. Signed as a free agent by CGY on Feb 14/23. Selected 2022 East Div. All-Star. **Status:** A

REGULAR SEASON				DEFENSIVE STATISTICS								INTERCEPTIONS				PLAYOFFS			Fum Ret		GREY CUP																
Year	Tm	GP	GS	DT	ST	TT	KD	FF	QS	TFL	FR	No	Yds	LG	TD	Year	Tm	GP	DT	QS	TFL	No	Yds	Year	Tm	GP	DT										
2018	HAM	15	7	26	0	26	1	1	3	3	0	0				2018	HAM	2	0	0	0	0	0	0	0	0	0	0	2019	HAM	1	1	1	0	0	0	0
2019	HAM	18	10	22	4	26	0	0	6	3	0	0				2019	HAM	1	5	1	0	0	0	0	0	0	0	2021	HAM	1	1	1	0	0	0	0	
2021	HAM	13	13	34	0	34	1	0	5	2	0	0				2021	HAM	2	9	1	1	1	1	45													
2022	HAM	16	16	30	1	31	1	0	7	2	0	2	53	30	0	2022	HAM	1	7	1	0	0	0														
<b>Totals</b>		<b>62</b>	<b>46</b>	<b>112</b>	<b>5</b>	<b>117</b>	<b>3</b>	<b>1</b>	<b>21</b>	<b>10</b>	<b>0</b>	<b>2</b>	<b>53</b>	<b>30</b>	<b>0</b>	<b>Totals</b>		<b>6</b>	<b>21</b>	<b>3</b>	<b>1</b>	<b>1</b>	<b>45</b>			<b>Totals</b>		<b>2</b>	<b>4</b>								

**HOYTE, Trevor** **2022: Toronto**  
**Born:** May 30/98 **College:** Carleton **Career GP:** 31 **Hgt:** 6.02 **Cdn Draft:** 2021 TOR **Pos:** LB  
**City:** Gatineau, QC **All-Star:** None **Career Starts:** 1 **Wgt:** 218 **Rd 4, #33** **CFL Yrs:** 2  
**Career:** Selected by Toronto in the 2021 Canadian Draft. **Status:** N

REGULAR SEASON				DEFENSIVE STATISTICS								INTERCEPTIONS				FUMBLE RETURNS				PLAYOFFS			GREY CUP								
Year	Tm	GP	GS	DT	ST	TT	KD	FF	QS	TFL	FR	No	Yds	LG	TD	No	Yds	LG	TD	BK	Year	Tm	GP	STT	Year	Tm	GP	STT			
2021	TOR	14	1	20	6	26	0	0	0	1	0	0				0					2022	TOR	1	1	2022	TOR	1	1			
2022	TOR	17	0	14	8	22	1	0	0	0	0	1	0	0	0	1	0	0	0	1 (Pt)											
<b>Totals</b>		<b>31</b>	<b>1</b>	<b>34</b>	<b>14</b>	<b>48</b>	<b>1</b>	<b>0</b>	<b>0</b>	<b>1</b>	<b>0</b>	<b>0</b>	<b>0</b>	<b>0</b>	<b>0</b>	<b>1</b>	<b>0</b>	<b>0</b>	<b>0</b>	<b>1</b>											

**HUGHES, Charleston** **2022: Saskatchewan**  
**Born:** Dec 14/83 **College:** Northwood **Career GP:** 202 **Hgt:** 6.01 **Pos:** DL  
**City:** Saginaw, MI **All-Star:** Div: 8 CFL: 6 **Career Starts:** 182 **Wgt:** 246 **CFL Yrs:** 14  
**Career:** Signed by CGY in June 2008. Traded to HAM on Feb 2/18 for a 4th rd pick, then to SSK for QB Vernon Adams Jr. Selected 2013 West Div. M/O Defensive Player. Signed by TOR on Feb 4/21. Released on Dec 27/21. Signed by SSK on May 10/22. Enters 2023 as the CFL's active leader and 5th all-time with 136 sacks, 21 short of all-time leader Grover Covington (157). Played 200th career game on Sep 16/22 vs EDM. **Status:** A

REGULAR SEASON				DEFENSIVE STATISTICS								INTERCEPTIONS				FUMBLE RETURNS				PLAYOFFS			GREY CUP							
Year	Tm	GP	GS	DT	ST	TT	KD	FF	QS	TFL	FR	No	Yds	LG	TD	No	Yds	LG	TD	BK	Year	Tm	GP	DT	QS	FR	Yds			
2008	CGY	16	15	66	5	71	5	1	5	12	0	2	16	16	0	2008	CGY	1	4	0	1	4								
2009	CGY	8	0	24	12	36	2	1	6	3	0	0				2009	CGY	2	9	1	0									
2010	CGY	15	12	35	8	43	3	2	7	5	0	0				2010	CGY	1	0	0	0									
2011	CGY	16	16	40	6	46	4	2	7	3	1	67	67	0	1	71	71	1			2011	CGY	1	2	0	0				
2012	CGY	18	18	53	6	59	3	5	11	7	1	31	31	0	0						2012	CGY	2	4	0	0				
2013	CGY	16	16	39	0	39	3	3	18	3	1	6	6	0	0	0					2013	CGY	1	4	0	0				
2014	CGY	11	11	28	1	29	3	3	8	2	0	0				2014	CGY	1	1	0	0									
2015	CGY	15	15	39	0	39	2	2	10	3	0	1	0	0	0	2016	CGY	1	0	0	0									
2016	CGY	18	18	47	0	47	1	3	16	4	0	0				2017	CGY	1	3	1	0									
2017	CGY	14	14	41	0	41	0	1	11	2	0	1	9	9	0	2018	SSK	1	1	0	0									
2018	SSK	17	17	35	0	35	4	3	15	2	0	2	57	57	1	2019	SSK	1	5	1	0									
2019	SSK	17	17	50	0	50	0	4	16	3	0	2	45	45	1															
2021	TOR	9	9	18	1	19	3	0	2	2	0	1	3	3	0															
2022	SSK	12	4	11	0	11	0	3	4	1	0	3	12	10	0															
<b>Totals</b>		<b>202</b>	<b>182</b>	<b>526</b>	<b>39</b>	<b>565</b>	<b>33</b>	<b>33</b>	<b>136</b>	<b>52</b>	<b>3</b>	<b>104</b>	<b>104</b>	<b>0</b>	<b>13</b>	<b>213</b>	<b>71</b>	<b>3</b>			<b>Totals</b>	<b>13</b>	<b>33</b>	<b>3</b>	<b>1</b>	<b>4</b>				

GREY CUP CGY - GP: 2008: 1, 2012: 1, 2016: 1, 2017: 1. Total: 4. DT - 2008: 1, 2012: 5, 2016: 1, 2017: 2. Total: 9. QB Sacks - 2012: 1

**HUNTER, Monshadrik** **2022: Ottawa**  
**Born:** Jul 11/95 **College:** Arkansas State **Career GP:** 56 **Hgt:** 6.01 **Pos:** DB  
**City:** Prosper, TX **All-Star:** Div: 1 CFL: 0 **Career Starts:** 51 **Wgt:** 193 **CFL Yrs:** 4  
**Career:** Signed as a free agent by EDM on Feb 6/18. Signed by MTL on Feb 12/20. Signed by OTT on Feb 9/22. **Status:** A

REGULAR SEASON				DEFENSIVE STATISTICS								INTERCEPTIONS				FUMBLE RETURNS			
Year	Tm	GP	GS	DT	ST	TT	KD	FF	QS	TFL	FR	No	Yds	LG	TD	No	Yds	LG	TD
2018	EDM	12	8	26	9	35	1	0	0	0	2	28	28	0	1	0	0	0	0
2019	EDM	18	17	59	2	61	5	0	1	0	2	25	25	0	0				
2021	MTL	14	14	44	1	45	10	0	1	3	2	13	12	0	0				
2022	OTT	12	12	38	0	38	3	0	0	0	4	74	56	0	1	0	0	0	0
<b>Totals</b>		<b>56</b>	<b>51</b>	<b>167</b>	<b>12</b>	<b>179</b>	<b>19</b>	<b>0</b>	<b>2</b>	<b>3</b>	<b>10</b>	<b>140</b>	<b>56</b>	<b>0</b>	<b>2</b>	<b>0</b>	<b>0</b>	<b>0</b>	<b>0</b>

**HUNTER, Ryan** **2022: Toronto**  
**Born:** Apr 1/95 **College:** Bowling Green **Career GP:** 5 **Hgt:** 6.03 **Cdn Draft:** 2018 TOR **Pos:** OL  
**City:** North Bay, ON **All-Star:** None **Career Starts:** 2 **Wgt:** 315 **Rd 1, #9** **CFL Yrs:** 1  
**Career:** Selected by TOR in the 2018 Canadian Draft. Played for KC & LAC (NFL) from 2018-2022. Signed by TOR on Sep 23/22. **Status:** N

REG SEAS GP - TOR 2022: 5 (2). PLAYOFFS GP - TOR 2022: 1 (1). GREY CUP GP - TOR 2022: 1 (1).

**HUS, Jorgen** **2022: Saskatchewan**  
**Born:** Sep 12/89 **College:** Regina **Career GP:** 113 **Hgt:** 6.01 **Cdn Draft:** 2013 EDM **Pos:** LS  
**City:** Saskatoon, SK **All-Star:** None **Career Starts:** 0 **Wgt:** 230 **Rd 4, #31** **CFL Yrs:** 7  
**Career:** Selected by Edmonton in the 2013 Draft. Rights traded by EDM to SSK on May 11/15 for WR Cory Watson. **Status:** N



**HUS, Jorgen (Cont'd)**

2022: Saskatchewan

**REGULAR SEASON**

Year	Tm	GP	GS	DT	ST	Year	Tm	GP	GS	DT	ST
2015	SSK	18	0	0	5	2019	SSK	18	0	0	2
2016	SSK	9	0	0	0	2021	SSK	14	0	0	2
2017	SSK	18	0	0	0	2022	SSK	18	0	0	2
2018	SSK	18	0	0	8						
<b>Career Regular Season</b>				<b>Totals</b>				<b>113</b>	<b>0</b>	<b>0</b>	<b>19</b>

**PLAYOFFS**

Year	Tm	GP	ST
2017	SSK	2	2
2018	SSK	1	0
2019	SSK	1	0
2021	SSK	2	0
<b>Totals</b>		<b>6</b>	<b>2</b>

**HUTTER, Scott**

2022: Edmonton

**Born:** Aug 11/97 **College:** Wilfrid Laurier **Career GP:** 33 **Hgt:** 6.00 **Cdn Draft:** 2019 EDM **Pos:** DB  
**City:** London, ON **All-Star:** None **Career Starts:** 14 **Wgt:** 195 **Rd 6, #50** **CFL Yrs:** 3  
**Career:** Selected by Edmonton in the 2019 Canadian Draft. **Status:** N

**REGULAR SEASON**

Year	Tm	GP	GS	DEFENSIVE STATISTICS				INTERCEPTIONS				FUMBLE RETURNS						
				DT	ST	TT	KD	FF	QS	TFL	No	Yds	LG	TD	No	Yds	LG	TD
2019	EDM	8	0	0	11	11	0	0	0	0	0	0	0	0	0	0	0	0
2021	EDM	7	1	0	5	5	0	0	0	0	0	0	0	0	0	0	0	0
2022	EDM	18	13	57	9	66	5	1	0	1	0	2	0	0	0	0	0	0
<b>Totals</b>		<b>33</b>	<b>14</b>	<b>57</b>	<b>25</b>	<b>82</b>	<b>5</b>	<b>1</b>	<b>0</b>	<b>1</b>	<b>0</b>	<b>2</b>	<b>0</b>	<b>0</b>	<b>0</b>	<b>0</b>	<b>0</b>	<b>0</b>

**IVEY, Martez**

2022: Edmonton

**Born:** Jul 25/95 **College:** Florida **Career GP:** 16 **Hgt:** 6.03 **Pos:** OL  
**City:** Apopka, FL **All-Star:** None **Career Starts:** 16 **Wgt:** 305 **CFL Yrs:** 2  
**Career:** Signed as a free agent by TOR on Oct 15/21. Signed as a free agent by EDM on Jun 5/22. Started 15 games in 2022. **Status:** A

**REG SEAS** GP - TOR 2021: 1 (1), EDM 2022: 15 (15), Total: 16 (16).

**JACK-KURDYLA, Tomas**

2022: Edmonton

**Born:** Feb 27/96 **College:** Buffalo **Career GP:** 24 **Hgt:** 6.04 **Cdn Draft:** 2020 EDM **Pos:** OL  
**City:** Montréal, QC **All-Star:** None **Career Starts:** 18 **Wgt:** 300 **Rd 1, #4** **CFL Yrs:** 2  
**Career:** Selected by Edmonton in the 2020 Canadian Draft. **Status:** N

**REG SEAS** GP - EDM 2021: 13 (9), 2022: 11 (9), Total: 24 (18).

**JAMERSON, Natrell**

2022: Calgary

**Born:** Dec 15/95 **College:** Wisconsin **Career GP:** 4 **Hgt:** 5.11 **Pos:** DB  
**City:** Ocala, FL **All-Star:** None **Career Starts:** 4 **Wgt:** 189 **CFL Yrs:** 1  
**Career:** Signed as a free agent by CGY on Apr 18/22. **Status:** A

**REGULAR SEASON**

Year	Tm	GP	GS	DEFENSIVE STATISTICS				INTERCEPTIONS				FUMBLE RETURNS						
				DT	ST	TT	KD	FF	QS	TFL	No	Yds	LG	TD	No	Yds	LG	TD
2022	CGY	4	4	12	0	12	2	0	0	2	0	0	0	0	0	0	0	0

**PLAYOFFS**

Year	Tm	GP	DT
2022	CGY	1	5

**JAMIESON, Sean**

2022: Montréal

**Born:** Jul 12/94 **College:** Western **Career GP:** 59 **Hgt:** 6.03 **Cdn Draft:** 2016 MTL **Pos:** OL  
**City:** Winnipeg, MB **All-Star:** None **Career Starts:** 47 **Wgt:** 317 **Rd 3, #20** **CFL Yrs:** 5  
**Career:** Selected by Montréal in the 2016 Canadian Draft. **Status:** N

**REG SEAS** GP - MTL 2017: 8 (2), 2018: 16 (11), 2019: 15 (14), 2021: 8 (8), 2022: 12 (12), Total: 59 (47).

**PLAYOFFS** GP - MTL 2019: 1 (1), 2021: 1 (1). Total: 2 (2).

**JEFFCOAT, Jackson**

2022: Winnipeg

**Born:** Dec 26/90 **College:** Texas **Career GP:** 64 **Hgt:** 6.03 **Pos:** DL  
**City:** Dallas, TX **All-Star:** Div: 1 CFL: 1 **Career Starts:** 62 **Wgt:** 243 **CFL Yrs:** 5  
**Career:** Signed as a free agent by WPG on Feb 21/17. **Status:** A

**REGULAR SEASON**

Year	Tm	GP	GS	DEFENSIVE STATISTICS				INT & FUM RETS						
				DT	ST	TT	KD	FF	QS	TFL	INT	Yds	FR	Yds
2017	WPG	16	16	36	3	39	2	1	7	3	1	17	1	0
2018	WPG	12	10	21	0	21	2	2	5	3	0	1	0	0
2019	WPG	12	12	23	0	23	3	2	5	1	0	0	0	0
2021	WPG	12	12	26	0	26	2	4	9	6	0	0	0	0
2022	WPG	12	12	20	0	20	2	1	4	2	1	10	1	0
<b>Totals</b>		<b>64</b>	<b>62</b>	<b>126</b>	<b>3</b>	<b>129</b>	<b>11</b>	<b>10</b>	<b>30</b>	<b>15</b>	<b>2</b>	<b>27</b>	<b>3</b>	<b>0</b>

**PLAYOFFS**

Yr	Tm	GP	DT	QS	FF
'17	WPG	1	5	1	0
'18	WPG	2	6	4	0
'19	WPG	2	4	0	0
'21	WPG	1	2	1	1
'22	WPG	1	2	1	0
<b>Totals</b>		<b>7</b>	<b>19</b>	<b>7</b>	<b>1</b>

**GREY CUP**

Year	Tm	DT	QS	FR	FF	KD
2019	WPG	4	2	1	0	0
2021	WPG	0	0	0	0	1
2022	WPG	2	1	1	1	0
<b>Totals</b>		<b>6</b>	<b>3</b>	<b>2</b>	<b>1</b>	<b>1</b>

**JEFFERSON, Willie**

2022: Winnipeg

**Born:** Jan 31/91 **College:** Stephen F. Austin **Career GP:** 126 **Hgt:** 6.07 **Pos:** DL  
**City:** Beaumont, TX **All-Star:** Div: 5 CFL: 4 **Career Starts:** 106 **Wgt:** 242 **CFL Yrs:** 8  
**Career:** Signed as a free agent by EDM on Apr 3/14. Released by EDM on Jan 15/16 to sign NFL deal. Signed by SSK on Sep 28/16. Signed as a free agent by WPG on Feb 13/19. Named 2019 CFL M/O Defensive Player. Selected West Div. All-Star in 2022. **Status:** A

**Willie Jefferson (Cont'd)** **2022: Winnipeg**

REGULAR SEASON			DEFENSIVE STATISTICS										INTERCEPTIONS					FUMBLE RETURNS					PLAYOFFS								
Year	Tm	GP	GS	DT	ST	TT	KD	FF	QS	TFL	No	Yds	LG	TD	No	Yds	LG	TD	BK	Year	Tm	GP	DT	QS	Int	FF	KD				
2014	EDM	17	10	19	0	19	6	0	4	2	0				1	7	7	0	1	2014	EDM	2	1	0	0	0	0				
2015	EDM	18	6	24	0	24	4	3	6	1	0				0				0	2015	EDM	1	1	0	0	0	0				
2016	SSK	5	4	8	0	8	4	1	3	0	0				0				0	2017	SSK	2	3	1	1	0	0	2			
2017	SSK	18	18	45	1	46	6	0	8	2	0				1	22	22	1	1	2018	SSK	1	3	1	0	1	0				
2018	SSK	18	18	34	0	34	3	2	10	0	2	146	97	2	2	0	0	0	0	2019	WPG	2	0	0	0	0	0				
2019	WPG	18	18	25	0	25	16	6	12	0	1	30	30	0	2	16	16	0	0	2021	WPG	1	2	1	0	1	0				
2021	WPG	14	14	18	1	19	5	3	7	5	2	45	39	1	1	0	0	0	0	2022	WPG	1	1	0	0	1	1				
2022	WPG	18	18	33	0	33	10	2	7	3	1	30	30	1	0				0	Totals		10	11	3	1	3	3				
<b>Totals</b>		<b>126</b>	<b>106</b>	<b>206</b>	<b>2</b>	<b>208</b>	<b>54</b>	<b>17</b>	<b>57</b>	<b>13</b>	<b>6</b>	<b>251</b>	<b>97</b>	<b>4</b>	<b>7</b>	<b>45</b>	<b>22</b>	<b>1</b>	<b>2</b>	<b>Totals</b>		<b>10</b>	<b>11</b>	<b>3</b>	<b>1</b>	<b>3</b>	<b>3</b>				

GREY CUP								
Year	Tm	GP	DT	ST	QS	FF	KD	TFL
2015	EDM	1	1	0	0	0	0	0
2019	WPG	1	2	0	3	2	0	0
2021	WPG	1	3	0	0	0	0	1
2022	WPG	1	0	1	0	0	2	0
<b>Totals</b>		<b>4</b>	<b>6</b>	<b>1</b>	<b>3</b>	<b>2</b>	<b>2</b>	<b>1</b>

**JOHNSON JR., Gary** **2022: Saskatchewan**

**Born:** Aug 2/96 **College:** Texas **Career GP:** 14 **Hgt:** 6.00 **Pos:** LB  
**City:** Douglas, AL **All-Star:** None **Career Starts:** 0 **Wgt:** 230 **CFL Yrs:** 3  
**Career:** Signed as a free agent by SSK on Oct 7/19. Signed as a free agent by OTT on Feb 14/23. **Status:** A

**REG SEAS** GP - SSK 2019: 2 (0), 2021: 6 (0), 2022: 6 (0). Def Tackles: 2021: 8, 2022: 1. ST Tackles - 2019: 2, 2021: 10, 2022: 4. Sacks - 2021: 1. TFL - 2022: 1  
**PLAYOFFS** GP - SSK 2019: 1. ST Tackles - 2019: 1.

**JOHNSON, Evan** **2022: Saskatchewan**

**Born:** Aug 21/94 **College:** Saskatchewan **Career GP:** 84 **Hgt:** 6.04 **Cdn Draft:** 2017 OTT **Pos:** OL  
**City:** Regina, SK **All-Star:** None **Career Starts:** 70 **Wgt:** 290 **Rd 1, #9** **CFL Yrs:** 5  
**Career:** Selected by Ottawa in the 2017 Canadian Draft. Signed as a free agent by SSK on Feb 9/21. **Status:** N

**REG SEAS** GP - OTT 2017: 18 (6), 2018: 16 (14), 2019: 18 (18), SSK 2021: 14 (14), 2022: 18 (18), Total: 84 (70)  
**PLAYOFFS** GP - OTT 2017: 1 (1), 2018: 1 (1), SSK 2021: 2 (2). **GREY CUP** GP - OTT 2018: 1 (1).

**JOHNSON, Hakeem** **2022: BC**

**Born:** Jun 14/94 **College:** Western **Career GP:** 38 **Hgt:** 6.01 **Cdn Draft:** 2019 BC **Pos:** DB  
**City:** Brampton, ON **All-Star:** None **Career Starts:** 5 **Wgt:** 190 **Rd 4, #33** **CFL Yrs:** 3  
**Career:** Selected by BC in the 2019 Canadian Draft. Signed as a free agent by EDM on Feb 17/23. **Status:** N

REGULAR SEASON			DEFENSIVE STATISTICS										INT RETURNS			
Year	Tm	GP	GS	DT	ST	TT	KD	FF	QS	TFL	FR	No	Yds	LG	TD	
2019	BC	8	0	3	1	4	0	0	0	0	0	0	0			
2021	BC	14	4	12	4	16	2	0	0	0	0	1	6	6	0	
2022	BC	16	1	3	4	7	0	0	0	0	0	0	0	0	0	
<b>Totals</b>		<b>38</b>	<b>5</b>	<b>18</b>	<b>9</b>	<b>27</b>	<b>2</b>	<b>0</b>	<b>0</b>	<b>0</b>	<b>0</b>	<b>1</b>	<b>6</b>	<b>6</b>	<b>0</b>	

**JOHNSON, Micah** **2022: Hamilton**

**Born:** Jun 22/88 **College:** Kentucky **Career GP:** 124 **Hgt:** 6.02 **Pos:** DL  
**City:** Columbus, GA **All-Star:** Div: 5 CFL: 3 **Career Starts:** 120 **Wgt:** 278 **CFL Yrs:** 9  
**Career:** Signed by CGY on May 27/13. Signed by SSK on Feb 12/19. Signed by HAM on Feb 9/22. Signed by SSK on Feb 14/23. Selected '22 East Div. A/S. **Status:** A

REGULAR SEASON			DEFENSIVE STATISTICS										INTERCEPTIONS				FUMBLE RETURNS				PLAYOFFS			GREY CUP				
Year	Tm	GP	GS	DT	ST	TT	KD	FF	QS	TFL	Int	Yds	LG	TD	No	Yds	LG	TD	Year	Tm	GP	DT	QS	Year	Tm	GP	DT	
2013	CGY	12	12	16	1	17	0	0	2	1	1	2	2	0	0				2015	CGY	2	6	1		2016	CGY	1	2
2014	CGY	6	6	19	0	19	0	0	3	4	0				0			2016	CGY	1	1	0		2017	CGY	1	2	
2015	CGY	11	7	32	0	32	4	1	6	2	0				1	0	0	0	2017	CGY	1	0	0		2018	CGY	1	3
2016	CGY	17	17	36	0	36	3	2	7	2	0				1	0	0	0	2018	CGY	1	1	1		2019	SSK	1	1
2017	CGY	18	18	34	0	34	1	0	9	2	0				0				2019	SSK	1	2	0		2021	SSK	2	0
2018	CGY	17	17	28	1	29	2	3	14	2	1	0	0	0	0				2021	SSK	2	4	0		2022	HAM	1	1
2019	SSK	15	15	26	0	26	2	0	4	3	0				0				2022	HAM	1	3	1					
2021	SSK	12	12	19	0	19	1	0	2	8	0				1	0	0	0										
2022	HAM	16	16	24	0	24	1	0	7	5	0				0													
<b>Totals</b>		<b>124</b>	<b>120</b>	<b>234</b>	<b>2</b>	<b>236</b>	<b>14</b>	<b>6</b>	<b>54</b>	<b>29</b>	<b>2</b>	<b>2</b>	<b>2</b>	<b>0</b>	<b>3</b>	<b>0</b>	<b>0</b>	<b>0</b>	<b>Totals</b>		<b>9</b>	<b>17</b>	<b>3</b>		<b>Totals</b>		<b>3</b>	<b>7</b>

**JOHNSON, Mustafa** **2022: Montréal**

**Born:** Feb 16/99 **College:** Colorado **Career GP:** 8 **Hgt:** 6.02 **Pos:** DL  
**City:** Aurora, CO **All-Star:** None **Career Starts:** 7 **Wgt:** 290 **CFL Yrs:** 1  
**Career:** Signed as a free agent by MTL on Sep 1/22. **Status:** A

REGULAR SEASON			DEFENSIVE STATISTICS										INTERCEPTIONS				FUMBLE RETURNS				PLAYOFFS		
Year	Tm	GP	GS	DT	ST	TT	KD	FF	QS	TFL	Int	Yds	LG	TD	No	Yds	LG	TD	Year	Tm	GP	DT	
2022	MTL	8	7	18	0	18	0	0	2	1	0				1	13	13	0	2022	MTL	2	2	

**JONES, Jarnor** **2022: Montréal**  
**Born:** Apr 29/94 **College:** Iowa State **Career GP:** 18 **Hgt:** 6.03 **Pos:** DB  
**City:** Lithonia, GA **All-Star:** None **Career Starts:** 6 **Wgt:** 209 **CFL Yrs:** 2  
**Career:** Signed as a free agent by WPG on Jan 17/19. Released by WPG on Apr 24/19. Signed by MTL on May 27/19. Released by MTL on Feb 9/21. Re-signed by MTL on Feb 14/22. Released by MTL on Aug 3/22. **Status:** A

**REG SEAS** GP - MTL 2019: 17 (6), 2022: 1 (0). **Defensive Tackles** - 2019: 23, 2022: 4. **ST Tackles** - 2019: 12. **Knockdowns** - 2019: 1. **Fumble Returns** - 2019: 1 for 0 yds  
**PLAYOFFS** GP - MTL 2019: 1 (0).

**JONES, Jonathan** **2022: Toronto**  
**Born:** Nov 18/97 **College:** Toledo **Career GP:** 6 **Hgt:** 5.11 **Pos:** LB  
**City:** Ocoee, FL **All-Star:** None **Career Starts:** 4 **Wgt:** 230 **CFL Yrs:** 1  
**Career:** Signed as a free agent by TOR on May 23/22. **Status:** A

REGULAR SEASON		DEFENSIVE STATISTICS										INTERCEPTIONS				FUMBLE RETURNS				PLAYOFFS			GREY CUP				
Year	Tm	GP	GS	DT	ST	TT	KD	FF	QS	TFL	No	Yds	LG	TD	No	Yds	LG	TD	Year	Tm	GP	DT	Year	Tm	GP	DT	ST
2022	TOR	6	4	10	5	15	0	0	1	0	2	48	40	0	0	0	0	0	2022	TOR	1	3	2022	TOR	1	5	1

**JONES, Mike** **2022: Montréal**  
**Born:** Sep 1/95 **College:** NC Central-Temple **Career GP:** 39 **Hgt:** 5.10 **Pos:** DB  
**City:** Baltimore, MD **All-Star:** None **Career Starts:** 32 **Wgt:** 189 **CFL Yrs:** 3  
**Career:** Signed as a free agent by WPG on Apr 29/19. Signed as a free agent by MTL on Feb 8/22. Signed as a free agent by BC on Feb 16/23. **Status:** A

REGULAR SEASON		DEFENSIVE STATISTICS										INT RETS				PLAYOFFS				GREY CUP								
Year	Tm	GP	GS	DT	ST	TT	KD	FF	TFL	Int	Yds	LG	FR	Year	Tm	GP	DT	ST	KD	Int	Yds	Year	Tm	DT	ST	Int	KD	
2019	WPG	7	1	10	3	13	0	1	2	0	0	0	0	2019	WPG	1	6	1	1	1	0	2019	WPG	4	1	1	3	
2021	WPG	14	13	46	1	47	7	2	2	2	5	5	0	2021	WPG	1	0	0	0	0								(0 yds)
2022	MTL	18	18	47	1	48	9	1	1	1	19	19	0	2022	MTL	2	4	0	0	2	0							
<b>Totals</b>		<b>39</b>	<b>32</b>	<b>103</b>	<b>5</b>	<b>108</b>	<b>16</b>	<b>4</b>	<b>5</b>	<b>3</b>	<b>24</b>	<b>19</b>	<b>0</b>	<b>Totals</b>		<b>4</b>	<b>10</b>	<b>1</b>	<b>1</b>	<b>3</b>	<b>0</b>							

**JOSEPH, Vosean** **2022: Hamilton**  
**Born:** Dec 25/97 **College:** Florida **Career GP:** 8 **Hgt:** 6.01 **Pos:** LB  
**City:** Miami, FL **All-Star:** None **Career Starts:** 0 **Wgt:** 230 **CFL Yrs:** 1  
**Career:** Signed as a free agent by HAM on Mar 8/22. **Status:** A

**REG SEAS** GP - HAM 2022: 8 (0). **Defensive Tackles:** 4. **Special Teams Tackles:** 10. **QB Sacks:** 1.

**JUDGE, Cameron** **2022: Calgary**  
**Born:** Nov 29/94 **College:** UCLA **Career GP:** 64 **Hgt:** 6.02 **Cdn Draft:** 2017 SSK **Pos:** LB  
**City:** Montréal, QC **All-Star:** Div: 1 CFL: 1 **Career Starts:** 42 **Wgt:** 235 **Rd 1, #2** **CFL Yrs:** 5  
**Career:** Drafted by SSK in 2017. Signed as a free agent by TOR on Feb 17/21. Traded to CGY on Feb 4/22 in exchange for Royce Metchie. Voted West Div. M/O Canadian in 2019. Selected 2022 CFL & West Div. All-Star. In 2022 led the CFL with 5 Fumble Returns. **Status:** N

REGULAR SEASON		DEFENSIVE STATISTICS										INTERCEPTIONS				FUMBLE RETURNS				PLAYOFFS			GREY CUP							
Year	Tm	GP	GS	DT	ST	TT	KD	FF	QS	TFL	No	Yds	LG	TD	No	Yds	LG	TD	Year	Tm	GP	DT	ST	QS	Year	Tm	GP	DT	ST	QS
2017	SSK	3	0	0	3	3	0	0	0	0	0	0	0	0	0	0	0	0	2018	SSK	1	4	0	0						
2018	SSK	18	0	41	3	44	1	1	2	1	0	0	0	2019	SSK	1	5	0	0											
2019	SSK	17	17	61	12	73	5	1	5	5	2	30	29	1	0	0	0	2021	TOR	1	0	0	0							
2021	TOR	9	8	13	1	14	1	0	0	0	0	0	0	2022	CGY	1	4	0	0	1										
2022	CGY	17	17	78	2	80	0	2	5	3	2	88	71	1	5	63	63	1	<b>Totals</b>		<b>4</b>	<b>13</b>	<b>0</b>	<b>1</b>						
<b>Totals</b>		<b>64</b>	<b>42</b>	<b>193</b>	<b>21</b>	<b>214</b>	<b>7</b>	<b>4</b>	<b>12</b>	<b>9</b>	<b>4</b>	<b>118</b>	<b>71</b>	<b>2</b>	<b>5</b>	<b>63</b>	<b>63</b>	<b>1</b>												

**KANNEH, Abdul** **2022: Ottawa**  
**Born:** Sep 3/90 **College:** New Mexico Highlands **Career GP:** 94 **Hgt:** 5.10 **Pos:** DB  
**City:** London, England **All-Star:** Div: 2 CFL: 1 **Career Starts:** 94 **Wgt:** 170 **CFL Yrs:** 8  
**Career:** Signed by OTT on Apr 29/14. Signed by HAM on Feb 15/17. Traded to TOR for a 2019 8th rd pick. Signed by OTT on Feb 11/20. **Status:** A

REGULAR SEASON		DEFENSIVE STATISTICS										INTERCEPTIONS				FUMBLE RETURNS				PLAYOFFS			GREY CUP						
Year	Tm	GP	GS	DT	ST	TT	KD	FF	QS	TFL	No	Yds	LG	TD	No	Yds	LG	TD	Year	Tm	GP	DT	ST	QS	Year	Tm	GP	DT	QS
2014	OTT	10	10	29	0	29	3	0	0	0	3	32	32	0	0	0	0	0	2015	OTT	1	1			2015	OTT	1	5	0
2015	OTT	17	17	57	2	59	7	4	2	0	6	51	23	0	3	10	10	0	2016	OTT	1	6			2016	OTT	1	3	1
2016	OTT	16	16	52	0	52	2	1	1	2	3	36	22	0	0	0	0	<b>Totals</b>		<b>2</b>	<b>7</b>			<b>Totals</b>		<b>2</b>	<b>8</b>	<b>1</b>	
2017	HAM	7	7	17	0	17	1	1	2	0	0	0	0																
2018	TOR	8	8	25	0	25	1	0	1	0	1	2	2	0	0	0	0												
2019	TOR	16	16	70	0	70	3	1	1	2	1	18	18	0	0	0	0												
2021	OTT	8	8	28	0	28	4	0	0	0	3	102	102	1	0	0	0												
2022	OTT	12	12	37	0	37	2	1	0	0	2	-1	0	0	0	0	0												
<b>Totals</b>		<b>94</b>	<b>94</b>	<b>315</b>	<b>2</b>	<b>317</b>	<b>23</b>	<b>8</b>	<b>7</b>	<b>4</b>	<b>19</b>	<b>240</b>	<b>102</b>	<b>1</b>	<b>3</b>	<b>10</b>	<b>10</b>	<b>0</b>											

**KATSANTONIS, Stavros** **2022: Hamilton**  
**Born:** Sept 9/96 **College:** UBC **Career GP:** 32 **Hgt:** 5.10 **Cdn Draft:** 2020 HAM **Pos:** DB  
**City:** Bakersfield, CA **All-Star:** None **Career Starts:** 0 **Wgt:** 188 **Rd 4, #36** **CFL Yrs:** 2  
**Career:** Selected by Hamilton in the 2020 Canadian Draft. Recorded a team-high 20 Special Teams Tackles in 2022. **Status:** N

**KATSANTONIS, Stavros (Cont'd)**

2022: Hamilton

REGULAR SEASON		DEFENSIVE STATISTICS											PLAYOFFS			Int Rets		GREY CUP						
Year	Tm	GP	GS	DT	ST	TT	KD	FF	QS	TFL	Int	FR	Yds	Year	Tm	GP	DT	KD	No	Yds	Year	Tm	GP	DT
2021	HAM	14	0	15	4	19	1	0	0	0	0	1	0	2021	HAM	2	4	1	1	22	2021	HAM	1	5
2022	HAM	18	0	5	20	25	0	0	0	1	0	0	0	2022	HAM	1	0	0	0	0				
<b>Totals</b>		<b>32</b>	<b>0</b>	<b>20</b>	<b>24</b>	<b>44</b>	<b>1</b>	<b>0</b>	<b>0</b>	<b>1</b>	<b>0</b>	<b>1</b>	<b>0</b>	<b>Totals</b>		<b>3</b>	<b>4</b>	<b>1</b>	<b>1</b>	<b>22</b>				

**KELLY, Colin**

2022: Edm-Ham

**Born:** Dec 29/89 **College:** Oregon State **Career GP:** 90 **Hgt:** 6.05 **Pos:** OL  
**City:** Longview, WA **All-Star:** None **Career Starts:** 90 **Wgt:** 298 **CFL Yrs:** 7  
**Career:** Signed by OTT on Jun 27/14. Signed by SF (NFL) in 2016. Signed by EDM on May 9/17. Traded to HAM on Jun 27/22 for a 7th rd pick in 2023. **Status:** A

**REG SEASON** GP - OTT 2014: 8 (8), 2015: 18 (18), EDM 2017: 12 (12), 2018: 18 (18), 2019: 18 (18), 2021: 0 (0), 2022: 2 (2), HAM 2022: 14 (14), Total: 90 (90)  
**PLAYOFFS** GP - OTT 2015: 1 (1), EDM 2017: 2 (2), 2019: 2 (2), HAM 2022: 1 (1), Total: 6 (6). **GREY CUP** GP - OTT 2015: 1 (1).

**KELLY, Kameron**

2022: Hamilton

**Born:** Aug 19/96 **College:** San Diego State **Career GP:** 32 **Hgt:** 6.02 **Pos:** DB  
**City:** Round Rock, TX **All-Star:** Div: 1 CFL: 1 **Career Starts:** 32 **Wgt:** 205 **CFL Yrs:** 2  
**Career:** Signed as a free agent by HAM on Feb 17/21. Selected 2022 CFL & East Div. All-Star **Status:** A

REGULAR SEASON		DEFENSIVE STATISTICS											INTERCEPTIONS				FUM RET		PLAYOFFS			GREY CUP					
Year	Tm	GP	GS	DT	ST	TT	KD	FF	QS	TFL	No	Yds	LG	TD	No	Yds	Year	Tm	GP	DT	KD	Year	Tm	DT	Int	Yds	LG
2021	HAM	14	14	36	0	36	10	0	1	3	1	5	5	0	1	0	2021	HAM	2	4	2	2021	HAM	2	2	60	47
2022	HAM	18	18	50	1	51	8	0	2	3	5	82	45	0	0	0	2022	HAM	1	3	0						
<b>Totals</b>		<b>32</b>	<b>32</b>	<b>86</b>	<b>1</b>	<b>87</b>	<b>18</b>	<b>0</b>	<b>3</b>	<b>6</b>	<b>6</b>	<b>87</b>	<b>45</b>	<b>0</b>	<b>1</b>	<b>0</b>	<b>Totals</b>		<b>3</b>	<b>7</b>	<b>2</b>						

**KNEVEL, David**

2022: BC

**Born:** Oct 18/94 **College:** Nebraska **Career GP:** 33 **Hgt:** 6.08 **Cdn Draft:** 2018 BC **Pos:** OL  
**City:** Brantford, ON **All-Star:** None **Career Starts:** 1 **Wgt:** 325 **Rd 3, #21** **CFL Yrs:** 4  
**Career:** Selected by BC in the 2018 Canadian Draft. Did not play in 2022 due to injury. **Status:** N

**REG SEASON** GP - BC 2018: 16 (0), 2019: 3 (1), 2021: 14 (0), 2022: 0, Total: 33 (1)

**KOLANKOWSKI, Chris**

2022: Winnipeg

**Born:** Feb 7/92 **College:** York **Career GP:** 41 **Hgt:** 6.01 **Cdn Draft:** 2016 TOR **Pos:** OL  
**City:** Etobicoke, ON **All-Star:** None **Career Starts:** 15 **Wgt:** 309 **Rd 6, #49** **CFL Yrs:** 4  
**Career:** Selected by TOR in the 2016 Canadian Draft. Signed as a free agent by WPG on Feb 6/20. **Status:** N

**REG SEASON** GP - TOR 2017: 6 (0), 2018: 16 (0), WPG 2021: 2 (0), 2022: 17 (15), Total: 41 (15).  
**PLAYOFFS** GP - TOR 2017: 1 (0), WPG 2022: 1 (0). **GREY CUP** GP - TOR 2017: 1 (0), WPG 2021: 1 (0), WPG 2022: 1 (0).

**KONAR, Adam**

2022: Edmonton

**Born:** Oct 10/93 **College:** Calgary **Career GP:** 83 **Hgt:** 6.02 **Cdn Draft:** 2015 EDM **Pos:** LB  
**City:** Vancouver, BC **All-Star:** None **Career Starts:** 36 **Wgt:** 225 **Rd 3, #25** **CFL Yrs:** 7  
**Career:** Drafted by Edmonton in 2015. Released by EDM on May 18/19 and signed by BC on May 19/19. Signed as a free agent by EDM on Feb 8/22. **Status:** N

REGULAR SEASON		DEFENSIVE STATISTICS											INTERCEPTIONS				FUMBLE RETURNS				PLAYOFFS				
Year	Tm	GP	GS	DT	ST	TT	KD	FF	QS	TFL	No	Yds	LG	TD	No	Yds	LG	TD	Year	Tm	GP	DT	QS	KD	FF
2015	EDM	5	0	1	0	1	0	0	0	0	0	0	0	0	0	0	0	0	2016	EDM	2	0	0	0	1
2016	EDM	6	0	3	1	4	0	0	0	0	0	0	0	0	0	0	0	0	2017	EDM	2	12	0	1	0
2017	EDM	12	12	59	4	63	5	1	1	0	2	12	7	0	2	0	0	0							
2018	EDM	11	6	21	5	26	0	1	1	0	1	0	0	0	1	0	0	0							
2019	BC	17	0	6	8	14	0	0	0	0	0	0	0	0	0	0	0	0							
2021	BC	14	0	6	13	19	0	0	1	0	0	0	0	0	0	0	0	0							
2022	EDM	18	18	52	5	57	4	2	2	3	1	27	27	0	0	0	0	0							
<b>Totals</b>		<b>83</b>	<b>36</b>	<b>148</b>	<b>36</b>	<b>184</b>	<b>9</b>	<b>4</b>	<b>5</b>	<b>3</b>	<b>4</b>	<b>39</b>	<b>27</b>	<b>0</b>	<b>3</b>	<b>0</b>	<b>0</b>	<b>0</b>	<b>Totals</b>		<b>4</b>	<b>12</b>	<b>0</b>	<b>1</b>	<b>1</b>

**KORTE, Mark**

2022: Edmonton

**Born:** Aug 2/96 **College:** Alberta **Career GP:** 65 **Hgt:** 6.02 **Cdn Draft:** 2018 OTT **Pos:** OL  
**City:** Spruce Grove, AB **All-Star:** None **Career Starts:** 53 **Wgt:** 293 **Rd 1, #4** **CFL Yrs:** 4  
**Career:** Selected by Ottawa in the 2018 Canadian Draft. Signed as a free agent by EDM on Feb 8/22. **Status:** N

**REG SEAS** GP - OTT 2018: 17 (5), 2019: 18 (18), 2021: 13 (13), 2022 EDM: 17 (17), Total: 65 (53) **PLAYOFFS** GP - OTT 2018: 1 (1). **GREY CUP** GP - OTT 2018: 1 (1).

**KRAMDI, Redha**

2022: Winnipeg

**Born:** Dec 22/96 **College:** University of Montréal **Career GP:** 24 **Hgt:** 5.10 **Cdn Draft:** 2021 WPG **Pos:** DB  
**City:** Montréal, QC **All-Star:** None **Career Starts:** 1 **Wgt:** 192 **Rd 2, #16** **CFL Yrs:** 2  
**Career:** Selected by Toronto in the 2021 Canadian Draft. **Status:** N

REGULAR SEASON		DEFENSIVE STATISTICS											KICKOFF RETS			PLAYOFFS			GREY CUP				
Year	Tm	GP	GS	DT	ST	TT	KD	FF	QS	TFL	Int	FR	No	Yds	LG	Year	Tm	GP	STT	Year	Tm	GP	STT
2021	WPG	7	0	0	1	1	0	0	0	0	0	0	0	0	0	2021	WPG	1	0	2021	WPG	1	0
2022	WPG	17	1	9	7	16	0	0	0	0	0	0	1	12	12								
<b>Totals</b>		<b>24</b>	<b>1</b>	<b>9</b>	<b>8</b>	<b>17</b>	<b>0</b>	<b>0</b>	<b>0</b>	<b>0</b>	<b>0</b>	<b>0</b>	<b>1</b>	<b>12</b>	<b>12</b>								

**LACEY, Deon** **2022: Edmonton**  
**Born:** Jul 18/90 **College:** West Alabama **Career GP:** 76 **Hgt:** 6.02 **Pos:** LB  
**City:** Brighton, AL **All-Star:** Div: 1 CFL: 0 **Career Starts:** 33 **Wgt:** 229 **CFL Yrs:** 5  
**Career:** Signed by EDM on Feb 26/14. Released on Jan 4/17 to sign with MIA (NFL). Signed by SSK on Jun 15/21. Signed by EDM on Feb 8/22. **Status:** A

REGULAR SEASON				DEFENSIVE STATISTICS								INTERCEPTIONS				FUMBLE RETS			PLAYOFFS			GREY CUP										
Year	Tm	GP	GS	DT	ST	TT	KD	FF	QS	TFL	No	Yds	LG	TD	No	Yds	LG	Year	Tm	GP	DT	FR	Year	Tm	GP	DT	ST					
2014	EDM	18	0	9	29	38	0	0	0	0	0	0	0	2	1	1	2014	EDM	2	1	0	2015	EDM	1	0	1	2015	EDM	1	0	0	
2015	EDM	18	0	19	22	41	0	4	6	1	0	0	0	2	34	34	2016	EDM	2	3	2	2016	EDM	2	3	2	2016	EDM	2	3	2	
2016	EDM	18	18	87	16	103	2	0	1	3	3	33	19	1	1	1	2021	SSK	2	19	1	2021	SSK	2	19	1	2021	SSK	2	19	1	
2021	SSK	13	13	54	3	57	1	1	4	0	0	0	0	0	0	0	Totals		7	23	4	Totals		7	23	4	Totals		7	23	4	
2022	EDM	9	2	20	6	26	0	0	0	1	0	0	0	0	0	0	Totals		7	23	4	Totals		7	23	4	Totals		7	23	4	
<b>Totals</b>		<b>76</b>	<b>33</b>	<b>189</b>	<b>76</b>	<b>265</b>	<b>3</b>	<b>5</b>	<b>11</b>	<b>5</b>	<b>3</b>	<b>33</b>	<b>19</b>	<b>1</b>	<b>5</b>	<b>36</b>	<b>34</b>	<b>Totals</b>		<b>7</b>	<b>23</b>	<b>4</b>	<b>Totals</b>		<b>7</b>	<b>23</b>	<b>4</b>	<b>Totals</b>		<b>1</b>	<b>0</b>	<b>0</b>

**LAING, Cleyon** **2022: Ottawa**  
**Born:** Nov 21/90 **College:** Iowa State **Career GP:** 120 **Hgt:** 6.04 **Cdn Draft:** 2012 TOR **Pos:** DL  
**City:** Edmonton, AB **All-Star:** Div: 4 CFL: 0 **Career Starts:** 112 **Wgt:** 290 **Rd 2, #9** **CFL Yrs:** 9  
**Career:** Drafted by TOR in 2013. Signed by MIA (NFL) in 2016. Signed by OTT on Nov 3/16. Signed by TOR on Apr 29/17. Signed by OTT on Feb 11/20. **Status:** N

REGULAR SEASON				DEFENSIVE STATISTICS								INTERCEPTIONS				FUMBLE RETURNS				PLAYOFFS			GREY CUP							
Year	Tm	GP	GS	DT	ST	TT	KD	FF	QS	TFL	No	Yds	LG	TD	No	Yds	LG	TD	Year	Tm	GP	DT	FR	Year	Tm	GP	DT	QS		
2013	TOR	14	10	15	0	15	1	0	4	0	0	0	0	1	0	0	0	2013	TOR	1	1	2016	OTT	1	1	0				
2014	TOR	12	10	16	0	16	0	0	3	2	0	0	0	1	0	0	0	2015	TOR	1	3	2017	TOR	1	2	1				
2015	TOR	18	18	40	0	40	1	2	9	6	0	0	0	0	0	0	0	2016	OTT	1	1	2017	TOR	1	1	0				
2016	OTT	1	0	0	0	0	0	0	0	0	0	0	0	0	0	0	0	Totals		4	6	Totals		4	6	Totals		2	3	1
2017	TOR	11	10	10	0	10	4	1	5	1	0	0	0	3	0	0	0	Totals		4	6	Totals		4	6	Totals		2	3	1
2018	TOR	18	18	44	0	44	0	0	6	2	0	0	0	1	0	0	0	Totals		4	6	Totals		4	6	Totals		2	3	1
2019	TOR	15	15	27	1	28	1	0	7	4	0	0	0	1	7	7	0	Totals		4	6	Totals		4	6	Totals		2	3	1
2021	OTT	13	13	25	0	25	1	0	3	2	0	0	0	0	0	0	0	Totals		4	6	Totals		4	6	Totals		2	3	1
2022	OTT	18	18	26	1	27	2	0	3	3	0	0	0	0	0	0	0	Totals		4	6	Totals		4	6	Totals		2	3	1
<b>Totals</b>		<b>120</b>	<b>112</b>	<b>203</b>	<b>2</b>	<b>205</b>	<b>10</b>	<b>3</b>	<b>40</b>	<b>20</b>	<b>0</b>	<b>0</b>	<b>0</b>	<b>7</b>	<b>7</b>	<b>7</b>	<b>0</b>	<b>Totals</b>		<b>4</b>	<b>6</b>	<b>Totals</b>		<b>4</b>	<b>6</b>	<b>Totals</b>		<b>2</b>	<b>3</b>	<b>1</b>

**LANIER II, Anthony** **2022: Saskatchewan**  
**Born:** May 8/93 **College:** Alabama A&M **Career GP:** 21 **Hgt:** 6.06 **Pos:** DL  
**City:** Savannah, GA **All-Star:** None **Career Starts:** 20 **Wgt:** 285 **CFL Yrs:** 2  
**Career:** Signed as a free agent by SSK on May 2/21. **Status:** A

REGULAR SEASON				DEFENSIVE STATISTICS								INTERCEPTIONS				FUM RET		PLAYOFFS										
Year	Tm	GP	GS	DT	ST	TT	KD	FF	QS	TFL	No	Yds	LG	TD	No	Yds	Year	Tm	GP	DT	FR							
2021	SSK	10	9	13	0	13	3	0	1	3	0	0	0	0	0	2021	SSK	2	0	2021	SSK	2	0	0				
2022	SSK	11	11	19	0	19	0	2	8	4	0	0	0	1	0	Totals		2	0	Totals		2	0	Totals		2	0	0
<b>Totals</b>		<b>21</b>	<b>20</b>	<b>32</b>	<b>0</b>	<b>32</b>	<b>3</b>	<b>2</b>	<b>9</b>	<b>7</b>	<b>0</b>	<b>0</b>	<b>0</b>	<b>1</b>	<b>0</b>	<b>Totals</b>		<b>2</b>	<b>0</b>	<b>Totals</b>		<b>2</b>	<b>0</b>	<b>Totals</b>		<b>2</b>	<b>0</b>	<b>0</b>

**LATOUR, Maxime** **2022: Toronto**  
**Born:** April 12/93 **College:** Sherbrooke **Career GP:** 20 **Hgt:** 6.04 **Pos:** LS  
**City:** Valleyfield, QC **All-Star:** None **Career Starts:** 0 **Wgt:** 250 **CFL Yrs:** 3  
**Career:** Signed as a free agent by WPG on Sept 4/19. Signed by OTT on Sept 13/21. Claimed off the practice roster by TOR on Oct 7/21. **Status:** N

**REG SEAS** GP - WPG 2019: 3, TOR 2021: 6, 2022: 11. Def Tkls - 2022: 1. **PLAYOFFS** GP - WPG 2019: 1, TOR 2021: 1, 2022: 1. **GREY CUP** GP - TOR 2022: 1.

**LAUDERDALE, Andrew** **2022: Saskatchewan**  
**Born:** Nov 22/93 **College:** New Hampshire **Career GP:** 19 **Hgt:** 6.06 **Pos:** OL  
**City:** Concord, NH **All-Star:** None **Career Starts:** 19 **Wgt:** 291 **CFL Yrs:** 2  
**Career:** Signed as a free agent by SSK on Jan 22/21. **Status:** A

**REG SEAS** GP - SSK 2021: 11 (11), 2022: 8 (8). **PLAYOFFS** GP - SSK 2021: 2 (2).

**LAURENT, Ted** **2022: Hamilton**  
**Born:** Jan 1/88 **College:** Mississippi **Career GP:** 172 **Hgt:** 6.01 **Cdn Draft:** 2011 EDM **Pos:** DL  
**City:** Powder Springs, GA **All-Star:** Div: 5 CFL: 2 **Career Starts:** 134 **Wgt:** 299 **(Supplemental)** **CFL Yrs:** 11  
**Career:** Selected by EDM in the 2011 Supplemental Cdn Draft (EDM forfeited 2nd round pick). Signed by HAM on Jun 3/14. **Status:** N

REGULAR SEASON				DEFENSIVE STATISTICS								FUMBLE RETURNS				PLAYOFFS				GREY CUP															
Year	Tm	GP	GS	DT	ST	TT	KD	FF	QS	TFL	No	Yds	LG	TD	No	Yds	LG	TD	Year	Tm	GP	DT	QS	FR	TFL	Year	Tm	GP	DT						
2011	EDM	18	5	19	0	19	2	1	1	2	0	0	0	2011	EDM	2	5	1	0	0	2014	HAM	1	2	2014	HAM	1	2	2014	HAM	1	2	2	0	
2012	EDM	12	8	18	1	19	0	0	6	3	0	0	0	2012	EDM	1	0	0	0	0	0	2015	HAM	1	4	1	0	0							
2013	EDM	18	18	36	0	36	0	1	4	3	0	0	0	2014	HAM	1	4	1	0	0	0	2016	HAM	1	1	0	0	0							
2014	HAM	16	16	24	0	24	0	1	9	2	0	0	0	2015	HAM	2	5	4	0	0	0	2018	HAM	2	2	1	0	0							
2015	HAM	17	17	26	0	26	0	1	3	2	0	1	0	0	0	0	0	2019	HAM	1	2	1	0	0	0	2021	HAM	2	3	0	1	1			
2016	HAM	17	16	26	0	26	0	1	8	3	0	1	0	0	0	0	2022	HAM	1	2	1	0	0	0	Totals		13	24	9	1	1	Totals		2	2
2017	HAM	12	12	13	0	13	0	1	4	1	0	0	0	Totals		13	24	9	1	1	Totals		13	24	9	1	1	Totals		2	2				
2018	HAM	16	16	20	0	20	1	1	8	3	0	0	0	Totals		13	24	9	1	1	Totals		13	24	9	1	1	Totals		2	2				
2019	HAM	16	12	16	0	16	0	0	5	3	0	0	0	Totals		13	24	9	1	1	Totals		13	24	9	1	1	Totals		2	2				
2021	HAM	13	11	14	0	14	0	0	0	0	0	0	0	Totals		13	24	9	1	1	Totals		13	24	9	1	1	Totals		2	2				
2022	HAM	17	3	9	0	9	1	1	2	1	0	0	0	Totals		13	24	9	1	1	Totals		13	24	9	1	1	Totals		2	2				
<b>Totals</b>		<b>172</b>	<b>134</b>	<b>221</b>	<b>1</b>	<b>222</b>	<b>4</b>	<b>8</b>	<b>50</b>	<b>23</b>	<b>0</b>	<b>2</b>	<b>0</b>	<b>Totals</b>		<b>13</b>	<b>24</b>	<b>9</b>	<b>1</b>	<b>1</b>	<b>Totals</b>		<b>13</b>	<b>24</b>	<b>9</b>	<b>1</b>	<b>1</b>	<b>Totals</b>		<b>2</b>	<b>2</b>	<b>Totals</b>		<b>2</b>	<b>2</b>

**LAWRENCE, Desmond** **2022: Ham-Wpg**  
**Born:** Nov 30/94 **College:** North Carolina **Career GP:** 16 **Hgt:** 6.01 **Pos:** DB  
**City:** Charlotte, NC **All-Star:** None **Career Starts:** 7 **Wgt:** 185 **CFL Yrs:** 2  
**Career:** Signed as a free agent by HAM on Feb 17/21. Released by HAM on Oct 1/22. Signed by WPG on Oct 5/22. **Status:** A

REGULAR SEASON				DEFENSIVE STATISTICS								INTERCEPTIONS				FUM RET		PLAYOFFS			GREY CUP						
Year	Tm	GP	GS	DT	ST	TT	KD	FF	QS	TFL	No	Yds	LG	TD	No	Yds	Year	Tm	GP	DT	KD	Int	Yds	Year	Tm	GP	DT
2021	HAM	10	5	22	3	25	2	0	1	0	2	27	17	0	0	0	2021	HAM	2	3	1	0		2022	WPG	1	4
2022	HAM	5	1	4	2	6	0	0	0	0	0	0	0	0	0	0	2022	WPG	1	3	1	1	2				
2022	WPG	1	1	1	0	1	4	0	0	0	0	0	0	0	0	0	<b>Totals</b>	<b>3</b>	<b>6</b>	<b>2</b>	<b>1</b>	<b>2</b>					
<b>Totals</b>	<b>16</b>	<b>7</b>	<b>27</b>	<b>5</b>	<b>32</b>	<b>6</b>	<b>0</b>	<b>1</b>	<b>0</b>	<b>0</b>	<b>2</b>	<b>27</b>	<b>17</b>	<b>0</b>	<b>0</b>	<b>0</b>											

**LAWRENCE, Justin** **2022: Toronto**  
**Born:** Mar 14/96 **College:** Alberta **Career GP:** 49 **Hgt:** 6.01 **Cdn Draft:** 2018 CGY **Pos:** OL  
**City:** Edmonton, AB **All-Star:** Div: 1 CFL: 0 **Career Starts:** 28 **Wgt:** 300 **Rd 5, #39** **CFL Yrs:** 4  
**Career:** Selected by Calgary in the 2018 Canadian Draft. Signed by TOR on Feb 8/22. Signed by MTL on Feb 14/23. Selected 2022 East Div. All-Star. **Status:** N

**REG SEAS** GP - CGY 2018: 6 (0), 2019: 18 (7), 2021: 7 (4), 2022: 18 (17). **PLAYOFFS** GP - CGY 2019: 1 (0), TOR 2022: 1 (0). **GREY CUP** GP - TOR 2022: 1 (1).

**LAWRENCE, Simoni** **2022: Hamilton**  
**Born:** Feb 1/89 **College:** Minnesota **Career GP:** 151 **Hgt:** 6.01 **Pos:** LB  
**City:** Upper Darby, PA **All-Star:** Div: 5 CFL: 3 **Career Starts:** 135 **Wgt:** 231 **CFL Yrs:** 10  
**Career:** Signed as a free agent by EDM on Jan 10/12. Traded to HAM on Feb 5/13 with Jeremiah Masoli & Greg Wojt for Nathan Kanya & Carson Rockhill. Signed by MIN (NFL) on Feb 10/14. Re-signed by HAM on May 30/14. Named 2015 East Div. M/O Defensive Player. **Status:** A

REGULAR SEASON				DEFENSIVE STATISTICS								INTERCEPTIONS				FUMBLE RETURNS				PLAYOFFS			GREY CUP					
Year	Tm	GP	GS	DT	ST	TT	KD	FF	QS	TFL	No	Yds	LG	TD	No	Yds	LG	TD	Year	Tm	GP	DT	Year	Tm	GP	DT	QS	
2012	EDM	15	1	15	11	26	0	0	0	0	0	0	0	0	1	0	0	0	2012	EDM	1	6		2013	HAM	1	2	0
2013	HAM	12	11	52	3	55	6	3	1	1	3	21	15	0	0	0	0	0	2013	HAM	2	13		2014	HAM	1	4	0
2014	HAM	16	16	78	0	78	1	3	3	8	2	77	49	0	2	5	5	0	2014	HAM	1	2		2019	HAM	1	5	1
2015	HAM	18	18	80	1	81	0	1	5	2	2	8	8	0	2	52	52	0	2015	HAM	2	7		2021	HAM	1	6	0
2016	HAM	17	17	89	1	90	4	1	4	5	1	37	37	1	1	0	0	0	2016	HAM	1	5						
2017	HAM	17	17	64	2	66	5	2	6	2	0	0	0	3	4	4	0	0	2018	HAM	2	6						
2018	HAM	18	17	68	0	68	0	0	3	3	0	0	0	1	0	0	0	0	2019	HAM	1	5						
2019	HAM	15	15	98	0	98	7	0	4	4	3	21	13	0	1	0	0	0	2021	HAM	2	6						
2021	HAM	14	14	73	0	73	3	0	4	2	3	22	15	2	0	0	0	0	2022	HAM	1	4						
2022	HAM	9	9	41	0	41	0	0	0	2	0	0	0	0	0	0	0	0	<b>Totals</b>	<b>13</b>	<b>54</b>		<b>Totals</b>	<b>4</b>	<b>17</b>	<b>1</b>		

**LAWSON, Cameron** **2022: Winnipeg**  
**Born:** Oct 7/98 **College:** Queen's **Career GP:** 22 **Hgt:** 6.03 **Cdn Draft:** 2020 MTL **Pos:** DL  
**City:** Caledon, ON **All-Star:** None **Career Starts:** 0 **Wgt:** 285 **Rd 2, #16** **CFL Yrs:** 2  
**Career:** Signed as a free agent by SSK on May 2/21. **Status:** N

REGULAR SEASON				DEFENSIVE STATISTICS								INTERCEPTIONS				FUM RET		PLAYOFFS			GREY CUP			
Year	Tm	GP	GS	DT	ST	TT	KD	FF	QS	TFL	No	Yds	LG	TD	No	Yds	Year	Tm	GP	DT	Year	Tm	GP	DT
2021	MTL	4	0	0	0	0	0	0	0	0	0	0	0	0	0	0	2022	WPG	1	0	2022	WPG	1	0
2022	WPG	18	0	12	0	12	0	0	1	2	0	0	0	0	0	0								
<b>Totals</b>	<b>22</b>	<b>0</b>	<b>12</b>	<b>0</b>	<b>12</b>	<b>0</b>	<b>0</b>	<b>0</b>	<b>1</b>	<b>2</b>	<b>0</b>	<b>0</b>	<b>0</b>	<b>0</b>	<b>0</b>	<b>0</b>								

**LEE, Malcolm** **2022: Saskatchewan**  
**Born:** Jan 5/97 **College:** UBC **Career GP:** 12 **Hgt:** 6.02 **Cdn Draft:** 2019 CGY **Pos:** DB  
**City:** Surrey, BC **All-Star:** None **Career Starts:** 0 **Wgt:** 200 **Rd 5, #46** **CFL Yrs:** 2  
**Career:** Selected by Calgary in the 2018 Canadian Draft. Signed as a free agent by TOR on Feb 8/22. **Status:** N

**REG SEAS** GP - CGY 2021: 7 (0), SSK 2022: 5 (0). **ST Tackles** - CGY 2021: 3, SSK 2022: 2.

**LEE, T.J.** **2022: BC**  
**Born:** Mar 20/91 **College:** Eastern Washington **Career GP:** 109 **Hgt:** 5.09 **Pos:** DB  
**City:** Seattle, WA **All-Star:** Div: 2 CFL: 1 **Career Starts:** 108 **Wgt:** 190 **CFL Yrs:** 8  
**Career:** Signed as a free agent by BC on Jul 2/14. Led CFL in Knockdowns in 2018 (15). **Status:** A

REGULAR SEASON				DEFENSIVE STATISTICS								INTERCEPTIONS				FUMBLE RETURNS				PLAYOFFS				
Year	Tm	GP	GS	DT	ST	TT	KD	FF	QS	TFL	No	Yds	LG	TD	No	Yds	LG	TD	Year	Tm	GP	DT	ST	KD
2014	BC	8	7	24	1	25	2	2	0	1	1	7	7	0	0	0	0	0	2014	BC	1	1	1	0
2015	BC	17	17	82	1	83	5	0	3	3	4	26	11	0	0	0	0	0	2015	BC	1	1	0	1
2016	BC	4	4	15	4	19	4	1	1	2	0	0	0	0	0	0	0	0	2018	BC	1	2	0	1
2017	BC	15	15	49	1	50	10	0	0	3	4	47	27	0	0	0	0	0	2022	BC	2	12	2	1
2018	BC	18	18	81	2	83	15	2	0	3	3	69	37	1	0	0	0	0						
2019	BC	18	18	66	6	72	8	1	0	4	4	11	11	0	1	0	0	0						
2021	BC	14	14	71	12	83	7	1	0	2	4	43	27	0	0	0	0	0						
2022	BC	15	15	53	4	57	6	1	0	2	3	107	102	1	1	0	0	0						
<b>Totals</b>	<b>109</b>	<b>108</b>	<b>441</b>	<b>31</b>	<b>472</b>	<b>57</b>	<b>8</b>	<b>4</b>	<b>20</b>	<b>23</b>	<b>310</b>	<b>102</b>	<b>2</b>	<b>2</b>	<b>0</b>	<b>0</b>	<b>0</b>	<b>0</b>	<b>Totals</b>	<b>5</b>	<b>16</b>	<b>3</b>	<b>3</b>	



**LEMON, Shawn** **2022: Calgary**  
**Born:** Aug 25/88 **College:** Akron **Career GP:** 135 **Hgt:** 6.01 **Pos:** DL  
**City:** Charleston, SC **All-Star:** Div: 2 CFL: 1 **Career Starts:** 123 **Wgt:** 242 **CFL Yrs:** 11  
**Career:** Signed as a free agent by SSK on Sep 16/11. Released on Sep 21/11. Signed by EDM on Jun 14/12. Signed by CGY on Jun 2/13.  
 Released on Jan 20/15 to sign with PIT (NFL). Signed by OTT on Sep 3/15 and released Dec 4/15. Signed by SSK on Jan 15/16.  
 Traded to TOR on Jul 2/16 with a 2018 pick for OL Matt Sewell and QB Mitchell Gale. Traded to BC on Jul 24/18 for a Neg. List player.  
 Signed by CGY on July 30/21. Signed by BC on Feb 27/23. Selected 2022 CFL All-Star.  
**Notable:** Led CFL and matched career high with 14 sacks in 2022. Enters 2023 ranked 15th on the all-time sack list (92).

REGULAR SEASON			DEFENSIVE STATISTICS										INTERCEPTIONS				FUMBLE RETURNS				PLAYOFFS		
Year	Tm	GP	GS	DT	ST	TT	KD	FF	QS	TFL	No	Yds	LG	TD	No	Yds	LG	TD	Year	Tm	GP	DT	QS
2011	SSK	1	1	0	0	0	0	0	0	0	0	0	0	0	0	0	0	0	2012	EDM	1	1	0
2012	EDM	12	11	16	0	16	2	1	6	1	0	2	0	0	0	0	0	0	2013	CGY	1	6	0
2013	CGY	6	5	18	0	18	0	0	3	1	0	1	0	0	0	0	0	0	2014	CGY	1	3	0
2014	CGY	18	18	31	1	32	0	8	13	5	1	1	1	0	0	0	0	0	2015	OTT	1	0	0
2015	OTT	9	9	15	0	15	4	3	6	2	0	0	0	0	0	0	0	0	2017	TOR	1	5	3
2016	SSK	1	0	0	0	0	0	1	0	0	0	0	0	0	0	0	0	0	2018	BC	1	0	0
	TOR	16	9	23	0	23	2	5	14	1	0	1	28	28	0	0	0	0	2021	CGY	1	1	0
2017	TOR	12	12	18	0	18	1	1	8	0	0	0	0	0	0	0	0	0	2022	CGY	1	2	0
2018	TOR	5	5	5	0	5	2	1	1	0	0	1	0	0	0	0	0	0					
	BC	13	13	16	1	17	3	0	10	2	0	1	1	1	0	0	0	0					
2019	TOR	4	4	15	0	15	1	0	1	1	0	0	0	0	0	0	0	0					
	BC	10	10	19	0	19	2	3	8	2	0	0	0	0	0	0	0	0					
2021	CGY	11	9	26	0	26	2	2	8	1	0	0	0	0	0	0	0	0					
2022	CGY	17	17	29	0	29	4	5	14	1	0	2	0	0	0	0	0	0					
<b>Totals</b>		<b>135</b>	<b>123</b>	<b>231</b>	<b>2</b>	<b>233</b>	<b>23</b>	<b>30</b>	<b>92</b>	<b>17</b>	<b>1</b>	<b>1</b>	<b>1</b>	<b>0</b>	<b>8</b>	<b>29</b>	<b>28</b>	<b>0</b>	<b>Totals</b>		<b>8</b>	<b>18</b>	<b>3</b>

**GREY CUP** GP CGY 2014: 1, OTT 2015: 1, TOR 2017: 1. Total: 3. Def. Tackles - 2014: 1, 2016: 4, 2017: 0. Total: 5. QB Sacks - 2014: 1, 2015: 1, 2017: 0. Total: 2.

**LEONARD, A.C.** **2022: Saskatchewan**  
**Born:** Jan 15/92 **College:** Tennessee State **Career GP:** 97 **Hgt:** 6.02 **Pos:** DL  
**City:** Palatka, FL **All-Star:** Div: 1 CFL: 0 **Career Starts:** 90 **Wgt:** 250 **CFL Yrs:** 7  
**Career:** Signed by BC on Apr 15/15 and released on Aug 29/15. Signed by SSK on May 15/16 and converted to DL from WR.  
 Signed by OTT on Feb 13/18. Signed by SSK on Feb 14/19. Released by SSK on Jan 31/23. Signed by EDM on Feb 1/23.

REGULAR SEASON			SCORING			DEFENSIVE STATISTICS										INTERCEPTIONS				FUMBLE RETURNS				RECEIVING					
Year	Tm	GP	GS	TD	C-2	Pts	DT	ST	TT	KD	FF	QS	TFL	No	Yds	LG	TD	No	Yds	LG	TD	No	Yds	Avg	LG	TD	2D	Tar	
2015	BC	6	6	2	0	12	1	0	1	0	0	0	0	0	0	0	0	0	0	0	0	0	17	187	11.0	23	2	5	29
2016	SSK	16	9	0	0	0	33	2	35	3	0	5	1	0	0	0	0	1	0	0	0	0	0	0	0	0	0	0	
2017	SSK	17	17	0	0	0	33	0	33	3	1	5	4	0	0	0	0	0	0	0	0	0	0	0	0	0	0	0	
2018	OTT	17	17	0	0	0	50	1	51	5	0	6	3	0	3	12	10	0	0	0	0	0	0	0	0	0	0	0	
2019	SSK	17	17	0	0	0	44	0	44	0	3	9	10	0	1	0	0	0	0	0	0	0	0	0	0	0	0	0	
2021	SSK	11	11	0	0	0	41	0	41	2	1	11	6	1	1	1	0	1	5	5	0	0	0	0	0	0	0	0	
2022	SSK	13	13	0	0	0	33	0	33	4	1	3	6	0	1	5	5	0	0	0	0	0	0	0	0	0	0	0	
<b>Totals</b>		<b>97</b>	<b>90</b>	<b>2</b>	<b>0</b>	<b>12</b>	<b>235</b>	<b>3</b>	<b>238</b>	<b>17</b>	<b>6</b>	<b>39</b>	<b>30</b>	<b>1</b>	<b>1</b>	<b>1</b>	<b>0</b>	<b>7</b>	<b>22</b>	<b>10</b>	<b>0</b>	<b>17</b>	<b>187</b>	<b>11.0</b>	<b>23</b>	<b>2</b>	<b>5</b>	<b>29</b>	

**PLAYOFFS** GP - SSK 2017: 2, 2019: 1, 2021: 2. Total: 4. Def. Tackles - 2017: 3, 2019: 2, 2021: 7. Total: 12.

**LEONARD, Richard** **2022: Hamilton**  
**Born:** Sep 2/91 **College:** Florida International **Career GP:** 80 **Hgt:** 5.08 **Pos:** DB  
**City:** Miami, FL **All-Star:** Div: 3 CFL: 1 **Career Starts:** 80 **Wgt:** 168 **CFL Yrs:** 5  
**Career:** Signed by HAM on May 25/17. Signed by CGY on Feb 11/20. Signed by HAM on Feb 8/22. Selected 2022 East Division All-Star.  
**Status:** A

REGULAR SEASON			DEFENSIVE STATISTICS										INTERCEPTIONS				FUMBLE RETURNS				PLAYOFFS				
Year	Tm	GP	GS	DT	ST	TT	KD	FF	QS	TFL	No	Yds	LG	TD	No	Yds	LG	TD	Year	Tm	GP	DT	ST	Int	Yds
2017	HAM	18	18	72	1	73	13	1	0	1	7	184	71	0	3	84	84	1	2018	HAM	2	4	0	0	0
2018	HAM	13	13	51	0	51	10	0	0	3	1	9	9	0	0	0	0	0	2019	HAM	1	5	0	1	0
2019	HAM	18	18	55	0	55	8	2	0	2	4	63	30	1	1	0	0	0	2021	CGY	1	2	0	0	0
2021	CGY	13	13	25	0	25	3	0	1	1	1	2	2	0	0	0	0	0	2022	HAM	1				0
2022	HAM	18	18	64	1	65	9	1	1	5	4	84	64	1	0	0	0	0							
<b>Totals</b>		<b>80</b>	<b>80</b>	<b>267</b>	<b>2</b>	<b>269</b>	<b>43</b>	<b>4</b>	<b>2</b>	<b>12</b>	<b>17</b>	<b>342</b>	<b>71</b>	<b>2</b>	<b>4</b>	<b>84</b>	<b>84</b>	<b>1</b>	<b>Totals</b>		<b>5</b>	<b>11</b>	<b>0</b>	<b>1</b>	<b>0</b>

**REGULAR SEASON** Punt Retns - 2017: 7 for 6 yds, 2021: 1 for 7 yds. K/O Retns - 2017: 2 for 12 yds.

**GREY CUP** GP - 2019: 1. DT - 2019: 4.

**LESTAGE, Pier-Olivier** **2022: Montréal**  
**Born:** Aug 4/97 **College:** Montréal **Career GP:** 11 **Hgt:** 6.03 **Cdn Draft:** 2021 MTL **Pos:** OL  
**City:** Saint-Eustache, QC **All-Star:** None **Career Starts:** 6 **Wgt:** 310 **Rd 2, #10** **CFL Yrs:** 1  
**Career:** Selected by Montréal in the 2021 Canadian Draft. **Status:** N

**REG SEAS** GP - MTL 2022: 11 (6).

**PLAYOFFS** GP - MTL 2022: 2 (2).

**LEVELS, Patrick** **2022: Ottawa**  
**Born:** Jul 13/94 **College:** Baylor **Career GP:** 68 **Hgt:** 5.11 **Pos:** DB  
**City:** Dallas, TX **All-Star:** Div: 1 CFL: 0 **Career Starts:** 48 **Wgt:** 187 **CFL Yrs:** 5  
**Career:** Signed as a free agent by CGY on May 28/17. Signed as a free agent by MTL on Feb 12/19. Signed as a free agent by OTT on Feb 9/22. **Status:** A

LEVELS, Patrick (Cont'd)

2022: Ottawa

REGULAR SEASON			DEFENSIVE STATISTICS								INTERCEPTIONS				FUMBLE RETURNS				KICKOFF RETURNS				FG MISS R		GREY CUP			
Year	Tm	GP	GS	DT	ST	TT	KD	FF	OS	TFL	No	Yds	LG	TD	No	Yds	LG	TD	No	Yds	Avg	LG	No	Yds	Year	Tm	GP	ST
2017	CGY	12	2	15	4	19	3	0	0	0	0	0	0	0	0	0	0	0	3	44	14.7	21	0	0	2017	CGY	1	1
2018	CGY	13	3	20	10	30	3	0	0	0	1	17	17	0	1	20	20	0	0	0	0	0	0	0				
2019	MTL	18	18	86	0	86	0	2	0	0	0	0	0	0	0	0	0	0	0	0	0	0	1	0				
2021	MTL	12	12	42	0	42	3	0	3	1	1	72	72	1	0	0	0	0	0	0	0	0	0	0				
2022	OTT	13	13	58	1	59	1	1	4	7	0	0	0	0	1	2	2	0	0	0	0	0	0	0				
<b>Totals</b>		<b>68</b>	<b>48</b>	<b>221</b>	<b>15</b>	<b>236</b>	<b>10</b>	<b>3</b>	<b>7</b>	<b>8</b>	<b>2</b>	<b>89</b>	<b>72</b>	<b>1</b>	<b>2</b>	<b>22</b>	<b>20</b>	<b>0</b>	<b>3</b>	<b>44</b>	<b>14.7</b>	<b>21</b>	<b>1</b>	<b>0</b>	<b>Totals</b>	<b>1</b>	<b>1</b>	

PLAYOFFS GP - CGY 2017: 1, 2018: 1, MTL 2019: 1, 2021: 1. Total: 4. Def. Tackles - 2017: 0, 2018: 0, 2019: 4, 2021: 1. ST Tackles - 2017: 1, 2018: 1. FF - 2021: 1

LINDLEY, Zach

2022: Montréal

**Born:** Nov 9/99 **College:** Western **Career GP:** 12 **Hgt:** 5.11 **Cdn Draft:** 2022 MTL **Pos:** LB  
**City:** Chatham, ON **All-Star:** None **Career Starts:** 0 **Wgt:** 190 **Rd 8, #69** **CFL Yrs:** 1  
**Career:** Selected by Montréal in the 2021 Canadian Draft. **Status:** N

REG SEAS GP - MTL 2022: 12 (0). Def Tackles - 2022: 1. ST Tackles - 2022: 13.

PLAYOFFS GP - MTL 2022: 1 (0). ST Tackles - 2022: 2.

LOFTON, Eric

2022: Winnipeg

**Born:** Mar 6/93 **College:** Temple **Career GP:** 7 **Hgt:** 6.04 **Pos:** OL  
**City:** Lumberton, NJ **All-Star:** None **Career Starts:** 3 **Wgt:** 293 **CFL Yrs:** 4  
**Career:** Signed by OTT on Feb 24/17. Released on Nov 7/18. Signed by BC on Nov 15/18. Released on Jun 9/19. Signed by EDM on Jul 8/19. Released on May 24/21. Signed by WPG on Mar 24/22. Released on Nov 21/22. Signed by SSK on Feb 10/23. **Status:** A

REG SEAS GP - OTT 2017: 1 (1), 2018: 3 (1), EDM 2019: 2 (0), WPG 2022: 1 (1), Total: 7 (3).

LOKOMBO, Boseko

2022: BC

**Born:** Oct 15/90 **College:** Oregon **Career GP:** 103 **Hgt:** 6.02 **Cdn Draft:** 2013 BC **Pos:** LB  
**City:** Kinslasa, Congo **All-Star:** Div: 1 CFL: 0 **Career Starts:** 44 **Wgt:** 225 **Rd 3, #21** **CFL Yrs:** 7  
**Career:** Selected by BC in the 2013 Canadian Draft. Spent 2017 in the NFL. Re-signed by BC on May 7/18. Signed as a free agent by MTL on Feb 13/19. Signed as a free agent with BC on Feb 1/21. **Status:** N

REGULAR SEASON			DEFENSIVE STATISTICS								INTERCEPTIONS				FUMBLE RETURNS				PLAYOFFS				
Year	Tm	GP	GS	DT	ST	TT	KD	FF	OS	TFL	No	Yds	LG	TD	No	Yds	LG	TD	Year	Tm	GP	DT	ST
2014	BC	7	0	0	9	9	0	0	0	0	0	0	0	0	0	0	0	0	2014	BC	1	0	1
2015	BC	18	1	26	24	50	0	0	1	0	0	0	0	0	0	0	0	0	2015	BC	1	4	0
2016	BC	18	0	9	11	20	1	0	0	0	0	0	0	0	0	0	0	0	2016	BC	2	1	1
2018	BC	18	11	71	16	87	0	1	4	1	2	78	50	0	0	0	0	0	2018	BC	1	2	2
2019	MTL	15	11	51	8	59	2	1	0	0	2	20	20	0	2	0	0	0	2019	MTL	1	4	0
2021	BC	14	14	66	11	77	2	1	4	3	3	40	20	1	2	0	0	0	2022	BC	2	2	1
2022	BC	13	7	42	10	52	1	0	2	1	0	0	0	0	0	0	0	0					
<b>Totals</b>		<b>103</b>	<b>44</b>	<b>265</b>	<b>89</b>	<b>354</b>	<b>6</b>	<b>3</b>	<b>11</b>	<b>5</b>	<b>7</b>	<b>138</b>	<b>50</b>	<b>1</b>	<b>4</b>	<b>0</b>	<b>0</b>	<b>0</b>	<b>Totals</b>	<b>8</b>	<b>13</b>	<b>5</b>	

LOKOMBO, Nelson

2022: Saskatchewan

**Born:** Mar 23/99 **College:** Saskatchewan **Career GP:** 12 **Hgt:** 5.11 **Cdn Draft:** 2021 SSK **Pos:** DB  
**City:** Abbotsford, BC **All-Star:** None **Career Starts:** 4 **Wgt:** 190 **Rd 1, #2** **CFL Yrs:** 2  
**Career:** Selected by Saskatchewan in the 2022 Canadian Draft. Missed entire 2021 season due to injury. **Status:** N

REG SEAS GP - SSK 2022: 12 (4). Defensive Tackles: 13. ST Tackles: 1. Forced Fumbles: 1. Knockdowns: 1.

LOUIS, Claudell

2022: Edmonton

**Born:** Oct 27/90 **College:** Fresno State **Career GP:** 21 **Hgt:** 6.05 **Pos:** DL  
**City:** Haiti **All-Star:** None **Career Starts:** 15 **Wgt:** 293 **CFL Yrs:** 3  
**Career:** Signed as a free agent by BC on May 1/18. Signed as a free agent by EDM on May 29/22. Released on Jun 21/22. **Status:** A

REGULAR SEASON			DEFENSIVE STATISTICS								INTERCEPTIONS				FUMBLE RETURNS				PLAYOFFS				
Year	Tm	GP	GS	DT	ST	TT	KD	FF	OS	TFL	No	Yds	LG	TD	No	Yds	LG	TD	Year	Tm	GP	DT	KD
2018	BC	11	11	32	0	32	1	0	3	3	0	1	0	0	0	0	0	0	2018	BC	1	0	1
2019	BC	9	3	12	0	12	0	1	0	1	0	0	0	0	0	0	0	0					
2022	EDM	1	1	0	0	0	0	0	0	0	0	0	0	0	0	0	0	0					
<b>Totals</b>		<b>21</b>	<b>15</b>	<b>44</b>	<b>0</b>	<b>44</b>	<b>1</b>	<b>1</b>	<b>3</b>	<b>4</b>	<b>0</b>	<b>0</b>	<b>0</b>	<b>0</b>	<b>1</b>	<b>0</b>	<b>0</b>	<b>0</b>	<b>Totals</b>	<b>1</b>	<b>0</b>	<b>1</b>	

LYON, Nafees

2022: Edm-Mtl

**Born:** Dec 10/96 **College:** Charlotte **Career GP:** 19 **Hgt:** 5.10 **Pos:** DB  
**City:** Charlotte, NC **All-Star:** None **Career Starts:** 19 **Wgt:** 184 **CFL Yrs:** 3  
**Career:** Signed by EDM on Jan 11/21. Traded to MTL on Aug 31/22 with DL Thomas Costigan for DL Avery Ellis and a 2023 3rd rd draft pick. **Status:** N

REGULAR SEASON			DEFENSIVE STATISTICS								INTERCEPTIONS				K/O RETS		PLAYOFFS				
Year	Tm	GP	GS	DT	ST	TT	KD	FF	OS	TFL	FR	No	Yds	LG	TD	No	Yds	Year	Tm	GP	DT
2021	EDM	5	5	27	0	27	0	0	0	0	0	2	0	0	0	0	0	2022	MTL	2	6
2022	EDM	8	8	25	0	25	4	1	1	0	0	1	31	31	0	1	17				
	MTL	6	6	27	1	28	0	0	0	0	0	1	52	52	1	0	0				
<b>Totals</b>		<b>19</b>	<b>19</b>	<b>79</b>	<b>1</b>	<b>80</b>	<b>4</b>	<b>1</b>	<b>1</b>	<b>0</b>	<b>0</b>	<b>4</b>	<b>52</b>	<b>83</b>	<b>1</b>	<b>1</b>	<b>17</b>	<b>Totals</b>	<b>2</b>	<b>6</b>	

<b>MACKELLAR, Gregor</b>										<b>2022: Toronto</b>		
<b>Born:</b>	Jul 22/98	<b>College:</b>	St. Francis Xavier	<b>Career GP:</b>	16	<b>Hgt:</b>	6.05	<b>Cdn Draft:</b>	2022 TOR	<b>Pos:</b>	OL	
<b>City:</b>	Timberlea, NS	<b>All-Star:</b>	None	<b>Career Starts:</b>	12	<b>Wgt:</b>	310		Rd 1, #6	<b>CFL Yrs:</b>	1	
<b>Career:</b>	Selected by Toronto in the 2022 Canadian Draft.										<b>Status:</b>	N
<b>REG SEAS</b>	GP - TOR 2022: 16 (12).	<b>PLAYOFFS</b>	GP - TOR 2022: 1 (0).	<b>GREY CUP</b>	GP - TOR 2022: 1 (0).							

<b>MAKONZO, Enock</b>										<b>2022: Edmonton</b>							
<b>Born:</b>	May 1/97	<b>College:</b>	Coastal Carolina	<b>Career GP:</b>	16	<b>Hgt:</b>	5.11	<b>Cdn Draft:</b>	2022 EDM	<b>Pos:</b>	LB						
<b>City:</b>	Lachine, QC	<b>All-Star:</b>	None	<b>Career Starts:</b>	10	<b>Wgt:</b>	195		Rd 1, #4	<b>CFL Yrs:</b>	1						
<b>Career:</b>	Selected by Edmonton in the 2022 Canadian Draft.										<b>Status:</b>	N					
<b>REGULAR SEASON</b>	<b>DEFENSIVE STATISTICS</b>										<b>INTERCEPTIONS</b>		<b>FUMBLE RETURNS</b>				
<b>Year Tm</b>	<b>GP</b>	<b>GS</b>	<b>DT</b>	<b>ST</b>	<b>TT</b>	<b>KD</b>	<b>FF</b>	<b>QS</b>	<b>TFL</b>	<b>No</b>	<b>Yds</b>	<b>LG</b>	<b>TD</b>	<b>No</b>	<b>Yds</b>	<b>LG</b>	<b>TD</b>
2022 EDM	16	10	56	1	57	0	1	2	5	0				1	0	0	0

<b>MARINO, Garrett</b>										<b>2022: Saskatchewan</b>					
<b>Born:</b>	Aug 3/94	<b>College:</b>	Alabama-Birmingham	<b>Career GP:</b>	15	<b>Hgt:</b>	6.02	<b>Cdn Draft:</b>		<b>Pos:</b>	DL				
<b>City:</b>	Mission Viejo, CA	<b>All-Star:</b>	None	<b>Career Starts:</b>	12	<b>Wgt:</b>	290			<b>CFL Yrs:</b>	2				
<b>Career:</b>	Signed as a free agent by SSK on Jan 14/21. Released on Sep 7/22.										<b>Status:</b>	A			
<b>REGULAR SEASON</b>	<b>DEFENSIVE STATISTICS</b>										<b>INTERCEPTIONS</b>		<b>FUM RET</b>		
<b>Year Tm</b>	<b>GP</b>	<b>GS</b>	<b>DT</b>	<b>ST</b>	<b>TT</b>	<b>KD</b>	<b>FF</b>	<b>QS</b>	<b>TFL</b>	<b>No</b>	<b>Yds</b>	<b>LG</b>	<b>TD</b>	<b>No</b>	<b>Yds</b>
2021 SSK	7	6	13	0	13	0	0	4	2	0				0	
2022 SSK	8	6	9	0	9	1	0	1	3	0				0	
<b>Totals</b>	<b>15</b>	<b>12</b>	<b>22</b>	<b>0</b>	<b>22</b>	<b>1</b>	<b>0</b>	<b>5</b>	<b>5</b>	<b>0</b>	<b>0</b>	<b>0</b>	<b>0</b>	<b>0</b>	<b>0</b>

<b>MARION, Benoit</b>										<b>2022: Toronto</b>													
<b>Born:</b>	Dec 11/95	<b>College:</b>	Montréal	<b>Career GP:</b>	14	<b>Hgt:</b>	6.05	<b>Cdn Draft:</b>	2020 MTL	<b>Pos:</b>	DL												
<b>City:</b>	Montréal, QC	<b>All-Star:</b>	None	<b>Career Starts:</b>	0	<b>Wgt:</b>	250		Rd 3, #25	<b>CFL Yrs:</b>	2												
<b>Career:</b>	Selected by Montréal in the 2020 Canadian Draft. Released by MTL on Feb 25/21. Signed by TOR on Oct 22/21.										<b>Status:</b>	N											
<b>REGULAR SEASON</b>	<b>DEFENSIVE STATISTICS</b>										<b>INTERCEPTIONS</b>		<b>FUM RET</b>		<b>PLAYOFFS</b>		<b>GREY CUP</b>						
<b>Year Tm</b>	<b>GP</b>	<b>GS</b>	<b>DT</b>	<b>ST</b>	<b>TT</b>	<b>KD</b>	<b>FF</b>	<b>QS</b>	<b>TFL</b>	<b>No</b>	<b>Yds</b>	<b>LG</b>	<b>TD</b>	<b>No</b>	<b>Yds</b>	<b>LG</b>	<b>TD</b>	<b>Year Tm</b>	<b>GP</b>	<b>DT</b>	<b>Year Tm</b>	<b>GP</b>	<b>DT</b>
2021 TOR	2	0	1	0	1	1	0	0	0	0				0				2021 TOR	1	1	2022 TOR	1	0
2022 TOR	12	0	5	3	8	0	0	0	1	0				2	24	24	1	2022 TOR	1	0			
<b>Totals</b>	<b>14</b>	<b>0</b>	<b>6</b>	<b>3</b>	<b>9</b>	<b>1</b>	<b>0</b>	<b>0</b>	<b>1</b>	<b>0</b>	<b>0</b>	<b>0</b>	<b>0</b>	<b>2</b>	<b>24</b>	<b>24</b>	<b>1</b>	<b>Totals</b>	<b>2</b>	<b>1</b>			

<b>MARSHALL, Nick</b>										<b>2022: Saskatchewan</b>																		
<b>Born:</b>	Jun 30/92	<b>College:</b>	Auburn	<b>Career GP:</b>	60	<b>Hgt:</b>	6.01	<b>Cdn Draft:</b>		<b>Pos:</b>	DB																	
<b>City:</b>	Rochelle, GA	<b>All-Star:</b>	Div: 1 CFL: 0	<b>Career Starts:</b>	60	<b>Wgt:</b>	207			<b>CFL Yrs:</b>	4																	
<b>Career:</b>	Signed as a free agent by SSK on Apr 24/18.										<b>Status:</b>	A																
<b>REGULAR SEASON</b>	<b>DEFENSIVE STATISTICS</b>										<b>INTERCEPTIONS</b>		<b>RUSHING</b>		<b>PLAYOFFS</b>		<b>RUSHING</b>											
<b>Year Tm</b>	<b>GP</b>	<b>GS</b>	<b>DT</b>	<b>ST</b>	<b>TT</b>	<b>KD</b>	<b>FF</b>	<b>QS</b>	<b>TFL</b>	<b>No</b>	<b>Yds</b>	<b>LG</b>	<b>TD</b>	<b>FR</b>	<b>Yds</b>	<b>TD</b>	<b>No</b>	<b>Yds</b>	<b>LG</b>	<b>TD</b>	<b>Year Tm</b>	<b>GP</b>	<b>DT</b>	<b>Int</b>	<b>No</b>	<b>Yds</b>	<b>LG</b>	<b>TD</b>
2018 SSK	13	13	26	0	26	7	1	3	149	67	2	0		18	48	24	7	2018 SSK	1	4	0	2	2	1	1			
2019 SSK	17	17	39	0	39	0	0	5	121	62	1	1	0	0				2019 SSK	1	1	0	0						
2021 SSK	14	14	30	0	30	7	0	3	45	27	1	0		0				2021 SSK	2	8	1	0						
2022 SSK	16	16	24	0	24	5	0	4	98	90	1	0		0														
<b>Totals</b>	<b>60</b>	<b>60</b>	<b>119</b>	<b>0</b>	<b>119</b>	<b>19</b>	<b>1</b>	<b>15</b>	<b>413</b>	<b>90</b>	<b>5</b>	<b>1</b>	<b>0</b>	<b>18</b>	<b>48</b>	<b>24</b>	<b>7</b>	<b>Totals</b>	<b>4</b>	<b>13</b>	<b>1</b>	<b>2</b>	<b>2</b>	<b>1</b>	<b>1</b>			

<b>MARTIN-OGUIKE, Praise</b>										<b>2022: Ottawa</b>					
<b>Born:</b>	Aug 30/93	<b>College:</b>	Temple	<b>Career GP:</b>	18	<b>Hgt:</b>	6.01	<b>Cdn Draft:</b>		<b>Pos:</b>	DL				
<b>City:</b>	Woodbridge, NJ	<b>All-Star:</b>	None	<b>Career Starts:</b>	18	<b>Wgt:</b>	258			<b>CFL Yrs:</b>	2				
<b>Career:</b>	Signed as a free agent by OTT on June 4/21.										<b>Status:</b>	A			
<b>REGULAR SEASON</b>	<b>DEFENSIVE STATISTICS</b>										<b>INTERCEPTIONS</b>		<b>FUM RET</b>		
<b>Year Tm</b>	<b>GP</b>	<b>GS</b>	<b>DT</b>	<b>ST</b>	<b>TT</b>	<b>KD</b>	<b>FF</b>	<b>QS</b>	<b>TFL</b>	<b>No</b>	<b>Yds</b>	<b>LG</b>	<b>TD</b>	<b>No</b>	<b>Yds</b>
2021 OTT	9	9	20	1	21	1	0	4	2	0				0	
2022 OTT	9	9	12	0	12	0	1	3	0	0				0	
<b>Totals</b>	<b>18</b>	<b>18</b>	<b>32</b>	<b>1</b>	<b>33</b>	<b>1</b>	<b>1</b>	<b>7</b>	<b>2</b>	<b>0</b>	<b>0</b>	<b>0</b>	<b>0</b>	<b>0</b>	<b>0</b>

<b>MARUO, Les</b>										<b>2022: Winnipeg</b>											
<b>Born:</b>	Feb 14/96	<b>College:</b>	Uni. of Texas-San Antonio	<b>Career GP:</b>	24	<b>Hgt:</b>	6.00	<b>Cdn Draft:</b>		<b>Pos:</b>	LB										
<b>City:</b>	Japan	<b>All-Star:</b>	None	<b>Career Starts:</b>	0	<b>Wgt:</b>	225			<b>CFL Yrs:</b>	2										
<b>Career:</b>	Selected by Winnipeg in the 2021 Global Draft (Round 1, 4th Overall).										<b>Status:</b>	G									
<b>REGULAR SEASON</b>	<b>DEFENSIVE STATISTICS</b>										<b>INTERCEPTIONS</b>		<b>FUM RET</b>		<b>PLAYOFFS</b>		<b>GREY CUP</b>				
<b>Year Tm</b>	<b>GP</b>	<b>GS</b>	<b>DT</b>	<b>ST</b>	<b>TT</b>	<b>KD</b>	<b>FF</b>	<b>QS</b>	<b>TFL</b>	<b>No</b>	<b>Yds</b>	<b>LG</b>	<b>TD</b>	<b>No</b>	<b>Yds</b>	<b>Year Tm</b>	<b>GP</b>	<b>STT</b>	<b>Year Tm</b>	<b>GP</b>	<b>STT</b>
2021 WPG	7	0	0	6	6	0	0	0	0	0				0		2022 WPG	1	0	2022 WPG	1	2
2022 WPG	17	0	14	7	21	1	0	1	0	0				1	0						
<b>Totals</b>	<b>24</b>	<b>0</b>	<b>14</b>	<b>13</b>	<b>27</b>	<b>1</b>	<b>0</b>	<b>1</b>	<b>0</b>	<b>0</b>	<b>0</b>	<b>0</b>	<b>0</b>	<b>1</b>	<b>0</b>						

**MASTON, Mercy** **2022: Winnipeg**  
**Born:** Nov 10/92 **College:** Boise State **Career GP:** 22 **Hgt:** 5.11 **Pos:** DB  
**City:** Bakersfield, CA **All-Star:** None **Career Starts:** 19 **Wgt:** 208 **CFL Yrs:** 5  
**Career:** Signed by EDM on May 11/17. Released by EDM on Jan 3/19. Signed by WPG on Aug 5/19. Missed 2021 & 2022 seasons due to injury. **Status:** A

REGULAR SEASON				DEFENSIVE STATISTICS											INTERCEPTIONS					PLAYOFFS			GREY CUP				
Year	Tm	GP	GS	DT	ST	TT	KD	FF	QS	TFL	No	Yds	LG	TD	FR	Year	Tm	GP	DT	KD	QS	Int	Yds	Year	Tm	GP	DT
2017	EDM	7	6	27	0	27	1	0	0	2	0				0	2019	WPG	2	8	1	1	1	26	2019	WPG	1	5
2018	EDM	12	11	30	8	38	4	0	0	0	2	21	21	0	0												
2019	WPG	3	2	12	1	13	1	0	0	0	0				0												
2021	WPG	0	0																								
2022	WPG	0	0																								
<b>Totals</b>		<b>22</b>	<b>19</b>	<b>69</b>	<b>9</b>	<b>78</b>	<b>6</b>	<b>0</b>	<b>0</b>	<b>2</b>	<b>2</b>	<b>21</b>	<b>21</b>	<b>0</b>	<b>0</b>	<b>Totals</b>	<b>2</b>	<b>8</b>	<b>1</b>	<b>1</b>	<b>1</b>	<b>26</b>	<b>Totals</b>	<b>1</b>	<b>5</b>		

**MATTE, Kristian** **2022: Montréal**  
**Born:** Sep 3/85 **College:** Concordia **Career GP:** 166 **Hgt:** 6.04 **Cdn Draft:** 2010 MTL **Pos:** OL  
**City:** St. Hubert, QC **All-Star:** Div: 2 CFL: 0 **Career Starts:** 137 **Wgt:** 296 **Rd 1, #7** **CFL Yrs:** 12  
**Career:** Selected by MTL in the 2010 Canadian Draft. Signed by HOU (NFL) in 2010. Re-signed by MTL on Jul 14/10. **Status:** N

REGULAR SEASON				DEFENSIVE STATISTICS											INTERCEPTIONS					PLAYOFFS			GREY CUP				
Year	Tm	GP	GS	DT	ST	TT	KD	FF	QS	TFL	No	Yds	LG	TD	FR	Year	Tm	GP	DT	KD	QS	Int	Yds	Year	Tm	GP	DT
2010	MTL	1	0	2016	MTL	18	18									2013	MTL	1	0								
2011	MTL	0	0	2017	MTL	15	15									2014	MTL	2	2								
2012	MTL	11	0	2018	MTL	18	18									2019	MTL	1	1								
2013	MTL	18	1	2019	MTL	18	18									2021	MTL	1	1								
2014	MTL	18	18	2021	MTL	14	14									2022	MTL	2	2								
2015	MTL	18	18	2022	MTL	17	17									<b>Totals</b>	<b>7</b>	<b>6</b>									
<b>Totals</b>						<b>166</b>	<b>137</b>									<b>Playoffs</b>	<b>7</b>	<b>6</b>									

**MAUGER, Quincy** **2022: BC**  
**Born:** Mar 4/95 **College:** Georgia **Career GP:** 8 **Hgt:** 6.00 **Pos:** DB  
**City:** Marietta, GA **All-Star:** None **Career Starts:** 8 **Wgt:** 206 **CFL Yrs:** 1  
**Career:** Signed as a free agent by BC on Jan 10/22. **Status:** A

REGULAR SEASON				DEFENSIVE STATISTICS											INTERCEPTIONS					FUM RET		
Year	Tm	GP	GS	DT	ST	TT	KD	FF	QS	TFL	No	Yds	LG	TD	No	Yds	LG	TD				
2022	BC	8	8	19	2	21	1	1	1	0	1	25	25	0	1	3	3	0				

**MAULDIN, Lorenzo** **2022: Ottawa**  
**Born:** Oct 1/92 **College:** Louisville **Career GP:** 35 **Hgt:** 6.04 **Pos:** DL  
**City:** Sacramento, CA **All-Star:** Div: 1 CFL: 1 **Career Starts:** 19 **Wgt:** 259 **CFL Yrs:** 3  
**Career:** Signed by HAM on Apr 18/19. Signed by OTT on Feb 8/22. Selected CFL's Most Outstanding Defensive Player and CFL All-Star in 2022. **Status:** A

REGULAR SEASON				DEFENSIVE STATISTICS											INTERCEPTIONS					FUMBLE RETURNS			PLAYOFFS			GREY CUP			
Year	Tm	GP	GS	DT	ST	TT	KD	FF	QS	TFL	No	Yds	LG	TD	No	Yds	LG	TD	Year	Tm	GP	DT	FF	Year	Tm	GP	DT		
2019	HAM	11	1	7	7	14	0	0	3	0	0				1	0	0	0	2019	HAM	1	1	1	2019	HAM	1	3		
2021	HAM	6	0	6	5	11	0	1	1	1	0				0				2021	HAM	1	0	0						
2022	OTT	18	18	43	0	43	3	2	17	5	0				2	0	0	0	<b>Totals</b>	<b>2</b>	<b>1</b>	<b>1</b>							
<b>Totals</b>		<b>35</b>	<b>19</b>	<b>56</b>	<b>12</b>	<b>68</b>	<b>3</b>	<b>3</b>	<b>21</b>	<b>6</b>	<b>0</b>	<b>0</b>	<b>0</b>	<b>0</b>	<b>3</b>	<b>0</b>	<b>0</b>	<b>0</b>	<b>Totals</b>	<b>2</b>	<b>1</b>	<b>1</b>							

**MCCLAIN, Terrell** **2022: Calgary**  
**Born:** Jul 20/88 **College:** South Florida **Career GP:** 10 **Hgt:** 6.02 **Pos:** DL  
**City:** Tampa, FL **All-Star:** None **Career Starts:** 1 **Wgt:** 326 **CFL Yrs:** 1  
**Career:** Signed as a free agent by CGY on May 2/22. **Status:** A

REG SEAS GP - CGY 2022: 10 (1). Defensive Tackles: 11. Sacks: 2. **PLAYOFFS** GP - CGY 2022: 1 (0).

**MCDONALD, Grant** **2022: Hamilton**  
**Born:** July 14/99 **College:** Calgary **Career GP:** 32 **Hgt:** 6.03 **Cdn Draft:** 2020 EDM **Pos:** LB  
**City:** Tsawwassen, BC **All-Star:** None **Career Starts:** 0 **Wgt:** 235 **Rd 2, #14** **CFL Yrs:** 2  
**Career:** Selected by EDM in the 2020 Canadian Draft. Traded to HAM on May 2/22 along with OL Kyle Saxelid for the 8th overall and 28th overall draft picks, in addition to swapping Global Draft selections. **Status:** N

REGULAR SEASON				DEFENSIVE STATISTICS											INTERCEPTIONS					FUM RET			PLAYOFFS		
Year	Tm	GP	GS	DT	ST	TT	KD	FF	QS	TFL	No	Yds	LG	TD	No	Yds	LG	TD	Year	Tm	GP	STT			
2021	EDM	14	0	0	16	16	0	0	0	0	0				0				2022	HAM	1	2			
2022	HAM	18	0	0	8	8	0	0	0	0	0				0				<b>Totals</b>	<b>32</b>	<b>0</b>				
<b>Totals</b>		<b>32</b>	<b>0</b>	<b>0</b>	<b>24</b>	<b>24</b>	<b>0</b>	<b>0</b>	<b>0</b>	<b>0</b>	<b>0</b>	<b>0</b>	<b>0</b>	<b>0</b>	<b>0</b>	<b>0</b>	<b>0</b>	<b>0</b>	<b>Totals</b>	<b>32</b>	<b>0</b>				

**MCEWEN, Sean** **2022: Calgary**  
**Born:** Jun 27/93 **College:** Calgary **Career GP:** 98 **Hgt:** 6.03 **Cdn Draft:** 2015 TOR **Pos:** OL  
**City:** Calgary, AB **All-Star:** Div: 3 CFL: 3 **Career Starts:** 93 **Wgt:** 300 **Rd 1, #4** **CFL Yrs:** 6  
**Career:** Selected by Toronto in the 2015 Canadian Draft. Signed as a free agent by CGY on Feb 7/20. Selected CFL All-Star in 2021 & 2022. **Status:** N

**MCEWEN, Sean (Cont'd)** **2022: Calgary**

REGULAR SEASON						PLAYOFFS				GREY CUP			
Year	Tm	GP	GS	Year	Tm	GP	GS	Year	Tm	GP	GS		
2016	TOR	18	13	2019	TOR	18	18	2017	TOR	1	1		
2017	TOR	18	18	2021	CGY	14	14	2021	CGY	1	1		
2018	TOR	18	18	2022	CGY	12	12	2022	CGY	1	1		
<b>Totals</b>						<b>98</b>	<b>93</b>	<b>Playoffs</b>		<b>3</b>	<b>3</b>		
								<b>Playoffs</b>		<b>1</b>	<b>1</b>		

**MCFADDEN, Tarvarus** **2022: Toronto**

**Born:** Jan 28/97 **College:** Florida State **Career GP:** 18 **Hgt:** 6.02 **Pos:** DB  
**City:** Fort Lauderdale, FL **All-Star:** None **Career Starts:** 17 **Wgt:** 205 **CFL Yrs:** 1  
**Career:** Signed as a free agent by TOR on Feb 15/21. **Status:** A

REGULAR SEASON				DEFENSIVE STATISTICS							INTERCEPTIONS				FUMBLE RETURNS				PLAYOFFS			GREY CUP				
Year	Tm	GP	GS	DT	ST	TT	KD	FF	QS	TFL	No	Yds	LG	TD	No	Yds	LG	TD	Year	Tm	GP	DT	Year	Tm	GP	DT
2022	TOR	18	17	42	1	43	7	0	0	1	2	28	28	0	0				2022	TOR	1	0	2022	TOR	1	4

**MCLAURIN, Mark** **2022: Edmonton**

**Born:** Apr 11/97 **College:** Mississippi State **Career GP:** 2 **Hgt:** 6.02 **Pos:** DB  
**City:** Collins, MS **All-Star:** None **Career Starts:** 1 **Wgt:** 215 **CFL Yrs:** 1  
**Career:** Signed as a free agent by EDM on Sep 1/22. **Status:** A

**REG SEAS** GP - EDM 2022: 2 (1). Defensive Tackles: 7. ST Tackles: 5. Interceptions: 1 for 13 yds. Tackles for Loss: 1.

**MCMANIS, Wynton** **2022: Toronto**

**Born:** Sep 20/94 **College:** Memphis **Career GP:** 57 **Hgt:** 6.01 **Pos:** LB  
**City:** Memphis, TN **All-Star:** Div: 1 CFL: 1 **Career Starts:** 30 **Wgt:** 225 **CFL Yrs:** 4  
**Career:** Signed by CGY on Jun 17/17. Spent 2020-21 with NO and Miami (NFL). Signed by TOR on Feb 7/22. Selected 2022 CFL & East Div. All-Star. **Status:** A

REGULAR SEASON				DEFENSIVE STATISTICS							DEFENSIVE RETURNS				PLAYOFFS			GREY CUP										
Year	Tm	GP	GS	DT	ST	TT	KD	FF	QS	TFL	Int	Yds	LG	TDs	FR	Yds	Year	Tm	GP	DT	ST	Year	Tm	GP	ST	FR	Yds	
2017	CGY	12	0	2	7	9	0	0	2	0	0				0		2018	CGY	1	0	1		2018	CGY	1	2	1	0
2018	CGY	16	1	16	25	41	0	1	0	0	0			1	0		2019	CGY	1	8	0							
2019	CGY	15	15	86	9	95	4	1	2	3	0			1	0		2022	TOR	1	1	0							
2022	TOR	14	14	88	7	95	1	1	3	4	2	74	50	1	0													
<b>Totals</b>		<b>57</b>	<b>30</b>	<b>192</b>	<b>48</b>	<b>240</b>	<b>5</b>	<b>3</b>	<b>7</b>	<b>7</b>	<b>2</b>	<b>74</b>	<b>50</b>	<b>1</b>	<b>2</b>	<b>0</b>	<b>Totals</b>		<b>3</b>	<b>9</b>	<b>1</b>	<b>Totals</b>		<b>1</b>	<b>2</b>	<b>1</b>	<b>0</b>	

**MENARD, David** **2022: BC**

**Born:** Jul 15/90 **College:** Montreal **Career GP:** 126 **Hgt:** 6.01 **Cdn Draft:** 2014 BC **Pos:** DL  
**City:** Chicoutimi, QC **All-Star:** Div: 1 CFL: 0 **Career Starts:** 14 **Wgt:** 259 **Rd 4, #32** **CFL Yrs:** 8  
**Career:** Selected by BC in the 2014 Canadian Draft. Released by BC on May 1/19. Signed as a free agent by MTL on Feb 12/20. Led MTL with career-high 8 sacks in 2021. Selected 2021 East Div. All-Star. Signed as a free agent by BC on Feb 8/22. **Status:** N

REGULAR SEASON				DEFENSIVE STATISTICS							INTERCEPTIONS				FUMBLE RETURNS				PLAYOFFS								
Year	Tm	GP	GS	DT	ST	TT	KD	FF	QS	TFL	No	Yds	LG	TD	No	Yds	LG	TD	Year	Tm	GP	DT	QS				
2014	BC	18	0	11	0	11	2	0	2	1	0			0					2014	BC	1	0	0				
2015	BC	18	1	14	0	14	0	1	6	3	0			0					2015	BC	1	0	0				
2016	BC	16	2	7	0	7	0	0	2	1	0			0					2016	BC	2	0	0				
2017	BC	18	2	10	0	10	1	2	6	0	0			0					2021	MTL	1	0	0				
2018	BC	14	0	1	0	1	0	0	0	0	0			0					2022	BC	2	1	1				
2019	BC	10	8	12	1	13	3	0	2	1	0			0													
2021	MTL	14	1	18	0	18	1	2	8	1	0			0													
2022	BC	18	0	17	1	18	2	1	9	3	0			1	0	0	0	0									
<b>Totals</b>		<b>126</b>	<b>14</b>	<b>90</b>	<b>2</b>	<b>92</b>	<b>9</b>	<b>6</b>	<b>35</b>	<b>10</b>	<b>0</b>	<b>0</b>	<b>0</b>	<b>0</b>	<b>1</b>	<b>0</b>	<b>0</b>	<b>0</b>	<b>Totals</b>		<b>7</b>	<b>1</b>	<b>1</b>				

**MENCER, Eli** **2022: Toronto**

**Born:** Nov 14/96 **College:** Albany **Career GP:** 12 **Hgt:** 6.01 **Pos:** DL  
**City:** Altoona, PA **All-Star:** None **Career Starts:** 0 **Wgt:** 229 **CFL Yrs:** 2  
**Career:** Signed as a free agent by TOR on Jun 15/22. Released on Oct 13/22. Signed by EDM on Dec 15/22. **Status:** A

**REG SEAS** GP - TOR 2021: 6 (0), 2022: 6 (0). ST Tackles - 2021: 10, 2022: 7. Interceptions - 2021: 1 for 3 yds

**METCHIE, Royce** **2022: Toronto**

**Born:** Sep 11/96 **College:** Guelph **Career GP:** 48 **Hgt:** 5.11 **Cdn Draft:** 2018 CGY **Pos:** DB  
**City:** Nigeria **All-Star:** None **Career Starts:** 41 **Wgt:** 197 **Rd 3, #25** **CFL Yrs:** 4  
**Career:** Selected by Calgary in the 2018 Canadian Draft. Traded to TOR on Feb 4/22 in exchange for LB Cameron Judge. **Status:** N

REGULAR SEASON				DEFENSIVE STATISTICS							INTERCEPTIONS				PLAYOFFS			GREY CUP									
Year	Tm	GP	GS	DT	ST	TT	KD	FF	QS	TFL	No	Yds	LG	TD	FR	Year	Tm	GP	DT	FR	Yds	Year	Tm	GP	DT	KD	
2018	CGY	7	0	0	5	5	0	0	0	0	0			0		2019	CGY	1	3	0	0	2022	TOR	1	3	1	
2019	CGY	17	17	48	7	55	1	0	0	4	3	9	7	0	0	2022	TOR	1	4	1	4						
2021	CGY	7	7	31	0	31	0	1	0	0	1	4	4	0	0												
2022	TOR	17	17	72	1	73	0	0	0	1	2	4	4	0	0												
<b>Totals</b>		<b>48</b>	<b>41</b>	<b>151</b>	<b>13</b>	<b>164</b>	<b>1</b>	<b>1</b>	<b>0</b>	<b>5</b>	<b>6</b>	<b>17</b>	<b>7</b>	<b>0</b>	<b>0</b>	<b>Totals</b>		<b>2</b>	<b>7</b>	<b>1</b>	<b>4</b>						

**MILLIGAN, Rolan** **2022: Saskatchewan**  
**Born:** Aug 16/94 **College:** Toledo **Career GP:** 18 **Hgt:** 5.11 **Pos:** LB  
**City:** Lake Wales, FL **All-Star:** None **Career Starts:** 18 **Wgt:** 200 **CFL Yrs:** 2  
**Career:** Signed as a free agent by SSK on Oct 23/21. **Status:** A

REGULAR SEASON			DEFENSIVE STATISTICS										INTERCEPTIONS			FUM RET			PLAYOFFS					
Year	Tm	GP	GS	DT	ST	TT	KD	FF	QS	TFL	No	Yds	LG	TD	No	Yds	LG	TD	Year	Tm	GP	DT	ST	
2021	SSK	1	1	5	1	6	0	0	1	0	0	0	0	0	0	0	0	0	2021	SSK	2	0	4	
2022	SSK	17	17	71	11	82	8	1	1	0	1	28	28	0	1	4	4	0						
<b>Totals</b>		<b>18</b>	<b>18</b>	<b>76</b>	<b>12</b>	<b>88</b>	<b>8</b>	<b>1</b>	<b>2</b>	<b>0</b>	<b>1</b>	<b>28</b>	<b>28</b>	<b>0</b>	<b>1</b>	<b>4</b>	<b>4</b>	<b>0</b>						

**MONCRIEF, Derrick** **2022: Saskatchewan**  
**Born:** Jun 25/93 **College:** Oklahoma State **Career GP:** 61 **Hgt:** 6.02 **Pos:** LB  
**City:** Prattville, AL **All-Star:** Div: 2 CFL: 1 **Career Starts:** 61 **Wgt:** 220 **CFL Yrs:** 5  
**Career:** Signed by SSK on Jun 3/17. Released on Jan 8/20 to pursue NFL opportunities. Spent 2020 with the LA Rams (NFL). Returned to CFL and signed by EDM on Sept 7/21. Signed by SSK on Feb 8/22. Selected West Div. All-Star in 2022. **Status:** A

REGULAR SEASON			DEFENSIVE STATISTICS										INTERCEPTIONS			FUMBLE RETURNS			PLAYOFFS							
Year	Tm	GP	GS	DT	ST	TT	KD	FF	QS	TFL	No	Yds	LG	TD	No	Yds	LG	TD	Year	Tm	GP	DT	ST	KD	FF	
2017	SSK	6	6	15	1	16	3	0	0	0	1	54	54	0	0	0	0	0	2017	SSK	2	11	1	1	1	1
2018	SSK	12	12	42	1	43	2	0	0	4	1	0	0	0	0	0	0	0	2018	SSK	1	1	0	0	0	0
2019	SSK	17	17	69	4	73	1	1	4	2	3	38	35	0	0	0	0	0	2019	SSK	1	1	0	1	0	0
2021	EDM	9	9	23	1	24	5	0	4	1	0	0	0	0	0	0	0	0								
2022	SSK	17	17	49	1	50	3	0	0	2	4	39	39	0	0	0	0	0								
<b>Totals</b>		<b>61</b>	<b>61</b>	<b>198</b>	<b>8</b>	<b>206</b>	<b>14</b>	<b>1</b>	<b>8</b>	<b>9</b>	<b>9</b>	<b>131</b>	<b>54</b>	<b>0</b>	<b>0</b>	<b>0</b>	<b>0</b>	<b>0</b>	<b>4</b>		<b>13</b>	<b>1</b>	<b>2</b>	<b>1</b>		

**MOORE, Charlie** **2022: Calgary**  
**Born:** March 14/98 **College:** Calgary **Career GP:** 31 **Hgt:** 6.03 **Cdn Draft:** 2021 CGY **Pos:** LB  
**City:** South Delta, BC **All-Star:** None **Career Starts:** 0 **Wgt:** 228 **Rd 3, #26** **CFL Yrs:** 2  
**Career:** Selected by CGY in the 2021 Canadian Draft. Blocked a punt in his first career CFL game on Aug 7/21 vs TOR. **Status:** N

REGULAR SEASON			DEFENSIVE STATISTICS										INTERCEPTIONS			FUM RET			PLAYOFFS					
Year	Tm	GP	GS	DT	ST	TT	KD	FF	QS	TFL	No	Yds	LG	TD	No	Yds	BK	TD	Year	Tm	GP	DT	ST	
2021	CGY	14	0	0	9	9	0	0	0	0	0	0	0	0	1	0	1 (Punt)	0	2021	CGY	1	0	0	
2022	CGY	17	0	0	12	12	0	0	0	0	0	0	0	0	1	1	1 (Punt)	0	2022	CGY	1	0	2	
<b>Totals</b>		<b>31</b>	<b>0</b>	<b>0</b>	<b>21</b>	<b>21</b>	<b>0</b>	<b>0</b>	<b>0</b>	<b>0</b>	<b>0</b>	<b>0</b>	<b>0</b>	<b>0</b>	<b>2</b>	<b>1</b>	<b>2</b>	<b>0</b>	<b>2</b>		<b>2</b>	<b>0</b>	<b>2</b>	

**MOORE, Mike** **2022: Montréal**  
**Born:** Sep 25/93 **College:** Virginia **Career GP:** 66 **Hgt:** 6.04 **Pos:** DL  
**City:** Hyattsville, MD **All-Star:** Div: 1 CFL: 0 **Career Starts:** 60 **Wgt:** 269 **CFL Yrs:** 6  
**Career:** Signed by OTT on May 26/16. Signed by EDM on May 28/17. Traded to MTL on Jan 14/22 for OL Tony Washington and RB Martese Jackson. **Status:** A

REGULAR SEASON			DEFENSIVE STATISTICS										INTERCEPTIONS			FUMBLE RETURNS			PLAYOFFS				
Year	Tm	GP	GS	DT	ST	TT	KD	FF	QS	TFL	No	Yds	LG	TD	No	Yds	LG	TD	Year	Tm	GP	DT	QS
2016	OTT	8	6	10	0	10	1	1	2	1	0	0	0	0	0	0	0	0	2019	EDM	2	1	1
2017	EDM	5	2	9	0	9	0	0	2	2	0	0	0	0	0	0	0	0	2022	MTL	2	8	1
2018	EDM	7	6	9	0	9	0	0	2	1	0	0	0	0	0	0	0	0					
2019	EDM	17	17	23	0	23	0	0	9	1	0	2	2	2	0	0	0	0					
2021	EDM	11	11	19	0	19	5	0	2	1	0	0	0	0	0	0	0	0					
2022	MTL	18	18	31	0	31	2	1	6	2	0	0	0	0	0	0	0	0					
<b>Totals</b>		<b>66</b>	<b>60</b>	<b>101</b>	<b>0</b>	<b>101</b>	<b>8</b>	<b>2</b>	<b>23</b>	<b>8</b>	<b>0</b>	<b>0</b>	<b>0</b>	<b>0</b>	<b>2</b>	<b>2</b>	<b>2</b>	<b>0</b>	<b>4</b>		<b>9</b>	<b>2</b>	

**MORGAN, Nyles** **2022: Edmonton**  
**Born:** Aug 16/96 **College:** Notre Dame **Career GP:** 19 **Hgt:** 6.02 **Pos:** LB  
**City:** Chicago, IL **All-Star:** None **Career Starts:** 19 **Wgt:** 240 **CFL Yrs:** 2  
**Career:** Signed as a free agent by EDM on July 1/21. Led club with 66 defensive tackles as a rookie in 2021. **Status:** A

REGULAR SEASON			DEFENSIVE STATISTICS										INTERCEPTIONS			FUMBLE RETURNS		
Year	Tm	GP	GS	DT	ST	TT	KD	FF	QS	TFL	No	Yds	LG	TD	No	Yds	LG	TD
2021	EDM	13	13	66	6	72	2	1	1	1	0	0	0	0	0	0	0	0
2022	EDM	6	6	41	1	42	0	1	0	1	0	0	0	0	0	0	0	0
<b>Totals</b>		<b>19</b>	<b>19</b>	<b>107</b>	<b>7</b>	<b>114</b>	<b>2</b>	<b>2</b>	<b>1</b>	<b>2</b>	<b>0</b>	<b>0</b>	<b>0</b>	<b>0</b>	<b>0</b>	<b>0</b>	<b>0</b>	<b>0</b>

**MOXEY, Jonathan** **2022: Calgary**  
**Born:** Jan 14/95 **College:** Boise State **Career GP:** 34 **Hgt:** 5.10 **Pos:** DB  
**City:** West Palm Beach, FL **All-Star:** Div: 1 CFL: 0 **Career Starts:** 29 **Wgt:** 195 **CFL Yrs:** 3  
**Career:** Signed as a free agent by CGY on June 24/19. Led CFL with 13 pass knockdowns in 2022. Selected 2022 West Div. All-Star. On Nov 28/21 vs SSK, became the 8th player in CFL history to record 3 or more INTs in a playoff game. **Status:** A

REGULAR SEASON			DEFENSIVE STATISTICS										INTERCEPTIONS			FUMBLE RETURNS			PLAYOFFS			INTERCEPTIONS						
Year	Tm	GP	GS	DT	ST	TT	KD	FF	QS	TFL	No	Yds	LG	TD	No	Yds	LG	TD	Year	Tm	GP	DT	No	Yds	LG	TD	FR	Yds
2019	CGY	5	0	2	2	4	0	0	0	0	0	0	0	0	0	0	0	0	2021	CGY	1	1	3	20	15	0	0	0
2021	CGY	13	13	24	4	28	5	0	0	0	2	53	53	1	1	0	0	0	2022	CGY	1	0	0	0	0	0	1	12
2022	CGY	16	16	26	2	28	13	0	0	0	0	0	0	0	0	0	0	0										
<b>Totals</b>		<b>34</b>	<b>29</b>	<b>52</b>	<b>8</b>	<b>60</b>	<b>18</b>	<b>0</b>	<b>0</b>	<b>0</b>	<b>2</b>	<b>53</b>	<b>53</b>	<b>1</b>	<b>1</b>	<b>0</b>	<b>0</b>	<b>0</b>	<b>2</b>		<b>1</b>	<b>3</b>	<b>20</b>	<b>15</b>	<b>0</b>	<b>1</b>	<b>12</b>	



**MRABURE, Ese** **2022: Edmonton**  
**Born:** Dec 5/92 **College:** Wilfrid Laurier **Career GP:** 75 **Hgt:** 6.03 **Cdn Draft:** 2015 BC **Pos:** DL  
**City:** North York, ON **All-Star:** None **Career Starts:** 17 **Wgt:** 280 **Rd 1, #5** **CFL Yrs:** 7  
**Career:** Selected by BC in the 2015 Draft. Released by BC on Jun 19/16 and signed by SSK Jun 21/16. Signed as a free agent by CGY on Feb 14/18. Signed as a free agent by OTT on Jan 15/21. Released on May 6/22. Signed by EDM on May 16/22. **Status:** N

REG SEASON		DEFENSIVE STATISTICS										INTERCEPTIONS				FUMBLE RETURNS				PLAYOFFS		
Year	Tm	GP	GS	DT	ST	TT	KD	FF	QS	TFL	No	Yds	LG	TD	No	Yds	LG	TD	Year	Tm	GP	DT
2015	BC	6	0	1	1	2	0	0	1	0	0	0	0	0	0	0	0	0	2017	SSK	2	0
2016	SSK	16	14	21	1	22	0	0	1	1	0				0							
2017	SSK	16	2	17	0	17	0	0	2	1	0			1	0	0	0					
2018	CGY	11	0	4	0	4	0	0	2	0	0			1	0	0	0					
2019	CGY	2	0	0	0	0	0	0	0	0	0			0								
2021	OTT	6	1	0	0	0	0	0	0	0	0			0								
2022	EDM	18	0	18	0	18	0	0	1	1	0			0								
<b>Totals</b>		<b>75</b>	<b>17</b>	<b>61</b>	<b>2</b>	<b>63</b>	<b>0</b>	<b>0</b>	<b>7</b>	<b>3</b>	<b>0</b>	<b>0</b>	<b>0</b>	<b>0</b>	<b>2</b>	<b>0</b>	<b>0</b>	<b>0</b>	<b>Totals</b>	<b>2</b>	<b>0</b>	

**MUAMBA, Henoc** **2022: Toronto**  
**Born:** Feb 23/89 **College:** St. Francis Xavier **Career GP:** 135 **Hgt:** 6.00 **Cdn Draft:** 2011 WPG **Pos:** LB  
**City:** Kinshasa, DR Congo **All-Star:** Div: 3 CFL: 2 **Career Starts:** 112 **Wgt:** 230 **Rd 1, #1** **CFL Yrs:** 10  
**Career:** Selected by Winnipeg in the 2011 Canadian Draft. Signed by Indianapolis (NFL) on Feb 6/14. Returned to CFL with MTL on Oct 2/15. Released by MTL on Feb 17/16. Signed as a free agent by SSK on Oct 5/16. Released by SSK on Feb 15/18. Signed as a free agent by MTL on Apr 12/18. Signed as a free agent by TOR on March 16/21. **Status:** N

REG SEASON		DEFENSIVE STATISTICS										INTERCEPTIONS				FUMBLE RETURNS				PLAYOFFS				
Year	Tm	GP	GS	DT	ST	TT	KD	FF	QS	TFL	No	Yds	LG	TD	No	Yds	LG	TD	Year	Tm	GP	DT		
2011	WPG	11	0	0	15	15	0	1	0	0	0			1	52	52	0		2011	WPG	1	0		
2012	WPG	18	12	65	20	85	2	5	3	3	0			0					2017	SSK	2	15		
2013	WPG	18	18	106	19	125	2	0	1	13	1	20	20	0					2019	MTL	1	6		
2015	MTL	4	4	14	0	14	0	0	0	0	0			0					2021	TOR	1	7		
2016	SSK	5	3	18	9	27	1	2	2	0	0			0					2022	TOR	1	7		
2017	SSK	17	13	82	11	93	5	3	0	1	2	27	17	0					<b>Totals</b>	<b>6</b>	<b>35</b>			
2018	MTL	18	18	108	1	109	1	1	5	11	1	39	39	0	1	0	0	0						
2019	MTL	17	17	93	0	93	3	2	1	4	0			1	2	2	0							
2021	TOR	10	10	49	2	51	0	0	2	0	1	4	4	0	0									
2022	TOR	17	17	75	1	76	4	0	3	3	2	19	15	0	0									
<b>Totals</b>		<b>135</b>	<b>112</b>	<b>610</b>	<b>78</b>	<b>688</b>	<b>18</b>	<b>14</b>	<b>17</b>	<b>35</b>	<b>7</b>	<b>109</b>	<b>39</b>	<b>0</b>	<b>3</b>	<b>54</b>	<b>52</b>	<b>0</b>	<b>GREY CUP</b>	<b>Year</b>	<b>Tm</b>	<b>GP</b>	<b>DT</b>	
																				2011	WPG	1	0	
																				2022	TOR	1	3	
																				<b>Totals</b>	<b>2</b>	<b>3</b>	<b>1</b>	<b>1</b>

**MUHAMMAD, Brad** **2022: Calgary**  
**Born:** Jul 18/95 **College:** Florida International **Career GP:** 21 **Hgt:** 5.10 **Pos:** DB  
**City:** St. Petersburg, FL **All-Star:** None **Career Starts:** 21 **Wgt:** 190 **CFL Yrs:** 2  
**Career:** Signed as a free agent by OTT on Jul 30/21. Released on Jan 13/22. Signed by CGY on Apr 6/22. **Status:** A

REGULAR SEASON		DEFENSIVE STATISTICS										INTERCEPTIONS				FUMBLE RETURNS			
Year	Tm	GP	GS	DT	ST	TT	KD	FF	QS	TFL	No	Yds	LG	TD	No	Yds	LG	TD	
2021	OTT	5	5	14	0	14	1	0	0	2	0			0					
2022	CGY	16	16	50	5	55	10	1	0	1	2	20	20	0	0				
<b>Totals</b>		<b>21</b>	<b>21</b>	<b>64</b>	<b>5</b>	<b>69</b>	<b>11</b>	<b>1</b>	<b>0</b>	<b>3</b>	<b>2</b>	<b>20</b>	<b>20</b>	<b>0</b>	<b>0</b>	<b>0</b>	<b>0</b>	<b>0</b>	

**MULUMBA, Chris** **2022: Hamilton**  
**Born:** Oct 10/92 **College:** Colorado **Career GP:** 5 **Hgt:** 6.04 **Pos:** DL  
**City:** Finland **All-Star:** None **Career Starts:** 0 **Wgt:** 285 **CFL Yrs:** 2  
**Career:** Selected by Hamilton in the 2021 Global Draft (Rd 2, Pick 11). **Status:** G

**REG SEAS** GP - HAM 2021: 2 (0), 2022: 3 (0). **Defensive Tackles** - 2021: 1, 2022: 1. **PLAYOFFS** GP - HAM 2021: 1 (0).

**MURRAY, Najee** **2022: Montréal**  
**Born:** Apr 21/94 **College:** Kent State **Career GP:** 33 **Hgt:** 5.08 **Pos:** DB  
**City:** Steubenville, OH **All-Star:** None **Career Starts:** 24 **Wgt:** 194 **CFL Yrs:** 4  
**Career:** Signed as a free agent by MTL on Apr 23/18. Released on Apr 4/19. Re-signed by MTL on Oct 2/19. **Status:** A

REGULAR SEASON		DEFENSIVE STATISTICS										INTERCEPTIONS				FUMBLE RETURNS				PLAYOFFS			
Year	Tm	GP	GS	DT	ST	TT	KD	FF	QS	TFL	No	Yds	LG	TD	No	Yds	LG	TD	Year	Tm	GP	DT	KD
2018	MTL	6	1	6	2	8	0	0	0	0	1	0	0	0	0				2019	MTL	1	4	0
2019	MTL	4	4	16	1	17	1	0	0	0	1	15	15	1	0				2021	MTL	1	1	0
2021	MTL	10	10	24	2	26	4	0	0	0	3			0					2022	MTL	2	7	2
2022	MTL	13	9	40	1	41	5	1	1	0	1	31	31	0	0				<b>Totals</b>	<b>4</b>	<b>12</b>	<b>2</b>	
<b>Totals</b>		<b>33</b>	<b>24</b>	<b>86</b>	<b>6</b>	<b>92</b>	<b>10</b>	<b>1</b>	<b>1</b>	<b>0</b>	<b>6</b>	<b>46</b>	<b>31</b>	<b>1</b>	<b>0</b>	<b>0</b>	<b>0</b>	<b>0</b>					

**NELSON, Cole** **2022: Edmonton**  
**Born:** March 12/97 **College:** Alberta **Career GP:** 10 **Hgt:** 6.06 **Cdn Draft:** 2021 EDM **Pos:** OL  
**City:** Ponoka, AB **All-Star:** None **Career Starts:** 0 **Wgt:** 312 **Rd 1, #5** **CFL Yrs:** 2  
**Career:** Selected by Edmonton in the 2021 Canadian Draft. **Status:** N

**REG SEASON** GP - EDM 2021: 9 (0), 2022: 1 (0). **Defensive Tackles** - 2021: 3.

**NEUFELD, Patrick** **2022: Winnipeg**  
**Born:** Dec 26/88 **College:** Saskatchewan **Career GP:** 136 **Hgt:** 6.06 **Cdn Draft:** 2010 SSK **Pos:** OL  
**City:** Regina, SK **All-Star:** Div: 2 CFL: 2 **Career Starts:** 98 **Wgt:** 307 **Rd 5, #33** **CFL Yrs:** 11  
**Career:** Drafted by SSK in 2010. Traded to WPG on Oct 10/13 for Alex Hall and a 2014 2nd round pick. Selected 2021 & 2022 CFL All-Star. **Status:** N

REGULAR SEASON				PLAYOFFS				GREY CUP			
Year	Tm	GP	GS	Year	Tm	GP	GS	Year	Tm	GP	GS
2011	SSK	17	0	2017	WPG	18	2	2019	WPG	2	2
2012	SSK	17	13	2018	WPG	18	18	2021	WPG	1	1
2013	SSK	3	3	2019	WPG	6	6	2022	WPG	1	1
2014	WPG	8	8	2021	WPG	13	13				
2015	WPG	12	11	2022	WPG	17	17				
2016	WPG	7	7								
<b>Career Regular Season</b>				<b>Career Playoffs</b>				<b>Totals</b>			
								<b>8 8</b>			
								<b>3 3</b>			

**NEWTON, Curtis** **2022: Hamilton**  
**Born:** Jul 24/94 **College:** Guelph **Career GP:** 81 **Hgt:** 6.02 **Cdn Draft:** 2016 TOR **Pos:** LB  
**City:** London, ON **All-Star:** None **Career Starts:** 1 **Wgt:** 220 **Rd 5, #40** **CFL Yrs:** 6  
**Career:** Selected by Toronto in the 2016 Canadian Draft. Released by TOR on Jul 11/17 and signed by HAM on Jul 25/17. Released by HAM on Oct 4/17 and re-signed by TOR on Oct 5/17. Re-signed by HAM on Feb 6/18. **Status:** N

REGULAR SEASON				DEFENSIVE STATISTICS										FUMBLE RETURNS				PLAYOFFS			GREY CUP					
Year	Tm	GP	GS	DT	ST	TT	KD	FF	BK	QS	TFL	Int	No	Yds	LG	TD	Year	Tm	GP	DT	ST	Year	Tm	GP	DT	ST
2016	TOR	16	0	0	5	5	0	0	0	0	0	0	0	0	0	0	2018	HAM	2	0	3	2019	HAM	1	0	1
2017	TOR	3	0	0	2	2	0	0	0	0	0	0	0	0	0	0	2019	HAM	1	2	2	2021	HAM	1	0	0
	HAM	5	0	0	0	0	0	0	0	0	0	0	0	0	0	0	2021	HAM	2	0	2					
2018	HAM	18	1	2	11	13	0	0	1	0	0	0	0	0	0	0										
2019	HAM	18	0	0	7	7	0	0	0	0	0	0	0	0	0	0										
2021	HAM	14	0	0	9	9	0	0	0	0	0	0	0	0	0	0										
2022	HAM	7	0	1	2	3	0	0	0	0	0	0	1	0	0	0										
<b>Totals</b>				<b>81 1</b>										<b>3 36 39 0 0 1 0 0 0 0 0 0 1 0 0 0</b>				<b>5</b>			<b>2 0 1</b>					

**NICASTRO, Peter** **2022: Toronto**  
**Born:** Dec 9/98 **College:** Calgary **Career GP:** 11 **Hgt:** 6.02 **Cdn Draft:** 2021 TOR **Pos:** OL  
**City:** Calgary, AB **All-Star:** Div: 1 CFL: 0 **Career Starts:** 11 **Wgt:** 305 **Rd 1, #7** **CFL Yrs:** 2  
**Career:** Selected by TOR in the 2021 Canadian Draft. Selected 2021 East Div. All-Star as a centre. Spent 2022 on IL (TOR). **Status:** N

REG SEASON GP - TOR 2021: 11 (11).

**NICHOLS, Deatrick** **2022: Winnipeg**  
**Born:** June 8/94 **College:** South Florida **Career GP:** 29 **Hgt:** 5.09 **Pos:** DB  
**City:** Miami, FL **All-Star:** Div: 2 CFL: 2 **Career Starts:** 29 **Wgt:** 184 **CFL Yrs:** 2  
**Career:** Signed as a free agent by WPG on Feb 4/21. Selected 2021 and 2022 CFL All-Star. **Status:** A

REGULAR SEASON				DEFENSIVE STATISTICS										INTERCEPTIONS				FUM RET		PLAYOFFS			GREY CUP			
Year	Tm	GP	GS	DT	ST	TT	KD	FF	QS	TFL	BK	No	Yds	LG	TD	No	Yds	Year	Tm	GP	DT	Year	Tm	GP	DT	KD
2021	WPG	12	12	43	3	46	7	0	1	1	1	3	25	19	0	1	0	2021	WPG	1	1	2021	WPG	1	4	1
2022	WPG	17	17	46	0	46	8	0	0	1	0	1	5	5	0	0	0	2022	WPG	1	0	2022	WPG	1	1	0
<b>Totals</b>				<b>29 29</b>										<b>89 3 92 15 0 1 2 1 4 30 19 0 1 0</b>				<b>2 1</b>		<b>2 5 1</b>						

**NIELSEN, Steven** **2022: Edmonton**  
**Born:** June 6/96 **College:** Eastern Michigan **Career GP:** 30 **Hgt:** 6.08 **Pos:** OL  
**City:** Dragoer, Denmark **All-Star:** None **Career Starts:** 5 **Wgt:** 307 **CFL Yrs:** 2  
**Career:** Selected 2nd overall by Edmonton in the 2021 Global Draft. **Status:** G

REG SEASON GP - EDM 2021: 13 (5), 2022: 17 (0).

**NORMAN, Phillip** **2022: BC**  
**Born:** Aug 22/95 **College:** Bethune-Cookman **Career GP:** 29 **Hgt:** 6.04 **Pos:** OL  
**City:** Sebastian, FL **All-Star:** None **Career Starts:** 29 **Wgt:** 318 **CFL Yrs:** 3  
**Career:** Signed as a free agent by BC on Jun 9/19. **Status:** A

REG SEAS GP - BC 2019: 13 (13), 2021: 1 (1), 2022: 15 (15). **PLAYOFFS** GP - BC 2022: 1 (1).

**OAKMAN, Shawn** **2022: Toronto**  
**Born:** April 7/92 **College:** Baylor **Career GP:** 30 **Hgt:** 6.09 **Pos:** DL  
**City:** Philadelphia, PA **All-Star:** Div: 2 CFL: 1 **Career Starts:** 30 **Wgt:** 287 **CFL Yrs:** 2  
**Career:** Signed as a free agent by TOR on Feb 12/21. Selected 2022 East Division All-Star. **Status:** A

REGULAR SEASON				DEFENSIVE STATISTICS										INTERCEPTIONS				PLAYOFFS			GREY CUP				
Year	Tm	GP	GS	DT	ST	TT	KD	FF	QS	TFL	No	Yds	LG	TD	FR	Year	Tm	GP	DT	QS	Year	Tm	GP	DT	QS
2021	TOR	13	13	35	1	36	4	0	6	3	0	0	0	0	0	2021	TOR	1	1	0	2022	TOR	1	2	1
2022	TOR	17	17	28	0	28	0	1	6	1	0	0	0	0	0	2022	TOR	1	2	1					
<b>Totals</b>				<b>30 30</b>										<b>63 1 64 4 1 12 4 0 0 0 0 0 0 0</b>				<b>2</b>			<b>3 1</b>				

**OKAFOR, Kay** **2022: Hamilton**  
**Born:** Jan 27/93 **College:** St. Francis Xavier **Career GP:** 47 **Hgt:** 6.03 **Cdn Draft:** 2017 HAM **Pos:** OL  
**City:** Enugu, Nigeria **All-Star:** None **Career Starts:** 12 **Wgt:** 295 **Rd 3, #21** **CFL Yrs:** 4  
**Career:** Selected by Hamilton in the 2018 Canadian Draft. **Status:** N

**REG SEAS** GP - HAM 2018: 9 (0), 2019: 18 (3), 2021: 8 (8), 2022: 12 (1), Total: 47 (12). **PLAYOFFS** GP - HAM 2022: 1 (0).

**ONYEKA, Godfrey** **2022: Saskatchewan**  
**Born:** May 23/94 **College:** Wilfrid Laurier **Career GP:** 38 **Hgt:** 6.02 **Cdn Draft:** 2018 EDM **Pos:** DB  
**City:** Brampton, ON **All-Star:** None **Career Starts:** 9 **Wgt:** 200 **Rd 2, #10** **CFL Yrs:** 4  
**Career:** Selected by Edmonton in the 2018 Draft. Signed as a free agent by SSK on Feb 9/21. **Status:** N

REGULAR SEASON				DEFENSIVE STATISTICS								INTERCEPTIONS				FUMBLE RETURNS				PLAYOFFS				
Year	Tm	GP	GS	DT	ST	TT	KD	FF	QS	TFL	No	Yds	LG	TD	No	Yds	LG	TD	Year	Tm	GP	DT	ST	
2018	EDM	9	3	2	0	2	1	0	0	0	0	0	0	0	0	0	0	0	2019	EDM	2	3	1	
2019	EDM	18	0	3	13	16	0	0	0	0	0	0	0	0	1	0	0	0	2021	SSK	1	0	0	
2021	SSK	9	5	24	7	31	1	0	0	1	0	0	0	0	0	0	0	0						
2022	SSK	2	1	2	2	4	0	0	0	0	0	0	0	0	0	0	0	0						
<b>Totals</b>		<b>38</b>	<b>9</b>	<b>31</b>	<b>22</b>	<b>53</b>	<b>2</b>	<b>0</b>	<b>0</b>	<b>1</b>	<b>0</b>	<b>0</b>	<b>0</b>	<b>0</b>	<b>1</b>	<b>0</b>	<b>0</b>	<b>0</b>	<b>Totals</b>		<b>3</b>	<b>3</b>	<b>1</b>	

**ONYEKA, Kene** **2022: Ottawa**  
**Born:** Nov 18/96 **College:** Carleton **Career GP:** 36 **Hgt:** 6.03 **Cdn Draft:** 2018 OTT **Pos:** DL  
**City:** Nigeria **All-Star:** None **Career Starts:** 4 **Wgt:** 247 **Rd 4, #29** **CFL Yrs:** 3  
**Career:** Selected by Ottawa in the 2018 Canadian Draft. **Status:** N

REGULAR SEASON				DEFENSIVE STATISTICS								INTERCEPTIONS				FUMBLE RETURNS			
Year	Tm	GP	GS	DT	ST	TT	KD	FF	QS	TFL	No	Yds	LG	TD	No	Yds	LG	TD	
2019	OTT	6	0	0	3	3	0	0	0	0	0	0	0	0	0	0	0	0	
2021	OTT	13	2	14	8	22	1	1	2	0	0	0	0	0	0	0	0	0	
2022	OTT	17	2	17	9	26	0	1	5	1	0	0	0	1	0	0	0	0	
<b>Totals</b>		<b>36</b>	<b>4</b>	<b>31</b>	<b>20</b>	<b>51</b>	<b>1</b>	<b>2</b>	<b>7</b>	<b>1</b>	<b>0</b>	<b>0</b>	<b>0</b>	<b>0</b>	<b>1</b>	<b>0</b>	<b>0</b>	<b>0</b>	

**ORIMOLADE, Folarin** **2022: Calgary**  
**Born:** Nov 23/95 **College:** Dartmouth **Career GP:** 34 **Hgt:** 5.11 **Pos:** DL  
**City:** Washington, DC **All-Star:** None **Career Starts:** 21 **Wgt:** 238 **CFL Yrs:** 4  
**Career:** Signed as a free agent by CGY on May 11/18. Signed as a free agent by TOR on Feb 14/23. **Status:** A

REGULAR SEASON				DEFENSIVE STATISTICS								INTERCEPTIONS				FUMBLE RETURNS				PLAYOFFS						
Year	Tm	GP	GS	DT	ST	TT	KD	FF	QS	TFL	No	Yds	LG	TD	No	Yds	LG	TD	Year	Tm	GP	DT	ST	QS	FF	
2018	CGY	10	0	7	10	17	1	2	2	0	0	0	0	0	1	0	0	0	2018	CGY	1	0	0	0	0	0
2019	CGY	0	0			0													2021	CGY	1	0	0	0	0	0
2021	CGY	7	4	8	1	9	0	0	2	1	0	0	0	0	0	0	0	0	2022	CGY	1	6	0	2	1	1
2022	CGY	17	17	37	0	37	0	1	6	3	1	28	28	1	0	0	0	0								
<b>Totals</b>		<b>34</b>	<b>21</b>	<b>52</b>	<b>11</b>	<b>63</b>	<b>1</b>	<b>3</b>	<b>10</b>	<b>4</b>	<b>1</b>	<b>28</b>	<b>28</b>	<b>1</b>	<b>1</b>	<b>0</b>	<b>0</b>	<b>0</b>	<b>Totals</b>		<b>3</b>	<b>6</b>	<b>0</b>	<b>2</b>	<b>1</b>	

**PARKER, Jamal** **2022: Winnipeg**  
**Born:** Jan 16/98 **College:** Kent State **Career GP:** 13 **Hgt:** 5.08 **Pos:** DB  
**City:** Pennsauken, NJ **All-Star:** None **Career Starts:** 7 **Wgt:** 177 **CFL Yrs:** 1  
**Career:** Signed as a free agent by WPG on May 15/22. **Status:** A

REGULAR SEASON				DEFENSIVE STATISTICS								INTERCEPTIONS				FUM RET		K/O RETS		PLAYOFFS			GREY CUP			
Year	Tm	GP	GS	DT	ST	TT	KD	FF	QS	TFL	No	Yds	LG	TD	No	Yds	No	Yds	Year	Tm	GP	DT	Year	Tm	GP	DT
2022	WPG	13	7	37	8	45	4	0	1	0	1	51	37	0	1	0	4	104	2022	WPG	1	1	2022	WPG	1	4

**PEIRSON, Andrew** **2022: BC**  
**Born:** Dec 5/94 **College:** Gannon **Career GP:** 38 **Hgt:** 6.03 **Pos:** OL  
**City:** Kingston, ON **All-Star:** None **Career Starts:** 8 **Wgt:** 300 **CFL Yrs:** 4  
**Career:** Signed as a free agent by BC on May 9/18. **Status:** N

**REG SEAS** GP - BC 2018: 5 (5), 2019: 1 (1), 2021: 14 (0), 2022: 18 (2), Total: 38 (8). **PLAYOFFS** GP - BC 2022: 2 (0).

**PELEHOS, Zack** **2022: Ottawa**  
**Born:** Jul 12/99 **College:** Ottawa **Career GP:** 10 **Hgt:** 6.06 **Cdn Draft:** 2022 OTT **Pos:** OL  
**City:** Gananoque, ON **All-Star:** None **Career Starts:** 0 **Wgt:** 300 **Rd 1, #2** **CFL Yrs:** 1  
**Career:** Selected by Ottawa in the 2022 Canadian Draft. **Status:** N

**REG SEAS** GP - OTT 2022: 10 (0).

**PELLEY, J-Min** **2022: Edmonton**  
**Born:** Mar 23/98 **College:** Calgary **Career GP:** 16 **Hgt:** 6.05 **Cdn Draft:** 2022 EDM **Pos:** DL  
**City:** Calgary, AB **All-Star:** None **Career Starts:** 6 **Wgt:** 330 **Supplemental** **CFL Yrs:** 1  
**Career:** Selected by Edmonton in the 2022 Canadian Draft (Supplemental pick in exchange for a 2023 2nd round pick). **Status:** N

**REG SEAS** GP - EDM 2022: 16 (6). Defensive Tackles: 11. Tackles For Loss: 1.

**PENNEY-LARYEA, Enoch** **2022: Toronto**  
**Born:** May 7/97 **College:** McMaster **Career GP:** 15 **Hgt:** 6.01 **Cdn Draft:** 2022 TOR **Pos:** DL  
**City:** Tuckahoe, NY **All-Star:** None **Career Starts:** 0 **Wgt:** 230 **Rd 3, #26** **CFL Yrs:** 1  
**Career:** Selected by Toronto in the 2022 Canadian Draft. **Status:** N

**REG SEAS** GP - TOR 2022: 15 (0). **ST Tackles:** 2. **Fumble Recoveries:** 1 for 10 yds, 1 TD.

**PERKINS, Kent** **2022: BC**  
**Born:** Nov 19/94 **College:** Texas **Career GP:** 31 **Hgt:** 6.05 **Pos:** OL  
**City:** Dallas, TX **All-Star:** None **Career Starts:** 31 **Wgt:** 305 **CFL Yrs:** 2  
**Career:** Signed as a free agent by BC on Dec 28/20. **Status:** A

**REG SEAS** GP - BC 2021: 13 (13), 2022: 18 (18). **PLAYOFFS** GP - BC 2022: 2 (2).

**PETERS, Garry** **2022: BC**  
**Born:** Nov 26/91 **College:** Clemson **Career GP:** 87 **Hgt:** 6.00 **Pos:** DB  
**City:** Conyers, GA **All-Star:** Div: 1 CFL: 1 **Career Starts:** 80 **Wgt:** 190 **CFL Yrs:** 6  
**Career:** Signed as a free agent by EDM on May 30/16. Signed as a free agent by BC on Feb 14/18. Selected 2022 CFL All-Star. **Status:** A

REGULAR SEASON		DEFENSIVE STATISTICS										INTERCEPTIONS				PUNT RETURNS				KICKOFF RETURNS				PLAYOFFS				
Year	Tm	GP	GS	DT	ST	TT	KD	FF	QS	TFL	FR	No	Yds	LG	TD	No	Yds	LG	TD	No	Yds	LG	TD	Year	Tm	GP	DT	KD
2016	EDM	11	4	24	5	29	5	0	0	0	0	0				0				3	60	37	0	2016	EDM	2	0	0
2017	EDM	8	8	35	3	38	4	0	0	0	0	0				6	34	19	0	1	19	19	0	2018	BC	1	3	0
2018	BC	18	18	73	0	73	9	0	1	4	0	2	2	2	0	0				0				2022	BC	2	3	2
2019	BC	18	18	63	2	65	11	1	0	0	1	4	1	1	0	0				0								
2021	BC	14	14	46	4	50	9	0	0	4	0	0				1	1	1	0	0								
2022	BC	18	18	44	3	47	6	0	0	1	1	5	8	0	6	0				0								
<b>Totals</b>		<b>87</b>	<b>80</b>	<b>285</b>	<b>17</b>	<b>302</b>	<b>44</b>	<b>1</b>	<b>1</b>	<b>9</b>	<b>2</b>	<b>11</b>	<b>11</b>	<b>3</b>	<b>6</b>	<b>7</b>	<b>35</b>	<b>19</b>	<b>0</b>	<b>4</b>	<b>79</b>	<b>37</b>	<b>0</b>	<b>Totals</b>		<b>5</b>	<b>6</b>	<b>2</b>

**PETERS, Jamal** **2022: Toronto**  
**Born:** Dec 22/96 **College:** Mississippi State **Career GP:** 23 **Hgt:** 6.02 **Pos:** DB  
**City:** Bassfield, MS **All-Star:** Div: 1 CFL: 1 **Career Starts:** 23 **Wgt:** 220 **CFL Yrs:** 2  
**Career:** Signed as a free agent by TOR on Feb 1/21. Selected 2022 CFL All-Star. Signed by ATL (NFL) on Jan 9/23. **Status:** A

REGULAR SEASON		DEFENSIVE STATISTICS										INTERCEPTIONS		FUM RET		PLAYOFFS				GREY CUP								
Year	Tm	GP	GS	DT	ST	TT	KD	FF	QS	TFL	No	Yds	LG	TD	FR	Yds	Year	Tm	GP	DT	ST	FF	KD	Year	Tm	GP	DT	
2021	TOR	8	8	31	1	32	5	0	0	0	1	30	30	0	0	0	2021	TOR	1	1	0	0	0	2022	TOR	1	1	2
2022	TOR	15	15	57		57	9	0	1	4	6	137	67	1	0	0	2022	TOR	1	5	1	1	1					
<b>Totals</b>		<b>23</b>	<b>23</b>	<b>88</b>	<b>1</b>	<b>89</b>	<b>14</b>	<b>0</b>	<b>1</b>	<b>4</b>	<b>7</b>	<b>167</b>	<b>67</b>	<b>1</b>	<b>0</b>	<b>0</b>	<b>Totals</b>		<b>2</b>	<b>6</b>	<b>1</b>	<b>1</b>	<b>1</b>					

**PHILIP, Shaydon** **2022: Ottawa**  
**Born:** Aug 22/97 **College:** Alberta **Career GP:** 18 **Hgt:** 6.04 **Cdn Draft:** 2022 TOR **Pos:** LB  
**City:** St. Albert, AB **All-Star:** None **Career Starts:** 0 **Wgt:** 230 **Rd 3, #26** **CFL Yrs:** 2  
**Career:** Signed by CGY on Jan 25/21. Released on Jul 29/21. Signed by EDM on Aug 10/21. Released on May 29/22. Signed by OTT on Aug 23/22. **Status:** N

**REG SEAS** GP - EDM 2021: 10 (0), OTT 2022: 8 (0). **ST Tackles - EDM 2021:** 4, OTT 2022: 1.

**PICKETT, Adarius** **2022: Montréal**  
**Born:** Sept 5/96 **College:** UCLA **Career GP:** 30 **Hgt:** 5.11 **Pos:** DB  
**City:** Berkeley, CA **All-Star:** None **Career Starts:** 20 **Wgt:** 210 **CFL Yrs:** 2  
**Career:** Signed as a free agent by MTL on June 9/21. Signed as a free agent by TOR on Feb 14/23. **Status:** A

REGULAR SEASON		DEFENSIVE STATISTICS										INTERCEPTIONS				FUMBLE RETURNS				PUNT RET		K/O RET		PLAYOFFS				
Year	Tm	GP	GS	DT	ST	TT	KD	FF	QS	TFL	No	Yds	LG	TD	No	Yds	LG	TD	No	Yds	No	Yds	Year	Tm	GP	DT	ST	KD
2021	MTL	14	4	23	12	35	0	1	1	2	1	17	17	0	0	0	0	0	7	62	21	415	2021	MTL	1	0	0	1
2022	MTL	16	16	73	7	80	2	2	4	4	1	4	4	0	2	16	16	1	1	8	2	46	2022	MTL	2	7	3	1
<b>Totals</b>		<b>30</b>	<b>20</b>	<b>96</b>	<b>19</b>	<b>115</b>	<b>2</b>	<b>3</b>	<b>5</b>	<b>6</b>	<b>2</b>	<b>21</b>	<b>17</b>	<b>0</b>	<b>2</b>	<b>16</b>	<b>16</b>	<b>1</b>	<b>8</b>	<b>70</b>	<b>23</b>	<b>461</b>	<b>Totals</b>		<b>3</b>	<b>7</b>	<b>3</b>	<b>2</b>

**PICKETT, Andrew** **2022: Hamilton**  
**Born:** May 12/96 **College:** Guelph **Career GP:** 14 **Hgt:** 6.03 **Cdn Draft:** 2018 OTT **Pos:** OL  
**City:** Kitchener, ON **All-Star:** None **Career Starts:** 5 **Wgt:** 323 **Rd 3, #22** **CFL Yrs:** 4  
**Career:** Drafted by OTT in 2018. Did not play in 2018 and 2019 due to injury. Released on May 29/22. Signed by HAM on Jun 14/22. Released on Jul 1/22. **Status:** N

**REG SEASON** GP - OTT 2021: 13 (5), HAM 2022: 1 (0).

**PICKETT, Riley** **2022: BC**  
**Born:** Oct 5/97 **College:** Saskatchewan **Career GP:** 10 **Hgt:** 6.04 **Cdn Draft:** 2022 BC **Pos:** DL  
**City:** Saskatoon, SK **All-Star:** None **Career Starts:** 0 **Wgt:** 250 **Rd 5, #41** **CFL Yrs:** 1  
**Career:** Selected by BC in the 2022 Canadian Draft. **Status:** N

**REG SEASON** GP - BC 2022: 10 (0). **Defensive Tackles:** 1. **ST Tackles:** 2.

**PLAMONDON, Jacob** **2022: Edmonton**  
**Born:** Nov 6/98 **College:** Calgary **Career GP:** 14 **Hgt:** 6.03 **Cdn Draft:** 2022 EDM **Pos:** DL  
**City:** Red Deer, AB **All-Star:** None **Career Starts:** 0 **Wgt:** 230 **Rd 2, #19** **CFL Yrs:** 1  
**Career:** Selected by EDM in the 2022 Canadian Draft. **Status:** N

REG SEASON GP - EDM 2022: 14 (0). ST Tackles: 2.

**PRIESTER, Robert** **2022: Toronto**  
**Born:** Dec 25/93 **College:** Wyoming **Career GP:** 14 **Hgt:** 5.09 **Pos:** DB  
**City:** Tampa, FL **All-Star:** None **Career Starts:** 8 **Wgt:** 180 **CFL Yrs:** 2  
**Career:** Signed as a free agent by WPG on May 22/18. Released on Oct 16/18. Signed by EDM on Dec 17/18.  
 Released on Jul 29/21. Signed by WPG on Mar 28/22. Released on May 9/22. Signed by TOR on May 21/22. **Status:** A

REGULAR SEASON			DEFENSIVE STATISTICS								INTERCEPTIONS				FUM RET		PLAYOFFS			GREY CUP					
Year	Tm	GP	GS	DT	ST	TT	KD	FF	QS	TFL	No	Yds	LG	TD	FR	Yds	Year	Tm	GP	DT	Year	Tm	GP	DT	ST
2018	WPG	2	2	7	0	7	1	0	0	0	0	0	0	0	0	0	2022	TOR	1	3	2022	TOR	1	1	1
2022	TOR	12	6	28	5	33	2	2	1	0	0	0	0	0	0	0									
<b>Totals</b>		<b>14</b>	<b>8</b>	<b>35</b>	<b>5</b>	<b>40</b>	<b>3</b>	<b>2</b>	<b>1</b>	<b>0</b>	<b>0</b>	<b>0</b>	<b>0</b>	<b>0</b>	<b>0</b>	<b>0</b>									

**PRUNEAU, Antoine** **2022: Ottawa**  
**Born:** Oct 20/89 **College:** Montreal **Career GP:** 122 **Hgt:** 6.01 **Cdn Draft:** 2014 OTT **Pos:** DB  
**City:** Laval, QC **All-Star:** Div: 1 CFL: 0 **Career Starts:** 97 **Wgt:** 200 **Rd 1, #4** **CFL Yrs:** 8  
**Career:** Selected by Ottawa in the 2014 Canadian Draft. In 2021 became the first Ottawa REDBLACKS player to reach 100 games played. **Status:** N

REGULAR SEASON			DEFENSIVE STATISTICS								INTERCEPTIONS				FUMBLE RETURNS				PLAYOFFS			GREY CUP							
Year	Tm	GP	GS	DT	ST	TT	KD	FF	QS	TFL	No	Yds	LG	TD	No	Yds	LG	TD	Year	Tm	GP	DT	ST	Year	Tm	GP	DT	ST	
2014	OTT	18	13	69	11	80	3	1	2	1	0	0	0	0	0	0	0	0	2015	OTT	1	6	2	2015	OTT	1	4	2	
2015	OTT	18	18	55	18	73	4	1	0	3	2	12	12	0	0	0	0	0	2016	OTT	1	2	0	2016	OTT	1	4	0	
2016	OTT	17	14	58	11	69	4	0	1	2	1	53	53	0	0	0	0	0	2017	OTT	1	1	0	2018	OTT	1	3	0	
2017	OTT	18	18	65	8	73	4	0	1	3	4	95	46	1	1	0	0	0	2018	OTT	1	5	2						
2018	OTT	13	13	50	6	56	4	1	0	0	1	17	17	0	0	0	0	<b>Totals</b>	<b>4</b>	<b>14</b>	<b>4</b>	<b>Totals</b>	<b>3</b>	<b>11</b>	<b>2</b>				
2019	OTT	9	9	28	2	30	3	1	0	0	1	6	6	0	0	0	0												
2021	OTT	11	11	35	5	40	1	0	0	0	1	4	4	0	1	0	0												
2022	OTT	18	1	18	13	31	1	0	0	0	0	0	0	2	6	6	0												
<b>Totals</b>		<b>122</b>	<b>97</b>	<b>378</b>	<b>74</b>	<b>452</b>	<b>24</b>	<b>4</b>	<b>4</b>	<b>9</b>	<b>10</b>	<b>187</b>	<b>53</b>	<b>1</b>	<b>4</b>	<b>6</b>	<b>6</b>	<b>0</b>											

**PURIFOY, Loucheiz** **2022: BC**  
**Born:** Dec 16/92 **College:** Florida **Career GP:** 101 **Hgt:** 5.11 **Pos:** DB  
**City:** Cantonment, FL **All-Star:** Div: 1 CFL: 1 **Career Starts:** 101 **Wgt:** 190 **CFL Yrs:** 6  
**Career:** Signed by BC on Mar 21/16. Signed by OTT on Feb 13/18. Released on Aug 6/18. Signed by SSK on Aug 8/18.  
 Signed by BC on Feb 8/22. Released on Jan 4/23. Signed by EDM on Jan 9/23. Selected 2022 CFL All-Star. **Status:** A

REGULAR SEASON			DEFENSIVE STATISTICS								INTERCEPTIONS				FUMBLE RETURNS				KICKOFF RETURNS					PLAYOFFS			
Year	Tm	GP	GS	DT	ST	TT	KD	FF	QS	TFL	No	Yds	LG	TD	No	Yds	LG	TD	No	Yds	Avg	LG	TD	Year	Tm	GP	DT
2016	BC	18	18	43	5	48	4	3	5	2	1	52	52	0	1	47	47	1	0	0	0	0	0	2016	BC	2	6
2017	BC	18	18	49	3	52	10	0	0	3	3	0	0	0	1	0	0	0	0	0	0	0	0	2018	SSK	1	3
2018	OTT	7	7	29	0	29	5	1	0	0	1	18	18	0	0	0	0	0	14	320	22.9	34	0	2019	SSK	1	2
	SSK	10	10	27	4	31	2	0	0	0	3	55	34	0	1	0	0	0	9	312	34.7	49	0	2021	SSK	2	8
2019	SSK	18	18	41	6	47	9	1	2	0	3	69	45	0	1	4	4	0	49	1201	24.5	87	1	2022	BC	2	10
2021	SSK	12	12	39	3	42	6	0	0	1	2	62	37	0	1	0	0	0	6	138	23.0	31	0				
2022	BC	18	18	55	9	64	5	0	1	2	3	97	53	0	1	0	0	0	13	264	20.3	35	0				
<b>Totals</b>		<b>101</b>	<b>101</b>	<b>283</b>	<b>30</b>	<b>313</b>	<b>41</b>	<b>5</b>	<b>8</b>	<b>8</b>	<b>16</b>	<b>353</b>	<b>53</b>	<b>0</b>	<b>6</b>	<b>51</b>	<b>47</b>	<b>1</b>	<b>91</b>	<b>2235</b>	<b>24.6</b>	<b>87</b>	<b>1</b>	<b>Totals</b>	<b>8</b>	<b>29</b>	

PLAYOFFS ST Tackles - 2016: 3, 2018: 0, 2019: 0, 2021: 1. Total: 4. Forced Fumbles: 2021: 1. Kickoff Returns - 2018: 5 for 181 yds, LG 54, 2019: 1 for 14 yds

**RANDLE JR., Rodney** **2022: Mtl-Ham**  
**Born:** Feb 27/97 **College:** Lamar **Career GP:** 23 **Hgt:** 6.00 **Pos:** DB  
**City:** Beaumont, TX **All-Star:** None **Career Starts:** 19 **Wgt:** 170 **CFL Yrs:** 2  
**Career:** Signed as a free agent by MTL on Jan 4/21. Released on Aug 10/22. Signed by HAM on Aug 23/22. Signed by NE (NFL) on Jan 15/23. **Status:** A

REGULAR SEASON			DEFENSIVE STATISTICS								INTERCEPTIONS				PLAYOFFS						
Year	Tm	GP	GS	DT	ST	TT	KD	FF	QS	TFL	No	Yds	LG	TD	FR	Yds	Year	Tm	GP	DT	KD
2021	MTL	11	7	22	9	31	2	0	0	0	2	73	37	0	0	0	2021	MTL	1	2	1
2022	MTL	8	8	22	2	24	5	0	0	0	0	0	0	0	0	0					
	HAM	4	4	14	0	14	0	0	0	0	2	19	19	0	0	0					
<b>Totals</b>		<b>23</b>	<b>19</b>	<b>58</b>	<b>11</b>	<b>69</b>	<b>7</b>	<b>0</b>	<b>0</b>	<b>0</b>	<b>4</b>	<b>92</b>	<b>37</b>	<b>0</b>	<b>0</b>	<b>0</b>					

**RAY, Shane** **2022: Toronto**  
**Born:** May 18/93 **College:** Missouri **Career GP:** 18 **Hgt:** 6.03 **Pos:** DL  
**City:** Kansas City, MO **All-Star:** None **Career Starts:** 18 **Wgt:** 245 **CFL Yrs:** 2  
**Career:** Signed as a free agent by TOR on Feb 6/21. **Status:** A

REGULAR SEASON			DEFENSIVE STATISTICS								INTERCEPTIONS				FUM RET		PLAYOFFS				
Year	Tm	GP	GS	DT	ST	TT	KD	FF	QS	TFL	No	Yds	LG	TD	FR	Yds	Year	Tm	GP	DT	QS
2021	TOR	5	5	4	0	4	0	0	0	2	0	0	0	0	0	0	2021	TOR	1	1	1
2022	TOR	13	13	13	0	13	0	2	6	1	0	0	0	0	0	0					
<b>Totals</b>		<b>18</b>	<b>18</b>	<b>17</b>	<b>0</b>	<b>17</b>	<b>0</b>	<b>2</b>	<b>6</b>	<b>3</b>	<b>0</b>	<b>0</b>	<b>0</b>	<b>0</b>	<b>0</b>	<b>0</b>					

**RAYAM, T.J.** **2022: Calgary**  
**Born:** Sep 12/97 **College:** Boston College **Career GP:** 10 **Hgt:** 6.00 **Cdn Draft:** 2022 CGY **Pos:** DL  
**City:** Edmonton, AB **All-Star:** None **Career Starts:** 0 **Wgt:** 296 **Supplemental:** **CFL Yrs:** 1  
**Career:** Selected by Calgary in the 2022 Canadian Draft (Supplemental pick in exchange for a 2023 2nd round pick). **Status:** N

**REG SEASON** GP - CGY 2022: 10 (0). Defensive Tackles: 10. Sacks: 2. **PLAYOFFS** GP - CGY 2022: 1 (0). Defensive Tackles: 2.

**REAVES, Jordan** **2022: Edmonton**  
**Born:** Jan 25/90 **College:** Brandon **Career GP:** 30 **Hgt:** 6.04 **Pos:** DL  
**City:** Winnipeg, MB **All-Star:** None **Career Starts:** 0 **Wgt:** 225 **CFL Yrs:** 5  
**Career:** Signed as a free agent by SSK on Jan 29/16. Released by SSK on June 18/17 and re-signed on May 20/18. Signed by EDM on Feb 15/22. **Status:** N

**REG SEASON** GP - SSK 2016: 5 (0), 2018: 17 (0), 2019: 0, 2021: 0, 2022: 8 (0). ST Tackles - SSK 2016: 2, 2018: 12, EDM 2022: 2, Total: 16

**PLAYOFFS** GP - SSK 2018: 1. ST Tackles - SSK 2018: 1.

**RECTOR, Christian** **2022: Edmonton**  
**Born:** April 22/97 **College:** USC **Career GP:** 19 **Hgt:** 6.04 **Pos:** DL  
**City:** South Pasadena, CA **All-Star:** None **Career Starts:** 6 **Wgt:** 270 **CFL Yrs:** 2  
**Career:** Signed as a free agent by EDM on Jan 9/21. **Status:** A

REGULAR SEASON			DEFENSIVE STATISTICS						INTERCEPTIONS				FUMBLE RETURNS				
Year	Tm	GP	DT	ST	TT	KD	FF	QS	TFL	No	Yds	LG	TD	No	Yds	LG	TD
2021	EDM	11	1	10	2	12	0	2	4	0	12	12	0	1	12	12	0
2022	EDM	8	5	13	0	13	0	0	3	1	0			1	0	0	0
<b>Totals</b>		<b>19</b>	<b>6</b>	<b>23</b>	<b>2</b>	<b>25</b>	<b>0</b>	<b>2</b>	<b>7</b>	<b>1</b>	<b>0</b>	<b>12</b>	<b>12</b>	<b>0</b>	<b>2</b>	<b>12</b>	<b>0</b>

**REID, Greg** **2022: Montréal**  
**Born:** Sep 8/90 **College:** Florida State **Career GP:** 36 **Hgt:** 5.09 **Pos:** DB  
**City:** Valdosta, GA **All-Star:** Div: 1 CFL: 1 **Career Starts:** 35 **Wgt:** 190 **CFL Yrs:** 4  
**Career:** Signed as a free agent by MTL on Aug 27/18. **Status:** A

REGULAR SEASON			DEFENSIVE STATISTICS						INTERCEPTIONS				FUMBLE RETURNS				PLAYOFFS						
Year	Tm	GP	DT	ST	TT	KD	FF	QS	TFL	No	Yds	LG	TD	No	Yds	LG	TD	Year	Tm	GP	DT	TFL	
2018	MTL	3	3	16	0	16	1	0	0	2	1	31	31	0	0	0	0	2019	MTL	1	8	0	
2019	MTL	18	17	71	3	74	10	1	2	1	3	1	1	0	1	0	0	2021	MTL	1	4	1	
2021	MTL	14	14	47	0	47	8	1	1	3	2	12	10	0	0	0							
2022	MTL	1	1	1	0	1	0	0	0	0	0			0	0	0	0						
<b>Totals</b>		<b>36</b>	<b>35</b>	<b>135</b>	<b>3</b>	<b>138</b>	<b>19</b>	<b>2</b>	<b>3</b>	<b>6</b>	<b>6</b>	<b>44</b>	<b>31</b>	<b>0</b>	<b>1</b>	<b>0</b>	<b>0</b>	<b>Totals</b>	<b>2</b>	<b>12</b>	<b>1</b>		

**REINHART, Jake** **2022: Toronto**  
**Born:** Nov 25/89 **College:** Guelph **Career GP:** 117 **Hgt:** 6.00 **Cdn Draft:** Not drafted **Pos:** LS  
**City:** Guelph, ON **All-Star:** None **Career Starts:** 1 **Wgt:** 220 **(Yr: 2014)** **CFL Yrs:** 8  
**Career:** Signed as a free agent by TOR on Apr 15/14. Retired on Sep 30/22. **Status:** N

REGULAR SEASON			PLAYOFFS			GREY CUP		
Year	Tm	GP	Year	Tm	GP	Year	Tm	GP
2014	TOR	18	2018	TOR	18	2015	TOR	1
2015	TOR	18	2019	TOR	12	2017	TOR	1
2016	TOR	18	2021	TOR	8			
2017	TOR	18	2022	TOR	7			
<b>Career Regular Season</b>		<b>117</b>	<b>1</b>	<b>36</b>	<b>Totals</b>	<b>2</b>		

**REVENBERG, Brandon** **2022: Hamilton**  
**Born:** Dec 16/92 **College:** Grand Valley State **Career GP:** 102 **Hgt:** 6.04 **Cdn Draft:** 2016 HAM **Pos:** OL  
**City:** Essex, ON **All-Star:** CFL: 4 Div: 4 **Career Starts:** 89 **Wgt:** 301 **Rd 1, #3** **CFL Yrs:** 6  
**Career:** Selected by Hamilton in the 2016 Canadian Draft. Selected 2022 CFL All-Star. **Status:** N

**REG SEASON** GP - HAM 2016: 18 (6), 2017: 18 (18), 2018: 18 (18), 2019: 17 (17), 2021: 14 (14), 2022: 17 (17), Total: 102 (89)  
**PLAYOFFS** GP - HAM 2016: 1 (1), 2018: 2 (2), 2019: 1 (1), 2021: 2 (2), 2022: 1 (1), Total: 7 (7) **GREY CUP** GP - HAM 2019: 1 (1), 2021: 1 (1). Total: 2 (2).

**RICE, Landon** **2022: Montréal**  
**Born:** Feb 28/88 **College:** Manitoba **Career GP:** 112 **Hgt:** 6.06 **Cdn Draft:** Not drafted **Pos:** OL  
**City:** Brandon, MB **All-Star:** Div: 2 CFL: 0 **Career Starts:** 41 **Wgt:** 317 **(Yr: 2014)** **CFL Yrs:** 8  
**Career:** Signed as a free agent by HAM on Apr 2/13. Traded by HAM to MTL on Jul 23/18 with Johnny Manziel and Tony Washington for Chris Williams, Jamaal Westerman & draft picks. Released by MTL on Aug 23/18. Signed by HAM on Aug 28/18. Signed by MTL on Jul 27/19. Selected East Division All-Star in back to back years (2021 & 2022). **Status:** N

REGULAR SEASON			PLAYOFFS			GREY CUP		
Year	Tm	GP	Year	Tm	GP	Year	Tm	GP
2014	HAM	18	2018	MTL	4	2014	HAM	1
2015	HAM	7	2018	HAM	9	2015	HAM	1
2016	HAM	10	2019	MTL	9	2019	MTL	1
2017	HAM	18	2021	MTL	14	2021	MTL	1
2018	HAM	5	2022	MTL	18			
<b>Totals</b>		<b>112</b>	<b>41</b>	<b>Totals</b>	<b>7</b>	<b>2</b>	<b>Totals</b>	<b>1</b>



**RICHARDS, Jeff** **2022: Edmonton**  
**Born:** Jan 3/91 **College:** Emporia State **Career GP:** 33 **Hgt:** 6.02 **Pos:** DB  
**City:** Del City, OK **All-Star:** None **Career Starts:** 18 **Wgt:** 200 **CFL Yrs:** 4  
**Career:** Signed by OTT on Sep 8/15. Spent 2017-2019 in NFL (CAR, LA Chargers, and TB). Signed by TOR on Jan 13/20. **Status:** A  
 Released on May 2/22. Signed by EDM on Sep 3/22. Released on Dec 1/22.

REGULAR SEASON		DEFENSIVE STATISTICS										INTERCEPTIONS				FUMBLE RETURNS				PLAYOFFS		GREY CUP					
Year	Tm	GP	GS	DT	ST	TT	KD	FF	OS	TFL	No	Yds	LG	TD	No	Yds	LG	TD	Year	Tm	GP	DT	Year	Tm	GP	DT	
2015	OTT	3	0	1	3	4	0	0	0	0	0	0	0	0	0	0	0	0	2016	OTT	1	0	2016	OTT	1	1	
2016	OTT	10	2	15	3	18	2	0	0	0	0	0	0	0	0	0	0	0	2021	TOR	1	2					
2021	TOR	13	13	42	4	46	3	0	0	0	1	42	42	0	0	0	0	0									
2022	EDM	7	3	17	0	17	1	0	0	0	1	0	0	0	0	0	0	0									
<b>Totals</b>		<b>33</b>	<b>18</b>	<b>75</b>	<b>10</b>	<b>85</b>	<b>6</b>	<b>0</b>	<b>0</b>	<b>0</b>	<b>2</b>	<b>42</b>	<b>42</b>	<b>0</b>	<b>0</b>	<b>0</b>	<b>0</b>	<b>0</b>	<b>Totals</b>		<b>2</b>	<b>2</b>	<b>Totals</b>		<b>1</b>	<b>1</b>	

**RICHARDS, Randy** **2022: Ottawa**  
**Born:** Jan 24/91 **College:** Missouri State **Career GP:** 44 **Hgt:** 6.03 **Pos:** OL  
**City:** Jamaica **All-Star:** None **Career Starts:** 42 **Wgt:** 303 **CFL Yrs:** 6  
**Career:** Signed by SSK on May 30/15 and traded to CGY on Sep 15/15 for Aaron Picton. Signed by OTT on March 16/22. **Status:** A

**REG SEAS** GP - SSK 2015: 2 (2), CGY 2015: 1 (0), 2016: 5 (5), 2017: 9 (9), 2018: 10 (10), TOR 2019: 12 (11), OTT 2022: 5 (5).  
**PLAYOFFS** GP - 2017: 1 (1), 2018: 1 (1). **GREY CUP** GP - CGY 2017: 1 (1), 2018: 1 (1).

**RICHARDS, Shane** **2022: Toronto**  
**Born:** Jun 4/95 **College:** Oklahoma State **Career GP:** 38 **Hgt:** 6.08 **Cdn Draft:** 2019 TOR **Pos:** OL  
**City:** Kingston, Jamaica **All-Star:** None **Career Starts:** 11 **Wgt:** 325 **Rd 1, #1** **CFL Yrs:** 3  
**Career:** Selected by Toronto in the 2019 Canadian Draft. **Status:** N

**REG SEAS** GP - TOR 2019: 8 (1), 2021: 14 (8), 2022: 16 (2), Total: 38 (11).  
**PLAYOFFS** GP - TOR 2021: 1 (1), 2022: 1 (0). **GREY CUP** GP - TOR 2022: 1 (0).

**RICHARDS, Tyrell** **2022: Montréal**  
**Born:** Oct 7/98 **College:** Syracuse **Career GP:** 7 **Hgt:** 6.04 **Cdn Draft:** 2022 MTL **Pos:** LB  
**City:** Brampton, ON **All-Star:** None **Career Starts:** 2 **Wgt:** 240 **Rd 1, #1** **CFL Yrs:** 1  
**Career:** Selected by Montréal in the 2022 Canadian Draft. **Status:** N

REGULAR SEASON		DEFENSIVE STATISTICS										INTERCEPTIONS				FUMBLE RETURNS			
Year	Tm	GP	GS	DT	ST	TT	KD	FF	OS	TFL	No	Yds	LG	TD	No	Yds	LG	TD	
2022	MTL	7	2	5	4	9	0	0	0	0	0	0	0	0	0	0	0	0	

**RICHARDSON, Shaquille** **2022: Toronto**  
**Born:** Mar 21/92 **College:** Arizona **Career GP:** 56 **Hgt:** 6.01 **Pos:** DB  
**City:** Compton, CA **All-Star:** Div: 1 CFL: 0 **Career Starts:** 48 **Wgt:** 190 **CFL Yrs:** 5  
**Career:** Signed by CGY on Jul 25/16. Signed by Oakland (NFL) on Jan 9/18. Signed by TOR on Oct 15/19. **Status:** A

REGULAR SEASON		DEFENSIVE STATISTICS										INTERCEPTIONS				FUM RET		PLAYOFFS		GREY CUP						
Year	Tm	GP	GS	DT	ST	TT	KD	FF	OS	TFL	No	Yds	LG	TD	No	Yds	Year	Tm	GP	DT	Year	Tm	GP	DT	Int	Yds
2016	CGY	9	2	12	7	19	4	0	0	0	0	0	0	0	0	0	2021	TOR	1	3	2017	CGY	1	1	0	0
2017	CGY	18	18	48	8	56	6	1	1	2	4	115	47	1	1	0	2022	TOR	1	1	2022	TOR	1	2	1	0
2019	TOR	3	3	8	0	8	1	1	0	2	1	89	89	1	0	0	<b>Totals</b>		<b>2</b>	<b>4</b>	<b>Totals</b>		<b>2</b>	<b>3</b>	<b>1</b>	<b>0</b>
2021	TOR	14	13	34	3	37	3	2	0	0	3	29	24	0	1	0										
2022	TOR	12	12	31	0	31	2	1	0	2	2	38	25	0	0	0										
<b>Totals</b>		<b>56</b>	<b>48</b>	<b>133</b>	<b>18</b>	<b>151</b>	<b>16</b>	<b>5</b>	<b>1</b>	<b>6</b>	<b>10</b>	<b>271</b>	<b>89</b>	<b>2</b>	<b>2</b>	<b>0</b>										

**RICHARDSON, Steven** **2022: BC**  
**Born:** Feb 28/96 **College:** Minnesota **Career GP:** 25 **Hgt:** 5.11 **Pos:** DL  
**City:** Chicago, IL **All-Star:** None **Career Starts:** 21 **Wgt:** 304 **CFL Yrs:** 3  
**Career:** Signed as a free agent by WPG on May 28/19. Signed as a free agent by BC on Feb 8/22. Did not play in 2022 due to injury. **Status:** A

REGULAR SEASON		DEFENSIVE STATISTICS										INTERCEPTIONS				PLAYOFFS				GREY CUP						
Year	Tm	GP	GS	DT	ST	TT	KD	FF	OS	TFL	No	Yds	LG	TD	FR	Year	Tm	GP	DT	FR	Yds	Year	Tm	GP	DT	QS
2019	WPG	18	14	25	0	25	0	0	2	3	0	0	0	0	0	2019	WPG	2	5	1	0	2019	WPG	1	2	0
2021	WPG	7	7	13	0	13	0	1	4	1	0	0	0	0	0	2021	WPG	1	3	0	0	2021	WPG	1	4	2
2022	BC	0	0	0	0	0	0	0	0	0	0	0	0	0	0	<b>Totals</b>		<b>3</b>	<b>8</b>	<b>1</b>	<b>0</b>	<b>Totals</b>		<b>2</b>	<b>6</b>	<b>2</b>
<b>Totals</b>		<b>25</b>	<b>21</b>	<b>38</b>	<b>0</b>	<b>38</b>	<b>0</b>	<b>1</b>	<b>6</b>	<b>4</b>	<b>0</b>	<b>0</b>	<b>0</b>	<b>0</b>	<b>0</b>											

**RILEY, Tyrone** **2022: Hamilton**  
**Born:** Oct 26/96 **College:** NC State **Career GP:** 8 **Hgt:** 6.06 **Pos:** OL  
**City:** Savannah, GA **All-Star:** None **Career Starts:** 8 **Wgt:** 291 **CFL Yrs:** 1  
**Career:** Signed as a free agent by HAM on May 23/22. **Status:** A

**REG SEAS** GP - HAM 2022: 8 (8). **PLAYOFFS** GP - HAM 2022: 1 (1).

**ROBERSON, Tre** **2022: Calgary**  
**Born:** Oct 22/92 **College:** Illinois State **Career GP:** 40 **Hgt:** 6.00 **Pos:** DB  
**City:** Indianapolis, IN **All-Star:** Div: 1 CFL: 1 **Career Starts:** 40 **Wgt:** 190 **CFL Yrs:** 4  
**Career:** Signed as a free agent by CGY on Apr 30/18. Signed by Chicago (NFL) on Jan 28/20. Re-signed by CGY on Oct. 19/21. **Status:** A

REGULAR SEASON		DEFENSIVE STATISTICS										INTERCEPTIONS				FUMBLE RETURNS				PLAYOFFS			GREY CUP						
Year	Tm	GP	GS	DT	ST	TT	KD	FF	TFL	No	Yds	LG	TD	No	Yds	LG	TD	BK	Year	Tm	GP	DT	Year	Tm	GP	DT	KD	Int	
2018	CGY	16	16	54	0	54	6	2	2	3	36	40	0	0					2018	CGY	1	4		2018	CGY	1	5	3	1
2019	CGY	16	16	41	0	41	12	0	2	7	109	48	1	2	93	93	1	1 (FG)	2019	CGY	1	2							
2021	CGY	3	3	9	0	9	0	1	0	0				0				0	2021	CGY	1	0							
2022	CGY	5	5	17	0	17	3	1	0	1	66	66	0	0															
<b>Totals</b>		<b>40</b>	<b>40</b>	<b>121</b>	<b>0</b>	<b>121</b>	<b>21</b>	<b>4</b>	<b>4</b>	<b>11</b>	<b>211</b>	<b>66</b>	<b>1</b>	<b>2</b>	<b>93</b>	<b>93</b>	<b>1</b>	<b>1</b>	<b>Totals</b>	<b>3</b>	<b>6</b>		<b>Totals</b>	<b>1</b>	<b>5</b>	<b>3</b>	<b>1</b>		

**ROBERTSON, Pete** **2022: Saskatchewan**  
**Born:** Dec 2/92 **College:** Texas Tech **Career GP:** 25 **Hgt:** 6.02 **Pos:** DL  
**City:** Longview, TX **All-Star:** None **Career Starts:** 17 **Wgt:** 243 **CFL Yrs:** 2  
**Career:** Signed as a free agent by SSK on Feb 14/20. **Status:** A

REGULAR SEASON		DEFENSIVE STATISTICS										INTERCEPTIONS				FUMBLE RETURNS				PLAYOFFS						
Year	Tm	GP	GS	DT	ST	TT	KD	FF	QS	TFL	No	Yds	LG	TD	No	Yds	LG	TD	Year	Tm	GP	DT	ST	QS	FR	Yds
2021	SSK	11	3	10	2	12	1	0	5	2	0				0				2021	SSK	2	3	2	1	1	0
2022	SSK	14	14	21	0	21	1	5	9	1	1	2	2	0	2	3	3	0								
<b>Totals</b>		<b>25</b>	<b>17</b>	<b>31</b>	<b>2</b>	<b>33</b>	<b>2</b>	<b>5</b>	<b>14</b>	<b>3</b>	<b>1</b>	<b>2</b>	<b>2</b>	<b>0</b>	<b>2</b>	<b>3</b>	<b>3</b>	<b>0</b>								

**RODGERS, Na'Ty** **2022: Saskatchewan**  
**Born:** Feb 3/95 **College:** Houston **Career GP:** 23 **Hgt:** 6.05 **Pos:** OL  
**City:** Pomfret, MD **All-Star:** None **Career Starts:** 21 **Wgt:** 299 **CFL Yrs:** 3  
**Career:** Signed by MTL on June 14/18. Signed by OTT on May 12/20. Released on Jan 13/22. Signed by SSK on Jan 19/22. Released on Aug 16/22. **Status:** A

REG SEAS GP - MTL 2018: 10 (8), OTT 2021: 4 (4), SSK 2022: 9 (9), Total: 23 (21).

**ROLLE, Jumal** **2022: Hamilton**  
**Born:** May 28/90 **College:** Catawba **Career GP:** 65 **Hgt:** 6.00 **Pos:** DB  
**City:** Wilson, NC **All-Star:** Div: 2 CFL: 1 **Career Starts:** 57 **Wgt:** 190 **CFL Yrs:** 4  
**Career:** Signed as a free agent by HAM on Feb 28/18. Selected 2022 East Div. All-Star. Signed as a free agent by MTL on Feb 15/23. **Status:** A

REGULAR SEASON		DEFENSIVE STATISTICS										INTERCEPTIONS				PLAYOFFS			GREY CUP							
Year	Tm	GP	GS	DT	ST	TT	KD	FF	QS	TFL	No	Yds	LG	TD	FR	Year	Tm	GP	DT	KD	Year	Tm	GP	DT	KD	
2018	HAM	17	16	43	0	43	4	0	0	3	2	8	8	0	0	2018	HAM	1	0	0		2019	HAM	1	0	1
2019	HAM	18	11	32	5	37	7	0	0	0	5	95	45	0	0	2019	HAM	1	0	0		2021	HAM	1	2	1
2021	HAM	14	14	40	3	43	11	0	0	0	2	96	87	1	0	2021	HAM	2	6	1						
2022	HAM	16	16	35	0	35	6	0	0	0	2	88	66	1	0	2022	HAM	1	4	0						
<b>Totals</b>		<b>65</b>	<b>57</b>	<b>150</b>	<b>8</b>	<b>158</b>	<b>28</b>	<b>0</b>	<b>0</b>	<b>3</b>	<b>11</b>	<b>287</b>	<b>87</b>	<b>2</b>	<b>0</b>	<b>Totals</b>	<b>5</b>	<b>10</b>	<b>1</b>		<b>Totals</b>	<b>2</b>	<b>2</b>	<b>2</b>		

**ROMICK, Nigel** **2022: Ottawa**  
**Born:** Apr 22/91 **College:** St. Mary's **Career GP:** 100 **Hgt:** 6.05 **Cdn Draft:** 2014 OTT **Pos:** LB  
**City:** Thunder Bay, ON **All-Star:** None **Career Starts:** 0 **Wgt:** 241 **Rd 3, #23** **CFL Yrs:** 8  
**Career:** Selected by Ottawa in the 2014 Canadian Draft. Entering 2022 ranks 2nd among active players with 92 special teams tackles. **Status:** N

REGULAR SEASON		DEFENSIVE STATISTICS										INTERCEPTIONS				FUMBLE RETURNS				PLAYOFFS			GREY CUP			
Year	Tm	GP	GS	DT	ST	TT	KD	FF	QS	TFL	No	Yds	LG	TD	No	Yds	LG	TD	Year	Tm	GP	ST	Year	Tm	GP	ST
2014	OTT	11	0	0	4	4	0	0	0	0	0				0				2015	OTT	1	0	2015	OTT	1	2
2015	OTT	18	0	2	17	19	0	0	0	0	0				0				2017	OTT	1	0	2018	OTT	1	2
2016	OTT	2	0	0	2	2	0	0	0	0	0				0				2018	OTT	1	1				
2017	OTT	18	0	0	19	19	1	0	0	0	0				0											
2018	OTT	18	0	1	21	22	0	0	0	0	0			1	0	0	0									
2019	OTT	14	0	8	17	25	0	0	0	1	0			0												
2021	OTT	10	0	3	12	15	0	0	1	0	0			0												
2022	OTT	9	0	1	7	8	0	0	0	0	0			0												
<b>Totals</b>		<b>100</b>	<b>0</b>	<b>15</b>	<b>99</b>	<b>114</b>	<b>1</b>	<b>0</b>	<b>1</b>	<b>1</b>	<b>0</b>	<b>0</b>	<b>0</b>	<b>0</b>	<b>1</b>	<b>0</b>	<b>0</b>	<b>0</b>	<b>Totals</b>	<b>3</b>	<b>1</b>		<b>Totals</b>	<b>2</b>	<b>4</b>	

**ROSE, Mike** **2022: Calgary**  
**Born:** Jul 23/92 **College:** North Carolina State **Career GP:** 50 **Hgt:** 6.02 **Pos:** DL  
**City:** Fountain Inn, SC **All-Star:** CFL: 2 Div: 2 **Career Starts:** 49 **Wgt:** 270 **CFL Yrs:** 5  
**Career:** Signed as a free agent by CGY on May 24/17. Selected CFL All-Star in back to back years (2021-2022). **Status:** A

REGULAR SEASON		DEFENSIVE STATISTICS										INTERCEPTIONS				FUMBLE RETURNS				PLAYOFFS					
Year	Tm	GP	GS	DT	ST	TT	KD	FF	QS	TFL	No	Yds	LG	TD	No	Yds	LG	TD	BK	Year	Tm	GP	DT	TFL	QS
2017	CGY	1	0	2	0	2	0	0	0	0	0				0				0	2019	CGY	1	1	0	0
2018	CGY	1	1	3	0	3	0	0	0	0	0				0				0	2021	CGY	1	4	1	0
2019	CGY	18	18	46	4	50	0	1	5	5	0			1	0	0	0	0	0	2022	CGY	1	1	0	1
2021	CGY	13	13	24	0	24	3	0	7	3	0			0					0						
2022	CGY	17	17	25	1	26	0	1	7	4	1	0	0	0				1 (FG)							
<b>Totals</b>		<b>50</b>	<b>49</b>	<b>100</b>	<b>5</b>	<b>105</b>	<b>3</b>	<b>2</b>	<b>19</b>	<b>12</b>	<b>1</b>	<b>0</b>	<b>0</b>	<b>0</b>	<b>1</b>	<b>0</b>	<b>0</b>	<b>0</b>	<b>1</b>	<b>Totals</b>	<b>3</b>	<b>6</b>	<b>1</b>	<b>1</b>	

**ROSE, Winston** **2022: Winnipeg**  
**Born:** Nov 29/93 **College:** New Mexico State **Career GP:** 60 **Hgt:** 6.00 **Pos:** DB  
**City:** Inglewood, CA **All-Star:** Div: 1 CFL: 1 **Career Starts:** 57 **Wgt:** 174 **CFL Yrs:** 5  
**Career:** Signed as a free agent by OTT on Jul 21/17 and released on Mar 7/18. Signed by BC on Mar 9/18. Signed by WPG on Feb 13/19. **Status:** A  
 In 2019 led CFL with 9 interceptions. Signed by CIN (NFL) on Dec 31/19 and released on Sept 6/21. Signed by WPG on Oct 20/21.

REGULAR SEASON				DEFENSIVE STATISTICS								INTERCEPTIONS				FUM RET		PLAYOFFS				GREY CUP				
Year	Tm	GP	GS	DT	ST	TT	KD	FF	QS	TFL	No	Yds	LG	TD	No	Yds	Year	Tm	GP	DT	Int	Yds	Year	Tm	GP	DT
2017	OTT	4	4	21	0	21	1	0	0	0	0	0	0	0	0	0	2018	BC	1	4	0		2019	WPG	1	3
2018	BC	18	15	32	8	40	4	0	0	2	5	111	5	0	0		2019	WPG	2	12	1	62	2021	WPG	1	4
2019	WPG	18	18	58	0	58	11	0	0	2	9	112	71	1	1	0	2021	WPG	1	3	0		2022	WPG	1	5
2021	WPG	3	3	5	0	5	1	0	0	0	0	0			0		2022	WPG	1	8	1	12				
2022	WPG	17	17	66	0	66	7	1	0	2	3	107	46	1	1	0	Totals		5	27	2	74	Totals		3	12
<b>Totals</b>		<b>60</b>	<b>57</b>	<b>182</b>	<b>8</b>	<b>190</b>	<b>24</b>	<b>1</b>	<b>0</b>	<b>6</b>	<b>17</b>	<b>330</b>	<b>71</b>	<b>2</b>	<b>2</b>	<b>0</b>										

**ROUYER, Maxime** **2022: BC**  
**Born:** Jul 16/94 **College:** McGill **Career GP:** 25 **Hgt:** 6.01 **Pos:** LB  
**Country:** France **All-Star:** None **Career Starts:** 0 **Wgt:** 225 **CFL Yrs:** 3  
**Career:** Selected by Edmonton 4th overall in the 2019 Global Player Draft. Released on Feb 28/22. Signed by BC on Sep 12/22. **Status:** G

REGULAR SEASON				DEFENSIVE STATISTICS								INTERCEPTIONS				FUMBLE RETURNS				PLAYOFFS				
Year	Tm	GP	GS	DT	ST	TT	KD	FF	QS	TFL	No	Yds	LG	TD	No	Yds	LG	TD	Year	Tm	GP	GS	DT	ST
2019	EDM	17	0	0	3	3	0	0	0	0	0	0	0	0	0	0	0	0	2019	EDM	2	0	0	1
2021	EDM	1	0	0	1	1	0	0	0	0	0	0			0				2022	BC	1	0	0	1
2022	BC	7	0	0	0	0	0	1	0	0	0	0			0				Totals		3	0	0	2
<b>Totals</b>		<b>25</b>	<b>0</b>	<b>0</b>	<b>4</b>	<b>4</b>	<b>0</b>	<b>1</b>	<b>0</b>	<b>0</b>	<b>0</b>	<b>0</b>	<b>0</b>	<b>0</b>	<b>0</b>	<b>0</b>	<b>0</b>	<b>0</b>						

**RUBY, Jacob** **2022: Ottawa**  
**Born:** Dec 13/92 **College:** Richmond **Career GP:** 81 **Hgt:** 6.07 **Cdn Draft:** 2015 MTL **Pos:** OL  
**City:** London, ON **All-Star:** Div: 1 CFL: 0 **Career Starts:** 58 **Wgt:** 325 **Rd 1, #8** **CFL Yrs:** 7  
**Career:** Selected by Montreal in the 2015 Canadian Draft. Signed by EDM on Jul 17/17 and released on Aug 31/21. Signed by OTT on Jan 10/22. **Status:** N

**REG SEAS** GP - MTL 2015: 3 (1), 2016: 17 (17), EDM 2017: 2 (2), 2018: 15 (2), 2019: 17 (17), 2021: 3 (3), OTT 2022: 18 (18)  
**PLAYOFFS** GP - EDM 2017: 2, 2019: 2.

**RUFFIN, Dione** **2022: Calgary**  
**Born:** Jan 29/99 **College:** Western Kentucky **Career GP:** 9 **Hgt:** 5.10 **Pos:** DB  
**City:** Kenner, LA **All-Star:** None **Career Starts:** 9 **Wgt:** 177 **CFL Yrs:** 1  
**Career:** Signed as a free agent by CGY on Jan 28/22. Released on Sep 30/22. Signed by MTL on Dec 12/22. **Status:** A

REGULAR SEASON				DEFENSIVE STATISTICS								INTERCEPTIONS			
Year	Tm	GP	GS	DT	ST	TT	KD	FF	QS	TFL	No	Yds	LG	TD	FR
2022	CGY	9	9	39	1	40	6	0	0	0	1	0	0	0	0

**RUGAMBA, Emmanuel** **2022: BC**  
**Born:** May 10/98 **College:** Miami, OH **Career GP:** 11 **Hgt:** 5.11 **Pos:** DB  
**City:** Zambia **All-Star:** None **Career Starts:** 11 **Wgt:** 198 **CFL Yrs:** 1  
**Career:** Signed as a free agent by BC on Jan 21/22. **Status:** A

REGULAR SEASON				DEFENSIVE STATISTICS								INTERCEPTIONS				FUMBLE RETURNS				PLAYOFFS			
Year	Tm	GP	GS	DT	ST	TT	KD	FF	QS	TFL	No	Yds	LG	TD	No	Yds	LG	TD	Year	Tm	GP	DT	KD
2022	BC	11	11	38	5	43	5	0	1	3	1	0	0	0	1	0	0	0	2022	BC	2	3	2

**RUTLEDGE JR., Donald** **2022: Winnipeg**  
**Born:** May 27/97 **College:** Georgia Southern **Career GP:** 16 **Hgt:** 6.01 **Pos:** DB  
**City:** Bronx, NY **All-Star:** None **Career Starts:** 15 **Wgt:** 215 **CFL Yrs:** 1  
**Career:** Signed as a free agent by WPG on Mar 24/22. Released on Oct 11/22. **Status:** A

REGULAR SEASON				DEFENSIVE STATISTICS								INTERCEPTIONS				FUMBLE RETURNS			
Year	Tm	GP	GS	DT	ST	TT	KD	FF	QS	TFL	No	Yds	LG	TD	No	Yds	LG	TD	
2022	WPG	16	15	58	2	60	5	1	2	5	1	25	25	0	0				

**SALMON, Shaheed** **2022: Ottawa**  
**Born:** Apr 22/96 **College:** Samford **Career GP:** 35 **Hgt:** 6.01 **Pos:** LB  
**City:** Tampa, FL **All-Star:** None **Career Starts:** 1 **Wgt:** 224 **CFL Yrs:** 3  
**Career:** Signed as a free agent by OTT on May 19/19. Released on Jan 10/23. **Status:** A

REGULAR SEASON				DEFENSIVE STATISTICS								INTERCEPTIONS				FUMBLE RETURNS			
Year	Tm	GP	GS	DT	ST	TT	KD	FF	QS	TFL	No	Yds	LG	TD	No	Yds	LG	TD	
2019	OTT	5	0	3	4	7	0	1	0	3	0			0	0	0	0		
2021	OTT	12	0	1	8	9	0	1	0	1	0			1	1	1	0		
2022	OTT	18	1	23	15	38	1	2	0	1	1	30	30	0	0				
<b>Totals</b>		<b>35</b>	<b>1</b>	<b>27</b>	<b>27</b>	<b>54</b>	<b>1</b>	<b>4</b>	<b>0</b>	<b>5</b>	<b>1</b>	<b>30</b>	<b>30</b>	<b>0</b>	<b>1</b>	<b>1</b>	<b>1</b>	<b>0</b>	

**SANKEY, Darnell** **2022: Saskatchewan / XFL 2023**  
**Born:** Oct 11/94 **College:** Sacramento State **Career GP:** 32 **Hgt:** 6.01 **Pos:** LB  
**City:** San Jose, CA **All-Star:** Div: 1 CFL: 0 **Career Starts:** 32 **Wgt:** 245 **CFL Yrs:** 2  
**Career:** Signed by CGY on Feb 10/20. Led CFL in tackles in both 2021 & 2022 (217 total). Signed as a free agent by SSK on Feb 8/22. **Status:** A

REGULAR SEASON			DEFENSIVE STATISTICS								INTERCEPTIONS				FUMBLE RETURNS				PLAYOFFS				
Year	Tm	GP	GS	DT	ST	TT	KD	FF	QS	TFL	No	Yds	LG	TD	No	Yds	LG	TD	Year	Tm	GP	DT	
2021	CGY	14	14	97	1	98	4	1	1	4	0				2	0	0	0	2021	CGY	1	6	
2022	SSK	18	18	120	2	122	2	2	3	2	1	14	14	0	0								
<b>Totals</b>		<b>32</b>	<b>32</b>	<b>217</b>	<b>3</b>	<b>220</b>	<b>6</b>	<b>3</b>	<b>4</b>	<b>6</b>	<b>1</b>	<b>14</b>	<b>14</b>	<b>0</b>	<b>2</b>	<b>0</b>	<b>0</b>	<b>0</b>					

**SANKOH, Tigie** **2022: Toronto**  
**Born:** Nov 4/96 **College:** N/A **Career GP:** 13 **Hgt:** 5.11 **Pos:** DB  
**Country:** Sierra Leone **All-Star:** None **Career Starts:** 0 **Wgt:** 215 **CFL Yrs:** 2  
**Career:** Selected by TOR in the 2021 Global Draft (Rd 1, Pick 3). **Status:** G

REGULAR SEASON			DEFENSIVE STATISTICS								INTERCEPTIONS				FUMBLE RETURNS				PLAYOFFS				
Year	Tm	GP	GS	DT	ST	TT	KD	FF	QS	TFL	No	Yds	LG	TD	No	Yds	LG	TD	Year	Tm	GP	ST	
2021	TOR	4	0	1	6	7	0	0	0	0	0				0				2021	TOR	1	2	
2022	TOR	9	0	2	6	8	0	0	0	1	0				0								
<b>Totals</b>		<b>13</b>	<b>0</b>	<b>3</b>	<b>12</b>	<b>15</b>	<b>0</b>	<b>0</b>	<b>0</b>	<b>1</b>	<b>0</b>	<b>0</b>	<b>0</b>	<b>0</b>	<b>0</b>	<b>0</b>	<b>0</b>	<b>0</b>					

**SANTOS-KNOX, Jovan** **2022: Hamilton**  
**Born:** Jul 5/94 **College:** Massachusetts **Career GP:** 68 **Hgt:** 6.02 **Pos:** LB  
**City:** Waterbury, CT **All-Star:** Div: 1 CFL: 0 **Career Starts:** 59 **Wgt:** 233 **CFL Yrs:** 5  
**Career:** Signed by WPG on May 22/17. Signed by EDM on Feb 12/19. Signed by HAM on Feb 6/21. Signed by OTT on Feb 14/23. Selected '22 East Div. A/S. **Status:** A

REGULAR SEASON			DEFENSIVE STATISTICS								INTERCEPTIONS				FUMBLE RETURNS				PLAYOFFS									
Year	Tm	GP	GS	DT	ST	TT	KD	FF	QS	TFL	No	Yds	LG	TD	No	Yds	LG	TD	Year	Tm	GP	DT	ST	KD	QS	TFL	FF	
2017	WPG	16	8	47	19	66	2	1	2	2	2	11	6	0	0				2017	WPG	1	3	0	0	0	0	0	0
2018	WPG	18	18	82	1	83	3	2	6	5	0				1	0	0	0	2019	EDM	2	4	2	2	0	0	0	0
2019	EDM	3	2	13	1	14	0	0	1	0	0				0				2021	HAM	2	13	0	1	1	1	1	1
2021	HAM	14	14	72	0	72	5	1	1	3	0				0				2022	HAM	1	4	0	1	0	0	0	0
2022	HAM	17	17	105	0	105	4	0	1	2	1				0				<b>Totals</b>	<b>6</b>	<b>24</b>	<b>2</b>	<b>4</b>	<b>1</b>	<b>1</b>	<b>1</b>	<b>1</b>	
<b>Totals</b>		<b>68</b>	<b>59</b>	<b>319</b>	<b>21</b>	<b>340</b>	<b>14</b>	<b>4</b>	<b>11</b>	<b>12</b>	<b>3</b>	<b>11</b>	<b>6</b>	<b>0</b>	<b>1</b>	<b>0</b>	<b>0</b>	<b>0</b>										

**GREY CUP** GP - HAM 2021: 1 (1). Def. Tackles: 8. Tackles for Loss: 1.

**SAXELID, Kyle** **2022: Hamilton**  
**Born:** Apr 13/95 **College:** UNLV **Career GP:** 38 **Hgt:** 6.08 **Cdn Draft:** 2019 EDM **Pos:** OL  
**City:** Elk Grove, CA **All-Star:** None **Career Starts:** 18 **Wgt:** 320 **Rd 2, #12** **CFL Yrs:** 3  
**Career:** Selected by EDM in the 2019 Canadian Draft. Traded to HAM on May 2/22 along with LB Grant McDonald in exchange for first- and third-round 2022 CFL Draft selections (#8 and #28) in addition to swapping Global Draft picks. **Status:** N

**REG SEAS** GP - EDM 2019: 18 (5), 2021: 11 (11), HAM 2022: 9 (2).

**PLAYOFFS** GP - EDM 2019: 2 (2), HAM 2022: 1 (0).

**SAYLES, Casey** **2022: Winnipeg**  
**Born:** Sept 4/95 **College:** Ohio **Career GP:** 32 **Hgt:** 6.04 **Pos:** DL  
**City:** Omaha, NE **All-Star:** None **Career Starts:** 26 **Wgt:** 282 **CFL Yrs:** 2  
**Career:** Signed as a free agent by WPG on Jan 8/21. Signed as a free agent by HAM on Feb 15/23. **Status:** A

REGULAR SEASON			DEFENSIVE STATISTICS								PLAYOFFS				GREY CUP								
Year	Tm	GP	GS	DT	ST	TT	KD	FF	QS	TFL	INT	FR	Year	Tm	GP	DT	TFL	Year	Tm	GP	DT	QS	KD
2021	WPG	14	8	28	0	28	0	0	5	0	0	0	2021	WPG	1	3	0	2021	WPG	1	0	0	1
2022	WPG	18	18	36	0	36	1	2	6	1	0	0	2022	WPG	1	3	2	2022	WPG	1	6	1	0
<b>Totals</b>		<b>32</b>	<b>26</b>	<b>64</b>	<b>0</b>	<b>64</b>	<b>1</b>	<b>2</b>	<b>11</b>	<b>1</b>	<b>0</b>	<b>0</b>	<b>Totals</b>	<b>2</b>	<b>6</b>	<b>2</b>	<b>Totals</b>	<b>2</b>	<b>6</b>	<b>1</b>	<b>1</b>	<b>1</b>	

**SAYLES, Marcus** **2022: BC**  
**Born:** Oct 1/94 **College:** West Georgia **Career GP:** 65 **Hgt:** 5.09 **Pos:** DB  
**City:** Manhattan, NY **All-Star:** Div: 2 CFL: 1 **Career Starts:** 64 **Wgt:** 176 **CFL Yrs:** 4  
**Career:** Signed as a free agent by WPG on May 2/18. Signed as a free agent by BC on Jan 10/21. Selected 2022 CFL All-Star. **Status:** A

REGULAR SEASON			DEFENSIVE STATISTICS								INTERCEPTIONS				FUMBLE RETURNS				PLAYOFFS										
Year	Tm	GP	GS	DT	ST	TT	KD	FF	QS	TFL	No	Yds	LG	TD	No	Yds	LG	TD	BK	Year	Tm	GP	DT	ST	KD	FF	Int	Yds	
2018	WPG	16	15	72	5	77	5	2	1	1	3	78	38	0	1	-3	0	0	0	2018	WPG	2	10	1	2	0	0	0	0
2019	WPG	18	18	64	2	66	7	3	1	3	3	8	8	0	2	33	24	2	2	(C-1, 2019	WPG	2	5	0	1	1	0	0	0
2021	BC	13	13	52	2	54	3	1	2	5	2	39	22	0	1	6	6	0	0	Punt)	2022	BC	2	4	0	0	0	1	5
2022	BC	18	18	68	0	68	7	0	0	1	4	84	45	1	0				0										
<b>Totals</b>		<b>65</b>	<b>64</b>	<b>256</b>	<b>9</b>	<b>265</b>	<b>22</b>	<b>6</b>	<b>4</b>	<b>10</b>	<b>12</b>	<b>209</b>	<b>45</b>	<b>1</b>	<b>4</b>	<b>36</b>	<b>24</b>	<b>2</b>	<b>2</b>	<b>Totals</b>	<b>6</b>	<b>19</b>	<b>1</b>	<b>3</b>	<b>1</b>	<b>1</b>	<b>5</b>	<b>5</b>	

**REG SEAS** Punt Returns - 2022: 7 for 46 yds, LG 15.

**GREY CUP** GP - WPG 2019: 1. Def. Tackles - 2019: 6. Pass Knockdowns - 2019: 1.

**SCEVIOUR, Ryan** **2022: Calgary**  
**Born:** Jun 29/95 **College:** Calgary **Career GP:** 48 **Hgt:** 6.04 **Cdn Draft:** 2018 CGY **Pos:** OL  
**City:** Calgary, AB **All-Star:** Div: 1 CFL: 0 **Career Starts:** 47 **Wgt:** 301 **Rd 1, #8** **CFL Yrs:** 4  
**Career:** Selected by Calgary in the 2018 Canadian Draft. Selected West Div. All-Star in 2022. **Status:** N

**REG SEAS** GP - CGY 2018: 1 (0), 2019: 18 (18), 2021: 11 (11), 2022: 18 (18). **PLAYOFFS** GP - CGY 2019: 1 (1), 2021: 1 (1), 2022: 1 (1).

**SCHLEUGER, Chris** **2022: Montréal**  
**Born:** May 12/95 **College:** Alabama Birmingham **Career GP:** 22 **Hgt:** 6.04 **Pos:** OL  
**City:** Wesley, IA **All-Star:** None **Career Starts:** 18 **Wgt:** 305 **CFL Yrs:** 3  
**Career:** Signed as a free agent by MTL on May 19/19. Signed as a free agent by BC on Feb 14/23. **Status:** A

**REG SEAS** GP - MTL 2019: 13 (13), 2021: 3 (2), 2022: 6 (3). **PLAYOFFS** GP - MTL 2019: 1 (1).

**SCHNITZLER, Tom** **2022: Calgary**  
**Born:** Aug 26/95 **College:** UBC **Career GP:** 7 **Hgt:** 6.05 **Cdn Draft:** 2020 HAM **Pos:** DL  
**City:** Saskatoon, SK **All-Star:** None **Career Starts:** 0 **Wgt:** 234 **Rd 8, #72** **CFL Yrs:** 2  
**Career:** Selected by Hamilton in the 2020 Canadian Draft. Signed by CGY on Jan 11/22. Retired on Feb 6/23. **Status:** N

**REG SEAS** GP - HAM 2021: 4 (0), CGY 2022: 3 (0). **PLAYOFFS** GP - HAM 2021: 2 (0).

**SEWELL, Almondo** **2022: Montréal**  
**Born:** Jan 16/87 **College:** Akron **Career GP:** 169 **Hgt:** 6.04 **Pos:** DL  
**City:** Jamaica **All-Star:** Div: 7 CFL: 6 **Career Starts:** 154 **Wgt:** 288 **CFL Yrs:** 11  
**Career:** Signed by EDM on May 27/11. Released by EDM on Aug 2/11, re-signed by EDM Jun 4/12. Signed as a free agent by MTL on Feb 9/21. **Status:** A

REGULAR SEASON		DEFENSIVE STATISTICS										FUMBLE RETURNS				PLAYOFFS				GREY CUP					
Year	Tm	GP	GS	DT	ST	TT	KD	FF	QS	TFL	Int	No	Yds	LG	TD	Year	Tm	GP	DT	QS	FF	Year	Tm	GP	DT
2011	EDM	3	0	1	0	1	0	0	0	0	0	0	0	0	0	2012	EDM	1	2	0	0	2015	EDM	1	3
2012	EDM	15	9	31	0	31	0	0	6	4	0	0	0	0	0	2014	EDM	2	5	0	0	2016	EDM	2	9
2013	EDM	15	10	39	0	39	1	0	8	4	0	1	0	0	0	2015	EDM	1	3	0	1	2017	EDM	2	7
2014	EDM	17	17	49	1	50	0	0	9	7	0	0	0	0	0	2016	EDM	2	9	1	0	2019	EDM	2	1
2015	EDM	18	18	35	0	35	1	1	4	5	0	0	0	0	0	2017	EDM	2	7	0	0	2021	EDM	2	1
2016	EDM	18	18	38	0	38	0	0	11	2	0	0	0	0	0	2019	EDM	2	1	0	0	2022	MTL	1	0
2017	EDM	17	17	36	0	36	2	0	7	5	0	1	1	1	0	2021	MTL	1	0	0	0	2022	MTL	2	4
2018	EDM	18	18	38	0	38	0	0	7	4	0	0	0	0	0	2022	MTL	2	4	2	0				
2019	EDM	18	17	36	1	37	0	1	8	2	0	1	0	0	0										
2021	MTL	14	14	19	0	19	0	0	5	1	0	0	0	0	0										
2022	MTL	16	16	19	0	19	0	0	3	0	0	1	0	0	0										
<b>Totals</b>		<b>169</b>	<b>154</b>	<b>341</b>	<b>2</b>	<b>343</b>	<b>4</b>	<b>2</b>	<b>68</b>	<b>34</b>	<b>0</b>	<b>4</b>	<b>1</b>	<b>1</b>	<b>0</b>	<b>Totals</b>		<b>13</b>	<b>31</b>	<b>3</b>	<b>1</b>				

**REG SEAS** RUSHING - 1 att for 1 yd, 1 TD (Scored rushing TD Sept 3/21 at OTT).

**SHELDON, Brady** **2022: Edmonton**  
**Born:** Feb 23/93 **College:** Ferris State **Career GP:** 5 **Hgt:** 6.05 **Pos:** LB  
**City:** Novi, MI **All-Star:** None **Career Starts:** 3 **Wgt:** 230 **CFL Yrs:** 2  
**Career:** Signed as a free agent by TOR on Nov 15/21. Released on May 29/22. Signed by EDM on May 31/22. Released on Dec 1/22. **Status:** A

**REG SEAS** GP - TOR 2021: 1 (0), EDM 2022: 4 (3). Def Tackles - 2021 TOR: 3, 2022 EDM: 11. ST Tackles: 2022 EDM: 2. KDs - 2021 TOR: 2. INT - 2022 EDM: 1 for 10 yds

**SIMMONS, Antonio** **2022: Mtl-Ott**  
**Born:** Feb 10/96 **College:** Georgia Tech **Career GP:** 32 **Hgt:** 6.03 **Pos:** DL  
**City:** Jacksonville, FL **All-Star:** None **Career Starts:** 27 **Wgt:** 246 **CFL Yrs:** 3  
**Career:** Signed by MTL on May 28/19. Traded to EDM on Oct 17/21 for QB Trevor Harris. Released by EDM on May 15/22. Re-Signed by MTL on May 25/22. Released on Jul 19/22. Signed by OTT on Jul 27/22. Released on Aug 22/22. **Status:** A

REGULAR SEASON		DEFENSIVE STATISTICS										INTERCEPTIONS				FUMBLE RETURNS				PLAYOFFS			
Year	Tm	GP	GS	DT	ST	TT	KD	FF	QS	TFL	No	Yds	LG	TD	No	Yds	LG	TD	Year	Tm	GP	DT	QS
2019	MTL	18	18	45	0	45	0	1	3	3	0	0	0	0	0	0	0	0	2019	MTL	1	1	1
2021	MTL	5	5	7	0	7	0	0	2	0	0	0	0	0	0	0	0	0					
	EDM	4	2	7	0	7	0	0	1	1	0	0	0	0	0	0	0	0					
2022	MTL	3	0	4	0	4	0	0	0	1	0	0	0	0	0	0	0	0					
	OTT	2	2	5	0	5	0	0	0	0	0	0	0	0	0	0	0	0					
<b>Totals</b>		<b>32</b>	<b>27</b>	<b>68</b>	<b>0</b>	<b>68</b>	<b>0</b>	<b>1</b>	<b>6</b>	<b>5</b>	<b>0</b>	<b>0</b>	<b>0</b>	<b>0</b>	<b>0</b>	<b>0</b>	<b>0</b>	<b>0</b>					

**SMITH, Robbie** **2022: Toronto**  
**Born:** Apr 17/97 **College:** Wilfrid Laurier **Career GP:** 45 **Hgt:** 6.02 **Cdn Draft:** 2019 TOR **Pos:** DL  
**City:** Brampton, ON **All-Star:** None **Career Starts:** 12 **Wgt:** 245 **Rd 2, #9** **CFL Yrs:** 3  
**Career:** Selected by Toronto in the 2019 Canadian Draft. Blocked 4th quarter go-ahead field goal attempt in the 109th Grey Cup vs. Winnipeg. **Status:** N

REGULAR SEASON		DEFENSIVE STATISTICS										INTERCEPTIONS				PLAYOFFS			GREY CUP							
Year	Tm	GP	GS	DT	ST	TT	KD	FF	QS	TFL	No	Yds	LG	TD	FR	Year	Tm	GP	DT	ST	Year	Tm	GP	DT	QS	BK
2019	TOR	14	4	15	1	16	0	1	4	1	0	0	0	0	0	2021	TOR	1	1	1	2022	TOR	1	4	1	1
2021	TOR	14	1	24	6	30	0	1	1	3	0	0	0	0	0	2022	TOR	1	2	1						
2022	TOR	17	7	22	7	29	3	1	3	1	32	32	0	0	0	<b>Totals</b>		<b>2</b>	<b>3</b>	<b>2</b>						
<b>Totals</b>		<b>45</b>	<b>12</b>	<b>61</b>	<b>14</b>	<b>75</b>	<b>3</b>	<b>3</b>	<b>8</b>	<b>5</b>	<b>1</b>	<b>32</b>	<b>32</b>	<b>0</b>	<b>0</b>											

**SOPIK, Fraser**

2022: Calgary

**Born:** Apr 3/97 **College:** Western **Career GP:** 44 **Hgt:** 6.00 **Cdn Draft:** 2019 CGY **Pos:** LB  
**City:** Toronto, ON **All-Star:** None **Career Starts:** 0 **Wgt:** 209 **Rd 4, #31** **CFL Yrs:** 3  
**Career:** Selected by Calgary in the 2019 Canadian Draft. Signed as a free agent by HAM on Feb 15/23. **Status:** N

REGULAR SEASON				DEFENSIVE STATISTICS										PLAYOFFS					
Year	Tm	GP	GS	DT	ST	TT	KD	FF	QS	TFL	Int	FR	BK	Year	Tm	GP	DT	ST	
2019	CGY	18	0	13	10	23	0	2	2	0	0	0	1 (Punt)	2021	CGY	1	0	1	
2021	CGY	14	0	4	13	17	0	0	0	0	0	0	0	2022	CGY	1	2	0	
2022	CGY	12	0	14	7	21	1	1	2	1	0	0	0	<b>Totals</b>		<b>2</b>	<b>2</b>	<b>1</b>	
<b>Totals</b>		<b>44</b>	<b>0</b>	<b>31</b>	<b>30</b>	<b>61</b>	<b>1</b>	<b>3</b>	<b>4</b>	<b>1</b>	<b>0</b>	<b>0</b>	<b>1</b>						

**ST. JOHN, Josiah**

2022: Saskatchewan

**Born:** May 18/92 **College:** Oklahoma **Career GP:** 47 **Hgt:** 6.05 **Cdn Draft:** 2016 SSK **Pos:** OL  
**City:** Toronto, ON **All-Star:** None **Career Starts:** 13 **Wgt:** 305 **Rd 1, #1** **CFL Yrs:** 6  
**Career:** Drafted by SSK in 2016. Spent time with TOR, BC, and EDM in 2021 but did not play. Signed by SSK on Feb 12/20. Signed by EDM on Feb 14/23. **Status:** N

**REG SEAS** GP - SSK 2016: 10 (6), 2017: 1 (0), 2018: 11 (2), BC 2019: 0, EDM 2019: 0, SSK 2021: 14 (1), 2022: 11 (4) **PLAYOFFS** GP - EDM 2019: 1, SSK 2021: 2.

**STATZ, Nicholas**

2022: Calgary

**Born:** May 9/96 **College:** Calgary **Career GP:** 23 **Hgt:** 5.10 **Cdn Draft:** 2019 CGY **Pos:** DB  
**City:** Calgary, AB **All-Star:** None **Career Starts:** 1 **Wgt:** 190 **Rd 6, #55** **CFL Yrs:** 2  
**Career:** Selected by Calgary in the 2019 Canadian Draft. **Status:** N

REGULAR SEASON				DEFENSIVE STATISTICS										INTERCEPTIONS				PUNT RET	
Year	Tm	GP	GS	DT	ST	TT	KD	FF	QS	TFL	FR	No	Yds	LG	TD	No	Yds		
2021	CGY	12	0	12	3	15	0	0	0	0	0	0	0	0	0	0	0		
2022	CGY	11	1	6	12	18	1	0	0	0	0	1	16	16	0	1	9		
<b>Totals</b>		<b>23</b>	<b>1</b>	<b>18</b>	<b>15</b>	<b>33</b>	<b>1</b>	<b>0</b>	<b>0</b>	<b>0</b>	<b>0</b>	<b>1</b>	<b>16</b>	<b>16</b>	<b>0</b>	<b>1</b>	<b>9</b>		

**STEVENS, Deshawn**

2022: Ottawa

**Born:** Jun 9/97 **College:** West Virginia **Career GP:** 18 **Hgt:** 6.02 **Cdn Draft:** 2021 OTT **Pos:** LB  
**City:** Toronto, ON **All-Star:** None **Career Starts:** 0 **Wgt:** 255 **Rd 1, #6** **CFL Yrs:** 1  
**Career:** Selected by Ottawa in the 2021 Canadian Draft. **Status:** N

**REG SEAS** GP - OTT 2022: 18 (0). Defensive Tackles: 7. ST Tackles: 6.

**STEWART, Hunter**

2022: Ottawa

**Born:** Dec 23/91 **College:** Liberty **Career GP:** 106 **Hgt:** 6.06 **Cdn Draft:** 2013 BC **Pos:** OL  
**City:** Calgary, AB **All-Star:** None **Career Starts:** 93 **Wgt:** 315 **Rd 1, #6** **CFL Yrs:** 8  
**Career:** Selected by BC in the 2013 Canadian Draft. Signed as a free agent by OTT on Feb 8/22. **Status:** N

**REG SEAS** GP - BC 2014: 7 (6), 2015: 3 (0), 2016: 18 (14), 2017: 16 (15), 2018: 14 (14), 2019: 17 (13), 2021: 14 (14), 2022 OTT: 18 (17)  
**PLAYOFFS** GP - BC 2016: 2, 2018: 1.

**STEWART, Silas**

2022: Calgary

**Born:** Sep 28/95 **College:** Incarnate Word **Career GP:** 30 **Hgt:** 6.01 **Pos:** LB  
**City:** New Castle, DE **All-Star:** None **Career Starts:** 4 **Wgt:** 223 **CFL Yrs:** 2  
**Career:** Signed as a free agent by CGY on June 11/21. **Status:** A

REGULAR SEASON				DEFENSIVE STATISTICS										INTERCEPTIONS				FUMBLE RETURNS				PLAYOFFS			
Year	Tm	GP	GS	DT	ST	TT	KD	FF	QS	TFL	No	Yds	LG	TD	No	Yds	LG	TD	Year	Tm	GP	DT	ST		
2021	CGY	12	0	7	9	16	0	0	0	0	0	0	0	0	0	0	0	0	2022	CGY	1	0	0		
2022	CGY	18	4	35	20	55	2	1	1	0	0	0	0	0	1	0	0	0							
<b>Totals</b>		<b>30</b>	<b>4</b>	<b>42</b>	<b>29</b>	<b>71</b>	<b>2</b>	<b>1</b>	<b>1</b>	<b>0</b>	<b>0</b>	<b>0</b>	<b>0</b>	<b>0</b>	<b>1</b>	<b>0</b>	<b>0</b>	<b>0</b>							

**SUTTON, Eric**

2022: Toronto

**Born:** Sep 5/98 **College:** Texas State University **Career GP:** 9 **Hgt:** 5.09 **Cdn Draft:** 2022 TOR **Pos:** DB  
**City:** Cedar Hill, TX **All-Star:** None **Career Starts:** 1 **Wgt:** 175 **Rd 6, #53** **CFL Yrs:** 1  
**Career:** Selected by Toronto in the 2022 Canadian Draft. **Status:** N

**REG SEAS** GP - TOR 2022: 9 (1). Defensive Tackles: 7. ST Tackles: 4. **PLAYOFFS** GP - TOR 2022: 1 (0). ST Tackles: 1. **GREY CUP** GP - TOR 2022: 1 (0).

**SUTTON, Wesley**

2022: Montréal

**Born:** Feb 9/96 **College:** Northern Arizona **Career GP:** 20 **Hgt:** 5.11 **Pos:** DB  
**City:** Chandler, AZ **All-Star:** Div: 1 CFL: 0 **Career Starts:** 20 **Wgt:** 194 **CFL Yrs:** 2  
**Career:** Signed as a free agent by MTL on Mar 22/21. Selected 2022 East Div. All-Star. **Status:** A

REGULAR SEASON				DEFENSIVE STATISTICS										INTERCEPTIONS				FUMBLE RETURNS				PUNT RET		PLAYOFFS			
Year	Tm	GP	GS	DT	ST	TT	KD	FF	QS	TFL	No	Yds	LG	TD	No	Yds	LG	TD	No	Yds	Year	Tm	GP	DT	ST	TFL	
2021	MTL	2	2	6	0	6	3	0	0	0	1	0	0	0	0	0	0	0	0	0	2022	MTL	2	9	1	2	
2022	MTL	18	18	79	1	80	9	2	4	3	1	13	13	0	0	0	0	0	1	11							
<b>Totals</b>		<b>20</b>	<b>20</b>	<b>85</b>	<b>1</b>	<b>86</b>	<b>12</b>	<b>2</b>	<b>4</b>	<b>3</b>	<b>2</b>	<b>13</b>	<b>13</b>	<b>0</b>	<b>0</b>	<b>0</b>	<b>0</b>	<b>0</b>	<b>1</b>	<b>11</b>							



**SZOTT, Jakub** **2022: Ott-Wpg-Mtl**  
**Born:** July 13/98 **College:** McMaster **Career GP:** 14 **Hgt:** 6.05 **Cdn Draft:** 2020 OTT **Pos:** OL  
**City:** Toronto, ON **All-Star:** None **Career Starts:** 13 **Wgt:** 305 **Rd 4, #29** **CFL Yrs:** 2  
**Career:** Drafted by OTT in 2020. Released on Aug 15/22. Signed by WPG on Oct 4/22. Released on Oct 14/22. Signed by MTL on Oct 18/22. **Status:** N

REG SEAS GP - OTT 2021: 14 (13).

**TATE, Trevon** **2022: Toronto**  
**Born:** March 13/96 **College:** Memphis **Career GP:** 11 **Hgt:** 6.04 **Pos:** OL  
**City:** Channelview, TX **All-Star:** None **Career Starts:** 11 **Wgt:** 295 **CFL Yrs:** 3  
**Career:** Signed as a free agent by HAM on July 21/19. Released on Aug 21/21. Signed by OTT on Sept 19/21. Claimed by TOR on Sept 30/21. **Status:** A

REG SEAS GP - HAM 2019: 1 (1), 2021: 1 (1), OTT 2021: 1 (1), TOR 2021: 4 (4), 2022: 4 (4), Total: 11 (11).

**TAYLOR, Nick** **2022: Winnipeg**  
**Born:** Mar 27/88 **College:** Florida International **Career GP:** 64 **Hgt:** 5.09 **Pos:** DB  
**City:** Hollywood, FL **All-Star:** None **Career Starts:** 60 **Wgt:** 181 **CFL Yrs:** 6  
**Career:** Signed as a free agent by OTT on Mar 4/16. Signed by EDM on Feb 14/18. Released on Aug 8/19. Signed by WPG on Aug 19/19. **Status:** A

REGULAR SEASON		DEFENSIVE STATISTICS										INTERCEPTIONS				PLAYOFFS				GREY CUP			KO						
Year	Tm	GP	GS	DT	ST	TT	KD	FF	QS	TFL	No	Yds	LG	TD	FR	Year	Tm	GP	DT	Int	Yds	Year	Tm	GP	DT	RT	Yds		
2016	OTT	9	8	28	0	28	3	1	0	1	1	57	57	1	0	2017	OTT	1	6	0		2019	WPG	1	1	2	46		
2017	OTT	8	8	34	1	35	5	0	0	0	0			0	2019	WPG	2	6	1	10	2021	WPG	1	4	0	0			
2018	EDM	15	15	46	2	48	5	0	1	2	0			0	2021	WPG	1	2	0										
2019	EDM	3	0	0	0	0	0	1	0	0	0			0															
	WPG	4	4	5	0	5	1	0	0	0	1	37	37	1	0														
2021	WPG	12	12	31	0	31	4	0	0	1	0			0															
2022	WPG	13	13	44	2	46	1	0	0	0	3	9	8	0	0														
<b>Totals</b>		<b>64</b>	<b>60</b>	<b>188</b>	<b>5</b>	<b>193</b>	<b>19</b>	<b>2</b>	<b>1</b>	<b>4</b>	<b>5</b>	<b>103</b>	<b>57</b>	<b>2</b>	<b>0</b>	<b>Totals</b>	<b>4</b>	<b>14</b>	<b>1</b>	<b>10</b>	<b>Totals</b>	<b>2</b>	<b>5</b>	<b>2</b>	<b>46</b>				

**TEITZ, Micah** **2022: Saskatchewan**  
**Born:** Apr 24/96 **College:** Calgary **Career GP:** 40 **Hgt:** 6.02 **Cdn Draft:** 2018 SSK **Pos:** LB  
**City:** Calgary, AB **All-Star:** None **Career Starts:** 14 **Wgt:** 225 **Rd 2, #14** **CFL Yrs:** 4  
**Career:** Selected by Saskatchewan in the 2018 Canadian Draft. Did not play in 2022 due to injury. **Status:** N

REGULAR SEASON		DEFENSIVE STATISTICS										INTERCEPTIONS				FUMBLE RETURNS				PLAYOFFS		
Year	Tm	GP	GS	DT	ST	TT	KD	FF	QS	TFL	No	Yds	LG	TD	No	Yds	LG	TD	Year	Tm	GP	DT
2018	SSK	11	0	0	7	7	0	0	0	0	0	0	0	0	0	0	0	0	2019	SSK	1	0
2019	SSK	16	1	6	11	17	1	0	0	1	0			0	0	0	0	0	2021	SSK	1	5
2021	SSK	13	13	64	7	71	0	0	3	4	0			0								
2022	SSK	0	0																			
<b>Totals</b>		<b>40</b>	<b>14</b>	<b>70</b>	<b>25</b>	<b>95</b>	<b>1</b>	<b>0</b>	<b>3</b>	<b>5</b>	<b>0</b>	<b>0</b>	<b>0</b>	<b>0</b>	<b>0</b>	<b>0</b>	<b>0</b>	<b>0</b>	<b>Totals</b>	<b>2</b>	<b>5</b>	

**TEUHEMA, Sione** **2022: BC**  
**Born:** Sep 25/95 **College:** Southeastern Louisiana **Career GP:** 14 **Hgt:** 6.04 **Pos:** DL  
**City:** Keller, TX **All-Star:** None **Career Starts:** 4 **Wgt:** 249 **CFL Yrs:** 1  
**Career:** Signed as a free agent by BC on Jul 16/22. **Status:** A

REGULAR SEASON		DEFENSIVE STATISTICS										INTERCEPTIONS				FUMBLE RETURNS				PLAYOFFS		
Year	Tm	GP	GS	DT	ST	TT	KD	FF	QS	TFL	No	Yds	LG	TD	No	Yds	LG	TD	Year	Tm	GP	DT
2022	BC	14	4	23	4	27	0	0	8	1	0			0					2022	BC	2	6

**TEXADA, Ranthony** **2022: Ott-Mtl**  
**Born:** May 16/95 **College:** TCU **Career GP:** 11 **Hgt:** 5.10 **Pos:** DB  
**City:** Frisco, TX **All-Star:** None **Career Starts:** 10 **Wgt:** 185 **CFL Yrs:** 2  
**Career:** Signed as a free agent by WPG on Jan 25/21. Released on Jul 26/21. Signed by OTT on Aug 31/21. Released on Sep 6/22. Signed by MTL on Sep 15/22. Released on Nov 16/22. **Status:** A

REGULAR SEASON		DEFENSIVE STATISTICS										INTERCEPTIONS				FUMBLE RETURNS			
Year	Tm	GP	GS	DT	ST	TT	KD	FF	QS	TFL	No	Yds	LG	TD	No	Yds	LG	TD	
2021	OTT	3	3	11	0	11	2	0	0	1	0			0					
2022	OTT	7	7	13	0	13	1	0	0	0	1	35	35	0	1	18	18	0	
	MTL	1	0	0	0	0	0	0	0	0	0			0					
<b>Totals</b>		<b>11</b>	<b>10</b>	<b>24</b>	<b>0</b>	<b>24</b>	<b>3</b>	<b>0</b>	<b>0</b>	<b>1</b>	<b>1</b>	<b>35</b>	<b>35</b>	<b>0</b>	<b>1</b>	<b>18</b>	<b>18</b>	<b>0</b>	

**THOMAS, Jake** **2022: Winnipeg**  
**Born:** Dec 6/90 **College:** Acadia **Career GP:** 168 **Hgt:** 6.02 **Cdn Draft:** 2012 WPG **Pos:** DL  
**City:** Douglas, NB **All-Star:** None **Career Starts:** 61 **Wgt:** 274 **Rd 4, #29** **CFL Yrs:** 10  
**Career:** Selected by Winnipeg in the 2012 Canadian Draft. **Status:** N

**THOMAS, Jake (Cont'd)**

2022: Winnipeg

REGULAR SEASON				DEFENSIVE STATISTICS								INT RET				FUM RET		PLAYOFFS					GREY CUP					
Year	Tm	GP	GS	DT	ST	TT	KD	FF	QS	TFL	No	Yds	No	Yds	Year	Tm	GP	DT	ST	QS	FR	Year	Tm	GP	DT	QS		
2012	WPG	13	0	1	1	2	0	1	0	0	0	0	0	0	2016	WPG	1	3	0	0	0	0	2019	WPG	1	1	1	1
2013	WPG	17	1	6	0	6	0	0	1	1	0	1	0	2017	WPG	1	1	0	0	0	0	2021	WPG	1	4	4	1	
2014	WPG	18	18	20	0	20	0	0	4	1	0	0	0	2018	WPG	2	0	0	0	0	0	2022	WPG	1	1	0	0	
2015	WPG	18	0	16	1	17	0	0	1	3	0	0	0	2019	WPG	2	1	0	0	0	0							
2016	WPG	16	0	16	0	16	0	0	0	3	0	2	0	2021	WPG	1	1	0	1	1	1							
2017	WPG	18	7	21	1	22	0	0	4	0	1	0	1	2022	WPG	1	0	0	0	1	1							
2018	WPG	18	0	17	0	17	0	2	3	1	0	1	0	Totals		8	6	0	1	2		Totals		3	6	2		
2019	WPG	18	4	22	0	22	1	0	5	6	0	0	0															
2021	WPG	14	13	15	0	15	0	0	4	1	0	0	0															
2022	WPG	18	18	15	1	16	0	1	4	0	0	1	0															
Totals		168	61	149	4	153	1	4	26	16	1	0	6	0														

**THOMAS, Matthew**

2022: Edmonton

**Born:** Jul 21/95 **College:** Florida State **Career GP:** 19 **Hgt:** 6.03 **Pos:** LB  
**City:** Miami, FL **All-Star:** Div: 0 CFL: 0 **Career Starts:** 14 **Wgt:** 230 **CFL Yrs:** 2  
**Career:** Signed as a free agent by SSK on Jul 31/21. Released on Sep 4/21. Signed by EDM on Jan 11/22. **Status:** A

REGULAR SEASON			DEFENSIVE STATISTICS								INTERCEPTIONS				FUMBLE RETURNS			
Year	Tm	GP	GS	DT	ST	TT	KD	FF	QS	TFL	No	Yds	LG	TD	No	Yds	LG	TD
2021	SSK	1	0	0	2	2	0	0	0	0	0	0	0	0	0	0	0	0
2022	EDM	18	14	52	5	57	1	0	4	4	1	9	9	0	3	11	11	0
Totals		19	14	52	7	59	1	0	4	4	1	9	9	0	3	11	11	0

**THOMPSON, Malcolm**

2022: Winnipeg

**Born:** Sep 12/95 **College:** Wilfrid Laurier **Career GP:** 12 **Hgt:** 5.11 **Pos:** DB  
**City:** Windsor, ON **All-Star:** Div: 0 CFL: 0 **Career Starts:** 7 **Wgt:** 200 **CFL Yrs:** 2  
**Career:** Undrafted in 2019. Signed by CGY on Nov 25/19. Released on Jul 29/21. Signed by HAM on Oct 31/21. Released on Nov 19/21. Signed by WPG on Jan 3/22. Released on Dec 5/22. **Status:** N

REGULAR SEASON			DEFENSIVE STATISTICS								INTERCEPTIONS				FUMBLE RETURNS			
Year	Tm	GP	GS	DT	ST	TT	KD	FF	QS	TFL	No	Yds	LG	TD	No	Yds	LG	TD
2021	HAM	2	0	0	2	2	0	0	0	0	0	0	0	0	0	0	0	0
2022	WPG	10	7	23	5	28	0	0	0	0	0	0	0	1	6	6	0	0
Totals		12	7	23	7	30	0	0	0	0	0	0	0	1	6	6	0	0

**THURMAN, Jameer**

2022: Calgary

**Born:** Jan 20/95 **College:** Indiana State **Career GP:** 64 **Hgt:** 6.00 **Pos:** LB  
**City:** Chicago, IL **All-Star:** None **Career Starts:** 58 **Wgt:** 227 **CFL Yrs:** 4  
**Career:** Signed by CGY on May 28/17. Released on Jan 3/19 and signed by Chicago (NFL). Signed by CGY on Jan 19/21. Signed by HAM on Feb 15/23. **Status:** A

REGULAR SEASON			DEFENSIVE STATISTICS								INTERCEPTIONS				FUMBLE RETURNS				PLAYOFFS						
Year	Tm	GP	GS	DT	ST	TT	KD	FF	QS	TFL	No	Yds	LG	TD	No	Yds	LG	TD	Year	Tm	GP	DT	ST	Int	Yds
2017	CGY	18	12	52	13	65	1	2	1	1	2	45	28	0	1	10	10	0	2017	CGY	1	6	0	0	0
2018	CGY	17	17	82	17	99	2	1	2	1	1	0	0	1	0	0	0	0	2018	CGY	1	4	0	0	0
2021	CGY	14	14	62	1	63	3	3	3	1	0	0	0	0	0	0	0	0	2021	CGY	1	5	3	1	5
2022	CGY	15	15	74	1	75	2	2	4	3	33	18	0	0	0	0	0	0	2022	CGY	1	9	0	0	0
Totals		64	58	270	32	302	8	8	6	7	6	78	28	0	2	10	10	0	Totals		4	24	3	1	5

GREY CUP GP - CGY 2017: 1, 2018: 1. Def. Tackles - 2017: 7, 2018: 2. QB Sacks - 2017: 1. Forced Fumbles - 2018: 1

**TYNE, Malik**

2022: Edmonton

**Born:** Jan 12/96 **College:** Towson **Career GP:** 16 **Hgt:** 6.03 **Cdn Draft:** 2020 EDM **Pos:** DL  
**City:** Brampton, ON **All-Star:** Div: 0 CFL: 0 **Career Starts:** 1 **Wgt:** 235 **Rd 3, #24** **CFL Yrs:** 2  
**Career:** Selected by Edmonton in the 2020 Canadian Draft. **Status:** N

REGULAR SEASON			DEFENSIVE STATISTICS								INTERCEPTIONS				FUMBLE RETURNS			
Year	Tm	GP	GS	DT	ST	TT	KD	FF	QS	TFL	No	Yds	LG	TD	No	Yds	LG	TD
2021	EDM	8	0	2	4	6	0	0	0	0	0	0	0	1	0	0	0	0
2022	EDM	8	1	4	1	5	0	0	1	0	0	0	0	0	0	0	0	0
Totals		16	1	6	5	11	0	0	1	0	0	0	0	1	0	0	0	0

**USHER, Nick**

2022: Montréal

**Born:** Jan 22/95 **College:** UTEP **Career GP:** 53 **Hgt:** 6.03 **Pos:** DL  
**City:** Los Angeles, CA **All-Star:** None **Career Starts:** 43 **Wgt:** 235 **CFL Yrs:** 4  
**Career:** Signed as a free agent by EDM on Oct 5/17. Signed as a free agent by MTL on Feb 9/21. **Status:** A

REGULAR SEASON			DEFENSIVE STATISTICS								INTERCEPTIONS				FUMBLE RETURNS				PLAYOFFS				
Year	Tm	GP	GS	DT	ST	TT	KD	FF	QS	TFL	No	Yds	LG	TD	No	Yds	LG	TD	Year	Tm	GP	DT	QS
2018	EDM	8	0	7	3	10	0	1	1	0	0	1	40	40	0	0	0	0	2018	HAM	2	5	1
2019	EDM	18	16	36	0	36	1	3	6	4	0	2	0	0	0	0	0	0	2019	EDM	2	1	0
2021	MTL	14	14	35	0	35	1	1	5	4	0	3	0	0	0	0	0	0	2021	MTL	1	0	0
2022	MTL	13	13	29	0	29	0	1	3	2	0	1	12	12	0	0	0	0	2022	MTL	2		
Totals		53	43	107	3	110	2	6	15	10	0	7	52	40	0	0	0	0	Totals		7	6	1

**VAN ZEYL, Chris** **2022: Hamilton**  
**Born:** Sep 4/83 **College:** McMaster **Career GP:** 186 **Hgt:** 6.06 **Cdn Draft:** 2007 MTL **Pos:** OL  
**City:** Fonthill, ON **All-Star:** Div: 7 CFL: 3 **Career Starts:** 176 **Wgt:** 312 **Rd 3, #18** **CFL Yrs:** 14  
**Career:** Selected by Montreal in the 2007 Canadian Draft. Released on Sep 3/08. Signed as a free agent by TOR on Sep 5/08. **Status:** N  
 Released on May 18/19. Signed by HAM on May 19/19. Selected CFL Most Outstanding Offensive Lineman in 2019.

REGULAR SEASON						PLAYOFFS				GREY CUP					
Year	Tm	GP	GS	Year	Tm	GP	GS	Year	Tm	GP	GS	Year	Tm	GP	GS
2008	MTL	0	0	2015	TOR	14	13	2010	TOR	2	2	2012	TOR	1	1
2009	TOR	11	3	2016	TOR	18	18	2012	TOR	2	2	2019	HAM	1	1
2010	TOR	14	14	2017	TOR	16	16	2013	TOR	1	1	2021	HAM	1	1
2011	TOR	15	15	2018	TOR	17	17	2015	TOR	1	1				
2012	TOR	17	17	2019	HAM	17	16	2019	HAM	1	1				
2013	TOR	17	17	2021	HAM	7	7	2021	HAM	2	2				
2014	TOR	17	17	2022	HAM	6	6	2022	HAM	1	0				
<b>Totals</b>						<b>186</b>	<b>176</b>	<b>Totals</b>		<b>10</b>	<b>9</b>	<b>Totals</b>		<b>3</b>	<b>3</b>

**VAUGHN, Terran** **2022: Saskatchewan**  
**Born:** Mar 30/94 **College:** Stephen F. Austin **Career GP:** 32 **Hgt:** 6.03 **Pos:** OL  
**City:** Beaumont, TX **All-Star:** None **Career Starts:** 32 **Wgt:** 305 **CFL Yrs:** 4  
**Career:** Signed as a free agent by SSK on Sep 11/17. Did not play in 2021 due to injury. Signed as a free agent by OTT on Feb 14/23. **Status:** A

**REG SEAS** GP - SSK 2018: 7 (7), 2019: 15 (15), 2021: 0, 2022: 10 (10). Total: 32 (32). **PLAYOFFS** GP - SSK 2019: 1.

**VORNKAHL, Travis** **2022: Hamilton**  
**Born:** Nov 5/95 **College:** West Texas A&M **Career GP:** 12 **Hgt:** 6.06 **Pos:** OL  
**City:** Sealy, TX **All-Star:** None **Career Starts:** 12 **Wgt:** 298 **CFL Yrs:** 2  
**Career:** Signed as a free agent by HAM on Apr 27/21. Released on Sep 21/22. **Status:** A

**REG SEAS** GP - HAM 2021: 3 (3), 2022: 9 (9). **PLAYOFFS** GP - HAM 2021: 1 (1).

**VREDE, Tyron** **2022: Ottawa**  
**Born:** Sept 18/96 **College:** North Dakota **Career GP:** 26 **Hgt:** 6.00 **Pos:** LB  
**City:** Amsterdam, NED **All-Star:** None **Career Starts:** 0 **Wgt:** 231 **CFL Yrs:** 2  
**Career:** Selected by Ottawa (Round 2, Pick 10) in the 2021 Global Draft. **Status:** G

**REG SEAS** GP - OTT 2021: 14 (0), 2022: 12 (0). Def Tackles - 2021: 5. ST Tackles - 2021: 10, 2022: 7.

**WAKEFIELD, Michael** **2022: Montréal**

**Born:** Jan 12/94 **College:** Florida International **Career GP:** 65 **Hgt:** 6.03 **Pos:** DL  
**City:** Valdosta, GA **All-Star:** None **Career Starts:** 40 **Wgt:** 268 **CFL Yrs:** 5  
**Career:** Signed as a free agent by OTT on Feb 22/17. Signed as a free agent by MTL on Feb 9/21. Signed as a free agent by OTT on Feb 14/23. **Status:** A

REGULAR SEASON			DEFENSIVE STATISTICS											INTERCEPTIONS				FUMBLE RETURNS				PLAYOFFS				GREY CUP			
Year	Tm	GP	GS	DT	ST	TT	KD	FF	QS	TFL	No	Yds	LG	TD	No	Yds	LG	TD	Year	Tm	GP	DT	KD	Year	Tm	GP	DT		
2017	OTT	6	4	4	0	4	1	0	0	2	0				0				2018	OTT	1	3	0		2018	OTT	1	0	
2018	OTT	17	14	18	0	18	3	0	3	0	0				0				2021	MTL	1	2	1						
2019	OTT	16	16	32	1	33	1	0	4	1	1	2	2	0	0														
2021	MTL	12	0	23	1	24	3	0	4	1	0				0														
2022	MTL	14	6	20	0	20	1	0	3	1	0				0														
<b>Totals</b>		<b>65</b>	<b>40</b>	<b>97</b>	<b>2</b>	<b>99</b>	<b>9</b>	<b>0</b>	<b>14</b>	<b>5</b>	<b>1</b>	<b>2</b>	<b>2</b>	<b>0</b>	<b>0</b>	<b>0</b>	<b>0</b>	<b>0</b>	<b>Totals</b>		<b>2</b>	<b>5</b>	<b>1</b>		<b>Totals</b>		<b>1</b>	<b>0</b>	

**WALKER, Ricky** **2022: Winnipeg**

**Born:** Apr 18/96 **College:** Virginia Tech **Career GP:** 19 **Hgt:** 6.02 **Pos:** DL  
**City:** Newport News, VA **All-Star:** Div: 0 CFL: 0 **Career Starts:** 0 **Wgt:** 287 **CFL Yrs:** 2  
**Career:** Signed as a free agent by WPG on Feb 18/21. **Status:** A

REGULAR SEASON			DEFENSIVE STATISTICS											INTERCEPTIONS				FUMBLE RETURNS				GREY CUP		
Year	Tm	GP	GS	DT	ST	TT	KD	FF	QS	TFL	No	Yds	LG	TD	No	Yds	LG	TD	Year	Tm	GP	DT		
2021	WPG	7	0	8	0	8	0	0	1	0	0				0				2022	WPG	1	1		
2022	WPG	12	0	14	1	15	0	0	1	2	0				0									
<b>Totals</b>		<b>19</b>	<b>0</b>	<b>22</b>	<b>1</b>	<b>23</b>	<b>0</b>	<b>0</b>	<b>2</b>	<b>2</b>	<b>0</b>	<b>0</b>	<b>0</b>	<b>0</b>	<b>0</b>	<b>0</b>	<b>0</b>	<b>0</b>						

**WALL, Titus** **2022: Calgary**

**Born:** May 8/99 **College:** Missouri State **Career GP:** 10 **Hgt:** 6.00 **Pos:** DB  
**City:** Lima, OH **All-Star:** Div: 0 CFL: 0 **Career Starts:** 10 **Wgt:** 205 **CFL Yrs:** 1  
**Career:** Signed as a free agent by CGY on Apr 11/22. **Status:** A

REGULAR SEASON			DEFENSIVE STATISTICS											INTERCEPTIONS				FUMBLE RETURNS				PLAYOFFS			
Year	Tm	GP	GS	DT	ST	TT	KD	FF	QS	TFL	No	Yds	LG	TD	No	Yds	LG	TD	Year	Tm	GP	DT	ST	KD	
2022	CGY	10	10	39	3	42	1	2	2	3	3	58	46	1	1	45	45	1	2022	CGY	1	2	1	1	

**WASHINGTON, Tony** **2022: Edmonton**  
**Born:** Feb 17/86 **College:** Abilene Christian **Career GP:** 138 **Hgt:** 6.07 **Pos:** OL  
**City:** New Orleans, LA **All-Star:** None **Career Starts:** 136 **Wgt:** 318 **CFL Yrs:** 11  
**Career:** Signed by CGY on Jun 18/11. Signed by TOR on Jul 4/12. Traded to EDM on May 13/14 with 2014 picks #6 and #15 for EDM's 2014 picks #3 & #21. Released on Aug 6/17 & signed by HAM on Aug 8/17. Traded to MTL on Jul 23/18 with Landon Rice and Johnny Manziel for Chris Williams and Jamaal Westerman plus 2020 & 2021 first round picks. Traded to EDM on Jan 14/22 with Martese Jackson for Mike Moore. Released by EDM on Dec 1/22. Announced retirement on Feb 13/23. **Status:** A

REGULAR SEASON						PLAYOFFS						GREY CUP					
Year	Tm	GP	GS	Year	Tm	GP	GS	Year	Tm	GP	GS	Year	Tm	GP	GS		
2011	CGY	5	5	2017	HAM	12	12	2012	TOR	2	2	2012	TOR	1	1		
2012	TOR	12	12	2018	HAM	5	5	2013	TOR	1	1	2015	EDM	1	1		
2013	TOR	9	8		MTL	12	12	2014	EDM	2	2						
2014	EDM	11	11	2019	MTL	13	13	2015	EDM	1	1						
2015	EDM	17	17	2021	MTL	12	11	2019	MTL	1	1						
2016	EDM	15	15	2022	EDM	9	9	2021	MTL	1	1						
2017	EDM	6	6														
<b>Totals</b>						<b>138</b>	<b>136</b>	<b>Totals</b>		<b>8</b>	<b>8</b>	<b>Totals</b>		<b>2</b>	<b>2</b>		

**WASHINGTON, Trumaine** **2022: Calgary**  
**Born:** Jun 10/95 **College:** Louisville **Career GP:** 51 **Hgt:** 5.09 **Pos:** DB  
**City:** Miami, FL **All-Star:** None **Career Starts:** 51 **Wgt:** 190 **CFL Yrs:** 4  
**Career:** Signed by TOR on May 20/18. Signed by EDM on Feb 11/20. Signed by OTT on Feb 10/22. Released on Jun 5/22. Signed by CGY on Jun 15/22. Released on Feb 6/22. **Status:** A

REGULAR SEASON				DEFENSIVE STATISTICS										INTERCEPTIONS				FUMBLE RETURNS				PLAYOFFS		
Year	Tm	GP	GS	DT	ST	TT	KD	FF	QS	TFL	No	Yds	LG	TD	No	Yds	LG	TD	Year	Tm	GP	DT	DT	
2018	TOR	13	13	33	0	33	3	1	0	3	2	62	62	1	0				2022	CGY	1	2	1	
2019	TOR	12	12	23	0	23	5	0	0	0	3	15	15	0	1	8	8	0						
2021	EDM	14	14	55	1	56	3	1	0	2	5	93	47	1	0									
2022	CGY	12	12	42	0	42	2	0	0	0	2	45	45	1	0									
<b>Totals</b>		<b>51</b>	<b>51</b>	<b>153</b>	<b>1</b>	<b>154</b>	<b>13</b>	<b>2</b>	<b>0</b>	<b>5</b>	<b>12</b>	<b>215</b>	<b>62</b>	<b>3</b>	<b>1</b>	<b>8</b>	<b>8</b>	<b>0</b>						

**WATSON, Tre** **2022: Mtl-Edm**  
**Born:** July 5/96 **College:** Maryland **Career GP:** 15 **Hgt:** 6.02 **Pos:** LB  
**City:** Phoenix, AZ **All-Star:** None **Career Starts:** 8 **Wgt:** 230 **CFL Yrs:** 2  
**Career:** Signed as a free agent by MTL on Jan 4/21. Released on Jul 4/22. Signed by EDM on Jul 6/22. Released on Nov 30/22. **Status:** A

REGULAR SEASON				DEFENSIVE STATISTICS										INTERCEPTIONS				FUMBLE RETURNS				PLAYOFFS	
Year	Tm	GP	GS	DT	ST	TT	KD	FF	QS	TFL	No	Yds	LG	TD	No	Yds	LG	TD	Year	Tm	GP		
2021	MTL	8	1	7	7	14	1	0	0	0	0	0	0	0					2021	MTL	1		
2022	MTL	4	4	17	0	17	0	0	1	0	0	0	0	0									
	EDM	3	3	11	0	11	0	0	0	0	0	0	0	0									
<b>Totals</b>		<b>15</b>	<b>8</b>	<b>35</b>	<b>7</b>	<b>42</b>	<b>1</b>	<b>0</b>	<b>1</b>	<b>0</b>	<b>0</b>	<b>0</b>	<b>0</b>	<b>0</b>	<b>0</b>	<b>0</b>	<b>0</b>	<b>0</b>					

**WEBB, Damon** **2022: Ssk-Ott**  
**Born:** Nov 12/95 **College:** Ohio State **Career GP:** 21 **Hgt:** 5.11 **Pos:** DB  
**City:** Detroit, MI **All-Star:** None **Career Starts:** 14 **Wgt:** 195 **CFL Yrs:** 2  
**Career:** Signed as a free agent by SSK on April 15/20. Released on Jul 1/22. Signed by OTT on Jul 19/22. **Status:** A

REGULAR SEASON				DEFENSIVE STATISTICS										INTERCEPTIONS				FUMBLE RETURNS				PLAYOFFS		
Year	Tm	GP	GS	DT	ST	TT	KD	FF	QS	TFL	No	Yds	LG	TD	No	Yds	LG	TD	Year	Tm	GP	DT	ST	
2021	SSK	10	5	27	7	34	0	0	0	0	1	0	0	0	1	44	44	1	2021	SSK	2	3	1	
2022	SSK	2	0	1	0	1	0	0	0	0	0	0	0	0										
	OTT	9	9	33	1	34	2	0	0	1	1	18	18	0	0									
<b>Totals</b>		<b>21</b>	<b>14</b>	<b>61</b>	<b>8</b>	<b>69</b>	<b>2</b>	<b>0</b>	<b>0</b>	<b>1</b>	<b>2</b>	<b>18</b>	<b>18</b>	<b>0</b>	<b>1</b>	<b>44</b>	<b>44</b>	<b>1</b>						

**WHYTE, Gordon** **2022: Hamilton**  
**Born:** Aug 21/97 **College:** St. Francis Xavier **Career GP:** 32 **Hgt:** 6.02 **Cdn Draft:** 2019 HAM **Pos:** LS  
**City:** Toronto, ON **All-Star:** None **Career Starts:** 0 **Wgt:** 240 **Rd 8, #67** **CFL Yrs:** 2  
**Career:** Selected by Hamilton in the 2019 Canadian Draft. **Status:** N

REGULAR SEASON				DEFENSIVE STATISTICS										INTERCEPTIONS				FUMBLE RETURNS				GREY CUP	
Year	Tm	GP	GS	DT	ST	TT	KD	FF	QS	TFL	No	Yds	LG	TD	No	Yds	LG	TD	Year	Tm	GP		
2021	HAM	14	0	0	4	4	0	0	0	0	0	0	0	0	1	0	0	0	2021	HAM	1		
2022	HAM	18	0	0	6	6	0	0	0	0	0	0	0	0									
<b>Totals</b>		<b>32</b>	<b>0</b>	<b>0</b>	<b>10</b>	<b>10</b>	<b>0</b>	<b>0</b>	<b>0</b>	<b>0</b>	<b>0</b>	<b>0</b>	<b>0</b>	<b>0</b>	<b>1</b>	<b>0</b>	<b>0</b>	<b>0</b>					
PLAYOFFS				DEFENSIVE STATISTICS										INTERCEPTIONS				FUMBLE RETURNS				GREY CUP	
Year	Tm	GP	GS	DT	ST	TT	KD	FF	QS	TFL	No	Yds	LG	TD	No	Yds	LG	TD	Year	Tm	GP		
2021	HAM	2	0	0	0	0	0	0	0	0	0	0	0	0	0				2021	HAM	1		
2022	HAM	1	0	0	1	1	0	0	0	0	0	0	0	0									
<b>Totals</b>		<b>3</b>	<b>0</b>	<b>0</b>	<b>1</b>	<b>1</b>	<b>0</b>	<b>0</b>	<b>0</b>	<b>0</b>	<b>0</b>	<b>0</b>	<b>0</b>	<b>0</b>	<b>0</b>	<b>0</b>	<b>0</b>	<b>0</b>					

**WIGGAN, Derek**

2022: Calgary

Born: Jul 27/92 College: Queen's Career GP: 110 Hgt: 6.01 Pos: DL  
 City: Toronto, ON All-Star: None Career Starts: 77 Wgt: 306 CFL Yrs: 7  
 Career: Undrafted in 2015. Signed as a free agent by CGY on Feb 18/15. Status: N

REGULAR SEASON				DEFENSIVE STATISTICS								INTERCEPTIONS				FUMBLE RETURNS				PLAYOFFS				GREY CUP			
Year	Tm	GP	GS	DT	ST	TT	KD	FF	QS	TFL	No	Yds	LG	TD	No	Yds	LG	TD	Year	Tm	GP	DT	Year	Tm	GP	DT	
2015	CGY	16	1	13	3	16	0	1	3	1	0				0				2015	CGY	2	0	2016	CGY	1	1	
2016	CGY	13	2	12	0	12	1	0	2	1	0				0				2017	CGY	1	1	2017	CGY	1	1	
2017	CGY	17	11	20	1	21	0	0	2	2	0				0				2018	CGY	1	1	2018	CGY	1	0	
2018	CGY	14	14	10	0	10	0	1	1	0	1	5	5	0	0				2019	CGY	1	1					
2019	CGY	18	18	35	2	37	1	0	4	1	0				0				2021	CGY	1	2					
2021	CGY	14	13	32	0	32	0	1	2	3	0				0				2022	CGY	1	3					
2022	CGY	18	18	22	0	22	0	0	1	4	0				1	0	0	0	Totals		7	8	Totals		3	2	
Totals		110	77	144	6	150	2	3	15	12	1	5	5	0	1	0	0	0									

**WILCOTS II, Cedric**

2022: Wpg-Ham

Born: Sep 4/97 College: New Mexico State Career GP: 14 Hgt: 6.03 Pos: DL  
 City: Dallas, TX All-Star: None Career Starts: 4 Wgt: 249 CFL Yrs: 2  
 Career: Signed as a free agent by WPG on Jul 30/21. Traded to HAM on Oct 4/22 for DB Alden Darby Jr. Status: A

REGULAR SEASON				DEFENSIVE STATISTICS								INTERCEPTIONS				FUMBLE RETURNS				PLAYOFFS			
Year	Tm	GP	GS	DT	ST	TT	KD	FF	QS	TFL	No	Yds	LG	TD	No	Yds	LG	TD	Year	Tm	GP	DT	
2022	WPG	10	3	2	0	2	0	0	0	0	0				0				2022	HAM	1		
	HAM	4	1	2	0	2	0	1	1	0	0				1	0	0	0					
Totals		14	4	4	0	4	0	1	1	0	0	0	0	0	1	0	0	0					

**WILLIAMS, Avery**

2022: Ottawa

Born: Sep 2/94 College: Temple Career GP: 59 Hgt: 5.10 Pos: LB  
 City: Baltimore, MD All-Star: Div: 1 CFL: 0 Career Starts: 53 Wgt: 223 CFL Yrs: 4  
 Career: Signed as a free agent by OTT on Jan 5/18. Signed as a free agent by MTL on Feb 13/23. Status: A

REGULAR SEASON				DEFENSIVE STATISTICS								INTERCEPTIONS				FUMBLE RETURNS				PLAYOFFS				GREY CUP			
Year	Tm	GP	GS	DT	ST	TT	KD	FF	QS	TFL	No	Yds	LG	TD	No	Yds	LG	TD	Year	Tm	GP	DT	Year	Tm	GP	DT	
2018	OTT	17	11	42	6	48	2	2	1	1	0				2	45	43	1	2018	OTT	1	1	2018	OTT	1	2	
2019	OTT	11	11	69	1	70	0	1	1	4	0				3	0	0	0									
2021	OTT	13	13	89	0	89	1	1	2	1	0	0	0	0	1	0	0	0									
2022	OTT	18	18	92	2	94	3	2	2	2	1	10	10	0	1	0	0	0									
Totals		59	53	292	9	301	6	6	6	8	2	10	10	0	7	45	43	1									

**WILLIAMS, Darius**

2022: Montréal

Born: Aug 11/98 College: Carson-Newman Career GP: 24 Hgt: 5.10 Pos: DB  
 City: St. Petersburg, FL All-Star: None Career Starts: 7 Wgt: 195 CFL Yrs: 2  
 Career: Signed by EDM on Jan 11/21. Released on Feb 14/21. Signed by MTL on Feb 17/22. Released on Sep 8/22. Signed by OTT on Oct 6/22. Status: A

REGULAR SEASON				DEFENSIVE STATISTICS								INTERCEPTIONS				FUMBLE RETURNS			
Year	Tm	GP	GS	DT	ST	TT	KD	FF	QS	TFL	No	Yds	LG	TD	No	Yds	LG	TD	
2021	EDM	14	6	30	6	36	1	1	0	0	0				0				
2022	MTL	10	1	9	5	14	0	0	0	0	2	18	18	0	0				
Totals		24	7	39	11	50	1	1	0	0	2	18	18	0	0	0	0	0	

**WILLIAMS, Darius**

2022: Calgary

Born: Jun 30/96 College: Colorado State - Pueblo Career GP: 9 Hgt: 5.11 Pos: DB  
 City: Sacramento, CA All-Star: None Career Starts: 2 Wgt: 204 CFL Yrs: 1  
 Career: Signed as a free agent by CGY on Feb 3/22. Status: A

REGULAR SEASON				DEFENSIVE STATISTICS								INTERCEPTIONS				FUMBLE RETURNS			
Year	Tm	GP	GS	DT	ST	TT	KD	FF	QS	TFL	No	Yds	LG	TD	No	Yds	LG	TD	
2022	CGY	9	2	10	6	16	0	0	1	0	0				0				

**WILLIAMS, Jordan**

2022: BC

Born: Nov 23/94 College: East Carolina Career GP: 32 Hgt: 6.00 Cdn Draft: 2020 BC Pos: LB  
 City: Fayetteville, NC All-Star: None Career Starts: 30 Wgt: 232 Rd 1, #1 CFL Yrs: 2  
 Career: Selected by BC in the 2020 Canadian Draft. Traded to TOR on Feb 9/23 for a 2023 1st round pick. Status: N  
 Named CFL M/O Rookie in 2021 after breaking Mike O'Shea's Canadian rookie record with 92 Defensive Tackles.

REGULAR SEASON				DEFENSIVE STATISTICS								INTERCEPTIONS				FUMBLE RETURNS				PLAYOFFS			
Year	Tm	GP	GS	DT	ST	TT	KD	FF	QS	TFL	No	Yds	LG	TD	No	Yds	LG	TD	Year	Tm	GP	DT	
2021	BC	14	14	92	5	97	2	0	1	0	1	17	17	0	1	0	0	0	2022	BC	2	10	
2022	BC	18	16	89	7	96	3	3	0	6	0				2	38	38	0					
Totals		32	30	181	12	193	5	3	1	6	1	17	17	0	3	38	38	0					

**2023 CFL PLAYER PROFILES**

**PART 4 - OTHER CFL PLAYERS**

**WILLIAMS, Kobe** **2022: Calgary**  
**Born:** Nov 16/98 **College:** Arizona State **Career GP:** 12 **Hgt:** 5.10 **Pos:** DB  
**City:** Long Beach, CA **All-Star:** None **Career Starts:** 12 **Wgt:** 184 **CFL Yrs:** 2  
**Career:** Signed as a free agent by CGY on Feb 12/21. **Status:** A

REGULAR SEASON				DEFENSIVE STATISTICS								INTERCEPTIONS				FUMBLE RETURNS				PLAYOFFS			
Year	Tm	GP	GS	DT	ST	TT	KD	FF	QS	TFL	No	Yds	LG	TD	No	Yds	LG	TD	Year	Tm	GP	DT	
2021	CGY	1	1	2	0	2	0	0	0	0	0	0	0	0	0	0	0	0	2022	CGY	1	1	
2022	CGY	11	11	29	0	29	2	0	0	1	0	0	0	0	0	0	0	0					
<b>Totals</b>		<b>12</b>	<b>12</b>	<b>31</b>	<b>0</b>	<b>31</b>	<b>2</b>	<b>0</b>	<b>0</b>	<b>1</b>	<b>0</b>	<b>0</b>	<b>0</b>	<b>0</b>	<b>0</b>	<b>0</b>	<b>0</b>	<b>0</b>					

**WILLIAMS, Ucambre** **2022: Ottawa**  
**Born:** Aug 1/92 **College:** South Alabama **Career GP:** 74 **Hgt:** 6.03 **Pos:** OL  
**City:** Phenix City, AL **All-Star:** Div: 1 CFL: 0 **Career Starts:** 73 **Wgt:** 312 **CFL Yrs:** 6  
**Career:** Signed as a free agent by CGY on May 12/16. Signed as a free agent by OTT on Feb 8/22. **Status:** A

**REG SEAS** GP - CGY 2016: 3 (3), 2017: 18 (18), 2018: 15 (15), 2019: 16 (16), 2021: 11 (10), OTT 2022: 11 (11), Total: 74 (73)  
**PLAYOFFS** GP - CGY 2017: 1 (1), 2018: 1 (1), 2019: 1 (1), 2021: 1 (1). **GREY CUP** GP - CGY 2016: 1 (1), 2017: 1 (1), 2018: 1 (1). Total: 3 (3).

**WILLIAMS, Zack** **2022: Calgary**  
**Born:** March 2/97 **College:** Manitoba **Career GP:** 34 **Hgt:** 6.05 **Cdn Draft:** 2019 CGY **Pos:** OL  
**City:** Winnipeg, MB **All-Star:** None **Career Starts:** 31 **Wgt:** 305 **Rd 3, #28** **CFL Yrs:** 3  
**Career:** Selected by Calgary in the 2019 Canadian Draft. **Status:** N

**REG SEAS** GP - CGY 2019: 2 (0), 2021: 14 (13), 2022: 18 (18).  
**PLAYOFFS** GP - CGY 2021: 1 (1), 2022: 1 (1).

**WILSON, Kyle** **2022: Hamilton**  
**Born:** Nov 2/95 **College:** Arkansas State **Career GP:** 21 **Hgt:** 6.00 **Pos:** LB  
**City:** Wichita, KS **All-Star:** None **Career Starts:** 10 **Wgt:** 229 **CFL Yrs:** 2  
**Career:** Signed as a free agent by HAM on Jun 6/20. **Status:** A

REGULAR SEASON				DEFENSIVE STATISTICS								INTERCEPTIONS				FUMBLE RETURNS				PLAYOFFS			
Year	Tm	GP	GS	DT	ST	TT	KD	FF	QS	TFL	No	Yds	LG	TD	No	Yds	LG	TD	Year	Tm	GP	STT	
2021	HAM	4	0	4	3	7	0	0	0	0	0	0	0	0	0	0	0	0	2022	HAM	1	1	
2022	HAM	17	10	42	3	45	1	1	0	5	0	0	0	0	0	0	0	0					
<b>Totals</b>		<b>21</b>	<b>10</b>	<b>46</b>	<b>6</b>	<b>52</b>	<b>1</b>	<b>1</b>	<b>0</b>	<b>5</b>	<b>0</b>	<b>0</b>	<b>0</b>	<b>0</b>	<b>0</b>	<b>0</b>	<b>0</b>	<b>0</b>					

**WILSON, Kyrie** **2022: Winnipeg**  
**Born:** Nov 5/92 **College:** Fresno State **Career GP:** 35 **Hgt:** 6.01 **Pos:** LB  
**City:** Fresno, CA **All-Star:** None **Career Starts:** 29 **Wgt:** 221 **CFL Yrs:** 5  
**Career:** Signed as a free agent by WPG on Apr 19/17. **Status:** A

REGULAR SEASON				DEFENSIVE STATISTICS								INTERCEPTIONS				FUMBLE RETURNS				PLAYOFFS			
Year	Tm	GP	GS	DT	ST	TT	KD	FF	QS	TFL	No	Yds	LG	TD	No	Yds	LG	TD	Year	Tm	GP	DT	KD
2017	WPG	1	0	0	1	1	0	0	0	0	0	0	0	0	0	0	0	0	2019	WPG	2	1	1
2018	WPG	5	0	0	5	5	0	0	0	0	0	0	0	0	0	0	0	0	2021	WPG	1	2	1
2019	WPG	18	18	63	4	67	5	0	3	3	1	-1	0	3	22	22	1	0	<b>Totals</b>	<b>3</b>	<b>3</b>	<b>2</b>	
2021	WPG	7	7	16	0	16	3	0	0	4	0	0	0	0	0	0	0	0					
2022	WPG	4	4	17	1	18	1	0	1	1	0	0	0	0	0	0	0	0					
<b>Totals</b>		<b>35</b>	<b>29</b>	<b>96</b>	<b>11</b>	<b>107</b>	<b>9</b>	<b>0</b>	<b>4</b>	<b>8</b>	<b>1</b>	<b>-1</b>	<b>0</b>	<b>0</b>	<b>3</b>	<b>22</b>	<b>22</b>	<b>1</b>					

**GREY CUP** GP - WPG 2019: 1, 2021: 1. Def. Tackles - 2019: 5, 2021: 5. Tackles for Loss - 2021: 1. Interceptions - 2021: 1 for 0 yds

**WILSON, Raheem** **2022: Cgy-Mtl**  
**Born:** Oct 30/93 **College:** Southeastern Oklahoma State **Career GP:** 45 **Hgt:** 5.11 **Pos:** DB  
**City:** Desoto, TX **All-Star:** None **Career Starts:** 45 **Wgt:** 185 **CFL Yrs:** 3  
**Career:** Signed as a free agent by CGY on Apr 17/19. Released on Aug 2/22. Signed by MTL on Aug 15/22. **Status:** A

REGULAR SEASON				DEFENSIVE STATISTICS								INTERCEPTIONS				FUMBLE RETURNS				PLAYOFFS			
Year	Tm	GP	GS	DT	ST	TT	KD	FF	QS	TFL	No	Yds	LG	TD	No	Yds	LG	TD	Year	Tm	GP	DT	TFL
2019	CGY	18	18	36	1	37	8	1	0	0	2	23	17	0	0	0	0	0	2019	CGY	1	3	0
2021	CGY	14	14	52	1	53	5	0	0	4	1	1	0	0	0	0	0	0	2021	CGY	1	5	1
2022	CGY	6	6	19	0	19	2	0	0	1	0	0	0	0	0	0	0	0					
	MTL	7	7	20	0	20	2	0	0	2	0	0	0	0	0	0	0	0					
<b>Totals</b>		<b>45</b>	<b>45</b>	<b>127</b>	<b>2</b>	<b>129</b>	<b>17</b>	<b>1</b>	<b>0</b>	<b>7</b>	<b>3</b>	<b>24</b>	<b>17</b>	<b>0</b>	<b>0</b>	<b>0</b>	<b>0</b>	<b>0</b>	<b>Totals</b>	<b>2</b>	<b>8</b>	<b>1</b>	

**WOODMANSEY, Coulter** **2022: Hamilton**  
**Born:** Aug 1/97 **College:** Guelph **Career GP:** 24 **Hgt:** 6.05 **Cdn Draft:** 2020 HAM **Pos:** OL  
**City:** Toronto, ON **All-Star:** None **Career Starts:** 22 **Wgt:** 310 **Rd 1, #5** **CFL Yrs:** 2  
**Career:** Selected by Hamilton in the 2020 Canadian Draft. **Status:** N

**REG SEAS** GP - HAM 2021: 9 (7), 2022: 15 (15). **PLAYOFFS** GP - HAM 2021: 2 (2), 2022: 1 (1). **GREY CUP** GP - HAM 2021: 1 (1).



**WOODS III, Lawrence** **2022: Hamilton**  
**Born:** Apr 9/98 **College:** Truman State **Career GP:** 14 **Hgt:** 5.09 **Pos:** DB  
**City:** St. Louis, MO **All-Star:** None **Career Starts:** 1 **Wgt:** 180 **CFL Yrs:** 1  
**Career:** Signed as a free agent by HAM on Apr 21/22. In 2022 led CFL in Punt Return Avg (13.0) and generated 8 'Big Play' returns. **Status:** A

REGULAR SEASON		DEF STATS			PUNT RETURNS				K/O RETURNS				FGM RETURNS			FUMBLES									
Year	Tm	GP	GS	DT	ST	TT	No	Yds	Avg	LG	TD	30	No	Yds	Avg	LG	TD	40	No	Yds	LG	TD	30	No	Lst
2022	HAM	14	1	3	9	12	62	807	13.0	88	0	4	43	990	23.0	72	1	2	3	48	35	0	1	4	1

**WOODS, Josh** **2022: BC**  
**Born:** Jan 17/98 **College:** UCLA **Career GP:** 19 **Hgt:** 6.02 **Pos:** LB  
**City:** Ontario, CA **All-Star:** None **Career Starts:** 0 **Wgt:** 234 **CFL Yrs:** 2  
**Career:** Signed as a free agent by BC on Nov 11/21. **Status:** A

REGULAR SEASON		DEFENSIVE STATISTICS						INTERCEPTIONS				FUMBLE RETURNS				PLAYOFFS							
Year	Tm	GP	GS	DT	ST	TT	KD	FF	QS	TFL	No	Yds	LG	TD	No	Yds	LG	TD	Year	Tm	GP	DT	ST
2021	BC	2	0	1	0	1	0	0	0	0	0	0	0	0	0	0	0	0	2022	BC	2	6	2
2022	BC	17	0	23	12	35	1	0	2	1	0	0	0	0	0	0	0	0					
<b>Totals</b>		<b>19</b>	<b>0</b>	<b>24</b>	<b>12</b>	<b>36</b>	<b>1</b>	<b>0</b>	<b>2</b>	<b>1</b>	<b>0</b>	<b>0</b>	<b>0</b>	<b>0</b>	<b>0</b>	<b>0</b>	<b>0</b>	<b>0</b>					

**WYNN, Dylan** **2022: Hamilton**  
**Born:** Jun 1/93 **College:** Oregon State **Career GP:** 68 **Hgt:** 6.02 **Pos:** DL  
**City:** Concord, CA **All-Star:** Div: 3 CFL: 1 **Career Starts:** 65 **Wgt:** 283 **CFL Yrs:** 5  
**Career:** Signed as a free agent by TOR on May 24/17. Signed as a free agent by HAM on May 8/19. **Status:** A

REGULAR SEASON		DEFENSIVE STATISTICS						INTERCEPTIONS				FUMBLE RETURNS				PLAYOFFS										
Year	Tm	GP	GS	DT	ST	TT	KD	FF	QS	TFL	No	Yds	LG	TD	No	Yds	LG	TD	Year	Tm	GP	DT	KD	QS	FF	
2017	TOR	15	15	33	0	33	0	0	6	4	0	0	0	0	0	0	0	0	2017	TOR	1	0	1	0	0	0
2018	TOR	11	9	30	0	30	2	0	2	3	0	0	0	0	0	0	0	0	2019	HAM	1	5	0	0	0	0
2019	HAM	18	17	45	0	45	2	0	11	3	0	0	0	0	0	0	0	0	2021	HAM	2	4	0	2	2	2
2021	HAM	12	12	30	0	30	0	0	5	2	0	0	0	0	0	0	0	0								
2022	HAM	12	12	28	0	28	1	0	3	1	0	0	0	0	0	0	0	0								
<b>Totals</b>		<b>68</b>	<b>65</b>	<b>166</b>	<b>0</b>	<b>166</b>	<b>5</b>	<b>0</b>	<b>27</b>	<b>13</b>	<b>0</b>	<b>0</b>	<b>0</b>	<b>0</b>	<b>0</b>	<b>0</b>	<b>0</b>	<b>0</b>	<b>Totals</b>		<b>4</b>	<b>9</b>	<b>1</b>	<b>2</b>	<b>2</b>	

GREY CUP GP - TOR 2017: 1, HAM 2019: 1, HAM 2021: 1. Def. Tackles - 2019: 3, 2021: 2.

**ZAMORA, Jonathan** **2022: Tor-Cgy**  
**Born:** Oct 31/96 **College:** St. Francis Xavier **Career GP:** 11 **Hgt:** 6.03 **Cdn Draft:** 2020 CGY **Pos:** OL  
**City:** Toronto, ON **All-Star:** None **Career Starts:** 1 **Wgt:** 307 **Rd 3, #26** **CFL Yrs:** 2  
**Career:** Selected by Calgary in the 2020 Canadian Draft. Released on Sep 16/21. Signed by TOR on Nov 2/21. Released on Jul 2/22. Re-signed by CGY on Aug 2/22. Released on Nov 5/22. **Status:** N

REG SEAS GP - TOR 2021: 2 (1), TOR 2022: 2 (0), CGY 2022: 7 (0). **PLAYOFFS** GP - TOR 2021: 1 (0).

**OTHER PLAYERS (Minimal statistical data in 2022)**

Player	CFL PROFILE:							2022 GAMES / STATISTICS:															
	St	Pos	Hgt	Wgt	School	Birthdate	Hometown	Obtained:	Tm	GP	GS	DT	ST	KD	QS	INT	FR						
ABRAHAMS, Treshaun	N	DB	5.11	196	Calgary	Mar 31/97	Ajax, ON	2020 Draft	Rd 5, #38	OTT	0	0	0	0	0	0	0						
ALATORRE MONTOYA, Di.	N	OL	6.03	312	UBC	Aug 27/97	Mexico	2022 Draft	Rd 3, #27	SSK	1	0	0	0	0	0	0						
APPOLON, Wesly	N	LB	6.04	225	Tuskegee	Jul 26/96	Montreal, QC	2022 Draft	Rd 5, #39	EDM	1	0	0	0	0	0	0						
ARCHIBALD, Joshua	N	DL	6.03	258	McGill	Dec 04/97	Montreal, QC	2022 Draft	Rd 3, #23	BC	10	0	0	1	0	0	0						
AUTRY II, Lee	A	DL	6.02	305	Mississippi State	Jul 29/96	Albemarle, NC	Free Agent	Jun 21/21	HAM	2	2	2	0	1	0	0						
BEEKSMA, Jared	N	LB	6.02	220	Guelph	Jan 15/98	Cambridge, ON	2022 Draft	Rd 5, #46	HAM	6	0	1	4	0	0	0						
BINGHAM, Ronheen	A	DL	6.02	242	Arkansas State	Oct 21/95	Bennettsville, SC	Free Agent	Jul 29/21	HAM	3	0	1	0	1	0	0						
BRANCH, Marcellis	A	DB	5.11	195	Robert Morris	Jan 19/94	Homestead, FL	Free Agent	Feb 01/21	CGY	0	0	0	0	0	0	0						
BRINKMAN, Jared	A	DL	6.02	290	Northern Iowa	Feb 19/99	Iowa City, IA	Free Agent	Oct 28/22	TOR	1	0	2	0	0	0	0						
CIMANKINDA, Alain	N	DL	6.01	280	Guelph	Apr 05/96	Congo	2022 Draft	Rd 4, #35	SK-OT	2	0	0	0	0	0	0						
COE, Nick	A	DL	6.05	285	Auburn	Aug 12/97	Asheboro, NC	Free Agent	Feb 22/22	SK-ED	2	1	0	0	0	0	0						
COKER, Joshua	A	OL	6.02	305	Rhodes College	Nov 13/97	Chicago, IL	Free Agent	Jun 05/22	CGY	2	2	0	0	0	0	0						
COOPER, DeJuan	A	DB	6.03	224	South Dakota	Jun 01/99	Germantown, MD	Free Agent	Aug 28/22	WPG	5	0	0	1	0	0	0						
CRAWFORD, Tre'	A	DL	6.03	245	UAB	Sep 06/96	Houston, TX	Free Agent	Mar 23/22	HAM	3	2	5	0	0	1	0						
DAVIS, Ben	A	DL	6.04	236	Texas	Nov 12/97	Gordo, AL	Free Agent	May 10/22	SK-ED	2	0	4	2	0	0	0						
DETHIER, Vincent	N	DB	5.11	196	McGill	Jan 13/96	Montreal, QC	2020 Draft	Rd 5, #44	SSK	1	0	0	0	0	0	0						
DEMERY, D'Antne	A	OL	6.05	320	Florida Int'l	Sep 05/97	Brunswick, GA	Free Agent	May 24/21	FA	0	0	0	0	0	0	0						
DEVINE-SCOTT, Bailey	G	DB	6.01	200	W New England	Dec 27/99	Australia	2022 Global	Rd 3, #25	CGY	3	0	2	2	0	0	0						
ELLIS, Jabari	A	DL	6.03	290	South Carolina	Feb 10/98	Vance, SC	Free Agent	Oct 20/22	MTL	2	0	2	0	0	0	1						
EVANS, Nate	A	DB	6.01	241	Central Florida	Feb 27/98	Waggaman, LA	Free Agent	Aug 18/22	EDM	4	1	3	3	0	0	0						
FAYAD, Ali	A	DL	6.02	250	W Michigan	May 12/99	Dearborn, MI	Free Agent	Oct 06/22	TOR	4	1	4	1	0	1	0						
FIRLOTTE, Jacob	N	DB	6.03	217	Langley Rams Jr	May 29/96	Abbotsford, BC	2018 Draft	Rd 7, #58	BC	1	0	0	0	0	0	0						
FORTT, Omar	A	LB	6.01	216	Connecticut	Apr 03/98	Stamford, CT	Free Agent	Jul 16/22	BC	2	0	0	0	0	0	0						

OTHER PLAYERS (Minimal statistical data in 2022)

Player	CFL PROFILE:								2022 GAMES / STATISTICS:								
	St	Pos	Hgt	Wgt	School	Birthdate	Hometown	Obtained:	Tm	GP	GS	DT	ST	KD	QS	INT	FR
FOX, Miles	A	DL	6.01	297	Wake Forest	Jan 23/97	Lawrenceville, GA	Free Agent	May 21/22	BC	3	0	3	0	0	0	0
GARCIA, Antonio	A	OL	6.07	305	Troy	Dec 10/93	Houston, TX	Free Agent	Mar 13/22	EDM	1	1	0	0	0	0	0
GAY, Isaiah	A	DL	6.03	245	Illinois	Sep 17/99	Nashville, NC	Free Agent	Sep 07/22	BC	1	0	0	0	0	0	0
GENMARK HEATH, Jordan	G	LB	6.01	225	UCLA	Dec 16/97	Sweden	2022 Global	Rd 1, #5	SSK	2	0	0	0	0	0	0
GOMES, Ryan	G	LB	6.00	225	UDLAP (Mexico)	Apr 03/98	Pineville, NC	2022 Global	Rd 2, #12	CGY	1	0	0	0	0	0	0
GREENE, Adrian	N	DB	6.01	185	St. Mary's	Feb 15/99	Toronto, ON	2022 Draft	Rd 4, #32	BC	9	0	0	3	0	0	0
GUTHRIE, Jaylan	N	OL	6.03	315	Guelph	Aug 17/94	Scarborough, ON	2019 Draft	Rd 4, #37	EDM	1	0	0	0	0	0	0
HASSELL, J.T.	A	DB	5.11	200	Florida Tech	Aug 14/95	Titusville, FL	Free Agent	Sep 02/22	WPG	4	0	0	2	0	0	0
HOSKINS, Anthony	A	DB	6.03	188	Weber State	Dec 12/97	Oakland, CA	Free Agent	Feb 09/22	EDM	1	1	2	0	0	0	0
JONES, Tony	A	LB	6.02	235	Texas Tech	Aug 05/95	Casselberry, FL	Free Agent	Jun 05/22	EDM	2	0	2	2	0	0	0
KARAMOKO, Souleymane	G	DB	6.02	210	Laval	Jul 29/92	Ivory Coast	2022 Global	Rd 2, #13	WPG	2	0	0	1	0	0	0
KEMP, Brandon	A	OL	6.07	310	Valdosta State	Jan 18/97	Atlanta, GA	Free Agent	Sep 20/22	HAM	1	1	0	0	0	0	0
KENNEY, David	A	DL	6.02	250	Illinois State	Feb 06/95	Indianapolis, IN	Free Agent	Feb 28/22	SSK	1	0	2	0	0	0	0
KIELY, Will	A	DL	6.03	281	William & Mary	Sep 11/98	Downington, PA	Free Agent	May 05/22	OTT	4	0	2	0	0	0	0
KNIGHT, Deionte	N	DL	6.03	243	Western	Apr 07/99	Ajax, ON	2022 Draft	Rd 2, #11	TOR	4	1	2	0	0	0	0
KRAMER, Weston	A	DL	6.02	290	Indiana	Aug 04/98	Naperville, IL	Free Agent	May 12/22	SSK	2	0	2	0	0	0	0
LAVIGNE, Cedrick	N	DB	6.01	209	Carleton	Dec 24/97	Gatineau, QC	2022 Draft	Rd 7, #65	WPG	2	0	0	1	0	0	0
LUCIER-SOUTH, Kelsean	A	DL	6.04	235	UCLA	Mar 17/97	Santa Ana, CA	Free Agent	Jul 10/22	EDM	3	3	3	0	0	0	0
MACHINO, Tomoya	G	OL	6.05	314	Kyoto University	Mar 16/97	Japan	2021 Global	Rd 2, #15	WPG	3	0	0	0	0	0	0
MACK III, L.B.	A	LB	6.00	235	Rhode Island	Mar 15/98	Spring Valley, NY	Free Agent	May 03/22	WPG	6	1	5	1	0	1	0
MAKONZO, Ethan	N	DB	6.01	220	Montreal	Dec 19/95	Montreal, QC	2021 Draft	Rd 6, #46	EDM	4	0	0	1	0	0	0
MCKEVER, Pharoah	A	DL	6.06	260	Florida Int'l	Feb 04/94	Tabor City, NC	Free Agent	Jan 28/22	EDM	3	3	3	0	0	0	0
MCKNIGHT, Romeo	A	DL	6.04	250	UNC Charlotte	Mar 25/98	South Bend, IN	Free Agent	May 04/22	CGY	4	0	7	0	0	1	0
MCCLEOD, Julian	A	DL	6.03	285	Wagner	Jan 14/97	Miramar, FL	Free Agent	Feb 10/22	TOR	4	0	3	0	0	1	0
MOORE, Damontre	A	DL	6.04	260	Texas A&M	Sep 11/92	Rowlett, TX	Free Agent	Sep 23/22	TOR	1	0	0	0	0	0	0
MOTLEY, Parnell	A	DB	6.00	184	Oklahoma	Oct 28/97	Washington, DC	Free Agent	Oct 28/22	CGY	1	0	2	0	0	0	0
NELSON, Patrick	A	LB	6.00	216	So. Methodist	Oct 23/96	Chicago, IL	Free Agent	Jan 19/22	OTT	5	1	3	2	0	0	0
NOLL, Braydon	N	OL	6.06	297	Wilfrid Laurier	Jan 27/97	Orangeville, ON	2022 Draft	Rd 4, #35	TOR	1	0	0	0	0	0	0
OBINNA, George	A	DL	6.02	255	Sacramento St	Aug 23/96	Nigeria	Free Agent	Feb 24/22	CGY	2	0	2	0	0	0	0
OKONTA-WARISO, Simeon	G	DL	6.01	255	Derby	Nov 02/95	United Kingdom	2022 Global	Rd 2, #6	TOR	2	0	0	0	0	0	0
OLUMBA, Donovan	A	DB	6.03	178	Portland State	Sep 26/95	Tuscan, AZ	Free Agent	Jan 24/22	EDM	2	2	0	0	0	0	1
ONYEKA, Kosi	N	DB	6.00	195	Guelph	Oct 26/99	Brampton, ON	Free Agent	Feb 28/22	SSK	8	0	1	1	0	0	0
OSUJI, Uzoma	A	OL	6.06	292	Boise State	Mar 06/98	Coppell, TX	Free Agent	May 18/22	OTT	5	5	0	0	0	0	0
PACKER, Tyler	N	OL	6.06	315	Calgary	Jul 13/99	Calgary, AB	2021 Draft	Rd 6, #51	BC	2	0	0	0	0	0	0
PINCKNEY, Michael	A	LB	6.01	220	Miami	May 28/98	Miami, FL	Free Agent	Jul 16/21	SSK	0	0	0	0	0	0	0
POLITE, Jachai	A	DL	6.03	260	Florida	Mar 30/97	Daytona Be., FL	Free Agent	Feb 28/22	TO-ED	6	0	2	1	1	0	0
REAVIS, C.J.	A	DB	6.00	198	Marshall	Nov 27/95	Chester, VA	Free Agent	Apr 01/22	SSK	4	1	0	4	0	0	0
RENE, Patrice	N	DB	6.02	206	Rutgers	Nov 19/97	Ottawa, ON	2021 Draft	Rd 3, #21	WPG	1	0	0	0	0	0	0
RICE, Justin	A	DB	6.02	225	Utah State	Nov 15/97	Modesto, CA	Free Agent	Jul 23/22	SSK	3	0	0	1	0	0	0
RICHARDS, Jarek	N	LB	5.11	200	Saint Mary's	Nov 27/95	Montreal, QC	2021 Draft	Rd 4, #36	HAM	1	0	0	1	0	0	0
RICHARDSON, Kooper	A	OL	6.05	295	Sacramento St	May 09/98	Folsom, CA	Free Agent	May 02/22	SSK	6	6	1	0	0	0	0
ROSCOE, Cody	A	DL	6.01	255	Syracuse	Oct 21/98	Houston, TX	Free Agent	Oct 06/22	SSK	2	0	1	0	0	0	0
SCHAKEL, Josiah	N	LB	6.01	220	Alberta	Jan 19/99	Sherwood Park, AB	2022 Draft	Rd 2, #14	CGY	7	0	1	0	0	0	0
SEINET-SPAULDING, Andrew	N	DL	6.00	289	McGill	Jul 24/96	Pierrefonds, QC	2020 Draft	Rd 6, #52	CGY	0	0	0	0	0	0	0
SMITH, Shaq	A	LB	6.02	243	Maryland	Mar 26/97	High Point, NC	Free Agent	Feb 25/22	CGY	5	0	1	5	0	0	0
SONNIER, Malik	A	DB	6.02	205	Midwestern St	Dec 26/97	Houston, TX	Free Agent	May 18/22	EDM	5	5	14	0	0	0	0
SUNDERLAND, Will	A	DB	6.02	196	Troy	Sep 11/96	Midwest City, OK	Free Agent	Jan 25/22	HAM	1	1	1	0	0	0	0
TAYLOR, Jeawon	A	DB	6.02	190	Florida	Feb 05/98	Montgomery, AL	Free Agent	Feb 07/22	EDM	4	4	9	0	0	1	0
THORNTON, Hugh	A	OL	6.03	311	Illinois	Jun 28/91	Boise, ID	Free Agent	Apr 08/22	CGY	4	4	0	0	0	0	0
WILLIAMS, McKinley	A	DL	6.04	285	Syracuse	Mar 25/98	Miramar, FL	Free Agent	Oct 28/22	HAM	1	1	1	0	0	0	0
WITT, Tyler	A	OL	6.02	305	Purdue	Nov 17/97	Joliet, IL	Free Agent	Jun 14/22	WPG	1	0	0	0	0	0	0
YOUNG, Perry	A	LB	5.10	217	Cincinnati	Nov 10/97	Homewood, AL	Free Agent	Aug 17/22	CGY	3	0	1	3	0	0	0
YOUNG, Troy	A	LB	6.00	205	Arizona	Oct 23/98	Prichard, AL	Free Agent	May 11/22	OTT	5	0	0	3	0	0	0
ZERR, Noah	N	OL	6.07	330	Saskatchewan	Jul 02/98	Langenburg, SK	2022 Draft	Rd 2, #12	BC	4	0	0	0	0	0	0

CFL ROSTERS - HISTORICAL VIEWS

CFL GAME ROSTER SIZE - 1958 TO 2022			
YEARS	NO	YEARS	NO
1958 - 1960	28	1990 - 1995	37
1961 - 1961	29	1996 - 1997	36
1962 - 1967	30	1998 - 1998	36
1968 - 1976	32	1999 - 2001	39
1977 - 1979	33	2002 - 2005	40
1980 - 1985	34	2006 - 2013	42
1986 - 1986	35	2014 - 2018	44
1987 - 1987	34	2019 - 2022	45
1988 - 1989	36		

\* Number of players per team dressed for a game.

We have expanded the Retired Players Section to cover 2,425 individuals and offer their most relevant career statistics. The data is organized in five separate sub-sections by: Quarterback, Kickers, Running back-receivers, Defensive players and Offensive Lineman. This is so that we can provide specific statistical data in each column and organized alphabetically. In future Guides we will continue to add more players to this valuable history.

QUARTERBACKS Player	St	CFL CAREER: Teams			QB STARTS:					CFL CAREER PASSING STATISTICS:							Effic Yds Games:					
		Yrs	GP	Last	GS	W	L	T	Pct	Att	Com	Pct	Yards	Int	TD	LG	Rtg	TDI	Att	Max	300	
ADAM, Ron	N	Ssk	7	98	1960	3	1	2	0	.333	139	50	36.0	1,065	16	6	68	30.4	0.38	7.7	201	0
ADAMS, Joe	A	Ssk, Ott	3	30	1984	17	6	10	1	.353	740	391	52.8	5,342	30	31	88	73.3	1.03	7.2	483	7
ADAMS, Tony	A	Tor	2	20	1980	19	7	12	0	.368	466	280	60.1	3,231	24	13	68	68.9	0.54	6.9	378	2
ALBERT, Frankie	A	Cgy	1	14	1953	13	3	10	0	.231	225	104	46.2	1,568	16	12	84	57.8	0.75	7.0	289	0
ALLARD, Don	A	Ssk	3	21	1961	15	1	14	0	.067	401	180	44.9	2,665	37	17	71	42.9	0.46	6.6	275	0
ALLEN, Damon	A	Ed, Ot, Hm, Me, BC, To	23	370	2007	304	163	141	0	.536	9,138	5,158	56.4	72,381	278	394	109	83.8	1.42	7.9	490	65
ALLISON, Rodney	A	Tor	1	15	1978	1	0	1	0	.000	100	51	51.0	498	5	1	37	47.8	0.20	5.0	173	0
AMEDEE, Lynn	A	Edm	2	16	1964	16	3	13	0	.188	279	128	45.9	1,788	18	8	72	49.0	0.44	6.4	268	0
ANABO, Jon	A	Edm	2	11	1965	7	1	6	0	.143	145	65	44.8	803	8	5	46	51.0	0.63	5.5	202	0
ANDERSON, Dave	A	Cgy	1	10	1952	4	2	2	0	.500	143	64	44.8	1,350	12	17	85	83.4	1.42	9.4	346	1
ARCHER, David	A	Sac, Ott, Edm	5	82	1998	72	30	41	1	.417	2,434	1,388	57.0	20,671	71	120	105	89.3	1.69	8.5	489	30
ARNDT, Will	A	Ott	2	18	2019	3	0	3	0	.000	165	103	62.4	940	6	3	37	68.8	0.50	5.7	288	0
ARNOLD, Claude	A	Edm	3	29	1954	29	17	12	0	.586	414	225	54.3	3,469	26	19	0	71.4	0.73	8.4	281	0
AUSTIN, Kent	A	Ssk, BC, Tor, Wpg	10	148	1996	125	65	59	1	.520	4,700	2,709	57.6	36,030	191	198	107	79.2	1.04	7.7	558	48
BADAR, Rich	A	Wpg	2	10	1967	3	0	2	1	.000	74	28	37.8	364	7	2	29	23.7	0.29	4.9	109	0
BAILEY, Don	A	Ott, Cgy	2	6	1956	5	2	3	0	.400	83	22	26.5	664	6	7	80	55.5	1.17	8.0	321	1
BAKER, Terry	A	Edm	1	14	1967	2	2	0	0	1.000	36	23	63.9	344	2	1	74	81.3	0.50	9.6	184	0
BALLARD, Jim	A	Tor, Ssk	3	31	2002	4	2	2	0	.500	147	100	68.0	1,175	4	4	74	89.8	1.00	8.0	328	1
BANKS, Brad	A	Ott, Wpg, Mtl	5	56	2008	2	0	2	0	.000	179	98	54.7	1,195	10	9	85	69.0	0.90	6.7	317	1
BARKER, Jay	A	Tor	3	46	2000	16	6	10	0	.375	470	269	57.2	3,433	19	11	68	71.2	0.58	7.3	355	1
BARNES, Joe	A	Mtl, Ssk, Tor, Cgy	11	145	1986	79	42	34	3	.532	2,454	1,350	55.0	18,491	117	94	100	72.2	0.80	7.5	495	14
BARNES, Pat	A	Cgy, Wpg	3	39	2003	2	1	1	0	.500	96	47	49.0	647	2	4	62	76.2	2.00	6.7	259	0
BARRETT, Danny	A	Cgy, Tor, BC, Ott	14	163	1998	90	43	45	2	.478	3,078	1,656	53.8	23,419	93	135	83	80.7	1.45	7.6	601	27
BARTON, Greg	A	Tor	2	16	1972	4	0	4	0	.000	174	87	50.0	1,017	15	4	49	39.8	0.27	5.8	179	0
BECK, John	A	BC	2	28	2015	2	0	2	0	.000	120	69	57.5	785	4	9	55	88.4	2.25	6.5	207	0
BELDEN, Doug	A	Ssk	3	26	1952	4	1	3	0	.250	78	30	38.5	470	5	5	0	53.9	1.00	6.0	151	0
BELL, Dalton	A	Tor	4	54	2011	3	1	2	0	.333	164	89	54.3	1,073	13	4	48	49.7	0.31	6.5	229	0
BELL, Kerwin	A	Sac, Edm, Tor, Wpg	7	126	2001	74	38	36	0	.514	2,559	1,560	61.0	19,537	80	101	99	84.8	1.26	7.6	501	25
BENTRIM, Jeff	A	Ssk	4	42	1990	8	2	5	1	.250	353	167	47.3	2,017	26	8	78	42.2	0.31	5.7	208	0
BERRY, Lindy	A	Edm	2	14	1951	13	7	6	0	.538	254	129	50.8	2,201	20	10	100	60.8	0.50	8.7	490	1
BISHOP, Michael	A	Tor, Ssk, Wpg	9	129	2011	50	26	23	1	.520	1,492	760	50.9	11,774	76	66	86	70.9	0.87	7.9	411	9
BORK, George	A	Mtl	3	28	1967	18	9	9	0	.500	424	219	51.7	2,593	27	12	64	53.5	0.44	6.1	313	1
BRADY, Marcus	A	Tor, Ham, Mtl	7	107	2008	11	3	8	0	.273	469	246	52.5	3,321	16	15	78	71.7	0.94	7.1	300	1
BRIDGE, Brandon	N	Mtl, Ssk, BC	5	69	2019	6	3	3	0	.500	344	225	65.4	2,679	10	14	75	90.5	1.40	7.8	292	0
BRINK, Alex	A	Wpg, Mtl	4	70	2014	9	3	6	0	.333	459	259	56.4	2,834	15	13	55	70.7	0.87	6.2	326	2
BROCK, Dieter	A	Wpg, Ham	11	170	1984	141	78	60	3	.553	4,535	2,602	57.4	34,830	158	210	98	82.8	1.33	7.7	450	37
BRODHEAD, Bob	A	Ssk	1	8	1959	7	0	7	0	.000	129	62	48.1	762	15	4	47	28.6	0.27	5.9	234	0
BROHM, Brian	A	Ham, Wpg	3	35	2015	2	0	2	0	.000	154	90	58.4	907	5	0	54	61.8	0.00	5.9	219	0
BROTHERS, Paul	A	BC, Ott	5	73	1972	45	16	28	1	.356	1,032	516	50.0	7,332	75	36	82	54.7	0.48	7.1	325	1
BUCKLEY, Andrew	N	Cgy	2	36	2017	1	0	1	0	.000	44	33	75.0	326	1	1	60	93.6	1.00	7.4	120	0
BUNCE, Don	A	BC	1	15	1972	1	1	0	0		92	40	43.5	740	11	6	54	43.8	0.55	8.0	193	0
BURGESS, Tom	A	Ott, Ssk, Wpg	10	172	1995	119	53	65	1	.445	4,034	2,118	52.5	30,308	191	190	104	73.1	0.99	7.5	464	24
BURRIS, Henry	A	Cgy, Ssk, Ham, Ott	18	277	2016	229	118	108	3	.515	7,452	4,649	62.4	63,639	227	373	100	93.6	1.64	8.5	504	93
BUTLER, Ian	A	Ssk, Tor	6	86	2007	6	2	4	0	.333	242	130	53.7	1,832	13	8	80	67.0	0.62	7.6	303	1
BYNUM, Bill	A	Tor	1	13	1975	6	3	3	0	.500	161	87	54.0	923	6	2	38	59.6	0.33	5.7	162	0
CALCAGNI, Ron	A	Mtl, Ott	3	25	1981	3	0	3	0	.000	109	59	54.1	857	12	3	43	43.3	0.25	7.9	196	0
CALVILLO, Anthony	A	LV, Ham, Mtl	20	329	2013	277	167	110	0	.603	9,437	5,892	62.4	79,816	224	455	97	95.5	2.03	8.5	551	125
CAMPBELL, Scott	A	Ott	1	18	1992	0	0	0	0		66	39	59.1	438	1	2	28	82.8	2.00	6.6	141	0
CARAVATTA, Giulio	N	BC	8	114	1998	2	0	2	0	.000	111	54	48.6	690	2	2	45	67.0	1.00	6.2	166	0
CASALE, Mark	A	Tor	1	8	1985	4	1	3	0	.250	110	65	59.1	637	6	6	41	70.9	1.00	5.8	210	0
CASE, Jordan	A	Ott	3	30	1982	13	7	6	0	.538	381	238	62.5	2,943	13	25	60	94.0	1.92	7.7	243	0
CASSATA, Rick	A	Ssk, Wpg, Ott, BC, Ham	7	94	1976	39	20	17	2	.513	1,225	571	46.6	7,860	67	33	100	53.9	0.49	6.4	309	1
CATO, Rakeem	A	Mtl	2	30	2016	16	5	11	0	.313	432	296	68.5	3,570	11	17	65	96.1	1.55	8.3	317	2
CAWLEY, Mike	A	Ham, Ssk, Cgy	4	33	2000	3	1	2	0	.333	116	61	52.6	762	6	6	62	69.0	1.00	6.6	267	0
CHANG, Timmy	A	Ham, Wpg	2	22	2008	2	0	2	0	.000	90	42	46.7	467	7	1	71	33.9	0.14	5.2	92	0
CHASEY, Jim	A	Mtl, Tor	2	20	1972	4	2	2	0	.500	147	68	46.3	906	8	6	65	57.2	0.75	6.2	196	0
CLARK, Howard 'Rusty'	A	Edm, BC	2	26	1971	0	0	0	0		141	70	49.6	960	21	3	81	16.9	0.14	6.8	260	0
CLEMENTS, Chuck	A	Ott	1	18	2002	4	1	3	0	.250	126	68	54.0	821	5	1	78	60.3	0.20	6.5	244	0
CLEMENTS, Tom	A	Ott, Ham, Ssk, Wpg	12	182	1987	169	99	65	5	.586	4,657	2,808	60.3	39,041	214	252	105	86.2	1.18	8.4	474	38
CLINKSCALE, Ron	A	BC, Cgy	4	59	1958	5	1	4	0	.200	127	57	44.9	873	15	3	81	26.8	0.20	6.9	180	0
COBB, Robert	A	Shr	2	19	1995	3	0	3	0	.000	101	43	42.6	607	8	3	50	39.5	0.38	6.0	54	0
COLE, Vernon	A	Wpg, Mtl	2	14	1964	7	3	4	0	.429	102	48	47.1	774	6	4	81	61.5	0.67	7.6	198	0
COLEHOUR, Corey	A	Edm	2	23	1969	14	6	8	0	.429	330	182	55.2	2,256	20	10	48	61.4	0.50	6.8	324	1
CONGEMI, John	A	Tor, Ott, Bal	7	101	1994	16	10	6	0	.625	846	440	52.0	6,180	48	30	60	64.0	0.63	7.3	389	1

**CFL PLAYER CAREER STATISTICS ...**

**PART 5 - RETIRED PLAYERS - QUARTERBACKS**

QUARTERBACKS Player	St	CFL CAREER: Teams			QB STARTS:					CFL CAREER PASSING STATISTICS:							Effic Yds Games:					
		Yrs	GP	Last	GS	W	L	T	Pct	Att	Com	Pct	Yards	Int	TD	LG	Rtg	TDI	Att	Max	300	
CORBIN, Tony	A	BC, Cgy	1	18	2001	2	0	2	0	.000	95	51	53.7	762	6	4	67	68.0	0.67	8.0	275	0
COSENTINO, Frank	N	Ham, Edm, Tor	10	141	1969	41	20	19	2	.488	996	482	48.4	7,678	66	53	95	64.7	0.80	7.7	229	0
COWAN, Tim	A	BC, Tor	4	51	1986	5	5	0	0		378	184	48.7	2,659	26	21	57	61.8	0.81	7.0	386	3
CRAIN, Geoff	N	Wpg, Ott	3	34	1955	1	1	0	0	1.000	65	30	46.2	457	11	5	74	25.0	0.45	7.0	109	0
CRANDELL, Marcus	A	Edm, Cgy, Ssk	11	153	2008	64	25	39	0	.391	2,339	1,297	55.5	17,227	88	86	80	75.6	0.98	7.4	425	14
CROMPTON, Jonathan	A	Edm, Mtl	3	33	2015	13	9	4	0	.692	428	236	55.1	3,262	18	19	71	77.1	1.06	7.6	284	0
CROWDER, Eddie	A	Edm	1	4	1953	4	4	0	0	1.000	28	12	42.9	234	3	1	0	39.9	0.33	8.4	175	0
CROWLEY, Dan	A	Bal, Mtl, Edm, Ott	7	101	2003	20	5	15	0	.250	816	402	49.3	4,933	40	29	91	59.7	0.73	6.0	369	1
CURCILLO, Tony	A	Ham	4	34	1960	6	4	2	0	.667	173	89	51.4	1,839	25	18	80	63.7	0.72	10.6	467	3
DATTILIO, Gerry	N	Mtl, Cgy	11	161	1985	35	16	17	2	.457	1,271	697	54.8	9,952	79	53	86	68.4	0.67	7.8	427	9
DAY, Eagle	A	Wpg, Cgy, Tor	8	95	1966	89	55	32	2	.618	1,753	1,015	57.9	14,405	71	74	100	81.8	1.04	8.2	390	8
DEMARCO, Thomas	A	BC, Ott	4	62	2015	6	3	3	0	.500	233	124	53.2	1,559	11	11	46	70.4	1.00	6.7	301	1
DEWALT, Roy	A	BC, Wpg, Ott	9	139	1988	99	67	30	2	.677	3,130	1,803	57.6	24,147	96	132	90	83.5	1.38	7.7	504	24
DIAL, Benji	A	Wpg	2	23	1971	4	0	4	0	.000	130	60	46.2	849	10	3	63	43.4	0.30	6.5	215	0
DICK, Larry	A	Ssk	2	24	1979	2	1	1	0	.500	181	95	52.5	1,441	9	5	65	67.5	0.56	8.0	230	0
DICKENSON, Dave	A	Cgy, BC	10	143	2008	76	54	21	1	.711	2,421	1,635	67.5	22,913	51	154	103	110.2	3.02	9.5	509	32
DILLON, Todd	A	Ott, Ham	9	123	1994	38	8	30	0	.211	1,659	889	53.6	11,258	71	47	75	66.6	0.66	6.8	414	3
DIMITROFF, Tom	A	Ott	2	19	1958	14	7	7	0	.500	246	123	50.0	2,141	20	14	84	65.1	0.70	8.7	250	0
DINWIDDIE, Ryan	A	Wpg, Ssk	5	80	2011	6	2	4	0	.333	330	183	55.5	2,531	14	11	85	73.7	0.79	7.7	450	1
DOBBS, Glenn	A	Ssk, Ham	4	36	1954	32	13	19	0	.406	657	328	49.9	5,196	31	51	0	82.9	1.65	7.9	382	1
DOROW, Al	A	BC, Ssk, Tor	2	15	1959	14	5	9	0	.357	334	165	49.4	2,363	35	17	72	46.0	0.49	7.1	275	0
DOUCETTE, Gerry	N	Tor, Mtl	8	102	1961	13	5	8	0	.385	354	168	47.5	2,313	31	13	64	44.6	0.42	6.5	244	0
DOUGLAS, Karl	A	BC, Cgy	3	48	1975	5	1	3	1	.200	242	105	43.4	1,693	22	11	52	44.7	0.50	7.0	307	1
DUBLINSKI, Tom	A	Tor, Ham	5	36	1962	19	5	14	0	.263	619	351	56.7	5,354	52	43	79	73.5	0.83	8.6	411	5
DUNCAN, Maury	A	BC, Cgy	2	24	1958	14	3	10	1	.214	326	182	55.8	2,547	22	17	70	70.4	0.77	7.8	240	0
DUNCAN, Randy	A	BC	2	23	1960	23	12	11	0	.522	431	205	47.6	3,480	42	25	91	54.1	0.60	8.1	331	1
DUNIGAN, Matt	A	Ed, BC, To, Wp, Bh, Hm	14	194	1996	166	100	65	1	.602	5,476	3,057	55.8	43,857	211	303	89	84.4	1.44	8.0	713	62
DURANT, Darian	A	Ssk, Mtl	12	174	2017	128	61	66	1	.477	4,001	2,500	62.5	31,740	115	164	87	88.9	1.43	7.9	500	38
EAKIN, Kevin	A	Ham	2	22	2006	5	2	3	0	.400	162	82	50.6	1,127	11	6	80	57.3	0.55	7.0	407	1
EALEY, Chuck	A	Ham, Wpg, Tor	7	105	1978	90	44	44	2	.489	1,726	955	55.3	13,326	69	82	89	79.5	1.19	7.7	363	5
ECKMAN, John	A	Ham	2	28	1970	9	4	5	0	.444	238	124	52.1	1,908	26	10	83	47.4	0.38	8.0	371	1
ELLIOTT, Joey	A	Wpg, BC, Ott	5	48	2014	9	2	7	0	.222	374	217	58.0	2,634	15	7	72	69.3	0.47	7.0	406	2
ETCHEVERRY, Sam	A	Mtl	9	122	1960	122	64	57	1	.525	3,407	1,937	56.9	30,381	213	186	100	78.8	0.87	8.9	586	39
ETTER, Bill	A	Ham	3	31	1975	7	3	4	0	.429	189	114	60.3	1,501	9	5	46	74.4	0.56	7.9	280	0
EVANS, Johnny	A	Mtl, Edm	3	32	1984	17	3	14	0	.176	631	343	54.4	4,720	33	26	85	70.5	0.79	7.5	522	5
FALONEY, Bernie	A	Edm, Ham, Mtl, BC	12	156	1967	147	83	60	4	.565	2,876	1,493	51.9	24,264	201	151	96	68.9	0.75	8.4	406	7
FERRAGAMO, Vince	A	Mtl	1	13	1981	10	2	8	0	.200	342	175	51.2	2,182	25	7	67	47.7	0.28	6.4	353	2
FETERIK, Kevin	A	Cgy	3	39	2003	5	2	3	0	.400	187	119	63.6	1,497	7	6	55	83.6	0.86	8.0	255	0
FILCHOCK, Frank	A	Mtl, Edm, Ssk	3	41	1953	31	17	12	2	.548	374	208	55.6	3,311	20	37	79	96.0	1.85	8.9	261	0
FINKS, Jim	A	Cgy	1	7	1957	6	3	3	0	.500	125	63	50.4	799	10	6	67	53.4	0.60	6.4	233	0
FLEETWOOD, Marquel	A	Ott, Tor, Ham	4	53	1997	2	0	2	0	.000	125	58	46.4	625	7	2	44	43.6	0.29	5.0	103	0
FLUTIE, Doug	A	BC, Cgy, Tor	8	135	1997	126	94	32	0	.746	4,854	2,975	61.3	41,355	155	270	106	93.9	1.74	8.5	582	74
FODOR, Carl	A	Cgy	2	24	1988	2	2	0	0		143	56	39.2	809	12	1	46	25.7	0.08	5.7	291	0
FOGGIE, Rickey	A	BC, Tor, Ed, Mem, Hm	10	164	2002	43	20	22	1	.465	1,817	861	47.4	14,009	90	91	90	69.8	1.01	7.7	498	9
FRANKLIN, James	A	Edm, Tor	5	79	2019	15	4	11	0	.267	573	378	66.0	4,305	16	23	69	90.1	1.44	7.5	335	2
FUELL, Don	A	Tor, Mtl	3	34	1965	4	1	3	0	.250	132	57	43.2	772	9	8	39	54.2	0.89	5.8	211	0
FULTON, Charles	A	Edm	2	30	1969	10	5	5	0	.500	223	99	44.4	1,340	19	2	86	31.6	0.11	6.0	244	0
GABLER, Wally	A	Tor, Wpg, Ham	7	94	1972	67	25	39	3	.373	1,690	854	50.5	13,080	118	61	75	59.4	0.52	7.7	365	3
GALE, Mitchell	A	Tor, Ssk, BC, Wpg	6	57	2018	3	1	2	0	.333	158	88	55.7	1,050	3	4	89	76.7	1.33	6.6	354	1
GALES, Pete	A	Ham	4	19	1985	1	0	1	0	.000	67	27	40.3	396	2	1	80	52.8	0.50	5.9	216	0
GALIFFA, Arnie	A	BC, Tor	2	27	1956	25	8	17	0	.320	715	412	57.6	5,968	35	42	72	84.1	1.20	8.3	437	7
GARCIA, Jeff	A	Cgy	5	78	1998	61	42	19	0	.689	2,024	1,250	61.8	16,449	53	111	104	94.8	2.09	8.1	546	21
GARRIGUS, Carl	A	Ham	1	11	1955	3	2	1	0	.667	37	23	62.2	308	3	0	53	54.8	0.00	8.3	148	0
GARZA, Sammy	A	Wpg, Ott	7	88	1995	16	7	9	0	.438	678	354	52.2	4,948	28	29	66	73.1	1.04	7.3	448	4
GESSER, Jason	A	Cgy	1	14	2005	2	2	0	0	1.000	42	23	54.8	356	5	4	43	65.2	0.80	8.5	214	0
GETTY, Don	N	Edm	10	140	1965	37	17	19	1	.459	992	532	53.6	8,950	60	57	81	78.3	0.95	9.0	383	3
GIBBS, Norman	A	Wpg, Tor	3	16	1986	3	1	2	0	.333	85	47	55.3	547	4	0	37	55.4	0.00	6.4	140	0
GILL, Turner	A	Mtl	2	32	1985	28	12	15	1	.429	727	411	56.5	4,928	32	23	77	69.6	0.72	6.8	401	5
GLENN, Kevin	A	6 Teams (min. 1 GP)	18	304	2018	208	103	104	1	.495	6,434	4,068	63.2	52,867	207	293	101	90.8	1.42	8.2	506	53
GOLTZ, Justin	A	Wpg, Ssk	4	46	2014	5	1	4	0	.200	160	88	55.0	961	7	3	47	61.0	0.43	6.0	194	0
GONZALEZ, Dan	A	Mtl	2	28	2001	2	0	2	0	.000	85	51	60.0	572	6	1	37	54.6	0.17	6.7	194	0
GONZALEZ, Pete	A	Ham	2	36	2003	4	0	4	0	.000	150	67	44.7	999	7	4	81	56.5	0.57	6.7	154	0
GRAMLING, John	A	Ott	1	6	1954	6	1	5	0	.167	98	51	52.0	652	12	2	47	29.0	0.17	6.7	158	0
GRAVES, Marvin	A	Tor, Ham, Ssk, Mtl	6	72	2001	22	6	16	0	.273	749	395	52.7	5,717	35	34	78	73.5	0.97	7.6	381	1
GREENE, Nealon	A	Tor, Edm, Ssk, Mtl	9	142	2006	74	36	38	0	.486	2,018	1,192	59.1	14,518	56	78	100	82.6	1.39	7.2	373	6
GROSZ, Dave	A	Ssk	2	26	1962	12	4	7	1	.333	213	91	42.7	1,341	20	8	52	37.3	0.40	6.3	191	0
GUSTAFSON, Jerry	A	BC	1	10	1956	10	3	7	0	.300	178	79										

**CFL PLAYER CAREER STATISTICS ...**

**PART 5 - RETIRED PLAYERS - QUARTERBACKS**

QUARTERBACKS Player	St	CFL CAREER: Teams			QB STARTS:					CFL CAREER PASSING STATISTICS:							Effic					Yds			Games:	
		Yrs	GP	Last	GS	W	L	T	Pct	Att	Com	Pct	Yards	Int	TD	LG	Rtg	TDI	Att	Max	300					
HAM, Tracy	A	Edm, Tor, Bal, Mtl	13	215	1999	176	115	60	1	.653	4,943	2,670	54.0	40,534	164	284	85	86.6	1.73	8.2	442	34				
HARTMAN, Jack	A	Ssk	1	14	1950	13	6	7	0	.462	162	78	48.1	1,217	18	7	0	41.6	0.39	7.5	126	0				
HERRING, George	A	BC, Ssk	2	15	1959	11	0	11	0	.000	241	117	48.5	1,708	20	5	85	44.4	0.25	7.1	364	1				
HOBART, Ken	A	Ham, Ott	5	59	1990	23	12	11	0	.522	879	415	47.2	5,080	31	31	75	62.6	1.00	5.8	335	1				
HEATH, Stan	A	Ham, Cgy	5	43	1954	25	13	12	0	.520	277	131	47.3	2,024	19	18	95	65.0	0.95	7.3	270	0				
HENDRICKS, Bart	A	Edm	3	50	2004	0	0	0	0		59	33	55.9	495	3	0	69	62.5	0.00	8.4	92	0				
HOHENSEE, Mike	A	Tor	1	7	1985	0	0	0	0		84	37	44.0	571	7	3	71	44.3	0.43	6.8	238	0				
HOLLOWAY, Condredge	A	Ott, Tor, BC	13	181	1987	100	53	45	2	.530	3,013	1,710	56.8	25,193	94	155	80	88.4	1.65	8.4	461	22				
HUFNAGEL, John	A	Cgy, Ssk, Wpg	12	162	1987	81	31	46	4	.383	2,694	1,495	55.5	21,594	131	127	85	77.2	0.97	8.0	420	13				
ISAAC, Chris	A	Ott	2	27	1983	18	5	13	0	.278	465	240	51.6	3,979	28	22	96	71.4	0.79	8.6	471	5				
JACKSON, Jarious	A	BC, Tor	8	126	2012	26	16	10	0	.615	1,055	571	54.1	7,878	38	55	93	80.7	1.45	7.5	396	5				
JACKSON, Mark	A	Mtl, Tor, Wpg	6	71	1983	17	5	12	0	.294	621	345	55.6	4,373	25	22	87	72.8	0.88	7.0	351	1				
JACKSON, Russ	N	Ott	12	166	1969	137	85	47	5	.620	2,530	1,356	53.6	24,593	124	185	107	91.2	1.49	9.7	390	9				
JACKSON, Stanley	A	Mtl, Tor	5	56	2004	3	0	3	0	.000	124	68	54.8	900	6	3	49	65.9	0.50	7.3	207	0				
JACOBS, Jack	A	Wpg	5	74	1954	62	38	21	3	.613	1,330	709	53.3	11,094	53	104	100	90.7	1.96	8.3	369	11				
JOHNSON, Ken	A	Cgy, Mtl	5	57	1982	46	28	18	0	.609	1,247	718	57.6	9,637	43	63	105	84.7	1.47	7.7	393	7				
JOHNSON, Mike	A	BC, Shr	3	29	1995	9	4	5	0	.444	400	172	43.0	2,615	20	13	76	55.2	0.65	6.5	311	1				
JOHNSON, Rick	A	Cgy, Tor	5	48	1989	36	16	20	0	.444	1,147	549	47.9	7,600	66	49	73	59.8	0.74	6.6	406	5				
JOHNSON, Ron	A	Tor, Wpg	1	16	1970	6	1	5	0	.167	154	73	47.4	805	9	5	30	49.8	0.56	5.2	248	0				
JONAS, Don	A	Tor, Wpg, Ham	5	77	1974	63	28	33	2	.444	1,930	997	51.7	15,064	130	98	103	66.5	0.75	7.8	450	16				
JONES, Jimmy	A	Mtl, Ham, Ott	8	110	1979	80	35	42	3	.438	1,721	950	55.2	12,405	84	72	76	71.7	0.86	7.2	273	0				
JONES, Khari	A	BC, Wpg, Cgy, Ham	8	130	2005	77	45	31	1	.584	2,648	1,513	57.1	21,383	104	145	83	85.2	1.39	8.1	462	29				
JONES, Shawn	A	Bal	3	37	1995	1	1	0	0		102	50	49.0	700	6	4	39	60.1	0.67	6.9	198	0				
JONES, Terrence	A	Cgy, Ott, Shr	7	92	1995	18	4	14	0	.222	524	234	44.7	3,631	37	12	61	46.4	0.32	6.9	257	0				
JONES, Tommy	A	Cgy	2	19	2004	5	1	4	0	.200	182	94	51.6	1,237	10	7	62	63.4	0.70	6.8	284	0				
JONES, Warren	A	Edm, Ssk	7	111	1996	29	13	16	0	.448	1,102	633	57.4	7,687	36	40	77	77.5	1.11	7.0	351	1				
JORDAN, Homer	A	Ssk, Wpg	4	44	1986	10	4	6	0	.400	535	297	55.5	4,169	26	21	71	73.6	0.81	7.8	375	3				
JOSEPH, Kerry	A	Ott, Ssk, Tor, Edm	12	179	2014	111	45	66	0	.405	3,532	2,061	58.4	28,097	126	148	95	83.0	1.17	8.0	436	34				
JUSDANIS, Larry	N	Ham	2	14	1997	1	0	1	0	.000	76	34	44.7	497	7	3	32	41.4	0.43	6.5	200	0				
JYLES, Steven	A	Edm, Ssk, Wpg, Tor	7	114	2012	28	11	17	0	.393	908	541	59.6	7,075	35	37	81	81.7	1.06	7.8	349	2				
KAPP, Joe	A	Cgy, BC	8	123	1966	123	55	61	7	.447	2,709	1,476	54.5	22,725	129	136	106	79.3	1.05	8.4	433	8				
KEELEY, Earl	N	BC	6	54	1963	1	0	1	0	.000	58	33	56.9	423	8	3	53	39.7	0.38	7.3	99	0				
KEELING, Jerry	A	Cgy, Ott, Ham	15	229	1975	104	53	48	3	.510	2,477	1,302	52.6	18,239	158	119	109	66.0	0.75	7.4	378	7				
KEITHLEY, Gary	A	BC, Cgy	2	30	1978	1	0	1	0	.000	130	67	51.5	788	8	5	78	57.5	0.63	6.1	254	0				
KEMP, Jimmy	A	Sac, Mtl, Ssk, Edm, Tor	8	131	2001	42	17	25	0	.405	1,490	831	55.8	11,383	79	61	74	71.9	0.77	7.6	410	5				
KENNEDY, Darnell	A	Cgy, Ott	5	73	2006	4	1	3	0	.250	152	75	49.3	986	6	6	71	66.9	1.00	6.5	226	0				
KERBOW, Randy	A	Edm	4	55	1968	18	7	10	1	.389	344	166	48.3	2,546	28	8	62	47.0	0.29	7.4	228	0				
KERRIGAN, Mike	A	Ham, Tor	11	154	1996	83	35	47	1	.422	2,870	1,534	53.4	21,714	163	126	77	69.1	0.77	7.6	467	22				
KESSEL, Phil	A	Cgy	1	9	1982	0	0	0	0		56	30	53.6	399	4	4	74	70.5	1.00	7.1	226	0				
KILGORE, Logan	A	Tor, Ham, Edm	4	43	2019	8	3	5	0	.375	288	177	61.5	1,927	19	8	62	62.9	0.42	6.7	322	2				
KIMBROUGH, Tony	A	Ott, BC	4	56	1992	9	0	9	0	.000	410	192	46.8	2,946	14	17	56	70.6	1.21	7.2	456	2				
KLINGLER, Jimmy	A	Bhm	1	18	1995	2	1	1	0	.500	98	47	48.0	645	7	4	96	53.3	0.57	6.6	219	0				
KLOSTERMAN, Don	A	Cgy	2	24	1956	22	6	16	0	.273	456	251	55.0	3,803	35	18	104	63.9	0.51	8.3	434	1				
KNIGHT, Harry	A	Wpg	4	40	1978	2	0	2	0	.000	138	72	52.2	907	7	3	39	59.1	0.43	6.6	297	0				
KNOX, Ronnie	A	Ham, Cgy, Tor	3	26	1959	17	6	11	0	.353	499	274	54.9	3,802	34	20	86	64.6	0.59	7.6	522	2				
KOPP, Troy	A	Wpg, Cgy	3	40	2000	9	2	7	0	.222	315	159	50.5	2,268	22	6	62	51.4	0.27	7.2	339	1				
KRAMER, Erik	A	Cgy	1	6	1988	5	1	4	0	.200	153	62	40.5	964	13	5	62	37.6	0.38	6.3	264	0				
LANCASTER, Ron	A	Ott, Ssk	19	288	1978	257	158	92	7	.615	6,233	3,384	54.3	50,535	396	333	102	72.4	0.84	8.1	403	25				
LAWRENCE, Larry	A	Cgy, Edm, Mtl	3	32	1978	9	3	6	0	.333	314	152	48.4	2,114	25	8	58	45.8	0.32	6.7	281	0				
LEAKE, Buddy	A	Wpg	4	39	1958	14	5	9	0	.357	311	139	44.7	2,278	30	8	75	38.2	0.27	7.3	267	0				
LEBARON, Eddie	A	Cgy	1	15	1954	14	7	7	0	.500	251	116	46.2	1,815	24	8	79	41.5	0.33	7.2	286	0				
LEDBETTER, Cody	A	Edm, Ham	5	79	2001	2	0	2	0	.000	208	94	45.2	1,245	10	7	49	55.9	0.70	6.0	153	0				
LEDYARD, Hal	A	Ott, Wpg, Ssk	8	108	1965	30	14	16	0	.467	1,057	512	48.4	8,625	77	50	93	61.9	0.65	8.2	401	4				
LEFEVOUR, Dan	A	Ham, Mtl, Tor, Wpg	6	72	2017	8	3	5	0	.375	351	235	67.0	2,620	14	11	82	82.8	0.79	7.5	361	2				
LEFORS, Stefan	A	Edm, Wpg	3	45	2009	9	1	8	0	.111	273	152	55.7	1,661	11	8	54	66.8	0.73	6.1	412	1				
LEMMERMAN, Bruce	A	Edm, Ham	10	99	1980	47	29	16	2	.617	1,495	816	54.6	10,522	83	63	97	67.8	0.76	7.0	307	1				
LEMON, Cleo	A	Tor	2	26	2011	25	11	14	0	.440	680	430	63.2	5,069	23	22	69	82.5	0.96	7.5	368	3				
LEWIS, Walter	A	Mtl	1	11	1986	4	0	4	0	.000	134	65	48.5	833	8	3	47	51.0	0.38	6.2	235	0				
LINDLEY, Ryan	A	Ott	1	18	2017	2	0	2	0	.000	81	40	49.4	391	3	1	26	52.0	0.33	4.8	164	0				
LINDSEY, Jim	A	Cgy, Tor	4	59	1974	7	1	5	1	.143	500	242	48.4	3,178	47	17	57	41.1	0.36	6.4	251	0				
LISKE, Peter	A	Tor, Cgy, BC	7	105	1975	89	43	46	0	.483	2,571	1,449	56.4	21,266	133	130	104	78.8	0.98	8.3	553	25				
LONGLEY, Clint	A	Tor	1	6	1977	1	0	1	0	.000	56	30	53.6	373	6	2	45	41.7	0.33	6.7	207	0				
LULAY, Travis	A	BC	10	144	2018	81	48	33	0	.593	2,613	1,658	63.5	21,352	75	127	100	93.2	1.69	8.2	436	19				
MAAS, Jason	A	Edm, Ham, Mtl	11	198	2010	62	26	36	0	.419	2,055	1,256	61.1	17,126	64	81	102	87.9	1.27	8.3	540	20				
MACIAS, Jay	A	Ott	1	18	1995	3	1	2	0	.333	128	58	45.3	881	7	2	72	50.9	0.29	6.9	248	0				
MANUCCI, Dan	A	Tor	1	6	1981	2	0	2	0	.000	68	23	33.8	261	6	1	50	14.4	0.17	3.8	94	0				
MANZIEL, Johnny	A	Mtl, Ham	1	16	2018	8	2	6	0																	



**CFL PLAYER CAREER STATISTICS ...**

**PART 5 - RETIRED PLAYERS - QUARTERBACKS**

QUARTERBACKS		CFL CAREER:				QB STARTS:					CFL CAREER PASSING STATISTICS:							Effic Yds Games:				
Player	St	Teams	Yrs	GP	Last	GS	W	L	T	Pct	Att	Com	Pct	Yards	Int	TD	LG	Rtg	TDI	Att	Max	300
MARTIN, Tee	A	Wpg	2	25	2005	3	0	3	0	.000	95	40	42.1	458	4	1	37	43.2	0.25	4.8	142	0
MARVE, Robert	A	Wpg	2	28	2015	2	0	2	0	.000	77	45	58.4	486	4	2	56	64.1	0.50	6.3	203	0
MASON, Kevin	A	Ssk, Wpg, Edm	4	39	1999	12	5	7	0	.417	490	250	51.0	3,415	31	16	95	58.2	0.52	7.0	305	1
MATHEWS, Jeff	A	Ham, Tor, Mtl	4	43	2018	7	2	5	0	.286	265	173	65.3	2,122	10	8	87	84.2	0.80	8.0	385	1
MATTINGLY, Randy	A	Ssk, Ham	3	35	1976	1	0	1	0	.000	124	61	49.2	812	12	5	55	43.5	0.42	6.5	241	0
MAZUR, John	A	BC	1	12	1954	10	1	9	0	.100	128	54	42.2	645	10	2	0	30.9	0.20	5.0	196	0
McCANT, Keithen	A	Wpg, BC	3	38	1995	6	4	2	0	.667	215	117	54.4	1,508	13	12	67	70.1	0.92	7.0	326	2
McCOY, Mike	A	Cgy	1	14	1999	5	3	2	0	.600	183	117	63.9	1,669	2	10	64	107.0	5.00	9.1	318	1
McDOUGAL, Kevin	A	Wpg	3	27	1997	11	3	8	0	.273	327	185	56.6	2,356	16	9	82	68.0	0.56	7.2	294	0
MCHAN, Lamar	A	Tor	1	2	1965	2	0	2	0	.000	34	12	35.3	200	0	1	50	65.8		5.9	200	0
MCJUNKINS, Prince	A	Ott	2	14	1984	2	0	2	0	.000	79	35	44.3	458	6	3	44	44.2	0.50	5.8	107	0
McMANUS, Danny	A	Wp, BC, Ed, Hm, Cg	17	298	2006	191	103	86	2	.539	6,689	3,640	54.4	53,255	281	259	92	76.0	0.92	8.0	525	63
McMILLAN, Jim	A	Ham, Ssk, Cgy	1	16	1975	4	1	3	0	.250	155	64	41.3	868	17	6	53	27.0	0.35	5.6	318	1
MCPHERSON, Adrian	A	Mtl, Tor	7	101	2016	5	2	3	0	.400	251	149	59.4	1,520	6	11	43	81.4	1.83	6.1	238	0
MCPHERSON, Don	A	Ham	4	65	1994	13	6	7	0	.462	497	211	42.5	3,248	28	14	82	50.6	0.50	6.5	385	3
MILANOVICH, Scott	A	Cgy	1	10	2003	2	0	2	0	.000	72	40	55.6	521	7	1	55	42.7	0.14	7.2	278	0
MIRA, George	A	Mtl, Tor	3	25	1977	15	8	7	0	.533	327	157	48.0	2,291	23	19	64	61.3	0.83	7.0	261	0
MOON, Warren	A	Edm	6	94	1983	59	41	17	1	.695	2,382	1,369	57.5	21,228	77	144	91	93.8	1.87	8.9	555	24
MOORE, Shawn	A	Cgy, Ott, Wpg	1	19	1995	4	0	4	0	.000	150	74	49.3	1,002	7	4	52	60.5	0.57	6.7	230	0
MOORHEAD, Don	A	BC	5	69	1975	52	20	30	2	.385	1,134	602	53.1	8,689	58	42	92	69.3	0.72	7.7	396	2
MUECKE, Tom	A	Wpg, Edm, Shr	7	91	1994	11	5	6	0	.455	612	311	50.8	4,298	30	33	68	71.2	1.10	7.0	352	2
NEISWANDER, Josh	A	Mtl	2	36	2013	5	3	2	0	.600	192	108	56.3	1,311	9	9	62	73.5	1.00	6.8	294	0
NICHOLS, Matt	A	Edm, Wpg, Ott	9	120	2021	77	46	31	0	.597	2,469	1,645	66.6	18,907	63	108	95	93.5	1.71	7.7	390	15
NOTT, Mike	A	Ssk, BC	3	15	1980	1	1	0	0	1.000	85	40	47.1	829	6	5	106	72.1	0.83	9.8	338	1
NUSSMEIER, Doug	A	BC	1	18	2000	0	0	0	0		94	54	57.4	768	2	6	41	96.4	3.00	8.2	178	0
O'BRIEN, Danny	A	Ott, Edm, BC	6	99	2019	2	0	2	0	.000	175	100	57.1	1,045	10	3	77	56.5	0.30	6.0	171	0
OHLER, Peter	N	BC	5	56	1969	7	2	5	0	.286	198	115	58.1	1,307	16	4	62	51.1	0.25	6.6	215	0
PAOPAO, Joe	A	BC, Ssk, Ott	11	138	1990	94	38	54	2	.404	3,008	1,721	57.2	22,474	157	117	94	72.1	0.75	7.5	438	16
PARILLI, Babe	A	Ott	1	6	1959	0	0	0	0		52	23	44.2	373	4	4	55	62.4	1.00	7.2	127	0
PARKER, Jackie	A	Edm, Tor, BC	13	177	1968	123	75	46	2	.610	2,061	1,089	52.8	16,476	123	88	85	68.8	0.72	8.0	333	1
PASSANDER, Tony	A	Mtl	1	14	1970	0	0	0	0		102	49	48.0	664	5	3	59	58.6	0.60	6.5	140	0
PATTERSON, Lloyd	A	Ssk	1	9	1979	6	1	5	0	.167	113	40	35.4	533	12	1	70	9.9	0.08	4.7	145	0
PETROW, Pete	N	Wpg	3	30	1951	5	2	3	0	.400	104	35	33.7	562	11	6	0	27.8	0.55	5.4	185	0
PICKETT, Cody	A	Tor	4	45	2010	9	1	8	0	.111	339	208	61.4	2,163	5	4	62	77.6	0.80	6.4	326	2
PIERCE, Buck	A	BC, Wpg	9	130	2013	67	36	30	1	.537	1,869	1,200	64.2	15,289	63	76	92	89.2	1.21	8.2	406	11
PISARCIK, Joe	A	Cgy	3	43	1976	26	8	17	1	.308	651	364	55.9	4,467	27	25	62	72.8	0.93	6.9	300	1
PLOEN, Kenny	A	Wpg	11	158	1967	135	82	52	1	.607	1,916	1,084	56.6	16,470	106	119	96	82.7	1.12	8.6	321	1
PORRAS, Tom	A	Ham, Cgy, Tor	9	108	1994	20	9	11	0	.450	1,026	557	54.3	7,545	50	43	88	71.6	0.86	7.4	460	4
PORTER, Quinton	A	Ham	5	89	2012	17	6	11	0	.353	562	358	63.7	4,095	18	21	86	84.6	1.17	7.3	429	2
PRINTERS, Casey	A	BC, Ham	7	92	2010	47	20	27	0	.426	1,373	821	59.8	11,652	38	64	102	91.3	1.68	8.5	495	14
PTACEK, Bob	A	Ssk	6	75	1965	30	12	15	3	.400	525	299	57.0	4,647	35	25	104	74.5	0.71	8.9	328	2
QUARLES, Bernard	A	Cgy, Ott, Ssk	4	58	1986	19	8	11	0	.421	802	430	53.6	6,489	40	30	86	72.2	0.75	8.1	437	4
QUINN, Mike	A	Wpg	1	7	2006	2	0	2	0	.000	62	33	53.2	355	5	3	34	52.8	0.60	5.7	147	0
RABB, Warren	A	Mtl	1	7	1963	6	2	4	0	.333	103	47	45.6	723	7	5	52	57.2	0.71	7.0	191	0
RAE, Mike	A	Tor	3	41	1975	22	6	14	2	.273	497	251	50.5	3,575	30	21	80	63.1	0.70	7.2	280	0
RANSOM, Brian	A	Mtl	1	18	1986	12	4	8	0	.333	494	247	50.0	3,204	25	9	74	55.8	0.36	6.5	295	0
RAY, Ricky	A	Edm, Tor	16	235	2018	219	112	106	1	.511	7,303	4,982	68.2	60,736	177	324	105	98.3	1.83	8.3	506	91
REDELL, Bill	A	Edm, Ham, Cgy	6	85	1969	19	5	14	0	.263	447	268	60.0	3,598	30	16	88	69.6	0.53	8.0	344	2
REED, Matthew	A	Tor, Cgy	3	33	1978	5	3	2	0	.600	303	133	43.9	1,945	18	11	82	52.8	0.61	6.4	213	0
REEVES, Ron	A	Mtl	1	7	1983	4	1	3	0	.250	155	75	48.4	999	10	7	82	57.4	0.70	6.4	286	0
REILLY, Michael	A	BC, Edm	11	168	2021	124	63	61	0	.508	4,134	2,772	67.1	34,805	105	181	108	97.1	1.72	8.4	511	54
RENFROE, Gilbert	A	Ott, Tor, Cgy, BC	7	66	1994	42	22	20	0	.524	1,296	657	50.7	9,141	55	48	78	68.4	0.87	7.1	418	6
ROOT, Jim	A	Ott	1	8	1954	7	1	6	0	.143	137	60	43.8	835	15	3	87	25.7	0.20	6.1	163	0
ROSEBOROUGH, Barry	N	Wpg	3	36	1958	0	0	0	0		72	33	45.8	526	8	3	68	38.3	0.38	7.3	117	0
ROSENBAUGH, Timm	A	Ham	1	11	1994	10	3	7	0	.300	294	155	52.7	2,046	10	10	69	72.2	1.00	7.0	302	1
ROTE, Tobin	A	Tor	3	41	1962	40	21	18	1	.525	1,187	663	55.9	9,872	58	66	108	81.5	1.14	8.3	524	10
ROZANTZ, Tom	A	Ham, Ssk	2	20	1981	2	0	2	0	.000	108	50	46.3	737	6	5	55	61.4	0.83	6.8	276	0
RUBLEY, T.J.	A	Ham, Wpg	1	16	1998	11	1	10	0	.091	257	148	57.6	1,575	12	4	49	61.3	0.33	6.1	293	0
RYLANCE, Heath	A	Ssk	4	33	1999	2	0	2	0	.000	121	58	47.9	919	5	1	79	59.2	0.20	7.6	184	0
SALISBURY, Sean	A	Wpg	2	24	1989	24	11	13	0	.458	797	393	49.3	5,615	31	37	94	71.8	1.19	7.0	454	6
SALTZ, Lee	A	Wpg, Ham	3	18	1993	2	1	1	0	.500	133	61	45.9	836	9	4	64	48.3	0.44	6.3	281	0
SAMPSON, Oteman	A	Cgy, Tor, Ott	3	45	2002	2	0	1	1	.000	109	63	57.8	593	3	1	37	64.5	0.33	5.4	183	0
SANDERS, Danny	A	Ssk	2	9	1980	5	1	4	0	.200	190	86	45.3	1,314	14	6	53	48.4	0.43	6.9	303	1
SANKEY, Ben	A	Cgy	6	75	2008	10	3	7	0	.300	328	208	63.4	2,818	9	22	50	101.7	2.44	8.6	339	3
SARETTE, Dave	A	Ssk	1	13	1962	3	1	2	0	.333	50	18	36.0	250	5	1	34	17.9	0.20	5.0	93	0
SARKISIAN, Steve	A	Ssk	3	39	1999	10	2	8	0	.200	382	217	56.8	2,904	25	20	69	71.3	0.80	7.6	303	1
SCARBATH, Jack	A	Ott	1	7	1955	7	1	6	0	.143	156	74	47.4	1,204	16	6	63	43.9	0.38	7.7	257	0
SCHLICHTER, Art	A	Ott	1	8	1988	3	0	3	0	.000	89</											



CFL PLAYER CAREER STATISTICS ...

PART 5 - RETIRED PLAYERS - QUARTERBACKS

QUARTERBACKS Player	St	CFL CAREER:			QB STARTS:					CFL CAREER PASSING STATISTICS:							Effic Yds Games:					
		Teams	Yrs	GP Last	GS	W	L	T	Pct	Att	Com	Pct	Yards	Int	TD	LG	Rtg	TDI	Att	Max	300	
SHERMAN, Tom	A	Cgy	1	7	1976	3	0	3	0	.000	116	59	50.9	596	4	3	58	60.1	0.75	5.1	112	0
SHUMAN, Tom	A	Ham, Mtl	3	34	1978	3	1	2	0	.333	218	89	40.8	1,253	13	5	57	42.9	0.38	5.7	191	0
SLACK, Reggie	A	Tor, Hm, Bhm, Wp, Sk	9	116	2003	68	25	43	0	.368	2,188	1,241	56.7	16,173	75	84	86	78.7	1.12	7.4	444	11
SMITH, Akili	A	Cgy	1	14	2007	2	0	2	0	.000	47	22	46.8	219	5	0	21	16.2	0.00	4.7	68	0
SMITH, Brett	A	Ssk	1	18	2015	8	1	7	0	.125	224	142	63.4	1,822	9	15	79	94.4	1.67	8.1	298	0
SMITH, Ed	A	Ham	1	16	1979	7	1	6	0	.143	140	61	43.6	794	14	4	53	29.9	0.29	5.7	172	0
SMITH, Keith	A	Ssk, Cgy	2	21	2003	6	1	5	0	.167	157	75	47.8	1,008	9	4	58	53.3	0.44	6.4	292	0
SMITH, Troy	A	Mtl	2	17	2014	9	3	6	0	.333	288	143	49.7	1,873	9	13	71	72.6	1.44	6.5	340	2
SONGIN, Ed 'Butch'	A	Ham	2	23	1954	23	14	9	0	.609	340	187	55.0	2,500	29	29	82	71.4	1.00	7.4	305	1
SOUZA, Michael	A	Cgy	1	18	2004	1	0	1	0	.000	66	33	50.0	425	3	0	44	51.6	0.00	6.4	251	0
SPAITH, Keith	A	Cgy	7	93	1954	33	8	24	1	.242	809	391	48.3	6,017	57	22	66	53.1	0.39	7.4	341	2
STARKEY, Kevin	A	Ott, Mtl	3	28	1983	5	1	3	1	.200	242	121	50.0	1,636	20	8	58	48.5	0.40	6.8	276	0
STEPHENS, Sandy	A	Mtl, Tor	2	24	1963	21	6	12	3	.286	408	198	48.5	2,823	38	22	67	50.5	0.58	6.9	294	0
STEVENS, Mark	A	Mtl	2	20	1986	0	0	0	0		79	39	49.4	484	5	2	75	50.8	0.40	6.1	143	0
SUNSERI, Tino	A	Ssk	3	44	2015	4	1	3	0	.250	167	104	62.3	1,368	4	6	66	90.1	1.50	8.2	289	0
SYME, Dave	N	Edm, Ssk	4	45	1976	0	0	0	0		115	58	50.4	925	10	3	82	50.1	0.30	8.0	232	0
TAFRALIS, Adam	A	Ham	3	39	2010	0	0	0	0		57	30	52.6	358	1	4	37	88.2	4.00	6.3	197	0
TAGGE, Jerry	A	BC	3	40	1979	39	23	13	3	.590	989	564	57.0	7,052	38	32	77	74.1	0.84	7.1	430	2
TATE, Drew	A	Cgy, Ott, Ssk	10	147	2018	15	11	4	0	.733	615	410	66.7	5,008	16	35	70	99.7	2.19	8.1	333	1
TAYLOR, Brad	A	Edm, Ott	3	27	1987	0	0	0	0		73	31	42.5	517	4	0	67	44.1	0.00	7.1	160	0
TAYLOR, Steve	A	Edm, Cgy, Ham, Ott	8	120	1996	15	7	8	0	.467	784	436	55.6	5,924	39	38	87	75.3	0.97	7.6	356	2
TEDFORD, Jeff	A	Ham, Cgy	6	50	1988	3	0	3	0	.000	173	94	54.3	1,052	14	4	67	46.7	0.29	6.1	216	0
TERESA, Tony	A	BC	2	13	1957	5	2	3	0	.400	67	24	35.8	371	8	3	54	20.2	0.38	5.5	129	0
THEISMANN, Joe	A	Tor	3	34	1973	32	19	12	1	.594	679	382	56.3	6,093	47	40	100	77.2	0.85	9.0	376	6
THOMPSON, Gerry	A	Ott, Mtl	3	12	1962	8	4	4	0	.500	114	56	49.1	1,199	15	7	94	52.5	0.47	10.5	225	0
THOMPSON, Tommy	A	Wpg	1	3	1953	3	2	1	0	.667	68	43	63.2	511	3	4	0	87.3	1.33	7.5	181	0
THORNTON, Dick	A	Wpg, Tor	12	149	1972	3	2	1	0	.667	117	43	36.8	679	11	5	39	32.0	0.45	5.8	113	0
THREAGILL, Bruce	A	Cgy	4	37	1982	9	3	6	0	.333	425	201	47.3	2,648	31	12	78	46.5	0.39	6.2	334	1
TOLLIVER, Billy Joe	A	Shr	1	18	1995	17	4	13	0	.235	461	273	59.2	3,767	15	16	80	83.5	1.07	8.2	419	3
TORRANCE, Bob	N	Cgy, Ham	3	35	1993	4	0	4	0	.000	156	81	51.9	870	12	3	47	42.9	0.25	5.6	264	0
TOUSIGNANT, Luc	N	Mtl	1	16	1982	5	2	3	0	.400	174	75	43.1	989	11	4	46	43.0	0.36	5.7	308	1
TRIPUCKA, Frank	A	Ssk, Ott	8	96	1963	85	38	42	5	.447	1,930	1,090	56.5	15,506	136	87	92	68.3	0.64	8.0	422	4
TROUP, Bill	A	Wpg	1	16	1979	3	0	3	0	.000	148	81	54.7	963	8	3	53	59.0	0.38	6.5	276	0
TRULL, Don	A	Edm	2	25	1971	21	10	11	0	.476	465	237	51.0	2,932	27	12	68	55.2	0.44	6.3	317	1
TURNER, Ricky	A	Tor	2	9	1985	5	1	4	0	.200	155	81	52.3	1,023	9	4	53	57.5	0.44	6.6	261	0
TUTTLE, Gerry	A	BC	2	11	1954	4	0	4	0	.000	148	70	47.3	991	15	4	0	36.2	0.27	6.7	234	0
VAN BURKLEO, Bill	A	Tor, Wpg, Ott, Ham	7	86	1972	5	1	4	0	.200	225	108	48.0	1,540	22	8	58	41.7	0.36	6.8	197	0
VAN PELT, Jim	A	Wpg	2	27	1959	25	20	5	0	.800	460	250	54.3	4,151	25	40	107	91.3	1.60	9.0	280	0
VANN, Poppy	A	BC	1	5	1957	4	1	3	0	.250	33	18	54.5	254	3	3	36	72.0	1.00	7.7	125	0
VARGAS, Chris	A	Edm, BC, Wpg	5	75	1998	19	7	12	0	.368	792	409	51.6	5,821	37	34	105	70.6	0.92	7.3	427	2
VAVRA, Greg	N	Cgy, BC, Edm	5	55	1988	12	5	7	0	.417	524	253	48.3	3,236	31	17	49	54.2	0.55	6.2	359	1
VILLANUEVA, Primo	A	BC	4	37	1958	1	1	0	0	1.000	84	41	48.8	765	7	7	64	73.8	1.00	9.1	183	0
WADE, Sonny	A	Mtl	10	118	1978	71	26	40	5	.366	2,097	1,083	51.6	15,014	169	89	105	55.5	0.53	7.2	410	5
WALDEN, Jim	A	BC, Cgy, Edm	3	30	1962	13	2	8	3	.154	214	94	43.9	1,674	17	12	65	56.9	0.71	7.8	291	0
WALKER, Jay	A	Wpg	1	5	1998	0	0	0	0		48	32	66.7	397	0	4	33	119.9		8.3	232	0
WARE, Andre	A	Ott, BC, Tor	3	29	1997	8	0	8	0	.000	249	134	53.8	1,542	10	10	76	69.4	1.00	6.2	255	0
WATTS, J.C.	A	Ott, Tor	5	69	1986	55	24	31	0	.436	1,608	851	52.9	12,414	93	66	90	67.9	0.71	7.7	384	9
WEATHERBIE, Charles	A	Ott, Ham	2	12	1980	2	2	0	0	1.000	100	49	49.0	724	11	5	59	43.9	0.45	7.2	182	0
WEISS, Don	A	Wpg, Ssk	2	26	1970	3	1	2	0	.333	77	41	53.2	559	8	2	50	42.1	0.25	7.3	131	0
WHITE, Alvin	A	Tor, Cgy	2	9	1980	5	1	4	0	.200	136	65	47.8	936	13	3	80	38.1	0.23	6.9	245	0
WHITE, Erik	A	Tor, BC	2	23	1995	3	2	1	0	.667	154	76	49.4	941	11	2	61	43.2	0.18	6.1	356	2
WHITE, Ted	A	Mtl	3	54	2005	1	0	1	0	.000	88	44	50.0	512	7	2	39	42.4	0.29	5.8	163	0
WICKERSHAM, Jeff	A	Ott	1	9	1988	7	0	7	0	.000	205	89	43.4	1,393	12	5	57	50.3	0.42	6.8	329	1
WILKINSON, Tom	A	Tor, BC, Edm	15	196	1981	118	79	33	6	.669	2,661	1,613	60.6	22,579	126	154	87	87.5	1.22	8.5	438	8
WILLIAMS, Carroll	A	Mtl, BC	4	37	1970	23	3	18	2	.130	579	291	50.3	4,880	53	30	73	58.2	0.57	8.4	362	2
WILLIAMS, Len	A	LV, Cgy	2	23	1995	3	1	2	0	.333	144	82	56.9	1,263	8	10	51	86.1	1.25	8.8	255	0
WILLIAMS, Richie	A	Ham, Wpg	4	56	2009	5	2	3	0	.400	272	160	58.8	2,107	9	11	63	83.1	1.22	7.7	293	0
WILLY, Drew	A	Ssk, Wpg, Tor, Mtl	7	92	2018	42	13	29	0	.310	1,243	833	67.0	9,652	32	43	79	91.1	1.34	7.8	361	9
WIRKOWSKI, Nobby	A	Tor, Ham, Cgy	10	124	1960	84	40	42	2	.476	1,182	630	53.3	9,701	65	101	90	86.3	1.55	8.2	360	7
WOOD, Gary	A	Ott	2	24	1971	21	7	14	0	.333	492	251	51.0	3,816	35	28	75	66.2	0.80	7.8	340	1
WORMAN, Rick	A	Cgy, Edm, Ssk	5	97	1991	27	13	14	0	.481	1,115	563	50.5	8,577	50	55	106	74.0	1.10	7.7	360	8
WYANT, Fred	A	Tor	1	8	1957	3	1	2	0	.333	72	28	38.9	440	8	2	43	22.9	0.25	6.1	214	0
WYCHE, Bubba	A	Ssk	3	48	1972	1	0	1	0	.000	156	65	41.7	1,057	11	4	85	44.2	0.36	6.8	223	0
WYNN, Spergon	A	BC, Tor	4	54	2006	6	1	5	0	.167	246	160	65.0	2,003	5	11	75	96.6	2.20	8.1	330	1
YARBROUGH, Nelson	A	Mtl	1	4	1961	4	0	3	1	.000	64	37	57.8	371	4	0	28	48.4	0.00	5.8	141	0
ZABRANSKY, Jared	A	Edm	2	36	2010	2	2	0	0	1.000	104	53	51.0	609	10	4	40	41.7	0.40	5.9	188	0
ZALESKI, Joe	A	Wpg	4	40	1955	5	3	2	0	.600	159	78	49.1	1,406	14	9	25	62.0	0.64	8.8	356	1
ZUGER, Joe	A	Ham	10	124	1971	78	49	27	2	.628	1,618	814	50.3	12,676	95	76	108	67.8	0.80	7.8		

**CFL PLAYER CAREER STATISTICS ...**

**PART 5 - RETIRED PLAYERS - KICKERS**

KICKERS & PUNTERS: 1950-2022				FIELD GOALS:					CONVERTS:			PUNTING:					KICKOFFS:					
Player	Teams	Yrs	GP Last	FGA	Md	Pct	LG	S	Att	C1	Pct	No	Yds	Avg	LG	S	No	Yds	Avg	LG	S	Pts
ABENDSCHAN, Jack	Ssk	10	150 1975	300	159	53.0	52	69	348	312	89.7	0					487	26,368	54.1	90	4	863
ADAMS, Dickie	Ott	5	63 1976	0					0			494	19,731	39.9	81	6	0					30
AGUIRRE, Joe	Wpg, Edm, Ssk	6	58 1955	89	40	44.9	41	17	136	119	87.5	2	57	28.5		0	114	6,258	54.9	73	4	296
ALLEN, Kenny	Ham	1	4 2017	12	11	91.7	48	0	13	12	92.3	25	1,093	43.7	65	0	24	1,508	62.8	71	0	45
ANDERSON, Bret	BC	13	181 2009	2	2	100	44	0	4	4	100.0	5	159	31.8	40	0	427	23,881	55.9	85	5	45
ANDERSON, Roman	Sac-SA	2	36 1995	120	95	79.2	55	18	104	102	98.1	0					178	9,993	56.1	80	1	406
ANDRUSYSHYN, Zenon	Tor, Ham, Edm, Mtl	12	163 1986	366	215	58.7	57	76	251	222	88.4	1,367	61,342	44.9	108	61	501	28,703	57.3	90	6	1,010
BAKER, John	Mtl, Ham	8	91 1972	29	7	24.1	39	8	29	24	82.8	0					207	11,665	56.4	80	1	66
BAKER, Jon	Edm, BC	3	14 2001	36	23	63.9	54	4	21	21	100.0	0					51	3,067	60.1	72	0	94
BAKER, Ron	Ott, BC	4	55 1956	10	3	30.0	25	3	33	28	84.8	0					33	1,715	52.0	75	0	40
BAKER, Terry	Ssk, Ott, Tor, Mtl	16	278 2002	630	455	72.2	53	104	561	559	99.6	2,031	87,529	43.1	94	87	960	56,786	59.2	95	10	2,125
BEAUMONT, Neal	BC	8	136 1967	0					0			624	25,607	41.0	83	17	0					23
BERG, Brian	Ssk, BC	2	22 1975	39	22	56.4	47	3	48	46	95.8	0					69	3,531	51.2	77	0	115
BERRETTA, Gino	Mtl	6	60 1969	26	11	42.3	44	4	62	51	82.3	450	18,230	40.5	76	18	105	6,001	57.2	79	0	112
BEWLEY, Bill	Mtl	9	105 1965	75	28	37.3	40	21	231	193	83.5	0					38	1,999	52.6	66	0	345
BIGOS, Arek	Tor	1	12 1998	36	23	63.9	51	9	32	32	100.0	0					43	2,485	57.8	77	1	111
BLACK, Rick	Ott	6	69 1968	2	1	50.0	17	1	6	6	100.0	89	3,250	36.5	60	5	2	107	53.5	55	0	87
BOREHAM, Jamie	Ham, Ssk, Tor, Wpg	8	110 2011	105	71	67.6	50	9	85	85	100.0	588	24,085	41.0	76	27	481	29,927	62.2	95	11	345
BROWN, Doug	Cgy	3	48 1960	59	29	49.2	36	15	132	113	85.6	0					108	5,748	53.2	75	0	215
BUONO, Wally	Mtl	10	156 1981	0					0			525	21,070	40.1	90	16	0					16
BURKET, Ferdie	Ssk, Mtl	5	58 1963	0					0			460	19,962	43.4	83	36	0					138
CAMERON, Bob	Wpg	23	394 2002	0					4	4	100.0	3,129	134,301	42.9	95	130	7	347	49.6	56	0	134
CANALE, Justin	Mtl, Cgy, Tor	5	40 1976	44	20	45.5	50	9	14	11	78.6	0					52	2,897	55.7	90	0	80
CARAVATTA, Giulio	BC	8	114 1998	3	3	100	43	0	2	2	100.0	116	4,325	37.3	59	3	313	17,205	55.0	95	8	38
CARINCI, Jan	BC, Tor	10	132 1990	1	1	100	13	0	4	4	100.0	6	243	40.5	49	1	69	3,861	56.0	71	0	140
CARPENTER, Ken	Ssk	6	75 1959	1	0	0.0	0	0	0			35	1,310	37.4	69	0	54	2,846	52.7	70	0	303
CHAPMAN, Vic	Cg, BC, Edm, Mtl	10	130 1962	0					0			838	34,569	41.3	91	48	0					90
CHOMYC, Lance	Tor	9	156 1993	457	337	73.7	55	72	414	412	99.5	52	1,902	36.6	54	0	347	18,577	53.5	95	3	1,498
CHORNEY, Al	Ssk, Mtl	2	31 1980	4	1	25.0	27	2	1	1	100.0	18	606	33.7	50	1	35	1,970	56.3	72	0	13
CLARK, Ken	Ham, Tor, Ssk, Ott	12	184 1987	23	10	43.5	41	8	24	23	95.8	1,592	72,520	45.6	101	90	45	2,582	57.4	79	0	163
CLINE, Bill	Ott	3	42 1967	0					0			334	13,029	39.0	71	10	0					10
COFFEY, Tommy-Joe	Edm, Ham, Tor	14	200 1972	219	108	49.3	46	50	251	204	81.3	19	644	33.9	56	2	223	11,550	51.8	85	1	971
CONGI, Luca	Ssk, Ham	7	118 2013	291	233	80.1	46	50	325	324	99.7	167	6,367	38.1	80	8	267	14,721	55.1	86	1	1,050
CONROY, Jim	Wpg, Ott	9	110 1968	0					0			256	9,835	38.4	86	10	6	258	43.0	53	0	16
CROUCH, Jim	Sac	1	18 1993	45	28	62.2	42	13	56	56	100.0	34	1,220	35.9	58	0	78	4,441	56.9	95	3	156
CURRIE, Jason	Ham	2	25 2004	14	5	35.7	41	5	20	20	100.0	155	6,149	39.7	73	5	71	3,716	52.3	86	1	46
CUTLER, Dave	Edm	16	254 1984	790	464	58.7	59	188	650	627	96.5	1	14	14.0	14	0	1,030	60,527	58.8	95	30	2,237
CYNCAR, Marco	Ham, Edm	13	190 1991	0					3	2	66.7	2	54	27.0	28	0	100	5,242	52.4	73	0	70
DALES, Burke	Cgy, Edm, Mtl	9	128 2013	0					0			824	37,653	45.7	86	51	1	58	58.0	58	0	51
DAVID, Colt	Mtl	1	3 2010	12	9	75.0	47	2	6	6	100.0	14	528	37.7	52	0	14	796	56.9	74	0	35
DEAN, Bob	Edm, Mtl	4	41 1957	62	29	46.8	37	9	92		0.0	0					119	6,286	52.8	80	1	180
DEANGELIS, Sandro	Cgy, Ham, Ssk, Wpg	8	133 2013	364	298	81.9	56	20	351	350	99.7	32	1,173	36.7	58	0	606	35,513	58.6	95	7	1,271
DELEEUV, Marcel	Ott, Edm	3	33 1971	0					0			237	9,621	40.6	73	4	0					4
DELVEAUX, Jack	Wpg	6	65 1964	0					0			227	9,552	42.1	84	19	3	144	48.0	53	0	37
DIXON, Tom	Edm, Ott	4	59 1988	162	94	58.0	52	50	152	151	99.3	482	20,846	43.2	76	25	251	14,777	58.9	95	2	510
DOBBS, Glenn	Ssk, Ham	4	36 1954	0					0			153	6,837	44.7	73	23	0					58
DORSEY, Dean	Tor, Ott, Edm	8	115 1991	290	219	75.5	55	40	244	244	100.0	57	2,309	40.5	101	2	492	26,481	53.8	90	8	951
DOUCETTE, Gerry	Tor, Cgy, Mtl	8	102 1961	0					0			182	6,739	37.0	64	4	0					10
DUNCAN, Ted	BC, Cgy	5	49 1961	0					0			324	13,396	41.3	72	14	0					145
DUNN, Fred	Edm	2	26 1971	0					0			204	8,367	41.0	87	1	0					1
DUVAL, Damon	Mtl, Edm	7	122 2011	353	277	78.5	53	43	320	319	99.7	754	34,534	45.8	90	54	612	38,387	62.7	95	11	1,258
EARLY, Ray	Ssk	2	21 2016	5	4	80.0	39	0	2	2	100.0	129	5,740	44.5	82	8	71	4,274	60.2	92	1	23
EPSTEIN, Hayden	Edm	1	4 2005	12	8	66.7	45	2	11	11	100.0	16	656	41.0	63	1	12	657	54.8	68	0	38
ETCHEVERRY, Sam	Mtl	9	122 1960	0					14	13	92.9	619	24,277	39.2	80	32	0					157
FABI, Martin	Mtl, Ssk	4	56 1965	3	0	0.0	0	1	1	1	100.0	363	15,341	42.3	76	26	49	2,712	55.3	72	0	28
FALONEY, Bernie	Edm, Ham, Mtl, BC	12	156 1967	0					0			218	9,809	45.0	85	16	0					238
FERA, Anthony	BC, Mtl	2	9 2016	24	18	75.0	52	3	17	15	88.2	52	2,434	46.8	68	0	36	2,269	63.0	69	0	74
FLEMING, George	Wpg	2	23 1964	47	22	46.8	55	17	46	39	84.8	0					34	1,957	57.6	77	0	176
FLEMING, Pat	Ott, Ham, Wpg	5	66 2007	3	1	33.3	12	2	3	3	100.0	476	19,833	41.7	78	20	11	563	51.2	65	0	25
FLEMING, Sean	Edm	16	268 2007	754	553	73.3	58	130	718	713	99.3	1,264	52,967	41.9	91	52	1,192	69,991	58.7	95	15	2,569
FORD, Alan	Ssk	12	182 1976	0					0			1,041	41,880	40.2	89	23	0					155
FRASER, Cam	Ham, Mtl	13	128 1969	0					0			987	44,287	44.9	84	101	0					101
FURLONG, Jim	Cgy	12	170 1973	0					0			707	28,898	40.9	87	31	0					43
GARDERE, Pete	Sac, Mem	3	40 1995	0					0			299	12,769	42.7	77	18	6	291	48.5	53	0	18
GERELA, Ted	BC	7	112 1973	271	123	45.4	53	67	148	132	89.2	110	4,230	38.5	60	0	279	16,317	58.5	90	2	570
GIANCOLA, Dan	Tor, BC	5	42 2004	105	76	72.4	54	19	59	59	100.0	0					65	3,550	54.6	63	0	306
GILCHRIST, Cookie	Ham, Ssk, Tor	6	82 1961	42	19	45.2	40	11	83	64	77.1	0					155	8,630	55.7	86	2	346
GOODS, Bill	Cgy, Ssk, Edm	5	66 1969	55	19	34.5	48	20	85	74	87.1	0					36	1,912	53.1	71	0	163
GRANT, George	BC	3	24 1962	22	7	31.8	36	3	68	45	66.2	0					80	4,319	54.0	80	1	70

**CFL PLAYER CAREER STATISTICS ...**

**PART 5 - RETIRED PLAYERS - KICKERS**

KICKERS & PUNTERS: 1950-2022					FIELD GOALS:					CONVERTS:			PUNTING:					KICKOFFS:					Pts
Player	Teams	Yrs	GP	Last	FGA	Md	Pct	LG	S	Att	C1	Pct	No	Yds	Avg	LG	S	No	Yds	Avg	LG	S	Pts
GRILLA, Franco	Bhm	1	6	1995	12	6	50.0	49	3	17	17	100.0	0					26	1,595	61.3	95	0	38
GUINDON, Pierre	Wpg, Mtl	3	35	1970	70	30	42.9	54	8	49	41	83.7	0					72	3,964	55.1	73	0	139
GUTHRIE, Eric	BC, Ssk	5	80	1977	12	4	33.3	33	1	7	6	85.7	359	14,991	41.8	70	10	46	2,235	48.6	70	0	42
HANSEN, George	Cgy	8	123	1966	17	9	52.9	33	5	37	31	83.8	0					0					69
HARDY, Chris	Edm, Tor	12	187	2008	6	5	83.3	40	1	9	9	100.0	34	1,221	35.9	56	0	15	685	45.7	60	0	25
HARPER, Glenn	Cgy, Tor, Edm	13	192	2003	0					1	1	100.0	1,569	64,319	41.0	83	46	3	90	30.0	39	0	47
HARTMAN, Jack	Ssk	1	14	1950	15	7	46.7	28	5	23	22	95.7	0					0					53
HAY, J.T.	Ott, Cgy	11	172	1988	445	308	69.2	57	99	363	363	100.0	183	7,460	40.8	77	6	650	36,572	56.3	90	19	1,411
HEAD, Curtis	BC	1	18	2003	56	44	78.6	54	4	55	54	98.2	103	4,015	39.0	67	1	92	5,178	56.3	75	0	191
HEBERT, Charlie	Cgy	1	11	2004	27	19	70.4	49	3	25	24	96.0	81	3,584	44.2	89	0	47	2,653	56.4	72	0	92
HICKIE, Paul	Edm, Ssk	2	30	1984	0					0			233	10,309	44.2	79	17	0					17
HILL, Jack	Ssk	4	51	1961	14	7	50.0	28	2	47	42	89.4	11	372	33.8	63	0	43	2,501	58.2	80	1	216
HOLT, Harry	BC	5	54	1982	0					0			0					48	2,687	56.0	80	1	103
HUERTA, Carlos	LV, Bal, Tor	3	36	1996	121	95	78.5	54	12	87	87	100.0	3	112	37.3	52	0	51	2,777	54.5	67	0	384
HUNT, Ted	BC	3	33	1959	10	4	40.0	21	1	52	39	75.0	5	177	35.4	65	1	3	87	29.0	45	0	65
IGWEBUIKE, Donald	Bal, Mem	2	20	1995	60	46	76.7	50	12	52	51	98.1	0					71	4,062	57.2	73	0	201
ILESIC, Hank	Edm, Tor, Ham, BC	20	261	2000	93	59	63.4	53	24	103	98	95.1	2,062	92,281	44.8	90	137	553	34,173	61.8	95	24	460
ISBELL, Larry	Ssk	12	182	1958	0					0			539	23,062	42.8	83	50	0					155
JACOBS, Jack	Wpg	5	74	1954	5	3	60.0	36	1	44	36	81.8	518	21,248	41.0	88	55	0					127
JAGAS, Frank	Edm, Ssk	1	18	1996	53	37	69.8	54	9	34	33	97.1	0					70	3,757	53.7	68	0	153
JAMBROSIC, Nick	Ham	2	26	1978	53	34	64.2	45	15	34	33	97.1	54	2,353	43.6	68	3	85	4,420	52.0	70	1	154
JAMES, Gerry	Wpg, Ssk	12	145	1964	77	40	51.9	30	19	179	143	79.9	2	81	40.5	41	0	170	9,227	54.3	85	1	645
JANES, Jerry	BC, Cgy, Ham	5	58	1963	0					8	5	62.5	0					83	4,167	50.2	70	1	126
JOHANSEN, Tom	Tor	1	6	1969	9	3	33.3	42	2	22	21	95.0	0					26	1,607	61.8	82	0	32
JOHNSON, Eddie	Tor, Ssk	3	23	2011	18	13	72.2	50	3	18	18	100.0	158	6,846	43.3	69	12	90	5,774	64.2	95	3	75
JONAS, Don	Tor, Wpg, Ham	5	77	1974	101	53	52.5	50	24	144	130	90.3	3	71	23.7	42	0	9	521	57.9	90	0	385
KANNER, Aaron	Mem, Shr	2	24	1995	0					0			200	8,142	40.7	75	6	8	491	61.4	70	0	6
KAURIC, Jerry	Edm	4	51	1991	163	118	72.4	51	29	170	170	100.0	431	17,453	40.5	83	20	198	10,988	55.5	78	2	577
KEEN, Robbie	Shr, LV	2	36	1995	0					0			267	11,405	42.7	84	6	56	3,265	58.3	79	0	6
KELLETT, Matt	Edm, BC, Mtl, Ott	6	98	2005	239	172	72.0	54	27	246	240	97.6	376	15,398	41.0	84	12	355	19,473	54.9	82	4	799
KEMPF, Peter	BC, Mtl, Edm	6	94	1968	167	92	55.1	46	28	188	167	88.8	0					253	13,942	55.1	89	1	502
KENNERD, Trevor	Wpg	12	188	1991	592	394	66.6	55	131	511	509	99.6	1	57	57.0	57	0	867	48,657	56.1	95	18	1,840
KERBOW, Randy	Edm	4	55	1968	0					0			438	18,514	42.3	79	23	0					107
KNOX, Ronnie	Cgy, Tor, Ham	3	267	1959	3	0	0.0	0	1	8	3	37.5	77	3,056	39.7	66	4	2	78	39.0	41	0	26
KORCHAK, Bud	Wpg, Mtl, Ott, Cgy	9	110	1957	52	25	48.1	44	14	201	163	81.1	0					179	9,337	52.2	80	3	325
KRISTOPAITIS, Vic	Tor, BC	6	57	1962	85	38	44.7	40	11	132	108	81.8	69	2,809	40.7	76	0	159	8,647	54.4	77	0	233
KUNYK, Gerald	Cgy, Edm, Ott, Wpg	4	46	1980	0					305	12,919	42.4	76	9				0					9
KURTZ, Roy	Mtl, Ham, BC	4	33	1988	90	60	66.7	51	17	48	48	100.0	116	4,636	40.0	73	3	75	4,005	53.4	69	0	248
KUZYK, Ernie	Wpg	1	12	1967	14	5	35.7	35	5	16	11	68.8	0					28	1,534	54.8	87	0	31
LAKUSIAK, Gene	Wpg, Ott	8	104	1974	26	4	15.4	52	9	18	14	77.8	0					98	4,969	50.7	77	1	42
LAMMLE, Wayne	BC, Tor, Ott, Ssk	7	71	1999	143	93	65.0	55	29	130	127	97.7	531	21,119	39.8	89	19	291	16,247	55.8	95	4	457
LAZECKI, Mike	Ssk, Ott	4	45	1993	0					326	12,467	38.2	78	8				4	228	57.0	65	0	8
LEAKE, Buddy	Wpg	4	39	1958	26	11	42.3	25	6	80	72	90.0	2	59	29.5	59	1	0					202
LEFEBVRE, Garry	Edm, Mtl	11	136	1976	0					0			581	22,983	39.6	84	7	5	229	45.8	60	0	145
LEWIS, Dave	Mtl	3	30	1975	0					0			237	10,584	44.7	79	10	0					34
LINTERMAN, Rudy	Cgy, Tor	10	157	1977	6	0	0.0	0	2	8	4	50.0	0					190	11,777	62.0	90	7	135
LONG, Ty	BC	2	36	2018	93	82	88.2	52	3	65	58	89.2	236	11,409	48.3	75	19	139	8,898	64.0	89	2	328
LUMSDEN, Neil	Ham	10	141	1985	14	8	57.1	41	6	10	10	100.0	33	1,428	43.3	86	1	41	2,402	58.6	75	1	348
MACMILLAN, Ivan	Ott, Tor, BC, Ssk	6	61	1975	139	70	50.4	52	41	122	110	90.2	0					96	5,376	56.0	75	1	362
MACORITTI, Bob	Wpg, Ssk	6	80	1980	190	122	64.2	57	41	146	145	99.3	626	26,817	42.8	86	21	261	13,412	51.4	83	3	576
MACORITTI, Ray	Edm, Ott	3	33	1983	95	64	67.4	47	16	120	120	100.0	242	9,796	40.5	87	6	181	9,653	53.3	68	0	334
MAHER, Brett	Ott, Ham	4	58	2017	137	107	78.1	58	19	92	84	91.3	368	16,872	45.8	89	13	227	14,262	62.8	95	4	441
MANN, Dave	Tor	12	155	1970	51	22	43.1	39	10	81	73	90.1	1,261	55,745	44.2	102	87	140	7,875	56.3	87	1	435
MARINI, Jacob	Tor	2	23	2001	51	34	66.7	49	8	50	50	100.0	2	65	32.5	40	0	43	2,478	57.6	75	0	160
MARISCAL, Mark	Mtl	1	6	2004	7	3	42.9	35	2	10	10	100.0	34	1,479	43.5	67	2	26	1,601	61.6	73	0	23
MARTINO, Tony	BC, Ott, Cgy, Tor	13	192	2002	23	15	65.2	42	5	31	31	100.0	1,273	53,965	42.4	88	61	75	4,076	54.3	81	1	142
MATICH, Brent	Cgy, Ssk	8	132	1996	0					2	2	100.0	1,032	43,191	41.9	84	40	5	252	50.4	54	0	42
MAVER, Rob	Cgy	10	163	2019	51	38	74.5	45	5	71	71	100.0	921	41,430	45.0	88	47	131	7,671	58.6	79	1	238
MCCALLUM, Paul	BC, Ott, Ssk	24	340	2016	898	722	80.4	62	87	815	812	99.6	2,030	84,093	41.4	86	65	1,188	68,432	57.6	100	20	3,145
MCFALL, Cyril	Cgy	5	74	1978	220	134	60.9	55	34	133	131	98.5	235	10,141	43.2	95	8	214	12,023	56.2	90	3	578
MCGRATH, Gerald	Mtl, Ssk	6	58	1986	31	17	54.8	45	9	43	42	97.7	460	19,370	42.1	64	10	157	9,024	57.5	90	3	115
MCKEE, Walt	Wpg, Edm	4	54	1975	69	27	39.1	49	19	42	31	73.8	415	17,817	42.9	83	14	144	7,953	55.2	90	1	146
MCLOUGHLIN, Mark	Cgy, BC	17	280	2005	909	673	74.0	58	140	834	826	99.0	14	493	35.2	52	0	1,370	80,124	58.5	95	9	2,994
MCTAGUE, Mike	Cgy, Mtl, Ssk	9	130	1987	11	7	63.6	45	3	15	14	93.3	1,040	44,885	43.2	92	62	78	4,469	57.3	90	2	168
MEDEIROS, Zack	Ot, Tor	3	24	2018	24	17	70.8	48	4	26	22	84.6	122	5,467	44.8	76	2	88	5,517	62.7	95	2	82
MILLER, Josh	Bal	2	36	1995	0					0			235	10,653	45.3	80	11	64	3,689				

**CFL PLAYER CAREER STATISTICS ...**

**PART 5 - RETIRED PLAYERS - KICKERS**

KICKERS & PUNTERS: 1950-2022				FIELD GOALS:					CONVERTS:			PUNTING:					KICKOFFS:					
Player	Teams	Yrs	GP Last	FGA	Md	Pct	LG	S	Att	C1	Pct	No	Yds	Avg	LG	S	No	Yds	Avg	LG	S	Pts
MOBRA, Joe	Edm	3	44 1958	45	21	46.7	40	13	112	87	77.7	1	67	67.0	67	0	156	8,517	54.6	85	4	197
MORRIS, Ronnie	Cgy, Tor, BC	7	87 1965	0					0			282	11,254	39.9	73	14	0					80
MOULTON, Don	Ham	8	105 1969	0					0			236	9,153	38.8	71	3	0					3
MYSTROM, Nick	Mem	1	13 1995	47	37	78.7	51	8	18	18	100.0	2	56	28.0	30	0	49	2,836	57.9	71	0	137
NESBITT, Gerry	Ott	4	50 1961	0					0			169	6,528	38.6	64	9	0					39
NITTIMO, Bjorn	Shr	2	36 1995	91	74	81.3	56	12	72	72	100.0	1	44	44.0	44	0	139	8,004	57.6	95	0	306
OLIVER, Bobby Jack	Tor, Mtl, Ham	7	75 1964	26	16	61.5	40	9	52	46	88.5	9	333	37.0	49	0	108	6,020	55.7	76	0	103
O'MAHONY, Duncan	Cgy, BC	6	98 2007	96	61	63.5	46	17	114	111	97.4	684	29,138	42.6	84	27	211	11,561	54.8	78	0	338
ORGAN, Gerry	Ott	12	186 1983	502	318	63.3	53	82	395	391	99.0	728	29,901	41.1	88	21	701	36,330	51.8	90	2	1,462
OSBALDISTON, Paul	BC, Wpg, Ham	18	304 2003	927	669	72.2	57	157	678	675	99.6	2,142	89,093	41.6	97	79	1,253	71,423	57.0	100	14	2,932
PAJACZKOWSKI, Tony	Cgy, Mtl	13	198 1967	0					0			0					126	6,768	53.7	85	0	0
PALARDY, Justin	Ham, Wpg	4	58 2013	139	114	82.0	51	13	102	102	100.0	27	1,138	42.1	79	2	220	12,388	56.3	91	5	464
PALMER, Bill	Ott, Tor, Wpg, Ham	6	75 1979	0					0			185	7,473	40.4	63	0	0					0
PANTAGES, Rod	Ssk, Cgy, Edm, Mtl	9	114 1956	0					2	2	100.0	339	14,834	43.8	82	28	0					107
PARKER, Jackie	Edm, Tor, BC	13	177 1969	62	40	64.5	36	7	132	103	78.0	215	8,844	41.1	78	12	2	77	38.5	41	0	750
PASSAGLIA, Lui	BC	25	408 2000	1203	875	72.7	54	176	1048	1045	99.7	3,142	133,826	42.6	97	113	1,200	64,158	53.5	93	20	3,991
PHILLIPS, Ken	BC	4	47 1972	20	11	55.0	42	4	22	18	81.8	369	15,693	42.5	72	9	0					64
PIKULA, Ken	BC, Wpg	2	18 2007	23	16	69.6	42	7	19	19	100.0	100	4,213	42.1	78	10	29	1,633	56.3	74	0	84
POLLARD, Al	BC, Cgy	4	43 1957	19	9	47.4	37	3	47	35	74.5	9	389	43.2	61	0	101	5,614	55.6	85	2	115
POPLAWSKI, Joe	Wpg	9	129 1986	10	8	80.0	45	0	14	14	100.0	3	154	51.3	75	1	7	216	30.9	68	0	327
PREFONTAINE, Noel	Tor, Edm	16	254 2013	481	347	72.1	57	56	433	431	99.5	1,767	80,678	45.7	88	104	915	53,723	58.7	87	2	1,634
RACINE, Moe	Ott	16	205 1972	125	62	49.6	49	22	211	176	83.4	0					379	20,592	54.3	85	1	392
RENAUD, Mike	Wpg	6	86 2014	0					4	4	100.0	671	28,490	42.5	79	29	3	107	35.7	48	0	33
RIDGWAY, David	Ssk	14	238 1995	736	574	78.0	60	92	544	541	99.4	10	411	41.1	57	0	1,068	58,020	54.3	95	19	2,374
ROBINSON, Larry	Cgy	14	224 1974	354	171	48.3	48	91	421	362	86.0	96	3,447	35.9	58	2	544	31,677	58.2	90	8	1,030
ROWLAND, Gord	Wpg	11	163 1964	0					5	3	60.0	1	47	47.0	47	0	215	9,546	44.4	90	3	47
RUOFF, Bernie	Wpg, Ham, BC	14	196 1988	595	384	64.5	58	131	408	401	98.3	1,600	71,801	44.9	96	64	791	46,042	58.2	95	24	1,772
RYAN, Jon	Wpg, Ssk, Edm	5	74 2022	0					0			467	21,872	46.8	92	38	0					38
RYAN, Rick	BC, Mtl, Tor	6	88 1990	7	3	42.9	35	2	2	2	100.0	0					30	1,565	52.2	67	0	13
SCHIAVONE, Derek	Edm, Mtl	5	12 2012	45	39	86.7	46	3	28	28	100.0	33	1,301	39.4	72	2	34	1,702	50.1	65	0	150
SCHMITT, Ricky	Sk, BC	3	35 2014	0					0			275	12,297	44.7	74	15	152	9,783	64.4	95	0	15
SCHREIDER, Gary	Ott, BC, Ham	9	102 1964	42	20	47.6	35	7	197	151	76.6	0					4	179	44.8	58	0	272
SCIORTINO, Sandro	Ott	1	18 2004	30	17	56.7	53	3	36	35	97.2	0					54	2,866	53.1	85	1	90
SCOURAS, Demetris	Ott	2	5 2004	9	4	44.4	36	2	12	12	100.0	0					19	1,054	55.5	66	0	26
SERNA, Alexis	Wpg	3	42 2010	114	82	71.9	54	18	94	94	100.0	145	6,098	42.1	68	7	204	11,770	57.7	95	3	368
SETTA, Nick	Ham	3	53 2009	139	111	79.9	53	12	104	103	99.0	365	16,322	44.7	97	25	229	13,329	58.2	95	3	476
SHAW, Bob	Cgy, Tor	3	40 1953	26	12	46.2	23	2	78	69	88.5	1	40	40.0	40	0	50	2,455	49.1	65	1	186
SHAW, Grant	Tor, Edm	7	111 2016	158	123	77.8	52	19	128	123	96.1	482	21,261	44.1	79	26	404	25,276	62.6	95	4	541
SHEPARD, Charlie	Wpg	6	73 1962	0					0			521	22,995	44.1	95	53	0					227
SIMPSON, Jacki	Wpg, Tor, Mtl, Cgy	7	56 1965	13	4	30.8	38	6	12	6	50.0	0					34	1,809	53.2	65	0	24
SNYDER, Wilbur	Edm	2	19 1953	14	5	35.7	29	4	35	34	97.1	1	33	33.0	33	0	43	2,221	51.7	88	1	54
SPAITH, Keith	Cgy + pre-1950	7	93 1954	0					0			397	15,562	39.2	72	42	22	876	39.8	62	0	80
SPRINGATE, George	Mtl	3	17 1972	19	10	52.6	41	4	29	21	72.4	0					2	95	47.5	50	0	55
STALA, Dave	Mtl, Ham, Tor	13	180 2015	1	0	0.0	0	1	4	4	100.0	32	1,211	37.8	64	3	34	1,860	54.7	78	1	185
STEWART, Ronald	Cgy	4	46 1970	0					0			246	10,041	40.8	75	3	0					9
SUNTER, Ian	Ham, Tor	6	92 1979	234	135	57.7	52	44	158	155	98.1	359	14,238	39.7	89	13	243	13,393	55.1	90	3	626
SUTHERIN, Don	Ham, Ott, Tor	12	133 1970	258	114	44.2	46	62	319	270	84.6	30	1,222	40.7	84	1	482	27,937	58.0	90	9	714
SWEET, Don	Mtl, Ham	14	187 1985	457	314	68.7	52	65	344	327	95.1	300	12,353	41.2	61	6	499	27,004	54.1	87	2	1,342
SWEETAN, Karl	Tor	1	13 1964	6	3	50.0	35	1	28	22	78.6	1	44	44.0	44	0	29	1,611	55.6	68	0	32
TRIPUCKA, Frank	Sk, Ot	8	96 1963	1	0	0.0	0	0	6	5	83.3	129	5,569	43.2	80	7	0					41
TULLY, Ted	Edm, BC	13	195 1962	6	3	50.0	23	1	18	15	83.3	0					107	5,190	48.5	68	0	40
TYNES, Lawrence	Ott	2	26 2003	87	71	81.6	50	7	52	51	98.1	0					115	6,860	59.7	95	6	277
ULMER, Ed	Ott, Wpg	9	114 1971	0					0			863	36,052	41.8	91	40	0					64
VAN BURKLEO, Bill	To, Wp, Ot, Cg, Hm	7	86 1972	0					0			553	22,941	41.5	82	16	0					40
VAN PELT, Jim	Wpg	2	27 1959	28	16	57.1	40	5	78	60	76.9	14	538	38.4	50	0	72	3,755	52.2	66	0	143
VANDERJAGT, Mike	Tor	3	54 2008	150	112	74.7	51	21	171	171	100.0	369	16,252	44.0	80	16	280	16,196	57.8	88	5	549
VILUNAS, John	Tor, Ssk	5	72 1968	42	15	35.7	42	17	39	29	74.4	0					120	6,118	51.0	70	0	89
VINCENT, Gerry	Wpg	4	39 1958	0					0			185	7,298	39.4	65	12	0					12
WADE, Sonny	Mtl	10	118 1978	0					0			852	35,130	41.2	87	26	0					74
WALSH, Don	Ssk, Cgy	12	158 1964	1	0	0.0	0	1	0			0					69	3,565	51.7	75	0	1
WARDIEN, Del	Ssk, Cgy + pre-1950	8	100 1954	17	6	35.3	36	4	54	47	87.0	4	120	30.0	45	0	60	2,674	44.6	69	1	194
WATERS, Swayze	Tor, Edm, BC	5	51 2017	142	112	78.9	53	15	111	109	98.2	269	12,607	46.9	82	15	174	11,412	65.6	95	2	477
WATSON, Paul	Ssk	1	16 1981	41	22	53.7	59	14	41	41	100.0	0					64	3,864	60.4	90	5	126
WESTWOOD, Troy	Wpg	18	293 2009	853	617	72.3	57	110	734	732	99.7	358	15,302	42.7	85	21	1,291	74,093	57.4	95	28	2,748
WHITEHOUSE, Reg	Ssk	15	236 1966	110	57	51.8	38	17	206	167	81.1	1	42	42.0	42	0	153	7,207	47.1	70	0	355
WILBUR, Eric	Ham, Tor	2	14 2012	5	3	60.0	28	1	5	5	100.0	88	3,781	43.0	69	5	33	1,954	59.2	70	0	20
WINTERMEYER, John		1	8 1975	14	5	35.7	16	5	17	17	100.0	0					31	1,667	53.8	70	0	37
WINTON, Norm	Wpg	2	26 1966	27	13	48.1	42	8	56	44	78.6	0					74	3,737	50.5			

**CFL PLAYER CAREER STATISTICS ...**

**PART 5 - RETIRED PLAYERS**

RUNNING BACKS & RECEIVERS						RUSHING						RECEIVING						Yds	Ret	Tot
Player	Pos	St	Teams	Yrs	GP Last	Car	Yards	Avg	LG	TD	100	Rec	Yards	Avg	LG	TD	100	Scrim	TDs	TD
ABBRUZZI, Pat	RB	A	Mtl, Cgy	5	49 1959	700	3,749	5.4	63	45	11	84	884	10.5	42	5	0	4,633	0	50
ADJEI, Natey	WR	N	Tor, Edm	6	98 2019	0						97	925	9.5	77	4	1	925	0	4
ADKINS, Margene	WR	A	Ott	3	42 1969	2	-13	-6.5	8	0	0	134	3,208	23.9	74	25	13	3,195	0	25
AKINS, Tony	WR	A	Ham	5	61 2003	3	13	4.3	7	0	0	121	2,138	17.7	84	14	5	2,151	2	16
ALEXANDER, Ray	WR	A	Cgy, BC, Ott	8	114 1995	2	-2	-1.0	3	0	0	556	8,842	15.9	59	40	35	8,840	1	41
ALFORD, Ted	WR	A	Cgy, Tor, Wpg, BC, Ham	5	50 2004	0						191	2,648	13.9	75	8	6	2,648	0	8
ALLEN, Anthony	RB	A	Ssk, BC	3	35 2016	248	1,940	7.8	47	11	5	64	405	6.3	20	4	0	2,345	0	15
ALLEN, Eric	WR	A	Tor	4	44 1975	83	323	3.9	14	0	0	130	2,401	18.5	100	16	8	2,724	0	16
ALLEN, Gary	RB	A	Cgy, Wpg	3	36 1988	398	2,163	5.4	38	10	5	79	743	9.4	42	3	0	2,906	0	13
ALPHIN, Gerald	WR	A	Mtl, Ott, Wpg, Bal	8	108 1995	8	19	2.4	14	0	0	414	7,315	17.7	78	51	25	7,334	0	51
AMERSON, Archie	RB	A	Ham	8	123 2004	356	1,654	4.6	70	8	4	436	6,298	14.4	89	37	15	7,952	0	45
ANDERSON, Bret	WR	N	BC	13	181 2009	1	-3	-3.0	0	0	0	93	1,137	12.2	36	5	0	1,134	0	5
ANDERSON, Kelvin	RB	A	Cgy, BC	8	139 2003	1,858	9,340	5.0	52	57	21	337	3,166	9.4	76	24	1	12,506	0	81
ANDERSON, Thyron	WR	A	Mtl, Ham	5	53 2007	0						177	2,465	13.9	81	9	7	2,465	0	9
ARAKGI, Nick	TE	N	Mtl, Wpg	8	127 1987	1	-5	-5.0	0	0	0	370	4,865	13.1	82	27	7	4,860	0	27
ARLAIN, Andre	WR	N	Wpg, Cgy	7	123 2004	0						30	394	13.1	51	1	0	394	0	1
ARMSTEAD, Jason	WR	A	7 teams	9	11 2012	37	173	4.7	16	1	0	244	3,378	13.8	83	16	7	3,551	6	23
ARMSTEAD, Willie	WR	A	Cgy	7	98 1983	11	113	10.3	37	0	0	292	5,425	18.6	105	50	12	5,538	0	50
ARMSTRONG, Chris	WR	A	Edm, Ott, Bal, Mtl, Wpg	9	129 1999	4	14	3.5	9	0	0	449	8,104	18.0	97	69	30	8,118	0	69
ARMSTRONG, Derick	WR	A	Ssk, Wpg, BC, Edm	7	78 2010	0						322	4,431	13.8	100	21	14	4,431	0	21
ARMSTRONG, Neill	E	A	Wpg	3	44 1954	2	-13	-6.5	2	0	0	122	2,108	17.3	100	19	5	2,095	1	20
ARTHUR, Jabari	WR	N	Cgy	7	76 2015	0						97	1,162	12.0	52	6	1	1,162	0	6
AVERY, Jeff	WR	N	Ott	7	102 1982	0						169	2,619	15.5	82	15	5	2,619	0	15
AVERY, John	RB	A	Edm, Tor	5	60 2007	697	3,707	5.3	74	20	9	144	1,251	8.7	46	6	0	4,958	0	26
AYNSLEY, Brock	WR	N	Mtl, Ham, BC, Wpg	8	100 1980	6	14	2.3	15	0	0	164	2,921	17.8	105	14	4	2,935	0	14
BAGG, Rob	WR	N	Ssk	10	143 2018	10	68	6.8	46	3	0	364	4,706	12.9	87	24	8	4,774	0	27
BAILEY, Byron	RB	A	BC	11	153 1964	783	3,643	4.7	45	26	5	101	1,161	11.5	72	2	1	4,804	1	29
BAILEY, Terry	WR	N	BC	9	144 1982	140	612	4.4	37	2	0	197	2,313	11.7	76	12	2	2,925	0	14
BAKER, Art	HB	A	Ham, Cgy	4	35 1966	328	1,601	4.9	90	9	4	13	39	3.0	9	1	0	1,640	0	10
BAKER, Keith	WR	A	Mtl, Ham, Ott, Tor	7	86 1986	21	89	4.2	24	0	0	336	5,529	16.5	81	47	20	5,618	0	47
BARNES, Jason	WR	A	Edm, Tor	6	70 2014	0						213	3,232	15.2	73	26	7	3,232	0	26
BARNES, Reggie	RB	A	Ott, Shr, Ham, Tor	7	80 1996	942	4,771	5.1	64	27	11	155	1,386	8.9	74	6	1	6,157	0	33
BARWELL, Gord	WR	N	Ssk	10	150 1973	2	1	0.5	3	0	0	242	4,314	17.8	102	32	9	4,315	0	32
BEAMER, Nub	RB	A	BC	5	58 1963	699	3,662	5.2	55	30	9	32	477	14.9	39	1	0	4,139	0	31
BELEC, Jacques	FB	N	Mtl	3	30 1956	93	512	5.5	22	4	0	12	124	10.3	18	1	0	636	0	5
BELL, Roy	RB	A	Edm	5	62 1976	962	4,667	4.9	76	18	12	107	1,049	9.8	47	3	0	5,716	0	21
BELL, Shakir	RB	A	Edm	2	15 2016	181	1,058	5.8	69	0	3	34	312	9.2	41	2	0	1,370	0	2
BENDER, Walter	RB	A	Tor, Ham, Ssk, Wpg	5	44 1988	445	1,728	3.9	41	17	0	90	811	9.0	30	3	0	2,539	0	20
BENDROSS, Demetris	WR	A	Ssk, Tor, Ott	5	73 2004	19	121	6.4	26	0	0	214	3,289	15.4	74	26	3	3,410	3	29
BENSON, Lorne	HB	N	Wpg	6	61 1956	326	1,673	5.1	31	7	1	31	345	11.1	37	3	0	2,018	1	11
BERTRAND, Mathieu	RB	N	Edm	9	132 2012	51	119	2.3	15	7	0	116	912	7.9	35	3	0	1,031	0	10
BETHEA, Willie	RB	A	Ham	8	90 1970	781	3,919	5.0	55	20	4	145	1,800	12.4	51	9	2	5,719	1	30
BLACK, Rick	RB	N	Ott	6	69 1968	239	1,309	5.5	73	7	3	28	375	13.4	47	5	0	1,684	0	12
BLAIR, Don	WR	N	Edm, BC, Cgy	8	116 2003	0						310	4,642	15.0	55	26	6	4,642	1	27
BLOUNT, Eric	RB	A	Edm, Wpg, Tor, Mtl	8	88 2002	812	3,707	4.6	57	19	7	220	2,039	9.3	98	7	2	5,746	4	30
BOERIGTER, Marc	WR	N	Cgy, Tor	3	49 2007	3	25	8.3	17	0	0	133	2,346	17.6	72	20	5	2,371	1	21
BOTTOMS, Lynn	HB	N	Cgy, Tor	10	140 1963	321	1,560	4.9	23	8	0	96	1,282	13.4	57	4	0	2,842	2	14
BOWMAN, Adarius	WR	A	Ssk, Wpg, Edm	11	141 2018	14	81	5.8	16	0	0	652	9,491	14.6	74	49	36	9,572	0	49
BOYD, Cory	RB	A	Tor, Edm	4	41 2012	522	3,095	5.9	64	15	13	87	591	6.8	66	4	0	3,686	0	19
BOYD, Jeff	WR	A	Wpg, Tor	9	119 1991	9	58	6.4	20	1	0	464	8,322	17.9	105	69	28	8,380	0	70
BOYKO, Bruce	WR	N	Ssk, Wpg, BC	10	168 1999	31	105	3.4	10	0	0	154	1,624	10.5	78	5	0	1,729	0	5
BRADLEY, Michael	RB	N	Edm	6	100 2007	39	225	5.8	60	1	0	9	76	8.4	20	0	0	301	2	3
BRADWELL, Mike	WR	N	Tor	6	99 2014	0						116	1,240	10.7	44	6	0	1,240	0	6
BRAGAGNOLO, Mark	RB	N	Tor, Wpg, Ham	8	118 1984	510	2,077	4.1	23	13	0	196	1,822	9.3	60	9	0	3,899	0	22
BRANCATO, George	HB	A	Mtl, Ott	7	86 1962	64	262	4.1	17	0	0	94	1,964	20.9	84	14	5	2,226	0	14
BRATTON, Brian	WR	A	Mtl	6	96 2012	23	154	6.7	25	0	0	263	3,127	11.9	75	23	2	3,281	1	24
BRAZZELL, Chris	WR	A	Edm, BC, Ham, Wpg	6	85 2007	6	37	6.2	34	0	0	256	4,133	16.1	101	31	13	4,170	0	31
BRIGHT, Johnny	FB	A	Cgy, Edm	13	175 1964	1,969	10,909	5.5	90	70	36	132	1,826	13.8	38	1	0	12,735	0	71
BRIGHT, Leon	RB	N	BC	4	56 1980	13	141	10.8	63	1	0	146	2,370	16.2	70	13	6	2,511	6	20
BROWN, Eddie	WR	A	Seven teams	12	160 2002	26	68	2.6	24	0	0	532	8,663	16.3	78	60	21	8,731	3	63
BROWN, Lester	RB	A	Ssk, Mtl, Tor, Ott, Wpg	8	97 1987	981	4,586	4.7	62	36	5	275	2,861	10.4	71	12	5	7,447	0	48
BRUCE, Arland III	WR	A	Wpg, Tor, Ham, BC, Mtl	12	188 2013	41	117	2.9	22	1	0	767	11,625	15.2	100	94	29	11,742	2	97
BRYANT, Blaise	RB	A	Wpg, Ssk	4	47 1996	546	2,644	4.8	68	19	4	148	1,405	9.5	46	2	1	4,049	1	22
BRYANT, Romby	WR	A	Wpg, Cgy, Tor	7	110 2014	23	70	3.0	11	2	0	330	4,871	14.8	85	33	12	4,941	0	35
BUCHANAN, Dave	RB	A	Ham, Wpg	3	32 1974	420	1,704	4.1	52	4	3	43	423	9.8	68	4	1	2,127	0	8
BUCHANAN, Ed	RB	A	Cgy, Ssk, Ham	9	109 1970	796	4,857	6.1	93	24	10	215	3,601	16.7	75	21	6	8,458	0	45
BURDEN, Willie	RB	A	Cgy	8	103 1981	1,242	6,234	5.0	71	32	22	299	2,669	8.9	54	16	2	8,903	0	48

**CFL PLAYER CAREER STATISTICS ...**

**PART 5 - RETIRED PLAYERS**

RUNNING BACKS & RECEIVERS						RUSHING						RECEIVING						Yds	Ret	Tot
Player	Pos	St	Teams	Yrs	GP Last	Car	Yards	Avg	LG	TD	100	Rec	Yards	Avg	LG	TD	100	Scrim	TDs	TD
BURKET, Ferdie	FB	N	Mtl, Ssk	5	58 1963	550	2,421	4.4	61	14	3	51	453	8.9	38	3	0	2,874	0	17
BURNHAM, Bryan	WR	A	BC	8	105 2022	5	30	6.0	15	0	0	476	7,212	15.2	61	42	20	7,242	0	42
BURSE, Tony	RB	A	Sac, Edm, Tor	7	69 2000	344	1,433	4.2	59	29	1	114	1,138	10.0	52	2	0	2,571	0	31
BURTON, Mack	WR	A	BC	5	60 1966	0						149	2,207	14.8	78	15	5	2,207	0	15
CAHOON, Ben	SB	N	Mtl	13	224 2010	9	67	7.4	28	1	0	1,017	13,301	13.1	97	65	32	13,368	1	67
CAMERON, Paul	HB	A	BC	4	47 1959	214	1,248	5.8	47	2	0	122	1,903	15.6	70	10	2	3,151	1	13
CAMPANA, Tom	RB	A	Ssk	6	89 1977	132	554	4.2	27	2	0	269	4,040	15.0	72	28	8	4,594	2	32
CAMPBELL, Hugh	WR	A	Ssk	6	87 1969	0	16	---	16	0	0	321	5,425	16.9	73	60	16	5,441	0	60
CANTNER, Pat	RB	N	Wpg	5	80 1987	71	240	3.4	13	4	0	61	471	7.7	26	4	0	711	1	9
CARINCI, Jan	SB	N	Tor, BC	10	132 1990	47	211	4.5	21	1	0	285	3,742	13.1	45	20	3	3,953	1	22
CARPENTER, Ken	RB	A	Ssk	6	75 1959	513	2,412	4.7	---	27	1	195	3,157	16.2	76	27	5	5,569	1	55
CARPIN, Jim	WR	N	BC, Ssk	8	107 1968	0						87	1,254	14.4	54	5	1	1,254	0	5
CASEY, Tom	RB	A	Ham, Wpg	7	95 1955	309	2,104	6.8	100	22	5	91	1,621	17.8	85	19	9	3,725	5	46
CATES, Wes	RB	A	Cgy, Ssk	7	93 2011	929	4,942	5.3	83	43	9	204	2,065	10.1	74	6	0	7,007	0	49
CAVIL, Kwame	WR	N	Edm, Mtl, Wpg, Ham	5	47 2006	7	38	5.4	23	1	0	193	2,328	12.1	72	13	4	2,366	0	14
CHAMBERS, Jim	HB	A	Edm, BC	4	45 1954	123	948	7.7	75	9	2	39	735	18.8	35	6	2	1,683	0	15
CHAMBERS, Shamawd	WR	N	Edm, Ssk, Ham	7	76 2017	0						169	1,822	10.8	42	8	0	1,822	0	8
CHAMPION, Tony	WR	A	Ham	8	85 1992	2	10	5.0	8	0	0	340	5,498	16.2	83	37	19	5,508	0	37
CHAPDELAINE, Jacques	WR	N	Ham, BC, Mtl, Cgy	7	94 1989	0						166	2,006	12.1	61	6	2	2,006	0	6
CHARLES, Hugh	RB	A	Ssk, Edm, Cgy	7	58 2014	421	2,303	5.5	70	16	4	84	1,007	12.0	76	6	2	3,310	0	22
CHARLTON, Ken	HB	A	Ssk	12	116 1954	Partial data only					22						18		2	42
CHARUK, Al	WR	N	Tor, BC	8	120 1982	0						225	3,661	16.3	84	26	5	3,661	0	26
CHERRY, Tony	RB	A	BC, Ott, Edm, Cgy	4	35 1991	403	2,029	5.0	70	16	7	68	658	9.7	50	6	0	2,687	0	22
CHRISTENSEN, Jay	TE	N	Cgy, BC, Edm, Ott	10	133 1995	1	10	10.0	10	1	0	248	3,631	14.6	53	21	6	3,641	0	22
CLARIDGE, Bruce	E	N	BC, Cgy, Tor, Edm	6	74 1964	0	3		3	0	0	103	1,471	14.3	53	11	1	1,474	0	11
CLARIDGE, Pat	E	N	BC, Cgy	7	94 1968	2	4	2.0	3	0	0	198	2,497	12.6	39	5	0	2,501	0	5
CLARK, Don	RB	A	Ott, Mtl	5	47 1963	579	3,270	5.6	106	20	8	76	1,181	15.5	85	6	1	4,451	0	26
CLARK, Matt	WR	N	BC, Edm	7	101 1998	7	36	5.1	12	0	0	338	5,099	15.1	89	25	17	5,135	0	25
CLARKSON, Ross	WR	N	BC, Ott, Ham	7	101 1980	2	52	26.0	26	0	0	158	2,402	15.2	74	12	3	2,454	0	12
CLEMONS, Michael	SB	A	Tor	12	185 2000	1,107	5,341	4.8	64	31	1	682	7,015	10.3	69	46	14	12,356	8	85
CLERMONT, Jason	WR	N	BC, Ssk	10	165 2011	1	10	10.0	10	0	0	501	6,766	13.5	93	38	11	6,776	0	38
CLIMIE, Jock	WR	N	Tor, Ott, Mtl	12	174 2001	2	23	11.5	16	0	0	627	9,619	15.3	89	56	24	9,642	0	56
COBB, DeAndra'	RB	A	Ham, Mtl	2	35 2010	443	2,390	5.4	52	13	6	98	876	8.9	48	5	9	3,266	0	18
COBOURNE, Avon	RB	A	Mtl, Ham	7	98 2012	919	4,999	5.4	46	37	17	276	2,519	9.1	60	7	2	7,518	0	44
CODY, Maclin	WR	A	Ott, Bhm, Ham, Mtl, Tor	5	47 2002	1	1	1.0	1	0	0	145	2,366	16.3	74	19	6	2,367	0	19
COEHOORN, Nate	WR	N	Edm	6	91 2016	1	4	4.0	4	0	0	211	2,376	11.3	72	6	1	2,380	0	6
COFFEY, Tommy-Joe	E-K	A	Edm, Ham, Tor	14	200 1973	25	41	1.6	13	1	0	650	10,320	15.9	83	63	32	10,361	1	65
COHEE, Dick	HB	A	Ott, Ssk, Ham, Mtl	9	90 1968	241	1,390	5.8	81	5	1	60	1,079	18.0	82	4	0	2,469	6	15
COLEMAN, Lovell	RB	A	Cgy, Ott, BC	10	131 1970	1,135	6,566	5.8	85	42	26	181	2,520	13.9	100	19	4	9,086	2	63
CONRAD, David	RB	A	Ott, Ssk	8	120 1992	244	1,132	4.6	59	6	0	247	2,638	10.7	52	12	1	3,770	0	18
COOPER, Billy	RB	N	Wpg, Ott, Edm, Tor	11	161 1974	33	216	6.5	68	1	0	170	2,865	16.9	63	18	3	3,081	1	20
COPELAND, Jeremaine	WR	A	Mtl, Cgy, Tor	11	168 2011	4	14	3.5	9	0	0	622	10,015	16.1	84	75	25	10,029	0	75
COPELAND, Royal	HB	N	Tor, Cgy	12	136 1956	Partial data only					24						15		3	42
CORNISH, Jon	RB	N	Cgy	9	140 2015	1,026	6,844	6.7	79	44	22	167	1,666	10.0	62	9	1	8,510	0	53
COTE, Rob	FB	N	Cgy	11	179 2017	40	143	3.6	12	0	0	113	1,160	10.3	41	13	0	1,303	0	13
COTTON, Paris	RB	A	Wpg	2	17 2015	122	629	5.2	39	4	3	24	243	10.1	28	1	0	872	0	5
COWAN, Larry	RB	A	Edm	3	32 1985	243	1,330	5.5	65	1	1	101	988	9.8	35	1	0	2,318	0	2
COX, Martin	WR	A	Ott, Tor, Wpg	4	41 1982	2	-13		4	0	0	109	1,864	17.1	68	21	4	1,851	0	21
CRANMER, Dave	RB	N	Cgy, Tor, Ham, BC	6	69 1973	320	1,298	4.1	23	4	0	134	2,061	15.4	94	14	2	3,359	0	18
CRAWFORD, Derrick	WR	A	Cgy, Bhm	5	61 1995	4	19	4.8	7	0	0	179	3,050	17.0	75	28	9	3,069	5	33
CRAWFORD, Rufus	RB	A	Ham, Wpg, Tor	7	68 1985	388	1,544	4.0	41	18	1	253	2,847	11.3	62	8	6	4,391	2	28
CRIFO, Rob	SB	N	Wpg, Tor, Ham, Ssk, Ott	8	91 1996	1	-9	-9.0	0	0	0	173	2,906	16.8	70	16	4	2,897	0	16
CRONK, Tim	FB	N	BC, Ssk, Wpg	6	71 2016	0						1	20	20.0	20	0	0	20	0	0
CROUSE, Ray	RB	A	BC, Cgy	3	32 1987	250	1,318	5.3	67	15	3	99	957	9.7	49	3	0	2,275	0	18
CRUMP, Richard	RB	A	Wpg, Cgy, Ott	7	83 1981	816	3,877	4.8	103	28	7	198	1,893	9.6	78	9	0	5,770	0	37
CUMMINGS, Aubrey	WR	A	Cgy, Ott	7	106 2004	3	30	10.0	14	0	0	176	2,203	12.5	67	7	0	2,233	0	7
CUNNINGHAM, Bob	HB	N	Mtl, Ott	7	50 1955	Partial data only					11						11		0	22
CUNNINGHAM, Jimmy	WR	A	Tor, BC	7	67 2002	4	21	5.3	9	0	0	204	2,630	12.9	58	9	3	2,651	9	18
CURTIS, Ulysses	HB	A	Tor	5	58 1954	Partial data only					24						23		0	47
CYNCAR, Marco	SB	N	Ham, Edm	12	191 1991	1	1	1.0	1	0	0	289	4,345	15.0	58	11	2	4,346	0	11
DALLA RIVA, Peter	TE	N	Mtl	14	197 1981	2	4	2.0	5	0	0	450	6,413	14.3	57	54	4	6,417	1	55
DANIELS, Shawn	RB	N	Ssk, Ott, Tor, Edm, Cgy	13	199 2002	424	1,578	3.7	31	28	0	167	1,369	8.2	39	7	0	2,947	0	35
DANIELSEN, Vince	WR	N	Cgy	8	135 2001	0		(OT Fum rec)	1	0	0	468	6,068	13.0	54	33	7	6,068	0	34
DAVIS, Darren	RB	A	Ssk, Ott	4	39 2003	498	2,812	5.6	59	10	8	83	837	10.1	42	3	0	3,649	0	13
DAVIS, Troy	RB	A	Ham, Edm, Tor	7	97 2007	1,313	6,739	5.1	75	36	22	221	1,668	7.5	31	1	0	8,407	0	37
DAVIS, Tyree	WR	A	Mtl, Tor, Cgy, Ham	6	70 2003	0						208	3,327	16.0	73	9	6	3,327	2	11
DAWSON, Rhett	WR	A	Ssk	3	37 1976	0						148	2,419	16.3	85	23	7	2,419	0	23



**CFL PLAYER CAREER STATISTICS ...**

**PART 5 - RETIRED PLAYERS**

RUNNING BACKS & RECEIVERS						RUSHING						RECEIVING						Yds	Ret	Tot
Player	Pos	St	Teams	Yrs	GP Last	Car	Yards	Avg	LG	TD	100	Rec	Yards	Avg	LG	TD	100	Scrim	TDs	TD
DAWSON, Rhett	WR	A	Ssk	3	37 1976	0						148	2,419	16.3	85	23	7	2,419	0	23
DEFRANCE, Chris	WR	A	Ssk	5	71 1985	2	19	9.5	16	0	0	328	4,342	13.2	100	21	15	4,361	0	21
DEIBERT, Scott	RB	N	Edm, Cgy, Wpg	8	131 2005	111	524	4.7	38	7	0	28	303	10.8	29	1	0	827	0	8
DEKKER, Paul	WR	A	Ham	7	90 1962	0						234	3,718	15.9	61	27	5	3,718	0	27
DENMARK, Clarence	WR	A	Wpg	7	116 2017	28	148	5.3	26	0	0	417	5,478	13.1	82	31	9	5,626	0	31
DENSON, Moses	RB	A	Mtl	3	34 1972	370	2,072	5.6	69	6	4	60	674	11.2	39	1	0	2,746	0	7
DESLAURIERS, Éric	WR	N	Mtl	9	115 2015	0						99	1,334	13.5	17	3	1	1,334	0	3
DESRIVEAUX, Danny	WR	N	Mtl, Tor	6	90 2012	0						61	663	10.9	44	2	1	663	0	2
DIEDRICK, Dahrran	RB	N	Edm, Mtl, Ham	10	130 2014	179	872	4.9	45	6	1	13	81	6.2	11	0	0	953	0	6
DILLARD, Jim	RB	A	Cgy, Ott, Tor	7	88 1968	733	3,949	5.4	65	28	7	164	2,496	15.2	68	19	4	6,445	0	47
DINNALL, Dave	RB	A	Ott, Ham, Ssk	6	54 1997	123	826	6.7	69	7	3	28	276	9.9	42	0	0	1,102	1	8
DIPIETRO, Rocky	TE	N	Ham	14	204 1991	0	25	---	25	0	0	706	9,762	13.8	80	45	14	9,787	0	45
DIXON, George	RB	A	Mtl	7	76 1965	896	5,615	6.3	109	42	24	141	1,916	13.6	67	17	2	7,531	0	59
DMYTRYSHYN, Duane	WR	N	Cgy, Tor, Ssk	8	112 2000	19	80	4.2	12	1	0	101	1,609	15.9	78	9	1	1,689	0	10
DOMINGUEZ, Matt	WR	A	Ssk	6	59 2008	0						250	3,741	15.0	72	19	9	3,741	0	19
DORSCH, Henry	RB	N	Ssk	8	119 1971	66	326	4.9	19	5	0	2	20	10.0	23	0	0	346	0	5
DRESSLER, Weston	SB	A	Ssk, Wpg	11	161 2018	79	495	6.3	22	2	0	715	10,026	14.0	87	60	31	10,521	3	65
DRUMMOND, Robert	RB	A	Bal, Tor, BC	9	135 2002	1,280	6,706	5.2	79	59	16	391	4,033	10.3	75	18	4	10,739	0	77
DUNCAN, Dennis	RB	A	Mtl, Ott	4	52 1971	616	3,049	4.9	85	19	7	81	1,000	12.3	47	7	1	4,049	0	26
DURIE, Andre	SB	N	Tor	10	121 2016	63	384	6.1	36	2	0	322	3,658	11.4	57	15	5	4,042	1	18
EBEN, Mike	WR	N	Tor, Edm, Ott, Ham	10	143 1977	7	17	2.4	9	1	0	341	4,752	13.9	81	24	3	4,769	0	25
EDWARDS, Dwight	WR	N	Ott, Ssk, Tor, Mtl, Cgy	11	150 1988	21	140	6.7	36	0	0	309	5,209	16.9	84	29	7	5,349	0	29
EDWARDS, Jimmy	RB	A	Ham, Ssk, Wpg	5	48 1982	676	3,575	5.3	87	18	16	133	1,007	7.6	75	8	1	4,582	1	27
EDWARDS, Robert	RB	A	Mtl, Tor	3	44 2007	576	3,022	5.2	57	25	11	55	461	8.4	26	3	0	3,483	0	28
EDWARDS, Terrence	WR	A	Mtl, Wpg	9	125 2013	11	91	8.3	20	0	0	508	7,637	15.0	90	47	24	7,728	1	48
ELEY, Monroe	RB	A	BC	3	45 1974	368	2,066	5.6	75	5	7	71	1,216	17.1	92	6	1	3,282	1	12
ELGAARD, Ray	SB	N	Ssk	14	220 1996	11	91	8.3	34	0	0	830	13,198	15.9	81	78	25	13,289	0	78
ELLINGSON, James	WR	N	Ssk, Ott	11	167 1996	1	10	10.0	10	0	0	255	3,502	13.7	71	19	3	3,512	0	19
ELLIOTT, Kevin	WR	A	Tor, Ott, BC, Edm	5	36 2019	0						112	1,456	13.0	55	13	1	1,456	0	13
ELLIS, Craig	RB	A	Wpg, Cgy, Ssk, Tor, Edm	10	121 1993	493	2,095	4.2	65	30	1	580	7,757	13.4	86	58	20	9,852	0	88
ENGLISH, Andrew	WR	N	Tor, BC, Ham	7	85 2003	1	4	4.0	4	0	0	104	1,231	11.8	63	1	1	1,235	0	1
EVANSHEN, Terry	WR	N	Mtl, Cgy, Ham, Tor	14	198 1978	4	2	0.5	7	0	0	600	9,697	16.2	109	80	23	9,699	0	80
EVENSON, Jim	RB	A	BC, Ott	7	100 1974	1,460	7,060	4.8	68	37	18	116	1,147	9.9	62	6	0	8,207	0	43
EVRAIRE, Ken	WR	N	Ott, Ham	9	120 1997	3	13	4.3	9	0	0	248	3,851	15.5	65	17	8	3,864	1	18
FAIRHOLM, Jeff	WR	N	Ssk, Tor	9	126 1996	28	188	6.7	28	0	0	426	7,465	17.5	107	58	21	7,653	1	59
FANTUZ, Andy	WR	N	Ssk, Ham	12	148 2017	0						637	8,363	13.1	72	44	17	8,363	0	45
FARTHING, Dan	WR	N	Ssk	11	169 2001	0						384	5,098	13.3	57	19	6	5,098	0	19
FENERTY, Gill	RB	A	Tor, Shr	4	47 1994	631	3,098	4.9	60	33	9	140	1,190	8.5	37	7	0	4,288	0	40
FEOLI-GUDINO, Julian	WR	N	Tor, Wpg, Ott	8	110 2019	0						135	1,424	10.5	38	9	0	1,424	0	9
FERDINAND, Denny	RB	N	Mtl, Ssk, Ott	8	96 1989	473	2,346	5.0	50	11	1	92	838	9.1	45	0	0	3,184	0	11
FERNANDEZ, Mervyn	WR	A	BC	6	83 1994	12	103	8.6	22	0	0	399	6,690	16.8	90	57	21	6,793	1	58
FERRUGHELLI, Steve	RB	A	Mtl, Edm	4	50 1976	604	2,772	4.6	26	13	4	112	962	8.6	34	1	0	3,734	0	14
FIEGER, Greg	RB	N	Ssk	7	99 1986	265	1,135	4.3	35	7	0	186	1,790	9.6	43	6	2	2,925	0	13
FILIPSKI, Gene	RB	A	Cgy	4	54 1961	359	2,076	5.8	41	13	2	147	2,226	15.1	62	17	4	4,302	0	30
FLEMING, Dave	RB	A	Ham	10	130 1974	744	3,398	4.6	47	28	3	233	3,624	15.6	108	21	4	7,022	1	50
FLEMING, Willie	RB	A	BC	8	125 1966	868	6,125	7.1	109	38	17	231	4,480	19.4	106	48	8	10,605	1	87
FLICK, D.J.	WR	A	Ott, Ham, Ssk	7	95 2008	3	26	8.7	18	0	0	339	5,170	15.3	80	34	17	5,196	0	34
FLOYD, Lucius	RB	A	Ssk, Edm, Mem	6	86 1995	626	2,928	4.7	59	15	5	378	3,936	10.4	100	18	5	6,864	2	35
FLUTIE, Darren	WR	A	BC, Edm, Ham	12	193 2002	10	74	7.4	35	0	0	972	14,359	14.8	76	66	40	14,433	0	66
FOLEY, Jim	SB	N	Ott, Mtl	7	97 1977	90	449	5	24	1	0	182	2,649	14.6	56	15	1	3,098	0	16
FORD, Alan	RB	N	Ssk	12	182 1976	230	1,086	4.7	43	8	0	261	3,850	14.8	66	14	4	4,936	0	22
FORD, Tommy	HB	N	Wpg, Ssk	6	57 1955	144	721	5.0	95	3	1	69	1,358	19.7	58	12	3	2,079	2	17
FORD, Will	RB	A	Ssk, Wpg	3	34 2014	221	1,179	5.3	70	11	3	21	207	9.9	55	2	0	1,386	2	15
FORDE, Duane	RB	N	Cgy, Wpg, Tor, Ham	12	189 2002	110	321	2.9	15	12	0	117	1,181	10.1	28	4	0	1,502	0	16
FORZANI, Tom	WR	N	Cgy	11	172 1983	1	-20	---	0	0	0	553	8,285	15.0	86	62	14	8,265	0	62
FOSTER, Gene	HB	A	Edm, Ott	4	29 1974	324	1,580	4.9	57	3	4	62	545	8.8	49	5	0	2,125	0	8
FRANKLIN, Arjei	WR	N	Wpg, Cgy	7	92 2012	7	21	3.0	8	1	0	168	1,952	11.6	73	3	1	1,973	0	4
FRENCH, Jason	WR	N	Ssk, Ham	8	121 2008	1	-12	---	0	0	0	231	3,022	13.1	70	14	2	3,010	0	14
FRYER, Brian	WR	N	Edm, Ott	7	83 1985	0						192	2,822	14.7	56	7	2	2,822	0	7
FUNSTON, Farrell	E	A	Wpg	8	74 1966	0						220	3,749	17.0	75	32	8	3,749	1	33
GABLE, C.J.	RB	A	Ham, Edm	7	85 2019	880	4,803	5.5	61	28	12	242	2,225	9.2	82	10	3	7,028	0	38
GABRIEL, Tony	TE	N	Ham, Ott	11	168 1981	2	15	7.5	9	0	0	614	9,832	16.0	80	69	26	9,847	3	72
GADDIS, Bob	WR	A	Mtl, Tor, Wpg	5	60 1981	4	39	9.8	15	0	0	188	2,997	15.9	89	10	7	3,036	0	10
GERMANY, Jim	RB	A	Edm	7	92 1983	1,082	5,730	5.3	96	65	9	172	1,642	9.5	47	6	0	7,372	0	71
GETZLAF, Chris	WR	N	Ham, Ssk, Edm	10	147 2017	0						414	6,192	15.0	85	40	9	6,192	0	40
GIGUERE, Samuel	WR	N	Ham, Mtl, Edm	7	107 2018	35	178	5.1	25	4	0	207	2,506	12.1	61	13	2	2,684	0	17
GILCHRIST, Cookie	RB	A	Ham, Ssk, Tor	6	82 1961	849	4,911	5.8	76	28	16	86	1,068	12.4	41	5	1	5,979	2	35

**CFL PLAYER CAREER STATISTICS ...**

**PART 5 - RETIRED PLAYERS**

RUNNING BACKS & RECEIVERS					RUSHING						RECEIVING						Yds	Ret	Tot			
Player	Pos	St	Teams	Yrs	GP Last	Car	Yards	Avg	LG	TD	100	Rec	Yards	Avg	LG	TD	100	Scrim	TDs	TD		
GIRARD, Sylvain	WR	N	Mtl	8	103	2	26	13.0	14	0	0	122	1,975	16.2	67	10	3	2,001	0	10		
GOLAB, Tony	HB	N	Ott	8	60	Partial data only					19										3	23
GORDON, Robert	WR	A	Ott, Tor, BC, Edm, Wpg	13	169	8	23	2.9	15	0	0	623	9,543	15.3	65	50	23	9,566	0	50		
GORE, Shawn	WR	N	BC	7	113	46	310	6.7	25	3	0	307	3,911	12.7	60	20	3	4,221	0	23		
GOTTA, Jack	E	N	Cgy, Mtl, Ssk	9	116	0						253	4,317	17.1	81	21	3	4,317	3	24		
GRAHAM, Lorenzo	RB	N	Tor, Cgy, BC	4	50	345	1,767	5.1	64	16	3	84	942	11.2	41	5	1	2,709	0	21		
GRANT, Bakari	WR	A	Ham, Cgy, Ssk	8	99	2	9	4.5	10	0	0	374	4,732	12.7	51	25	4	4,741	1	26		
GRANT, Bud	E	A	Wpg	4	64	1	9	9.0	9	0	0	216	3,200	14.8	62	13	8	3,209	0	13		
GRANT, Corey	WR	N	Ham, Mtl, Ssk	11	187	4	96	24.0	47	0	0	326	4,479	13.7	65	16	4	4,575	1	17		
GRANT, Tommy	RB	N	Ham, Wpg	14	181	127	559	4.4	70	2	0	329	6,542	19.9	91	51	13	7,101	1	54		
GRAY, Billy	RB	A	Ssk	5	48	394	1,982	5.0	75	5	5	81	999	12.3	85	5	0	2,981	0	10		
GRAY, Tyron	WR	A	BC, Ott, Ssk	6	59	1	10	10.0	10	0	0	176	3,594	20.4	91	24	7	3,604	0	24		
GREEN, Art	RB	A	Ott	5	71	745	3,586	4.8	69	32	8	200	2,281	11.4	47	11	1	5,867	1	44		
GREEN, David	RB	A	Mtl, Ham	4	41	620	3,068	4.9	51	22	11	65	747	11.5	46	3	0	3,815	0	25		
GREEN, Lyle	RB	N	BC, Cgy	10	173	116	569	4.9	29	4	0	83	978	11.8	64	3	0	1,547	0	7		
GREEN, S.J.	WR	A	Mtl, Tor	13	170	3	13	4.3	5	0	0	716	10,222	14.3	74	60	30	10,235	0	60		
GREER, Terry	WR	A	Tor	6	82	17	185	10.9	31	2	0	404	6,817	16.9	65	47	26	7,002	1	50		
GRIGG, Andrew	WR	N	Ham	8	127	0		(OT Fum rec)	1	0	0	318	5,293	16.6	81	27	9	5,293	0	28		
GRIGSBY, Nic	RB	A	Wpg, Ham, Ott	3	25	261	1,214	4.7	40	10	1	75	563	7.5	45	1	0	1,777	0	11		
GULIFORD, Eric	WR	A	Ssk, Wpg	4	43	2	11	5.5	6	0	0	175	2,570	14.7	81	15	6	2,581	0	15		
HAGBERG, Roger	FB	N	Wpg	4	45	443	2,137	4.8	64	13	4	55	610	11.1	38	2	0	2,747	0	15		
HANSON, Fritz	HB	A	Wpg, Cgy	8	59	Partial data only					24										2	27
HANSON, Ryan	RB	N	BC, Tor	8	118	149	838	5.6	48	6	0	46	520	11.3	57	5	0	1,358	0	11		
HARRELL, Calvin	RB	A	Edm	5	45	346	1,419	4.1	47	15	1	116	1,203	10.4	53	7	0	2,622	0	22		
HARRIS, Lou	RB	A	BC, Cgy	4	56	649	3,599	5.5	69	21	8	147	1,533	10.4	59	8	2	5,132	0	29		
HARRIS, M.L.	SB	A	Ham, Tor	4	51	17	40	2.4	11	3	0	145	2,347	16.2	76	13	1	2,387	0	16		
HARRIS, Rod	WR	A	Sac, Shr, Ssk, BC	7	102	5	16	3.2	8	0	0	367	5,413	14.7	85	28	9	5,429	3	31		
HARRISON, Herm	TE	A	Cgy	9	132	0	2	---	2	0	0	443	6,693	15.1	48	43	16	6,695	0	43		
HASKINS, Thomas	RB	A	Mtl	6	82	271	1,443	5.3	41	8	3	193	2,639	13.7	71	19	6	4,082	0	27		
HAZELTON, Vidal	WR	A	Tor, Edm	4	45	0						187	2,219	11.9	108	14	2	2,219	0	14		
HENDRICKSON, Lynn	TE	A	BC	6	80	0						123	1,669	13.6	73	7	1	1,669	0	7		
HENLEY, Garney	HB	A	Ham	16	216	102	552	5.4	52	6	0	243	4,657	19.2	96	42	13	5,209	8	56		
HEPPELL, Bruno	RB	N	Mtl	8	119	132	485	3.7	40	11	0	52	770	14.8	58	3	0	1,255	0	14		
HERON, Lach	WR	A	BC	5	73	0						108	1,572	14.6	82	4	2	1,572	0	4		
HERRON, Mack	RB	A	Wpg	2	32	456	2,427	5.3	65	16	9	69	869	12.6	63	8	0	3,296	1	25		
HERVEY, Ed	WR	A	Edm	8	118	3	17	5.7	23	0	0	476	6,715	14.1	95	43	20	6,732	0	43		
HIGHBAUGH, Larry	WR	A	BC, Edm	13	196	55	337	6.1	45	2	1	86	1,364	15.9	54	14	1	1,701	9	25		
HILL, Jack	HB	A	Ssk	4	51	163	721	4.4	76	6	1	122	1,860	15.2	91	18	2	2,581	1	25		
HOLLAND, John	WR	A	Ham, Cgy, Ott	4	42	0						149	2,532	17.0	81	10	6	2,532	0	10		
HOLMES, Corey	RB	A	Ssk, Ham	7	92	406	2,579	6.4	56	14	4	203	1,980	9.8	47	4	0	4,559	6	24		
HOLMES, Mike	WR	A	Wpg	6	61	2	28	14.0	29	0	0	244	3,752	15.4	90	33	10	3,780	0	33		
HOLMES, Richard	RB	A	Tor, Ott, Wpg	3	41	404	1,941	4.8	72	14	4	71	727	10.2	72	3	0	2,668	0	17		
HOLT, Harry	TE	A	BC	5	54	53	286	5.4	24	2	0	137	2,364	17.3	80	14	6	2,650	1	17		
HOMER, Sonny	HB	N	BC	11	163	25	124	5.0	14	3	0	217	3,765	17.4	85	21	5	3,889	0	24		
HOOD, Harry	HB	N	Wpg, Cgy	8	83	Partial data only					7										2	14
HOOD, James	WR	A	Wpg, Ssk, Mtl, Ott	4	37	1	2	2.0	2	0	0	170	2,319	13.6	58	6	7	2,321	0	6		
HOPKINS, Andy	RB	A	Ham, Mtl	5	57	823	3,922	4.8	97	18	9	146	1,121	7.7	45	1	0	5,043	0	19		
HOUMARD, Bob	RB	A	Wpg, Edm, Ott	4	52	515	2,278	4.4	40	17	2	85	740	8.7	25	1	0	3,018	0	18		
HOUSE, Rick	SB	N	Wpg, Edm	13	189	19	84	4.4	14	3	0	522	8,139	15.6	81	55	14	8,223	0	58		
HOWELL, Markus	WR	A	Wpg, Ott, Cgy	11	176	7	75	10.7	28	0	0	152	2,093	13.8	81	9	0	2,168	3	12		
HOWELL, Ron	HB-WI	N	BC, Ham	12	142	27	208	7.7	50	2	0	152	2,093	13.8	82	20	4	2,301	8	30		
HUCLACK, Dan	RB	N	Wpg, Edm, Mtl, Ham, Tor	9	121	142	546	3.8	23	10	0	152	1,304	8.6	39	4	0	1,850	0	14		
HUDSON, Warren	RB	N	Tor, Wpg	9	144	296	1,507	5.1	38	15	0	204	1,951	9.6	66	8	0	3,458	0	23		
HUGHES, Neal	RB	N	Ssk	11	140	70	277	4.0	21	8	0	46	505	11.0	42	6	0	782	0	14		
HUNSINGER, Chuck	HB	A	Mtl	3	27					13						7				1	21	
IANNUZZI, Marco	WR	N	BC	7	116	7	53	7.6	12	0	0	141	1,662	11.8	56	8	0	1,715	0	8		
ISMAL, Raghib	SB	A	Tor	2	33	70	425	6.1	89	6	0	100	1,951	19.5	87	13	6	2,376	2	21		
JACKSON, Alfred	WR	A	Wpg, BC, Tor	9	115	5	-2	-0.4	3	0	0	369	6,407	17.4	109	51	15	6,405	0	51		
JACKSON, Don	RB	A	Cgy, Ham	4	34	340	1,714	5.0	70	7	4	84	621	7.4	35	2	0	2,335	0	9		
JACKSON, Ernest	WR	A	BC, Ott, Mtl	7	97	17	147	8.6	29	1	0	364	4,862	13.4	80	26	11	5,009	0	27		
JACKSON, Paris	WR	N	BC, Ott, Edm	12	194	0						433	5,859	13.5	64	31	10	5,859	0	31		
JAMES, Gerry	RB	N	Wpg, Ssk	12	145	995	5,554	5.6	74	58	10	58	727	12.5	32	5	0	6,281	0	63		
JANES, Jerry	E	A	BC	5	56	1	1	1.0	1	0	0	132	2,755	20.9	85	20	9	2,756	0	20		
JENKINS, Keyvan	RB	A	BC, Cgy, Sac	8	77	778	3,719	4.8	59	35	5	191	1,959	10.3	51	10	3	5,678	0	45		
JENKINS, Michael	RB	A	Tor, Edm	4	50	618	3,378	5.5	78	16	14	114	1,088	9.5	55	5	0	4,466	0	21		
JOHNS, Tony	RB	A	Mtl, Tor, Wpg	4	64	273	1,045	3.8	30	14	0	80	635	7.9	26	5	0	1,680	0	19		
JOHNSON, Jeff	RB	N	Ham, Tor	14	234	268	1,140	4.3	38	11	1	136	1,232	9.1	59	10	1	2,372	0	21		

**CFL PLAYER CAREER STATISTICS ...**

**PART 5 - RETIRED PLAYERS**

RUNNING BACKS & RECEIVERS						RUSHING						RECEIVING						Yds	Ret	Tot	
Player	Pos	St	Teams	Yrs	GP Last	Car	Yards	Avg	LG	TD	100	Rec	Yards	Avg	LG	TD	100	Scrim	TDs	TD	
JOHNSON, Jeremiah	RB	A	Tor, Ott, BC, Mtl	6	72 2019	661	3,683	5.6	50	33	8	179	1,607	9.0	58	6	0	5,290	0	39	
JOHNSTONE, Chris	RB	N	Edm, Wpg	10	156 1995	415	1,678	4.0	28	22	0	110	1,069	9.7	33	5	0	2,747	0	27	
JONES, Milson	RB	N	Wpg, Edm, Ssk	11	167 1992	973	4,930	5.1	69	48	7	359	3,873	10.8	74	15	5	8,803	0	63	
JONES, Stephen	WR	A	Ssk, Edm, Ott	10	141 1994	8	47	5.9	20	0	0	439	8,256	18.8	89	49	24	8,303	1	50	
JOSEPH, Darren	RB	N	Ott, Ssk, Tor, Mtl	12	175 2003	526	2,412	4.6	65	15	3	103	1,175	11.4	76	4	0	3,587	0	19	
JUDD, Bobby	HB	A	Ott	2	28 1958	245	1,249	5.1	40	10	1	39	432	11.1	30	1	0	1,681	2	13	
KACKERT, Chad	RB	A	Tor	4	31 2015	267	1,702	6.4	57	12	4	60	530	8.8	53	2	0	2,232	0	14	
KEHOE, Sean	RB	N	Wpg, Edm	6	89 1986	164	571	3.5	31	3	0	156	1,482	9.5	62	4	0	2,053	1	8	
KEITH, Kenton	RB	A	Ssk, Ham	5	57 2008	639	3,913	6.1	75	21	15	135	1,252	9.3	80	9	2	5,165	0	30	
KELLY, Brian	WR	A	Edm	9	137 1987	0						575	11,169	19.4	97	97	41	11,169	0	97	
KEY, Larry	RB	A	BC	5	72 1982	887	4,523	5.1	71	47	10	168	1,457	8.7	46	8	0	5,980	0	55	
KING, Mike	FB	N	Edm	9	95 1957	409	1,907	4.7	36	20	2	3	63	21.0	32	0	0	1,970	0	20	
KIRK, Kelvin	WR	A	Ott, Ssk, Tor, Cgy	7	78 1983	8	24	3.0	10	1	0	153	2,942	19.2	88	16	5	2,966	3	20	
KIRWAN, Andre	WR	N	Tor, Ott	6	85 2003	0						177	2,066	11.7	59	9	0	2,066	0	9	
KNIGHT, Lee	SB	N	Ham, Ott	11	174 1997	10	455	45.5	30	6	0	239	2,824	11.8	47	14	3	3,279	0	20	
KOHLERT, Rory	WR	N	Wpg, Cgy	6	100 2017	1	-3	-3.0	0	0	0	167	1,990	11.9	48	9	0	1,987	0	9	
KONIHOWSKI, John	WR	N	Edm, Wpg	9	95 1982	0						136	2,232	16.4	80	14	2	2,232	0	14	
KORCHAK, Bud	E-K	N	Mtl	8	98 1957	Partial data only				0						16				0	16
KROL, Joe	HB-K	N	Ham FW, Tor	10	86 1955	Partial data only				13						2				2	17
KUNTZ, Bobby	RB	N	Tor, Ham	12	142 1967	702	3,563	5.1	59	28	6	107	1,318	12.3	62	7	0	4,881	0	35	
KWONG, Norm	HB	N	Cgy, Edm	13	183 1960	1,745	9,022	5.2	60	77	18	75	903	12.0	35	5	0	9,925	1	83	
LANG, Stu	WR	N	Edm	8	122 1981	3	13	4.3	12	0	0	231	3,203	13.9	62	14	2	3,216	0	14	
LAPOINTE, Éric	RB	N	Mtl, Tor, Ham	8	109 2006	396	2,416	6.1	91	16	3	56	380	6.8	27	1	0	2,796	0	17	
LAROSE, Bob	TE	N	Wpg	7	111 1976	0	6	---	6	0	0	227	4,209	18.5	73	29	9	4,215	0	29	
LASHUK, Mike	RB	N	Edm	7	95 1963	369	1,946	5.3	50	8	1	46	540	11.7	32	2	0	2,486	0	10	
LEE, Orville	RB	N	Ott, Ssk, Ham, Tor	6	74 1993	544	2,104	3.9	61	10	3	128	1,045	8.2	40	2	0	3,149	0	12	
LEFEBVRE, Garry	WR	N	Edm, Mtl	11	136 1976	0						135	2,500	18.5	83	21	2	2,500	2	23	
LETCAVITS, Jim	E	A	Edm, Mtl	6	73 1963	1	1	1.0	1	0	0	142	2,429	17.1	85	13	1	2,430	0	13	
LEWIS, Leo	HB	A	Wpg	11	161 1965	1,351	8,861	6.6	92	48	20	234	4,251	18.2	78	26	3	13,112	1	75	
LEWIS, Marc	WR	A	Ott, Cgy	3	45 1988	3	23	7.7	11	0	0	196	2,741	14.0	72	8	4	2,764	0	8	
LEWIS, Nik	SB	A	Cgy, Mtl	14	226 2017	6	59	9.8	19	0	0	1,051	13,778	13.1	85	71	30	13,837	2	73	
LINTERMAN, Rudy	RB	N	Cgy, Tor	10	157 1977	305	1,399	4.6	69	2	1	376	4,908	13.1	70	18	6	6,307	0	20	
LISBON, Don	RB	A	Mtl, Edm	3	33 1968	326	1,577	4.8	31	6	2	42	446	10.6	60	0	0	2,023	0	6	
LOGAN, Stefan	RB	A	BC, Mtl, Ott	8	107 2019	325	2,007	6.2	66	3	6	105	971	9.2	31	4	1	2,978	4	11	
LONDON, Brandon	WR	A	Mtl	5	62 2014	0						137	2,187	16.0	54	8	5	2,187	0	8	
LUMBALA, Rolly	FB	N	BC	11	188 2018	44	169	3.8	31	5	0	59	471	8.0	25	2	0	640	0	7	
LUMSDEN, Jesse	RB	N	Ham, Edm, Cgy	6	34 2010	291	1,842	6.3	75	10	5	52	650	12.5	78	2	0	2,492	0	12	
LUMSDEN, Neil	RB	N	Tor, Ham, Edm	10	141 1985	817	3,755	4.6	58	36	0	180	1,729	9.6	50	15	0	5,484	0	51	
LUNSFORD, Earl	FB	A	Cgy	6	86 1963	1,199	6,994	5.8	85	55	28	54	528	9.8	29	0	0	7,522	1	56	
LUSTER, Marv	E-HB	A	Mtl, Tor	14	182 1974	4	-11	-2.8	5	0	0	113	1,963	17.4	84	11	3	1,952	2	13	
MADU, Mossis	RB	A	Ham, Ott	6	39 2019	366	1,672	4.6	40	7	2	117	1,024	8.8	40	2	0	2,696	0	9	
MALLET, Martell	RB	A	BC, Cgy	2	19 2014	241	1,403	5.8	57	6	3	50	414	8.3	26	2	0	1,817	0	8	
MANN, Dave	RB	A	Tor	12	155 1970	204	1,071	5.3	86	7	2	204	3,025	14.8	103	24	10	4,096	2	33	
MANN, Maurice	WR	A	Ham, Edm, Tor	7	67 2014	1	14	14.0	14	0	0	245	3,131	12.8	68	19	7	3,145	0	19	
MANNING, Pete	E	A	Cgy, Tor	6	76 1967	1	5	5.0	5	0	0	176	2,577	14.6	52	6	5	2,582	0	6	
MARKLE, Paul	WR	N	Wpg, Tor, Edm	7	103 1974	2	-13	-6.5	6	0	0	92	1,099	11.9	44	4	0	1,086	0	4	
MARLOW, Bobby	RB	A	Ssk	7	86 1959	833	4,291	5.2	62	31	5	94	877	9.3	44	0	0	5,168	3	34	
MARSH, Curtis	WR	A	Ssk	2	26 2001	1	4	4.0	4	1	0	141	2,165	15.4	58	15	9	2,169	0	16	
MARSHALL, Blake	RB	N	Edm	7	88 1993	523	2,449	4.7	50	54	1	143	1,467	10.3	62	11	0	3,916	0	65	
MASOTTI, Paul	WR	N	Tor	12	190 1999	0						556	8,772	15.8	97	44	19	8,772	1	45	
MAURER, Mike	RB	N	Ssk, BC, Ott, Edm	13	167 2009	34	115	3.4	15	1	0	64	643	10.0	28	3	0	758	0	4	
MAYFIELD, Curtis	WR	A	LV, Shr, Ssk	6	101 1999	3	20	6.7	15	0	0	301	5,276	17.5	95	39	14	5,296	5	44	
MAZURAK, Steve	WR	N	Ssk	8	108 1980	0						237	3,714	15.7	73	17	7	3,714	0	17	
MAZZOLI, Nick	SB	N	Ham, Ott, Edm, BC	7	89 1997	16	114	7.1	39	0	0	228	3,520	15.4	82	18	6	3,634	1	19	
MCADOO, Derrick	RB	A	Ham, Tor	5	46 1995	528	2,186	4.1	45	19	3	146	1,530	10.5	48	3	1	3,716	0	22	
MCCRAY, Tim	RB	A	Ott, Ssk	7	70 1990	709	3,876	5.5	81	15	10	216	1,998	9.3	40	7	0	5,874	0	22	
MCDANIEL, Marquay	WR	A	Ham, Cgy	10	134 2018	13	69	5.3	14	1	0	562	7,366	13.1	63	37	16	7,435	0	38	
MCDUGALL, Gerry	RB	N	Ham, Tor	8	108 1966	991	5,081	5.1	88	36	14	186	2,572	13.8	68	15	6	7,653	1	52	
MCGOWAN, George	WR	A	Edm	8	104 1978	2	3	1.5	6	1	0	424	6,256	14.8	61	42	16	6,259	0	43	
MCKENNA, Bill	HB	N	Cgy	6	66 1963	0						115	2,000	17.4	104	16	2	2,000	0	16	
MCKINNIE, Silas	RB	A	Ssk, Cgy	5	58 1973	350	1,984	5.7	72	8	3	135	1,964	14.5	91	9	2	3,948	0	17	
MCKINNIS, Hugh	RB	A	Cgy, Ott, BC	3	38 1977	488	2,437	5.0	89	16	7	66	704	10.7	45	2	0	3,141	0	18	
MCLENNAN, Spencer	RB	N	BC, Mtl, Wpg	10	161 2000	0						40	491	12.3	29	0	0	491	1	1	
MCMANN, Chuck	RB	N	Mtl	10	130 1985	22	83	3.8	10	2	0	80	1,150	14.4	40	4	0	1,233	0	6	
MCNAMARA, Bob	HB	N	Wpg	4	29 1958	245	1,478	6.0	49	14	3	58	800	13.8	75	6	1	2,278	1	21	
MCORQUINDALE, John	RB	N	Wpg, Ham, Ssk	5	77 1982	72	358	5.0	35	2	0	28	220	7.9	20	2	0	578	1	5	
MCQUAY, Leon	RB	A	Tor, Cgy	4	36 1977	402	2,158	5.4	81	7	7	74	982	13.3	81	8	1	3,140	0	15	

**CFL PLAYER CAREER STATISTICS ...**

**PART 5 - RETIRED PLAYERS**

RUNNING BACKS & RECEIVERS						RUSHING						RECEIVING						Yds	Ret	Tot	
Player	Pos	St	Teams	Yrs	GP Last	Car	Yards	Avg	LG	TD	100	Rec	Yards	Avg	LG	TD	100	Scrim	TDs	TD	
MCTAGUE, Mike	K-WR	N	Cgy, Mtl, Ssk	9	130 1987	11	122	11.1	44	0	0	214	3,037	14.2	42	11	3	3,159	0	11	
McVEY, Andy	RB	N	Cgy	7	125 1993	340	1,578	4.6	37	15	0	135	1,320	9.8	47	5	1	2,898	0	20	
MESSAM, Jerome	RB	N	BC, Edm, Mtl, Ssk, Cgy	9	131 2018	1,087	5,689	5.2	53	34	14	225	2,022	9.0	63	1	0	7,711	0	35	
METCALF, Terry	RB	A	Tor	3	44 1980	450	1,914	4.3	30	8	2	137	1,254	9.2	40	7	0	3,168	0	15	
MILES, Rollie	RB	A	Edm	11	157 1961	515	3,032	5.9	91	19	4	150	2,456	16.4	83	15	1	5,488	2	36	
MILES, Tony	WR	A	Ham, Tor	7	92 2008	3	17	5.7	13	0	0	383	5,245	13.7	96	23	12	5,262	2	25	
MILLER, Nick	RB	N	Wpg	12	129 1964	26	158	6.1	36	0	0	0						158	0	0	
MILLER, William	RB	A	Wpg, Tor	4	42 1986	601	2,984	5.0	54	16	9	122	1,113	9.1	75	6	0	4,097	0	22	
MILLINGTON, Sean	RB	N	Edm, BC, Wpg, Tor	13	194 2005	1,129	6,086	5.4	65	75	9	312	3,236	10.4	70	11	1	9,322	1	87	
MILLS, Troy	RB	A	Sac, Ott, Edm, Wpg	9	101 2003	862	4,693	5.4	60	35	12	244	3,058	12.5	69	11	4	7,751	1	47	
MIMBS, Robert	RB	A	Wpg, BC, Ssk	7	81 1997	1,244	6,162	5.0	47	38	22	188	1,800	9.6	54	4	1	7,962	0	42	
MIMS, Jesse	RB	A	Cgy	3	30 1973	297	1,616	5.4	75	8	5	62	752	12.1	47	5	0	2,368	0	13	
MINTER, Cedric	RB	A	Tor, Ott	5	62 1987	599	2,774	4.6	73	24	3	173	2,018	11.7	79	8	4	4,792	0	32	
MITCHELL, Bryant	WR	A	Edm	3	19 2018	3	38	12.7	25	0	0	97	1,418	14.6	75	6	6	1,456	0	6	
MITCHELL, Derrell	WR	A	Tor, Edm	11	174 2007	21	179	8.5	45	2	0	821	12,014	14.6	86	90	47	12,193	3	95	
MOFFORD, Ian	RB	N	Mtl, Ott, Wpg	9	124 1982	52	208	4.0	14	0	0	38	482	12.7	31	3	0	690	0	3	
MOLNAR, Steve	RB	N	Ssk	10	141 1978	570	2,549	4.5	34	20	2	142	1,552	10.9	63	2	0	4,101	0	22	
MONTANA, Denis	WR	N	Ott, Cgy, BC, Mtl, Tor, Edm	9	110 2004	2	-3	-1.5	6	0	0	155	2,234	14.4	91	8	1	2,231	0	8	
MOORE, Nick	WR	A	BC, Wpg	7	69 2017	1	7	7.0	7	0	0	282	3,758	13.3	69	16	6	3,765	0	16	
MOORE, Travis	WR	A	Cgy, Ssk	11	157 2005	11	46	4.2	11	0	0	645	9,930	15.4	89	79	25	9,976	0	79	
MOORE, Will	WR	A	Cgy	3	35 1994	0						120	1,913	15.9	55	23	4	1,913	0	23	
MORO, Tony	TE	N	Tor, BC	7	95 1977	3	16	5.3	10	0	0	112	1,941	17.3	65	8	1	1,957	0	8	
MORREALE, Mike	WR	N	Ham, Tor	12	216 2006	0						509	6,649	13.1	92	24	5	6,649	0	24	
MULLER, Peter	TE	N	Tor	9	126 1981	7	13	1.9	10	0	0	308	3,826	12.4	58	13	2	3,839	0	13	
MUNSEY, Bill	DB-RE	A	BC	5	76 1967	409	1,984	4.9	76	12	5	72	582	8.1	34	0	0	2,566	0	12	
MURPHY, James	WR	A	Wpg	8	121 1990	16	87	5.4	16	0	0	573	9,036	15.8	86	61	37	9,123	1	62	
MURPHY, Mike	RB	A	Ott	4	59 1980	443	1,983	4.5	50	6	1	163	1,634	10.0	48	4	0	3,617	0	10	
MURPHY, Yo	WR	A	BC, Ott, Ssk	9	74 2007	1	15	15.0	15	0	0	213	3,175	14.9	85	16	6	3,190	0	16	
MUSSO, Johnny	RB	A	BC	3	34 1974	320	1,493	4.7	25	11	2	90	1,067	11.9	41	2	1	2,560	0	13	
NARCISSE, Donald	WR	A	Ssk	13	216 1999	4	12	3.0	16	0	0	919	12,366	13.5	77	75	34	12,378	0	75	
NEWMAN, Dave	RB	A	Tor, Ott	6	62 1985	16	98	6.1	12	0	0	196	3,145	16.0	87	34	5	3,243	1	35	
NIELSEN, Ken	WR	N	Wpg	7	81 1970	0						280	4,340	15.5	72	31	8	4,340	0	31	
NIXON, Rhome	WR	A	Ott, BC	5	57 1975	0						155	2,513	16.2	68	17	7	2,513	0	17	
NOHRA, Mark	RB	N	BC, Edm, Ott	8	109 2006	428	2,042	4.8	35	10	6	58	573	9.9	46	2	0	2,615	0	12	
NOWACKI, Andrew	WR	N	Edm	8	117 2011	0						186	2,054	11.0	49	6	0	2,054	0	6	
OLDHAM, Hugh	WR	A	Ott	5	68 1974	14	65	4.6	19	0	0	169	3,504	20.7	100	33	12	3,569	0	33	
O'LEARY, John	RB	A	Mtl	3	47 1979	477	2,123	4.5	57	10	2	96	1,217	12.7	80	7	1	3,340	0	17	
OLIPHANT, Mike	RB	A	Sac, Wpg	3	25 1995	152	841	5.5	52	9	1	67	1,027	15.3	83	6	2	1,868	0	15	
OOSTERHUIS, Jon	RB	N	Wpg	9	143 2010	1	12	12.0	12	0	0	8	63	7.9	19	2	0	75	0	2	
O'QUINN, John 'Red'	E	A	Mtl	8	108 1959	2	5	2.5	3	0	0	377	5,679	15.1	69	34	19	5,684	0	34	
ORANGE, Doyle	RB	A	Tor, Ham	4	39 1977	484	2,406	5.0	56	11	3	65	607	9.3	40	6	0	3,013	0	17	
OWENS, Chad	SB	A	Mtl, Tor, Ham, Ssk	9	105 2017	24	137	5.7	18	0	0	521	6,217	11.9	69	26	16	6,354	9	35	
PAL, Joey	HB	A	Mtl	10	116 1957	Partial data only				1										2	37
PALMER, Michael	WR	N	Tor, Ssk	6	96 2008	0						86	1,086	12.6	60	3	1	1,086	0	3	
PANKRATZ, John	SB	N	BC	8	130 1987	1	10	10.0	10	0	0	344	4,740	13.8	79	30	8	4,750	0	30	
PANTAGES, Rod	RB	N	Ssk, Cgy, Edm, Mtl	9	114 1956	150	731	4.9	50	6	0	12	165	13.8	39	0	0	896	0	6	
PARKER, Anthony	WR	N	Cgy, BC, Edm	9	117 2019	35	326	9.3	24	1	0	185	2,344	12.7	70	15	2	2,670	0	16	
PARKER, Anthony	RB	A	BC, Cgy	5	53 1990	485	2,432	5.0	56	12	3	131	1,361	10.4	77	4	0	3,793	0	16	
PARKER, Jackie	HB-QE	A	Edm, Tor, BC	13	177 1968	834	5,327	6.4	57	67	5	135	2,308	17.1	81	19	2	7,635	2	88	
PATERSON, Gord	SB	N	Wpg, Ham	8	107 1981	1	1	1.0	1	0	0	271	3,594	13.3	58	18	5	3,595	0	18	
PATTERSON, Hal	RB	A	Mtl, Ham	14	145 1967	60	663	11.1	60	5	0	460	9,473	20.6	109	64	34	10,136	6	75	
PATTON, Martin	RB	A	Shr, Wpg	3	33 1996	354	1,734	4.9	53	20	2	55	544	9.9	61	3	0	2,278	0	23	
PEARCE, Bob	HB	N	Ssk, BC	7	64 1976	36	190	5.3	28	0	0	87	1,525	17.5	80	14	3	1,715	0	14	
PEARCE, Matt	RB	N	Wpg	7	122 1995	86	405	4.7	44	1	0	26	276	10.6	57	2	0	681	0	3	
PEARSON, Paul	WR	N	Cgy, Ssk, Tor	10	147 1987	41	267	6.5	21	0	0	424	5,867	13.8	71	28	13	6,134	0	28	
PERKINS, Art	RB	A	Wpg, Edm	6	74 1969	681	2,961	4.3	28	21	1	124	1,386	11.2	66	8	1	4,347	0	29	
PETERSON, Kamau	WR	N	Cg, Wp, Hm, Ed, BC	11	160 2011	9	20	2.2	13	0	0	534	6,879	12.9	66	29	11	6,899	0	29	
PETROS, Tim	RB	N	Cgy	7	100 1990	488	2,228	4.6	74	18	2	141	1,007	7.1	27	0	0	3,235	0	18	
PETTERSEN, Leif	SB	N	Ssk, Ham	8	114 1981	0						208	3,032	14.6	52	24	4	3,032	0	24	
PFEIFER, Al	E	A	Tor, Ott	6	64 1957	0						265	4,177	15.8	63	40	23	4,177	0	40	
PHILLIPS, Lawrence	RB	A	Mtl, Cgy	2	23 2003	294	1,508	5.1	51	14	4	46	384	8.3	30	0	0	1,892	0	14	
PHILPOT, Cory	RB	A	BC, Wpg	8	94 2000	882	5,213	5.9	92	46	17	173	1,870	10.8	75	11	2	7,083	2	59	
PINHEY, Don	HB	A	Ott	5	63 1958	156	786	5.0	30	7	0	53	845	15.9	93	7	1	1,631	0	14	
PITCHER, David	WR	N	Ssk, Edm, Wpg, Mtl	9	126 1998	5	39	7.8	19	0	0	28	292	10.4	24	1	0	331	0	1	
PITTS, Allen	WR	A	Cgy	11	176 2000	1	-5	-5.0	0	0	0	966	14,891	15.4	87	117	64</				

**CFL PLAYER CAREER STATISTICS ...**

**PART 5 - RETIRED PLAYERS**

RUNNING BACKS & RECEIVERS					RUSHING						RECEIVING						Yds	Ret	Tot		
Player	Pos	St	Teams	Yrs	GP	Last	Car	Yards	Avg	LG	TD	100	Rec	Yards	Avg	LG	TD	100	Scrim	TDs	TD
POPLAWSKI, Joe	WR	N	Wpg	9	129	1986	0					0	549	8,341	15.2	68	48	20	8,341	0	48
PRATHER, Rollin	E	A	Edm	5	61	1954	1	11	11.0	11	0	0	119	1,894	15.9	80	12	4	1,905	0	12
PRESSLEY, Butch	RB	A	Edm, Wpg	6	73	1969	466	2,277	4.9	52	16	3	67	767	11.4	40	3	0	3,044	0	19
PRICE, Maurice	WR	A	Cgy, Ott	4	47	2015	4	20	5.0	9	0	0	167	2,340	14.0	102	13	6	2,360	0	13
PRINGLE, Mike	RB	A	Edm, Sac, Bal, Mtl	13	188	2004	2,962	16,425	5.5	86	125	73	396	3,830	9.7	56	12	2	20,255	0	137
PROFIT, Mel	TE	A	Tor	6	83	1971	1	-9	-9.0	0	0	0	220	3,683	16.7	75	20	9	3,674	0	20
PULLEN, Tom	E	N	Ott, Tor, Mtl	8	107	1975	0						157	2,098	13.4	74	7	2	2,098	0	7
PURDIN, Ray	RB	A	Ssk	3	41	1963	334	1,657	5.0	93	11	3	87	1,392	16.0	104	9	4	3,049	0	20
RADLEIN, Julian	RB	N	Ham	4	69	2006	144	386	2.7	22	19	0	66	551	8.3	32	1	0	937	0	20
RAIMEY, Dave	RB	A	Wpg, Tor	10	142	1974	886	5,528	6.2	100	25	17	170	2,189	12.9	96	12	2	7,717	4	41
RALPH, Brett	WR	N	Cgy	5	90	2009	5	30	6.0	24	0	0	172	2,466	14.3	65	12	2	2,496	0	12
RALPH, Brock	WR	N	Edm, Ham, Wpg	8	108	2010	32	200	6.3	24	0	0	238	3,045	12.8	88	12	3	3,245	0	12
RALPH, Jimmy	WR	N	Tor	3	39	2019	0						72	714	9.9	40	1	0	714	0	1
RAMBO, Ken-Yon	WR	A	Cgy, Tor	8	103	2012	20	140	7.0	36	1	0	416	6,119	14.7	100	39	14	6,259	0	40
RANEK, Josh	RB	A	Ott, Ham, Ssk	6	78	2007	826	4,377	5.3	71	24	11	251	2,506	10.0	51	13	1	6,883	1	38
REAVES, Willard	RB	A	Wpg	5	62	1987	1,110	5,923	5.3	75	44	26	113	1,202	10.6	76	9	1	7,125	0	53
REED, George	FB	A	Ssk	13	203	1975	3,243	16,116	5.0	71	134	66	300	2,772	9.2	50	3	1	18,888	0	137
REGIMBALD, Scott	RB	N	Cgy, Wpg	7	126	2006	63	189	3.0	68	8	0	65	709	10.9	44	2	0	898	0	10
REID, Fred	RB	A	Wpg	5	83	2011	773	4,505	5.8	61	22	10	99	810	8.2	44	1	0	5,315	0	23
REID, Jim	RB	N	Ham, Ott	10	147	1988	319	1,499	4.7	22	5	0	257	2,694	10.5	65	8	1	4,193	0	13
REYNOLDS, Joffrey	RB	A	Cgy	8	125	2011	1,590	9,213	5.8	55	53	31	226	2,036	9.0	62	8	0	11,249	0	61
RICHARDS, Tom	WR	N	Edm	5	74	1990	4	25	6.3	15	0	0	172	3,033	17.6	72	14	8	3,058	2	16
RICHARDSON, Jamel	WR	A	Ssk, Mtl	11	124	2015	1	13	13.0	13	0	0	605	8,340	13.8	81	52	24	8,353	0	52
RICHARDSON, Mike	RB	A	Wpg, Ott	5	54	1996	692	3,467	5.0	33	18	11	179	1,807	10.1	60	13	2	5,274	0	31
ROBERTS, Charles	RB	A	Wpg, BC	8	138	2008	1,918	10,285	5.4	70	69	38	368	3,396	9.2	64	13	1	13,681	2	84
ROBERTS, Gene	HB	N	Mtl, Ott	4	52	1954	Partial data only				17						7			0	24
ROBERTSON, Jamal	RB	A	Tor, BC	4	60	2011	543	2,925	5.4	75	26	7	159	1,310	8.2	52	3	0	4,235	0	29
ROBINSON, Ron	SB	A	Cgy, Ssk, Mtl, BC	6	65	1985	0						221	3,813	17.3	95	37	14	3,813	0	37
RODGERS, Johnny	RB	A	Mtl	4	59	1976	216	1,138	5.3	58	7	0	186	3,463	18.6	72	28	10	4,601	2	37
ROGERS, Joseph	WR	A	Edm, Wpg, Cgy, Ott	4	47	1999	1	-1	-1.0	0	0	0	185	2,591	14.0	90	12	6	2,590	2	14
ROWE, Paul	HB	N	Cal B, Cgy	9	78	1950	Partial data only				24						0			3	27
RUTLEY, Brandon	RB	A	Mtl, BC	7	47	2019	326	1,695	5.2	50	5	1	85	802	9.4	65	5	0	2,497	1	11
SANDUSKY, Jim	WR	A	BC, Edm	12	165	1998	4	10	2.5	12	0	0	586	9,737	16.6	78	69	31	9,747	1	70
SANTUCCI, Angelo	RB	N	Edm, Ham, Ott	10	127	1984	414	1,783	4.3	30	6	1	111	786	7.1	48	2	0	2,569	0	8
SAPUNJIS, David	SB	N	Cgy	7	120	1996	3	24	8.0	24	0	0	460	6,586	14.3	75	46	17	6,610	1	47
SAUNDERS, Jalen	WR	A	Ham	2	25	2018	2	12	6.0	11	0	0	121	1,909	15.8	60	6	6	1,921	0	6
SAUNDERS, Mike	RB	A	Ssk, SA, Mtl, Ham, Tor	8	108	1999	1,160	5,780	5.0	52	39	11	332	3,908	11.8	91	33	2	9,688	0	72
SCOTT, Bo	RB	A	Ott	5	53	1968	541	3,064	5.7	87	18	6	78	858	11.0	80	10	0	3,922	1	29
SCOTT, Tom	SB	A	Wpg, Edm, Cgy	11	169	1984	84	411	4.9	30	3	0	649	10,837	16.7	98	88	40	11,248	0	91
SHANNON, Carver	HB	A	Wpg, Ham	3	31	1961	200	1,093	5.5	53	6	1	49	743	15.2	90	9	0	1,836	0	15
SHATTO, Dick	HB	N	Tor	12	159	1965	1,316	7,007	5.3	67	38	16	466	6,684	14.3	82	52	14	13,691	1	91
SHAW, Bob	E	A	Cgy, Tor	3	40	1953	1	-1	-1.0	0	0	0	116	2,147	18.5	83	13	6	2,146	0	13
SHAW, Gerry	WR	N	Cgy	10	154	1974	0						313	4,732	15.1	70	34	11	4,732	1	35
SHAW, Kenny	WR	A	Tor, Ssk	3	23	2018	2	7	3.5	11	0	0	94	1,223	13.0	49	5	3	1,230	0	5
SHAW, Trevor	WR	N	Ham, BC	9	126	2003	0						91	1,053	11.6	54	6	1	1,053	0	6
SHEETS, Kory	RB	A	Ssk	2	33	2013	516	2,875	5.6	48	23	12	86	781	9.1	76	2	1	3,656	0	25
SHEPARD, Charlie	RB	A	Wpg	6	73	1962	685	3,768	5.5	70	28	9	32	406	12.7	38	1	0	4,174	0	29
SHEPHERD, Johnny	RB	A	Ham	4	30	1986	329	1,492	4.5	62	2	3	100	882	8.8	66	4	1	2,374	0	6
SIMON, Geroy	WR	A	Wpg, BC, Ssk	15	238	2013	23	194	8.4	88	1	1	1,029	16,352	15.9	103	103	63	16,546	0	104
SIMPSON, Bob	E	N	Ott	13	169	1962	1	3	3.0	4	0	0	274	6,034	22.0	85	65	19	6,037	5	70
SIMPSON, Chad	RB	A	Wpg, Edm	3	30	2015	336	1,910	5.7	75	12	3	70	546	7.8	49	1	0	2,456	0	13
SINKFIELD, Terrell	WR	A	Tor, Ham, BC	4	36	2018	44	296	6.7	43	0	0	108	1,892	17.5	87	10	3	2,188	1	11
SINOPOLI, Brad	WR	N	Cgy, Ott	9	138	2019	4	37	9.3	26	1	0	509	5,741	11.3	65	19	12	5,778	0	20
SKINNER, Chris	RB	N	Edm, Ott, BC	9	140	1993	580	2,912	5.0	60	14	3	286	2,953	10.3	69	12	0	5,865	0	26
SKOLROOD, Lawrie	TE	N	Ssk, Ham	14	215	1987	1	-13		1	0	0	160	2,244	14.0	57	7	1	2,231	0	7
SMELLIE, Kevin	RB	A	Tor	4	72	1994	191	938	4.9	65	11	0	50	482	9.6	61	5	0	1,420	0	16
SMITH, Darrell K.	WR	A	Tor, Edm	8	116	1993	24	107	4.5	20	1	0	476	8,242	17.3	89	52	25	8,349	0	53
SMITH, Demetrius	WR	A	Cgy	6	90	1995	6	21	3.5	16	0	0	207	3,136	15.1	106	11	3	3,157	5	16
SMITH, Joe	RB	A	BC, Wpg	3	33	2008	571	3,014	5.3	66	32	7	84	676	8.0	26	2	0	3,690	0	34
SMITH, Joe Bob	HB	A	Edm	4	51	1961	115	504	4.4	35	1	0	137	2,399	17.5	80	16	5	2,903	0	17
SMITH, Larry	SB	N	Mtl	9	140	1980	397	1,696	4.3	51	8	0	238	2,772	11.6	55	18	1	4,468	0	26
SMITH, Ryan	WR	A	Ssk, Wpg	3	35	2016	7	9	1.3	6	0	0	125	1,638	13.1	68	8	2	1,647	0	8
SMITH, Waddell	WR	A	Edm	7	93	1983	11	168	15.3	54	1	0	342	5,517	16.1	77	51	13	5,685	0	52
SMYLIE, Doug	HB	N	Tor, Mtl, Ott	8	80	1953	Partial data only				10						7			3	17
SOLES, Michael	RB	N	Edm, Mtl	11	195	1999	579	3,007	5.2	51	20	3	325	3,501	10.8	44	25	2	6,508	0	45
SPENCER, Diontae	WR	A	Tor, Ott	4	57	2018	13	107	8.2	28	0	0	259	3,137	12.1	79	19	9	3,244	3	22
STEVENSON, Art	HB	A	Wpg	5	36	1941	Partial data only				11						2			1	14



**CFL PLAYER CAREER STATISTICS ...**

**PART 5 - RETIRED PLAYERS**

RUNNING BACKS & RECEIVERS						RUSHING						RECEIVING						Yds	Ret	Tot	
Player	Pos	St	Teams	Yrs	GP Last	Car	Yards	Avg	LG	TD	100	Rec	Yards	Avg	LG	TD	100	Scrim	TDs	TD	
STALA, Dave	WR	N	Mtl, Ham, Tor	13	180 2015	1	-3	-3.0	0	0	0	429	5,424	12.6	87	29	8	5,421	0	29	
STAMPS, Fred	WR	A	Edm, Mtl	9	133 2015	9	46	5.1	11	0	0	536	8,411	15.7	95	54	29	8,457	0	54	
STAPLER, Steve	WR	A	Tor, Ham	8	101 1988	5	-10	-2.0	14	0	0	353	5,848	16.6	83	40	13	5,838	0	40	
STEELE, Curtis	RB	A	Tor, Ssk	4	40 2016	192	1,134	5.9	38	7	0	65	521	8.0	26	1	0	1,655	0	8	
STEGALL, Milt	WR	A	Wpg	14	199 2008	12	56	4.7	20	1	0	854	15,153	17.7	105	144	54	15,209	2	147	
STENERSON, Peter	WR	N	Ott	8	101 1982	14	65	4.6	18	0	0	99	1,460	14.7	56	11	1	1,525	0	11	
STEWART, Ron	RB	N	Ott	13	167 1970	983	5,690	5.8	72	42	8	202	2,727	13.5	70	23	2	8,417	2	67	
STEWART, Tony	RB	A	Cgy, Ham	4	48 1996	458	2,283	5.0	65	20	4	144	1,371	9.5	42	8	0	3,654	0	28	
STODDARD, Jamie	WR	N	Wpg	9	151 2008	2	8	4.0	9	0	0	191	2,808	14.7	68	11	2	2,816	0	11	
STOKES, Keith	WR	A	Mtl, Wpg, Tor	7	88 2008	28	85	3.0	30	0	0	178	2,517	14.1	70	10	6	2,602	12	22	
STONE, Avatus	HB	A	Ott, Mtl	5	62 1957	Partial data only				10								7		2	19
STONE, Don	HB	A	Cgy	3	29 1961	222	1,123	5.1	45	6	3	46	604	13.1	56	8	0	1,727	0	14	
STOQUA, Pat	RB	N	Ott	6	58 1984	0						92	1,546	16.8	48	6	2	1,546	0	6	
STREATER, Eric	WR	A	BC, Wpg	5	64 1992	6	23	3.8	25	0	0	216	3,192	14.8	83	27	8	3,215	0	27	
STRICKLAND, Mike	RB	A	BC, Ssk	4	58 1979	936	4,179	4.5	49	27	11	169	1,489	8.8	37	3	0	5,668	0	30	
SUTTON, Tyrell	RB	A	Mtl, BC, Ham	7	77 2019	733	4,044	5.5	54	17	9	189	1,665	8.8	71	4	0	5,709	0	21	
SWIFT, Bob	FB-OL	N	BC, Tor, Wpg	14	207 1977	384	1,695	4.4	24	20	1	18	131	7.3	20	0	0	1,826	0	20	
SYKES, James	RB	A	Cgy, Wpg	7	75 1986	1,156	5,870	5.1	84	48	18	235	2,286	9.7	72	5	1	8,156	1	54	
SYMONS, Bill	RB	A	BC, Tor	8	103 1973	814	4,300	5.3	98	33	11	186	2,287	12.3	75	11	2	6,587	0	44	
SZARKA, Chris	RB	N	Ssk	14	223 2010	423	1,703	4.0	37	33	0	98	1,308	13.3	58	5	0	3,011	2	40	
TALBOT, Andre	WR	N	Tor, Edm	10	126 2010	0						288	3,703	12.9	70	18	4	3,703	0	18	
TASKER, Luke	WR	A	Hm	7	88 2019	3	33	11.0	13	0	0	455	5,734	12.6	64	35	14	5,767	0	14	
TAYLOR, Bobby	WR	N	Cgy, Tor, Edm	12	144 1973	5	47	9.4	28	0	0	521	8,223	15.8	82	50	22	8,270	0	50	
TAYLOR, Reggie	RB	A	BC, Edm	4	55 1991	609	3,886	6.4	81	10	10	105	1,162	11.1	67	10	1	5,048	0	20	
THELEN, Dave	FB	A	Ott, Tor	9	124 1966	1,530	8,463	5.5	77	47	30	119	1,764	14.8	76	9	1	10,227	0	56	
THELWELL, Ryan	WR	N	BC, Cgy	11	161 2011	3	69	23.0	43	0	0	441	6,716	15.2	75	39	10	6,785	1	40	
THODOS, Pete	RB	A	Ssk, Cgy, BC, Mtl, Wpg	9	114 1956	Partial data only				13						14				0	27
THOMAS, Jim	RB	A	Edm	9	113 1971	1,111	6,161	5.5	104	37	15	221	2,642	12.0	88	14	1	8,803	0	51	
THOMPSON, Bobby	RB	A	Ssk	7	90 1977	574	2,961	5.2	69	5	2	266	4,207	15.8	94	31	10	7,168	1	37	
THOMPSON, Larry	WR	A	Wpg, Ssk, Ham, BC	8	104 2002	12	78	6.5	49	0	0	373	5,801	15.6	82	30	15	5,879	0	30	
THORPE, Jim	WR	A	Tor, Wpg	4	58 1972	27	82	3.0	15	0	0	209	4,091	19.6	94	34	14	4,173	0	34	
THURMON, Elijah	WR	A	Ssk, Cgy, Mtl	4	65 2007	0						262	3,322	12.7	73	17	4	3,322	0	17	
TOLBERT, Emmanuel	WR	A	Ssk, Tor, Cgy, BC	11	134 1990	29	199	6.9	54	0	0	480	8,108	16.9	80	52	22	8,307	0	52	
TOLIVER, Terrence	WR	A	Ham	4	39 2018	0						146	2,176	14.9	59	16	5	2,176	0	16	
TONER, Marshall	SB	N	Cgy	6	89 1991	0						140	2,096	15.0	55	8	2	2,096	0	8	
TOOHY, Ralph	E	N	Mtl, Ham	12	146 1958	Partial data only				0						19				2	21
TOUNKARA, Ibrahim	WR	N	Cgy, Ham, Ssk	7	117 2006	2	11	5.5	9	0	0	103	1,168	11.3	36	7	0	1,179	0	7	
TREMBLAY, Wilf	HB	N	Ott, Ssk	10	68 1951	Partial data only				2						10				2	14
TREVATHAN, Mike	WR	A	BC, Wpg	8	114 1998	9	52	5.8	18	0	0	411	6,476	15.8	67	46	9	6,528	0	46	
TUCKER, Jason	WR	A	Edm	7	102 2008	2	21	10.5	14	1	0	388	7,046	18.2	105	59	22	7,067	0	60	
TUCKER, Whit	WR	N	Ott	9	121 1970	2	-19	---	8	0	0	272	6,092	22.4	94	53	22	6,073	1	54	
TURNER, Howie	HB	N	Ott	8	91 1954	Partial data only				15						15				4	34
TUTTLE, Perry	WR	A	Wpg	6	88 1991	10	39	3.9	19	0	0	321	5,817	18.1	94	41	17	5,856	0	41	
UNDERWOOD, Tiquan	WR	A	Ham, Mtl	3	32 2017	0						87	1,320	15.2	58	6	1	1,320	0	6	
VAN, Travon	RB	A	Ott, Edm, BC, Tor	4	22 2018	162	748	4.6	29	6	1	44	291	6.6	35	1	0	1,039	0	7	
VAUGHN, Terry	WR	A	Cgy, Edm, Mtl, Ham	12	211 2006	17	70	4.1	12	0	0	1,006	13,746	13.7	104	73	35	13,816	0	73	
VEREB, Ed	HB	A	BC	4	47 1961	320	1,658	5.2	52	9	1	71	970	13.7	91	13	0	2,628	1	23	
VICCARS, Bob	TE	N	Cgy	7	104 1981	1	-4	-4.0	0	0	0	130	1,713	13.2	78	4	0	1,709	0	4	
VICIC, Don	FB	A	BC	8	85 1964	373	1,696	4.5	23	12	0	25	262	10.5	24	2	0	1,958	0	14	
VITI, Dave	WR	A	Ham	8	105 1969	0						84	1,237	14.7	41	4	0	1,237	0	4	
VOLPE, Jon	RB	A	BC, LV	4	40 1994	511	2,654	5.2	44	36	7	100	896	9.0	37	6	0	3,550	0	42	
WAGGONER, Hal	HB	A	Ham, Tor, Mtl	8	62 1960	Partial data only				23						10				0	33
WAGNER, Virgil	HB	A	Mtl	9	110 1954	Partial data only				60						15				4	79
WALKER, Alvin 'Skip'	RB	A	Mtl, Ott	5	58 1984	648	3,574	5.5	64	33	14	114	1,625	14.3	96	7	0	5,199	1	41	
WALKER, Bruce	WR	N	Ott	5	66 1984	2	41	20.5	34	1	0	120	1,511	12.6	52	5	1	1,552	1	7	
WALKER, Wayne	WR	A	Ott, Shr	4	35 1996	4	78	19.5	38	1	0	148	2,572	17.4	98	22	7	2,650	0	23	
WALLING, Brian	RB	N	Edm, Tor, Ssk, Ham	10	138 1996	213	1,059	5.0	31	2	1	32	219	6.8	21	4	0	1,278	0	6	
WALLS, Tyrone	TE	A	Edm, BC	7	89 1978	2	-9	-4.5	0	0	0	243	3,110	12.8	67	14	3	3,101	2	16	
WALTER, Matt	RB	N	Cgy, Ssk	5	65 2016	243	1,296	5.3	38	4	2	29	229	7.9	31	0	0	1,525	0	4	
WALTERS, Joey	WR	A	Ssk	6	59 1982	1	0	0.0	0	0	0	296	5,240	17.7	72	33	25	5,240	2	35	
WALTERS, Rick	SB	A	Ssk, Edm, Cgy	11	138 2004	44	187	4.3	16	1	0	221	2,629	11.9	86	9	1	2,816	2	12	
WARDIEN, Del	HB	A	Cgy, Ssk	8	100 1954	Partial data only				16						5				0	21
WARLICK, Ernie	E	A	Cgy	5	74 1961	0						202	3,332	16.5	80	16	5	3,332	1	17	
WARREN, Antonio	RB	A	Cgy, BC	5	62 2006	547	2,798	5.1	50	19	5	145	1,426	9.8	34	5	0	4,224	1	25	
WARRINGTON, Don	RB	N	Edm	9	128 1979	107	512	4.8	25	0	0	230	2,918	12.7	78	14	1	3,430	0	14	
WASHINGTON, Jim	RB	A	Wpg, Ssk	7	91 1980	1,206	6,127	5.1	68	31	13	210	1,712	8.2	61	8	0	7,839	1	40	
WASHINGTON, Mike	RB	A	Ssk	3	31 1984	299	1,428	4.8	33	6	3	73	646	8.8	44	1	0	2,074	0	7	



**CFL PLAYER CAREER STATISTICS ...**

**PART 5 - RETIRED PLAYERS**

RUNNING BACKS & RECEIVERS						RUSHING						RECEIVING						Yds	Ret	Tot
Player	Pos	St	Teams	Yrs	GP Last	Car	Yards	Avg	LG	TD	100	Rec	Yards	Avg	LG	TD	100	Scrim	TDs	TD
WASHINGTON, Vic	RB	A	Ott, BC	3	35 1970	229	1,405	6.1	85	12	6	100	1,661	16.6	60	12	2	3,066	2	26
WATKINS, Kerry	WR	A	Mtl	8	112 2011	21	183	8.7	42	0	0	515	7,431	14.4	75	48	23	7,614	0	48
WATKINS, Ted	E	A	Ott, Ham	5	68 1967	0						154	3,135	20.4	107	21	4	3,135	0	21
WATT, Spencer	WR	N	Tor, Ham	7	94 2016	3	1	0.3	5	0	0	156	1,926	12.3	50	9	2	1,927	0	9
WELLS, Joel	HB	A	Mtl	3	35 1959	331	1,646	5.0	63	12	6	95	1,103	11.6	76	4	2	2,749	0	16
WEST, Davey	RB	N	Tor, Cg, Wp, Ed, Hm, Ot	11	128 1961	136	388	2.9	25	4	0	93	2,167	23.3	91	23	4	2,555	3	30
WHITAKER, Brandon	RB	A	Mtl, Tor	9	93 2017	1,018	5,378	5.3	59	19	14	358	2,874	8.0	57	20	2	8,252	0	39
WHITE, Ernie	RB	A	Ham, Ott, Mtl	6	49 1965	279	1,680	6.0	47	11	1	59	1,407	23.8	74	8	4	3,087	0	19
WHITE, John Henry	RB	A	BC	10	138 1987	914	4,715	5.2	52	27	0	356	3,307	9.3	84	8	3	8,022	0	35
WHITLOCK, Arkee	RB	A	Edm	3	28 2011	346	2,074	6.0	60	16	7	58	479	8.3	35	2	0	2,553	0	18
WILCOX, Gerald	WR	N	Ott, Wpg, Cgy	9	95 1997	0						356	5,478	15.4	75	36	19	5,478	0	36
WILLIAMS, Byron	WR	A	BC, Ott, Ssk, Bal	8	55 1995	5	13	2.6	32	0	0	171	3,005	17.6	85	12	8	3,018	0	12
WILLIAMS, Chris	WR	A	Ham, Ott, BC	6	80 2018	14	66	4.7	14	0	0	381	5,634	14.8	93	34	20	5,700	7	41
WILLIAMS, David	WR	A	BC, Ott, Ed, To, Wp	8	101 1995	2	-10	-5.0	4	0	0	439	7,197	16.4	77	78	25	7,187	0	78
WILLIAMS, Henry	WR	A	Edm	14	200 2000	25	106	4.2	36	1	0	199	3,644	18.3	102	21	8	3,750	31	53
WILLIAMS, John Jr.	RB	N	BC, Tor, Ham	7	112 2009	82	297	3.6	22	1	0	15	114	7.6	15	0	0	411	0	1
WILLIAMS, Nigel	WR	A	Ott, Mtl, Tor, Wp, Ed	8	118 2002	0						242	3,526	14.6	94	21	5	3,526	0	21
WILLIAMS, Paul	HB	A	Wpg, Ssk	8	111 1978	9	77	8.6	68	1	0	95	1,487	15.7	69	15	4	1,564	8	24
WILLIAMS, Ronald	RB	A	BC, Wpg, Ham, Ed	7	100 2002	1,242	6,205	5.0	70	71	17	166	1,678	10.1	57	4	0	7,883	0	75
WILLIAMS, Stan	HB	N	Ssk	5	62 1957	61	217	3.6	21	1	0	124	2,055	16.6	54	11	2	2,272	1	13
WILLIS, Larry	WR	A	Cg, BC, Ed, Wp, To	8	89 1993	10	87	8.7	20	0	0	358	6,585	18.4	104	40	23	6,672	0	40
WILLIS, Slade	WR	N	BC, Tor, Wpg, Ham	7	86 1979	0						153	2,060	13.5	64	11	1	2,060	0	11
WILSON, O'Neil	WR	N	Mtl, Wpg, BC, Ham	7	107 2010	0						192	2,027	10.6	38	5	1	2,027	0	5
WINFIELD, Earl	WR	A	Ham	11	140 1997	10	67	6.7	21	0	0	573	10,119	17.7	81	75	41	10,186	12	87
WOODCOCK, Pat	WR	N	Mtl, Ott, Edm, Ham	8	91 2008	8	56	7.0	30	0	0	178	2,778	15.6	95	12	4	2,834	0	12
WOODS, Chris	WR	A	Edm, Tor	3	45 1986	8	79	9.9	24	0	0	140	2,779	19.9	89	19	6	2,858	0	19
WOODS, Ted	RB	A	Cgy	5	62 1969	480	2,267	4.7	54	14	2	38	264	6.9	33	4	0	2,531	0	18
YEAST, Craig	WR	A	Ham, Ssk	4	54 2006	8	39	4.9	16	0	0	159	2,715	17.1	88	13	8	2,754	0	13
YOUNG, Jim	RB	N	BC	13	197 1979	171	850	5.0	39	3	0	522	9,248	17.7	87	65	21	10,098	0	68
ZATYLYN, Wally	WR	N	Ham, Tor	8	121 1995	3	-18	-6.0	0	0	0	104	1,764	17.0	75	10	3	1,746	0	10

OFFENSIVE LINEMEN					
Player	Pos	St	Teams	Yr	GP Last
ABOU-MECHREK, Mike	G-T	N	Wpg, Ott, Ssk	10	138 2008
ALDAG, Roger	G	N	Ssk	17	271 1992
ALLEMANG, Marv	G	N	Ham Ott, Wpg	14	209 1988
AMBROSIE, Randy	OL	N	Tor, Edm, Cgy	9	142 1993
ANDERSON, Larry	OL	N	Cgy	7	111 1967
ANDERSON, Mike	C	N	Ssk	12	205 1995
ANNUNZIATA, Sandy	G	N	Edm, Wpg, Tor	10	136 2005
ARCHIBALD, Ben	T	N	Cgy, BC	6	102 2013
ASCOTT, Les	G-T	N	Tor	10	103 1953
ATAMIAN, John	OL	A	5 Teams	8	93 1972
BAKKER, Tim	C-G	N	Edm, BC, Ham	9	154 2008
BANDIERA, Dean	G-T	N	Wpg, Ssk, Mtl, Cgy	9	110 1955
BARK, Basil	C	N	Mtl, Cgy	13	195 1977
BARRY, Don	C-LB	N	Edm	11	156 1962
BASTAJA, Nick	G	N	Ott, Ham, Wpg	14	212 1988
BATES, Kelly	G	N	BC, Wpg, Edm	9	134 2010
BATISTE, D'Anthony	T	A	Edm	4	56 2017
BAUER, Lyle	C	N	Wpg	10	161 1991
BEATON, Bruce	G-T	N	Cgy, Mtl, Edm	13	212 2005
BECKSTEAD, Ian	C	N	Ott, Tor	11	169 1991
BELCHER, Val	OL	N	Ott, Wpg	6	69 1984
BENECICK, Al	G-T	A	Ssk, Edm	11	143 1969
BENJAMIN, Nick	G	N	Ott, Wpg	10	132 1994
BENNETT, Pete	T	N	Tor	12	149 1960
BERGMAN, Shane	G	N	Cgy	7	93 2019
BEST, Chris	OL	N	Ssk	9	114 2015
BIRD, Larry	G	N	Ssk	8	123 1978
BLACK, David	G	N	Wpg, Ott	11	178 1995
BLACK, Fred	G-T	N	Tor	11	132 1960
BLAIN, John	T	N	BC	11	174 1987
BLANCHARD, Leo	G	N	Edm, BC, Cgy	13	202 1991
BOLESKI, Lanny	G-T	N	Cgy, BC	10	160 1974

OFFENSIVE LINEMEN					
Player	Pos	St	Teams	Yr	GP Last
BONK, John	C	N	Ham, Wpg	14	206 1985
BONNETT, Pat	OL	N	Mtl	7	91 1979
BOURKE, Josh	OL	N	Mtl, Tor	10	151 2016
BOWLES, Trevor	OL	N	Edm, Mtl	8	107 1991
BRADY, Bob	G-T	N	Tor, BC	6	67 1961
BRAGGINS, Dave	G	A	Ott, Mtl	9	118 1976
BRANDON, Charlie	OL	A	Wpg, Ott	8	88 1978
BRANDT, Gary	G	N	Ssk	11	171 1977
BRAY, Charlie	OL	A	Tor, Ham	7	75 1976
BROCK, Clyde	T	A	Ssk	12	169 1975
BRODEUR-JOURDAIN, L	C-G	N	Mtl	11	168 2019
BROWN, Gordon	G-T	N	Cgy	10	155 1960
BUIS, Jamie	OL	N	BC	7	101 1989
BURNS, Chris	T	N	Ssk, Cgy, Ott, Ham	11	184 2004
BUTLER, Larry	T	A	Wpg, Ham	6	88 1981
CAFAZZO, Lou	OL	N	Cgy, Ham	8	88 1996
CAIN, Jim	G-T	N	Ott	9	130 1969
CAPHAM, Ron	OL	N	Tor, Ssk, Cgy, Edm	7	94 1971
CAPOZZI, Herb	G-T	N	Mtl, Cgy	4	52 1955
CASSIDY, Mike	G-T	A	Ssk	8	110 1955
CATTELAN, Roger	OL	N	Ott	5	73 1987
CEPPETELLI, Gene	G-T	N	Mtl, Ham	7	98 1971
CERETTI, Bill	G-T	N	Wpg	10	68 1949
CHALUPKA, Ed	G-T	N	Ham	7	100 1976
CHERON, Pascal	OL	N	Ham, Ott	8	106 2007
CHILDRESS, Fred	G-T	A	Shr, Bhm, Cgy, Ssk	13	185 2006
CHIU, Bryan	C	N	Mtl	13	218 2009
COFLIN, John	OL	N	Tor, Ott, Cgy, BC	7	80 1992
COLLINS, Doug	OL	N	Ott, Ham	8	86 1975
COLLINS, Merv	G	N	Tor, Ham, Ott, Edm	14	170 1966
COMISKEY, Dan	G	N	Ssk, Edm, Ham, Cgy	13	178 2010
COMISKEY, John	OL	N	Cgy, Edm	5	68 2009

OFFENSIVE LINEMEN					
Player	Pos	St	Teams	Yr	GP Last
CONRAD, Wayne	OL	N	Mtl	6	80 1977
CONNOP, Rod	C-G	N	Edm	16	276 1997
COODE, Jim	G	A	Ott	7	80 1980
COTTER, Steve	G	N	BC, Edm	9	130 1969
COULTER, Carl	C-G	N	BC, Ott, Tor, Ham, Ssk	15	245 2004
COULTER, Tex	G-T	A	Mtl	4	51 1956
CRAWFORD, Bill	G-T	N	Cgy, BC	5	75 1966
CRYSDALE, Jamie	C-G	N	Cgy	13	216 2005
CVETKOVIC, Chris	LS-FB	N	Ssk, Wpg	11	161 2013
DANYCHUK, Bill	G-T	N	Ham	11	145 1975
DAVIES, Doug	C	N	Ham, Cgy, BC	11	188 1999
DAVIS, Jerome	T	A	Cgy, Tor, Ham	5	56 2008
DAYMOND, Irv	C	N	Ott	10	143 1995
DEANE, J'Michael	G	N	Cgy, Ott, Tor, Edm	9	111 2019
DEMARCO, Mario	G-T	A	Edm, Ssk	6	65 1956
DENNIS, Lonnie	T	A	BC	9	93 1968
DENOBILO, Geno	G-T	N	Ham	9	102 1964
DERMOTT, Blake	OL	N	Edm	14	217 1996
DESJARDINS, Paul	C	N	Wpg, Tor	9	138 1973
DITTMAN, Seth	OL	A	Ham, Cgy, Ott	7	118 2004
DONNELLY, Ryan	OL	N	Wpg, Ham	8	138 2009
DRUXMAN, George	C	N	Wpg	9	111 1963
DuMARESO, Mike	OL	N	Edm, Tor	6	88 1995
DYAKOWSKI, Peter	OL	N	Ham, Ssk	11	166 2017
EKDAHL, Trevor	G	N	BC, Mtl	8	116 1974
ELEWONIBI, Moe	T	N	BC, Wpg	9	145 2005
ELSBY, Ted	T	N	Mtl	12	135 1965
ERDOS, Bradley	G	N	Cgy	6	61 2019
FABIEN, Kirby	OL	N	BC, Mtl	6	82 2018
FAIRBANKS, Lloyd	T	N	Cgy, Mtl, Ham	17	257 1991
FAIRBROTHER, Ben	OL	N	Ssk, BC	7	95 2003
FEDERKEIL, Dan	T	N	Cgy	5	59 2017
FERGUSON, Ken	C-G	N	BC, Edm, Ham	9	126 1975
FERRONE, Dan	G	N	Tor, Cgy	12	193 1992
FIACCONI, Aaron	OL	N	Edm, Mtl, Wpg	10	111 2011
FLORY, Scott	G-T	N	Mtl	15	241 2013
FOLK, Chad	C-G	N	Tor	12	195 2008
FORT, Neal	G-T	A	Bal, Mtl	11	170 2004
FORZANI, John	N	Cgy		6	96 1976
FRANCIS, Ross	OL	N	Ham, Ott	6	82 1986
FRANCIS, Stewart	OL	N	Tor	7	100 1978
FRANK, Bill	T	A	BC, Tor, Wpg	15	183 1976
FRENETTE, Jocelyn	OL	N	Ssk	9	137 2010
FRITZ, Luke	G-T	N	Mtl, Wpg	9	138 2010
FULTON, Xavier	T	A	Ssk, Ham, Mtl	7	92 2018
GAGNE-MARCOUX, Ced.	OL	N	Ham, Tor	6	61 2012
GALLOWAY, Ralph	G-T	A	Ssk	11	156 1979
GAUTHIER, Alexander	G-T	N	Ott, Cgy, Wpg, Ham, Ssk	10	149 2011
GEARY, Bob	G	N	Cgy, Mtl	8	91 1963
GEORGE, Ed	G-T	A	Mtl, Ham	7	101 1980
GIOSKOS, Chris	G	N	Ssk, Ott, Tor	10	167 1999
GOODSPEED, Dan	T	A	Wpg, Ham, Ssk	8	111 2012
GOOSSEN, Matthias	C	N	Wpg	5	87 2018
GORRELL, Miles	G	N	Cgy, Ott, Mtl, Ham, Wpg	19	321 1996
GOTT, Jon	G	N	Cgy, Ott	10	145 2018
GRAY, Herb	G-DE	N	Wpg	10	156 1964
GREAVES, Chris	G	N	Wpg, Edm, Mtl, BC	9	130 2018
GREENE, Andrew	G	N	Ssk, Tor	12	141 2005
GROENWEGEN, Leo	G	N	Ott, BC, Edm	17	288 2003
HABIG, Neil	C	N	Ssk	7	98 1964
HACK, Dave	T	A	Ham	9	138 2005
HAGE, Marwan	C	N	Ham	10	141 2013
HAJI-RASOULI, Sherko	G-T	N	Mtl, BC	8	111 2010
HALSALL, Randy	G-T	N	Wpg, Ham, Mtl, Ott	6	82 1979
HAMELIN, Roger	G-T	N	Wpg	9	128 1969
HAMELUCK, Mike	C-G	N	Mtl, Tor, Ott, Wpg	9	115 1986
HANSEN, George	T-K	N	Cgy	8	123 1966

OFFENSIVE LINEMEN					
Player	Pos	St	Teams	Yr	GP Last
HARDIN, Steve	OL	N	BC	5	78 2002
HARRISON, Chuck	T	N	Ott, Wpg	9	140 1974
HEASMAN, David	OL	N	Cgy, BC, Edm	7	95 2004
HENDRICKSON, Craig	G	N	Ssk, Edm, BC, Wpg, 1	11	169 2001
HENDRICKSON, Scott	G	N	Ssk, BC	9	129 2000
HINTON, Tom	G	A-N	BC	9	136 1966
HOHMAN, Jon	OL	A	Ham	7	93 1973
HORNETT, Gerry	OL	N	Ssk, Cgy, Ott	8	101 1986
HOWES, Bob	C	N	BC, Edm	14	215 1981
HUBER, Max	T	A	Five teams	10	144 1977
HUDSON, George	OL	N	Edm, Ott, Ham, Ssk	12	156 2011
HUSBAND, Cody	G	N	Ham, BC	7	77 2018
IANNONE, Bert	G-T	N	Wpg, Ssk, Cgy	11	96 1952
ILLERBRUN, Bryan	G	N	Ssk, BC, Ott	14	216 1991
INGLIS, Jeff	OL	N	Cgy, Ssk, Tor	6	93 1986
INGLIS, Taylor	OL	N	Edm, Wpg	7	122 2011
JANUARY, Glenn	OL	A	Tor, Ssk, Wpg	8	116 2014
JIMENEZ, Jason	OL	A	BC, Ham	6	94 2011
JONES, Andrew	OL	N	BC, Tor, Ed, Ssk	9	102 2017
JONES, Jermese	T	A	BC, Wpg, Ssk	6	59 2007
KABONGO, Patrick	G-T	N	Edm, BC	10	154 2013
KEEPING, Jeff	OL	N	Mtl, Tor	11	151 2015
KELLY, Ellison	G-T	N	Ham, Tor	13	175 1972
KHAN, Ibrahim 'Obby'	C/G	N	Ott, Wpg, Cgy	9	129 2012
KING, Ryan	OL-L'	N	Edm	8	122 2019
KIRZINGER, Dave	T	N	Cgy, Tor	9	139 1986
KISELAK, Mike	C	A	Sac, Tor	5	90 1997
KMECH, Mike	G-T	N	Edm	7	105 1962
KOCH, Kyle	OL	N	Ed, Wpg, Tor	7	87 2013
KOTOWICH, Ed	G	N	Wpg	7	99 1961
KOVAC, Mike	G	N	Mtl	9	110 1961
KRAMER, Roger	T	N	Mtl, Ott, Cgy	9	125 1970
KREBS, Hal	G	N	Tor, Ham, Mtl, Cgy	11	138 1967
KREBS, Tom	OL	N	Edm, Cgy	5	74 1983
KUDABA, Tom	OL	N	BC, Cgy, Ham	6	75 1981
LAMBERT, Paul	G-T	N	Ham, Mtl	10	164 2010
LAMY, Michel	G-T	N	Ott, Ssk, Mtl	8	109 1996
LANGFORD, Harry	E-T	N	Cgy	9	135 1958
LAUZON-SEGUIN, Jason	OL	N	Ott	4	54 2019
LAVERTU, Pierre	C	N	Cgy	4	41 2017
LAZEO, Rob	C-G	N	Ssk, Cgy	13	202 2010
LEFSRUD, Kevin	OL	N	Edm, Mtl	7	109 2007
LEONHARD, Glenn	G	N	BC	10	143 1986
LEVANTIS, Steve	G-T	N	Tor, Ham	10	76 1950
LIEBROCK, Chuck	G-T	N	Tor, Wpg	10	140 1977
LIGGINS, Granville	G-DT	A	Cgy, Tor, Ham	11	139 1978
LONEY, Don	C-G	N	Mon, Tor, Ott, Cgy	9	92 1954
LUBIG, Bob	G-T	N	Cgy, Tor, Mtl	9	115 1986
LUECK, Bob	G	A	Cgy, Wpg	7	98 1972
LYCHAK, Ray	G	N	Mtl, Wpg, Edm, BC	9	109 1974
MACNEIL, Brett	G	N	Wpg	10	151 2002
MAKOWSKY, Gene	G-T	N	Ssk	17	284 2011
MALINOSKY, John	T	N	Cgy, Wpg, Tor, Ham	10	148 1987
MANGOLD, Roland	OL	N	Mtl, Tor	6	87 1984
MANTYKA, Cory	G-T	N	BC	13	202 2005
MARTIN, Willie	G-T	A	Edm, Ham, Tor, Wpg	10	135 1982
MATEAS, Alex	OL	N	Ott	5	88 2019
MCDOWELL, Layne	T	A	BC	7	84 1978
MCEWAN, Art	G-T	N	Ssk	8	94 1954
McGRATH, Joe	OL	N	Edm, BC	7	116 2010
MCNEIL, Jay	G	N	Cgy	14	223 2007
MIHELIC, Mike	G	N	Wpg, Ham, Tor	10	123 2006
MIKSZA, Chet	C-LB	N	Ham, Mtl	16	195 1968
MILIAN, Ted	OL	N	Edm, Cgy	6	96 1983
MILLS, Jim	T	N	BC, Ott	10	144 1995
MITCHELL, Bill	C-K	N	Tor, Edm, BC	9	122 1968
MITCHELL, Doug	G-T	N	BC, Ham, Mtl	9	109 1974

OFFENSIVE LINEMEN					
Player	Pos	St	Teams	Yr	GP Last
MITCHELL, Gordie	G-T	N	BC	8	112 1962
MOGUL, Lou	G-T	N	Wpg, Mtl, Edm	8	75 1949
MOLLE, Bob	OL	N	Wpg	7	99 1992
MONROE, James	OL	N	Ssk, Ott	7	117 2000
MOORE, Ken	T	N	Cgy, Ssk	12	175 1994
MOORS, Mark	C-G	N	Cgy, Wpg, Ott, Ham	9	130 1989
MORGAN, Dwayne	T	A	Ham, Tor, Mtl	6	88 2002
MORLEY, Steven	OL	N	Cgy, Tor, Ssk, Wpg	9	128 2014
MORRIS, Chris	G-T	N	Edm	14	237 2005
MORRIS, Frank	G-T	N	Edm, Tor	14	166 1958
MUDGE, Dave	T	N	Tor, Wpg, Mtl	10	138 2008
MURPHY, Rob	T	A	Tor, BC	6	92 2011
NAGURSKI, Bronko	T	A	Ham	8	102 1967
NELSON, Roger	T-DT	N	Edm	13	196 1967
NORTON, Bill	OL	N	Tor, Cgy, Ham, Mtl	7	77 1983
NYKOLUK, Danny	T	N	Tor, Ssk	16	205 1971
O'DAY, Jeremy	C-G	N	Tor, Ssk	14	238 2010
O'DONNELL, Matthew	OL	N	Edm	9	129 2021
OKEKE, Uzooma	T	A	Shr, Ott, Mtl	13	211 2006
OLAFIOYE, Jovan	T	N	BC, Mtl	9	156 2018
O'NEILL, Tim	OL	N	Ham, Cgy, BC	9	158 2016
PAJACZKOWSKI, Tony	G-K	N	Cgy, Mtl, Ham	13	198 1967
PARENTEAU, Marc	OL	N	Ott, Wpg, Ssk, Tor	9	123 2013
PARSONS, Dale	C	N	Ssk, Cgy	10	140 1966
PAYNE, Dan	T	N	Ssk, BC, Ham, Tor	14	213 2003
PERDRIX, Roger	G	N	Ott	9	120 1974
PEREZ, Chris	OL	A	Wpg, BC, Mem, Tor	6	108 2000
PERRETT, Jeff	OL	N	Mtl	10	166 2016
PHILLIPS, Rudy	G	A	Ott, Edm, Cgy	7	90 1988
PICARD, Dominic	OL	N	Wpg, Tor, Ssk	10	151 2015
PILON, Jeff	OL	N	Cgy	10	147 2009
PIPER, Cornell	G-T	N	Wpg	11	163 1967
POLEY, Bob	OL	N	Ssk, Cgy	15	236 1992
POTHIER, Hector	OL	N	Edm	12	192 1989
POWELL, Kevin	OL	N	Tor, Ott, Edm, BC, Cgy	12	188 1990
PRINSEN, Tim	OL	N	Ham, Edm	8	115 2004
PRUENSTER, Kelvin	OL	N	Tor	9	146 1991
PULLAR, Bill	G-T	N	Cgy	8	100 1956
PYNE, Wayne	C-G	N	Ssk	10	101 1953
QUANDAMATTEO, Jim	G-T	N	Edm, Mtl	7	103 1955
QUILTER, Chuck	G-T	N	BC, Edm, Cgy	11	109 1961
QUILTER, Neil	OL	A	Ssk, Wpg	9	107 1987
RACINE, Moe	T-K	N	Ott	17	201 1974
RAMSAY, Brian	G	N	Tor, Ham, Edm	9	139 2015
RANDALL, Barry	G	N	Mtl	11	161 1977
RAULICK, John	G-T	N	Tor, Mtl	9	94 1996
RAYAM, Thomas	OL	A	Edm, Cgy, Bhm, Tor	8	126 2002
REID, Angus	OL	N	Mtl, BC	13	200 2013
REID, Lorne	OL	N	BC, Cgy	8	111 1961
RICHARDSON, Dave	OL	N	Edm, Ham	9	111 1996
RIGNEY, Frank	T	A	Wpg	10	153 1967
RILEY, Jason	OL	N	Wpg, Ssk, Ham	11	162 1993
ROBERTSON, Taylor	OL	N	Cgy, Tor	9	134 2011
ROBSON, Paul	C	N	Wpg	9	142 1972
RODEHUTSKORS, Steve	G	N	Wpg, BC, Tor	7	122 1993
ROGERS, Buck	T-K	N	Ott, Ssk, Wpg	9	108 1955
ROGERS, SirVincent	T	A	Tor, Ott, Edm	8	90 2021
ROMANO, Rocco	OL	N	Cgy, Tor, Ott, BC	14	232 2000
ROPER, Gerald	OL	N	BC, Ott	11	164 1992
ROTTIER, Simeon	OL	N	Ham, Edm	9	124 2017
ROY, Bill	G	N	Mtl, Edm, Cgy	9	135 1970
RUBY, Martin	T	N	Ssk	7	88 1957
SANDERSON, Dale	OL	N	Ham	13	174 1997
SCALES, Roger	OL	N	Tor, Edm	9	137 1977

OFFENSIVE LINEMEN					
Player	Pos	St	Teams	Yr	GP Last
SCHMIDT, Blaine	OL	N	Tor, Ham	11	190 1997
SCHUETTE, Tom	OL	A	Ott	11	127 1977
SCHULTZ, Chris	OL	N	Tor	9	124 1994
SCHUMM, Herb	G-T	N	Edm, Cgy	10	138 1973
SCOC CIA, Sam	OL	N	Ott, Ssk, Ham	15	195 1965
SELINGER, Jerry	C	N	Ott	12	144 1969
SHERIDAN, Matthew	OL	N	Wpg	8	86 2008
SHIPP, Billy	T-DT	A	Tor, Mtl	11	120 1965
SIMMONS, Brian	G-T	A	Ham, Mtl	7	90 2017
SINCLAIR, Ian	C	N	BC	11	180 1995
SINGH, Bobby	OL	N	BC, Wpg, Cgy	8	107 2009
SKEMP, Bob	OL	N	BC, Tor	7	94 1992
SKOLROOD, Laurie	TE-T	N	Ssk, Ham	14	215 1987
SMITH, Donn	C	N	Ott	8	121 1980
SMITH, Doug	C	N	Mtl, Tor	10	155 1984
SMITH, Rob	G	N	BC, Tor, Mtl, Cgy, Ott	14	225 1994
SMITH, Wayne	OL	N	Ham, Ssk, Tor	13	183 2016
SORENSEN, Justin	OL	N	Wpg, BC, Edm	9	150 2018
SPECHT, Doug	C	N	Ott	7	96 1971
SPOLETINI, Tom	OL	N	Cgy	6	96 1990
SROCHENSKI, Randy	C-G	N	Ssk, Tor	15	227 2009
ST. GERMAIN, Val	G	N	Ham, Edm, Ott, Wpg	14	204 2006
ST. JOHN, Jude	G	N	Ham, Tor	14	227 2008
STEPHENSON, Don	G-T	N	Edm, Cgy	8	123 1965
STEVENSON, Bill	G-T	N	Edm	13	191 1988
STEVENSON, Roy	G-T	N	Edm	8	82 1962
STEVENSON, Vic	T	N	Ssk, BC, Tor, Edm	16	258 1998
STONEBURGH, Norm	C	N	Tor	12	155 1967
STRACINA, Joe	G-T	N	Ott, Ssk, Mtl	11	124 1964
SUGARMAN, Ken	T	A	BC	9	133 1972
SUTHERLAND, Mike	C	N	Ssk, Mtl, Wpg, Ott	10	132 2005
SWIFT, Bob	C-FB	N	BC, Tor, Wpg	14	207 1977
TARAS, Jamie	C-FB	N	BC	16	267 2002
TERRY, John	OL	A	Ssk, Tor	7	100 2002
THOMAS, Charles	T	A	Ssk, Ham	5	87 2008
THOMAS, Willie	C-G	N	Cgy, Ssk, Tor	10	139 1986
THORSON, Sherwyn	G-T	N	Wpg	7	91 1968
TITTLE, Larry	C	N	Cgy, Ott, Mtl	10	120 1985
TRAWICK, Herb	G	A	Mtl	12	147 1957
TSOUMPAS, Dimitri	G	N	Cgy	6	88 2013
TURNER, Charlie	T	A	Ham, Edm, Wpg	12	163 1979
UPTON, Eric	OL	N	Edm	8	116 1984
URNES, Ted	C-G	N	Ssk	10	158 1970
VALLI, Dean	OL	N	BC	10	155 2015
VANKOUGHNETT, Dave	G	N	Wpg	11	179 2000
VAUGHAN, Kaye	G-DT	N	Ott, Mtl	12	146 1964
VERCHEVAL, Pierre	G	N	Edm, Tor, Mtl	14	212 2001
VIDRUK, Kas	G-DL	N	Wpg, Mtl	12	122 1955
WALBY, Chris	T	N	Mtl, Wpg	16	254 1996
WALKER, Art	G	A	Edm	7	92 1961
WARREN, Garland	C-G	A	Wpg	6	80 1964
WASHINGTON, Tony	T	A	Cgy, Tor, Edm, Ham	13	138 2022
WASZCZUK, Henry	C-G	N	Ham	10	156 1984
WATKINS, Larry	OL	A	Tor, Edm, BC, Ham	10	140 1979
WATRIN, Ray	G-DE	N	Cgy, BC, Wpg, Mtl, O	11	139 2010
WHITEHOUSE, Reg	T-K	N	Ssk	15	236 1966
WILLIAMS, Bernard	T	A	BC, Tor	5	68 2006
WILSON, Alan	C	N	BC	15	233 1986
WILSON, Mel	G-T	N	Wpg, Cgy, Mtl	13	91 1951
WOJT, Greg	OL	N	Edm, Ham	7	66 2015
WOODARD, Jonta	OL	A	Ham, Tor	6	79 2009
YLI-RENKO, Kari	T	N	Ham, Cgy, Ott	8	133 1992
YOCHUM, Dan	T	A	Mtl, Edm	9	115 1980

\* Career data for Def. Tackles is not provided for players whose careers covered pre-1987 years. Defensive Tackles were not published until 1987.

DEFENSIVE PLAYERS					Career Data:					DEFENSIVE PLAYERS					Career Data:								
Player	Pos	St	Teams	Yrs	GP	Last	DT	ST	Int	FR	QS	Player	Pos	St	Teams	Yrs	GP	Last	DT	ST	Int	FR	QS
ABDULLAH, Rahim	DE	A	Ed, Cg	6	83	2007	138	8	2	3	36	BERNARD, Ray	DB	A	Ot, Sk, MI, Cg	6	90	1997	215	63	3	9	9
ACKROYD, Steve	DB	N	To, Hm	7	77	1984			6	4	Par	BERRY, Ed	DB	A	To, Ed, Me	9	124	1996	418	17	34	6	0
ADAMS, Dick	DB	A	Ot	5	63	1976			20	7	---	BERRYMAN, Tim	LB	N	Ed, Ot, To, Hm	7	78	1982			3	2	Par
ADAMS, Marcus	DT	A	Sk	8	83	2010	129	1	0	3	10	BERGER, Adam	DB	N	Cg, Ot	6	89	2018	32	25	0	3	0
AH YOU, Junior	DE	A	MI	10	129	1981			1	7	Par	BESS, Gerald	DB	A	Hm, Ot	6	53	1986			21	6	0
ALBRIGHT, David	DL	N	Sk	6	76	1991			0	8	12	BESWICK, Marc	DB	N	Wp, Hm	7	103	2014	5	123	0	2	1
ALDRIDGE, Dick	DB	N	To, Hm	10	127	1974			19	11	---	BEVAN, Eddie	DT	N	Hm	13	166	1959			0	4	---
ALEXANDER, Donovan	DB	N	MI, Sk, Ed, Wp	7	89	2014	170	6	7	3	0	BEVERIDGE, Sandy	DB	N	Hm	8	105	2010	124	77	5	6	1
ALLBRIGHT, Ron	DE	N	Cg	12	188	1967			3	8	---	BEWLEY, Bill	HB	N	MI, Cg	10	105	1965			11	5	---
ALLEN, Michael	LB	A	Wp, Ot, BC	7	104	1994	70	44	3	8	1	BIGGS, Ray	DB	N	Cg	8	131	2000	71	158	0	6	0
ALLISON, Wayne	DB	N	To, Wp, Cg	6	85	1978			7	0	---	BILICKI, Walt	LB	N	Wp, BC	10	142	1965			4	5	---
ANDERSON, Dwight	DB	A	Five teams	8	121	2014	373	11	19	0	4	BITKOWSKI, Bruno	C-DE	N	Ot	11	140	1962			Partial only		
ANDERSON, Ezzret	DL	A	Cg	6	83	1954			0	9	---	BLACK, Matt	LB	N	To	10	127	2018	155	83	3	6	3
ANDERSON, Frankie	DE	A	Ed	6	86	1957			1	10	---	BLACK, Tristan	LB	N	Cg, To, Sk	6	84	2014	45	57	1	4	0
ANDERSON, George	LB	N	BC, To	6	96	1976			6	5	---	BLAICHER, John	HB	N	MI	7	84	1959			7	4	---
ANDERSON, Steve	DE	A	Five teams	9	126	2002	195	2	1	7	22	BLAIR, Stanley	DB	A	Ed	3	54	1989			15	5	0
ANDREOTTI, Jim	LB	A	To, MI	8	101	1967			7	8	---	BLUGH, Leroy	DE	N	Ed, To	14	216	2002	329	4	1	9	77
ANDREWS, Romel	DT/D	A	Hm, Wp	8	69	1994	Pre-87		0	2	31	BLUM, Mike	LB	N	Ot, To, Hm	11	130	1974			8	13	---
ANDRUSKI, Frank	DB	A	Cg	8	116	1973			30	9	---	BOLDEN, Demonte	DL	A	Hm, Cg	6	64	2016	117	0	0	5	11
ANTHONY, Charles	DB	A	5 Teams	7	96	1999	244	29	19	14	0	BOLDEN, Juran	DB	A	Wp	4	46	2007	127	3	17	2	0
ANTHONY, Karl	DB	A	Cg, BI	6	71	1995	205	18	17	4	0	BOLDUC, J.P.	DB	N	Ott	4	61	2019	15	53	1	1	0
ARAKGI, Jason	DB	N	BC	9	155	2016	27	190	0	4	0	BONNER, Antonious	DB	A	Ot, To	11	142	2006	452	46	19	15	11
ARCHAMBAULT, Gilles	DL	N	Ot, Cg	9	112	1963			0	11	---	BOONE, David	DE	A	BC, Hm, Ed, To	10	143	1984			1	12	Par
ARDERN, Barry	DB	N	Ot, BC, Sk, MI	10	145	1977			28	5	---	BOOTH, Billy Joe	DE	A	Ot	9	123	1970			1	10	---
ARMOUR, JoJuan	LB	A	BC, Cg, Hm	6	81	2009	295	36	1	3	16	BOTTERILL, Michael	LB	N	MI, Ed, Hm, Cg	7	101	2009	69	79	0	0	4
ARMSTRONG, Sandy	DL	A	Mtl, Cgy	4	43	1987	Pre-87		0	3	23	BOTTOMS, Lynn	HB	N	Cg, To	10	140	1963			12	9	---
ASSMANN, Charles	LB	N	Ed, To, Ot, Cg	6	93	2004	42	54	1	1	1	BOULAY, Etienne	DB	N	MI, To	7	93	2012	128	49	11	3	0
ATCHISON, Ron	MG	N	Sk	17	235	1968			1	21	---	BOURGEAU, Michel	DT	N	Ed, Ot	10	142	1993	Pre-87		1	9	22
AUSTIN, Da'Shann	DB	A	Cg, BC, Ot	5	58	2005	161	13	3	0	2	BOWMAN, John	DE	A	Mtl	14	230	2019	480	4	1	15	134
BAGGS, Stevie	DE	A	5 Teams	7	63	2012	152	15	2	7	26	BRACKENRIDGE, Tyron	DB-LI	A	Sk	5	75	2015	254	18	10	3	4
BAHNUIK, Don	DT	N	Sk	8	126	1974			0	9	---	BRADLEY, Jerry	DB	A	BC, To	4	51	1970			22	1	---
BAILEY, David	DE	A	Shr, Edm, Ham	6	59	1995	90	1	1	6	21	BRADLEY, Jykine	DB	A	Hm, Ed	7	75	2011	167	11	13	5	0
BAILLIE, Ray	DT	N	Cg, Ed, MI, Hm	9	91	1965			1	2	---	BRADY, Donny	DB	A	Sk, Ed	6	74	2006	181	48	14	2	0
BAKER, Bill	DE	N	Sk, BC	11	174	1978			1	8	---	BRANCATO, George	DB	A	MI, Ot	7	86	1962			29	6	---
BAKER, John	DL	N	MI, Hm	8	91	1972			3	13	---	BRASWELL, Jeff	LB	A	Ed, Ot, BC, To	6	67	1994	324	5	6	11	12
BAKER, John	DE	A	MI, Hm	8	91	1972			3	13	---	BRAZLEY, Carl	DB	A	MI, Ot, To	12	171	1992	Pre-87		43	18	2
BALKOVEC, Frank	LB	N	Ot, Ed, Cg	8	79	1991			1	3	3	BRENNER, AI	DB	A	Hm, Ot, Wp	7	90	1977			38	8	---
BALL, Marcus	LB	A	To	4	56	2018	244	13	7	4	7	BREWER, Ron	LB	N	To, MI, Ed, Hm	10	124	1967			5	12	---
BALL, Raphael	DB	A	BC, Wp, To	6	60	2004	160	11	5	3	0	BRIGANCE, O.J.	LB	A	BC, BI	5	90	1995	322	53	2	9	35
BALLARD, Walter	DT	A	Cg, To, BC	9	118	1991			2	11	46	BRIGGS, Bill	LB	N	To, Ed	11	153	1957			12	12	---
BANKS, Korey	DB	A	Ot, BC, Wp	10	163	2014	441	16	37	14	23	BRITTON, Bill	LB	N	BC, Cg	7	103	1964			5	9	---
BARDEN, Ricky	DB	A	Ot	6	72	1986			15	13	2	BRITTS, Sam	LB	A	Ed, Hm, BC	8	108	1981			3	13	Par
BARRENECHEA, Augie	LB	N	Hm, Ed	8	120	2011	242	52	5	3	7	BROUILLETTE, Marc-O	DB	N	MI, Sk	9	104	2018	215	32	5	6	8
BARRETT, Chip	DB	N	Wp, To	5	74	1972			17	5	---	BROWN, Albert	DB	A	Sk, Wp	9	124	1995	266	11	32	3	0
BARROW, John	DT	A	Hm	14	192	1970			7	11	---	BROWN, Dick	HB	N	MI, To, Hm	8	93	1957			Partial only		
BASS, Danny	LB	A	To, Cg, Ed	12	197	1991			23	21	52	BROWN, Doug	DT	N	Wp	11	188	2011	426	3	0	11	52
BATTERSHILL, Doug	LB	N	Cg, To	6	93	1984			4	7	Par	BROWN, Jerald	DB	A	MI, To	8	103	2016	297	1	18	7	1
BATTLE, Greg	LB	A	Five teams	12	180	1998	766	47	31	26	26	BROWN, Jonathan	DL	A	To, BC	7	108	2010	229	3	1	8	55
BAYLIS, Jearld	DT	A	To, BC, Sk, BI	9	129	1995	Pre-87		0	10	42	BROWN, Robert	DE	A	Ed, MI	10	163	2007	190	5	1	7	48
BEARMAN, Greg	DB	N	Ot, Wp, BC	8	95	2008	5	52	0	1	0	BROWN, Tom	LB	A	BC	7	97	1967			10	3	---
BEATON, John	DB	N	MI, BC, Ed	8	104	1980			20	5	---	BROWN, Trent	DB	A	Ed	8	129	1998	245	105	10	7	1
BEAUMONT, Neal	S	N	BC	8	124	1970			22	6	---	BROWN, Weldon	DB	A	Ed, Sk	6	78	2015	241	23	8	7	7
BELL, Josh	DB	A	BC, Cg	6	86	2017	215	16	5	3	1	BROWNE, Less	DB	A	Hm, Wp, Ot, BC	11	174	1994	Pre-87		87	9	2
BELL, Ricky	DB	A	MI, Wp, Ot, Cg	6	93	2006	242	11	5	2	4	BROWNER, Brandon	DB	A	Cg	4	68	2010	206	36	12	2	2
BELLI, Adriano	DL	N	MI, To, Hm, BC	11	143	2012	205	1	0	3	28	BRUCE, Lou	DL	N	Ot	5	64	1960			3	9	---
BELLIVEAU, Gene	DL	N	MI, Cg	10	143	1989			2	4	41	BRULE, Paul	DB	N	Wp	4	63	1971			16	1	---
BENDIAK, Steve	DB	N	Ed	9	130	1960			8	5	---	BRUNE, Larry	DB	A	Hm, Ot	6	63	1982			16	4	Par
BENEFIELD, Daved	DE	A	Ot, BC, Wp, Sk	13	184	2005	398	28	5	17	77	BUCKNOR, Matt	DB	N	Hm, Wp, Cg, BC	6	85	2017	155	11	3	1	0
BENNETT, Bruce	DB	N	Sk	7	112	1972			35	6	---	BUONO, Wally	LB	N	MI	10	156	1981			11	8	Par
BENNETT, Fred	DB	A	Cg, Sk	5	82	2016	196	4	11	2	0	BURCH, Swift	DE	A	To, Ot, MI	8	133	2001	318	8	1	7	60
BENNETT, Keith	HB	N	BC, Cg	6	85	1955			4	5	---	BURKHOLDER, Dave	LB	N	Wp	7	98	1964			9	8	---
BENNETT, Paul	DB	N	To, Wp, Hm	11	164	1987			51	5	5												

**CFL PLAYER CAREER STATISTICS ...**

**PART 5 - RETIRED PLAYERS**

DEFENSIVE PLAYERS					Career Data:					DEFENSIVE PLAYERS					Career Data:						
Player	Pos	St Teams	Yrs	GP Last	DT	ST	Int	FR	QS	Player	Pos	St Teams	Yrs	GP Last	DT	ST	Int	FR	QS		
BREAUX, Delvin	DB	A Hm, BC	5	58	2022	135	0	2	5	1	CRUTCHFIELD, Darrel	DB	A Ed, MI	5	59	2006	143	2	3	0	0
BUTLER, Craig	DB	A Sk, Hm	7	87	2017	218	42	13	6	7	CUMMINGS, Euclid	DT	A Tor, Wpg, Edm	4	53	2017	64	1	0	1	19
BUTLER, Duane	DB	A MI, Hm	6	93	2006	313	47	6	12	19	CUMMINS, Jeff	DT	A Hm, Ot, To, LV	6	94	2000	160	21	0	5	34
BUTLER, Gregg	DB	A Ed, MI, Wp	6	69	1982			11	5	Par	CURETON, Hardiman	DT	A To, Ot, Hm	9	109	1964			8	2	---
BYRD, Melvin	DB	A BC	6	82	1987			24	4	6	CURRY, James	DT	A BC, To, Ot, Sk	7	93	1989			1	7	86
CACIC, Mike	DT	N BC	10	116	1967			0	7	---	DAVIDSON, Rob	DT	N Ed, Wp	6	71	1995	63	18	0	1	10
CALIXTE, Marc	DB	N Cg	10	141	2012	25	91	0	2	1	DAVIS, Eddie	DB	A Bh, Cg, Sk	15	237	2009	801	112	34	10	16
CAMERON, Paul	HB	A BC	4	47	1959			15	7	---	DAVIS, Emanuel	DB	A Hm, Cg	6	79	2018	251	24	14	4	1
CAMPBELL, Jerry	LB	N Cg, Ot	11	148	1976			34	19	---	DAVIS, Nathan	DT	A Sk, Wp	7	92	2007	165	1	1	5	32
CAMPBELL, Mike	DT	N To, Hm	10	156	1999	229	3	1	7	45	DAVIS, Rod	LB	A Ed, MI	4	57	2012	184	26	8	5	10
CAMPBELL, Tommie	DB	A Cg, MI	4	68	2019	212	2	9	2	0	DAWSON, Bob	HB-Q	A Hm	7	76	1959			5	4	---
CANADA, Tom	DE	A Wp	5	81	2008	171	1	1	6	41	DAWSON, Bobby	DB	A Hm, Ot, Me	7	89	1996	325	7	18	3	2
CANTOR, Noah	DT	N To, BC	12	207	2006	210	54	1	10	30	DEGRAW, Larry	DB	A Ot, Sk	8	98	1970			20	4	---
CAPERS, Byron	DB	A To, BC, Ot, Wp	7	81	2004	164	29	7	5	0	DEHLINGER, Bob	DB	A To	2	24	1960			14	2	---
CAPICCIOTTI, Justin	DL	N Ed, Ot, Sk, Hm	7	110	2018	206	18	0	3	37	DEMPSEY, Wally	LB	A Sk, BC	8	88	1972			11	15	---
CARTER, Donnavan	DB	A To, Hm, Ot, Wp	7	118	2006	319	39	7	10	8	DENNIS, Jerome	DB	A BC, Hm	5	76	2011	97	38	2	3	2
CARTER, Eric	DB	A Hm, BC, Wp	10	160	2004	365	36	49	9	1	DENNIS, Steve	DB	A To, Sk, Ot	10	124	1984			35	5	Par
CARTER, Grant	DE	A BI, MI, Wp, Ed	7	96	2000	240	46	7	12	43	DENNIS, Wayne	DT	N BC, Wp	7	87	1970			0	4	---
CARTER, Yannick	LB	N Hm, Sk, Cg	8	101	2014	4	97	0	1	0	DESLAURIERS, Laurent	DB	N Ed, To	4	58	1988			27	2	1
CASEY, Tom	HB	A Wp	7	95	1955			23	7	---	DEVER, Dan	D	A Ot, BC	7	85	1973			4	7	---
CASH, Alan-Michael	DT	A MI, To	6	83	2017	142	0	0	6	17	DICKSON, Bruce	LB	N To, Ed, BC, MI	8	118	1998	132	103	1	8	6
CASTELLO, Keith	LB	N To, BC, Hm	9	108	1996	86	73	1	3	3	DIRKS, Mike	DB	A Wp, Sk	7	85	1978			2	1	---
CATAN, Pete	DE	A Wp, Hm	4	42	1987			0	6	27	DONALDSON, Dave	DL	N Ot, Wp, To, BC	10	164	2006	171	88	7	10	4
CAVNESS, Grady	S	A Wp, BC	7	108	1978			33	13	---	DONELSON, Ventson	DB	A Sk	10	115	2000	317	39	12	7	5
CEPPETELLI, Gene	C	N MI, Hm	7	98	1971			0	2	---	DRAWHORN, Anthony	DB	A Five teams	10	138	1997	427	20	34	7	4
CHARBONNEAU, Steve	DT	N MI, Ed	10	151	2006	228	36	0	9	28	DRINKWALTER, Wayne	DT	N Sk, Cg, BC	9	140	1997	33	37	1	3	8
CHARLES, Hency	DB	N MI, To, Ed, Sk	8	105	2001	27	113	0	1	0	DUKE, Jim	DL	A Sk, Wp, BC	6	83	1975			2	5	---
CHARLTON, Ike	LB	A Wp, MI	6	61	2010	228	14	1	6	4	DULIN, Gary	DT	A Ot, To, Sk	4	56	1985			0	1	27
CHAYTORS, Dave	DL	N Ot, BC	7	110	1999	192	2	0	8	26	DUMARESQ, Mike	DT	N Ed, To	6	88	1995	4	1	0	0	0
CHEATWOOD, Tim	DE	A Hm, Ed	6	83	2007	236	0	0	4	44	DUMELIE, Larry	DB	N Sk	8	115	1967			13	7	---
CHERKAS, Ron	DT	N Wp, Sk, MI, BC	10	116	1985			1	5	---	DUNBRACK, Roger	DT	N To, Ot, Hm	10	151	2007	136	10	3	5	32
CHEVRIER, Randy	LB	N Cg, Ed, Sk	15	204	2016	55	82	1	4	6	DUNDAS, Ron	E-LB	N Sk, Ed	6	79	1961			1	4	---
CHICK, John	DE	A Sk, Hm, Ed	8	125	2017	261	2	0	8	72	DUPUIS, Dick	DB	N Cg, Ed	12	168	1976			38	8	---
CIANCONE, Ken	LB	N MI, Wp	6	93	1986			8	7	15	DURDEN, Reggie	DB	A MI, Ed	6	87	2006	202	30	7	3	1
CLARE, Lou	LB	N Hm, Sk, MI	9	132	1981			8	13	Par	DUSHINSKI, Ted	DB	N Sk, BC	13	188	1977			35	12	---
CLARK, Brian	LB	N MI, Wp, Cg	10	152	2007	467	99	17	13	23	DYE, Nat	DL	N Ed, Sk	7	90	1965			2	7	---
CLARK, Greg	LB	A Wp, Sk	5	63	1997	240	46	3	4	15	EAGLIN, Greg	DB	N To, Hm, Cg	4	57	1996	128	20	9	7	0
CLARKE, Bill	DT	N Sk	14	205	1964			2	6	---	EASLEY, Dave	DB	N BC, Hm, Ed	8	115	1976			15	4	---
CLARKE, Matt	LB	N BC	5	90	1995	2	27	0	1	0	ECUYER, Al	LB	A Ed, To, MI	10	141	1968			13	22	---
CLASH, Darnell	DB	A BC, To	4	55	1987			20	7	0	EIBEN, Kevin	LB	N To, Hm	12	182	2012	722	92	10	13	15
CLATNEY, Paul	LB	N Wp, Cg, To, Ot	6	78	1994	24	53	1	7	0	EKSTRAN, Garner	LB	N Sk	8	118	1968			2	11	---
CLAYBROOKS, Devone	DT	A MI, Cg	5	75	2011	161	0	0	2	14	ELIMIMIAN, Solomon	LB	A BC, Sk	10	133	2019	833	36	8	6	32
COE, Scott	LB	N Hm, Cg, Ed	7	114	2008	290	47	5	8	10	ELLIOTT, Bruce	LB	N To	7	103	1993	52	28	0	6	6
COFIELD, Tim	DE	A Cg, Hm, Me, To	6	85	1996	152	2	0	11	75	ELLIS, Kai	DL	A 5 Teams	8	99	2010	317	32	0	5	22
COHEE, Dick	DB	A MI, Ot, Sk, Hm	9	90	1968			7	7	---	ELSBY, Ted	DL	N MI	13	135	1965			0	14	---
COLEMAN, Marvin	DB	A Cg, Wp	10	166	2003	538	30	28	7	0	EMRY, Shea	LB	A MI, To, Sk	8	113	2015	337	43	4	3	14
COLEMAN, Quincy	DB	A Ed, Ot	4	56	2005	134	13	8	4	0	ENGLAND, Eric	DT	A To, BC	5	78	2006	204	3	2	6	32
COLLINS, Charlie	LB	A MI, Sk	8	93	1975			12	5	---	ESTAY, Ron	DE	A BC, Ed	11	149	1982			0	9	Par
COLLINS, Ted	DT	N Ot, MI, Wp	8	106	1972			1	2	---	ESTELLE, Mark	DB	N MI	6	74	2011	217	0	11	4	0
CONROY, Jim	LB	N Ot, Wp	9	110	1968			10	5	---	EUROPE, Tom	DB	N BC, MI, Wp	11	175	2003	483	51	21	12	5
COOK, Lewis	DB	A MI, Sk, Hm, To	6	66	1977			14	2	---	EVANS, Bobby	DB	A Wp, Shr	7	98	1996	274	65	21	8	8
COOPER, Billy	DB-H	N Wp, Ot, Ed, To	10	161	1974			6	2	---	EVANS, Omar	DB	A MI, Wp, Sk, Cg	6	86	2006	191	3	12	5	1
COPELAND, Jim	DB	N MI, Sk, To	9	108	1968			10	0	---	EXELBY, Clare	LB	N MI, To, Cg	8	86	1965			18	7	---
CORRIGALL, Jim	DT	A To	12	146	1981			1	16	Par	EZERINS, Leo	LB	N Wp, Hm	10	157	1987			25	10	13
COTTON, James	DE	A Cg, Hm	4	55	2006	144	0	1	3	20	FAIRHOLM, Larry	DB	N MI	8	112	1972			19	6	---
COULTER, Bruce	DB	N MI	10	127	1957			10	NA	---	FARLOW, John	DB	N Ed	6	87	1978			18	6	---
COVINGTON, Grover	DE	A Hm	11	168	1991			0	7	157	FELLS, Willie	LB	A Hm, Cg, Wp	5	62	2005	174	56	3	11	5
COX, Chip	LB	A MI	13	228	2018	979	94	23	15	32	FENNEL, Dave	DT	N Ed	10	154	1983			2	16	Par
CRAFT, Doug	DB	A Cg, BI, MI, Sk	7	99	1999	272	30	20	9	1	FERRI, Diamond	LB	A MI, Sk	8	100	2014	61	267	8	5	10
CRAWFORD, Bryan	RB	N To	7	112	2011	5	136	0	2	0	FIELDGATE, Norm	LB	N BC	14	223	1967			37	26	---
CRAWFORD, Larry	DB	A BC, To	9	134	1990			52	9	16	FIELDS, Howard	DB	A Hm, Cg	9	149	1989			33	18	2
CRAWFORD, Tad	DB	N BC, MI	5	78	2011	84	43	3	4	2	FIELDS, William	DB	A Cg, Wp	6	87	2006	220	3	13	3	1
CRENNELL, Carl	LB	A Wp, MI, Ed, Hm, :	11	150	1981			14	13	Par	FINDLAY, Greg	LB	N BC	12	176	1973			12	10	---
CREWS, Tyrone	LB	A BC	7	84	1987			11	9	15	FINLAY, Barry	DB	N To, Hm	5	78	1977			17	2	---
CRITCHLOW, Joe	DT	A MI, Wp	7	100	1975			1	4	---	FINLAY, Matt	DB	A Cg, MI, To	10	167	1995	537	19	10	15	17
CRUMB, Jason	DB	N BC	6	89	2005	45	70	3	3	2	FLAGEL, Scott	DB	N Wp, Cg, Hm, Ot	10	163	1991			40	20	7
CRUMB, Mike	DB	N BC, To	8	126	2005	85	74	2	1	0	FLEISZER, Tim	DE	N Five teams	10	126	2007	107	85	0	3	10

**CFL PLAYER CAREER STATISTICS ...**

**PART 5 - RETIRED PLAYERS**

DEFENSIVE PLAYERS						Career Data:						DEFENSIVE PLAYERS						Career Data:					
Player	Pos	St Teams	Yrs	GP	Last	DT	ST	Int	FR	QS	Player	Pos	St Teams	Yrs	GP	Last	DT	ST	Int	FR	QS		
FLEMING, Joe	DT	A BC, Wp, Cg	9	145	2005	273	10	1	5	70	HAMILTON, Brandon	DB	A Five teams	10	147	2003	399	39	22	4	0		
FLEMONS, Ronald	DE	A To	7	101	2012	180	4	0	5	26	HAMPTON SR, William	DB	A MI	6	74	1984			16	6	Par		
FLETCHER, Michael	LB	A BC, To	9	138	2008	511	37	18	5	24	HANSEN, Barrie	DB	N MI, Wp, Hm, BC	10	143	1970			21	7	---		
FLOYD, Gonzalo	DE	A Hm, Cg	7	78	2001	176	8	6	4	23	HARDEE, Billy	DB	A Cg, To, Ot	5	61	1982			23	4	Par		
FLOYD, Otis	LB	A Ed, Cg, BC, Hm	11	163	2010	536	52	2	12	39	HARDING, Rodney	DE	A To, Me, Cg	12	201	1996	243	0	5	14	105		
FOLEY, Rick	DE	A BC, To, Sk	12	193	2017	371	64	0	15	61	HARDY, Chris	DB	N Ed, To	12	187	2008	115	83	10	4	0		
FORTIN, Stephane	DB	N Cg, MI, Sk	7	103	2005	50	51	0	2	0	HARRINGTON, Ed	DL	A To	9	88	1974			0	7	---		
FORTNEY, Denny	DL	A Wp	4	56	2004	90	0	1	6	8	HARRIS, Dickie	DB	A MI	10	134	1982			38	10	Par		
FORWICK, Ron	DE	N Ed, Hm	11	156	1975			3	11	---	HARRIS, Wayne	LB	A Cg	12	180	1972			28	24	---		
FORZANI, Joe	LB	N Cg	8	122	1975			13	10	---	HATZIOANNOU, Leon	DL	N Wp, Ot, To	8	113	1995	90	35	0	4	8		
FOUDY, Sean	DB	N Ot, BC	6	64	1994	83	39	1	7	1	HAYWOOD, Jerome	DT	A Ot, MI, Wp, Ed	8	112	2009	230	1	0	2	31		
FOURQUREAN, Joe	DB	A BC	9	122	1981			15	4	Par	HEATH, Jo Jo	DB	A To, BC, Ot	3	36	1985	Pre-87		14	5	1		
FOUTS, Dick	DE	A To, BC	13	172	1969			3	17	---	HEATH, T.J.	DB	A To, Wp, MI	3	52	2018	185	5	15	0	1		
FOWLER, Delbert	LB	A Wp, MI	6	76	1988			1	5	31	HEBELER, Nick	DE	N BC, Sk	9	113	1987			1	11	57		
FRACAS, Gino	LB	N Ed	8	84	1962			7	7	---	HEBERT, Kyries	LB	A Ot, Wp, Hm, MI	12	173	2018	650	148	12	12	30		
FRANCIS, Andre	DB	A 5 Teams	12	190	1994	Pre-87		51	5	0	HECHT, Jeff	DB	N MI, Cg, Sk, Wp	10	131	2019	115	56	5	1	4		
FRANK, Malcolm	DB	A Sac-SA, Ed	10	175	2006	551	20	21	10	0	HERFNEY, Jonathan	DB	A Wp, Cg, MI	6	84	2015	311	14	17	7	2		
FRASER, Eric	DB	N Cg, Ot, BC	7	120	2016	160	64	8	3	2	HEIGHTON, Jim	DE	A BC, Wp, Hm, MI	12	171	1981			1	10	Par		
FRAZIER, Lance	DB	A Sk	6	73	2011	159	3	15	0	1	HELTON, John	DE	A Cg, Wp	14	217	1982			0	13	Par		
FREERS, Greg	DB	N Cg, Wp, BC	10	169	2002	308	111	22	8	2	HENLEY, Garney	DB	A Hm	16	216	1975			60	13	---		
FRIESEN, Jerry	LB	N MI, Sk	8	109	1985			3	2	4	HENRY, Aldi	DB	N Cg	6	103	2002	33	139	1	1	0		
FULLER, Joe	DB	A Sk, Ot, Shr, To	6	82	1995	189	6	25	1	5	HENRY, Tommy	DB	A Five teams	7	92	1999	256	20	19	2	3		
FURLONG, Jim	LB	N Cg	12	174	1973			15	9	---	HERNANDEZ, Joe	LB	A Ed	7	96	1970			16	3	---		
GAINES, Gene	DB	A MI, Ot	16	217	1976			42	16	---	HEROSIAN, Brian	DB	A Wp	5	65	1979			17	5	---		
GALLANT, Shawn	DB	N Sk, Ot, Wp, MI	11	148	2010	94	150	4	6	2	HICKMAN, Justin	DE	A Hm, To	6	97	2016	205	3	0	6	40		
GARRETT, Shannon	DB	A Wp, Sk, Ed	14	233	2008	638	61	35	4	9	HIGHBAUGH, Larry	DB	A BC, Ed	13	196	1983			66	6	Par		
GASCON-NADON, Arnau	DE	N Hm, Ot, Ed	6	72	2018	33	20	0	2	9	HIGHTOWER, Forrest	DB	A Ot, Ed	5	55	2019	136	0	7	0	2		
GASS, A.J.	LB	A Ed	10	130	2007	440	91	3	11	12	HILL, Rod	DB	A Wp	5	90	1991			47	5	0		
GASSER, Dave	LB	A Ed	6	91	1972			6	7	---	HILL, Stewart	DE	A Ed, BC, Sk	10	164	1993	re-87		5	12	126		
GATAVECKAS, Ed	LB	N Hm	10	157	1990			6	4	9	HILL, T.J.	DB	A MI, Ed, Ot	8	124	2014	564	31	13	7	14		
GAVINS, Jerrell	DB	A Ot	4	59	2017	173	0	7	2	1	HINTON, Ken	DB	A BC, Sk	9	111	1985			27	2	0		
GEORGE, Tearrius	DL	A Cg, Sk	8	111	2015	181	2	0	8	42	HITCHCOCK, Rob	DB	N Hm, Ed	13	203	2007	484	123	36	7	11		
GIARDINO, Wayne	LB	N Ot	9	113	1975			7	6	---	HOCKING, Doug	LB	N BC, Wp	12	178	2002	109	117	1	5	6		
GIFTOPOULOS, Pete	DL	N Hm	8	120	1995	209	38	5	6	7	HOGUE, Larry	DB	A Ot, Cg, Sk	9	114	1991			14	10	2		
GIVENS, Reggie	DB	A Wp, Bl, To, Ot	6	81	2004	229	15	3	8	17	HOLLAND, J. Robert	DB	A Ed, Sk, BC	6	66	1997	171	13	19	2	0		
GLASSFORD, John	LB	N Ot	6	96	1982			3	5	Par	HOLLIMON, Joe	DB	A Ed	10	136	1985			40	8	2		
GLATT, Javier	LB	N BC, Ed	8	135	2010	350	94	11	4	14	HOLMES, Bruce	LB	A To, Ot, BC	5	52	1992	Partial		10	9	2		
GLENN, Steve	LB	A MI, BC, Wp, Ot, S	10	141	2005	6	88	0	0	0	HOOPLER, Chris	LB	N MI, Cg, Sk, BC	7	95	2005	13	85	0	1	1		
GLIER, Bernie	LB	N BC	7	102	1989			7	4	3	HOPKINS, Moton	DL	A Wp, MI, Ot	6	64	2016	94	1	2	4	14		
GLOVER, LaVar	DB	A BC, Wp	5	71	2010	149	4	9	1	0	HOPKINS, Ron	DB	A Cg	9	132	1991			27	10	1		
GOETZ, Ron	LB	A Ot, Sk	5	60	1997	237	53	6	7	21	HOUSTON, Martavious	LB	A To, BC	4	61	2004	255	21	1	1	5		
GOLDSMITH, Vince	DE	A Sk, To, Cg	10	163	1990			1	16	131	HOWARD, Marcus	DE	A Ed	7	68	2017	82	0	0	4	36		
GOLDSTON, Ralph	DB	A Hm, MI	10	130	1965			32	10	---	HOWELL, Markus	DB-R	N Wp, Ot, Cg	11	176	2010	28	21	0	2	0		
GOLTZ, Rick	DE	N BC, Cg, Sk	10	129	1987			0	5	35	HOWELL, Ron	DB	N Hm, BC, To, MI	12	142	1966			19	4	---		
GOOCH, Keith	DB	A BC, Ed	7	110	1990			41	9	2	HUCKLACK, Cory	LB	N MI, Sk	7	103	2013	103	59	1	2	0		
GOODS, Bennie	DT	A Ed, Wp	11	168	2000	268	0	1	13	82	HUFFMAN, Dick	DT	A Wp, Cg	7	90	1957			0	8	---		
GORDON, Charles	DB	A Ot, BC, MI	7	104	1997	287	32	35	3	1	HUGO, Tom	LB	A MI	7	93	1959			25	7	---		
GORDON, Lawrence	DB	A Hm, Ed	5	71	2010	216	30	6	5	0	HUNSPERGER, Garrett	DL	A BC, To	7	91	1975			0	9	---		
GORDON, Scott	DB	N Sk, Ed, Hm	8	94	2009	101	49	4	1	4	HUNT, Aaron	DT	A BC, MI	7	98	2012	175	0	1	5	41		
GOREE, Roger	LB	N Cg, Sk	8	121	1980			15	9	---	HUNT, Phillip	DE	A Ed, Wp	4	40	2017	79	0	0	1	23		
GOSS, Jason	DB	A Hm, Ed	7	104	2010	288	11	25	4	2	HUNT, Reggie	LB	A Sk, MI, Ed	8	124	2009	513	50	8	9	28		
GOTTA, Jack	DB	A Sk, Cg, MI	9	116	1964			10	11	---	HUNTER, Daniel	DB	A Ot, BC, Shr	6	76	1994	Pre-87		18	3	3		
GRACE, John	LB	A MI, Ot, Cg	8	87	2007	328	37	9	13	24	HUNTER, Malvin	DE	A Ed	8	133	2000	333	44	5	11	66		
GRAHAM, Randy	DB	N Hm, Sk	5	80	1980			8	3	---	HUNTER, Torey	DB	A MI, Ed	5	69	2001	195	11	12	2	1		
GRAVELY, Tracy	LB	A Ot, BC, MI	11	151	2001	508	83	10	12	7	HUNTLEY, Kevin	DT	A To, Cg	5	64	2013	125	0	0	3	26		
GRAY, Herb	DE	N Wp	10	156	1965			2	12	---	HURL, Samuel	LB	N Sk, Wp	8	117	2019	207	60	3	4	8		
GRAY, Mike	DT	A BC, Wp	9	140	1993	Pre-87		2	12	64	IRVIN, Terry	DB	A Cg, Sk, MI	11	136	1986			62	8	0		
GREEN, James	DB	N Wp, To, Ot	7	106	2015	0	99	0	4	0	ISAAC, Brandon	LB	A Cg, To, Hm	6	89	2016	222	11	2	9	13		
GRIER, Derek	DB	A BC, Hm	6	64	1998	127	6	16	3	0	ISBELL, Larry	DB	A Sk	5	74	1958			12	8	---		
GRIFFIN, Jerry	DB	A Ed, Sk	7	94	1973			14	13	---	IVORY, Clifford	DB	A Hm, To	7	120	2006	253	27	20	10	5		
HAILEY, Ken	DB	A Wp, Ot, BC	11	134	1993	Pre-87		28	7	11	JACKSON, Billy	DB	A Ot, Sk, Cg	6	67	1989			5	8	10		
HALL, Alex	DE	A Wp, Sk	3	47	2015	114	0	0	2	32	JACKSON, Enis	DB	A Ed, To, BC	7	95	1995	251	4	25	5	2		
HALL, Darryl	LB	A Cg	8	143	2000	466	80	13	11	18	JACKSON, Glen	LB	N BC	12	192	1987			23	25	36		
HALL, Darryl C.	LB	A Ed, Ot	4	47	1987			18	0	0	JACKSON, Malik	LB	A Cg, Ot	8	82	2016	242	40	2	8	14		
HALL, Kyle	DB	N Wp, Ot	6	90	1992	152	19	6	3	0	JACKSON, Tristan	DB	A Ed, Sk, Ot	9	124								



**CFL PLAYER CAREER STATISTICS ...**

**PART 5 - RETIRED PLAYERS**

DEFENSIVE PLAYERS					Career Data:					DEFENSIVE PLAYERS					Career Data:				
Player	Pos	St Teams	Yrs	GP Last	DT	ST	Int	FR	QS	Player	Pos	St Teams	Yrs	GP Last	DT	ST	Int	FR	QS
JAMES, Shannon	LB	A Cg, Hm	5	68 2010	208	34	3	1	7	LAW, Mike	DB	N Ed, Wp, Ot, Hm	7	91 1973			10	4	---
JANZEN, Henry	DB	N Wp	7	103 1965			15	2	---	LEARN, Ed	DB	N MI, To	12	162 1969			51	11	---
JEFFERSON, James	DB	A Wp, BC	5	71 1995	Pre-87		17	5	0	LEGAULT, Cameron	DT	N Cg, BC, Ot, Wp	9	128 2006	143	17	0	2	20
JENSON, Roy	LB-G	N Cg, BC	7	95 1957			0	5	---	LEGAULT, Len	DT	N Sk	9	138 1965			0	10	---
JOHNS, Al	DE	N Sk	8	121 1987			1	4	13	LEGGETT, Maurice	DB	A Wp	5	72 2018	258	8	16	10	12
JOHNSON, Alondra	LB	A BC, Cg, Sk	16	249 2004	1095	83	17	16	46	LEHMANN, Ken	LB	N Ot, BC	9	107 1972			18	6	---
JOHNSON, Brent	DE	N BC	11	185 2011	267	10	4	16	89	LEONARD, Kenton	DB	A Cg	7	110 1997	238	50	12	6	1
JOHNSON, Jamall	LB	A BC, Hm	10	140 2014	498	118	4	4	27	LEWIS, Derrick (Bo)	DB	A BC, To	8	118 2005	258	42	20	4	5
JOHNSON, Jovon	DB	A Sk, Wp, Ot, MI	12	188 2018	581	9	35	12	8	LEWIS, Gary	DE	A Sk	10	154 1994	Pre-87		0	8	68
JOHNSON, Kevin	LB	A Cg, MI	7	96 2005	346	35	6	13	18	LEWIS, Loyd	DE	A Ot, Ed, Wp	12	180 1996	Pre-87		1	8	83
JOHNSON, Riall	DE	A To, MI, Wp	5	70 2009	93	10	0	2	20	LEWIS, Reggie	DE	A Cg, To	5	69 1981			0	8	Par
JOHNSON, Will	DE	A Cg, Sk	9	132 1996	288	0	1	8	99	LLOYD, Maurice	LB	A Sk, Ed	5	72 2010	299	21	3	2	17
JONES, Derek	DB	N Wp	6	93 2019	27	54	0	2	0	LOBENDAHN, Joe	LB	A Wp, Sk	5	54 2012	221	29	3	6	7
JONES, Ed	DB	A Ed, BC	9	119 1984			32	7	Par	LOCHBAUM, Kelly	LB	N BC, Cg	9	129 2005	81	139	0	2	1
JONES, Kitwana	LB	A Sk, Ed, MI	7	116 2011	122	103	0	6	24	LOCKLIN, Billy Ray	DE	A MI, Hm	10	134 1970			1	12	---
JONES, Korey	LB	A BC, Ed, Sk, Wp	6	76 2019	106	51	2	3	0	LOFFLER, Taylor	DB	N Wp, MI	4	56 2019	212	12	9	3	1
JONES, Phil	DB	N To, MI, Ot, Ed	7	96 1986			20	1	3	LOFTUS, Will	DB	N MI, Ed	10	152 2007	204	87	10	5	1
JONES, Tyrone	LB	A Wp, Sk, BC	10	151 1993	Pre-87		15	9	110	LOGAN, Ian	DB	N Wp	7	109 2012	224	47	12	1	4
JOSEPH, Dale	DB	N Sk, BC	6	93 1999	215	19	8	8	2	LONEY, Don	C-G	N Mo, To, Ot, Cg	9	92 1954	Partial only				
JOSEPH, Darren	RB	N Five teams	13	178 2004	21	122	0	1	0	LONG, Rocky	DB	A BC	5	68 1977			17	6	---
JUDGES, Gord	DT	N To, MI	14	178 1982			0	9	Par	LORD, Don	DL	N Ed, BC	9	103 1959			6	9	---
JURASIN, Bobby	DE	A Sk, To	13	199 1998	413	4	2	22	140	LOWE, Eddie	LB	A Sk	9	151 1991			16	10	33
KARCZ, Zeno	LB	N Hm	10	116 1966			10	17	---	LUCAS, Sean	LB	A Sk	6	87 2011	372	23	5	3	7
KARIKARI, Richard	DB	N MI, Hm, Cg	6	91 2008	120	23	13	2	1	LUINING, Cec	DE	N Wp	10	110 1963			0	7	---
KARPUK, Pete	DB	N Ot, Hm, MI	10	103 1957			8	2	---	LUNN, Harry	DB	N Sk, Hm, Ot	6	87 1960			12	2	---
KEARNS, Dan	DE	N Ed, Wp	10	150 1989			1	10	24	LUSTER, Marv	DB	A MI, To	14	182 1974			28	21	---
KEELING, Jerry	DB-C	A Cg, Ot, Hm	15	229 1975			28	5	---	LUZZI, Don	DT	A Cg	12	167 1969			2	8	---
KELLOGG, Jackie	DB	A Cg, Ed	8	103 2002	234	24	27	4	8	LYONS, Damion	DB	A Ed, Me, Wp, BC	7	92 1997	197	13	20	4	0
KELLY, Maurice	LB	A LV, To, BC, Wp	8	140 2004	526	106	18	18	10	LYSACK, Wes	DB	N Cg, Wp, To	9	144 2011	228	34	12	7	2
KEPLEY, Dan	LB	A Ed	10	128 1984			24	14	Par	LYSZKIEWICZ, Leon	DL	N Five teams	10	127 1986			1	4	---
KIDD, Carl	LB	A BC	7	94 2006	299	68	10	9	17	MACCREADY, Derek	DE	N BC, Ot, Ed, Hm	10	143 1999	232	1	0	5	38
KILLOH, Doug	DE	N Sk	8	110 1960			0	9	---	MACIVER, Doug	DT	N Sk, To, Wp	9	135 1984			0	1	Par
KING, Neil	DB	N Hm, Ed	6	81 2018	121	30	5	2	1	MACON, Eddie	HB	A Cg, Hm	4	50 1959			17	5	---
KINNEY, Kelvin	DL	A To, Ed	4	45 2004	71	0	0	0	20	MAINOR, Kenny	DE	A Wp	4	45 2013	66	0	0	0	21
KIRK, Matt	DL	N Ot, BC, Hm	7	114 2011	75	15	0	1	5	MAJOR, Chris	DB	A BC, Cg	6	58 1992			22	9	0
KLASSEN, Michael	DL	N MI, Cg, Ot	7	87 2019	112	5	0	3	14	MALBROUGH, Anthony	DB	A Cg, Wp, Ot, Ed	8	89 2009	173	8	5	5	3
KLASSEN, Rick	DT	N BC, Sk	10	160 1990			1	9	66	MALLET, Jason	DB	N Sk, Wp, Hm	7	103 2003	134	21	4	8	1
KNAPTON, Gabriel	DE	A MI, BC	6	81 2019	203	1	0	1	36	MALVEAUX, Kelly	DB	A Five teams	10	157 2009	463	27	17	2	6
KNECHTEL, Dave	DT	N To, Ed, Wp	11	134 1978			0	6	---	MANCHUK, Bill	LB	N Sk	12	177 1982			12	11	Par
KNOWLTON, Markeith	LB	A BC, Hm	8	115 2013	417	19	13	15	14	MANDARICH, John	DT	A Ed, Ot	7	93 1990			0	6	16
KNOX, Greg	DB	N Cg	7	98 1998	210	32	22	8	4	MARCELIN, Al	DB	A Ot	6	79 1975			37	2	---
KOINZAN, Craig	DL	A Cg, Ed	6	76 1974			0	8	---	MARIUZ, Ray	LB	N To, Hm	9	146 2011	167	161	1	3	6
KONAR, Kevin	LB	N BC	10	162 1989			14	13	29	MARLOW, Bobby	DB	A Sk	7	86 1959			11	9	---
KOPP, Darcy	DB	N Cg	7	113 1992	59	13	6	3	1	MARSH, Dante	DB	A BC	11	181 2014	587	22	31	8	1
KORNEGAY, Tad	DB	A Hm, Sk, BC, Cg	8	116 2012	158	55	7	0	3	MARSHALL, Greg	DE	A Ot	8	120 1987			0	12	71
KOSID, Bob	DB	N Sk	9	141 1972			32	2	---	MARSHALL, James	DB	A Sk, To, MI	6	72 1982			19	3	Par
KOSMOS, Mark	LB	A MI, Hm, Ot	8	105 1977			10	11	---	MARTIN, Errol	DB	N Ed, To	7	109 2000	113	60	0	5	28
KRALT, Jason	LB	N BC, Ot	7	121 2005	121	71	1	2	1	MARTIN, Mike	DE	A BC	7	109 1968			3	4	---
KRISTOPAITIS, Vic	LB	N BC, To	6	57 1962			10	11	---	MARTIN, Nelson	DB	N BC	7	116 1987			24	11	7
KROPKE, John	DT	A Ot, Wp, Sk	9	141 1997	312	4	4	10	31	MARTIN, Peter	LB	N To	8	104 1972			7	7	---
KROUSE, Bob	DB-L	N Hm	13	174 1975			9	14	---	MARTINELLO, Marty	MG	N MI, BC, To, Hm	13	171 1966			2	6	---
KRUGER, Oscar	DB	N Ed	12	168 1965	46	14	46	14	---	MATHERNE, Wayne	DB	A Ed, BC	6	76 1976			18	4	---
KRUSPE, John	DB	N MI, Ot, Hm	7	93 1975			9	4	---	MATHIS, Dedric	DB	A Hm	5	76 2005	161	8	7	3	0
KULKA, Glen	DL	N MI, To, Ot, Sk	11	163 1996	213	2	0	8	48	MAURER, Mike	RB	N Ed, BC	13	167 2008	4	168	0	1	0
KUNTZ, Bobby	LB	N To, Hm	11	142 1966			10	1	---	MAXIE, Demetrious	DE	A Five teams	13	167 2006	290	0	1	5	70
LABBE, Pierre-Luc	LB	N Wp	6	104 2013	76	84	0	5	2	MAYO, Deron	LB	A Cg	6	87 2017	282	33	1	6	14
LADLER, Kenny	LB	A Ed	2	34 2017	156	15	5	4	0	MAZE, Terrell	DB	A Sk	4	57 2015	140	0	3	1	0
LAGRONE, John	DT	A Ed	8	125 1974			0	18	---	MCALENEY, Ed	DT	A Cg	7	101 1983			2	6	Par
LAIRD, Stu	DT	N Cg	12	170 1996	218	1	1	11	72	MCBRIDE, Billy	DB	A Sk, BC, Ot	5	58 1984			16	3	Par
LANDRY, Doug	LB	A Hm, To, Cg, BC	4	56 1990	306		14	1	10	McCALLA, La.	DB	A Sk	6	91 2005	235	16	9	5	0
LANDY, Frank	DL	A BC, Sk, To	8	112 1980			1	7	---	MCCOIL, Dexter	LB	A Ed, Cg, To	4	49 2021	205	29	12	2	8
LAROSE, J.R.	DB	N Ed, BC	9	127 2014	162	55	1	9	2	MCCRARY, David	DB	A Sk, Cg	5	61 1991			18	2	0
LASHUK, Mike	LB	N Ed	7	95 1963			16	2	---	MCCOLLOUGH, Evan	DB	A To, Hm	5	64 2014	214	9	5	4	0
LASSETER, Bill	DB	N BC	7	110 1969			13	3	---	MCCULLOUGH, Mike	LB	N Sk	11	185 2013	187	113	1	1	11
LATOURELLE, Ron	DB	N Wp	10	127 1964			2	9	---	MCCUNE, Robert	LB	A Cg, To	4	60 2013	274	28	3	1	12
LATTANZIO, Ettore	DL	N Ot	5	63 2019	70	1	0	2	8	MCDERMOTT, Fran	DB	A Sk	3	73 1986			21	1	0
LAVORATO, Pete	DB	N Ed, BC, MI	10	132 1984			16	6	Par	MCEACHERN, Ken	DB	N Sk, To	11	147 1984			43	10	Par

**CFL PLAYER CAREER STATISTICS ...**

**PART 5 - RETIRED PLAYERS**

DEFENSIVE PLAYERS					Career Data:					DEFENSIVE PLAYERS					Career Data:							
Player	Pos	St Teams	Yrs	GP Last	DT	ST	Int	FR	QS	Player	Pos	St Teams	Yrs	GP Last	DT	ST	Int	FR	QS			
MCELEVEEN, Jermaine	DT	A MI, Hm, Sk	7	87	2014	131	7	2	6	30	PARKER, James	DE	A BC, Ed, To	12	161	1991			1	14	140	
MCGRIGGS, Lamar	LB	A Ot, Sk, Hm, Wp	10	143	2005	425	19	12	9	22	PARKER, Kerry	DB	A BC, Hm, To	7	67	1987			20	5	0	
MCGRUDER, Mike	DB	A Sk	3	46	1988			17	7	1	PARKS, Cord	DB	A BC, Ed	4	63	2016	179	7	9	3	0	
MCKAY-LOESCHER, N	DE	N BC, Hm	6	88	2009		46	3	0	3	25	PATRICK, James	DB	A Sk, Hm	6	89	2013	239	46	18	5	2
MCKENZIE, Anton	LB	A BC, Sk	8	115	2013	398	61	0	2	13	PATRICK, Steve	DT	N Wp	13	172	1964			0	13	---	
MCKENZIE, Chris	DB	A Sk	4	56	2012	164	2	4	1	0	PATTERSON, Darrell	LB	A Hm, Ot, Wp	7	92	1990			5	8	34	
MCKINLAY, Neil	LB	N BC, Wp	7	107	2011	58	92	2	2	0	PATTERSON, Hal	DB-E	A MI, Hm	14	145	1967			27	9	---	
MCLAREN, Rob	LB	N Wp, Ed, Hm, BC	9	142	1977			6	8	---	PAUL, Leroy	DB	A Sk, Hm, To, Ot	6	77	1984			18	9	Par	
McLEAN, Mike	LB	N Ed	7	98	1992			1	2	0	PAYNE, Ron	DE	A Cg	7	77	1969			5	8	---	
MCNICHOL, Doug	DE	N MI, To	11	137	1963			2	13	---	PAYTON, Elfrid	DE	A Six teams	14	205	2004	472	11	2	22	153	
MCQUARTERS, Ed	DT	A Sk	9	107	1974			1	10	---	PEACH, Greg	DE	A Ed, Hm, Wp	7	90	2015	205	6	1	3	30	
MEADMORE, Ron	DE	N Sk, Wp	11	93	1965			0	5	---	PEARCE, Bob	DB	N BC, Sk	7	64	1976			3	1	---	
MEGNA, Marc	DL	A MI	4	53	2005	123	8	2	6	14	PEARCE, Keith	DB	N Wp	9	128	1958			12	7	---	
MENDRYK, Steve	DB	N Ed	9	111	1958			16	6	---	PEOPLES, Shont'e	LB	A LV, Wp, Cg, Sk	8	116	2003	293	2	1	18	77	
MIKAWOS, Stan	LB	N Wp	15	220	1996	Pre-87		2	14	33	PERRY, Fred	DE	A Five teams	9	119	2009	315	46	1	11	62	
MILES, Barron	S	A MI, BC	11	187	2009	508	40	66	11	7	PETERSEN, Doug	DT	N BC, MI, Ed	9	134	2002	296	4	1	10	36	
MILES, Rollie	DB	A Ed	11	157	1961			38	17	---	PETERSON, Greg	S	N Cg	9	149	1992			22	7	6	
MILLER, Jim	DE	N MI	6	80	1958			1	6	---	PETTWAY, Ken	DB	A Wp, BC	6	69	1992			14	4	---	
MILLER, Wade	LB	N Wp	11	159	2005	10	184	0	4	0	PHANEUF, AI	DB	N MI	3	42	1971			16	3	---	
MINNICK, Phil	LB	A Wp, Ed	8	87	1973			11	6	---	PHASON, Vince	DB	A Ed, BC, Wp, MI	11	152	1985			28	14	1	
MITCHELL, Jackie	DB	A Sk	7	96	2006	393	23	19	7	12	PHILBRICK, Mike	DE	N Ot, Hm	9	137	2001	304	0	0	9	33	
MITCHELL, Khalif	DL	A BC, To	5	61	2014	95	0	0	1	14	PHILION, Ed	DT	N MI	8	127	2006	170	2	2	4	36	
MITCHELL, William	LB	A MI, To, Ot, Ed	7	76	1987			6	5	10	PHILLIPS, Justin	DL	N Cg, Ot	9	114	2015	81	88	0	1	4	
MOBLEY, Singor	DB	A Ed	9	158	2006	602	78	15	21	21	PHILLIPS, Ryan	DB	A BC, MI	13	214	2017	526	70	47	9	5	
MOEN, Don	LB	N To	13	222	1994	Pre-87		11	15	36	PHILP, Gerry	E	N To, MI	7	89	1964			1	4	---	
MOHR, Rick	DE	A To, Sk	4	55	1985			0	4	43	PIASKOSKI, Jim	DL	N Ot	11	155	1982			1	12	Par	
MOIR, Darrell	DB	N Cg, MI, To	8	101	1986			25	8	1	PIERSON, Reggie	DB	A Wp	6	91	1983			27	4	Par	
MOLSTAD, Ed	DE	N Ed	6	96	1973			0	7	---	PILE, Willie	DB	A To	5	88	2011	399	42	8	5	10	
MONTFORD, Joe	DE	A Shr, Hm, To, Ed	12	185	2006	540	37	1	18	135	PILON, Marc	DL	N Six Teams	8	116	2006	64	37	0	1	8	
MOORE, Mack	DT	A BC	6	92	1989			0	8	56	PITTS, Ernie	DB-E	A Wp, BC	14	204	1970			17	7	---	
MORAN, Tom	E-HB	N MI, Hm	9	96	1961			9	3	---	PLEASANT, Reggie	DB	A To, Ed	10	154	1997	468	9	48	12	1	
MORENO, Zeke	LB	A Hm, Wp, To	3	54	2009	306	15	5	2	6	PLESS, Willie	LB	A To, BC, Ed, Sk	14	229	1999	1241	36	39	39	84	
MORGAN, Omarr	DB	A Sk, Ed	11	190	2010	545	37	27	11	0	PLOEN, Ken	DB-Q	A Wp	11	156	1967			17	3	---	
MORRIS, Ron	DB	A BC, To, Cg	8	92	1965			18	2	---	POIRIER, Joe	DB	N Ot	12	168	1970			47	8	---	
MORRISON, Bernie	LB	N Cg, MI, To	11	159	1988			20	12	17	POPE, Marvin	DE	A Cg	6	90	1997	274	17	3	1	27	
MOSCA, Angelo	DT	A Hm, Ot, MI	15	201	1972			0	8	---	PORTER, Lewis	DB	A Hm	7	97	1977			24	7	---	
MOTTON, John	LB	A Hm, Bh, Wp	5	70	1995	318	16	11	8	5	POTTER, Dale	LB	N Wp, Ed, To	12	177	1984			10	11	Par	
MULLINDER, Luc	DL	N Sk, MI, Hm	9	142	2012	111	0	1	2	16	POTTINGER, Jason	LB	N BC, To, Ot	9	145	2014	181	109	0	3	4	
MUNOZ, Damaso	LB	A Ed, Ot	6	98	2016	416	26	3	4	15	PRICE, Mitchell	DL	A Hm, Cg	8	118	1991			2	7	43	
MUNSEY, Bill	DB	A BC	5	76	1967			16	4	---	PRICE, Phil	DB	A MI, Sk, Ed	6	71	1977			22	7	---	
MURPHY, Dan	DB	N Ed, Ot, To	6	97	1996	123	55	12	5	0	PRIESTNER, John	LB	N Hm	7	80	1986			4	6	8	
MURRAY, Rico	DB	A Hm, To, Ot	7	104	2019	346	16	17	3	4	PRIOR, Anthony	DB	A Cg, BC	4	59	2003	172	9	6	0	0	
NAGLE, Baz	DB	N Cg, BC, Wp	9	124	1962			12	2	---	PRODANOVIC, Rob	DL	N Ot, BC, Wp	8	110	1995	40	18	0	2	11	
NAPASTUK, Sheldon	DE	N Sk, Cg	8	126	2006	157	0	0	5	23	PROUDFOOT, Tony	DB	N MI, BC	12	148	1982			13	9	Par	
NAPIORKOWSKI, Mark	DL	N Hm, BC, To	8	97	1992			0	5	8	PRUNEAU, Antoine	DB	N Ot	8	122	2022	378	74	10	4	4	
NASH, Harold	DB	A Shr, MI, Wp, Ed	11	144	2004	367	43	24	10	0	PTRACEK, Bob	DB	A Sk	6	75	1965			10	2	---	
NELMS, Mike	DB	A Ot, Hm	3	36	1979			19	2	---	RAIMEY, Dave	DB	A Wp, To	10	142	1974			15	2	---	
NETTLES, Ray	LB	A BC, To, Hm, Ot, C	9	130	1980			7	13	---	RAINES, Mike	DL	A MI, Ot, Wp	8	94	1982			2	7	Par	
NEUMANN, Pete	DE	N Hm	14	184	1964			2	6	---	RANDLE, Chris	DB	A Cg, Wp, Ot	8	122	2019	337	61	18	4	3	
NKEYESEN, Kennedy	DB	N Sk	9	140	2007	11	65	0	0	0	RANDOLPH, Paul	LB	A Wp, MI	9	135	1997	470	54	10	9	36	
NORMAN, Tony	DE	A Wp	7	95	1986			1	7	59	RAQUET, Steve	DE	A MI	3	43	1986			1	7	29	
NORRIE, Bayne	DB	N Ed	8	98	1975			12	3	---	RASHOVICH, Dan	LB	N Ot, To, Sk	16	255	1999	414	153	3	17	23	
NORWOOD, Eric	DL	A Hm, Sk	4	44	2016	124	2	1	2	24	RAUHAUS, Norm	DB	N Wp	12	185	1967			34	17	---	
O'BILLOVICH, Bob	DB	A Ot	5	69	1967			24	2	---	RAY, Terry	LB	A Ed, Wp	6	91	2004	382	79	10	10	15	
ODUMS, Ray	DB	A Wp, Sk, Cg	10	145	1984			28	7	Par	RAYMOND, Keon	DB	A Cg, To, Hm	9	132	2016	380	17	26	8	11	
OKPALAUGO, Tristan	DE	A To, Wp	4	66	2018	130	2	3	2	33	REDELL, Bill	DB	A Ed, Hm, Cg	6	85	1969			22	5	---	
OLIVER, Bobby Jack	DL	A Ed, Hm, To, MI	7	86	1964			2	11	---	REED, Kavis	DB	A Ed	5	67	1999	205	18	20	2	0	
ONYEKA, Nakas	LB	N To, Sk, Wp	4	40	2021	16	31	0	0	2	REED, Ken	LB	A Sk, Ed	8	119	1970			4	9	---	
ORAMASIONWU, Don	DL	N Wp, Ed, MI, Ot	10	124	2018	122	1	1	3	19	REID, Stefen	LB	N Ot, MI	8	131	2002	344	96	7	7	17	
O'SHEA, Mike	LB	N Hm, To	16	271	2008	1151	169	22	11	30	REINSON, Roger	LB	N Cg, BC, Ed	11	172	2004	19	174	0	6	0	
PAGE, Ted	DB	N MI, Hm, Ed	10	130	1971			20	9	---	REYNOLDS, Jim	DE	A Hm, Ot, MI, To	9	82	1968			8	13	---	
PAHL, Vernon	LB	N Wp	9	146	1988			5	6	20	RHINO, Randy	DB	A MI, Ot	6	89	1981			20	4	Par	
PALAZETI, John	LB	N Cg, Ot, To, MI	8	123	1983			6	7	Par	RIBBINS, Peter	DB	N Wp, Ed, Hm	7	86	1977			10	2	---	
PALMER, Peter	LB	N BC, Wp	6	78	1975			5	6	---	RICHARDSON, Lorne	DB	N Sk, To	5	80	1977			22	5	---	
PAQUETTE, Don	DB	N Cg, MI, To, Hm	8	80	1965			1	9	---	RING, Justin	LB	N Hm, Ed	7	109	2002	174	80	4	3	4	
PARKER, Billy	DB	A MI	8	129	2016	336	7	14	4	0	REED, James	DB	A Wp, To, MI, Sk	5	52	1985			7	3	3	
PARKER, Byron	DB	A To, Ed, BC, MI	9	124	2013	270	17	30	3	0	REED, Taylor	LB	A Five teams	5	70	2018	320	9	2	2	17	

**CFL PLAYER CAREER STATISTICS ...**

**PART 5 - RETIRED PLAYERS**

DEFENSIVE PLAYERS					Career Data:					DEFENSIVE PLAYERS					Career Data:				
Player	Pos	St Teams	Yrs	GP Last	DT	ST	Int	FR	QS	Player	Pos	St Teams	Yrs	GP Last	DT	ST	Int	FR	QS
REESE, Albert	DL	A Ed	5	84 2004	154	1	0	1	17	SMITH, Adrion	DB	A Hm, Me, To	12	195 2005	413	55	49	7	2
ROBERTS, Jed	LB	N Ed	13	168 2002	70	163	0	8	22	SMITH, Bill	DB	N Ed	8	112 1963			26	3	---
ROBERTSON, Virgil	LB	A Hm, BC	7	71 1998	139	15	2	11	23	SMITH, Bo (Tyler)	DB	A Hm, Wp	6	59 2013	130	10	6	2	0
ROBICHAUD, Matt	LB	N Hm, Ot, To	9	99 2009	0	27	0	1	0	SMITH, Brandon	DB	A Cg	11	174 2019	643	13	17	5	8
ROBINSON, Don	DB	A LV, Hm, Wp	5	76 1999	208	28	14	5	1	SMITH, Bruce	DL	A Hm, Ed, Ot, To	8	87 1979			1	9	---
ROBINSON, Frank	LB	A Sk, Wp, To, Hm	10	151 1990			19	18	36	SMITH, Donald	DB	A Wp, Me, To, Hm	9	139 2000	404	100	33	11	0
ROBINSON, Gary	DL	N BC, Hm	10	147 1978			0	5	---	SMITH, Herman	DE	A Hm, BC	7	92 2003	201	2	2	5	41
ROBINSON, Junior	DB	A Six teams	8	86 1990			5	3	1	SMITH, Irvin	DB	A Bl, MI	8	138 2001	322	7	31	10	1
ROBINSON, Larry	DB	N Cg	14	224 1974			50	16	---	SMITH, Khreem	DE	A BC	5	83 2015	147	2	0	4	36
ROBINSON, Lybrant	DE	A Ot, Sk	7	98 1997	199	2	0	3	37	SMITH, Lester	DB	A Bl, To, MI	8	96 2001	161	25	26	6	7
ROBINSON, Rich	DB	A BC	3	38 1970			20	1	---	SMITH, Travis	LB	A Sk	7	91 2005	264	30	4	8	6
RODGERS, Tyrone	DL	A BC, Wp, To, Cg	7	112 2002	221	1	0	4	29	SMITH, Wayne	DE	N 5 Teams	12	159 1980			1	13	---
ROGERS JR, Glenn	DB	A Ed, BC, Sk	7	116 1999	288	15	31	3	7	SNIPES, Angelo	DE	A Ot, BC, Bh, Wp	6	105 1996	267	13	2	5	82
ROGERS, Brendan	DB	N Wp, To, Sk	9	134 1999	27	176	0	4	2	SOUTHWICK, Ron	DE	N Wp, To	7	110 1981			5	4	Par
ROMERO, Dario	DT	A Ed, MI, Sk	7	104 2011	177	0	1	5	21	SOWALSKI, Bill	DB	N Ot	9	109 1962			9	8	---
ROSE, Donovan	DB	A To, Wp, Hm	5	54 1985			19	4	1	SOWIETA, Rick	LB	N To, Ot	10	146 1986			9	12	21
ROSOLOWICH, Gary	DB	N Wp	5	79 1981			12	4	Par	SPARKS, Len	DB	N To, BC, Cg, Ot	7	92 1969			2	2	---
ROSS, Rae	DB	N BC, Cg, Wp	7	107 1961			34	8	---	SPENCER, Walter	DB	N Sk, Cg, MI, To	10	136 2013	22	175	0	2	0
ROTH, Tim	DE	A Sk	7	112 1977			1	9	---	ST. JAMES, Tyson	LB	N Sk, Wp	5	87 2004	17	72	0	1	4
ROUNTREE, Jim	DB	A To	10	131 1967			41	9	---	STARKS, Howard	DB	A MI, Cg	8	118 1975			26	1	---
ROWLAND, Gord	LB	N Wp	11	163 1964			31	9	---	STEELE, Eddie	DL	N Hm, Ed, Sk	8	123 2018	147	3	1	2	18
RYAN, Rick	DB	N MI, To, BC	6	88 1990			18	6	0	STEINAUER, Orlando	DB	A Ot, Hm, To	12	184 2008	604	29	49	11	2
SAMPLES, Mike	DL	A BC, Hm, Sk	11	135 1983			1	6	Par	STEPHEN, Courtney	DB	N Hm, Cg	7	113 2019	226	54	12	2	2
SAMPSON, Darryl	DB	N Wp, Hm	11	170 1996	Pre-87		21	11	5	STEPHENSON, Don	DL	N Ed, Cg	8	123 1965			15	14	---
SANCHEZ, Davis	DB	N MI, Cg, Ed, BC	11	155 2011	330	3	28	3	2	STERNBERG, Gerry	DB	N MI, Hm, To	7	95 1973			14	5	---
SAVOIE, Roger	DT	N Wp	15	191 1965			0	10	---	STEWART, Andrew	DE	A Five teams	7	101 1999	154	1	0	4	26
SCHREIDER, Gary	HB-K	N Ot, BC, Hm	9	102 1964			14	3	---	STEWART, Anwar	DE	A Cg, MI	13	184 2013	294	33	10	7	70
SCHRIEWER, Menan 'Te E	A	To, Sk	7	86 1962			2	7	---	STEWART, Brandon	DB	A Five teams	11	138 2017	346	66	14	7	3
SCHULTZ, Scott	DT	N Sk	9	128 2009	178	0	0	4	35	STILLWAGON, Jim	DT	A To	5	57 1975			0	1	---
SCHUMM, Howie	LB	N Ed, Cg	14	205 1972			11	5	---	STRACINA, Joe	LB	N Sk, Ot, MI	11	124 1964			3	3	---
SCOCIA, Sam	DT	N Hm, Sk, Ot	14	195 1965			2	6	---	STREETER, Mark	DB	A Hm	6	75 1987			17	3	4
SCOTT, Doug	DT	N MI	6	93 1986			1	7	44	STRICKLAND, Tim	DE	A MI	6	89 2007	281	12	8	6	21
SCOTT, Johnny	DT	A Shr, BC, To, Hm	12	165 2004	293	13	0	12	55	STRONG, Doug	DB	N Sk, Wp	6	70 1974			15	5	---
SCOTT, Vince	MG	A Hm	14	170 1962			0	17	---	STUMON, Gregg	DE	A BC, Ed, Ot, Shr	10	144 1995	Pre-87		2	14	86
SCRIVENER, Colin	DL	N Sk, Wp	8	127 2002	116	4	1	3	12	STURTRIDGE, Gordon	DL	N Sk	4	62 1956			3	11	---
SCRIVENER, Glen	DT	N Five teams	11	143 2001	177	5	0	9	39	SUBER, Alex	DB	A Wp, To, Sk	6	76 2015	261	29	4	6	1
SCULLION, Art	DB	N To, Hm, Cg	9	115 1960			0	10	---	SUDERMAN, Dick	DE	N Cg, Ed	8	113 1972			2	8	---
SEARS JR, Johnny	DB	A Wp, Hm, To	8	51 2018	187	15	9	6	3	SUITOR, Glen	DB	N Sk	11	194 1994	Pre-87		51	14	5
SEYMOUR, Doug	DT	N BC, Ot	7	82 1983			0	5	Par	SUTHERIN, Don	DB	A Hm, Ot, To	12	133 1970			58	2	---
SHABAZZ, Siddeeq	LB	A Ed, Wp, Cg	4	54 2010	215	37	5	5	7	TUTTON, Jon	DB	A Ot, MI, To	4	46 1982	Pre-87		15	2	0
SHATTO, Dick	HB	A To	12	159 1965			15	4	---	TAYLOR, Eric	DL	A Ed, To, BC	7	89 2014	169	1	0	3	19
SHATZKO, Roy	DT	N Ed, BC	8	112 1972			0	3	---	THERRIEN, Barney	DT	N BC	7	112 1967			0	8	---
SHAW, Cliff	LB	N Sk	5	75 1970			1	2	---	THOMAS, Eddie Lee	DB	N Ed, To, BC, Wp	6	83 1999	270	25	23	3	0
SHAW, David	DB	A Hm, Wp	12	158 1986			36	3	1	THOMPSON, Brandyn	DB	A Ot, Ed	5	54 2018	144	0	8	2	0
SHAW, Wayne	DB	N To, MI, Hm	10	160 2008	265	38	25	3	3	THOMPSON, Chris	DB	A Ed, Hm	7	115 2013	308	2	30	1	0
SHAW, Wayne	LB	N Sk	12	187 1972			21	20	---	THORNTON, Dick	DB	A Wp, To	12	149 1972			43	9	---
SHELL, Lin-J	DB	A To, BC, Cg, Wp	7	125 2015	331	76	10	10	10	THURMAN, Junior	DB	A Cg, Bh	7	99 1995	291	18	15	6	1
SHELLING, Chris	DB	A Hm	6	82 2003	298	26	9	3	10	TIGGLE, Calvin	LB	A To, Hm	8	127 2001	662	18	9	9	10
SHERIDAN, Juan	DT	A MI	9	105 1957			0	3	---	TINDAL, Corey	DB	A Ot	3	49 2019	200	8	2	3	3
SHERITT, J.C.	LB	A Ed	8	109 2018	528	45	14	7	15	TINSLEY, Buddy	DT	A Wp	11	161 1960			2	5	---
SHIELDS, Lance	DB	A Hm, Ot	6	67 1991			31	5	0	TISDALE, Geoff	DB	A Hm, Cg, MI, Sk	9	120 2016	303	5	29	3	3
SHIPP, Billy	DL	A To, MI	11	120 1965			1	9	---	TOOGOOD, Bob	LB	N Wp	7	109 1980			9	4	---
SHIRK, Marshall	DL	A Ot	7	94 1971			0	9	---	TOOHY, Ralph	DB	N MI, Hm	12	146 1958	Partial only				
SHOLOGAN, Keith	DL	A Sk, Ot, Wp, MI	10	147 2017	211	0	0	6	25	TOSH, Wayne	DB	N Ot	8	113 1978			28	7	---
SHORTILL, Nick	LB	N MI, Hm	5	68 2019	56	57	0	0	1	TOWNS, Tom	LB	N Ed, Ot	11	170 1985			4	10	16
SILYE, Jim	DB	N Cg	6	87 1975			4	2	---	TOWNSEND, Daryl	DB	A Wp, MI	7	91 2017	1	93	0	2	0
SIMMONS, Marcello	DB	A To, Ed, BC	7	105 2001	308	16	7	6	9	TRAUTMAN, Randy	DL	A Cg	4	50 1985			0	2	31
SIMPSON, Barrin	LB	A BC, Wp, Sk	11	177 2011	955	51	10	17	38	TRAVERSY, Jeff	DT	N Cg, BC	7	100 2003	92	0	0	7	2
SIMPSON, Bob	DB	N Ot	13	169 1962			20	6	---	TREFTLIN, Jeff	DB	N Hm, MI, Ed, Sk, W	8	103 1991			1	2	1
SIMPSON, Jackie	HB	A To, Hm, MI	4	47 1966			14	4	---	TRUANT, Ray	DB-E	N Hm	5	66 1957			15	3	---
SIMPSON, Juwan	LB	A Cg	8	115 2015	396	40	3	8	25	TRULUCK, R-Kal	DE	A Sk, MI	6	58 2007	141	6	0	6	20
SIMS, E.A.	DE	A BC, Ed	9	107 1970			1	3	---	TUINEI, Tom	DT	A Ed	6	91 1987			0	11	48
SIMS, Rudy	DL	A Ot, To, Hm	8	91 1978			1	9	---	TULLY, Ted	LB	N Ed, BC	13	195 1962			21	12	---
SKILLMAN, Rod	DE	A Hm	7	92 1990			1	5	46	TURNER, Bryant	DT	A Wp, BC	7	90 2017	110	0	0	3	30
SKIPPER, Harry	DB	A MI, Sk	7	106 1989			47	7	1	ULMER, Ed	DB	A Ot, Wp	9	114 1971			31	7	---
SMALL, Jessie	LB	A Ot, Hm	3	42 1996	105	4	1	3	22	ULMER, Terry	DB	A Sk	6	90 1998	220	23	15	6	0
SMALE, Ted	DL	N Ot	7	87 1962			1	12	---	UTECK, Larry	DB	N To, BC, MI, Ot	7	95 1980			12	1	---

**CFL PLAYER CAREER STATISTICS ...**

**PART 5 - RETIRED PLAYERS**

DEFENSIVE PLAYERS					Career Data:					DEFENSIVE PLAYERS					Career Data:						
Player	Pos	St Teams	Yrs	GP Last	DT	ST	Int	FR	QS	Player	Pos	St Teams	Yrs	GP Last	DT	ST	Int	FR	QS		
VACCHER, Ron	E	N Wp	8	104	1955		0	7	---	WILLIAMS, Quency	DE	A Cg, Wp	6	68	1992		0	2	30		
VAN BELLEGHEM, Dave	DB	N To, Cg, Sk	8	129	1998	189	62	17	7	7	WILLIAMS, Renauld	LB	A Sk, Hm	6	76	2013	326	49	3	2	21
VAN BURKLEO, Bill	DB	A 5 Teams	7	86	1972			19	0	---	WILLIAMS, Rod	DB	A Ed, Sk	5	63	2014	183	1	13	4	0
VAUGHN, Gerald	DB	A Cg, Wp, Hm, Ot	13	199	2005			35	12	6	WILLIAMS, Stan	HB	A Sk	5	62	1957			15	6	---
VAUGHN, Kaye	MG	N Ot, MI	12	148	1966			0	12	---	WILLIAMS, Tyrone	DT	A BC, Wp	8	121	2009	345	2	1	5	27
VENABLE, Winston	LB	A MI	4	57	2016	246	26	0	5	12	WILLIS, Odell	DE	A Five teams	11	191	2019	277	2	3	7	101
VOLCAN, Mike	DT	N Ed	10	145	1964			1	7	---	WILLS, Chuck	DB	A Wp, Sk	3	36	1978			12	0	0
WAKE, Cameron	DE	A BC	2	36	2008	137	2	0	3	39	WILLSEY, Ray	HB	N Ed	3	37	1955			15	6	---
WALKER, Merv	DB	N Wp, Cg, To, Hm	10	137	1983			22	2	Par	WILSON, Darrell	DB	A To	5	75	1986	Pre-87		14	7	1
WALKER, Mike	DT	A Hm, Ed	10	135	1991			2	9	96	WILSON, Don	DB	A Ed, To, BC	12	197	1998	667	30	61	15	18
WALLS, Gavin	DE	A Wp	5	82	2009	197	3	1	5	47	WILSON, Eric	DL	A Wp, MI	8	110	2011	67	4	1	4	5
WALSH, Don	LB	N Sk	12	158	1964			0	11	---	WILSON, Mike	DB	A Hm	4	42	1974			15	2	---
WALTER, Jim	DB	N Sk, MI, To	9	117	1973			13	2	---	WILSON, Terry	DB	N Ed, Cg	9	140	1972			16	4	---
WALTERS, Kyle	DB	N Hm	7	102	2003	35	78	2	1	0	WILSON, Troy	DB	A Ot	4	48	1990			24	11	1
WARNOCK, Kent	DE	N Cg, BC	8	108	1994	196	0	0	11	42	WILTSHIRE, Kelly	DB	N To, MI, Ot, Ed	10	172	2006	609	74	15	15	25
WARREN, Brian	DE	A To, Ed, Ot, BC	7	94	1993	Pre-87		2	3	33	WISEMAN, Todd	DB	N Hm, To, BC	7	124	1994	228	9	17	8	2
WARREN, Garland	C-LB	N Wp	6	80	1964			13	14	---	WLASIUK, Gene	DB	N Wp, Sk	11	144	1967			27	11	---
WASHINGTON, Dem.	DB	A Wp, Hm	5	74	2017	278	11	6	3	6	WOLDU, Paul	DB	A MI, Sk	8	125	2015	48	85	3	0	0
WASHINGTON, Mark	DB	A MI, BC	11	156	2007	483	48	17	12	1	WOODS, Bear	LB	A MI, To	8	64	2021	377	18	3	2	15
WATKINS, Patrick	DB	A To, Ed	5	86	2016	288	16	16	4	4	WOODS, Harold	DB	A Hm, Sk, To, MI	6	63	1983			14	6	Par
WATSON, Ken	DB	A Five teams	10	122	1999	333	38	13	7	0	WOODSON, Sean	LB	A Hm, Wp	5	80	2005	333	37	6	4	8
WATTON, Ron	LB	N To, BC, Hm	9	119	1962			4	1	---	WOODWARD, Rod	DB	N MI, Ot, Cg, Hm	11	138	1978			39	10	---
WAYNE, Clinton	DT	A Five teams	8	117	2008	132	1	0	5	12	WOZNESENSKY, Lyall	DL	N Six teams	8	120	1984			0	6	Par
WAYNE, Patrick	LB	A Ot, BC, To	8	123	1994	292	26	2	9	21	WRIGHT, Donnavan	LB	A Hm, BC, To, Sk	8	125	1997	86	92	4	4	2
WAYTE, Billy	HB	N MI, Hm	6	83	1966			24	4	---	WRIGHT, Terry	DB	A Hm	4	54	1994	197	24	8	11	0
WEATHERS, Wayne	LB	A Sk, To, Wp	8	128	2005	124	79	0	6	15	WRUCK, Larry	LB	N Ed	12	213	1996	646		12	16	30
WEIR, Glen	DT	N MI	13	202	1984			0	18	Par	WYDARENY, John	DB	N To, Ed	10	134	1972			52	8	---
WELLS, George	DE	A Sk, Hm, To	8	108	1978			2	4	---	WYLIE, Harvey	DB	A Cg	9	139	1964			35	15	---
WEST, Dale	DB	A Sk	7	106	1968			17	1	---	YELL, Ronnie	DB	A BC, To	5	79	2018	219	9	9	4	0
WEST, Dan	LB	N Wp, Sk, Ot	7	103	2018	4	64	0	1	0	YOUNG, Brett	DB	A Ot, BC	7	94	1996	287	25	17	5	2
WEST, James	LB	A Cg, Wp, BC	12	164	1993	Pre-87		21	19	55	YOUNG, Glen	DE	N To, Ed, MI	8	122	2005	202	60	4	8	7
WESTERMAN, Jamaal	DE	N Wp, MI, Hm	5	60	2019	155	1	0	0	35	YOUNG, Marcell	DB	A Hm, Ed, BC	8	102	2018	273	6	6	1	3
WHEATON, Kenny	DB	A To	6	98	2008	408	6	15	3	7	YOUNG, Preston	DB	N Sk, To, Hm, MI	8	126	1985			26	9	0
WHISLER, Bill	DT	A Wp, BC, MI	10	139	1971			4	10	---	YOUNG, Sam	DB	A Cg, BC, Hm, Wp	5	70	2007	143	8	10	1	2
WHITE, George	LB	A Sk, Cg, BC	7	101	2006	525	121	6	7	17	YOUNG, Trey	DB	A Cg, Ed	4	53	2008	160	30	11	5	2
WICKMAN, Ryland	LB	A Wp	6	92	2005	324	31	3	7	11	YOUNGER, Jordan	DB	A To, Ed	9	148	2012	406	12	19	4	2
WIDGER, Mike	DT	A MI, Ot	9	132	1978			10	23	---	YURICHUK, James	LB	A BC, To	8	144	2016	80	122	4	3	0
WILKERSON, Gary	DB	A Hm, BI, Ed	6	79	1995	248	9	19	5	0	ZACHERY, James	DL	A MI, Ed	8	93	1987			4	5	37
WILD, Ian	LB	A To	7	79	2019	308	75	1	6	8	ZAMBIASI, Ben	LB	A Hm, To	11	148	1988			25	19	26
WILLIAMS, Brett	DT	A Five teams	10	135	1994	Pre-87		2	11	89	ZAPIEC, Chuck	LB	A Ot, MI	7	81	1978			9	13	---
WILLIAMS, Jack	DL	A Ot, Ed	4	35	1985	Pre-87		0	6	21	ZICKEFOOSE, Chuck	LB	A Cg	6	81	1968			3	3	---
WILLIAMS, John	DB	A Cg, Hm, To	8	88	1975			26	5	---	ZIZAKOVIC, Lubo	DT	N Five teams	5	75	1996	73	4	1	1	10
WILLIAMS, Keron	DE	A Cg, MI, BC	8	120	2013	240	0	0	10	56	ZIZAKOVIC, Srecko	DL	N Cg	6	77	1995	119	7	2	2	22
WILLIAMS, Paul	DB	A Wp, Sk	8	111	1978			25	3	---	ZUGER, Joe	DB	A Hm	10	124	1971			9	1	---

Note: Defensive data became available in stages, for example Sacks in 1981, Defensive Tackles 1987 and Special Teams Tackles in 1991.

**CANADIAN DRAFT HISTORICAL RECAP**

**1952 TO 2023**

YEAR	Rds	No of Teams	Reg Picks	Oth Picks	Draft Total	Affiliation:		CFL Players	
						Cdn	US	No	%
2023	8	All 9	70	2	72	57	15	42	57%
2022	8	All 9	72	2	74	60	14	34	63%
2021	6	All 9	54	0	54	32	22	34	63%
2020	8+	All 9	70	3	73	57	16	48	66%
2019	8+	All 9	71	2	73	51	22	52	71%
2018	8	All 9	69	1	70	56	14	49	70%
2017	8	All 9	71	3	74	60	14	55	74%
2016	7	All 9	70	1	71	54	17	52	73%
2015	7	All 9	62	2	64	45	19	51	80%
2014	7+	All 9	65	1	66	65	1	45	68%
2013	7	All 8+Oth	60	0	60	44	16	40	67%
2012	6	All 8	45	0	45	28	17	40	89%
2011	6	All 8	47	3	50	35	15	37	74%
2010	6	All 8	47	1	48	36	12	38	79%
2009	6	All 8	48	1	49	38	11	32	65%
2008	6	All 8	48	0	48	33	15	38	79%
2007	6	All 8	47	0	47	31	16	29	62%
2006	6	All 8	50	0	50	26	24	34	68%
2005	6	All 9	53	0	53	33	20	34	64%
2004	6	All 9	53	1	54	35	19	30	56%
2003	6	All 9	53	0	53	32	21	34	64%
2002	6	All 9	54	1	55	30	25	30	55%
2001	6	All 8	48	0	48	30	18	32	67%
2000	6	All 8	46	0	46	23	23	31	67%
1999	6	All 8	46	1	47	28	19	30	64%
1998	6	All 8	43	2	45	31	14	24	53%
1997	6	All 8	48	3	51	24	27	33	65%
1996	7	All 9	61	0	61	37	24	30	49%
1995	6+	8 Cdn	55	0	55	35	20	26	47%
1994	6+	8 Cdn	49	0	49	27	22	27	55%
1993	7	8 Cdn	54	0	54	31	23	25	46%
1992	8	All 8	64	0	64	28	36	30	47%
1991	8	All 8	63	0	63	43	20	28	44%
1990	8	All 8	64	4	68	43	25	31	46%
1989	8	All 8	64	0	64	44	20	35	55%
1988	8	All 8	64	0	64	38	26	33	52%
1987	8	All 8	72	0	72	56	16	31	43%
1986	8	All 9	72	0	72	59	13	26	36%
1985	9	All 9	81	0	81	64	17	33	41%
1984	8	All 9	72	9	81	62	19	40	49%
1983	8	All 9	72	9	81	68	13	37	46%
1982	6	All 9	54	18	72	50	22	35	49%
1981	7	All 9	63	18	81	66	15	29	36%
1980	7	All 9	62	18	80	55	25	35	44%
1979	7	All 9	63	18	81	64	17	33	41%
1978	8	All 9	72	19	91	82	9	29	32%
1977	10	All 9	88	18	106	87	19	34	32%
1976	10	All 9	88	18	106	96	10	37	35%
1975	8	All 9	66	18	84	63	21	24	29%
1974	9	All 9	79	18	97	69	28	28	29%
1973	9	All 9	75	18	93	65	28	29	31%
1972	9	All 9	70	0	70	68	2	12	17%
1971	9	All 9	70	0	70	69	1	16	23%
1970	10	All 9	76	0	76	76	0	14	18%
1969	10	All 9	67	0	67	67	0	14	21%
1968	10	All 9	73	0	73	71	2	14	19%
1967	8	All 9	44	0	44	41	3	8	18%
1966	10	All 9	63	0	63	58	5	8	13%
1965	10	All 9	60	0	60	59	1	11	18%
1964	10	All 9	58	0	58	55	3	10	17%
1963	20	All 9	71	0	71	66	5	12	17%
1962	12	East,Cg	38	0	38	38		5	13%
1961	6	East,Cg	24	0	24	24		4	17%
1960	6	East,Cg	24	0	24	24		4	17%
1959	3	All 9	22	0	22	22		5	23%
1958	7	All 9	35	0	35	35		8	23%
1957	6	All 9	35	2	37	37		4	11%
1956	4	All 9	34	0	34	34		4	12%
1955	4	East	41	0	41	41		11	27%
1954	4	East	32	0	32	32		6	19%
1953	4	East	40	0	40	40		13	33%
1952	4	East	17	0	17	17		14	82%

DRAFT LEADERS	Pk#	Pos	GP
7 players tied			18
B.Hladik, D.Côté, G.McDonald			32
5 players tied			32
Nick Hallett, K.Exume			50
Marco Dubois	13	WR	66
Evan Johnson	9	OL	84
Brandon Revenberg	10	OL	102
Sukh Chung	107	OL	107
David Menard	32	DL	126
Mike Edem	3	DB	133
Jake Thomas	29	DL	168
Ted Laurent	Sup	DL	172
Kristian Matte	7	OL	166
Martin Bedard	14	OL	185
Rolly Lumbala	9	RB	188
Calvin McCarty	27	RB	211
Rick Foley	4	DE	193
Tim O'Neill	22	OL	158
Chad Rempel	4	WR	220
Paris Jackson	6	WR	194
Jason Clermont	4	WR	165
Randy Chevrier	5	LS	204
Brent Johnson	20	DE	185
Corey Grant	7	WR	187
Scott Flory	15	OL	241
Jeremy O'Day	Sup	OL	238
Bryan Chiu	18	OL	218
Gene Makowsky	23	OL	287
Jay McNeil	34	OL	223
Michael O'Shea	4	LB	271
Sean Fleming	6	P-K	268
Troy Westwood	48	P-K	293
Carl Coulter	26	OL	245
Leroy Blugh	9	DE	216
Mark McLoughlin	20	K	280
Leo Groenewegen	1	OL	288
Paul Osbaldiston	63	P-K	304
Dale Sanderson	36	OL	174
Terry Baker	65	P-K	278
Ray Elgaard	12	TE	220
Rod Connop	9	OL	276
Vic Stevenson	37	OL	258
Kevin Konar	5	LB	162
Marco Cyncar	TP	WR	190
Miles Gorrell	TP	OL	321
Bob Cameron	6	P	394
Lui Passaglia	5	P-K	408
Lloyd Fairbanks	TP	OL	257
Lawrie Skolrood	TP	TE	215
Dale Potter	15	LB	177
Larry Smith	1	RB	140
Bill Manchuk	6	LB	177
Don Warrington	31	SB	128
Dave Cutler	4	K	254
Mike Eben	1	WR	143
Dave Knechtel	27	DE	134
Bob Howes	24	OL	215
Jim Young	1	SB	197

DRAFT SUMMARY 1952 TO 2023:	Totals
Total Regular Draft Picks	4,121
Other Picks incl. Terr Ex.	235
Total Draft Picks (All)	4,356
- Drafted from Canadian Schools	3,380
- Drafted from US Schools	976
Draft Picks - Min. 1 CFL Gm - 1952-2022:	
- Total Players 1 GP+	1,936

DRAFT PICKS - 1996-2022:	Totals
- Total Players Drafted	1,529
- Players with Min. 1 CFL GP	1,024
- % of Total Players Drafted in CFL	67%



DRAFT PICKS BY SCHOOL SINCE 1952	No	Affil
Western	280	Cdn
Toronto	245	Cdn
Simon Fraser	217	Cdn
Queen's	210	Cdn
UBC	183	Cdn
Calgary	168	Cdn
Alberta	167	Cdn
McMaster	166	Cdn
McGill	146	Cdn
Manitoba	142	Cdn
Ottawa	136	Cdn
Saskatchewan	133	Cdn
Wilfrid Laurier	129	Cdn
Guelph	113	Cdn
Waterloo	101	Cdn
St. Mary's	94	Cdn
Bishop's	83	Cdn
Laval	79	Cdn
Carleton	78	Cdn
Concordia	70	Cdn
St. Francis Xavier	64	Cdn
Windsor	61	Cdn
Acadia	57	Cdn
York	57	Cdn
Regina	51	Cdn
Montréal	46	Cdn
Mount Allison	40	Cdn
Weber State	30	NCAA
North Dakota	27	NCAA
Boise State	22	NCAA
Eastern Michigan	20	NCAA
Washington State	20	NCAA
New Brunswick	19	Cdn
Loyola	19	NCAA
Sherbrooke	17	Cdn
Utah	16	NCAA

**HISTORICAL NOTES:**

1. The Canadian Draft was created by Eastern clubs on April 6, 1952. It was agreed that the last place team from the previous year would select first in each round of the Draft.
2. Territorial Exemption Era: 1973-1982 (actual 1st picks thus either #10 or #19 overall)
3. Territorial Exemptions 2019-20, 2022-23: Additional 2nd Round picks were awarded to the top two clubs in the Waiver Draft

**LEGEND:**

""Total" refers to players selected in each year's Draft.  
 ""Oth Picks" = Territorial Exemptions & Supplemental Drafts.  
 ""CFL" = Players appearing in at least one CFL game since being drafted.

2023 CFL Draft - May 2, 2023							
Rd	No	Tm	Via	Player	Pos	School / Team Affil	
1	1	OTT		BULL, Dontae	OL	Fresno State NCAA	
	2	EDM		BRODRIQUE, Michael	LB	Montréal U-Sp	
	3	SSK		KORTE-MOORE, Lake	DL	UBC U-Sp	
	4	CGY	HAM	TUCKER, Cole	WR	No Illinois NCAA	
	5	MTL		SUTHERLAND, Jonathan	LB	Penn State NCAA	
	6	HAM	CGY	BLACK, Dayton	OL	Saskatchewan U-Sp	
	7	MTL	BC	UGUAK, Lwal	DL	TCU NCAA	
	8	WPG		BENNETT, Anthony	DL	Regina U-Sp	
	9	BC	TOR	BEMIIY, Francis	DL	So Utah NCAA	
2	10	OTT		CORMIER, Lucas	DB	Mount Allison U-Sp	
	Edmonton forfeited in 2022 Supplemental Draft (J-Min Pelley)						
	11	SSK		FORD, Jaxon	DB	Regina U-Sp	
	12	OTT	HAM	PETER, James	LB	Ottawa U-Sp	
	13	MTL		DALLAIRE, David	FB	Laval U-Sp	
	Calgary forfeited in 2022 Supplemental Draft (T.J. Rayam)						
	14	BC		BAGAYOGO, Siriman	DB	Guelph U-Sp	
15	WPG		KELLY, Jake	DB	Bishop's U-Sp		
16	TOR		WAYNE, Jared	WR	Pittsburgh NCAA		
<b>Additional Territorial Picks (Awarded to Top 2 in Waiver Draft)</b>							
17	OTT		OLADEJO, Daniel	WR	Ottawa U-Sp		
18	EDM		TAYLOR, Jacob	LB	Alberta U-Sp		
3	19	OTT		JOHN, Aidan	DL	St. Mary's U-Sp	
	20	EDM		GROHOVAC, Phillip	OL	Western U-Sp	
	21	SSK		DEAN, Matt	LB	York U-Sp	
	22	CGY	HAM	BOAHEN, Kwadwo	DL	Alberta U-Sp	
	23	EDM	MTL	BURTON-KRAHN, Luke	LS	UBC U-Sp	
	24	CGY		BARNES, Clark	WR	Guelph U-Sp	
	25	OTT	BC	WHITE, Josh	LB	Regina U-Sp	
	26	WPG		MURPHY, Jeremy	WR	Concordia U-Sp	
	27	TOR		GUILLEMETTE, Adam	LS	Holy Cross NCAA	
4	28	EDM	OTT	CURTIS, Noah	DL	Keiser NAIA	
	29	HAM	EDM	BURKE JR., Patrick	DB	Wilfrid Laurier U-Sp	
	30	SSK		BERTRAND-HUDSON, Tom	RB	Delaware State NCAA	
	31	HAM		MARTIN, Reece	DL	Mount Allison U-Sp	
	32	MTL		GRANT, Theo	OL	Queen's U-Sp	
	33	CGY		MARCOUX, Alexandre	OL	McGill U-Sp	
	34	BC		JEAN-LOSCHER, Markcus	LB	St. Mary's U-Sp	
	35	WPG		SCHMEKEL, Tanner	DL	Regina U-Sp	
	36	TOR		NICHOLS, Spencer	FB	Western U-Sp	
5	37	OTT		PERRY, Daniel	WR	Saskatchewan U-Sp	
	38	EDM		BEAULIEU, Bertrand	RB	Montréal U-Sp	
	39	MTL	SSK	MASON, Jacob	FB	McMaster U-Sp	
	40	HAM		PANABAKER, Robert	DB	Western U-Sp	
	41	MTL		FERVIUS, Shedler	WR	St. Mary's U-Sp	
	42	CGY		LEDER, Ryan	DL	McMaster U-Sp	
	43	BC		RINGLAND, Charlie	DB	Saskatchewan U-Sp	
	44	WPG		KORNELSON, Collin	DL	Manitoba U-Sp	
	45	TOR		PARADIS, Edouard	OL	Houston Baptist NCAA	
6	46	OTT		SEGUIN, Quintin	DL	Charleston So NCAA	
	47	TOR	EDM	BURTON, Richard	WR	Queen's U-Sp	
	48	SSK		SOW, Sidy	OL	E Michigan NCAA	
	49	CGY	HAM	HOWARD, Sebastian	TE	St. Mary's U-Sp	
	50	EDM	MTL	MASTERSON, Spencer	OL	Guelph U-Sp	
	51	CGY		FAIR, Campbell	K	Ottawa U-Sp	
	52	BC		STATES-MCCLEAN, Jassin	DB	St. Mary's U-Sp	
	53	WPG		MACDOUGALL, Breton	DB	Windsor U-Sp	
	54	TOR		ONYEMENAM, Ife	LB	Wilfrid Laurier U-Sp	
7	55	OTT		FEDCHUN, Alexander	DL	St. F. Xavier U-Sp	
	56	EDM		LAGACE, Bruno	DB	Montréal U-Sp	
	57	SSK		FLOREN, Evan	OL	Queen's U-Sp	
	58	OTT	EDM	POLK, Amlicar	RB	Ottawa U-Sp	
	59	MTL		BROWN, Chase	RB	Illinois NCAA	
	60	SSK	CGY	THOMAS, Nick	LB	Manitoba U-Sp	
	61	BC		HINSPERGER, Jack	LB	Waterloo U-Sp	
	62	WPG		ROSERY, Jonathan	WR	Alberta U-Sp	
	63	TOR		MURPHY, Brendan	DB	Western U-Sp	
8	64	HAM	EDM	HYER, Josh	DL	Calgary U-Sp	
	65	EDM		BEST, Derek	RB	Western U-Sp	
	66	SSK		ROBINSON, Tavius	DL	Mississippi NCAA	
	67	HAM		MORIN, Caleb	WR	Saskatchewan U-Sp	
	68	MTL		LAVALLEE, Maxym	DB	Laval U-Sp	
	69	CGY		ROBERTSON, Lucas	FB	UBC U-Sp	
	70	BC		KOWAL, Troy	OL	Minot State NCAA	
	71	WPG		CHARBONNEAU, Max	LB	Ottawa U-Sp	
	72	TOR		VANDAL, Anthony	OL	Sherbrooke U-Sp	

2022 CFL Draft - May 3, 2022										CFL
Rd	No	Tm	Via	Player	Pos	School / Team	Affil	'22	GP	
1	1	MTL	EDM	RICHARDS, Tyrell	LB	Syracuse	NCAA	Y	7	
	2	OTT		PELEHOS, Zach	OL	Ottawa	U-Sp	Y	10	
	3	BC		CHERRY, Nathan	SL	Saskatchewan	NCAA	Y	17	
	4	EDM	MTL	MAKONZO, Enock	DB	Coast Carolina	NCAA	Y	16	
	5	CGY		PHILPOT, Jalen	WR	Calgary	U-Sp	Y	14	
	6	TOR		MACKELLOR, Gregor	OL	St. F. Xavier	U-Sp	Y	16	
	7	SSK		EMILUS, Samuel	WR	Lousiana Tech	NCAA	Y	15	
	8	EDM	HAM	FORD, Tre	QB	Waterloo	U-Sp	Y	10	
	9	MTL	WPG	PHILPOT, Tyson	WR	Calgary	U-Sp	Y	18	
	2	10	TOR	EDM	KNIGHT, Deionte	DL	Western	U-Sp	Y	4
	11	OTT		HOGAN-SAINDON, Cyrille	OL	Laval	U-Sp	Y	18	
	12	BC		ZERR, Noah	OL	Saskatchewan	U-Sp	Y	4	
	13	WPG	MTL	FORD, Tyrell	DB	Waterloo	U-Sp	Y	18	
	14	CGY		SCHAKEL, Josiah	DB	Alberta	U-Sp	Y	7	
	15	TOR		ADEBOBOYE, Daniel	RB	Bryant	NCAA	Y	18	
	16	SSK		FRY, Zack	OL	Western	U-Sp	---	---	
	17	HAM		FEDERICO, Anthony	DL	Queen's	U-Sp	Y	10	
	18	MTL	WPG	BROWN, Rodeem	OL	Alberta	U-Sp	---	---	
<b>Additional Territorial Picks (Awarded to Top 2 in Waiver Draft)</b>										
19	EDM		PLAMONDON, Jacob	DL	Calgary	U-Sp	Y	14		
20	OTT		LUKETA, Jesse	LB	Penn State	NCAA	---	---		
3	21	EDM		BIEN-AIME, Marc-David	OL	Fresno State	NCAA	---	---	
	22	OTT		BRUGGELING, Keaton	WR	Carleton	U-Sp	Y	8	
	23	BC		ARCHIBALD, Joshua	DL	McGill	U-Sp	Y	10	
	24	MTL		FORBES-MOMBLEAU, Vinc	WR	Laval	U-Sp	Y	4	
	25	CGY		ROYER, Demtri	DB	W Illinois	NCAA	Y	0	
	26	TOR		PENNEY-LARYEA, Enock	DL	McMaster	U-Sp	Y	15	
	27	SSK		ALATORRE MONTOYA, D	OL	UBC	U-Sp	Y	1	
	28	EDM	HAM	ADJEY, Peter	LS	Queen's	U-Sp	Y	18	
	29	BC	WPG	VARGA, Ryder	LB	Regina	U-Sp	---	---	
	4	30	EDM		COBB, Gavin	WR	Manitoba	U-Sp	Y	0
	31	OTT		VALENTE, Daniel	DB	Western	U-Sp	---	---	
32	BC		GREENE, Adrian	DB	St. Mary's	U-Sp	Y	9		
33	MTL		COPELAND, Tysen-Otis	DB	Montréal	U-Sp	---	---		
34	CGY		BUTLER, Jacob	OL	Queen's	U-Sp	---	---		
35	TOR		NOLL, Braydon	OL	Wilfrid Laurier	U-Sp	Y	1		
36	SSK		BRINGI, Tommy	LB	Wilfrid Laurier	U-Sp	Y	12		
37	HAM		SMITH, Kiondre	WR	Guelph	U-Sp	Y	18		
38	WPG		ADAMSON, Cole	DL	Manitoba	U-Sp	---	---		
5	39	EDM		APPOLON, Westly	LB	Tuskegee	NCAA	Y	1	
	40	OTT		APPOLON, Woodly	LB	Tuskegee	NCAA	---	---	
	41	BC		PICKETT, Riley	DL	Saskatchewan	U-Sp	Y	10	
	42	MTL		GIRAUD, Ryth-Jean	RB	Montréal	U-Sp	---	---	
	43	CGY		BRADEN, Joel	OL	Regina	U-Sp	---	---	
	44	TOR		KWAMOU, Daniel	LB	UBC	U-Sp	---	---	
	45	SSK		FLEURY, Tristan	DB	McGill	U-Sp	---	---	
	46	HAM		BEEKSMA, Jared	LB	Guelph	U-Sp	Y	6	
	47	WPG		CIGUINEAU, Chris	DB	Ottawa	U-Sp	---	---	
6	48	EDM		DOMINIQUE, Jeremie	DB	Charleston	NCAA	Y	15	
	49	OTT		OYESORO, Subomi	LB	Calgary	U-Sp	---	---	
	50	BC		EVILLARD, Frednick	WR	Ottawa	U-Sp	---	---	
	51	MTL		KOZUSHKA, Peter	OL	Alberta	U-Sp	---	---	
	52	CGY		TUCKER, Rasheed	RB	Queen's	U-Sp	---	---	
	53	TOR		SUTTON, Eric	DB	Texas State	NCAA	Y	9	
	54	SSK		DALKE, Jayden	DB	Alberta	U-Sp	Y	18	
	55	HAM		PIERRE, Kadeem	DB	Concordia	U-Sp	---	---	
	56	WPG		KAPELANSKI, Jeremy	DL	Guelph	U-Sp	---	---	
7	57	EDM		CIMANKINDA, Jean-Paul	RB	Ottawa	U-Sp	Y	2	
	58	OTT		ROSS, Connor	TE	St. F. Xavier	U-Sp	---	---	
	59	BC		METCHIE, John	WR	Alabama	NCAA	---	---	
	60	MTL		CHIHAT, Yanis	LB	Laval	U-Sp	---	---	
	61	CGY		ST-LOT, Shaquille	DB	Maine	U-Sp	---	---	
	62	TOR		ARSENEAU, Chase	TE	McMaster	U-Sp	---	---	
	63	SSK		HERZOG, Zach	DB	Hillsdale Coll	NCAA	---	---	
	64	HAM		GUAY, Nicolas	OL	Laval	U-Sp	---	---	
	65	WPG		LAVIGNE, Cedric	DB	Carleton	U-Sp	Y	2	
8	66	EDM		EDWARDS, Nate	LB	McMaster	U-Sp	---	---	
	67	OTT		PERRIER, Luca	RB	Laval	U-Sp	---	---	
	68	BC		WALLACE, Adam	DL	Ottawa	U-Sp	---	---	
	69	MTL		LINDLEY, Zach	LB	Western	U-Sp	Y	12	
	70	CGY		AMOAKO, Daniel	DB	York	U-Sp	Y	10	
	71	TOR		PEZZUTO, Michael	DE	Ottawa	U-Sp	---	---	
	72	SSK		BOERSMA, Riley	WR	Regina	U-Sp	---	---	
	73	HAM		CIRAULO-BROWN, Jaxon	DB	UBC	U-Sp	---	---	
	74	WPG		BURTENSHAW, Konner	FB	Queen's	U-Sp	Y	10	
Supp	EDM		PELLEY, J-Min	DL	Calgary Jrs.	Jr	Y	16		
Supp	CGY		RAYAM, T.J.	DL	Boston College	NCAA	Y	10		



2021 CFL Draft - May 4, 2021										CFL
Rd	No	Tm	Via	Player	Pos	School / Team	Affil	'22	GP	
1	1	HAM		BURT, Jake	TE	Boston College	NCAA	Y	10	
2	SSK			LOKOMBO, Nelson	DB	Saskatchewan	U-Sp	Y	12	
3	WPG			DOBSON, Liam	OL	Maine	NCAA	Y	16	
4	BC			JOSEPH, Daniel	DL	NC State	NCAA	---	---	
5	EDM			NELSON, Cole	DL	Alberta	U-Sp	Y	10	
6	OTT			STEVENS, DeShawn	LB	Maine	NCAA	Y	18	
7	TOR			NICASTRO, Peter	OL	Calgary	U-Sp	Y	11	
8	CGY			OGBONGEMIGA, Amen	LB	Oklahoma St	NCAA	---	---	
9	HAM			CROSS, Nick	LB	UBC	U-Sp	Y	17	
2	10	MTL		LESTAGE, Pierre-Olivier	OL	Montreal	U-Sp	Y	11	
11	CGY			BELL, Bryce	OL	Wilfrid Laurier	U-Sp	Y	31	
12	TOR			DOXTATER, Sage	OL	New Mexico St	NCAA	---	---	
13	OTT			ADDAE, Alonzo	DB	West Virginia	NCAA	Y	18	
14	EDM			MCDONALD, Grant	LB	Calgary	U-Sp	Y	32	
15	BC			JACKSON, Alaric	OL	Iowa Central	NCAA	---	---	
16	WPG			KRAMDI, Redha	DB	Montreal	U-Sp	Y	24	
17	SSK			JANA, Terrell	REC	Virginia	U-Sp	---	2	
18	HAM			LEONARD, Deane	DB	Mississippi	NCAA	---	---	
3	19	HAM		DIALLO, Mihamed	DL	Cent Michigan	NCAA	Y	16	
20	SSK			LABELLE, Bruno	TE	Cincinnati	NCAA	Y	15	
21	WPG			RENE, Patrice	DB	North Carolina	NCAA	Y	1	
22	BC			HLADIK, Bem	LB	UBC	U-Sp	Y	32	
23	EDM			GLOVER, Deonte	RB	Shepherd	NCAA	---	---	
24	OTT			BERGLOF, Connor	OL	Saskatchewan	U-Sp	---	---	
25	TOR			VILAIN, Luiji	DL	Michigan	NCAA	---	---	
26	CGY			MOORE, Charlie	LB	Calgary	U-Sp	Y	31	
27	MTL			FOURNIER, Chris	OL	Lehigh	NCAA	---	---	
4	28	MTL		DAVIS, Patrick	OL	Syracuse	NCAA	Y	18	
29	CGY			GRAHAM, Elliot	LB	UBC	U-Sp	Y	16	
30	TOR			NIELD, Tommy	WR	McMaster	U-Sp	Y	21	
31	OTT			JULIEN, Jake	K/P	E Michigan	NCAA	---	---	
32	EDM			JOHNSON, Dominic	WR	Buffalo	NCAA	---	---	
33	TOR			HOYTE, Trevor	LB	Carleton	U-Sp	Y	31	
34	WPG			LOWES, Robbie	LB	Regina	U-Sp	Y	2	
35	SSK			CIMANKINDA, Alain	DL	Guelph	U-Sp	Y	2	
36	HAM			RICHARDS, Jarek	LB	St. Mary's	U-Sp	Y	25	
5	37	HAM		GARAND-GAUTHIER, Felix	RB	Laval	U-Sp	Y	28	
38	SSK			BANDY, Logan	OL	Calgary	U-Sp	Y	17	
39	WPG			BORSA, Kyle	RB	Regina	U-Sp	---	---	
40	BC			GREEN, Alfred	DL	Wilfrid Laurier	U-Sp	---	4	
41	EDM			KOURTIS, Peter	OL	St. Mary's	U-Sp	---	---	
42	OTT			MARKGRAF, Keegan	LS	Utah	NCAA	---	---	
43	CGY			HUBBARD, Chuba	RB	Oklahoma St	NCAA	---	---	
44	CGY			HAKUNAVANHU, Luther	WR	York	U-Sp	Y	19	
45	MTL			CÔTÉ, David	K	Laval	U-Sp	Y	32	
6	46	MTL		MAKONZO, Ethan	LB	Montreal	U-Sp	Y	4	
47	TOR			HAGERTY, Joshua	DB	Saskatchewan	U-Sp	Y	28	
48	WPG			WEEKES, Shae	DB	Manitoba	U-Sp	---	---	
49	OTT			DERKS, Matthew	OL	Delaware State	NCAA	---	---	
50	EDM			CLARKE, Kenan	DB	Cornell	U-Sp	---	---	
51	BC			PACKER, Tyler	OL	Calgary	U-Sp	Y	2	
52	TOR			ST-JUSTE, Benjamin	DB	Minnesota	NCAA	---	---	
53	SSK			WATSON, Matt	DB	Mount Allison	U-Sp	---	---	
54	HAM			MANALO, Myles	LB	Western	U-Sp	Y	12	

2020 CFL Draft - April 30, 2020										CFL
Rd	No	Tm	Via	Player	Pos	School / Team	Affil	'22	GP	
1	1	BC	CGY	WILLIAMS, Jordan	LB	East Carolina	NCAA	Y	32	
2	TOR			BRISSETT, Dejon	WR	Virginia	NCAA	Y	29	
3	CGY	BC		ADEYEMI-BERGLUND, Isaa	DE	SE Louisiana	NCAA	Y	32	
4	EDM			KURDYLA-JACK, Tomas	OL	Buffalo	NCAA	Y	24	
5	HAM	MTL		WOODMANSEY, Coulter	OL	Guelph	U-Sp	Y	24	
6	OTT	CGY		AUCLAIR, Adam	DB	Laval	U-Sp	Y	24	
7	SSK			RILEY, Mattland	OL	Saskatchewan	U-Sp	Y	1	
8	HAM			BENNETT, Mason	DE	North Dakota	NCAA	Y	229	
9	TOR	WPG		CHURCHILL, Theren	OL	Regina	U-Sp	Y	21	
2	10	OTT		HOECHT, Michael	DL	Brown	NCAA	---	---	
11	TOR			CASSAR, Jack	LB	Carleton	U-Sp	Y	20	
12	CGY	BC		PINTO, Trivel	WR	UBC	U-Sp	---	---	
13	EDM			PAE, Alain	DL	Ottawa	U-Sp	Y	1	
14	MTL			DEQUOY, Marc-Antoine	DB	Montreal	U-Sp	Y	25	
15	BC	CGY		ROURKE, Nathan	QB	Ohio	NCAA	Y	23	
16	MTL	SSK		LAWSON, Cameron	DL	Queen's	U-Sp	Y	22	
17	HAM			FELTMATE, Bailey	LB	Acadia	U-Sp	Y	27	
18	WPG			HALLETT, Noah	DB	McMaster	U-Sp	Y	11	
<b>Additional Territorial Picks (Awarded to Top 2 in Waiver Draft)</b>										
19	OTT			BASAMBOMBO, Dan	LB	Laval	U-Sp	Y	23	
20	TOR			ACHEAMPONG, Samuel	DL	Wilfrid Laurier	U-Sp	Y	30	
3	21	CGY	OTT	JOHN, Rysen	WR	SFU	NCAA	---	---	
22	MTL	TOR		O'DONNELL, Carter	OL	Alberta	U-Sp	---	---	
23	BC			HAMMOND, Courtney	DL	W Oregon	NCAA	Y	4	
24	EDM			TYNE, Malik	LB	Towson U	NCAA	Y	16	
25	MTL			MARION, Benoit	DL	Montreal	U-Sp	Y	14	
26	CGY			ZAMORA, Jonathan	OL	St. F. Xavier	U-Sp	Y	11	
Saskatchewan forfeited in 2019 Supplemental Draft (J.Bennett)										
27	HAM			TERNOWSKI, Tyler	WR	Waterloo	U-Sp	Y	24	
28	TOR	WPG		GIFFEN, Dylan	OL	Western	U-Sp	Y	13	
4	29	OTT		SZOTT, Jakub	OL	McMaster	U-Sp	Y	14	
30	SSK	TOR		SCHAFFER-BAKER, Kian	WR	Guelph	U-Sp	Y	30	
31	CGY	BC		GRAY, Kurtis	LB	Waterloo	U-Sp	Y	3	
32	EDM			AKETEPE, Oludotun	DB	Guelph	U-Sp	---	---	
33	MTL			HARELIMANA, Brian	LB	Montreal	U-Sp	Y	26	
34	CGY			MIDDLEMOST, Tyson	WR	McMaster	U-Sp	Y	29	
35	SSK			ALLEN, A.J.	LB	Guelph	U-Sp	Y	12	
36	HAM			KATSANTONIS, Stavros	DB	UBC	U-Sp	Y	32	
37	WPG			O'LEARY-ORANGE, Brenda	WR	Nevada	NCAA	Y	15	
5	38	OTT		ABRAHAMS-WEBSTER, T	DB	Calgary	U-Sp	Y	13	
39	WPG	TOR		LIEGGHIO, Marc	K	Western	U-Sp	Y	32	
40	BC			GUEVREMONT, Matt	OL	Indiana (PA)	NCAA	---	---	
41	EDM			BROWN, Dante	K	Fort Hays St	NCAA	---	---	
42	TOR	MTL		PELLERIN, Dion	RB	Waterloo	U-Sp	Y	14	
43	BC	CGY		HASTINGS, Cordell	WR	Acadia	U-Sp	Y	7	
44	SSK			DETHIER, Vincent	DB	McGill	U-Sp	Y	1	
45	HAM			BENCZE, Joseph	OL	McMaster	U-Sp	Y	1	
46	WPG			DHEILLY, Nicholas	DL	Saskatchewan	U-Sp	Y	12	
6	47	OTT		COWAN, Brad	LB	Wilfrid Laurier	U-Sp	Y	23	
48	TOR			BAKER, Samuel	WR	Saskatchewan	U-Sp	---	---	
49	MTL	BC		BECKER, Andrew	OL	Regina	U-Sp	---	---	
50	EDM			GANGAROSSA, Chris	OL	Wagner	NCAA	Y	1	
51	MTL			HENRY, Jersey	LB	Concordia	U-Sp	---	---	
52	CGY			SEINET-SPAULDING, Andr	DL	McGill	U-Sp	Y	5	
53	SSK			FEMI-COLE, Jonathan	RB	Western	U-Sp	---	---	
54	HAM			VENTOSE, Jean	DB	UBC	U-Sp	---	---	
55	WPG			RODGER, Kyle	LB	Ottawa	U-Sp	---	---	
7	56	OTT		DAVIS, Reshaan	DE	Ottawa	U-Sp	Y	2	
57	EDM	TOR		SUMMACH, Nicholas	OL	Saskatchewan	U-Sp	---	---	
58	BC			JOHNSON, Kayden	OL	York	U-Sp	---	---	
59	EDM			SANDJONG, Rossini	DE	York	U-Sp	Y	5	
60	MTL			ALESSANDRINI, Vincent	SB	Concordia	U-Sp	---	---	
61	CGY			BURNHAM, Keiran	K	St. F. Xavier	U-Sp	---	---	
62	SSK			LAWSON, Jesse	OL	Carleton	U-Sp	---	---	
63	HAM			MOLSON, J.J.	K	UCLA	NCAA	---	---	
64	WPG			CADWALLADER, Tanner	LB	Wilfrid Laurier	U-Sp	Y	32	
8	65	OTT		ASSE, Ketel	OL	Laval	U-Sp	Y	5	
66	MTL			GOWANLOCK, Brock	DL	Manitoba	U-Sp	Y	10	
67	BC			JAMIESON, Damian	LB	York	U-Sp	---	---	
68	EDM			RAPER, Mitch	RB	Carleton	U-Sp	---	---	
69	MTL			KLASSEN, Colton	RB	Saskatchewan	U-Sp	---	---	
70	CGY			ASIBUO, Michael	DB	Concordia	U-Sp	---	---	
71	SSK			GALLIMORE, Neville	DL	Oklahoma	NCAA	---	---	
72	HAM			SCHNITZLER, Tom	DL	UBC	U-Sp	Y	7	
73	WPG			KAMBAMBA, Bleska	DB	Western	U-Sp	---	---	

**CANADIAN DRAFT · 2018 & 2019**

**ROUND-BY-ROUND RESULTS**

2019 CFL Draft - May 2, 2019										CFL	2018 CFL Draft - May 3, 2018										CFL	
Rd	No	Tm	Via	Player	Pos	School / Team	Affil	'22	GP		Rd	No	Tm	Via	Player	Pos	School / Team	Affil	'21	GP		
1	1	TOR		RICHARDS, Shane	OL	Oklahoma St	NCAA	Y	38		1	1	HAM	MTL	CHAPMAN, Mark	WR	Cent Michigan	NCAA		---		
				Montreal forfeited in 2018 Supplemental Draft (T.Johnstone)									2	MTL	HAM	RUTHERFORD, Trey	OL	Connecticut	NCAA		27	
	2	HAM		GIBBON, Jesse	OL	Waterloo	U-Sp	Y	49		3	BC			GODBER, Peter	OL	Rice	NCAA	Y	42		
	3	EDM		BETTS, Mathieu	DL	Laval	U-Sp	Y	37		4	OTT			KORTE, Mark	OL	Alberta	U-Sp	Y	65		
	4	WPG	BC	DESJARLAIS, Drew	OL	Windsor	U-Sp		32		5	SSK			SHEPLEY, Dakota	OL	UBC	U-Sp		18		
	5	WPG		KONGBO, Jonathan	DL	Tennessee	NCAA	Y	26		6	HAM	EDM		CIRACO, Darius	OL	Calgary	U-Sp	Y	62		
	6	SSK		MCINNIS, Justin	WR	Arkansas State	NCAA	Y	33		7	BC	WPG		LAURENT, Julian	DL	Georgia State	NCAA		8		
	7	OTT		FONTANA, Alex	OL	Kansas	NCAA	Y	25		8	CGY			SCEVIOUR, Ryan	OL	Calgary	U-Sp	Y	48		
	8	CGY		MAYALA, Hergy	WR	Connecticut	NCAA	Y	47		9	TOR			HUNTER, Ryan	OL	Bowling Green	NCAA	Y	5		
2	9	TOR		SMITH, Robbie	DL	Wilfrid Laurier	U-Sp	Y	45		2	EDM	3 Tm		ONYEKA, Godfrey	DB	Wilfrid Laurier	U-Sp	Y	38		
	10	HAM	MTL	KALINIC, Nikola	RB	York	U-Sp		30		11	HAM			BENNETT, Jackson	RB	Ottawa	U-Sp	Y	54		
	11	HAM		UNGERER, David	WR	Idaho	NCAA	Y	38		12	WPG	BC		SIMONISE, Rashaun	WR	Calgary	U-Sp	Y	57		
	12	EDM		SAXELID, Kyle	OL	UNLV	NCAA	Y	38		13	OTT			DUBOIS, Marco	WR	Laval	U-Sp	Y	66		
	13	MTL	BC	JULIEN-GRANT, Kaion	WR	St. F Xavier	NCAA	Y	40		14	SSK			TEITZ, Micah	LB	Calgary	U-Sp	Y	40		
	14	WPG		OLIVEIRA, Brady	RB	North Dakota	NCAA	Y	33		15	HAM	EDM		WADE, Brett	DL	Calgary	U-Sp		20		
	15	SSK		LENIUS, Brayden	WR	New Mexico	NCAA	Y	32		16	BC	WPG		MACKIE, David	RB	Western	U-Sp	Y	56		
	16	MTL	OTT	ANDERSON, Nate	DL	Missouri	NCAA		8		17	CGY			MEZZALIRA, Eric	LB	McMaster	U-Sp		22		
	17	CGY		DESJARDINS, Vincent	DL	Laval	U-Sp	Y	24		18	TOR			KWEMO, Nelkas	LB	Queen's	U-Sp		28		
<b>Additional Territorial Picks (Awarded to Top 2 in Waiver Draft)</b>																						
18	TOR			BOATENG, Matthew	DB	Fresno State	NCAA	Y	25													
19	MTL			THOMASSIN, Samuel	OL	Laval	U-Sp		2													
3	20	TOR		O'CONNOR, Michael	QB	UBC	U-Sp	Y	32		3	19	MTL		BANNER, Bo	DL	C Washington	NCAA		34		
	21	MTL		WILKINSON, Zach	OL	No Colorado	NCAA		2		20	TOR	ED/HI		CIBASU, Regis	WR	Montreal	U-Sp	Y	46		
	22	HAM		IRONS, Maleek	WR	Ohio	NCAA	Y	29		21	BC			KNEVEL, David	OL	Nebraska	NCAA	Y	33		
	23	TOR	EDM	GITTENS JR., Kurliegh	WR	Wilfrid Laurier	U-Sp	Y	44		22	OTT			PICKETT, Andrew	OL	Guelph	U-Sp	Y	14		
	24	HAM	BC	LAWLEY, Sheridan	DL	UBC	U-Sp		---		23	MTL	SSK		POULIN, Jean-Gabriel	LB	Western	U-Sp		26		
	25	WPG		GRIFFITHS, Connor	DL	UBC	U-Sp		---		24	EDM			BEAULIEU, Jordan	DB	Western	U-Sp	Y	45		
	26	BC	SSK	ROBINSON, Noah	LB	Missouri	NCAA		17		WPG forfeited in 2017 Supplemental Draft (D.Wolitarsky)											
	27	OTT		POLAN, Gabriel	RB	Sherbrooke	U-Sp		---		25	CGY			METCHIE, Royce	DB	Guelph	U-Sp	Y	48		
	28	CGY		WILLIAMS, Zack	OL	Manitoba	U-Sp	Y	34		26	WPG	TOR		PETERMANN, Daniel	WR	McMaster	U-Sp	Y	64		
4	29	TOR		SIMBA, Maurice	OL	Concordia	U-Sp		1		4	27	MTL		BAKKER, K.C.	OL	Carleton	U-Sp		---		
	30	MTL		OSEI-KUSI, Chris	WR	Queens	U-Sp		22		28	CGY	HAM		BROWN, David	OL	Western	U-Sp	Y	33		
	31	CGY	HAM	SOPIK, Fraser	LB	Western	U-Sp	Y	44		29	OTT	BC		ONYEKA, Kene	DL	Carleton	U-Sp	Y	36		
	32	EDM		CENDER, Peter	FB	Grand Valley St	NCAA		4		30	OTT			COTE, Mickael	LB	Concordia	U-Sp		15		
	33	BC		JOHNSON, Hakim	DB	Western	U-Sp		38		31	HAM	MT/S		DAVIS, Marcus	WR	UBC	U-Sp		1		
	34	WPG		ELI, Tavita	OL	Hawai'i	NCAA		19		32	EDM			GREEN, Tanner	RB	Concordia	U-Sp	Y	47		
	35	SSK		JANKE, Jacob	LB	York	U-Sp		---		33	WPG			GENDRON-DUMOUCHEL, A	OL	Montreal	U-Sp		---		
	36	OTT		GRANT, Thomas	DL	Acadia	U-Sp		---		34	MTL	HM/C		GUZYLAK-MESSAM, Ivan	DB	Wilfrid Laurier	U-Sp	Y	57		
	37	CGY		GUTHRIE, Jaylan	OL	Guelph	U-Sp	Y	3		35	TOR			GINGRAS-GAGNON, S	RB	Laval	U-Sp		23		
5	38	TOR		HARRY, Jamie	DB	Ottawa	U-Sp	Y	22		5	36	SSK	MTL	BRETON, Mathieu	DL	Bishop's	U-Sp		---		
	39	MTL		SANELLI, Michael	DT	Concordia	U-Sp		3		37	HAM	ED/HI		BUREN, Justin	WR	SFU	NCAA		4		
	40	EDM	HAM	ROSS, Shai	WR	Manitoba	U-Sp	Y	29		38	MTL	BC		STONE, Ryder	RB	Dartmouth	NCAA		21		
	41	EDM		MACHIBRODA, Evan	DL	Saskatchewan	U-Sp		---		39	CGY	OTT		LAWRENCE, Justin	OL	Alberta	U-Sp	Y	49		
	42	BC		HARKE, Jonathan	OL	Alberta	U-Sp		---		SSK forfeited in 2017 Supplemental Draft (B.Bartlett)											
	43	WPG		RICHARDS, Malik	WR	Mount Allison	U-Sp		---		40	EDM			KRAHN, Curtis	OL	Calgary	U-Sp		---		
	44	SSK		DABIRE, Charbel	DL	Wagner College	NCAA	Y	37		41	WPG			PIERRE, Tyrone	WR	Laval	U-Sp		---		
	45	OTT		LEWIS, Wesley	WR	Houston Baptist	NCAA	Y	15		42	CGY			MAXWELL, Dagogo	DB	UBC	U-Sp		6		
	46	CGY		LEE, Malcom	DB	UBC	U-Sp	Y	12		43	TOR			HARRINGTON, Sean	LB	Michigan St	NCAA		28		
6	47	TOR		SPAZIANI, Joe	LS	Virginia	NCAA		7		6	44	HAM	MTL	MOORE, Mike	LB	Queen's	U-Sp		---		
	48	MTL		ANTWI, Jeshrun	RB	Calgary	U-Sp	Y	32		45	SSK	HAM		BUAMA-MATUFA, Tresor	DL	St. Mary's	U-Sp		---		
	49	BC	HAM	NWOYE, Charles	DE	UBC	U-Sp		---		46	MTL	BC		KOZACHUK, Paul	LB	Toronto	U-Sp		39		
	50	EDM		HUTTER, Scott	DB	Wilfrid Laurier	U-Sp	Y	33		OTT forfeited in 2017 Supplemental Draft (A.Reuland)											
	51	BC		VILLAMIZAR, Mario	FB	Wilfrid Laurier	U-Sp	Y	40		47	BC	SSK		HENRY, Rashari	DL	Wilfrid Laurier	U-Sp		---		
	52	WPG		LACHANCE, Tariq	DL	Manitoba	U-Sp		---		48	EDM			TAYLOR, Alex	RB	Western	U-Sp		15		
	53	SSK		ROY, Vincent	OL	Sherbrooke	U-Sp		---		49	WPG			OUELLET DE CARLO, Matt	OL	Bishop's	U-Sp		---		
	54	OTT		LARSEN, Chris	DL	Manitoba	U-Sp		---		50	CGY			SIMON, Atlee	RB	Regina	U-Sp		---		
	55	CGY		STATZ, Nicholas	DB	Calgary	U-Sp	Y	23		51	MTL	TOR		MOISAN, Etienne	WR	Laval	U-Sp		12		
7	56	TOR		ILOKI, Phil	WR	Carleton	U-Sp		---		7	52	MTL		MBAYE, Khadim	LB	Ottawa	U-Sp		10		
	57	MTL		WHITING, Benjamin	LB	Saskatchewan	U-Sp		---		53	EDM	HAM		MCMMASTER, Harry	WR	Western	U-Sp		12		
	58	HAM		DUFAULT, Derek	DL	Manitoba	U-Sp		---		54	BC			WATSON, William	WR	UBC	U-Sp		---		
	59	EDM		KARL, Hunter	WR	Calgary	U-Sp		4		55	OTT			HOWELL, Justin	DB	Carleton	U-Sp	Y	45		
	60	BC		LYONS, Brad	DL	SFU	NCAA		---		56	MTL	HAM		NKETIAH, Richmond	WR	Waterloo	U-Sp		---		
	61	WPG		HALLETT, Nick	DB	Toronto	U-Sp	Y	50		57	EDM			BAGNELL, Gabriel	DL	Acadia	U-Sp		---		
	62	TOR	SSK	STARCZALA, Eric	OL	Guelph	U-Sp		---		58	WPG			FIRLOTTE, Jacob	DB	Queen's	U-Sp	Y	1		
	63	OTT		ABBOTT, Samson	DL	Manitoba	U-Sp		---		59	CGY			FERRARO, Gabriel	K	Guelph	U-Sp		5		
	64	CGY		REINHART, Job	LB	Guelph	U-Sp		---		60	TOR			LOISELLE, Mathieu	LB	Wagner Coll	NCAA		1		
8	65	HAM	TOR	CAMPBELL, Malcolm	DL	Toronto	U-Sp		---		8	61	MTL		IDOWU, Lekan	DB	Windsor	U-Sp		2		
	66	MTL		CRANSTON, Cody	DB	Ottawa	U-Sp		---		62	HAM			VAN PELT, Joel	DL	Calgary	U-Sp		---		
	67	HAM		WHYTE, Gordon	LB	St. F Xavier	U-Sp	Y	32		63	SSK	BC		SMITH, Christopher	OL	York	U-Sp		---		
	68	EDM		BLAKE, Eric	DB	McMaster	U-Sp		8		64	OTT			CZAJA, Jacob	OL	St. F Xavier	U-Sp		---		
	69	BC		LYLES, Jamel	RB	Manitoba	U-Sp	Y	13		65	EDM	SSK		ZERR, Blair	RB	Humboldt St	NCAA		---		
	70	WPG		EXUME, Kerfala	DB	Montreal	U-Sp	Y	50		66	HAM	EDM		PARISOTTO, Nicholas	DB	Guelph	U-Sp		8		
	71	SSK		JUDGE, Christopher	DL	Cal-Poly	NCAA		---		67	WPG			KOCZWARA, Ben	OL	Waterloo	U-Sp		---		
	72	OTT		LEBREUX, Clement	DL	Laval	U-Sp		1		68	CGY			ROWE, Boston	LB	Calgary	U-Sp		---		
	73	CGY		HUNCHAK, Colton																		

**CFL DRAFT**

**1ST ROUND SELECTIONS: 1995 to 2017**

No	Tm	2017	Pos	School
1	WPG	EKAKITIE, Faith	DL	Iowa
2	SSK	JUDGE, Cameron	DB	UCLA
3	BC	VANDERVOORT, Dan	WR	McMaster
4	HAM	MCGOUGH, Connor	DL	Calgary
5	EDM	BEHAR, Nate	WR	Carleton
6	CGY	COLLING, Randy	DL	Gannon
7	BC	LUKE, Junior	DL	Montreal
8	WPG	GRAY, Geoff	OL	Manitoba
9	OTT	JOHNSON, Evan	OL	Saskatchewan

No	Tm	2014	Pos	School
1	CGY	LAVERTU, Pierre	OL	Laval
2	WPG	GOOSSEN, Matthias	OL	Simon Fraser
3	TOR	COOMBS, Anthony	RB	Manitoba
4	OTT	PRUENAU, Antoine	DB	Montreal
5	MTL	FOUCAULT, David	OL	Montreal
6	EDM	BAILEY, Devon	WR	St. Francis X.
7	CGY	SMITH, Quinn	DL	Concordia
8	HAM	LANDRY, Beau	LB	Western
9	HAM	GILL, Evan	DL	Manitoba

No	Tm	2011	Pos	School
1	WPG	MUAMBA, Henoc	LB	St. F Xavier
2	EDM	MITCHELL, Scott	OL	Rice
3	CGY	PARKER, Anthony	WR	Calgary
4	WPG	ETIENNE, Jade	WR	Saskatchewan
5	EDM	COEHOORN, Nathan	WR	Calgary
6	BC	IANNUZZI, Marco	WR	Harvard
7	TOR	HOLMES, Tyler	OL	Tulsa
8	MTL	MCKNIGHT, Brody	K	Montana

No	Tm	2008	Pos	School
1	HAM	BARKER, Dylan	DB	Saskatchewan
2	CGY	TSOUMPAS, Dimitri	OL	Weber State
3	CGY	NEWMAN, Jesse	OL	La-Lafayette
4	SSK	SHOLOGAN, Keith	DL	C Florida
5	BC	SORENSEN, Justin	OL	So Carolina
6	WPG	LABATTE, Brendon	OL	Regina
7	MTL	EMRY, Shea	LB	UBC
8	HAM	GIGUERE, Samuel	WR	Sherbrooke

No	Tm	2005	Pos	School
1	CGY	ROBEDE, Miguel	DE	Laval
2	OTT	YEOW, Cam	LB	Akron
3	SSK	O'MEARA, Matt	OL	McMaster
4	SSK	BEST, Chris	OL	Duke
5	MTL	PROULX, Matthieu	DB	Laval
6	HAM	LUMSDEN, Jesse	RB	McMaster
7	SSK	HOFFART, Nathan	SB	Saskatchewan
8	BC	BWENGE, Alexis	RB	Kentucky
9	TOR	KACZUR, Nick	OL	Toledo

No	Tm	2002	Pos	School
1	OTT	GAUTHIER, Alex	OL	Laval
2	OTT	VILMEK, Mike	RB	SFU
3	TOR	ANNETT, Cory	OL	E Michigan
4	BC	CLERMONT, Jason	SB	Regina
5	MTL	DORVELUS, Patrick	DB	Hofstra
6	BC	CHENG, Paul	DL	SFU
7	HAM	MACDONALD, John	DL	McGill
8	CGY	OOSTERHUIS, Jon	DE	New Hampshire
9	CGY	NUGENT, Brian	WR	York

No	Tm	1999	Pos	School
1	BC	MEIER, Robert	DE	Washington St
2	TOR	DELAPERALLE, Dave	OL	Kentucky
3	BC	LOTYSZ, Greg	OL	No Dakota
4	EDM	BOLLERS, Trevor	FB	Iowa
5	MTL	GIRARD, Sylvain	WR	Concordia
6	MTL	SANCHEZ, Davis	DB	Oregon
7	HAM	GRANT, Corey	WR	Wilfrid Laurier
8	CGY	SINGH, Bobby	OL	Portland St

No	Tm	1996	Pos	School
1	EDM	BLAIR, Donnavan	SB	Calgary
2	TOR	WILTSHIRE, Kelly	CB	J Madison
3	SSK	SUTHERLAND, Mike	OL	No Illinois
4	WPG	HENRY, Andrew	DB	C.W. Post
5	HAM	RING, Justin	LB	SFU
6	BC	PIMISKERN, Mark	LB	Washington St
7	EDM	ARRINDELL, Duane	OL	No Illinois
8	CGY	DUCLAIR, Farell	LB	Concordia
9	MTL	MONTANA, Denis	WR	Concordia

No	Tm	2016	Pos	School
1	SSK	ST. JOHN, Josiah	OL	Oklahoma
2	MTL	GAGNON, Philippe	OL	Laval
3	HAM	REVENBERG, Brandon	OL	Grand Valley St
4	TOR	JONES, Brian	WR	Acadia
5	BC	VAILLANCOURT, C	OL	Laval
6	CGY	SINGLETON, Alex	LB	Montana State
7	OTT	LAUZON-SEGUIN, J	OL	Laval
8	EDM	SMITH, Tevaun	WR	Iowa
9	WPG	Forfeit (2015 Supp Draft, G.Waggoner)		

No	Tm	2013	Pos	School
1	HAM	GAYDOSCH, Linden	DL	Calgary
2	WPG	MULUMBA, Andy	DE	Eastern Mich
3	MTL	EDEM, Mike	LB	Calgary
4	SSK	WATMAN, Corey	OL	Eastern Mich
5	MTL	LUMBALA, Steven	RB	Calgary
6	BC	STEWART, Hunter	OL	Liberty (Va.)
7	CAL	CRAIGHEAD, Brander	OL	UTEP
8	TOR	SEWELL, Matthew	OL	McMaster

No	Tm	2010	Pos	School
1	SSK	WILLIAMS, Shomari	LB	Queen's
2	TOR	EPPELE, Joe	OT	Washington St
3	TOR	GREENWOOD, Cory	LB	Concordia
4	BC	WATKINS, Danny	OT	Baylor
5	CGY	MAVER, Rob	K/P	Guelph
6	EDM	BULCKE, Brian	DL	Stanford
7	MTL	MATTE, Kristian	OL	Concordia
8	HAM	Forfeit #5 (2009 Supp Draft, Zac Carlson)		

No	Tm	2007	Pos	School
1	HAM	BAUMAN, Chris	WR	Regina
2	EDM	KEAN, Warren	K	Concordia
3	CGY	GYETVAI, Mike	OL	Michigan State
4	HAM	BEKASIAK, J.P.	DL	Toledo
5	CGY	PHILLIPS, Justin	LB	Wilfrid Laurier
6	CGY	ARTHUR, Jabari	WR	Akron
7	MTL	YALOWSKY, Richard	OL	Calgary
8	BC	NICOLSON, Adam	WR	Ottawa

No	Tm	2004	Pos	School
1	HAM	SMITH, Wayne	OL	Appalachian St
2	OTT	KHAN, Obby	OL	SFU
3	OTT	AZZI, David	WR	Ottawa
4	TOR	MOROZ, Mark	OL	Wake Forest
5	BC	ATOGWE, O.J.	DB	Stanford
6	SSK	AUGUSTIN, Ducarmel	FB	Villanova
7	TOR	TREMBLAY, Jean-F	WR	Laval
8	MTL	KASHAMA, Alain	DL	Michigan
9	EDM	SANGHERA, Amar	OL	UBC

No	Tm	2001	Pos	School
1	SSK	SCHULTZ, Scott	DL	No Dakota
2	BC	WILLIAMS, Ian	LB	Memphis
3	BC	GREEN, Lyle	RB	Toledo
4	TOR	REID, Angus	OL	SFU
5	EDM	CHEVRIER, Randy	DT	McGill
6	CGY	PETERSON, Kamau	WR	N Hampshire
7	MTL	FRETZ, Luke	OL	E Washington
8	BC	THORSEN, Leif	OL	Montana
9	CGY	NUGENT, Brian	WR	York

No	Tm	1998	Pos	School
1	HAM	FLEISZER, Tim	DL	Harvard
2	TOR	MILLER-JOHNSTON, D	P/K	Concordia
3	BC	HARDIN, Steve	T	Oregon
4	CGY	PILON, Marc	LB	Syracuse
5	EDM	GIRARD, Philippe	DB	Mt Allison
6	MTL	CAHOON, Ben	WR	BYU
7	SSK	GALICK, Curtis	DB	UBC
8	TOR	Forfeit #8 (1997 Supp Draft, A.Kirwan)		

No	Tm	1995	Pos	School
1	HAM	NUTTEN, Tom	OL	W Michigan
2	OTT	REID, Stefan	LB	Boise State
3	TOR	MONTREUIL, Mark	DB	Concordia
4	SSK	ALEXANDER, Troy	LB	E Washington
5	EDM	EL MASHTOUB, H	C	Arizona
6	WPG	GRAHAM, Sean	RB	UBC
7	CGY	REID, Kevin	WR	Guelph
8	BC	HATFIELD, Mark	OL	Bishop's

No	Tm	2015	Pos	School
1	OTT	MATEAS, Alex	OL	Connecticut
2	WPG	CHUNGH, Sukh	OL	Calgary
3	TOR	MCEWEN, Sean	OL	Calgary
4	MTL	ACKIE, Chris	DB	Wilfrid Laurier
5	BC	MRABURE, Ese	DL	Wilfrid Laurier
6	SSK	DEMSKI, Nic	WR	Manitoba
7	EDM	GROULX, Danny	OL	Laval
8	MTL	RUBY, Jacob	OL	Richmond
9	CGY	LAVOIE, Karl	OL	Laval

No	Tm	2012	Pos	School
1	SSK	HEENAN, Ben	OL	Saskatchewan
2	BC	WESTERMAN, Jabar	DL	E. Michigan
3	WPG	PENCER, Tyson	OL	Washington St
4	EDM	PASZTOR, Austin	OL	Virginia
5	CGY	PALL, Ameet	DL	Wofford
6	EDM	CHAMBERS, Shamawd	WR	Wilfrid Laurier
7	BC	FABIEN, Kirby	OL	Calgary
8	WPG	Forfeit (2011 Supplemental Draft)		

No	Tm	2009	Pos	School
1	HAM	ROTTIER, Simeon	OL	Alberta
2	TOR	LEGARE, Etienne	DL	Laval
3	BC	LEE, Jamall	RB	Bishop's
4	BC	YURICHUK, James	LB	Bishop's
5	BC	CARTER, Matt	WR	Acadia
6	HAM	BROWN, Darcy	WR	St. Mary's
7	MTL	STEENBERGEN, Dylan	OL	Calgary
8	CGY	FRASER, Eric	DB	Cen Michigan

No	Tm	2006	Pos	School
1	EDM	BRAIDWOOD, Adam	DE	Washington St
2	BC	POTTINGER, Jason	LB	McMaster
3	SSK	FANTUZ, Andy	WR	W Ontario
4	BC	FOLEY, Ricky	LB	York
5	TOR	FEDERKEIL, Daniel	DL	Calgary
6	BC	VALLI, Dean	OL	SFU
7	MTL	DESLAURIERS, Eric	WR	E Michigan
8	HAM	GAGNE-MARCOUX, C	OL	Central Florida

No	Tm	2003	Pos	School
1	CGY	MORLEY, Steven	OL	St. Mary's
2	CGY	MCGRATH, Joe	OL	Miami
3	HAM	RADLEIN, Julian	RB	UBC
4	EDM	CASSEUS, Emmanuel	LB	Michigan
5	CGY	LYSACK, Wes	DB	Manitoba
6	BC	JACKSON, Paris	WR	Utah
7	CGY	CALIXTE, Marc	LB	Tenn-Martin
8	EDM	SPENCER, Randy	DL	Weber State
9	MTL	NOEL, Andrew	WR	Acadia

No	Tm	2000	Pos	School
1	SSK	ST. JAMES, Tyson	LB	UBC
2	WPG	MCFIELD, Daaron	DL	UBC
3	EDM	BAKKER, Tim	OL	W Ontario
4	TOR	CARTER, Donnavan	DB	No Illinois
5	CGY	TOUNKARA, Ibrahim	SB	Ottawa
6	BC	BELLI, Adriano	DE	Houston
7	CGY	REGIMBALD, Scott	TE	Houston
8	CGY	Forfeit #7 (1999 Supp Draft, Wayne Blair)		

No	Tm	1997	Pos	School
1	TOR	FOLK, Chad	OL	Utah
2	SSK	FAIRBROTHER, Ben	OL	Calgary
3	EDM	FRANKLIN, Ian	CB	Weber State
4	HAM	PRINSEN, Tim	OG	No Dakota
5	CGY	BROWN, Doug	DL	SFU
6	MTL	CHARBONNEAU, S	DL	N Hampshire
7	CGY	CLEMETT, Jason	LB	SFU
8	EDM	FARRAWAY, Mark	DL	St. F Xavier

No	Tm	1994 Bonus *	Pos	School
1	HAM	ST. GERMAIN, Val	OL	McGill
2	SSK	BURNS, Chris	OT	Portland State
3	CGY	DANIELSEN, Vince	SB	UBC
4	WPG	CAREY, Ryan	DB	Acadia
5	OTT	BAILEY, Tony	DE	St. Mary's

1995 picks #1-8 and 1994 picks #1-4 were an initial "Bonus Round" awarded to clubs complying with what was called the "Competitive Expenditure Cap".

No	Tm	1994 Rd 1 *	Pos	School
6	BC	SHAW, Trevor	WR	Weber State
7	OTT	MURPHY, Rod	LB	Idaho State
8	CGY	KALIN, John	DB	Calgary
9	BC	PTASEK, Stefan	WR	Wilfrid Laurier
10	SSK	QUIVIGER, Matthew	OT	McGill
11	CGY	PHILION, Ed	DL	Ferris State
12	WPG	BERGER, Mitch	P/K	Colorado
13	EDM	WESSLING, Rob	OT	Guelph

No	Tm	1991	Pos	School
1	HAM	MAZZOLI, Nick	WR	Simon Fraser
2	SSK	FARTHING, Dan	SB	Saskatchewan
3	EDM	MURPHY, Dan	DB	Acadia
4	BC	HULL, Bart	FB	Boise State
5	SSK	VAJDA, Paul	OG	Concordia
6	CAL	FORDE, Duane	RB	W Ontario
7	OTT	MACNEIL, Brett	OT	Boston
8	BC	BEATON, Bruce	DE	Acadia

No	Tm	1988	Pos	School
1	OTT	LEE, Orville	RB	Simon Fraser
2	SSK	FAIRHOLM, Jeff	WR	Arizona
3	WPG	WICKLUM, Dan	LB	Guelph
4	CAL	GEORGANOS, Poly	OT	Bishop's
5	WPG	HANSON, Ryan	RB	Slippery Rock
6	SSK	GIFTOPOULOS, Pete	LB	Penn State
7	BC	MARTINO, Tony	P	Kent State
8	EDM	FORDE, Brian	LB	Washington St

No	Tm	1985	Pos	School
1	OTT	BENJAMIN, Nick	OL	Concordia
2	CAL	AMBROSIE, Randy	OL	Manitoba
3	BC	ULMER, John	DE	North Dakota
4	MTL	JOHNSON, Tony	TB	Henderson St
5	EDM	EMSKY, Peter	OL	Washington St
6	WPG	LANGDON, Pat	TE	Tennessee
7	BC	RYAN, Rick	DB	Weber State
8	HAM	TOMMY, Jed	RB	Guelph
9	WPG	MOLLE, Bob	DE	Simon Fraser

No	Tm	1983 TE/Rd #1	Pos	School
TE	BC	MILLS, Jim	OT	Hawaii
TE	CAL	VAVRA, Greg	QB	Calgary
TE	EDM	DERMOTT, Blake	OL	Alberta
TE	HAM	PENDERGAST, Jim	TE	Queen's
TE	OTT	CATTELAN, Roger	OT	Boston College
TE	OTT	HUDSON, Mike	TE	Guelph
TE	SSK	REDL, Scott	DE	Saskatchewan
TE	TOR	PRUENSTER, Kelvin	OT	Cal-Poly Pom
TE	WPG	OLIVER, Scott	LB	Moorhead St

1	CAL	DOBROVOLNY, Jerry	OT	UBC
2	OTT	HARRISON, Steve	LB	UBC
3	SSK	EMERY, Mike	LB	UBC
4	EDM	VAN DEN BOS, Pete	OG	UBC
5	BC	CHAPDELAINE, J	WR	Simon Fraser
6	CAL	BYRNE, Chris	RB	W Ontario
7	WPG	RILEY, Jason	DE	UBC
8	BC	BUIS, Jamie	OT	Simon Fraser
9	EDM	LAWSON, Tony	DE	McGill

No	Tm	1993	Pos	School
1	BC	BURKE, Patrick	DB	Fresno College
2	SSK	ELBERG, Brad	RB	Queen's
3	OTT	YATKOWSKI, Paul	DT	Tennessee
4	EDM	O'SHEA, Michael	LB	Guelph
5	WPG	WETMORE, Alan	LB	Acadia
6	CAL	PEARCE, Mark	DL	Cape Breton
	TOR	Forfeit #2 (re 1992 Salary Cap)		
	HAM	Forfeit #6 (re 1992 Salary Cap)		

No	Tm	1990	Pos	School
1	EDM	MILLINGTON, Sean	RB	Simon Fraser
2	BC	BECKLES, Ian	G-T	Indiana
3	SSK	SCRIVENER, Glen	DL	William Jewell
4	TOR	CLIMIE, Jock	WR	Queen's
5	CAL	SAPUNJIS, David	SB	W Ontario
6	EDM	CHRISTIE, Steve	P/K	William & Mary
7	HAM	DENNIS, Mark	LB	Cen Michigan
8	SSK	MCARTHUR, Dane	SB	Hawaii

No	Tm	1987	Pos	School
1	OTT	GROENEWEGEN, Leo	OL	UBC
2	EDM	MARSHALL, Blake	FB	W Ontario
3	EDM	STORME, Todd	OL	Utah State
4	BC	VISCO, Tony	DL	Purdue
5	CAL	ROMANO, Rocco	OL	Concordia
6	WPG	MCCONNELL, Andrew	DL	St. F Xavier
7	BC	CLARKSON, Larry	OL	Montana
8	MTL	SALO, Matthew	OL	Bishop's
9	HAM	GERMAIN, Joe	WR	Simon Fraser

No	Tm	1984 Rd #1	Pos	School
1	BC	BALKOVEC, Frank	LB	Toronto
2	MTL	SINCLAIR, Ian	C	Miami - Florida
3	WPG	WILLIAMS, Trevor	DB	York
4	OTT	MARTIN, Maurice	DB	Toronto
5	CAL	MCKEOWN, Sean	DL	W Ontario
6	EDM	ROBINSON, Mike	LB	Utah State
7	EDM	SKINNER, Chris	RB	Bishop's
8	EDM	MANDARICH, John	OT	Kent State
9	SSK	REID, Robert	RB	Simon Fraser

No	Tm	1982 TE/Rd #1	Pos	School
TE	BC	GUEVIN, Dennis	OT	Simon Fraser
TE	BC	ROPER, Gerald	OG	Arizona
TE	CAL	MOORE, Ken	TE	Hawaii
TE	CAL	PETERSON, Greg	DB	Brigham Young
TE	CAL	MOLLE, Kevin	OL	Fresno State
TE	EDM	BOLZON, Nereo	LB	Alberta
TE	EDM	ESHENKO, Peter	WR	Alberta
TE	EDM	MARSHALL, Greg	FB	W Ontario
TE	HAM	YLI-RENKO, Kari	OT	Cincinnati
TE	MTL	TOUSIGNANT, Luc	QB	Fairmont St

TE	OTT	SEALE, Mark	DT	Richmond
TE	OTT	DALLIDAY, Kevin	OG/D	Carleton
TE	OTT	ST. POULTON, Ron	DB	McGill
TE	SSK	MOLNAR, Brent	OL	Minot State
TE	TOR	TOWNSEND, Geoff	RB	Boston College
TE	TOR	DELCOL, Stephen	DT	Simon Fraser
TE	WPG	JONES, Milson	RB	North Dakota
TE	WPG	MIKAWOS, Stan	DT	North Dakota
1	TOR	KIRKLEY, Mike	RB	W Ontario
2	TOR	HOLMES, Greg	WR	Carroll College
3	CAL	EVANS, Neil	RB	Toronto
4	SSK	SOPER, Trent	DB	E Oregon
5	BC	GLIER, Bernie	DB	UBC
6	TOR	ANTUNOVIC, Tony	OT	Simon Fraser
7	TOR	SCHULTZ, Chris	DT	Arizona
8	BC	CIOCHETTI, Troy	WR	Alberta
9	EDM	CONNOP, Rod	OT	Wilfrid Laurier

No	Tm	1992	Pos	School
1	CAL	COVERNTON, Bruce	OT	Weber State
2	SSK	SCOTT, Matthew	LB	Virginia Tech
3	OTT	CHRONOPOULOS, D	OG	Purdue
4	BC	KING, Lorne	RB	Toronto
5	BC	FURDYK, Todd	OL	Rocky Mtn Coll
6	EDM	FLEMING, Sean	K/P	Wyoming
7	CAL	WILLIAMS, Tyrone	WR	W Ontario
8	EDM	MORRIS, Chris	OL	Toronto

No	Tm	1989	Pos	School
1	OTT	WILCOX, Gerald	TE	Weber State
2	SSK	SMELLIE, Kevin	RB	Massachusetts
3	SSK	THOMAS, Andrew	DB	Massachusetts
4	SSK	WRIGHT, Donovan	DB	Slippery Rock
5	EDM	SOLES, Michael	RB	McGill
6	BC	MCCRREADY, Derek	DE	Ohio State
7	EDM	BLUGH, Leroy	LB	Bishop's
8	WPG	O'BRIEN, John	LB	York

No	Tm	1986	Pos	School
1	CAL	WARNOCK, Kent	DE	Calgary
2	SSK	MAYES, Rueben	RB	Washington St
3	TOR	KOCH, Marcus	DE	Boise State
4	OTT	SCHAD, Michael	OT	Queen's
5	MTL	FINLAY, Matt	LB	E Michigan
6	EDM	COFLIN, John	OL	Simon Fraser
7	WPG	BELWAY, Brian	DL	Calgary
8	HAM	WATSON, Jeff	OT	St. Mary's
9	BC	NASTASIUK, Paul	RB	Wilfrid Laurier

No	Tm	1984 Terr Ex	Pos	School
TE	BC	DESLAURIERS, Lurt	DB	UBC
TE	CAL	PALUMBO, Mike	OL	Washington St
TE	EDM	BOLSTAD, Gordon	WR	Alberta
TE	HAM	SCHOLZ, Ralph	DT	Cornell
TE	OTT	BOURGEAU, Michel	DT	Boise State
TE	OTT	DE SILVA, Jim	C	Carleton
TE	SSK	ANDERSON, Mike	G	San Diego St
TE	TOR	HINDS, Sterling	RB	Washington
TE	WPG	ETHIER, Mike	WR	So Dakota St

No	Tm	1981 TE	Pos	School
TE	BC	SMITH, Rob	OG	Utah State
TE	BC	KLASSEN, Rick	OG	Simon Fraser
TE	CAL	FOURNIER, Randy	DT	Cincinnati
TE	CAL	MACARTHUR, Scott	DE	Calgary
TE	CAL	BEATON, Shawn	DL	Boise State
TE	CAL	BESLER, Randy	OG	NE Missouri
TE	EDM	KEHOE, Sean	RB	Alberta
TE	EDM	BORGER, Joshua	WR	Calgary
TE	HAM	HOWARD, Bill	OC	W Ontario
TE	MTL	LACELLE, Mark	RB	McGill

TE	OTT	PARK, John	TE	Bowling Green
TE	OTT	BECKSTEAD, Ian	TE	Richmond
TE	SSK	LAROUCOUE, Eugene	DT	Utah
TE	TOR	CARINCI, Jan	WR	Maryland
TE	TOR	FERRONE, Dan	OG	Simon Fraser
TE	TOR	PICKETT, Bernie	RB	Wilfrid Laurier
TE	TOR	BRONK, Bob	RB	Queen's
TE	WPG	KURAS, Perry	OG	North Dakota

No	Tm	1981 Rd #1	Pos	School
1	CAL	KOSEC, Fank	LB	Waterloo
2	TOR	TRIFAU, Tom	OT	Calgary
3	OTT	DOYLE, Maurice	RB	Toronto
4	MTL	WALBY, Chris	DT	Dickinson St
5	BC	MARTIN, Nelson	WR	Seneca
6	CAL	WOLFRAM, Mike	TE	Alberta
7	TOR	BRAY, Tom	DT	Bishop's
8	TOR	ENGLESON, Ronald	DT	Simon Fraser
9	EDM	LOGAN, Rob	DE	Waterloo

**NOTE:**  
 From 1973 to 1984, clubs were permitted to protect players based on their territory and they were exempt from the Draft. From 1973 to 1982, clubs were allowed two exemptions, in 1983-84 that decreased to one. These exemptions could be traded.

**CFL DRAFT**

**1ST ROUND SELECTIONS: 1974 to 1980**

No	Tm	1980	Pos	School
TE	BC	INNES, Derek	LB	Simon Fraser
TE	BC	PANKRATZ, John	WR	Simon Fraser
TE	CAL	NELSON, Mark	LB	East Central
TE	CAL	THRELFALL, Elwood	LB	Utah State
TE	CAL	KEARNS, Steve	TE	Liberty Baptist
TE	EDM	TOTH, Pat	CB	Alberta
TE	EDM	GETTY, Dale	DB	Weber State
TE	HAM	ROSS, Don	WR	Acadia
TE	HAM	WARD, Ian	DT	W Ontario
TE	MTL	SCOTT, Doug	DT	Boise State
TE	MTL	GAIR, Bruce	WR	Bishop's
TE	MTL	KIST, Tim	DE	Manitoba
TE	OTT	COOK, Gary	SB	Carleton
TE	OTT	COOK, Glenn	CB	Richmond
TE	SSK	WALL, Gene	RB	Saskatchewan
TE	SSK	MANZ, Jim	RB	Saskatchewan
TE	TOR	JONES, Phil	DB	Simon Fraser
TE	WPG	SEIDEL, George	OT	Manitoba
1	TOR	BARROW, Greg	OL	Florida
2	SSK	HIROSE, Jack	DB	UBC
3	WPG	CIANCONE, Ken	LB	Utah State
4	SSK	FLETCHER, Bob	P	NE Missouri
5	BC	KONAR, Kevin	LB	UBC
6	OTT	MCBRIDE, Pat	C	No Dakota St
7	CAL	PARIS, Sheldon	QB	Kansas State
8	MTL	HAWKO, Joe	QB	Toronto
9	EDM	FRANCIS, Ross	DE	Queen's

No	Tm	1979	Pos	School
TE	BC	HEBELER, Nick	DT	Simon Fraser
TE	BC	MOREHOUSE, Ron	LB	San Diego St
TE	CAL	KREBS, Tom	G	Utah
TE	CAL	BATTERSHILL, Doug	DB	Weber State
TE	CAL	FORBES, Rob	FB	Drake
TE	EDM	CYNCAR, Marco	DB	Alberta
TE	EDM	O'CONNOR, Kerry	RB	Alberta
TE	HAM	PRIESTNER, John	LB	W Ontario
TE	HAM	REID, Jim	RB	Wilfrid Laurier
TE	MTL	ARAKGI, Nick	TE	Bishop's
TE	MTL	COLWELL, Phil	RB	Wilfrid Laurier
TE	OTT	INGLIS, Malcolm	OT	Carleton
TE	OTT	STOQUA, Pat	DB	Carleton
TE	SSK	JOHNS, Al	DT	Pacific
TE	SSK	HOOK, Tim	OG	Montana
TE	TOR	MCTAGUE, Mike	WR	North Dakota
TE	WPG	CHERNOFF, Rick	TE	Manitoba
TE	WPG	YAWORSKY, Bill	DE	Manitoba
1	TOR	POWELL, Kevin	OT	Utah State
2	SSK	CHORNEY, Al	DB	UBC
3	BC	HOUGHTON, Mark	RB	California State
4	SSK	HORNETT, Gerry	OT	Simon Fraser
5	WPG	HOUSE, Rick	RB	Simon Fraser
6	OTT	CARTIERI, Carman	LB	Montana
7	CAL	MOIR, Darrell	WR	Calgary
8	CAL	BURKO, Daryl	LB	Saskatchewan
9	EDM	BROWN, Daniel	TE	Calgary

No	Tm	1978	Pos	School
TE	BC	BLAKE, John	G	San Jose State
TE	BC	LUKE, Phil	DE	Simon Fraser
TE	CAL	GORRELL, Miles	DT	Ottawa
TE	CAL	LUBIG, Robert	G	Montana State
TE	EDM	POPLAWSKI, Joe	WR	Alberta
TE	EDM	WILLOX, Dave	DE	Alberta
TE	HAM	DIPIETRO, Rocky	RB	Ottawa
TE	HAM	HOLLAND, Bruce	DT	Wilfrid Laurier
TE	HAM	KOGLER, Ted	LB	Waterloo
TE	MTL	DESCHAMPS, Rene	DT	Calgary
TE	MTL	LABBETT, Craig	TE	W Ontario
TE	OTT	BAKKER, Dick	T	Queen's
TE	OTT	WALKER, Bruce	WR	Windsor
TE	SSK	BESLER, Rodney	T	Utah
TE	SSK	REDL, Doug	G	Saskatchewan
TE	WPG	EZERINS, Leo	TE	Whitworth
TE	WPG	MORRISON, Bernie	LB	Manitoba
TE	WPG	ALLAN, Tim	G	Toronto
1	CAL	KIRZINGER, Dave	DT	Ottawa
2	HAM	O'DOHERTY, Bob	WR	Queen's
3	BC	GOLTZ, Rick	DT	Simon Fraser
4	WPG	EZELINS, Evan	TE	UBC
5	TOR	BROWN, Mark	RB	Guelph
6	MTL	QUILTER, Neil	OT	UBC
7	OTT	TAYLOR, Dan	RB	Iowa Central
8	EDM	DUNDAS, Rick	LB	Whitworth
9	MTL	NOBLE, Phil	LB	W Ontario
Sup	CAL	PEARSON, Paul	WR	UBC

No	Tm	1977	Pos	School
TE	BC	BLAIN, John	OT	San Jose State
TE	CAL	HARRISON, Lawrence	G	Calgary
TE	CAL	LEATHEM, Larry	WR	Calgary
TE	CAL	MALINOSKY, John	OT	Michigan State
TE	EDM	LYSZKIEWICZ, Leon	DT	Alberta
TE	EDM	SALLOUM, Dave	OT	Alberta
TE	HAM	KINCH, John	RB	Youngstown
TE	HAM	BOVAIR, Daniel	DB	Wilfrid Laurier
TE	OTT	MURPHY, Mike	RB	Ottawa
TE	OTT	MCGEE, Doug	G	Richmond
TE	OTT	FOURNIER, Dan	WR	Princeton
TE	OTT	MCLAUGHLIN, Brian	OT	Simon Fraser
TE	SSK	HUBICK, Lorne	RB	Eastern Illinois
TE	SSK	YOUNG, Preston	DB	Simon Fraser
TE	TOR	BENNETT, Paul	DB	Wilfrid Laurier
TE	TOR	BRAGAGNOLO, Mark	RB	Toronto
TE	WPG	ROSOLOWICH, Gary	DB	Boise State
TE	WPG	WOZNESENSKY, Lyall	DE	Simon Fraser
1	OTT	RILEY, Mike	DT	Dalhousie
2	TOR	SOWIETA, Rick	LB	Richmond
3	SSK	NEILSON, Emil	DB	Simon Fraser
4	WPG	HONEY, Ray	OT	Drake
5	MTL	THOMSON, Craig	LB	Ottawa
6	EDM	CAMERON, Bob	QB	Acadia
7	EDM	CHAD, Tom	DB	Saskatchewan
8	HAM	MARTINI, John	LB	Toronto
9	OTT	DEFAZIO, Kirk	DB	Waterloo

No	Tm	1976	Pos	School
TE	BC	NORTON, Bill	DT	Weber State
TE	BC	JACKSON, Glen	LB	Simon Fraser
TE	BC	DAVIES, Mitch	E	Calgary
TE	EDM	FRYER, Brian	WR	Alberta
TE	EDM	BAUER, Walter	TE	Drake
TE	HAM	HARRISON, Bill	RB	Ottawa
TE	HAM	KELLEY, John	DB	Guelph
TE	MTL	THIBEAULT, Yvon	T	McGill
TE	MTL	WARD, Rodney	LB	Bishop's
TE	OTT	AVERY, Jeff	WR	Ottawa
TE	OTT	PALAZETI, John	RB	Richmond
TE	SSK	CHERKAS, Ron	DT	Utah
TE	SSK	O'HARA, Brian	RB	Whitworth
TE	TOR	LUMSDEN, Neil	RB	Ottawa
TE	TOR	TELFER, Steve	TE	St. Mary's
TE	TOR	WASILENKO, Vic	DB	UBC
TE	WPG	MILIAN, Ted	G	Manitoba
TE	WPG	KOSWIN, Rick	WR	Manitoba
1	EDM	BERRYMAN, Tim	LB	Ottawa
2	BC	GRAHAM, Randy	DB	Simon Fraser
3	EDM	MOFFAT, Al	DT	Ottawa
4	OTT	GELLEY, Steve	DB	Simon Fraser
5	BC	PASSAGLIA, Lui	K	Simon Fraser
6	OTT	HATANAKA, Bill	WR	York
7	SSK	PICKETT, Tim	DB	Waterloo
8	EDM	KUDABA, Tom	G	Simon Fraser
9	EDM	MACPHERSON, Ian	DE	Ottawa

No	Tm	1975	Pos	School
TE	BC	HOULIHAN, Barry	RB	Simon Fraser
TE	BC	MCDONALD, Mark	WR	Washington St
TE	CAL	CARLSON, Doug	DB	Colorado
TE	CAL	FAIRBANKS, Lloyd	G	Brigham Young
TE	EDM	LAVORATO, Pete	DB	Utah State
TE	EDM	TOWNS, Tom	LB	Alberta
TE	HAM	BASTAJA, Nick	G	Simon Fraser
TE	HAM	SANTUCCI, Angelo	RB	Saint Mary's
TE	MTL	DATTILIO, Gerry	QB	No Colorado
TE	MTL	GELINAS, Peter	DT	Iowa State
TE	OTT	STENERSON, Peter	QB	Carleton
TE	OTT	TURCOTTE, Jeff	DT	Colorado
TE	SSK	MOE, Ron	LB	Saskatchewan
TE	SSK	REMMEN, Larry	RB	Saskatchewan
TE	TOR	GILSON, Paul	DT	Guelph
TE	TOR	MAIRS, Neil	RB	Otterbein
TE	WPG	BARCLAY, Mel	DE	Manitoba
TE	WPG	MCIVER, Doug	DT	Manitoba
1	WPG	SCULLY, Steve	T	Syracuse
2	TOR	CHARUK, Allan	WR	Acadia
3	HAM	KUNYK, Gerald	QB	Alberta
4	WPG	BOWMAN, Don	DB	W Ontario
5	HAM	SULLIVAN, Sean	RB	Simon Fraser
6	HAM	KASPRZYK, Krys	DT	Wooster
7	OTT	ALLEMANG, Marvin	LB	Acadia
8	WPG	RUOFF, Bernie	K	Syracuse
9	MTL	SIMMONS, Bill	DB	New Brunswick

No	Tm	1974 TE	Pos	School
TE	BC	BAILEY, Terry	RB	Simon Fraser
TE	BC	SHERBINA, Lorne	DT	Idaho
TE	CAL	ANDERSON, Murray	C	Calgary
TE	CAL	YEOMANS, Gordon	RB	Washington St
TE	EDM	FENNELL, Dave	DT	North Dakota
TE	EDM	STEVENSON, Bill	DT	Drake
TE	HAM	GREAVES, Ted	WB	Ithaca
TE	HAM	MUELLER, Gary	LB	Wilfrid Laurier
TE	MTL	CHOWN, Gary	LB	Bishop's

No	Tm	1974 TE	Pos	School
TE	MTL	KNOWLTON, Gord	RB	Jacksonville St
TE	OTT	ARNOLD, Perry	DB	W Ontario
TE	OTT	CRAIG, Darryl	T	North Carolina
TE	SSK	MCEACHERN, Ken	DB	Weber State
TE	SSK	SKOLROOD, Laurie	T	North Dakota
TE	TOR	UTECK, Larry	DB	Wilfrid Laurier
TE	TOR	ZUBKEWYCH, Morris	DT	Simon Fraser
TE	WPG	PATERSON, Gord	RB	Manitoba
TE	WPG	PERRIN, Glen	RB	Bemidji State

No	Tm	1974 Rd #1	Pos	School
1	TOR	HALSALL, Randy	T	Wake Forest
2	HAM	CLARK, Ken	WR	Saint Mary's
3	CAL	JANSSEN, Henry	TE	W Ontario
4	BC	HORNES, Bob	DB	Idaho State
5	TOR	SIMPSON, Larry	TE	Wilfrid Laurier
6	SSK	MCLEOD, Vic	E	W Ontario
7	CAL	MACDONALD, Fraser	LB	St. Mary's
8	OTT	HADDEN, Dave	HB	Queen's
9	OTT	RUSHTON, Bob	LB	Otterbein

No	Tm	1973 TE	Pos	School
TE	BC	GROZDANICH, Harold	G	Boise State
TE	BC	CLARKSON, Ross	WR	Simon Fraser
TE	BC	ALLEN, Robbie	T	Bishop's
TE	CAL	FORZANI, Tom	WR	Utah State
TE	CAL	LAMOUREUX, Blaine	LB	Washington St
TE	EDM	WOROBEK, Joe	T	Drake
TE	EDM	ADAM, Gary	DT	Alberta
TE	EDM	MCKAY, Rick	LB	No Dakota St
TE	HAM	MILOSEVIC, George	E	Cornell

No	Tm	1973 TE	Pos	School
TE	HAM	MACORITTI, Bob	K	Wooster
TE	MTL	BONNETT, Pat	T	Idaho State
TE	OTT	SMITH, Donn	T	Purdue
TE	SSK	BOLYCH, Terry	LB	Weber State
TE	SSK	MCLEOD, Andy	LB	Alberta
TE	TOR	CLARE, Louis	RB	Minnesota
TE	TOR	MULLER, Peter	TE	Western Illinois
TE	WPG	ALBERTSON, Roy	T	Simon Fraser
TE	WPG	DUCHARME, Wayne	RB	Bowling Green

No	Tm	1973 Rd #1	Pos	School
1	BC	SOPATYK, Brian	G	Boise State
2	TOR	FINLAY, Barry	QB	McMaster
3	CAL	LOGAN, Mike	QB	E Michigan
4	MTL	LEFEBVRE, Pierre	DB	St. Mary's
5	MTL	SCHWARTZBERG, Jacob	K	Alberta
6	BC	WILLIS, Slade	WR	Drake
7	EDM	MCGILLIS, Dave	HB	Calgary
8	SSK	EDGSON, Art	DB	Idaho State
9	EDM	ALLISON, Wayne	QB	Waterloo Luth

No	Tm	1972	Pos	School
1	MTL	SMITH, Larry	RB	Bishop's
2	EDM	LAMBROSE, Mike	LB	Queen's
3	BC	SZAPKA, Steve	G	Simon Fraser
4	HAM	WALKER, Tom	FB	Waterloo Luth
5	MTL	PALIOTTI, Peter	WR	Loyola
6	HAM	HARRIS, John	T	York
7	HAM	O'SHAUGNESSY, Mike	DE	McMaster
8	TOR	CHEVERS, Rick	LB	Waterloo
9	CAL	MOULTON, Don	DB	Calgary

No	Tm	1971	Pos	School
1	SSK	DONNELLY, Brian	DB	Simon Fraser
2	OTT	ECCLES, Bob	LB	Carleton
3	BC	MCCORD, Archie	T	Simon Fraser
4	EDM	SMITH, Mel	E	Alberta
5	WPG	RIBBINS, Peter	DB	Ottawa
6	SSK	MANCHUK, Bill	DB	Alberta
7	WPG	KRAEMER, Bob	QB	Manitoba
8	EDM	INNES, Cam	C	Queen's
9	WPG	GAUTHIER, John	T	Ottawa

No	Tm	1970	Pos	School
1	CAL	HOLM, Wayne	QB	Simon Fraser
2	HAM	FAHRNER, Dave	FB	W Ontario
3	EDM	TIMUSK, Evald	T	Waterloo Luth
4	BC	MCMANUS, John	E	Alberta
5	HAM	BENNETT, Jim	T	Toronto
6	CAL	JAMIESON, Barry	DT	Waterloo Luth
7	WPG	LAROSE, Bob	DE	W Ontario
8	SSK	SCHMIDT, Bob	T	Alberta
9	OTT	SHARP, Mike	HB	Carleton

No	Tm	1969	Pos	School
1	WPG	STRONG, Doug	HB	Waterloo Luth
2	WPG	MCLAREN, Rob	LB	Simon Fraser
3	SSK	EAMON, Skip	HB	Queen's
4	EDM	CUTLER, Dave	LB-K	Simon Fraser
5	HAM	KRAWCZYK, John	DB	McMaster
6	SSK	SQUIRES, Alex	DE	Toronto
7	BC	WARKENTIN, Ted	E	Simon Fraser
8	CAL	GILBERT, Brent	T	Waterloo
9	OTT	FOLEY, Jim	QB	St. Dunstan's

No	Tm	1968	Pos	School
1	BC	EBEN, Mike	FL	Toronto
2	OTT	BRULE, Paul	HB	St. F Xavier
3	WPG	GUINDON, Pierre	T	Ottawa
4	EDM	PLANKE, Larry	FL	Queen's
5	TOR	LIEBROCK, Chuck	G	St. Mary's
6	OTT	BURGESS, Darryl	LB	St. Mary's
7	OTT	WAKELIN, Ron	G	Toronto
8	SSK	GILBERT, Pete	C	Alberta
9	OTT	COOPER, Don	C-LB	Bishop's

No	Tm	1967	Pos	School
1	TOR	BARRETT, Lawrence	HB	UBC
2	BC	KOHLER, Dick	E-K	Manitoba
3	HAM	SCANLON, Al	HB	Ottawa
4	HAM	ELLIOTT, Laird	C	Toronto
5	EDM	CAMPBELL, Robert	HB	Alberta
6	HAM	KELLAM, Jim	T	Toronto
7	WPG	MOLSTAD, Ed	E	Alberta
8	OTT	MCQUEEN, Greg	HB	Waterloo
9	WPG	HOWARD, Bob	E	McMaster

No	Tm	1966	Pos	School
1	EDM	TUREK, Ed	HB	Waterloo Luth
2	TOR	NICHOLSON, Ross	T	W Ontario
3	CAL	WILLIAMS, Mike	HB	Loyola
4	SSK	SIMONSEN, Vern	E	Alberta
5	MTL	GREENWOOD, Jim	T	Queen's
6	OTT	MARKLE, Glen	DB	Toronto
7	WPG	FEASBY, Tom	HB	Manitoba
8	CAL	JAMES, Fred	T	Alberta
9	HAM	OSTAPCHUK, Steve	HB	McMaster

No	Tm	1965	Pos	School
1	TOR	YOUNG, Jim	HB	Queen's
2	WPG	DESJARDINS, Paul	T	Ottawa
3	HAM	NIELSEN, Ken	HB	Alberta
4	HAM	BUCKNAM, Doug	E	Toronto
5	HAM	APPS, Bob	HB	McMaster
6	OTT	BENTLEY, Brian	C	Mt Allison
7	CAL	CONACHER, Brian	HB	W Ontario
8	HAM	BEYNON, Tom	T	Queen's
9	BC	NORRIE, Bayne	HB	Queen's

No	Tm	1964	Pos	School
1	EDM	MITCHELSON, Barry	E	W Ontario
2	TOR	WATTERS, Bill	FB	Toronto
3	WPG	COWIN, Jack	T	W Ontario
4	MTL	IRWIN, Al	E	McMaster
5	CAL	HOLLETT, Mike	E	Toronto
6	OTT	MARTIN, Peter	FB	W Ontario
7	CAL	EDWARDS, Bill	HB	Queen's
8	HAM	DESJARDINS, Paul	C	Ottawa
9	BC	ALDRIDGE, Dick	HB	Waterloo

No	Tm	1963	Pos	School
1	TOR	WYDARENY, John	HB	W Ontario
2	HAM	RYSDALE, Ken	QB	W Ontario
3	EDM	HOWLETT, Pete	FB	Loyola
4	OTT	BLACK, Rick	HB	Mt Allison
5	OTT	QUINN, Peter	HB	Queen's
6	OTT	MIKLAS, Bill	G	Queen's
7	SSK	HOGAN, James	T	McGill
8	CAL	SHATZKO, Roy	G	UBC
9	WPG	MONTEITH, Ian	FB	McGill

No	Tm	1962	Pos	School
1	CAL	SCOTT, Harvey	LB-G	W Ontario
2	TOR	STRICKLER, Gary	LB	Queen's
3	CAL	BOYD, Doug	FB	Toronto
4	OTT	WOOD, Chuck	G	McGill
5	HAM	COOPER, Brian	HB	Toronto

No	Tm	1961	Pos	School
1	TOR	WOOD, Casey	T	Toronto
2	CAL	HARDING, Glenn	C	Toronto
3	HAM	WARE, John	C	Queen's
4	TOR	WICKLUM, Mike	HB	Queen's
5	OTT	BURROUGHS, Paul	HB	Toronto

No	Tm	1960	Pos	School
1	TOR	MITCHELL, Bill	T	W Ontario
2	MTL	POLIZIANI, Meco	FB	W Ontario
3	MTL	CONACHER JR., Lionel	FB	W Ontario
4	OTT	CHISHOLM, Steve	HB	Toronto
5	HAM	COSENTINO, Frank	QB	W Ontario

No	Tm	1959	Pos	School
1	TOR	STACEY, Lorrey	DE	Toronto
2	HAM	REID, Tim	HB	Toronto
3	MTL	MILLER, Bob	HB	W Ontario
4	OTT	THOMPSON, Jocko	K-HB	Queen's
5	HAM	BATES, David	T	McMaster
6	SSK	MACKENZIE, Doug	HB	W Ontario
7	EDM	PORTER, Julian	T	Toronto
8	HAM	AITCHISON, Bob	C-G	McMaster
9	WPG	BRODIE, Duncan	HB	Toronto

No	Tm	1958	Pos	School
1	SSK	SIGURDSON, Len	T	McGill
2	TOR	FEDOR, Paul	E	Queen's
3	BC	BRITTON, Bill	HB	W Ontario
4	MTL	MURPHY, Ron	E	McGill
5	CAL	CASANOVA, Willie	HB	W Ontario
6	OTT	JACKSON, Russ	HB	McMaster
7	WPG	SANDZELIUS, John	HB	McGill
8	HAM	CRONIN, John	HB	McGill
9	EDM	TATTLE, John	HB	Toronto

1960 to 1962 Drafts: Eastern clubs & Calgary only.

No	Tm	1957	Pos	School
1	BC	HUGHES, Jim	T	Queen's
2	BC	SKRZYPEK, Ed	QB	Toronto
3	OTT	RADCHUK, Russ	G	Queen's
4	BC	RAWLYK, George	C-G	McMaster
5	HAM	LARSEN, John	T	McGill
6	WPG	ARMSTRONG, Murdy	HB	McGill
7	CAL	WILLIAMS, Norm	HB	Toronto
8	CAL	MARTINI, Santo	T	Toronto
9	EDM	MCINTYRE, David	C-G	Toronto

No	Tm	1956	Pos	School
1	OTT	BRUCE, Lou	E	Queen's
2	CAL	MUNTZ, Phil	FB	Toronto
3	HAM	CHEESEMAN, Don	FB	Toronto
4	BC	KOCMAN, Al	HB	Queen's
5	TOR	SMALE, Fred	E	Toronto
6	WPG	BODRUG, John	G	Toronto
7	SSK	DREW, Doug	C-G	W Ontario
8	MTL	COLLINS, Ted	G	W Ontario
9	EDM	WAUGH, Bobby	G	Toronto

No	Tm	1955 IRFU (Rd 1-2)	Pos	School
1	OTT	FRACAS, Gino	HB	W Ontario
2	TOR	MACKLIN, Alex	T	Toronto
3	HAM	GETTY, Don	QB	W Ontario
4	MTL	DARRAGH, Ernie	HB	McMaster
5	OTT	PINKNEY, Bob	HB	Toronto
6	TOR	KIMOFF, Bob	FB	Toronto
7	HAM	PROWSE, Don	E	W Ontario
8	MTL	QUINN, Lionel	FB	McGill



## 2022 FINAL STANDINGS & SCORES

EAST DIVISION								WEST DIVISION									
	G	W	L	T	Pct	Pts	PF	PA		G	W	L	T	Pct	Pts	PF	PA
1 Toronto	18	11	7	0	.611	22	443	425	1 Winnipeg	18	15	3	0	.833	30	538	370
2 Montréal	18	9	9	0	.500	18	476	466	2 BC	18	12	6	0	.667	24	525	405
3 Hamilton	18	8	10	0	.444	16	421	473	3 Calgary	18	12	6	0	.667	24	562	397
4 Ottawa	18	4	14	0	.222	8	380	475	4 Saskatchewan	18	6	12	0	.333	12	387	476
									5 Edmonton	18	4	14	0	.222	8	354	599



Record When . . .	AT HOME: (37-44)							ON THE ROAD: (44-37)							vs		By	In	Leading After:			Trailing After:		
	W	L	T	Pct	PF	PA	W	L	T	Pct	PF	PA	East	West	Q1	Q2			Q3	Q1	Q2	Q3		
BC	6	3	0	.667	289	186	6	3	0	.667	236	219	4-2	8-4	3-1	1-0	9-1	9-0	11-0	2-5	3-5	1-6		
Calgary	5	4	0	.556	280	222	7	2	0	.778	282	175	5-1	7-5	3-4	1-1	5-3	7-3	9-3	2-3	5-2	3-3		
Edmonton	0	9	0	.000	156	298	4	5	0	.444	198	301	3-3	1-11	3-0	0-0	1-1	1-4	2-3	2-9	3-10	2-11		
Hamilton	6	3	0	.667	242	229	2	7	0	.222	179	244	5-5	3-5	4-3	0-1	2-4	5-5	6-5	5-3	3-3	2-5		
Montréal	4	5	0	.444	236	220	5	4	0	.556	240	246	5-5	4-4	3-4	1-0	4-4	4-4	4-3	3-3	3-5	4-5		
Ottawa	0	9	0	.000	171	266	4	5	0	.444	209	209	3-7	1-7	0-5	0-0	2-5	2-5	3-3	1-6	1-9	1-11		
Saskatchewan	3	6	0	.333	210	215	3	6	0	.333	177	261	3-4	3-8	0-3	0-0	2-5	5-3	5-1	2-6	1-8	1-10		
Toronto	5	4	0	.556	231	209	6	3	0	.667	212	216	7-3	4-4	3-2	0-0	5-1	6-2	8-2	2-4	4-4	3-5		
Winnipeg	8	1	0	.889	276	150	7	2	0	.778	262	220	5-2	10-1	4-1	0-1	10-0	10-0	10-0	4-1	3-2	3-2		

2022 PRE-SEASON					
Gm	Date	Home	Away	Site / Field	Attendance
1	May 27	OTT	TOR	17 Ottawa - TD Place	N/A
2	May 27	WPG	EDM	30 Winnipeg - IG Field	20,518
3	May 28	CGY	BC	6 Calgary - McMahon Stadium	18,440
4	May 28	HAM	MTL	23 Hamilton - Tim Hortons Field	N/A
5	May 31	SSK	WPG	25 Regina - Mosaic Stadium	N/A
6	Jun 03	MTL	OTT	26 Montréal - Molson Stadium	11,273
7	Jun 03	TOR	HAM	17 Guelph - Alumni Stadium	N/A
8	Jun 03	EDM	CGY	37 Edmonton - The Brick Field	N/A
9	Jun 03	BC	SSK	18 Vancouver - BC Place Stadium	N/A

\* N/A = Attendance not announced

2022 REGULAR SEASON				
Gm	Date	Home	Away	Atten
44	Aug 06	BC	46 Edmonton	14
45	Aug 11	Winnipeg	17 Montréal	20
46	Aug 12	Hamilton	34 Toronto	27
47	Aug 13	Calgary	40 BC	41
48	Aug 13	Edmonton	23 Saskatchewan	34
49	Aug 19	Ottawa	12 Edmonton	30
50	Aug 19	Saskatchewan	10 BC	28
51	Aug 20	MTL	29 Hamilton	28
52	Aug 20	Toronto	19 Calgary	22
53	Aug 25	Winnipeg	31 Calgary	29
54	Aug 26	Toronto	37 Hamilton	20
55	Aug 26	BC	16 Saskatchewan	23
56	Aug 27	Edmonton	18 Ottawa	25
57	Sep 02	Montréal	24 Ottawa	38
58	Sep 04	Saskatchewan	18 Winnipeg	20
59	Sep 05	Hamilton	8 Toronto	28
60	Sep 05	Calgary	26 Edmonton	18
61	Sep 09	Montréal	31 BC	10
62	Sep 10	Ottawa	19 Toronto	24
63	Sep 10	Winnipeg	54 Saskatchewan	20
64	Sep 10	Edmonton	28 Calgary	56
65	Sep 16	Saskatchewan	24 Edmonton	26
66	Sep 17	Hamilton	48 Winnipeg	31
67	Sep 17	Calgary	29 BC	31
68	Sep 23	Montréal	23 Hamilton	16
69	Sep 24	Ottawa	15 Toronto	45
70	Sep 24	BC	11 Calgary	25
71	Sep 30	Winnipeg	31 Saskatchewan	13
72	Sep 30	BC	34 Ottawa	19
73	Oct 01	Edmonton	18 Montréal	25
74	Oct 01	Calgary	29 Toronto	2
75	Oct 07	Hamilton	18 Saskatchewan	14
76	Oct 08	Toronto	23 BC	20
77	Oct 08	Winnipeg	48 Edmonton	11
78	Oct 10	Montréal	18 Ottawa	24
79	Oct 14	Ottawa	30 Montréal	34
80	Oct 14	Calgary	32 Hamilton	35
81	Oct 15	Edmonton	23 Toronto	28
82	Oct 15	BC	40 Winnipeg	32
83	Oct 21	Hamilton	30 Ottawa	27
84	Oct 21	Edmonton	14 BC	31
85	Oct 22	Montréal	23 Toronto	24
86	Oct 22	Saskatchewan	21 Calgary	32
87	Oct 28	Winnipeg	24 BC	9
88	Oct 29	Toronto	33 Montréal	38
89	Oct 29	Ottawa	16 Hamilton	23
90	Oct 29	Calgary	36 Saskatchewan	10

2022 REGULAR SEASON					Total:
Gm	Date	Home	Away	Atten	1,765,143
10	Jun 09	Calgary	30 Montréal	27	21,139
11	Jun 10	Winnipeg	19 Ottawa	17	26,002
12	Jun 11	Saskatchewan	30 Hamilton	13	28,216
13	Jun 11	BC	59 Edmonton	15	34,082
14	Jun 16	Toronto	20 Montréal	19	12,498
15	Jun 17	Ottawa	12 Winnipeg	19	22,185
16	Jun 18	Hamilton	30 Calgary	33	22,711
17	Jun 18	Edmonton	16 Saskatchewan	26	23,121
18	Jun 23	Montréal	37 Saskatchewan	13	16,027
19	Jun 24	Winnipeg	26 Hamilton	12	23,600
20	Jun 25	Calgary	30 Edmonton	23	22,739
21	Jun 25	BC	44 Toronto	3	14,006
22	Jun 30	Ottawa	31 BC	34	20,132
23	Jul 01	Hamilton	25 Edmonton	29	20,233
24	Jul 02	Saskatchewan	41 Montréal	20	27,717
25	Jul 04	Toronto	22 Winnipeg	23	9,000
26	Jul 07	Edmonton	6 Calgary	49	21,023
27	Jul 08	Saskatchewan	28 Ottawa	13	26,685
28	Jul 09	BC	22 Winnipeg	43	17,603
29	Jul 14	Montréal	31 Edmonton	32	16,128
30	Jul 15	Winnipeg	26 Calgary	19	29,746
31	Jul 16	Toronto	30 Saskatchewan	24	10,886
32	Jul 16	Hamilton	25 Ottawa	23	20,411
33	Jul 21	Ottawa	33 Montréal	40	21,537
34	Jul 21	BC	17 Hamilton	12	16,515
35	Jul 22	Edmonton	10 Winnipeg	24	22,716
36	Jul 23	Saskatchewan	21 Toronto	31	27,134
37	Jul 28	Hamilton	24 Montréal	17	20,932
38	Jul 29	Saskatchewan	17 BC	32	27,283
39	Jul 30	Calgary	28 Winnipeg	35	25,147
40	Jul 31	Toronto	13 Ottawa	23	10,277
41	Aug 04	Montréal	20 Winnipeg	35	17,093
42	Aug 05	Ottawa	3 Calgary	17	20,452
43	Aug 06	Toronto	34 Hamilton	20	11,623

2022 PLAYOFFS					
		Home	Away		
91	Nov 06	East S/F	Montréal	28 Montreal	17
92	Nov 06	West S/F	BC	30 Calgary	16
93	Nov 13	East Final	Toronto	34 Montréal	27
94	Nov 13	West Final	Winnipeg	28 BC	20

109TH GREY CUP AT REGINA, SK						
Mosaic Stadium			Date: November 20, 2022			
95	Attendance:	33,350	1	2	3	4
	Toronto Argonauts		3	4	7	10
	Winnipeg Blue Bombers		0	10	7	6
						<b>24</b>
						<b>23</b>

## 2022 FINAL TEAM STATISTICAL RANKINGS

RK	POINTS FOR			TOUCHDOWNS		PASSING TDS		RUSHING TDS	
	Team	Tot	Avg	Team	TD	Team	TD	Team	TD
1	CGY	562	31.2	WPG	63	WPG	44	CGY	24
2	WPG	538	29.9	BC	58	BC	33	BC	23
3	BC	525	29.2	CGY	57	TOR	25	OTT	20
4	MTL	476	26.4	MTL	48	CGY	24	EDM	18
5	TOR	443	24.6	TOR	42	MTL	24	MTL	17
6	HAM	421	23.4	HAM	37	HAM	20	WPG	14
7	SSK	387	21.5	SSK	37	SSK	20	HAM	13
8	OTT	380	21.1	EDM	34	EDM	15	SSK	12
9	EDM	354	19.7	OTT	32	OTT	10	TOR	9



RK	PTS ALLOWED			OPPONENT TDS		OPP PASS TDS		OPP RUSH TDS	
	Team	Tot	Avg	Team	TD	Team	TD	Team	TD
1	WPG	370	20.6	WPG	31	WPG	19	WPG	8
2	CGY	397	22.1	CGY	39	MTL	20	HAM	12
3	BC	405	22.5	TOR	39	TOR	21	TOR	12
4	TOR	425	23.6	BC	41	BC	23	BC	13
5	MTL	466	25.9	HAM	45	CGY	23	CGY	14
6	HAM	473	26.3	SSK	47	OTT	24	SSK	14
7	OTT	475	26.4	MTL	48	HAM	26	OTT	22
8	SSK	476	26.4	OTT	50	SSK	28	MTL	24
9	EDM	599	33.3	EDM	68	EDM	31	EDM	31

RK	NET OFFENCE			1ST DOWNS		SCRIM PLAYS *			YDS PER PLAY	
	Team	Yds	Avg	Team	FD	Team	Tot	Avg	Team	Avg
1	BC	6,923	384.6	WPG	401	OTT	1,021	56.7	CGY	7.05
2	CGY	6,731	373.9	BC	396	HAM	1,007	55.9	BC	6.95
3	WPG	6,594	366.3	CGY	375	TOR	1,000	55.6	WPG	6.93
4	HAM	6,331	351.7	OTT	366	BC	996	55.3	MTL	6.41
5	OTT	6,198	344.3	MTL	358	SSK	970	53.9	HAM	6.29
6	TOR	6,114	339.7	EDM	356	EDM	969	53.8	TOR	6.11
7	MTL	6,096	338.7	HAM	354	CGY	955	53.1	OTT	6.07
8	EDM	5,592	310.7	TOR	354	MTL	951	52.8	EDM	5.77
9	SSK	5,446	302.6	SSK	321	WPG	951	52.8	SSK	5.61

RK	OPP NET OFFENCE			OPP 1ST DNS		OPP SCR PLAYS			OPP YDS/PLAY	
	Team	Yds	Avg	Team	FD	Team	Tot	Avg	Team	Avg
1	WPG	5,892	327.3	HAM	341	EDM	931	51.7	CGY	5.91
2	HAM	5,898	327.7	BC	353	BC	960	53.3	HAM	6.06
3	BC	5,939	329.9	WPG	354	WPG	968	53.8	WPG	6.09
4	CGY	6,007	333.7	SSK	363	HAM	973	54.1	BC	6.19
5	MTL	6,248	347.1	EDM	367	SSK	973	54.1	TOR	6.35
6	SSK	6,481	360.1	CGY	369	MTL	978	54.3	MTL	6.39
7	EDM	6,505	361.4	OTT	370	OTT	995	55.3	OTT	6.57
8	TOR	6,513	361.8	TOR	370	CGY	1017	56.5	SSK	6.66
9	OTT	6,542	363.4	MTL	394	TOR	1025	56.9	EDM	6.99

RK	RUSHING YARDS			RUSHING ATTS		AVG GAIN RUSH		SACKS ALL'D	
	Team	Tot	Avg	Team	Tot	Team	Avg	Team	SA
1	CGY	2436	135.3	WPG	406	CGY	6.4	CGY	17
2	WPG	2043	113.5	CGY	378	EDM	5.3	WPG	29
3	EDM	1844	102.4	BC	347	SSK	5.2	OTT	34
4	BC	1794	99.7	EDM	347	BC	5.2	HAM	37
5	SSK	1737	96.5	OTT	345	WPG	5.0	BC	39
6	MTL	1678	93.2	HAM	340	MTL	4.9	TOR	43
7	HAM	1648	91.6	MTL	339	HAM	4.8	MTL	47
8	OTT	1538	85.4	SSK	332	TOR	4.8	EDM	53
9	TOR	1470	81.7	TOR	309	OTT	4.5	SSK	77

RK	OPP RUSH YARDS			OPP RUSH ATT		OPP AVG RUSH		SACKS MADE	
	Team	Tot	Avg	Team	Tot	Team	Avg	Team	QS
1	HAM	1492	82.9	CGY	311	HAM	4.7	CGY	56
2	CGY	1604	89.1	HAM	319	WPG	5.0	OTT	47
3	WPG	1607	89.3	WPG	324	MTL	5.1	BC	45
4	BC	1694	94.1	BC	329	OTT	5.1	HAM	42
5	MTL	1780	98.9	MTL	347	BC	5.1	SSK	41
6	TOR	1843	102.4	TOR	350	CGY	5.2	MTL	37
7	OTT	1899	105.5	OTT	370	TOR	5.3	TOR	37
8	SSK	2126	118.1	SSK	390	EDM	5.3	WPG	36
9	EDM	2143	119.1	EDM	403	SSK	5.5	EDM	35

RK	PASSING YARDS			PASS ATTS		COMPLETIONS		COMPLETION %	
	Team	Tot	Avg	Team	Att	Team	Com	Team	%
1	BC	5406	300.3	OTT	633	OTT	425	BC	71.6
2	TOR	5028	279.3	TOR	624	BC	419	MTL	70.1
3	HAM	5006	278.1	HAM	609	TOR	413	WPG	69.0
4	OTT	4950	275.0	BC	585	HAM	408	CGY	68.2
5	WPG	4816	267.6	EDM	550	MTL	379	SSK	67.8
6	MTL	4793	266.3	CGY	547	CGY	373	OTT	67.1
7	CGY	4440	246.7	MTL	541	SSK	365	HAM	67.0
8	SSK	4204	233.6	SSK	538	WPG	345	TOR	66.2
9	EDM	4171	231.7	WPG	500	EDM	324	EDM	58.9

RK	OPP PASS YARDS			OPP PASS ATT		OPP COMPLNS		OPPT COMPL %	
	Team	Tot	Avg	Team	Att	Team	Com	Team	%
1	BC	4565	253.6	EDM	473	EDM	346	WPG	60.2
2	WPG	4565	253.6	SSK	526	SSK	348	MTL	61.9
3	EDM	4623	256.8	OTT	543	OTT	367	TOR	62.8
4	SSK	4715	261.9	BC	571	BC	378	EDM	63.8
5	MTL	4727	262.6	MTL	578	WPG	383	HAM	64.9
6	HAM	4774	265.2	WPG	589	MTL	390	CGY	65.9
7	CGY	4874	270.8	HAM	595	HAM	398	BC	67.4
8	TOR	4946	274.8	TOR	619	CGY	418	SSK	67.7
9	OTT	5025	279.2	CGY	633	TOR	423	OTT	72.9

RK	T/OVER RATIO		TOTAL T/Os		INTS THROWN		FUMBLES LOST	
	Team	+/-	Team	T/O	Team	Int	Team	Fum
1	CGY	+21	WPG	23	BC	13	WPG	6
2	WPG	+14	CGY	25	CGY	13	SSK	7
3	BC	+8	BC	34	OTT	15	CGY	9
4	TOR	+7	MTL	37	WPG	15	OTT	10
5	MTL	+1	OTT	40	SSK	17	BC	11
6	SSK	-3	TOR	41	MTL	18	MTL	11
7	OTT	-5	SSK	44	TOR	18	EDM	15
8	EDM	-21	EDM	52	HAM	20	TOR	15
9	HAM	-22	HAM	52	EDM	22	HAM	17

RK	TIME OF POSS'N		T/Os FORCED		INTERCEPTN BY		FUMBLE RECS	
	Team	TOP	Team	T/O	Team	Int	Team	FR
1	WPG	30:57	TOR	48	TOR	29	OTT	15
2	BC	30:56	CGY	46	BC	19	MTL	14
3	CGY	30:14	BC	42	CGY	19	SSK	14
4	HAM	30:05	SSK	41	HAM	19	EDM	14
5	EDM	30:02	MTL	38	WPG	16	CGY	13
6	MTL	29:55	WPG	37	SSK	15	BC	11
7	OTT	29:52	OTT	35	MTL	14	TOR	9
8	SSK	29:33	EDM	31	OTT	11	WPG	8
9	TOR	28:26	HAM	30	EDM	10	HAM	3

RK	PUNT RETN AVG		K/O RETN AVG		FIELD GOAL %		KICKOFF AVG	
	Team	Avg	Team	Avg	Team	%	Team	Avg
1	WPG	12.7	MTL	24.4	BC	92.3	TOR	69.5
2	MTL	11.9	SSK	23.1	CGY	90.0	HAM	66.7
3	HAM	11.6	HAM	22.4	HAM	86.4	CGY	66.0
4	CGY	10.6	CGY	22.2	MTL	86.3	SSK	65.1
5	SSK	10.6	WPG	22.2	OTT	86.0	MTL	64.6
6	OTT	9.5	OTT	21.9	EDM	84.1	WPG	63.9
7	BC	8.5	TOR	21.1	WPG	82.1	BC	62.3
8	EDM	8.3	BC	20.9	SSK	82.0	EDM	61.2
9	TOR	7.1	EDM	18.7	TOR	78.2	OTT	60.7

RK	PUNTING AVERAGE		NET PUNT AVG		PENALTIES (ALL)		PENALTY YARDS	
	Team	Avg	Team	Avg	Team	Tot	Team	Yds
1	TOR	48.2	CGY	39.0	WPG	6 106	WPG	869
2	CGY	47.5	OTT	38.6	CGY	7 130	OTT	1,215
3	BC	47.5	MTL	38.1	BC	8 142	HAM	1,222
4	MTL	47.3	BC	37.6	HAM	8 143	CGY	1,225
5	WPG	46.9	TOR	37.1	OTT	8 147	BC	1,317
6	OTT	46.4	HAM	36.8	MTL	9 155	EDM	1,401
7	HAM	44.8	WPG	36.5	TOR	9 155	TOR	1,403
8	SSK	44.5	SSK	36.1	EDM	9 159	SSK	1,515
9	EDM	43.8	EDM	34.1	SSK	10 173	MTL	1,574



## 2022 CFL FINAL TEAM STATISTICS



SCORING	BC	CGY	EDM	HAM	MTL	OTT	SSK	TOR	WPG	SCORING	BC	CGY	EDM	HAM	MTL	OTT	SSK	TOR	WPG	CFL
Points For	525	562	354	421	476	380	387	443	538	Points Allowed	405	397	599	473	466	475	476	425	370	<b>4,086</b>
Average per game	29.2	31.2	19.7	23.4	26.4	21.1	21.5	24.6	29.9	Average per game	22.5	22.1	33.3	26.3	25.9	26.4	26.4	23.6	20.6	<b>50.4</b>
Points Offence	509	503	345	394	432	364	356	388	508	Points allowed defence	373	384	553	427	435	451	443	388	345	<b>3,799</b>
Touchdowns Total	58	57	34	37	48	32	37	42	63	Touchdowns Total	41	39	68	45	48	50	47	39	31	<b>408</b>
Converts 1-pt	54	47	26	30	36	25	25	34	56	Converts 1-pt	31	31	57	36	40	37	42	33	26	<b>333</b>
Converts 2-pt	3	1	2	4	7	3	4	4	1	Converts 2-pt	3	5	3	5	4	5	1	1	2	<b>29</b>
Field Goals	36	54	37	51	44	49	41	43	32	Field Goals	40	38	37	48	37	41	47	50	49	<b>387</b>
Singles	5	5	7	6	4	6	9	14	6	Singles	0	8	7	9	13	5	7	6	7	<b>62</b>
Safety touches scored	2	2	1	1	1	2	0	3	0	Safety touches against	1	0	5	2	3	0	1	0	0	<b>12</b>
Passing TDs	33	24	15	20	24	10	20	25	44	Passing TDs	23	23	31	26	20	24	28	21	19	<b>215</b>
Rushing TDs	23	24	18	13	17	20	12	9	14	Rushing TDs	13	14	31	12	24	22	14	12	8	<b>150</b>
Other TD	Punt rets	0	0	0	0	0	1	0	2	Other TD	Punt rets	1	1	0	0	1	0	0	0	<b>3</b>
	Kickoff rets	0	1	0	1	2	0	2	1		Kickoff rets	2	0	2	0	1	0	2	0	<b>8</b>
	FG miss rets	0	1	0	0	0	0	1	0		FG miss rets	0	0	1	0	0	0	0	1	<b>2</b>
	Interceptions	2	5	0	2	3	0	1	5		Interceptions	2	1	2	3	1	3	2	4	<b>20</b>
	Fumble rets	0	2	1	1	2	2	0	2		Fumble rets	0	0	1	4	1	1	1	1	<b>10</b>
	Own Tm Rec	0	0	0	0	0	0	0	0		Own Tm Rec	0	0	0	0	0	0	0	0	<b>0</b>
<b>TEAM OFFENCE:</b>										<b>OPPONENT OFFENCE:</b>										
First downs	396	375	356	354	358	366	321	354	401	Opp First downs	353	369	367	341	394	370	363	370	354	<b>3,281</b>
First downs by rush	123	157	138	117	119	122	111	89	145	First downs by rush	125	113	144	105	128	127	137	120	122	<b>1,121</b>
First downs by pass	248	196	185	214	213	208	174	231	221	First downs by pass	201	229	188	212	218	216	196	222	208	<b>1,890</b>
First downs by penalty	25	22	33	23	26	36	36	34	35	First downs by penalty	27	27	35	24	48	27	30	28	24	<b>270</b>
Net Offence	6,923	6,731	5,592	6,331	6,096	6,198	5,446	6,114	6,594	Oppt Net Offence	5,939	6,007	6,505	5,898	6,248	6,542	6,481	6,513	5,892	<b>56,025</b>
Net Offence per game	384.6	373.9	310.7	351.7	338.7	344.3	302.6	339.7	366.3	Average per game	329.9	333.7	361.4	327.7	347.1	363.4	360.1	361.8	327.3	<b>691.7</b>
Plays from scrimmage	996	955	969	1,007	951	1,021	970	1,000	951	Plays from scrimmage	960	1,017	931	973	978	995	973	1,025	968	<b>8,820</b>
Team Loss Yards	277	145	423	323	375	290	495	384	265	Opp Team Loss Yds	320	471	261	368	259	382	360	276	280	<b>2,977</b>
No of team losses	64	30	72	58	71	43	100	67	45	Opp Team losses	60	73	55	59	53	82	57	56	55	<b>550</b>
QB Sacks allowed	39	17	53	37	47	34	77	43	29	Opp QB Sacks allowed	45	56	35	42	37	47	41	37	36	<b>376</b>
Time of Possession	30:56	30:14	30:02	30:05	29:55	29:52	29:33	28:26	30:57	Opp Time of Poss.	29:04	29:46	29:58	29:55	30:05	30:08	30:27	31:34	29:03	<b>30:00</b>
Avg Gain 1st Down	7.0	7.6	6.3	7.0	6.8	6.2	5.5	6.3	6.7	Opp Avg Gain 1st Dn	6.8	6.5	6.6	6.1	6.5	6.4	7.0	6.7	6.8	<b>6.60</b>
2nd Down Conv - Atts	384	369	379	391	361	424	380	406	381	Opp 2d Dn Conv - Atts	367	391	373	397	391	381	391	406	378	<b>3,475</b>
2nd Down Conv - Md	193	179	172	167	167	198	149	192	214	Opp 2d Dn Conv - Md	158	162	198	184	207	180	188	186	168	<b>1,631</b>
2nd Down Conv - %	50.3	48.5	45.4	42.7	46.3	46.7	39.2	47.3	56.2	Opp 2d Dn Conv - %	43.1	41.4	53.1	46.3	52.9	47.2	48.1	45.8	44.4	<b>46.9</b>
Red Zone opportunities	55	57	49	44	65	57	46	49	56	Opp Red Zone opps	58	54	56	49	60	60	53	46	42	<b>478</b>
Red Zone TDs	39	37	28	23	34	26	22	21	37	Opp Red Zone TDs	28	27	39	31	36	38	27	22	19	<b>267</b>
Red Zone TD %	70.9	64.9	57.1	52.3	52.3	45.6	47.8	42.9	66.1	Opp Red Zone TD %	48.3	50.0	69.6	63.3	60.0	63.3	50.9	47.8	45.2	<b>55.9</b>
<b>RUSHING &amp; PASSING:</b>										<b>OPPONENT RUSHING &amp; PASSING:</b>										
No of rushes	347	378	347	340	339	345	332	309	406	No of rushes	329	311	403	319	347	370	390	350	324	<b>3,143</b>
Rushing yards	1,794	2,436	1,844	1,648	1,678	1,538	1,737	1,470	2,043	Opp Rushing yards	1,694	1,604	2,143	1,492	1,780	1,899	2,126	1,843	1,607	<b>16,188</b>
Avg gain per rush	5.2	6.4	5.3	4.8	4.9	4.5	5.2	4.8	5.0	Avg gain per rush	5.1	5.2	5.3	4.7	5.1	5.1	5.5	5.3	5.0	<b>5.2</b>
20+ yard rushing plays	10	19	10	10	8	5	6	7	9	Opp 20+ yard rushes	10	7	13	7	4	15	10	12	6	<b>84</b>
Pass attempts	585	547	550	609	541	633	538	624	500	Pass attempts	571	633	473	595	578	543	526	619	589	<b>5,127</b>
Pass completions	419	373	324	408	379	425	365	413	345	Pass completions	378	418	346	398	390	367	348	423	383	<b>3,451</b>
Completion pct	71.6	68.2	58.9	67.0	70.1	67.1	67.8	66.2	69.0	Completion pct	66.2	66.0	73.2	66.9	67.5	67.6	66.2	68.3	65.0	<b>67.3</b>
Passing yards	5,406	4,440	4,171	5,006	4,793	4,950	4,204	5,028	4,816	Opp Passing yards	4,565	4,874	4,623	4,774	4,727	5,025	4,715	4,946	4,565	<b>42,814</b>
Interceptions thrown	13	13	22	20	18	15	18	18	15	Interceptions made	19	19	10	19	14	11	15	29	16	<b>152</b>
Avg gain per attempt	9.2	8.1	7.6	8.2	8.9	7.8	7.8	8.1	9.6	Opp avg gain per att	8.0	7.7	9.8	8.0	8.2	9.3	9.0	8.0	7.8	<b>8.4</b>
Pass efficiency rating	109.8	97.5	75.2	89.4	98.3	86.0	89.6	92.1	116.6	Opp Pass efficiency	90.1	88.8	116.8	92.5	93.8	103.3	100.4	84.1	88.0	<b>94.6</b>
30+ yard passing gains	31	20	20	27	22	27	24	27	27	Opp 30+ yard passes	19	15	28	25	30	29	30	25	24	<b>225</b>
Yards After Catch	1,879	1,982	1,546	2,145	2,095	1,671	1,693	2,122	1,399	Opp Yards After Catch	1,901	1,826	1,785	1,788	1,873	1,955	1,860	1,990	1,554	<b>16,532</b>
Avg. Depth/Att (yds)	10.2	9.1	10.9	10.2	9.4	9.7	10.0	10.4	12.6	Avg. Depth/Att (yds)	9.8	10.2	10.5	10.1	10.1	10.8	10.8	9.7	10.5	<b>10.4</b>
Offensive 'Big Plays'	29	22	41	32	34	44	40	37	30	Opp Offens. 'Big Plays'	29	22	41	32	34	44	40	37	30	<b>309</b>
<b>TURNOVERS:</b>										<b>OPPT TURNOVERS:</b>										
Total Turnovers Made	34	25	52	52	37	40	44	41	23	Total Turnovers Forced	42	46	31	30	38	35	41	48	37	<b>348</b>
Spec Tm T/O (incl. abv)	(1)	(4)	(2)	(1)	(1)	(2)	(3)	(2)	(1)	Oppt Sp Tm T/Os	(2)	(1)	(6)	(1)	(1)	(2)	(1)	(2)	(1)	<b>(17)</b>
Interceptions (ex C2)	13	13	22	20	18	15	17	18	15	Oppt Intercept (ex C2)	19	19	10	19	14	11	15	28	16	<b>151</b>
Fumbles made	20	14	29	26	27	21	13	25	12	Opponent Fumbles	18	29	24	9	22	23	31	15	16	<b>187</b>
Fumbles lost (ex C2)	11	9	15	17	11	10	7	15	6	Oppt Fumbles lost	11	13	14	3	14	15	14	9	8	<b>101</b>
Turnovers on downs	10	3	15	15	8	15	20	8	2	Oppt T/Os on downs	12	14	7	8	10	9	12	11	13	<b>96</b>
Turnover Ratio	+8	+21	-21	-22	+1	-5	-3	+7	+14											<b>0</b>
Opp Points Off T/Os	103	51	157	157	122	103	90	106	57	Points Off Oppt T/Os	93	181	84	60	110	64	83	160	111	<b>946</b>
<b>PENALTIES:</b>										<b>OPPT PENALTIES:</b>										
Penalties (incl declined)	109	112	125	117	129	103	148	128	90	Opp Penalties	104	135	121	138	112	96	117	109	129	<b>1,061</b>
Penalty yards	913	966	1,232	1,198	1,263	818	1,250	1,019	793	Opp Penalty yards	905	1,094	1,137	1,217	944	934	1,059	1,083	1,079	<b>9,452</b>

## 2022 FINAL TEAM STATISTICS

PENALTIES:										OPPT PENALTIES:										CFL
BC	CGY	EDM	HAM	MTL	OTT	SSK	TOR	WPG		BC	CGY	EDM	HAM	MTL	OTT	SSK	TOR	WPG		
Offence	40	42	56	63	39	48	78	51	47	Opp Offence	58	52	58	54	58	31	55	52	46	<b>464</b>
Defence	57	52	58	46	82	63	61	64	45	Opp Defence	52	39	68	43	72	70	71	58	55	<b>528</b>
Special Teams	45	36	45	34	34	36	34	40	14	Opp Special Teams	38	28	25	43	37	35	33	37	42	<b>318</b>
POSSESSIONS:										OPPT POSSESSIONS:										CFL
Total No of Possessions	248	239	239	250	230	246	245	250	220	Opp No of Possessions	243	248	231	249	232	248	240	249	227	<b>2,167</b>
Touchdown drives	56	48	33	33	41	30	32	34	58	Opp TD drives	36	37	62	38	44	46	42	33	27	<b>365</b>
TD Drive %	22.6	20.1	13.8	13.2	17.8	12.2	13.1	13.6	26.4	Opp TD Drive %	14.8	14.9	26.8	15.3	19.0	18.5	17.5	13.3	11.9	<b>16.8</b>
Drives Started Opp End	34	41	26	33	34	27	27	29	23	By Opponents	26	26	45	35	33	26	31	29	23	<b>274</b>
No of 2 & Outs	79	62	77	92	67	95	89	79	73	Opp 2 & Outs	84	86	68	93	71	78	86	84	63	<b>713</b>
Avg. Start Fld Pos (yl)	37.1	39.2	35.5	37.5	38.1	37.7	37.6	37.0	38.3	Opp Avg. Start Fld Pos	38.6	35.8	42.2	37.8	37.2	36.9	37.6	36.1	36.1	<b>37.6</b>
Off. Turnovers *	33	21	50	51	36	38	41	39	22	Opp Off. Turnovers *	40	45	25	29	37	33	40	46	36	<b>331</b>
DEFENCE:										OPPT DEFENCE:										CFL
Interceptions (total)	19	19	10	19	14	11	15	29	16	Opp Interceptions	13	13	22	20	18	15	18	18	15	<b>152</b>
Interception return yds	353	437	183	344	310	171	202	624	306	Opp Intercept ret yds	323	200	430	314	371	279	392	357	264	<b>2,930</b>
Fumble returns	11	13	14	3	14	15	14	9	8	Opp fumble returns	11	9	15	17	11	10	7	15	6	<b>101</b>
Fumble return yds	41	116	28	22	126	89	24	43	59	Opp Fumble return yds	20	0	100	161	7	95	27	102	36	<b>548</b>
QB Sacks made	45	56	35	42	37	47	41	37	36	Opp QB Sacks made	39	17	53	37	47	34	77	43	29	<b>376</b>
QB Sack yards	301	373	215	325	230	320	282	215	235	Opp QB Sack yards	243	112	329	248	293	264	468	295	244	<b>2,496</b>
Forced Fumbles	12	18	17	7	16	17	20	12	11	Opp Forced Fumbles	15	10	15	20	19	15	10	17	9	<b>130</b>
Pass Knockdowns	53	55	32	65	46	45	43	46	61	Opp Pass Knockdowns	52	33	57	44	51	57	48	53	51	<b>446</b>
Defensive Tackles	710	734	726	722	721	719	732	775	712	Defensive Tackles	749	719	678	729	721	766	743	728	718	<b>6,551</b>
Special Team Tackles	136	150	117	133	121	134	124	143	143	Special Team Tackles	148	143	142	143	124	135	132	123	111	<b>1,201</b>
Blocked kicks by	0	3	0	0	1	1	2	1	0	Blocked kicks by oppt	0	0	4	2	1	0	0	1	0	<b>8</b>
SPECIAL TEAM STATISTICS:										OPPT SPECIAL TEAM STATISTICS:										CFL
FG attempts	39	60	44	59	51	57	50	55	39	FG attempts	50	43	47	54	47	48	54	55	56	<b>454</b>
Field Goals made	36	54	37	51	44	49	41	43	32	Opp Field Goals made	40	38	37	48	37	41	47	50	49	<b>387</b>
FG pct made	92.3	90.0	84.1	86.4	86.3	86.0	82.0	78.2	82.1	FG pct made	80.0	88.4	78.7	88.9	78.7	85.4	87.0	90.9	87.5	<b>85.2</b>
Convert attempts 1-pt	55	49	29	32	37	27	27	37	61	Convert attempts 1-pt	33	33	61	38	42	42	45	33	27	<b>354</b>
Converts 1-pt	54	47	26	30	36	25	25	34	56	Converts 1-pt	31	31	57	36	40	37	42	33	26	<b>333</b>
Convert 1-pt pct made	98.2	95.9	89.7	93.8	97.3	92.6	92.6	91.9	91.8	Convert 1-pt pct made	93.9	93.9	93.4	94.7	95.2	88.1	93.3	100.0	96.3	<b>94.1</b>
Punts	104	100	94	94	85	112	107	112	91	Punts	106	110	84	120	90	103	96	99	91	<b>899</b>
Punting yards	4,935	4,746	4,121	4,208	4,017	5,199	4,761	5,403	4,264	Punting yards	4,843	5,149	3,907	5,643	4,120	4,673	4,558	4,528	4,233	<b>41,654</b>
Punting average	47.5	47.5	43.8	44.8	47.3	46.4	44.5	48.2	46.9	Punting average	45.7	46.8	46.5	47.0	45.8	45.4	47.5	45.7	46.5	<b>46.3</b>
Punt singles	4	3	4	3	3	3	4	5	6	Opp Punt singles	0	5	3	6	6	4	4	2	5	<b>35</b>
Kickoffs	80	79	59	63	70	53	53	61	90	Kickoffs	64	66	87	65	71	71	73	62	49	<b>608</b>
Kickoff yards	4,933	5,157	3,562	4,199	4,369	3,075	3,398	4,188	5,750	Kickoff yards	3,955	4,078	5,501	4,231	4,587	4,532	4,780	3,889	3,078	<b>38,631</b>
Kickoff average	61.7	65.3	60.4	66.7	62.4	58.0	64.1	68.7	63.9	Kickoff average	61.8	61.8	63.2	65.1	64.6	63.8	65.5	62.7	62.8	<b>63.5</b>
Kickoff singles	0	1	1	1	0	0	1	1	0	Kickoff singles	0	1	0	0	1	0	1	1	1	<b>5</b>
Punt returns	95	91	62	87	62	72	73	74	69	Opp punt returns	73	77	72	75	68	85	82	88	65	<b>685</b>
Punt return yards	805	968	514	1,005	737	686	772	524	875	Opp punt return yds	865	725	757	629	659	755	740	1,052	704	<b>6,886</b>
Punt return avg	8.5	10.6	8.3	11.6	11.9	9.5	10.6	7.1	12.7	Opp punt return avg	11.8	9.4	10.5	8.4	9.7	8.9	9.0	12.0	10.8	<b>10.1</b>
30+ yard returns	2	1	4	4	7	2	3	1	4	Opp 30+ yard returns	2	2	4	2	2	3	4	6	3	<b>28</b>
Kickoff returns	59	64	86	60	69	68	69	59	45	Opp kickoff returns	80	76	55	61	65	50	48	56	88	<b>579</b>
Kickoff return yards	1,234	1,422	1,607	1,346	1,685	1,488	1,597	1,243	997	Opp kickoff return yds	1,911	1,662	1,118	1,284	1,414	993	1,088	1,179	1,970	<b>12,619</b>
Kickoff return avg	20.9	22.2	18.7	22.4	24.4	21.9	23.1	21.1	22.2	Opp kickoff return avg	23.9	21.9	20.3	21.0	21.8	19.9	22.7	21.1	22.4	<b>21.8</b>
40+ yard returns	1	4	2	3	6	3	5	3	1	Opp 40+ yard returns	7	3	4	1	2	1	3	0	7	<b>28</b>
Missed FG returns	9	3	7	4	4	5	4	1	4	Opp missed FG rets	2	5	4	5	3	5	7	5	5	<b>41</b>
Missed FG return yds	269	157	156	62	73	159	162	12	133	Opp missed FG ret yds	17	111	188	125	79	116	140	216	191	<b>1,183</b>
30+ yard returns	2	1	1	1	0	3	2	0	2	Opp 30+ yard returns	0	1	2	1	1	2	1	2	2	<b>12</b>
Own kickoff recoveries	0	2	0	0	1	0	1	0	0	Own kickoff recoveries	1	1	1	1	0	0	0	0	0	<b>4</b>
Own punt recoveries	0	1	0	0	0	0	1	0	0	Own punt recoveries	0	0	0	1	0	0	1	0	0	<b>2</b>

### CFL STATISTICAL NOTES & DEFINITIONS:

- Plays from Scrimmage** Defined as the total number of rush attempts, pass attempts and Team Loss plays. Excludes plays negated by penalty.
- Net Offence** Rushing yards plus Passing yards less Team Loss yards.  
(Team Losses include QB Sacks Allowed plus other yardage lost on fumbled snaps, safeties conceded, QB Kneel plays etc.)
- Turnovers** Interceptions and Fumbles Lost data for Turnover calculations do not include those made on 2-point convert attempts. Though defensive players are credited with these plays, at the team level no actual Turnover takes place since the next play is a kickoff in any event and no new opponent series of downs occurs. 2021 C-2 Ints: BC 0, CGY 0, EDM 0, HAM 0, MTL 0, OTT 0, SSK 1, TOR 0, WPG 0.
- 20+ / 30+ / 40+ gains** Calculated from the Line of Scrimmage (or point of possession for kick returns) to where the play ends.
- QB Sacks** Credited whenever a QB is tackled for a loss behind the LOS with the primary exceptions of QB Sneak plays, fumbled snaps or handoffs.  
i.e. Not a Sack when the QB merely falls on a fumbled ball made by another player.
- Blocked kicks** **Field goals:** Credited whenever a defender contacts the ball in flight and renders a field goal attempt unsuccessful by his actions. This permits a blocked kick to be credited even if the ball crosses the line of scrimmage. The kicker's team is charged with a Missed FG attempt.  
**Punts:** Credited whenever a defender contacts the ball during a punt attempt and the ball remains in the backfield or does not go downfield beyond 10 yards. The latter clause permits crediting players with blocks due to the substantial field position gained.

2022 CFL PLAYER STATISTICS

INDIVIDUAL SCORING

Player	Tm	TD	C1	C2	FG	S	Pts	Rs	Rc	IR	FR	PR	KO	FG	OT	Player	Tm	TD	C1	C2	FG	S	Pts	Rs	Rc	IR	FR	PR	KO	FG	OT		
PAREDES, René	CGY	0	47	0	54	2	211	0	0	0	0	0	0	0	0	JOHNSON, Anthony	HAM	1	0	1	0	0	8	0	1	0	0	0	0	0	0		
WARD, Lewis	OTT	0	25	0	49	3	175	0	0	0	0	0	0	0	0	SMITH, Kiondre	HAM	1	0	1	0	0	8	0	1	0	0	0	0	0	0		
BEDE, Boris	TOR	0	34	0	43	9	172	0	0	0	0	0	0	0	0	PEARSON, Josh	BC	1	0	0	0	0	6	0	1	0	0	0	0	0	0		
CÔTÉ, David	MTL	0	36	0	44	1	169	0	0	0	0	0	0	0	0	O'CONNOR, Michael	BC	1	0	0	0	0	6	1	0	0	0	0	0	0	0		
WHYTE, Sean	BC	0	54	0	36	1	163	0	0	0	0	0	0	0	0	MACKIE, David	BC	1	0	0	0	0	6	1	0	0	0	0	0	0	0	0	
LIEGGHIO, Marc	WPG	0	56	0	32	6	158	0	0	0	0	0	0	0	0	SCARFONE, Jacob	BC	1	0	0	0	0	6	0	1	0	0	0	0	0	0	0	
LAUTHER, Brett	SSK	0	25	0	41	4	152	0	0	0	0	0	0	0	0	HOLLINS, Alexander	BC	1	0	0	0	0	6	0	1	0	0	0	0	0	0	0	
SMALL, Seth	HAM	0	26	0	39	2	145	0	0	0	0	0	0	0	0	SAYLES, Marcus	BC	1	0	0	0	0	6	0	0	1	0	0	0	0	0	0	
CASTILLO, Sergio	EDM	0	26	0	37	3	140	0	0	0	0	0	0	0	0	LEE, TJ	BC	1	0	0	0	0	6	0	0	1	0	0	0	0	0	0	
EVANS, Caleb	OTT	16	0	1	0	0	98	16	0	0	0	0	0	0	0	ORIMOLADE, Folarin	CGY	1	0	0	0	0	6	0	0	1	0	0	0	0	0	0	
SCHOEN, Dalton	WPG	16	0	0	0	0	96	0	16	0	0	0	0	0	0	BOUKA, Elie	CGY	1	0	0	0	0	6	0	0	1	0	0	0	0	0	0	
DAVIS, Dominique	MTL	13	0	1	0	0	80	13	0	0	0	0	0	0	0	WASHINGTON, Tru.	CGY	1	0	0	0	0	6	0	0	1	0	0	0	0	0	0	
RHYMES, Dominique	BC	11	0	0	0	0	66	0	11	0	0	0	0	0	0	LANGLAIS, William	CGY	1	0	0	0	0	6	0	1	0	0	0	0	0	0	0	
BUTLER, James	BC	11	0	0	0	0	66	7	4	0	0	0	0	0	0	DUKES, DeVontres	CGY	1	0	0	0	0	6	0	1	0	0	0	0	0	0	0	
LEWIS, Eugene	MTL	10	0	2	0	0	64	0	10	0	0	0	0	0	0	BANE, Shawn	CGY	1	0	0	0	0	6	0	1	0	0	0	0	0	0	0	
DEMSKI, Nic	WPG	10	0	1	0	0	62	0	10	0	0	0	0	0	0	SINDANI, Richard	CGY	1	0	0	0	0	6	0	1	0	0	0	0	0	0	0	
CAREY, Ka'Deem	CGY	10	0	0	0	0	60	10	0	0	0	0	0	0	0	IRONS, Maleek	EDM	1	0	0	0	0	6	1	0	0	0	0	0	0	0	0	
STEVENS, Tommy	CGY	9	0	0	0	0	54	9	0	0	0	0	0	0	0	ARCENEAUX, Emm'l	EDM	1	0	0	0	0	6	0	1	0	0	0	0	0	0	0	
BAILEY, Rasheed	WPG	9	0	0	0	0	54	0	9	0	0	0	0	0	0	LITRE, Ante	EDM	1	0	0	0	0	6	1	0	0	0	0	0	0	0	0	
HENRY, Malik	CGY	8	0	1	0	0	50	0	8	0	0	0	0	0	0	WALKER, Derel	EDM	1	0	0	0	0	6	0	1	0	0	0	0	0	0	0	
WHITE, Tim	HAM	8	0	0	0	0	48	0	8	0	0	0	0	0	0	COLLINS, Jalen	EDM	1	0	0	0	0	6	0	0	0	1	0	0	0	0	0	
FAJARDO, Cody	SSK	8	0	0	0	0	48	8	0	0	0	0	0	0	0	BADIE, Sherman	EDM	1	0	0	0	0	6	1	0	0	0	0	0	0	0	0	
PIPKIN, Antonio	BC	7	0	2	0	0	46	7	0	0	0	0	0	0	0	GREEN, Tanner	EDM	1	0	0	0	0	6	0	1	0	0	0	0	0	0	0	
CORNELIUS, Taylor	EDM	7	0	1	0	0	44	7	0	0	0	0	0	0	0	VANDERVOORT, Dan	EDM	1	0	0	0	0	6	0	1	0	0	0	0	0	0	0	
LOCKSLEY, Kai	EDM	7	0	1	0	0	44	7	0	0	0	0	0	0	0	BROWN, Kevin	EDM	1	0	0	0	0	6	1	0	0	0	0	0	0	0	0	
DOMAGALA, Michael	HAM	0	4	0	12	4	44	0	0	0	0	0	0	0	0	DURANT, Lemar	HAM	1	0	0	0	0	6	0	1	0	0	0	0	0	0	0	
ROURKE, Nathan	BC	7	0	0	0	0	42	7	0	0	0	0	0	0	0	HILLS, Wes	HAM	1	0	0	0	0	6	1	0	0	0	0	0	0	0	0	
BEGELTON, Reggie	CGY	6	0	0	0	0	36	0	6	0	0	0	0	0	0	SHILTZ, Matt	HAM	1	0	0	0	0	6	1	0	0	0	0	0	0	0	0	
DUNBAR, Steven	HAM	6	0	0	0	0	36	0	6	0	0	0	0	0	0	UNGERER, David	HAM	1	0	0	0	0	6	0	1	0	0	0	0	0	0	0	
KELLY, Chad	TOR	6	0	0	0	0	36	6	0	0	0	0	0	0	0	CARNEY, Malik	HAM	1	0	0	0	0	6	0	0	0	1	0	0	0	0	0	
PRUKOP, Dakota	WPG	6	0	0	0	0	36	6	0	0	0	0	0	0	0	WOODS, Lawrence	HAM	1	0	0	0	0	6	0	0	0	0	0	1	0	0	0	
SCHAFFER-B, Kian	SSK	5	0	1	0	0	32	0	5	0	0	0	0	0	0	ROLLE, Jumal	HAM	1	0	0	0	0	6	0	0	1	0	0	0	0	0	0	
BANKS, Brandon	TOR	5	0	1	0	0	32	1	4	0	0	0	0	0	0	LEONARD, Richard	HAM	1	0	0	0	0	6	0	0	1	0	0	0	0	0	0	
HATCHER, Keon	BC	5	0	0	0	0	30	0	5	0	0	0	0	0	0	DEQUOY, Marc-A	MTL	1	0	0	0	0	6	0	0	1	0	0	0	0	0	0	
LOGAN, Peyton	CGY	5	0	0	0	0	30	3	0	0	0	0	1	1	0	ADAMS JR., Vernon	MTL	1	0	0	0	0	6	1	0	0	0	0	0	0	0	0	
LAWLER, Kenny	EDM	5	0	0	0	0	30	0	5	0	0	0	0	0	0	LYON, Nafees	MTL	1	0	0	0	0	6	0	0	1	0	0	0	0	0	0	
NEWMAN, Jamie	HAM	5	0	0	0	0	30	5	0	0	0	0	0	0	0	BEVERETTE, Tyrice	MTL	1	0	0	0	0	6	0	0	1	0	0	0	0	0	0	
GITTENS JR., K	TOR	5	0	0	0	0	30	0	5	0	0	0	0	0	0	PICKETT, Adarius	MTL	1	0	0	0	0	6	0	0	0	1	0	0	0	0	0	
AMBLES, Markeith	TOR	5	0	0	0	0	30	0	5	0	0	0	0	0	0	ALEXANDER, Davis	MTL	1	0	0	0	0	6	1	0	0	0	0	0	0	0	0	
OLIVEIRA, Brady	WPG	5	0	0	0	0	30	4	1	0	0	0	0	0	0	SPIEKER, Cole	MTL	1	0	0	0	0	6	0	1	0	0	0	0	0	0	0	
MORROW, Jamal	SSK	4	0	2	0	0	28	3	1	0	0	0	0	0	0	ELLIS, Jabari	MTL	1	0	0	0	0	6	0	0	0	1	0	0	0	0	0	
DANIELS, DaVaris	TOR	4	0	1	0	0	26	0	4	0	0	0	0	0	0	JOHNSON, Shaquille	OTT	1	0	0	0	0	6	0	1	0	0	0	0	0	0	0	
BURNHAM, Bryan	BC	4	0	0	0	0	24	0	4	0	0	0	0	0	0	POWELL, William	OTT	1	0	0	0	0	6	1	0	0	0	0	0	0	0	0	
MITCHELL, Dillon	EDM	4	0	0	0	0	24	0	4	0	0	0	0	0	0	COLEMAN, Davon	OTT	1	0	0	0	0	6	0	0	0	1	0	0	0	0	0	
EVANS, Dane	HAM	4	0	0	0	0	24	4	0	0	0	0	0	0	0	MASOLI, Jeremiah	OTT	1	0	0	0	0	6	1	0	0	0	0	0	0	0	0	
ALFORD, Mario	SSK	4	0	0	0	0	24	0	0	0	0	1	2	1	0	MARINER, Siaoisi	OTT	1	0	0	0	0	6	0	1	0	0	0	0	0	0	0	
WILLIAMS, D'haquille	SSK	4	0	0	0	0	24	0	4	0	0	0	0	0	0	DANDRIDGE, Brandin	OTT	1	0	0	0	0	6	0	0	0	1	0	0	0	0	0	
COTTOY, Jevon	BC	3	0	1	0	0	20	0	3	0	0	0	0	0	0	MARSHALL, Nick	SSK	1	0	0	0	0	6	0	0	1	0	0	0	0	0	0	
WHITEHEAD, Lucky	BC	3	0	0	0	0	18	0	3	0	0	0	0	0	0	HICKSON, Frankie	SSK	1	0	0	0	0	6	1	0	0	0	0	0	0	0	0	0
HAKUNAVANHU, Luther	CGY	3	0	0	0	0	18	0	3	0	0	0	0	0	0	LENIUS, Brayden	SSK	1	0	0	0	0	6	0	1	0	0	0	0	0	0	0	0
PHILPOT, Jalen	CGY	3	0	0	0	0	18	0	3	0	0	0	0	0	0	MARION, Benoit	TOR	1	0	0	0	0	6	0	0	0	1	0	0	0	0	0	
JULIEN-GRANT, K	MTL	3	0	0	0	0	18	0	3	0	0	0	0	0	0	MCMANIS, Wynton	TOR	1	0	0	0	0	6	0	0	1	0	0	0	0	0	0	
JONES, Tevin	SSK	3	0	0	0	0	18	0	3	0	0	0	0	0	0	PETERS, Jamal	TOR	1	0	0	0	0	6	0	0	1	0	0	0	0	0	0	
PHILLIPS, Cameron	TOR	3	0	0	0	0	18	0	3	0	0	0	0	0	0	PENNY-LARYEA, E	TOR	1	0	0	0	0	6	0	0	0	1	0	0	0	0	0	
OUELLETTE, A.J.	TOR	3	0	0	0	0	18	2	1	0	0	0	0	0	0	CARNELL, Maurice	TOR	1	0	0	0	0	6	0	0	1	0	0	0	0	0	0	
ELLINGSON, Greg	WPG	3	0	0	0	0	18	0	3	0	0	0	0	0	0	NIELD, Tommy	TOR	1	0	0	0	0	6	0	1	0	0	0	0	0	0	0	
BROWN, Dru	WPG	3	0	0	0	0	18	3																									

## 2022 CFL PLAYER STATISTICS

## INDIVIDUAL PASSING

Player	Tm	GP	2022 BASE PASSING STATISTICS:								GAME:		QB STARTS:			RATINGS:				QS		TD	Q4	20+ Atts: *			
			Att	Com	Pct	Yards	Int	TD	LG	30	Max	300	GS	W	L	Effic	Avg	I%	TDI	Tkn	Drv			%	GW	Att	Md
BETHEL-THOMPSON, M	TOR	18	579	387	66.8	4,731	15	23	70	26	365	5	17	11	6	94.3	8.2	2.6	1.53	41	233	31	13.3	4	103	33	32.0
COLLAROS, Zach	WPG	18	436	305	70.0	4,183	13	37	81	23	342	3	17	15	2	116.2	9.6	3.0	2.85	24	188	51	27.1	4	94	47	50.0
HARRIS, Trevor	MTL	18	462	331	71.6	4,157	12	20	70	17	413	4	15	8	7	102.9	9.0	2.6	1.67	40	194	32	16.5	5	70	34	48.6
EVANS, Dane	HAM	17	457	305	66.7	3,883	16	16	71	24	425	4	14	6	8	90.2	8.5	3.5	1.00	23	183	24	13.1	2	83	34	41.0
FAJARDO, Cody	SSK	17	401	282	70.3	3,360	13	16	85	20	321	3	15	6	9	95.4	8.4	3.2	1.23	61	187	27	14.4	2	66	30	45.5
ROURKE, Nathan	BC	10	324	255	78.7	3,349	10	25	90	23	363	6	10	8	2	123.6	10.3	3.1	2.50	11	157	19	12.1	1	54	21	38.9
ARBUCKLE, Nick	ED-OT	17	423	291	68.8	3,292	14	6	66	12	488	3	11	3	8	82.8	7.8	3.3	0.43	24	122	38	31.1	1	49	32	65.3
CORNELIUS, Taylor	EDM	12	357	205	57.4	2,768	9	11	77	16	292	0	12	3	9	82.0	7.8	2.5	1.22	37	157	25	15.9	2	62	23	37.1
MAIER, Jake	CGY	18	277	207	74.7	2,389	7	14	77	12	301	1	9	6	3	106.6	8.6	2.5	2.00	8	118	28	23.7	2	34	16	47.1
MITCHELL, Bo Levi	CGY	18	261	160	61.3	2,010	6	9	89	8	321	2	9	6	3	87.2	7.7	2.3	1.50	8	114	17	14.9	1	47	18	38.3
<b>NON-QUALIFIERS: (Less Than 250 Atts)</b>																											
ADAMS JR., Vernon	ML-BC	13	219	139	63.5	1,798	3	7	55	8	305	1	8	4	4	94.1	8.2	1.4	2.33	29	110	17	15.5	1	40	19	47.5
EVANS, Caleb	OTT	18	185	114	61.6	1,301	7	4	50	8	297	0	6	1	5	74.2	7.0	3.8	0.57	15	82	9	11.0	0	21	8	38.1
MASOLI, Jeremiah	OTT	4	126	84	66.7	1,083	2	2	54	9	380	2	4	0	4	92.1	8.6	1.6	1.00	7	51	5	9.8	0	25	10	40.0
SHILTZ, Matthew	HAM	17	119	85	71.4	935	2	4	64	2	303	1	3	2	1	98.5	7.9	1.7	2.00	10	50	9	18.0	2	14	3	21.4
FINE, Mason	SSK	17	102	67	65.7	690	3	3	57	3	210	0	2	0	2	82.6	6.8	2.9	1.00	15	40	4	10.0	0	15	6	40.0
FORD, Tre	EDM	10	69	40	58.0	461	5	2	46	1	242	0	3	1	2	57.7	6.7	7.2	0.40	2	32	4	12.5	0	9	3	33.3
BROWN, Dru	WPG	18	50	33	66.0	452	2	5	65	2	325	1	1	0	1	111.4	9.0	4.0	2.50	5	26	6	23.1	1	11	4	36.4
PIPKIN, Antonio	BC	18	52	29	55.8	393	1	2	47	2	174	0	1	0	1	84.9	7.6	1.9	2.00	5	22	3	13.6	0	9	4	44.4
KELLY, Chad	TOR	18	45	26	57.8	297	3	2	46	1	264	0	1	0	1	64.8	6.6	6.7	0.67	2	17	3	17.6	0	8	2	25.0
DAVIS, Dominique	MTL	18	25	19	76.0	253	2	3	53	3	166	0	1	1	0	114.3	10.1	8.0	1.50	0	9	6	66.7	0	6	3	50.0
PRUKOP, Dakota	WPG	12	14	7	50.0	181	0	2	62	2	110	0	0	0	0	145.2	12.9	0.0	---	0	6	1	16.7	0	5	2	40.0
NEWMAN, Jamie	HAM	12	27	16	59.3	175	1	0	36	1	171	0	1	0	1	63.0	6.5	3.7	0.00	3	13	0	0.0	0	2	0	0.0
O'CONNOR, Michael	BC	17	27	15	55.6	157	1	0	28	0	94	0	1	0	1	57.2	5.8	3.7	0.00	1	14	1	7.1	0	5	1	20.0
DOLEGALA, Jake	SSK	2	35	16	45.7	154	2	1	51	1	131	0	1	0	1	44.2	4.4	5.7	0.50	1	18	1	5.6	0	6	2	33.3
ADAMS, Tyrie	OTT	6	12	8	66.7	98	0	0	25	0	98	0	0	0	0	91.7	8.2	0.0	---	1	3	1	33.3	0	0	0	---
ALEXANDER, Davis	MTL	13	13	8	61.5	89	1	0	16	0	89	0	0	0	0	49.8	6.8	7.7	0.00	0	6	0	0.0	0	1	0	0.0
LOCKSLEY, Kai	EDM	16	8	5	62.5	50	0	0	18	0	50	0	0	0	0	80.2	6.3	0	---	1	4	0	0.0	0	1	0	0.0
STEVENS, Tommy	CGY	18	9	6	66.7	41	0	1	14	0	32	0	0	0	0	113.7	4.6	0.0	---	1	7	3	42.9	0	0	0	---
MORTON, Jalen	HAM	4	6	2	---	13	1	0	9	0	13	0	0	0	0	-30.6	---	---	0.00	1	4	0	0.0	0	0	0	---
PLUS - NON-QB PASSING			7	4	57.1	71	1	0	45	1						32.4	10.1	14.3	---						2	1	50.0
<b>MULTIPLE TEAM QBS:</b>																											
ARBUCKLE, Nick	EDM	5	115	74	64.3	892	8	2	66	3	315	1	3	0	3	64.8	7.8	7.0	0.25	13	46	4	8.7	0	21	6	28.6
	OTT	12	308	217	70.5	2,400	6	4	64	9	363	2	8	3	5	89.5	7.8	1.9	0.67	11	111	15	13.5	1	33	15	45.5
ADAMS JR., Vernon	MTL	5	39	21	53.8	294	2	1	55	2	250	0	2	0	2	65.5	7.5	5.1	0.50	7	21	3	14.3	0	8	4	50.0
	BC	8	180	118	65.6	1,504	1	6	54	6	305	1	6	4	2	100.3	8.4	0.6	6.00	22	89	14	15.7	1	32	15	46.9

NON-QB	Tm	2022 BASE PASSING STATISTICS:							
		Att	Com	Pct	Yards	Int	TD	LG	30
FLINTOFT, Stefan	BC	2	2	100.0	3	0	0	2	0
CASTILLO, Sergio	EDM	1	0	0.0	0	0	0	0	0
LEWIS, Eugene	MTL	2	0	0.0	0	1	0	0	0
DAVIS, Ryan	OTT	1	1	100.0	45	0	0	45	1
LEONE, Richie	OTT	1	1	100.0	23	0	0	23	0

CFL-Wide Data		CFL-Wide Data	
Passing In 2022	Totals	Passing In 2022	Totals
Attempts	5,127	Pass Eff. Rating	94.6
Completions	3,451	QB Sacks Taken	376
Completion Pct.	67.3	Total Drives	2,167
Passing yards	42,814	TD Drives	365
Interceptions	152	TD Drive Pct.	16.8%
TD Passes	215	Q4 Game-win	28

2022 Passing Notes & Legend:	
<b>30+</b>	Gains of 30+ yards
<b>300</b>	Games of 300+ yards
<b>Q4GW</b>	Q4 game-winning drives
<b>QS Tkn</b>	Number of times sacked
<b>Off Pts</b>	Offensive points scored
<b>Drv Led</b>	Drives led as primary QB
<b>TD Drv</b>	TD drives led as primary QB
<b>Re 20+ Passing:</b>	
Pass attempts where the receiver is 20 or more yards downfield at the catch point.	

2022 Best Performances					
<b>Pass attempts</b>	Nathan Rourke	Aug 13	52 BC	at	CGY
<b>Completions</b>	Nathan Rourke	Aug 13	39 BC	at	CGY
	(2 Times)	Jun 25	39 BC	vs	TOR
<b>Passing yards</b>	Nathan Rourke	Aug 13	488 BC	at	CGY
<b>Completion Pct.</b>	Nathan Rourke	Aug 06	91.9 BC	vs	EDM
<b>Efficiency Rating</b>	Nathan Rourke	Aug 06	158 BC	vs	EDM



## 2022 CFL PLAYER STATISTICS

## INDIVIDUAL RECEIVING

RECEIVING											RECEIVING														
RECEIVING	Team	Tar	Rec	Yds	Avg	LG	TD	2D	30	YAC	Max	100	RECEIVING	Team	Tar	Rec	Yds	Avg	LG	TD	2D	30	YAC	Max	100
SCHOEN, Dalton	WPG	107	70	1,441	20.6	81	16	41	12	368	162	5	SCARFONE, Jacob	BC	14	10	131	13.1	25	1	5	0	35	44	0
RHYMES, Dominique	BC	122	85	1,401	16.5	46	11	35	11	252	143	5	HOLLINS, Alexander	BC	18	13	117	9.0	33	1	4	1	29	47	0
LEWIS, Eugene	MTL	144	91	1,303	14.3	55	10	30	7	386	154	5	DURANT, Lemar	HAM	20	12	112	9.3	26	1	1	0	32	39	0
WHITE, Tim	HAM	145	94	1,265	13.5	64	8	23	7	478	145	6	DUKES, DeVontres	CGY	14	11	112	10.2	15	1	4	0	23	39	0
ACKLIN, Jaelon	OTT	116	75	1,169	15.6	64	2	19	9	380	159	5	HICKSON, Frankie	SSK	20	17	109	6.4	24	0	3	0	98	30	0
GITTENS JR., Kurleigh	TOR	116	81	1,101	13.6	70	5	26	4	483	161	3	GODWIN, Terry	HAM	10	6	107	17.8	30	0	3	1	61	91	0
HATCHER, Keon	BC	106	70	1,043	14.9	71	5	23	7	353	166	2	MILLS, Dedrick	CGY	18	13	105	8.1	20	0	3	0	74	37	0
HENRY, Malik	CGY	94	62	1,023	16.5	89	8	10	7	422	173	4	HILLS, Wes	HAM	14	11	105	9.5	26	0	1	0	92	26	0
WHITEHEAD, Lucky	BC	108	78	1,011	13.0	90	3	18	8	404	148	4	SPIEKER, Cole	MTL	7	6	105	17.5	53	1	3	1	23	105	1
DUNBAR, Steven	HAM	125	72	1,000	13.9	71	6	17	7	330	102	1	BRISSETT, Dejon	TOR	16	10	102	10.2	27	1	3	0	12	69	0
SCHAFFER-BAKER, Kian	SSK	98	68	960	14.1	85	5	20	6	412	170	2	HOLLEY, Caleb	EDM	16	8	101	12.6	44	0	3	1	13	51	0
BEGELTON, Reggie	CGY	118	85	957	11.3	54	6	27	4	441	112	1	JONES, Mike	EDM	21	8	100	12.5	19	0	4	0	20	34	0
ADAMS, Darvin	OTT	106	63	949	15.1	50	2	22	7	233	118	1	PRALL, Jakob	SSK	15	9	99	11.0	33	0	3	1	21	33	0
LAWLER, Kenny	EDM	93	58	894	15.4	54	5	20	5	199	149	3	MARINER, Siasosi	OTT	15	8	98	12.3	27	1	2	0	29	53	0
WALKER, Derel	EDM	113	65	874	13.4	44	1	17	4	309	114	3	FORBES-MOMBLEAU, Vin	EDM	9	5	92	18.4	34	0	1	1	37	34	0
DANIELS, DaVaris	TOR	85	61	860	14.1	54	4	23	6	257	100	1	WILDER JR., James	EDM	9	9	90	10.0	17	0	1	0	85	48	0
DEMSKI, Nic	WPG	86	64	772	12.1	50	10	22	5	238	117	1	MILANOVIC-LITRE, Ante	EDM	32	16	89	5.6	18	0	1	0	66	30	0
AMBLES, Markeith	TOR	109	72	737	10.2	37	5	18	5	345	121	1	BENNETT, Jackson	OTT	18	15	86	5.7	19	0	1	0	62	26	0
BAILEY, Rasheed	WPG	96	63	729	11.6	36	9	13	3	238	121	1	OSEI-KUSI, Chris	EDM	11	6	79	13.2	27	0	0	0	27	27	0
BEHAR, Nathaniel	OTT	76	59	727	12.3	49	2	16	4	254	119	2	VANDERVOORT, Daniel	EDM	12	8	75	9.4	28	1	3	0	8	30	0
WHITE JR., Reggie	MTL	73	53	722	13.6	45	2	14	1	204	99	0	LEAKE, Javon	TOR	7	5	74	14.8	46	0	1	1	74	46	0
MITCHELL, Dillon	EDM	58	35	637	18.2	77	4	8	6	206	120	2	PEARSON, Josh	BC	7	2	73	36.5	66	1	1	1	10	66	0
ELLINGSON, Greg	WPG	50	38	598	15.7	46	3	16	2	109	152	1	WILLIAMS, Terry	OTT	12	10	71	7.1	14	0	3	0	21	51	0
BURNHAM, Bryan	BC	59	41	596	14.5	53	4	9	3	117	165	2	AGUDOSI, Carlton	WPG	9	6	70	11.7	21	2	2	0	6	70	0
WIENEKE, Jake	MTL	64	45	589	13.1	49	2	17	3	159	121	1	DUBOIS, Marco	OTT	5	4	70	17.5	54	0	0	1	27	54	0
COTTOY, Jevon	BC	68	50	551	11.0	29	3	17	0	264	71	0	HUNCHAK, Colton	CGY	9	6	69	11.5	33	0	2	1	24	38	0
BANKS, Brandon	TOR	75	37	522	14.1	53	4	14	3	126	95	0	LANGLAIS, William	CGY	8	6	67	11.2	22	1	3	0	27	35	0
JULIEN-GRANT, Kaion	MTL	50	36	517	14.4	70	3	6	5	323	75	0	HARTY, Jake	SSK	14	11	66	6.0	12	0	0	0	11	32	0
PHILLIPS, Cameron	TOR	60	38	515	13.6	55	3	16	3	205	94	0	MARSHALL, Jalin	EDM	18	10	62	6.2	25	2	2	0	21	33	0
ARCENEAUX, Emmanuel	EDM	52	39	513	13.2	66	1	14	2	228	100	1	STANBACK, William	MTL	6	6	61	10.2	22	1	0	0	60	41	0
EVANS, Shaq	SSK	61	32	487	15.2	42	2	3	4	151	92	0	ANDERSON III, Bruce	BC	11	8	60	7.5	13	0	2	0	51	35	0
WILLIAMS, D'haquille	SSK	59	29	480	16.6	45	4	9	5	88	101	1	DEDMON, DeVonte	OTT	8	8	58	7.3	12	0	0	0	48	24	0
WOLITARSKY, Drew	WPG	49	36	471	13.1	41	1	13	2	84	90	0	POWELL, William	OTT	14	9	55	6.1	13	0	2	0	41	15	0
PHILPOT, Tyson	MTL	53	39	459	11.8	66	2	8	2	285	76	0	GRANT, Janarion	WPG	10	6	54	9.0	22	0	0	0	50	22	0
ADDISON, Bralon	HAM	54	43	433	10.1	29	0	14	0	185	96	0	BRESCACIN, Juwan	TOR	7	6	53	8.8	19	1	2	0	14	48	0
JORDEN, Kamar	CGY	75	43	433	10.1	42	0	12	3	76	109	1	GREEN, Tanner	EDM	4	4	49	12.3	17	1	1	0	45	17	0
HARDY, Justin	OTT	62	44	416	9.5	35	0	8	1	207	94	0	BRUGGELING, Keaton	OTT	6	5	44	8.8	21	0	2	0	11	33	0
MAYALA, Hergy	MTL	50	33	409	12.4	69	2	14	1	85	102	1	MIDDLEMOST, Tyson	CGY	7	5	44	8.8	29	0	1	0	17	31	0
BUTLER, James	BC	58	53	384	7.2	20	4	9	0	344	66	0	MACKIE, David	BC	7	6	41	6.8	12	0	1	0	26	20	0
MORROW, Jamal	SSK	50	43	366	8.5	33	1	3	2	312	67	0	BURT, Jake	HAM	7	4	40	10.0	25	0	0	0	17	25	0
MCINNIS, Justin	SSK	47	33	364	11.0	57	2	11	1	142	111	1	HAYDEL, Jeremiah	TOR	11	6	39	6.5	17	0	1	0	10	37	0
JOHNSON, Shaquille	OTT	38	22	363	16.5	45	1	10	4	82	75	0	TUCK, James	SSK	5	4	38	9.5	22	0	0	0	20	27	0
FLETCHER, Walter	MTL	31	29	353	12.2	59	1	6	2	338	99	0	AWACHIE, Albert	SSK	4	4	38	9.5	14	0	0	0	32	25	0
OUELLETTE, A.J.	TOR	46	38	350	9.2	28	1	6	0	293	92	0	SHILTZ, Matt	HAM	3	3	37	12.3	20	0	0	0	37	20	0
HAKUNAVANHU, Luther	CGY	41	26	330	12.7	40	3	7	2	146	49	0	GOSSELIN, Anthony	OTT	6	4	35	8.8	14	0	0	0	16	14	0
PHILPOT, Jalen	CGY	33	23	317	13.8	54	3	10	2	111	69	0	WORTHY, Chandler	MTL	6	4	32	8.0	12	0	1	0	28	21	0
WHITE, Papi	HAM	45	31	309	10.0	36	0	6	2	177	81	0	AUGUSTINE, Johnny	WPG	8	4	32	8.0	13	0	1	0	29	19	0
DAVIS, Ryan	OTT	61	39	304	7.8	22	0	3	0	65	87	0	BUTLER, Emmanuel	HAM	5	3	30	10.0	12	0	0	0	8	30	0
MOORE, Kyran	SSK	49	36	295	8.2	24	0	7	0	100	76	0	JONES, Mike	HAM	5	3	30	10.0	12	0	2	0	5	30	0
BANE, Shawn	CGY	33	21	288	13.7	80	1	4	1	140	129	1	ROGERS, Eric	TOR	4	3	30	10.0	16	0	0	0	5	30	0
JONES, Tevin	SSK	29	20	265	13.3	40	3	7	2	107	67	0	LAFRANCE, Kienan	SSK	5	5	28	5.6	7	0	1	0	15	14	0
SINDANI, Richard	CGY	37	26	255	9.8	22	1	9	0	88	101	1	WRIGHT, Isaiah	TOR	3	2	26	13.0	24	0	0	0	12	26	0
OLIVEIRA, Brady	WPG	32	23	252	11.0	35	1	3	1	144	46	0	KAYA, Kevin	MTL	5	2	25	12.5	14	0	2	0	6	25	0
JOHNSON, Anthony	HAM	20	13	250	19.2	51	1	5	3	41	91	0	PRUNEAU, Antoine	OTT	1	1	23	23.0	23	0	0	0	6	23	0
CAREY, Ka'Deem	CGY	35	28	248	8.9	28	0	5	0	221	37	0	CROSS, Declan	TOR	3	2	22	11.0	17	0	0	0	11	22	0
LOCKSLEY, Kai	EDM	36	17	247	14.5	46	0	7	1	56	61	0	COOPER, Shaquille	SSK	3	3	21	7.0	13	0	1	0	21	21	0
SMITH, Kiondre	HAM	22	17	247	14.5	54	1	8	1	93	54	0	IRONS, Maleek	EDM	3	2	21	10.5	11	0	1	0	19	21	0
O'LEARY-ORANGE, Brend	WPG	27	19	233	12.3	23	1	5	0	86	72	0	BADIE, Sherman	EDM	6	4	18	4.5	12	0	0	0	18	16	0
JACKSON, Don	HAM	42	32	227	7.1	19	1	6	0	191	67	0	NELSON, Charles	EDM	2	2	18	9.0	10	0	0	0	15	10	0
UNGERER, David	HAM	21	16	225	14.1	41	1	5	2	75	56	0	LABELLE, Bruno	SSK	1	1	18	18.0	18	0	0	0	4	18	0
PICTON, Mitchell	SSK	25	18	220	12.2	47	2	9	1	61	56	0	SAULSBERRY, Christian	EDM	1	1	17	17.0	17	0	0	0	17	17	0
THOMAS-ERLINGTON, Sc	HAM	33	25	216	8.6	19	1	5	0	167	72	0	ADEBOBOYE, Daniel	TOR	4	4	16	4.0	8	0	0	0	12	8	0
COXIE, Damonte	TOR	35	15	210	14.0	39	0	5	2	66	68	0	WEAH, Jester	SSK	3	2	9	4.5	5	0	0	0	2	9	0
ANTWI, Jeshrun	MTL	40	30	200	6.7																				

## 2022 CFL PLAYER STATISTICS

## INDIVIDUAL RUSHING

RUSHING	Team	Pos	Car	Yds	Avg	LG	TD	Max	100
CAREY, Ka'Deem	CGY	RB	164	<b>1,088</b>	6.6	40	10	118	3
BUTLER, James	BC	RB	<b>210</b>	1,060	5.0	37	7	141	3
OLIVEIRA, Brady	WPG	RB	202	1,001	5.0	31	4	110	2
MORROW, Jamal	SSK	RB	126	666	5.3	51	3	126	2
ANTWI, Jeshrun	MTL	RB	106	600	5.7	70	0	98	0
HICKSON, Frankie	SSK	RB	85	533	6.3	63	1	129	1
OUELLETTE, A.J.	TOR	RB	98	516	5.3	34	2	92	0
CORNELIUS, Taylor	EDM	QB	71	502	<b>7.1</b>	56	7	93	0
HARRIS, Andrew	TOR	RB	114	490	4.3	19	0	143	2
BROWN, Kevin	EDM	RB	74	486	6.6	36	1	121	2
FLETCHER, Walter	MTL	RB	85	486	5.7	42	1	79	0
MILLS, Dedrick	CGY	RB	67	459	6.9	42	2	125	3
WILLIAMS, Devonte	OTT	RB	90	454	5.0	25	0	85	0
HILLS, Wes	HAM	RB	69	384	5.6	22	1	132	1
THOMAS ERLINGTON, Sean	HAM	RB	53	371	7.0	36	1	104	1
LOGAN, Peyton	CGY	RB	58	365	6.3	29	3	51	0
FAJARDO, Cody	SSK	QB	81	357	4.4	18	8	51	0
EVANS, Caleb	OTT	QB	88	354	4.0	26	<b>16</b>	82	0
POWELL, William	OTT	RB	71	306	4.3	20	1	79	0
ROURKE, Nathan	BC	QB	39	304	7.8	50	7	87	0
JACKSON, Don	HAM	RB	78	299	3.8	19	1	47	0
STEVENS, Tommy	CGY	QB	56	297	5.3	<b>85</b>	9	<b>163</b>	1
AUGUSTINE, Johnny	WPG	RB	65	290	4.5	24	0	57	0
MILANOVIC-LITRE, Ante	EDM	RB	54	241	4.5	17	1	53	0
BENNETT, Jackson	OTT	RB	50	234	4.7	21	0	63	0
PRUKOP, Dakota	WPG	QB	53	209	3.9	21	6	42	0
EVANS, Dane	HAM	QB	59	202	3.4	12	4	39	0
HARRIS, Trevor	MTL	QB	24	168	7.0	26	0	39	0
BETHEL-THOMPSON, McLeod	TOR	QB	35	166	4.7	17	0	32	0
MCCRAE, Greg	WPG	RB	21	164	7.8	22	0	27	0
STANBACK, William	MTL	RB	34	153	4.5	19	1	65	0
SHILTZ, Matthew	HAM	QB	28	152	5.4	30	1	42	0
DEMSKI, Nic	WPG	WR	20	151	7.6	27	0	36	0
FORD, Tre	EDM	QB	19	149	7.8	28	0	72	0
KELLY, Chad	TOR	QB	25	137	5.5	42	6	50	0
PIPKIN, Antonio	BC	QB	43	137	3.2	16	7	31	0
ADAMS JR., Vernon	BC	QB	14	129	9.2	24	0	38	0
WILDER JR., James	EDM	RB	28	124	4.4	11	0	45	0
LOCKSLEY, Kai	EDM	WR	48	117	2.4	21	7	6	0
DAVIS, Dominique	MTL	QB	63	111	1.8	8	13	13	0
BADIE, Sherman	EDM	RB	26	109	4.2	13	1	39	0
PHILPOT, Jalen	CGY	WR	10	102	10.2	32	0	35	0
MACKIE, David	BC	RB	19	94	4.9	25	1	90	0
NEWMAN, Jamie	HAM	QB	20	83	4.2	30	5	3	0
GRANT, Janarion	WPG	WR	8	74	9.3	23	0	2	0
SCHAFFER-BAKER, Kian	SSK	WR	13	74	5.7	16	0	29	0
ADEBOBOYE, Daniel	TOR	RB	15	72	4.8	15	0	40	0
IRONS, Maleek	EDM	RB	18	70	3.9	11	1	28	0
ADDISON, Bralon	HAM	WR	12	67	5.6	21	0	23	0
ANDERSON, Bruce	BC	RB	19	67	3.5	12	0	0	0
ARBUCKLE, Nick	OTT	QB	15	65	4.3	18	2	25	0
BAILEY, Rasheed	WPG	WR	8	65	8.1	19	0	24	0
FEASTER, Tevien	MTL	RB	11	62	5.6	15	0	6	0
WHITE, Tim	HAM	WR	9	60	6.7	13	0	21	0

RUSHING	Team	Pos	Car	Yds	Avg	LG	TD	Max	100
FINE, Mason	SSK	QB	9	52	5.8	14	0	20	0
COLLAROS, Zach	WPG	QB	6	49	8.2	11	0	11	0
MAIER, Jake	CGY	QB	8	47	5.9	8	0	-1	0
BEGELTON, Reggie	CGY	WR	4	42	10.5	19	0	19	0
BROWN, dru	WPG	QB	19	39	2.1	12	3	14	0
LAFRANCE, Kienan	SSK	RB	9	39	4.3	11	0	0	0
MASOLI, Jeremiah	OTT	QB	11	39	3.5	8	1	5	0
ADAMS JR., Vernon	MTL	QB	8	33	4.1	10	1	22	0
LEAKE, Javon	TOR	RB	10	32	3.2	9	0	0	0
ADAMS, Tyrie	OTT	QB	4	31	7.8	15	0	30	0
MITCHELL, Bo Levi	CGY	QB	7	26	3.7	11	0	12	0
WILLIAMS, Terry	OTT	WR	5	26	5.2	12	0	14	0
BANKS, Brandon	TOR	WR	4	25	6.3	14	1	14	0
ALEXANDER, Davis	MTL	QB	5	22	4.4	10	1	22	0
GITTENS JR., Kurleigh	TOR	WR	5	21	4.2	10	0	10	0
NORMAND, Christophe	MTL	RB	1	21	21.0	21	0	21	0
GILLANDERS, Brendan	OTT	RB	5	20	4.0	10	0	20	0
PHILPOT, Tyson	MTL	WR	1	16	16.0	16	0	16	0
NELSON, Charles	EDM	WR	3	15	5.0	11	0	18	0
MORTON, Jalen	HAM	QB	5	14	2.8	9	0	11	0
MITCHELL, Dillon	EDM	WR	1	13	13.0	13	0	13	0
WHITE, Papi	HAM	WR	6	13	2.2	13	0	15	0
DOLEGALA, Jake	SSK	QB	2	12	6.0	7	0	12	0
HAYDEL, Jeremiah	TOR	WR	1	11	11.0	11	0	11	0
ARBUCKLE, Nick	EDM	QB	3	9	3.0	6	0	6	0
HENRY, Malik	CGY	WR	2	8	4.0	9	0	9	0
COOPER, Shaquille	SSK	RB	5	7	1.4	5	0	7	0
SAULSBERRY, Christian	EDM	RB	1	7	7.0	7	0	7	0
WORTHY, Chandler	MTL	WR	1	6	6.0	6	0	6	0
DEDMON, Devonte	OTT	WR	2	5	2.5	3	0	3	0
HARDY, Justin	OTT	WR	1	5	5.0	5	0	5	0
IRONS, Maleek	HAM	RB	1	3	3.0	3	0	3	0
POWER, Charlie	CGY	RB	1	3	3.0	3	0	3	0
SCHOEN, Dalton	WPG	WR	1	3	3.0	3	0	3	0
JACKSON, Martese	EDM	RB	1	2	2.0	2	0	2	0
MILLER, Mike	WPG	RB	2	2	1.0	1	1	2	0
WHITEHEAD, Lucky	BC	WR	2	2	1.0	3	0	3	0
O'CONNOR, Michael	BC	QB	1	1	1.0	1	1	1	0
SIMMONS, Austin	TOR	QB	2	0	0.0	0	0	0	0
BANE, Shawn	CGY	WR	1	-1	-1.0	-1	0	-1	0
DAVIS, Ryan	OTT	WR	3	-1	-0.3	0	0	0	0
MOORE, Kyran	SSK	WR	2	-3	-1.5	1	0	-3	0
LIEGGHIO, Marc	WPG	K-P	1	-4	-4.0	-4	0	-4	0

### 2022 PLAYERS WITH MULTIPLE TEAMS

RUSHING	Team	Car	Yds	Avg	LG	TD	Max	100
ADAMS JR., Vernon	BC	14	129	9.2	24	0	38	0
	MTL	8	33	4.1	10	1	22	0
ARBUCKLE, Nick	OTT	15	65	4.3	18	2	25	0
	EDM	3	9	3.0	6	0	6	0
IRONS, Maleek	EDM	18	70	3.9	11	1	28	0
	HAM	1	3	3.0	3	0	3	0

## 2022 CFL PLAYER STATISTICS

## INDIVIDUAL KICKING

FG & SCORING		BASE FG STATISTICS:					-- <40 Yds --			-- 40+ Yds --			FGs Attd		FGs Made		50+ Yd		CONVERTS			SINGLES:			Kick	
Player	Tm	FGA	FG	Pct	LG	S	Att	Md	Pct	Att	Md	Pct	Yards	Avg	Yards	Avg	Att	Md	Att	Md	Pct	FG	Pt	KO	Pts	
WHYTE, Sean	BC	39	36	92.3	50	1	30	29	96.7	9	7	77.8	1,465	37.6	1,292	35.9	1	1	55	54	98.2	1	0	0	163	
SMALL, Seth	HAM	43	39	90.7	58	2	30	29	96.7	13	10	76.9	1,208	28.1	1,083	27.8	5	4	27	26	96.3	2	0	0	145	
PAREDES, René	CGY	60	54	90.0	53	1	41	40	97.6	19	14	73.7	2,070	34.5	1,804	33.4	6	5	49	47	95.9	1	0	1	211	
CÔTE, David	MTL	51	44	86.3	52	1	31	28	90.3	20	16	80.0	1,633	32.0	1,350	30.7	6	2	37	36	97.3	1	0	0	169	
WARD, Lewis	OTT	57	49	86.0	51	3	40	38	95.0	17	11	64.7	1,865	32.7	1,524	31.1	5	3	27	25	92.6	3	0	0	175	
CASTILLO, Sergio	EDM	44	37	84.1	52	2	24	23	95.8	20	14	70.0	1,650	37.5	1,316	35.6	6	3	29	26	89.7	2	0	1	140	
LAUTHER, Brett	SSK	50	41	82.0	57	4	31	28	90.3	19	13	68.4	1,733	34.7	1,334	32.5	6	4	27	25	92.6	4	0	0	152	
LIEGGHIO, Marc	WPG	39	32	82.1	55	0	24	21	87.5	15	11	73.3	1,316	33.7	1,021	31.9	3	1	61	56	91.8	0	6	0	158	
BEDE, Boris	TOR	55	43	78.2	56	8	29	28	96.6	26	15	57.7	1,926	35.0	1,379	32.1	7	4	37	34	91.9	8	0	1	172	
<b>FG - NON-QUALIFIERS:</b>																										
DOMAGALA, Mi.	BC	16	12	75.0	52	0	9	9	100.0	7	3	42.9	591	36.9	395	32.9	3	1	5	4	80.0	0	3	1	44	
<b>OTHER KICK SCORERS:</b>																										
HAGGERTY, John	TOR	0	0																		0	5	0	5		
VEDVIK, Kaare	SSK	0	0																		0	4	1	5		
FLINTOFT, Stefan	BC	0	0																		0	4	0	4		
GRACE, Cody	CGY	0	0																		0	3	0	3		
ZEMA, Joseph	MTL	0	0																		0	3	0	3		
LEONE, Richie	OTT	0	0																		0	3	0	3		
RYAN, Jon	EDM	0	0																		0	3	0	3		
MENGEL, Matt	EDM	0	0																		0	1	0	1		
<b>CFL-WIDE TOTAL</b>		<b>454</b>	<b>387</b>	<b>85.2</b>	<b>58</b>	<b>22</b>	<b>289</b>	<b>273</b>	<b>94.5</b>	<b>165</b>	<b>114</b>	<b>69.1</b>	<b>15457</b>	<b>34.0</b>	<b>12498</b>	<b>32.3</b>	<b>48</b>	<b>28</b>	<b>354</b>	<b>333</b>	<b>94.1</b>	<b>22</b>	<b>35</b>	<b>5</b>		

Notes: 1. Min. 20 attempts to qualify for FG% leadership. 2. 50+ yard FG results shown above are included in the 40+ yard totals. 3. Convert kicks from 32 yards.

PUNTING		BASE PUNTING:					
Player	Tm	No	Yds	Avg	LG	S	I10
GRACE, Cody	CGY	82	3,951	48.2	77	3	4
HAGGERTY, John	TOR	107	5,155	48.2	83	5	12
FLINTOFT, Stefan	BC	104	4,935	47.5	89	4	10
ZEMA, Joseph	MTL	85	4,017	47.3	65	3	8
LIEGGHIO, Marc	WPG	91	4,264	46.9	74	6	8
LEONE, Richie	OTT	112	5,199	46.4	86	3	11
DOMAGALA, Michael	HAM	65	2,910	44.8	82	3	4
VEDVIK, Kaare	SSK	107	4,761	44.5	78	4	4
RYAN, Jon	EDM	62	2,681	43.2	60	3	3
<b>NON-QUALIFIERS:</b>							
MENGEL, Matt	EDM	24	1,132	47.2	63	1	2
LARYEA, Simon	HAM	23	1,020	44.3	61	0	2
SMITH, James	CGY	18	795	44.2	72	0	1
CASTILLO, Sergio	EDM	8	308	38.5	50	0	0
HAYES, Blake	HAM	6	278	46.3	51	0	1
BEDE, Boris	TOR	5	248	49.6	53	0	0
<b>CFL TOTALS</b>		<b>899</b>	<b>41654</b>	<b>46.3</b>	<b>89</b>	<b>35</b>	<b>70</b>

NET PUNTING:		
Rets	Net Yds	Net
580	3,251	39.6
1,007	3,948	36.9
865	3,910	37.6
659	3,238	38.1
704	3,320	36.5
755	4,324	38.6
415	2,375	36.5
740	3,861	36.1
502	2,059	33.2
213	879	36.6
175	845	36.7
145	650	36.1
42	266	33.3
39	239	39.8
45	203	40.6
<b>6,886</b>	<b>33,368</b>	<b>37.1</b>

KICKOFFS		KICKOFF DATA:				
Player	Tm	No	Yds	Avg	LG	S
BEDE, Boris	TOR	61	4,188	68.7	100	1
DOMAGALA, Michael	HAM	60	3,994	66.6	95	1
PAREDES, René	CGY	79	5,157	65.3	97	1
LIEGGHIO, Marc	WPG	90	5,750	63.9	88	0
LAUTHER, Brett	SSK	33	2,064	62.5	76	0
CÔTE, David	MTL	70	4,369	62.4	85	0
FLINTOFT, Stefan	BC	80	4,933	61.7	76	0
LEONE, Richie	OTT	50	3,033	60.7	73	0
CASTILLO, Sergio	EDM	48	2,878	60.0	100	1
<b>NON-QUALIFIERS:</b>						
VEDVIK, Kaare	SSK	20	1,334	66.7	84	1
MENGEL, Matt	EDM	7	454	64.9	70	0
MESKELL, Ryan	EDM	4	230	57.5	61	0
SMALL, Seth	HAM	3	205	68.3	72	0
WARD, Lewis	OTT	3	42	14.0	16	0
<b>CFL TOTALS</b>		<b>608</b>	<b>38631</b>	<b>63.5</b>	<b>100</b>	<b>5</b>

Notes: 1. Net punting = Total yards less return yards less 40 yards per punt single.

2022 BLOCKED KICKS					
Player	Tm	No	Date	Type	Oppt
MCKNIGHT, Romeo	CGY	1	Sep 05	Punt	EDM
ROSE, Mike	CGY	1	Jun 09	FG	MTL
MOORE, Charlie	CGY	1	Sep 10	Punt	EDM
COLEMAN, Davon	OTT	1	Aug 27	FG	EDM
ALLEN, A.J.	SSK	1	Sep 16	Punt	EDM
ELLIS, Jabari	MTL	1	Oct 28	Punt	TOR
BROWN, Blace	SSK	1	Oct 07	Punt	HAM
HOYTE, Trevor	TOR	1	Aug 06	Punt	HAM

2022 OWN TEAM ONSIDE KICK RECOVERIES					
Recovered by	Tm	Type	Kicker	Date	Oppt
CÔTE, David	MTL	Kickoff	CÔTE, David	Jul 14	EDM
EMILUS, Samuel	SSK	Kickoff	LAUTHER, Brett	Oct 22	CGY
GRACE, Cody	CGY	Punt	GRACE, Cody	Oct 29	SSK
MIDDLEMOST, Tyson	CGY	Kickoff	PAREDES, Rene	Oct 14	HAM
STATZ, Nick	CGY	Kickoff	PAREDES, Rene	Sep 24	BC
VEDVIK, Kaare	SSK	Punt	VEDVIK, Kaare	Oct 07	HAM

**2022 CFL PLAYER STATISTICS**

**INDIVIDUAL KICK RETURNS & YARDS FROM SCRIMMAGE**

KICKOFF RETURNS						
Player	Tm	No	Yds	Avg	LG	TD
WILLIAMS, Terry	OT-BC	61	1,526	25.0	41	0
WORTHY, Chandler	MTL	51	1,220	23.9	88	2
ALFORD, Mario	ML-SK	40	1,030	25.8	98	2
WOODS, Lawrence	HAM	43	990	23.0	72	1
GRANT, Janarion	WPG	31	782	25.2	97	1
LOGAN, Peyton	CGY	26	637	24.5	99	1
SAULSBERRY, Christian	EDM	34	635	18.7	40	0
PHILPOT, Jalen	CGY	21	573	27.3	77	0
LEAKE, Javon	TOR	22	504	22.9	50	0
NELSON, Charles	EDM	27	503	18.6	28	0
<b>NON-QUALIFIERS:</b>						
ROSS, Shai	ED-BC	19	369	19.4	27	0
MORROW, Jamal	SSK	17	358	21.1	31	0
PHILPOT, Tyson	MTL	12	342	28.5	60	0
WHITE, Tim	HAM	14	311	22.2	35	0
GITTENS JR., Kurliegh	TOR	17	307	18.1	33	0
PURIFOY, Loucheiz	BC	13	264	20.3	35	0
HAYDEL, Jeremiah	TOR	10	219	21.9	87	1
MARSHALL, Jalin	EDM	9	183	20.3	30	0
DEDMON, DeVonte	OTT	8	182	22.8	34	0
WRIGHT, Isaiah	TOR	7	169	24.1	44	0
HICKSON, Frankie	SSK	7	168	24.0	32	0
DAVIS, Ryan	OTT	9	166	18.4	26	0
BENNETT, Jackson	OTT	8	160	20.0	43	0
BANE, Shawn	CGY	7	156	22.3	31	0
PARKER, Jamal	WPG	4	104	26.0	28	0
CARTER, Duron	EDM	4	67	16.8	24	0
JACKSON, Martese	EDM	3	58	19.3	24	0
JONES, Tevin	SSK	3	49	16.3	19	0
PICKETT, Adarius	MTL	2	46	23.0	33	0
BRISSETT, Dejon	TOR	3	44	14.7	27	0
LANGLAIS, William	CGY	4	43	10.8	24	0
FORD, Tyrell	WPG	2	36	18.0	19	0
MITCHELL, Dillon	EDM	2	36	18.0	21	0
THOMAS ERLINGTON, Sean	HAM	2	33	16.5	17	0
WYNN, Shane	BC	2	33	16.5	19	0
ONYEKA, Kene	OTT	4	30	7.5	14	0
LEONARD, Raphael	EDM	1	26	26.0	26	0
ANDERSON III, Bruce	BC	2	25	12.5	17	0
NEWMAN, Warren	MTL	2	20	10.0	17	0
HARDY, Justin	OTT	1	19	19.0	19	0
GOSSSELIN, Anthony	OTT	2	17	8.5	13	0
LYON, Nafees	EDM	1	17	17.0	17	0
RANDLE JR., Rodney	MTL	0	17	17	17	0
HOLM, Evan	WPG	1	16	16.0	16	0
LAFRANCE, Kienan	SSK	1	16	16.0	16	0
AUGUSTINE, J	WPG	1	15	15.0	15	0
BURTENSHAW, Konner	WPG	1	15	15.0	15	0
IRONS, Maleek	HAM	1	12	12.0	12	0
KRAMDI, Redha	WPG	1	12	12.0	12	0
AWACHIE, Albert	SSK	1	9	9.0	9	0
MACK, LB	WPG	1	9	9.0	9	0
MCCRAE, Greg	WPG	2	8	4.0	6	0
ADEYEMI-BERGLUND, Isa	CGY	1	7	7.0	7	0
VILLAMIZAR, Mario	BC	1	7	7.0	7	0
MILANOVIC-LITRE, Ante	EDM	1	6	6.0	6	0
LENIUS, Brayden	SSK	1	4	4.0	4	0
GRACE, Cody	CGY	1	3	3.0	3	0
LABELLE, Bruno	SSK	1	3	3.0	3	0
ORIMOLADE, Folarin	CGY	2	3	1.5	2	0
JEFFERSON, Willie	WPG	1	0	0.0	0	0
JORDEN, Kamar	CGY	1	0	0.0	0	0
RHYMES, Dominique	BC	1	0	0.0	0	0
SINDANI, Richard	CGY	1	0	0.0	0	0

**NOTE:** Randle Jr.'s return yards occurred following laterals, therefore yards are credited but no attempt

PUNT RETURNS						
Player	Tm	No	Yds	Avg	LG	TD
GRANT, Janarion	WPG	63	817	13.0	94	2
WOODS, Lawrence	HAM	62	807	13.0	88	0
LOGAN, Peyton	CGY	74	787	10.6	46	0
WILLIAMS, Terry	OT-BC	67	642	9.6	36	0
WORTHY, Chandler	MTL	47	547	11.6	44	0
ALFORD, Mario	ML-SK	44	530	12.0	104	1
ROSS, Shai	ED-BC	31	284	9.2	36	0
<b>NON-QUALIFIERS:</b>						
SAULSBERRY, Christian	EDM	19	235	12.4	38	0
LEAKE, Javon	TOR	22	186	8.5	17	0
DEDMON, DeVonte	OTT	13	174	13.4	42	0
BANKS, Brandon	TOR	24	163	6.8	35	0
PHILPOT, Tyson	MTL	11	153	13.9	58	0
DAVIS, Ryan	OTT	23	146	6.3	18	0
MORROW, Jamal	SSK	17	143	8.4	14	0
WHITE, Papi	HAM	12	103	8.6	20	0
HAYDEL, Jeremiah	TOR	14	89	6.4	11	0
WHITEHEAD, Lucky	BC	14	86	6.1	13	0
NELSON, Charles	EDM	14	85	6.1	14	0
MITCHELL, Dillon	EDM	12	82	6.8	33	0
BANE, Shawn	CGY	9	80	8.9	20	0
HENRY, Malik	CGY	5	63	12.6	21	0
WRIGHT, Isaiah	TOR	10	58	5.8	9	0
WYNN, Shane	BC	6	53	8.8	15	0
EMILUS, Samuel	SSK	7	52	7.4	14	0
MOORE, Kyran	SSK	5	47	9.4	13	0
SAYLES, Marcus	BC	7	46	6.6	15	0
MARSHALL, Jalin	EDM	4	42	10.5	18	0
CARTER, Duron	EDM	6	38	6.3	13	0
HOLM, Evan	WPG	4	37	9.3	21	0
ADDISON, Bralon	HAM	3	32	10.7	23	0
HARDY, Justin	OTT	2	30	15.0	15	0
HARRIS, RJ	OTT	3	30	10.0	17	0
BRISSETT, Dejon	TOR	4	28	7.0	18	0
JACKSON, Martese	EDM	3	27	9.0	19	0
ADELEKE, Tunde	HAM	3	25	8.3	12	0
PHILPOT, Jalen	CGY	1	24	24.0	24	0
NEWMAN, Warren	MTL	2	18	9.0	9	0
FORD, Tyrell	WPG	1	17	17.0	17	0
UNGERER, David	HAM	3	15	5.0	12	0
SUTTON, Wes	MTL	1	11	11.0	11	0
GODWIN, Terry	HAM	1	9	9.0	9	0
STATZ, Nicholas	CGY	1	9	9.0	9	0
LEONARD, Raphael	EDM	1	8	8.0	8	0
PICKETT, Adarius	MTL	1	8	8.0	8	0
WHITE, Tim	HAM	1	8	8.0	8	0
SMITH, Kiondre	HAM	1	6	6.0	6	0
MOXEY, Jonathan	CGY	1	5	5.0	5	0
TAYLOR, Nicholas	WPG	1	4	4.0	4	0
EVANS, Ciente	HAM	1	0	0.0	0	0
FLINTOFT, Stefan	BC	1	0	0.0	0	0
GAINEY, Ed	EDM	3	-3	-1.0	4	0

**Rankings based on:**  
 - K/O return average, min. 20 atts  
 - Punt return average, min. 30 atts

MISSED FG RETURNS						
Player	Tm	No	Yds	LG	TD	
WILLIAMS, Terry	OT-BC	7	246	90	0	
ALFORD, Mario	ML-SK	3	129	112	1	
LOGAN, Peyton	CGY	1	122	122	1	
GRANT, Janarion	WPG	3	90	49	0	
SAULSBERRY, Christian	EDM	3	78	51	0	
DEDMON, Devonte	OTT	2	76	57	0	
WORTHY, Chandler	MTL	3	57	29	0	
NELSON, Charles	EDM	2	50	27	0	
WOODS, Lawrence	HAM	3	48	35	0	
HOLM, Evan	WPG	1	43	43	0	
DAVIS, Ryan	OTT	1	37	37	0	
PHILPOT, Jalen	CGY	2	35	29	0	
EMILUS, Samuel	SSK	1	33	33	0	
WHITEHEAD, Lucky	BC	2	33	20	0	
JACKSON, Martese	EDM	1	26	26	0	
ROSS, Shai	ED-BC	1	20	20	0	
HARRIS, R.J.	OTT	1	16	16	0	
PHILPOT, Tyson	MTL	1	16	16	0	
ADELEKE, Tunde	HAM	1	14	14	0	
BANKS, Brandon	TOR	1	12	12	0	
CARTER, Duron	EDM	1	2	2	0	

SCRIMMAGE YARDS LEADERS				
Player	Tm	Rush	Recg	Total
BUTLER, James	BC	1,060	384	1,444
SCHOEN, Dalton	WPG	3	1,441	1,444
RHYMES, Dominique	BC	0	1,401	1,401
CAREY, Ka'Deem	CGY	1,088	248	1,336
WHITE, Tim	HAM	60	1,265	1,325
LEWIS, Eugene	MTL	0	1,303	1,303
OLIVEIRA, Brady	WPG	1,001	252	1,253
ACKLIN, Jaelon	OTT	0	1,169	1,169
GITTENS JR., K	TOR	21	1,101	1,122
HATCHER, Keon	BC	0	1,043	1,043
SCHAFFER-BAKER, K	SSK	74	960	1,034
MORROW, Jamal	SSK	666	366	1,032
HENRY, Malik	CGY	8	1,023	1,031
WHITEHEAD, Lucky	BC	2	1,011	1,013
DUNBAR JR., Steven	HAM	0	1,000	1,000
BEGELTON, Reggie	CGY	42	957	999
ADAMS, Darvin	OTT	0	949	949
DEMSKI, Nic	WPG	151	772	923
LAWLER, Kenny	EDM	0	894	894
WALKER, Derel	EDM	0	874	874
OUELLETTTE, A.J.	TOR	516	350	866
DANIELS, DaVaris	TOR	0	860	860
FLETCHER, Walter	MTL	486	353	839
ANTWI, Jeshrun	MTL	600	200	800
BAILEY, Rasheed	WPG	65	729	794
AMBLES, Markeith	TOR	0	737	737
BEHAR, Nate	OTT	0	727	727
WHITE JR., Reggie	MTL	0	722	722
HARRIS, Andrew	TOR	490	180	670
BROWN, Kevin	EDM	486	176	662
MITCHELL, Dillon	EDM	13	637	650
HICKSON, Frankie	SSK	533	106	639
WILLIAMS, Devonte	OTT	454	159	613
ELLINGSON, Greg	WPG	0	598	598
BURNHAM, Bryan	BC	0	596	596
WIENEKE, Jake	MTL	0	589	589
T-ERLINGTON, Sean	HAM	371	216	587
MILLS, Diedrick	CGY	459	105	564
LOGAN, Peyton	CGY	365	192	557
COTTOY, Jevon	BC	0	551	551

## 2022 CFL PLAYER STATISTICS

## FUMBLES & COMBINED YARDS

2022 FUMBLES							
Player	Tm	Fm	Lst	Player	Tm	Fm	Lst
EVANS, Dane	HAM	8	7	HATCHER, Keon	BC	1	1
HARRIS, Trevor	MTL	6	4	BURNHAM, Bryan	BC	1	1
BETHEL-THOMPSON, M	TOR	6	4	ANDERSON III, Bruce	BC	1	1
LOGAN, Peyton	CGY	5	3	HENRY, Malik	CGY	1	1
CORNELIUS, Taylor	EDM	5	3	CAREY, Ka'Deem	CGY	1	1
COLLARIOS, Zach	WPG	5	4	JORDEN, Kamar	CGY	1	1
ROURKE, Nathan	BC	4	3	MILLS, Diedrick	CGY	1	1
SAULSBERRY, Christian	EDM	4	1	CASTILLO, Sergio	EDM	1	1
WOODS, Lawrence	HAM	4	1	KORTE, Mark	EDM	1	1
WORTHY, Chandler	MTL	4	1	LEONARD, Raphael	EDM	1	1
ANTWI, Jeshrun	MTL	4	3	CARTER, Duron	EDM	1	1
BEHAR, Nate	OTT	4	3	FORD, Tre	EDM	1	1
ARBUCKLE, Nick	ED-OT	6	4	JOHNSON, Anthony	HAM	1	1
EVANS, Caleb	OTT	4	1	SMITH, Kiondre	HAM	1	1
FAJARDO, Cody	SSK	4	2	WHITE JR., Reggie	MTL	1	1
HARRIS, Andrew	TOR	4	3	POWELL, William	OTT	1	1
GODBER, Peter	BC	3	0	HAGGERTY, John	TOR	1	1
RYAN, Jon	EDM	3	2	OUELLETTE, A.J.	TOR	1	1
NELSON, Charles	EDM	3	1	AUGUSTINE, Johnny	WPG	1	0
GRANT, Janarion	WPG	3	1	PRUKOP, Dakota	WPG	1	0
ADAMS JR, Vernon	ML-BC	4	2	PETERS, Garry	BC	1	0
BUTLER, James	BC	2	1	WILLIAMS, Jordan	BC	1	0
PHILPOT, Jalen	CGY	2	2	ROSS, Shai	ED-BC	1	0
LAWLER, Kenny	EDM	2	1	MAIER, Jake	CGY	1	0
BROWN, Kevin	EDM	2	1	BELL, Bryce	CGY	1	0
DOMAGALA, Michael	HAM	2	2	DUKES, DeVontres	CGY	1	0
DUNBAR, Steven	HAM	2	2	MARSHALL, Jalin	EDM	1	0
HILLS, Wes	HAM	2	1	WALKER, Derel	EDM	1	0
WHITE, Tim	HAM	2	1	MENGEL, Matt	EDM	1	0
SHILTZ, Matt	HAM	2	1	WHITE, Papi	HAM	1	0
FLETCHER, Walter	MTL	2	1	UNGERER, David	HAM	1	0
PHILPOT, Tyson	MTL	2	0	PICKETT, Adarius	MTL	1	0
JAMIESON, Sean	MTL	2	0	COTE, David	MTL	1	0
DEDMON, Devonte	OTT	2	2	WIENEKE, Jake	MTL	1	0
DAVIS, Ryan	OTT	2	0	LEWIS, Eugene	MTL	1	0
MORROW, Jamal	SSK	2	2	ACKLIN, Jaelon	OTT	1	0
KELLY, Chad	TOR	2	2	CIRACO, Darius	OTT	1	0
HAYDEL, Jeremiah	TOR	2	2	WILLIAMS, Terry	OT-BC	1	0
BANKS, Brandon	TOR	2	1	MASOLI, Jeremiah	OTT	1	0
LAWRENCE, Justin	TOR	2	1	BANDY, Logan	SSK	1	0
AMBLES, Markeith	TOR	2	0	JONES, Tevin	SSK	1	0
EMILUS, Samuel	SSK	1	1	LAFRANCE, Kienan	SSK	1	0
ALFORD, Mario	ML-SK	1	1	TUCK, James	SSK	1	0
FINE, Mason	SSK	1	1	GITTENS JR., Kurleigh	TOR	1	0
SCHOEN, Dalton	WPG	1	1	WRIGHT, Isaiah	TOR	1	0
COTTOY, Jevon	BC	1	1	LEAKE, Javon	TOR	1	0
MACKIE, David	BC	1	1	COUTURE, Michael	WPG	1	0
PIPKIN, Antonio	BC	1	1				

2022 COMBINED YARDS LEADERS										
Player	Tm	Rush	Rec	Scrm	PR	KO	FG	Comb		
WILLIAMS, Terry	OT-BC	26	71	<b>97</b>	642	1,526	246	<b>2,511</b>		
LOGAN, Peyton	CGY	365	192	<b>557</b>	787	612	122	<b>2,078</b>		
WORTHY, Chandler	MTL	6	32	<b>38</b>	547	1,220	57	<b>1,862</b>		
WOODS, Lawrence	HAM	0	0	<b>0</b>	807	990	48	<b>1,845</b>		
GRANT, Janarion	WPG	74	54	<b>128</b>	817	782	90	<b>1,817</b>		
ALFORD, Mario	ML-SK	0	0	<b>0</b>	530	1,030	129	<b>1,689</b>		
WHITE, Tim	HAM	60	1,265	<b>1,325</b>	8	311	0	<b>1,644</b>		
MORROW, Jamal	SSK	666	366	<b>1,032</b>	143	358	0	<b>1,533</b>		
BUTLER, James	BC	1,060	384	<b>1,444</b>	0	0	0	<b>1,444</b>		
SCHOEN, Dalton	WPG	3	1,441	<b>1,444</b>	0	0	0	<b>1,444</b>		
GITTENS JR., Kurleigh	TOR	21	1,101	<b>1,122</b>	0	307	0	<b>1,429</b>		
RHYMES, Dominique	BC	0	1,401	<b>1,401</b>	0	0	0	<b>1,401</b>		
CAREY, Ka'Deem	CGY	1,088	248	<b>1,336</b>	0	0	0	<b>1,336</b>		
LEWIS, Eugene	MTL	0	1,303	<b>1,303</b>	0	0	0	<b>1,303</b>		
OLIVEIRA, Brady	WPG	1,001	252	<b>1,253</b>	0	0	0	<b>1,253</b>		
ACKLIN, Jaelon	OTT	0	1,169	<b>1,169</b>	0	0	0	<b>1,169</b>		
WHITEHEAD, Lucky	BC	2	1,011	<b>1,013</b>	86	0	33	<b>1,132</b>		
HENRY, Malik	CGY	8	1,023	<b>1,031</b>	63	0	0	<b>1,094</b>		
PHILPOT, Jalen	CGY	102	317	<b>419</b>	24	598	35	<b>1,076</b>		
HATCHER, Keon	BC	0	1,043	<b>1,043</b>	0	0	0	<b>1,043</b>		
SCHAFFER-BAKER, K	SSK	74	960	<b>1,034</b>	0	0	0	<b>1,034</b>		
DUNBAR, Steven	HAM	0	1,000	<b>1,000</b>	0	0	0	<b>1,000</b>		
BEGELTON, Reggie	CGY	42	957	<b>999</b>	0	0	0	<b>999</b>		
PHILPOT, Tyson	MTL	16	459	<b>475</b>	153	342	16	<b>986</b>		
SAULSBERRY, C	EDM	7	17	<b>24</b>	235	635	78	<b>972</b>		
ADAMS, Darvin	OTT	0	949	<b>949</b>	0	0	0	<b>949</b>		
DEMSKI, Nic	WPG	151	772	<b>923</b>	0	0	0	<b>923</b>		
LAWLER, Kenny	EDM	0	894	<b>894</b>	0	0	0	<b>894</b>		
WALKER, Derel	EDM	0	874	<b>874</b>	0	0	0	<b>874</b>		
QUELETTE, AJ	TOR	516	350	<b>866</b>	0	0	0	<b>866</b>		
DANIELS, DaVaris	TOR	0	860	<b>860</b>	0	0	0	<b>860</b>		
FLETCHER, Walter	MTL	486	353	<b>839</b>	0	0	0	<b>839</b>		
HICKSON, Frankie	SSK	533	106	<b>639</b>	0	168	0	<b>807</b>		
ANTWI, Jeshrun	MTL	600	200	<b>800</b>	0	0	0	<b>800</b>		
LEAKE, Javon	TOR	32	74	<b>106</b>	186	504	0	<b>796</b>		
BAILEY, Rasheed	WPG	65	729	<b>794</b>	0	0	0	<b>794</b>		
MITCHELL, Dillon	EDM	13	637	<b>650</b>	82	36	0	<b>768</b>		
AMBLES, Markeith	TOR	0	737	<b>737</b>	0	0	0	<b>737</b>		
BEHAR, Nate	OTT	0	727	<b>727</b>	0	0	0	<b>727</b>		
WHITE JR., Reggie	MTL	0	722	<b>722</b>	0	0	0	<b>722</b>		
BANKS, Brandon	TOR	25	522	<b>547</b>	163	0	12	<b>722</b>		
ROSS, Shai	ED-BC	0	0	<b>0</b>	284	369	20	<b>673</b>		
NELSON, Charles	EDM	15	18	<b>33</b>	85	503	50	<b>671</b>		
HARRIS, Andrew	TOR	490	180	<b>670</b>	0	0	0	<b>670</b>		
BROWN, Kevin	EDM	486	176	<b>662</b>	0	0	0	<b>662</b>		
DAVIS, Ryan	OTT	-1	304	<b>303</b>	146	166	37	<b>652</b>		
T-ERLINGTON, S	HAM	371	216	<b>587</b>	0	33	0	<b>620</b>		
WILLIAMS, Devonte	OTT	454	159	<b>613</b>	0	0	0	<b>613</b>		
ELLINGSON, Greg	WPG	0	598	<b>598</b>	0	0	0	<b>598</b>		
BURNHAM, Bryan	BC	0	596	<b>596</b>	0	0	0	<b>596</b>		
WIENEKE, Jake	MTL	0	589	<b>589</b>	0	0	0	<b>589</b>		
MILLS, Diedrick	CGY	459	105	<b>564</b>	0	0	0	<b>564</b>		
COTTOY, Jevon	BC	0	551	<b>551</b>	0	0	0	<b>551</b>		
ADDISON, Bralon	HAM	67	433	<b>500</b>	32	0	0	<b>532</b>		
JACKSON, Don	HAM	299	227	<b>526</b>	0	0	0	<b>526</b>		
BANE, Shawn	CGY	-1	288	<b>287</b>	80	156	0	<b>523</b>		
JULIEN-GRANT, Kaion	MTL	0	517	<b>517</b>	0	0	0	<b>517</b>		
PHILLIPS, Cameron	TOR	0	515	<b>515</b>	0	0	0	<b>515</b>		
ARCENEUX, Emmanue	EDM	0	513	<b>513</b>	0	0	0	<b>513</b>		
CORNELIUS, Taylor	EDM	502	0	<b>502</b>	0	0	0	<b>502</b>		

**2022 CFL PLAYER STATISTICS**

**INDIVIDUAL DEFENSIVE STATISTICS**

FUMBLE RETURNS					
Player	Tm	No	Yds	LG	TD
JUDGE, Cameron	CGY	5	63	63	1
BEVERETTE, Tyrice	MTL	3	8	8	0
COSTIGAN, Thomas	ED-MI	3	0	0	0
HUGHES, Charleston	SSK	3	12	10	0
THOMAS, Matthew	EDM	3	11	11	0
AMOS, DaShaun	TOR	2	0	0	0
BROWN, Miles	SSK	2	0	0	0
DANDRIDGE, Brandin	OTT	2	51	51	1
DEQUOY, Marc-Antoine	MTL	2	9	9	0
HUTTER, Scott	EDM	2	0	0	0
LEMON, Shawn	CGY	2	0	0	0
MARION, Benoit	TOR	2	24	24	1
MAULDIN IV, Lorenzo	OTT	2	0	0	0
PICKETT, Adarius	MTL	2	16	16	1
PRUNEAU, Antoine	OTT	2	6	6	0
ROBERTSON, Pete	SSK	2	3	3	0
WILLIAMS, Jordan	BC	2	38	38	0
ACHEAMPONG, Sam	TOR	1	0	0	0
ADAMS, Keion	SK-WI	1	0	0	0
ADEYEMI-BERGLUND, I	CGY	1	0	0	0
ADJEY, Peter	EDM	1	0	0	0
ALEXANDER, Brandon	WPG	1	8	8	0
AWACHIE, Albert	SSK	1	0	0	0
AWE, Micah	BC-MI	1	68	68	0
BALTIMORE, Sherrod	OTT	1	2	2	0
BOUKA, Elie	CGY	1	7	7	0
CARNEY, Malik	HAM	1	22	22	1
CASSAR, Jack	TOR	1	0	0	0
COLEMAN, Davon	OTT	1	7	7	1
COLLINS, Jalen	EDM	1	14	14	1
DAVIS, Jamal	MTL	1	0	0	0
DEBAILLIE, Tibo	BC	1	0	0	0
DOMINIQUE, Jeremie	EDM	1	0	0	0
DUBUISSON, Mike	EDM	1	0	0	0
EDWARDS, Chris	TOR	1	9	9	0
ELLIS, Avery	ML-EI	1	3	3	0
ELLIS, Jabari	MTL	1	0	0	1
EVANS, Randall	OTT	1	3	3	0
GUZYLAK-MESSAM, I	BC	1	0	0	0
HENDERSON, Amari	SSK	1	0	0	0
HLADIK, Ben	BC	1	0	0	0
HOUSTON, Demerio	WPG	1	3	3	0
HOYTE, Trevor	TOR	1	0	0	0
HUNTER, Monshadrik	OTT	1	0	0	0
JEFFCOAT, Jackson	WPG	1	0	0	0
JOHNSON, Mustafa	MTL	1	13	13	0
JONES, Tevin	SSK	1	0	0	0
LANIER, Anthony	SSK	1	0	0	0
LEE, TJ	BC	1	0	0	0
LEONARD, A.C.	SSK	1	5	5	0
LEONE, Richie	OTT	1	0	0	0
LEVELS, Patrick	OTT	1	2	2	0
MAKONZO, Enoch	EDM	1	0	0	0
MARUO, Les	WPG	1	0	0	0
MAUGER, Quincy	BC	1	3	3	0
MENARD, David	BC	1	0	0	0
MILLIGAN, Rolan	SSK	1	4	4	0
MOORE, Charlie	CGY	1	1	1	0
NEWTON, Curtis	HAM	1	0	0	0
ONYEKA, Kene	OTT	1	0	0	0
PARKER, Jamal	WPG	1	0	0	0
PENNY-LARYEA, Enoch	TOR	1	10	10	1
PETERS, Garry	BC	1	0	0	0
PURIFOY, Loucheiz	BC	1	0	0	0
RECTOR, Christian	EDM	1	0	0	0
ROSE, Winston	WPG	1	0	0	0
RUGAMBA, Emmanuel	BC	1	0	0	0
SEWELL, Almondo	MTL	1	0	0	0
STEWART, Silas	CGY	1	0	0	0
TEXADA, Ranthony	OTT	1	18	18	0
THOMPSON, Malcolm	WPG	1	6	6	0
USHER, Nick	MTL	1	12	12	0
WALL, Titus	CGY	1	45	45	1
THOMAS, Jake	WPG	1	0	0	0

INTERCEPTIONS					
Player	Tm	No	Yds	LG	TD
PETERS, Jamal	TOR	6	137	67	1
KELLY, Kameron	HAM	5	82	45	0
PETERS, Garry	BC	5	8	6	0
MARSHALL, Nick	SSK	4	98	90	1
LEONARD, Richard	HAM	4	84	64	1
SAYLES, Marcus	BC	4	84	45	1
CARNELL IV, Maurice	TOR	4	76	35	1
HUNTER, Monshadrik	OTT	4	74	56	0
DEQUOY, Marc-Antoine	MTL	4	71	50	1
AMOS, DaShaun	TOR	4	39	32	0
MONCRIEF, Derrick	SSK	4	39	39	0
LEE, T.J.	BC	3	107	102	1
ROSE, Winston	WPG	3	107	46	1
PURIFOY, Loucheiz	BC	3	97	53	0
WALL, Titus	CGY	3	58	46	1
THURMAN, Jameer	CGY	3	33	18	0
TAYLOR, Nick	WPG	3	9	8	0
EDWARDS, Chris	TOR	2	129	89	2
JUDGE, Cameron	CGY	2	88	71	1
ROLLE, Jumal	HAM	2	88	66	1
LYON, Nafees	ED-MI	2	83	52	1
MCMANIS, Wynton	TOR	2	74	50	1
HOWSARE, Julian	HAM	2	53	30	0
JONES, Jonathan	TOR	2	48	40	0
WASHINGTON, Trumaine	CGY	2	45	45	1
RICHARDSON, Shaquille	TOR	2	38	25	0
HOUSTON, Demerio	WPG	2	33	33	0
HLADIK, Ben	BC	2	32	18	0
MCFADDEN, Tarvarus	TOR	2	28	28	0
DEAN, Larry	SSK	2	21	16	0
MUHAMMAD, Brad	CGY	2	20	20	0
MUAMBA, Henoc	TOR	2	19	15	0
RANDLE JR., Rodney	ML-HM	2	19	19	0
WILLIAMS, Darius	MTL	2	18	18	0
METCHIE, Royce	TOR	2	4	4	0
KANNEH, Abdul	OTT	2	-1	0	0
BEVERETTE, Tyrice	MTL	1	100	100	1
ROBERSON, Tre	CGY	1	66	66	0
BOUKA, Elie	CGY	1	62	62	1
OLUMBA, Donovan	EDM	1	54	54	0
PARKER, Jamal	WPG	1	51	37	0
TEXADA, Ranthony	OTT	1	35	35	0

INTERCEPTIONS					
Player	Tm	No	Yds	LG	TD
SMITH, Robbie	TOR	1	32	32	0
MURRAY, Najee	MTL	1	31	31	0
JEFFERSON, Willie	WPG	1	30	30	1
SALMON, Shaheed	OTT	1	30	30	0
MILLIGAN, Rolan	SSK	1	28	28	0
ORIMOLADE, Folarin	CGY	1	28	28	1
KONAR, Adam	EDM	1	27	27	0
MAUGER, Quincy	BC	1	25	25	0
RUTLEDGE, Donald	WPG	1	25	25	0
DOZIER, Branden	CGY	1	21	21	0
HOLM, Evan	WPG	1	21	21	0
JONES, Mike	MTL	1	19	19	0
WEBB, Damon	SK-OT	1	18	18	0
CARTER, Duron	EDM	1	17	17	0
STATZ, Nicholas	CGY	1	16	16	0
SANKEY, Darnell	SSK	1	14	14	0
GAINEY, Ed	EDM	1	13	13	0
HALLETT, Nick	WPG	1	13	13	0
MCLAURIN, Mark	EDM	1	13	13	0
SUTTON, Wes	MTL	1	13	13	0
JEFFCOAT, Jackson	WPG	1	10	10	0
SHELDON, Brady	EDM	1	10	10	0
WILLIAMS, Avery	OTT	1	10	10	0
ANTIGHA, Tobi	EDM	1	9	9	0
THOMAS, Matthew	EDM	1	9	9	0
SANTOS-KNOX, Jovan	HAM	1	8	8	0
DARBY, Alden	HAM	1	7	7	0
BAILEY, Hakeem	OTT	1	5	5	0
NICHOLS, Deatrick	WPG	1	5	5	0
PICKETT, Adarius	MTL	1	4	4	0
ADELEKE, Tunde	HAM	1	3	3	0
AWE, Micah	BC-MI	1	2	2	0
BIGHILL, Adam	WPG	1	2	2	0
ROBERTSON, Pete	SSK	1	2	2	0
ACKIE, Chris	MTL	1	0	0	0
BROWN, Blace	SSK	1	0	0	0
EDEM, Mike	SSK	1	0	0	0
EVANS, Ciente	HAM	1	0	0	0
RICHARDS, Jeff	EDM	1	0	0	0
ROSE, Mike	CGY	1	0	0	0
RUFFIN, Dionte	CGY	1	0	0	0
RUGAMBA, Emmanuel	BC	1	0	0	0

FORCED FUMBLES			FORCED FUMBLES		
Leaders	Tm	FF	Leaders	Tm	FF
LEMON, Shawn	CGY	5	SALMON, Sha.	OTT	2
ROBERTSON, Pete	SSK	5	SANKEY, Darnell	SSK	2
CERESNA, Jake	EDM	4	SAYLES, Casey	WPG	2
HUGHES, Charleston	SSK	3	SUTTON, Wes	MTL	2
WILLIAMS, Jordan	BC	3	THURMAN, Jam.	CGY	2
COLEMAN, Davon	OTT	2	WALL, Titus	CGY	2
COSTIGAN, Thomas	ED-MI	2	WILLIAMS, Avery	OTT	2
DANDRIDGE, Brandin	OTT	2	<b>Forced Fumbles (1 each)</b>		
DEAN, Larry	SSK	2	ADELEKE, Tunde	HAM	2
DOMINIQUE, Jer.	EDM	2	ALEXANDER, Bra.	WPG	2
GAINEY, Ed	EDM	2	ANTIGHA, Tobi	EDM	2
HOWELL, Justin	OTT	2	AWACHIE, Albert	SSK	2
JEFFERSON, Willie	WPG	2	AWE, Micah	MTL	2
JUDGE, Cameron	CGY	2	BAILEY, Hakeem	OTT	2
KONAR, Adam	EDM	2	BANKS, Stefan	CGY	2
LANIER, Anthony	SSK	2	BEVERETTE, Ty.	MTL	2
MAULDIN IV, Lorenzo	OTT	2	BONNER, Tim	BC	2
PICKETT, Adarius	MTL	2	BREAUX, Delvin	BC	2
PRIESTER, Robert	TOR	2	CARNEY, Malik	HAM	2
RAY, Shane	TOR	2	CASSAR, Jack	TOR	2

FORCED FUMBLES (1 each)					
Leaders	Tm	FF	Leaders	Tm	FF
CHERRY, Nathan	BC	2	MAUGER, Quincy	BC	2
CLARK, Jeremy	SSK	2	MCMANIS, Wynton	TOR	2
COLLINS, Jalen	EDM	2	MENARD, David	BC	2
DAVIS, Dominique	MTL	2	MILLER, Mike	WPG	2
DAVIS, Jamal	MTL	2	MILLIGAN, Rolan	SSK	2
DECOUD, Treston	EDM	2	MOORE, Mike	MTL	2
DEQUOY, Marc-A	MTL	2	MORGAN, Nyles	EDM	2
EDWARDS, Chris	TOR	2	MUHAMMAD, Brad	CGY	2
GITTENS JR., Kur.	TOR	2	MURRAY, Najee	MTL	2
GWACHAM, Obum	BC	2	OAKMAN, Shawn	TOR	2
HAGERTY, Joshua	TOR	2	ONYEKA, Kene	OTT	2
HALLETT, Nick	WPG	2	ORIMOLADE, Folarin	CGY	2
HARELIMANA, Bri.	MTL	2	RICHARDSON, Shaq.	TOR	2
HLADIK, Ben	BC	2	ROBERSON, Tre	CGY	2
HUTTER, Scott	EDM	2	ROSCOE, Cody	SSK	2
JEFFCOAT, Jacks.	WPG	2	ROSE, Mike	CGY	2
JONES, Mike	MTL	2	ROSE, Winston	WPG	2
KANNEH, Abdul	OTT	2	ROUYER, Maxime	BC	2
LAURENT, Ted	HAM	2	RUTLEDGE, Donald	WPG	2
LEE, T.J.	BC	2	SMITH, Robbie	TOR	2
LEONARD, A.C.	SSK	2	SOPIK, Fraser	CGY	2
LEONARD, Richard	HAM	2	STEWART, Silas	CGY	2
LEVELS, Patrick	OTT	2	THOMAS ERLINGTON	HAM	2
LOKOMBO, Nelson	SSK	2	THOMAS, Jake	WPG	2
LYON, Nafees	ED-MI	2	USHER, Nick	MTL	2
MAKONZO, Enoch	EDM	2	WILCOTS, Cedric	W-H	2
MARTIN-OGUIKE	OTT	2	WILSON, Kyle	HAM	2

FUMBLE RETURNS CONT'D					
Player	Tm	No	Yds	LG	TD
WIGGAN, Derek	CGY	1	0	0	0
WILCOTS, Cedric	WP-HI	1	0	0	0
WILLIAMS, Avery	OTT	1	0	0	0
TAYLOR, Nicholas	WPG	0	42	42	0



## 2022 CFL PLAYER STATISTICS

## INDIVIDUAL DEFENSIVE RESULTS

QB SACKS					PASS KNOCKDOWNS				
Player	Tm	QS	Yds	Hi	Player	Tm	QS	Yds	Hi
MAULDIN IV, Lorenzo	OTT	17	92	3	HLADIK, Ben	BC	2	27	1
LEMON, Shawn	CGY	14	92	2	JOHNSON, Mustafa	MTL	2	9	2
CERESNA, Jake	EDM	10	62	2	KELLY, Kameron	HAM	2	16	1
MENARD, David	BC	9	66	2	KONAR, Adam	EDM	2	16	1
ROBERTSON, Pete	SSK	9	73	2	LAURENT, Ted	HAM	2	19	1
ADEYEMI-BERGLUND, I	CGY	8	57	3	LOKOMBO, Bo	BC	2	9	1
LANIER, Anthony	SSK	8	46	3	MACK, LB	WPG	2	20	1
TEUHEMA, Sione	BC	8	52	3	MAKONZO, Enock	EDM	2	13	1
BETTS, Mathieu	BC	7	35	2	MCCLAIN, Terrell	CGY	2	18	1
CARNEY, Malik	HAM	7	61	3	RAYAM, TJ	CGY	2	8	1
DAVIS, Ja'Gared	TOR	7	42	2	RUTLEDGE, Donald	WPG	2	11	1
ELLIS, Avery	ML-ED	7	26	1	SOPIK, Fraser	CGY	2	19	1
HOWSARE, Julian	HAM	7	53	2	WALL, Titus	CGY	2	8	2
JEFFERSON, Willie	WPG	7	49	2	WILLIAMS, Avery	OTT	2	8	1
JOHNSON, Micah	HAM	7	49	2	WOODS, Josh	BC	2	9	1
ROSE, Mike	CGY	7	41	2	ACHEAMPONG, Samuel	TOR	1	6	1
MOORE, Mike	MTL	6	29	2	ADELEKE, Tunde	HAM	1	9	1
OAKMAN, Shawn	TOR	6	34	2	AUCLAIR, Adam	OTT	1	3	1
ORIMOLADE, Folarin	CGY	6	42	2	BARLOW, Brandon	TOR	1	5	1
RAY, Shane	TOR	6	31	2	BARON, Woody	BC	1	11	1
SAYLES, Casey	WPG	6	31	1	CARNELL IV, Maurice	TOR	1	1	1
BENNETT, Mason	HAM	5	32	2	CHERRY, Nathan	BC	1	4	1
GWACHAM, Obum	BC	5	38	2	CHRISTMAS, Demarcus	SSK	1	5	1
HORNBUCKLE, Tre	OTT	5	35	2	CLEMENTS, Malik	WPG	1	6	1
JUDGE, Cameron	CGY	5	45	1	COLEMAN III, Douglas	OTT	1	8	1
ONYEKA, Kene	OTT	5	31	2	CRAWFORD, Tre	HAM	1	8	1
BANKS, Stefen	CGY	4	26	2	DARBY, Alden	HM-WP	1	11	1
COLEMAN, Davon	OTT	4	44	2	DECOUD, Treston	EDM	1	7	1
COSTIGAN, Thomas	ED-ML	4	31	1	DIALLO, Mohamed	HAM	1	11	1
HUGHES, Charleston	SSK	4	31	1	FAYAD, Ali	TOR	1	5	1
JEFFCOAT, Jackson	WPG	4	31	1	HENDRIX, Dewayne	TOR	1	4	1
LEVELS, Patrick	OTT	4	34	1	HENRY, Makana	EDM	1	2	1
PICKETT, Adarius	MTL	4	27	2	JONES, Jonathan	TOR	1	13	1
SUTTON, Wes	MTL	4	25	2	JOSEPH, Vosean	HAM	1	12	1
THOMAS, Jake	WPG	4	26	1	LAWSON, Cam	WPG	1	6	1
THOMAS, Matthew	EDM	4	29	2	LEONARD, Richard	HAM	1	8	1
WYNN, Dylan	HAM	4	28	1	LYON, Nafees	ED-ML	1	2	1
ADAMS, Keion	SK-WP	3	21	1	MARINO, Garrett	SSK	1	0	1
DEAN, Larry	SSK	3	25	1	MARUO, Les	WPG	1	12	1
DEBAILLIE, Tibo	BC	3	20	1	MAUGER, Quincy	BC	1	10	1
HARELIMANA, Brian	MTL	3	9	2	MCCLEOD, Julian	TOR	1	1	1
LAING, Cleyon	OTT	3	19	1	MCKNIGHT, Romeo	CGY	1	11	1
LEONARD, AC	SSK	3	19	1	MILLIGAN, Rolan	SSK	1	5	1
MARTIN-OGUIKE, Praise	OTT	3	32	1	MRABURE, Ese	EDM	1	3	1
MCMANIS, Wynton	TOR	3	16	1	MURRAY, Najee	MTL	1	8	1
MUAMBA, Henoc	TOR	3	25	1	PARKER, Jamal	WPG	1	6	1
RECTOR, Christian	EDM	3	25	1	PETERS, Jamal	TOR	1	7	1
SANKEY, Darnell	SSK	3	12	1	PRIESTER, Robert	TOR	1	6	1
SEWELL, Almondo	MTL	3	15	2	PURIFOY, Loucheiz	BC	1	8	1
SMITH, Robbie	TOR	3	19	1	RUGAMBA, Emmanuel	BC	1	1	1
USHER, Nick	MTL	3	33	1	SANTOS-KNOX, Jovan	HAM	1	2	1
WAKEFIELD, Michael	MTL	3	29	2	STEWART, Silas	CGY	1	2	1
BIGHILL, Adam	WPG	2	12	1	TAYLOR, Jeawon	EDM	1	2	1
BONNER, Tim	BC	2	11	2	TYNE, Malik	EDM	1	5	1
BROWN, Miles	SSK	2	10	1	WALKER, Ricky	WPG	1	5	1
CARTER, Bryce	OTT	2	14	1	WATSON, Tre	ML, ED	1	16	1
DABIRE, Charbel	SSK	2	17	1	WIGGAN, Derek	CGY	1	1	1
DAVIS, Jamal	MTL	2	1	1	WILCOTS, Cedric	WP-HM	1	6	1
EALY, Kony	EDM	2	19	1	WILLIAMS, Darius	CGY	1	3	1
EDEM, Mike	SSK	2	21	1	WILSON, Kyrie	WPG	1	7	1
GAUTHIER, Shayne	WPG	2	8	1					

Player	Tm	KD	Player	Tm	KD
MOXEY, Jonathan	CGY	13	DOZIER, Branden	CGY	2
EVANS, Ciante	HAM	12	EDWARDS-COOPER, J	BC	2
JEFFERSON, Willie	WPG	10	GLASS, Tyqwan	WPG	2
MUHAMMAD, Brad	CGY	10	HENDRIX, Dewayne	TOR	2
JONES, Mike	MTL	9	HOLM, Evan	WPG	2
LEONARD, Richard	HAM	9	HOUSTON, Demerio	WPG	2
PETERS, Jamal	TOR	9	JAMERSON, Natrell	CGY	2
SUTTON, Wes	MTL	9	JEFFCOAT, Jackson	WPG	2
ADELEKE, Tunde	HAM	8	KANNEH, Abdul	OTT	2
BALTIMORE, Sherrrod	OTT	8	LAING, Cleyon	OTT	2
KELLY, Kameron	HAM	8	MENARD, David	BC	2
MILLIGAN, Rolan	SSK	8	MOORE, Mike	MTL	2
NICHOLS, Deatrick	WPG	8	PICKETT, Adarius	MTL	2
MCFADDEN, Tarvarus	TOR	7	PRIESTER, Robert	TOR	2
ROSE, Winston	WPG	7	RICHARDSON, Shaq	TOR	2
SAYLES, Marcus	BC	7	SANKEY, Darnell	SSK	2
BROOKS, Cariel	HAM	6	STEWART, Silas	CGY	2
LEE, T.J.	BC	6	THURMAN, Jameer	CGY	2
PETERS, Garry	BC	6	WASHINGTON, Tru.	CGY	2
ROLLE, Jumal	HAM	6	WEBB, Damon	OTT	2
RUFFIN, Dionte	CGY	6	WILLIAMS, Kobe	CGY	2
DEQUOY, Marc-A	MTL	5	ADDAE, Alonzo	OTT	1
GAINEY, Ed	EDM	5	ANTIGHA, Tobi	EDM	1
HENDERSON, Amari	SSK	5	AUTRY, Lee	HAM	1
HUTTER, Scott	EDM	5	AWE, Micah	MTL	1
MARSHALL, Nick	SSK	5	BAILEY, Hakeem	OTT	1
MURRAY, Najee	MTL	5	BANKS, Joshua	BC	1
PURIFOY, Loucheiz	BC	5	BARON, Woody	BC	1
RANDLE JR., Rodney	MTL	5	BINGHAM, Ronheen	HAM	1
RUGAMBA, Emmanuel	BC	5	BONNER, Tim	BC	1
RUTLEDGE, Donald	WPG	5	CARNEY, Malik	HAM	1
AMOS, DaShaun	TOR	4	CARTER, Bryce	OTT	1
BEVERETTE, Tyrice	MTL	4	CERESNA, Jake	EDM	1
BIGHILL, Adam	WPG	4	CLEMENTS, Malik	WPG	1
BREAUX, Delvin	BC	4	COLE, Brian	WPG	1
DAVIS, Ja'Gared	TOR	4	COLEMAN, Davon	OTT	1
HLADIK, Ben	BC	4	COOPER, Tynell	BC	1
KONAR, Adam	EDM	4	GRIFFIN, Frankie	OTT	1
LAWRENCE, Desmond	WPG	4	HAGERTY, Joshua	TOR	1
LEMON, Shawn	CGY	4	HALLETT, Nick	WPG	1
LEONARD, AC	SSK	4	HANSEN, Thiadric	WPG	1
LYON, Nafees	EDM	4	HARELIMANA, Brian	MTL	1
MUAMBA, Henoc	TOR	4	HOLDEN, Caleb	TOR	1
PARKER, Jamal	WPG	4	HORNBUCKLE, Tre	OTT	1
SANTOS-KNOX, Jovan	HAM	4	HOWELL, Justin	OTT	1
WILSON, Raheem	CG-ML	4	HOWSARE, Julian	HAM	1
AUCLAIR, Adam	OTT	3	HOYTE, Trevor	TOR	1
CLARK, Jeremy	SSK	3	JOHNSON, Micah	HAM	1
DANDRIDGE, Brandin	OTT	3	LAURENT, Ted	HAM	1
DEAN, Larry	SSK	3	LEONARD, Raphael	EDM	1
DECOUD, Treston	EDM	3	LEVELS, Patrick	OTT	1
EDEM, Mike	SSK	3	LOKOMBO, Bo	BC	1
EDWARDS, Chris	TOR	3	LOKOMBO, Nelson	SSK	1
EVANS, Randall	OTT	3	MARINO, Garrett	SSK	1
FORD, Tyrell	WPG	3	MARUO, Les	WPG	1
HARRY, Jamie	EDM	3	MAUGER, Quincy	BC	1
HUNTER, Monshadrik	OTT	3	MCMANIS, Wynton	TOR	1
MAULDIN, Lorenzo	OTT	3	POLITE, Jachai	EDM	1
MONCRIEF, Derrick	SSK	3	PRUNEAU, Antoine	OTT	1
ROBERSON, Tre	CGY	3	RICHARDS, Jeff	EDM	1
SMITH, Robbie	TOR	3	ROBERTSON, Pete	SSK	1
WILLIAMS, Avery	OTT	3	SALMON, Shaheed	OTT	1
WILLIAMS, Jordan	BC	3	SAYLES, Casey	WPG	1
BENNETT, Mason	HAM	2	SOPIK, Fraser	CGY	1
BETTS, Mathieu	BC	2	STATZ, Nicholas	CGY	1
BOUKA, Elie	CGY	2	TAYLOR, Nicholas	WPG	1
CARNELL, Maurice	TOR	2	TEXADA, Ranthony	OTT	1
CARTER, Duron	EDM	2	THOMAS, Matthew	EDM	1
CHRISTMAS, D	SSK	2	WAKEFIELD, Michael	MTL	1
COLEMAN, Douglas	OTT	2	WALL, Titus	CGY	1
DALKE, Jayden	SSK	2	WILSON, Kyle	HAM	1
DARBY, Alden	HAM	2	WILSON, Kyrie	WPG	1

PASS KDS CONT'D		
Player	Tm	KD
WOODS, Josh	BC	1
WYNN, Dylan	HAM	1

**2022 CFL PLAYER STATISTICS**

**INDIVIDUAL DEFENSIVE RESULTS**

2022 DEFENSIVE TACKLES											
Player	Tm	DT	Player	Tm	DT	Player	Tm	DT	Player	Tm	DT
SANKEY, Darnell	SSK	120	EVANS, Randall	OTT	36	BROWN, Miles	SSK	21	DAVIS, Jamal	MTL	10
SANTOS-KNOX, Jovan	HAM	105	RANDLE JR., Rodney	ML-HM	36	HOLM, Evan	WPG	21	ELAM, Matt	EDM	10
DEAN, Larry	SSK	101		MTL	(22)	HORNBUCKLE, Tre	OTT	21	JONES, Jonathan	TOR	10
WILLIAMS, Avery	OTT	92		HAM	(14)	ROBERTSON, Pete	SSK	21	RAYAM, TJ	CGY	10
WILLIAMS, Jordan	BC	89	SAYLES, Casey	WPG	36	DEBAILLIE, Tibo	BC	20	WILLIAMS, Darius	CGY	10
MCMANIS, Wynton	TOR	88	BROOKS, Cariel	HAM	35	DOZIER, Branden	CGY	20	KRAMDI, Redha	WPG	9
SUTTON, Wes	MTL	79	ROLLE, Jumal	HAM	35	JEFFCOAT, Jackson	WPG	20	LAURENT, Ted	HAM	9
JUDGE, Cameron	CGY	78	STEWART, Silas	CGY	35	LACEY, Deon	EDM	20	MARINO, Garrett	SSK	9
MUAMBA, Henoc	TOR	75	ELLIS, Avery	ML-ED	34	WAKEFIELD, Michael	MTL	20	SIMMONS, Antonio	ML-OT	9
PICKETT, Adarius	MTL	73		MTL	(18)	ACHEAMPONG, Samuel	TOR	19		MTL	(4)
THURMAN, Jameer	CGY	73		EDM	(16)	HARRY, Jamie	ED-BC	19		OTT	(5)
BIGHILL, Adam	WPG	72	GRIFFIN, Frankie	OTT	34		EDM	(18)	TAYLOR, Jeawon	EDM	9
METCHIE, Royce	TOR	72	WEBB, Damon	SK-OT	34		BC	(1)	WILLIAMS, Darius	MTL	9
MILLIGAN, Rolan	SSK	71		SSK	(1)	LANIER, Anthony	SSK	19	ALEXANDER, Brandon	WPG	8
ADELEKE, Tunde	HAM	68		OTT	(33)	MAUGER, Quincy	BC	19	DIALLO, Mohamed	HAM	8
SAYLES, Marcus	BC	68	HENDRIX, Dewayne	TOR	33	SEWELL, Almondo	MTL	19	EALY, Kony	EDM	8
ROSE, Winston	WPG	66	JEFFERSON, Willie	WPG	33	BARLOW, Brandon	TOR	18	ELLIOTT, Javien	CGY	8
LEONARD, Richard	HAM	64	LEONARD, A.C.	SSK	33	COLEMAN III, Douglas	OTT	18	GLASS, Tyqwan	WPG	8
HLADIK, Ben	BC	59	CERESNA, Jake	EDM	31	DURDEN, Kenneth	MTL	18	HOLDEN, Caleb	TOR	8
LEVELS, Patrick	OTT	58	CLEMENTS, Malik	WPG	31	JOHNSON, Mustafa	MTL	18	BARON, Woody	BC	7
RUTLEDGE, Donald	WPG	58	HENDERSON, Amari	SSK	31	MRABURE, Ese	EDM	18	CERRY, Nathan	BC	7
EDEM, Mike	SSK	57	MOORE, Mike	MTL	31	PRUNEAU, Antoine	OTT	18	HAGERTY, Joshua	TOR	7
HUTTER, Scott	EDM	57	RICHARDSON, Shaquille	TOR	31	ADEYEMI-BERGLUND, Isaac	CGY	17	MCKNIGHT, Romeo	CGY	7
PETERS, Jamal	TOR	57	WYNN, Dylan	HAM	31	BOUKA, Elie	CGY	17	MCLAURIN, Mark	EDM	7
BEVERETTE, Tyrice	MTL	56	CLARK, Jeremy	SSK	30	COSTIGAN, Thomas	ED-ML	17	STEVENS, Deshawn	OTT	7
MAKONZO, Enock	EDM	56	HOWSARE, Julian	HAM	30		EDM	(14)	SUTTON, Eric	TOR	7
PURIFOY, Loucheiz	BC	55	DARBY, Alden	HM-WF	29		MTL	(3)	ALLEN, A.J.	SSK	6
LEE, TJ	BC	53		HAM	(23)	MENARD, David	BC	17	STATZ, Nicholas	CGY	6
KONAR, Adam	EDM	52		WPG	(6)	ONYEKA, Kene	OTT	17	BONNER, Tim	BC	5
LYON, Nafees	ED-ML	52	LEMON, Shawn	CGY	29	RICHARDS, Jeff	EDM	17	CRAWFORD, Tre	HAM	5
	EDM	(25)	USHER, Nick	MTL	29	ROBERSON, Tre	CGY	17	KATSANTONIS, Stavros	HAM	5
	MTL	(27)	WILLIAMS, Kobe	CGY	29	WILSON, Kyrie	WPG	17	LAWRENCE, Desmond	HM-WP	5
THOMAS, Matthew	EDM	51	ADDAE, Alonzo	OTT	28	CARTER, Duron	EDM	16		HAM	(4)
KELLY, Kameron	HAM	50	BENNETT, Mason	HAM	28	COLEMAN, Davon	OTT	16		WPG	(1)
MUHAMMAD, Brad	CGY	50	CARNELL, Maurice	TOR	28	BANKS, Joshua	BC	15	LEONARD, Raphael	EDM	5
AMOS, DaShaun	TOR	49	GAUTHIER, Shayne	WPG	28	BANKS, Stefan	CGY	15	MACK, LB	WPG	5
MONCRIEF, Derrick	SSK	49	OAKMAN, Shawn	TOR	28	BROWN, Blace	SSK	15	MARION, Benoit	TOR	5
AWE, Micah	MTL	47	PRIESTER, Robert	TOR	28	DALKE, Jayden	SSK	15	RICHARDS, Tyrell	MTL	5
GAINNEY, Ed	EDM	47	WATSON, Tre	ML-ED	28	THOMAS, Jake	WPG	15	BEAULIEU, Jordan	SSK	4
JONES, Mike	MTL	47		MTL	(17)	DANDRIDGE, Brandin	OTT	14	BEGELTON, Reggie	CGY	4
NICHOLS, Deatrick	WPG	46		EDM	(11)	EDWARDS-COOPER, J	BC	14	BETHEL-THOMPSON, M	TOR	4
AUCLAIR, Adam	OTT	44	HENRY, Makana	EDM	27	HOWELL, Justin	OTT	14	DAVIS, Ben	EDM	4
PETERS, Garry	BC	44	HOUSTON, Demerio	WPG	27	HOYTE, Trevor	TOR	14	FAYAD, Ali	TOR	4
TAYLOR, Nick	WPG	44	BETTS, Mathieu	BC	26	MARUO, Les	WPG	14	JONES, Jarnor	MTL	4
MAULDIN, Lorenzo	OTT	43	CARNEY, Malik	HAM	26	SONNIER, Malik	EDM	14	JOSEPH, Vosean	HAM	4
LOKOMBO, Bo	BC	42	EVANS, Ciente	HAM	26	SOPIK, Fraser	CGY	14	LAWLER, Kenny	EDM	4
MCFADDEN, Tarvarus	TOR	42	LAING, Cleyon	OTT	26	WALKER, Ricky	WPG	14	LEWIS, Eugene	MTL	4
WASHINGTON, Trumaine	CGY	42	MOXEY, Jonathan	CGY	26	BAILEY, Hakeem	OTT	13	TYNE, Malik	EDM	4
WILSON, Kyle	HAM	42	GWACHAM, Obum	BC	25	LOKOMBO, Nelson	SSK	13	WILCOTS, Cedric	WP-HM	4
DECOUD, Treston	EDM	41	ROSE, Mike	CGY	25	RAY, Shane	TOR	13		WPG	(2)
LAWRENCE, Simoni	HAM	41	ACKIE, Chris	MTL	24	RECTOR, Christian	EDM	13		HAM	(2)
MORGAN, Nyles	EDM	41	ADAMS, Keion	SK-WP	24	TEXADA, Ranthony	OTT	13	ADDISON, Bralon	HAM	3
MURRAY, Najee	MTL	40		SSK	(17)	ANTIGHA, Tobi	EDM	12	BANE, Shawn	CGY	3
RUFFIN, Dionte	CGY	39		WPG	(7)	COLLINS, Jalen	EDM	12	BRIGGS, Jesse	WPG	3
WALL, Titus	CGY	39	HALLETT, Nick	WPG	24	HARELIMANA, Brian	MTL	12	BURNHAM, Bryan	BC	3
WILSON, Raheem	CG-ML	39	JOHNSON, Micah	HAM	24	JAMERSON, Natrell	CGY	12	BUTLER, James	BC	3
	CGY	(19)	MARSHALL, Nick	SSK	24	LAWSON, Cameron	WPG	12	CORNELIUS, Taylor	EDM	3
	MTL	(20)	BREAUX, Delvin	BC	23	MARTIN-OGUIKE, Praise	OTT	12	CRANSTON, Ty	OTT	3
DEQUOY, Marc-Antoine	MTL	38	SALMON, Shaheed	OTT	23	CASSAR, Jack	TOR	11	DEMSKI, Nic	WPG	3
HUNTER, Monshadrik	OTT	38	TEUHEMA, Sione	BC	23	HUGHES, Charleston	SSK	11	DOMINIQUE, Jeremie	EDM	3
RUGAMBA, Emmanuel	BC	38	THOMPSON, Malcolm	WPG	23	MCCLAIN, Terrell	CGY	11	DUBUISSON, Mike	EDM	3
KANNEH, Abdul	OTT	37	WOODS, Josh	BC	23	PELLEY, J-min	EDM	11	DUNBAR, Steven	HAM	3
ORIMOLADE, Folarin	CGY	37	BALTIMORE, Sherrod	OTT	22	SHELDON, Brady	EDM	11	EVANS JR., Nate	EDM	3
PARKER, Jamal	WPG	37	CHRISTMAS, Demarcus	SSK	22	CARTER, Bryce	OTT	10	FORD, Tyrell	WPG	3
DAVIS, Ja'Gared	TOR	36	SMITH, Robbie	TOR	22	COOPER, Tynell	BC	10	FOX, Miles	BC	3
EDWARDS, Chris	TOR	36	WIGGAN, Derek	CGY	22	DABIRE, Charbel	SSK	10	GRANT, Janarion	WPG	3

## 2022 CFL PLAYER STATISTICS

## INDIVIDUAL DEFENSIVE RESULTS

2022 DEF TACKLES CONT'D		
Player	Tm	DT
HAKUNAVANHU, Luther	CGY	3
HANSEN, Thiadric	WPG	3
JOHNSON, Hakeem	BC	3
JONES, Tevin	SSK	3
LUCIER-SOUTH, K	EDM	3
MACKELLAR, Gregor	TOR	3
MCCLEOD, Julian	TOR	3
MCCRAE, Greg	WPG	3
MCKEVER, Pharoah	EDM	3
NELSON, Patrick	OTT	3
REVENBERG, Brandon	HAM	3
ROURKE, Nathan	BC	3
RUBY, Jacob	OTT	3
SCHAFFER-BAKER, Kian	SSK	3
THOMAS ERLINGTON, Sean	HAM	3
WALKER, Derel	EDM	3
WHITE JR., Reggie	MTL	3
WHITE, Tim	HAM	3
WILLIAMS, D'haquille	SSK	3
WOODS, Lawrence	HAM	3
ACKLIN, Jaelon	OTT	2
ADAMS, Darvin	OTT	2
AMBLES, Markeith	TOR	2
AMOAKO, Daniel	CGY	2
ANTWI, Jeshrun	MTL	2
ARCENEUX, Emmanuel	EDM	2
AUTRY, Lee	HAM	2
BANKS, Brandon	TOR	2
BEHAR, Nathaniel	OTT	2
BRINKMAN, Jared	TOR	2
CALLENDER, Nick	MTL	2
COXIE, Damonte	TOR	2
DEVINE-SCOTT, Bailey	CGY	2
ELLIS, Jabari	MTL	2
EVANS, Caleb	OTT	2
EVANS, Dane	HAM	2
FELTMATE, Bailey	HAM	2
GARAND-GAUTHIER, Felix	HAM	2
GARNETT, Andrew	EDM	2
GOOD-JONES, Julian	CGY	2
GOWANLOCK, Brock	MTL	2
HARDRICK, Jermarcus	WPG	2
HARRIS, Andrew	TOR	2
HERDMAN-REED, Justin	SSK	2
HOSKINS, Anthony	EDM	2
JOHNSON, Evan	SSK	2
JONES, Tony	EDM	2
KENNEY, David	SSK	2
KIELY, Will	OTT	2
KNIGHT, Deionte	TOR	2
KRAMER, Weston	SSK	2
LAUDERDALE, Andrew	SSK	2
MATTE, Kristian	MTL	2
MILANOVIC-LITRE, Ante	EDM	2
MOTLEY, Parnell	CGY	2
OBINNA, George	CGY	2
OLIVEIRA, Brady	WPG	2
ONYEKA, Godfrey	SSK	2
PHILPOT, Tyson	MTL	2
POLITE, Jachai	TO-ED	2
	TOR	(1)
	EDM	(1)
POWELL, William	OTT	2
SANKOH, Tigie	TOR	2
WASHINGTON, Tony	EDM	2
WHITEHEAD, Lucky	BC	2
WIENEKE, Jake	MTL	2
Many players tied with ...		1

2022 TOTAL TACKLES LEADERS				
Player	Tm	DT	ST	TT
SANKEY, Darnell	SSK	120	2	122
DEAN, Larry	SSK	101	7	108
SANTOS-KNOX, Jov.	HAM	105	0	105
WILLIAMS, Jordan	BC	89	7	96
MCMANIS, Wynton	TOR	88	7	95
WILLIAMS, Avery	OTT	92	2	94
MILLIGAN, Rolan	SSK	71	11	82
SUTTON, Wes	MTL	79	1	80
JUDGE, Cameron	CGY	78	2	80
PICKETT, Adarius	MTL	73	7	80
BEVERETTE, Tyrice	MTL	56	21	77
MUAMBA, Henoc	TOR	75	1	76
THURMAN, Jameer	CGY	73	1	74
METCHIE, Royce	TOR	72	1	73
BIGHILL, Adam	WPG	72	0	72
ADELEKE, Tunde	HAM	68	2	70
SAYLES, Marcus	BC	68	0	68
ROSE, Winston	WPG	66	0	66
HUTTER, Scott	EDM	57	9	66
LEONARD, Richard	HAM	64	1	65
HLADIK, Ben	BC	59	6	65
PURIFOY, Loucheiz	BC	55	9	64
RUTLEDGE, Donald	WPG	58	2	60
LEVELS, Patrick	OTT	58	1	59
EDEM, Mike	SSK	57	0	57
PETERS, Jamal	TOR	57	0	57
MAKONZO, Enoch	EDM	56	1	57
LEE, TJ	BC	53	4	57
KONAR, Adam	EDM	52	5	57
THOMAS, Matthew	EDM	51	5	56
MUHAMMAD, Brad	CGY	50	5	55
STEWART, Silas	CGY	35	20	55
LYON, Nafees	ED-MI	52	1	53
AUCLAIR, Adam	OTT	44	8	52
LOKOMBO, Bo	BC	42	10	52
KELLY, Kameron	HAM	50	1	51
AMOS, DaShaun	TOR	49	2	51
AWE, Micah	BC-MI	47	4	51
MONCRIEF, Derrick	SSK	49	1	50
JONES, Mike	MTL	47	1	48
GAINIEY, Ed	EDM	47	0	47
PETERS, Garry	BC	44	3	47
NICHOLS, Deatrick	WPG	46	0	46
TAYLOR, Nick	WPG	44	2	46
WILSON, Kyle	HAM	42	3	45
PARKER, Jamal	WPG	37	8	45
MAULDIN, Lorenzo	OTT	43	0	43
MCFADDEN, Tarvarus	TOR	42	1	43
RUGAMBA, Emman.	BC	38	5	43
WASHINGTON, Tru.	CGY	42	0	42

2022 TOTAL TACKLES LEADERS				
Player	Tm	DT	ST	TT
MORGAN, Nyles	EDM	41	1	42
WALL, Titus	CGY	39	3	42
DEQUOY, Marc-Antoine	MTL	38	4	42
DECOUD, Treston	EDM	41	0	41
LAWRENCE, Simoni	HAM	41	0	41
MURRAY, Najee	MTL	40	1	41
EVANS, Randall	OTT	36	5	41
RUFFIN, Dionte	CGY	39	1	40
WILSON, Raheem	CG-ML	39	0	39
HUNTER, Monshadrik	OTT	38	0	38
RANDLE JR., Rodney	ML-HM	36	2	38
SALMON, Shaheed	OTT	23	15	38
KANNEH, Abdul	OTT	37	0	37
ORIMOLADE, Folarin	CGY	37	0	37
EDWARDS, Chris	TOR	36	1	37
DAVIS, Ja'Gared	TOR	36	0	36
SAYLES, Casey	WPG	36	0	36
BROOKS, Cariel	HAM	35	0	35
ROLLE, Jumal	HAM	35	0	35
ELLIS, Avery	ML-ED	34	1	35
GRIFFIN, Frankie	OTT	34	1	35
WEBB, Damon	SK-OT	34	1	35
CLEMENTS, Malik	WPG	31	4	35
HALLETT, Nick	WPG	24	11	35
WOODS, Josh	BC	23	12	35
HENDRIX, Dewayne	TOR	33	1	34
JEFFERSON, Willie	WPG	33	0	33
LEONARD, A.C.	SSK	33	0	33
GAUTHIER, Shayne	WPG	28	5	33
CLARK, Jeremy	SSK	30	2	32
DARBY, Alden	HM-WF	29	3	32
PRIESTER, Robert	TOR	28	4	32
CERESNA, Jake	EDM	31	0	31
HENDERSON, Amari	SSK	31	0	31
MOORE, Mike	MTL	31	0	31
RICHARDSON, Shaquille	TOR	31	0	31
WYNN, Dylan	HAM	31	0	31
HOWSARE, Julian	HAM	30	1	31
BENNETT, Mason	HAM	28	3	31
PRUNEAU, Antoine	OTT	18	13	31
CARNEY, Malik	HAM	26	4	30
CASSAR, Jack	TOR	11	19	30
LEMON, Shawn	CGY	29	0	29
USHER, Nick	MTL	29	0	29
WILLIAMS, Kobe	CGY	29	0	29
ADDAE, Alonzo	OTT	28	1	29
SMITH, Robbie	TOR	22	7	29
CARNELL, Maurice	TOR	28	0	28
OAKMAN, Shawn	TOR	28	0	28
WATSON, Tre	ML-ED	28	0	28

2022 SPECIAL TEAMS TACKLES

Player	Tm	STT	Player	Tm	STT	Player	Tm	STT	Player	Tm	STT
FRANCIS, Kevin	BC	22	DOMINIQUE, Jeremie	EDM	6	GWACHAM, Obum	BC	3	BENNETT, Jackson	OTT	1
BEVERETTE, Tyrice	MTL	21	DUBUISSON, Mike	EDM	6	HOLM, Evan	WPG	3	BONNER, Tim	BC	1
KATSANTONIS, Stavros	HAM	20	EXUME, Kerfalla-E.	MTL	6	MACKIE, David	BC	3	BROWN, Blace	SSK	1
STEWART, Silas	CGY	20	GNAHOUA, Valentin	HAM	6	MARION, Benoit	TOR	3	BUTLER, James	BC	1
CASSAR, Jack	TOR	19	HARELIMANA, Brian	MTL	6	PETERS, Garry	BC	3	CARBONE, Joe	TOR	1
ADEBOBOYE, Daniel	TOR	17	HLADIK, Ben	BC	6	SIMONISE, Rashaun	EDM	3	CARTER, Duron	EDM	1
CRANSTON, Ty	OTT	17	LACEY, Deon	EDM	6	TUCK, James	SSK	3	COOPER, DeJuan	WPG	1
GUZYLAK-MESSAM, I	BC	16	NOEL, Llevi	EDM	6	WALL, Titus	CGY	3	COOPER, Shaquille	SSK	1
MILLER, Mike	WPG	16	OSEI-KUSI, Chris	EDM	6	WILSON, Kyle	HAM	3	COTE, David	MTL	1
GAGNE, Alexandre	MTL	15	SANKOH, Tigie	TOR	6	YOUNG, Perry	CGY	3	COXIE, Damonte	TOR	1
SALMON, Shaheed	OTT	15	SMITH, Kiondre	HAM	6	YOUNG, Troy	OTT	3	DOBSON, Liam	WPG	1
CADWALLADER, Tanner	WPG	14	STEVENS, Deshawn	OTT	6	ADELEKE, Tunde	HAM	2	DUKES, DeVontres	CGY	1
LINDLEY, Zach	MTL	13	WHYTE, Gordon	HAM	6	AMOS, DaShaun	TOR	2	EDWARDS, Chris	TOR	1
PRUNEAU, Antoine	OTT	13	WILLIAMS, Darius	CGY	6	ANDERSON III, Bruce	BC	2	ELLIS, Avery	EDM	1
GREEN, Tanner	EDM	12	AUGUSTINE, Johnny	WPG	5	BENSON, Mike	WPG	2	FAYAD, Ali	TOR	1
MOORE, Charlie	CGY	12	BOURASSA, Louis-P	OTT	5	BETTS, Mathieu	BC	2	GOOD-JONES, Julian	CGY	1
STATZ, Nicholas	CGY	12	CRAWFORD, Aaron	CGY	5	CASTILLO, Sergio	EDM	2	GRACE, Cody	CGY	1
WOODS, Josh	BC	12	EVANS, Randall	OTT	5	CLARK, Jeremy	SSK	2	GRIFFIN, Frankie	OTT	1
DALKE, Jayden	SSK	11	FEDERICO, Anthony	HAM	5	DAVIS, Ben	EDM	2	HAMLIN, Nate	EDM	1
HALLETT, Nick	WPG	11	GAUTHIER, Shayne	WPG	5	DEVINE-SCOTT, Bailey	CGY	2	HARRIS, Nigel	SSK	1
MILLIGAN, Rolan	SSK	11	GOWANLOCK, Brock	MTL	5	DHEILLY, Nicholas	SSK	2	HENDRIX, Dewayne	TOR	1
POWER, Charlie	CGY	11	JONES, Jonathan	TOR	5	FLINTOFT, Stefan	BC	2	HOWSARE, Julian	HAM	1
FORD, Tyrell	WPG	10	KONAR, Adam	EDM	5	GOSSELIN, Anthony	OTT	2	JONES, Mike	MTL	1
HERDMAN-REED, Justin	SSK	10	LIEGGHIO, Marc	WPG	5	HAGGERTY, John	TOR	2	KARAMOKO, Souleymane	WPG	1
JOSEPH, Vosean	HAM	10	MCLAURIN, Mark	EDM	5	HALLETT, Noah	WPG	2	KELLY, Kameron	HAM	1
LOKOMBO, Bo	BC	10	MUHAMMAD, Brad	CGY	5	HARTY, Jake	SSK	2	LAING, Cleyon	OTT	1
DUBOIS, Marco	OTT	9	RUGAMBA, Emmanuel	BC	5	HARVEY-CLEMONS, Josh	MTL	2	LAVIGNE, Cedric	WPG	1
FELTMATE, Bailey	HAM	9	SMITH, Shaq	CGY	5	HASSELL, JT	WPG	2	LEONARD, Raphael	EDM	1
HAGERTY, Joshua	TOR	9	THOMAS, Matthew	EDM	5	HICKSON, Frankie	SSK	2	LEONARD, Richard	HAM	1
HANSEN, Thiadric	WPG	9	THOMPSON, Malcolm	WPG	5	HOLDEN, Caleb	TOR	2	LEVELS, Patrick	OTT	1
HUTTER, Scott	EDM	9	WILLIAMS, Darius	MTL	5	HOWELL, Justin	OTT	2	LOFTON, Eric	WPG	1
MIDDLEMOST, Tyson	CGY	9	AMOAKO, Daniel	CGY	4	HUS, Jorgen	SSK	2	LOKOMBO, Nelson	SSK	1
ONYEKA, Kene	OTT	9	AWE, Micah	BC-ML	4	JONES, Tony	EDM	2	LYON, Nafees	MTL	1
PURIFOY, Loucheiz	BC	9		BC	(1)	JUDGE, Cameron	CGY	2	MACK, LB	WPG	1
WOODS, Lawrence	HAM	9		MTL	(3)	LANGLAIS, William	CGY	2	MAKONZO, Enoch	EDM	1
AUCLAIR, Adam	OTT	8	BEEKSMA, Jared	HAM	4	LAUTHER, Brett	SSK	2	MAKONZO, Ethan	EDM	1
AWACHIE, Albert	SSK	8	BRIGGS, Jesse	WPG	4	LAWRENCE, Desmond	HAM	2	MCCRAE, Greg	WPG	1
GARAND-GAUTHIER, F	HAM	8	CARNEY, Malik	HAM	4	LEE, Malcolm	SSK	2	MCFADDEN, Tarvarus	TOR	1
HOYTE, Trevor	TOR	8	CARON, Pierre-Luc	MTL	4	MANALO, Myles	HAM	2	MENARD, David	BC	1
JONES, Tevin	SSK	8	CIBASU, Regis	MTL	4	MAUGER, Quincy	BC	2	MENGEL, Matt	EDM	1
MCDONALD, Grant	HAM	8	CLEMENTS, Malik	WPG	4	MOXEY, Jonathan	CGY	2	METCHIE, Royce	TOR	1
PARKER, Jamal	WPG	8	COSTIGAN, Thomas	ED-ML	4	NELSON, Patrick	OTT	2	MONCRIEF, Derrick	SSK	1
BOUKA, Elie	CGY	7		EDM	(3)	NEWTON, Curtis	HAM	2	MORGAN, Nyles	EDM	1
COTTOY, Jevon	BC	7		MTL	(1)	ONYEKA, Godfrey	SSK	2	MORROW, Jamal	SSK	1
DEAN, Larry	SSK	7	DEQUOY, Marc-Antoine	MTL	4	PENNY-LARYEA, Enoch	TOR	2	MUAMBA, Henoc	TOR	1
DOZIER, Branden	CGY	7	DOMAGALA, Michael	HAM	4	PICKETT, Riley	BC	2	MURRAY, Najee	MTL	1
KRAMDI, Redha	WPG	7	GILLANDERS, Brendan	OTT	4	PLAMONDON, Jacob	EDM	2	NORMAND, Christophe	MTL	1
MARUO, Les	WPG	7	GRAHAM, Elliot	CGY	4	RANDLE JR., Rodney	MTL	2	ONYEKA, Kosi	SSK	1
MCMANIS, Wynton	TOR	7	HERDMAN-REED, Jordan	SSK	4	REAVES, Jordan	EDM	2	OUELLETTE, A.J.	TOR	1
MENCER, Eli	TOR	7	JOHNSON, Gary	SSK	4	REINHART, Jake	TOR	2	PHILIP, Shaydon	OTT	1
MILANOVIC-LITRE, Ante	EDM	7	JOHNSON, Hakeem	BC	4	RUTLEDGE, Donald	WPG	2	PHILPOT, Tyson	MTL	1
PICKETT, Adarius	MTL	7	LAFRANCE, Kienan	SSK	4	RYAN, Jon	EDM	2	POLITE, Jachai	TOR	1
ROMICK, Nigel	OTT	7	LEE, TJ	BC	4	SANKEY, Darnell	SSK	2	PRUKOP, Dakota	WPG	1
SMITH, Robbie	TOR	7	LEONE, Richie	OTT	4	SHELDON, Brady	EDM	2	RICE, Justin	SSK	1
SOPIK, Fraser	CGY	7	PRIESTER, Robert	TOR	4	SMITH, James	CGY	2	RICHARDS, Jarek	HAM	1
VREDE, Tyron	OTT	7	REAVIS, CJ	SSK	4	TAYLOR, Nick	WPG	2	ROSE, Mike	CGY	1
WILLIAMS, Jordan	BC	7	RICHARDS, Tyrell	MTL	4	TERNOWSKI, Tyler	HAM	2	RUFFIN, Dionte	CGY	1
ALLEN, A.J.	SSK	6	SUTTON, Eric	TOR	4	THOMAS ERLINGTON, S	HAM	2	SCHNITZLER, Tom	CGY	1
ANTIGHA, Tobi	EDM	6	TEUHEMA, Sione	BC	4	UNGERER, David	HAM	2	SINDANI, Richard	CGY	1
BASAMBOMBO, Dan	OTT	6	VEDVIK, Kaare	SSK	4	WILDER JR., James	EDM	2	SMALL, Seth	HAM	1
BEAULIEU, Jordan	SSK	6	ADEYEMI-BERGLUND, I	CGY	3	WILLIAMS, Avery	OTT	2	SUTTON, Wes	MTL	1
BEDE, Boris	TOR	6	ADJEY, Peter	EDM	3	ACHEAMPONG, Samuel	TOR	1	THOMAS, Jake	WPG	1
BRINGI, Tommy	SSK	6	BANKS, Stefen	CGY	3	ACKIE, Chris	MTL	1	THURMAN, Jameer	CGY	1
BRISSETT, Dejon	TOR	6	BENNETT, Mason	HAM	3	ACKLIN, Jaelon	OTT	1	TYNE, Malik	EDM	1
CALVER, Brandon	TOR	6	BIERRIA, Keishawn	MTL	3	ADDAE, Alonzo	OTT	1	WALKER, Ricky	WPG	1
CHAGNON, Frederic	MTL	6	BURTENSHAW, Konner	WPG	3	ANTWI, Jeshrun	MTL	1	WEAH, Jester	SSK	1
COLE, Brian	WPG	6	DARBY, Alden	HAM	3	ARCENEUAUX, Emmanuel	EDM	1	WEBB, Damon	OTT	1
COWAN, Brad	CGY	6	DOLL, Tanner	BC	3	ARCHIBALD, Joshua	BC	1	WILSON, Kyrie	WPG	1
CROSS, Declan	TOR	6	EVANS JR., Nate	EDM	3	BANDY, Logan	SSK	1	WRIGHT, Isaiah	TOR	1
CROSS, Nick	HAM	6	GREENE, Adrian	BC	3	BARLOW, Brandon	TOR	1	ZEMA, Joseph	MTL	1

BEST INDIVIDUAL PERFORMANCES - LONGEST PLAYS & SINGLE-GAME HIGHS:									
<b>LONGEST GAINS:</b>					<b>SINGLE-GAME HIGHS:</b>				
<b>Rush</b>	85	Oct 29	Tommy Stevens	CGY vs SSK	<b>Rushing yards</b>	163	Oct 29	Tommy Stevens	CGY vs SSK
	70	Jun 09	Jeshrun Antwi	MTL at CGY	<b>No of receptions</b>	12	Jun 18	Kenny Lawler	EDM vs SSK
<b>Pass completion</b>	90	Aug 19	Rourke-Whitehead	BC at SSK		11	Five times (White 2x, Hardy, Bailey, Ellingson)		
	89	Jul 07	Mitchell-Henry	CGY at EDM	<b>Receiving yards</b>	173	Jun 25	Malik Henry	CGY vs EDM
<b>FG made</b>	58	Aug 26	Seth Small	HAM at TOR		170	Aug 26	Kian Schaffer-Baker	SSK at BC
	57	Two times (B. Lauther, S. Small)				166	Jun 30	Keon Hatcher	BC at OTT
<b>Punt</b>	89	Aug 13	Stefan Flintoft	BC at CGY	<b>Pass attempts</b>	52	Aug 13	Nathan Rourke	BC at CGY
	86	Sep 02	Richie Leone	OTT at MTL	<b>Completions</b>	39	Nathan Rourke 2x (Latest: Aug 13/22 at CGY)		
<b>Kickoff</b>	100	Three times (B. Bede x2, S. Castillo)			<b>Passing yards</b>	488	Aug 13	Nathan Rourke	BC at CGY
<b>Punt return</b>	104	Oct 22	Mario Alford	SSK vs CGY		477	Aug 06	Nathan Rourke	BC vs EDM
<b>Kickoff return</b>	99	Aug 13	Peyton Logan	CGY vs BC	<b>TD passes</b>	5	Two times (Nathan Rourke and Dane Evans)		
	98	Aug 13	Mario Alford	SSK at EDM	<b>Field goals made</b>	5	6 Times (Paredes, Small, Côté, Ward, Lauther, Bede)		
<b>Missed FG return</b>	119	Jul 07	Leyton Logan	CGY at EDM	<b>Combined yards</b>	341	Oct 15	Terry Williams	BC vs WPG
<b>Interception return</b>	102	Oct 15	T.J. Lee	BC vs WPG	<b>Def. Tackles</b>	12	Oct 07	Darnell Sankey	SSK at HAM
<b>Fumble return</b>	63	Jul 07	Cameron Judge	CGY at EDM	<b>Spec. Tm Tackles</b>	4	7x (Francis, Stewart, Joseph, Salmon + 3 others)		

CFL TEAM ANALYTICS

TEAM	TEAM SCORING BY QUARTER IN 2022:						WHEN SCORING FIRST			League-wide:
	PTS	Q1	Q2	Q3	Q4	OT	Gms	W	L	
British Columbia	525	103	197	93	124	8	13	11	2	<b>Tot Games</b> 81
Calgary	562	110	145	132	166	9	10	9	1	Won by 52
Edmonton	354	79	100	79	96	0	6	1	5	Lost by 29
Hamilton	421	100	145	81	95	0	11	5	6	
Montreal	476	94	155	83	141	3	7	3	4	
Ottawa	380	70	128	75	107	0	8	2	6	
Saskatchewan	387	75	135	86	91	0	9	5	4	
Toronto	443	62	137	103	141	0	7	6	1	
Winnipeg	538	136	147	78	177	0	10	10	0	

TEAM	POSS	Off TD	FG Atts	Off T/O	Punt	Oth	TD%	2-&-Outs		Avg FP*
								Tot	%	
British Columbia	248	56	39	33	104	16	23%	79	32%	37yl
Calgary	239	48	60	21	98	12	20%	62	26%	39yl
Edmonton	239	33	43	50	94	19	14%	77	32%	36yl
Hamilton	250	33	59	51	94	13	13%	92	37%	38yl
Montreal	230	41	50	36	85	18	18%	67	29%	38yl
Ottawa	246	30	57	38	112	9	12%	95	39%	38yl
Saskatchewan	245	32	50	41	106	16	13%	89	36%	38yl
Toronto	250	34	55	39	112	10	14%	79	32%	37yl
Winnipeg	220	58	39	22	91	10	26%	73	33%	38yl

TEAM	Own 1-40*		Own 41-55		Opp 55-41		Opp 40-1	
	Drv	TD	Drv	TD	Drv	TD	Drv	TD
British Columbia	175	32	39	9	18	7	16	8
Calgary	162	21	36	11	24	8	17	8
Edmonton	186	16	27	4	16	7	10	6
Hamilton	172	15	45	8	22	9	11	1
Montreal	158	21	38	9	15	5	19	6
Ottawa	167	18	52	5	13	3	14	4
Saskatchewan	174	19	44	5	11	3	16	5
Toronto	176	14	45	9	18	3	11	8
Winnipeg	161	40	36	9	10	2	13	7

\* Average drive start yard line i.e. Own 33 yl; Own 1-40 refers to drive starting point

TEAM	2ND DOWN CONVERSIONS			2ND & 7+ YDS			2ND & 4-6 YDS			2ND & 1-3 YDS		
	Att	Md	Pct	Att	Md	Pct	Att	Md	Pct	Att	Md	Pct
British Columbia	384	193	50.3	215	79	36.7	90	55	61.1	79	59	74.7
Calgary	369	179	48.5	188	62	33.0	92	50	54.3	89	67	75.3
Edmonton	379	172	45.4	210	65	31.0	84	42	50.0	85	65	76.5
Hamilton	391	167	42.7	217	64	29.5	93	52	55.9	81	51	63.0
Montreal	361	167	46.3	198	74	37.4	87	46	52.9	76	47	61.8
Ottawa	424	198	46.7	241	69	28.6	88	53	60.2	95	76	80.0
Saskatchewan	380	149	39.2	221	69	31.2	95	37	38.9	64	43	67.2
Toronto	406	192	47.3	209	77	36.8	111	60	54.1	86	55	64.0
Winnipeg	381	214	56.2	180	80	44.4	118	62	52.5	83	72	86.7
<b>CFL-WIDE</b>	<b>3,475</b>	<b>1,631</b>	<b>46.9</b>	<b>1879</b>	<b>639</b>	<b>34.0</b>	<b>858</b>	<b>457</b>	<b>53.3</b>	<b>738</b>	<b>535</b>	<b>72.5</b>

OPPONENTS:		
Att	Md	Pct
367	158	43.1
391	162	41.4
373	198	53.1
397	184	46.3
391	207	52.9
381	180	47.2
391	188	48.1
406	186	45.8
378	168	44.4
<b>3,475</b>	<b>1,631</b>	<b>46.9</b>

2022 CFL-WIDE POSSESSION ANALYSIS	
<b>Possessions</b>	2,167
<b>Off. TDs</b>	365
<b>FG Attempts</b>	452
<b>Off Turnovers</b>	331
<b>Other incl. Punts</b>	1,019
<b>Off. TD %</b>	16.8%
<b>2&amp;Out %</b>	32.9%

TEAM	RED ZONE:				OPPONENTS RZ:		
	Tot	TD	TD%	Rank	Tot	TD	TD%
British Columbia	55	39	70.9	1	58	28	48.3
Calgary	57	37	64.9	3	54	27	50.0
Edmonton	49	28	57.1	4	56	39	69.6
Hamilton	44	23	52.3	6	49	31	63.3
Montreal	65	34	52.3	5	60	36	60.0
Ottawa	57	26	45.6	8	60	38	63.3
Saskatchewan	46	22	47.8	7	53	27	50.9
Toronto	49	21	42.9	9	46	22	47.8
Winnipeg	56	37	66.1	2	42	19	45.2
<b>CFL-WIDE</b>	<b>478</b>	<b>267</b>	<b>55.9</b>		<b>478</b>	<b>267</b>	<b>55.9</b>

TEAM	TURNOVERS			Give Away	Int Off	Fum Lost	T/O Dns	Opp Pts
	TM	Ratio	Rk					
BC	+8	3	34	13	11	10	103	
CGY	+21	1	25	13	9	3	51	
EDM	-21	8	52	22	15	15	157	
HAM	-22	9	52	20	17	15	157	
MTL	+1	5	37	18	11	8	122	
OTT	-5	7	40	15	10	15	103	
SSK	-3	6	44	17	7	20	90	
TOR	+7	4	41	18	15	8	106	
WPG	+14	2	23	15	6	2	57	
<b>CFL-WIDE</b>	<b>348</b>		<b>151</b>	<b>101</b>	<b>96</b>	<b>946</b>		

TEAM	Take Away	Int Def	Fum Rec	T/O Dns	Pts Off
Calgary	46	19	13	14	181
Edmonton	31	10	14	7	84
Hamilton	30	19	3	8	60
Montreal	38	14	14	10	110
Ottawa	35	11	15	9	64
Saskatchewan	41	15	14	12	83
Toronto	48	28	9	11	160
Winnipeg	37	16	8	13	111
<b>CFL-WIDE</b>	<b>348</b>	<b>151</b>	<b>101</b>	<b>96</b>	<b>946</b>

- NOTES: 1. Interceptions or Fumbles Lost on 2-pt Convert attempts are NOT counted as Turnovers since no new series of downs results (next play generally a kickoff).  
 2. Two-&-Outs are defined as and recorded for drives where no First Downs are made.  
 3. Within the Total Giveaways there were 17 made on Spec. Teams (fumbled kick returns): BC 1, CGY 4, EDM 2, HAM 1, MTL 1, OTT 2, SSK 3, TOR 2, WPG 1.

# 2022 CFL GAME PARTICIPATION

## WEST DIVISION

BC	POS	GP	GS	PL	CALGARY	POS	GP	GS	PL	EDMONTON	POS	GP	GS	PL	EDM (CONT'D)	POS	GP	GS	PL
ADAMS JR, Vernon	QB	8	6	2	ADEYEMI-BERGLUND, I	DL	18	1	1	ADJEY, Peter	LS	18	0	0	NELSON, Charles	WR	6	1	0
ANDERSON, Bruce	RB	6	1	0	AMOAKO, Daniel	DB	10	0	0	ANTIGHA, Tobi	DL	12	1	0	NELSON, Cole	OL	1	0	0
ARCHIBALD, Joshua	DE	10	0	2	BANE, Shawn	WR	9	7	0	APPOLON, Wesly	DL	1	1	0	NIELSEN, Steven	OL	17	0	0
AWE, Micah	DL	1	0	0	BANKS, Stefen	DL	13	1	0	ARBUCKLE, Nick	QB	5	3	0	NOEL, Llevi	WR	11	0	0
BANKS, Josh	DL	16	16	2	BEGELTON, Reggie	WR	18	18	1	ARCENEAUX, Emmanuel	WR	12	12	0	OLUMBA, Donovan	DB	2	2	0
BARON, Woody	DL	6	3	2	BELL, Bryce	OL	18	7	1	BADIE, Sherman	DL	4	3	0	OPARA, Kingsley	DL	0	0	0
BETTS, Mathieu	DL	18	18	2	BOUKA, Elie	DB	14	7	1	BEARD, David	OL	10	10	0	OSEI-KUSI, Chris	WR	17	4	0
BONNER, Tim	DL	10	10	0	BRANCH, Marcellis	DB	0	0	0	BEAUDRY, Mike	QB	10	0	0	PELLEY, J-min	DL	16	6	0
BREAUX, Delvin	DL	9	9	0	CAREY, Ka'Deem	RB	14	14	1	BONNER, Tim	DL	0	0	0	PLAMONDON, Jacob	DL	14	0	0
BROXTON, Jarrell	OL	3	3	2	COKER, Joshua	OL	2	2	0	BROWN, Kevin	DL	7	4	0	POLITE, Jachal	DL	3	0	0
BURNHAM, Bryan	WR	9	9	2	COWAN, Brad	LB	17	0	1	BUTLER, Hakeem	WR	1	1	0	REAVES, Jordan	DB	8	0	0
BUTLER, James	RB	17	17	2	CRAWFORD, Aaron	LS	17	0	1	CARTER, Duron	WR	10	6	0	RECTOR, Christian	DT	8	5	0
CERRY, Nathan	DL	17	7	2	DENNIS, Derek	OL	14	14	0	CASTILLO, Sergio	K-P	18	0	0	RICHARDS, Jeff	DB	7	3	0
CHUNGH, Sukh	OL	16	16	2	DEVINE-SCOTT, Bailey	DB	3	0	0	CERESNA, Jake	DL	12	12	0	ROSS, Daniel	DL	0	0	0
COOPER, Tyneil	DB	3	3	0	DOZIER, Branden	DB	7	5	1	COBB, Gavin	WR	0	0	0	ROSS, Shai	WR	2	1	0
COTTOY, Jevon	WR	18	18	2	ELLIOTT, Javien	DB	4	4	1	COE, Nick	DL	2	1	0	RYAN, Jon	P	11	0	0
DEBAILLIE, Tibo	DL	18	0	2	GOMES, Ryan	LB	1	0	0	COLLINS, Jalen	DB	6	6	0	SAULSBERRY, Christian	RB	8	0	0
DOLL, Tanner	LB	18	0	2	GOOD-JONES, Julian	OL	15	15	1	CORNELIUS, Taylor	QB	12	12	0	SHELDON, Brady	LB	4	3	0
EDWARDS-COOPER, J	DB	7	7	2	GRACE, Cody	K-P	15	0	1	COSTIGAN, Thomas	DL	11	10	0	SIMONISE, Rashaun	DB	10	0	0
FIGUEROA, Joel	OL	18	18	1	GRAHAM, Elliot	LB	9	0	0	DAVIS, Ben	DL	2	0	0	SONNIER, Malik	DB	5	5	0
FIRLOTTE, Jacob	DB	1	0	0	HAKUNAVANHU, Luther	WR	15	0	1	DECOUD, Treston	DB	18	18	0	TAYLOR, Jeawon	LB	4	4	0
FLINTOFT, Stefan	K-P	18	0	2	HENRY, Malik	WR	13	13	1	DOMINIQUE, Jeremie	DB	15	0	0	THOMAS, Daquaylyn	DB	0	0	0
FORTT, Omar	LB	2	0	0	HUNCHAK, Colton	WR	14	0	1	DUBUISSON, Mike	DB	16	0	0	THOMAS, Matthew	LB	18	14	0
FOX, Miles	DL	3	0	0	JAMERSON, Natrell	DB	4	4	1	EALY, Kony	DL	10	1	0	TYNE, Malik	LB	8	1	0
FRANCIS, Kevin	DB	18	0	2	JORDEN, Kamar	WR	12	12	1	ELAM, Matt	DB	3	3	0	VANDERVOORT, Dan	WR	18	4	0
GODBER, Peter	OL	18	18	2	JUDGE, Cameron	LB	17	17	1	ELLIS, Avery	DL	7	6	0	WALKER, Derel	WR	16	16	0
GREENE, Adrian	DB	9	0	2	LANGLAIS, William	RB	18	18	1	EVANS, Nate	DB	4	1	0	WASHINGTON, Tony	OL	9	9	0
GUZYLAK-MESSAM, Ivan	DB	17	0	2	LEMON, Shawn	DL	17	17	1	FLETCHER, Walter	RB	0	0	0	WATSON, Tre	LB	3	3	0
GWACHAM, Obum	DL	14	14	0	LOGAN, Peyton	RB	16	0	0	FORBES-MOMBLEAU, V	WR	4	4	0	WILDER JR., James	RB	3	3	0
HARRY, Jamie	DB	2	0	0	MAIER, Jake	QB	18	9	1	FORD, Tre	QB	10	3	0					
HATCHER, Keon	WR	18	18	2	MCLAIRN, Terrell	DL	10	1	1	FOUCAULT, David	OL	18	18	0					
HLADIK, Ben	LB	18	13	2	MCEWEN, Sean	OL	12	12	1	GAINNEY, Ed	DB	18	18	0					
HOLLINS, Alexander	WR	4	4	2	MCKNIGHT, Romeo	DL	4	0	0	GARCIA, Antonio	OL	1	1	0					
JOHNSON, Hakeem	DB	16	1	0	MIDDLEMOST, Tyson	WR	16	0	1	GARNETT, Andrew	OL	8	8	0					
KNEVEL, David	OL	0	0	0	MILLS, Dedrick	RB	6	4	1	GIBBON, Jesse	OL	7	1	0					
LEE, T.J.	DB	15	15	2	MITCHELL, Bo Levi	QB	18	9	1	GREEN, Tanner	FB	15	0	0					
LOKOMBO, Bo	DB	13	7	2	MOORE, Charlie	LB	17	0	1	GRYMES, Aaron	DB	0	0	0					
MACKIE, David	DB	14	0	2	MOTLEY, Parnell	DB	1	0	0	GUTHRIE, Jaylan	OL	1	0	0					
MAUGER, Quincy	DB	8	8	0	MOXEY, Jonathan	DB	16	16	1	HAMLIN, Nate	RB	5	0	0					
MENARD, David	DL	18	0	2	MUHAMMAD, Brad	DB	16	16	0	HARRY, Jamie	DB	9	6	0					
NORMAN, Philip	OL	15	15	1	OBINNA, George	DL	2	0	0	HENRY, Makana	DL	12	11	0					
O'CONNOR, Michael	QB	17	1	0	ODOMS-DUKES, Tre	WR	4	4	0	HOLLEY, Caleb	WR	2	2	0					
PACKER, Tyler	OL	2	0	0	ORIMOLADE, Folarin	DL	17	17	1	HOLMES, Ben	QB	1	0	0					
PEARSON, Josh	WR	2	2	0	PAREDES, Rene	K	18	0	1	HOSKINS, Trey	DB	1	1	0					
PEIRSON, Andrew	OL	18	2	2	PHILPOT, Jalen	WR	14	11	1	HUTTER, Scott	DB	18	13	0					
PERKINS, Kent	OL	18	18	2	POWER, Charlie	RB	15	0	1	IRONS, Maleek	RB	5	0	0					
PETERMANN, Daniel	WR	18	0	2	RAYAM, T.J.	DL	10	0	1	IVEY, Martez	OL	15	15	0					
PETERS, Garry	DB	18	18	2	ROBERSON, Tre	DB	5	5	0	JACK-KURDYLA, Thomas	OL	11	9	0					
PICKETT, Riley	DL	10	0	0	ROSE, Mike	DL	17	17	1	JACKSON, Lucky	WR	1	1	0					
PIPKIN, Antonio	QB	18	1	2	ROYER, Demetri	DB	0	0	0	JACKSON, Martese	RB	1	0	0					
PURIFOY, Loucheiz	DB	18	18	2	RUFFIN, Dionte	DB	9	9	0	JACKSON, Nih-Jer	WR	2	0	0					
RHYMES, Dominique	WR	18	18	2	SCEVIOUR, Ryan	OL	18	18	1	JONES, Mike	WR	7	7	0					
RICHARDSON, Steven	DL	0	0	0	SCHAKEL, Josiah	LB	7	0	0	JONES, Tony	LB	2	0	0					
ROSS, Shai	WR	8	0	0	SCHNITZLER, Tom	RB	3	0	0	KELLY, Colin	OL	2	2	0					
ROURKE, Nathan	QB	10	10	2	SEINET-SPAULDING, A	DL	0	0	0	KONAR, Adam	LB	18	18	0					
ROUYER, Maxime	LB	7	0	2	SINDANI, Richard	WR	13	7	1	KORTE, Mark	OL	17	17	0					
RUGAMBA, Emmanuel	DB	11	11	2	SMITH, Jimmy	P-K	3	0	0	LACEY, Deon	LB	9	2	0					
SAYLES, Marcus	DB	18	18	2	SMITH, Shaq	LB	5	0	0	LAWLER, Kenny	WR	12	12	0					
SCARFONE, Jacob	WR	17	6	2	SOPIK, Fraser	LB	12	0	1	LEONARD, Raphael	WR	5	2	0					
TEUHEMA, Sione	DT	14	4	2	STATZ, Nick	DB	11	1	0	LOCKSLEY, Kai	QB-R	16	12	0					
THOMSON, Kevin	QB	1	0	0	STEVENS, Tommy	QB	18	0	1	LOUIS, Claudell	OL	1	1	0					
VILLAMIZAR, Mario	RB	17	0	2	STEWART, Silas	LB	18	4	1	LUCIER-SOUTH, Keisean	DL	3	3	0					
WHITEHEAD, Lucky	WR	15	15	0	THORNTON, Hugh	OL	4	4	1	LYLES, Jamel	RB	1	0	0					
WHYTE, Sean	K	18	0	2	THURMAN, Jameer	LB	15	15	1	LYON, Nafees	DB	8	8	0					
WILLIAMS, Jordan	LB	18	16	2	WALL, Titus	DB	10	10	1	MAKONZO, Enoch	DB	16	10	0					
WILLIAMS, Terry	WR	8	0	2	WASHINGTON, Trumaine	DB	12	12	1	MAKONZO, Ethan	DB	4	0	0					
WOODS, Josh	LB	17	0	2	WIGGAN, Derek	DL	18	18	1	MARSHALL, Jalin	WR	6	6	0					
WYNN, Shane	WR	1	0	0	WILLIAMS, Darius	DB	9	2	0	MCKEVER, Pharaoh	WR	3	3	0					
ZERR, Noah	OL	4	0	0	WILLIAMS, Kobe	LB	11	11	1	MCLAURIN, Mark	DB	2	1	0					
					WILLIAMS, Zack	OL	18	18	1	MENDEL, Matt	K-P	6	0	0					
					WILSON, Raheem	DB	6	6	0	MESKELL, Ryan	K	1	0	0					
					YOUNG, Perry	LB	3	0	0	MILANOVIC-LITRE, Ante	RB	18	8	0					
					ZAMORA, Jonathan	OL	7	0	0	MITCHELL, Dillon	WR	9	8	0					
									MORGAN, Nyles	LB	6	6	0						
									MRABURE, Ese	DL	18	0	0						

## SASKATCHEWAN

POS	GP	GS	PL	
ADAMS, Keion	DE	7	4	0
ALFORD, Mario	WR	13	1	0
ALLATORRE, Diego	OL	1	0	0
ALLEN, A.J.	LB	12	0	0
ARISTILDE, Dieuly	WR	1	1	0
AWACHIE, Albert	LB	17	0	0
BANDY, Logan	OL	17	11	0
BEAULIEU, Jordan	DB	10	0	0
BIERRIA, Keishawn	LB	2	0	0
BRINGI, Tommy	LB	12	0	0
BROWN, Blace	DB	5	4	0
BROWN, Miles	DL	13	7	0
CAMPBELL, Jamal	OL	12	2	0
CHRISTMAS, Demarcus	DL	15	7	0
CIMANKINDA, Alain	DL	1	0	0
CLARK, Dan	OL	6	6	0
CLARK, Jeremy	DB	17	17	0
COOPER, Shaq	RB	3	1	0
DABIRE, Charbel	DL	15	6	0
DALKE, Jayden	DB	18	3	0
DEAN, Larry	LB	18	18	0
DETHIER, Vincent	DB	1	0	0
DOELLY, Nicholas	DL	8	0	0
DLEGALA, Jake	QB	2	1	0
EDEM, Mike	DB	17	17	0
EMILUS, Samuel	WR	15	4	0
EVANS, Shaq	WR	10	10	0
FAJARDO, Cody	QB	17	15	0
FERLAND, Logan	OL	16	16	0
FINE, Mason	QB	17	2	0
GENMARK HEATH, J	LB	2	0	0
HARRIS, Nigel	LB	3	0	0
HARTY, Jake	WR	9	3	0
HENDERSON, Amari	DB	11	11	0
HERDMAN-REED, Jordan	LB	8	0	0
HERDMAN-REED, Justin	LB	14	0	0
HICKSON, Frankie	RB	13	4	0
HUGHES, Charleston	DL	12	4	0
HUS, Jorgen	LB	18	0	0
JOHNSON JR, Gary	LB	6	0	0
JOHNSON, Evan	OL	18	18	0
JONES, Tevin	WR	14	5	0
KENNY, David	DL	1	0	0
Cont'd...				



# 2022 CFL GAME PARTICIPATION

## WEST DIVISION

SSK CONT'D	POS	GP	GS	PL
KRAMER, Weston	DL	2	0	0
LABELLE, Bruno	FB	15	0	0
LAFRANCE, Kienan	RB	11	1	0
LANIER, Anthony	DL	11	11	0
LAUDERDALE, Andrew	OL	8	8	0
LAUTHER, Brett	K-P	18	0	0
LEE, Malcolm	DB	5	0	0
LENIUS, Brayden	DL	7	7	0
LEONARD, A.C.	DL	13	13	0
LEWIS, Wesley	WR	4	0	0
LOKOMBO, Nelson	DB	12	4	0
MARINO, Garrett	DL	8	6	0
MARSHALL, Nick	DB	16	16	0
MCINNIS, Justin	WR	13	13	0
MILLIGAN, Rolan	DB	17	17	0
MONCRIEF, Derrick	LB	17	17	0
MOORE, Kyran	WR	7	7	0
MORROW, Jamal	RB	12	12	0
ONYEKA, Godfrey	DB	2	1	0
ONYEKA, Kosi	LB	8	0	0
PICTON, Mitchell	WR	11	6	0
PINCKNEY, Michael	LB	0	0	0
PRALL, Jacob	WR	6	6	0
REAVIS, C.J.	DB	4	1	0
RICE, Justin	LB	3	0	0
RICHARDSON, Kooper	OL	6	6	0
ROBERTSON, Pete	DL	14	14	0
RODGERS, Na'Ty	OL	9	9	0
ROSCOE, Cody	DL	2	0	0
SANKEY, Darnell	LB	18	18	0
SCHAFFER-BAKER, Kian	WR	18	18	0
ST. JOHN, Josiah	OL	11	4	0
TEITZ, Micah	LB	0	0	0
TUCK, James	DB	15	0	0
VAUGHN, Terran	OL	10	10	0
VEDVIK, Kaaere	K-P	18	0	0
WEAH, Jester	WR	2	1	0
WEBB, Damon	DB	2	0	0
WILLIAMS, D'haquille	WR	8	8	0

WINNIPEG	POS	GP	GS	PL
ADAMS, Keion	DE	3	2	1
AGUDOSI, Carlton	WR	2	2	0
ALEXANDER, Brandon	DB	5	5	2
AUGUSTINE, Johnny	RB	18	0	2
BAILEY, Rasheed	WR	18	18	2
BENSON, Mike	LB	18	0	2
BIGHILL, Adam	LB	18	18	2
BRIGGS, Jesse	LB	12	5	2
BROWN, Dru	QB	18	1	2
BRYANT, Stanley	OL	17	17	2
BURTENSHAW, Konner	FB	10	0	2
CADWALLADER, Tanner	LB	18	0	2
CLEMENTS, Malik	LB	12	9	2
COLE, Brian	LB	11	0	2
COLLAROS, Zach	QB	18	17	2
COOPER, DeJaun	LB	5	0	2
COUTURE, Michael	OL	7	4	2
DARBY, Alden	DB	2	2	2
DEMSKI, Nic	WR	13	13	2
DOBSON, Liam	OL	16	1	2
ELLINGSON, Greg	WR	8	8	2
FORD, Tyrell	DB	18	1	2
GAUTHIER, Shayne	LB	18	0	2
GLASS, Tyquan	DB	3	3	0
GRANT, Janarion	WR	16	3	2
GRAY, Geoff	OL	18	18	2
HALLETT, Nick	DB	18	6	2
HALLETT, Noah	DB	2	0	0
HANSEN, Thiadric	LB	10	0	0

## EAST DIVISION

WPG CONT'D	POS	GP	GS	PL
HARDRICK, Jermarcus	OL	17	17	2
HARRISON, Tavaris	WR	5	0	0
HASSELL, J.T.	DB	4	0	0
HOLM, Evan	DB	9	4	2
HOUSTON, Demerio	DB	11	9	0
JEFFCOAT, Jackson	DL	12	12	2
JEFFERSON, Willie	DL	18	18	2
KARAMOKO, Souleymane	DB	2	0	0
KOLANKOWSKI, Chris	OL	17	15	2
KRAMDI, Redha	LB	17	1	0
LAVIGNE, Cedrick	DB	2	0	0
LAWRENCE, Desmond	DB	1	1	2
LAWSON, Cameron	DL	18	0	2
LIEGGHIO, Marc	K-P	18	0	2
LOFTON, Eric	OL	1	1	0
MACHINO, Tomoya	OL	3	0	0
MACK III, L.B.	DL	6	1	0
MANCUSO, Joe	QB	6	0	0
MARUO, Les	LB	17	0	2
MASTON, Mercy	DB	0	0	0
MCCRAE, Greg	RB	15	7	0
MCKNIGHT, Kelvin	WR	0	0	0
MILLER, Mike	DB	18	0	2
NEUFELD, Patrick	OL	17	17	2
NICHOLS, Deatrick	DB	17	17	2
O'LEARY-ORANGE, Br.	WR	12	7	2
OLIVEIRA, Brady	RB	18	18	2
PARKER, Jamal	DB	13	7	2
PRUKOP, Dakota	QB	12	0	2
RENE, Patrice	DB	1	0	0
RICHMOND, Drew	OL	0	0	0
ROSE, Winston	DB	17	17	2
RUTLEDGE, Donald	DB	16	15	0
SAYLES, Casey	DL	18	18	2
SCHOEN, Dalton	WR	18	18	2
TAYLOR, Nick	DB	13	13	0
THOMAS, Jake	DL	18	18	2
THOMPSON, Malcolm	DB	10	7	0
WALKER, Ricky	DT	12	0	1
WILCOTS, Cedric	DL	10	3	0
WILSON, Kyrie	LB	4	4	0
WITT, Tyler	OL	1	0	0
WOLITARSKY, Drew	WR	14	14	2

## EAST DIVISION

HAMILTON	POS	GP	GS	PL
ADDISON, Bralon	WR	8	8	0
ADELEKE, Tunde	DB	18	18	1
AUTRY, Lee	DL	2	2	0
BEARD, David	OL	7	6	1
BEEKSMA, Jared	LB	6	0	0
BENNETT, Mason	DE	17	11	1
BINGHAM, Ronheen	DL	3	0	0
BROOKS, Cariel	DB	12	12	1
BURT, Jake	TE	10	0	0
BUTLER, Emmanuel	WR	1	1	0
CARNEY, Malik	DL	17	6	1
CRAWFORD, Tre'	DL	3	2	0
CROSS, Nick	LB	5	0	0
DARBY, Alden	DB	10	7	0
DIALLO, Michael	DL	16	2	1
DOMAGALA, Michael	K	17	0	0
DUNBAR, Steven	WR	17	17	1
DURANT, Lemar	WR	11	10	1
EVANS, Ciante	DB	13	12	1
EVANS, Dane	QB	17	13	1
FEDERICO, Anthony	DL	10	0	1
FELTMATE, Bailey	LB	13	0	1
FONTANA, Alex	OL	7	7	0
GARAND-GAUTHIER, F	FB	17	0	1

HAM CONT'D	POS	GP	GS	PL
GIBBON, Jesse	OL	11	4	0
GNAHOUA, Valentin	DL	18	0	0
GODWIN II, Terry	WR	2	2	0
HAYES, Blake	P	1	0	1
HILLS, Wes	RB	6	6	1
HOWSARE, Julian	DE	16	16	1
IRONS, Maleek	RB	2	0	0
JACKSON, Don	RB	10	9	0
JOHNSON, Anthony	WR	5	5	1
JOHNSON, Micah	DL	16	16	1
JONES, Mike	WR	1	1	0
JOSEPH, Vosean	LB	8	0	0
KATSANTONIS, Stavros	DB	18	0	1
KELLY, Colin	OL	14	14	1
KELLY, Kameron	DB	18	18	1
KEMP, Brandon	OL	1	1	0
LARYEA, Simon	P	4	0	0
LAURENT, Ted	DL	17	3	1
LAWRENCE, Desmond	DB	5	1	0
LAWRENCE, Simoni	LB	9	9	1
LEONARD, Richard	DB	18	18	1
MANALO, Myles	LB	9	0	1
MCDONALD, Grant	LB	18	0	1
MORTON, Jalen	QB	4	0	0
MULUMBA, Chris	DL	3	0	0
NELSON, Patrick	LB	0	0	0
NEWMAN, Jamie	QB	12	1	1
NEWTON, Curtis	LB	7	0	0
OKAFOR, Kay	OL	12	1	1
PICKETT, Andrew	OL	1	0	0
RANDLE JR., Rodney	DB	4	4	0
REVENBERG, Brandon	OL	17	17	1
RICHARDS, Jarek	LB	1	0	0
RILEY, Tyrone	OL	8	8	1
ROLLE, Jumal	DB	16	16	1
RYAN, Jon	P	0	0	0
SANTOS-KNOX, Jovan	LB	17	17	1
SAXELID, Kyle	OL	9	2	1
SHILTZ, Matthew	QB	17	4	1
SMALL, Seth	K	14	0	1
SMITH, Kiondre	WR	18	8	1
SUNDERLAND, Will	DB	1	1	0
TERNOWSKI, Tyler	WR	10	6	1
THOMAS-ERLINGTON, Se	RB	18	3	1
TURNER, Tyler	WR	2	0	0
UNGERER, David	WR	14	7	0
VAN ZEYL, Chris	OL	6	6	1
VORNAHL, Travis	OL	9	9	0
WHITE, Papi	WR	8	8	0
WHITE, Tim	WR	17	17	1
WHITFORD, Joel	P	0	0	0
WHYTE, Gordon	LB	18	0	1
WILCOTS, Cedric	DL	4	1	1
WILLIAMS, McKinley	DL	1	1	0
WILSON, Kyle	LB	17	10	1
WOODMANSEY, Coulter	OL	15	15	1
WOODS III, Lawrence	DB	14	1	1
WYNN, Dylan	DL	12	12	0

MONTREAL	POS	GP	GS	PL
ABSHER, Dante	WR	1	1	0
ACKIE, Chris	DB	13	4	2
ADAMS JR, Vernon	QB	5	2	0
ALEXANDER, Davis	QB	13	0	2
ALFORD, Mario	WR	1	0	0
ANTWI, Jeshrun	RB	18	6	2
AWE, Micah	DL	13	12	0
BEVERETTE, Tyrice	LB	18	14	2
BIERRIA, Keishawn	LB	3	0	2
BROWN, David	OL	18	6	2

MTL CONT'D	POS	GP	GS	PL
CALLENDER, Nick	OL	16	16	2
CARON, Pierre-Luc	LS	18	0	2
CHAGNON, Frederic	LB	16	0	2
CIBASU, Regis	WR	17	0	2
COSTIGAN, Thomas	DL	7	0	1
CÔTÉ, David	K-P	18	0	2
DAVIS, Dominique	QB	18	1	2
DAVIS, Jamal	DL	6	5	2
DAVIS, Patrick	OL	13	0	2
DEQUOY, Marc-Antoine	DB	17	17	2
DESJARDINS, Vincent	DL	4	0	2
DURDEN, Kenneth	DB	7	4	2
ELLIS, Avery	DL	9	7	0
ELLIS, Jabari	DL	2	0	0
EXUME, Kerfalla	DB	18	0	2
FEASTER, Tavien	RB	2	1	0
FLETCHER, Walter	RB	14	6	2
GAGNE, Alexandre	LB	18	0	2
GAGNON, Philippe	OL	16	13	2
GAY, Isaiah	DB	1	0	0
GOWANLOCK, Brock	DL	10	0	2
HARELIMANA, Brian	LB	18	4	2
HARRIS, Trevor	QB	18	15	2
HARVEY-CLEMONS, J	WR	5	0	0
JAMIESON, Sean	OL	12	12	0
JOHNSON, Mustafa	DL	8	7	2
JONES, Jarnor	DB	1	0	0
JONES, Mike	DB	18	18	2
JONES, Mike	WR	2	1	0
JULIEN-GRANT, Kaion	WR	18	18	2
KAYA, Kevin	WR	5	0	0
LESTAGE, Pier-Olivier	OL	11	6	2
LEWIS, Eugene	WR	17	17	2
LINDLEY, Zach	LB	12	0	1
LYON, Nafees	DB	6	6	2
MATTE, Kristian	OL	17	17	2
MAYALA, Hergy	WR	18	17	1
MOORE, Mike	DL	18	18	2
MURRAY, Najee	DB	13	9	2
NEWMAN, Warren	WR	2	0	0
NORMAND, Christophe	RB	10	0	0
PHILPOT, Tyson	WR	18	3	2
PICKETT, Adarius	DB	16	16	2
RANDLE JR., Rodney	DB	8	8	0
REID, Greg	DB	1	1	0
RICE, Landon	OL	18	17	2
RICHARDS, Tyrell	LB	7	2	0
SCHLEUGER, Chris	OL	6	3	0
SEWELL, Almondo	DL	16	16	2
SIMMONS, Antonio	DL	3	0	0
SPIEKER, Cole	WR	2	1	1
STANBACK, Will	RB	5	5	2
SUTTON, Wesley	DB	18	18	2
TEXADA, Rhanthony	DB	1	0	0
USHER, Nick	DL	13	13	2
WAKEFIELD, Michael	DL	14	6	0
WATSON, Tre	LB	4	4	0
WHITE JR., Reggie	WR	15	15	0
WIENEKE, Jake	WR	16	16	2
WILLIAMS, Darius1	DB	10	1	0
WILSON, Raheem	DB	7	7	0
WORTHY, Chandler	WR	15	0	2
ZEMA, Joseph	K-P	18	0	2

## 2022 CFL GAME PARTICIPATION

### EAST DIVISION

OTTAWA	POS	GP	GS	PL	POS	GP	GS	PL	
ABRAHAMS-WEBSTER	DB	0	0	0	KANNEH, Abdul	LB	12	12	0
ACKLIN, Jaelon	WR	15	15	0	KIELY, Will	DL	4	0	0
ADAMS, Darvin	WR	18	18	0	LAING, Cleyon	DL	18	18	0
ADAMS, Tyrie	QB	6	0	0	LEONE, Richie	K-P	18	0	0
ADDAE, Alonzo	DB	18	12	0	LEVELS, Patrick	DB	13	13	0
ARBUCKLE, Nick	QB	12	8	0	MAHOUNGOU, Anthony	WR	1	0	0
AUCLAIR, Adam	LB	12	8	0	MALTOS, Jose	K	1	0	0
BAILEY, Hakeem	DB	6	6	0	MARINER, Siaoasi	WR	3	3	0
BALTIMORE, Sherrrod	DB	13	13	0	MARTIN-OGUIKE, Praise	DE	9	9	0
BASAMBOMBO, Dan	LB	18	0	0	MASOLI, Jeremiah	QB	4	4	0
BEHAR, Nate	WR	13	13	0	MAULDIN, Lorenzo	DL	18	18	0
BENNETT, Jackson	RB	14	2	0	NELSON, Patrick	LB	5	1	0
BOATENG, Kwaku	DL	0	0	0	NOEL, Llevi	WR	6	0	0
BOURASSA, Louis-Philippe	LS	18	0	0	ONYEKA, Kene	DL	17	2	0
BOYD, Dino	OL	15	15	0	OSUJI, Uzoma	OL	5	5	0
BRUEGGLING, Keaton	WR	8	0	0	PELEHOS, Zack	OL	10	0	0
CARTER, Bryce	DL	7	5	0	PHILIP, Shaydon	LB	8	0	0
CIMANKINDA, Alain	DL	1	0	0	POWELL, William	RB	7	7	0
CIRACO, Darius	OL	16	16	0	PRUNEAU, Antoine	DB	18	1	0
COLEMAN, Davon	DL	14	14	0	RICHARDS, Randy	OL	5	5	0
COLEMAN, Douglas	DB	5	5	0	ROMICK, Nigel	DL	9	0	0
CRANSTON, Ty	DB	17	0	0	RUBY, Jacob	OL	18	18	0
DANDRIDGE, Brandin	DB	6	5	0	SALMON, Shaheed	LB	18	1	0
DAVIS, Ryan	WR	10	8	0	SIMMONS, Antonio	DL	2	2	0
DEDMON, DeVonte	WR	6	0	0	SMITH, Tevaun	WR	8	3	0
DUBOIS, Marco	WR	18	0	0	STEVENS, Deshawn	LB	18	0	0
EVANS, Caleb	QB	18	6	0	STEWART, Hunter	OL	18	17	0
EVANS, Randall	DB	9	8	0	SZOTT, Jakub	OL	0	0	0
GILLANDERS, Brendan	RB	14	1	0	TEXADA, Rhanthony	DB	7	7	0
GOSELIN, Anthony	FB	18	0	0	VREDE, Tyron	LB	12	0	0
GRIFFIN, Frankie	LB	8	8	0	WARD, Lewis	K	18	0	0
HARDY, Justin	WR	7	7	0	WEBB, Damon	DB	9	9	0
HARRIS, R.J.	WR	5	5	0	WILLIAMS, Avery	LB	18	18	0
HOGAN-SAINDON, C	OL	18	3	0	WILLIAMS, Darius1	DB	0	0	0
HORNBUCKLE, Tre	DL	18	4	0	WILLIAMS, Devonte	RB	8	8	0
HOWELL, Justin	DB	5	5	0	WILLIAMS, Terry	WR	9	1	0
HUNTER, Monshadrik	DB	12	12	0	WILLIAMS, Ucambre	OL	11	11	0
JEAN-ALPHONSE, Edris	SB	4	0	0	YOUNG, Troy	LB	5	0	0
JOHNSON, Shaq	WR	18	17	0					

TORONTO	POS	GP	GS	PL	POS	GP	GS	PL	
ACHEAMPONG, Samuel	DL	16	1	2	HUNTER, Ryan	OL	5	2	2
ADEBOBOYE, Daniel	RB	18	1	2	JONES, Jonathan	LB	6	4	2
ALLEN, Dejon	OL	16	15	2	KELLY, Chad	QB	18	1	2
AMBLES, Markeith	WR	18	17	2	KNIGHT, Deionte	DL	4	1	0
AMOS, DaShaun	DB	17	17	2	LATOURE, Maxime	LS	11	0	2
BANKS, Brandon	WR	16	14	2	LAWRENCE, Justin	OL	18	17	2
BARLOW, Brandon	DL	10	1	2	LEAKE, Javon	RB	8	0	2
BEDE, Boris	K-P	18	0	2	MACKELLAR, Gregor	OL	16	12	2
BETHEL-THOMPSON, M	QB	18	17	2	MARION, Benoit	DL	12	0	2
BLADEK, Dariusz	OL	17	17	2	MCFADDEN, Tarvarius	DB	18	17	2
BLAKE, Philip	OL	17	17	2	MCLEOD, Julian	DL	4	0	0
BOATENG, Matt	DB	1	0	0	MCMANIS, Wynton	LB	14	14	1
BRESCACIN, Juwan	WR	6	1	0	MENCER, Eli	LB	6	0	0
BRINKMAN, Jared	DL	1	0	1	METCHIE, Royce	DB	17	17	2
BRISSETT, Dejon	WR	15	1	2	MOORE, Damontre	DL	1	0	0
CAGE, Isiah	OL	2	2	0	MUAMBA, Henoc	LB	17	17	2
CALVER, Brandon	LB	17	0	2	NICASTRO, Peter	OL	0	0	0
CARBONE, Joe	RB	4	0	0	NIELD, Tommy	WR	13	3	2
CARNELL IV, Maurice	DB	9	8	0	NOLL, Braydon	OL	1	0	0
CASSAR, Jack	LB	12	1	2	OAKMAN, Shawn	DT	17	17	2
CHURCHILL, Theren	OL	11	1	0	OKONTA-WARRISO, S	DL	2	0	0
COXIE, Damonte	WR	7	6	0	OUELLETTE, A.J.	RB	13	9	2
CROSS, Declan	RB	12	0	2	PENNEY-LARYEA, Enoch	DL	15	0	0
DANIEL, Robertson	DB	1	1	0	PETERS, Jamal	DB	15	15	2
DANIELS, DaVaris	WR	16	15	2	PHILLIPS, Cam	WR	12	12	2
DAVIS, Ja'Gared	DL	14	14	2	POLITE, Jachal	DL	3	0	0
EDWARDS, Chris	DB	13	13	2	PRIESTER, Robert	DB	12	6	2
EDWARDS, Earnest	WR	0	0	0	RAY, Shane	DE	13	13	0
FAYAD, Ali	DL	4	1	0	REINHART, Jake	LB	7	0	0
FOOTE, Fabion	DL	2	0	0	RICHARDS, Shane	OL	16	2	2
GIFFEN, Dylan	OL	1	1	0	RICHARDSON, A.J.	WR	0	0	0
GITTENS JR, Kurlleigh	WR	18	17	2	RICHARDSON, Shaq	DB	12	12	2
HAGERTY, Josh	DB	14	0	0	ROGERS, Eric	WR	1	1	0
HAGGERTY, John	K-P	17	0	2	SANKOH, Tigie	DB	9	0	0
HARRIS, Andrew	RB	8	8	2	SIMMONS, Austin	QB	2	0	0
HAYDEL, Jeremiah	WR	6	3	0	SMITH, Robbie	DL	17	7	2
HENDRIX, Dewayne	DL	17	17	2	SUTTON, Eric	DB	9	1	2
HOLDEN, Caleb	DB	8	1	0	TATE, Trevon	OL	4	4	0
HOLMES, Ben	QB	1	0	0	WRIGHT, Isaiah	WR	5	0	0
HOYTE, Trevor	LB	17	0	2	ZAMORA, Jonathan	OL	2	0	0

### 2022 INJURED LIST ONLY PLAYERS (0 GP)

TM	PLAYER	POS
BC	KNEVEL, David	OL
BC	RICHARDSON, Steven	DL
CGY	BRANCH, Marcellis	DB
CGY	ROYER, Demetri	DB
CGY	SEINET-SPAULDING, Andrew	DL
EDM	BONNER, Tim	DL
EDM	COBB, Gavin	WR
EDM	FLETCHER, Walter	RB
EDM	GRYMES, Aaron	DB
EDM	OPARA, Kingsley	DL
EDM	ROSS, Daniel	DL
EDM	THOMAS, Daquaylyn	DB
SSK	PINCKNEY, Michael	LB
SSK	TEITZ, Micah	LB
WPG	MASTON, Mercy	DB
WPG	MCKNIGHT, Kelvin	WR
WPG	RICHMOND, Drew	OL
HAM	NELSON, Patrick	LB
HAM	RYAN, Jon	P
HAM	WHITFORD, Joel	P
OTT	ABRAHAMS-WEBSTER, T	DB
OTT	BOATENG, Kwaku	DL
OTT	SZOTT, Jakub	OL
OTT	WILLIAMS, Darius	DB
TOR	EDWARDS, Earnest	WR
TOR	NICASTRO, Peter	OL
TOR	RICHARDSON, A.J.	WR

2022 MULTI-TEAM PLAYERS	TMS
JONES, Mike	EDM HAM MTL 3
ADAMS JR., Vernon	BC WPG 2
ADAMS, Keion	SSK WPG 2
ALFORD, Mario	MTL SSK 2
ARBUCKLE, Nick	EDM OTT 2
AWE, Micah	BC MTL 2
BEARD, David	EDM HAM 2
BIERRIA, Keishawn	SSK MTL 2
BONNER, Tim	BC EDM 2
CIMANKINDA, Alain	SSK OTT 2
COSTIGAN, Thomas	EDM MTL 2
DARBY, Alden	HAM WPG 2
ELLIS, Avery	MTL EDM 2
FLETCHER, Walter	EDM MTL 2
GIBBON, Jesse	HAM EDM 2
HARRY, Jamie	BC EDM 2
HOLMES, Ben	EDM TOR 2
IRONS, Maleek	HAM EDM 2
KELLY, Colin	EDM HAM 2
LAWRENCE, Desmond	HAM WPG 2
LYON, Nafees	EDM MTL 2
NELSON, Patrick	HAM OTT 2
NOEL, Llevi	OTT EDM 2
POLITE, Jachal	TOR EDM 2
RANDLE JR., Rodney	MTL HAM 2
ROSS, Shai	EDM BC 2
RYAN, Jon	HAM EDM 2

2022 CFL LEAGUE-WIDE DATA	
Players with at least one game played	685
Players with at least one start	458

2022 MULTI-TEAM PLAYERS	TMS
SIMMONS, Antonio	MTL OTT 2
TEXADA, Rhanthony	OTT MTL 2
WATSON, Tre	MTL EDM 2
WEBB, Damon	SSK OTT 2
WILCOTS, Cedric	WPG HAM 2
WILLIAMS, Terry	OTT BC 2
WILSON, Raheem	CGY MTL 2
ZAMORA, Jonathan	TOR CGY 2

The strictly amateur football era in Canada lasted from the late 19th Century and on into the early 1930s. Many of our clubs trace their roots to these amateur times. Canadian Football edged slowly toward full professionalism by 1936. The following table provides a complete list of CFL-related clubs since the founding of the IRFU in the East in 1907 and the WIFU in the West in 1936. These two league continue as our East & West Divisions today.



1907 TO 2022 CLUB RECORDS BY FRANCHISE (Chronological)	YEARS:		OVERALL RECORD:							A/T SCORING:				HOME:			AWAY:			
	First	Last	Yr <sup>3</sup>	GP	W	L	T	Pts <sup>4</sup>	Pct	PF	PA	PF	PA	W	L	T	W	L	T	
TORONTO Argonauts	1907	2022	108	1,407	663	718	26	1,353	.481	29,058	30,405	20.7	21.6	384	308	11	279	410	15	
OTTAWA <sup>5</sup>	1907	2022	95	1,173	508	646	19	1,037	.442	23,343	25,884	19.9	22.1	299	277	11	209	369	8	
SASKATCHEWAN-REGINA Roughriders	1936	2022	83	1,308	607	676	25	1,243	.475	28,280	30,105	21.6	23.0	356	285	13	251	391	12	
WINNIPEG Blue Bombers	1936	2022	83	1,310	682	614	14	1,379	.526	29,814	28,838	22.8	22.0	404	246	5	278	368	9	
EDMONTON Eskimos-Elks	1938	2022	75	1,249	695	536	18	1,410	.564	30,128	27,075	24.1	21.7	397	220	7	298	316	11	
CALGARY Stampeders	1945	2022	77	1,258	693	544	21	1,410	.560	30,601	27,467	24.3	21.8	402	217	10	291	327	11	
MONTREAL Alouettes-Concordes	1946	2022	67	1,050	516	513	21	1,054	.502	23,704	23,655	22.6	22.5	307	207	11	209	306	10	
HAMILTON Tiger-Cats <sup>6</sup>	1950	2022	72	1,164	559	588	17	1,138	.489	26,760	27,757	23.0	23.8	334	241	7	225	347	10	
BC Lions	1954	2022	68	1,156	561	571	24	1,147	.496	27,471	27,030	23.8	23.4	315	247	16	246	324	8	
HAMILTON Tigers <sup>6</sup>	1907	1947	34	219	120	88	11	251	.573	2,664	2,030	12.2	9.3	73	32	5	47	56	6	
MONTREAL AAA Winged Wheelers	1907	1935	26	159	52	104	3	107	.336	1,284	2,010	8.1	12.6	29	48	2	23	56	1	
MONTREAL (IRFU) <sup>6</sup>	1936	1945	6	36	6	29	1	13	.181	204	539	5.7	15.0	4	13	1	2	16	0	
CALGARY Bronks <sup>7</sup>	1936	1940	5	41	20	21	0	40	.488	337	390	8.2	9.5	14	7	0	6	14	0	
VANCOUVER Grizzlies <sup>7</sup>	1941	1941	1	8	1	7	0	2	.125	15	109	1.9	13.6	1	3	0	0	4	0	
HAMILTON Wildcats <sup>6</sup>	1948	1949	2	24	1	22	1	3	.063	235	524	9.8	21.8	1	10	1	0	12	0	
SACRAMENTO-SAN ANTONIO	1993	1995	3	54	27	26	1	55	.509	1,564	1,402	29.0	26.0	17	9	1	10	17	0	
BALTIMORE CFL-Stallions	1994	1995	2	36	27	9	0	54	.750	1,102	800	30.6	22.2	14	4	0	13	5	0	
SHREVEPORT Pirates	1994	1995	2	36	8	28	0	16	.222	795	1,176	22.1	32.7	6	12	0	2	16	0	
LAS VEGAS Posse	1994	1994	1	18	5	13	0	10	.278	447	622	24.8	34.6	3	6	0	2	7	0	
BIRMINGHAM Barracudas	1995	1995	1	18	10	8	0	20	.556	548	518	30.4	28.8	6	3	0	4	5	0	
MEMPHIS Mad Dogs	1995	1995	1	18	9	9	0	18	.500	346	364	19.2	20.2	4	5	0	5	4	0	
<b>TOTAL: 1907 TO 2022</b>				<b>5,871</b>	<b>5,770</b>	<b>5,770</b>	<b>202</b>	<b>11760</b>	<b>.500</b>	<b>258,700</b>	<b>44.1</b>	<b>3370</b>	<b>2400</b>	<b>101</b>	<b>2400</b>	<b>3370</b>	<b>101</b>			

FRANCHISE HISTORIES	First	Last	SEASONS PLAYED	FORMATION
TORONTO Argonauts	1907	2022	IRFU: 1907-1940, 1945-1957; CFL: 1958-2023	IRFU founder 1907 (club dates to 1873)
OTTAWA <sup>5</sup>	1907	2022	IRFU: 1907-1940, 1945-1957 (Rough Riders); CFL: 1958-1996, 2002-05 (Renegades), 2014-23 (REDBLACKS)	IRFU founder 1907 (club dates to 1876)
SASKATCHEWAN-REGINA Roughriders	1936	2022	WIFU: 1936-1941, 1945-1957; CFL: 1958-2023	WIFU founder 1936 (club dates to 1910)
WINNIPEG Blue Bombers	1936	2022	WIFU: 1936-1941, 1945-1957; CFL: 1958-2023	WIFU founder 1936 (club dates to 1930)
EDMONTON Eskimos-Elks	1938	2022	WIFU: 1938-1939, 1949-1957 (Eskimos); CFL: 1958-2020 (Eskimos), 2021-2023 (Elks)	Joined the WIFU in 1938, re-entered 1949 (Club dates to 1911)
CALGARY Stampeders	1945	2022	WIFU: 1945-1957; CFL: 1958-2023	Joined the WIFU in 1945
MONTREAL Alouettes-Concordes	1946	2022	IRFU: Alouettes 1946-1957; CFL: 1958-1986, 1996-2023 (Known as the Concordes 1982-85)	Joined the IRFU in 1946
HAMILTON Tiger-Cats <sup>7</sup>	1950	2022	IRFU: 1950-1957; CFL: 1958-2023	Entered IRFU 1950 (merger of Tigers/Wildcats)
BC Lions	1954	2022	WIFU: 1954-1957; CFL: 1958-2023	Joined the WIFU in 1954
HAMILTON Tigers <sup>7</sup>	1907	1947	IRFU: 1907-1940, 1945-1947	IRFU founder 1907 (1869 form); 1950 merger
MONTREAL AAA Winged Wheelers	1907	1935	IRFU: 1907-1935	IRFU founder 1907
MONTREAL (IRFU) <sup>7</sup>	1936	1945	IRFU: 1936-1945 (Several team nicknames)	Replaced MTL AAA
CALGARY Bronks <sup>8</sup>	1936	1940	WIFU: 1936-1940	Folded after 1940
VANCOUVER Grizzlies <sup>8</sup>	1941	1941	WIFU: 1941	Folded after 1941
HAMILTON Wildcats <sup>7</sup>	1948	1949	IRFU: 1948-1949	Folded by merger in 1950
SACRAMENTO-SAN ANTONIO	1993	1995	CFL: 1993-1995	US teams ceased operations after 1995
BALTIMORE CFL-Stallions	1994	1995	CFL: 1994-1995	
SHREVEPORT Pirates	1994	1995	CFL: 1994-1995	
LAS VEGAS Posse	1994	1994	CFL: 1994	
BIRMINGHAM Barracudas	1995	1995	CFL: 1995	
MEMPHIS Mad Dogs	1995	1995	CFL: 1995	

**HISTORICAL NOTES:**

- The CFL's East Division dates back directly to its founding in 1907 as the Interprovincial Rugby Football Union (IRFU). The West Division was founded in 1936 as the Western Interprovincial Football Union (WIFU). The IRFU and WIFU merged under a single governing body on January 19, 1958 as the Canadian Football League
- The above standings do not include the 1941 ECRFU (the IRFU suspended operations after 1940 due to WW II and returned to play in 1945). The WIFU did not stop for WW II until after the 1941 season but competed with the 1941 ECRFU winner (Ottawa) for the 1941 Grey Cup (Dominion Championship)
- "Yr" = number of years of operation including 1945 (WIFU conducted playoffs only). No regular season play was held from 1942 to 1944 or in 2020.
- Overtime losses in 2000 to 2002 were worth one standings point: BC 1, CGY 3, EDM 2, HAM 3, MTL 1, OTT 2, SSK 2, TOR 1, WPG 1. CFL - 2000: 5, 2001: 3, 2002: 8
- For historical record purposes, the Ottawa Football Clubs are considered to be a single entity with two intervals of non-participation (1997-2001 & 2006-2013). Previous Ottawa teams have been known as: Ottawa Football Club 1876 to 1898, Ottawa Rough Riders 1899 to 1913, Ottawa Senators or "Ottawas" 1913 to 1930, Ottawa Rough Riders 1931 to 1996, Ottawa Renegades 2002 to 2005. The current Ottawa member club of the CFL is the Ottawa REDBLACKS (2014-present)
- The Montreal (IRFU) clubs include all Montreal teams from 1936 to 1940 & 1945 and were named the Indians, Cubs, Royals, Bulldogs and Hornets. The Hamilton Tigers left the IRFU in 1948 and were replaced by the Hamilton Wildcats (ORFU). The Tigers and Wildcats merged in January 1950 to form today's Hamilton Tiger-Cats
- In the West, prior clubs in Calgary (the Bronks 1936-40) and Vancouver (the Grizzlies 1941) bear no connection to the CFL's Calgary Stampeders and BC Lions. The Edmonton Eskimos date to 1911 but did not enter the WIFU until 1938 (1938-39) and again following WW II in 1949. They were re-named the Edmonton Elks in 2021

For the history of Canadian Football and the CFL it is impossible to underestimate the importance of the 1936 season. Foundations of the present-day CFL East Division date to 1907 but the game was strictly an amateur one until the 1930s. By the mid-1930's players were beginning to be paid openly and commit their time to the game as an occupation. Most importantly, 1936 marks the foundation of the WIFU (Western Interprovincial Football Union), direct predecessor of the CFL West

**CANADIAN FOOTBALL HISTORY**

**REGULAR SEASON CHAMPIONS: 1936 TO 2022**

EASTERN CHAMPION: 1936 TO 2022								
YEAR	TEAM	HEAD COACH	G	W	L	T	Pct	POST-SEASON
2022	Toronto	Ryan Dinwiddie	18	11	7	0	.611	Won Grey Cup
2021	Toronto	Ryan Dinwiddie	14	9	5	0	.643	Lost East Final
2019	Hamilton	Orlando Steinauer	18	15	3	0	.833	Lost Grey Cup
2018	Ottawa	Rick Campbell	18	11	7	0	.611	Lost Grey Cup
2017	Toronto	Marc Trestman	18	9	9	0	.500	Won Grey Cup
2016	Ottawa	Rick Campbell	18	8	9	1	.472	Won Grey Cup
2015	Ottawa	Rick Campbell	18	12	6	0	.667	Lost Grey Cup
2014	Hamilton	Kent Austin	18	9	9	0	.500	Lost Grey Cup
2013	Toronto	Scott Milanovich	18	11	7	0	.611	Lost East Final
2012	Montreal	Marc Trestman	18	11	7	0	.611	Lost East Final
2011	Winnipeg	Paul LaPolice	18	10	8	0	.556	Lost Grey Cup
2010	Montreal	Marc Trestman	18	12	6	0	.667	Won Grey Cup
2009	Montreal	Marc Trestman	18	15	3	0	.833	Won Grey Cup
2008	Montreal	Marc Trestman	18	11	7	0	.611	Lost Grey Cup
2007	Toronto	Michael Clemons	18	11	7	0	.611	Lost East Final
2006	Montreal	Matthews, Popp	18	10	8	0	.556	Lost Grey Cup
2005	Toronto	Michael Clemons	18	11	7	0	.611	Lost East Final
2004	Montreal	Don Matthews	18	14	4	0	.778	Lost East Final
2003	Montreal	Don Matthews	18	13	5	0	.722	Lost Grey Cup
2002	Montreal	Don Matthews	18	13	5	0	.722	Won Grey Cup
2001	Winnipeg	Dave Ritchie	18	14	4	0	.778	Lost Grey Cup
2000	Montreal	Charlie Taaffe	18	12	6	0	.667	Lost Grey Cup
1999	Montreal	Charlie Taaffe	18	12	6	0	.667	Lost East Final
1998	Hamilton	Ron Lancaster	18	12	5	1	.694	Lost Grey Cup
1997	Toronto	Don Matthews	18	15	3	0	.833	Won Grey Cup
1996	Toronto	Don Matthews	18	15	3	0	.833	Won Grey Cup
1995	Baltimore	Don Matthews	18	15	3	0	.833	Won Grey Cup
1994	Winnipeg	Cal Murphy	18	13	5	0	.722	Lost East Final
1993	Winnipeg	Cal Murphy	18	14	4	0	.778	Lost Grey Cup
1992	Winnipeg	Urban Rowman	18	11	7	0	.611	Lost Grey Cup
1991	Toronto	Adam Rita	18	13	5	0	.722	Won Grey Cup
1990	Winnipeg	Mike Riley	18	12	6	0	.667	Won Grey Cup
1989	Hamilton	Al Bruno	18	12	6	0	.667	Lost Grey Cup
1988	Toronto	Bob O'Billovich	18	14	4	0	.778	Lost East Final
1987	Winnipeg	Mike Riley	18	12	6	0	.667	Lost East Final
1986	Toronto	Bob O'Billovich	18	10	8	0	.556	Lost East Final
1985	Hamilton	Al Bruno	16	8	8	0	.500	Lost Grey Cup
1984	Toronto	Bob O'Billovich	16	9	6	1	.594	Lost East Final
1983	Toronto	Bob O'Billovich	16	12	4	0	.750	Won Grey Cup
1982	Toronto	Bob O'Billovich	16	9	6	1	.594	Lost Grey Cup
1981	Hamilton	Frank Kush	16	11	4	1	.719	Lost East Final
1980	Hamilton	John Payne	16	8	7	1	.531	Lost Grey Cup
1979	Montreal	Joe Scanella	16	11	4	1	.719	Lost Grey Cup
1978	Ottawa	George Brancato	16	11	5	0	.688	Lost East Final
1977	Montreal	Marv Levy	16	11	5	0	.688	Won Grey Cup
1976	Ottawa	George Brancato	16	9	6	1	.594	Won Grey Cup
1975	Ottawa	George Brancato	16	10	5	1	.656	Lost East Final
1974	Montreal	Marv Levy	16	9	5	2	.625	Won Grey Cup
1973	Ottawa	Jack Gotta	14	9	5	0	.643	Won Grey Cup
1972	Hamilton	Jerry Williams	14	11	3	1	.821	Won Grey Cup
1971	Toronto	Leo Cahill	14	10	4	0	.714	Lost Grey Cup
1970	Hamilton	Joe Restic	14	8	5	1	.607	Lost East Final
1969	Ottawa	Frank Clair	14	11	3	0	.786	Won Grey Cup
1968	Ottawa	Frank Clair	14	9	3	2	.714	Won Grey Cup
1967	Hamilton	Ralph Sazio	14	10	4	0	.714	Won Grey Cup
1966	Ottawa	Frank Clair	14	11	3	0	.786	Lost Grey Cup
1965	Hamilton	Ralph Sazio	14	10	4	0	.714	Won Grey Cup
1964	Hamilton	Ralph Sazio	14	10	3	1	.750	Lost Grey Cup
1963	Hamilton	Ralph Sazio	14	10	4	0	.714	Won Grey Cup
1962	Hamilton	Jim Trimble	14	9	4	1	.679	Lost Grey Cup
1961	Hamilton	Jim Trimble	14	10	4	0	.714	Lost Grey Cup
1960	Toronto	Lou Agase	14	10	4	0	.714	Lost East Final
1959	Hamilton	Jim Trimble	14	10	4	0	.714	Lost Grey Cup
1958	Hamilton	Jim Trimble	14	10	3	1	.750	Lost Grey Cup
1957	Hamilton	Jim Trimble	14	10	4	0	.714	Won Grey Cup
1956	Montreal	Douglas Walker	14	10	4	0	.714	Lost Grey Cup
1955	Montreal	Douglas Walker	12	9	3	0	.750	Lost Grey Cup
1954	Montreal	Douglas Walker	14	11	3	0	.786	Lost Grey Cup
1953	Montreal	Douglas Walker	14	8	6	0	.571	Lost East Final
1952	Hamilton	Carl Voyles	12	9	2	1	.792	Lost East Final
1951	Ottawa	Clem Crowe	12	7	5	0	.583	Won Grey Cup
1950	Hamilton	Carl Voyles	12	7	5	0	.583	Lost East Final
1949	Ottawa	Wally Masters	12	11	1	0	.917	Lost East Final
1948	Ottawa	Wally Masters	12	10	2	0	.833	Lost Grey Cup

WESTERN CHAMPION: 1936 TO 2022								
YEAR	TEAM	HEAD COACH	G	W	L	T	Pct	POST-SEASON
2022	Winnipeg	Mike O'Shea	18	15	3	0	.833	Lost Grey Cup
2021	Winnipeg	Mike O'Shea	14	11	3	0	.786	Won Grey Cup
2019	Saskatchewan	Craig Dickenson	18	13	5	0	.722	Lost West Final
2018	Calgary	Dave Dickenson	18	13	5	0	.722	Won Grey Cup
2017	Calgary	Dave Dickenson	18	13	4	1	.750	Lost Grey Cup
2016	Calgary	Dave Dickenson	18	15	2	1	.861	Lost Grey Cup
2015	Edmonton	Chris Jones	18	14	4	0	.778	Won Grey Cup
2014	Calgary	John Hufnagel	18	15	3	0	.833	Won Grey Cup
2013	Calgary	John Hufnagel	18	14	4	0	.778	Lost West Final
2012	B.C.	Mike Benevides	18	13	5	0	.722	Lost West Final
2011	B.C.	Wally Buono	18	11	7	0	.611	Won Grey Cup
2010	Calgary	John Hufnagel	18	13	5	0	.722	Lost West Final
2009	Saskatchewan	Ken Miller	18	10	7	1	.583	Lost Grey Cup
2008	Calgary	John Hufnagel	18	13	5	0	.722	Won Grey Cup
2007	B.C.	Wally Buono	18	14	3	1	.806	Lost West Final
2006	B.C.	Wally Buono	18	13	5	0	.722	Won Grey Cup
2005	B.C.	Wally Buono	18	12	6	0	.667	Lost West Final
2004	B.C.	Wally Buono	18	13	5	0	.722	Lost Grey Cup
2003	Edmonton	Tom Higgins	18	13	5	0	.722	Won Grey Cup
2002	Edmonton	Tom Higgins	18	13	5	0	.722	Lost Grey Cup
2001	Edmonton	Tom Higgins	18	9	9	0	.500	Lost West Final
2000	Calgary	Wally Buono	18	12	5	1	.694	Lost West Final
1999	B.C.	Greg Mohns	18	13	5	0	.722	Lost West Final
1998	Calgary	Wally Buono	18	12	6	0	.667	Won Grey Cup
1997	Edmonton	Ron Lancaster	18	12	6	0	.667	Lost West Final
1996	Calgary	Wally Buono	18	13	5	0	.722	Lost West Final
1995	Calgary	Wally Buono	18	15	3	0	.833	Lost Grey Cup
1994	Calgary	Wally Buono	18	15	3	0	.833	Lost West Final
1993	Calgary	Wally Buono	18	15	3	0	.833	Lost West Final
1992	Calgary	Wally Buono	18	13	5	0	.722	Won Grey Cup
1991	Edmonton	Ron Lancaster	18	12	6	0	.667	Lost West Final
1990	Calgary	Wally Buono	18	11	6	1	.639	Lost West Final
1989	Edmonton	Joe Faragalli	18	16	2	0	.889	Lost West Final
1988	Edmonton	Joe Faragalli	18	11	7	0	.611	Lost West Final
1987	B.C.	Larry Donovan	18	12	6	0	.667	Lost West Final
1986	Edmonton	Jackie Parker	18	13	4	1	.750	Lost Grey Cup
1985	B.C.	Don Matthews	16	13	3	0	.813	Won Grey Cup
1984	B.C.	Don Matthews	16	12	3	1	.781	Lost West Final
1983	B.C.	Don Matthews	16	11	5	0	.688	Lost Grey Cup
1982	Edmonton	Hugh Campbell	16	11	5	0	.688	Won Grey Cup
1981	Edmonton	Hugh Campbell	16	14	1	1	.906	Won Grey Cup
1980	Edmonton	Hugh Campbell	16	13	3	0	.813	Won Grey Cup
1979	Edmonton	Hugh Campbell	16	12	2	2	.813	Won Grey Cup
1978	Edmonton	Hugh Campbell	16	10	4	2	.688	Won Grey Cup
1977	Edmonton	Hugh Campbell	16	10	6	0	.625	Lost Grey Cup
1976	Saskatchewan	John Payne	16	11	5	0	.688	Lost Grey Cup
1975	Edmonton	Ray Jauch	16	12	4	0	.750	Won Grey Cup
1974	Edmonton	Ray Jauch	16	10	5	1	.656	Lost Grey Cup
1973	Edmonton	Ray Jauch	16	9	5	2	.625	Lost Grey Cup
1972	Winnipeg	Jim Spavital	16	10	6	0	.625	Lost West Final
1971	Calgary	Jim Duncan	16	9	6	1	.594	Won Grey Cup
1970	Saskatchewan	Eagle Keys	16	14	2	0	.875	Lost West Final
1969	Saskatchewan	Eagle Keys	16	13	3	0	.813	Lost Grey Cup
1968	Saskatchewan	Eagle Keys	16	12	3	1	.781	Lost West Final
1967	Calgary	Jerry Williams	16	12	4	0	.750	Lost West Final
1966	Saskatchewan	Eagle Keys	16	9	6	1	.594	Won Grey Cup
1965	Calgary	Jerry Williams	16	12	4	0	.750	Lost West Final
1964	B.C.	Dave Skrien	16	11	2	3	.781	Won Grey Cup
1963	B.C.	Dave Skrien	16	12	4	0	.750	Lost Grey Cup
1962	Winnipeg	Bud Grant	16	11	5	0	.688	Won Grey Cup
1961	Winnipeg	Bud Grant	16	13	3	0	.813	Won Grey Cup
1960	Winnipeg	Bud Grant	16	14	2	0	.875	Lost West Final
1959	Winnipeg	Bud Grant	16	12	4	0	.750	Won Grey Cup
1958	Winnipeg	Bud Grant	16	13	3	0	.813	Won Grey Cup
1957	Edmonton	Frank Ivy	16	14	2	0	.875	Lost West Final
1956	Edmonton	Frank Ivy	16	11	5	0	.688	Won Grey Cup
1955	Edmonton	Frank Ivy	16	14	2	0	.875	Won Grey Cup
1954	Edmonton	Frank Ivy	16	11	5	0	.688	Won Grey Cup
1953	Edmonton	Darrell Royal	16	12	4	0	.750	Lost West Final
1952	Winnipeg	George Trafton	16	12	3	1	.781	Lost West Final
1951	Saskatchewan	Harry Smith	14	8	6	0	.571	Lost Grey Cup
1950	Winnipeg	Frank Larson	14	10	4	0	.714	Lost Grey Cup
1949	Calgary	Les Lear	14	13	1	0	.929	Lost Grey Cup
1948	Calgary	Les Lear	12	12	0	0	1.000	Won Grey Cup

# CANADIAN FOOTBALL HISTORY

# REGULAR SEASON CHAMPIONS: 1936 TO 2022

EASTERN CHAMPION: 1936 TO 2022 (CONT'D)								
YEAR	TEAM	HEAD COACH	G	W	L	T	Pct	POST-SEASON
1947	Ottawa	Sammy Fox	12	8	4	0	.667	Lost East Final
1946	Montreal	Lew Hayman	12	7	3	2	.667	Lost East Final
1945	Ottawa	Ross Trimble	6	5	1	0	.833	Lost East Final
1941	No regular season							
1940	Ottawa	Ross Trimble	6	5	1	0	.833	Won Grey Cup
1939	Ottawa	Ross Trimble	6	5	1	0	.833	Lost Grey Cup
1938	Ottawa	Ross Trimble	6	5	1	0	.833	Lost East Final
1937	Toronto	Lew Hayman	6	5	1	0	.833	Won Grey Cup
1936	Toronto	Lew Hayman	6	4	2	0	.667	Lost East Final

WESTERN CHAMPION: 1936 TO 2022 (CONT'D)								
YEAR	TEAM	HEAD COACH	G	W	L	T	Pct	POST-SEASON
1947	Winnipeg	Jack West	8	5	3	0	.625	Lost Grey Cup
1946	Calgary	Dean Griffing	8	5	3	0	.625	Lost West Final
1945	No regular season							
1941	Winnipeg	Reg Threlfall	8	6	2	0	.750	Won Grey Cup
1940	Winnipeg	Reg Threlfall	8	6	2	0	.750	Won West Final
1939	Winnipeg	Reg Threlfall	12	10	2	0	.833	Won Grey Cup
1938	Calgary Bronks	Carl Cronin	8	6	2	0	.750	Lost West Final
1937	Calgary Bronks	Carl Cronin	8	5	3	0	.625	Lost West Final
1936	Winnipeg	Bob Fritz	8	5	2	1	.688	Lost West Final

Notes: 1. The 1940 Winnipeg Blue Bombers and the 1936 Regina Roughriders did not compete for the Grey Cup due to rules disputes.  
 2. CFL divisional alignment for 1995 was North-South between Canadian and US-based teams. East-West alignment in all other seasons

EASTERN (IRFU) CHAMPION: 1907 TO 1935																	
YEAR	TEAM	HEAD COACH	G	W	L	T	Pct	POST-SEASON	Year	Team	Head Coach	G	W	L	T	Pct	Post-Season
1935	Hamilton T	Fred Veale	9	7	2	0	.778	Lost Grey Cup	1921	Toronto	Sinc McEvenue	6	6	0	0	1.000	Won Grey Cup
1934	Hamilton T	Johnny Ferraro	6	3	1	2	.667	Lost East Final	1920	Toronto	Mike Rodden	6	5	1	0	.833	Lost Grey Cup
1933	Toronto	Lew Hayman	6	4	2	0	.667	Won Grey Cup	1919	Montreal AAA	Billy Hughes	6	4	2	0	.667	No playoffs
1933	Montreal AAA	Clary Foran	6	4	2	0	.667	Lost IRFU final	1915	Hamilton T	Liz Marriott	6	6	0	0	1.000	Won Grey Cup
1932	Hamilton T	Billy Hughes	6	5	1	0	.833	Won Grey Cup	1914	Toronto	Billy Foulds	6	5	1	0	.833	Won Grey Cup
1931	Montreal AAA	Clary Foran	6	6	0	0	1.000	Won Grey Cup	1914	Hamilton T	Liz Marriott	6	5	1	0	.833	Lost playoff
1930	Hamilton T	Mike Rodden	6	4	0	2	.833	Lost East Final	1913	Hamilton T	Liz Marriott	6	5	1	0	.833	Won Grey Cup
1929	Hamilton T	Mike Rodden	6	5	1	0	.833	Won Grey Cup	1912	Toronto	Jack Newton	6	5	1	0	.833	Lost Grey Cup
1928	Hamilton T	Mike Rodden	6	6	0	0	1.000	Won Grey Cup	1911	Toronto	Billy Foulds	6	5	1	0	.833	Lost Grey Cup
1927	Hamilton T	Mike Rodden	6	5	1	0	.833	Lost Grey Cup	1910	Hamilton T	Seppi Dumoulin	6	4	2	0	.667	Lost Grey Cup
1926	Ottawa	Dave McCann	6	5	1	0	.833	Won Grey Cup	1909	Ottawa	Tom Clancy	6	5	1	0	.833	Lost East S/F
1925	Ottawa	Dave McCann	6	4	1	1	.750	Won Grey Cup	1909	Hamilton T	George Awrey	6	5	1	0	.833	Lost playoff
1924	Hamilton T	George Awrey	6	5	1	0	.833	Lost East Final	1908	Hamilton T	George Ballard	6	5	1	0	.833	Dominion chmp
1923	Hamilton T	Liz Marriott	6	4	1	1	.750	Lost East Final	1908	Ottawa	Tom Clancy	6	5	1	0	.833	Lost IRFU final
1922	Toronto	Jack O'Connor	6	5	0	1	.917	Lost East Final	1907	Montreal AAA	Chaucer Elliott	6	5	1	0	.833	Dominion chmp

INTERLOCKING (INTER-DIVISIONAL) RECORDS SINCE 1961																					
Year	EAST					WEST					Year	EAST					WEST				
	GP	W	PF	Ties		GP	W	PF	Ties			GP	W	PF	Ties		GP	W	PF	Ties	
1961	20	11	422	7	316	2	2005	40	17	1,060	23	1,208	0								
1962	20	7	463	12	474	1	2006	32	13	646	19	859	0								
1963	20	10	439	10	427	0	2007	32	12	718	19	813	1								
1964	20	10	446	8	394	2	2008	32	6	769	26	1,039	0								
1965	20	7	363	13	368	0	2009	32	14	814	18	811	0								
1966	20	14	382	6	325	0	2010	32	14	852	18	865	0								
1967	20	9	422	11	387	0	2011	32	14	774	18	825	0								
1968	20	11	398	8	358	1	2012	32	12	717	20	967	0								
1969	20	14	516	5	388	1	2013	32	12	763	20	965	0								
1970	20	10	384	10	389	0	2014	40	12	859	28	1,064	0								
1971	20	11	387	9	358	0	2015	40	22	1,042	18	968	0								
1972	20	11	428	9	399	0	2016	40	11	926	28	1,150	1								
1973	20	13	507	6	356	1	2017	40	10	944	29	1,243	1								
1974	20	8	359	11	368	1	2018	40	12	862	28	1,119	0								
1975	20	7	402	10	454	3	2019	40	16	833	24	1,073	0								
1976	20	10	377	9	424	1	2021	24	11	471	13	531	0								
1977	20	8	389	12	425	0	2022	32	12	694	20	813	0								
1978	20	6	406	12	569	2	Notes: 1. Interlocking play began in 1961. 2. Excludes 1995 results (aligned N-S)														
1979	20	9	368	10	443	1															
1980	20	7	373	12	501	1															
1981	40	9	685	30	1,262	1															
1982	40	12	922	26	1,248	2															
1983	40	19	990	21	1,095	0															
1984	40	13	961	24	1,118	3															
1985	40	17	828	23	997	0															
1986	40	10	799	28	1,132	2															
1987	38	16	986	21	1,044	1															
1988	36	16	815	20	948	0															
1989	32	10	724	22	1,039	0															
1990	32	15	1,064	17	1,053	0															
1991	32	12	945	20	1,061	0															
1992	32	17	889	15	868	0															
1993	40	11	955	29	1,314	0															
1994	48	13	1,130	35	1,621	0															
1996	40	22	972	18	1,031	0															
1997	32	14	862	18	844	0															
1998	32	17	794	15	754	0															
1999	32	18	864	14	765	0															
2000	32	16	960	16	950	0															
2001	32	21	851	11	693	0															
2002	40	16	896	24	1,156	0															
2003	40	14	982	26	1,193	0															
2004	40	23	1,050	17	1,075	0															

<b>TOTAL GAMES: 1961-2022</b>	<b>1,842</b>
<b>EAST DIVISION - 1961 TO 2022</b>	
Wins	764
Winning pct.	.423
Best season 1969	14-5-1
<b>WEST DIVISION - 1961 TO 2022</b>	
Wins	1,049
Winning pct.	.577
Best season 2008	26-6-0
Inter-divisional tied games	29

BY TEAM	W	L	T	Pct
Calgary	240	152	4	.611
BC	231	159	8	.590
Edmonton	230	160	7	.588
Saskatchewan	211	182	6	.536
Winnipeg	204	196	5	.510
Montreal	174	207	7	.457
Toronto	196	252	6	.438
Hamilton	183	264	8	.411
Ottawa	127	218	7	.371
Other (US)	17	23	0	.425

REG SEASON TITLES SINCE 1936			
TOTALS TO 2022			
Team	Tot		Tot
Edmonton Eskimos	23	Toronto Argonauts	17
Winnipeg Blue Bombers	22	BC Lions	13
Calgary Stampeders	21	Saskatchewan	8
Hamilton Tiger-Cats	20	Calgary Bronks	2
Montreal Alouettes	18	Baltimore	1
Ottawa Clubs	18		
<b>Most Consecutive Titles:</b>			
Edmonton (1977-82)	6	Calgary (1992-96)	5
Edmonton (1953-57)	5	Ottawa (1938-40, 45)	4
Hamilton (1961-65)	5	Montreal (1953-56)	4
Winnipeg (1958-62)	5	BC (2004-07)	4

DIVISION TITLES - HEAD COACHES				REGULAR SEASON			
HEAD COACH	W	E	Tot	HEAD COACH	W	E	Tot
Wally Buono	13	0	13	Rick Campbell	0	3	3
Don Matthews	3	6	9	Tom Higgins	3	0	3
Hugh Campbell	6	0	6	Ron Lancaster	2	1	3
Bob O'Billovich	0	5	5	George Brancato	0	3	3
Bud Grant	5	0	5	Wally Masters	0	2	2
Jim Trimble	0	5	5	Les Lear	2	0	2
Marc Trestman	0	5	5	Carl Cronin	0	2	2
Douglas Walker	0	4	4	Carl Voyles	0	2	2
Eagle Keys	4	0	4	Dave Skrien	2	0	2
Frank Ivy	4	0	4	Marv Levy	0	2	2
John Hufnagel	4	0	4	Mike Riley	0	2	2
Ralph Sazio	0	4	4	Al Bruno	0	2	2
Ross Trimble	0	4	4	Cal Murphy	0	2	2
Frank Clair	0	3	3	John Payne	1	1	2
Reg Threlfall	3	0	3	Joe Faragalli	2	0	2
Lew Hayman	0	3	3	Mike Clemons	0	2	2
Ray Jauch	3	0	3	Charlie Taaffe	0	2	2
Jerry Williams	2	1	3	Michael O'Shea	2	0	2
Dave Dickenson	3	0	3	Ryan Dinwiddie	2	0	2

**CANADIAN FOOTBALL HISTORY**

**CFL ATTENDANCE & STADIUM NOTES: 1958 TO 2022**

Year	REGULAR SEASON ATTENDANCE RESULTS						POST-SEASON RESULTS			CFL STADIUMS IN CANADA (Date shown first game)	
	Gm	Tot Atten	CFL Avg	Leader (Avg)	Game High	G	Playoffs	Grey C	City	Stadium / Dates	
1958	68	1,221,086	17,957	BC 23,305	BC 30,468	8	118,506	36,567			
1959	68	1,290,874	18,983	BC 30,457	BC 34,273	7	121,050	33,133	Toronto	Exhibition Stadium opened August 21, 1959	
1960	68	1,322,490	19,448	TOR 28,381	TOR 32,624	8	156,482	36,592	Calgary	McMahon Stadium opened August 15, 1960	
1961	68	1,270,332	18,681	TOR 26,587	BC 32,086	7	142,473	32,651			
1962	68	1,300,351	19,123	BC 26,051	BC 30,135	8	143,538	32,655			
1963	68	1,412,270	20,769	BC 31,464	BC 36,659	8	165,979	36,545			
1964	68	1,371,598	20,171	BC 32,500	BC 37,008	8	173,005	32,655			
1965	68	1,405,385	20,667	BC 32,636	BC 37,788	7	143,682	32,655			
1966	68	1,409,245	20,724	BC 29,291	BC 34,163	6	105,537	36,553			
1967	68	1,406,873	20,689	BC 26,174	TOR 29,698	7	134,290	31,358			
1968	68	1,410,486	20,742	TOR 28,482	TOR 33,135	6	148,705	32,655	Montreal	Autostade in use (first game July 31, 1968)	
1969	68	1,436,787	21,129	TOR 32,373	TOR 33,135	6	151,945	33,172			
1970	68	1,594,902	23,454	TOR 33,388	TOR 36,250	7	171,277	32,669			
1971	68	1,625,580	23,906	TOR 33,135	HAM 34,535	6	143,697	34,594	Hamilton	Civic Stadium renamed Ivor Wynne Stadium (expanded)	
1972	68	1,583,937	23,293	TOR 33,054	HAM 35,217	5	104,788	35,950			
1973	68	1,674,772	24,629	TOR 33,135	HAM 35,347	4	83,301	36,745			
1974	72	1,678,415	23,311	TOR 33,247	TOR 35,007	4	80,808	34,450			
1975	72	1,827,682	25,384	TOR 37,880	TOR 40,474	4	94,105	32,454			
1976	72	2,029,802	28,192	TOR 47,356	MTL 68,505	4	99,569	53,389	Montreal	Olympic Stadium in use (first game September 26, 1976)	
1977	72	2,254,946	31,319	MTL 59,525	MTL 69,093	4	132,707	68,318			
1978	72	2,292,702	31,843	MTL 54,494	MTL 65,312	4	138,488	54,695	Edmonton	Commonwealth Stadium opened August 30, 1978	
1979	72	2,237,355	31,074	MTL 44,605	MTL 51,487	4	135,100	65,113			
1980	72	2,117,213	29,406	EDM 43,062	TOR 48,595	4	123,286	54,661			
1981	72	2,119,235	29,434	EDM 44,888	EDM 48,425	4	131,455	52,478			
1982	72	2,115,169	29,377	EDM 57,899	EDM 59,979	4	135,524	54,741			
1983	72	2,186,476	30,368	EDM 50,021	BC 56,852	4	173,842	59,345	BC	B.C. Place opened July 24, 1983	
1984	72	1,995,432	27,714	BC 42,354	BC 59,421	4	156,302	60,081			
1985	72	1,915,171	26,600	BC 43,336	BC 59,478	4	124,464	56,723			
1986	81	2,103,212	25,966	BC 46,526	BC 59,478	5	152,102	59,621			
1987	72	1,872,284	26,004	BC 36,514	BC 43,772	4	125,479	59,478			
1988	72	1,741,540	24,188	BC 32,105	BC 38,608	4	91,585	50,604			
1989	72	1,834,023	25,473	TOR 35,069	BC 49,093	4	94,545	54,088	Toronto	SkyDome opened July 12, 1989	
1990	72	1,937,884	26,915	EDM 35,092	EDM 57,444	4	108,548	46,968			
1991	72	2,001,678	27,801	BC 40,888	EDM 57,843	4	117,353	51,985			
1992	72	1,827,098	25,376	TOR 32,053	EDM 48,793	4	102,110	45,863			
1993	81	1,961,732	24,219	EDM 30,537	EDM 54,324	5	104,135	50,035	Ottawa	Lansdowne Park renamed Frank Clair Stadium	
1994	108	2,346,005	21,722	EDM 29,645	EDM 51,180	6	146,173	55,097			
1995	117	2,569,481	21,961	EDM 31,475	SSK 55,438	6	140,022	52,564			
1996	81	1,800,982	22,234	EDM 29,818	EDM 40,727	4	79,591	38,595			
1997	72	1,539,502	21,382	EDM 31,895	EDM 43,913	4	106,969	60,431			
1998	72	1,626,805	22,595	EDM 33,120	EDM 50,856	4	100,457	34,157	Montreal	Alouettes returned to Molson Stadium (McGill)	
1999	72	1,715,876	23,832	EDM 34,241	EDM 52,458	4	94,875	45,118			
2000	72	1,797,031	24,959	CGY 33,912	EDM 53,248	4	90,498	43,822			
2001	72	1,737,514	24,132	EDM 35,510	EDM 48,279	4	111,966	65,255	Winnipeg	Winnipeg Stadium renamed Canad Inns Stadium	
2002	81	2,008,550	24,797	EDM 38,161	EDM 61,481	4	137,079	62,531			
2003	81	2,044,370	25,239	EDM 41,228	EDM 62,444	4	143,227	50,909			
2004	81	2,212,615	27,316	EDM 39,032	MTL 53,302	4	181,717	51,242			
2005	81	2,303,365	28,437	EDM 41,933	EDM 53,216	4	139,546	59,157	Toronto	SkyDome renamed Rogers Centre	
2006	72	2,083,894	28,943	EDM 37,870	EDM 47,965	4	147,555	44,786	Regina	Taylor Field renamed Mosaic Stadium	
2007	72	2,100,016	29,167	EDM 36,843	EDM 46,704	4	139,822	52,230			
2008	72	2,081,801	28,914	EDM 37,383	EDM 48,808	4	132,220	66,308			
2009	72	2,049,392	28,464	EDM 37,164	EDM 62,517	4	143,523	46,020			
2010	72	1,954,523	27,146	EDM 35,025	EDM 47,829	4	150,714	63,317	BC	Lions returned to Empire Field (B.C. Place construction)	
2011	72	2,000,535	27,785	EDM 34,625	BC 50,213	4	134,598	54,313			
2012	72	2,029,724	28,191	EDM 34,318	EDM 43,178	4	149,147	53,208	Hamilton	Ivor Wynne Stadium closed	
2013	72	1,944,421	27,006	SSK 37,503	SSK 44,910	4	112,854	44,710	Winnipeg	Investors Group Field opened June 27, 2013	
2014	81	2,048,157	25,286	EDM 33,485	EDM 42,161	4	96,682	52,056	Ott/Ham	TD Place Jul 18/14; Tim Hortons Field Sep 1/14	
2015	81	2,003,178	24,731	EDM 31,517	EDM 37,842	4	109,842	36,634	Toronto	Played four "home" games at alternate sites	
2016	81	2,000,010	24,691	SSK 31,327	EDM 37,168	4	99,721	33,421	Toronto	BMO Field (renovated) opened June 23, 2016	
2017	81	1,996,481	24,648	SSK 32,796	EDM 41,738	4	106,396	36,154	Regina	New Mosaic Stadium opened pre-season 2017	
2018	81	1,935,076	23,890	SSK 32,364	EDM 38,611	4	107,896	55,819			
2019	81	1,857,153	22,928	SSK 30,723	EDM 40,113	4	103,809	35,439		*2020 season cancelled due to Covid-19 Precautions	
2021	63	1,207,321	19,164	SSK 28,838	EDM 33,493	4	98,545	26,324		*2021 attendance restrictions in place due to Covid-19	
2022	81	1,766,269	21,806	WPG 28,642	BC 34,082	4	102,457	33,350			



# CANADIAN FOOTBALL YEAR-BY-YEAR STANDINGS

# 1907 TO 1935

1907 IRFU	W	L	T	PF	PA	Pts
MAAA	5	1	0	85	33	10
HAM T	4	2	0	71	50	8
OTT	2	4	0	78	102	4
TOR	1	5	0	63	112	2

**NOTE:**  
No IRFU playoffs in 1907  
**DOMINION CHAMPIONSHIP:**  
Montreal AAA vs Peterborough  
Nov 30/07      PET 9 at 71    MAAA

1908 IRFU	W	L	T	PF	PA	Pts
OTT	5	1	0	114	41	10
HAM T	5	1	0	131	42	10
MAAA	1	5	0	49	101	2
TOR	1	5	0	50	160	2

**IRFU FINAL & EAST S/FINAL:**  
Nov 14/08      HAM T 11 vs 9    OTT  
Nov 21/08      TAC 8 at 31    HM T  
**DOMINION CHAMPIONSHIP:**  
Nov 28/08      HAM T 21 at 17    UofT

1909 IRFU	W	L	T	PF	PA	Pts
HAM T	5	1	0	111	22	10
OTT	5	1	0	76	71	10
TOR	1	5	0	54	91	2
MAAA	1	5	0	36	93	2

**IRFU PLAYOFF & EAST S/FINAL:**  
Nov 20/09      OTT 14 vs 8    HM T  
Nov 27/09      OTT 7 at 31    U of T  
**1ST GREY CUP at TORONTO:**  
Dec 4/09      UofT 26 vs 6    TPCC

1910 IRFU	W	L	T	PF	PA	Pts
HAM T	4	2	0	76	43	8
TOR	3	3	0	68	92	6
OTT	3	3	0	70	66	6
MAAA	2	4	0	74	87	4

**NOTES:**  
No IRFU playoffs in 1910. Hamilton Tigers proceeded directly to the Grey Cup game.  
**2ND GREY CUP at HAMILTON:**  
Nov 26/10      UofT 16 vs 6    HM T

1911 IRFU	W	L	T	PF	PA	Pts
TOR	5	1	0	56	31	10
HAM T	3	3	0	84	57	6
OTT	3	3	0	61	83	6
MAAA	1	5	0	49	79	2

**EAST FINAL:**  
Nov 18/11      HAM A 2 at 9    TOR  
**3RD GREY CUP at TORONTO:**  
Nov 25/11      U of T 14 vs 7    TOR

1912 IRFU	W	L	T	PF	PA	Pts
TOR	5	1	0	78	56	10
OTT	4	2	0	77	65	8
HAM T	3	3	0	90	66	6
TOR	0	6	0	54	112	0

**EAST FINAL:**  
Nov 23/12      UofT 15 at 22    TOR  
**4TH GREY CUP at HAMILTON:**  
Nov 30/12      HAM A 11 vs 4    TOR

1913 IRFU	W	L	T	PF	PA	Pts
HAM T	5	1	0	143	37	10
OTT *	4	2	0	84	87	8
TOR *	3	3	0	101	87	6
MAAA	0	6	0	27	144	0

**NOTE:**  
Ott vs Tor 10-10 tie on Oct 18/13; Game replayed Nov 15/13, Toronto won 30-12 (no standings points for the initial tie)  
**5TH GREY CUP at HAMILTON:**  
Nov 29/13      HAM T 44 vs 2    TPCC

1914 IRFU	W	L	T	PF	PA	Pts
HAM T	5	1	0	105	34	10
TOR	5	1	0	145	47	10
MAAA	2	4	0	62	108	4
OTT	0	6	0	39	162	0

**IRFU PLAYOFF: (1st game called darkness)**  
Nov 21/14      TOR 9 at 9    HM T  
Nov 28/14      HAM T 4 at 11    TOR  
Dec 2/14      HAM RC 14 at 16    TOR  
**6TH GREY CUP at TORONTO:**  
Dec 5/14      TOR 14 vs 2    U of T

1915 IRFU	W	L	T	PF	PA	Pts
HAM T	6	0	0	125	23	12
TOR	4	2	0	88	64	8
OTT	2	4	0	69	69	4
MAAA	0	6	0	10	136	0

**NOTE:**  
Play suspended in 1916 to support WW I  
**7TH GREY CUP at TORONTO:**  
Nov 20/15      HAM T 13 vs 7    TRAA

1919 IRFU	W	L	T	PF	PA	Pts
MAAA	4	2	0	71	51	8
TOR	3	3	0	78	44	6
HAM T	3	3	0	78	91	6
OTT	2	4	0	42	83	4

**NOTE:**  
No 1919 playoff games due to rules dispute.  
**10TH GREY CUP at TORONTO:**  
Nov 20/15      HAM T 13 vs 7    TRAA  
**11TH GREY CUP at TORONTO:**  
Dec 1/23      QNS 54 vs 0    REG

1920 IRFU	W	L	T	PF	PA	Pts
TOR	5	1	0	54	32	10
HAM T	4	2	0	48	25	8
OTT	3	3	0	49	52	6
MAAA	0	6	0	35	77	0

**EAST FINAL:**  
Nov 22/20      TOR 7 vs 6    TRAA  
Nov 28/20      Replay TOR 3 vs 2    TRAA  
(TRAA Protest: Nov 28 replay 2nd half with TOR given 2-0 lead; Final score 5-2 aggreg.)  
**8TH GREY CUP at TORONTO:**  
Dec 4/20      U of T 16 vs 3    TOR

1921 IRFU	W	L	T	PF	PA	Pts
TOR	6	0	0	167	35	12
OTT	3	3	0	77	71	6
HAM T	3	3	0	102	79	6
MAAA	0	6	0	29	190	0

**EAST SEMI-FINAL & FINAL:**  
Nov 19/21      TOR 20 vs 12    U of T  
Nov 26/21      TOR 16 vs 8    TPCC  
**9TH GREY CUP at TORONTO:**  
Dec 3/21      TOR 23 vs 0    EDM

1922 IRFU	W	L	T	PF	PA	Pts
TOR	5	0	1	110	24	11
HAM T	3	1	2	50	43	8
MAAA	2	4	0	43	56	4
OTT	0	5	1	23	103	1

**EAST SEMI-FINAL & FINAL:**  
Nov 18/22      TPCC 1 at 20    TOR  
Nov 25/22      QNS 12 at 11    TOR  
**10TH GREY CUP at KINGSTON:**  
Dec 2/22      QNS 13 vs 1    EDM

1923 IRFU	W	L	T	PF	PA	Pts
HAM T	4	1	1	58	54	9
TOR	3	1	2	71	41	8
MAAA	2	3	1	45	73	5
OTT	1	5	0	54	60	2

**EAST SEMI-FINAL & FINAL:**  
Nov 17/23      HAM RC 1 at 24    HM T  
Nov 24/23      HAM T 5 at 13    QNS  
**11TH GREY CUP at TORONTO:**  
Dec 1/23      QNS 54 vs 0    REG

1924 IRFU	W	L	T	PF	PA	Pts
HAM T	5	1	0	60	31	10
TOR	4	2	0	51	39	8
OTT	2	4	0	29	33	4
MAAA	1	5	0	28	65	2

**EAST FINAL:**  
Nov 22/24      QNS 11 at 1    HM T  
Note: Winnipeg elected not to enter Grey Cup  
**12TH GREY CUP at TORONTO:**  
Nov 29/24      QNS 11 vs 3    T BB

1925 IRFU	W	L	T	PF	PA	Pts
OTT	4	1	1	48	24	9
MAAA	3	3	0	27	43	6
HAM T	2	3	1	37	42	5
TOR	2	4	0	39	42	4

**EAST FINAL:**  
Nov 28/25      QNS 2 at 11    OTT  
**13TH GREY CUP at OTTAWA:**  
Dec 5/25      OTT 24 vs 1    WPTT

1926 IRFU	W	L	T	PF	PA	Pts
OTT	5	1	0	72	57	10
HAM T	3	3	0	67	45	6
TOR	3	3	0	53	55	6
MAAA	1	5	0	48	83	2

**EAST FINAL:**  
Nov 20/26      T BB 6 at 7    OTT  
**14TH GREY CUP at TORONTO:**  
Dec 4/26      OTT 10 vs 7    U of T

1927 IRFU	W	L	T	PF	PA	Pts
HAM T	5	1	0	89	39	10
OTT	3	2	1	44	47	7
TOR	2	3	1	44	56	5
MAAA	1	5	0	25	60	2

**EAST FINAL:**  
Nov 19/27      HM T 21 at 6    QNS  
**15TH GREY CUP at TORONTO:**  
Nov 26/27      T BB 9 vs 6    HMT

1928 IRFU	W	L	T	PF	PA	Pts
HAM T	6	0	0	90	22	12
MAAA	3	3	0	62	34	6
TOR	1	4	1	30	45	3
OTT	1	4	1	22	103	3

**EAST FINAL:**  
Nov 24/28      U of T 5 at 28    HM T  
**16TH GREY CUP at HAMILTON:**  
Dec 1/28      HAM T 30 vs 0    REG

1929 IRFU	W	L	T	PF	PA	Pts
HAM T	5	1	0	120	20	10
MAAA	4	2	0	41	40	8
TOR	3	3	0	50	35	6
OTT	0	6	0	12	128	0

**EAST SEMI-FINAL & FINAL:**  
Nov 16/29      SAR 2 at 14    HM T  
Nov 23/29      HM T 14 at 3    QNS  
**17TH GREY CUP at HAMILTON:**  
Nov 30/29      HM T 14 vs 3    REG

1930 IRFU	W	L	T	PF	PA	Pts
HAM T	4	0	2	87	11	10
TOR	4	1	1	40	24	9
MAAA	2	3	1	35	44	5
OTT	0	6	0	7	90	0

**EAST SEMI-FINAL & FINAL:**  
Nov 22/30      HAM 8 vs 3    QNS  
Nov 29/30      HAM T 5 at 8    BBCH  
**18TH GREY CUP at TORONTO:**  
Dec 6/30      B Bch 11 vs 6    REG

1931 IRFU	W	L	T	PF	PA	Pts
MAAA	6	0	0	112	39	12
HAM T	3	3	0	60	56	6
TOR	3	3	0	55	64	6
OTT	0	6	0	31	99	0

**EAST FINAL:**  
Nov 28/31      UWO 0 at 22    MAA  
**19TH GREY CUP at MONTREAL:**  
Dec 5/31      MAAA 22 vs 0    REG

1932 IRFU	W	L	T	PF	PA	Pts
HAM T	5	1	0	96	15	10
MAAA	4	2	0	68	32	8
TOR	3	3	0	56	58	6
OTT	0	6	0	24	139	0

**EAST SEMI-FINAL & FINAL:**  
Nov 19/32      SAR 11 at 15    HM T  
Nov 26/32      HM T 9 at 3    U of T  
**20TH GREY CUP at HAMILTON:**  
Dec 3/32      HM T 25 vs 6    REG

1933 IRFU	W	L	T	PF	PA	Pts
TOR	4	2	0	86	54	8
MAAA	4	2	0	67	55	8
OTT	3	3	0	61	75	6
HAM T	1	5	0	43	73	2

**PLAYOFFS: (TOR over MAAA 20-9)**  
Nov 18/33      TOR 5 vs 4    MAA  
Nov 25/33      TOR 15 at 5    MAA  
Dec 2/33      WPG 'P 0 at 13    TOR  
**21ST GREY CUP at SARNIA:**  
Dec 9/33      TOR 4 vs 3    SAR

1934 IRFU	W	L	T	PF	PA	Pts
HAM T	3	1	2	47	39	8
MAAA	3	2	1	54	42	7
TOR	3	2	1	51	38	7
OTT	1	5	0	34	67	2

**EAST FINAL:**  
Nov 17/34      SAR 11 at 4    HM T  
**22ND GREY CUP at TORONTO:**  
Nov 24/34      SAR 20 vs 12    REG

1935 IRFU	W	L	T	PF	PA	Pts
HAM T	7	2	0	124	52	14
TOR	6	3	0	97	90	12
OTT	5	4	0	104	98	10
MAAA	0	9	0	48	133	0

**EAST SEMI-FINAL/FINAL (at Toronto):**  
Nov 23/35      QNS 4 at 44    HMT  
Nov 30/35      HM T 22 vs 3    SAR  
**23RD GREY CUP at HAMILTON:**  
Dec 7/35      WPG 'P 18 vs 12    HMT

INTERPROVINCIAL RUGBY FOOTBALL UNION	
<b>Formed</b>	September 7, 1907 by Hamilton Tigers, Toronto Argonauts (ORFU) and by the Ottawa Football Club and Montreal Football Club of the ORFU.
<b>Suspended</b>	In 1916 in order to support Great Britain's WW I efforts. On July 24, 1941 to support Canada's World War II efforts (returned in 1945)
<b>Re 1941</b>	The 1941 ECRFU is NOT considered part of the continuous IRFU-East-CFL history.
<b>Games</b>	Total: 318 regular season games; 6,712 points (21.1 per game)
<b>Post 1958</b>	In January 1958, the IRFU & WIFU merged to form the Canadian Football League. The IRFU itself was re-named the CFL Eastern Conference in 1960 and again in 1981 to the CFL East Division as it remains today.

# CANADIAN FOOTBALL YEAR-BY-YEAR STANDINGS

1936 TO 1948

1936 IRFU	W	L	T	PF	PA	Pts	1936 WIFU	W	L	T	PF	PA	Pts
TOR	4	2	0	74	37	8	WPG	5	2	1	104	37	11
OTT	3	3	0	49	63	6	REG	3	2	1	52	42	9
HAM T	3	3	0	62	71	6	CAL B	1	5	0	17	94	4
MON Ind	2	4	0	45	59	4							
Home: 16-5-1, Away: 5-16-1						Pts: 403 Avg: 18.3							
<b>EAST SEMI-FINAL:</b>						<b>WEST SEMI-FINAL: (Reg wins 24-14)</b>							
Nov 14/36 HAM 2 at 3 OTT						Oct 24/36 WPG 7 at 4 REG							
<b>EAST FINAL: (Ott wins 22-6)</b>						Oct 31/36 REG 20 at 5 WPG							
Nov 21/36 TOR 1 at 5 OTT						<b>WEST FINAL:</b>							
Nov 28/36 OTT 17 at 5 TOR						Nov 11/36 CAL 1 at 3 REG							
<b>24TH GREY CUP at TORONTO - DEC 5/36: Sarnia 26, Ottawa 20</b>													

1937 IRFU	W	L	T	PF	PA	Pts	1937 WIFU	W	L	T	PF	PA	Pts
TOR	5	1	0	72	43	10	CAL B	5	3	0	47	70	10
OTT	3	3	0	52	46	6	WPG	4	4	0	57	47	8
HAM T	2	4	0	42	63	4	REG	3	5	0	58	45	6
MON Ind	2	4	0	35	49	4							
Home: 15-9, Away: 9-15						Pts: 363 Avg: 15.1							
<b>EAST FINAL: (Tor wins 21-16)</b>						<b>WEST FINAL: (Wpg wins 19-14)</b>							
Nov 20/37 TOR 11 at 15 OTT						Nov 6/37 CAL 13 at 10 WPG							
Nov 27/37 OTT 1 at 10 TOR						Nov 11/37 WPG 9 at 1 CAL							
<b>GREY CUP SEMI-FINAL VS ORFU:</b>													
Dec 4/37 SAR 6 at 10 TOR													
<b>25TH GREY CUP at TORONTO - DEC 11/37: Toronto 4, Winnipeg 3</b>													

1938 IRFU	W	L	T	PF	PA	Pts	1938 WIFU	W	L	T	PF	PA	Pts
OTT	5	1	0	141	41	10	CAL B	6	2	0	50	27	12
TOR	5	1	0	151	52	10	WPG	6	2	0	114	63	12
HAM T	2	4	0	61	122	4	REG	4	4	0	69	55	8
MON Cubs	0	6	0	30	168	0	EDM	0	8	0	29	117	0
Home: 16-12, Away: 12-16						Pts: 645 Avg: 23.0							
<b>EAST FINAL: (Tor wins 14-4)</b>						<b>WEST SEMI-FINAL:</b>							
Nov 19/38 OTT 1 at 9 TOR						Oct 29/38 REG 0 at 13 WPG							
Nov 26/38 TOR 5 at 3 OTT						<b>WEST FINAL: (Wpg wins 25-9)</b>							
<b>GREY CUP SEMI-FINAL VS ORFU:</b>						Nov 5/38 WPG 12 at 7 CAL							
Dec 3/38 SAR 8 at 25 TOR						Nov 12/38 CAL 2 at 13 WPG							
<b>26TH GREY CUP at TORONTO - DEC 10/38: Toronto 30, Winnipeg 7</b>													

1939 IRFU	W	L	T	PF	PA	Pts	1939 WIFU	W	L	T	PF	PA	Pts
OTT	5	1	0	145	44	10	WPG	10	2	0	201	103	20
TOR	4	1	1	58	43	9	REG	6	6	0	84	136	12
HAM T	2	4	0	29	84	4	CAL B	4	7	0	144	123	8
MON Royals	0	5	1	23	84	1	EDM	3	8	0	80	147	6
Home: 21-13-1, Away: 13-21-1						Pts: 764 Avg: 21.8							
<b>EAST FINAL: (Ottawa wins 39-6)</b>						<b>WEST SEMI-FINAL:</b>							
Nov 18/39 TOR 0 at 11 OTT						Nov 4/39 CAL 24 at 17 REG							
Nov 25/39 OTT 28 at 6 TOR						<b>WEST FINAL: (Wpg wins 35-20)</b>							
<b>GREY CUP SEMI-FINAL VS ORFU:</b>						Nov 11/39 CAL 13 at 7 WPG							
Dec 2/39 SAR 1 at 23 OTT						Nov 18/39 WPG 28 at 7 CAL							
<b>27TH GREY CUP at TORONTO - DEC 9/39: Winnipeg 8, Ottawa 7</b>													

1940 IRFU	W	L	T	PF	PA	Pts	1940 WIFU	W	L	T	PF	PA	Pts
OTT	5	1	0	116	40	10	WPG	6	2	0	108	58	12
TOR	4	2	0	58	79	8	CAL B	4	4	0	79	76	8
HAM T	2	4	0	45	73	4	REG	2	6	0	39	92	4
MON B	1	5	0	39	66	2							
Home: 16-8, Away: 8-16						Pts: 484 Avg: 20.2							
<b>EAST FINAL: (Ottawa wins 20-2)</b>						<b>WEST FINAL: (Wpg wins 30-2)</b>							
Nov 16/40 TOR 1 at 12 OTT						Nov 2/40 WPG 7 at 0 CAL							
Nov 23/40 OTT 8 at 1 TOR						Nov 9/40 CAL 2 at 23 WPG							
<b>28TH GREY CUP - TWO-GAME SERIES:</b>													
NOV 30/40: Ottawa 7, Balmy Beach 2													
(Due to rules dispute no Western team) DEC 7/40: Ottawa 12, Balmy Beach 5													

1941 ECRFU	W	L	T	PF	PA	Pts	1941 WIFU	W	L	T	PF	PA	Pts
OTT	5	1	0	72	21	10	WPG	6	2	0	92	19	12
TOR	5	1	0	66	42	10	REG	5	3	0	64	43	10
BLM BCH	2	4	0	27	34	4	VAN	1	7	0	15	109	2
MON H	1	6	0	12	80	2							
WIFU Home: 9-3, Away: 3-9						Pts: 171 Avg: 14.3							
<b>EAST FINAL: (Ottawa wins 18-17)</b>						<b>WEST FINAL: (Wpg wins 2 games to 1)</b>							
Nov 8/41 TOR 16 at 8 OTT						Nov 8/41 WPG 6 at 8 REG							
Nov 15/41 OTT 10 at 1 TOR						Nov 11/41 REG 12 at 18 WPG							
<b>GREY CUP SEMI-FINAL VS ORFU:</b>						Nov 15/41 REG 2 at 8 WPG							
Nov 22/41 HAM WC 2 at 7 OTT													
<b>29TH GREY CUP at TORONTO - NOV 29/41: Winnipeg 18, Ottawa 16</b>													

GREY CUPS - 1942 TO 1944 (#30-32)												
Dec 5/42 Toronto RCAF Hurricanes 8, Winnipeg RCAF Bombers 5												
Nov 27/43 Hamilton Flying Wildcats 23, Winnipeg RCAF Bombers 14												
Nov 25/44 Montreal St. Hyacinthe Donnacona 7, Hamilton Flying Wildcats 6												

NOTES:												
1. No league play conducted from 1942 to 1944 due to support of WW II efforts.												
2. The ECRFU standings shown above are shown for information only. That season was post-IRFU folding and was run as a different entity altogether.												

1945 IRFU	W	L	T	PF	PA	Pts	1945 WIFU	W	L	T	PF	PA	Pts
OTT	5	1	0	105	40	10	No WIFU league play - playoffs only						
TOR	5	1	0	92	44	10							
HAM T	1	5	0	36	68	2							
MON H	1	5	0	32	113	2							
IRFU Home: 4-8, Away: 8-4						IRFU Pts: 265 Avg: 22.1							
<b>EAST FINAL: (Tor wins 33-18)</b>						<b>WEST SEMI-FINAL: (Cgy wins 15-1)</b>							
Nov 3/45 OTT 8 at 27 TOR						Oct 27/45 CGY 3 at 1 REG							
Nov 10/45 TOR 6 at 10 OTT						Nov 3/45 CGY 0 at 12 CGY							
<b>GREY CUP SEMI-FINAL VS ORFU:</b>						<b>WEST FINAL:</b>							
Nov 24/45 B BCH 2 at 14 TOR						Nov 10/45 CGY 5 at 9 WPG							
<b>33RD GREY CUP at TORONTO - NOV 23/45: Toronto 35, Winnipeg 0</b>													

1946 IRFU	W	L	T	PF	PA	Pts	1946 WIFU	W	L	T	PF	PA	Pts
MTL	7	3	2	211	118	16	CGY	5	3	0	60	37	10
TOR	7	3	2	140	124	16	WPG	5	3	0	69	46	10
OTT	6	4	2	175	128	14	REG	2	6	0	46	92	4
HAM T	0	10	2	78	234	2							
Home: 16-16-4, Away: 16-16-4						Pts: 779 Avg: 21.6							
<b>EAST FINAL:</b>						<b>WEST FINAL: (Wpg wins 30-21)</b>							
Nov 16/46 TOR 12 at 6 MTL						Oct 26/46 WPG 18 at 21 CGY							
<b>GREY CUP SEMI-FINAL VS ORFU:</b>						Nov 2/46 CGY 0 at 12 WPG							
Nov 23/46 B BCH 12 at 22 TOR													
<b>34TH GREY CUP at TORONTO - NOV 30/46: Toronto 28, Winnipeg 6</b>													

1947 IRFU	W	L	T	PF	PA	Pts	1947 WIFU	W	L	T	PF	PA	Pts
OTT	8	4	0	170	103	16	WPG	5	3	0	83	83	10
TOR	7	4	1	140	122	15	CGY	4	4	0	79	93	8
MTL	6	6	0	164	164	12	REG	3	5	0	78	64	6
HAM T	2	9	1	119	204	5							
Home: 20-15-1, Away: 15-20-1						Pts: 833 Avg: 23.1							
<b>EAST FINAL: (Tor wins 24-0)</b>						<b>WEST FINAL: (Wpg wins 29-22)</b>							
Nov 11/47 TOR 3 at 0 OTT						Nov 1/47 CGY 4 at 16 WPG							
Nov 15/47 OTT 0 at 21 TOR						Nov 11/47 WPG 3 at 15 CGY							
<b>GREY CUP SEMI-FINAL VS ORFU:</b>						Nov 15/47 CGY 3 at 10 WPG							
Nov 22/47 OTT Tr 1 at 22 TOR						(Third game necessitated by 19-19 tie)							
<b>35TH GREY CUP at TORONTO - NOV 29/47: Toronto 10, Winnipeg 9</b>													

1948 IRFU	W	L	T	PF	PA	Pts	1948 WIFU	W	L	T	PF	PA	Pts
OTT	10	2	0	264	130	20	CGY	12	0	0	218	61	24
MTL	7	5	0	211	172	14	SSK	3	9	0	133	137	6
TOR	5	6	1	160	181	11	WPG	3	9	0	81	234	6
HAM WC	1	10	1	88	240	3							
Home: 21-20-1, Away: 20-21-1						Pts: 1,165 Avg: 27.7							
<b>EAST FINAL: (Ott wins 34-28)</b>						<b>WEST FINAL: (Cgy wins 21-10)</b>							
Nov 11/48 OTT 19 at 21 MTL						Nov 6/48 CGY 4 at 4 SSK							
Nov 13/48 MTL 7 at 15 OTT						Nov 11/48 SSK 6 at 17 CGY							
<b>GREY CUP SEMI-FINAL VS ORFU:</b>						Nov 20/48 HAM T 0 at 19 OTT							
<b>36TH GREY CUP at TORONTO - NOV 27/48: Calgary 12, Ottawa 7</b>													

# CANADIAN FOOTBALL YEAR-BY-YEAR STANDINGS

# 1949 TO 1957

1949 IRFU	W	L	T	PF	PA	Pts	1949 WIFU	W	L	T	PF	PA	Pts
OTT	11	1	0	261	170	22	CGY	13	1	0	270	77	24
MTL	8	4	0	295	204	16	SSK	9	5	0	235	102	17
TOR	5	7	0	209	254	10	EDM	4	10	0	93	235	8
HAM WC	0	12	0	147	284	0	WPG	2	12	0	74	258	3

Home: 24-20, Away: 20-24 Pts: 1,584 Avg: 30.5

**EAST FINAL: (MTL wins 36-20)**  
 Nov 9/49 OTT 7 at 22 MTL  
 Nov 12/49 MTL 14 at 13 OTT

**Note: \***  
 Some games worth one standings point

**WEST FINAL: (Cgy wins 22-21)**  
 Nov 5/49 CGY 18 at 12 SSK  
 Nov 11/49 SSK 9 at 4 CGY

**GREY CUP SEMI-FINAL VS ORFU:**  
 Nov 19/49 HAM T 0 at 40 MTL

**37TH GREY CUP at TORONTO - NOV 26/49: Montreal 28, Calgary 15**

1951 IRFU	W	L	T	PF	PA	Pts	1951 WIFU	W	L	T	PF	PA	Pts
OTT	7	5	0	218	197	14	SSK	8	6	0	277	219	16
HAM	7	5	0	229	131	14	EDM	8	6	0	306	262	16
TOR	7	5	0	226	205	14	WPG	8	6	0	303	311	16
MTL	3	9	0	146	286	6	CGY	4	10	0	205	299	8

Home: 28-24, Away: 24-28 Pts: 1,910 Avg: 36.7

**EAST SEMI-FINAL: (Ham wins 31-28)**  
 Nov 7/51 HAM 24 at 7 TOR  
 Nov 10/51 TOR 21 at 7 HAM

**WEST SEMI-FINAL:**  
 Oct 27/51 WPG 1 at 4 EDM  
**WEST FINAL: (SSK wins series 2-1)**  
 Nov 3/51 SSK 11 at 15 EDM  
 Nov 10/51 EDM 5 at 12 SSK  
 Nov 12/51 EDM 18 at 19 SSK

**EAST FINAL: (Ott wins 28-16)**  
 Nov 14/51 HAM 7 at 17 OTT  
 Nov 17/51 OTT 11 at 9 HAM

**GC SF ORFU** SAR 17 at 43 OTT

**39TH GREY CUP at TORONTO - NOV 24/51: Ottawa 21, Saskatchewan 14**

1953 IRFU	W	L	T	PF	PA	Pts	1953 WIFU	W	L	T	PF	PA	Pts
MTL	8	6	0	292	229	16	EDM	12	4	0	276	157	24
HAM	8	6	0	229	243	16	SSK	8	7	1	243	239	17
OTT	7	7	0	266	238	14	WPG	8	8	0	226	226	16
TOR	5	9	0	172	249	10	CGY	3	12	1	190	313	7

Home: 34-25-1, Away: 25-34-1 Pts: 1,894 Avg: 31.6

**EAST FINAL:**  
 Nov 18/53 MTL 12 at 37 HAM  
 Nov 22/53 HAM 22 at 11 MTL  
 (Ham wins total points series 59-23)

**WEST SEMI-FINAL & FINAL:**  
 Oct 28/53 SSK 5 at 43 WPG  
 Oct 31/53 WPG 17 at 18 SSK  
 (Wpg wins S/F 60-23, Final 2 games to 1)  
 Nov 7/53 WPG 7 at 25 EDM  
 Nov 11/53 EDM 17 at 21 WPG  
 Nov 14/53 WPG 30 at 24 EDM

**GREY CUP SEMI-FINAL VS ORFU:**  
 Nov 21/53 BCH 4 at 24 WPG

**41ST GREY CUP at TORONTO - NOV 28/53: Hamilton 12, Winnipeg 6**

1955 IRFU	W	L	T	PF	PA	Pts	1955 WIFU	W	L	T	PF	PA	Pts
MTL	9	3	0	388	214	18	EDM	14	2	0	286	117	28
HAM	8	4	0	271	193	16	SSK	10	6	0	270	245	20
TOR	4	8	0	239	328	8	WPG	7	9	0	210	195	14
OTT	3	9	0	174	337	6	BC	5	11	0	211	330	10
							CGY	4	12	0	209	299	8

Home: 40-24, Away: 24-40 Pts: 2,258 Avg: 35.3

**EAST SEMI-FINAL:**  
 Nov 12/55 TOR 32 at 28 HAM  
 (Wpg wins total points series 24-16)

**WEST SEMI-FINAL & FINAL:**  
 Nov 5/55 WPG 16 at 7 SSK  
 Nov 7/55 SSK 9 at 8 WPG  
 Nov 11/55 EDM 29 at 6 WPG  
 Nov 16/55 WPG 6 at 26 EDM  
 (Edm wins best-of-3 series 2-0)

**EAST FINAL:**  
 Nov 19/55 TOR 36 at 38 MTL

**43RD GREY CUP at VANCOUVER - NOV 26/55: Edmonton 34, Montreal 19**

1957 IRFU	W	L	T	PF	PA	Pts	1957 WIFU	W	L	T	PF	PA	Pts
HAM	10	4	0	250	189	20	EDM	14	2	0	475	142	28
OTT	8	6	0	326	237	16	WPG	12	4	0	406	300	24
MTL	6	8	0	287	301	12	CGY	6	10	0	221	413	12
TOR	4	10	0	274	410	8	BC	4	11	1	284	369	9
							SSK	3	12	1	276	438	7

Home: 44-23-1, Away: 23-44-1 Pts: 2,799 Avg: 41.2

**EAST SEMI-FINAL:**  
 Nov 13/57 MTL 24 at 15 OTT

**WEST SEMI-FINAL & FINAL:**  
 Nov 9/57 CGY 13 at 13 WPG  
 Nov 11/57 WPG 15 at 3 CGY  
 (Wpg wins total points series 28-16)

**EAST FINAL:**  
 Nov 16/57 HAM 17 at 10 MTL  
 Nov 23/57 MTL 1 at 39 HAM  
 (Ham wins total points series 56-11)

(Wpg wins best-of-3 series 2-1)

**45TH GREY CUP at TORONTO - NOV 30/57: Hamilton 32, Winnipeg 7**

Nov 18/50 TOR 11 at 13 HAM  
 Nov 15/50 HAM 6 at 24 TOR  
 (Tor wins total points series 35-19)

**GREY CUP SEMI-FINAL VS ORFU:**  
 Nov 18/50 B BCH 13 at 43 TOR

**38TH GREY CUP at TORONTO - NOV 25/50: Toronto 13, Winnipeg 0**

Nov 11/50 TOR 11 at 13 HAM  
 Nov 15/50 HAM 6 at 24 TOR  
 (Tor wins total points series 35-19)

**GREY CUP SEMI-FINAL VS ORFU:**  
 Nov 13/50 EDM 6 at 29 WPG  
 Nov 18/50 B BCH 13 at 43 TOR  
 (Wpg wins best-of-3 series 2-1)

**39TH GREY CUP at TORONTO - NOV 24/51: Ottawa 21, Saskatchewan 14**

Nov 11/50 TOR 11 at 13 HAM  
 Oct 28/50 EDM 24 at 1 SSK  
 Nov 4/50 WPG 16 at 17 EDM  
 Nov 11/50 EDM 12 at 22 WPG  
 Nov 13/50 EDM 6 at 29 WPG  
 (Wpg wins best-of-3 series 2-1)

**40TH GREY CUP at TORONTO - NOV 29/52: Toronto 21, Edmonton 11**

Nov 17/52 HAM 7 at 12 TOR  
 (Edm wins S/F 42-38; Final 2 games to 1)  
 (Series extended to 3 games after 33-33 tie)

**GREY CUP SEMI-FINAL VS ORFU:**  
 Nov 8/52 EDM 18 at 12 WPG  
 Nov 26/52 SARN 15 at 34 TOR  
 Nov 11/52 EDM 22 at 11 WPG

**42ND GREY CUP at TORONTO - NOV 26/54: Edmonton 26, Montreal 25**

Nov 17/54 MTL 14 at 9 HAM  
 Nov 20/54 HAM 19 at 24 MTL  
 (MTL wins total points series 38-28)

**GREY CUP SEMI-FINAL VS ORFU:**  
 Nov 6/54 WPG 3 at 9 EDM  
 Nov 20/54 KIT-W 6 at 38 EDM  
 BC Lions entered WIFU in 1954.

**44TH GREY CUP at TORONTO - NOV 24/56: Edmonton 50, Montreal 27**

Nov 17/54 MTL 14 at 9 HAM  
 Oct 30/54 SSK 14 at 14 WPG  
 Nov 1/54 WPG 13 at 11 SSK  
 (Wpg wins series 27-25; Edm wins series 2-1)

**GREY CUP SEMI-FINAL VS ORFU:**  
 Nov 11/54 EDM 6 at 12 WPG  
 Nov 13/54 WPG 5 at 10 EDM

**42ND GREY CUP at TORONTO - NOV 26/54: Edmonton 26, Montreal 25**

Nov 17/54 MTL 14 at 9 HAM  
 Oct 30/54 SSK 14 at 14 WPG  
 Nov 1/54 WPG 13 at 11 SSK  
 (Wpg wins series 27-25; Edm wins series 2-1)

**GREY CUP SEMI-FINAL VS ORFU:**  
 Nov 6/54 WPG 3 at 9 EDM  
 Nov 20/54 KIT-W 6 at 38 EDM  
 BC Lions entered WIFU in 1954.

**44TH GREY CUP at TORONTO - NOV 24/56: Edmonton 50, Montreal 27**

Nov 17/54 MTL 14 at 9 HAM  
 Oct 30/54 SSK 14 at 14 WPG  
 Nov 1/54 WPG 13 at 11 SSK  
 (Wpg wins series 27-25; Edm wins series 2-1)

**GREY CUP SEMI-FINAL VS ORFU:**  
 Nov 6/54 WPG 3 at 9 EDM  
 Nov 20/54 KIT-W 6 at 38 EDM  
 BC Lions entered WIFU in 1954.

**42ND GREY CUP at TORONTO - NOV 26/54: Edmonton 26, Montreal 25**

Nov 17/54 MTL 14 at 9 HAM  
 Oct 30/54 SSK 14 at 14 WPG  
 Nov 1/54 WPG 13 at 11 SSK  
 (Wpg wins series 27-25; Edm wins series 2-1)

**GREY CUP SEMI-FINAL VS ORFU:**  
 Nov 6/54 WPG 3 at 9 EDM  
 Nov 20/54 KIT-W 6 at 38 EDM  
 BC Lions entered WIFU in 1954.

**44TH GREY CUP at TORONTO - NOV 24/56: Edmonton 50, Montreal 27**

Nov 17/54 MTL 14 at 9 HAM  
 Oct 30/54 SSK 14 at 14 WPG  
 Nov 1/54 WPG 13 at 11 SSK  
 (Wpg wins series 27-25; Edm wins series 2-1)

**GREY CUP SEMI-FINAL VS ORFU:**  
 Nov 6/54 WPG 3 at 9 EDM  
 Nov 20/54 KIT-W 6 at 38 EDM  
 BC Lions entered WIFU in 1954.

**42ND GREY CUP at TORONTO - NOV 26/54: Edmonton 26, Montreal 25**

Nov 17/54 MTL 14 at 9 HAM  
 Oct 30/54 SSK 14 at 14 WPG  
 Nov 1/54 WPG 13 at 11 SSK  
 (Wpg wins series 27-25; Edm wins series 2-1)

**GREY CUP SEMI-FINAL VS ORFU:**  
 Nov 6/54 WPG 3 at 9 EDM  
 Nov 20/54 KIT-W 6 at 38 EDM  
 BC Lions entered WIFU in 1954.

**44TH GREY CUP at TORONTO - NOV 24/56: Edmonton 50, Montreal 27**

Nov 17/54 MTL 14 at 9 HAM  
 Oct 30/54 SSK 14 at 14 WPG  
 Nov 1/54 WPG 13 at 11 SSK  
 (Wpg wins series 27-25; Edm wins series 2-1)

**GREY CUP SEMI-FINAL VS ORFU:**  
 Nov 6/54 WPG 3 at 9 EDM  
 Nov 20/54 KIT-W 6 at 38 EDM  
 BC Lions entered WIFU in 1954.

**42ND GREY CUP at TORONTO - NOV 26/54: Edmonton 26, Montreal 25**

Nov 17/54 MTL 14 at 9 HAM  
 Oct 30/54 SSK 14 at 14 WPG  
 Nov 1/54 WPG 13 at 11 SSK  
 (Wpg wins series 27-25; Edm wins series 2-1)

**GREY CUP SEMI-FINAL VS ORFU:**  
 Nov 6/54 WPG 3 at 9 EDM  
 Nov 20/54 KIT-W 6 at 38 EDM  
 BC Lions entered WIFU in 1954.

**44TH GREY CUP at TORONTO - NOV 24/56: Edmonton 50, Montreal 27**

Nov 17/54 MTL 14 at 9 HAM  
 Oct 30/54 SSK 14 at 14 WPG  
 Nov 1/54 WPG 13 at 11 SSK  
 (Wpg wins series 27-25; Edm wins series 2-1)

**GREY CUP SEMI-FINAL VS ORFU:**  
 Nov 6/54 WPG 3 at 9 EDM  
 Nov 20/54 KIT-W 6 at 38 EDM  
 BC Lions entered WIFU in 1954.

**42ND GREY CUP at TORONTO - NOV 26/54: Edmonton 26, Montreal 25**

Nov 17/54 MTL 14 at 9 HAM  
 Oct 30/54 SSK 14 at 14 WPG  
 Nov 1/54 WPG 13 at 11 SSK  
 (Wpg wins series 27-25; Edm wins series 2-1)

**GREY CUP SEMI-FINAL VS ORFU:**  
 Nov 6/54 WPG 3 at 9 EDM  
 Nov 20/54 KIT-W 6 at 38 EDM  
 BC Lions entered WIFU in 1954.

**44TH GREY CUP at TORONTO - NOV 24/56: Edmonton 50, Montreal 27**

Nov 17/54 MTL 14 at 9 HAM  
 Oct 30/54 SSK 14 at 14 WPG  
 Nov 1/54 WPG 13 at 11 SSK  
 (Wpg wins series 27-25; Edm wins series 2-1)

**GREY CUP SEMI-FINAL VS ORFU:**  
 Nov 6/54 WPG 3 at 9 EDM  
 Nov 20/54 KIT-W 6 at 38 EDM  
 BC Lions entered WIFU in 1954.

**42ND GREY CUP at TORONTO - NOV 26/54: Edmonton 26, Montreal 25**

Nov 17/54 MTL 14 at 9 HAM  
 Oct 30/54 SSK 14 at 14 WPG  
 Nov 1/54 WPG 13 at 11 SSK  
 (Wpg wins series 27-25; Edm wins series 2-1)

**GREY CUP SEMI-FINAL VS ORFU:**  
 Nov 6/54 WPG 3 at 9 EDM  
 Nov 20/54 KIT-W 6 at 38 EDM  
 BC Lions entered WIFU in 1954.

**44TH GREY CUP at TORONTO - NOV 24/56: Edmonton 50, Montreal 27**

Nov 17/54 MTL 14 at 9 HAM  
 Oct 30/54 SSK 14 at 14 WPG  
 Nov 1/54 WPG 13 at 11 SSK  
 (Wpg wins series 27-25; Edm wins series 2-1)

**GREY CUP SEMI-FINAL VS ORFU:**  
 Nov 6/54 WPG 3 at 9 EDM  
 Nov 20/54 KIT-W 6 at 38 EDM  
 BC Lions entered WIFU in 1954.

**42ND GREY CUP at TORONTO - NOV 26/54: Edmonton 26, Montreal 25**

Nov 17/54 MTL 14 at 9 HAM  
 Oct 30/54 SSK 14 at 14 WPG  
 Nov 1/54 WPG 13 at 11 SSK  
 (Wpg wins series 27-25; Edm wins series 2-1)

**GREY CUP SEMI-FINAL VS ORFU:**  
 Nov 6/54 WPG 3 at 9 EDM  
 Nov 20/54 KIT-W 6 at 38 EDM  
 BC Lions entered WIFU in 1954.

**44TH GREY CUP at TORONTO - NOV 24/56: Edmonton 50, Montreal 27**

Nov 17/54 MTL 14 at 9 HAM  
 Oct 30/54 SSK 14 at 14 WPG  
 Nov 1/54 WPG 13 at 11 SSK  
 (Wpg wins series 27-25; Edm wins series 2-1)

**GREY CUP SEMI-FINAL VS ORFU:**  
 Nov 6/54 WPG 3 at 9 EDM  
 Nov 20/54 KIT-W 6 at 38 EDM  
 BC Lions entered WIFU in 1954.

**42ND GREY CUP at TORONTO - NOV 26/54: Edmonton 26, Montreal 25**

Nov 17/54 MTL 14 at 9 HAM  
 Oct 30/54 SSK 14 at 14 WPG  
 Nov 1/54 WPG 13 at 11 SSK  
 (Wpg wins series 27-25; Edm wins series 2-1)

**GREY CUP SEMI-FINAL VS ORFU:**  
 Nov 6/54 WPG 3 at 9 EDM  
 Nov 20/54 KIT-W 6 at 38 EDM  
 BC Lions entered WIFU in 1954.

**44TH GREY CUP at TORONTO - NOV 24/56: Edmonton 50, Montreal 27**

Nov 17/54 MTL 14 at 9 HAM  
 Oct 30/54 SSK 14 at 14 WPG  
 Nov 1/54 WPG 13 at 11 SSK  
 (Wpg wins series 27-25; Edm wins series 2-1)

**GREY CUP SEMI-FINAL VS ORFU:**  
 Nov 6/54 WPG 3 at 9 EDM  
 Nov 20/54 KIT-W 6 at 38 EDM  
 BC Lions entered WIFU in 1954.

**42ND GREY CUP at TORONTO - NOV 26/54: Edmonton 26, Montreal 25**

Nov 17/54 MTL 14 at 9 HAM  
 Oct 30/54 SSK 14 at 14 WPG  
 Nov 1/54 WPG 13 at 11 SSK  
 (Wpg wins series 27-25; Edm wins series 2-1)

**GREY CUP SEMI-FINAL VS ORFU:**  
 Nov 6/54 WPG 3 at 9 EDM  
 Nov 20/54

**CFL STANDINGS & RESULTS YEAR-BY-YEAR**

**1958 TO 1965**

1958 IRFU	W	L	T	PF	PA	Pts	1958 WIFU	W	L	T	PF	PA	Pts
HAM	10	3	1	291	235	21	WPG	13	3	0	361	182	26
MTL	7	6	1	265	269	15	EDM	9	6	1	312	292	19
OTT	6	8	0	233	243	12	SSK	7	7	2	320	324	16
TOR	4	10	0	266	308	8	CGY	6	9	1	314	312	13
							BC	3	13	0	202	399	6
Home: 41-24-3, Away: 24-41-3							Pts: 2,564 Avg: 37.7						
<b>EAST SEMI-FINAL:</b>							<b>WEST SEMI-FINAL &amp; FINAL:</b>						
Nov 12/58 OTT 26 at 12 MTL							Nov 8/58 EDM 27 at 11 SSK						
<b>EAST FINAL:</b>							Nov 11/58 SSK 1 at 31 EDM						
Nov 15/58 HAM 35 at 7 OTT							(Edm wins total points series 58-12)						
Nov 22/58 OTT 7 at 19 HAM							Nov 15/58 WPG 30 at 7 EDM						
(Ham wins total points series 54-14)							Nov 19/58 EDM 30 at 7 WPG						
							Nov 22/58 EDM 7 at 23 WPG						
							(Wpg wins best-of-3 series 2-1)						

**46TH GREY CUP at VANCOUVER - NOV 29/58: Winnipeg 35, Hamilton 28**

1959 IRFU	W	L	T	PF	PA	Pts	1959 WIFU	W	L	T	PF	PA	Pts
HAM	10	4	0	298	162	20	WPG	12	4	0	418	272	24
OTT	8	6	0	275	217	16	EDM	10	6	0	370	221	20
MTL	6	8	0	193	305	12	BC	9	7	0	306	301	18
TOR	4	10	0	192	274	8	CGY	8	8	0	356	301	16
							SSK	1	15	0	212	567	2
Home: 36-32, Away: 32-36							Pts: 2,620 Avg: 38.5						
<b>EAST SEMI-FINAL:</b>							<b>WEST SEMI-FINAL &amp; FINAL:</b>						
Nov 7/59 MTL 0 at 43 OTT							Oct 31/59 EDM 20 at 8 BC						
							Nov 4/59 BC 7 at 41 EDM						
<b>EAST FINAL:</b>							(Edm wins total points series 61-15)						
Nov 14/59 HAM 5 at 17 OTT							Nov 11/59 WPG 19 at 11 EDM						
Nov 21/59 OTT 7 at 21 HAM							Nov 14/59 EDM 8 at 16 WPG						
(Ham wins total points series 26-24)							(Wpg wins best-of-3 series 2-0)						

**47TH GREY CUP at TORONTO - NOV 28/59: Winnipeg 21, Hamilton 7**

**1960:** IRFU changed name to CFL Eastern Conference  
CFL uniform number system change completed

**1961:** Regular season interlocking play began  
WIFU changed name to CFL Western Conference

1960 EAST	W	L	T	PF	PA	Pts	1960 WIFU	W	L	T	PF	PA	Pts
TOR	10	4	0	370	265	20	WPG	14	2	0	453	239	28
OTT	9	5	0	400	283	18	EDM	10	6	0	318	225	20
MTL	5	9	0	340	458	10	CGY	6	8	2	374	404	14
HAM	4	10	0	273	377	8	BC	5	9	2	296	356	12
							SSK	2	12	2	205	422	6
Home: 35-30-3, Away: 30-35-3							Pts: 3,029 Avg: 44.5						
<b>EAST SEMI-FINAL:</b>							<b>WEST SEMI-FINAL &amp; FINAL:</b>						
Nov 5/60 MTL 14 at 30 OTT							Nov 2/60 CGY 7 at 30 EDM						
<b>EAST FINAL:</b>							Nov 5/60 EDM 40 at 21 CGY						
Nov 12/60 TOR 21 at 33 OTT							(Edm wins total points series 70-28)						
Nov 20/60 OTT 21 at 20 TOR							Nov 12/60 WPG 22 at 15 EDM						
(Ott wins total points series 54-41)							Nov 14/60 EDM 10 at 5 WPG						
							Nov 19/60 EDM 4 at 2 WPG						
							(Edm wins best-of-3 series 2-1)						

**48TH GREY CUP at VANCOUVER - NOV 26/60: Ottawa 16, Edmonton 6**

1961 EAST	W	L	T	PF	PA	Pts	1961 WEST	W	L	T	PF	PA	Pts
HAM	10	4	0	340	293	20	WPG	13	3	0	360	251	26
OTT	8	6	0	359	285	16	EDM	10	5	1	334	257	21
TOR	7	6	1	255	258	15	CGY	7	9	0	300	311	14
MTL	4	9	1	213	225	9	SSK	5	10	1	211	314	11
							BC	1	13	2	215	393	4
Home: 27-38-3, Away: 38-27-3							Pts: 2,587 Avg: 38.0						
<b>EAST SEMI-FINAL:</b>							<b>WEST SEMI-FINAL &amp; FINAL:</b>						
Nov 11/61 TOR 43 at 19 OTT							Nov 11/61 EDM 8 at 10 CGY						
<b>EAST FINAL:</b>							Nov 13/61 CGY 17 at 18 EDM						
Nov 19/61 HAM 7 at 25 TOR							(Cgy wins total points series 27-26)						
Nov 26/61 TOR 2 at 48 HAM							Nov 18/61 WPG 14 at 1 CGY						
(Ham wins total points series 55-27)							Nov 22/61 CGY 14 at 43 WPG						
							(Wpg wins best-of-3 series 2-0)						

**49TH GREY CUP at TORONTO - DEC 2/61: Winnipeg 21, Hamilton 14**

1962 EAST	W	L	T	PF	PA	Pts	1962 WEST	W	L	T	PF	PA	Pts
HAM	9	4	1	358	286	19	WPG	11	5	0	385	291	22
OTT	6	7	1	339	302	13	CGY	9	6	1	352	335	19
MTL	4	7	3	308	309	11	SSK	8	7	1	268	336	17
TOR	4	10	0	259	378	8	BC	7	9	0	346	342	14
							EDM	6	9	1	310	346	13
Home: 29-35-4, Away: 35-29-4							Pts: 2,925 Avg: 43.0						
<b>EAST SEMI-FINAL:</b>							<b>WEST SEMI-FINAL &amp; FINAL:</b>						
Nov 10/62 MTL 18 at 17 OTT							Nov 10/62 SSK 0 at 25 CGY						
<b>EAST FINAL:</b>							Nov 12/62 CGY 18 at 7 SSK						
Nov 17/62 HAM 28 at 17 MTL							(Cgy wins total points series 43-7)						
Nov 24/62 MTL 21 at 30 HAM							Nov 17/62 WPG 14 at 20 CGY						
(Ham wins total points series 58-38)							Nov 21/62 CGY 11 at 19 WPG						
							Nov 24/62 CGY 7 at 12 WPG						
(GC finished Dec 2 due to fog, final 9:29)							(Wpg wins best-of-3 series 2-1)						

**50TH GREY CUP at TORONTO - DEC 1-2/62: Winnipeg 28, Hamilton 27**

1963 EAST	W	L	T	PF	PA	Pts	1963 WEST	W	L	T	PF	PA	Pts
HAM	10	4	0	312	214	20	BC	12	4	0	387	232	24
OTT	9	5	0	326	284	18	CGY	10	4	2	427	323	22
MTL	6	8	0	277	297	12	SSK	7	7	2	223	266	16
TOR	3	11	0	202	310	6	WPG	7	9	0	302	325	14
							EDM	2	14	0	220	425	4
Home: 45-21-2, Away: 21-45-2							Pts: 2,676 Avg: 39.3						
<b>EAST SEMI-FINAL:</b>							<b>WEST SEMI-FINAL &amp; FINAL:</b>						
Nov 9/63 MTL 5 at 17 OTT							Nov 9/63 SSK 9 at 35 CGY						
<b>EAST FINAL:</b>							Nov 11/63 CGY 12 at 39 SSK						
Nov 16/63 HAM 45 at 0 OTT							(Ssk wins total points series 48-47)						
Nov 24/63 OTT 35 at 18 HAM							Nov 16/63 BC 19 at 7 SSK						
(Ham wins total points series 63-35)							Nov 20/63 SSK 13 at 8 BC						
							Nov 23/63 SSK 1 at 36 BC						
							(BC wins best-of-3 series 2-1)						

**51ST GREY CUP at VANCOUVER - NOV 30/63: Hamilton 21, BC 10**

1964 EAST	W	L	T	PF	PA	Pts	1964 WEST	W	L	T	PF	PA	Pts
HAM	10	3	1	329	201	21	BC	11	2	3	328	168	25
OTT	8	5	1	313	228	17	CGY	12	4	0	352	249	24
MTL	6	8	0	192	264	12	SSK	9	7	0	330	282	18
TOR	4	10	0	243	332	8	EDM	4	12	0	222	458	8
							WPG	1	14	1	270	397	3
Home: 38-27-3, Away: 27-38-3							Pts: 2,579 Avg: 37.9						
<b>EAST SEMI-FINAL:</b>							<b>WEST SEMI-FINAL &amp; FINAL:</b>						
Nov 7/64 MTL 0 at 27 OTT							Nov 7/64 CGY 25 at 34 SSK						
<b>EAST FINAL:</b>							Nov 9/64 SSK 6 at 51 CGY						
Nov 14/64 HAM 13 at 30 OTT							(Cgy wins total points series 76-40)						
Nov 21/64 OTT 8 at 26 HAM							Nov 14/64 BC 24 at 10 CGY						
(Ham wins total points series 39-38)							Nov 18/64 CGY 14 at 10 BC						
							Nov 22/64 CGY 14 at 33 BC						
							(BC wins best-of-3 series 2-1)						

**52ND GREY CUP at TORONTO - NOV 28/64: BC 34, Hamilton 24**

**1965:** WIFU adopted a single-game format for the playoff Semi-Final.

1965 EAST	W	L	T	PF	PA	Pts	1965 WEST	W	L	T	PF	PA	Pts
HAM	10	4	0	281	153	20	CGY	12	4	0	340	243	24
OTT	7	7	0	300	234	14	WPG	11	5	0	301	262	22
MTL	5	9	0	183	215	10	SSK	8	7	1	276	277	17
TOR	3	11	0	193	360	6	BC	6	9	1	286	273	13
							EDM	5	11	0	257	400	10
Home: 37-30-1, Away: 30-37-1							Pts: 2,417 Avg: 35.5						
<b>EAST SEMI-FINAL:</b>							<b>WEST SEMI-FINAL:</b>						
Nov 6/65 MTL 7 at 36 OTT							Nov 7/65 SSK 9 at 15 WPG						
<b>EAST FINAL:</b>							<b>WEST FINAL:</b>						
Nov 14/65 HAM 18 at 13 OTT							Nov 13/65 WPG 9 at 27 CGY						
Nov 20/65 OTT 7 at 17 HAM							Nov 17/65 CGY 11 at 15 WPG						
(Ham wins total points series 35-20)							Nov 20/65 WPG 19 at 12 CGY						
							(Wpg wins best-of-3 series 2-1)						

**53RD GREY CUP at TORONTO - NOV 27/65: Hamilton 22, Winnipeg 16**

# CFL STANDINGS & RESULTS YEAR-BY-YEAR

# 1966 TO 1975

1966 EAST	W	L	T	PF	PA	Pts	1966 WEST	W	L	T	PF	PA	Pts
OTT	11	3	0	278	177	22	SSK	9	6	1	351	318	19
HAM	9	5	0	264	160	18	WPG	8	7	1	264	230	17
MTL	7	7	0	156	215	14	EDM	6	9	1	251	328	13
TOR	5	9	0	182	271	10	CGY	6	9	1	227	259	13
							BC	5	11	0	254	269	10
Home: 35-31-2, Away: 31-35-2						Pts: 2,227 Avg: 32.8							
<b>EAST SEMI-FINAL:</b>						<b>WEST SEMI-FINAL:</b>							
Nov 6/66 MTL 14 at 24 HAM						Nov 6/66 EDM 8 at 16 WPG							
<b>EAST FINAL:</b>						<b>WEST FINAL:</b>							
Nov 13/66 OTT 30 at 1 HAM						Nov 13/66 WPG 7 at 14 SSK							
Nov 19/66 HAM 16 at 42 OTT						Nov 19/66 SSK 21 at 19 WPG							
(Ott wins total points series 72-17)						(Ssk wins best-of-3 series 2-0)							
<b>54TH GREY CUP at VANCOUVER - NOV 26/66: Saskatchewan 29, Ottawa 14</b>													

1967 EAST	W	L	T	PF	PA	Pts	1967 WEST	W	L	T	PF	PA	Pts
HAM	10	4	0	250	195	20	CGY	12	4	0	382	219	24
OTT	9	4	1	337	207	19	SSK	12	4	0	346	282	24
TOR	5	8	1	252	266	11	EDM	9	6	1	266	246	19
MTL	2	12	0	166	302	4	WPG	4	12	0	212	414	8
							BC	3	12	1	239	319	7
Home: 40-26-2, Away: 26-40-2						Pts: 2,450 Avg: 36.0							
<b>EAST SEMI-FINAL:</b>						<b>WEST SEMI-FINAL &amp; FINAL:</b>							
Nov 12/67 TOR 22 at 38 OTT						Nov 11/67 EDM 5 at 21 SSK							
<b>EAST FINAL:</b>						Nov 18/67 SSK 11 at 15 CGY							
Nov 19/67 HAM 11 at 3 OTT						Nov 22/67 CGY 9 at 11 SSK							
Nov 25/67 OTT 0 at 26 HAM						Nov 26/67 SSK 17 at 13 CGY							
(Ham wins total points series 37-3)						(Ssk wins best-of-3 series 2-1)							
<b>55TH GREY CUP at MONTRÉAL - DEC 2/67: Hamilton 24, Saskatchewan 1</b>													

1968: CFL appointed Jake Gaudaur as Commissioner.

1968 EAST	W	L	T	PF	PA	Pts	1968 WEST	W	L	T	PF	PA	Pts
OTT	9	3	2	416	271	20	SSK	12	3	1	345	223	25
TOR	9	5	0	284	266	18	CGY	10	6	0	412	249	20
HAM	6	7	1	262	292	13	EDM	8	7	1	228	288	17
MTL	3	9	2	234	327	8	BC	4	11	1	217	318	9
							WPG	3	13	0	210	374	6
Home: 34-30-3, Away: 30-34-3						Pts: 2,608 Avg: 38.4							
<b>EAST SEMI-FINAL &amp; FINAL:</b>						<b>WEST SEMI-FINAL &amp; FINAL:</b>							
Nov 9/68 HAM 21 at 33 TOR						Nov 10/68 EDM 13 at 29 CGY							
Nov 17/68 OTT 11 at 13 TOR						Nov 16/68 CGY 32 at 0 SSK							
Nov 24/68 TOR 14 at 36 OTT						Nov 20/68 SSK 12 at 25 CGY							
(Ott wins total points series 47-27)						(Cgy wins best-of-3 series 2-0)							
<b>56TH GREY CUP at TORONTO - NOV 30/68: Ottawa 24, Calgary 21</b>													

1969 EAST	W	L	T	PF	PA	Pts	1969 WEST	W	L	T	PF	PA	Pts
OTT	11	3	0	399	298	22	SSK	13	3	0	392	261	26
TOR	10	4	0	406	280	20	CGY	9	7	0	327	314	18
HAM	8	5	1	307	315	17	BC	5	11	0	235	335	10
MTL	2	10	2	304	395	6	EDM	5	11	0	241	246	10
							WPG	3	12	1	192	359	7
Home: 35-31-2, Away: 31-35-2						Pts: 2,803 Avg: 41.2							
<b>EAST SEMI-FINAL &amp; FINAL:</b>						<b>WEST SEMI-FINAL &amp; FINAL:</b>							
Nov 9/69 HAM 9 at 15 TOR						Nov 8/69 BC 21 at 35 CGY							
Nov 16/69 OTT 14 at 22 TOR						Nov 15/69 CGY 11 at 17 SSK							
Nov 22/69 TOR 3 at 32 OTT						Nov 19/69 SSK 36 at 13 CGY							
(Ott wins total points series 46-25)						(Ssk wins best-of-3 series 2-0)							
<b>57TH GREY CUP at MONTRÉAL - NOV 30/69: Ottawa 29, Saskatchewan 11</b>													

1970: CFL adopted new helmet logo.



1970 EAST	W	L	T	PF	PA	Pts	1970 WEST	W	L	T	PF	PA	Pts
HAM	8	5	1	292	279	17	SSK	14	2	0	369	206	28
TOR	8	6	0	329	290	16	EDM	9	7	0	282	287	18
MTL	7	6	1	246	279	15	CGY	9	7	0	293	209	18
OTT	4	10	0	255	279	8	BC	6	10	0	295	384	12
							WPG	2	14	0	184	332	4
Home: 42-25-1, Away: 25-42-1						Pts: 2,545 Avg: 37.4							
<b>EAST SEMI-FINAL:</b>						<b>WEST SEMI-FINAL &amp; FINAL:</b>							
Nov 7/70 MTL 16 at 7 TOR						Nov 8/70 CGY 16 at 9 EDM							
<b>EAST FINAL:</b>						Nov 14/70 CGY 28 at 11 SSK							
Nov 15/70 HAM 22 at 32 MTL						Nov 19/70 SSK 11 at 3 CGY							
Nov 21/70 MTL 11 at 4 HAM						Nov 22/70 CGY 15 at 14 SSK							
(MTL wins total points series 43-26)						(Cgy wins best-of-3 series 2-1)							
<b>58TH GREY CUP at TORONTO - NOV 28/70: Montreal 23, Calgary 10</b>													

1971 EAST	W	L	T	PF	PA	Pts	1971 WEST	W	L	T	PF	PA	Pts
TOR	10	4	0	289	248	20	CGY	9	6	1	290	218	19
HAM	7	7	0	242	246	14	SSK	9	6	1	347	316	19
OTT	6	8	0	291	277	12	WPG	7	8	1	366	349	15
MTL	6	8	0	226	248	12	BC	6	9	1	282	363	13
							EDM	6	10	0	237	305	12
Home: 42-24-2, Away: 24-42-2						Pts: 2,570 Avg: 37.8							
<b>EAST SEMI-FINAL &amp; FINAL:</b>						<b>WEST SEMI-FINAL &amp; FINAL:</b>							
Nov 7/71 OTT 4 at 23 HAM						Nov 6/71 WPG 23 at 34 SSK							
Nov 14/71 TOR 23 at 8 HAM						Nov 13/71 SSK 21 at 30 CGY							
Nov 20/71 HAM 17 at 17 TOR						Nov 17/71 CGY 23 at 21 SSK							
(Tor wins total points series 40-25)						(Cgy wins best-of-3 series 2-0)							
<b>59TH GREY CUP at VANCOUVER - NOV 28/71: Calgary 14, Toronto 11</b>													

1973: Playoff Semi-Finals and Finals standardized in one-game format

1972 EAST	W	L	T	PF	PA	Pts	1972 WEST	W	L	T	PF	PA	Pts
HAM	11	3	0	372	262	22	WPG	10	6	0	401	300	20
OTT	11	3	0	298	228	22	EDM	10	6	0	380	368	20
MTL	4	10	0	246	353	8	SSK	8	8	0	330	283	16
TOR	3	11	0	254	298	6	CGY	6	10	0	331	394	12
							BC	5	11	0	254	380	10
Home: 44-24, Away: 24-44						Pts: 2,866 Avg: 42.1							
<b>CONFERENCE SEMI-FINALS:</b>						<b>CONFERENCE FINALS:</b>							
Nov 11/72 E MTL 11 at 14 OTT						Nov 18/72 E HAM 7 at 19 OTT							
Nov 12/72 W SSK 8 at 6 EDM						Nov 26/72 OTT 8 at 23 HAM							
						(Ham wins two-game total points Final 30-27)							
						Nov 19/72 W SSK 27 at 24 WPG							
<b>60TH GREY CUP at HAMILTON - DEC 3/72: Hamilton 13, Saskatchewan 10</b>													

1973 EAST	W	L	T	PF	PA	Pts	1973 WEST	W	L	T	PF	PA	Pts
OTT	9	5	0	275	234	18	EDM	9	5	2	329	284	20
TOR	7	5	2	265	231	16	SSK	10	6	0	360	287	20
MTL	7	6	1	273	238	15	BC	5	9	2	261	328	12
HAM	7	7	0	304	263	14	CGY	6	10	0	214	368	12
							WPG	4	11	1	267	315	9
Home: 37-27-4, Away: 27-37-4						Pts: 2,548 Avg: 37.5							
<b>CONFERENCE SEMI-FINALS:</b>						<b>CONFERENCE FINALS:</b>							
Nov 11/73 E MTL 32 at 10 TOR						Nov 18/73 E MTL 14 at 23 OTT							
Nov 11/73 W BC 13 at 33 SSK						Nov 18/73 W SSK 23 at 25 EDM							
<b>61ST GREY CUP at TORONTO - NOV 25/73: Ottawa 22, Edmonton 18</b>													

1974: CFL adopted a standard 16-game schedule for all clubs

1974 EAST	W	L	T	PF	PA	Pts	1974 WEST	W	L	T	PF	PA	Pts
MTL	9	5	2	339	271	20	EDM	10	5	1	345	247	21
OTT	7	9	0	261	271	14	SSK	9	7	0	305	289	18
HAM	7	9	0	279	313	14	BC	8	8	0	306	299	16
TOR	6	9	1	281	314	13	WPG	8	8	0	258	350	16
							CGY	6	10	0	287	307	12
Home: 45-25-2, Away: 25-45-2						Pts: 2,661 Avg: 37.0							
<b>CONFERENCE SEMI-FINALS:</b>						<b>CONFERENCE FINALS:</b>							
Nov 10/74 E HAM 19 at 21 OTT						Nov 17/74 E OTT 4 at 14 MTL							
Nov 10/74 W BC 14 at 24 SSK						Nov 17/74 W SSK 27 at 31 EDM							
<b>62ND GREY CUP at VANCOUVER - NOV 24/74: Montreal 20, Edmonton 7</b>													

1975: CFL adopts blocking on punt returns opening up special teams play.

1975 EAST	W	L	T	PF	PA	Pts	1975 WEST	W	L	T	PF	PA	Pts
OTT	10	5	1	394	280	21	EDM	12	4	0	432	370	24
MTL	9	7	0	353	345	18	SSK	10	5	1	373	309	21
HAM	5	10	1	284	395	11	WPG	6	8	2	340	383	14
TOR	5	10	1	261	324	11	CGY	6	10	0	387	363	12
							BC	6	10	0	276	331	12
Home: 37-32-3, Away: 32-37-3						Pts: 3,100 Avg: 43.1							
<b>CONFERENCE SEMI-FINALS:</b>						<b>CONFERENCE FINALS:</b>							
Nov 9/75 E HAM 12 at 35 MTL						Nov 15/75 E MTL 20 at 10 OTT							
Nov 8/75 W WPG 24 at 42 SSK						Nov 16/75 W SSK 18 at 30 EDM							
<b>63RD GREY CUP at CALGARY - NOV 23/75: Edmonton 9, Montreal 8</b>													

# CFL STANDINGS & RESULTS YEAR-BY-YEAR

# 1976 TO 1985

1976 EAST	W	L	T	PF	PA	Pts	1976 WEST	W	L	T	PF	PA	Pts
OTT	9	6	1	411	346	19	SSK	11	5	0	427	238	22
HAM	8	8	0	269	348	16	WPG	10	6	0	384	316	20
MTL A	7	8	1	305	273	15	EDM	9	6	1	311	367	19
TOR	7	8	1	289	354	15	BC	5	9	2	308	336	12
							CGY	2	12	2	316	442	6
Home: 38-30-4, Away: 30-38-4							Pts: 3,020 Avg: 41.9						
CONFERENCE SEMI-FINALS:							CONFERENCE FINALS:						
Nov 13/76 E MTL 0 at 23 HAM							Nov 21/76 E HAM 15 at 17 OTT						
Nov 14/76 W EDM 14 at 12 WPG							Nov 20/76 W EDM 13 at 23 SSK						
64TH GREY CUP at TORONTO - NOV 28/76: Ottawa 23, Saskatchewan 20													

1977 EAST	W	L	T	PF	PA	Pts	1977 WEST	W	L	T	PF	PA	Pts
MTL A	11	5	0	311	245	22	EDM	10	6	0	412	320	20
OTT	8	8	0	368	344	16	BC	10	6	0	369	326	20
TOR	6	10	0	251	266	12	WPG	10	6	0	382	336	20
HAM	5	11	0	283	394	10	SSK	8	8	0	330	389	16
							CGY	4	12	0	241	327	8
Home: 43-29, Away: 29-43							Pts: 2,947 Avg: 40.9						
CONFERENCE SEMI-FINALS:							CONFERENCE FINALS:						
Nov 13/77 E TOR 16 at 21 OTT							Nov 19/77 E OTT 18 at 21 MTL						
Nov 12/77 W WPG 32 at 33 BC							Nov 20/77 W BC 1 at 38 EDM						
65TH GREY CUP at MONTRÉAL - NOV 27/77: Montreal 41, Edmonton 6													

1979: CFL Officiating crews increased from five to six.

1978 EAST	W	L	T	PF	PA	Pts	1978 WEST	W	L	T	PF	PA	Pts
OTT	11	5	0	395	261	22	EDM	10	4	2	452	301	22
MTL A	8	7	1	331	295	17	CGY	9	4	3	381	311	21
HAM	5	10	1	225	403	11	WPG	9	7	0	371	351	18
TOR	4	12	0	234	389	8	BC	7	7	2	359	308	16
							SSK	4	11	1	330	459	9
Home: 42-25-5, Away: 25-42-5							Pts: 3,078 Avg: 42.8						
CONFERENCE SEMI-FINALS:							CONFERENCE FINALS:						
Nov 11/78 HAM 20 at 35 MTL							Nov 19/78 E MTL 21 at 16 OTT						
Nov 12/78 WPG 4 at 38 CGY							Nov 18/78 W CGY 13 at 26 EDM						
66TH GREY CUP at TORONTO - NOV 26/78: Edmonton 20, Montreal 13													

1979 EAST	W	L	T	PF	PA	Pts	1979 WEST	W	L	T	PF	PA	Pts
MTL A	11	4	1	351	284	23	EDM	12	2	2	495	219	26
OTT	8	6	2	349	315	18	CGY	12	4	0	382	278	24
HAM	6	10	0	280	338	12	BC	9	6	1	328	333	19
TOR	5	11	0	234	352	10	WPG	4	12	0	283	340	8
							SSK	2	14	0	194	437	4
Home: 42-27-3, Away: 27-42-3							Pts: 2,896 Avg: 40.2						
CONFERENCE SEMI-FINALS:							CONFERENCE FINALS:						
Nov 11/79 E HAM 26 at 29 OTT							Nov 17/79 E OTT 6 at 17 MTL						
Nov 10/79 W BC 2 at 37 CGY							Nov 18/79 W CGY 7 at 19 EDM						
67TH GREY CUP at MONTRÉAL - NOV 25/79: Edmonton 17, Montreal 9													

1981: CFL Eastern & Western Conferences renamed as Divisions.  
CFL adopted full inter-divisional play (home and away, two games).

1980 EAST	W	L	T	PF	PA	Pts	1980 WEST	W	L	T	PF	PA	Pts
HAM	8	7	1	332	377	17	EDM	13	3	0	505	281	26
MTL A	8	8	0	356	375	16	WPG	10	6	0	394	387	20
OTT	7	9	0	353	393	14	CGY	9	7	0	407	355	18
TOR	6	10	0	334	358	12	BC	8	7	1	381	351	17
							SSK	2	14	0	284	469	4
Home: 41-30-1, Away: 30-41-1							Pts: 3,346 Avg: 46.5						
CONFERENCE SEMI-FINALS:							CONFERENCE FINALS:						
Nov 8/80 E OTT 21 at 25 MTL							Nov 16/80 E MTL 13 at 24 HAM						
Nov 9/80 W CGY 14 at 32 WPG							Nov 15/80 W WPG 24 at 34 EDM						
68TH GREY CUP at TORONTO - NOV 23/80: Edmonton 48, Hamilton 10													

1981 EAST	W	L	T	PF	PA	Pts	1981 WEST	W	L	T	PF	PA	Pts
HAM	11	4	1	414	335	23	EDM	14	1	1	576	277	29
OTT	5	11	0	306	446	10	WPG	11	5	0	517	299	22
MTL A	3	13	0	267	518	6	BC	10	6	0	438	377	20
TOR	2	14	0	241	506	4	SSK	9	7	0	431	371	18
							CGY	6	10	0	306	367	12
Home: 41-30-1, Away: 30-41-1							Pts: 3,496 Avg: 48.6						
DIVISION SEMI-FINALS:							DIVISION FINALS:						
Nov 8/81 E MTL 16 at 20 OTT							Nov 15/81 E OTT 17 at 13 HAM						
Nov 8/81 W BC 15 at 11 WPG							Nov 15/81 W BC 16 at 22 EDM						
69TH GREY CUP at MONTRÉAL - NOV 22/81: Edmonton 26, Ottawa 23													

1982: Montreal Alouettes suspended operations on May 20, 1982.  
Club re-formed the next day as the Montreal Concordes.

1982 EAST	W	L	T	PF	PA	Pts	1982 WEST	W	L	T	PF	PA	Pts
TOR	9	6	1	426	426	19	EDM	11	5	0	544	323	22
HAM	8	7	1	396	401	17	WPG	11	5	0	444	352	22
OTT	5	11	0	376	462	10	CGY	9	6	1	403	440	19
MTL C	2	14	0	267	502	4	BC	9	7	0	449	390	18
							SSK	6	9	1	427	436	13
Home: 38-32-2, Away: 32-38-2							Pts: 3,732 Avg: 51.8						
DIVISION SEMI-FINALS:							DIVISION FINALS:						
Nov 14/82 E OTT 30 at 20 HAM							Nov 21/82 E OTT 7 at 44 TOR						
Nov 14/82 W CGY 3 at 24 WPG							Nov 21/82 W WPG 21 at 24 EDM						
70TH GREY CUP at TORONTO - NOV 28/82: Edmonton 32, Toronto 16													

1983 EAST	W	L	T	PF	PA	Pts	1983 WEST	W	L	T	PF	PA	Pts
TOR	12	4	0	452	328	24	BC	11	5	0	477	326	22
OTT	8	8	0	384	424	16	WPG	9	7	0	412	402	18
HAM	5	10	1	389	498	11	EDM	8	8	0	450	377	16
MTL C	5	10	1	367	447	11	CGY	8	8	0	425	378	16
							SSK	5	11	0	360	536	10
Home: 35-36-1, Away: 36-35-1							Pts: 3,716 Avg: 51.6						
DIVISION SEMI-FINALS:							DIVISION FINALS:						
Nov 13/83 E HAM 33 at 31 OTT							Nov 20/83 E HAM 36 at 41 TOR						
Nov 13/83 W EDM 22 at 49 WPG							Nov 20/83 W WPG 21 at 39 BC						
71ST GREY CUP at VANCOUVER - NOV 27/83: Toronto 18, BC 17													

1984: CFL appointed Douglas Mitchell as Commissioner.

1984 EAST	W	L	T	PF	PA	Pts	1984 WEST	W	L	T	PF	PA	Pts
TOR	9	6	1	461	361	19	BC	12	3	1	445	281	25
HAM	6	9	1	353	439	13	WPG	11	4	1	523	309	23
MTL C	6	9	1	386	404	13	EDM	9	7	0	464	443	18
OTT	4	12	0	354	507	8	SSK	6	9	1	348	479	13
							CGY	6	10	0	314	425	12
Home: 39-30-3, Away: 30-39-3							Pts: 3,648 Avg: 50.7						
DIVISION SEMI-FINALS:							DIVISION FINALS:						
Nov 4/84 E MTL 11 at 17 HAM							Nov 11/84 E HAM 14 at 13 TOR						
Nov 4/84 W EDM 20 at 55 WPG							Nov 11/84 W WPG 31 at 14 BC						
72ND GREY CUP at EDMONTON - NOV 18/84: Winnipeg 47, Hamilton 17													

1985 EAST	W	L	T	PF	PA	Pts	1985 WEST	W	L	T	PF	PA	Pts
HAM	8	8	0	377	315	16	BC	13	3	0	481	297	26
MTL C	8	8	0	284	332	16	WPG	12	4	0	500	259	24
OTT	7	9	0	272	402	14	EDM	10	6	0	432	373	20
TOR	6	10	0	344	397	12	SSK	5	11	0	320	462	10
							CGY	3	13	0	256	429	6
Home: 42-30, Away: 30-42							Pts: 3,266 Avg: 45.4						
DIVISION SEMI-FINALS:							DIVISION FINALS:						
Nov 10/85 E OTT 20 at 30 MTL							Nov 17/85 E MTL 26 at 50 HAM						
Nov 10/85 W EDM 15 at 22 WPG							Nov 17/85 W WPG 22 at 42 BC						
73RD GREY CUP at MONTRÉAL - NOV 24/85: BC 37, Hamilton 24													



# CFL STANDINGS & RESULTS YEAR-BY-YEAR

# 1986 TO 1995

**1986:** Montreal Concordes renamed Alouettes; 18-game schedule adopted  
CFL adopted a new rule creating regular season Overtime.

**1987:** Montreal suspended operations on June 24, 1987.  
Winnipeg moved to the East Division for 1987 season.

1986 EAST	W	L	T	PF	PA	Pts	1986 WEST	W	L	T	PF	PA	Pts
TOR	10	8	0	417	441	20	EDM	13	4	1	540	365	27
HAM	9	8	1	405	366	19	BC	12	6	0	441	410	24
MTL A	4	14	0	320	500	8	WPG	11	7	0	545	387	22
OTT	3	14	1	346	514	7	CGY	11	7	0	484	380	22
							SSK	6	11	1	382	517	13
Home: 47-32-2, Away: 32-47-2							OT Gms: 2 Pts: 3,880 Avg: 47.9						
<b>DIVISION SEMI-FINALS:</b>							<b>DIVISION FINALS:</b>						
Nov 15/86 E WPG 14 at 21 BC							Nov 16/86 E TOR 31 at 17 HAM						
Nov 16/86 W CGY 18 at 27 EDM							Nov 23/86 HAM 42 at 25 TOR						
NOTE: No East Semi-Final							(Hamilton wins total points Final 59-56)						
							Nov 23/86 W BC 5 at 41 EDM						
74TH GREY CUP at VANCOUVER - NOV 30/86: Hamilton 39, Edmonton 15													

1987 EAST	W	L	T	PF	PA	Pts	1987 WEST	W	L	T	PF	PA	Pts
WPG	12	6	0	554	409	24	BC	12	6	0	502	370	24
TOR	11	6	1	484	427	23	EDM	11	7	0	617	462	22
HAM	7	11	0	470	509	14	CGY	10	8	0	453	517	20
OTT	3	15	0	377	598	6	SSK	5	12	1	364	529	11
Home: 43-28-1, Away: 28-43-1							OT Gms: 1 Pts: 3,821 Avg: 53.1						
<b>DIVISION SEMI-FINALS:</b>							<b>DIVISION FINALS:</b>						
Nov 15/87 E HAM 13 at 29 TOR							Nov 22/87 E TOR 19 at 3 WPG						
Nov 15/87 W CGY 16 at 30 EDM							Nov 22/87 W EDM 31 at 7 BC						
75TH GREY CUP at VANCOUVER - NOV 29/87: Edmonton 38, Toronto 36													

1988 EAST	W	L	T	PF	PA	Pts	1988 WEST	W	L	T	PF	PA	Pts
TOR	14	4	0	571	326	28	EDM	11	7	0	477	408	22
WPG	9	9	0	407	458	18	SSK	11	7	0	525	452	22
HAM	9	9	0	478	465	18	BC	10	8	0	489	417	20
OTT	2	16	0	278	618	4	CGY	6	12	0	395	476	12
Home: 48-24, Away: 24-48							OT Gms: 2 Pts: 3,620 Avg: 50.3						
<b>DIVISION SEMI-FINALS:</b>							<b>DIVISION FINALS:</b>						
Nov 13/88 E HAM 28 at 35 WPG							Nov 20/88 E WPG 27 at 11 TOR						
Nov 13/88 W BC 42 at 18 SSK							Nov 20/88 W BC 37 at 19 EDM						
76TH GREY CUP at OTTAWA - NOV 27/88: Winnipeg 22, BC 21													

1989 EAST	W	L	T	PF	PA	Pts	1989 WEST	W	L	T	PF	PA	Pts
HAM	12	6	0	519	517	24	EDM	16	2	0	644	302	32
TOR	7	11	0	369	428	14	CGY	10	8	0	495	466	20
WPG	7	11	0	408	462	14	SSK	9	9	0	547	567	18
OTT	4	14	0	426	630	8	BC	7	11	0	521	557	14
Home: 41-31, Away: 31-41							OT Gms: 2 Pts: 3,929 Avg: 54.6						
<b>DIVISION SEMI-FINALS:</b>							<b>DIVISION FINALS:</b>						
Nov 12/89 E WPG 30 at 7 TOR							Nov 19/89 E WPG 10 at 14 HAM						
Nov 12/89 W SSK 33 at 26 CGY							Nov 19/89 W SSK 32 at 21 EDM						
77TH GREY CUP at TORONTO - NOV 26/89: Saskatchewan 43, Hamilton 40													

1990 EAST	W	L	T	PF	PA	Pts	1990 WEST	W	L	T	PF	PA	Pts
WPG	12	6	0	472	398	24	CGY	11	6	1	588	566	23
TOR	10	8	0	689	538	20	EDM	10	8	0	612	510	20
OTT	7	11	0	540	602	14	SSK	9	9	0	557	592	18
HAM	6	12	0	476	628	12	BC	6	11	1	520	620	13
Home: 44-27-1, Away: 27-44-1							OT Gms: 2 Pts: 4,454 Avg: 61.9						
<b>DIVISION SEMI-FINALS:</b>							<b>DIVISION FINALS:</b>						
Nov 11/90 E OTT 25 at 34 TOR							Nov 18/90 E TOR 17 at 20 WPG						
Nov 11/90 W SSK 27 at 43 EDM							Nov 18/90 W EDM 43 at 23 CGY						
78TH GREY CUP at VANCOUVER - NOV 25/90: Winnipeg 50, Edmonton 11													

1991 EAST	W	L	T	PF	PA	Pts	1991 WEST	W	L	T	PF	PA	Pts
TOR	13	5	0	647	526	26	EDM	12	6	0	671	569	24
WPG	9	9	0	516	499	18	CGY	11	7	0	596	552	22
OTT	7	11	0	522	577	14	BC	11	7	0	661	587	22
HAM	3	15	0	400	599	6	SSK	6	12	0	606	710	12
Home: 45-27, Away: 27-45							OT Gms: 7 Pts: 4,619 Avg: 64.2						
<b>DIVISION SEMI-FINALS:</b>							<b>DIVISION FINALS:</b>						
Nov 10/91 E OTT 8 at 26 WPG							Nov 17/91 E WPG 3 at 32 TOR						
Nov 10/91 W BC 41 at 43 CGY							Nov 17/91 W CGY 38 at 36 EDM						
79TH GREY CUP at WINNIPEG - NOV 24/91: Toronto 36, Calgary 21													

1992 EAST	W	L	T	PF	PA	Pts	1992 WEST	W	L	T	PF	PA	Pts
WPG	11	7	0	507	499	22	CGY	13	5	0	607	430	26
HAM	11	7	0	536	514	22	EDM	10	8	0	552	515	20
OTT	9	9	0	484	439	18	SSK	9	9	0	505	545	18
TOR	6	12	0	469	523	12	BC	3	15	0	472	667	6
Home: 48-24, Away: 24-48							OT Gms: 8 Pts: 4,132 Avg: 57.4						
<b>DIVISION SEMI-FINALS:</b>							<b>DIVISION FINALS:</b>						
Nov 15/92 E OTT 28 at 29 HAM							Nov 22/92 E HAM 11 at 59 WPG						
Nov 15/92 W SSK 20 at 22 EDM							Nov 22/92 W EDM 22 at 23 CGY						
80TH GREY CUP at TORONTO - NOV 29/92: Calgary 24, Winnipeg 10													

1993 EAST	W	L	T	PF	PA	Pts	1993 WEST	W	L	T	PF	PA	Pts
WPG	14	4	0	646	421	28	CGY	15	3	0	646	418	30
HAM	6	12	0	316	567	12	EDM	12	6	0	507	372	24
OTT	4	14	0	387	517	8	SSK	11	7	0	511	495	22
TOR	3	15	0	390	593	6	BC	10	8	0	574	583	20
							SAC	6	12	0	498	509	12
Home: 50-31, Away: 31-50							OT Gms: 1 Pts: 4,475 Avg: 55.2						
<b>DIVISION SEMI-FINALS:</b>							<b>DIVISION FINALS:</b>						
Nov 14/93 E OTT 10 at 21 HAM							Nov 21/93 E HAM 19 at 20 WPG						
Nov 14/93 W SSK 13 at 51 EDM							Nov 21/93 W EDM 29 at 15 CGY						
Nov 14/93 W BC 9 at 17 CGY													
81ST GREY CUP at CALGARY - NOV 28/93: Edmonton 33, Winnipeg 23													

**1994:** Further CFL expansion to three more US cities:  
Baltimore, Shreveport and Las Vegas  
CFL expanded to 12 clubs for the first time.

**1995:** Las Vegas folded; Memphis joined; Sacramento moved to San Antonio;  
Divisional alignment re-set to North (Canadian) and South (US teams).  
Baltimore renamed as Stallions; CFL operated with a record 13 clubs.

1994 EAST	W	L	T	PF	PA	Pts	1994 WEST	W	L	T	PF	PA	Pts
WPG	13	5	0	651	572	26	CGY	15	3	0	698	355	30
BAL C	12	6	0	561	431	24	EDM	13	5	0	518	401	26
TOR	7	11	0	504	578	14	BC	11	6	1	604	456	23
OTT	4	14	0	480	647	8	SSK	11	7	0	512	454	22
HAM	4	14	0	435	562	8	SAC	9	8	1	436	436	19
SHR	3	15	0	330	662	6	LV	5	13	0	447	622	10
Home: 62-45-1, Away: 45-62-1							OT Gms: 4 Pts: 6,176 Avg: 57.2						
<b>DIVISION SEMI-FINALS:</b>							<b>EAST DIVISION FINAL:</b>						
Nov 12/94 E TOR 15 at 34 BAL							Nov 20/94 E BAL 14 at 12 WPG						
Nov 12/94 W BC 24 at 23 EDM													
Nov 13/94 E OTT 16 at 26 WPG							<b>WEST DIVISION FINAL:</b>						
Nov 13/94 W SSK 3 at 36 CGY							Nov 20/94 W BC 37 at 36 CGY						
82ND GREY CUP at VANCOUVER - NOV 27/94: BC 26, Baltimore 23													

1995 No	W	L	T	PF	PA	Pts	1995 So	W	L	T	PF	PA	Pts
CGY	15	3	0	631	404	30	BAL S	15	3	0	541	369	30
EDM	13	5	0	599	359	26	S ANT	12	6	0	630	457	24
BC	10	8	0	535	470	20	BHM	10	8	0	548	518	20
HAM	8	10	0	427	509	16	MEM	9	9	0	346	364	18
WPG	7	11	0	404	653	14	SHR	5	13	0	465	514	10
SSK	6	12	0	422	451	12							
TOR	4	14	0	376	519	8							
OTT	3	15	0	348	685	6							
Home: 71-46, Away: 46-71							OT Gms: 6 Pts: 6,272 Avg: 53.6						
<b>DIVISION SEMI-FINALS:</b>							<b>NORTH DIVISION FINAL:</b>						
Nov 4/95 N HAM 13 at 30 CGY							Nov 12/95 N EDM 4 at 37 CGY						
Nov 4/95 S WPG 21 at 36 BAL													
Nov 5/95 N BC 15 at 26 EDM							<b>SOUTH DIVISION FINAL:</b>						
Nov 5/95 S BIR 9 at 52 SAN							Nov 12/95 S SAN 11 at 21 BAL						
83RD GREY CUP at REGINA - NOV 19/95: Baltimore 37, Calgary 20													

**CFL STANDINGS & RESULTS YEAR-BY-YEAR**

**1996 TO 2001**

**1996:** CFL reverted to all-Canadian, 9-team format (East & West Div.)  
 Montreal Alouettes franchise re-formed from Baltimore roster.  
 CFL adopted the "Cross-Over" playoff qualification rule.

**1997:** Ottawa Rough Riders suspended prior to the season (as of Nov 6/96).  
 Winnipeg returned to the East Division for 1997 season.  
 John Tory appointed as CFL Commissioner.

1996 CFL												
TEAMS	W	L	T	PF	PA	Pts	STANDINGS IN DETAIL:					
<b>EAST DIVISION:</b>							Hm	Aw	vs E	vs W	0-4	OT
TOR	15	3	0	556	359	30	8-1	7-2	7-1	8-2	4-1	0-0
MTL A	12	6	0	534	469	24	7-2	5-4	4-4	8-2	3-3	2-0
HAM	8	10	0	426	576	16	5-4	3-6	4-4	4-6	5-1	0-1
OTT	3	15	0	353	524	6	2-7	1-8	1-7	2-8	2-3	0-0
<b>WEST DIVISION:</b>												
CGY	13	5	0	608	365	26	8-1	5-4	6-2	7-3	1-4	0-0
EDM	11	7	0	459	354	22	7-2	4-5	4-4	7-3	3-2	0-0
WPG	9	9	0	421	496	18	5-4	4-5	3-5	6-4	4-1	0-0
BC	5	13	0	410	486	10	3-6	2-7	3-5	2-8	1-7	0-0
SSK	5	13	0	360	498	10	4-5	1-8	2-6	3-7	1-2	0-1
<b>DIVISION SEMI-FINALS:</b>							<b>In 1996:</b>					
Nov 10/96	E	HAM	11	at	22	MTL	E-W: 22-18 East		0-4 Pt Gms: 24			
Nov 10/96	W	WPG	7	at	68	EDM	H-A: H 49, A 32		Pts/Gm: 51.0			
<b>DIVISION FINALS:</b>							<b>GREY CUP #84</b>					
Nov 17/96	E	MTL	7	at	43	TOR	At Hamilton, November 24					
Nov 17/96	W	EDM	15	at	12	CGY	Toronto 43, Edmonton 37					

1997 CFL												
TEAMS	W	L	T	PF	PA	Pts	STANDINGS IN DETAIL:					
<b>EAST DIVISION:</b>							Hm	Aw	vs E	vs W	0-4	OT
TOR	15	3	0	660	327	30	9-0	6-3	9-1	6-2	1-1	0-0
MTL A	13	5	0	509	532	26	8-1	5-4	8-2	5-3	5-0	0-0
WPG	4	14	0	443	548	8	2-7	2-7	1-9	3-5	0-4	0-0
HAM	2	16	0	362	549	4	1-8	1-8	2-8	0-8	1-4	0-0
<b>WEST DIVISION:</b>												
EDM	12	6	0	479	400	24	7-2	5-4	6-2	6-4	4-1	1-0
CGY	10	8	0	519	443	20	8-1	2-7	6-2	4-6	2-4	0-1
SSK	8	10	0	413	479	16	5-4	3-6	3-5	5-5	4-4	0-0
BC-x	8	10	0	429	536	16	5-4	3-6	3-5	5-5	3-2	0-0
BC qualified as the first-ever Cross-Over playoff team												
<b>DIVISION SEMI-FINALS:</b>							<b>In 1997:</b>					
Nov 2/97	E	BC	35	at	45	MTL	E-W: 18-14 West		0-4 Pt Gms: 20			
Nov 2/97	W	SSK	33	at	30	CGY	H-A: H 45, A 27		Pts/Gm: 53.0			
<b>DIVISION FINALS:</b>							<b>GREY CUP #85</b>					
Nov 9/97	E	MTL	30	at	37	TOR	At Edmonton, November 16					
Nov 9/97	W	SSK	31	at	30	EDM	Toronto 47, Saskatchewan 23					

1998 CFL												
TEAMS	W	L	T	PF	PA	Pts	STANDINGS IN DETAIL:					
<b>EAST DIVISION:</b>							Hm	Aw	vs E	vs W	0-4	OT
HAM	12	5	1	503	351	25	6-2-1	6-3	7-2-1	5-3	2-2-1	0-0-1
MTL	12	5	1	470	435	25	6-3	6-2-1	5-4-1	7-1	4-1-1	0-0-1
TOR	9	9	0	452	410	18	4-5	5-4	5-5	4-4	2-4	0-0
WPG	3	15	0	399	588	6	3-6	0-9	2-8	1-7	1-2	0-0
<b>WEST DIVISION:</b>												
CGY	12	6	0	558	397	24	6-3	6-3	5-3	7-3	2-2	1-0
EDM	9	9	0	396	450	18	5-4	4-5	4-4	5-5	1-1	0-0
BC	9	9	0	394	427	18	4-5	5-4	3-5	6-4	2-0	0-0
SSK	5	13	0	411	525	10	4-5	1-8	3-5	2-8	1-3	0-1
<b>DIVISION SEMI-FINALS:</b>							<b>In 1998:</b>					
Nov 8/98	E	TOR	28	at	41	MTL	E-W: 17-15 East		0-4 Pt Gms: 16			
Nov 8/98	W	BC	33	at	40	EDM	H-A: H 38, A 33 (T1)		Pts/Gm: 49.8			
<b>DIVISION FINALS:</b>							<b>GREY CUP #86</b>					
Nov 15/98	E	MTL	20	at	22	HAM	At Winnipeg, November 22					
Nov 15/98	W	EDM	10	at	33	CGY	Calgary 26, Hamilton 24					

1999 CFL												
TEAMS	W	L	T	PF	PA	Pts	STANDINGS IN DETAIL:					
<b>EAST DIVISION:</b>							Hm	Aw	vs E	vs W	0-4	OT
MTL	12	6	0	495	395	24	8-1	4-5	7-3	5-3	2-2	0-0
HAM	11	7	0	603	378	22	7-2	4-5	6-4	5-3	1-2	1-0
TOR	9	9	0	386	373	18	7-2	2-7	4-6	5-3	4-2	0-0
WPG	6	12	0	362	601	12	4-5	2-7	3-7	3-5	1-1	0-0
<b>WEST DIVISION:</b>												
BC	13	5	0	429	373	26	6-3	7-2	5-3	8-2	4-1	1-0
CGY	12	6	0	503	393	24	7-2	5-4	6-2	6-4	4-4	0-1
EDM	6	12	0	459	502	12	2-7	4-5	1-7	5-5	2-4	1-2
SSK	3	15	0	370	592	6	3-6	0-9	2-6	1-9	1-3	0-0
<b>DIVISION SEMI-FINALS:</b>							<b>In 1999:</b>					
Nov 14/99	E	TOR	6	at	27	HAM	E-W: 18-14 East		0-4 Pt Gms: 19			
Nov 14/99	W	EDM	17	at	30	CGY	H-A: H 44, A 28		Pts/Gm: 50.1			
<b>DIVISION FINALS:</b>							<b>GREY CUP #87</b>					
Nov 21/99	E	HAM	27	at	26	MTL	At Vancouver, November 28					
Nov 21/99	W	CGY	26	at	24	BC	Hamilton 32, Calgary 21					

2000 CFL												
TEAMS	W	L	T	PF	PA	Pts	STANDINGS IN DETAIL:					
<b>EAST DIVISION:</b>							Hm	Aw	vs E	vs W	0-4	OT
MTL	12	6	0	594	379	24	7-2	5-4	6-4	6-2	2-2	0-0
HAM	9	9	0	470	446	20	5-4	4-5	5-5	4-4	1-2	0-2
WPG	7	10	1	539	596	16	6-3	1-7-1	3-6-1	4-4	2-4-1	0-1-1
TOR	7	10	1	390	562	15	2-6-1	5-4	5-4-1	2-6	1-0-1	0-0-1
<b>WEST DIVISION:</b>												
CGY	12	5	1	604	495	25	8-1	4-4-1	6-2	6-3-1	3-2-1	2-0-1
EDM	10	8	0	527	520	21	5-4	5-4	4-4	6-4	2-1	1-1
BC	8	10	0	513	529	17	5-4	3-6	4-4	4-6	2-1	1-1
SSK	5	12	1	516	626	11	2-6-1	3-6	206	3-6-1	1-2-1	1-0-1
<b>DIVISION SEMI-FINALS:</b>							<b>In 2000:</b>					
Nov 12/00	E	WPG	22	at	20	HAM	E-W: 16 wins each		0-4 Pt Gms: 16			
Nov 12/00	W	BC	34	at	32	EDM	H-A: H 40, A 30 (T2)		Pts/Gm: 57.7			
<b>DIVISION FINALS:</b>							<b>GREY CUP #88</b>					
Nov 19/00	E	WPG	24	at	35	MTL	At Calgary, November 26					
Nov 19/00	W	BC	37	at	23	CGY	BC 28, Montréal 26					

2001 CFL												
TEAMS	W	L	T	PF	PA	Pts	STANDINGS IN DETAIL:					
<b>EAST DIVISION:</b>							Hm	Aw	vs E	vs W	0-4	OT
WPG	14	4	0	509	383	28	7-2	7-2	7-3	7-1	6-1	0-0
HAM	11	7	0	440	420	22	7-2	4-5	6-4	5-3	3-2	1-0
MTL	9	9	0	454	419	18	6-3	3-6	5-5	4-4	2-2	0-0
TOR	7	11	0	432	455	15	4-5	3-6	2-8	5-3	2-3	0-1
<b>WEST DIVISION:</b>												
EDM	9	9	0	439	463	19	5-4	4-5	4-4	5-5	4-4	1-1
CGY	8	10	0	478	476	17	4-5	4-5	2-6	6-4	2-5	0-1
BC	8	10	0	417	445	16	5-4	3-6	2-6	6-4	2-2	1-0
SSK	6	12	0	308	416	12	2-7	4-5	3-5	3-7	2-4	0-0
<b>DIVISION SEMI-FINALS:</b>							<b>In 2001:</b>					
Nov 11/01	E	MTL	12	at	24	HAM	E-W: 21-11 East		0-4 Pt Gms: 23			
Nov 11/01	W	BC	19	at	28	CGY	H-A: H 40, A 32		Pts/Gm: 48.3			
<b>DIVISION FINALS:</b>							<b>GREY CUP #89</b>					
Nov 18/01	E	HAM	13	at	28	WPG	At Montréal, November 25					
Nov 18/01	W	CGY	34	at	16	EDM	Calgary 27, Winnipeg 19					

Standings: In 2001, Overtime losses counted as one standings point:  
 HAM 2, WPG 1, EDM 1, BC 1

Standings: In 2002, Overtime losses counted as one standings point:  
 TOR 1, EDM 1, CGY 1



**2002:** Ottawa Renegades franchise joined the CFL (Winnipeg returned to West)  
 David Braley appointed Interim Commissioner for 2002 season  
**2003:** New CFL Logo adopted in 2003  
 Tom Wright appointed as CFL Commissioner.

**CFL STANDINGS & RESULTS YEAR-BY-YEAR**

**2002 TO 2009**

2002 CFL													
TEAMS	W	L	T	PF	PA	Pts	STANDINGS IN DETAIL:						
<b>EAST DIVISION:</b>													
MTL	13	5	0	577	408	27	Hm	Aw	vs E	vs W	0-4	OT	
TOR	8	10	0	344	482	16	7-2	6-3	5-3	8-2	1-3	0-1	
HAM	7	11	0	427	524	15	5-4	3-6	5-3	3-7	2-0	1-0	
OTT Ren	4	14	0	356	550	10	6-3	1-8	4-4	3-7	3-4	3-1	
<b>WEST DIVISION:</b>													
EDM	13	5	0	516	450	26	2-7	2-7	2-6	2-8	3-4	0-2	
WPG	12	6	0	566	421	24	8-1	5-4	5-3	5-5	3-0	0-0	
BC	10	8	0	480	399	20	8-1	4-5	6-2	6-4	3-2	2-0	
SSK-x	8	10	0	435	393	18	7-2	3-6	5-3	5-5	1-2	0-0	
CGY	6	12	0	438	512	14	7-2	1-8	4-4	4-6	2-2	1-2	
CGY	6	12	0	438	512	14	4-5	2-7	3-5	3-7	2-3	1-2	
<b>DIVISION SEMI-FINALS:</b>													
Nov 10/02	E	SSK	14	at	24	TOR	<b>In 2002:</b>			E-W: 24-16 West			0-4 Pt Gms: 20
Nov 10/02	W	BC	3	at	30	WPG	H-A: H 54, A 27			Pts/Gm: 51.1			
<b>DIVISION FINALS:</b>													
Nov 17/02	E	TOR	18	at	35	MTL	<b>GREY CUP #90</b>						
Nov 17/02	W	WPG	30	at	33	EDM	At Edmonton, November 26						
										Montreal 25, Edmonton 16			

2003 CFL													
TEAMS	W	L	T	PF	PA	Pts	STANDINGS IN DETAIL:						
<b>EAST DIVISION:</b>													
MTL	13	5	0	562	409	26	Hm	Aw	vs E	vs W	0-4	OT	
TOR	9	9	0	473	433	18	7-2	6-3	6-2	7-3	2-3	1-0	
OTT Ren	7	11	0	467	581	14	7-2	2-7	5-3	4-6	2-5	1-1	
HAM	1	17	0	293	583	2	6-3	1-8	5-3	2-8	1-1	0-0	
<b>WEST DIVISION:</b>													
EDM	13	5	0	569	414	26	1-8	0-9	0-8	1-9	1-0	1-0	
WPG	11	7	0	514	485	22	8-1	5-4	7-1	6-4	3-2	0-0	
SSK	11	7	0	535	430	22	7-2	4-5	5-3	6-4	5-2	0-0	
BC-x	11	7	0	531	430	22	7-2	4-5	4-4	7-3	4-3	0-1	
CGY	5	13	0	323	502	10	6-3	5-4	7-1	4-6	4-4	1-1	
CGY	5	13	0	323	502	10	4-5	1-8	3-5	2-8	1-3	0-1	
<b>DIVISION SEMI-FINALS:</b>													
Nov 2/03	E	BC	7	at	28	TOR	<b>In 2003:</b>			E-W: 26-14 West			0-4 Pt Gms: 23
Nov 2/03	W	SSK	37	at	21	WPG	H-A: H 53, A 28			Pts/Gm: 52.7			
<b>DIVISION FINALS:</b>													
Nov 9/03	E	TOR	26	at	30	MTL	<b>GREY CUP #91</b>						
Nov 9/03	W	SSK	23	at	30	EDM	At Regina, November 16						
										Edmonton 34, Montreal 22			

2004 CFL													
TEAMS	W	L	T	PF	PA	Pts	STANDINGS IN DETAIL:						
<b>EAST DIVISION:</b>													
MTL	14	4	0	584	371	28	Hm	Aw	vs E	vs W	0-4	OT	
TOR	10	7	1	422	414	21	8-1	6-3	8-0	6-4	1-1	0-0	
HAM	9	8	1	455	542	19	7-2	3-5-1	3-4-1	7-3	1-0-1	0-0-1	
OTT Ren	5	13	0	401	560	10	4-4-1	5-4	3-4-1	6-4	3-1-1	1-0-1	
<b>WEST DIVISION:</b>													
BC	13	5	0	584	436	26	3-6	2-7	1-7	4-6	2-2	0-1	
EDM	9	9	0	532	472	18	7-2	6-3	6-2	7-3	4-2	2-0	
SSK	9	9	0	476	444	18	7-2	2-7	3-5	6-4	0-2	0-1	
WPG	7	11	0	448	507	14	6-3	3-6	5-3	4-6	1-3	0-0	
CGY	4	14	0	396	552	8	5-4	2-7	2-6	5-5	1-0	0-0	
CGY	4	14	0	396	552	8	3-6	1-8	1-7	3-7	1-3	0-1	
<b>DIVISION SEMI-FINALS:</b>													
Nov 5/04	E	HAM	6	at	24	TOR	<b>In 2004:</b>			E-W: 23-17 East			0-4 Pt Gms: 15
Nov 7/04	W	SSK	14	at	6	EDM	H-A: H 50, A 30			Pts/Gm: 53.1			
<b>DIVISION FINALS:</b>													
Nov 14/04	E	TOR	26	at	18	MTL	<b>GREY CUP #92</b>						
Nov 14/04	W	SSK	25	at	27	BC	At Ottawa, November 21						
										Toronto 27, BC 19			

2005 CFL													
TEAMS	W	L	T	PF	PA	Pts	STANDINGS IN DETAIL:						
<b>EAST DIVISION:</b>													
TOR	11	7	0	486	387	22	Hm	Aw	vs E	vs W	0-4	OT	
MTL	10	8	0	592	519	20	6-3	5-4	5-3	6-4	3-2	0-0	
OTT Ren	7	11	0	458	578	14	6-3	4-5	4-4	6-4	3-3	0-1	
HAM	5	13	0	383	583	10	5-4	2-7	4-4	3-7	1-0	1-0	
<b>WEST DIVISION:</b>													
BC	12	6	0	550	444	24	5-4	0-9	3-5	2-8	2-1	0-0	
CGY	11	7	0	529	443	22	7-2	5-4	7-1	5-5	2-3	0-0	
EDM	11	7	0	453	421	22	5-4	6-3	4-4	7-3	1-1	0-0	
SSK-x	9	9	0	441	433	18	7-2	4-5	5-3	6-4	5-3	0-0	
WPG	5	13	0	474	558	10	5-4	4-5	3-5	6-4	4-4	0-0	
WPG	5	13	0	474	558	10	4-5	1-8	4-4	1-9	0-4	0-0	
<b>DIVISION SEMI-FINALS:</b>													
Nov 13/05	E	SSK	14	at	30	MTL	<b>In 2005:</b>			E-W: 23-17 West			0-4 Pt Gms: 21
Nov 13/05	W	EDM	33	at	26	CGY	H-A: H 50, A 31			Pts/Gm: 53.9			
<b>DIVISION FINALS:</b>													
Nov 20/05	E	MTL	33	at	17	TOR	<b>GREY CUP #93</b>						
Nov 20/05	W	EDM	28	at	23	BC	At Vancouver, November 27						
										Edmonton 38, Montreal 35 (OT)			

2006 CFL													
TEAMS	W	L	T	PF	PA	Pts	STANDINGS IN DETAIL:						
<b>EAST DIVISION:</b>													
MTL	10	8	0	451	431	20	Hm	Aw	vs E	vs W	0-4	OT	
TOR	10	8	0	359	343	20	5-4	5-4	8-2	2-6	3-3	0-0	
WPG	9	9	0	362	408	18	5-4	5-4	7-3	4-4	4-2	0-0	
HAM	4	14	0	292	495	8	4-5	5-4	5-5	4-4	3-2	0-0	
<b>WEST DIVISION:</b>													
BC	13	5	0	555	355	26	2-7	2-7	1-9	3-5	2-3	0-0	
CGY	10	8	0	477	426	20	8-1	5-4	8-0	5-5	1-2	0-1	
SSK	9	9	0	465	434	18	8-1	2-7	5-3	5-5	2-2	0-0	
EDM	7	11	0	399	468	14	6-3	3-6	5-3	4-6	4-3	1-0	
EDM	7	11	0	399	468	14	5-4	2-7	1-7	6-4	2-4	0-0	
<b>DIVISION SEMI-FINALS:</b>													
Nov 5/06	E	WPG	27	at	31	TOR	<b>In 2006:</b>			E-W: 19-13 West			0-4 Pt Gms: 21
Nov 5/06	W	SSK	30	at	21	CGY	H-A: H 43, A 29			Pts/Gm: 46.7			
<b>DIVISION FINALS:</b>													
Nov 12/06	E	TOR	24	at	33	MTL	<b>GREY CUP #94</b>						
Nov 12/06	W	SSK	18	at	45	BC	At Winnipeg, November 19						
										BC 25, Montreal 14			

2007 CFL													
TEAMS	W	L	T	PF	PA	Pts	STANDINGS IN DETAIL:						
<b>EAST DIVISION:</b>													
TOR	11	7	0	440	336	22	Hm	Aw	vs E	vs W	0-4	OT	
WPG	10	7	1	439	404	21	6-3	5-4	7-3	4-4	0-3	0-1	
MTL	8	10	0	398	433	16	7-2	3-5-1	7-3	3-4-1	5-1-1	0-0-1	
HAM	3	15	0	315	515	6	5-4	3-6	5-5	3-5	2-2	1-0	
<b>WEST DIVISION:</b>													
BC	14	3	1	542	379	29	3-6	0-9	1-9	2-6	2-3	0-0	
SSK	12	6	0	530	434	24	7-2	7-1-1	6-2	8-1-1	4-1-1	0-0-1	
CGY	7	10	1	473	527	15	6-3	6-3	6-2	6-4	0-2	1-0	
EDM	5	12	1	400	509	11	5-3-1	2-7	3-5	4-5-1	2-3-1	0-0-1	
EDM	5	12	1	400	509	11	3-5-1	2-7	4-3-1	1-9	3-3-1	0-1-1	
<b>DIVISION SEMI-FINALS:</b>													
Nov 11/07	E	MTL	22	at	24	WPG	<b>In 2007:</b>			E-W: 19-12 West			0-4 Pt Gms: 20
Nov 11/07	W	CGY	24	at	26	SSK	H-A: H 42, A 28			Pts/Gm: 49.1			
<b>DIVISION FINALS:</b>													
Nov 18/07	E	WPG	19	at	9	TOR	<b>GREY CUP #95</b>						
Nov 18/07	W	SSK	26	at	17	BC	At Toronto, November 25						
										Saskatchewan 23, Winnipeg 19			

2008 CFL													
TEAMS	W	L	T	PF	PA	Pts	STANDINGS IN DETAIL:						
<b>EAST DIVISION:</b>													
MTL	11	7	0	610	443	22	Hm	Aw	vs E	vs W	0-4	OT	
WPG	8	10	0	435	490	16	7-2	4-5	8-2	3-5	0-3	0-0	
TOR	4	14	0	397	627	8	5-4	3-6	6-4	2-6	3-1	0-0	
HAM	3	15	0	441	593	6	2-7	2-7	3-7	0-8	2-1	0-0	
<b>WEST DIVISION:</b>													
CGY	13	5	0	595	420	26	2-7	1-8	3-7	0-8	0-3	0-0	
SSK	12	6	0	500	471	24	7-2	6-3	7-1	6-4	1-4	0-0	
BC	11	7	0	559	479	22	7-2	5-4	7-1	5-5	4-0	0-0	
EDM-x	10	8	0	512	526	20	6-3	5-4	7-1	4-6	2-0	0-0	
EDM-x	10	8	0	512	526	20	7-2	3-6	5-3	5-5	1-1	0-0	
<b>DIVISION SEMI-FINALS:</b>													
Nov 8/08	E	EDM	29	at	21	WPG	<b>In 2008:</b>			E-W: 26-6 West			0-4 Pt Gms: 13
Nov 8/08	W	BC	33	at	12	SSK	H-A: H 43, A 29			Pts/Gm: 56.2			

**CFL STANDINGS & RESULTS YEAR-BY-YEAR**

**2010 TO 2017**

2010 CFL												
TEAMS	W	L	T	PF	PA	Pts	STANDINGS IN DETAIL:					
EAST DIVISION:							Hm	Aw	vs E	vs W	0-4	OT
MTL	12	6	0	521	475	24	7-2	5-4	7-3	5-3	4-1	0-1
HAM	9	9	0	481	450	18	5-4	4-5	7-3	2-6	2-3	0-0
TOR	9	9	0	373	442	18	4-5	5-4	5-5	4-4	5-1	0-0
WPG	4	14	0	464	485	8	4-5	0-9	1-9	3-5	0-9	1-1
WEST DIVISION:												
CGY	13	5	0	626	459	26	7-2	6-3	6-2	7-3	3-1	0-1
SSK	10	8	0	497	488	20	7-2	3-6	5-3	5-5	3-2	2-0
BC	8	10	0	466	466	16	3-6	5-4	4-4	4-6	2-5	0-2
EDM	7	11	0	382	545	14	6-4	2-7	3-5	4-6	5-2	2-0
DIVISION SEMI-FINALS:							<b>In 2010:</b>					
Nov 14/10	E	TOR	16	at	13	HAM	E-W: 18-14 West		0-4 Pt Gms: 24			
Nov 14/10	W	BC	38	at	41	SSK	H-A: H 42, A 30		Pts/Gm: 52.9			
DIVISION FINALS:							<b>GREY CUP #98</b>					
Nov 21/10	E	TOR	17	at	48	MTL	At Edmonton, November 28					
Nov 21/10	W	SSK	20	at	16	CGY	Montreal 21, Saskatchewan 18					

2011 CFL												
TEAMS	W	L	T	PF	PA	Pts	STANDINGS IN DETAIL:					
EAST DIVISION:							Hm	Aw	vs E	vs W	0-4	OT
WPG	10	8	0	432	432	20	5-4	5-4	7-3	3-5	3-2	0-0
MTL	10	8	0	515	468	20	6-3	4-5	6-4	4-4	2-3	0-0
HAM	8	10	0	481	478	16	6-3	2-7	4-6	4-4	0-2	0-0
TOR	6	12	0	397	498	12	4-5	2-7	3-7	3-5	3-1	0-0
WEST DIVISION:												
BC	11	7	0	511	385	22	6-3	5-4	3-5	8-2	1-2	0-0
EDM	11	7	0	427	401	22	6-3	5-4	6-4	5-3	2-0	0-0
CGY	11	7	0	511	476	22	5-4	6-3	5-3	6-4	3-3	0-0
SSK	5	13	0	346	482	10	3-6	2-7	5-3	0-10	1-2	0-0
DIVISION SEMI-FINALS:							<b>In 2011:</b>					
Nov 13/11	E	HAM	52	at	44	MTL	E-W: 18-14 West		0-4 Pt Gms: 15			
Nov 13/11	W	CGY	19	at	33	EDM	H-A: H 41, A 31		Pts/Gm: 50.3			
DIVISION FINALS:							<b>GREY CUP #99</b>					
Nov 20/11	E	HAM	3	at	19	WPG	At Vancouver, November 27					
Nov 20/11	W	EDM	23	at	40	BC	BC 34, Winnipeg 23					

2012 CFL												
TEAMS	W	L	T	PF	PA	Pts	STANDINGS IN DETAIL:					
EAST DIVISION:							Hm	Aw	vs E	vs W	0-4	OT
MTL	11	7	0	478	489	22	7-2	4-5	5-5	6-2	3-1	0-0
TOR	9	9	0	445	491	18	4-5	5-4	6-4	3-5	5-1	0-0
WPG	6	12	0	376	531	12	4-5	2-7	5-5	1-7	1-3	0-0
HAM	6	12	0	538	576	12	5-4	1-8	4-6	2-6	1-5	0-0
WEST DIVISION:												
BC	13	5	0	479	354	26	8-1	5-4	7-1	6-4	3-1	0-0
CGY	12	6	0	535	430	24	7-2	5-4	5-3	7-3	5-2	1-0
SSK	8	10	0	457	409	16	5-4	3-6	4-4	4-6	2-2	0-1
EDM-x	7	11	0	422	450	14	5-4	2-7	4-4	3-7	1-6	0-0
DIVISION SEMI-FINALS:							<b>In 2012:</b>					
Nov 11/12	E	EDM	26	at	42	TOR	E-W: 20-12 West		0-4 Pt Gms: 21			
Nov 11/12	W	SSK	30	at	36	CGY	H-A: H 45, A 27		Pts/Gm: 51.8			
DIVISION FINALS:							<b>GREY CUP #100</b>					
Nov 18/12	E	TOR	27	at	20	MTL	At Toronto, November 25					
Nov 18/12	W	CGY	34	at	29	BC	Toronto 35, Calgary 22					

2013 CFL												
TEAMS	W	L	T	PF	PA	Pts	STANDINGS IN DETAIL:					
EAST DIVISION:							Hm	Aw	vs E	vs W	0-4	OT
TOR	11	7	0	507	458	22	4-5	7-2	6-4	5-3	2-1	0-0
HAM	10	8	0	453	468	20	6-3	4-5	8-2	2-6	3-2	0-0
MTL	8	10	0	459	471	16	4-5	4-5	4-6	4-4	2-3	0-0
WPG	3	15	0	361	585	6	1-8	2-7	2-8	1-7	0-0	0-1
WEST DIVISION:												
CGY	14	4	0	549	413	28	8-1	6-3	7-1	7-3	3-1	0-0
SSK	11	7	0	519	398	22	6-3	5-4	5-3	6-4	2-4	0-0
BC	11	7	0	504	461	22	8-1	3-6	5-3	6-4	3-1	0-0
EDM	4	14	0	421	519	8	1-8	3-6	3-5	1-9	1-4	1-0
DIVISION SEMI-FINALS:							<b>In 2013:</b>					
Nov 10/13	E	MTL	16	at	19	HAM	E-W: 20-12 West		0-4 Pt Gms: 16			
Nov 10/13	W	BC	25	at	29	SSK	H-A: H 38, A 34		Pts/Gm: 52.4			
DIVISION FINALS:							<b>GREY CUP #101</b>					
Nov 17/13	E	HAM	36	at	24	TOR	At Regina, November 24					
Nov 17/13	W	SSK	35	at	13	CGY	Saskatchewan 45, Hamilton 23					

2014 CFL												
TEAMS	W	L	T	PF	PA	Pts	STANDINGS IN DETAIL:				Pts: 3,684 Avg: 45.5/gm	
EAST DIVISION:							Hm	Aw	vs E	vs W	0-4	OT
HAM	9	9	0	417	395	18	7-2	2-7	5-3	4-6	3-5	0-0
MTL	9	9	0	360	394	18	6-3	3-6	6-2	3-7	1-1	0-0
TOR	8	10	0	450	456	16	6-3	2-7	4-4	4-6	3-3	0-0
OTT RB	2	16	0	278	465	4	2-7	0-9	1-7	1-9	1-3	0-1
WEST DIVISION:												
CGY	15	3	0	511	347	30	7-2	8-1	7-1	8-2	2-1	0-0
EDM	12	6	0	492	340	24	7-2	5-4	6-2	6-4	2-3	0-0
SSK	10	8	0	399	441	20	6-3	4-5	5-3	5-5	2-0	1-0
BC-x	9	9	0	380	365	18	4-5	5-4	5-3	4-6	2-2	0-0
WPG	7	11	0	397	481	14	3-6	4-5	5-3	2-8	2-0	0-0
DIVISION SEMI-FINALS:							<b>In 2014:</b>					
Nov 16/14	E	BC	17	at	50	MTL	E-W: 28-12 West		0-4 Pt Gms: 18			
Nov 16/14	W	SSK	10	at	18	EDM	H-A: H 48, A 33		Pts/Gm: 45.5			
DIVISION FINALS:							<b>GREY CUP #102</b>					
Nov 23/14	E	MTL	24	at	40	HAM	At Vancouver, November 30					
Nov 23/14	W	EDM	18	at	43	CGY	Calgary 20, Hamilton 16					

2015 CFL												
TEAMS	W	L	T	PF	PA	Pts	STANDINGS IN DETAIL:				Pts: 3,984 Avg: 49.2/gm	
EAST DIVISION:							Hm	Aw	vs E	vs W	0-4	OT
OTT RB	12	6	0	464	454	24	7-2	5-4	5-3	7-3	5-1	1-0
HAM	10	8	0	530	391	20	5-4	5-4	4-4	6-4	0-4	0-0
TOR	10	8	0	438	499	20	5-4	5-4	4-4	6-4	4-1	1-0
MTL	6	12	0	388	402	12	3-6	3-6	3-5	3-7	2-5	0-1
WEST DIVISION:												
EDM	14	4	0	466	341	28	8-1	6-3	8-1	6-3	4-1	1-0
CGY	14	4	0	478	346	28	8-1	6-3	8-1	6-3	6-2	0-1
BC	7	11	0	437	486	14	4-5	3-6	4-5	3-6	4-3	1-1
WPG	5	13	0	353	502	10	3-6	2-7	3-6	2-7	3-4	0-0
SSK	3	15	0	430	563	6	2-7	1-8	2-6	1-9	0-7	1-2
DIVISION SEMI-FINALS:							<b>In 2015:</b>					
Nov 15/15	E	TOR	22	at	25	HAM	E-W: 22-18 East		0-4 Pt Gms: 28			
Nov 15/15	W	BC	9	at	35	CGY	H-A: H 48, A 33		Pts/Gm: 49.2			
DIVISION FINALS:							<b>GREY CUP #103</b>					
Nov 22/15	E	HAM	28	at	35	OTT	At Winnipeg, November 29					
Nov 22/15	W	CGY	31	at	45	EDM	Edmonton 26, Ottawa 20					

2016 CFL												
TEAMS	W	L	T	PF	PA	Pts	STANDINGS IN DETAIL:				Pts: 4,286 Avg: 52.9/gm	
EAST DIVISION:							Hm	Aw	vs E	vs W	0-4	OT
OTT RB	8	9	1	486	498	17	2-6-1	6-3	5-3	3-6-1	2-4-1	1-2-1
HAM	7	11	0	507	502	14	3-6	4-5	5-3	2-8	2-4	1-0
MTL	7	11	0	383	415	14	3-6	4-5	3-5	4-6	0-1	0-0
TOR	5	13	0	383	568	10	2-7	3-6	3-5	2-8	1-1	0-0
WEST DIVISION:												
CGY	15	2	1	586	369	31	9-0	6-2-1	6-1-1	9-1	2-1-1	2-0-1
BC	12	6	0	545	454	24	6-3	6-3	7-1	5-5	2-4	0-1
WPG	11	7	0	497	454	22	4-5	7-2	6-2	5-5	4-2	0-0
EDM-x	10	8	0	549	496	20	5-4	5-4	5-3	5-5	4-2	1-3
SSK	5	13	0	350	530	10	3-6	2-7	4-4	1-9	4-2	2-1
DIVISION SEMI-FINALS:							<b>In 2016:</b>					
Nov 13/16	E	EDM	24	at	21	HAM	E-W: 28-11 West		0-4 Pt Gms: 22			
Nov 13/16	W	WPG	31	at	32	BC	H-A: H 37, A 43		Pts/Gm: 50.0			
DIVISION FINALS:							<b>GREY CUP #104</b>					
Nov 20/16	E	EDM	23	at	35	OTT	At Toronto, November 27					
Nov 20/16	W	BC	15	at	42	CGY	Ottawa 39, Calgary 3					

**CFL STANDINGS & RESULTS YEAR-BY-YEAR**

**2018 TO 2022**

2018 CFL												
TEAMS	W	L	T	PF	PA	Pts	STANDINGS IN DETAIL:					
<b>EAST DIVISION:</b>							<b>Hm</b>	<b>Aw</b>	<b>vs E</b>	<b>vs W</b>	<b>0-4</b>	<b>OT</b>
OTT RB	11	7	0	464	420	22	6-3	5-4	6-2	5-5	2-1	0-1
HAM	8	10	0	513	456	16	4-5	4-5	4-4	4-6	1-3	0-1
MTL	5	13	0	345	512	10	2-7	3-6	4-4	1-9	2-1	0-0
TOR	4	14	0	369	560	8	4-5	0-9	2-6	2-6	4-4	0-0
<b>WEST DIVISION:</b>												
CGY	13	5	0	522	363	26	7-2	6-3	8-0	5-5	1-0	0-0
SSK	12	6	0	450	444	24	6-3	6-3	5-3	7-3	2-0	0-0
WPG	10	8	0	550	419	20	6-3	4-5	6-2	4-6	0-2	1-0
BC-x	9	9	0	423	473	18	7-2	2-7	5-3	4-6	3-3	1-0
EDM	9	9	0	482	471	18	7-2	2-7	4-4	5-5	2-3	0-0
<b>DIVISION SEMI-FINALS:</b>							<b>In 2018:</b>					
Nov 11/18	E	BC	8	at	48	HAM	<b>E-W: 28-12 West</b>		<b>0-4 Pt Gms: 17</b>			
Nov 11/18	W	WPG	23	at	18	SSK	<b>H-A: H 49, A 32</b>		<b>Pts/Gm: 50.8</b>			
<b>DIVISION FINALS:</b>							<b>GREY CUP #106</b>					
Nov 18/18	E	HAM	27	at	46	OTT	At Edmonton, November 25					
Nov 18/18	W	WPG	14	at	22	CGY	Calgary 27, Ottawa 16					

2019 CFL												
TEAMS	W	L	T	PF	PA	Pts	STANDINGS IN DETAIL:					
<b>EAST DIVISION:</b>							<b>Hm</b>	<b>Aw</b>	<b>vs E</b>	<b>vs W</b>	<b>0-4</b>	<b>OT</b>
HAM	15	3	0	551	344	30	9-0	6-3	7-1	8-2	4-1	0-0
MTL	10	8	0	479	485	20	6-3	4-5	5-3	5-5	3-3	1-1
TOR	4	14	0	373	562	8	3-6	1-8	3-5	1-9	1-3	0-0
OTT RB	3	15	0	312	564	6	1-8	2-7	1-7	2-8	3-2	1-0
<b>WEST DIVISION:</b>												
SSK	13	5	0	487	386	26	8-1	5-4	6-2	7-3	3-2	0-0
CGY	12	6	0	482	407	24	7-2	5-4	4-4	8-2	5-4	0-1
WPG	11	7	0	508	409	22	8-1	3-6	4-4	7-3	2-4	0-0
EDM-x	8	10	0	406	400	16	5-4	3-6	5-3	3-7	1-2	0-0
BC	5	13	0	411	452	10	3-6	2-7	5-3	0-10	2-3	0-0
<b>DIVISION SEMI-FINALS:</b>							<b>In 2019:</b>					
Nov 10/19	E	EDM	37	at	29	MTL	<b>E-W: 24-16 West</b>		<b>0-4 Pt Gms: 23</b>			
Nov 10/19	W	WPG	35	at	14	CGY	<b>H-A: H 50, A 31</b>		<b>Pts/Gm: 49.5</b>			
<b>DIVISION FINALS:</b>							<b>GREY CUP #107</b>					
Nov 17/19	E	EDM	16	at	36	HAM	At Calgary, November 24					
Nov 17/19	W	WPG	20	at	13	SSK	Winnipeg 33, Hamilton 12					

**Historical Note:**

The 2020 CFL season was cancelled due to Covid-19 restrictions and public safety concerns.

2021 CFL												
TEAMS	W	L	T	PF	PA	Pts	STANDINGS IN DETAIL:					
<b>EAST DIVISION:</b>							<b>Hm</b>	<b>Aw</b>	<b>vs E</b>	<b>vs W</b>	<b>0-4</b>	<b>OT</b>
TOR	9	5	0	309	318	18	6-1	3-4	6-2	3-3	6-0	1-0
HAM	8	6	0	312	244	16	5-2	3-4	4-4	4-2	0-3	0-1
MTL	7	7	0	346	305	14	3-4	4-3	5-3	2-4	2-2	1-0
OTT RB	3	11	0	224	384	6	1-6	2-5	1-7	2-4	2-2	0-0
<b>WEST DIVISION:</b>												
WPG	11	3	0	361	188	22	7-0	4-3	3-2	8-1	1-1	0-0
SSK	9	5	0	290	284	18	5-2	4-3	4-1	5-4	3-1	0-0
CGY	8	6	0	315	263	16	3-4	5-2	2-2	6-4	2-3	0-0
BC	5	9	0	312	351	10	2-5	3-4	3-2	2-7	0-2	0-1
EDM	3	11	0	246	378	6	0-7	3-4	1-4	2-7	0-2	0-0
<b>DIVISION SEMI-FINALS:</b>							<b>In 2021:</b>					
Nov 28/21	E	MTL	12	at	23	HAM	<b>E-W: 13-11 West</b>		<b>0-4 Pt Gms: 16</b>			
Nov 28/21	W	CGY	30	at	33	SSK	<b>H-A: H 32, A 31</b>		<b>Pts/Gm: 43.1</b>			
<b>DIVISION FINALS:</b>							<b>GREY CUP #108</b>					
Dec 5/21	E	HAM	27	at	19	TOR	At Hamilton, December 12					
Dec 5/21	W	SSK	17	at	21	WPG	Winnipeg 33, Hamilton 25 (OT)					

2022 CFL												
TEAMS	W	L	T	PF	PA	Pts	STANDINGS IN DETAIL:					
<b>EAST DIVISION:</b>							<b>Hm</b>	<b>Aw</b>	<b>vs E</b>	<b>vs W</b>	<b>0-4</b>	<b>OT</b>
TOR	11	7	0	443	425	22	5-4	6-3	7-3	4-4	3-2	0-0
MTL	9	9	0	476	466	18	4-5	5-4	5-5	4-4	3-4	1-0
HAM	8	10	0	421	473	16	6-3	2-7	5-5	3-5	4-3	0-1
OTT RB	4	14	0	380	475	8	0-9	4-5	3-7	1-7	0-5	0-0
<b>WEST DIVISION:</b>												
WPG	15	3	0	538	370	30	8-1	7-2	5-2	10-1	4-1	0-1
BC	12	6	0	525	405	24	6-3	6-3	4-2	8-4	3-1	0-0
CGY	12	6	0	562	397	24	5-4	7-2	5-1	7-5	3-4	1-1
SSK	6	12	0	387	476	12	3-6	3-6	3-4	3-8	0-3	1-0
EDM	4	14	0	354	599	8	0-9	4-5	3-3	1-11	3-0	0-0
<b>DIVISION SEMI-FINALS:</b>							<b>In 2022:</b>					
Nov 6/22	E	HAM	17	at	28	MTL	<b>E-W: 20-12 West</b>		<b>0-4 Pt Gms: 23</b>			
Nov 6/22	W	CGY	16	at	30	BC	<b>H-A: H 37, A 44</b>		<b>Pts/Gm: 50.4</b>			
<b>DIVISION FINALS:</b>							<b>GREY CUP #109</b>					
Nov 13/22	E	MTL	27	at	34	TOR	At Regina, November 20					
Nov 13/22	W	BC	20	at	28	WPG	Toronto 24, Winnipeg 23					

CROSS-OVER TEAMS - 1996 TO 2022										
YEAR/CLUB	REC	REPLACED	REC	S/F RESULTS	EAST FINAL	RECORDS	Yrs	W	L	
1997 BC	8-10	Winnipeg	4-14	Lost at MTL		BC	5	1	4	
2002 Saskatchewan	8-10	Hamilton	7-11	Lost at TOR		EDM	4	3	1	
2003 BC	11-7	Ottawa	7-11	Lost at TOR		SSK	3	1	2	
2005 Saskatchewan	9-9	Ottawa	7-11	Lost at MTL		CGY	0	0	0	
2008 Edmonton	10-8	Toronto	4-14	Won at WPG	Lost at MTL	WPG	0	0	0	
2009 BC	8-10	Winnipeg	7-11	Won at HAM	Lost at MTL					
2012 Edmonton	7-11	Winnipeg	6-12	Lost at TOR						
2014 BC	9-9	Toronto	8-10	Lost at MTL						
2016 Edmonton	10-8	Montreal	7-11	Won at HAM	Lost at OTT					
2017 Saskatchewan	10-8	Hamilton	6-12	Won at OTT	Lost at TOR					
2018 BC	9-9	Montreal	5-13	Lost at HAM						
2019 Edmonton	8-10	Toronto	4-14	Won at MTL	Lost at HAM					

\* Cross-Over rule implemented in 1996 and first invoked in 1997.

BEST RECORDS - NON PLAYOFF TEAMS					
YEAR/CLUB	Year	W	L	T	Pct
BC Lions	1982	9	7	0	.563
Saskatchewan	1981	9	7	0	.563
BC Lions	1980	8	7	1	.531
Sacramento	1994	9	8	1	.528
Memphis	1995	9	9	0	.500
Edmonton	2018	9	9	0	.500
Four clubs at ...		8	8	0	.500
BC Lions	1978	7	7	2	.500
Hamilton	1973	7	7	0	.500

## CFL RECORD BOOK - REGULAR SEASON TEAM RECORDS TO 2022

### WINNING & UNBEATEN STREAKS

Longest Winning Streak, Overall					
		From	To	Ended	
22	Calgary	1948-49	Aug 25/48	Oct 15/49	Oct 22/49
14	Edmonton	1954-55	Oct 16/54	Sep 26/55	Oct 1/55
14	BC Lions	2004-05	Oct 17/04	Sep 17/05	Sep 24/05
14	Calgary	2016	Jul 21/16	Oct 21/16	Oct 30/16
12	Winnipeg	2001	Aug 3/01	Oct 20/01	Oct 26/01
11	Winnipeg	1959-60	Oct 26/59	Sep 19/60	Sep 26/60
11	Saskatchewan	1969-70	Sep 20/69	Aug 11/70	Aug 17/70
11	Calgary	1992-93	Nov 8/92	Sep 6/93	Sep 10/93
11	Calgary	2017	Jul 22/17	Oct 13/17	Oct 20/17
10	Hamilton	1972	Aug 24/72	Nov 5/72	Aug 1/73
10	Calgary	1994-95	Oct 21/94	Aug 12/95	Aug 18/95
10	Toronto	1997	Aug 14/97	Oct 18/97	Oct 26/97

#### Other Clubs Longest Winning Streaks:

Montreal 8 (1976-77, 1996-97, 2002), Ottawa 8 (1948-49)

Longest Winning Streak, Season					
		From	To	Ended	
14	Calgary	2016	Jul 21/16	Oct 21/16	Oct 30/16
12	Calgary	1948	Aug 25/48	Oct 15/49	In 1949
12	Winnipeg	2001	Aug 3/01	Oct 20/01	Oct 26/01
11	Calgary	2017	Jul 22/17	Oct 13/17	Oct 20/17
11	BC Lions	2005	Jun 25/05	Sep 17/05	Sep 24/05
10	Calgary	1949	Sep 5/49	Oct 15/49	Oct 22/49
10	Edmonton	1955	Aug 20/55	Sep 26/55	Oct 1/55
10	Winnipeg	1960	Aug 11/60	Sep 19/60	Sep 26/60
10	Hamilton	1972	Aug 24/72	Nov 5/72	Aug 1/73
10	Toronto	1997	Aug 14/97	Oct 18/97	Oct 26/97

Longest Win Streak, Start Season					
		From	To	Ended	
12	Calgary	1948	Aug 25/48	Oct 23/48	In 1949
11	BC Lions	2005	Jun 25/05	Sep 17/05	Sep 24/05
10	Edmonton	1955	Aug 20/55	Sep 26/55	Oct 1/55
10	Winnipeg	1960	Aug 11/60	Sep 19/60	Sep 26/60

Longest Win Streak, End Season				
12	Calgary	1948		
10	Hamilton	1972		
8	Edmonton (2x)	1982, 2015		
8	BC Lions	2007		
7	Saskatchewan (2x)	1969, 1970		
7	Toronto (2x)	1988, 2007		

Longest Winning Streak, Home				
		From	To	Ended
27	Calgary	Sep 20/92	Aug 6/95	Aug 18/95
20	Montreal	Nov 8/53	Oct 20/56	Nov 3/56
17	Edmonton	Oct 4/54	Sep 22/56	Oct 1/56
17	Toronto	Jul 17/96	Oct 18/97	Jul 9/98
17	Calgary	Oct 31/15	Sep 29/17	Oct 20/17
16	Winnipeg	Oct 23/83	Oct 6/85	Oct 18/85
16	Edmonton	Nov 6/88	Sep 21/90	Sep 28/90
15	Winnipeg	Oct 23/38	Oct 25/41	Sep 9/46
14	Hamilton	Oct 12/57	Sep 16/59	Oct 3/59
13	Calgary	Sep 13/47	Oct 15/49	Oct 22/49
13	Ottawa	Aug 15/63	Oct 6/64	Oct 17/64
13	Saskatchewan	Oct 29/67	Sep 1/69	Sep 14/69
13	BC Lions	Jul 22/04	Sep 17/05	Oct 1/05

Longest Winning Streak, Road				
		From	To	Ended
20	Winnipeg	Aug 11/60	Sep 10/62	Sep 24/62
13	Calgary	Sep 3/48	Oct 31/49	Aug 26/50
9	Winnipeg	Sep 15/51	Oct 4/52	Oct 6/52
9	Saskatchewan	Sep 10/69	Aug 26/70	Sep 12/70
8	Ottawa	Nov 6/48	Sep 9/50	Sep 23/50
8	BC Lions	Sep 28/84	Sep 20/85	Oct 6/85
8	Calgary	Nov 5/94	Oct 9/95	Oct 14/95
8	BC Lions	Oct 4/98	Sep 12/99	Sep 19/99

Longest Unbeaten Streak, Overall					
		From	To	Ended	
22	Calgary	(22-0-0)	Aug 25/48	Oct 15/49	Oct 22/49
16	Calgary	(15-0-1)	Jul 1/16	Oct 21/16	Oct 30/16
15	Edmonton	(14-0-1)	Jul 26/81	Jul 17/82	Jul 25/82
14	Edmonton	(14-0-0)	Oct 16/54	Sep 26/55	Oct 1/55
14	BC Lions	(14-0-0)	Oct 17/04	Sep 17/05	Sep 24/05
12	Winnipeg	(12-0-0)	Aug 3/01	Oct 20/01	Oct 26/01
11	Winnipeg	(11-0-0)	Oct 26/59	Sep 19/60	Sep 26/60
11	BC Lions	(8-0-3)	Nov 3/63	Oct 3/64	Oct 5/64
11	Hamilton	(10-0-1)	Sep 20/64	Aug 21/65	Aug 28/65
11	Saskatchewan	(11-0-0)	Sep 20/69	Aug 11/70	Aug 17/70

### STREAKS

Longest Unbeaten Streak, Overall (Cont'd)					
11	Calgary	(11-0-0)	Nov 8/92	Sep 6/93	Sep 10/93
11	Calgary	(11-0-0)	Jul 22/17	Oct 13/17	Oct 20/17

Other: MTL 8 (3x), OTT 10 (1967-68, 1968-69), TOR 10 (1945-46, 1997)

Longest Unbeaten Streak, At Home					
		From	To	Ended	
27	Calgary	(27-0-0)	Sep 20/92	Aug 6/95	Aug 18/95
20	Montréal	(20-0-0)	Nov 8/53	Oct 20/56	Nov 3/56
18	BC Lions	(16-0-2)	Nov 3/62	Aug 7/65	Aug 16/65
17	Edmonton	(17-0-0)	Oct 4/54	Sep 22/56	Oct 1/56
17	Toronto	(17-0-0)	Jul 17/96	Oct 18/97	Jul 9/98
17	Calgary	(17-0-0)	Oct 13/15	Sep 29/17	Oct 20/17
16	Winnipeg	(16-0-0)	Oct 23/83	Oct 6/85	Oct 18/85
16	Edmonton	(16-0-0)	Nov 6/88	Sep 21/90	Sep 28/90
14	Hamilton	(14-0-0)	Oct 12/57	Sep 16/59	Oct 3/59
14	Ottawa	(13-0-1)	Oct 20/62	Oct 6/64	Oct 17/64

Longest Unbeaten Streak, Road					
		From	To	Ended	
20	Winnipeg	(20-0-0)	Aug 11/60	Sep 10/62	Sep 24/62
13	Calgary	(13-0-0)	Sep 3/48	Oct 31/49	Aug 26/50
9	Winnipeg	(9-0-0)	Sep 15/51	Oct 4/52	Oct 6/52
9	Saskatchewan	(9-0-0)	Sep 10/69	Aug 26/70	Sep 12/70
9	Edmonton	(8-0-1)	Oct 16/77	Oct 15/78	Nov 4/78
8	Ottawa	(8-0-0)	Nov 6/48	Sep 9/50	Sep 23/50
8	BC Lions	(8-0-0)	Sep 28/84	Sep 20/85	Oct 6/85
8	Calgary	(8-0-0)	Nov 5/94	Oct 9/95	Oct 14/95
8	BC Lions	(8-0-0)	Oct 4/98	Sep 12/99	Sep 19/99
7	Hamilton	(6-0-1)	Aug 27/64	Aug 13/65	Aug 28/65
7	Montréal	(7-0-0)	Oct 14/02	Aug 16/03	Aug 29/03
7	Winnipeg	(7-0-0)	Jun 17/22	Sep 4/22	Sep 17/22

Longest Losing Streak, Overall				
		From	To	Ended
25	Ottawa	Nov 10/28	Nov 12/32	Oct 7/33
16	Hamilton Wildcats	Oct 17/48	Nov 5/49	In 1950
14	Shreveport	Jul 6/94	Oct 8/94	Oct 16/94
13	BC Lions	Oct 19/57	Sep 29/58	Oct 6/58
13	Edmonton	Sep 21/63	Aug 28/64	Sep 4/64
13	Winnipeg	Aug 18/64	Nov 1/64	Jul 30/65
13	Ottawa	Jul 19/87	Oct 24/87	Oct 30/87
13	Hamilton T-C	Oct 27/02	Sep 6/03	Sep 12/03
13	Montréal	Aug 19/17	Jun 22/18	Jun 30/18
12	Saskatchewan	Jul 11/79	Oct 7/79	Oct 14/79
12	Toronto	Nov 2/80	Sep 19/81	Sep 27/81
12	Saskatchewan	Sep 11/99	Jul 21/00	Jul 28/00
11	Montréal	Sep 16/67	Aug 10/68	Aug 22/68
11	Ottawa	Oct 29/88	Sep 5/89	Sep 10/89
11	Hamilton T-C	Oct 21/90	Aug 29/91	Sep 2/91
11	Ottawa	Aug 9/19	Nov 1/19	Aug 7/21
10	Montréal	Nov 3/51	Oct 18/52	Oct 26/52
10	Saskatchewan	Sep 8/52	Oct 13/52	Oct 18/52
10	Toronto	Oct 24/64	Sep 19/65	Sep 26/65
10	Hamilton T-C	Oct 28/16	Aug 17/17	Sep 4/17

Other Clubs: Calgary 9 (1976)

Longest Losing Streak, Start Year				
		From	To	Ended
14	Shreveport	Jul 6/94	Oct 8/94	Oct 16/94
12	Hamilton Wildcats	Sep 3/49	Nov 5/49	In 1950
12	Saskatchewan	Jul 11/79	Oct 7/79	Oct 14/79
12	Hamilton T-C	Jun 20/03	Sep 6/03	Sep 12/03

Longest Losing Streak, End Year			
		From	To
13	Winnipeg	Aug 18/64	Nov 1/64
11	Montreal	Aug 19/17	Nov 3/17
11	Ottawa	Aug 9/19	Nov 1/19

Longest Losing Streak, Home				
		From	To	Ended
17	Edmonton	Oct 26/19	Oct 21/22	Active '22
14	Ottawa	Jul 19/87	Oct 8/88	Oct 22/88
12	Ottawa	Oct 13/28	Nov 5/32	Oct 14/33
11	Ottawa	Jul 5/19	Sep 22/21	Sep 28/21
10	Toronto	Aug 15/08	Aug 28/09	Sep 11/09
9	Saskatchewan	Aug 25/52	Aug 31/53	Sep 7/53
9	Hamilton T-C	Sep 29/02	Sep 1/03	Sep 12/03
8	Hamilton Wildcats	Oct 23/48	Oct 22/49	In 1950
8	Winnipeg	Sep 2/70	Aug 24/71	Sep 1/71
8	Hamilton T-C	Nov 2/96	Sep 21/97	Oct 5/97
8	Hamilton T-C	Oct 1/16	Aug 18/17	Sep 4/17

Other Clubs: BC (2x)



# CFL RECORD BOOK - REGULAR SEASON TEAM RECORDS TO 2022

## STREAKS

### Longest Losing Streak, Road

22	Montreal	Oct 5/80	Sep 5/83	Sep 10/83
18	Toronto	Jul 9/92	Nov 7/93	Jul 16/94
18	Ottawa	Oct 1/94	Aug 24/96	Sep 15/96
15	Ottawa	Aug 27/88	Oct 15/89	Oct 29/89
14	Saskatchewan	Oct 9/98	Aug 3/00	Aug 25/00
13	Montreal IRFU *	Oct 3/36	Oct 12/40	Oct 19/40
13	Winnipeg	Sep 12/97	Jul 22/99	Jul 29/99
13	Hamilton T-C	Jun 22/05	Jul 20/06	Aug 4/06
12	Calgary	Sep 10/55	Oct 6/56	Oct 20/56
12	Toronto	Oct 21/62	Sep 7/64	Sep 27/64

### Longest Winless Streak, Overall

	From	To	Ended
29	Ottawa (0-28-1)	Oct 13/28	Nov 12/32
20	Hamilton Tigers (0-18-2)	Oct 6/45	Sep 20/47
20	Hamilton Wildcats (0-19-1)	Sep 28/48	Nov 5/49
16	Montréal (0-12-4)	Sep 15/68	Sep 10/69
16	Saskatchewan (0-15-1)	Sep 11/99	Aug 18/00
14	Shreveport (0-14-0)	Jul 6/94	Oct 8/94
13	BC (0-13-0)	Oct 19/57	Sep 29/58
13	Saskatchewan (0-12-1)	Oct 10/59	Sep 16/60
13	Edmonton (0-13-0)	Sep 21/63	Aug 28/64
13	Winnipeg (0-13-0)	Aug 18/64	Nov 1/64
13	Ottawa (0-13-0)	Jul 19/87	Oct 24/87
13	Hamilton T-C (0-13-0)	Oct 27/02	Sep 6/03

### Longest Winless Streak, Home

	From	To	Ended
17	Edmonton (0-17-0)	Oct 26/19	Oct 21/22
14	Ottawa (0-14-0)	Jul 19/87	Oct 8/88
12	Ottawa (0-12-0)	Oct 13/28	Nov 5/32
12	Montreal IRFU * (0-11-1)	Oct 15/38	Oct 27/45
12	Saskatchewan (0-11-1)	Aug 14/59	Sep 16/60
11	Ottawa (0-11-0)	Jul 5/19	Sep 22/21
10	Montréal (0-8-2)	Sep 15/68	Oct 5/69
10	Hamilton Wildcats* (0-10-0)	Oct 2/48	Oct 22/49
9	Hamilton T-C (0-9-0)	Sep 29/02	Sep 1/03

### Longest Winless Streak, Road

	From	To	Ended
22	Montréal (0-22-0)	Oct 5/80	Sep 5/83
18	Toronto (0-18-0)	Jul 9/92	Nov 7/93
18	Ottawa (0-18-0)	Oct 1/94	Aug 24/96
15	Ottawa (0-15-0)	Aug 27/88	Oct 15/89
14	Saskatchewan (0-14-0)	Oct 9/98	Aug 3/00
14	Hamilton Tigers (0-12-2)	Oct 6/45	Nov 1/47
13	Winnipeg (0-13-0)	Sep 12/97	Jul 22/99
13	Hamilton T-C (0-13-0)	Jun 22/05	Jul 20/06

### Most Consecutive Seasons, Above .500

	Ended (Rec)
14	Edmonton 1984 to 1997
14	Calgary 2008 to 2022
12	Calgary 1989 to 2000
11	Edmonton 1972 to 1982
11	Toronto 1933 to 1947
10	BC Lions 1979 to 1988
8	Saskatchewan 1964 to 1971
8	Winnipeg 1980 to 1987

### Most Consecutive Seasons, .500 or better

	Ended (Rec)
27	Edmonton 1972 to 1998
16	Saskatchewan 1962 to 1977
15	Toronto 1929 to 1947
14	Calgary 2008 to 2022
12	Edmonton 1950 to 1961
12	BC Lions 1977 to 1988
12	Calgary 1989 to 2000
11	Montreal 1996 to 2006
11	Ottawa 1935 to 1949

### Most Consecutive Seasons, Under .500

	Ended (Rec)
22	Ottawa 1980-96, 2002-05, 2014

### Most Consecutive Seasons, 10+ Wins

	Ended (Rec)
13	Edmonton 1985 to 1997
12	Calgary 1989 to 2000
12	Calgary 2008 to 2019
7	BC Lions 2002 to 2008
6	Winnipeg 1957-1962, 2016-2022

## STANDINGS & WON-LOST RECORD

### Most Wins, Season

16	Edmonton	1989	(16-2-0)
15	Calgary	2016	(15-2-1)
15	Calgary	1993	(15-3-0)
15	Calgary	1994	(15-3-0)
15	Calgary	1995	(15-3-0)
15	Baltimore	1995	(15-3-0)
15	Toronto	1996	(15-3-0)
15	Toronto	1997	(15-3-0)
15	Montréal	2009	(15-3-0)
15	Calgary	2014	(15-3-0)
15	Hamilton	2019	(15-3-0)
15	Winnipeg	2022	(15-3-0)

### Plus:

14	BC Lions	2007	(14-3-1)
14	Saskatchewan	1970	(14-2-0)

### In 16 or fewer games:

14 wins:	
Winnipeg	1960
Saskatchewan	1970
Edmonton	1981

### Note:

Ottawa record, 12 wins

### Most Wins, Consecutive Seasons

30	Calgary	(30-6-0)	In 1993-94
30	Calgary	(30-6-0)	In 1994-95
30	Toronto	(30-6-0)	In 1996-1997
29	Calgary	(29-7-0)	In 2013-14 and 2015-16
27	Edmonton	(27-4-1)	In 1980-81
27	Winnipeg	(27-5-0)	In 1960-61 (also 1993-94)
27	BC Lions	(27-8-1)	In 2006-07
27	Montréal	(27-9-0)	In 2003-04 (also 2009-10)

### Fewest Wins, Season

0	Hamilton Wildcats	1949	(0-12-0)	12 gm
0	Hamilton Tigers	1946	(0-10-2)	
1	BC Lions	1954	(1-15-0)	16 gm
1	Saskatchewan	1959	(1-15-0)	
1	BC Lions	1961	(1-13-2)	
1	Winnipeg	1964	(1-14-1)	
1	Hamilton T-C	2003	(1-17-0)	18 gm

### Highest Winning Pct., Season (Min. 16 game season)

.906	Edmonton	1981	(14-1-1)
.889	Edmonton	1989	(16-2-0)
.875	Edmonton	1955	(14-2-0)
.875	Edmonton	1957	(14-2-0)
.875	Winnipeg	1960	(14-2-0)
.875	Saskatchewan	1970	(14-2-0)
.861	Calgary	2016	(15-2-1)

### Highest Winning Pct., Season (12 or 14 game season)

1.000	Calgary	1948	(12-0-0)
.929	Calgary	1949	(13-1-0)
.917	Ottawa	1949	(11-1-0)

### Highest Winning Pct., Consecutive Seasons

.962	Calgary	1948-49	(25-1-0)
.859	Edmonton	1980-81	(27-4-1)

### Highest Winning Pct., 3-year period

.844	Edmonton	1979-81	(39-6-3)
.833	Calgary	1993-95	(45-9-0)

### Most Home Wins, Season

9	Edmonton	1989	9	Toronto	1997
9	Toronto	1991	9	Montreal	2009
9	Calgary	1993	9	Calgary	2016
9	Calgary	1994	9	Hamilton	2019

### Most Home Wins, Consecutive Seasons

18	Calgary	1993-94
----	---------	---------

### Most Away Wins, Season

8	Winnipeg	1960 (8-0)	8	Calgary	2014 (8-1)
8	Winnipeg	1961 (8-0)			

### Highest Winning Pct., Home Season

1.000	Eight teams	(9-0)
1.000	Seven teams	(8-0)
1.000	Six teams	(7-0)

### Highest Winning Pct., Road Season

1.000	Winnipeg	1960	(8-0)
1.000	Winnipeg	1961	(8-0)

## CFL RECORD BOOK - REGULAR SEASON TEAM RECORDS TO 2022

### STANDINGS & WON-LOST RECORD

#### Most Division Wins, Season (Since 1961) \*

11	Saskatchewan	1969	(11-1)
10	6x - Latest: WPG	2022	(10-1)

\* Historical Note: Interlocking play began in the CFL in 1961

#### Highest Division Win Pct., Season (Since 1961)

1.000	Montreal	2004	(8-0)
1.000	Hamilton	1981	(6-0)

#### Most Inter-Division Wins, Season (Since 1961)

8 10x - Latest Hamilton in 2019 (8-2)

#### Highest Inter-Division Win Pct., Season (Since 1961)

1.000	BC	1983	(8-0)
1.000	Calgary	1993	(8-0)
1.000	BC	2006	(8-0)
1.000	Calgary	2018	(8-0)

#### Most Overtime Wins, Season

3	BC	1991	3 of 6 OT games
3	Hamilton	2002	3 of 4 OT games

#### Most Wins by 10+ Points, Season

14	Edmonton	1981	(14-1-1 overall)
12	By five different clubs: latest Montreal 2009		

#### Most Wins by 4 Points or Less, Season

6	Edmonton	1975	6	Winnipeg	2001
6	Edmonton	1976	6	Calgary	2015
6	Sacramento	1994	6	Toronto	2021

#### Most Wins by 1 Point, Season

4	Winnipeg	1961
3	Eight times: latest Ottawa in 2002	

#### Most Wins by Shutout, Season

4	Saskatchewan	1938	Last Team with 2 Shutouts in one year:	
4	Winnipeg	1941	Calgary in 1970	

#### Since 1958:

3	Calgary	1967
---	---------	------

#### Most Wins When Trailing After 3rd Quarter, Season

6	Edmonton	2015	5	Hamilton	1962
6	Toronto	2015	5	Winnipeg	1996
5	Edmonton	1952			

#### Most games over .500, season

+14	Edmonton	1989 (16-2)
+13	Calgary	2016 (15-2-1)
+13	Edmonton	1981 (14-1-1)

#### Largest single-season increase in wins (Min. 16 g.)

+11	Toronto	1996 (15-3-0) over 1995 (4-14-0)
+10	Winnipeg	1965 (11-5-0) over 1964 (1-14-1)
+10	Hamilton	1998 (12-5-1) over 1997 (2-16-0)
+10	Ottawa	2015 (12-6-0) over 2014 (2-16-0)
+8	Hamilton	2004 (9-8-1) over 2003 (1-17-0), 9 fewer losses
+8	Calgary	1986 (11-7-0) over 1985 (3-13-0)
+8	Hamilton	1992 (11-7-0) over 1991 (3-15-0)
+8	Montreal	1996 (12-6-0) over 1986 (4-14-0), with gap
+8	Edmonton	2014 (12-6-0) over 2013 (4-14-0)
+7	Toronto	1982 (9-6-1) over 1981 (2-14), 8 fewer losses
+7	Saskatchewan	1981 (9-7-0) over 1980 (2-14-0)
+7	BC Lions	1993 (10-8-0) over 1992 (3-15)
+7	Hamilton	2019 (15-3-0) over 2018 (8-10-0)
+7	Calgary	2005 (11-7-0) over 2004 (4-14-0)
+7	Winnipeg	2001 (14-4-0) over 2000 (7-10-1), 6 fewer losses

#### Largest single-season increase in HOME wins

+6	Edmonton	2014 (7-2-0) over 2013 (1-8-0)
+5	Many times	

#### Largest single-season increase in ROAD wins

+6	Winnipeg	2001 (7-2-0) over 2000 (1-7-1)
----	----------	--------------------------------

#### Most Losses, Consecutive Seasons

31	Ottawa	1987-1988	30	Ottawa	1995-1996
30	Ottawa	1988-1989	30	Hamilton	2007-2008

### STANDINGS & WON-LOST RECORD

#### Most Losses, Season

17	Hamilton	2003	15	Shreveport	1994
16	Ottawa	1988	15	Winnipeg	1998
16	Hamilton	1997	15	Saskatchewan	1999
16	Ottawa	2014	15	Toronto	2009
15	BC	1954	15	Winnipeg	2013
15	Saskatchewan	1959	15	Saskatchewan	2015
15	BC	1992	15	Montreal	2017
15	Toronto	1993	15	Ottawa	2019

#### Most Home Losses, Season

8	Saskatchewan	1959	8	Toronto	2009
8	Ottawa	1988	8	Edmonton	2013
8	Hamilton	1997	8	Winnipeg	2013
8	Hamilton	2003	8	Ottawa	2019

#### Most Away Losses, Season

9	Toronto	1992	9	Hamilton	2005
9	Toronto	1993	9	Hamilton	2007
9	Ottawa	1995	9	Winnipeg	2010
9	Winnipeg	1998	9	Ottawa	2014
9	Saskatchewan	1999	9	Montreal	2017
9	Hamilton	2003	9	Toronto	2018

#### Most Overtime Losses, Season

3	BC	1991	3	Edmonton	2016
---	----	------	---	----------	------

#### Most Losses by 4 Points or Less, Season

9	Winnipeg	2010	7	Saskatchewan	2015
7	Ottawa	1993	7	Ottawa	2017
7	BC	1996			

#### Largest Single-season Decrease in Wins

-9	Calgary	1950 (4-10-0) over 1949 (13-1-0)
-8	BC	1992 (3-15-0) over 1991 (11-7-0)
-8	Ottawa	2019 (3-15-0) over 2018 (11-7-0)
-7	7x: latest HAM	2021 (8-6-0) over 2019 (15-3-0)

#### Most Losses by 1 Point, Season

4	Saskatchewan	1948	3	9x: latest EDM (2012)
4	Ottawa	1993		

#### Most Ties, Season

3	Montreal	1962	3	Calgary	1978
3	BC	1964	2	27x: latest Edmonton 1979	

#### Most Consecutive Ties

2	Ottawa	1946	Oct 6/46 & Oct 12/46
2	Montreal	1968	Oct 26/68 & Nov 2/68
2	Montreal	1974	Oct 8/74 & Oct 13/74
2	Edmonton	1979	Aug 7/79 & Aug 14/79

### GAMES DECIDED BY ...

#### By 4 Points or Less, Season

9	Edmonton	1976	(6-2-1)
9	Ottawa	1993	(2-7-0)
9	Ottawa	2017	(1-7-1)

#### By 1 Point, Season

5	Ottawa	1991	(2-3)
5	Edmonton	1993	(2-3)
4	Many times: latest Toronto in 2018 (2-2)		

#### In Overtime, Season

6	BC	1991	(3-3)
4	Hamilton	2002	(3-1)
4	Ottawa	2016	(1-2-1)
4	Edmonton	2016	(1-3)

### TEAM SCORING

#### Most Points For, Single Season

698	Calgary	1994	651	Winnipeg	1994
689	Toronto	1990	647	Toronto	1991
671	Edmonton	1991	646	Winnipeg	1993
661	BC	1991	646	Calgary	1993
660	Toronto	1997	644	Edmonton	1989

# CFL RECORD BOOK - REGULAR SEASON TEAM RECORDS TO 2022

## 2023 CFL GUIDE

The 2023 CFL Guide & Record Book has added a new feature among its various historical marks. Alongside the 'most', 'fewest' etc. which often cover only a few of our nine Canadian clubs, we list other notable highs for clubs not included in that particular listing. This data thus provides those many team records as well

## TEAM SCORING

### Highest Avg. Points For, Single Season

38.3	Calgary	1994	35.9	Toronto	1991
38.3	Toronto	1990	35.9	Winnipeg	1993
37.3	Edmonton	1991	35.9	Calgary	1993
36.7	BC	1991			
36.7	Toronto	1994			
36.2	Winnipeg	1994			
36.0	Edmonton	1981			

### Other Clubs' Record Highs:

HAM 33.5 (1999), MTL 34.1 (1956)  
OTT 30.0 (1990), SSK 33.7 (1991)

### Fewest Avg. Points For, Single Season (Since 1958)

15.4	Ottawa	1988	16.0	Ottawa	2021
15.4	Ottawa	2014	16.2	Hamilton	2006

### Most Points Allowed, Single Season

710	Saskatchewan	1991	662	Shreveport	1994
685	Ottawa	1995	653	Winnipeg	1995
667	BC	1992	647	Ottawa	1994

### Highest Avg. Points Allowed, Single Season

39.4	Saskatchewan	1991	36.8	Shreveport	1994
38.1	Ottawa	1995	36.3	Winnipeg	1995
37.1	BC	1992	35.9	Ottawa	1994

### Fewest Avg. Points Allowed, Single Season (Since 1958)

10.5	BC	1964	11.4	Winnipeg	1958
10.9	Hamilton	1965	11.4	Hamilton	1966

Note: Pre-1958 CFL-wide scoring was considerably lower as the game has changed substantially over time. Pre-58: EDM allowed 7.5 ppg (1955).

### Most Points Scored, Single Game

		Date
82	Montréal vs Hamilton	(82-14) Oct 20/56
70	Toronto vs Calgary	(70-18) Sep 20/90
68	Toronto vs BC	(68-43) Sep 1/90
68	Winnipeg vs Hamilton	(68-14) Oct 19/91
67	Hamilton vs Saskatchewan	(67-21) Oct 15/62
67	BC vs Shreveport	(67-15) Aug 27/94
66	Toronto at Winnipeg	(66-25) Sep 7/97
65	Winnipeg vs Ottawa	(65-20) Sep 7/84
65	Shreveport vs Winnipeg	(65-17) Aug 5/95
65	Hamilton vs Winnipeg	(65-15) Sep 18/99
64	Sacramento vs BC	(64-27) Nov 6/93
64	Edmonton vs Winnipeg	(64-10) Sep 15/95
64	Hamilton at Toronto	(64-14) Jun 22/19
63	Toronto vs Montréal	(63-27) Oct 30/60
63	Edmonton vs Ottawa	(63-3) Aug 27/95
63	Hamilton vs Saskatchewan	(63-17) Aug 5/99
63	Winnipeg vs Hamilton	(63-31) Sep 8/01

### Additional Road Scoring Highs:

62	Calgary at Montréal	(62-22) Jul 10/96
61	Winnipeg at Saskatchewan	(61-8) Aug 29/59
61	BC at Ottawa	(61-27) Sep 8/05

### Other Clubs:

(Team Record)  
SSK 58 1989  
OTT 56 1975

### Most Points Scored, Consecutive Games

130	Toronto	(70, 60)	Sept 20 & 29, 1990
120	Calgary	(58, 62)	July 23 & 29, 1994

### Most Points Scored Losing Team, Single Game

52	Edmonton at Saskatchewan	(52-54)	Oct 28/00 OT
51	Montréal at Saskatchewan	(51-54)	Jul 1/10 OT
50	Las Vegas at Ottawa	(50-54)	Sep 3/94 OT
49	Winnipeg at Edmonton	(49-51)	Jul 21/00 Non-OT

### Most Points Scored, Single Game Combined

111	Toronto 68 vs BC 43	Sep 1/90	Non-OT
106	Edmonton 52 vs Saskatchewan 51	Oct 28/00	OT
105	Saskatchewan 54 vs Montréal 51	Jul 1/10	OT

### Fewest Points Scored, Single Game Combined

1	Montréal 1 vs Ottawa 0	Oct 30/66
2	Ottawa 1 vs Toronto 1	Nov 3/28
2	Montréal 0 vs Toronto 2	Oct 11/30
2	Toronto 2 vs Hamilton 0	Sep 20/47

## TEAM SCORING

### Most Points Scored, One Quarter

	Qtr	Date
38	Edmonton vs Montréal	Q2 Sep 26/81
38	Hamilton at Toronto	Q2 Nov 8/92
35	BC at Saskatchewan	Q4 Nov 8/59
35	Toronto vs Montréal	Q4 Oct 30/60
35	Calgary at Ottawa	Q2 Jul 13/95
34	Montréal vs Hamilton	Q2 Oct 20/56
34	Winnipeg at Saskatchewan	Q2 Aug 29/59
34	Birmingham at Ottawa	Q4 Sep 1/95
33	Winnipeg vs Montréal	Q2 Aug 29/78
33	BC vs Saskatchewan	Q2 Jul 8/80
33	Winnipeg vs Hamilton	Q3 Oct 22/94

### Other Clubs:

(Team Record)  
SSK 31 2004  
OTT 30 1938

### Most Points Scored, By Quarter

28	Q1: Ottawa vs Toronto	Aug 3/77
28	Winnipeg vs Calgary	Oct 8/84
28	Winnipeg vs Hamilton	Oct 19/91
28	Calgary vs Winnipeg	Jul 23/94
28	Edmonton vs Saskatchewan	Aug 27/98
28	Toronto vs Hamilton	Oct 21/04
28	Hamilton at Montréal	Aug 3/18
38	Q2: Edmonton vs Montréal	Sep 26/81
38	Hamilton at Toronto	Nov 8/92
35	Calgary at Ottawa	Jul 13/95
33	Q3: Winnipeg vs Hamilton	Oct 22/94
30	Ottawa at Hamilton	Oct 15/38
29	Calgary vs Winnipeg	Sep 20/92
35	Q4: BC at Saskatchewan	Nov 8/59
35	Toronto vs Montréal	Oct 30/60
34	Birmingham at Ottawa	Sep 1/95

### Most Points Scored 1st Quarter, Losing Team

24	Hamilton at Winnipeg	Oct 22/94	(Lost 44-46)
24	Montréal at Calgary	Jul 20/13	(Lost 27-38)

### Most Consecutive Quarters with at least one point scored

53	BC Lions	Sep 26/86 to Aug 20/87	(13 games +)
47	Montréal	Aug 9/97 to Oct 26/97	(11 games +)

### Most Points Scored One Quarter, Combined

42	Q1: Calgary 28, Winnipeg 14	Jul 23/94	
35	3x: Calgary 21, Edmonton 14	Sep 8/18	
43	Q2: Hamilton 29, Saskatchewan 14	Oct 14/85	
41	Q3: Hamilton 21, Toronto 20	Sep 5/88	
50	Q4: Toronto 27, BC 23	Sep 1/90	(Overall record)
47	Edmonton 24, Winnipeg 23	Jul 21/00	

### Most Points Scored One Half, One Team

54	H1: Montréal vs Hamilton	Oct 20/56
50	Calgary vs Winnipeg	Jul 23/94
47	Edmonton vs Toronto	Oct 24/81
46	H2: Calgary vs Winnipeg	Sep 20/92
45	Toronto at Winnipeg	Sep 7/97
44	Hamilton at Toronto	Jun 22/19

### Most Points Scored One Half, Combined

67	H2: Edmonton 34 vs Winnipeg 33	Jul 21/00	(CFL Record)
65	H1: Calgary 50 vs Winnipeg 15	Jul 23/94	

### Most Points Scored Overtime, One Team (1986-2001)

24	Saskatchewan at Edmonton	Oct 28/00
22	Edmonton vs Saskatchewan	Oct 28/00
21	Edmonton vs BC	Oct 1/00

### Since 2001 - Era of Two Alternating Possessions Only:

15	Winnipeg vs BC	Oct 11/15
----	----------------	-----------

### Most Points Scored Overtime, Combined

46	Saskatchewan at Edmonton	Oct 28/00	(24-22)
----	--------------------------	-----------	---------

### Since 2001 - Era of Two Alternating Possessions Only:

28	2x: latest Calgary vs Saskatchewan	Oct 28/09	(14-14)
----	------------------------------------	-----------	---------

### Largest Shutout

56-0	Winnipeg 56 vs Saskatchewan 0	Jul 5/86	
55-0	Edmonton 55 vs Saskatchewan 0	Aug 24/59	
53-0	Toronto 53 vs Winnipeg 0	Oct 8/67	
52-0	Saskatchewan 52 vs Winnipeg 0	Sep 2/12	
52-0	Edmonton 52 vs Calgary 0	Sep 22/56	
50-0	Road: Calgary 50 at Toronto 0	Sep 22/63	(Road Rec)
48-0	Toronto vs Hamilton	Sep 10/05	

# CFL RECORD BOOK - REGULAR SEASON TEAM RECORDS TO 2022

## TEAM SCORING & MARGINS

Largest Win Margin, Single Game	Date
+68	Montréal 82 vs Hamilton 14
+60	Edmonton 63 vs Ottawa 3
+59	Calgary 60 vs Hamilton 1
+56	Winnipeg 58 vs Montréal 2
+56	Winnipeg 56 vs Saskatchewan 0
+55	Montréal 62 vs Saskatchewan 7
+55	Edmonton 55 vs Saskatchewan 0
+54	Edmonton 61 vs Toronto 7
+54	Winnipeg 68 vs Hamilton 14
+54	Edmonton 64 vs Winnipeg 10
+53	Winnipeg 61 at Saskatchewan 8 (Road)
+53	Toronto 53 vs Winnipeg 0

**Other Clubs:  
(Team Record)**

BC	+52	1994
HAM	+50	2019
OTT	+50	1982
SSK	+52	2x

Largest Lead, After Each Quarter	Date
+28	Q1: Ottawa 28 vs Toronto 0
+28	Winnipeg 34 vs Hamilton 6
+28	Edmonton 28 vs Saskatchewan 0
+28	Hamilton 28 at Montréal 0
+47	Q2: Montréal 54 vs Hamilton 7
+47	Edmonton 47 vs Toronto 0
+41	Winnipeg 41 at Saskatchewan 0
+75	Q3: Montréal 82 vs Hamilton 7
+61	Edmonton 61 vs Toronto 0
+52	3x: Calgary 53 vs Hamilton 1

**By Road Teams:**

+25	Q1:	2x: Hamilton 25 at Calgary 0	Jul 4/04
+41	Q2:	Winnipeg 41 at Saskatchewan 0	Aug 29/59
+47	Q3:	Winnipeg 47 at Saskatchewan 0	Aug 29/59

Largest Comeback to Win (at any point)	Date	Final Score
-27	Edmonton at Calgary (Trailed 2-29 with 0:48 left in Q2)	Sep 28/75 Edm 37, Cgy 36
-27	Winnipeg vs Hamilton (Trailed 14-41 with 8:27 left in Q3)	Oct 22/94 Wpg 46, Ham 44
-26	Calgary at Montréal (Trailed 3-29 with 0:00 left in Q3)	Aug 27/82 Cgy 31, Mtl 30
-26	Calgary at Ottawa (Trailed 11-37 with 0:35 left in Q3)	Aug 9/87 Cgy 39, Ott 38
-26	Calgary vs Toronto (Trailed 3-29 with 4:22 left in Q2)	Sep 13/14 Cgy 40, Tor 33
-25	Toronto vs Hamilton (Trailed 11-36 with 12:17 left in Q4)	Oct 2/94 Tor 39, Ham 36
-25	Hamilton at Edmonton (Trailed 6-31 with 11:09 left in Q3)	Jul 23/16 Ham 37, Edm 31
-24	Saskatchewan at Calgary (Trailed 0-24 with 10:10 left in Q2)	Nov 7/76 Ssk 33, Cgy 31
-24	Calgary vs Montréal (Trailed 0-24 after the 1st Quarter)	Jul 20/13 Cgy 38, Mtl 27
-24	Toronto vs Ottawa (Trailed 14-38 with 2:00 left in Q3)	Aug 2/18 Tor 42, Ott 41
-24	Montréal vs Winnipeg (Trailed 10-34 with 4:51 left in Q2)	Sep 21/19 Mtl 38, Wpg 37
-24	Calgary at Hamilton (Trailed 0-24 with 2:08 left in Q2)	Jun 18/22 Cgy 33, Ham 30
<b>Other Clubs (Team Records):</b>		
-23	Ottawa vs Montréal (OTT trailed 10-33)	Jul 1/05 Ott 39, Mtl 36
-20	BC at Montréal (BC trailed 0-20)	Oct 17/04 BC 32, Mtl 29

Largest Comeback, After Each Q	Trailed by	Date	Final Score
-24	Q1: Calgary vs Montréal (0-24)	Jul 20/13	Cgy 38, Mtl 27
-20	BC at Montréal (0-20)	Oct 17/04	BC 32, Mtl 29
-18	BC vs Toronto (3-21)	Aug 1/91	BC 52, Tor 41
-27	Q2: Edmonton at Calgary (2-29)	Sep 28/75	Edm 37, Cgy 36
-27	Winnipeg vs Hamilton (7-34)	Oct 22/94	Wpg 46, Ham 44
-21	Sask'n vs Calgary (0-21)	Jul 28/94	Ssk 22, Cgy 21
-26	Q3: Calgary at Ottawa (11-37)	Aug 9/87	Cgy 39, Ott 38
-25	Toronto vs Hamilton (11-36)	Oct 2/94	Tor 39, Ham 36
-23	Ottawa vs Montréal (10-33)	Jul 1/05	Ott 39, Mtl 36 (OT)

Largest Scoreless Deficit Overcome	Date	Final Score
-24	Calgary vs Montréal (0-24)	Jul 20/13 Cgy 38, Mtl 27
-24	Calgary at Hamilton (0-24)	Jun 18/22 Cgy 33, Ham 30
-24	Saskatchewan at Calgary (0-24)	Nov 7/76 Ssk 33, Cgy 31
-22	Edmonton vs Saskatchewan (0-22)	Jul 28/09 Edm 38, Ssk 33

## TEAM SCORING & MARGINS

Most Touchdowns, Season	Year	Score	Team
82	1994	74	BC
81	1990	72	Winnipeg
78	1997	71	Winnipeg
77	1991	70	5x: latest Calgary
			2010

Most Touchdowns, Single Game	Date	Rs-Ps-Rt
12	Montréal vs Hamilton	Oct 20/56 4-7-1
10	Hamilton vs Saskatchewan	Oct 15/62 0-10-0
10	Toronto vs Calgary	Sep 20/90 4-4-2
9	Winnipeg vs Saskatchewan	Aug 29/59 1-8-0
9	Toronto vs Montréal	Oct 30/60 2-7-0
9	Winnipeg vs Ottawa	Sep 7/84 2-7-0
9	Sacramento vs BC	Nov 6/93 3-5-1
9	BC vs Shreveport	Aug 27/94 2-6-1
9	Edmonton vs Winnipeg	Sep 15/95 3-4-2
9	Toronto at Winnipeg	Sep 7/97 1-7-1
9	Hamilton vs Winnipeg	Sep 18/99 4-5-0

**Other Clubs:  
(Team Record)**

CGY	8	5x
OTT	8	1975
SSK	8	1964

Fastest Touchdown from Start of Game	Date	Time	Description
0:12	BC vs Toronto	Aug 15/89	91-yd kickoff ret (Wallace)
0:13	Montréal vs Saskatchewan	Jun 23/22	88-yd kickoff ret (Worthy)
0:14	Hamilton vs Montréal	Aug 24/72	102-yd kickoff ret (Clarke)
0:14	Winnipeg vs Edmonton	Aug 30/72	120-yd kickoff ret (Herron)
0:14	Winnipeg vs BC	Oct 17/81	110-yd kickoff ret (Burrell)
0:14	Winnipeg vs Toronto	Jul 13/17	105-yd kickoff ret (Lankford)
0:15	Winnipeg vs Toronto	Jul 12/19	104-yd kickoff ret (Whitehead)
<b>Offensive TD:</b>			
0:18	BC vs Winnipeg	Jul 31/74	86-yd pass (Moorhead-Young)
0:25	Ottawa vs Winnipeg	Sep 18/82	16-yd pass (Isaac-Stenerson)

Most Different Types of TDs, Game	Date	(6 times latest shown below)
5	Saskatchewan vs Ottawa	Aug 17/03 Rs: 2, Ps: 1, Int: 1, PR: 1, KO: 1
5	Hamilton vs Saskatchewan	Aug 5/99 Rs: 2, Ps: 2, Int: 2, Fm: 1, PR: 1

Most Touchdowns Rushing, Season	Year	Score	Team
46	1957	33	Calgary
38	1957	32	Edmonton
34	1960	32	Ottawa
34	1991	31	BC, Montréal

Most Touchdowns Rushing, Single Game	Date	Score
7	Ottawa at Montréal	Oct 10/60
6	Montréal vs Hamilton	Sep 22/56 (corrected)
6	Edmonton vs BC	Oct 22/56
6	Toronto vs Saskatchewan	Oct 30/08

Most Touchdowns Passing, Season	Year	Score	Team
52	1994	47	Winnipeg
50	1990	46	Montréal
49	1993	45	BC
49	1997	45	Calgary
47	1994	44	Winnipeg

Most Touchdowns Passing, Single game	Date	Score
10	Hamilton at Saskatchewan	Oct 15/62 Zuger 8, Cosentino 2
8	Winnipeg at Saskatchewan	Aug 29/59 Van Pelt 7, Ploen 1
7	Montréal vs Hamilton	Oct 20/56 Etcheverry 6, Coulter 1
7	Toronto vs Montréal	Oct 1/60 Rote 7
7	Toronto vs Montréal	Oct 30/60 Rote 7
7	Winnipeg vs Ottawa	Sep 7/84 Clements 5, Hufnagel 2
7	Toronto vs Hamilton	Sep 29/90 Foggie 7
7	Toronto at Winnipeg	Sep 7/97 Flutie 6, Ware 1
7	Calgary at BC	Aug 20/98 Garcia 5, Dickenson 2

**Plus:** BC: 6 (4x), EDM: 6 (2x), OTT: 6 (2x), SSK: 6 (1991)

Most Touchdowns on All Returns, Season (Non-Off TDs)	Year	Score	Team
15	1987	13	Toronto
15	2018	12	Hamilton
13	1998	12	Calgary
13	2002	12	Toronto

Most Touchdowns on All Returns, Single Game	Date	Score
4	Toronto vs Hamilton	Sep 16/50 Int 2, Punt 2
4	Edmonton vs Winnipeg	Oct 26/75 Punt 1, K/O 1, FGM 1, Fumble 1
4	Hamilton vs Saskatchewan	Aug 5/99 Int 2, Fum 1, Punt 1
4	Toronto vs Hamilton	Oct 7/00 Int 3, Fum 1
4	Edmonton vs Calgary	Sep 10/04 Int 2, Fum 1, Punt 1



# CFL RECORD BOOK - REGULAR SEASON TEAM RECORDS TO 2022

## TEAM SCORING

### Defensive Return TDs, Season

11	BC	1987	10	Hamilton	1971
11	Saskatchewan	2018	10	Montréal	2002
10	Toronto	1950	9	4x: latest BC	2006

### Defensive Return TDs, Single Game

4	Toronto vs Hamilton	Oct 7/00	Int 3, Fumble 1
---	---------------------	----------	-----------------

### Total Kick Return TDs, Season

7	Toronto	2003	7	Toronto	2004
---	---------	------	---	---------	------

### Total Kick Return TDs, Single Game

3	Edmonton vs Winnipeg	Oct 26/75	Punt 1, Kickoff 1, FG Miss 1
3	Calgary at Edmonton	Sep 6/91	Punt 2, Kickoff 1

### Punt Return TDs, Season

5	Five times (Edmonton 1987, 1991 & 1994; Hamilton 1988, 2012)				
---	--	--	--	--	--

### Punt Return TDs, Single Game

2	Many x - Latest: Mtl vs Edm	Aug 2/02
---	-----------------------------	----------

### Kickoff Return TDs, Season

4	Toronto	2003	3	Las Vegas	1994
---	---------	------	---	-----------	------

### Kickoff Return TDs, Single Game

2	Edmonton at Montréal	Oct 23/99	92 & 100 yds
---	----------------------	-----------	--------------

### Most 1-Pt Converts, Season

80	Calgary	1994	72	Winnipeg	1994
77	Toronto	1997	70	Edmonton	1989
76	Toronto	1990	70	Calgary	2010
75	Edmonton	1991	69	Edmonton	1987

### Most 1-Pt Converts Made, Single Game

9	8x: Latest Hamilton vs Winnipeg	Sep 18/99
---	---------------------------------	-----------

### Most 2-Pt Converts Made, Season

18	Hamilton	2019	12	Calgary	2016
17	Ottawa	2018	<b>Pre-2015 Rule Change:</b>		
13	Calgary	2015	8	* Montréal	1984
13	BC	2016	7	* Montréal	1975

### Most 2-Pt Convert Attempts, Season

26	Hamilton	2019	24	BC	2016
25	Ottawa	2017	23	Ottawa	2018

### Most 2-Pt Converts Made, Single Game

4	Ottawa at Winnipeg	Aug 17/18	2 by pass, 2 by rush
3	Saskatchewan vs Calgary	Oct 3/14	
3	Saskatchewan at BC	Jul 10/15	
3	Edmonton vs Saskatchewan	Aug 25/17	
3	Ottawa vs Saskatchewan	Jun 20/19	
3	Hamilton vs Montréal	Jun 28/19	
3	Calgary vs BC	Jun 29/19	
3	Hamilton vs Edmonton	Oct 4/19	
3	Calgary vs Winnipeg	Oct 19/19	

### Most Field Goals Made, Season

60	Winnipeg	2016	56	Calgary	2006
59	Saskatchewan	1990	56	Calgary	2016
57	Baltimore	1995	56	Winnipeg	2017
56	San Antonio	1995	55	4x: latest Montréal	2009

### Most Field Goals Made, Single Game

8	Saskatchewan at Ottawa	Jul 29/84	BC	7	1998
8	Saskatchewan at Edmonton	Jul 23/88	Edmonton	7	2019
8	Calgary at Saskatchewan	Aug 5/96	Montréal	7	2010
8	Hamilton at Ottawa	Sep 22/96	Toronto	7	2009
7	Many x: last Edmonton	Aug 23/19	Winnipeg	7	2017

### Other Clubs: (Tm Rec)

### Most Singles, Season

33	Edmonton	1986	32	Toronto	1986
33	Toronto	1985	31	Edmonton	1983

### Most Singles, Game (Since 1936)

8	Hamilton T vs Ottawa	Oct 31/36
8	Hamilton T vs Montréal	Oct 22/38

### Since 1958 - 6 Sgls:

Latest: BC at Toronto
Aug 1/85

### Most Safety Touches, Season

11	BC	2005	8	8x: latest Calgary	2010
9	Montréal	2007	8		

## TEAM SCORING & OFFENCE

### Most Safety Touches, Single Game

5	Calgary vs Edmonton	Sep 6/71	(All 5 in Q1)
4	Edmonton at Saskatchewan	Aug 18/00	

### Most Yards Net Offence, Season

9,117	BC	1991	7,861	BC	2000
8,015	Edmonton	1991	7,824	Calgary	1995
7,984	Calgary	1994	7,769	Calgary	2010
7,951	Edmonton	1989	7,726	BC	2004
7,894	Calgary	1992	7,718	Montréal	2008

### Highest Avg. Yards Per Game, Season

532.6	Montréal	1956	445.3	Edmonton	1991
518.8	Montréal	1955	443.6	Calgary	1994
506.5	BC	1991	442.2	Edmonton	1957
457.6	Toronto	1955	441.7	Edmonton	1989

### Most Yards Net Offence, Single Game

			Rush	Pass	TL
799	Montréal vs Hamilton	Oct 20/56	272	527	0
796	Montréal at Toronto	Oct 22/55	377	419	0
792	Winnipeg vs Edmonton	Jul 14/94	80	713	-1
740	Montréal vs Hamilton	Sep 22/56	384	375	-19
731	Montréal at Hamilton	Sep 29/56	219	561	-49
724	BC vs Edmonton	Oct 12/91	162	582	-20
720	Sacramento vs Shreveport	Sep 17/94	269	461	-10
707	Saskatchewan at BC	Aug 13/92	183	536	-12
698	Edmonton vs Hamilton	Sep 11/83	170	544	-16
688	BC vs Toronto	Aug 11/94	175	523	-10
681	Winnipeg vs Ottawa	Sep 7/84	224	473	-16
680	Hamilton vs Saskatchewan	Oct 15/62	108	572	0
677	Toronto vs Montréal	Oct 30/60	229	460	-12
663	Saskatchewan vs Winnipeg	Sep 1/91	189	476	-2
661	Calgary vs Saskatchewan	Oct 10/59	287	380	-6
656	Saskatchewan at Calgary	Oct 8/89	172	492	-8
656	BC vs Ottawa	Aug 6/04	99	581	-24
655	Ottawa vs Toronto	Aug 19/58	464	210	-19

### Fewest Yards Net Offence, Single Game

43	Montréal vs Ottawa	Aug 25/73
----	--------------------	-----------

### Most Yards Net Offence Both Teams, Game

1,248	BC vs Edmonton	Oct 12/91	292	988	-32
1,244	Ottawa vs Toronto	Sep 29/56	518	747	-21

### Most First Downs, Season

508	BC	1991	475	Calgary	1995
482	Edmonton	1991	461	Calgary	1994
478	Edmonton	1989	455	Edmonton	1990

### Most First Downs, Average per game

30.8	Montréal	1955	26.8	Edmonton	1991
30.0	Montréal	1956	26.6	Edmonton	1989
28.2	BC	1991	26.4	Calgary	1995

### Most First Downs, Single Game

44	Edmonton vs Hamilton	Sep 11/83
44	Saskatchewan at BC	Aug 13/92
42	Montréal vs Hamilton	Oct 20/56
42	Ottawa vs Toronto	Aug 19/58
42	Calgary vs Saskatchewan	Oct 10/59
41	Winnipeg at Ottawa	Oct 3/81
40	Edmonton vs Ottawa	Aug 19/04
40	BC vs Toronto	Aug 11/94
40	Edmonton vs Saskatchewan	Jul 31/91

### Other Clubs:

<b>(Team Record)</b>	
Toronto	36 2017
Hamilton	35 1996

### Most First Downs by Pass, Season

319	Calgary	1995	292	Edmonton	1983
318	BC	1991	289	Calgary	1993

### Most First Downs by Pass, Single Game

30	Edmonton vs Hamilton	Sep 11/83
----	----------------------	-----------

### Most First Downs by Rush, Season

272	Edmonton	1995	223	Winnipeg	1991
-----	----------	------	-----	----------	------

### Most First Downs by Rush, Single Game

31	Ottawa vs Toronto	Aug 19/58
----	-------------------	-----------

### Most First Downs by Penalty, Season

51	Saskatchewan	1991	50	Edmonton	2015
----	--------------	------	----	----------	------

# CFL RECORD BOOK - REGULAR SEASON TEAM RECORDS TO 2022

## RUSHING

(See Scoring Section for Rushing TDs)

### Most Rushing Attempts, Season

738	Edmonton	1958	685	Winnipeg	1957
726	Winnipeg	1958	<b>Since 1967:</b>		
722	Edmonton	1957	560	Edmonton	1989

### Most Rushing Attempts, Single Game

67	Edmonton at Winnipeg	Aug 25/51
65	Hamilton vs Ottawa	Oct 15/55
65	Winnipeg vs Edmonton	Oct 6/56
<b>Since 1967:</b>		
57	Hamilton vs Ottawa	Nov 1/69

### Most Rushing Yards, Season

4,345	Edmonton	1957	3,744	Winnipeg	1957
4,043	Winnipeg	1960	3,722	Edmonton	1958
3,957	Winnipeg	1958	3,678	Ottawa	1960

### Highest Avg. Rushing Yards Per Game, Season

271.6	Edmonton	1957	254.6	Ottawa	1961
262.7	Ottawa	1960	252.7	Winnipeg	1960

### Most Rushing Yards, Single Game

468	Ottawa at Montréal	Oct 10/60
464	Ottawa vs Toronto	Aug 19/58
441	Edmonton at Calgary	Sep 15/51
433	Toronto vs Montréal	Nov 2/57
421	Winnipeg vs BC	Aug 28/58
420	Edmonton at BC	Oct 22/56
419	Edmonton at BC	Sep 6/58
414	Winnipeg vs Calgary	Oct 1/60
410	Ottawa vs Hamilton	Sep 30/61
406	Edmonton vs Calgary	Oct 12/57
405	Winnipeg at Calgary	Sep 14/57

#### Other Clubs:

<b>(Team Record)</b>	
BC	347 1969
Calgary	387 1962
Hamilton	397 1963
Montréal	390 1955
Saskatchewan	380 1962

#### Since 1967:

393	Winnipeg at BC	Aug 21/09
388	Ottawa vs Saskatchewan	Oct 6/91

### Highest Average Yards Per Attempt, Season

6.75	Birmingham	1995	6.58	Ottawa	1983
6.58	Winnipeg	2010	6.57	Edmonton	1999

### Most Yards Passing, Season

6,714	BC	1991	6,346	Saskatchewan	1992
6,494	Calgary	1993	6,335	BC	2004
6,398	Calgary	1995	6,326	Montréal	2004
6,390	Toronto	1998	6,319	Sacramento	1993

### Highest Avg. Passing Yards Per Game, Season

373.0	BC	1991	361.9	Montréal	1956
367.9	Edmonton	1983	360.8	Calgary	1993

### Most Passing Yards, Single Game

713	Winnipeg vs Edmonton	Jul 14/94
601	BC vs Toronto	Aug 12/93
595	Edmonton vs Winnipeg	Aug 7/97
586	Montréal vs Hamilton	Oct 16/54
582	BC vs Edmonton	Oct 12/91
581	BC vs Ottawa	Aug 6/04
572	Hamilton vs Saskatchewan	Oct 15/62
561	Montréal at Hamilton	Sep 29/56
558	Saskatchewan at BC	Aug 13/92
556	Calgary at Ottawa	Aug 6/93
555	Edmonton vs Montréal	Oct 15/83
553	Calgary vs Saskatchewan	Sep 29/68
551	Las Vegas at Ottawa	Sep 3/94
547	Calgary at Saskatchewan	Oct 23/93
546	Saskatchewan vs Calgary	Oct 23/93
546	Calgary vs Edmonton	Sep 4/95

### Combined Pass Yards

Oct 23/93	1,093
(SSK 546, CGY 547)	
Jul 14/94	1,045
(WPG 713, BHM 332)	

#### Other Clubs:

<b>(Team Record)</b>	
Ottawa	543 2016
Toronto	524 1960

### Highest Avg. Passing yards per attempt, Season

11.0	Ottawa	1963	10.4	Ottawa	1967
------	--------	------	------	--------	------

### Most Consecutive Games with a Touchdown Pass

36	Montréal	Sep 25/54 to Aug 20/57	(Etcheverry, Coulter)
36	Edmonton	Sep 25/61 to Sep 2/63	(Parker, Getty + 3)
30	BC	Aug 5/11 to Oct 26/12	(Lulay, Jackson, Reilly)
30	Calgary	Aug 9/12 to Oct 26/13	(Glenn, Tate, Mitchell)

## PASSING

### Most Pass Attempts, Season

814	Birmingham	1995	773	Saskatchewan	1993
793	Saskatchewan	1990	771	Hamilton	1995
792	Saskatchewan	1992	766	Ottawa	1987
782	Saskatchewan	1991	759	Calgary	1993

### Most Pass Attempts, Single Game

65	Saskatchewan vs Edmonton	Sep 15/91
64	Hamilton at Birmingham	Jul 15/95
63	Calgary at Saskatchewan	Aug 7/92
62	Saskatchewan vs Toronto	Jul 29/83
62	Edmonton at Saskatchewan	Jul 7/95
62	Saskatchewan at Montréal	Aug 6/10
61	Toronto vs Hamilton	Nov 8/92
60	Calgary vs Winnipeg	Jul 16/87
60	Saskatchewan at Edmonton	Jul 15/92
60	Saskatchewan at BC	Aug 13/92
60	Calgary at Edmonton	Sep 10/04
59	BC at Ottawa	Aug 28/90
59	Saskatchewan vs Hamilton	Oct 18/84

### Combined Attempts

Sep 8/91	108
(WPG 56, SSK 52)	
Jul 15/95	106
(HAM 64, BHM 42)	

#### Other Clubs: (Team Record)

Montréal	55 2010
Ottawa	55 2018
Winnipeg	56 2002

### Most Pass Completions, Season

499	Ottawa	2015	482	Edmonton	2005
496	Toronto	1998	480	Hamilton	2016
495	Montréal	2008	470	BC 1991, Edmonton 2016	

### Most Pass Completions, Single Game

46	Ottawa vs Montréal	Oct 1/15
44	Montréal at Hamilton	Oct 4/08
44	Ottawa vs Montréal	Aug 11/18
41	Winnipeg at Ottawa	Oct 3/81
41	Saskatchewan at Toronto	Oct 10/93
40	Edmonton vs Toronto	Aug 20/05
40	Ottawa at Edmonton	Jun 25/16
40	Toronto vs Ottawa	Jul 24/17
39	Ottawa vs Toronto	Sep 7/19
39	Ottawa vs Calgary	Jul 8/16
39	Toronto vs Winnipeg	Oct 24/13
39	Winnipeg vs BC	Oct 27/02

### Combined Completions

Sep 8/91	71
(HAM 27, MTL 44)	
Oct 1/15	70
(OTT 46, MTL 24)	

#### Other Clubs: Team Record

BC	38 2008
Calgary	37 1981
Hamilton	37 1996, 2012

### Highest Completion Pct., Season

71.6	Montréal	2009	70.6	Toronto	2013
71.5	Saskatchewan	2019	70.4	Toronto	2017
71.4	Hamilton	2019	70.4	Toronto	2015
71.0	Edmonton	2016	70.3	Winnipeg	2016

### Highest Completion Pct., Single Game (Min. 20 Atts)

92.3	Calgary at Toronto	Jun 23/18	(24/26)
90.5	Edmonton vs Ottawa	Aug 19/74	(19/21)
90.3	Ottawa at Toronto	Jul 13/16	(28/31)
90.0	Hamilton vs Montréal	Jul 21/12	(27/30)
88.9	Ottawa at Toronto	Aug 23/15	(32/36)
88.5	Toronto at Winnipeg	Jul 19/13	(23/26)
88.2	BC vs Montréal	Sep 28/19	(30/34)

### Less than 20 Pass Attempts:

100.0	Ottawa at Toronto	Oct 5/80	(15/15)
93.3	Saskatchewan vs Montréal	Sep 5/66	(14/15)

#### Other Clubs: Team Record (Min. 20 Att)

MTL	86.8 2007
SSK	85.7 2021
WPG	88.0 2015

### Most Interceptions Thrown, Season

45	Saskatchewan	1959	43	Saskatchewan	1990
45	Calgary	1972	42	Ottawa	1986
45	Hamilton	1990	42	Montréal	1986

### Most Interceptions Thrown, Single Game

8	Saskatchewan at Ottawa	Sep 22/74
7	Many times (latest: SSK at MTL Oct 11/99)	

### Fewest Interceptions Thrown, Season

6	Montréal	2009	9	4x: latest Hamilton	2021
8	Montréal	2000			

### Lowest Interception Pct., Season (Ints per attempt)

0.95	Montréal	2009	1.46	Toronto	2013
1.43	Montréal	2011	1.51	Saskatchewan	2016

### Highest Passing Efficiency, Season (QB Rating)

114.3	BC	2004	111.2	Toronto	2013
114.0	BC	2003	109.3	Montréal	2009



# CFL RECORD BOOK - REGULAR SEASON TEAM RECORDS TO 2022

## QB SACKS ALLOWED

### Fewest Quarterback Sacks Allowed, Season (Since 1978)

7	Hamilton	1999	14	Hamilton	2001
10	Hamilton	2004	15	Hamilton	1998
13	Calgary	1980	15	Hamilton	2002

### Most Quarterback Sacks Allowed, Season (Since 1978)

103	Toronto	1986	79	Ottawa	1987
93	Toronto	1993	79	Edmonton	1986
82	Ottawa	1988	79	Ottawa	1994

### Most Quarterback Sacks Allowed, Single Game

13	Toronto vs Edmonton	Aug 18/93
12	Montréal at BC	Sep 16/06
11	Edmonton vs Calgary	Jun 24/86
11	Toronto vs Calgary	Oct 13/86

## CONVERTS & FIELD GOALS

### Most 1-Pt Convert Attempts, Season

80	Calgary	1994	75	Edmonton	1991
77	Toronto	1990	72	Winnipeg	1994
77	Toronto	1997	70	2x - Latest Calgary	2010

### Most 1-Pt Converts Made, Season

80	Calgary	1994	<b>Other Clubs:</b>		
77	Toronto	1997	BC	67	1991
76	Toronto	1990	Hamilton	63	1999
75	Edmonton	1991	Montréal	63	2002
72	Winnipeg	1994	Saskatchewan	58	2007

### Most 1-Pt Convert Attempts, Single game

12	Montréal vs Hamilton	Oct 20/56	Att/Md	9-of-12
10	Hamilton vs Saskatchewan	Oct 15/62		7-of-10

### Most Consecutive 1-Pt Converts Made

905	Winnipeg	1993 to 2014	From / To	Jul 29/93 to Jul 11/14
823	Saskatchewan	1990 to 2009		Sep 30/90 to Aug 7/09
756	Montréal	1982-86, 1996-08		Sep 12/82 to Jul 25/08
464	Calgary	1974 to 1988		Oct 27/74 to Oct 16/88

### Since 2015: (From 32 yards)

82	Winnipeg	2015 to 2017		Nov 7/15 to Sep 30/17
----	----------	--------------	--	-----------------------

### Most Field Goal Attempts, Season

74	Hamilton	1989	72	Saskatchewan	1990
73	Edmonton	1977	70	Winnipeg	2017
72	Baltimore	1995	69	2x: CGY (1990), EDM (1975)	

### Most Field Goal Attempts, Single Game

9	Winnipeg vs Toronto	Oct 11/81	7-of-9
9	BC vs Ottawa	Nov 5/83	6-of-9
9	Saskatchewan at Ottawa	Jul 29/84	8-of-9
9	Edmonton vs BC	Nov 1/87	5-of-9
9	Hamilton at Ottawa	Sep 22/96	8-of-9

**Note:** Does not include FG attempts missed deliberately by Coach's Decision.

### Most Field Goals Made, Season

60	Winnipeg	2016	<b>Other Clubs:</b>		
59	Saskatchewan	1990	Montréal	55	2009
57	Baltimore	1995	Toronto	55	1991
56	San Antonio	1995	Hamilton	54	1989
56	Calgary	2006	BC	52	2010
56	Calgary	2016	Ottawa	51	2018
56	Winnipeg	2017	Edmonton	50	1977

### Most Field Goals Made, Single Game

8	Saskatchewan at Ottawa	Jul 29/84	Att/Md	8-of-9	<b>Other Clubs:</b>
8	Saskatchewan vs Edmonton	Jul 23/88		8-of-8	BC 7 (2x)
8	Calgary vs Saskatchewan	Aug 5/96		8-of-8	EDM 7 (19)
8	Hamilton at Ottawa	Sep 22/96		8-of-9	MTL 7 (4x)
					OTT 7 (4x)
					TOR 7 (4x)
					WPG 7 (5x)

### FGs Made from 50+ yards, Game:

3	Toronto vs BC	Aug 14/09	51,51,52
2	Many x: last L.Ward	Oct 29/22	51, 51

### Highest Field Goal Pct. Made, Season

98.1	Ottawa	2018	<b>Other Clubs: (Team Rec)</b>	Saskatchewan	90.6	1993
94.7	Calgary	2013		Toronto	90.4	2014
94.3	BC	2011		Montréal	90.0	2013
93.8	Edmonton	2016		Winnipeg	89.6	2018
93.0	Calgary	2012		Hamilton	89.4	2015

## CONVERTS & FIELD GOALS

### Most Field Goal Made Yards, Single Game

286	Calgary vs Saskatchewan	Aug 5/96	8-of-8 (LG: 52)
276	BC vs Toronto	Sep 6/85	7-of-8 (LG: 46)
275	Saskatchewan at Ottawa	Jul 29/84	8-of-9 (LG: 50)

### Longest Field Goal Made (yards)

62*	Saskatchewan vs Edmonton	Oct 27/01	Site	Taylor Field
60	Saskatchewan vs Winnipeg	Sep 6/87		Taylor Field

**Note:** This record is under review as video evidence provided by the team in 2022 indicates the actual distance is closer to 63 yards.

### Longest Field Goal Attempted (yards)

71	Edmonton at Saskatchewan	Oct 16/77	Site	Taylor Field
70	Calgary at Winnipeg	Sep 7/80		Winnipeg Stadium
68	Las Vegas at Saskatchewan	Oct 23/94		Taylor Field
67	Winnipeg vs Toronto	Sep 7/97		CanadInns Stadium

### Longest legitimate FG attempts in CFL history

(i.e. not for field position or kicks to avoid short punts into high winds)

### Most Field Goals Missed, Single Game

6	Calgary vs Saskatchewan	Aug 17/66	1-of-7
---	-------------------------	-----------	--------

## PUNTS & KICKOFFS

### Most Punts, Season \*

188	Winnipeg	1988	170	Saskatchewan	1987
175	Winnipeg	1989	170	Toronto	1989
174	Hamilton	1986	168	3x: last Ottawa	1988

**Note:** *Published Team Punting totals from 1968-1984 included Missed FG Atts (Excluded here as they are different statistical categories)*

### Most Punts, Single Game

19	Saskatchewan at Calgary	Sep 3/51	<b>Other Clubs:</b>		
18	Saskatchewan vs Winnipeg	Sep 14/63	<b>Team Record</b>		
16	Ottawa vs Hamilton	Sep 14/58	BC	15	1
16	Saskatchewan vs Calgary	Sep 15/58	Edmonton	15	1
16	Winnipeg vs Montréal	Jul 24/03	Hamilton	15	1
16	Toronto vs Montréal	Jul 3/04	Montréal	15	1
			Calgary	14	1

### Most Punting Yards, Season

8,214	Winnipeg	1988	7,425	Winnipeg	1989
8,004	Toronto	1986	7,354	Hamilton	1957

### Most Punting Yards, Single Game

814	Saskatchewan at Calgary	Sep 14/63
785	Hamilton at Ottawa	Oct 30/54
759	Saskatchewan vs BC	Oct 30/83
744	Toronto vs Montréal	Jul 3/04

### Highest Punting Average, Season

50.2	BC	1983	48.8	Saskatchewan	2019
50.1	Winnipeg	2005	48.5	Toronto	1986
49.3	BC	2016	48.4	Hamilton	1971

### Highest Punting Average, Single Game (Min. 4 punts)

64.7	Hamilton at Calgary	Jul 17/08	(7 for 453 yds)
63.5	Hamilton at Winnipeg	Jul 5/02	(4 for 254 yds)
62.4	BC vs Hamilton	Aug 13/16	(7 for 437 yds)
60.2	Saskatchewan vs Calgary	Aug 14/83	(6 for 372 yds)

### Highest NET Punting Average, Season

41.5	Calgary	2021	39.5	Montréal	2006
40.7	Ottawa	2021	39.1	Ottawa	2019
40.7	Baltimore	1995	39.0	Montréal	2007

### Most Punt Singles, Season (Since 1950)

22	Saskatchewan	1951	22	Toronto	1986
22	Saskatchewan	1956	19	Sask (1952), Wpg (1950)	

### Most Kickoffs, Season

130	Montréal	2009	117	Edmonton	1991
126	BC	1991	114	Toronto	1991
124	Toronto	1990	113	Toronto	1997
121	Edmonton	1990	113	Edmonton	1989

### Most Kickoffs, Single Game

12	Toronto vs BC	Sep 1/90
12	Toronto vs BC	Jul 16/92
12	Saskatchewan at Winnipeg	Sep 13/09
11	9x: Latest BC vs SSK	Oct 9/15

## CFL RECORD BOOK - REGULAR SEASON TEAM RECORDS TO 2022

### KICKING & KICK RETURNS

#### Most Kickoff Yards, Season

8,269	Montréal	2009	6,613	Toronto	1990
6,715	Calgary	2009	6,579	Saskatchewan	2009
6,650	Toronto	1997	6,510	Calgary	2010

#### Most Kickoff Yards, Single Game

784	Saskatchewan at Winnipeg	Sep 13/09	(12 for 784)
749	Toronto vs BC	Jul 16/92	(12 for 749)
727	Montréal at Toronto	Nov 7/09	(11 for 727)

#### Highest Kickoff Avg. Yards, Season

73.0	Montréal	2018	Other Clubs: (Team Rec)
69.5	Montréal	2019	Hamilton 66.7 2022
68.7	Toronto	2022	Calgary 65.7 2016
68.3	Montréal	2017	BC 65.3 2018
67.2	Winnipeg	2019	Saskatchewan 65.0 2013
67.1	Montréal	2016	Edmonton 64.7 2012
			Ottawa 64.2 2016

#### Most Kickoff Singles, Season

9	Toronto	1983	6	Winnipeg	2015
7	Toronto	1984	6	Winnipeg	2017
6	Saskatchewan	1985	6	Saskatchewan	1982

#### Most Punt Returns, Season

168	Calgary	1970	151	Ottawa	1974
154	Calgary	1968	149	Edmonton	1982
151	Montréal	1954	148	Montréal	1974

#### Most Punt Returns, Single Game

17	Saskatchewan vs Edmonton	Aug 27/51
17	Calgary vs Saskatchewan	Sep 14/63
16	Hamilton at Ottawa	Oct 30/54
16	Winnipeg vs Saskatchewan	Sep 12/55
16	Montréal at Hamilton	Nov 5/55
16	Saskatchewan at BC	Oct 31/81

#### Most Punt Return Yards, Season

1,606	Montréal	1975	1,568	Montréal	1976
1,598	Calgary	2017	1,557	BC	1986
1,583	BC	1980	1,491	BC	1984

#### Most Punt Return Yards, Single Game

285	Calgary at Hamilton	Aug 2/91	(9 for 285 yds)
269	Edmonton vs Calgary	Jun 27/87	(11 for 269 yds)
246	Edmonton vs Calgary	Nov 7/93	(11 for 246 yds)
236	Montréal vs Toronto	Aug 23/76	(12 for 236 yds)
232	Edmonton vs Ottawa	Jul 17/91	(8 for 232 yds)
229	2x: Ottawa at Montréal	Nov 3/02	(11 for 229 yds)

#### Highest Punt Return Average, Season

15.4	Calgary	2017	Other Clubs: (Team Rec)
15.2	Montréal	1975	Ottawa 12.7 2021
14.3	BC	1980	Toronto 12.6 2003
14.2	Edmonton	1991	Winnipeg 13.0 2016
13.9	Hamilton	2012	
13.8	Saskatchewan	2005	

#### Most Punt Return Touchdowns, Season

5	Edmonton	1987	Other Clubs: (Team Rec)
5	Hamilton	1988	BC 4 1987
5	Edmonton	1991	Ottawa 4 1995
5	Edmonton	1994	Toronto 4 2004
5	Hamilton	2012	Winnipeg 4 2004
5	Hamilton	2012	Saskatchewan 3 1958
5	Calgary	2017	Montréal 3 2019

#### Most Punt Return TDs, Single Game

2	Hamilton at Toronto	Sep 20/59
2	Saskatchewan vs BC	Oct 30/77
2	Edmonton vs Calgary	Jun 27/87
2	Calgary at Edmonton *	Sep 6/91
2	Edmonton vs Calgary *	Sep 6/91
2	Hamilton vs Edmonton	Sep 17/93
2	Edmonton vs Calgary	Nov 7/93
2	Edmonton vs Las Vegas	Aug 25/94
2	Edmonton at Winnipeg	Sep 20/96
2	Saskatchewan vs Winnipeg	Sep 5/99
2	Montréal vs Edmonton	Aug 2/02
2	Winnipeg vs Calgary	Aug 8/19

#### Note:

Calgary and Edmonton combined for 4 punt return TDs in the same game (Sep 6/91).

### KICKING & KICK RETURNS

#### Most Kickoff Returns, Season

127	BC	1992	115	Saskatchewan	1990
126	BC	1991	115	Toronto	2009
118	BC	1989	113	Calgary	1990

#### Most Kickoff Return Yards, Season

2,761	Calgary	1990	2,404	Toronto	2011
2,591	BC	1991	2,371	Toronto	2009
2,529	BC	1989	2,349	Winnipeg	1998

#### Highest Kickoff Return Average, Season

28.1	Edmonton	1973	Other Clubs: (Team Rec)
27.4	Saskatchewan	1972	Calgary 27.1 2002
27.4	Montréal	1983	Ottawa 26.7 1963
27.3	Edmonton	1976	Hamilton 26.3 1966
27.2	Winnipeg	1974	BC 26.2 1980
27.2	Winnipeg	1958	Toronto 24.7 1961

#### Most Kickoff Return Touchdowns, Season

4	Toronto	2003
3	Las Vegas	1994

#### Most Kickoff Returns, Single Game

12	BC at Toronto	Sep 1/90
12	BC at Toronto	Jul 16/92
11	11x - Latest SSK at BC	Oct 11/15

#### Most Kickoff Return Yards, Single Game

326	Toronto vs Montréal	Nov 7/09	11/326 yds, LG 84
305	Saskatchewan at BC	Oct 3/15	11/305 yds, LG 48
297	Toronto vs BC	Sep 2/11	8/297 yds, LG 91
294	Toronto at Edmonton	Aug 9/03	10/294 yds, LG 95
279	Montréal at Toronto	Oct 30/60	10/279 yds, LG 102
279	Ottawa vs Montréal	Sep 23/21	10/279 yds, LG 75

#### Kickoff Return TDs, Single Game

2	Edmonton	Oct 23/99	5/247 yds, 2 TD
---	----------	-----------	-----------------

#### Most Missed FG Returns, Season (Since 1986)

13	Edmonton	1998	12	BC	1993
13	Winnipeg	2007	12	Winnipeg	1999

#### Most Missed FG Return Yards, Season (Since 1986)

538	Montréal	2003	391	Toronto	1997
464	Toronto	2010	391	Edmonton	1998
424	Montréal	2006	384	Hamilton	2010

#### Most Missed FG Return TDs, Season (Since 1986)

2	Montréal (3x)	2003, 2004, 2010	Hamilton (3x)	'10, '16, '19
2	Toronto (3x)	2004, 2007, 2010		

#### Most Missed FG Returns, Single Game

4	Edmonton at Saskatchewan	Sep 28/97	4/45 yds, LG 23
4	Ottawa vs BC	Aug 30/02	4/97 yds, LG 34

#### Most Missed FG Return Yards, Single Game

189	Saskatchewan vs BC	Jul 14/12
176	Montréal at Hamilton	Aug 16/03
155	Hamilton at Winnipeg	Jul 2/10

#### Most TOTAL Kick Return Yards, Season

4,460	Calgary	1990	Punt	K/O	FGM
3,918	Winnipeg	1998	1,443	2,761	256
3,805	Calgary	1991	1,292	2,349	277
3,658	Edmonton	1991	1,466	2,297	62
3,658	Saskatchewan	1989	1,461	2,028	169
3,648	Toronto	2008	1,372	2,122	164
			1,111	2,280	257

#### Most TOTAL Kick Return Yards, Single Game

428	Calgary at Toronto	Jul 7/12	Punt	K/O	FGM
413	Calgary at Edmonton	Sep 6/91	70	222	136
410	BC at Hamilton	Aug 3/89	162	229	22
399	Montréal vs Ottawa	Aug 12/75	153	257	0
395	Edmonton vs Hamilton	Jul 17/04	207	192	0
391	Saskatchewan at Edmonton	Aug 4/88	151	140	104
386	Edmonton vs Winnipeg	Oct 26/75	110	236	45
386	Ottawa at Montréal	Aug 2/19	62	208	116
			193	187	6

# CFL RECORD BOOK - REGULAR SEASON TEAM RECORDS TO 2022

## KICK RETURNS

### Most TOTAL Kick Return TDs, Season

7	Toronto	2003	6	Edmonton	1994
7	Toronto	2004	6	Hamilton	1988
6	Edmonton	1987	6	Hamilton	2012
6	Calgary	1990	5	5x: Hamilton	2019

### Most TOTAL Kick Return TDs, Single Game

3	Edmonton vs Winnipeg	Oct 26/75	Punt 1, K/O 1, FGM 1
3	Calgary at Edmonton	Sep 6/91	Punt 2, K/O 1
2	Many times - latest: Winnipeg vs Calgary	Aug 8/19	Punt 2

## PENALTIES & TURNOVERS

### Most Penalties, Season

265	Montréal	2004	238	BC	1995
255	Hamilton	2004	236	Saskatchewan	2015
252	Montréal	2003	231	Ottawa	1994
241	BC	1994	231	Calgary	2007
241	Calgary	2004	230	3x: last Ottawa	2004

### Most Penalty Yards, Season

2,121	BC	1994	1,999	Saskatchewan	2015
2,096	Hamilton	2004	1,978	Calgary	2007
2,008	BC	1995	1,977	Winnipeg	1996

### Most Penalties, Single Game

27	Hamilton vs Winnipeg	Jul 9/92
24	BC at Calgary	Jul 21/95
24	Saskatchewan at Toronto	Aug 8/15
23	Edmonton vs Saskatchewan	Jul 15/92
23	BC at Edmonton	Jul 10/97
23	Hamilton vs Toronto	Sep 6/04
23	Edmonton vs BC	Jul 7/06
23	Toronto at Edmonton	Oct 30/09
22	13x: Sask vs Ham	Aug 14/21

### Other Clubs: (Team Rec)

Calgary	22 (4x)
Ottawa	21 (2x)
Montréal	21 (3x)
Winnipeg	22 (2x)

### Most Penalties, Single Game (Both Teams)

46	Hamilton vs Winnipeg	Jul 9/92	Ham 27, Wpg 19
43	Toronto vs Saskatchewan	Aug 8/15	Tor 19, Ssk 24
42	Edmonton vs Montréal	Jun 21/03	Edm 22, Mtl 20
42	Calgary vs Edmonton	Sep 1/03	Cgy 22, Edm 20
41	Montréal vs Edmonton	Aug 2/02	Mtl 20, Edm 21
41	Toronto vs Edmonton	Jun 27/15	Tor 19, Edm 22

### Most Penalty Yards, Single Game

265	Hamilton vs Winnipeg	Jul 9/92	BC	223	2005
257	Toronto vs Hamilton	Sep 8/12	Montréal	205	2011
256	Hamilton vs Toronto	Sep 6/04	Saskatchewan	206	1993
255	Ottawa vs Hamilton	Aug 19/04	Winnipeg	215	2001
238	Hamilton vs Toronto	Oct 10/77			
237	Calgary at Ottawa	Sep 22/02			
228	Ottawa at Toronto	Aug 23/15			
227	Edmonton vs BC	Jul 7/06			

### Other Clubs: (Team Rec)

BC	223	2005
Montréal	205	2011
Saskatchewan	206	1993
Winnipeg	215	2001

### Most Penalty Yards, Single Game (Both Teams)

445	Hamilton vs Winnipeg	Jul 9/92	Hm 265, Wp 180
422	Shreveport vs Winnipeg	Aug 5/95	Shr 224, Wp 198
408	Hamilton vs Toronto	Sep 6/04	Hm 256, To 152
408	Toronto vs Hamilton	Sep 8/12	Tor 257, Ham 151

## TURNOVERS

### Fewest Turnovers Committed, Season (Since 1966)

23	BC	2012	25	Calgary	2022
23	Winnipeg	2022	26	Calgary	2016
25	Calgary	2017	27	Calgary	2013
25	Saskatchewan	2019		Note: Min. 16-game season	

### Most Consecutive Games Without a Turnover

4	BC	Aug 17/14 - Sep 13/14
3	Many times: Last Saskatchewan	Sep 14 - Oct 5, 2019

### Most Consecutive Games Without an Interception

8	Saskatchewan	2013	Jun 29/13 - Aug 24/13
8	Toronto	2012-13	Nov 1/12 - Aug 18/13
7	Hamilton	2021	Sep 17/21 - Nov 5/21
7	Edmonton	2016-17	Oct 22/16 - Jul 20/17
6	Winnipeg	2007	Jul 19/07 - Sep 2/07
6	Saskatchewan	2014	Aug 2/14 - Sep 7/14

## PENALTIES & TURNOVERS

### Most Turnovers (Giveaways), Season (Since 1966)

84	Calgary	1987	81	Calgary	1988
81	Montréal	1986	80	Hamilton	1990
81	Hamilton	1987	80	Shreveport	1994

### Most Turnovers Forced (Takeaways), Season (Since 1966)

89	Winnipeg	1990	81	Toronto	1988
87	Edmonton	1995	80	Hamilton	1985
84	Edmonton	1989	80	Ottawa	1990
82	Winnipeg	1987	78	BC (86), Hamilton (92)	

### Most Turnovers, Single Game

			Fum	Int	Dns
13	Toronto at Winnipeg	Jul 20/90	4	7	2
12	Saskatchewan at Calgary	Sep 16/75	3	7	2
11	Saskatchewan vs Hamilton	Oct 14/84	2	6	3
11	Winnipeg at Hamilton	Jul 12/86	2	7	2
11	Hamilton at Montréal	Aug 6/82	2	6	3
11	Montréal vs Ottawa	Oct 22/72	4	6	1
11	Calgary vs Saskatchewan	Sep 20/69	6	2	3
10	18x: Calgary at Toronto	Jul 12/07			

### Most Turnovers, Single Game (Both Teams)

20	Hamilton vs Ottawa	Oct 23/71	Ham 10, Ott 10
19	Winnipeg vs Toronto	Jul 20/90	Wpg 6, Tor 13

### Fewest Turnovers Forced (Takeaways), Season (Since 1966)

22	Ottawa	2017	23	BC	2017
----	--------	------	----	----	------

### 14-Game Season:

16	Edmonton	2021
----	----------	------

### Highest Turnover Ratio, Season (Since 1966)

		Take	Give
+41	Edmonton	1981	72 (31)
+40	Edmonton	1989	84 (44)
+38	Edmonton	1995	87 (49)
+33	BC	2006	71 (28)
+32	Montréal	2009	63 (31)
+31	Hamilton	1972	64 (33)
+29	Winnipeg	1987	82 (53)
+29	Winnipeg	2016	59 (30)
+28	Montréal	1996	62 (34)
+28	Montréal	2004	63 (35)

### Worst Turnover Ratio, Season (Since 1966)

		Take	Give
-36	Montréal	1981	37 (73)
-36	Hamilton	1995	40 (76)
-35	Shreveport	1994	45 (80)
-32	Saskatchewan	1979	36 (68)
-30	Winnipeg	1999	38 (68)

### Fewest Interceptions Thrown, Season

6	Montréal	2009	9	Montréal	1999
8	Montréal	2000	9	Toronto	2013
9	Winnipeg	1962	9	Hamilton	2021

### Most Interceptions Thrown, Season

45	Saskatchewan	1959	43	Saskatchewan	1990
45	Calgary	1972	42	Ottawa	1986
45	Hamilton	1990	42	Montréal	1986

### Fewest Fumbles Lost, Season

6	Toronto	1970	6	Montréal	2019
6	BC	2014	6	Winnipeg	2022
6	Toronto	2015			

14-Game Season: Saskatchewan 3 (2021); BC 5 (2021)

### Most Fumbles Lost, Season

36	BC	1956	33	Calgary	1955
34	BC	1960	33	Calgary	1956
34	Edmonton	1991	33	Hamilton	1957

### Fewest Fumbles, Season (Min. 16 games)

10	BC	1966	12	BC	1963
11	Toronto	1970	12	Winnipeg	1979
11	Hamilton	1973	12	Winnipeg	2022

14-Game Season: Saskatchewan 8 (2021); Hamilton 10 (2021)

### Most Fumbles, Season

62	Hamilton	1957	55	Hamilton	1956
56	Ottawa	1957	55	Toronto	1957

## CFL RECORD BOOK - REGULAR SEASON TEAM RECORDS TO 2022

### TURNOVERS

#### Most Fumbles, Single Game

11	Baltimore at Sacramento	Nov 5/94
9	Ottawa at Hamilton	Oct 23/71
9	BC at Winnipeg	Aug 18/95

#### Most Fumbles Lost, Single Game

8	Ottawa at Hamilton	Oct 23/71
6	10x: Latest Ham at Mtl	Aug 16/97

#### Most Turnovers on Downs, Season

25	Ottawa	1988	24	Calgary	1987
----	--------	------	----	---------	------

### DEFENSIVE STATISTICS

#### Fewest Avg. Yards Allowed (18 Gms)

254.9	Edmonton	1989	267.9	BC	1987
266.3	Toronto	1997	270.6	Toronto	1987

#### Fewest Yds Net Offence Allowed, Game

			Rush	Pass	TL
35	Winnipeg at Calgary	Aug 30/54	-23	58	0
43	Montréal vs Ottawa	Aug 25/73	83	50	-90

#### Fewest Tot TDs Allowed, Season (Min 18 GP)

			Min. 16 Games:		
27	BC	2014	18	BC	1964
28	Edmonton	1989	19	Saskatchewan	1970
29	3x - Latest EDM	2014	19	Montréal	1977

#### Fewest Off. TDs Allowed, Season (Min 18 GP)

			Min. 16 Games:		
24	BC	2014	16	Saskatchewan	1970
25	Toronto	1999	17	BC	1964
25	Toronto	2007	18	Calgary	1970

#### Fewest Rush TDs Allowed, Season (Min 18 GP)

3	Toronto	1988
4	6x - latest Calgary	2015

#### Fewest Pass TDs Allowed, Season (Min 18 GP)

			Min. 16 Games:		
11	Calgary	2018	7	3x - WPG	1985
13	Toronto	2006			

#### Most Interceptions Made, Season

48	Winnipeg	1990	43	Hamilton	1986
46	Hamilton	1985	42	BC	1983
44	BC	1986	42	Toronto	1990

#### Most Interceptions Made, Single Game

8	Ottawa vs Saskatchewan	Sep 22/74
7	20x: Latest: MTL vs SSK	Oct 11/99

#### Most Interceptions Made, Single Game (Both teams)

11	Toronto vs Calgary	Jul 8/82	Tor 5, Cgy 6
----	--------------------	----------	--------------

#### Most Interception Return Yards, Season

894	Toronto	2006	726	BC	1983
786	Hamilton	1985	712	BC	2006
733	Toronto	1990	692	Winnipeg	1991

#### Most Interception Return Yards, Game

			Int / Yds/ TD
291	Saskatchewan vs Calgary	Aug 27/72	4 for 291 yds, 2 TD
247	Edmonton at Toronto	Sep 26/10	6 for 247 yds, 1 TD
217	Calgary vs Edmonton	Jul 5/00	5 for 217 yds, 2 TD
205	Calgary vs Winnipeg	Sep 1/71	5 for 205 yds, 1 TD

#### Most Interception Return Touchdowns, Season

8	Saskatchewan	2018
7	Toronto	2006
6	9x: last Hamilton	2015

#### Most Interception Return Touchdowns, Game

			TD Returns
3	Edmonton at Saskatchewan	Jul 26/78	27, 23 & 41 yds
3	Toronto vs Hamilton	Oct 7/00	22, 34 & 23 yds

#### Most Opponent Fumbles Recovered, Season (Fumble Returns)

41	Hamilton	1992
39	Edmonton	1995
36	Saskatchewan	1956
34	5x: Latest: SSK	1992

### DEFENSIVE STATISTICS

#### Most Opponent Fumbles Recovered, Single Game

8	Hamilton vs Ottawa	Oct 23/71
6	Many times (Latest: MTL vs HAM)	Aug 16/97

#### Most Fumble Return Yards, Season

320	Toronto	2018
310	Ottawa	1961
298	Hamilton	1971
287	Saskatchewan	1993

#### Most Fumble Returns Yards, Game

136	Toronto vs Winnipeg	Jul 21/18
108	Saskatchewan vs Edmonton	Sep 20/09
108	Montréal vs Toronto	Jul 15/11
107	Calgary vs Saskatchewan	Oct 30/88
106	Hamilton at Edmonton	Aug 21/15
104	Ottawa vs Calgary	Jul 7/84

#### Most Fumble Return Touchdowns, Season

7	Hamilton	1971	6	Winnipeg	1987
6	Toronto	1950	6	Calgary	1991
6	Saskatchewan	1959	6	Winnipeg	1998
6	Ottawa	1961	6	Montréal	2002

#### Most Fumble Return Touchdowns, Game

			TD Returns
3	Winnipeg vs BC	Oct 13/60	32, 42 & 2 yds
2	Many x - Latest TOR vs WPG	Jul 21/18	87 & 49 yds

#### Most Quarterback Sacks Made, Season (Since 1978)

85	Calgary	1986	80	Hamilton	1988
84	BC	1986	77	Hamilton	1986
82	BC	1987	75	BC	1986
81	Montréal	1986	75	Winnipeg	1986

#### Most Quarterback Sacks Made, Single Game

			Note:
13	Edmonton at Toronto	Aug 18/93	Recorded since 1978 at the
12	BC vs Montréal	Sep 16/06	team level. Since 1981 on
11	Calgary vs Edmonton	Jun 24/86	an individual player basis.
11	Calgary at Toronto	Oct 13/86	
10	13x - latest: MTL at OTT	Oct 16/21	

#### Most Blocked Kicks, Season

9	BC	1958
8	Edmonton	1986
8	Hamilton	2000
7	Winnipeg	1994
7	Winnipeg	2000

#### Most Blocked Kicks, Single Game

3	Winnipeg vs Saskatchewan	Sep 13/92
2	Many times - Latest: SSK at EDM	Aug 25/17

#### Most Pass Knockdowns, Season (Since 1991)

89	BC	1991	76	Las Vegas	1994
80	Calgary	2016	76	Calgary	1997
78	Winnipeg	2019	74	Toronto	1991

#### Most Pass Knockdowns, Single Game

			Note:
13	Calgary vs Edmonton	Sep 7/98	Recorded since 1991
13	BC at Montréal	Sep 18/21	
12	Calgary vs Hamilton	Oct 4/02	
12	Hamilton at Ottawa	Oct 17/19	
12	Hamilton vs Montréal	Jul 28/22	
11	Calgary vs Winnipeg	Sep 14/03	
11	Memphis vs Birmingham	Sep 24/95	
11	BC vs Calgary	Nov 4/89	
11	Calgary vs Shreveport	Oct 21/94	
11	Toronto vs BC	Aug 27/91	

#### Most Forced Fumbles, Season (Since 1997)

31	Saskatchewan	1991	27	Winnipeg	2004
29	Montréal	2010	27	BC	2008
28	Hamilton	2014			

#### Most Forced Fumbles, Single Game

			Note:
7	Toronto vs Edmonton	Aug 8/04	Recorded since 1997
6	Montréal at Saskatchewan	Oct 22/16	
5	4x: Winnipeg vs Hamilton	Aug 16/12	

# CFL RECORD BOOK - REGULAR SEASON TEAM RECORDS TO 2022

## TEAM POSSESSION RESULTS (ANALYTICS)

(Covering 1,206 games 2006-2019, 2021-2022)

### Highest Time of Possession, Season (Since 1996)

33:38	Calgary	2010	33:04	BC	2012
33:20	Montréal	2009	32:31	Calgary	2013
33:19	Montréal	2021	32:28	Montréal	2011
33:10	Ottawa	2015	32:22	Edmonton	2005

### Highest Time of Possession, Game (Since 1996)

43:22	BC vs Toronto	Oct 05/19
42:14	Calgary vs Toronto	Jul 1/10
41:45	Ottawa at BC	Sep 13/15
41:10	Montréal vs Toronto	Oct 29/10
41:06	Montréal vs Hamilton	Sep 25/09

### Highest TD Drive %, Season

	Poss	TDs
26.4% Winnipeg	2022	220 58
25.0% Montréal	2008	252 63
22.6% Winnipeg	2018	248 56
22.1% Montréal	2019	285 63
21.4% Edmonton	2017	248 53
21.3% Edmonton	2018	272 58

### Highest TD Drive %, Game

	Poss	TDs
70.0% Winnipeg vs Saskatchewan	Sep 10/22	10 7
57.1% BC vs Edmonton	Jun 11/22	14 8
54.5% Winnipeg vs Edmonton	Oct 8/22	11 6
53.8% BC vs Toronto	Oct 5/19	13 7
50.0% Calgary vs Hamilton	Jul 29/17	12 6
50.0% Montréal vs Toronto	Jul 29/10	10 5

### 2nd Down Conversion %, Season

	Atts	Made
56.2% Winnipeg	381	214
54.4% Edmonton	443	241
54.1% Edmonton	429	232
52.8% BC	407	215
52.4% Hamilton	382	200
52.3% Edmonton	415	217

### Highest %, 2nd Down Conversions, Game

	Atts	Made
84.4% Winnipeg at Montreal	Jun 22/18	32 27
80.0% BC at Hamilton	Oct 12/12	25 20
80.0% Montréal vs Toronto	Jul 29/10	30 24
80.0% Winnipeg vs Saskatchewan	Sep 10/22	25 20
80.0% Winnipeg vs Calgary	Aug 25/22	20 16

### Highest Red Zone Drv %, Season

	Year	Opp	TDs
76.7% Calgary	2014	60	46
76.1% Hamilton	2011	46	35
74.0% Calgary	2011	50	37
70.9% BC	2017	55	39
70.9% BC	2022	55	39
70.6% Toronto	2015	51	36

### Highest Red Zone Drive %, Gm

	Date	Opp	TDs
<b>Min. 6 Opportunities:</b>			
86% BC vs Edmonton	Jun 11/22	7	6
86% Winnipeg vs Saskatchewan	Sep 10/22	7	6
<b>Min. 5 Opportunities:</b>			
100% Hamilton vs Montreal	Sep 5/11	5	5
100% Winnipeg at Toronto	Oct 19/12	5	5
100% Hamilton at Edmonton	Aug 21/15	5	5
100% BC vs Winnipeg	Jul 21/17	5	5
100% Calgary vs Hamilton	Jul 29/17	5	5

### Most Red Zone Opps, Season

	TDs	%
78 Montréal	2008	46 59%
78 Montréal	2009	39 50%
70 Calgary	2010	43 61%
70 Calgary	2008	43 61%

### Most Red Zone Opps, Game

	Date	TDs	%
8 Saskatchewan vs Montréal	Oct 27/17	3	38%
8 Montréal at Toronto	Nov 7/09	2	25%
8 Saskatchewan at Toronto	Oct 30/08	6	75%
8 Montréal vs Hamilton	Oct 13/08	4	50%
8 Montréal vs Edmonton	Sep 21/08	3	38%

## BIG PLAYS - LONG GAINERS

(Covering 1,206 games 2006-2019, 2021-2022)

### Most 'Big Plays', Season

	R20	P30	KR
71 BC	2016	13	40 18
67 Winnipeg	2010	26	31 10
67 Calgary	2016	14	36 17
64 Calgary	2018	12	44 8
63 Calgary	2012	15	35 13

### Note:

'Big Plays' defined as:

20+ rushes, 30+ passes, 30+ punt rets, 40+ kickoff rets & 30+ FG miss rets

### Most Total 'Big Plays', Game

	Date	R20	P30	KR
8 Calgary vs Winnipeg	Oct 5/13	5	3	0
8 Ottawa vs BC	Aug 25/16	0	5	3
8 Calgary vs Montréal	Sep 29/17	3	3	2
8 Ottawa at Calgary	Jun 29/17	0	6	2
8 Hamilton vs Montréal	Jun 28/19	1	4	3

### Most Big Play - 20+ Rushes, Gm

	Date
5 Calgary vs Winnipeg	Oct 5/13
5 Montréal vs Hamilton	Jul 4/19
5 Winnipeg at BC	Aug 21/09
5 Winnipeg vs Calgary	Oct 19/07

### Most Big Play - 30+ Passes, Gm

	Date
6 Ottawa at Calgary	Jun 29/17
6 Winnipeg vs Montréal	Oct 24/09

## CFL ANALYTICS

The purpose of creating analytical data is to gain a deeper understanding of our game and other brands of football in comparison. In this way, our CFL statistical processes can support, advise and assist our Rules Committee, Football Ops Department and clubs in their operations with insight. We break the game down into various non-traditional perspectives and help improve the product.

## CFL GAME FLOW & OTHER ANALYTICAL DATA

CFL Year	Gms	Lead Chgs: Total	Per G	Last 3:00*	Avg Gm Time	Plays Per Gm	Challenges Total	Won	OT Gms
2022	81	128	1.6	49	2:46	145.2	92	42	3
2021	63	85	1.3	32	2:48	148.0	62	26	2
2019	81	109	1.3	47	2:50	149.6	86	35	2
2018	81	117	1.4	48	2:51	150.5	71	35	2
2017	81	97	1.2	47	2:50	153.3	127	65	5
2016	81	130	1.6	44	2:51	155.3	180	73	8
2015	81	104	1.3	44	2:52	154.4	102	35	5
2014	81	100	1.2	46	2:55	153.6	100	33	1
2013	72	107	1.5	34	2:55	154.8			1
2012	72	80	1.1	40	2:53	152.3			1
2011	72	83	1.2	36	2:53	155.0			0
2010	72	103	1.4	35	2:54	156.4			5

\* Games remaining undecided until the final 3:00 of play

CFL Year	Gms	Per Game Averages:				2nd Dn Conv%	Big Plys	1st D Av Yd	Red Z TD%
2022	81	26.8	50.4	5.04	691.7	46.9%	4.7	6.60	56%
2021	63	27.7	43.1	4.10	664.4	44.0%	4.4	6.31	51%
2019	81	27.7	49.5	5.01	705.6	47.4%	4.8	6.58	58%
2018	81	28.1	50.8	5.12	709.6	45.9%	5.4	6.58	55%
2017	81	27.6	53.1	5.38	728.0	47.9%	5.5	6.50	55%
2016	81	28.7	52.9	5.21	739.1	48.3%	6.0	6.73	55%
2015	81	29.1	49.2	5.01	676.7	47.1%	4.6	6.22	57%
2014	81	30.3	45.5	4.43	651.9	42.2%	5.1	6.21	54%
2013	72	31.2	52.4	5.39	693.7	43.1%	5.8	6.41	56%
2012	72	29.0	51.8	5.28	724.8	45.9%	6.2	6.93	57%
2011	72	29.8	50.3	4.97	709.1	45.2%	5.2	6.55	56%
2010	72	30.2	52.9	5.44	741.3	44.8%	6.1	6.92	54%

\* 'Big Plays' = 20+ rush, 30+ pass, 30+ punt/FG rets, 40+ kickoff rets



**ALL-TIME CFL REGULAR SEASON TEAM RECORDS**

**CFL-WIDE DATA 1954-2022**

YEAR	GP	TEAM SCORING & OFFENSIVE STATISTICS:																			Per Game Yds	Per Game Atts	QB SA		
		SCORING:		BY TYPE:						NET OFFENCE:				PASSING:										Yds Att	
		Pts	Avg	TD	C1	C2	FG	S	ST	Net Yd	PerG	TL	Yds	Atts	Com	Pct	Yards	Int	TD	LG					Eff
1954	68	2,024	29.8	293	259		64	94	7	39,633	583		1,396	2,870	1,476	51.4	21,968	232	122	105	57.3	7.7	323	42.2	
1955	64	2,258	35.3	338	304		58	80	5	44,151	690		985	2,764	1,438	52.0	22,822	208	144	104	65.9	8.3	357	43.2	
1956	68	3,024	44.5	409	313		45	108	7	51,742	761		1,180	3,466	1,840	53.1	28,948	248	187	109	69.3	8.4	426	51.0	
1957	68	2,799	41.2	375	287		51	101	4	47,678	701		1,275	2,917	1,465	50.2	23,539	232	135	92	61.4	8.1	346	42.9	
1958	68	2,564	37.7	336	257		59	106	4	49,087	722		2,405	3,133	1,666	53.2	25,450	232	144	107	64.7	8.1	374	46.1	
1959	68	2,620	38.5	338	259		79	78	9	47,923	705	221	1,801	3,216	1,698	52.8	26,147	241	170	91	66.4	8.1	385	47.3	
1960	68	3,029	44.5	400	320		60	109	10	49,566	729	205	1,671	3,036	1,582	52.1	26,044	206	186	103	73.4	8.6	383	44.6	
1961	68	2,587	38.0	324	262		86	115	4	44,952	661	203	1,748	2,724	1,365	50.1	21,779	175	140	108	67.5	8.0	320	40.1	
1962	68	2,925	43.0	369	306		92	123	3	46,927	690	201	1,626	2,954	1,588	53.8	25,313	178	180	106	77.8	8.6	372	43.4	
1963	68	2,676	39.4	331	252		104	114	6	43,705	643	221	1,899	3,109	1,618	52.0	24,859	183	154	106	70.8	8.0	366	45.7	
1964	68	2,579	37.9	320	253		93	101	13	41,439	609	287	2,508	2,823	1,497	53.0	22,175	175	148	107	70.6	7.9	326	41.5	
1965	68	2,417	35.5	293	231		95	109	17	40,371	594	251	2,092	2,859	1,442	50.4	21,733	197	125	104	61.7	7.6	320	42.0	
1966	68	2,227	32.8	263	214		93	122	17	40,911	602	253	2,366	2,918	1,502	51.5	22,764	199	138	109	64.8	7.8	335	42.9	
1967	68	2,450	36.0	291	236		108	118	13	40,859	601	344	3,296	3,239	1,731	53.4	27,193	196	162	94	73.1	8.4	400	47.6	
1968	68	2,608	38.4	292	260		150	126	10	42,712	628	296	2,775	3,411	1,802	52.8	27,432	223	148	86	66.8	8.0	403	50.2	
1969	68	2,803	41.2	327	274		141	122	11	45,397	668	273	2,499	3,617	1,871	51.7	28,522	256	181	87	65.2	7.9	419	53.2	
1970	68	2,545	37.4	291	248		138	109	14	42,780	629	269	2,575	3,594	1,833	51.0	27,217	281	155	94	57.9	7.6	400	52.9	
1971	68	2,570	37.8	287	259		138	137	19	41,736	614	274	2,837	3,690	1,852	50.2	26,141	265	150	108	57.1	7.1	384	54.3	
1972	68	2,866	42.1	330	298		156	102	9	45,672	672	264	2,664	3,762	1,988	52.8	29,792	276	196	97	65.9	7.9	438	55.3	
1973	68	2,548	37.5	261	241		201	100	19	42,632	627	257	2,645	3,576	1,962	54.9	26,890	194	147	103	70.2	7.5	395	52.6	
1974	72	2,661	37.0	268	235		233	103	8	44,420	617	292	2,769	3,754	1,994	53.1	27,793	202	148	97	67.9	7.4	386	52.1	
1975	72	3,100	43.1	327	272	29	233	101	4	44,898	624	283	2,589	3,800	2,012	52.9	28,567	204	185	85	71.4	7.5	397	52.8	
1976	72	3,020	41.9	317	293	9	227	118	4	44,543	619	292	2,697	4,108	2,206	53.7	28,959	211	174	97	68.9	7.0	402	57.1	
1977	72	2,947	40.9	282	253	15	282	108	9	43,716	607	367	3,170	3,951	2,187	55.4	28,008	182	146	105	70.9	7.1	389	54.9	
1978	72	3,078	42.8	307	282	9	256	150	9	44,548	619	377	3,019	4,134	2,305	55.8	31,444	190	176	101	75.3	7.6	437	57.4	324
1979	72	2,896	40.2	299	270	6	214	160	9	43,121	599	422	3,414	4,026	2,192	54.4	29,764	207	173	106	71.2	7.4	413	55.9	354
1980	72	3,346	46.5	346	326	8	251	145	15	45,418	631	468	3,660	4,193	2,308	55.0	31,994	229	202	95	73.0	7.6	444	58.2	372
1981	72	3,496	48.6	367	333	13	250	161	12	50,008	695	487	3,565	4,882	2,752	56.4	39,433	229	231	100	78.9	8.1	548	67.8	415
1982	72	3,732	51.8	399	349	24	260	149	6	51,310	713	508	3,610	5,170	2,868	55.5	40,566	210	242	96	79.7	7.8	563	71.8	397
1983	72	3,716	51.6	383	343	15	278	195	8	52,552	730	567	3,915	5,269	2,862	54.3	41,245	228	234	91	76.7	7.8	573	73.2	443
1984	72	3,648	50.7	385	346	16	265	153	6	49,993	694	624	4,502	5,203	2,873	55.2	39,641	261	233	94	73.9	7.6	551	72.3	547
1985	72	3,266	45.4	324	311	5	263	194	9	48,619	675	590	4,064	5,161	2,933	56.8	38,034	244	179	105	72.0	7.4	528	71.7	483
1986	81	3,880	47.9	376	355	9	348	191	8	53,021	655	753	5,268	5,847	3,162	54.1	42,516	280	220	85	70.0	7.3	525	72.2	618
1987	72	3,821	53.1	380	360	9	335	134	12	49,045	681	623	4,501	5,284	2,817	53.3	38,915	258	211	97	70.2	7.4	540	73.4	505
1988	72	3,620	50.3	370	349	7	291	138	13	47,953	666	618	4,300	4,939	2,487	50.4	35,925	250	202	86	66.9	7.3	499	68.6	466
1989	72	3,929	54.6	395	373	7	337	145	8	50,782	705	527	3,626	5,124	2,551	49.8	37,462	229	231	94	70.4	7.3	520	71.2	390
1990	72	4,454	61.9	469	430	12	350	118	9	55,612	772	503	3,403	5,468	2,942	53.8	41,549	275	290	107	75.3	7.6	577	75.9	346
1991	72	4,619	64.2	486	445	13	360	122	15	57,845	803	488	3,269	5,326	2,851	53.5	42,374	223	270	106	79.3	8.0	589	74.0	361
1992	72	4,132	57.4	436	407	13	307	124	19	53,737	746	519	3,436	5,414	2,819	52.1	41,631	219	246	91	75.8	7.7	578	75.2	366
1993	81	4,475	55.2	478	456	6	330	123	13	59,249	731	627	4,378	6,208	3,382	54.5	49,150	226	294	102	81.1	7.9	607	76.6	444
1994	108	6,176	57.2	644	609	7	486	175	28	78,722	729	708	5,236	7,701	4,130	53.6	59,231	313	367	106	77.8	7.7	548	71.3	436
1995	117	6,272	53.6	625	578	16	555	173	37	80,836	691	867	6,038	8,439	4,745	56.2	64,330	313	342	105	78.8	7.6	550	72.1	576
1996	81	4,127	51.0	416	395	10	348	120	26	56,013	692	590	4,097	5,658	3,172	56.1	43,433	213	231	104	78.7	7.7	536	69.9	391
1997	72	3,814	53.0	400	366	16	285	109	26	50,356	699	523	3,271	4,830	2,841	58.8	37,904	186	224	105	83.2	7.8	526	67.1	326
1998	72	3,583	49.8	359	333	8	306	128	17	49,922	693	526	3,692	4,890	2,881	58.9	38,028	179	201	97	82.0	7.8	528	67.9	352
1999	72	3,607	50.1	359	329	13	311	115	25	50,015	695	525	3,455	4,535	2,649	58.4	36,077	163	183	99	82.4	8.0	501	63.0	319
2000	72	4,153	57.7	434	411	9	318	102	32	53,036	737	489	3,286	4,929	2,814	57.1	40,340	180	249	86	85.4	8.2	560	68.5	311
2001	72	3,477	48.3	347	324	10	297	100	30	49,792	692	490	2,910	4,513	2,571	57.0	36,150	161	186	95	81.8	8.0	502	62.7	288
2002	81	4,139	51.1	429	402	9	319	124	32	55,045	680	561	3,409	5,216	2,919	56.0	40,501	184	240	109	81.7	7.8	500	64.4	313
2003	81	4,267	52.7	441	406	11	350	81	31	57,176	706	548	3,546	5,419	3,155	58.2	42,881	172	248	103	85.6	7.9	529	66.9	339
2004	81	4,298	53.1	457	438	5	303	109	45	58,577	723	618	3,834	5,598	3,323	59.4	46,066	184	244	102	86.7	8.2	569	69.1	340
2005	81	4,366	53.9	466	430	13	294	124	54	59,107	730	620	3,689	5,636	3,464	61.5	45,478	194	257	105	87.8	8.1	561	69.6	374
2006	72	3,360	46.7	322	302	7	313	79	47	48,235	670	540	3,229	4,736	2,872	60.6	36,284	163	182	100	83.0	7.7	504	65.8	335
2007	72	3,537	49.1	360</																					



**ALL-TIME CFL REGULAR SEASON TEAM RECORDS**

**CFL-WIDE DATA 1954-2022**

YEAR	TEAM OFFENCE:						OTHER TEAM DATA:						SPECIAL TEAMS - PART 1:											
	RUSHING:					Per Game Yds Att	PENALTIES			TURNOVERS:			FIELD GOALS:					FGs Made:		FG Attempts:		50+		
	Atts	Yards	Avg	TD	LG		No	Yards	Avg	Tot	Avg	Fum	Lost	FGA	Md	%	LG	S	Yards	Avg	Yards	Avg	Md	
1954	4,103	19,061	4.6	145	78	280	60.3	589	5,469	8.7	Partial	309	191	134	64	47.8	41	24	1,508	23.6	Partial	0		
1955	4,498	21,329	4.7	164	81	333	70.3	527	3,984	8.2	data	353	208	123	58	47.2	37	19	1,349	23.3	data	0		
1956	4,827	22,794	4.7	196	98	335	71.0	698	5,598	10.3	to 1965	382	252	95	45	47.4	37	19	1,080	24.0	to 1977	0		
1957	5,185	24,139	4.7	209	77	355	76.3	671	5,732	9.9		354	200	102	51	50.0	45	18	1,303	25.5		0		
1958	4,923	26,042	5.3	168	90	383	72.4	763	6,470	11.2		306	220	146	59	40.4	40	35	1,465	24.8		0		
1959	4,606	23,577	5.1	144	77	347	67.7	730	6,190	10.7		256	182	155	79	51.0	40	21	1,997	25.3		0		
1960	4,537	25,196	5.6	183	99	371	66.7	812	6,459	11.9		275	189	139	60	43.2	42	36	1,583	26.4		0		
1961	4,517	24,921	5.5	158	106	366	66.4	799	5,537	11.8		232	170	177	86	48.6	34	33	2,050	23.8		0		
1962	4,247	23,240	5.5	163	97	342	62.5	746	5,789	11.0		188	126	189	92	48.7	48	49	2,535	27.6		0		
1963	4,154	20,745	5.0	150	109	305	61.1	819	6,765	12.0		178	124	190	104	54.7	39	46	2,732	26.3		0		
1964	4,219	21,772	5.2	153	109	320	62.0	805	7,633	11.8		184	141	214	93	43.5	58	53	2,684	28.9		3		
1965	4,109	20,730	5.0	141	104	305	60.4	793	6,871	11.7		218	140	201	95	47.3	48	50	2,567	27.0		0		
1966	4,163	20,513	4.9	107	100	302	61.2	810	6,970	11.9	405	6.0	183	122	226	93	41.2	52	72	2,651	28.5		1	
1967	3,487	16,962	4.9	102	94	249	51.3	733	5,713	10.8	407	6.0	192	143	238	108	45.4	50	53	3,148	29.1		1	
1968	3,675	18,055	4.9	125	75	266	54.0	710	5,828	10.4	413	6.1	176	130	323	150	46.4	54	77	4,782	31.9		5	
1969	3,824	19,374	5.1	122	87	285	56.2	734	5,312	10.8	470	6.9	197	139	324	141	43.5	53	80	4,063	28.8		4	
1970	3,769	18,138	4.8	116	98	267	55.4	648	5,052	9.5	499	7.3	190	143	294	138	46.9	59	72	4,265	30.9		4	
1971	3,715	18,432	5.0	100	89	271	54.6	823	6,068	12.1	512	7.5	234	171	309	138	44.7	52	89	3,917	28.4		4	
1972	3,770	18,544	4.9	107	75	273	55.4	826	6,109	12.1	486	7.1	215	143	310	156	50.3	50	71	4,674	30.0		1	
1973	3,817	18,387	4.8	91	97	270	56.1	860	6,636	12.6	396	5.8	200	144	353	201	56.9	57	61	5,977	29.7		6	
1974	4,119	19,396	4.7	96	79	269	57.2	921	6,663	12.8	399	5.5	172	129	409	233	57.0	56	75	7,158	30.7		9	
1975	4,049	18,920	4.7	112	59	263	56.2	1,125	8,896	15.6	388	5.4	178	114	411	233	56.7	58	62	7,098	30.5		13	
1976	3,830	18,281	4.8	119	90	254	53.2	1,292	9,934	17.9	467	6.5	217	167	379	227	59.9	56	72	6,853	30.2		8	
1977	3,980	18,878	4.7	112	94	262	55.3	1,337	11,522	18.6	445	6.2	256	181	435	282	64.8	56	66	8,641	30.6		12	
1978	3,574	16,123	4.5	100	103	224	49.6	1,311	10,882	18.2	418	5.8	217	150	367	256	69.8	55	82	7,727	30.2	11,771	32.1	6
1979	3,616	16,771	4.6	98	71	233	50.2	1,296	11,033	18.0	425	5.9	226	146	348	214	61.5	56	86	6,476	30.3	11,730	33.7	8
1980	3,511	17,084	4.9	118	75	237	48.8	1,249	10,711	17.3	440	6.1	222	139	385	251	65.2	57	90	7,816	31.1	13,213	34.3	7
1981	3,027	14,140	4.7	108	68	196	42.0	1,205	10,039	16.7	444	6.2	230	139	375	250	66.7	59	82	7,577	30.3	12,489	33.3	10
1982	2,833	14,354	5.1	130	84	199	39.3	1,265	9,646	17.6	424	5.9	212	136	386	260	67.4	53	87	8,285	31.9	13,217	34.2	15
1983	2,885	15,222	5.3	118	75	211	40.1	1,090	8,877	15.1	448	6.2	236	151	403	278	69.0	56	89	8,430	30.3	13,360	33.2	13
1984	3,039	14,854	4.9	112	87	206	42.2	1,286	9,859	17.9	540	7.5	280	185	378	265	70.1	57	77	8,321	31.4	12,869	34.0	14
1985	3,049	14,626	4.8	111	68	203	42.3	1,153	8,581	16.0	503	7.0	283	182	403	263	65.3	55	99	8,487	32.3	14,099	35.0	13
1986	3,413	15,773	4.6	120	62	195	42.1	1,533	12,011	18.9	558	6.9	266	175	503	348	69.2	55	111	11,223	32.3	17,371	34.5	17
1987	3,025	14,631	4.8	114	69	203	42.0	1,368	10,612	19.0	532	7.4	266	168	462	335	72.5	60	82	10,769	32.1	15,743	34.1	16
1988	3,382	16,328	4.8	123	74	227	47.0	1,271	10,432	17.7	548	7.6	302	185	427	291	68.1	58	83	9,299	32.0	14,504	34.0	12
1989	3,408	16,946	5.0	130	68	235	47.3	1,412	11,527	19.6	513	7.1	269	181	473	337	71.2	53	80	10,175	30.2	15,517	32.8	7
1990	3,329	17,466	5.2	139	65	243	46.2	1,429	11,282	19.8	562	7.8	309	204	480	350	72.9	57	80	11,187	32.0	16,379	34.1	15
1991	3,367	18,740	5.6	164	69	260	46.8	1,561	12,668	21.7	500	6.9	311	198	482	360	74.7	56	74	11,236	31.2	16,323	33.9	13
1992	3,072	15,542	5.1	144	65	216	42.7	1,687	14,189	23.4	498	6.9	313	198	441	307	69.6	55	83	9,503	31.0	15,021	34.1	10
1993	2,849	14,477	5.1	136	68	179	35.2	1,811	14,373	22.4	500	6.2	296	186	451	330	73.2	58	77	9,796	29.7	14,775	32.8	10
1994	4,463	23,595	5.3	215	92	218	41.3	2,209	18,394	20.5	687	6.4	437	239	658	486	73.9	57	106	15,797	32.5	22,849	34.7	32
1995	4,531	22,567	5.0	214	86	193	38.7	2,404	20,990	20.5	702	6.0	446	292	740	555	75.0	56	106	18,155	32.7	25,758	34.8	30
1996	3,163	16,677	5.3	137	79	206	39.0	1,716	14,128	21.2	444	5.5	229	134	471	348	73.9	57	63	10,922	31.4	15,845	33.6	19
1997	3,007	15,723	5.2	138	78	218	41.8	1,433	11,351	19.9	404	5.6	218	142	400	285	71.3	57	62	9,092	31.9	13,746	34.4	16
1998	3,012	15,586	5.2	115	69	216	41.8	1,407	10,668	19.5	385	5.3	199	130	428	306	71.5	54	64	9,523	31.1	14,615	34.1	20
1999	3,340	17,393	5.2	132	91	242	46.4	1,499	12,182	20.8	379	5.3	241	152	423	311	73.5	58	54	9,936	31.9	14,430	34.1	20
2000	3,050	15,982	5.2	130	98	222	42.4	1,465	11,871	20.3	389	5.4	209	131	419	318	75.9	56	58	9,930	31.2	14,020	33.5	18
2001	3,220	16,552	5.1	126	75	230	44.7	1,389	11,505	19.3	365	5.1	229	136	414	297	71.7	62	65	9,335	31.4	14,361	34.7	12
2002	3,488	17,953	5.1	138	74	222	43.1	1,758	14,287	21.7	437	5.4	254	166	438	319	72.8	56	57	10,052	31.5	14,786	33.8	14
2003	3,307	17,841	5.4	140	88	220	40.8	1,824	14,821	22.5	420	5.2	246	152	460	350	76.1	57	37	10,896	31.1	15,431	33.5	14
2004	3,219	16,345	5.1	148	77	202	39.7	2,025	15,924	25.0	451	5.6	274	163	432	303	70.1	53	55	8,686	28.7	13,368	30.9	5
2005	3,198	17,318	5.4	149	75	214	39.5	1,681	13,591	20.8	439	5.4	265	155	414	294	71.0	56	58	8,618	29.3	13,188	31.9	6
2006	2,825	15,180	5.4	106	66	211	39.2	1,562	12,389	21.7	332	4.6	199	115	389	313	80.5	53	25	10,197	32.6	12,664	32.6	8
2007	2,851	15,464	5.4	110	75	215	39.6	1,543	13,279	21.4	331	4.6	203	121	373	272	72.9	53	46	7,980	29.3	12,073	32.4	7
2008	2,814	16,538	5.9	142	75	230	39.1	1,194	9,878	16.6	351	4.9	203	126	390	311	79.7	55	38	9,276	29.8	12,391	31.8	10
2009	2,871	15,999	5.6	137	60	222	39.9	1,367	11,722	19.0	372	5.2	221	133	392	321	81.9	54	32	9,601	29.9	12,567	32.1	8
2010	2,809	16,904	6.0	124	83	235	39.0	1,387																

**ALL-TIME CFL REGULAR SEASON TEAM RECORDS**

**CFL-WIDE DATA 1954-2022**

YEAR	1-PT CONVERT:			All BK	SPECIAL TEAMS - PART 2:						SPECIAL TEAMS - PART 3:															
	Att	Md	%		PUNTING:			Net Avg	KICKOFFS:			PUNT RETURNS:			KICKOFF RETURNS:											
					No	Yards	Avg		LG	S	No	Yards	Avg	LG	S	No	Yards	Avg	LG	TD	No	Yards	Avg	LG	TD	
1954	292	259	88.7		1,290	52,655	40.8	83	67	32.5	Incomplete data only for 1954-1957						1,196	8,347	7.0	95	4	416	8,647	20.8	95	1
1955	340	304	89.4		1,081	45,044	41.7	91	58	32.8							1,011	7,577	7.5	90	2	446	9,123	20.5	94	1
1956	404	313	77.5		1,104	45,855	41.5	91	81	33.0							1,023	6,544	6.4	60	0	534	10,964	20.5	105	3
1957	374	287	76.7		1,228	50,161	40.8	77	76	32.8							1,128	7,222	6.4	83	2	500	10,340	20.7	95	1
1958	335	257	76.7		1,317	54,104	41.1	89	65	32.7	467	24,816	53.1	88	5	1,236	8,715	7.1	116	5	463	10,410	22.5	96	2	
1959	337	259	76.9		1,201	48,231	40.2	84	54	32.3	474	24,472	51.6	85	1	1,179	7,495	6.4	82	2	473	9,575	20.2	105	1	
1960	399	320	80.2		1,048	43,092	41.1	95	65	34.3	532	28,453	53.5	90	4	983	4,858	4.9	108	0	526	11,682	22.2	110	2	
1961	324	262	80.9		1,131	48,761	43.1	89	76	35.4	455	23,262	51.1	85	1	1,094	6,058	5.5	53	1	446	9,849	22.1	104	2	
1962	366	306	83.6		1,136	46,649	41.1	86	70	34.3	501	25,710	51.3	90	2	1,027	5,248	5.1	67	1	494	10,672	21.6	106	4	
1963	326	252	77.3		1,105	45,523	41.2	87	61	34.3	463	24,129	52.1	87	5	1,006	5,481	5.4	55	0	459	9,976	21.7	94	1	
1964	319	253	79.3		1,074	43,567	40.6	86	42	34.0	455	24,895	54.7	89	6	1,044	5,588	5.4	105	2	449	10,356	23.1	105	1	
1965	286	231	80.8		1,136	47,161	41.5	81	52	34.7	429	23,326	54.4	85	1	1,044	5,892	5.6	63	1	423	9,131	21.6	105	2	
1966	259	214	82.6		1,141	46,141	40.4	102	49	34.3	395	22,084	55.9	85	0	1,038	5,292	5.1	83	1	393	8,865	22.6	90	0	
1967	289	236	81.7	28	1,228	51,116	41.6	90	62	34.9	428	23,901	55.8	90	2	1,082	6,099	5.6	75	3	425	9,298	21.9	78	0	
1968	292	260	89.0	16	1,287	55,023	42.8	85	42	36.2	425	24,542	57.7	87	7	1,121	7,001	6.2	36	0	417	9,504	22.8	104	2	
1969	321	274	85.4	15	1,277	51,425	40.3	91	38	33.6	460	25,687	55.8	89	4	1,118	7,199	6.4	75	1	453	10,463	23.1	107	2	
1970	287	248	86.4	18	1,291	54,295	42.1	77	31	35.5	427	24,244	56.8	90	4	1,159	7,414	6.4	85	0	414	9,840	23.8	99	1	
1971	286	259	90.6	19	1,339	56,243	42.0	90	43	35.2	421	23,753	56.4	90	5	1,153	7,560	6.6	84	1	404	9,469	23.4	115	1	
1972	328	298	90.9	17	1,233	49,826	40.4	76	24	35.1	466	25,518	54.8	90	6	1,068	5,693	5.3	41	0	439	10,366	23.6	120	3	
1973	260	241	92.7	14	1,227	50,576	41.2	83	29	35.8	396	22,055	55.7	90	7	1,092	5,611	5.1	78	2	372	8,542	23.0	102	1	
1974	265	235	88.7	18	1,360	55,861	41.1	85	23	35.7	417	23,010	55.2	90	4	1,225	6,481	5.3	51	0	400	9,566	23.9	110	2	
1975	274	272	99.3	12	1,266	52,969	41.8	84	34	32.8	648	35,225	54.4	95	4	1,017	10,274	10.1	116	6	625	13,964	22.3	109	1	
1976	296	293	99.0	9	1,319	56,232	42.6	94	35	34.0	636	34,554	54.3	90	6	1,016	10,188	10.0	108	5	617	14,382	23.3	118	1	
1977	254	253	99.6	11	1,313	57,245	43.6	108	35	34.8	554	29,989	54.1	95	6	1,037	10,348	10.0	108	4	524	11,196	21.4	100	1	
1978	285	282	98.9	13	1,264	56,231	44.5	95	56	36.1	561	31,900	56.9	90	12	995	8,655	8.7	98	4	536	11,986	22.4	86	0	
1979	274	270	98.5	8	1,353	58,417	43.2	82	62	34.6	499	28,915	57.9	90	12	1,055	9,433	8.9	102	8	463	10,355	22.4	99	1	
1980	329	326	99.1	11	1,239	53,235	43.0	88	39	34.7	562	32,228	57.3	90	16	934	8,853	9.5	102	9	519	11,495	22.1	99	1	
1981	335	333	99.4	9	1,271	56,606	44.5	88	53	35.3	568	32,748	57.7	90	26	1,021	9,825	9.6	101	3	525	11,280	21.5	110	2	
1982	354	349	98.6	8	1,335	57,907	43.4	101	45	34.9	612	35,112	57.4	90	17	1,070	9,680	9.0	107	3	575	12,618	21.9	85	0	
1983	348	343	98.6	12	1,343	61,521	45.8	101	77	36.4	580	33,949	58.5	90	29	1,073	10,001	9.3	101	3	526	12,278	23.3	113	2	
1984	348	346	99.4	8	1,241	55,934	45.1	92	49	35.1	597	34,481	57.8	92	27	1,127	10,695	9.5	96	5	542	11,717	21.6	92	0	
1985	312	311	99.7	7	1,279	55,869	43.7	95	70	34.5	547	31,435	57.5	90	24	1,079	9,335	8.7	99	6	502	10,007	19.9	81	0	
1986	358	355	99.2	20	1,422	61,007	42.9	88	75	33.6	690	39,302	57.0	95	5	1,196	10,564	8.8	100	7	680	13,913	20.5	105	1	
1987	361	360	99.7	19	1,241	50,753	40.9	97	50	32.7	676	36,454	53.9	95	2	1,008	8,410	8.3	91	13	659	12,466	18.9	93	1	
1988	352	349	99.1	20	1,269	52,134	41.1	83	49	32.8	639	35,626	55.8	95	6	1,044	8,770	8.4	109	10	623	12,374	19.9	100	2	
1989	376	373	99.2	23	1,234	50,139	40.6	88	59	31.9	723	39,843	55.1	95	6	978	8,719	8.9	93	10	702	13,936	19.9	100	2	
1990	433	430	99.3	17	1,061	42,871	40.4	87	33	32.0	837	45,584	54.5	95	5	836	7,744	9.3	108	8	819	16,242	19.8	96	4	
1991	446	445	99.8	15	1,068	43,768	41.0	78	41	31.5	851	46,623	54.8	100	7	819	8,718	10.6	108	16	827	15,967	19.3	97	3	
1992	411	407	99.0	21	1,145	46,854	40.9	84	34	33.3	731	40,006	54.7	95	7	870	7,524	8.6	104	12	702	12,896	18.4	65	0	
1993	457	456	99.8	23	1,292	52,502	40.6	84	40	33.4	752	41,410	55.1	95	6	955	7,924	8.3	104	15	730	13,219	18.1	91	1	
1994	615	609	99.0	20	1,607	66,030	41.1	79	60	33.2	1006	57,319	57.0	100	16	1,261	10,520	8.3	105	14	971	18,701	19.3	97	7	
1995	583	578	99.1	22	1,781	75,196	42.2	84	57	33.8	1091	61,690	56.5	95	8	1,406	13,070	9.3	113	18	1058	20,997	19.8	98	5	
1996	397	395	99.5	17	1,243	52,985	42.6	89	49	33.7	713	41,658	58.4	95	8	984	9,385	9.5	99	11	693	13,616	19.6	72	0	
1997	366	366	100.0	11	1,037	44,436	42.9	91	40	34.5	665	38,640	58.1	95	7	807	7,212	8.9	92	8	641	13,092	20.4	87	0	
1998	335	333	99.4	17	1,067	47,175	44.2	86	57	34.9	621	36,219	58.3	95	10	819	7,915	9.7	92	9	583	12,610	21.6	130	3	
1999	332	329	99.1	11	1,050	45,430	43.3	90	58	34.8	615	34,994	56.9	95	4	792	6,892	8.7	81	10	591	11,520	19.5	100	4	
2000	412	411	99.8	24	1,013	43,698	43.1	88	39	34.6	665	38,930	58.5	95	5	783	7,246	9.3	76	6	628	12,934	20.6	101	5	
2001	324	324	100.0	13	1,013	43,126	42.6	84	28	34.5	606	35,143	58.0	95	8	790	7,150	9.1	85	4	570	11,548	20.3	90	0	
2002	405	402	99.3	21	1,																					

**CFL REGULAR SEASON INDIVIDUAL RECORDS**

**ALL-TIME LEADERS TO 2022: CFL SERVICE**

ALL-TIME CFL SERVICE - 1936 TO 2022															
Player	St	Pos	CFL Years	Teams	Yrs	GP	Player	St	Pos	CFL Years	Teams	Yrs	GP		
PASSAGLIA, Lui	N	K-P	1976	2000	BC	25	408	HENLEY, Garney	A	HB	1960	1975	Ham	16	216
CAMERON, Bob	N	P	1980	2002	Wpg	23	394	ILLERBRUN, Bryan	N	OL	1978	1991	Ott, Ssk, BC	14	216
ALLEN, Damon	A	QB	1985	2007	6 teams	23	370	NARCISSE, Don	A	WR	1987	1999	Ssk	13	216
McCALLUM, Paul	N	K-P	1993	2016	BC, Ott, Ssk	24	340	BLUGH, Leroy	N	DE	1989	2002	Edm, Tor	14	216
CALVILLO, Anthony	A	QB	1994	2013	LV, Ham, Mtl	20	329	CRYSDALE, Jamie	N	OL	1993	2005	Cgy	13	216
GORRELL, Miles	N	OL	1978	1996	Cgy, Ott, Mtl, Ham, Wpg	19	321	MORREALE, Mike	N	WR	1995	2006	Ham, Tor	12	216
OSBALDISTON, Paul	N	K	1986	2003	BC, Wpg, Ham	18	304	HOWES, Bob	N	OL	1968	1981	BC, Edm	14	215
GLENN, Kevin	A	QB	2001	2018	6 teams	18	304	SKOLROOD, Lawrie	N	TE	1974	1987	Ham, Ssk	14	215
McMANUS, Danny	A	QB	1990	2006	Wpg, BC, Edm, Ham	17	298	HAM, Tracy	A	QB	1987	1999	Edm, Tor, Bal, Mtl	13	215
WESTWOOD, Troy	N	K	1991	2009	Wpg	18	293	PHILLIPS, Ryan	A	DB	2005	2017	BC, Mtl	13	214
LANCASTER, Ron	A	QB	1960	1978	Ott, Ssk	19	288	WRUCK, Larry	N	LB	1985	1996	Edm	12	213
GROENEWEGEN, Leo	N	OL	1987	2003	Ott, BC, Edm	17	288	PAYNE, Dan	N	OL	1989	2003	BC, Ssk, Ham, Tor	14	213
MAKOWSKY, Gene	N	OL	1995	2011	Ssk	17	287	BASTAJA, Nick	N	G	1975	1988	Tor, Ham, Wpg	14	212
McLOUGHLIN, Mark	N	K	1988	2005	Cgy, BC	17	280	VERCHEVAL, Pierre	N	OL	1988	2001	Tor, Mtl, Edm	14	212
BAKER, Terry	N	K	1987	2002	Ssk, Ott, Tor, Mtl	16	278	BEATON, Bruce	N	OL	1993	2005	Edm, Mtl, Ott, Cgy	12	212
BURRIS, Henry	A	QB	1997	2016	Cgy, Ssk, Ham, Ott	18	277	OKEKE, Uzooma	I	OL	1994	2006	Ott, Mtl, Shr	13	211
CONNOP, Rod	N	OL	1982	1997	Edm	16	276	VAUGHN, Terry	I	WR	1995	2006	Cgy, Edm, Ham, Mtl	12	211
ALDAG, Roger	N	OL	1976	1992	Ssk	17	271	MCCARTY, Calvin	N	RB	2007	2021	Edm, Cgy	14	211
O'SHEA, Michael	N	LB	1993	2008	Ham, Tor	16	271	ALLEMANG, Marv	N	OL	1975	1988	Ham, Ott, Wpg	14	209
FLEMING, Sean	N	K	1992	2007	Edm	16	268	SWIFT, Bob	N	FB	1964	1977	Tor, BC, Wpg	14	207
TARAS, Jamie	N	OL	1987	2002	BC	16	265	CANTOR, Noah	N	DL	1995	2006	Tor, BC	12	207
ILESIC, Henry	N	P-K	1977	2001	Edm, Tor, Ham, BC	20	261	BONK, John	N	C	1972	1985	Ham, Wpg	14	206
STEVENSON, Vic	N	OL	1983	1998	Ssk, BC, Tor, Edm	16	258	CLARKE, Bill	N	DT-T	1951	1964	Ssk	14	205
FAIRBANKS, Lloyd	N	OL	1975	1991	Cgy, Mtl, Ham	17	257	NYKOLUK, Danny	N	T	1955	1971	Tor	16	205
RASHOVICH, Dan	N	LB	1984	1999	Ott, Tor, Ssk	16	255	SCHUMM, Howie	N	LB	1959	1972	Edm	14	205
CUTLER, Dave	N	K	1969	1984	Edm	16	254	RACINE, Moe	N	T-K	1958	1974	Ott	17	205
WALBY, Chris	N	OL	1981	1996	Mtl, Wpg	16	254	ANDERSON, Mike	N	OL	1984	1995	Ssk	12	205
PREFONTAINE, Noel	N	P-K	1998	2013	Tor, Edm	16	254	PAYTON, Elfrid	I	DE	1991	2004	6 teams	14	205
JOHNSON, Alondra	A	LB	1989	2004	BC, Cgy	16	248	PITTS, Ernie	I	E-DB	1957	1970	Wpg, BC	14	204
COULTER, Carl	N	OL	1990	2004	Ham, Ott, BC, Tor, Ssk	15	245	DIPIETRO, Rocky	N	TE-SB	1978	1991	Ham	14	204
FLORY, Scott	N	OL	1999	2013	Mtl	15	241	ST. GERMAIN, Val	N	OL	1994	2007	Ham, Edm, Ott, Wpg, SK	14	204
RIDGWAY, Dave	N	K	1982	1995	Ssk	14	238	CHEVRIER, Randy	N	LB	2002	2016	Cgy, Edm, Ssk	15	204
O'DAY, Jeremy	N	OL	1997	2010	Tor, Ssk	14	238	REED, George	I	RB	1963	1975	Ssk	13	203
SIMON, Geroy	A	WR	1999	2013	Wpg, BC, Ssk	15	238	HITCHCOCK, Rob	N	DB	1995	2007	Ham, Edm	13	203
WHITEHOUSE, Reg	N	OL	1952	1966	Ssk	15	236	WEIR, Glen	N	DL	1972	1984	Mtl	13	202
POLEY, Bob	N	OL	1978	1992	Ssk, Cgy	15	236	BLANCHARD, Leo	N	OL	1979	1991	Cgy, BC, Edm	13	202
MORRIS, Chris	N	OL	1992	2005	Edm	14	236	MANTYKA, Cory	N	OL	1993	2005	BC	13	202
DAVIS, Eddie	A	DB	1995	2009	Bhm, Cgy, Ssk	15	236	LAZEO, Rob	N	OL	1998	2010	Wpg, Ssk, Cgy	13	202
ATCHISON, Ron	N	DT	1952	1968	Ssk	17	235	HUGHES, Charleston	I	DE	2008	2022	Cgy, Ssk, Tor	14	202
RAY, Ricky	A	QB	2002	2018	Edm, Tor	16	235	MOSCA, Angelo	I	DL	1958	1972	Ham, Ott, Mtl	15	201
JOHNSON, Jeff	N	RB	2000	2013	Ham, Tor	14	234	HARDING, Rodney	I	DL	1985	1996	Tor, Mem, Cgy	12	201
WILSON, Alan	N	OL	1972	1986	BC	15	233	COFFEY, Tommy Joe	I	WR-K	1959	1973	Edm, Ham, Tor	14	200
GARRETT, Shannon	A	DB	1995	2008	Wpg, Ssk, Edm	14	233	WILLIAMS, Henry	I	WR	1986	2000	Edm	14	200
ROMANO, Rocco	N	OL	1987	2000	Cgy, Tor, BC, Ott	14	232	REID, Angus	N	OL	2001	2013	Mtl, BC	13	200
BOWMAN, John	A	DE	2006	2019	Mtl	14	230	JURASIN, Bobby	I	DE	1986	1998	Ssk, Tor	13	199
KEELING, Jerry	A	QB-S	1961	1975	Cgy, Ott, Ham	15	229	DANIELS, Shawn	N	RB	1989	2002	Ssk, Ott, Tor, Edm, Cgy	13	199
PLESS, Willie	A	LB	1986	1999	Tor, Ssk, Edm, BC	14	229	VAUGHN, Gerald	I	DB	1993	2005	Ham, Wpg, Cgy, Ott	13	199
COX, Chip	A	LB	2006	2018	Mtl	13	228	STEGALL, Milt	I	SB	1995	2008	Wpg	14	199
ST. JOHN, Jude	N	OL	1995	2008	Ham, Tor	14	227	PAJACZKOWSKI, Tony	N	G-K	1955	1967	Cgy, Mtl	13	198
SROCHENSKI, Randy	N	OL	1994	2009	Tor, Ssk	15	227	EVANSHEIN, Terry	N	WR	1965	1978	Mtl, Cgy, Tor, Ham	14	198
LEWIS, Nik	A	WR	2004	2017	Cgy, Mtl	13	226	MAAS, Jason	I	QB	2000	2010	Edm, Mtl, Ham	11	198
SMITH, Rob	N	OL	1981	1994	BC, Mtl, Tor, Cgy, Ott	14	225	YOUNG, Jim	N	WR	1967	1979	BC	13	197
ROBINSON, Larry	N	DB-K	1961	1974	Cgy	14	224	DALLA RIVA, Peter	N	TE	1968	1981	Mtl	14	197
CAHOON, Ben	N	WR	1998	2010	Mtl	13	224	BASS, Danny	I	LB	1980	1991	Tor, Edm, Cgy	12	197
FIELDGATE, Norm	N	LB	1954	1967	BC	14	223	WILSON, Don	I	DB	1987	1998	Edm, Tor, BC	12	197
McNEIL, Jay	N	OL	1994	2007	Cgy	14	223								
SZARKA, Chris	N	RB	1997	2010	Ssk	14	223								
MOEN, Don	N	LB	1982	1994	Tor	13	222								
ELGAARD, Ray	N	SB	1983	1996	Ssk	14	220								
MIKAWOS, Stan	N	LB	1982	1996	Wpg	15	220								
REMPPEL, Chad	N	LB	2005	2021	Wpg, To, Ham, Ssk, Edm	16	220								
HELTON, John	A	DE	1969	1982	Wpg, Cgy	14	219								
CHIU, Bryan	N	OL	1997	2009	Mtl	13	218								
GAINES, Gene	A	DB	1961	1976	Ott, Mtl	16	217								
DERMOTT, Blake	N	OL	1983	1996	Edm	14	217								

Most Seasons Played*	Yrs	Last
PASSAGLIA, Lui	25	2000
MCCALLUM, Paul	24	2016
CAMERON, Bob	23	2002
ALLEN, Damon	23	2007
ILESIC, Henry	20	2001
CALVILLO, Anthony	20	2013
LANCASTER, Ron	19	1978
GORRELL, Miles	19	1996

\* 1936 to 2022

**CFL REGULAR SEASON INDIVIDUAL RECORDS**

**ALL-TIME LEADERS TO 2022: SCORING**

Player	CFL CAREER:					SCORING:						TOUCHDOWNS:									
	First	Last	Yrs	GP	Teams	TD	C-1	C-2	FG	S	Pts	Rsh	Rec	IR	FR	PR	KO	FG	JTK	5pt	6pt
PASSAGLIA, Lui	1976	2000	25	408	BC	2	1,045	0	875	309	<b>3,991</b>	1	1	0	0	0	0	0	0	0	2
McCALLUM, Paul	1993	2016	24	340	BC, Ssk, Ott	0	812	0	722	167	<b>3,145</b>	0	0	0	0	0	0	0	0	0	0
McLOUGHLIN, Mark	1988	2005	17	280	Cgy, BC	0	826	0	673	148	<b>2,993</b>	0	0	0	0	0	0	0	0	0	0
OSBALDISTON, Paul	1986	2003	18	304	BC, Wpg, Ham	0	675	0	669	250	<b>2,932</b>	0	0	0	0	0	0	0	0	0	0
WESTWOOD, Troy	1991	2009	18	293	Wpg	1	732	0	617	159	<b>2,748</b>	1	0	0	0	0	0	0	0	0	1
FLEMING, Sean	1992	2007	16	268	Edm	0	715	0	553	199	<b>2,573</b>	0	0	0	0	0	0	0	0	0	0
RIDGWAY, David	1982	1995	14	238	Ssk	0	541	0	574	111	<b>2,374</b>	0	0	0	0	0	0	0	0	0	0
CUTLER, Dave	1969	1984	16	254	Edm	0	627	0	464	218	<b>2,237</b>	0	0	0	0	0	0	0	0	0	0
BAKER, Terry	1987	2002	16	278	Ssk, Ott, Tor, Mtl	0	559	0	455	201	<b>2,125</b>	0	0	0	0	0	0	0	0	0	0
<b>PAREDES, Rene</b>	<b>a</b>	2011	2022	11	193	Cgy	0	426	0	494	36	<b>1,944</b>	0	0	0	0	0	0	0	0	0
KENNERD, Trevor	1980	1991	12	188	Wpg	0	509	0	394	149	<b>1,840</b>	0	0	0	0	0	0	0	0	0	0
RUOFF, Bernie	1975	1988	14	196	Wpg, Ham, BC	0	401	0	384	219	<b>1,772</b>	0	0	0	0	0	0	0	0	0	0
<b>WHYTE, Sean</b>	<b>a</b>	2009	2022	13	186	BC, Mtl, Edm	0	423	0	418	57	<b>1,734</b>	0	0	0	0	0	0	0	0	0
PREFONTAINE, Noel	1998	2013	16	254	Tor, Edm	0	431	0	347	162	<b>1,634</b>	0	0	0	0	0	0	0	0	0	0
MEDLOCK, Justin	2009	2019	9	146	Tor, Edm, Ham, Wpg	0	354	0	377	50	<b>1,535</b>	0	0	0	0	0	0	0	0	0	0
CHOMYC, Lance	1985	1993	9	156	Tor	0	412	0	337	75	<b>1,498</b>	0	0	0	0	0	0	0	0	0	0
ORGAN, Gerry	1971	1983	12	186	Ott	2	391	0	318	105	<b>1,462</b>	0	2	0	0	0	0	0	0	0	2
HAY, J.T.	1978	1988	11	172	Ott, Cgy	0	363	0	308	124	<b>1,411</b>	0	0	0	0	0	0	0	0	0	0
SWEET, Don	1972	1985	14	187	Mtl, Ham	0	327	0	314	73	<b>1,342</b>	0	0	0	0	0	0	0	0	0	0
DEANGELIS, Sandro	2005	2013	9	133	Cgy, Ham, Ssk, Wpg, Mtl	0	350	0	298	27	<b>1,271</b>	0	0	0	0	0	0	0	0	0	0
DUVAL, Damon	2005	2011	7	122	Mtl, Edm	0	319	0	277	108	<b>1,258</b>	0	0	0	0	0	0	0	0	0	0
CONGI, Luca	2006	2013	8	118	Ssk, Ham	0	324	0	233	27	<b>1,050</b>	0	0	0	0	0	0	0	0	0	0
ROBINSON, Larry	1961	1974	14	224	Cgy	9	362	0	171	101	<b>1,030</b>	0	4	4	1	0	0	0	0	0	9
ANDRUSYSHYN, Zenon	1971	1986	12	163	Tor, Edm, Ham, Mtl	0	222	0	215	143	<b>1,010</b>	0	0	0	0	0	0	0	0	0	0
COFFEY, Tommy Joe	1959	1973	14	200	Edm, Ham, Tor	65	204	0	108	53	<b>971</b>	1	63	0	1	0	0	0	0	0	65
DORSEY, Dean	1982	1991	8	115	Tor, Ott, Edm	0	244	0	219	50	<b>951</b>	0	0	0	0	0	0	0	0	0	0
HAJRULLAHU, Lirim	2014	2019	6	107	Wpg, Tor, Ham	0	181	0	239	45	<b>943</b>	0	0	0	0	0	0	0	0	0	0
STEGALL, Milt	1995	2008	14	199	Wpg	147	0	4	0	0	<b>890</b>	1	144	0	1	1	0	0	0	0	147
<b>BEDE, Boris</b>	<b>a</b>	2015	2022	7	111	Mtl, Tor	0	184	0	212	70	<b>890</b>	0	0	0	0	0	0	0	0	0
ABENDSCHAN, Jack	1965	1975	10	150	Ssk	0	312	0	159	74	<b>863</b>	0	0	0	0	0	0	0	0	0	0
PRINGLE, Mike	1992	2004	13	188	Edm, Sac, Bal, Mtl	137	0	2	0	0	<b>826</b>	125	12	0	0	0	0	0	0	0	137
REED, George	1963	1975	13	203	Ssk	137	0	0	0	1	<b>823</b>	134	3	0	0	0	0	0	0	0	137
KELLETT, Matt	1999	2005	6	98	Edm, BC, Mtl, Ott	0	240	0	172	43	<b>799</b>	0	0	0	0	0	0	0	0	0	0
MILO, Chris	2011	2017	7	95	Ssk, Ott, Edm	0	186	0	193	30	<b>795</b>	0	0	0	0	0	0	0	0	0	0
PARKER, Jackie	1954	1968	13	177	Edm, Tor, BC	88	103	0	40	19	<b>750</b>	67	19	0	1	0	1	0	0	20	68
SUTHERIN, Don	1958	1970	12	133	Ham, Ott, Tor	4	270	0	114	78	<b>714</b>	1	0	3	0	0	0	0	0	0	4
PITTS, Allen	1990	2000	11	176	Cgy	117	0	4	0	0	<b>710</b>	0	117	0	0	0	0	0	0	0	117
<b>LAUTHER, Brett</b>	<b>a</b>	2013	2022	5	67	Ham, Ssk	0	113	0	173	16	<b>648</b>	0	0	0	0	0	0	0	0	0
JAMES, Gerry	1952	1964	12	145	Wpg, Ssk	63	143	0	40	21	<b>645</b>	58	5	0	0	0	0	0	0	17	46
SIMON, Geroy	1999	2013	15	238	Wpg, BC, Ssk	104	0	3	0	0	<b>630</b>	1	103	0	0	0	0	0	0	0	104
SUNTER, Ian	1972	1979	6	92	Ham, Tor	0	155	0	135	66	<b>626</b>	0	0	0	0	0	0	0	0	0	0
KELLY, Brian	1979	1987	9	137	Edm	97	0	2	0	0	<b>586</b>	0	97	0	0	0	0	0	0	0	97
<b>WARD, Lewis</b>	<b>a</b>	2018	2022	4	68	Ott	0	64	0	173	3	<b>586</b>	0	0	0	0	0	0	0	0	0
BRUCE III, Arland	2001	2013	12	189	Wpg, Tor, Ham, BC, Mtl	97	0	1	0	0	<b>584</b>	1	94	0	0	2	0	0	0	0	97
McFALL, Cyril	1974	1978	5	74	Cgy	0	131	0	134	45	<b>578</b>	0	0	0	0	0	0	0	0	0	0
KAURIC, Jerry	1987	1991	4	51	Edm	0	170	0	118	53	<b>577</b>	0	0	0	0	0	0	0	0	0	0
MACORITTI, Bob	1975	1980	6	80	Wpg, Ssk	0	145	0	122	65	<b>576</b>	0	0	0	0	0	0	0	0	0	0
MITCHELL, Derrell	1997	2007	11	174	Tor, Edm	95	0	1	0	0	<b>572</b>	2	90	0	1	0	1	1	0	0	95
GERELA, Ted	1967	1973	7	112	BC	0	132	0	123	69	<b>570</b>	0	0	0	0	0	0	0	0	0	0
ALLEN, Damon	1985	2007	23	373	Edm, Ott, BC, Me, Hm, To	93	0	5	0	0	<b>568</b>	93	0	0	0	0	0	0	0	0	93
VANDERJAGT, Mike	1996	2008	3	54	Tor	0	171	0	112	42	<b>549</b>	0	0	0	0	0	0	0	0	0	0
SCOTT, Tom	1974	1984	11	169	Wpg, Edm, Cgy	91	0	0	0	0	<b>546</b>	3	88	0	0	0	0	0	0	0	91
SHATTO, Dick	1954	1965	12	159	Tor	91	3	0	0	1	<b>542</b>	38	52	0	1	0	0	0	0	8	83
SHAW, Grant	2010	2016	7	111	Tor, Edm	0	123	0	123	49	<b>541</b>	0	0	0	0	0	0	0	0	0	0
ELLIS, Craig	1982	1993	10	121	Wpg, Cgy, Ssk, Tor, Edm	88	0	1	0	0	<b>530</b>	30	58	0	0	0	0	0	0	0	88
FLEMING, Willie	1959	1966	8	126	BC	87	1	0	0	0	<b>523</b>	38	48	0	0	0	1	0	0	0	87
WINFIELD, Earl	1987	1997	11	130	Ham	87	0	0	0	0	<b>522</b>	0	75	0	0	11	1	0	0	0	87
MILLINGTON, Sean	1991	2005	13	194	Edm, BC, Wpg, Tor	87	0	0	0	0	<b>522</b>	75	11	0	1	0	0	0	0	0	87
CLEMONS, Michael	1989	2000	12	185	Tor	85	0	3	0	0	<b>516</b>	31	46	0	0	8	0	0	0	0	85
DIXON, Tom	1985	1988	4	59	Edm, Ott	0	151	0	94	77	<b>510</b>	0	0	0	0	0	0	0	0	0	0
PALARDY, Justin	2010	2015	5	63	Ham, Wpg, Tor	0	116	0	122	23	<b>505</b>	0	0	0	0	0	0	0	0	0	0
ROBERTS, Charles	2001	2008	8	138	Wpg, BC	84	0	0	0	0	<b>504</b>	69	13	0	0	2	0	0	0	0	84
KEMPF, Peter	1963	1968	6	94	BC, Mtl, Edm	5	167	0	92	29	<b>502</b>	0	5	0	0	0	0	0	0	0	5
ANDERSON, Kelvin	1996	2003	8	139	Cgy, BC	81	0	1	0	0	<b>488</b>	57	24	0	0	0	0	0	0	0	81
HARRIS, Andrew	2010	2022	12	184	BC, Wpg, Tor	80	0	2	0	0	<b>484</b>	49	31	0	0	0	0	0	0	0	80

Note: Touchdowns were worth 5 points until 1955

**CFL REGULAR SEASON INDIVIDUAL RECORDS**

**ALL-TIME LEADERS TO 2022: SCORING**

Player	CFL CAREER:					SCORING:						TOUCHDOWNS:										
	First	Last	Yrs	GP	Teams	TD	C-1	C-2	FG	S	Pts	Rsh	Rec	IR	FR	PR	KO	FG	JTK	5pt	6pt	
EVANSHEN, Terry	1965	1978	14	198	Mtl, Cgy, Ham, Tor	80	0	2	0	0	484	0	80	0	0	0	0	0	0	0	0	80
MOORE, Travis	1994	2005	11	157	Cgy, Ssk	79	0	2	0	0	478	0	79	0	0	0	0	0	0	0	0	79
WATERS, Swayze	2012	2017	5	51	Tor, Edm	0	109	0	112	32	477	0	0	0	0	0	0	0	0	0	0	0
SETTA, Nick	2007	2009	3	53	Ham	0	103	0	111	40	476	0	0	0	0	0	0	0	0	0	0	0
ELGAARD, Ray	1983	1996	14	220	Ssk	78	0	2	0	0	472	0	78	0	0	0	0	0	0	0	0	78
WILLIAMS, David	1988	1995	8	101	BC, Ott, Edm, Tor, Wpg	78	0	1	0	0	470	0	78	0	0	0	0	0	0	0	0	78
CASTILLO, Sergio	2015	2022	6	59	Wpg, Ott, Ham, BC, Edm	0	85	0	124	11	468	0	0	0	0	0	0	0	0	0	0	0
DUNIGAN, Matt	1983	1996	14	194	6 teams	77	0	2	0	0	466	77	0	0	0	0	0	0	0	0	0	77
DRUMMOND, Robert	1994	2002	9	136	Bl, Tor, BC	77	0	0	0	0	462	59	18	0	0	0	0	0	0	0	0	77
KWONG, Norm	1948	1960	13	183	Cgy, Edm	83	0	0	0	0	460	77	5	0	1	0	0	0	0	0	38	45
ILESIC, Hank	1977	2001	20	261	Edm, Tor, Ham, BC	0	98	0	59	185	460	0	0	0	0	0	0	0	0	0	0	0
NARCISSE, Donald	1987	1999	13	216	Ssk	75	0	4	0	0	458	0	75	0	0	0	0	0	0	0	0	75
LAMMLE, Wayne	1992	1999	7	71	BC, Tor, Ott, Ssk	0	127	0	93	51	457	0	0	0	0	0	0	0	0	0	0	0
LEWIS, Leo	1955	1966	11	161	Wpg	75	5	0	0	1	450	48	26	0	0	0	0	1	0	0	6	69
WILLIAMS, Ronald	1996	2002	7	100	BC, Wpg, Ham, Edm	75	0	0	0	0	450	71	4	0	0	0	0	0	0	0	0	75
COPELAND, Jeremaine	2001	2011	11	168	Mtl, Cgy, Tor	75	0	0	0	0	450	0	75	0	0	0	0	0	0	0	0	75
VAUGHN, Terry	1995	2006	12	212	Cgy, Edm, Mtl, Ham	73	0	1	0	1	441	0	73	0	0	0	0	0	0	0	0	73
MAHER, Brett	2014	2017	4	58	Ott, Ham	0	84	0	107	36	441	0	0	0	0	0	0	0	0	0	0	0
LEWIS, Nik	2004	2017	14	226	Cgy, Mtl	73	0	1	0	0	440	0	71	0	2	0	0	0	0	0	0	73
SAUNDERS, Mike	1992	1999	8	108	Ssk, SA, Mtl, Ham, Tor	72	0	3	0	0	438	39	33	0	0	0	0	0	0	0	0	72
MANN, Dave	1958	1970	12	155	Tor	33	73	0	22	98	435	7	24	0	0	1	0	1	0	0	0	33
GABRIEL, Tony	1971	1981	11	168	Ham, Ott	72	0	1	0	0	434	0	69	0	3	0	0	0	0	0	0	72
PATTERSON, Hal	1954	1967	14	145	Mtl, Ham	75	0	0	0	0	432	6	64	0	2	0	3	0	0	0	18	57
GERMANY, Jim	1977	1983	7	92	Edm	71	0	0	0	0	426	65	6	0	0	0	0	0	0	0	0	71
SANDUSKY, Jim	1984	1998	12	165	BC, Edm	70	0	1	0	1	423	0	69	0	0	1	0	0	0	0	0	70
BRIGHT, Johnny	1952	1964	13	175	Cgy, Edm	71	0	0	0	0	422	70	1	0	0	0	0	0	0	0	4	67
BOYD, Jeff	1983	1991	9	119	Wpg, Tor	70	0	1	0	0	422	1	69	0	0	0	0	0	0	0	0	70
ARMSTRONG, Chris	1991	1999	9	129	Edm, Ott, Bal, Mtl, Wpg	69	0	1	0	0	416	0	69	0	0	0	0	0	0	0	0	69
CRAPIGNA, Tyler	2015	2021	6	52	Cgy, Ssk, Tor, Wpg	0	105	0	101	8	416	0	0	0	0	0	0	0	0	0	0	0
<b>BANKS, Brandon</b>	<b>a</b>	2013	2022	9	127	Ham, Tor	67	0	5	0	412	6	48	0	0	7	1	5	0	0	0	67
YOUNG, Jim	1967	1979	13	197	BC	68	0	1	0	0	410	3	65	0	0	0	0	0	0	0	0	68
CAHOON, Ben	1998	2010	13	224	Mtl	67	2	1	1	1	410	1	65	0	0	0	0	0	0	1	0	67
BURRIS, Henry	1997	2016	18	277	Ssk, Cgy, Ham, Ott	68	0	1	0	0	410	68	0	0	0	0	0	0	0	0	0	68
ANDERSON, Roman	1994	1995	2	36	Sac-SA	0	102	0	95	17	404	0	0	0	0	0	0	0	0	0	0	0
FLUTIE, Darren	1991	2002	12	193	BC, Edm, Ham	66	0	4	0	0	404	0	66	0	0	0	0	0	0	0	0	66
STEWART, Ron C	1958	1970	13	167	Ott	67	0	0	0	0	402	42	23	0	2	0	0	0	0	0	0	67
WAGNER, Virgil	1946	1954	9	110	Mtl	79	3	0	0	0	398	60	15	1	3	0	0	0	0	79	0	
FLUTIE, Doug	1990	1997	8	136	BC, Cgy, Tor	66	0	1	0	0	398	66	0	0	0	0	0	0	0	0	0	66
RACINE, Moe	1958	1974	17	201	Ott	0	176	0	62	30	392	0	0	0	0	0	0	0	0	0	0	0
MARSHALL, Blake	1987	1993	7	88	Edm	65	0	0	0	0	390	54	11	0	0	0	0	0	0	0	0	65
SIMPSON, Bob	1950	1962	13	169	Ott	70	0	0	0	0	388	0	65	3	2	0	0	0	0	32	38	
JONAS, Don	1970	1974	5	77	Tor, Wpg, Ham	12	130	0	53	24	385	12	0	0	0	0	0	0	0	0	0	12
HUERTA, Carlos	1994	1995	2	36	LV, Bal	0	87	0	95	12	384	0	0	0	0	0	0	0	0	0	0	0
JONES, Milson	1982	1992	11	167	Wpg, Edm, Ssk	63	0	1	0	0	380	48	15	0	0	0	0	0	0	0	0	63
COLEMAN, Lovell	1960	1970	10	131	Cgy, BC, Ott	63	0	0	0	0	378	42	19	1	1	0	0	0	0	0	0	63
FORZANI, Tom	1973	1983	11	172	Cgy	62	0	3	0	0	378	0	62	0	0	0	0	0	0	0	0	62
BROWN, Eddie	1990	2002	12	160	7 teams	63	0	0	0	0	378	0	60	0	0	3	0	0	0	0	0	63
DRESSLER, Weston	2008	2018	11	161	Ssk, Wpg	65	0	7	0	0	374	2	60	0	0	3	0	0	0	0	0	60
GREEN, S.J.	2007	2019	13	170	Mtl, Tor	60	0	7	0	0	374	0	60	0	0	0	0	0	0	0	0	60
MURPHY, James	1983	1990	8	121	Wpg	62	0	0	0	0	372	0	61	0	0	1	0	0	0	0	0	62
HAM, Tracy	1987	1999	13	215	Edm, Tor, Bal, Mtl	62	0	0	0	0	372	62	0	0	0	0	0	0	0	0	0	62
SERNA, Alexis	2008	2010	3	42	Wpg	0	94	0	82	28	368	0	0	0	0	0	0	0	0	0	0	0
REYNOLDS, Joffrey	2004	2011	8	125	Cgy	61	0	1	0	0	368	53	8	0	0	0	0	0	0	0	0	61
MCDUGALL, Gerry	1957	1966	8	108	Ham, Tor	52	31	0	5	4	362	36	15	0	0	0	0	0	1	0	0	52
MACMILLAN, Ivan	1970	1975	6	61	Ott, Tor, BC, Ssk	0	110	0	70	42	362	0	0	0	0	0	0	0	0	0	0	0
TUCKER, Jason	2002	2008	7	102	Edm	60	0	1	0	0	362	1	59	0	0	0	0	0	0	0	0	60
CAMPBELL, Hugh	1963	1969	6	87	Ssk	60	0	0	0	0	360	0	60	0	0	0	0	0	0	0	0	60
PHILPOT, Cory	1993	2000	8	94	BC, Wpg	59	0	2	0	0	358	46	11	0	0	0	2	0	0	0	0	59
<b>ARCENEUX, Emm'l</b>	<b>a</b>	2009	2022	10	152	BC, Ssk, Edm	58	0	4	0	356	0	58	0	0	0	0	0	0	0	0	58
WHITEHOUSE, Reg	1952	1966	15	236	Ssk	0	167	0	57	17	355	0	0	0	0	0	0	0	0	0	0	0
DIXON, George	1959	1965	7	76	Mtl	59	0	0	0	0	354	42	17	0	0	0	0	0	0	0	0	59
FAIRHOLM, Jeff	1988	1996	9	128	Ssk, Tor	59	0	0	0	0	354	0	59	0	0	0	0	0	0	0	0	59
FERNANDEZ, Mervyn	1982	1994	6	83	BC	58	0	2	0	0	352	0	57	0	0	1	0	0	0	0	0	58
LUMSDEN, Neil	1976	1985	10	133	Tor, Ham, Edm	51	10	0	8	8	348	36	15	0	0	0	0	0	0	0	0	51
HOUSE, Rick	1979	1991	13	189	Wpg, Edm	58	0	0	0	0	348	3	55	0	0	0	0	0	0	0	0	58

Note: Touchdowns were worth 5 points until 1955

**CFL REGULAR SEASON INDIVIDUAL RECORDS**

**ALL-TIME LEADERS TO 2022: RUSHING**

Rnk	Player	St	Pos	CFL REGULAR SEASON CAREER:				CAREER TOTALS:					YEARS:			GAMES:				
				First	Last	Teams	Yrs	GP	Car	Yards	Avg	LG	TD	Avg	Max	1K	Avg	Max	100	200
1	PRINGLE, Mike	A	RB	1992	2004	Edm, Sac, Bal, Mtl	13	188	2,962	16,425	5.5	86	125	1,263	2,065	9	87.4	235	73	5
2	REED, George	A	FB	1963	1975	Ssk	13	203	3,243	16,116	5.0	71	134	1,240	1,768	11	79.4	268	66	1
3	ALLEN, Damon	A	QB	1985	2007	Six teams	23	370	1,766	11,920	6.7	51	93	518	1,036	1	32.2	170	3	0
4	BRIGHT, Johnny	A	FB	1952	1964	Cgy, Edm	13	175	1,969	10,909	5.5	90	70	839	1,722	5	62.3	178	36	0
5	ROBERTS, Charles	A	RB	2001	2008	Wpg, BC	8	138	1,918	10,285	5.4	70	69	1,286	1,624	6	74.5	195	38	0
6	<b>HARRIS, Andrew</b>	<b>N</b>	RB	2010	2022	BC, Wpg, Tor	12	184	1,903	<b>10,151</b>	5.3	61	49	846	1,390	5	55.2	166	29	0
7	ANDERSON, Kelvin	A	RB	1996	2003	Cgy, BC	8	139	1,858	9,340	5.0	52	57	1,168	1,383	8	67.2	179	21	0
8	REYNOLDS, Joffrey	A	RB	2004	2011	Cgy	8	125	1,590	9,213	5.8	55	53	1,152	1,541	6	73.7	189	31	0
9	KWONG, Normie	<b>N</b>	HB	1948	1960	Cgy, Edm	13	183	1,745	9,022	5.2	60	77	694	1,437	4	49.3	192	18	0
10	LEWIS, Leo	A	HB	1955	1966	Wpg	11	161	1,351	8,861	6.6	92	48	806	1,164	2	55.0	179	20	0
11	THELEN, Dave	A	FB	1958	1966	Ott, Tor	9	124	1,530	8,463	5.5	77	47	940	1,407	3	68.3	209	30	1
12	HAM, Tracy	A	QB	1987	1999	Edm, Tor, Bl, Mtl	13	215	1,059	8,043	7.6	80	62	619	1,096	2	37.4	166	8	0
13	EVENSON, Jim	A	FB	1968	1974	BC, Ott	7	100	1,460	7,060	4.8	68	37	1,009	1,287	4	70.6	197	18	0
14	SHATTO, Dick	A	HB-OB	1954	1965	Tor	12	159	1,316	7,007	5.3	67	38	584	969	0	44.1	155	16	0
15	LUNSFORD, Earl	A	FB	1956	1963	Cgy	6	86	1,199	6,994	5.8	85	55	1,166	1,794	5	81.3	211	28	2
16	CORNISH, Jon	<b>N</b>	RB	2007	2015	Cgy	10	149	1,026	6,844	6.7	79	44	684	1,813	3	45.9	208	22	1
17	DAVIS, Troy	A	RB	2001	2007	Ham, Edm, Tor	7	97	1,313	6,739	5.1	75	36	963	1,628	4	69.5	233	22	1
18	DRUMMOND, Robert	A	RB	1994	2002	Bl, Tor, BC	9	135	1,280	6,706	5.2	79	59	745	1,309	2	49.7	168	16	0
19	COLEMAN, Lovell	A	FB	1960	1970	Cgy, Ott, BC	10	131	1,135	6,566	5.8	85	42	657	1,629	3	50.1	238	26	2
20	BURDEN, Willie	A	RB	1974	1981	Cgy	8	103	1,242	6,234	5.0	71	32	779	1,896	2	60.5	238	22	1
21	WILLIAMS, Ronald	A	RB	1996	2002	BC, Wpg, Ham, Edm	7	100	1,242	6,205	5.0	70	71	886	1,264	3	62.1	212	17	1
22	MIMBS, Robert	A	RB	1990	1997	Wpg, BC, Ssk	7	81	1,244	6,162	5.0	47	38	880	1,769	3	76.1	180	22	0
23	THOMAS, Jim	A	RB	1963	1971	Edm	9	111	1,111	6,161	5.5	104	37	685	1,006	1	55.5	191	15	0
24	WASHINGTON, Jim	A	RB	1974	1980	Wpg, Ssk	7	91	1,206	6,127	5.1	68	31	875	1,277	3	67.3	161	13	0
25	FLEMING, Willie	A	HB	1959	1966	BC	8	126	868	6,125	7.1	109	38	766	1,234	2	48.6	189	17	0
26	MILLINGTON, Sean	<b>N</b>	FB	1991	2005	Edm, BC, Wpg, Tor	13	194	1,129	6,086	5.4	65	75	468	1,010	1	31.4	225	9	2
27	REAVES, Willard	A	RB	1983	1987	Wpg	5	62	1,110	5,923	5.3	75	44	1,185	1,733	3	95.5	221	26	2
28	SYKES, James	A	RB	1978	1983	Cgy, Wpg	7	75	1,156	5,870	5.1	84	48	839	1,263	4	78.3	194	19	0
29	SAUNDERS, Mike	A	RB	1992	1999	Ssk, SA, Mtl, Ham, Tor	8	108	1,160	5,780	5.0	52	39	723	1,205	2	53.5	170	11	0
30	GERMANY, Jim	A	RB	1977	1983	Edm	7	92	1,082	5,730	5.3	96	65	819	1,324	3	62.3	162	9	0
31	STEWART, Ron	<b>N</b>	HB	1958	1970	Ott	13	167	983	5,690	5.8	72	42	438	1,020	1	34.1	287	8	1
32	MESSAM, Jerome	<b>N</b>	RB	2010	2018	BC, Edm, Mtl, Ssk, Cgy	9	131	1,087	5,689	5.2	53	34	632	1,198	4	43.4	139	14	0
33	BURRIS, Henry	A	QB	1997	2016	Ssk, Cgy, Ham, Ott	18	277	963	5,653	5.9	39	68	314	623	0	20.4	96	0	0
34	DIXON, George	A	HB	1959	1965	Mtl	7	76	896	5,615	6.3	109	42	802	1,520	2	73.9	235	24	1
35	JAMES, Gerry	<b>N</b>	FB	1952	1964	Wpg, Ssk	12	145	995	5,554	5.6	74	58	463	1,205	2	38.3	175	10	0
36	RAIMEY, Dave	A	HB	1965	1972	Wpg, Tor	10	142	886	5,528	6.2	100	25	553	1,223	2	38.9	173	17	0
37	WHITAKER, Brandon	A	RB	2009	2017	Mtl, Tor	9	93	1,018	5,378	5.3	59	19	598	1,381	2	57.8	162	14	0
38	CLEMONS, Michael	A	RB-SB	1989	2000	Tor	12	185	1,107	5,341	4.8	64	31	445	836	0	28.9	120	1	0
39	PARKER, Jackie	A	QB-HB	1954	1968	Edm, Tor, BC	13	177	834	5,327	6.4	57	67	410	925	0	30.1	158	5	0
40	PHILPOT, Cory	A	RB	1993	2000	BC, Wpg	8	94	882	5,213	5.9	92	46	652	1,308	2	55.5	178	17	0
41	JACKSON, Russ	<b>N</b>	QB	1958	1969	Ott	12	166	726	5,122	7.1	73	54	427	588	0	30.9	134	2	0
42	MCDUGALL, Gerry	A	FB	1957	1966	Ham, Tor, Edm	8	108	991	5,081	5.1	88	36	635	1,109	3	47.0	213	14	1
43	DUNIGAN, Matt	A	QB	1983	1996	Edm, BC, Tor, Wpg, Bh, Harr	14	194	850	5,031	5.9	69	77	359	737	0	25.9	138	4	0
44	COBOURNE, Avon	A	RB	2006	2012	Mtl, Ham	7	98	919	4,999	5.4	46	37	714	1,214	1	51.0	193	17	0
45	<b>POWELL, William</b>	A	RB	<b>2015</b>	2022	Ott, Ssk	7	73	954	4,967	5.2	69	29	710	1,362	2	68.0	187	16	0
46	CATES, Wes	A	RB	2006	2011	Cgy, Ssk	6	93	929	4,942	5.3	83	43	824	1,229	2	53.1	139	9	0
47	JONES, Milson	<b>N</b>	RB	1982	1992	Wpg, Edm, Ssk	11	167	973	4,930	5.1	69	48	448	765	0	29.5	132	7	0
48	GILCHRIST, Cookie	A	FB	1956	1961	Ham, Ssk, Tor	6	82	849	4,911	5.8	76	28	819	1,254	1	59.9	179	16	0
49	BUCHANAN, Ed	A	HB	1961	1970	Cgy, Ssk, Ham	9	109	796	4,857	6.1	93	24	540	1,390	1	44.6	198	10	0
50	GABLE, C.J.	A	RB	2013	2019	Ham, Edm	7	85	880	4,803	5.5	61	28	686	1,063	1	56.5	165	12	0
51	BARNES, Reggie	A	RB	1990	1996	Ott, Shr, Ham, Tor	7	80	942	4,771	5.1	64	27	682	1,486	2	59.6	191	11	0
52	WHITE, John Henry	A	RB	1978	1987	BC	10	138	914	4,715	5.2	52	27	472	834	0	34.2	94	0	0
53	MILLS, Troy	A	RB	1993	2003	Sc, Ott, Edm, Wpg	9	101	862	4,693	5.4	60	35	521	1,230	2	46.5	230	12	1
54	BELL, Roy	A	RB	1972	1976	Edm	5	62	962	4,667	4.9	76	18	933	1,455	3	75.3	186	12	0
55	FLUTIE, Doug	A	QB	1990	1997	BC, Cgy, Tor	8	136	704	4,660	6.6	57	66	583	760	0	34.3	141	4	0
56	BROWN, Lester	A	RB	1980	1987	Ssk, Mtl, Tor, Ott, Wpg	8	97	981	4,586	4.7	62	36	573	804	0	47.3	172	5	0
57	JOSEPH, Kerry	A	QB	2003	2014	Ott, Ssk, Tor, Edm	12	179	697	4,584	6.6	63	56	382	1,006	1	25.6	118	2	0
58	KEY, Larry	A	RB	1978	1982	BC	5	72	887	4,523	5.1	71	47	905	1,098	3	62.8	190	10	0
59	REID, Fred	A	RB	2007	2011	Wpg	5	83	773	4,505	5.8	22	61	901	1,396	2	54.3	260	10	1
60	RANEK, Josh	A	RB	2002	2007	Ott, Ssk, Ham	6	78	826	4,377	5.3	71	25	730	1,157	3	56.1	164	11	0
61	SYMONS, Bill	A	HB	1966	1973	BC, Tor	8	103	814	4,300	5.3	98	33	538	1,107	1	41.7	157	11	0
62	MARLOW, Bobby	A	HB	1953	1959	Ssk	7	86	833	4,291	5.2	62	31	613	882	0	49.9	121	5	0
63	STRICKLAND, Mike	A	RB	1975	1979	BC, Ssk	5	67	936	4,179	4.5	49	27	836	1,306	2	62.4	130	11	0
64	SUTTON, Tyrell	A	RB	2013	2019	Mtl, BC, Ham	7	77	733	4,044	5.5	54	17	578	1,059	1	52.5	139	9	0
65	EALEY, Chuck	A	QB	1972	1978	Ham, Wpg, Tor	7	105	664	3,984	6.0	86	19	569	687	0	37.9	146	5	0
66	WHITE, John	A	RB	2013	2021	Edm, Ham, BC, Tor	8	74	738	3,964	5.4	60	22	496	1,004	1	53.6	192	12	0
67	DILLARD, Jim	A	HB	1962	1968	Cgy, Ott, Tor	7	88	733	3,949	5.4	65	28	564	756	0	44.9	162	7	0
68	HOPKINS, Andy	A	RB	1973	1977	Ham, Mtl	5	57	823	3,922	4.8	97	18	784	1,223	2	68.8	182	9	0

1. Individual rushing yardage statistics first became available in 1950 in the West and 1954 in the East. Data from 1958 are revised to remove Team Losses.  
 2. Rushing totals for Norm Kwong cover 1950-1960 only. He played in 1948-1949 and thus accumulated more yards. Exact data for pre-1950 years are not known.



**CFL REGULAR SEASON INDIVIDUAL RECORDS**

**ALL-TIME LEADERS TO 2022: RECEIVING**

Rnk	Player	St	Pos	CFL REGULAR SEASON CAREER:				CAREER TOTALS:					YEARS:			GAMES:				
				First	Last	Teams	Yrs	GP	Rec	Yards	Avg	LG	TD	Avg	Max	1K	Avg	Max	100	200
1	SIMON, Geroy	A	WR	1998	2013	Wpg, BC, Ssk	15	238	1,029	16,352	15.9	103	103	1,090	1,856	9	68.7	238	63	3
2	STEGALL, Milt	A	WR	1995	2008	Wpg	14	199	854	15,153	17.7	105	144	1,082	1,896	10	76.1	254	54	3
3	PITTS, Allen	A	WR	1990	2000	Cgy	11	176	966	14,891	15.4	87	117	1,354	2,036	9	84.6	196	64	0
4	FLUTIE, Darren	A	WR	1991	2002	BC, Edm, Ham	12	193	972	14,359	14.8	76	66	1,197	1,731	9	74.4	251	40	4
5	LEWIS, Nik	A	WR	2004	2017	Cgy, Mtl	14	226	1,050	13,778	13.1	82	71	984	1,379	10	61.0	162	30	0
6	VAUGHN, Terry	A	WR	1995	2006	Cgy, Edm, Mtl, Ham	12	212	1,006	13,746	13.7	104	73	1,146	1,558	11	64.8	275	35	1
7	CAHOON, Ben	N	WR	1998	2010	Mtl	13	224	1,017	13,301	13.1	97	65	1,023	1,561	9	59.4	187	32	0
8	ELGAARD, Ray	N	SB-TE	1983	1996	Ssk	14	220	830	13,198	15.9	81	78	943	1,494	8	60.0	210	25	2
9	NARCISSE, Don	A	WR	1987	1999	Ssk	13	216	919	12,366	13.5	77	75	951	1,419	8	57.3	199	34	0
10	MITCHELL, Derrell	A	WR	1997	2007	Tor, Edm	11	174	821	12,014	14.6	86	90	1,092	2,000	6	69.0	220	47	1
11	BRUCE III, Arland	A	WR	2001	2013	Wpg, Tor, Ham, BC, Mtl	12	189	767	11,625	15.2	100	94	969	1,370	6	61.5	272	29	1
12	KELLY, Brian	A	WR	1979	1987	Edm	9	137	575	11,169	19.4	97	97	1,241	1,812	6	81.5	266	41	6
13	SCOTT, Tom	A	SB	1974	1984	Wpg, Edm, Cgy	11	169	649	10,837	16.7	98	88	985	1,518	6	64.1	170	40	0
14	COFFEY, Tommy-Joe	A	E-K	1959	1973	Edm, Ham, Tor	14	200	650	10,320	15.9	83	63	737	1,286	4	51.6	173	32	0
15	GREEN, S.J.	A	WR	2007	2019	Mtl, Tor	13	170	716	10,222	14.3	74	60	786	1,462	7	60.1	210	30	1
16	WINFIELD, Earl	A	WR	1987	1997	Ham	11	130	573	10,119	17.7	81	75	920	1,496	5	77.8	169	41	0
17	DRESSLER, Weston	A	WR	2008	2018	Ssk, Wpg	11	161	715	10,026	14.0	87	60	911	1,189	4	62.3	180	31	0
18	COPELAND, Jeremaine	A	WR	2001	2011	Mtl, Cgy, Tor	11	168	622	10,015	16.1	84	75	910	1,757	5	59.6	208	25	1
19	MOORE, Travis	A	WR	1994	2005	Cgy, Ssk	11	157	645	9,930	15.4	89	79	903	1,431	5	63.2	190	25	0
20	GABRIEL, Tony	N	TE	1971	1981	Ham, Ott	11	168	614	9,832	16.0	80	69	894	1,362	5	58.5	181	26	0
21	DIPIETRO, Rocky	N	TE	1978	1991	Ham	14	204	706	9,762	13.8	80	45	697	1,160	3	47.9	166	14	0
22	SANDUSKY, Jim	A	WR	1984	1998	BC, Edm	12	165	586	9,737	16.6	78	69	811	1,437	5	59.0	214	31	1
23	EVANSHEN, Terry	N	WR	1965	1978	Mtl, Cgy, Hm, Tor	14	198	600	9,697	16.2	109	80	693	1,662	3	49.0	200	23	1
24	CLIMIE, Jock	N	WR	1990	2001	Tor, Ott, Mtl	12	175	627	9,619	15.3	89	56	802	1,281	4	55.0	184	24	0
25	GORDON, Robert	A	WR	1991	2004	Ott, Tor, BC, Edm, Wpg	13	169	623	9,543	15.3	65	50	734	1,395	3	56.5	165	23	0
26	BOWMAN, Adarius	A	WR	2008	2018	Ssk, Wpg, Edm	11	141	692	9,491	13.7	74	49	863	1,761	4	67.3	226	36	3
27	PATTERSON, Hal	A	E	1954	1967	Mtl, Ham	14	145	460	9,473	20.6	109	64	677	1,914	2	65.3	338	34	3
28	YOUNG, Jim	N	WR-HB	1967	1979	BC	13	197	522	9,248	17.7	87	65	711	1,362	2	46.9	204	21	1
29	MURPHY, James	A	WR	1983	1990	Wpg	8	121	573	9,036	15.8	86	61	1,130	1,746	6	74.7	229	37	1
30	ARCENEUX, Emm'l	A	WR	2009	2022	BC, Ssk, Edm	10	152	617	8,931	14.5	82	58	893	1,566	4	58.8	180	26	0
31	ALEXANDER, Ray	A	WR	1985	1995	Cgy, BC, Ott	8	114	556	8,842	15.9	59	40	1,105	1,605	5	77.6	222	35	1
32	MASOTTI, Paul	N	WR	1988	1999	Tor	12	172	556	8,772	15.8	97	44	731	1,336	4	51.0	244	19	1
33	BROWN, Eddie	A	WR	1990	2002	Seven teams	12	160	532	8,663	16.3	78	60	722	1,378	3	54.1	218	21	1
34	ELLINGSON, Greg	A	WR	2013	2022	Ham, Ott, Edm, Wpg	9	125	587	8,550	14.6	80	45	950	1,459	5	68.4	218	29	1
35	STAMPS, Fred	A	WR	2007	2015	Edm, Mtl	9	138	536	8,411	15.7	95	54	935	1,402	4	60.9	213	29	2
36	FANTUZ, Andy	N	WR	2006	2017	Ssk, Ham	12	148	637	8,363	13.1	72	44	697	1,380	2	56.5	255	16	2
37	POPLAWSKI, Joe	N	WR	1978	1986	Wpg	9	129	549	8,341	15.2	68	48	927	1,271	3	64.7	183	20	0
38	RICHARDSON, Jamel	A	WR	2003	2015	Ssk, Mtl	11	124	605	8,340	13.8	81	52	758	1,777	5	67.3	199	24	0
39	BOYD, Jeff	A	WR	1983	1991	Wpg, Tor	9	119	464	8,322	17.9	105	69	925	1,372	5	69.9	196	28	0
40	FORZANI, Tom	N	WR	1973	1983	Cgy	11	172	553	8,285	15.0	86	62	753	971	0	48.2	195	14	0
41	JONES, Stephen	A	WR	1985	1994	Ssk, Edm, Ott	10	142	439	8,256	18.8	89	49	826	1,400	4	58.1	254	24	1
42	SMITH, Darrell K.	A	WR	1986	1992	Tor	7	112	476	8,242	17.3	89	52	1,177	1,826	4	73.6	226	25	2
43	TAYLOR, Bobby	N	WR	1962	1973	Cgy, Tor, Edm, Ham	12	144	521	8,223	15.8	82	50	685	1,183	2	57.1	193	22	0
44	HOUSE, Rick	N	SB-HB	1974	1991	Wpg, Edm	13	189	522	8,139	15.6	81	55	626	1,102	2	43.1	149	14	0
45	TOLBERT, Emanuel	A	WR	1980	1990	Ssk, Tor, Cgy, BC	11	134	480	8,108	16.9	80	52	737	1,328	5	60.5	202	22	1
46	ARMSTRONG, Chris	A	WR	1991	1999	Edm, Ott, Bal, Mtl, Wpg	8	129	449	8,104	18.0	97	69	1,013	1,586	3	62.8	224	30	1
47	ELLIS, Craig	A	SB-RB	1982	1993	Wpg, Cgy, Ssk, Tor, Edm	10	121	580	7,757	13.4	86	58	776	1,654	4	64.1	205	20	2
48	EDWARDS, Terrence	A	WR	2005	2013	Mtl, Wpg	9	125	508	7,637	15.0	90	47	849	1,372	5	61.1	191	24	0
49	FAIRHOLM, Jeff	N	WR	1988	1996	Ssk, Tor	9	128	426	7,465	17.5	107	59	829	1,391	3	58.3	244	21	3
50	WATKINS, Kerry	A	WR	2004	2012	Mtl	8	112	515	7,431	14.4	75	48	929	1,364	5	66.3	192	23	0
51	MCDANIEL, Marquay	A	WR	2009	2018	Ham, Cgy	10	134	562	7,366	13.1	63	37	737	1,074	3	55.0	165	16	0
52	ALPHIN, Gerald	A	WR	1986	1995	Mtl, Ott, Wpg, Bal	8	108	414	7,315	17.7	78	51	914	1,471	4	67.7	174	25	0
53	BURNHAM, Bryan	A	WR	2014	2022	BC	8	105	476	7,212	15.2	61	42	902	1,492	4	68.7	208	20	1
54	WILLIAMS, David	A	WR	1988	1995	BC, Ott, Edm, Tor, Wpg	8	101	439	7,197	16.4	77	78	900	1,468	4	71.3	240	25	2
55	TUCKER, Jason	A	WR	2002	2008	Edm	7	102	388	7,046	18.2	105	59	1,007	1,632	3	69.1	217	22	2
56	CLEMONS, Michael	A	SB-RB	1989	2000	Tor	12	185	682	7,015	10.3	69	46	585	1,268	2	37.9	137	14	0
57	PETERSON, Kamau	N	WR	2001	2011	Cgy, Wpg, Ham, Ed, BC	11	160	534	6,879	12.9	66	29	625	1,317	2	43.0	139	11	0
58	GREER, Terry	A	WR	1980	1985	Tor	6	82	404	6,817	16.9	72	47	1,136	2,003	4	83.1	246	26	5
59	CLERMONT, Jason	N	WR	2002	2011	BC, Ssk	10	165	501	6,766	13.5	93	38	677	1,220	3	41.0	184	11	0
60	THELWELL, Ryan	N	WR	2001	2011	BC, Cgy	11	161	441	6,716	15.2	75	39	611	1,035	1	41.7	199	10	0
61	HERVEY, Ed	A	WR	1999	2006	Edm	8	118	476	6,715	14.1	95	43	839	1,447	2	56.9	176	20	0
62	HARRISON, Herman	A	TE	1964	1972	Cgy	9	132	443	6,693	15.1	48	43	744	1,306	3	50.7	237	16	1
63	FERNANDEZ, Mervyn	A	WR	1982	1994	BC	6	83	399	6,690	16.8	90	57	1,115	1,727	4	80.6	259	21	3
64	SHATTO, Dick	A/N	HB	1954	1965	Tor	12	159	466	6,684	14.3	82	52	557	945	0	42.0	156	14	0
65	WALKER, Derel	A	WR	2015	2022	Edm, Tor	11	147	471	6,653	14.1	104	33	950	1,589	3	45.3	203	21	1
66	MORREALE, Mike	N	WR	1995	2006	Ham, Tor	12	216	509	6,649	13.1	92	24	554	1,076	1	30.8	139	5	0
67	SAPUNJIS, Dave	N	SB	1990	1996	Cgy	7	120	460	6,586	14.3	75	46	941	1,655	4	54.9	208	17	1
68	WILLIS, Larry	A	WR	1986	1993	Cgy, BC, Ed, Wp, Tor	8	89	358	6,585	18.4	104	40	823	1,477	4	74.0	184	23	0
69	GRANT, Tommy	N	E/HB	1956	1969	Ham, Wpg	14	181	329	6,542	19.9	91	51	467	1,029	1	36.1	203	13	1
70	TREVATHAN, Mike	A	WR	1991	1998	BC, Wpg	8	116	411	6,476	15.8	67	46	810	1,069	3	55.8	179	9	0
71	DALLA RIVA, Peter	N	TE																	

**CFL REGULAR SEASON INDIVIDUAL RECORDS**

**ALL-TIME LEADERS TO 2022: TOTAL YARDS**

YARDS FROM SCRIMMAGE LEADERS - 1950 TO 2022							
Player	St	Last	Teams	GP	Rush	Recg	Total
PRINGLE, Mike	A	2004	Edm, Sc, Bl, Mtl	188	16,425	3,830	<b>20,255</b>
REED, George	A	1975	Ssk	203	16,116	2,772	<b>18,888</b>
SIMON, Geroy	A	2013	Wpg, BC, Ssk	238	194	16,352	<b>16,546</b>
<b>HARRIS, Andrew</b>	N	2022	BC, Wpg, Tor	184	10,151	5,403	<b>15,554</b>
STEGALL, Milt	A	2008	Wpg	199	56	15,153	<b>15,209</b>
PITTS, Allen	A	2000	Cgy	176	-5	14,891	<b>14,886</b>
FLUTIE, Darren	A	2002	BC, Edm, Ham	193	74	14,359	<b>14,433</b>
LEWIS, Nik	A	2017	Cgy, Mtl	226	59	13,778	<b>13,837</b>
VAUGHN, Terry	A	2006	Cgy, Edm, Mtl, Ham	212	70	13,746	<b>13,816</b>
SHATTO, Dick	A	1965	Tor	159	7,007	6,684	<b>13,691</b>
ROBERTS, Charles	A	2008	Wpg, BC	138	10,285	3,396	<b>13,681</b>
CAHOON, Ben	N	2010	Mtl	224	67	13,301	<b>13,368</b>
ELGAARD, Ray	N	1996	Ssk	220	91	13,198	<b>13,289</b>
LEWIS, Leo	A	1966	Wpg	161	8,861	4,251	<b>13,112</b>
BRIGHT, Johnny	A	1964	Cgy, Edm	175	10,909	1,826	<b>12,735</b>
ANDERSON, Kelvin	A	2003	Cgy, BC	139	9,340	3,166	<b>12,506</b>
NARCISSE, Don	A	1999	Ssk	216	12	12,366	<b>12,378</b>
CLEMONS, Michael	A	2000	Tor	185	5,341	7,015	<b>12,356</b>
MITCHELL, Derrell	A	2007	Tor, Edm	174	179	12,014	<b>12,193</b>
ALLEN, Damon	A	2007	Six teams	370	11,920	0	<b>11,920</b>
BRUCE III, Arland	A	2013	Wp, Tor, Hm, BC, MI	189	117	11,625	<b>11,742</b>
REYNOLDS, Joffrey	A	2011	Cgy	125	9,213	2,036	<b>11,249</b>
SCOTT, Tom	A	1984	Wpg, Edm, Cgy	169	411	10,837	<b>11,248</b>
KELLY, Brian	A	1987	Edm	137	0	11,169	<b>11,169</b>
DRUMMOND, Robert	A	2002	Bl, Tor, BC	135	6,706	4,033	<b>10,739</b>
FLEMING, Willie	A	1966	BC	126	6,125	4,480	<b>10,605</b>
DRESSLER, Weston	A	2018	Ssk, Wpg	161	495	10,026	<b>10,521</b>
COFFEY, Tommy-Joe	A	1973	Edm, Ham, Tor	200	41	10,320	<b>10,361</b>
GREEN, S.J.	A	2019	Mtl, Tor	170	5	10,222	<b>10,227</b>
THELEN, Dave	A	1966	Ott, Tor	124	8,463	1,764	<b>10,227</b>
WINFIELD, Earl	A	1997	Ham	130	67	10,119	<b>10,186</b>
PATTERSON, Hal	A	1967	Mtl, Ham	145	663	9,473	<b>10,136</b>
YOUNG, Jim	N	1979	BC	197	850	9,248	<b>10,098</b>
COPELAND, Jeremaine	A	2011	Mtl, Cgy, Tor	168	14	10,015	<b>10,029</b>
MOORE, Travis	A	2005	Cgy, Ssk	157	46	9,930	<b>9,976</b>
KWONG, Norm	N	1960	Cgy, Edm	183	9,022	903	<b>9,925</b>
ELLIS, Craig	A	1990	5 teams	121	2,095	7,757	<b>9,852</b>
GABRIEL, Tony	N	1981	Ham, Ott	168	15	9,832	<b>9,847</b>
DIPIETRO, Rocky	N	1991	Ham	204	25	9,762	<b>9,787</b>
SANDUSKY, Jim	A	1998	BC, Edm	165	10	9,737	<b>9,747</b>
EVANSHEN, Terry	N	1978	Mtl, Cgy, Hm, Tor	198	2	9,697	<b>9,699</b>
SAUNDERS, Mike	A	1999	Ssk, SA, Mtl, Hm, To	108	5,780	3,908	<b>9,688</b>
CLIMIE, Jock	N	2001	Tor, Ott, Mtl	175	21	9,619	<b>9,640</b>
BOWMAN, Adarius	A	2018	Ssk, Wpg, Edm, Mtl	141	81	9,491	<b>9,572</b>
GORDON, Robert	A	2004	Ott, To, BC, Ed, Wp	169	23	9,543	<b>9,566</b>
MILLINGTON, Sean	N	2005	Edm, BC, Wpg, Tor	194	6,086	3,236	<b>9,322</b>
MURPHY, James	A	1990	Wpg	121	87	9,036	<b>9,123</b>
COLEMAN, Lovell	A	1970	Cgy, Ott, BC	131	6,566	2,520	<b>9,086</b>
<b>ARCENEUX, Emm'l</b>	A	2022	BC, Ssk, Edm	152	102	8,931	<b>9,033</b>
BURDEN, Willie	A	1981	Cgy	103	6,234	2,669	<b>8,903</b>
ALEXANDER, Ray	A	1995	Cgy, BC, Ott	114	-2	8,842	<b>8,840</b>
JONES, Milson	N	1992	Wpg, Edm, Ssk	167	4,930	3,873	<b>8,803</b>
THOMAS, Jim	A	1971	Edm	111	6,161	2,642	<b>8,803</b>
MASOTTI, Paul	N	1999	Tor	172	0	8,772	<b>8,772</b>
BROWN, Eddie	A	2002	Seven teams	160	68	8,663	<b>8,731</b>
<b>ELLINGSON, Greg</b>	A	2022	Ham, Ott, Edm, Wp	125	5	8,550	<b>8,555</b>
CORNISH, Jon	N	2015	Cgy	140	6,844	1,666	<b>8,510</b>
BUCHANAN, Ed	A	1970	Cgy, Ssk, Ham	109	4,857	3,601	<b>8,458</b>
STAMPS, Fred	A	2015	Edm, Mtl	122	46	8,411	<b>8,457</b>
STEWART, Ron	N	1970	Ott	167	5,690	2,727	<b>8,417</b>
DAVIS, Troy	A	2007	Ham, Edm, Tor	97	6,739	1,668	<b>8,407</b>
BOYD, Jeff	A	1991	Wpg, Tor	119	58	8,322	<b>8,380</b>
FANTUZ, Andy	N	2017	Ssk, Ham	148	0	8,363	<b>8,363</b>
SMITH, Darrell K.	A	1992	Tor	112	107	8,242	<b>8,349</b>
POPLAWSKI, Joe	N	1986	Wpg	129	0	8,341	<b>8,341</b>
JONES, Stephen	A	1994	Ssk, Edm, Ott	142	61	8,256	<b>8,317</b>
TOLBERT, Emanuel	A	1990	Ssk, Tor, Cgy, BC	134	199	8,108	<b>8,307</b>
TAYLOR, Bobby	N	1973	Cgy, Tor, Edm, Ham	144	47	8,223	<b>8,270</b>
FORZANI, Tom	N	1983	Cgy	172	-20	8,285	<b>8,265</b>
WHITAKER, Brandon	A	2017	Mtl, Tor	93	5,378	2,874	<b>8,252</b>

COMBINED YARDS LEADERS - 1950 TO 2022							
Player	St	Last	Teams	GP	Scrim	Kick R	Total
CLEMONS, Michael	A	2000	Tor	185	12,356	13,082	<b>25,438</b>
WILLIAMS, Henry	A	2000	Ssk, Edm	203	3,750	20,257	<b>24,007</b>
PRINGLE, Mike	A	2004	Edm, Sac, Bal, Mtl	188	20,255	2,954	<b>23,209</b>
REED, George	A	1975	Ssk	203	18,888	1,168	<b>20,056</b>
LEWIS, Leo	A	1966	Wpg	161	13,112	5,627	<b>18,739</b>
SIMON, Geroy	A	2013	Wpg, BC, Ssk	238	16,546	1,848	<b>18,394</b>
ROBERTS, Charles	A	2008	Wpg, BC	138	13,681	4,244	<b>17,925</b>
VAUGHN, Terry	A	2006	Cgy, Edm, Mtl, Ham	212	13,816	3,535	<b>17,351</b>
<b>HARRIS, Andrew</b>	N	2022	BC, Wpg, Tor	184	15,554	1,276	<b>16,830</b>
OWENS, Chad	A	2017	Mtl, Tor, Ham, Ssk	105	6,389	10,309	<b>16,698</b>
STEGALL, Milt	A	2008	Wpg	199	15,209	896	<b>16,105</b>
SHATTO, Dick	A	1965	Tor	159	13,691	2,026	<b>15,717</b>
BRUCE III, Arland	A	2013	Wp, To, Hm, BC, MI	189	11,742	3,546	<b>15,288</b>
FLUTIE, Darren	A	2002	BC, Edm, Ham	193	14,433	761	<b>15,194</b>
LOGAN, Stefan	A	2019	BC, Mtl, Ott	107	2,978	11,970	<b>14,948</b>
PITTS, Allen	A	2000	Cgy	176	14,886	-1	<b>14,885</b>
WINFIELD, Earl	A	1997	Ham	130	10,186	4,612	<b>14,798</b>
ARMSTEAD, Jason	A	2012	Seven teams	111	3,551	10,980	<b>14,531</b>
<b>BANKS, Brandon</b>	A	2022	Ham, Tor	127	6,632	7,776	<b>14,408</b>
LEWIS, Nik	A	2017	Cgy, Mtl	226	13,837	479	<b>14,316</b>
SCOTT, Tom	A	1984	Wpg, Edm, Cgy	169	11,248	2,847	<b>14,095</b>
ANDERSON, Kelvin	A	2003	Cgy, BC	139	12,506	1,444	<b>13,950</b>
RAINEY, Chris	A	2021	Mtl, BC, Tor	89	2,415	11,182	<b>13,597</b>
CAHOON, Ben	N	2010	Mtl	224	13,368	6	<b>13,374</b>
HOLMES, Corey	A	2007	Ssk, Ham	92	4,559	8,814	<b>13,373</b>
ELGAARD, Ray	N	1996	Ssk	220	13,289	57	<b>13,346</b>
DRESSLER, Weston	A	2018	Ssk, Wpg	161	12,193	1,122	<b>13,315</b>
MITCHELL, Derrell	A	2007	Tor, Edm	174	10,136	3,109	<b>13,245</b>
PATTERSON, Hal	A	1967	Mtl, Ham	145	10,136	3,109	<b>13,245</b>
BRIGHT, Johnny	A	1964	Cgy, Edm	175	12,735	491	<b>13,226</b>
ELLIS, Craig	A	1990	5 teams	121	9,852	2,976	<b>12,828</b>
DRESSLER, Weston	A	2018	Ssk, Wpg	161	10,521	2,286	<b>12,807</b>
NARCISSE, Don	A	1999	Ssk	216	12,378	138	<b>12,516</b>
FLEMING, Willie	A	1966	BC	126	10,605	1,860	<b>12,465</b>
GORDON, Robert	A	2004	Ot, To, BC, Ed, Wp	169	9,566	2,599	<b>12,165</b>
REYNOLDS, Joffrey	A	2011	Cgy	125	11,249	849	<b>12,098</b>
ALLEN, Damon	A	2007	Six teams	370	11,920	0	<b>11,920</b>
STOKES, Keith	A	2008	Mtl, Wpg, Tor	88	2,602	9,163	<b>11,765</b>
EDWARDS, Dwight	N	1988	Tor, Sk, Ot, Cg, MI	150	5,349	6,197	<b>11,546</b>
COLEMAN, Marvin	A	2003	Wpg, Cgy	166	0	11,545	<b>11,545</b>
RAIMEY, Dave	A	1972	Wpg, Tor	142	7,717	3,725	<b>11,442</b>
SANDUSKY, Jim	A	1998	BC, Edm	165	9,747	1,617	<b>11,364</b>
JONES, Stephen	A	1994	Ssk, Edm, Ott	142	8,317	2,902	<b>11,219</b>
KELLY, Brian	A	1987	Edm	137	11,169	0	<b>11,169</b>
THOMAS, Jim	A	1971	Edm	111	8,803	2,290	<b>11,093</b>
SAUNDERS, Mike	A	1999	Sk, SA, Mtl, Hm, To	108	9,688	1,394	<b>11,082</b>
BUCHANAN, Ed	A	1970	Cgy, Ssk, Ham	109	8,458	2,595	<b>11,053</b>
STEWART, Ron	N	1970	Ott	167	8,417	2,619	<b>11,036</b>
AMERSON, Archie	A	2004	Ham	123	7,952	3,006	<b>10,958</b>
JACKSON, Tristan	A	2016	Edm, Ssk, Ott	124	20	10,868	<b>10,888</b>
BLOUNT, Eric	A	2002	Edm, Wpg, Tor, Mtl	88	5,746	5,072	<b>10,818</b>
DRUMMOND, Robert	A	2002	Bl, Tor, BC	135	10,739	0	<b>10,739</b>
YOUNG, Jim	N	1979	BC	197	10,098	605	<b>10,703</b>
TAYLOR, Larry	A	2016	Mtl, Cgy, Tor	80	485	10,214	<b>10,699</b>
SYKES, James	A	1983	Cgy, Wpg	75	8,156	2,508	<b>10,664</b>
COLEMAN, Lovell	A	1970	Cgy, Ott, BC	131	9,086	1,539	<b>10,625</b>
COFFEY, Tommy-Joe	A	1973	Edm, Ham, Tor	200	10,361	251	<b>10,612</b>
BROWN, Eddie	A	2002	Seven teams	160	8,731	1,761	<b>10,492</b>
PHILPOT, Cory	A	2000	BC, Wpg	94	7,083	3,387	<b>10,470</b>
THELEN, Dave	A	1966	Ott, Tor	124	10,227	203	<b>10,430</b>
GRANT, Tommy	N	1969	Ham, Wpg	181	7,101	3,196	<b>10,297</b>
MOORE, Travis	A	2005	Cgy, Ssk	157	9,976	308	<b>10,284</b>
GREEN, S.J.	A	2019	Mtl, Tor	170	10,227	23	<b>10,250</b>
MURPHY, James	A	1990	Wpg	121	9,123	1,092	<b>10,215</b>
KWONG, Norm	N	1960	Cgy, Edm	183	9,925	143	<b>10,068</b>
COPELAND, Jeremaine	A	2011	Mtl, Cgy, Tor	168	10,029	32	<b>10,061</b>
MCDANIEL, Marquay	A	2018	Ham, Cgy	134	7,435	2,538	<b>9,973</b>
FORZANI, Tom	N	1983	Cgy	172	8,265	1,681	<b>9,946</b>
GABRIEL, Tony	N	1981	Ham, Ott	168	9,847	52	<b>9,899</b>
EVANSHEN, Terry	N	1978	Mtl, Cgy, Hm, Tor	198	9,699	178	<b>9,877</b>
OCTOBER, Winston	A	2004	Edm, Mtl	92	323	9,511	<b>9,834</b>

**CFL REGULAR SEASON INDIVIDUAL RECORDS**

**ALL-TIME LEADERS TO 2022: PASSING**

Rk	Player	St	Last	Teams	CFL CAREER TO 2022:					CFL CAREER PASSING STATISTICS:							HIGHS:						
					GP	GS	W	L	T	Pct	Att	Com	Pct	Yards	Int	TD	LG	Effic	IC%	Year	Gm	300	400
1	CALVILLO, Anthony	A	2013	LV, Ham, Mtl	329	277	167	110	0	.603	9,437	5,892	62.4	79,816	224	455	97	95.5	2.4	6,041	551	125	29
2	ALLEN, Damon	A	2007	Ed, Ot, Hm, Me, BC, To	370	304	163	141	0	.536	9,138	5,158	56.4	72,381	278	394	109	83.8	3.0	5,082	490	65	13
3	BURRIS, Henry	A	2016	Cgy, Ssk, Ham, Ott	277	229	118	108	3	.522	7,452	4,649	62.4	63,639	227	373	100	93.6	3.0	5,693	504	93	17
4	RAY, Ricky	A	2018	Edm, Tor	235	219	112	106	1	.514	7,303	4,982	68.2	60,736	177	324	105	93.3	2.4	5,663	506	91	13
5	McMANUS, Danny	A	2006	Wp, BC, Ed, Hm, Cg	298	191	103	86	2	.545	6,689	3,640	54.4	53,255	281	259	92	76.0	4.2	5,334	525	63	18
6	GLENN, Kevin	A	2018	Sk,Wp,Hm,Cg,BC,MI,Ed	304	208	103	104	1	.498	6,434	4,068	63.2	52,867	207	293	101	90.8	3.2	5,117	506	53	8
7	LANCASTER, Ron	A	1978	Ott, Ssk	288	257	158	92	7	.628	6,233	3,384	54.3	50,535	396	333	102	72.4	6.4	3,869	403	25	1
8	DUNIGAN, Matt	A	1996	Ed, BC, To, Wp, Bh, Hm	192	166	100	65	1	.605	5,476	3,057	55.8	43,857	211	303	89	84.4	3.9	4,911	713	62	16
9	FLUTIE, Doug	A	1997	BC, Cgy, Tor	135	126	94	32	0	.746	4,854	2,975	61.3	41,355	155	270	106	93.9	3.2	6,619	582	74	29
10	HAM, Tracy	A	1999	Edm, Tor, Bal, Mtl	215	176	115	60	1	.656	4,943	2,670	54.0	40,534	164	284	85	86.6	3.3	4,366	442	34	5
11	CLEMENTS, Tom	A	1987	Ott, Ham, Ssk, Wpg	182	169	99	65	5	.601	4,657	2,808	60.3	39,041	214	252	105	86.2	4.6	4,706	474	38	6
12	AUSTIN, Kent	A	1996	Ssk, BC, Tor, Wpg	148	125	65	59	1	.524	4,700	2,709	57.6	36,030	191	198	107	79.2	4.1	6,225	558	48	19
13	BROCK, Dieter	A	1984	Wpg, Ham	170	141	78	60	3	.564	4,535	2,602	57.4	34,830	158	210	98	82.8	3.5	4,796	450	37	7
14	REILLY, Michael	A	2021	BC, Edm	168	124	63	61	0	.508	4,134	2,772	67.1	34,805	105	181	108	97.1	2.5	5,830	511	54	9
15	MITCHELL, Bo Levi	A	2022	Cgy	165	117	90	25	2	.778	3,866	2,496	64.6	32,541	89	188	102	97.6	2.3	5,385	491	37	3
16	DURANT, Darian	A	2017	Ssk, Mtl	174	128	61	66	1	.480	4,001	2,500	62.5	31,740	115	164	87	88.9	2.9	5,542	500	38	7
17	ETCHEVERRY, Sam *	A	1960	Mtl	122	122	64	57	1	.529	3,407	1,937	56.9	30,381	213	186	109	78.8	6.3	4,723	586	39	9
18	BURGESS, Tom	A	1995	Ott, Ssk, Wpg	172	119	53	65	1	.450	4,034	2,118	52.5	30,308	191	190	104	73.1	4.7	5,063	464	24	5
19	HARRIS, Trevor	A	2022	Tor, Ott, Edm, Mtl	161	96	48	46	2	.510	3,372	2,385	70.7	28,610	71	154	83	102.8	2.1	5,116	487	42	7
20	JOSEPH, Kerry	A	2014	Ott, Ssk, Tor, Edm	179	111	45	66	0	.405	3,532	2,061	58.4	28,097	126	148	95	83.0	3.6	4,466	436	34	3
21	HOLLOWAY, Condred	A	1987	Ott, Tor, BC	181	100	53	45	2	.540	3,013	1,710	56.8	25,193	94	155	80	88.4	3.1	4,661	461	22	9
22	JACKSON, Russ	N	1969	Ott	166	137	85	47	5	.639	2,530	1,356	53.6	24,593	124	185	107	91.2	4.9	3,641	490	9	0
23	COLLAROS, Zach	A	2022	Tor, Ham, Ssk, Wpg	123	97	61	36	0	.629	2,886	1,931	66.9	24,347	71	149	81	100.0	2.5	4,183	439	24	3
24	FALONEY, Bernie	A	1967	Edm, Ham, Mtl, BC	156	147	83	60	4	.578	2,876	1,493	51.9	24,264	201	151	96	68.9	7.0	3,303	406	7	1
25	DEWALT, Roy	A	1988	BC, Wpg, Ott	139	99	67	30	2	.687	3,130	1,803	57.6	24,147	96	132	90	83.5	3.1	4,237	504	24	8
26	BARRETT, Danny	A	1998	Cgy, Tor, BC, Ott	163	90	43	45	2	.489	3,078	1,656	53.8	23,419	93	135	83	80.7	3.0	4,173	601	27	6
27	DICKENSON, Dave	A	2008	Cgy, BC	143	76	54	21	1	.717	2,421	1,635	67.5	22,913	51	154	103	110.2	2.1	5,496	509	32	11
28	KAPP, Joe	A	1966	Cgy, BC	123	123	55	61	7	.476	2,709	1,476	54.5	22,725	129	136	106	79.3	4.8	3,279	433	8	1
29	WILKINSON, Tom	A	1981	Tor, BC, Edm	196	118	79	33	6	.695	2,661	1,613	60.6	22,579	126	154	87	87.5	4.7	2,859	438	8	1
30	PAOPOAO, Joe	A	1990	BC, Ssk, Ott	138	94	38	54	2	.415	3,008	1,721	57.2	22,474	157	117	94	72.1	5.2	3,777	438	16	3
31	KERRIGAN, Mike	A	1996	Ham, Tor	154	83	35	47	1	.428	2,870	1,534	53.4	21,714	163	126	77	69.1	5.7	3,635	467	22	7
32	HUFNAGEL, John	A	1987	Cgy, Ssk, Wpg	162	81	31	46	4	.407	2,694	1,495	55.5	21,594	131	127	85	77.2	4.9	3,394	420	13	2
33	JONES, Khari	A	2005	BC, Wpg, Cgy, Ham	130	77	45	31	1	.591	2,648	1,513	57.1	21,383	104	145	83	85.2	3.9	5,334	462	29	3
34	LULAY, Travis	A	2018	BC	144	81	48	33	0	.593	2,613	1,658	63.5	21,352	75	126	100	93.1	2.9	4,815	436	21	3
35	LISKE, Peter	A	1975	Tor, Cgy, BC	105	89	43	46	0	.483	2,571	1,449	56.4	21,266	133	130	104	78.8	5.2	4,479	553	25	6
36	MOON, Warren	A	1983	Edm	94	59	41	17	1	.703	2,382	1,369	57.5	21,228	77	144	91	93.8	3.2	5,648	555	24	11
37	ARCHER, David	A	1998	Sac, Ott, Edm	82	72	30	41	1	.424	2,434	1,388	57.0	20,671	71	120	105	89.3	2.9	6,023	489	30	7
38	BELL, Kerwin	A	2001	Sac, Edm, Tor, Wpg	126	74	38	36	0	.514	2,559	1,560	61.0	19,537	80	101	99	84.8	3.1	4,991	501	25	4
39	NICHOLS, Matt	A	2021	Edm, Wpg, Ott	120	77	46	31	0	.597	2,469	1,645	66.6	18,907	63	108	95	93.5	2.6	4,472	390	15	0
40	BARNES, Joe	A	1986	Mtl, Ssk, Tor, Cgy	145	79	42	34	3	.551	2,454	1,350	55.0	18,491	117	94	100	72.2	4.8	3,128	495	14	3
41	KEELING, Jerry	A	1975	Cgy, Ott, Ham	229	104	53	48	3	.524	2,477	1,302	52.6	18,239	158	119	109	66.0	6.4	3,179	478	7	0
42	CRANDELL, Marcus	A	2008	Edm, Cgy, Ssk	153	64	25	39	0	.391	2,339	1,297	55.5	17,227	88	86	80	75.6	3.8	4,072	425	14	1
43	MAAS, Jason	A	2010	Edm, Ham, Mtl	198	62	26	36	0	.419	2,055	1,256	61.1	17,126	64	81	102	87.9	3.1	5,270	540	20	3
44	MASOLI, Jeremiah	A	2022	Edm, Ham, Ott	118	55	27	28	0	.491	1,935	1,287	66.5	16,638	53	82	84	96.0	2.7	5,209	438	32	4
45	PARKER, Jackie	A	1968	Edm, Tor, BC	177	123	75	46	2	.618	2,061	1,089	52.8	16,476	123	88	85	68.8	6.0	1,908	333	1	0
46	PLOEN, Kenny	A	1967	Wpg	158	135	82	52	1	.611	1,916	1,084	56.6	16,470	106	119	96	82.7	5.5	2,323	321	1	0
47	GARCIA, Jeff	A	1998	Cgy	78	61	42	19	0	.689	2,024	1,250	61.8	16,449	53	111	104	94.8	2.6	4,573	546	21	4
48	SLACK, Reggie	A	2003	Tor, Ham, Bhm, Wpg, Ssk	116	68	25	43	0	.368	2,188	1,241	56.7	16,173	75	84	86	78.7	3.4	3,721	444	11	1
49	TRIPUCKA, Frank	A	1963	Ssk, Ott	96	85	38	42	5	.476	1,930	1,090	56.5	15,506	136	87	92	68.3	7.0	3,274	422	4	1
50	PIERCE, Buck	A	2013	BC, Wpg	130	67	36	30	1	.545	1,869	1,200	64.2	15,289	63	76	92	89.2	3.4	3,348	406	11	1
51	JONAS, Don	A	1974	Tor, Wpg, Ham	77	63	28	33	2	.460	1,930	997	51.7	15,064	130	98	103	66.5	6.7	4,036	450	16	2
52	WADE, Sonny	A	1978	Mtl	118	71	26	40	5	.401	2,097	1,083	51.6	15,014	169	89	105	55.5	8.1	2,719	410	5	1
53	GREENE, Nealon	A	2006	Tor, Edm, Ssk, Mtl	142	74	36	38	0	.486	2,018	1,192	59.1	14,518	56	78	100	82.6	2.8	3,398	373	6	0
54	DAY, Eagle	A	1966	Wpg, Cgy, Tor	95	89	55	32	2	.629	1,753	1,015	57.9	14,405	71	74	100	81.8	4.1	3,126	390	8	0
55	FOGGIE, Rickey	A	2002	BC, Tor, Edm, Mem, Ham	164	43	20	22	1	.477	1,817	861	47.4	14,009	90	91	90	69.8	5.0	3,507	498	9	1
56	JENNINGS, Jonathon	A	2019	BC, Ott	90	50	22	28	0	.440	1,637	1,086	66.3	13,651	58	69	82	91.4	3.5	5,226	429	17	3
57	EALEY, Chuck	A	1978	Ham, Wpg, Tor	105	90	44	44	2	.500	1,726	955	55.3	13,326	69	82	89	79.5	4.0	2,573	363	5	0
58	BETHEL-T, McLeod	A	2022	Tor	74	47	24	23	0	.511	1,683	1,125	66.8	13,261	49	70	96	92.4	2.9	4,731	464	18	2
59	GABLER, Wally	A	1972	Tor, Wpg, Ham	94	67	25	39	3	.396	1,690	854	50.5	13,080	118	61	75	59.4	7.0	3,242	365	3	0
60	ZUGER, Joe	A	1971	Ham	124	78	49	27	2	.641	1,618	814	50.3	12,676	95	76	108						

**CFL REGULAR SEASON INDIVIDUAL RECORDS**

**ALL-TIME LEADERS TO 2022: KICKING**

FIELD GOALS MADE Player	St	First Year	Last Year	Teams	Yrs	GP	FIELD GOALS:					- FG MADE -		50+ FG Mtd	MAX: Yr Gm	1-PT CONVERTS:			C-1 MISSES			
							FGA	FG	Pct	LG	S	Yards	Avg			Att	Md	Pct	Tot	<32	32	
PASSAGLIA, Lui	N	1976	2000	BC	25	408	1203	875	72.7	54	176	26,390	30.2	24	52	7	1048	1045	99.7	3	3	---
MCCALLUM, Paul	N	1993	2016	BC, Ott, Ssk	24	340	898	722	80.4	62	87	22,702	31.4	33	50	7	815	812	99.6	3	0	3
McLOUGHLIN, Mark	N	1988	2005	Cgy, BC	17	280	912	673	73.8	58	140	20,911	31.1	29	54	8	834	826	99.0	8	8	---
OSBALDISTON, Paul	N	1986	2003	Ham, Wpg, BC	17	286	927	669	72.2	57	157	21,324	31.9	30	54	8	678	675	99.6	3	3	---
WESTWOOD, Troy	N	1991	2009	Wpg	18	293	854	617	72.2	57	110	19,731	32.0	40	47	6	734	732	99.7	2	2	---
RIDGWAY, Dave	N	1982	1995	Ssk	14	238	736	574	78.0	60	92	18,204	31.7	31	59	8	544	541	99.4	3	3	---
FLEMING, Sean	N	1992	2007	Edm	16	269	754	553	73.3	58	131	17,051	30.8	21	47	6	721	715	99.2	6	6	---
PAREDES, Rene	N	2011	2022	Cgy	11	193	564	494	87.6	53	22	15,785	32.0	18	56	6	451	426	94.5	25	1	24
CUTLER, Dave	N	1969	1984	Edm	16	254	790	464	58.7	59	188	14,223	30.7	37	50	6	650	627	96.5	23	23	---
BAKER, Terry	N	1987	2002	Ssk, Ott, Tor, Mtl	16	278	631	455	72.1	53	104	14,214	31.2	15	47	7	559	557	99.6	2	2	---
WHYTE, Sean	N	2009	2022	BC, Mtl, Edm	13	186	480	418	87.1	55	15	12,866	30.8	14	47	7	437	423	96.8	14	1	13
KENNERD, Trevor	N	1980	1991	Wpg	12	187	592	394	66.6	55	131	12,023	30.5	13	43	7	511	509	99.6	2	2	---
RUOFF, Bernie	N	1975	1988	Wpg, Ham, BC	14	196	595	384	64.5	58	131	12,208	31.8	14	39	6	408	401	98.3	7	7	---
MEDLOCK, Justin	A	2009	2019	Edm, Tor, Ham, Wp	9	146	436	377	86.5	58	11	12,678	33.6	34	60	7	360	354	98.3	6	1	5
PREFONTAINE, Noel	N	1998	2013	Tor, Edm	16	254	481	347	72.1	57	57	10,364	29.9	10	39	7	433	431	99.5	2	2	---
CHOMYC, Lance	N	1985	1993	Tor	9	156	457	337	73.7	55	72	10,785	32.0	15	55	7	414	412	99.5	2	2	---
ORGAN, Gerry	N	1971	1983	Ott	12	186	502	318	63.3	53	82	9,676	30.4	13	36	6	395	391	99.0	4	4	---
SWEET, Don	N	1972	1985	Mtl, Ham	14	187	457	314	68.7	52	65	9,424	30.0	6	38	5	344	327	95.1	17	17	---
HAY, J.T.	N	1978	1988	Cgy, Ott	11	172	445	308	69.2	57	99	9,887	32.1	16	40	6	363	363	100.0	0	0	---
DEANGELIS, Sandro	N	2005	2013	Cg, Ml, Sk, Hm, Wp	9	133	364	298	81.9	56	20	9,003	30.2	6	56	6	351	350	99.7	1	1	---
DUVAL, Damon	N	2005	2011	Mtl, Edm	7	122	353	277	78.5	53	43	8,011	28.9	6	55	7	320	319	99.7	1	1	---
HAJRULLAHU, Lirim	N	2014	2019	Wpg, Tor, Ham	6	107	287	239	83.3	56	17	7,576	31.7	19	47	6	197	181	91.9	16	1	15
CONGI, Luca	N	2006	2013	Ssk, Ham	8	118	291	233	80.1	55	16	7,265	31.2	7	40	7	325	324	99.7	1	1	---
DORSEY, Dean	N	1982	1991	Tor, Ott, Edm	8	115	290	219	75.5	55	40	6,761	30.9	7	38	7	244	244	100.0	0	0	---
ANDRUSYSHYN, Zenon	N	1971	1986	Edm, Tor, Mtl, Ham	12	163	366	215	58.7	57	76	6,643	30.9	11	32	5	229	222	96.9	7	7	---
BEDE, Boris	A	2015	2022	Mtl, Tor	7	111	259	212	81.9	56	26	6,698	31.6	17	43	5	200	184	92.0	16	0	16
MILO, Chris	N	2011	2017	Ssk, Ott, Edm	7	95	237	193	81.4	55	12	5,569	28.9	5	46	6	194	186	95.9	8	0	8
LAUTHER, Brett	N	2013	2022	Ham, Ssk	5	67	208	173	83.2	57	15	5,706	33.0	13	54	6	123	113	91.9	10	0	10
WARD, Lewis	N	2018	2022	Ott	4	68	195	173	88.7	56	8	5,556	32.1	12	51	7	71	64	90.1	7	0	7
KELLETT, Matt	N	1999	2005	BC, Edm, Mtl, Ott	6	95	239	172	72.0	54	27	4,917	28.6	5	43	5	246	240	97.6	6	6	---
ROBINSON, Larry	N	1961	1974	Cgy	14	224	354	171	48.3	48	91	5,078	29.7	0	22	4	421	362	86.0	59	59	---
ABENDSCHAN, Jack	A	1965	1975	Ssk	11	150	300	159	53.0	52	69	4,590	28.9	1	24	5	348	312	89.7	36	36	---
SUNTER, Ian	N	1972	1979	Ham, Tor	6	92	234	135	57.7	52	44	4,077	30.2	2	35	5	158	155	98.1	3	3	---
McFALL, Cyril	N	1974	1978	Cgy	5	74	220	134	60.9	55	34	4,247	31.7	6	37	5	133	131	98.5	2	2	---
CASTILLO, Sergio	A	2015	2022	Wp, Ot, Hm, BC, Ed	6	59	145	124	85.5	57	7	4,367	35.2	14	41	5	94	85	90.4	9	0	9
GERELA, Ted	N	1967	1973	BC	7	112	271	123	45.4	53	67	3,943	32.1	8	30	5	148	132	89.2	16	16	---
SHAW, Grant	N	2010	2016	Tor, Edm	6	93	158	123	77.8	52	19	3,917	31.8	5	32	5	128	123	96.1	5	1	4
MACORITTI, Bob	N	1975	1980	Wpg, Ssk	6	80	190	122	64.2	57	41	3,618	29.7	3	32	7	146	145	99.3	1	1	---
PALARDY, Justin	N	2010	2015	Ham, Wpg, Tor	5	63	150	122	81.3	51	14	3,749	30.7	2	40	6	117	116	99.1	1	0	1
KAURIC, Jerry	N	1987	1991	Edm, Cgy	4	53	173	118	68.2	51	31	3,552	30.1	3	45	6	170	170	100.0	0	0	---
SUTHERIN, Don	A	1958	1970	Ott, Tor, Ham	12	133	258	114	44.2	48	62	3,424	30.0	1	19	4	319	270	84.6	49	49	---
VANDERJAGT, Mike	N	1993	2008	Tor, Ssk	4	56	150	112	74.7	51	21	3,516	31.4	7	40	5	171	171	100.0	0	0	---
WATERS, Swayze	A	2012	2017	Tor, BC, Edm	5	51	142	112	78.9	53	15	3,724	33.3	7	47	6	111	109	98.2	2	0	2
SETTA, Nick	A	2007	2009	Ham	3	53	139	111	79.9	53	12	3,404	30.7	5	45	6	104	103	99.0	1	1	---
COFFEY, Tommy Joe	A	1959	1973	Edm, Ham, Tor	14	200	219	108	49.3	46	50	2,996	27.7	0	18	4	251	204	81.3	47	47	---
MAHER, Brett	A	2014	2017	Ott, Ham	4	58	137	107	78.1	58	19	3,522	32.9	8	41	6	92	84	91.3	8	0	8
CRAPIGNA, Tyler	N	2015	2019	Ssk, Tor	5	49	115	98	85.2	53	5	3,111	31.7	4	36	6	104	98	94.2	6	0	6
ANDERSON, Roman	A	1994	1995	Sac-SA	2	36	120	95	79.2	55	18	3,026	31.9	6	56	6	104	102	98.1	2	2	---
HUERTA, Carlos	A	1994	1995	LV, Bal	2	36	121	95	78.5	54	12	3,454	36.4	11	57	6	87	87	100.0	0	0	---

NOTE: 1. The distance for one-point conversion attempts has varied by rule - 1950-1974: 17 yards, 1975-2014: 12 yards, 2015-present: 32 yards.

FIELD GOAL PCT. (Min. 125 Atts)							FIELD GOALS:				
Player	St	Year	Year	Teams	Yrs	GP	FGA	FG	Pct	LG	S
WARD, Lewis	N	2018	2022	Ott	4	68	195	173	88.7	56	8
PAREDES, Rene *	N	2011	2022	Cgy	11	175	564	494	87.6	53	22
WHYTE, Sean	N	2009	2022	BC, Mtl, Edm	12	168	480	418	87.1	55	15
MEDLOCK, Justin	A	2009	2019	Ed, Tor, Ham, Wpg	9	146	436	377	86.5	58	11
CASTILLO, Sergio	A	2015	2022	Wp, Ot, Hm, BC, Ed	6	59	145	124	85.5	57	7
HAJRULLAHU, Lirim	N	2014	2019	Wpg, Tor, Ham	6	107	287	239	83.3	56	17
LAUTHER, Brett	N	2013	2022	Ham, Ssk	5	67	208	173	83.2	57	15
DEANGELIS, Sandro	N	2005	2013	Ml, Sk, Cg, Hm, Wp	9	133	364	298	81.9	56	20
BEDE, Boris	A	2015	2022	Mtl, Tor	7	111	259	212	81.9	56	26
MILO, Chris	N	2011	2017	Ssk, Ott, Edm	7	95	237	193	81.4	55	12
PALARDY, Justin	N	2010	2015	Ham, Wpg, Tor	5	63	150	122	81.3	51	14
MCCALLUM, Paul	N	1993	2016	BC, Ott, Ssk	24	340	898	722	80.4	62	87
CONGI, Luca	N	2006	2013	Ssk, Ham	8	118	291	233	80.1	55	16
SETTA, Nick	A	2007	2009	Ham	3	53	139	111	79.9	53	12

\* Paredes leads among players with 200+ FG Attempts

**CFL REGULAR SEASON INDIVIDUAL RECORDS**

**ALL-TIME LEADERS TO 2022: DEFENCE & KICKING**

INTERCEPTION LEADERS 1950-2022										
Player	St	Last	Teams	GP	Int	Yds	LG	TD	MAX Yr Gm	2+ Gm
BROWNE, Less	A	1994	Ham, Wpg, Ott, BC	174	87	1,508	76	4	14 4	15
HIGHBAUGH, Larry	A	1983	BC, Edm	196	66	770	55	4	10 2	7
MILES, Barron	A	2009	Mtl, BC	187	66	985	101	5	10 2	15
IRVIN, Terry	A	1987	Cgy, Ssk, Mtl	136	62	698	73	4	12 4	12
WILSON, Don	A	1998	Edm, Tor, BC	197	61	1,046	94	5	7 2	8
HENLEY, Garney	A	1975	Ham	216	60	916	72	5	10 3	10
SUTHERIN, Don	A	1970	Ott, Tor, Ham	132	58	599	56	3	11 4	9
CRAWFORD, Larry	A	1989	BC, Tor	134	52	810	99	4	12 3	8
WYDARENY, John	N	1972	Edm, Tor, BC	134	52	747	107	1	11 3	10
BENNETT, Paul	N	1987	Tor, Wpg, Ham	164	51	1,004	109	1	12 2	9
FRANCIS, Andre	A	1994	Mtl, BC, Edm, Ott	190	51	951	79	4	8 2	4
LEARN, Ed	N	1969	Mtl, Tor	162	51	578	60	2	8 3	8
SUITOR, Glen	N	1994	Ssk	194	51	667	75	2	8 2	5
ROBINSON, Larry	N	1974	Cgy	224	50	717	90	4	9 2	7
CARTER, Eric	A	2004	Ham, BC, Wpg	160	49	661	102	5	10 3	5
STEINAUER, Orlondo	A	2008	Ott, Ham, Tor	184	49	1,178	97	5	8 3	8
PLEASANT, Reggie	A	1997	Tor, Edm	154	48	783	63	1	9 3	10
SMITH, Adrion	A	2005	Ham, Mem, Tor	195	48	852	79	5	8 3	4
HILL, Rod	A	1992	Wpg	90	47	482	82	2	12 5	6
PHILLIPS, Ryan	A	2017	BC, Mtl	214	47	816	92	5	12 2	5
POIRIER, Joe	N	1970	Ott	168	47	658	88	2	9 2	8
SKIPPER, Harry	A	1989	Mtl, Ssk	106	47	1,067	69	5	10 3	7
KRUGER, Oscar	N	1965	Edm	168	46	417	31	0	7 2	3
BRAZLEY, Carl	A	1992	Mtl, Tor, Ott	171	43	522	63	3	8 3	2
MCEACHERN, Ken	N	1984	Ssk, Tor	147	43	837	96	4	10 2	1
THORNTON, Dick	A	1972	Wpg, Tor	149	43	867	65	8	7 3	7
GAINES, Gene	A	1976	Mtl, Ott	217	42	683	48	1	6 2	3
GOOCH, Keith	A	1990	BC, Edm	110	41	657	60	5	9 2	7
ROUNTREE, Jim	A	1967	Tor	131	41	464	60	1	10 2	4
FLAGEL, Scott	N	1991	Wpg, Ham, Cgy, Ott	63	40	559	70	3	8 3	4
HOLLIMON, Joe	A	1985	Edm	136	40	692	82	5	9 3	5
PLESS, Willie	A	1999	Tor, BC, Edm, Ssk	229	39	416	51	1	6 2	3
WOODWARD, Rod	N	1978	Mtl, Ham, Ott, Cgy	138	39	683	64	2	8 3	2
BRENNER, Al	A	1977	Ham, Wpg, Ott	90	38	543	51	1	15 4	9
DUPUIS, Dick	N	1976	Cgy, Edm	168	38	390	65	0	7 3	2
HARRIS, Dickie	A	1982	Mtl	134	38	631	118	1	7 2	4
MILES, Rollie	A	1961	Edm	157	38	547	69	1	10 3	5
BANKS, Korey	A	2013	Ott, BC	163	37	542	60	5	10 2	5
FIELDGATE, Norm	N	1967	BC	223	37	400	40	2	6 3	4
MARCELIN, Al	A	1975	Ott	79	37	525	68	1	9 3	5

**Historical Note:** QB Sacks were first published individually in 1981; Prior to 1985 they were permitted to be "shared" as in 0.5 Sack each for two players.

QB SACKS LEADERS 1981-2022											CFL CAREER:		
Player	St	Last	Teams	GP	Avg	QS							
COVINGTON, Grover	A	1991	Hm	168	0.93	157.0							
PAYTON, Elfrid	A	2004	Six teams	205	0.75	153.0							
JURASIN, Bobby	A	1998	Sk, To	199	0.70	140.0							
PARKER, James	A	1991	To, BC, Ed	161	0.87	139.5							
<b>HUGHES, Charleston</b>	A	2022	Cg, Sk, To	202	0.67	136.0							
MONTFORD, Joe	A	2006	Hm, Sh, To, Ed	185	0.73	135.0							
BOWMAN, John	A	2019	Ml	230	0.58	134.0							
GOLDSMITH, Vince	A	1990	Sk, Cg, To	163	0.80	130.5							
HILL, Stewart	A	1993	Ed, BC, Sk	164	0.77	126.0							
JONES, Tyrone	A	1993	BC, Sk, Wp	151	0.73	110.0							
HARDING, Rodney	A	1996	To, Mp, Cg	201	0.52	105.0							
WILLIS, Odell	A	2019	Five teams	191	0.53	101.0							
JOHNSON, Will	A	1997	Cg, Sk	132	0.75	99.0							
WALKER, Mike	A	1991	Hm, Ed	135	0.71	95.5							
<b>LEMON, Shawn</b>	A	2022	Six teams	135	0.68	92.0							
JOHNSON, Brent	N	2011	BC	185	0.48	89.0							
WILLIAMS, Brett	A	1994	Five teams	135	0.66	89.0							
STUMON, Gregg	A	1995	Sh, Ot, BC, Ed	144	0.60	86.0							
CURRY, James	A	1989	BC, Sk, Ot, To	93	0.92	85.5							
PLESS, Willie	A	1999	To, Ed, BC, Sk	229	0.37	84.0							
LEWIS, Loyd	A	1996	Ot, Wp, Ed	180	0.46	83.0							
HALLMAN, Harold	A	1993	To, Cg	130	0.63	82.0							
SNIPES, Angelo	A	1996	Ot, Bm, BC, Wp	105	0.78	82.0							
GOODS, Bennie	A	2000	Ed, Wp	168	0.49	82.0							
BENEFIELD, Daved	A	2005	Sk, Wp, Ot, BC	184	0.42	77.0							
BLUGH, Leroy	N	2002	Ed, To	216	0.36	77.0							
PEOPLES, Shont'e	A	2003	Five teams	116	0.66	77.0							
COFIELD, Timmy	A	1996	Cg, To, Hm, Mp	85	0.88	75.0							
CHICK, John	A	2017	Sk, Hm, Ed	125	0.58	72.0							
LAIRD, Stu	N	1996	Cg	170	0.42	72.0							
MARSHALL, Greg	A	1987	Ot	104	0.68	71.0							
FLEMING, Joe	A	2005	Wp, Cg, BC	145	0.48	70.0							
MAXIE, Demetrious	A	2007	Five teams	167	0.42	70.0							
STEWART, Anwar	A	2013	Cg, Ml	184	0.38	70.0							
LEWIS, Gary	A	1994	Sk, Ot	136	0.50	68.0							
<b>SEWELL, Almondo</b>	A	2022	Ed, Ml	169	0.40	68.0							
HUNTER, Malvin	A	2000	Ed	133	0.50	66.0							
KLASSEN, Rick	N	1990	BC, Sk	160	0.41	66.0							
GRAY, Mike	A	1993	BC, Wp	140	0.46	64.0							
PERRY, Fred	A	2009	Five teams	119	0.52	62.0							

PUNTING LEADERS TO 2022 *							
Player	Last	Teams	GP	No	Yards	Avg	LG S
LONG, Ty	A	2018	BC	36	236	11,409	48.3 75 19
LEONE, Richie	A	2022	BC, Ott	103	690	32,920	47.7 86 36
WATERS, Swayze	A	2017	Tor, BC, Edm	51	269	12,607	46.9 82 15
<b>RYAN, Jon</b>	N	2022	Wpg, Ssk, Edm	74	467	21,872	46.8 92 38
MAHER, Brett	A	2017	Ott, Ham	58	368	16,872	45.8 89 13
DUVAL, Damon	A	2011	Mtl, Edm	122	754	34,534	45.8 90 54
DALES, Burke	N	2013	Cgy, Edm, Mtl	127	824	37,653	45.7 86 51
PREFONTAINE, Noel	N	2013	Tor, Edm	254	1768	80,705	45.6 88 104
CLARK, Ken	N	1987	Ssk, Ham, Tor, Ott	184	1592	72,520	45.6 101 90
ZUGER, Joe	A	1971	Ham	124	1075	48,930	45.5 85 68
MILLER, Josh	A	1995	Bal	36	235	10,653	45.3 80 11
FALONEY, Bernie	A	1967	Edm, Ham, BC, Mtl	156	218	9,809	45.0 85 13
MAVER, Rob	N	2019	Cgy	163	921	41,430	45.0 88 47
RUOFF, Bernie	N	1988	Wpg, Ham, BC	196	1600	71,801	44.9 96 64
ANDRUSYSHYN, Zenor	N	1986	Ed, Tor, Mtl, Ham	163	1367	61,342	44.9 108 61
FRASER, Cam	N	1969	Ham, Mtl	128	987	44,287	44.9 84 101
ILESIC, Henry	N	2001	Edm, Tor, BC, Ham	261	2062	92,281	44.8 90 137
SETTA, Nicholas	A	2009	Ham	53	365	16,322	44.7 97 25
SCHMITT, Ricky	A	2014	Ssk, BC	35	275	12,297	44.7 74 15
LEWIS, Dave	N	1975	Mtl	30	237	10,584	44.7 79 10
HICKIE, Paul	N	1984	Edm, Ssk	30	233	10,309	44.2 79 17
<b>BEDE, Boris</b>	A	2022	Mtl, Tor	111	601	26,586	44.2 72 24
MANN, Dave	A	1970	Tor	155	1261	55,745	44.2 102 87
SHEPARD, Charlie	A	1962	Wpg	73	521	22,995	44.1 95 53

1. Punting leaders based on a minimum of 200 punts.
2. Defensive Tackles first became an official CFL statistic in 1987.

DEFENSIVE TACKLE LEADERS TO 2022 *				
Player	Last	Teams	GP	DT
PLESS, Willie	1999	Tor, BC, Edm, Ssk	229	1,241
O'SHEA, Michael	2008	Ham, Tor	271	1,151
JOHNSON, Alondra	2004	BC, Cgy, Ssk	248	1,095
COX, Chip	2018	Mtl	228	979
SIMPSON, Barrin	2011	BC, Wpg, Ssk	177	955
ELIMIMIAN, Solomon	2019	BC, Ssk	133	833
<b>BIGHILL, Adam</b>	2022	BC, Wpg	164	817
DAVIS, Eddie	2009	Bhm, Cgy, Ssk	236	801
BATTLE, Greg	1998	Five teams	180	766
EIBEN, Kevin	2012	Tor, Ham	182	722
WILSON, Don	1998	Edm, Tor, BC	197	667
TIGGLE, Calvin	2001	Ham, Tor	127	662
<b>LAWRENCE, Simoni</b>	2022	Edm, Ham	151	658
HEBERT, Kyries	2018	Wpg, Ott, Ham, Mtl	173	650
WRUCK, Larry	1996	Edm	179	646
SMITH, Brandon	2019	Cgy	174	643
GARRETT, Shannon	2008	Edm, Wpg, Ssk	233	638
<b>MUAMBA, Henoc</b>	2022	Wpg, Mtl, Ssk, Tor	112	610
WILTSHIRE, Kelly	2006	Tor, Mtl, Ott, Edm	172	609
STEINAUER, Orlondo	2008	Ott, Ham, Tor	184	604
MOBLEY, Singor	2006	Edm	158	602
MARSH, Dante	2014	BC	181	587
JOHNSON, Jovon	2018	Wpg, Ott, Ssk, Mtl	188	581
HILL, T.J.	2014	Mtl, Edm, Ott	124	564
FRANK, Malcolm	2006	Edm, Sac	175	551
MORGAN, Omarr	2010	Ssk, Edm	190	545

**CFL REGULAR SEASON INDIVIDUAL RECORDS**

**ALL-TIME LEADERS TO 2022: KICK RETURNS & OTHER**

TOTAL KICK RETURN YARDS TO 2022				ALL RETURNS:				PUNT & FG MISS RETURNS:							KICKOFF RETURNS:					
Player	Last	Teams	GP	Att	Yards	TD	PR	Yds	Avg	LG	TD	FGM	Yds	LG	TD	No	Yds	Avg	LG	TD
WILLIAMS, Henry	2000	Ssk, Edm	203	1,397	<b>20,227</b>	31	1,003	11,227	11.2	104	26	59	1,646	115	3	335	7,354	22.0	100	2
CLEMONS, Michael	2000	Tor	185	942	<b>13,082</b>	8	610	6,025	9.9	94	8	32	708	63	0	300	6,349	21.2	72	0
LOGAN, Stefan	2018	BC, Mtl, Ott	107	751	<b>11,960</b>	4	424	4,736	11.2	86	4	24	541	57	0	303	6,683	22.1	95	0
COLEMAN, Marvin	2003	Wpg, Cgy	166	780	<b>11,545</b>	7	516	5,211	10.1	83	5	30	769	108	1	234	5,565	23.8	77	1
RAINEY, Chris	2021	Mtl, BC, Tor	89	670	<b>11,182</b>	7	353	3,692	10.5	103	5	8	305	101	0	309	7,185	23.3	103	2
ARMSTEAD, Jason	2012	Seven teams	111	781	<b>10,980</b>	6	469	4,433	9.5	91	6	20	571	115	0	292	5,976	20.5	84	0
JACKSON, Tristan	2016	Edm, Ssk, Ott	124	694	<b>10,868</b>	7	384	3,607	9.4	75	4	23	783	129	2	287	6,478	22.6	94	1
OWENS, Chad	2017	Mtl, Tor, Ham, Ssk	102	624	<b>10,309</b>	9	365	4,027	11.0	90	5	19	803	117	3	240	5,479	22.8	91	1
TAYLOR, Larry	2016	Mtl, Cgy, Tor	92	679	<b>10,214</b>	6	392	3,500	8.9	70	3	25	1,031	125	3	262	5,683	21.7	60	0
OCTOBER, Winston	2004	Edm, Mtl	92	656	<b>9,511</b>	7	432	4,417	10.2	101	6	32	1,152	111	1	192	3,942	20.5	43	0
STOKES, Keith	2008	Mtl, Wpg, Tor	88	604	<b>9,163</b>	12	366	3,701	10.1	88	9	35	1,330	115	2	203	4,132	20.4	108	1
HOLMES, Corey	2007	Ssk, Ham	92	562	<b>8,814</b>	6	323	3,639	11.3	89	5	10	202	42	0	229	4,973	21.7	81	1
BENNETT, Paul	1987	Tor, Wpg, Ham	164	745	<b>8,311</b>	1	659	6,358	9.6	99	1	7	82	22	0	79	1,871	23.7	49	0
BROWN, Tim	2015	BC, Cgy	64	512	<b>8,110</b>	6	295	2,963	10.0	97	4	17	551	125	1	200	4,596	23.0	97	1
<b>BANKS, Brandon</b>	2022	Ham, Tor	127	524	<b>7,776</b>	13	322	3,212	10.0	97	7	18	791	125	5	184	3,773	20.5	103	1
HIGHBAUGH, Larry	1983	BC, Edm	196	345	<b>7,152</b>	4	204	2,186	10.7	116	1	0				141	4,966	35.2	118	3
LEVINGSTON, Bashir	2007	Mtl, Tor	78	442	<b>7,093</b>	15	271	2,921	10.8	109	8	23	816	129	4	148	3,356	22.7	97	3
CUNNINGHAM, Jimmy	2002	Tor, BC	67	482	<b>7,082</b>	9	275	2,783	10.1	108	8	21	471	88	0	186	3,828	20.6	98	1
DORSEY, Dominique	2010	Ssk, Tor	59	446	<b>6,940</b>	5	259	2,652	10.2	94	2	18	549	129	1	169	3,739	22.1	97	2
HOPKINS, Ronald	1991	Cgy	132	316	<b>6,309</b>	3	73	693	9.5	45	0	17	378	128	1	226	5,238	23.2	100	2
CRAWFORD, Larry	1989	BC, Tor	134	498	<b>6,205</b>	3	405	4,159	10.3	82	3	12	102	33	0	81	1,944	24.0	62	0
EDWARDS, Dwight	1988	Tor, Sk, Ott, Cg, Ml	150	313	<b>6,197</b>	0	66	813	12.3	96	0	0				247	5,384	21.8	89	0
SMART, Ian	2009	BC, Mtl	49	393	<b>6,041</b>	2	225	2,094	9.3	81	1	7	191	93	0	161	3,756	23.3	91	1
JOHNSON, Albert III	2007	Wpg, Ssk	52	409	<b>6,016</b>	2	234	1,933	8.3	59	0	16	619	122	1	159	3,464	21.8	96	1
WRIGHT, Chris	2002	Bal, Mtl, BC	57	409	<b>6,016</b>	5	269	2,762	10.3	89	5	13	533	100	0	127	2,721	21.4	87	0

PUNT RETURN LEADERS TO 2022				CAREER PUNT RETURNS:				
Player	Last	Teams	GP	No	Yds	Avg	LG	TD
WILLIAMS, Henry	2000	Edm	200	1,003	11,227	11.2	104	26
BENNETT, Paul	1987	Tor, Wpg, Ham	164	659	6,358	9.6	99	1
CLEMONS, Michael	2000	Tor	185	610	6,025	9.9	94	8
COLEMAN, Marvin	2003	Wpg, Cgy	166	516	5,211	10.1	83	5
LOGAN, Stefan	2019	BC, Mtl, Ott	107	425	4,746	11.2	86	4
ARMSTEAD, Jason	2012	Seven teams	111	469	4,433	9.5	91	6
OCTOBER, Winston	2004	Edm, Mtl	92	432	4,417	10.2	101	6
CRAWFORD, Larry	1989	BC, Tor	134	405	4,159	10.3	82	3
OWENS, Chad	2017	Mtl, Tor, Ham, Ssk	105	365	4,027	11.0	90	5
STOKES, Keith	2008	Mtl, Wpg, Tor	88	366	3,701	10.1	88	9
RAINEY, Chris	2021	Mtl, BC, Tor	89	353	3,692	10.5	103	5

CAREER KICK RETURN TD LEADERS TO 2022						
PLAYER	GP	TD	Freq*	PR	FG	KO
WILLIAMS, Henry	203	<b>31</b>	6.5	26	3	2
LEVINGSTON, Bashir	78	<b>15</b>	5.2	8	4	3
<b>BANKS, Brandon</b>	127	<b>13</b>	9.8	7	5	1
STOKES, Keith	88	<b>12</b>	7.3	9	2	1
WINFIELD, Earl	130	<b>12</b>	10.8	11	0	1
CUNNINGHAM, Jimmy	67	<b>9</b>	7.4	8	0	1
OWENS, Chad	108	<b>9</b>	12.0	5	3	1
CLEMONS, Michael	185	<b>8</b>	23.1	8	0	0
THIGPEN, Marcus	68	<b>7</b>	9.7	1	3	3
WILLIAMS, Chris	80	<b>7</b>	11.4	5	1	1
RAINEY, Chris	80	<b>7</b>	11.4	5	2	0
OCTOBER, Winston	92	<b>7</b>	13.1	6	1	0
JACKSON, Tristan	124	<b>7</b>	17.7	4	2	1
COLEMAN, Marvin	166	<b>7</b>	23.7	5	1	1
BROWN, Tim	64	<b>6</b>	10.7	4	1	1
TAYLOR, Larry	80	<b>6</b>	13.3	3	3	0
HOLMES, Corey	92	<b>6</b>	15.3	5	0	1
ARMSTEAD, Jason	111	<b>6</b>	18.5	6	0	0
<b>DEDMON, DeVonte</b>	22	<b>5</b>	4.4	3	0	2
LANDRY, Ezra	28	<b>5</b>	5.6	2	0	3
BRIGHT, Leon	56	<b>5</b>	11.2	4	1	0
WRIGHT, Chris	57	<b>5</b>	11.4	5	0	0
DORSEY, Dominique	59	<b>5</b>	11.8	2	1	2
CRAWFORD, Derrick	61	<b>5</b>	12.2	4	0	1
SMITH, Demetrius	90	<b>5</b>	18.0	4	0	1
WYLIE, Harvey	139	<b>5</b>	27.8	0	0	5
HOWELL, Ron	142	<b>5</b>	28.4	5	0	0

\* "Freq" = one return TD every 'x' number of games.

KICKOFF RETURN LEADERS TO 2022				CAREER KICKOFF RETS:				
Player	Last	Teams	GP	No	Yds	Avg	LG	TD
WILLIAMS, Henry	2000	Edm	200	335	7,354	22.0	100	3
RAINEY, Chris	2021	Mtl, BC, Tor	89	309	7,185	23.3	103	2
LOGAN, Stefan	2019	BC, Mtl, Ott	107	303	6,683	22.1	95	0
JACKSON, Tristan	2016	Edm, Ssk, Ott	124	287	6,478	22.6	94	1
CLEMONS, Michael	2000	Tor	185	300	6,349	21.2	72	0
ARMSTEAD, Jason	2012	Seven teams	111	292	5,976	20.5	84	0
TAYLOR, Larry	2016	Mtl, Cgy, Tor	80	262	5,683	21.7	60	0
COLEMAN, Marvin	2003	Wpg, Cgy	166	234	5,565	23.8	77	1
OWENS, Chad	2017	Mtl, Tor, Ham, Ssk	105	240	5,479	22.8	91	1
LEWIS, Leo	1966	Wpg	161	187	5,443	29.1	91	1
EDWARDS, Dwight	1988	Ott, Ssk, Tor, Mtl, Cgy	150	247	5,384	21.8	89	0
HOPKINS, Ron	1991	Cgy	132	226	5,238	23.2	100	2
HOLMES, Corey	2007	Ssk, Ham	92	229	4,973	21.7	81	1
HIGHBAUGH, Larry	1983	BC, Edm	196	141	4,966	35.2	118	3
BROWN, Tim	2015	BC, Cgy	64	200	4,596	23.0	97	1
WYLIE, Harvey	1964	Cgy	139	151	4,293	28.4	110	5

CAREER PASS KNOCKDOWNS LEADERS (1994-2022)				
PLAYER	Last	Teams	GP	PKD
DAVIS, Eddie	2009	Bhm, Cgy, Ssk	236	<b>111</b>
SMITH, Adrion	2005	Mem, Tor, Ham	195	<b>105</b>
GARRETT, Shannon	2008	Wpg, Edm, Ssk	233	<b>79</b>
JOHNSON, Jovon	2018	Ssk, Wpg, Ott, Mtl	188	<b>76</b>
VAUGHN, Gerald	2005	Ham, Wpg, Cgy, Ott	195	<b>72</b>
BANKS, Korey	2013	Ott, BC, Wpg	163	<b>71</b>
CARTER, Eric	2004	BC, Ham, Wpg	160	<b>68</b>
PHILLIPS, Ryan	2017	BC, Mtl	214	<b>68</b>
MORGAN, Omarr	2010	Ssk, Edm	190	<b>62</b>
SANCHEZ, Davis	2011	BC, Mtl, Cgy, Edm	155	<b>62</b>
SHAW, Wayne	2008	Tor, Ham, Mtl	160	<b>60</b>
FRANK, Malcolm	2006	Edm, Sac	175	<b>59</b>

CAREER KICKOFF LEADERS TO 2022				Ranked by Average				
PLAYER	Last	Teams	GP	No	Yds	Avg	LG	S
<b>BEDE, Boris</b>	2022	Mtl, Tor	111	398	27,469	69.0	100	20
WATERS, Swayze	2017	Tor, BC, Edm	51	174	11,412	65.6	95	2
SCHMITT, Ricky	2014	Ssk, BC	35	152	9,783	64.4	95	0
<b>PAREDES, Rene</b>	2022	Cgy	193	865	55,345	64.0	97	14
MEDLOCK, Justin	2019	Edm, Tor, Ham, Wpg	146	663	42,200	63.7	95	19
HAJRULLAHU, Lirim	2019	Wpg, Tor, Ham	107	443	28,109	63.5	95	10
MAHER, Brett	2017	Ott, Ham	58	227	14,262	62.8	95	4
<b>LEONE, Richie</b>	2022	BC, Ott	103	359	22,524	62.7	95	7
DUVAL, Damon	2011	Mtl, Edm	122	612	38,387	62.7	95	11
SHAW, Grant	2016	Tor, Edm	111	404	25,276	62.6	95	4
BOREHAM, Jamie	2011	Ssk, Ham, Tor, Wpg	110	481	29,927	62.2	95	11
<b>CASTILLO, Sergio</b>	2022	Wpg, Ott, Ham, BC, Edm	59	200	12,408	62.0	100	4



## ALL-TIME CFL REGULAR SEASON INDIVIDUAL RECORDS TO 2022

### CAREER SERVICE

Most Games Played, Regular Season			Career
408	Lui Passaglia	BC	1976 to 2000
394	Bob Cameron	Wpg	1980 to 2002

Most Consecutive Games, Regular Season			Dates
353	Bob Cameron	Wpg	Aug 27/80 - Sep 16/00
279	Troy Westwood	Wpg	Sep 14/91 - Jun 28/07
273	Mark McLoughlin	Cgy	Sep 05/88 - Sep 01/03
268	Paul Osbaldiston	BC, Wpg, Ham	Jun 25/88 - Oct 14/02
253	Dave Cutler	Edm	Aug 22/69 - Oct 28/84
252	Leo Groenewegen	Ott, BC, Edm	Jun 26/87 - Nov 03/00
250	Roger Aldag	Ssk	Jul 12/77 - Oct 20/91
224	Larry Robinson	Cgy	Aug 07/61 - Nov 03/74
224	Rob Smith	5 Teams	Jul 30/82 - Nov 5/94
220	Dave Ridgway	Ssk	Jul 9/82 - Sep 30/94
216	Mike Morreale	Tor, Ham	Jul 1/95 - Nov 2/06
208	Don Narcisse	Ssk	Jul 15/88 to Nov 05/99
205	Bob Howes	BC, Edm	Aug 20/68 - Nov 1/80
198	Don Moen	Tor	Jul 08/82 - Oct 20/93
194	Glen Sutor	Ssk	Jul 01/84 - Aug 18/93
191	John Bonk	Wpg	Nov 03/73 to Oct 11/85
190	Rod Connop	Edm	Jun 30/84 to Oct 9/94
190	Blaine Schmidt	Tor, Ham	Aug 21/87 to Oct 25/97
186	Gerry Organ	Ott	Jul 27/71 - Nov 05/83
184	Basil Bark	Mtl	Aug 03/66 - Nov 05/77
179	Alan Ford	Ssk	Oct 11/65 - Oct 24/76

Most Games Played, None Missed			Career
224	Larry Robinson	Cgy	1961 to 1974
216	Mike Morreale	Ham, Tor	1995 to 2006
198	Jason Maas	Edm, Ham, Mtl	2000 to 2010
194	Glen Sutor	Ssk	1984 to 1994
186	Gerry Organ	Ott	1971 to 1983

Most Regular Seasons Played (1936-2022)			Career	GP
25	Lui Passaglia	BC	1976 to 2000	408
24	Paul McCallum	BC, Ott, Ssk	1993 to 2016	340
23	Bob Cameron	Wpg	1980 to 2002	394
23	Damon Allen	Ed, Ott, Hm, Mem, BC, Tor	1985 to 2007	370
20	Hank Ilesic	Edm, Tor, Ham, BC	1977 to 2001	261
20	Anthony Calvillo	LV, Ham, Mtl	1994 to 2013	329
19	Ron Lancaster	Ott, Ssk	1960 to 1978	288
19	Miles Gorrell	Cgy, Ott, Mtl, Ham, Wpg	1978 to 1996	321
18	Paul Osbaldiston	BC, Ham, Wpg	1986 to 2003	304
18	Troy Westwood	Wpg	1991 to 2009	293
18	Henry Burriss	Ssk, Cgy, Ham, Ott	1997 to 2016	277
18	Kevin Glenn	7 Teams	2001 to 2018	304

Most Points, Career			Career
3,991	Lui Passaglia	BC	1976 to 2000
3,145	Paul McCallum	BC, Ott, Ssk	1993 to 2016

Most Points, Season		Year	TD	C-1	C-2	FG	S
242	Damon Duval	Mtl	2009	0	56	0	55
236	Lance Chomyc	Tor	1991	0	64	0	55
235	Roman Anderson	SA	1995	0	62	0	56
233	Paul Osbaldiston	Ham	1989	0	47	0	54
233	David Ridgway	Ssk	1990	0	47	0	59
228	Carlos Huerta	Bal	1995	0	50	0	57
227	Justin Medlock	Wpg	2016	0	40	0	60
226	Justin Medlock	Wpg	2017	0	48	0	56
224	Jerry Kauric	Edm	1989	0	70	0	45
220	Terry Baker	Mtl	2000	0	60	0	46
220	Mark McLoughlin	Cgy	1995	0	63	0	50
220	Mark McLoughlin	Cgy	1996	0	65	0	54

Most Points, Single Game		Date	Opp	TD	C1	FG	S
36	Bob McNamara	Wpg	Oct 13/56	at BC	6	0	0
30	Ernie Pitts	Wpg	Aug 29/59	at Ssk	5	0	0
30	Ferd Burket	Ssk	Oct 26/59	at Wpg	5	0	0
30	Earl Lunsford	Cgy	Sep 2/62	vs Edm	5	0	0
30	Martin Patton	Shr	Aug 5/95	vs Wpg	5	0	0
30	Eric L. Blount	Edm	Sep 15/95	vs Wpg	5	0	0
28	David Ridgway	Ssk	Jul 29/84	at Ott	0	3	8
27	Cookie Gilchrist	Tor	Oct 30/60	vs Mtl	3	8	0
26	Terry Evanshen	Ham	Sep 7/75	vs Ott	4	1	0
26	Mark McLoughlin	Cgy	Aug 5/96	vs Ssk	0	2	8
25	Willie Fleming	BC	Oct 29/60	vs Ssk	4	1	0

### SCORING & TOUCHDOWNS

Most Points, Single Game		Date	Opp	TD	C1	FG	S
25	Lance Chomyc	Tor	Oct 14/88	vs Ott	0	4	7
25	David Ridgway	Ssk	Aug 19/90	vs Edm	0	4	7
25	Terry Baker	Mtl	Oct 29/00	at Cgy	0	1	7

Most Points, First Year Player		C-1	FG	S		
191	Curtis Head	BC	2003	54	44	5
191	Curtis Head	BC	2003	54	44	5
191	Damon Duval	Mtl	2005	60	38	17
186	Ray Macoritti	Ssk	1990	64	36	14
185	Rob Maver	Cgy	2010	70	37	4

Most Total Touchdowns, Career		Career	Rush	Rec	KR	
147	Milt Stegall	Wpg	1995-2008	2	144	1
137	George Reed	Ssk	1963-1975	134	3	0
137	Mike Pringle	Edm, Sac, Bal, Mtl	1992-2004	125	12	0
117	Allen Pitts	Cgy	1990-2000	0	117	0
104	Geroy Simon	Wpg, BC, Ssk	1999-2013	1	103	0

Most Total Touchdowns, Season		Year	Rush	Rec	KR	
23	Milt Stegall	Wpg	2002	0	23	0
22	Cory Philpot	BC	1995	17	4	1
21	Allen Pitts	Cgy	1994	0	21	0
20	Pat Abbruzzi	Mtl	1956	17	3	0
20	Darrell K. Smith	Tor	1990	0	20	0
20	Blake Marshall	Edm	1991	16	4	0
20	Jon Volpe	BC	1991	16	4	0
19	Pat Abbruzzi	Mtl	1955	17	2	0
19	Gerry James	Wpg	1957	18	1	0
19	Jim Germany	Edm	1981	18	1	0
19	Larry Key	BC	1981	17	2	0
19	Tony Stewart	Cgy	1994	14	5	0
19	Mike Pringle	Mtl	2000	19	0	0
19	Joe Smith	BC	2007	18	1	0

Most Touchdowns, Season First Year Player		Year	Rush	Rec	KR	
20	Jon Volpe	BC	1991	16	4	0
19	Pat Abbruzzi	Mtl	1955	17	2	0
18	David Williams	BC	1988	0	18	0

Most Touchdowns, Single Game		Date	Opp	Rush	Rec	KR
6	Bob McNamara	Wpg	Oct 13/56	at BC	4	2
5	Ernie Pitts	Wpg	Aug 29/59	at Ssk	0	5
5	Ferd Burket	Ssk	Oct 26/59	at Wpg	4	1
5	Earl Lunsford	Cgy	Sep 2/62	vs Edm	5	0
5	Martin Patton	Shr	Aug 5/95	vs Wpg	5	0
5	Eric L. Blount	Edm	Sep 15/95	vs Wpg	3	1

Most Consecutive Games with a Touchdown			
10	Terry Evanshen	Cgy	Sep 24/67 - Aug 11/68
9	Sean Millington	BC	Oct 20/01 - Jul 26/02
8	Blake Marshall	Edm	Jul 12/91 - Aug 28/91
8	Jon Volpe	BC	Aug 27/91 - Oct 12/91
8	Milt Stegall	Wpg	Aug 01/97 - Sep 19/97
7	Tony Gabriel	Ott	Aug 15/78 - Sep 24/78
7	Robert Drummond	Tor	Jun 27/96 - Aug 08/96
7	Mike Pringle	Mtl	Oct 4/96 - Jul 9/97
7	Travis Moore	Cgy	Jul 5/00 - Aug 16/00
7	Alfred Jackson	BC	Oct 1/00 - Jul 7/01
7	Ben Cahoon	Mtl	Jul 19/03 - Aug 29/03

Most Rushing TDs, Career		Career	
134	George Reed	Ssk	1963-1975
125	Mike Pringle	Edm, Sac, Bal, Mtl	1992-2004
93	Damon Allen	6 Teams	1985-2007
77	Norm Kwong	Cgy, Edm	1948-1960
77	Matt Dunigan	6 Teams	1983-1996

Most Rushing TDs, Season		Year					
19	Mike Pringle	Mtl	2000	17	Pat Abbruzzi	Mtl	1955
18	Gerry James	Wpg	1957	17	Pat Abbruzzi	Mtl	1956
18	Jim Germany	Edm	1981	17	Larry Key	BC	1981
18	Joe Smith	BC	2007	17	Cory Philpot	BC	1995

Most Rushing TDs, Game		Date	Opp	
5	Earl Lunsford	Cgy	Sep 2/62	vs Edm
5	Martin Patton	Shr	Aug 5/95	vs Wpg
4	Many times (Last: Jon Cornish, Cgy Aug 9/13 vs Ssk)			

# ALL-TIME CFL REGULAR SEASON INDIVIDUAL RECORDS TO 2022

## SCORING & TOUCHDOWNS

Most Receiving TDs, Career			Career		
144	Milt Stegall	Wpg	1995-2008		
Most Receiving TDs, Season			Year	First-year Player:	TD Year
23	Milt Stegall	Wpg	2002	David Williams, BC	18 1988
21	Allen Pitts	Cgy	1994	Derrell Mitchell, Tor	17 1997
20	Darrell K. Smith	Tor	1990	Dalton Schoen, Wpg	16 2022
18	Brian Kelly	Edm	1984	Kez McCorvey, Edm	15 2000
18	David Williams	BC	1988		
18	Chris Armstrong	Bal	1994	<b>Cdn Record:</b>	<b>TD Year</b>
18	Gerald Alphin	Wpg	1994	Terry Evanshen, Cgy	17 1967
17	Hugh Campbell	Ssk	1966	Tony Gabriel, Ott	14 1976
17	Terry Evanshen	Cgy	1967		
17	Mervyn Fernandez	BC	1984	<b>Most Times Led CFL in Rec TD:</b>	
17	Craig Ellis	Edm	1990	Milt Stegall	5
17	Derrell Mitchell	Tor	1997	Hugh Campbell	4
17	Milt Stegall	Wpg	2005	Allen Pitts	4

Most Receiving TDs, Game		Date	Opp
5	Ernie Pitts	Wpg Aug 29/59	at Ssk
4	Milt Stegall	Wpg Oct 10/05	vs BC (Most recent 4 TD gms)
	Geroy Simon	BC Aug 13/04	at Ham

Most Consecutive Games with a Touchdown Reception			
10	Terry Evanshen	Cgy	Sep 24/67 - Aug 11/68
8	Milt Stegall	Wpg	Aug 01/97 - Sep 19/97
7	Tony Gabriel	Ott	Aug 15/78 - Sep 24/78
7	Travis Moore	Cgy	Jul 5/00 - Aug 16/00
7	Alfred Jackson	BC	Oct 1/00 - Jul 7/01
7	Ben Cahoon	Mtl	Jul 19/03 - Aug 29/03

Most Total Kick Return TDs, Career			
31	Henry Williams	1986-2000	12 Earl Winfield 1987-1997
15	Bashir Levingston	2002-2007	12 Keith Stokes 2002-2006

Most Total Kick Return TDs, Season			
6	Chris Williams	Ham 2012	5 H.Williams Edm 1991
5	Henry Williams	Edm 1987	5 B.Levingston Tor 2004
5	Earl Winfield	Ham 1988	5 Keith Stokes Wpg 2004

Most Total Kick Return TDs, Single Game				Kick Return TD Yards:			
Accomplished 18 times:	Tm	Date	Opp	PR	PR	KOR	FGM
2	Ted Toogood	Tor	Sep 16/50	Ham	65	70	
2	Ron Howell	Ham	Sep 20/59	Tor	82	42	
2	Larry Highbaugh	Edm	Oct 26/75	Wpg			109 116
2	Henry Williams	Edm	Jun 27/87	Cgy	91	72	
2	Earl Winfield	Ham	Sep 05/88	Tor	101		100
2	Derrick Crawford	Cgy	Aug 14/90	Edm	42		88
2	Demetrius Smith	Cgy	Sep 06/91	Edm	66		89
2	Henry Williams	Edm	Sep 06/91	Cgy	71	44	
2	Earl Winfield	Ham	Sep 17/93	Edm	64	46	
2	Henry Williams	Edm	Nov 07/93	Cgy	104	83	
2	Curtis Mayfield	Ssk	Sep 05/99	Wpg	69	68	
2	Keith Stokes	Mtl	Aug 02/02	Edm	80	69	
2	Bashir Levingston	Tor	Oct 21/04	Ham			97 115
2	Ezra Landry	Mtl	Jul 08/05	Edm	74		125
2	Bashir Levingston	Tor	Aug 24/05	Cgy	109		111
2	Marcus Thigpen	Ham	Jul 02/10	Wpg			93 118
2	Chris Williams	Ham	Jul 14/12	Tor	89		119
2	Chris Rainey	BC	Sep 18/15	Cgy	103		103

Most Total Defensive Return TDs, Career				Career	Int	Fum
10	Byron Parker	Tor, Edm, BC, Mtl	2005 - 2013		9	1
9	Dick Thornton	Wpg, Tor	1961 - 1972		8	0
8	Garney Henley	Ham	1960 - 1975		8	0
8	Don Wilson	Edm, Tor, BC	1987 - 1998		8	0
8	Malcolm Frank	Sac, Edm	1994 - 2004		5	3
8	Adrian Smith	Ham, Mem, Tor	1994 - 2005		5	3
8	Clifford Ivory	Ham, Tor	2000 - 2006		5	3
8	Barron Miles	Mtl, BC	1998 - 2009		5	3
8	Jason Goss	Ham, Edm	2004 - 2010		5	3
8	Jovon Johnson	Wpg, Ott, Mtl, Ssk	2007 - 2018		7	1

Most Total Defensive Return TDs, Season				Int	Fum
5	Malcolm Frank	Edm	2004	5	0
4	Dick Thornton	Wpg	1963	3	1
4	Joe Hollimon	Edm	1978	4	0
4	Clifford Ivory	Tor	2003	2	2
4	Byron Parker	Tor	2006	4	0

## SCORING & TOUCHDOWNS

Most Defensive TDs, Single Game				Opp	Int	Fum
3	James Jefferson	Wpg	Oct 4/87	vs Ham	2	1
1) P.Bennett INT returned 19 yds, lateral to J.Jefferson 26 yds, TD						
2) G.Battle INT returned 25 yds, lateral to J.Jefferson 47 yds, TD						
3) J.Jefferson 28-yard fumble return (no lateral)						
3	Vernon Mitchell	Tor	Oct 7/00	vs Ham	3	0

Most Own Team Kick Recovery TDs, Single Game						
Accomplished 17 times:	Tm	Date	Opp	OT	Player	Yds
1	Jeff Nicklin	Wpg	Sep 12/36	Ssk	Punt	Onside player 0
1	Paul Rowe	Cal B	Oct 06/39	Wpg	Punt	Onside player 0
1	Larry Haynes	Cal B	Oct 21/39	Edm	Punt	Onside player 0
1	Wilf Tremblay	Ott	Oct 05/46	Mtl	Punt	Onside player 0
1	Eric Chipper	Ott	Sep 18/48	Tor	FGA	FG kicker 0
1	Bruce Cummings	Ott	Oct 20/51	Ham	Punt	Punter 5
1	Cam Fraser	Ham	Sep 26/53	Mtl	Punt	Punter 0
1	Gerry McDougall	Ham	Sep 16/61	Cgy	Punt	Onside player 25
1	Gary Schreider	BC	Sep 09/62	Tor	FGA	FG kicker 8
1	Joe Hernandez	Edm	Oct 16/66	Wpg	Punt	Onside player 35
1	Dick Adams	Ott	Sep 12/73	Wpg	Punt	Punter 80
1	Cleveland Vann	Ssk	Sep 19/76	Edm	KO	Kickoff cover 36
1	Scott McKenzie	Cgy	Jul 22/99	Edm	Punt	Punter 40
1	Dobson Collins	Ott	Aug 02/14	Ssk	Punt	Onside player 0
1	Brandon Stewart	Ham	Aug 03/15	Tor	Punt	Onside player 24
1	Derico Murray	Ham	Nov 07/15	Ott	Punt	Onside player 32
1	Jabari Gilbert	Cgy	Oct 11/19	Ssk	KO	Onside player 28

Most Different Types Of Touchdowns, Career	
7	Paul Williams (Rush 1, Rec 15, Ints 3, Fum 2, Punt 1, KO 1, FGM 1)
6	Larry Highbaugh (Rush 2, Rec 14, Ints 3, Fum 2, KO 3, FGM 1)

Most Different Types of TDs, Single Game			
3	James Jefferson	Wpg	Oct 4/87 vs Ham (Int 1, FR 1, PR 1)
3	Earl Winfield	Ham	Sep 5/88 vs Tor (Rec 1, PR 1, KOR 1)

Most Total Return TDs, Single Game			
3	James Jefferson	Wpg	Oct 4/87 vs Ham (Int 1, FR 1, PR 1)
3	Vernon Mitchell	Tor	Oct 7/00 vs Ham (Int 3, FR 0)

## SCORING - CONVERTS

Most 1-Pt Converts Made, Career			Career
1,045	Lui Passaglia	BC	1976 to 2000
826	Mark McLoughlin	Cgy, BC	1988 to 2003, 2005
812	Paul McCallum	BC, Ott, Ssk	1993 to 2016
732	Troy Westwood	Wpg	1991 to 2009
715	Sean Fleming	Edm	1992 to 2007

Most 1-Pt Convert Attempts, Career			Career	Made
1,048	Lui Passaglia	BC	1976-2000	1,045
834	Mark McLoughlin	Cgy, BC	1988-2005	826
815	Paul McCallum	BC, Ott, Ssk	1993-2016	812
734	Troy Westwood	Wpg	1991-2009	732
721	Sean Fleming	Edm	1992-2007	715

Most 1-Pt Convert Attempts, Season (All)			
80	Mark McLoughlin	Cgy	1994
77	Lance Chomyc	Tor	1990
77	Mike Vanderjagt	Tor	1997
72	Troy Westwood	Wpg	1994

Most 1-Pt Converts Made, Season (All)			
80	Mark McLoughlin	Cgy	1994
77	Mike Vanderjagt	Tor	1997
76	Lance Chomyc	Tor	1990
72	Troy Westwood	Wpg	1994
70	Jerry Kauric	Edm	1989
70	Rob Maver	Cgy	2010

Most 1-Pt Converts Made, Single Game (All distances)			
9	Bill Bewley	Mtl	Oct 20/56 vs Ham
9	Trevor Kennerd	Wpg	Sep 7/84 vs Ott
9	Lance Chomyc	Tor	Sep 20/90 vs Cgy
9	Jim Crouch	Sac	Nov 6/93 vs BC
9	Paul McCallum	BC	Aug 27/94 vs Shr
9	Sean Fleming	Edm	Jul 15/95 vs Shr
9	Mike Vanderjagt	Tor	Sep 7/97 at Wpg
9	Paul Osbaldiston	Ham	Sep 18/99 vs Wpg

## ALL-TIME CFL REGULAR SEASON INDIVIDUAL RECORDS TO 2022

### SCORING - CONVERTS

#### Most 1-Pt Converts Made, Single Game (Since 2015 - 32 yards)

8	Sean Whyte	BC	Jun 11/22	vs Edm	(8-for-8)
7	Justin Medlock	Ham	Aug 21/15	at Edm	(7-for-7)
7	Tyler Crapigna	Ssk	Aug 25/17	at Edm	(7-for-7)
7	Sergio Castillo	BC	Oct 5/19	vs Tor	(7-for-7)

#### Most Consecutive 1-Pt Converts Made (All distances)

801	Paul McCallum	BC, Ott, Ssk	From Sep 25/93 - Aug 8/15
(Made 792 atts from 12 yds to 2014 & first 9 from 32 yds in 2015; ended Aug 22/15)			
657	Troy Westwood	Wpg	From Jul 29/93 - Nov 2/07
560	Lui Passaglia	BC	From Jul 30/83 - Jul 27/95

#### Longest Streak from 32 yards: (Since 2015)

82	Justin Medlock	From Nov 7/15 - Sep 30/17
----	----------------	---------------------------

#### Most 2-Pt Converts Made, Career

		Career	5-yd	3-yd
10	Andy Fantuz	Ssk, Ham	2006-2017	5 5
10	William Powell	Ott	2015-2022	0 10
9	Marquay McDaniel	Ham, Cgy	2009-2017	0 9
8	Bryan Burnham	BC	2014-2022	1 7
8	Luke Tasker	Ham	2013-2019	1 7
8	Greg Ellingson	Ham, Ott, Edm	2013-2022	1 7
8	Eric Rogers	Cgy, Tor	2014-2021	0 8

#### Most 2-Pt Converts Made, Season

5	Marquay McDaniel	Cgy	2015	(from 3 yds)
5	William Powell	Ott	2018	(from 3 yds)
4	Peter Dalla Riva	Mtl	1975	(from 5 yds)
4	Nick Arakgi	Mtl	1984	(from 5 yds)
4	Cameron Marshall	Wpg	2015	(from 3 yds)
4	Andy Fantuz	Ham	2016	(from 3 yds)
4	William Powell	Ott	2017	(from 3 yds)
4	Greg Ellingson	Ott	2018	(from 3 yds)

#### Most 2-Pt Converts Made, Game (1975 to present)

2	Jim McMillan	Ham	Jul 23/75	vs Mtl	(First to achieve record)
2	Last: RJ Harris	Ott	Nov 19/21	at Mtl	(Latest with two C-2s)

#### Defensive 2-Pt Converts Made, Game

					Play Data
1	Alondra Johnson	BC	Aug 31/89	at Ott	92-yd fum ret (lat K. Gooch)
	Jocelyn Borgella	Wpg	Aug 31/97	at Ssk	112-yd INT return
	William Fields	Cgy	Sep 07/01	at Edm	110-yd INT return
	Adrian Smith	Tor	Oct 20/02	vs Ott	80-yd blk C1 (lat C. Ivory)
	Brandon Banks	Ham	Nov 07/15	at Ott	127-yd missed C1 kick
	Courtney Stephen	Ham	Aug 18/17	vs Ott	80-yd blocked C1 return
	Duron Carter	Ssk	Aug 25/17	at Edm	113-yd missed C1 kick

### SCORING - SINGLES

#### Most Singles, Career

		Career	
309	Lui Passaglia	BC	1976 to 2000
250	Paul Osbaldiston	BC, Wpg, Ham	1986 to 2003
219	Bernie Ruoff	Wpg, Ham, BC	1975 to 1988

#### Most Singles, Season

33	Tom Dixon	Edm	1986	25	5x: latest R. Leone	2016
30	Hank Ilesic	Tor	1983			

#### Most Singles, Single Game (Since 1958)

6	Lui Passaglia	BC	Aug 1/85	at Tor	(Punt: 4, FGM: 1, KO: 1)
5	Terry Baker	Mtl	Oct 31/99	at Cgy	(Punt: 4, FGM: 1)
5	Paul Osbaldiston	Ham	Sep 21/97	vs Cgy	(Punt: 1, FGM: 4)
5	Bernie Ruoff	Ham	Aug 10/85	at Ssk	(Punt: 1, FGM: 4)
5	Hank Ilesic	Tor	Oct 29/83	at Edm	(K/O: 2, FGM: 3)
5	Bernie Ruoff	Wpg	Aug 29/78	vs Mtl	(Punt: 1, FGM: 3, KO: 1)
5	Nick Jambrosic	Ham	Aug 23/78	vs Ott	(Punt: 2, FGM: 3)

### RUSHING

#### Most Rushing Attempts, Career

		Career	
3,243	George Reed	Ssk	1963 to 1975
2,962	Mike Pringle	Edm, Sac, Bal, Mtl	1992 to 2004
1,969	Johnny Bright	Cgy, Edm	1952 to 1964

#### Most Rushing Attempts, Season

		Cdn Record:			
347	Mike Pringle	Mtl	1998	259 Jon Cornish, Cgy	2012
332	Willie Burden	Cgy	1975	258 Jon Cornish, Cgy	2013
326	Robert Mimbs	Wpg	1991		
326	Mike Pringle	Mtl	2000		
324	Troy Davis	Ham	2004		
323	George Reed	Ssk	1975		

### RUSHING

#### Most Rushing Attempts, Game

		Date	Opp	Totals
37	Doyle Orange	Tor	Aug 13/75	vs Ham (37-175)
36	Lovell Coleman	Cgy	Aug 12/63	at Wpg (36-156)
34	George Reed	Ssk	Aug 8/70	at Ham (34-199)
34	George Reed	Ssk	Oct 12/75	at Wpg (34-150)
34	Willie Burden	Cgy	Nov 2/75	vs Wpg (34-230)
34	Blaise Bryant	Wpg	Sep 17/94	at Ham (34-249)

#### Most Rushing Yards, Career

		Career	
16,425	Mike Pringle	Edm, Sac, Bal, Mtl	1992 to 2004
16,116	George Reed	Ssk	1963 to 1975

#### Most Rushing Yards, Season

2,065	Mike Pringle	Mtl	1998	Cdn Record:			
1,972	Mike Pringle	Bal	1994	1,813	Jon Cornish	Cgy	2013
1,896	Willie Burden	Cgy	1975	1,457	Jon Cornish	Cgy	2012
1,813	Jon Cornish	Cgy	2013	1,437	Norm Kwong	Edm	1956
1,794	Earl Lunsford	Cgy	1961	1,390	Andrew Harris	Wpg	2018
1,791	Mike Pringle	Bal	1995				
1,778	Mike Pringle	Mtl	2000				
1,775	Mike Pringle	Mtl	1997	1,448	John Avery	Edm	2002
1,769	Robert Mimbs	Wpg	1991	1,395	Jon Volpe	BC	1991
1,768	George Reed	Ssk	1965	1,359	Cory Boyd	Tor	2010
1,733	Willard Reaves	Wpg	1984	1,075	Orville Lee	Ott	1988
1,722	Johnny Bright	Edm	1958				
1,679	Johnny Bright	Edm	1957				
1,678	David Green	Mtl	1979				
1,656	Mike Pringle	Mtl	1999				

#### Most Rushing Yards Per Game, Season

121.5	Mike Pringle	Mtl	1998	118.5	Willie Burden	Cgy	1975
120.2	Jon Cornish	Cgy	2014	117.3	Dave Thelen	Ott	1960

#### Most Rushing Yards, Game

		Date	Opp	Att
287	Ron Stewart	Ott	Oct 10/60	at Mtl 16
268	George Reed	Ssk	Oct 24/65	at BC 30
260	Fred Reid	Wpg	Aug 21/09	at BC 26
249	Blaise Bryant	Wpg	Sep 17/94	at Ham 34
238	Lovell Coleman	Cgy	Sep 15/64	at Ham 23
238	Willie Burden	Cgy	Nov 2/75	vs Wpg 34
235	George Dixon	Mtl	Sep 2/63	vs Ott 13
235	Mike Pringle	Mtl	Oct 17/98	at Tor 29
233	Troy Davis	Ham	Sep 6/04	vs Tor 32
232	Mike Pringle	Bal	Sep 3/94	at Shr 17
230	Troy Mills	Sac	Oct 22/94	vs Ott 23
225	Sean Millington	Edm	Oct 30/99	vs Ssk 29
224	Lovell Coleman	Cgy	Aug 18/65	at Edm 20
221	Willard Reaves	Wpg	Sep 17/84	vs Ott 21
220	Darren Davis	Ssk	Oct 28/00	vs Edm 20
216	Mike Pringle	Bal	Oct 22/94	vs BC 24
215	Gill Fenerty	Tor	Aug 31/88	vs Cgy 28

#### Most Rushing Yards, Consecutive Games

425	Mike Pringle	Bal	Oct 22 - Oct 29/94	(216 & 209)
412	George Reed	Ssk	Oct 24 - Oct 30/65	(268 & 144)

#### Longest Rush

		Date	Opp
109	George Dixon	Mtl	Sep 2/63 vs Ott
109	Willie Fleming	BC	Oct 17/64 at Edm
106	Don Clark	Mtl	Aug 11/61 vs Wpg
104	Jim Thomas	Edm	Oct 9/65 vs BC
103	Richard Crump	Wpg	Sep 4/78 at Ssk
100	Tom Casey	Wpg	Sep 20/52 at Ssk
100	Jim Thomas	Edm	Aug 2/66 at Wpg
100	Dave Raimey	Wpg	Sep 11/66 vs Ssk
99	Tom Casey	Wpg	Oct 20/51 vs Ssk
99	Bob Jarus	Ham	Oct 10/60 vs Tor
98	Alex Bravo	Ssk	Sep 29/56 vs BC
98	Willie Fleming	BC	Sep 19/60 at Edm
98	Bill Symons	Tor	Oct 4/70 at Ham
98	George Jones	Wpg	Jul 5/00 at Mtl
97	Willie Fleming	BC	Sep 7/63 vs Cgy
97	Willie Fleming	BC	Oct 20/62 at Cgy
97	Willie Fleming	BC	Oct 27/63 at Wpg
97	Jim Thomas	Edm	Sep 4/64 vs Ott
97	Andy Hopkins	Ham	Sep 15/73 vs Ott
96	Jim Germany	Edm	Sep 27/77 at Wpg
94	Dave Raimey	Wpg	Sep 9/67 at Mtl

## ALL-TIME CFL REGULAR SEASON INDIVIDUAL RECORDS TO 2022

### RUSHING

#### Most 100-Yard Rushing Games, Career

	Career	Cdn Record:
73 Mike Pringle	Edm, Sac, Bal, Mtl	1992 to 2004
66 George Reed	Ssk	1963 to 1975
38 Charles Roberts	Wpg, BC	2001 to 2008
36 Johnny Bright	Cgy, Edm	1952 to 1964
31 Joffrey Reynolds	Cgy	2004 to 2011
30 Dave Thelen	Ott, Tor	1952 to 1964
29 Andrew Harris	BC, Wpg, Tor	2010 to 2022

#### Most 100-Yard Rushing Games, Season

14 Mike Pringle	Mtl	1998	10 Robert Mimbs	Wpg	1991
10 Willie Burden	Cgy	1975	10 Mike Pringle	Mtl	1997
10 Willard Reaves	Wpg	1984	9 8x: latest J.Cornish		2013

#### Most 1,000-Yard Seasons, Career

	Career	Career
11 George Reed	Ssk	1963 to 1975
9 Mike Pringle	Edm, Sac, Bal, Mtl	1992 to 2004
8 Kelvin Anderson	Cgy, BC	1996 to 2003
6 Joffrey Reynolds	Cgy	2004 to 2011
6 Charles Roberts	Wpg, BC	2001 to 2008
5 Johnny Bright	Cgy, Edm	1952 to 1964
5 Earl Lunsford	Cgy	1956 to 1963
5 Andrew Harris	BC, Wpg, Tor	2010 to 2022

#### Most 1,000-Yard Seasons, Consecutive

	Years	
8 Kelvin Anderson	Cgy, BC	1996 to 2003
6 George Reed	Ssk	1964 to 1969
6 Charles Roberts	Wpg	2002 to 2007
6 Joffrey Reynolds	Cgy	2005 to 2010

#### Highest Rushing Average, Career

Running backs:	Teams	Career	Atts	Yds
7.06 Willie Fleming	BC	1959 to 1966	868	6,125
6.66 Jon Cornish	Cgy	2007 to 2013	772	5,140

#### Highest Rushing Avg, Season

	Year	Atts	Yds
9.72 Willie Fleming	BC	1963	127 1,234
8.71 Leo Lewis	Wpg	1960	106 923
8.53 Jim Thomas	Edm	1965	115 981
8.41 Willie Fleming	BC	1960	125 1,051

#### Most Rushing Yards QB, Career

	Years	
11,920 Damon Allen	Edm, Ott, Ham, Mem, BC, Tor	1985-2007
8,043 Tracy Ham	Edm, Tor, Bal, Mtl	1987-1999
5,653 Henry Burris	Ssk, Cgy, Ham, Ott	1997-2016

#### Most Rushing Yards QB, Season

1,096 Tracy Ham	Edm	1990	1,006 Kerry Joseph	Ott	2005
1,036 Damon Allen	Ott	1991	1,005 Tracy Ham	Edm	1989

Most Rushing Yards QB, Game	Date	Opp	Att
180 Nealon Greene	Edm Jul 16/99	vs Ssk	14
170 Damon Allen	Edm Oct 29/93	at BC	15
168 Ken Ploen	Wpg Aug 28/58	vs BC	10
166 Tracy Ham	Edm Aug 15/91	at Ott	13

### RECEIVING

#### Most Receptions, Career

1,051 Nik Lewis **	Cgy, Mtl	Career	2004 to 2017	(Corrected)
--------------------	----------	--------	--------------	-------------

#### Most Receptions, Season

	First-year Player:	Year
160 Derrell Mitchell	Tor	1998
126 Allen Pitts	Cgy	1994
123 Don Narcisse	Ssk	1995
122 Michael Clemons	Tor	1997
120 Adarius Bowman	Edm	2016
118 Allen Pitts	Cgy	1991
116 James Murphy	Wpg	1986
116 Michael Clemons	Tor	1996
116 Brad Sinopoli	Ott	2018
113 Terry Greer	Tor	1983
112 Ben Cahoon	Mtl	2003
112 Jamel Richardson	Mtl	2011
112 Adarius Bowman	Edm	2014
112 Brandon Banks	Ham	2019
111 Darren Flutie	BC	1994
111 Gerald Wilcox	Wpg	1994
111 Dave Sapunjis	Cgy	1995

Most Years 100+ Receptions:	
Allen Pitts	4
8 players with ...	2

Most Times Led CFL:	
Tommy-Joe Coffey	4
Allen Pitts	4
Ben Cahoon	4

### RECEIVING

#### Most Receptions Per Game, Career (Min. 40 GP)

	Rec	GP
5.49 Allen Pitts	Cgy	1990-2000
5.18 Derel Walker	Edm, Tor	2015-2022
5.17 Luke Tasker	Ham	2013-2019

#### Most Receptions Per Game, Season (Min. 10 GP)

	Rec	GP
8.89 Derrell Mitchell	Tor	1998
7.82 Chad Owens	Tor	2014
7.42 Derel Walker	Edm	2015

Most Receptions, Game	Date	Opp	Yds	
16 Terry Greer	Tor	Aug 19/83	at Ott	230
16 Brian Wiggins	Cgy	Oct 23/93	at Ssk	230
16 Derrell Mitchell	Tor	Sep 26/98	at Edm	220
16 Arland Bruce III	Ham	Jul 31/10	at Ssk	272
15 George McGowan	Edm	Sep 3/73	at Ssk	249
15 Eugene Goodlow	Wpg	Nov 1/81	vs Cgy	184
15 Terry Greer	Tor	Oct 11/82	at Wpg	206
15 Don Narcisse	Ssk	Oct 31/93	at Tor	199
15 Darren Flutie	Edm	Aug 7/97	vs Wpg	231
15 Michael Clemons	Tor	Oct 4/97	vs BC	118
15 Andy Fantuz	Ham	Oct 1/16	vs Cgy	130
14 8 times:				
J.Walters, M.Levenseller, E.Streater, L.Graham, R.Alexander, C.Mayfield, D.Flutie, D.Mitchell				

Most Consecutive Games With a Reception *	Teams	Tot GP	With Recn	Streak Began	Last Game Of Streak
216 Don Narcisse	Ssk	216	216	Sep 19/87	Nov 05/99
188 Geroy Simon	BC, Ssk	238	232	Jun 20/03	Nov 02/13
166 Nik Lewis	Cgy, Mtl	226	225	Jun 20/04	Jul 18/14
144 Ben Cahoon	Mtl	224	216	Aug 21/02	Oct 29/10
137 Tony Gabriel	Ham, Ott	168	N/A	Aug 22/73	Nov 01/81
134 E.Arceneaux	BC, Ssk, Edm	152	151	Jul 04/10	Oct 21/22
125 Weston Dressler	Ssk, Wpg	161	157	Aug 28/10	Oct 26/18
124 Jamel Richardson	Ssk, Mtl	124	124	Aug 17/03	Jul 31/15
121 Darren Flutie	BC, Edm, Ham	193	190	Aug 26/95	Sep 29/02
120 Craig Ellis	Five teams	121	120	Aug 14/83	Jul 31/93
119 Tom Scott	Cgy, Edm	169	N/A	Sep 05/77	Oct 20/84
111 Fred Stamps	Edm, Mtl	133	128	Aug 11/07	Oct 04/14
105 Bryan Burnham	BC	105	105	Sep 19/14	Sep 24/22

\* Note: research ongoing

#### Most Targets, Season (Since 1994)

243 Derrell Mitchell	Tor	1998
216 Allen Pitts	Cgy	1994
214 Allen Pitts	Cgy	1991
207 Don Narcisse	Ssk	1995
198 Darren Flutie	BC	1994
192 Terry Greer	Tor	1983

#### Single Game:

23 Derrell Mitchell	- Sep 26/98
22 Derrell Mitchell	- Jul 30/98
21 Terry Greer	- Aug 19/83
20 Arland Bruce	- Jul 31/10

#### Most Receiving Yards, Career

16,352 Geroy Simon	Wpg, BC, Ssk	Career	1999 to 2013
15,153 Milt Stegall	Wpg		1995 to 2008

#### Most Receiving Yards, Season

2,036 Allen Pitts	Cgy	1994
2,003 Terry Greer	Tor	1983
2,000 Derrell Mitchell	Tor	1998
1,914 Hal Patterson	Mtl	1956
1,862 Milt Stegall	Wpg	1998
1,856 Geroy Simon	BC	2006
1,826 Darrell K. Smith	Tor	1990
1,812 Brian Kelly	Edm	1983
1,777 Jamel Richardson	Mtl	2011
1,764 Allen Pitts	Cgy	1991
1,757 Jerem'n Copeland	Mtl	2003
1,750 Geroy Simon	BC	2004
1,746 James Murphy	Wpg	1986
1,731 Darren Flutie	BC	1994
1,727 Mervyn Fernandez	BC	1985
1,715 Joey Walters	Ssk	1981

#### First-year Player:

	Year	
1,530 Matt Clark	BC	1991
1,457 D.Mitchell	Tor	1997
1,441 Dalton Schoen	Wpg	2022
1,415 Joe Horn	Mem	1995

#### Cdn Record:

	Year	
1,662 T.Evanshen	Cgy	1967
1,655 D.Sapunjis	Cgy	1995
1,624 G.Wilcox	Wpg	1994
1,561 B.Cahoon	Mtl	2003

#### Most Times Led CFL:

Allen Pitts	4
TJ Coffey	3
Geroy Simon	3

#### Most Receiving Yards Per Game, Season

	Yards	GP
147.2 Hal Patterson	Mtl	1956
125.2 Terry Greer	Tor	1983
113.3 Brian Kelly	Edm	1983
113.1 Allen Pitts	Cgy	1994



# ALL-TIME CFL REGULAR SEASON INDIVIDUAL RECORDS TO 2022

## RECEIVING

Most Receiving Yards, Game	Date	Opp	Rec	
338 Hal Patterson	Mtl	Sep 29/56	at Ham	11
319 Curtis Mayfield	LV	Sep 3/94	at Ott	14
308 Alfred Jackson	Wpg	Jul 14/94	vs Edm	7
275 Larry Thompson	Ham	Aug 25/95	at Wpg	8
275 Terry Vaughn	Edm	Aug 13/99	at Wpg	10
272 Arland Bruce III	Ham	Jul 31/10	at Ssk	16
270 Tyron Gray	BC	Sep 13/81	at Edm	9
266 Brian Kelly	Edm	Oct 15/83	vs Mtl	13
266 Alfred Jackson	BC	Jul 19/97	vs Wpg	6
260 Chris DeFrance	Ssk	Aug 5/83	at Edm	9
259 Mervyn Fernandez	BC	Aug 17/85	vs Cgy	7
258 Bob Simpson	Ott	Sep 29/56	vs Tor	8
257 Tony Akins	Ham	Oct 10/99	at Wpg	8
255 Andy Fantuz	Ssk	Sep 17/10	vs Cgy	10
254 Stephen Jones	Ott	Jul 9/92	vs Tor	10
254 Milt Stegall	Wpg	Jul 20/06	at Edm	10
253 Hugh Oldham	Ott	Aug 19/71	at Tor	7
251 Darren Flutie	BC	Oct 22/94	at Bal	12
249 George McGowan	Edm	Sep 3/73	at Ssk	16
249 Kamar Jordan	Cgy	Aug 25/18	vs Wpg	10
247 Alfred Jackson	BC	Aug 21/02	vs Mtl	7

Most 1,000-Yard Receiving Seasons, Career	Consec. 1000-Yard Seasons:		
11 Terry Vaughn	Four teams	Terry Vaughn	11
10 Milt Stegall	Wpg	Milt Stegall	9
9 Allen Pitts	Cgy	Geroy Simon	9
9 Darren Flutie	BC, Edm, Ham	Nik Lewis	9
9 Ben Cahoon	Mtl	Ben Cahoon	8
9 Geroy Simon	Wpg, BC, Ssk	Don Narcisse	6
9 Nik Lewis	Cgy	Darren Flutie	6

Most 100-Yard Receiving Games, Career	Career	GP	200+	
64 Allen Pitts	Cgy	1990-2000	176	0
63 Geroy Simon	Wpg, BC, Ssk	1999-2013	238	3
54 Milt Stegall	Wpg	1995-2008	199	3
47 Derrell Mitchell	Tor, Edm	1997-2007	174	1
41 Brian Kelly	Edm	1979-1987	137	6
41 Earl Winfield	Tor, Edm	1987-1997	130	0
40 Darren Flutie	BC, Edm, Ham	1991-2002	193	4
40 Tom Scott	Wpg, Edm, Cgy	1974-1984	169	0
37 James Murphy	Wpg	1983-1990	121	1
36 Adarius Bowman	Ssk, Wpg, Edm	2008-2018	141	3
35 Terry Vaughn	Cgy, Edm, Mtl, Hm	1985-1995	114	1
35 Ray Alexander	Cgy, BC, Ott	1995-2006	114	1
34 Hal Patterson	Mtl, Ham	1954-1967	145	3
34 Don Narcisse	Ssk	1987-1999	216	0
32 Tommy-Joe Coffey	Edm, Ham, Tor	1959-1973	200	0
32 Ben Cahoon	Mtl	1998-2010	224	0
31 Jim Sandusky	BC, Edm	1984-1998	165	1
31 Weston Dressler	Ssk, Wpg	2008-2018	161	0
30 Chris Armstrong	Five teams	1991-1999	129	1
30 Nik Lewis	Cgy, Mtl	2004-2017	226	0
30 S.J. Green	Mtl, Tor	2007-2019	170	0

Most 100-Yard Receiving Games, Season	Date	Opp	Rec
12 Jamel Richardson	Mtl	2011	11 Terry Greer * Tor 1983
11 Hal Patterson *	Mtl	1956	11 Allen Pitts Cgy 1994
11 Joey Walters	Ssk	1981	11 Geroy Simon BC 2006

\* Record for consecutive gms (8 by H.Patterson & T.Greer)

Most 200-Yard Receiving Games, Career	Career	
6 Brian Kelly	Edm	1979-1987
5 Terry Greer	Tor	1979-1987
4 Darren Flutie	BC, Edm, Ham	1991-2002

Most 200-Yard Receiving Games, Season	Date	Opp	Rec
3 Terry Greer	Tor	1983	
2 8x: latest G.Simon	BC	2003	

Highest Receiving Avg, Career (Min. 150 rec)	Yards	Rec		
22.4 Whit Tucker	Ott	1962-1970	6,092	272
22.0 Bob Simpson	Ott	1950-1962	6,034	274
20.7 Hugh Oldham	Ott	1970-1974	3,504	169
20.6 Hal Patterson	Mtl, Ham	1954-1967	9,473	460

Highest Avg. Gain Receiving, Season (Min. 30 rec)	Yards	Rec		
28.3 Rupe Andrews	Cgy	1954	904	32
26.5 Milt Stegall	Wpg	1997	1,616	61
25.7 Margene Adkins	Ott	1968	821	32

## PASSING

Most Passing Yards, Career	Career	
79,816 Anthony Calvillo	LV, Ham, Mtl	1994 to 2013

Most Passing Yards, Season	Most Passing Yards, 1st Year				
6,619 Doug Flutie	BC	1991	6,023 David Archer	Sac	1993
6,225 Kent Austin	Ssk	1992	4,247 Tobin Rote	Tor	1960
6,092 Doug Flutie	Cgy	1993	3,767 B.J. Tolliver	Shr	1995
6,041 Anthony Calvillo	Mtl	2004			
6,023 David Archer	Sac	1993			
5,945 Doug Flutie	Cgy	1992			
5,891 Anthony Calvillo	Mtl	2003			
5,830 Mike Reilly	Edm	2017			
5,754 Kent Austin	Ssk	1993			
5,726 Doug Flutie	Cgy	1994			
5,720 Doug Flutie	Tor	1996			
5,693 Henry Burris	Ott	2015			
5,663 Ricky Ray	Edm	2008			
5,648 Warren Moon	Edm	1983			
5,633 Anthony Calvillo	Mtl	2008			
5,562 Mike Reilly	Edm	2018			
5,556 Anthony Calvillo	Mtl	2005			
5,554 Mike Reilly	Edm	2016			

Cdn Record:	Opp	Year
3,641 Russ Jackson	Ott	1969
3,349 Nathan Rourke	BC	2022
3,332 Russ Jackson	Ott	1667
3,187 Russ Jackson	Ott	1968
2,910 Russ Jackson	Ott	1963
2,892 Gerry Dattilio	Mtl	1980

Most Times Led CFL:	Opp	Year
Sam Etcheverry	6	
Ron Lancaster	6	
Doug Flutie	5	
Brock, Calvillo, Reilly	4	

Most Passing Yards, Game	Date	Opp	Att	Com	TD	
713 Matt Dunigan	Wpg	Jul 14/94	vs Edm	52	33	5
601 Danny Barrett	BC	Aug 12/93	vs Tor	45	30	5
586 Sam Etcheverry	Mtl	Oct 16/54	vs Ham	36	26	5
582 Doug Flutie	BC	Oct 12/91	vs Edm	55	36	3
561 Sam Etcheverry	Mtl	Sep 29/56	vs Ham	48	26	3
558 Kent Austin	Ssk	Aug 13/92	vs BC	62	40	1
556 Doug Flutie	Cgy	Aug 6/93	at Ott	38	24	3
555 Warren Moon	Edm	Oct 15/83	vs Mtl	51	31	5
553 Peter Liske	Cgy	Sep 29/68	vs Ssk	39	29	5
551 Anthony Calvillo	LV	Sep 3/94	at Ott	40	24	4
547 Doug Flutie	Cgy	Oct 23/93	at Ssk	56	37	4
546 Kent Austin	Ssk	Oct 23/93	vs Cgy	45	33	6
546 Jeff Garcia	Cgy	Sep 4/95	vs Edm	42	33	3
542 Anthony Calvillo	Ham	Oct 25/96	at Mtl	50	37	3
540 Jason Maas	Edm	Jul 30/04	vs Wpg	30	27	4
525 Danny McManus	Ham	Jun 25/04	vs Wpg	44	23	3
524 Tobin Rote	Tor	Aug 19/60	vs Mtl	54	38	5

Canadian Record:	Opp	Year				
488 Nathan Rourke	BC	Aug 13/22	at Cgy	52	39	2
477 Nathan Rourke	BC	Aug 6/22	vs Edm	37	34	5

Most 300-yard Passing Games, Career	Career	
125 Anthony Calvillo	LV, Ham, Mtl	1994-2013
93 Henry Burris	Cgy, Ssk, Ham, Ott	1997-2016
91 Ricky Ray	Edm, Tor	2002-03, 2005-18
74 Doug Flutie	BC, Cgy, Tor	1990-1997
65 Damon Allen	Edm, Ott, Hm, Me, BC, Tor	1985-2007
63 Danny McManus	Wpg, BC, Edm, Ham, Cgy	1990-2006

Most 300-yard Passing Games, Season	Date	Opp	Rec
14 Doug Flutie	BC	1991	12 Anthony Calvillo 2008
13 Anthony Calvillo	Mtl	2004	12 Ricky Ray 2008
13 Ricky Ray	Tor	2017	12 Mike Reilly 2016
12 Sam Etcheverry	Mtl	1956	12 Mike Reilly 2017
12 Anthony Calvillo	Mtl	2003	12 Jeremiah Masoli 2018

Most Consecutive 300-yard Passing Games	Dates		
9 Sam Etcheverry	Mtl	1956	Aug 25/56 to Oct 6/56
9 Kent Austin	Ssk	1991	Aug 21/91 to Oct 14/91
9 Jeremiah Masoli	Ham	2017-18	Oct 6/17 to Jul 5/18
8 Anthony Calvillo	Mtl	2012	Jul 6/12 to Aug 31/12
8 Mike Reilly	Edm	2015-16	Oct 17/15 to Jul 28/16
7 Mike Reilly	Edm	2017	Sep 4/17 to Oct 21/17

Most 400-yard Passing Games, Career	Career	
29 Anthony Calvillo	LV, Ham, Mtl	1994-2013
29 Doug Flutie	BC, Cgy, Tor	1990-1997
19 Kent Austin	Ssk, BC, Tor, Wpg	1987-1996
18 Danny McManus	Wpg, BC, Edm, Ham, Cgy	1990-2006

Most 400-yard Passing Games, Season	Date	Opp	Rec
7 Doug Flutie	BC	1991	
7 Doug Flutie	Cgy	1993	
6 Anthony Calvillo	Mtl	2005	

## ALL-TIME CFL REGULAR SEASON INDIVIDUAL RECORDS TO 2022

### PASSING

#### Most Consecutive 400-yard Passing Games

			Dates
5	Doug Flutie	Cgy	1993 Jul 17/93 to Aug 6/93
4	Kent Austin	Ssk	1991 Sep 1/91 to Sep 21/91
3	Warren Moon	Edm	1982 Oct 10/82 to Oct 23/82

#### Most Pass Attempts, Career

			Career
9,437	Anthony Calvillo	LV, Ham, Mtl	1994 to 2013
9,138	Damon Allen	Six teams	1985 to 2007

#### Most Pass Attempts, Season

				First Year:	
770	Kent Austin	Ssk	1992	701	David Archer, Sac 1993
730	Doug Flutie	BC	1991	494	Brian Ransom, Mtl 1986
715	Kent Austin	Ssk	1993	475	Kerry Joseph, Ott 2003
715	Ricky Ray	Edm	2005		
703	Doug Flutie	Cgy	1993		
701	David Archer	Sac	1993	387	Gerry Dattilio, Mtl 1982
690	Anthony Calvillo	Mtl	2004	358	Russ Jackson, Ott 1969
688	Doug Flutie	Cgy	1992	324	Nathan Rourke, BC 2022
682	Anthony Calvillo	Mtl	2008		
678	Henry Burris	Ott	2015		

Most Pass Attempts, Game	Date	Opp	At-Cm-Yds
65	Kent Austin	Ssk	Sep 15/91 vs Edm 65-36-457
63	Doug Flutie	Cgy	Aug 7/92 vs Ssk 63-31-481
62	Joe Adams	Ssk	Jul 29/83 vs Tor 62-31-405
62	Kent Austin	Ssk	Aug 13/92 vs BC 62-40-558
62	Darian Durant	Ssk	Aug 6/10 at Mtl 62-35-442
60	Kent Austin	Ssk	Jul 15/92 at Edm 60-34-406
60	Anthony Calvillo	Ham	Jul 15/95 at Bhm 60-35-405
59	Marcus Crandell	Cgy	Sep 10/04 at Edm 59-34-315
58	Dieter Brock	Ham	Jul 8/84 vs Ssk 58-37-415
58	Matt Dunigan	Bhm	Aug 18/95 vs Cgy 58-37-433

#### Most Pass Completions, Career

			Career
5,892	Anthony Calvillo	LV, Ham, Mtl	1994 to 2013
5,158	Damon Allen	Six teams	1985 to 2007

#### Most Pass Completions, Season

				First Year:	
481	Henry Burris	Ott	2015	403	David Archer, Sac 1993
479	Ricky Ray	Edm	2005	285	Cleo Lemon, Tor 2010
474	Ricky Ray	Tor	2017	273	BJ Tolliver, Shr 1995
472	Anthony Calvillo	Mtl	2008		
466	Doug Flutie	BC	1991		
459	Kent Austin	Ssk	1992	255	Nathan Rourke, BC 2022
448	Mike Reilly	Edm	2016	194	Gerry Dattilio, Mtl 1982
447	Mike Reilly	Edm	2017	193	Russ Jackson, Ott 1969
437	Anthony Calvillo	Mtl	2005	189	Russ Jackson, Ott 1967

Most Pass Completions, Game	Date	Opp	At-Cm-Yds
45	Henry Burris	Ott	Oct 1/15 vs Mtl 53-45-504
44	Anthony Calvillo	Mtl	Oct 4/08 at Ham 53-44-472
41	Dieter Brock	Wpg	Oct 3/81 at Ott 47-41-449
41	Kent Austin	Ssk	Oct 31/93 at Tor 51-41-507
40	Kent Austin	Ssk	Aug 13/92 vs BC 62-40-558
40	Ricky Ray	Tor	Jul 24/17 vs Ott 55-40-367
39	Kent Austin	Ssk	Jul 8/92 vs Cgy 57-39-393
39	Khari Jones	Wpg	Sep 27/02 at BC 55-39-380
39	Ricky Ray	Tor	Oct 24/13 vs Wpg 45-39-505
39	Trevor Harris	Ott	Jul 08/16 vs Cgy 50-39-396
39	Nathan Rourke	BC	Jun 25/22 vs Tor 45-39-436
39	Nathan Rourke	Ott	Aug 13/22 at Cgy 52-39-488

#### Most Consecutive Pass Completions, Single Game

				From Start of Gm:
23	Jeremiah Masoli	Ham	Jul 23/16 at Edm	Jake Maier, CGY
22	Jason Maas	Edm	Oct 4/08 vs Wpg	16
20	Ricky Ray	Edm	Sep 20/09 at Ssk	Aug 29/21 at Wpg
19	Matt Nichols	Wpg	Jul 19/19 vs Ott	
18	Henry Burris	Ott	Aug 23/15 at Tor	
18	Joe Paopao	BC	Sep 22/79 vs Tor	
17	Mike Rae	Tor	Aug 27/75 at Mtl	

#### Highest Pass Completion Pct, Career (Min. 1,000 att)

70.7	Trevor Harris	Tor, Ott, Edm, Mtl	2012 to 2022
68.2	Ricky Ray	Edm, Tor	2002 to 2003, 2005 to 2018
67.5	Dave Dickenson	Cgy, BC	1997 to 2000, 2003 to 2008
67.1	Michael Reilly	BC, Edm	2011 to 2021
67.0	Drew Willy	Ssk, Wpg, Tor, Mtl	2012 to 2018
66.8	M.Bethel-Thompsn	Tor	2017 to 2022

### PASSING

Longest Pass Completion	Date	Opp	Pass Receiver
109	Sam Etcheverry	Mtl	Sep 22/56 vs Ham Hal Patterson
109	Jerry Keeling	Cgy	Sep 27/66 at Wpg Terry Evanshen
109	Damon Allen	BC	Aug 21/02 vs Mtl Albert Jackson
108	Tobin Rote	Tor	Sep 10/61 vs Ssk Jim Rountree
108	Joe Zuger	Ham	Sep 6/71 vs Tor Dave Fleming
108	Mike Reilly	Edm	Jul 28/17 vs BC Vidal Hazelton
107	Jim Van Pelt	Wpg	Oct 25/58 vs Cgy Ernie Pitts
107	Russ Jackson	Ott	Sep 19/64 at Mtl Ted Watkins
107	Kent Austin	Ssk	Sep 2/90 vs Wpg Jeff Fairholm
106	Joe Kapp	BC	Sep 24/62 vs Wpg Willie Fleming
106	Joe Kapp	BC	Sep 21/63 at Ham Willie Fleming
106	Mike Nott	BC	Sep 16/79 at Edm Leon Bright
106	Rick Worman	Ssk	Jul 18/91 at Cgy Willis Jacox
106	Doug Flutie	Cgy	Oct 30/94 vs Ham Demetrius Smith
105	7x - latest R.Ray	Edm	Jun 30/05 at Wpg Jason Tucker

#### Most Attempts without an Incompletion, Game

				Atts	Com
14	Jordan Case	Ott	Oct 5/80 vs Mtl	14	14
10	Andrew Buckley	Cgy	Jul 29/17 vs Ham	10	10

#### Highest Pass Completion Pct, Season (Min. 250 Atts)

				Atts	Com
78.7	Nathan Rourke	BC	2022	324	255
77.2	Ricky Ray	Tor	2013	303	234
74.5	Ricky Ray	Tor	2016	298	222
74.0	Dave Dickenson	BC	2005	342	253
73.3	Trevor Harris	Ott	2016	330	242
72.2	Dane Evans	Ham	2019	413	298
72.0	Anthony Calvillo	Mtl	2009	550	396
71.8	Trevor Harris	Edm	2019	538	382
71.5	Cody Fajardo	Ssk	2019	473	338
71.0	Trevor Harris	Tor	2015	538	382
71.0	Matt Nichols	Wpg	2017	579	411

#### Highest Completion Pct, Single Game

Min. 30 attempts:	Atts	Com	
91.9	Nathan Rourke	BC	Aug 06/22 vs Edm 37 34
90.3	Trevor Harris	Ott	Jul 13/16 at Tor 31 28
90.0	Jason Maas	Edm	Jul 30/04 vs Wpg 30 27
90.0	Henry Burris	Ham	Jul 21/12 vs Mtl 30 27
88.9	Henry Burris	Ott	Aug 23/15 at Tor 36 32
88.2	Mike Reilly	BC	Sep 28/19 vs Mtl 34 30
87.9	Danny Barrett	Cgy	Oct 27/91 at Edm 33 29
87.9	Bo Levi Mitchell	Cgy	Jul 26/13 at Wpg 33 29
Min. 20 attempts:			
95.0	Ricky Ray	Tor	Jul 19/13 at Wpg 20 19
92.0	Ricky Ray	Edm	Oct 31/08 vs Mtl 25 23
90.9	Casey Printers	BC	Aug 13/04 at Ham 22 20
90.9	Bo Levi Mitchell	Cgy	Jun 23/18 at Tor 22 20

#### Most TD Passes, Career

			Career
455	Anthony Calvillo	LV, Ham, Mtl	1994 to 2013
394	Damon Allen	Six teams	1985 to 2007
373	Henry Burris	Cgy, Ssk, Ham, Ott	1997 to 2016
333	Ron Lancaster	Ott, Ssk	1960 to 1978

#### Most TD Passes, Season

				First Year:	
48	Doug Flutie	Cgy	1994	38	Tobin Rote, Tor 1960
47	Doug Flutie	Tor	1997	35	David Archer, Sac 1993
46	Khari Jones	Wpg	2002		
44	Doug Flutie	Cgy	1993		
43	Anthony Calvillo	Mtl	2008	33	Russ Jackson, Ott 1969
43	Henry Burris	Ham	2012	25	Russ Jackson, Ott 1967
40	Peter Liske	Cgy	1967	25	Russ Jackson, Ott 1968
39	Henry Burris	Cgy	2008	25	Nathan Rourke, BC 2022
38	Tobin Rote	Tor	1960		
38	Doug Flutie	BC	1991	6	Ron Lancaster
38	Henry Burris	Cgy	2010	5	Sam Etcheverry
37	Anthony Calvillo	Mtl	2003	5	Doug Flutie
37	Zach Collaros	Wpg	2022	5	Anthony Calvillo

#### Most TD Passes, Game

	Date	Opp	Note:
8	Joe Zuger	Ham	Oct 15/62 vs Ssk Came in 1st career start
7	Jim Van Pelt	Wpg	Aug 29/59 at Ssk
7	Tobin Rote	Tor	Oct 1/60 vs Mtl
7	Tobin Rote	Tor	Oct 30/60 vs Mtl
7	Rickey Foggie	Tor	Sep 29/90 vs Ham
6	14x - Latest H.Burris,	Ott	Nov 7/15 vs Ham (most recent with 6 TDs)



## ALL-TIME CFL REGULAR SEASON INDIVIDUAL RECORDS TO 2022

### PASSING

#### Most Consecutive Games, TD Pass

			Span
34	Sam Etcheverry	Mtl	Sep 25/54 to Oct 27/56
26	Travis Lulay	BC	Aug 19/11 to Oct 12/12
23	Dieter Brock	Wpg	Aug 28/81 to Oct 17/82
23	Anthony Calvillo	Mtl	Jul 01/12 to Aug 08/13
22	Kent Austin	Ssk (14) / BC (8)	Oct 20/96 to Oct 26/97
21	Doug Flutie	Tor	Oct 20/96 to Oct 26/97
21	Anthony Calvillo	Mtl	Jun 26/08 to Jul 23/09
21	Bo Levi Mitchell	Cgy	Jul 13/15 to Aug 04/16
19	Tracy Ham	Edm	Oct 12/91 to Oct 24/92
18	Khari Jones	Wpg	Nov 02/01 to Oct 27/02
18	Zach Collaros	Ham	Jul 02/15 to Sep 24/16
18	Mike Reilly	Edm	Aug 20/16 to Aug 17/17
18	Matt Dunigan	Edm	Oct 02/92 to Oct 15/93

#### Most Interceptions Thrown, Career

			Career
396	Ron Lancaster	Ott, Ssk	1960 to 1978

#### Most Interceptions Thrown, Season

34	Tom Dublinski	Tor	1955	31	Damon Allen	Ott	1991
33	Carroll Williams	Mtl	1968	31	Don Jonas	Wpg	1971
33	Paul Brothers	BC	1969	31	Sonny Wade	Mtl	1970
32	Mike Kerrigan	Ham	1990	31	Bernie Faloney	Ham	1960

#### Most Interceptions Thrown, Game

			Opp
7	Bernie Faloney	Ham	Oct 13/58 at Tor
7	Al Dorow	BC	Oct 25/58 at Edm
7	Sonny Wade	Mtl	Sep 24/72 at Cgy
7	Matt Dunigan	Tor	Jul 20/90 at Wpg

#### Most Consec. Pass Attempts Without an Interception

323	Darian Durant	Ssk	Jul 26/14 to Aug 20/16
247	Ricky Ray	Tor	Oct 27/12 to Oct 14/13
236	Kevin Glenn	Wpg	Jul 13/07 to Sep 09/07
235	Dave Dickenson	Cgy	Jul 14/00 to Sep 22/00
228	Trevor Harris	Ott/Ed	Oct 13/18 to Jul 20/19
224	Mike Reilly	Edm	Oct 10/16 to Jul 28/17
213	Darian Durant	Ssk	Oct 27/12 to Sep 1/13
211	Ricky Ray	Tor	Oct 9/13 to Jul 18/14
209	Kerry Joseph	Sk-To	Sep 29/07 to Jul 10/08
202	Anthony Calvillo	Mtl	Aug 27/11 to Oct 10/11

#### Lowest Interception Pass %, Season (Min 300 Att)

			Atts	Ints	
0.7%	Ricky Ray	Tor	2013	303	2
1.1%	Anthony Calvillo	Mtl	2009	550	6
1.1%	Danny Barrett	Cgy	1991	438	5

#### Highest Pass Efficiency Rating, Career (Min. 1,000 Atts)

110.2	Dave Dickenson	BC, Cgy	1997-2008
102.8	Trevor Harris	Tor, Ott, Edm	2012 to 2021
98.3	Bo Levi Mitchell	Cgy	2012 to 2021
98.3	Ricky Ray	Edm, Tor	2002 to 2018

#### Highest Pass Efficiency Rating, Season

126.4	Ricky Ray	Tor	2013	116.2	Zach Collaros	Wpg	2022
123.6	Nathan Rourke	BC	2022	116.0	Trevor Harris	Ott	2016
118.8	Dave Dickenson	BC	2005	115.0	Casey Printers	BC	2004
118.2	Ken Ploen	Wpg	1962	114.1	D. Dickenson	Cgy	2000

#### Highest TD Pass %, Season (Min 300 Atts)

			Atts	TDs	
10.3	Jim Van Pelt	Wpg	1959	300	31
9.3	Jack Jacobs	Wpg	1951	355	33

### YARDS FROM SCRIMMAGE

#### Most Yards from Scrimmage, Career

			Career
20,255	Mike Pringle	Edm, Sac, Bal, Mtl	1992 to 2004
18,888	George Reed	Ssk	1963 to 1975
16,546	Geroy Simon	Wpg, BC, Ssk	1999 to 2013

#### Most Yards from Scrimmage, Season

			Rush	Recg	Per G	GP	
2,414	Mike Pringle	Bal	1,972	442	134.1	18	
2,414	Mike Pringle	Mtl	2,065	349	142.0	17	
2,207	Robert Mimbs	Wpg	1,769	438	122.6	18	
2,157	Jon Cornish	Cgy	2013 (Cdn)	1,813	344	126.9	17
2,140	Willard Reaves	Wpg	1984	1,733	407	133.8	16
2,127	Willie Burden	Wpg	1975	1,896	231	132.9	16
2,111	Mike Pringle	Mtl	2000	1,778	333	124.2	17
2,102	Charles Roberts	Wpg	2003	1,554	548	116.8	18

### YARDS FROM SCRIMMAGE

#### Most Yards from Scrimmage, Season

			Rush	Recg	Per G	GP	
2,098	Charles Roberts	Wpg	2005	1,624	474	116.6	18
2,088	Mike Pringle	Mtl	1997	1,775	313	116.0	18

#### Most Yards from Scrimmage per Game

			Rush	Recg	GP	
156.8	Hal Patterson	Mtl	1956	125	1,914	13
142.0	Mike Pringle	Mtl	1998	2,065	349	17

#### Most Yds from Scrimmage, Single Game

				Rush	Recg
338	Hal Patterson	Mtl	Sep 29/56 at Ham	0	338
319	Dick Smith	Mtl	Sep 28/69 vs Tor	145	174
319	Curtis Mayfield	LV	Sep 3/94 at Ott	0	319
308	Alfred Jackson	Wpg	Jul 14/94 vs Edm	0	308
299	Ed Buchanan	Ssk	Aug 28/64 at Edm	198	101
292	Alvin 'Skip' Walker	Ott	Oct 23/82 vs Cgy	203	89
287	Ron Stewart	Ott	Oct 10/60 at Mtl	287	0
275	Larry Thompson	Ham	Aug 25/95 at Wpg	0	275
275	Terry Vaughn	Edm	Aug 13/99 at Wpg	0	275
272	Arland Bruce III	Ham	Jul 31/10 at Ssk	0	272
270	Tyron Gray	BC	Sep 13/81 at Edm	0	270
266	Brian Kelly	Edm	Oct 15/83 vs Mtl	0	266
266	Alfred Jackson	BC	Jul 19/97 vs Wpg	0	266
263	Blaise Bryant	Wpg	Sep 17/94 at Ham	249	14
260	Chris DeFrance	Ssk	Aug 5/83 at Edm	0	260
260	Keyvan Jenkins	BC	Aug 1/85 at Tor	206	54

### COMBINED YARDS

#### Most Combined Yards, Career

			Career	Kick Ret	Rush	Recg
25,438	Michael Clemons	Tor	1989 to 2000	13,082	5,341	7,015
24,007	Henry Williams	Edm	1986 to 2000	20,257	106	3,644

#### Most Combined Yards, Season

				Rush	Recg	Punt	KOR	FGM
3,863	Chad Owens	Tor	2012	25	1,328	828	1,588	94
3,840	Michael Clemons	Tor	1997	315	1,085	1,070	1,117	253
3,761	Eric Blount	Wpg	1998	544	339	1,051	1,695	132
3,455	Corey Holmes	Ssk	2005	899	523	835	1,157	41
3,353	Jason Armstead	Ott	2005	44	1,307	699	1,082	221
3,345	Chad Owens	Tor	2011	14	722	754	1,750	105
3,300	Michael Clemons	Tor	1990	519	905	1,045	831	0
3,288	Chad Owens	Tor	2010	11	576	1,060	1,216	425
3,241	Albert Johnson III	Wpg	2000	16	778	664	1,506	277
3,228	Mike Pringle	Bal	1994	1,972	442	0	814	0
3,181	Chris Rainey	BC	2017	226	494	690	1,671	100

#### Most Combined Yards, Game

				Kick R	Rush	Recg
496	Diontae Spencer	Ott	Oct 27/17 vs Ham (PR: 169 yds, KOR: 165 yds, FGM R: 29 yds)	363	0	133
474	Albert Johnson III	Wpg	Jul 21/00 at Edm	321	0	153
441	Larry Taylor	Cgy	Jul 7/12 at Tor	428	0	13
402	Chad Owens	Tor	Sep 3/12 at Ham	226	0	176
401	Raghib Ismail	Tor	Jul 9/92 at Ott	277	73	51
400	Earl Winfield	Ham	Sep 5/88 vs Tor	268	0	132
382	Devonte Dedmon	Ott	Aug 2/19 at Mtl	382	0	0
381	Hal Patterson	Mtl	Sep 29/56 vs Ham	43	0	338

### FIELD GOALS

#### Most Field Goal Attempts, Career

			Career
1,203	Lui Passaglia	BC	1976 to 2000

#### Most Field Goal Attempts, Season

74	Paul Osbaldiston	Ham	1989	70	J. Medlock	Wpg	2017
73	Dave Cutler	Edm	1977	69	Dave Cutler	Edm	1975
72	Carlos Huerta	Bal	1995	69	M. McLoughlin	Cgy	1969

#### Most Field Goals Attempted, Game

9	Trevor Kennerd	Wpg	Oct 11/81 vs Tor	(Made 7-of-9)
9	Lui Passaglia	BC	Nov 5/83 vs Ott	(Made 6-of-9)
9	David Ridgway	Ssk	Jul 29/84 at Ott	(Made 8-of-9)
9	Jerry Kauric	BC	Nov 1/87 vs BC	(Made 5-of-9)
9	Paul Osbaldiston	Ham	Sep 22/96 at Ott	(Made 8-of-9)

#### Longest Field Goal Attempt \*

			Date	Opp	Site
71	Dave Cutler	Edm	Oct 16/77	at Ssk	Taylor Field
70	J.T. Hay	Cgy	Sep 7/80	at Wpg	Winnipeg Stadium
68	Carlos Huerta	LV	Oct 23/94	at Ssk	Taylor Field
67	Troy Westwood	Wpg	Sep 7/97	vs Tor	Winnipeg Stadium
66	Sean Fleming	Edm	Jul 13/02	vs Tor	Commonwealth Stad

(Excludes "onside" kicks as above i.e. Legitimate attempts only)

## ALL-TIME CFL REGULAR SEASON INDIVIDUAL RECORDS TO 2022

### FIELD GOALS

#### Longest FG Made (measured from the point of the kick to the goal line)

Yds	Player	Tm	Date	Opp	Site
62*	Paul McCallum	Ssk	Oct 27/01	Edm	Taylor Field

**Note:** This record is under review as video evidence provided by the team indicates that the actual distance is closer to 63 yards.

Yds	Player	Tm	Date	Opp	Site
60	David Ridgway	Ssk	Sep 6/87	Wpg	Taylor Field
59	Dave Cutler	Edm	Oct 28/70	Ssk	Taylor Field
59	Paul Watson	Ssk	Jul 12/81	Wpg	Taylor Field
58	Bill Mitchell	Edm	Aug 17/64	Cgy	McMahon Stadium
58	Dave Cutler	Edm	Sep 24/73	Ham	Ivor Wynne Stadium
58	Bernie Ruoff	Wpg	Aug 12/75	Cgy	McMahon Stadium
58	Mark McLoughlin	Cgy	Oct 9/88	Ssk	Taylor Field
58	Sean Fleming	Edm	Jul 31/93	Sac	Hornet Field
58	Paul McCallum	Ssk	Oct 24/99	Ham	Taylor Field
58	Justin Medlock	Wpg	Jun 24/16	Mtl	Investors Group Field
58	Brett Maher	Ham	Oct 1/16	Cgy	Tim Hortons Field
58	Seth Small	Ham	Aug 26/22	Tor	BMO Field
57	Zenon Andrusyshyn	Tor	Sep 14/80	Ssk	Taylor Field
57	Bob Macoritti	Ssk	Oct 19/80	Edm	Taylor Field
57	Bernie Ruoff	Ham	Jul 20/84	Cgy	McMahon Stadium
57	J.T. Hay	Cgy	Sep 14/84	Ott	McMahon Stadium
57	Paul Osbaldiston	Ham	Nov 4/90	Wpg	Winnipeg Stadium
57	Troy Westwood	Wpg	Sep 23/94	BC	Winnipeg Stadium
57	Troy Westwood	Wpg	Jul 29/96	Cgy	Winnipeg Stadium
57	Paul Osbaldiston	Ham	Oct 13/97	Cgy	McMahon Stadium
57	Paul McCallum	Ssk	Sep 28/03	Tor	Taylor Field
57	Noel Prefontaine	Edm	Sep 10/10	Cgy	Commonwealth Stadium
57	Justin Medlock	Ham	Sep 11/11	Mtl	Molson Stadium
57	Justin Medlock	Ham	Oct 2/15	Cgy	Tim Horton's Field
57	Brett Lauther	Ssk	Jun 20/19	Ott	TD Place
57	Brett Lauther	Ssk	Jul 2/22	Mtl	Mosaic Stadium

#### Most Field Goals Made, Career

Yds	Player	Tm	Career
875	Lui Passaglia	BC	1976 to 2000
722	Paul McCallum	BC, Ott, Ssk	1993 to 2016

#### Most Field Goals Made, Season

Yds	Player	Tm	Date	Opp	Att	First Year Player
60	Justin Medlock	Wpg	2016		68	51 Lewis Ward 2018
59	David Ridgway	Ssk	1990		72	43 D. Igwebuike 1994
57	Carlos Huerta	Bal	1995		72	40 S.DeAngelis 2005
56	Roman Anderson	SA	1995		65	
56	Sandro DeAngelis	Cgy	2006		65	
56	Justin Medlock	Wpg	2017		70	
56	Rene Paredes	Cgy	2016		64	
55	3x: Last D.Duval	Mtl	2009			

Most Field Goals Made, Game	Date	Opp	At/Md	LG	Yds
8 David Ridgway	Ssk Jul 29/84	at Ott	9/8	50	275
(FGs: 41, 30, 21, 27, 20, 40, 50 & 46 yards)					
8 David Ridgway	Ssk Jul 23/88	vs Edm	8/8	42	267
(FGs: 37, 16, 37, 35, 25, 36, 39 & 42 yards)					
8 Mark McLoughlin	Cgy Aug 5/96	vs Ssk	8/8	52	286
(FGs: 35, 52, 24, 47, 39, 15, 42 & 32 yards)					
8 Paul Osbaldiston	Ham Sep 22/96	at Ott	9/8	48	257
(FGs: 32, 35, 32, 41, 48, 14, 23 & 32 yards)					

#### Revised Statistical Treatment - "Onside" Field Goal Attempts:

In 2017, CFL coaches requested that placement kicks (i.e. FG attempts) made purely for field position or as "onside kicks" be treated as other than FG misses. The request was made so that FG kickers were not unfairly penalized for what is a Coach's Decision and not a legitimate attempt to make a successful field goal. The CFL Rulebook has been changed to reflect this statistical treatment. For historical consistency, CFL Stats has identified and re-classified 19 of these kicks back to 1994 with most being made as an option to a punt. Reclassified kicks:

Player	Team	No	Date	Kicks from (yards)
Sean Fleming	EDM	1	Oct 14/06	44
Noel Prefontaine	TOR	2	Sep 09/00	75, 61
Noel Prefontaine	TOR	5	Oct 29/99	80, 104, 82, 75, 71
Paul McCallum	SSK	5	Sep 28/97	56, 79, 63, 76, 84
Lui Passaglia	BC	1	Oct 19/96	79
Paul Osbaldiston	HAM	2	Oct 15/95	85, 90
Mark McLoughlin	CGY	2	Sep 16/94	74, 77

#### Most Field Goals Made of 50+ yards, Season

8	J.T. Hay	Cgy	1986	7	Lirim Hajrullahu, Ham	2018
8	Carlos Huerta	Bal	1994			

### FIELD GOALS

#### Most Field Goals Made of 50+ yards, Game

3	Justin Medlock	Tor	Aug 14/09	vs BC	(51, 51 & 52 yds)
2	<b>First player with multiple 50+ yard FGs in one game:</b>				
	Gerry Organ	Ott	Aug 13/74	vs Tor	(53 & 50 yds)

Most Consecutive FGs Made	FG Made Streak	<40	40+	Miss*		
69	Lewis Ward	Ott	Jun 28/18 to Aug 9/19	47	22	31 yd
39	Rene Paredes	Cgy	Sep 23/12 to Aug 23/13	32	7	22 yd
32	Rene Paredes	Cgy	Jul 8/16 to Sep 10/16	21	11	47 yd
30	Paul McCallum	BC	Jul 16/11 to Oct 8/11	22	8	45 yd
30	Rene Paredes	Cgy	Oct 9/21 to Jul 7/22	21	9	38 yd
28	David Ridgway	Ssk	Jul 24/93 to Sep 19/93	23	5	38 yd
28	Chris Milo	Ssk	Jun 29/13 to Sep 14/13	24	4	21 yd
28	Justin Medlock	Wpg	Sep 30/16 to Jul 13/17	22	6	50 yd
25	Sean Whyte	Edm	Sep 18/16 to Jul 14/17	19	6	47 yd
25	Sean Whyte	Edm	Aug 9/19 to Oct 26/19	16	9	46 yd
24	Paul McCallum	BC	Oct 9/09 to Jul 30/10	15	9	45 yd
24	Sean Whyte	Mtl	Jun 30/11 to Sep 5/11	15	9	33 yd
24	Luca Congi	Ham	Aug 16/12 to Oct 12/12	16	8	51 yd
23	Dean Dorsey	Ott	Nov 1/86 to Aug 9/87	17	6	36 yd
23	Paul McCallum	BC	Jul 12/14 to Sep 13/14	17	6	45 yd
22	Sean Fleming	Edm	Sep 7/01 to Oct 19/01	15	7	42 yd
22	Rene Paredes	Cgy	Aug 15/15 to Oct 2/15	15	7	52 yd
22	Justin Medlock	Wpg	Jul 14/16 to Sep 4/16	14	8	44 yd

**Note:** Miss\* = length of attempt that ended player's streak; Reg season only

#### Highest Field Goal Pct, Career (Min. 150 Atts)

Player	Tm	Years	FGA	FG	
88.7	Lewis Ward	Ott	2018 to 2022	195	173
87.6	Rene Paredes	Cgy	2011 to 2022	564	494
87.1	Sean Whyte	BC, Mtl, Edm	2009 to 2022	480	418
86.5	Justin Medlock	Four teams	2009-11,14-19	436	377
<b>Min. 500 Atts:</b>					
87.6	Rene Paredes	Cgy	2011 to 2022	564	494
80.4	Paul McCallum	BC, Ott, Ssk	1993 to 2016	898	722

#### Highest Field Goal Pct, Season (Min 25 Att)

Player	Tm	Year	FGA	FG	LG	
98.1	Lewis Ward	Ott	2018	52	51	52
94.7	Rene Paredes	Cgy	2013	57	54	53
94.3	Paul McCallum	BC	2011	53	50	53
93.8	Sean Whyte	Edm	2016	48	45	52
93.0	Rene Paredes	Cgy	2012	43	40	46
92.3	Sean Whyte	Edm	2015	26	24	53
92.3	Sean Whyte	BC	2022	39	36	50
91.7	Rene Paredes	Cgy	2021	48	44	52
91.1	Rene Paredes	Cgy	2018	45	41	52
91.1	Sergio Castillo	BC	2019	45	41	52
90.9	Lui Passaglia	BC	2000	44	40	49
90.7	Seth Small	Ham	2022	43	39	58
90.6	David Ridgway	Ssk	1993	53	48	50
90.5	Paul McCallum	BC	2014	42	38	49

### PUNTING

#### Most Punts, Career

Player	Tm	Career
3,142	Lui Passaglia	BC 1976 to 2000
3,129	Bob Cameron	Wpg 1980 to 2002
2,142	Paul Osbaldiston	BC, Wpg, Ham 1986 to 2003
2,062	Hank Ilesic	Edm, Tor, BC, Ham 1977 to 2001

#### Most Punts, Season

188	Bob Cameron	Wpg	1988	168	Tom Dixon	Ott	1987
175	Bob Cameron	Wpg	1989	166	Paul Osbaldiston	Ham	1994
168	Ken Clark	Ott	1987	166	Bob Cameron	Wpg	1995

Most Punts, Game	Date	Opp
18	Martin Fabi	Ssk Sep 14/63 at Cgy
17	Larry Isbell	Ssk Sep 12/55 at Wpg
16	Many times (Last: Noel Prefontaine, Tor	Jul 4/03)

#### Most Punting Yards, Season

8,214	Bob Cameron	Wpg	1988	7,307	Ken Clark	Ott	1986
8,004	Hank Ilesic	Tor	1986	7,302	Bernie Ruoff	Ham	1972
7,425	Bob Cameron	Wpg	1989	7,222	Cam Fraser	Ham	1957

Most Punting Yards, Game	Date	Opp
814	Martin Fabi	Ssk Sep 14/63 at Cgy
785	Cam Fraser	Ham Sep 14/58 vs Ott
766	Cam Fraser	Ham Nov 5/55 at Mtl
744	Noel Prefontaine	Tor Jul 3/04 vs Mtl

# ALL-TIME CFL REGULAR SEASON INDIVIDUAL RECORDS TO 2022

## PUNTING

Highest Punting Avg., Career (Min 200 punts)			Career		
48.3	Ty Long	BC	2017 to 2018		
47.7	Richie Leone	BC, Ott	2015 to 2022		
46.9	Swayze Waters	Tor, BC, Edm	2012 to 2017		

Highest Punting Avg., Season (Min 90 atts)			No	Yds	LG	S	
50.6	Jon Ryan	Wpg	2005	118	5,967	80	12
50.2	Lui Passaglia	BC	1983	117	5,868	93	6
49.5	Richie Leone	BC	2015	119	5,893	83	9
49.3	Richie Leone	BC	2016	97	4,778	78	13
48.8	Ty Long	BC	2018	120	5,853	75	8
48.5	Joe Zuger	Ham	1971	141	6,840	76	9
48.5	Hank Ilesic	Tor	1986	165	8,004	88	22
48.4	Joe Zuger	Ham	1968	129	6,249	85	7
48.2	Tony Martino	Cgy	1998	113	5,451	81	9
48.2	Joe Zuger	Ham	1969	97	4,676	73	6
48.2	Richie Leone	Ott	2022	82	3,951	77	3
48.2	John Haggerty	Tor	2022	107	5,155	83	5

Highest Punting Average, Game (Min. 4 punts)			No	Yds		
64.7	Nick Setta	Ham	Jul 17/08	at Cgy	7	453
64.3	Cody Grace	Cgy	Aug 25/22	at Wpg	4	274
63.5	Paul Osbaldiston	Ham	Jul 5/02	at Wpg	4	254
62.4	Richie Leone	BC	Aug 13/16	vs Ham	7	437
62.0	Ken Clark	Ssk	Aug 14/83	vs Cgy	6	372
60.0	Paul McCallum	Ssk	Sep 28/02	vs Ott	4	240

Highest NET Punting Avg., Season (Min 75)			Yds	No	Net	Rets	S	
41.5	Cody Grace	Cgy	2021	3,557	78	3,240	317	0
40.7	Richie Leone	Ott	2021	4,912	106	4,315	597	0
40.7	Josh Miller	Bal	1995	5,629	118	4,803	651	5
40.3	Damon Duval	Mtl	2006	4,999	110	4,436	458	3
39.6	Cody Grace	Cgy	2022	3,951	82	3,251	580	3

Most Punt Singles, Career			Career		
137	Hank Ilesic	Edm, Tor, BC, Ham	1977 to 2001		
130	Bob Cameron	Wpg	1980 to 2002		
113	Lui Passaglia	BC	1976 to 2000		

Most Punt Singles, Season			Yds	No	Net	Rets	S
22	Hank Ilesic	Tor	1986	19	Butch Avinger	Tor	1952
20	Glenn Dobbs	Ssk	1951	19	Larry Isbell	Ssk	1956

Longest Punt	Date	Opp		
108	Zenon Adrusyshyn	Tor	Sep 14/77	at Cgy
108	Chris Milo	Ssk	Oct 29/11	vs Ham
102	Dave Mann	Tor	Sep 14/66	vs Ott
101	Dean Dorsey	Tor	Oct 11/82	at Wpg
101	Ken Clark	Ssk	Sep 4/83	vs Wpg
97	Lui Passaglia	BC	Oct 25/87	at Cgy
97	Paul Osbaldiston	Ham	Jul 5/02	vs Wpg
97	Nick Setta	Ham	Oct 21/07	at Ssk
97	Nick Setta	Ham	Jul 17/08	at Cgy
96	Bernie Ruoff	Ham	Sep 25/83	at Ott
95	Charlie Shepard	Wpg	Sep 12/60	vs Ssk
95	Cyrrill McFall	Cgy	Nov 5/78	vs Wpg
95	Bob Cameron	Wpg	Sep 1/85	at Ssk
94	Ken Clark	Ham	Nov 7/76	vs Tor
94	Terry Baker	Ssk	Sep 6/87	vs Wpg
93	Lui Passaglia	BC	Oct 30/83	at Ssk
93	Sean Whyte	Mtl	Jun 28/14	at Cgy

## KICKOFFS

Most Kickoffs, Career			Career		
1,370	Mark McLoughlin	Cgy, BC	1988 to 2005		
1,291	Troy Westwood	Wpg	1991 to 2009		
1,253	Paul Osbaldiston	BC, Wpg, Ham	1986 to 2003		

Most Kickoffs, Season			
130	Damon Duval	Mtl	2009
113	Mike Vanderjagt	Tor	1997
112	Mark McLoughlin	Cgy	1990
111	Mark McLoughlin	Cgy	1991

Most Kickoffs, Single Game			Yds		
12	Lance Chomyc	Tor	Sep 1/90	vs BC	675
12	Hank Ilesic	Tor	Jul 16/92	vs BC	749
11	9x - last R.Leone	BC	Oct 3/15	vs Ssk	680

## KICKOFFS

Longest Kickoff			Year	Opp
100	Paul Osbaldiston	Ham	Jul 26/91	at Ssk
100	Paul McCallum	BC	Sep 2/94	at Sac
100	Sergio Castillo	Edm	Jul 1/22	at Ham
100	Boris Bede	Tor	Aug 6/22	vs Ham
100	Boris Bede	Tor	Aug 26/22	vs Ham

Most Kickoff Yards, Career			Career		
80,124	Mark McLoughlin	Cgy, BC	1988 to 2005		
74,093	Troy Westwood	Wpg	1991 to 2009		

Most Kickoff Yards, Season							
8,279	Damon Duval	Mtl	2009	6,510	Rob Maver	Cgy	2010
6,650	Mike Vanderjagt	Tor	1997	6,502	M.McLoughlin	Cgy	1994
6,615	Sandro DeAngelis	Cgy	2009	6,476	M.McLoughlin	Cgy	1990

Most Kickoff Yards, Single Game			Atts		
749	Hank Ilesic	Tor	Jul 16/92	vs BC	12
732	Jamie Boreham	Ssk	Sep 13/09	at Wpg	11
727	Damon Duval	Mtl	Nov 7/09	at Tor	11

Highest Kickoff Avg., Career (Min. 150 att)			Career	No	
69.0	Boris Bede	Mtl, Tor	2015 to 2022		398
65.6	Swayze Waters	Tor	2012 to 2017		174
64.4	Ricky Schmitt	Ssk, BC	2012 to 2014		152

Highest Kickoff Average, Season (Min. 45 atts)							
73.0	Boris Bede	Mtl	2018	67.9	Jamie Boreham	Tor	2010
69.5	Boris Bede	Mtl	2019	67.4	Swayze Waters	Tor	2012
69.0	Boris Bede	Mtl	2017	67.4	Boris Bede	Tor	2021
68.7	Boris Bede	Tor	2022	67.2	Justin Medlock	Wpg	2019

Most Kickoff Singles, Season							
9	Hank Ilesic	Tor	1983	7	David Ridgway	Ssk	1985
7	Hank Ilesic	Tor	1984	6	Justin Medlock	Wpg	2017
6	David Ridgway	Ssk	1982				

Most Kickoff Singles, Game			Atts		
3	David Ridgway	Ssk	Jul 30/82	vs Tor	4
3	David Ridgway	Ssk	Jul 7/85	vs Ott	7
3	Trevor Kennerd	Wpg	Oct 11/85	at BC	5
3	Sean Fleming	Edm	Oct 19/97	vs BC	4

## PUNT RETURNS

Most Punt Returns, Career			Career		
1,003	Henry Williams	Edm	1986 to 2000		
659	Paul Bennett	Tor, Wpg, Ham	1977 to 1987		

Most Punt Returns, Season							
123	Jim Sillye	Cgy	1970	111	Darnell Clash	BC	1985
118	Anthony Hunter	Edm	1989	111	Mike Clemons	Tor	1997
112	Rudy Linterman	Cgy	1968	106	Mike Nelms	Ott	1979

Most Punt Returns, Game			Date	Opp
14	Rudy Linterman	Cgy	Oct 15/68	at Edm
14	Will Lewis	Ott	Aug 29/87	vs Ham

Longest Punt Return *				
113	Sam Rogers	Ham	Jul 24/95	vs Mem
109	Herb Johnson	Ssk	Aug 31/53	vs Edm
109	Pernell Moore	Tor	Jul 20/88	vs Ott
109	Bashir Levingston	Tor	Aug 24/05	vs Cgy
108	Ernie White	Ott	Aug 16/60	vs Ham
108	Leon Bright	BC	Oct 30/77	at Ssk
108	Tony Hunter	BC	Sep 30/90	at Ssk
108	Willis Jacox	Ssk	Aug 9/91	vs Tor
108	Jimmy Cunningham	Tor	Sep 30/95	at Cgy
107	Fran McDermott	Ssk	Oct 11/82	at Ham
105	4x: last A.Lockett	BC	Sep 24/04	at Cgy

**Note:**  
Larry Highbaugh's 116-yard return in 1975 came on a FG Miss return.

**Note:**  
Excludes returns of missed FG attempts

Most Punt Return Yards, Career			Career	No	Avg	TD	
11,227	Henry Williams	Edm	1986 to 2000		1,003	11.2	26

Most Punt Return Yards, Season							
1,440	Henry Williams	Edm	1991	1,181	Tony Hunter	Edm	1989
1,236	Chris Wright	Bal	1995	1,162	Stefan Logan	Mtl	2016
1,200	Roy Finch	Cgy	2017	1,157	Henry William	Edm	1993

## ALL-TIME CFL REGULAR SEASON INDIVIDUAL RECORDS TO 2022

### PUNT RETURNS

Most Punt Return Yards, Game	Date	Opp
232 Henry Williams	Edm Jul 17/91	vs Ott
224 Keith Stokes	Mtl Aug 2/02	vs Edm
222 Janarion Grant	Wpg Aug 8/19	vs Cgy
221 Henry Williams	Edm Jun 27/87	vs Cgy
208 Moody Jackson	Ott Aug 11/76	at Tor
208 Henry Williams	Edm Nov 7/93	vs Cgy

Highest Punt Ret Avg., Career (Min. 100)	Career	Yards	Rets
14.9 Roy Finch	Cgy 2014-2017	2,247	151
14.8 Leon Bright	BC 1977-1980	2,026	137
13.7 Johnny Rodgers	Mtl 1975-1976	1,843	135
12.9 Janarion Grant	Wpg 2019-2022	1,783	138

Highest Punt Return Avg., Season (Min. 25 atts)	Yards	Rets
16.81 Leon Bright	BC 1980	790 47
16.79 Larry Highbaugh	Edm 1975	705 42
16.4 Roy Finch	Cgy 2017	1,200 73
16.1 Mariet Ford	Ott 1983	483 30
15.4 DeVonte Dedmon	Ott 2021	737 48
15.2 Johnny Rodgers	Mtl 1975	912 60
15.2 Corey Holmes	Ssk 2005	835 55
14.9 Pee Wee Smith	Cgy 1991	713 48

Most Punt Return Touchdowns, Career	Career
26 Henry Williams	Edm 1986-2000

Most Punt Return TDs, Season	Year
5 Henry Williams	Edm 1991
5 Chris Williams	Ham 2012

4 5x: last B.Banks, Ham 2015

Most Punt Return TDs, Game	Date	Opp
2 Ron Howell	Ham Sep 20/59	at Tor
2 Henry Williams	Edm Jun 27/87	vs Cgy
2 Henry Williams	Edm Sep 6/91	vs Cgy
2 Earl Winfield	Ham Sep 17/93	vs Edm
2 Henry Williams	Edm Nov 7/93	vs Cgy
2 Curtis Mayfield	Ssk Sep 5/99	vs Wpg
2 Keith Stokes	Mtl Aug 2/02	vs Edm

### KICKOFF RETURNS

Most Kickoff Returns, Career	Career
335 Henry Williams	Edm 1986 to 2000
309 Chris Rainey	Mtl, BC, Tor 2014 to 2021
303 Stefan Logan	BC, Mtl, Ott 2008, 2013 to 2019

Most Kickoff Returns, Season	Year
76 Stefan Logan	Mtl 2017
74 Ian Smart	BC 1991
72 Chris Rainey	BC 2017

71 Chad Owens Tor 2012  
69 Chad Owens Tor 2011  
66 D.Washington Wpg 2012

Most Kickoff Returns, Game	Date	Opp
9 Anthony Cherry	BC Aug 4/89	at Ham
9 Lee Hull	Wpg Aug 28/90	vs Cgy
9 Lorenzo Graham	BC Sep 1/90	at Tor
9 Freeman Baysinger	BC Jul 23/94	vs Ham
9 Albert Johnson III	Wpg Aug 16/00	at Cgy
9 Ian Smart	BC Aug 22/08	vs Cgy
9 Ian Smart	BC Jul 24/09	vs Cgy
9 Jovon Johnson	Wpg Sep 13/09	vs Ssk
9 Larry Taylor	Mtl Oct 24/09	at Wpg
9 Brandon West	Ssk Sep 24/11	vs BC

Most Kickoff Return Yards, Career	Career
7,354 Henry Williams	Edm 1986 to 2000
7,185 Chris Rainey	Mtl, BC, Tor 2014 to 2021

Most Kickoff Return Yards, Season	No	Avg	TD
1,805 Ian Smart	BC 2008	74 24.4	1
1,750 Chad Owens	Tor 2011	69 25.4	1
1,695 Eric Blount	Wpg 1998	64 26.5	2
1,671 Chris Rainey	BC 2017	72 23.2	0
1,651 Stefan Logan	Mtl 2017	76 21.7	0
1,588 Chad Owens	Tor 2012	71 22.4	0
1,526 Terry Williams	BC-O 2022	61 25.0	0
1,506 Albert Johnson III	Wpg 2000	61 24.7	1
1,501 Antonio Warren	Cgy 2001	58 25.9	0
1,461 J.R. Ruffin	Cgy 2006	63 23.2	1

### KICKOFF RETURNS

Most Kickoff Return Yards, Game	Date	Opp
257 Anthony Cherry	BC Aug 4/89	at Ham
245 Chad Owens	Tor Sep 2/11	vs BC
239 Joe Hollimon	Edm Sep 6/76	vs Cgy
231 Brandon West	Ssk Sep 24/11	vs BC
228 Hal Patterson	Mtl Nov 03/56	vs Tor
228 Stephen Jones	Edm Aug 1/86	at Tor
219 Pete Thodos	Cgy Oct 4/52	vs Wpg

Longest Kickoff Return	Date	Opp
120 Mack Herron	Wpg Aug 30/72	vs Edm
118 Larry Highbaugh	Edm Oct 17/76	at Wpg
115 Bobby Thompson	Ssk Oct 24/71	vs BC
113 Sammy Greene	BC Jul 30/83	at Ham
112 Dave West	Cgy Sep 13/52	at Ssk
111 DeVonte Dedmon	Ott Aug 2/19	at Mtl
110 Harvey Wylie	Cgy Aug 29/60	vs Ssk
110 Monroe Eley	BC Jul 25/74	vs Cgy
110 Don Burrell	Wpg Oct 17/81	at BC
110 Ryan Christian	Tor Aug 14/10	at Mtl
110 Will Likely	Ham Jul 13/19	vs Cgy
109 Paul Williams	Wpg Sep 28/74	vs Edm
109 Larry Highbaugh	Edm Oct 26/75	vs Wpg
109 Terry Greer	Tor Jul 25/81	at Ham
108 Keith Stokes	Wpg Sep 18/04	vs Tor
108 Noel Devine	Tor Jul 20/13	at Cgy (longest non-TD ret)
108 Brandon Rutley	BC Jun 15/19	vs Wpg
108 Frankie Williams	Ham Aug 10/19	vs BC

Highest Kickoff Ret Avg., Career (Min. 50)	Career	Atts	Yds	TD
35.2 Larry Highbaugh	BC, Edm 1971-1983	141	4,966	3
30.2 Mack Herron	Wpg 1971-1972	52	1,571	1
29.3 Vic Washington	Ott, BC 1968-1970	64	1,874	2
29.1 Leo Lewis	Wpg 1955-1966	187	5,443	1
28.4 Harvey Wylie	Cgy 1956-1964	151	4,293	5
28.1 Leon Bright	BC 1977-1980	88	2,476	1

Highest Kickoff Return Avg., Season (Min. 20 atts)	Atts	Yds	TD	
40.1 Larry Highbaugh	Edm 1976	21	843	1
39.7 Larry Highbaugh	Edm 1973	22	873	1
33.8 Raymonn Adams	Cgy 2002	23	777	0
33.7 Larry Highbaugh	Edm 1975	23	775	1
33.5 Harvey Wylie	Cgy 1960	20	670	1
32.8 Leo Lewis	Wpg 1957	26	854	0
32.8 Vic Washington	Ott 1968	26	853	0
32.5 Larry Key	BC 1978	20	649	0

Most Kickoff Return Touchdowns, Career	Career
5 Harvey Wylie	Cgy 1956-1964
3 4 players:	Hal Patterson, Larry Highbaugh, Henry Williams, Bashir Levingstor

Most Kickoff Return TDs, Season	Note: Single game record is 1 TD
2 Billy Vessels	Edm 1953
2 James Bullock	LV 1994
2 Eric Blount	Wpg 1998
2 Demetris Bendross	Ssk 2000
2 Bashir Levingston	Tor 2003
2 C.Worthy	Mtl 2022

Most Kickoff Return TDs, Consec. Games	Dates
2 Billy Vessels	Edm 1953
2 Chandler Worthy	Mtl 2022

Dates: Aug 31/53 to Sep 5/53  
Dates: Jun 23/22 to Jul 2/22

### MISSED FIELD GOAL RETURNS

Most FG Miss Returns, Career	Career
59 Henry Williams	Edm 1986 to 2000
35 Keith Stokes	Wpg, Mtl, Edm 2002 to 2006

Most FG Miss Returns, Season	Year
11 Joe Fuller	Mtl 1987
11 Rashid Gayle	Tor 1999

Most FG Miss Return Yards, Season	Year
506 Keith Stokes	Mtl 2003
425 Chad Owens	Tor 2010

Most FG Miss Return Yards, Game	Date	Opp
189 Tristan Jackson	Ssk Jul 14/12	vs BC (129, 60)
176 Keith Stokes	Mtl Aug 16/03	at Ham (115, 61)
155 Marcus Thigpen	Ham Jul 2/10	at Wpg (118, 37)
155 Terry Williams	BC Oct 15/22	vs Wpg (90,24, 41)



## ALL-TIME CFL REGULAR SEASON INDIVIDUAL RECORDS TO 2022

### MISSED FIELD GOAL RETURNS

#### Most FG Miss Return TDs, Career

			Career
5	Brandon Banks	Ham	2013 to 2019
4	Bashir Levingston	Tor	2002 to 2007

#### Most FG Miss Return TDs, Season

2	Keith Stokes	Mtl	2003	2	Chad Owens	Tor	2010
2	Ezra Landry	Mtl	2004	2	Marcus Thigpen	Ham	2010
2	Bashir Levingston	Tor	2004	2	Brandon Banks	Ham	2016
2	Tim Maypray	Mtl	2010	2	Brandon Banks	Ham	2019

#### Longest Unsuccessful FG Return

	Date	Opp
131 B.Carter/D.Mann *	Tor Aug 22/58	vs Mtl * Boyd Carter (15) lateral to Dave Mann (116, TD)
130 Ken Hinton	BC Sep 24/77	vs Ed
129 Bashir Levingston	Tor Jun 28/07	vs BC
129 Dominique Dorsey	Tor Aug 2/07	at BC
129 Tristan Jackson	Ssk Jul 14/12	vs BC
129 Trent Guy	Mtl Sep 23/12	vs Tor
128 Ron Hopkins	Cgy Sep 14/90	vs Wpg
127 Corey Grant	Ham Jul 23/99	vs Tor
126 Wane McGarrity	Cgy Sep 1/03	vs Edm

### TOTAL KICK RETURNS

#### Most Total Kick Return Yards, Career

	Punt	K/O	FGM
20,227 Henry Williams	Edm 1986 to 2000	11227	7354 1646
13,082 Michael Clemons	Tor 1989 to 2000	6025	6349 708

#### Most Total Kick Return Yards, Season

	Punt	FGM	K/O
2,878 Eric Blount	Wpg 1998	1,051	132 1,695
2,701 Chad Owens	Tor 2010	1,060	425 1,216
2,633 Ian Smart	BC 2008	782	46 1,805
2,609 Chad Owens	Tor 2011	754	105 1,750
2,513 Stefan Logan	Mtl 2016	1,162	1,220 131
2,510 Chad Owens	Tor 2012	828	1,588 94
2,414 Terry Williams	BC-O 2022	642	1,526 246

#### Most Total Kick Return Yards, Game

	Opp
428 Larry Taylor	Cgy Jul 7/12 at Tor
382 Devonte Dedmon	Ott Aug 2/19 at Mtl
363 Dontae Spencer	Ott Oct 27/17 vs Ham
345 Bashir Levingston	Tor Aug 24/05 vs Tor
341 Terry Williams	BC Oct 15/22 vs Wpg
340 Marcus Thigpen	Ham Jul 2/10 at Wpg
333 Chris Rainey	BC Sep 18/15 at Cgy

#### Most Total Kick Return TDs, Season

6	Chris Williams	Ham	2012	5	B.Levingston	Tor	2003
5	Henry Williams	Edm	1987	5	B.Levingston	Tor	2004
5	Henry Williams	Edm	1991	5	Keith Stokes	Wpg	2004

#### Most Total Kick Return TDs, Game

2	<b>18 times - Most Recent:</b>
	Chris Rainey BC Sep 18/15 at Cgy Punt: 103; Kickoff: 103
	Chris Williams Ham Jul 14/12 vs Tor Punt: 93; FG Miss: 118
	Marcus Thigpen Ham Jul 2/10 vs Wpg K/O: 89; FG Miss: 119

### INTERCEPTIONS

#### Most Interceptions Made, Career

	Career	Ret Yd	TD		
87	Less Browne	Ham, Wp, Ott, BC	1984 to 1994	1,508	4

#### Most Interceptions Made, Season

	First Year Player:
15	Al Brenner Ham 1972 Darryl Hall Edm 11 1984
14	Less Browne Wpg 1990 Bill MacFarlane Tor 10 1954
13	Roy Bennett Wpg 1987 Vern Roberson Cgy 10 1975
12	Larry Crawford BC 1983 Harry Skipper Mtl 10 1983
12	Gerald Bess Ham 1984
12	Paul Bennett Ham 1985
12	Less Browne Ham 1985
12	Terry Irvin Mtl 1986
12	Rod Hill Wpg 1989
12	Rod Hill Wpg 1990
12	Ryan Phillips BC 2007
11	Don Sutherland Ham 1961
11	John Wydareny Edm 1969
11	John Wydareny Edm 1970
11	Darryl Hall Edm 1984
11	Terry Irvin Ssk 1984
11	Less Browne Ott 1992
11	Less Browne BC 1994

#### Years with 10+ Interceptions:

5	Less Browne
2	Don Sutherland
2	Terry Irvin
2	Rod Hill
2	John Wydareny

### INTERCEPTIONS

#### Most Interceptions Made, Game

5	Rod Hill	Wpg	Sep 9/90	vs Ham
4	Don Sutherland	Ham	Sep 11/61	vs Edm
4	Art Johnson	Tor	Oct 7/61	at Mtl
4	Peter Ribbins	Wpg	Aug 17/72	at BC
4	Al Brenner	Ham	Nov 5/72	vs Tor
4	Chris Sigler	Mtl	Jun 27/86	at Ott
4	Less Browne	Ham	Aug 21/86	at Mtl
4	Terry Irvin	Mtl	Nov 2/86	at Tor

#### Gms with 2+ Ints:

Less Browne	15
Barron Miles	15
Terry Irvin	12
Garney Henle	10
John Wydarer	10
Reggie Pleasa	10

#### Longest Interception Return

	Date	Opp
120	Neal Beaumont BC Oct 12/63	vs Ssk
119	Lewis Porter Ham Oct 8/73	vs Ott
118	Dickie Harris Mtl Aug 10/72	vs Ott
117	Keon Raymond Cgy Aug 12/11	at Ssk
115	Charlie Brown Ham Aug 16/69	vs BC
115	Eric Harris Tor Sep 6/77	at Mtl
115	Melvin Byrd BC Aug 11/84	at Ott
115	Karl Anthony Cgy Oct 10/93	vs Ssk
115	Cassius Vaughn Tor Aug 26/17	vs Cgy
112	Bruce Bennett Ssk Aug 27/72	vs Cgy
112	Merv Walker Wpg Aug 16/74	at Ssk
112	Mel Jenkins Cgy Sep 11/86	vs Wpg
112	Jocelyn Borgella Wpg Aug 31/97	at Ssk
111	Greg Knox Cgy Oct 30/94	vs Ham
110	Jackie Kellogg Cgy Sep 16/00	vs Ham
110	Williams Fields Cgy Sep 7/01	at Edm
110	Justin Rogers Ham Jul 8/17	at Ssk
109	Paul Bennett Ham Sep 16/85	
109	Gerald Vaughn Ott Sep 14/02	at Cgy
109	Jason Goss Ham Jun 29/06	at Cgy

#### Note:

There have been 40 INT returns of 100+ yards since the 1952 season.

#### Most Interception Return Yards, Career

1,508	Less Browne	Ham, Wpg, Ott, BC	1984-1994
-------	-------------	-------------------	-----------

#### Most Interception Return Yds, Season

	No	LG	TD
348	Byron Parker	Tor 2006	8 87 4
300	Robert Grant	Edm 2003	5 77 2
299	Ryan Phillips	BC 2007	12 92 1
273	Less Browne	Wpg 1990	14 45 1
267	Less Browne	Wpg 1991	10 55 0
263	Malcolm Frank	Edm 1991	7 66 5
262	Maurice Leggett	Wpg 2016	7 98 3
259	Less Browne	Ott 1992	11 76 0
253	Harry Skipper	Mtl 1984	8 69 2

#### Most Interception Return Yards, Game

	No	LG	TD
172	Barry Ardern	Ott Nov 1/69	at Ham 2 88 1
144	Jason Goss	Edm Sep 13/08	vs Ham 3 94 2
138	Jackie Kellogg	Cgy Sep 16/00	vs Ham 2 110 2
135	Lewis Cook	Ssk Aug 27/72	vs Cgy 2 98 1
135	Byron Parker	Tor Sep 4/06	at Ham 2 87 2

#### Most Interceptions Return TDs, Career

	Career
9	Byron Parker Tor, Edm 2005-2013
8	Dick Thornton Wpg, Tor 1961-1972
8	Malcolm Frank Sac, Edm 1994-2004
8	Jason Goss Ham, Edm 2004-2010
7	Jovon Johnson Wpg, Ott, Mtl, Ssk 2007-2018
6	Charles Gordon Ott, BC, Mtl 1991-1997
6	Jackie Kellogg Cgy, Edm 1995-2002
6	Marvin Coleman Cgy, Wpg 1994-2003
6	Wayne Shaw Tor, Mtl, Hm 1999-2008

#### Most Interceptions Return TDs, Season

	TD Yards
5	Malcolm Frank Edm 2004 66, 48, 56, 25, 45
4	Joe Hollimon Edm 1978 23, 50, 34, 72
4	Byron Parker Tor 2006 79, 87, 48, 75
3	7x: last M.Leggett Wpg 2016

#### Most Interceptions Return TDs, Game

	TD Yards
3	Vernon Mitchell Tor Oct 7/00 vs Ham 22, 23, 6 (lateral)
2	Dick Thornton Wpg Aug 23/63 at Edm 27, 44
2	Ed Jones Edm Sep 7/80 vs Ham 41, 44
2	James Jefferson Wpg Oct 4/87 vs Ham 47, 25 (laterals)
2	Byron Parker Tor Sep 4/06 at Ham 87, 48
2	Dexter McCoil Edm Aug 23/14 vs Tor 28, 21
2	Emmanuel Davis Ham Aug 9/15 at Wpg 65, 53

# ALL-TIME CFL REGULAR SEASON INDIVIDUAL RECORDS TO 2022

## PASS KNOCKDOWNS

### Most Pass Knockdowns, Career (Since 1994)

111	Eddie Davis	Bhm, Cgy, Ssk	1995 to 2009
105	Adrion Smith	Mem, Tor, Ham	1994 to 2005

### Most Pass Knockdowns, Season

18	Malcolm Frank	Sac	1994	
18	Adrion Smith	Tor	1996	
17	Jamar Wall	Cgy	2016	
16	Charles Gordon	BC	1994	
16	Willie Jefferson	Wpg	2019	(Most by a Def. Lineman)
15	Adrion Smith	Tor	2001	
15	T.J. Lee	BC	2018	

### Most Pass Knockdowns, Game

5	Emanuel Martin	Ott	Jun 28/95	vs Wpg
5	Kavis Reed	Edm	Jul 31/97	vs Ssk
5	Davis Sanchez	Cgy	Sep 14/03	vs Wpg

## FUMBLE RETURNS

### Most Fumble Returns, Career (Defensive Only)

			Ret Yd	TD
39	Willie Pless	Tor, BC, Edm, Ssk	1986 to 1998	127 1
26	Greg Battle	Five teams	1987 to 1998	270 3
26	Norm Fieldgate	BC	1954 to 1967	36 2
25	Glen Jackson	BC	1976 to 1987	26 1
24	Wayne Harris	Cgy	1961 to 1972	81 0
23	Mike Widger	Mtl, Ott	1970 to 1978	129 1
22	Elfrid Payton	Six teams	1991 to 2004	192 3
22	Bobby Jurasin	Ssk, Tor	1986 to 1998	56 0
22	Al Ecuyer	Edm, Mtl, Tor	1959 to 1968	18 0
21	Singor Mobley	Edm	1995 to 2006	266 2
21	Danny Bass	Tor, Edm, Cgy	1980 to 1991	109 2
21	Marv Luster	Tor, Mtl	1961 to 1974	61 4
21	Ron Atchison	Ssk	1952 to 1968	32 0
20	Scott Flagel	Ham, Ott, Wp, Cgy	1982 to 1991	143 1
20	Wayne Shaw	Ssk	1961 to 1972	125 0

### Most Fumble Returns, Season

			Ret Yd	TD
8	Troy Wilson	Ott	1990	5 0
8	Willie Pless	Edm	1992	20 0
7	Maurice Kelly	Wpg	1999	38 0
6	12x: last M.Knowlton,	Ham	2010	

### Most Fumble Return Yards, Career

			Career	No	TD
392	Chip Cox	Mtl	2006 to 2018	15	6
270	Greg Battle	Wp, Ot, LV, Me, SK	1987 to 1998	26	3
266	Singor Mobley	Edm	1995 to 2005	21	2
236	Omarr Morgan	Ssk, Edm	2000 to 2010	11	3
234	Wayne Giardino	Ott	1967 to 1975	6	3
224	Joe Montford	Shr, Ham, Tor, Edm	1995 to 2005	18	4
220	Maurice Kelly	LV, Tor, BC, Wpg	1994 to 2004	18	2
220	Jim Reynolds	Ham, Ott, Mtl, Tor	1960 to 1968	13	4
219	Larry Robinson	Cgy	1961 to 1974	17	1
208	Reggie Givens	Wpg, Bal, Tor, Ott	1994 to 2004	8	3
206	Don Wilson	Edm, Tor, BC	1987 to 1998	15	2
206	Daved Benefield	Ssk, Wpg, Ott, BC	1992 to 2005	17	3

### Most Fumble Return Yards, Season

			Rets	
182	Reggie Givens	Tor	1997	2
146	Wayne Giardino	Ott	1972	3
146	Al Washington	Ott	1984	3
142	Chip Cox	Mtl	2009	2
141	Stevie Baggs	Ham	2010	3
137	Charles Anthony	Ssk	1993	6
132	Eric Norwood	Ham	2015	2
129	Jim Reynolds	Ott	1961	5
129	Singor Mobley	Edm	1995	3

### Most Fumble Return TDs, Career

			Career
6	Chip Cox	Mtl	2006 to 2018
5	Pete Neumann	Ham	1951 to 1961
5	Michael Allen	Wpg	1988 to 1993
4	Ezzrett Anderson	Cgy	1949 to 1955
4	Jim Reynolds	Ott, Mtl, Ham	1961 to 1963
4	Vince Goldsmith	Ssk, Tor, Cgy	1981 to 1989
4	Joe Montford	Shr, Ham, Tor, Edm	1995 to 2006
4	Bill Pullar	Cgy	1946-48, 1952-56
4	Daved Benefield	Ott, BC, Wpg, Ssk	1992 to 2005

## FUMBLE RETURNS

### Longest Fumble Return

			Date	Oppt
108	Omarr Morgan	Ssk	Sep 20/09	vs Wpg
108	Chip Cox	Mtl	Jul 15/11	vs Tor
106	Eric Norwood	Ham	Aug 21/15	at Edm
104	Al Washington	Ott	Jul 7/84	vs Cgy
102	Jerry Keeling	Cgy	Sep 22/64	vs BC
101	Don Wilson	Tor	Aug 21/91	at Edm
100	Alden Darby	Tor	Sep 3/18	at Ham
99	Allen Ray Aldridge	Tor	Nov 3/68	vs Ott
99	Steve Johnson	Ssk	Aug 19/84	at Cgy
99	Tom Europe	Mtl	Oct 19/97	vs Wpg
98	Harold Woods	Ham	Sep 7/81	vs Edm
97	Randy Rhino	Ott	Aug 21/81	at Cgy
96	Preston Young	Mtl	Oct 9/82	at Cgy
95	Ron Howard	Edm	Sep 12/87	vs Tor
93	Dick Cohee	Ssk	Oct 12/63	at BC (kick block return)
93	Jerald Brown	Mtl	Oct 18/09	vs Ham
92	Tyrone Jones	Wpg	Aug 8/87	vs BC
92	K.Gooch/A.Johnson, BC		Aug 31/89	at Ott (2-pt convert fumble)
			(Gooch 7 yds then lateral to Johnson for 85 yds)	
92	Charles Anthony	Ssk	Oct 17/93	vs Ham
92	Terry Ray	Edm	Sep 26/99	vs Tor

### Most Fumble Return TDs, Season

3	Michael Allen	Wpg	1988
3	Tim Cofield	Ham	1994
3	Joe Montford	Ham	1999

### Most Fumble Return TDs, Game

2	Jason Mallett	Wpg	Jul 13/95	vs Shr	(9 & 0 yds)
2	Angelo Snipes	Wpg	Sep 28/96	at Ssk	(0 & 29 yds)

### Most Forced Fumbles, Season (Since 1994)

8	Joe Montford	Ham	2000	7	Donny Brady	Edm	2003
8	John Grace	Ott	2002	6	Willie Jefferson	Wpg	2019
8	Shawn Lemon	Cgy	2014				

## QB SACKS

### Most Quarterback Sacks, Career (1980-->)

			Career
157	Grover Covington	Ham	1981 to 1991
153	Elfrid Payton	Wpg, Bal, Sh, Mtl, Tor, Edm	1991 to 2004
140	Bobby Jurasin	Ssk, Tor	1986 to 1998
139.5	James Parker	Edm, BC, Tor	1980 to 1991
136	Charleston Hughes	Cgy, Ssk, Tor	2008 to 2022
135	Joe Montford	Ham, Shr, Tor, Edm	1995 to 2006
134	John Bowman	Mtl	2006 to 2019

### Most Quarterback Sacks, Season

			Sacks per Game, Season:				
26.5	James Parker	BC	1984	1.69	James Curry	Tor	1984
26.0	Joe Montford	Ham	1999	1.66	James Parker	BC	1984
25.0	Grover Covington	Ham	1988	1.44	Joe Montford	Ham	1989
24.0	Tim Cofield	Mem	1995	1.39	G.Covington	Ham	1988
23.0	Gregg Stumon	BC	1987				
23.0	Cameron Wake	BC	2008				
22.0	James Curry	Tor	1984				
22.0	James Parker	BC	1986				
22.0	Bobby Jurasin	Ssk	1987				
22.0	Elfrid Payton	Wpg	1993				
21.0	Mike Walker	Ham	1986				
21.0	Brett Williams	Mtl	1986				
21.0	Joe Montford	Ham	1998				
20.5	Tyrone Jones	Wpg	1984				
20.0	Vince Goldsmith	Ssk	1983				
20.0	Angelo Snipes	Ott	1992				
20.0	O.J.Brigance	BC	1993				
20.0	Joe Montford	Ham	2000				
19.0	4x: last J.Bowman	Mtl	2015				

### Most Quarterback Sacks, Single Game

5.0	Mack Moore	BC	Sep 3/82	at Ott
5.0	Rodney Harding	Tor	Sep 25/88	vs Edm
5.0	Tim Cofield	Ham	Sep 6/93	vs Tor
5.0	Daved Benefield	BC	Aug 3/95	vs Bhm
5.0	Tim Cofield	Mem	Oct 13/95	vs Edm
5.0	Neal Smith	Ssk	Jul 7/99	at Cgy
5.0	Elfrid Payton	Mtl	Jul 22/99	vs Wpg
5.0	Dwayne Butler	Mtl	Jul 24/03	at Wpg
5.0	Anthony Collier	Ott	Jul 8/05	at BC



## ALL-TIME CFL REGULAR SEASON INDIVIDUAL RECORDS TO 2022

### TACKLES \*

Most Defensive Tackles, Career (Since '87)		Years *	GP*	Avg	Hi	
1,241	Willie Pless *	Tor, BC, Edm, Ssk	1987 to 1999	217	5.72	117
1,151	Michael O'Shea	Ham, Tor	1993 to 2008	271	4.25	95
1,095	Alondra Johnson	BC, Cgy, Ssk	1989 to 2004	248	4.42	115
979	Chip Cox	Mtl	2006 to 2018	228	4.29	115
955	Barrin Simpson	BC, Wpg, Ssk	2001 to 2011	177	5.40	115
833	Solomon Elimimian	BC, Ssk	2010 to 2019	133	6.26	144
817	Adam Bighill	BC, Wpg, Ssk	2011 to 2022	164	4.98	121

### BASED ON INCOMPLETE DATA

#### HISTORICAL NOTE RE DEFENSIVE TACKLES

The CFL first published Def. Tackles in 1987. The category is of course much older and actually was included in our original Post-Season game stat packages from the 1960s onward. Therefore players from eras earlier than 1987 are not included in the overall leadership shown above in this category and it is thus partial only

Based on in-depth research, career games played & their defensive roles, several players stand out as likely having career totals that would be among the leaders:

PRE-1987 LEADERS (estimated based on research):		GP*	Per G
1,310	Willie Pless *	1986 to 1999 (Add est. For 1986)	229 5.72
1,080	Wayne Harris	1961 to 1972	180 6.00
1,028	Danny Bass *	1980 to 1991	197 5.22
864	Glen Jackson	1976 to 1987	192 4.50
800	Don Moen *	1982 to 1994	222 3.61

\* Totals based on published available data + estimates for missing years

### Most Defensive Tackles, Season (Since 1987)

144	Solomon Elimimian	BC	2017	<b>First Year Player:</b>	121	Calvin Tiggie, Tor *	1994
143	Solomon Elimimian	BC	2014		115	Barrin Simpson, BC	2001
130	J.C. Sherritt	Edm	2012		114	Zeke Moreno, Ham	2007
129	Solomon Elimimian	BC	2016		114	Jeff Knox Jr, Ssk	2015
127	Bruce Holmes	Ott	1990				
126	Bear Woods	Mtl	2016				
123	Alex Singleton	Cgy	2017	<b>Cdn Record:</b>	113	Kevin Eiben, Tor	2005
123	Alex Singleton	Cgy	2018		108	Henoc Muamba, Mtl	2018
122	Doug Landry	Cgy	1989		106	Henoc Muamba, Wp	2013
121	Calvin Tiggie *	Tor	1994		100	Kevin Eiben, Tor	2010
121	Adam Bighill	BC	2015				
120	Darnell Sankey	Ssk	2022				
118	David Albright	Ssk	1987				
117	Chris Gaines	Tor	1990				
117	Willie Pless	Edm	1998				
116	Danny Bass	Edm	1988		115	Alondra Johnson, BC	1989
116	Willie Pless	Edm	1997		115	Barrin Simpson, BC	2001
116	George White	Cgy	2005		115	Chip Cox, Mtl	2013

### Most Defensive Tackles, Game

Date	Oppt
17 Simoni Lawrence Ham Sep 27/19 at Wpg	
16 Reggie Hunt Ssk Jul 10/03 at Wpg	
15 Calvin Tiggie Ham Aug 19/99 vs BC	
15 Solomon Elimimian BC Jul 6/17 at Mtl	
14 Bruce Holmes Ott Oct 15/89 at Edm	
14 Jeff Braswell Tor Oct 31/92 at Ott	
14 Markeith Knowlton Ham Jun 26/08 vs Mtl	
14 Barrin Simpson Wpg Jul 24/09 vs Tor	
14 Ian Wild Wpg Aug 22/14 vs Mtl	
14 Solomon Elimimian BC Aug 31/16 vs Tor	
14 Avery Williams Ott Aug 7/21 at Edm	

### Most Special Team Tackles, Career (1991-->) Career

226	Mike Miller	Edm, Wpg	2011 to 2022
190	Jason Arakgi	BC	2008 to 2016
184	Wade Miller	Wpg	1995 to 2005
176	Brendan Rogers	Wpg, Tor, Ssk	1991 to 1999
176	Sean Millington	Edm, BC, Tor	1991 to 2005
175	Walter Spencer	Ssk, Cgy, Mtl, Tor	2004 to 2013
174	Roger Reinson	Cgy, BC, Edm	1994 to 2004
169	Michael O'Shea	Ham, Tor	1993 to 2008
168	Mike Maurer	Edm, BC	1997 to 2008
163	Jed Roberts	Edm	1991 to 2002 *
161	Ray Mariuz	Ham, Tor	2003 to 2011
158	Ray Biggs	Cgy	1993 to 2000
153	Dan Rashovich	Ssk, Tor, Ott	1991 to 1999 *
149	Shawn Gallant	Ssk, Wpg, Ott, Mtl	2000 to 2010
149	Kyries Hebert	Ott, Wpg, Ham, Mtl	2004 to 2018
139	Aldi Henry	Cgy	1997 to 2002
139	Kelly Lochbaum	BC, Cgy	1997 to 2005
136	Bryan Crawford	Tor	2005 to 2011

Note: J.Roberts & D.Rashovich played prior to 1991. Their true career totals are actually higher than shown above.

#### Note:

Data published by the CFL only since the 1991 season.

### TACKLES \*

#### Most Special Team Tackles, Season (Since 1991)

37	Wade Miller	Wpg	1999
37	Dylan Barker	Ham	2009
35	Donovan Gans	Bhm	1989
35	Wade Miller	Wpg	1997
35	Mike Maurer	BC	2001
35	Rocky Henry	Cgy	2001
35	Jason Arakgi	BC	2009
34	Brendan Rogers	Wpg	1994
34	Alvin Walton	Bal	1995
33	Dave Sapunjis	Cgy	1991
33	Kevin Eiben	Tor	2003
32	Ray Bernard	Ssk	1992
32	Jason Arakgi	BC	2008
31	Brendan Rogers	Wpg	1993
31	Noel Bradford	Shr	1995
31	Raymond Biggs	Cgy	1996
31	Hency Charles	Mtl	1998

#### Canadian Record:

Wade Miller, Wpg 37 1999  
Dylan Barker, Ham 37 2009

#### First Year Player:

Donovan Gans, Bhm 35 1995  
Ray Bernard, Ssk 32 1992  
Jason Arakgi, BC 32 2008

#### Most Special Team Tackles, Game

7	Paul Clatney	Cgy	Jul 11/91	vs BC
7	Terry Wright	Ham	Sep 14/91	vs Ott
7	Brendan Rogers	Wpg	Sep 23/94	at BC
7	Norman Bradford	Shr	Sep 10/95	at Mem
7	Donovan Gans	Bhm	Sep 24/95	at Mem
7	Darren Joseph	Ott	Oct 13/03	vs Tor
7	Mike Miller	Wpg	Jul 5/19	at Ott

#### Most TOTAL Tackles, Season (Since 1991)

			DT	STT
151	Solomon Elimimian	BC	2014	143 8
150	Solomon Elimimian	BC	2017	144 6
136	George White	Cgy	2005	116 20
133	J.C. Sherritt	Edm	2012	130 3
129	Alex Singleton	Cgy	2018	123 6
128	Adam Bighill	BC	2015	121 7

#### Most TOTAL Tackles, Game

Date	Oppt	DT	STT
18 Reggie Hunt Ssk Jul 10/03 at Wpg		16	2
17 Simoni Lawrence Ham Sep 27/19 at Wpg		17	0
15 Calvin Tiggie Ham Aug 19/99 vs BC		15	0
15 Willie Fells Cgy Jun 28/02 vs Edm		11	4
15 Ian Wild Wpg Aug 22/14 vs Mtl		14	1
15 Solomon Elimimian BC Jul 6/17 at Mtl		15	0

### BLOCKED KICKS

#### Most Blocked Kicks, Career

	Career
13	Barron Miles Mtl, BC 1998 to 2009
12	Gerald Vaughn Cgy, Wpg, Ham, Ott 1993 to 2004
8	Rod Hill Wpg 1988 to 1992
8	Less Browne Ham, Wpg, Ott, BC 1984 to 1994
7	James Zachery Edm 1980 to 1987
7	Scott Flagel Wpg, Cgy, Ham, Ott 1982 to 1991
6	Junior Ah You Mtl, BC 1972 to 1981
6	Frank Andruski Cgy 1966 to 1973
6	Harry Skipper Ssk, Mtl 1983 to 1989

#### Most Blocked Kicks, Season

5	James Zachery	Edm	1986	3	Paul Clatney	Wpg	1988
4	Matt Goodwin	Bal	1994	3	Reggie Pleasant	Tor	1990
4	Gerald Vaughn	Ham	2000	3	Less Browne	Ott	1992
3	Merv Walker	Wpg	1974	3	Gerald Vaughn	Ham	2001
3	Mark Philip	Ott	1980	3	Barron Miles	Mtl	2002
3	Scott Flagel	Cg-Hm	1988	3	Scott Gordon	Ssk	2005

#### Most Blocked Kicks, Game

2	Ken Lehmann	Ott	Aug 23/67	at Ham
2	Allen Ray Aldridge	Tor	Aug 25/68	at Ssk
2	John Vilunas	Ham	Sep 23/70	vs BC
2	Donnie Thomas	Ham	Aug 30/70	at Wpg
2	Dave Chaytors	BC	Oct 17/99	at Edm
2	Markus Howell	Wpg	Aug 10/00	at Tor
2	Daved Benefield	BC	Aug 17/00	vs Tor
2	Gerald Vaughn	Ham	Oct 8/01	at Cgy
2	Donnovan Carter	Ott	Oct 26/02	vs Mtl

**ALL-TIME INDIVIDUAL REGULAR SEASON LEADERS TO 2022**

**BY DIVISION**

SCORING						
YEAR	EAST LEADER	TM	PTS	WEST LEADER	TM	PTS
2022	WARD, Lewis	Ott	175	PAREDES, Rene	Cgy	211
2021	CÔTE, David	Mtl	129	PAREDES, Rene	Cgy	155
2019	HAJRULLAHU, Lirim	Ham	171	WHYTE, Sean	Edm	175
2018	HAJRULLAHU, Lirim	Ham	189	LAUTHER, Brett	Ssk	198
2017	HAJRULLAHU, Lirim	Tor	186	MEDLOCK, Justin	Wpg	226
2016	MILO, Chris	Ott	178	MEDLOCK, Justin	Wpg	227
2015	MEDLOCK, Justin	Ham	181	PAREDES, Rene	Cgy	156
2014	WATERS, Swayze	Tor	192	HAJRULLAHU, Lirim	Wpg	159
2013	WHYTE, Sean	Mtl	177	PAREDES, Rene	Cgy	213
2012	CONGI, Luca	Ham	171	MCCALLUM, Paul	BC	187
2011	WHYTE, Sean	Mtl	197	MCCALLUM, Paul	BC	203
2010	DUVAL, Damon	Mtl	156	MAVER, Rob	Cgy	185
2009	DUVAL, Damon	Mtl	242	DEANGELIS, Sandro	Cgy	176
2008	DUVAL, Damon	Mtl	206	DEANGELIS, Sandro	Cgy	217
2007	SETTA, Nicolas	Ham	167	MCCALLUM, Paul	BC	166
2006	DUVAL, Damon	Mtl	201	DEANGELIS, Sandro	Cgy	214
2005	DUVAL, Damon	Mtl	191	DEANGELIS, Sandro	Cgy	179
2004	KELLETT, Matt	Mtl	174	FLEMING, Sean	Edm	180
2003	TYNES, Lawrence	Ott	198	WESTWOOD, Troy	Wpg	198
2002	BAKER, Terry	Mtl	185	WESTWOOD, Troy	Wpg	204
2001	OSBALDISTON, Paul	Ham	183	FLEMING, Sean	Edm	183
2000	BAKER, Terry	Mtl	220	MCCLOUGHLIN, Mark	Cgy	199
1999	OSBALDISTON, Paul	Ham	203	MCCLOUGHLIN, Mark	Cgy	192
1998	BAKER, Terry	Mtl	203	PASSAGLIA, Lui	BC	197
1997	VANDERJAGT, Mike	Tor	190	FLEMING, Sean	Edm	187
1996	VANDERJAGT, Mike	Tor	198	MCCLOUGHLIN, Mark	Cgy	220
1995	ANDERSON, R (S)	SA	230	MCCLOUGHLIN, M (N)	Cgy	220
1994	WESTWOOD, Troy	Wpg	213	FLEMING, Sean	Edm	204
1993	WESTWOOD, Troy	Wpg	209	MCCLOUGHLIN, Mark	Cgy	215
1992	WESTWOOD, Troy	Wpg	199	MCCLOUGHLIN, Mark	Cgy	208
1991	CHOMYC, Lance	Tor	236	RIDGWAY, David	Ssk	216
1990	OSBALDISTON, Paul	Ham	212	RIDGWAY, David	Ssk	233
1989	OSBALDISTON, Paul	Ham	233	KAURIC, Jerry	Edm	224
1988	CHOMYC, Lance	Tor	207	RIDGWAY, David	Ssk	215
1987	CHOMYC, Lance	Tor	193	PASSAGLIA, Lui	BC	214
1986	CHOMYC, Lance	Tor	157	DIXON, Tom	Edm	190
1985	RUOFF, Bernie	Ham	154	KENNERD, Trevor	Wpg	198
1984	ILESIC, Hank	Tor	159	PASSAGLIA, Lui	BC	167
1983	RUOFF, Bernie	Ham	149	PASSAGLIA, Lui	BC	191
1982	RUOFF, Bernie	Ham	142	CUTLER, Dave	Edm	170
1981	RUOFF, Bernie	Ham	152	KENNERD, Trevor	Wpg	185
1980	ANDRUSYSHYN & RUOFF		136	CUTLER, Dave	Edm	158
1979	SWEET, Don	Mtl	136	RUOFF, Bernie	Wpg	151
1978	HAY, J.T.	Ott	111	CUTLER, Dave	Edm	167
1977	SWEET, Don	Mtl	136	CUTLER, Dave	Edm	195
1976	SWEET, Don	Mtl	141	RUOFF, Bernie	Wpg	152
1975	ORGAN, Gerry	Ott	124	CUTLER, Dave	Edm	169
1974	SUNTER, Ian	Ham	141	CUTLER, Dave	Edm	144
1973	ORGAN, Gerry	Ott	123	CUTLER, Dave	Edm	133
1972	ORGAN, Gerry	Ott	131	CUTLER, Dave	Edm	126
1971	ORGAN, Gerry	Ott	92	JONAS, Don	Wpg	121
1970	COFFEY, Tommy Joe	Ham	113	ABENDSCHAN, Jack	Ssk	116
1969	COFFEY, Tommy Joe	Ham	148	ABENDSCHAN, Jack	Ssk	116
1968	SUTHERIN, Don	Ott	112	GERELA, Ted	BC	115
1967	COFFEY, Tommy Joe	Ham	107	EVANSHEN, Terry	Cgy	102
1966	RACINE, Moe	Ott	71	CAMPBELL, Hugh	Ssk	102
1965	SUTHERIN, Don	Ham	82	ROBINSON, Larry	Cgy	95
1964	SUTHERIN, Don	Ham	94	ROBINSON, Larry	Cgy	106
1963	SHATTO, Dick	Tor	81	FLEMING, George	Wpg	135
1962	DIXON, George	Mtl	90	COFFEY, Tommy Joe	Edm	129
1961	SUTHERIN, Don	Ham	69	PARKER, Jackie	Edm	104
1960	GILCHRIST, Cookie	Tor	115	JAMES, Gerry	Wpg	114
1959	GILCHRIST, Cookie	Tor	75	PARKER, Jackie	Edm	109
1958	BEWLEY, Bill	Mtl	62	HILL, Jack	Ssk	145
1957	PATTERSON, Hal	Mtl	78	JAMES, Gerry	Wpg	131
1956	ABBRUZZI, Pat	Mtl	120	LEAKE, Buddy	Wpg	103
1955	PFEIFER, Al	Tor	98	CARPENTER, Ken	Ssk	90
1954	WEBSTER, Alex	Mtl	80	AGUIRRE, Joe	Ssk	85
1953	ROBERTS, Gene	Ott	88	KORCHAK, Bud	Wpg	66
1952	CURTIS, Ulysses	Tor	80	SHAW, Bob	Cgy	110
1951	LOGAN, John (Tip)	Ham	51	SHAW, Bob	Cgy	61
1950	JONES, Edgar	Ham	108	AGUIRRE, Joe	Wpg	57
1949	WAGNER, Virgil	Mtl	77	GRAHAM, Vern	Cgy	58
1948	WAGNER, Virgil	Mtl	60	ROWE, Paul	Cgy	35
1947	WAGNER, Virgil	Mtl	71	PATTERSON, Gabe	Ssk	36
1946	WAGNER, Virgil	Mtl	65	WUSYK, Bill	Cgy	32
1945	COPELAND, Royal	Tor	40	None (no regular season)		

RUSHING (1995 Leaders are for North & South Divisions)						
YEAR	EAST LEADER	TM	YDS	WEST LEADER	TM	YDS
2022	ANTWI, Jeshrun	Mtl	600	CAREY, Ka'Deem	Cgy	1,088
2021	STANBACK, Will	Mtl	1,176	CAREY, Ka'Deem	Cgy	869
2019	STANBACK, Will	Mtl	1,048	HARRIS, Andrew	Wpg	1,380
2018	POWELL, William	Ott	1,362	HARRIS, Andrew	Wpg	1,390
2017	POWELL, William	Ott	1,026	HARRIS, Andrew	Wpg	1,035
2016	WHITAKER, Brandon	Tor	1,009	MESSAM, Jerome	Cgy	1,198
2015	SUTTON, Tyrell	Mtl	1,059	HARRIS, Andrew	BC	1,039
2014	WHITAKER, Brandon	Mtl	764	CORNISH, Jon	Cgy	1,082
2013	GABLE, C.J.	Ham	782	CORNISH, Jon	Cgy	1,813
2012	SIMPSON, Chad	Wpg	1,039	CORNISH, Jon	Cgy	1,457
2011	WHITAKER, Brandon	Mtl	1,381	MESSAM, Jerome	Edm	1,057
2010	REID, Fred	Wpg	1,396	REYNOLDS, Joffrey	Cgy	1,200
2009	REID, Fred	Wpg	1,371	REYNOLDS, Joffrey	Cgy	1,504
2008	COBOURNE, Avon	Mtl	950	REYNOLDS, Joffrey	Cgy	1,310
2007	ROBERTS, Charles	Wpg	1,379	SMITH, Joe	BC	1,510
2006	ROBERTS, Charles	Wpg	1,609	REYNOLDS, Joffrey	Cgy	1,541
2005	EDWARDS, Robert	Mtl	1,199	ROBERTS, Charles	Wpg	1,624
2004	DAVIS, Troy	Ham	1,628	ROBERTS, Charles	Wpg	1,522
2003	DAVIS, Troy	Ham	1,206	ROBERTS, Charles	Wpg	1,554
2002	DAVIS, Troy	Ham	1,143	AVERY, John	Edm	1,448
2001	JENKINS, Michael	Tor	1,484	ANDERSON, Kelvin	Cgy	1,383
2000	PRINGLE, Mike	Mtl	1,778	ANDERSON, Kelvin	Cgy	1,048
1999	PRINGLE, Mike	Mtl	1,656	DRUMMOND, Robert	BC	1,309
1998	PRINGLE, Mike	Mtl	2,065	ANDERSON, Kelvin	Cgy	1,325
1997	PRINGLE, Mike	Mtl	1,775	ANDERSON, Kelvin	Cgy	1,088
1996	DRUMMOND, Robert	Tor	935	MIMBS, Robert	Ssk	1,403
1995	PRINGLE, Mike (S)	Bal	1,791	PHILPOT, Cory (N)	BC	1,308
1994	PRINGLE, Mike	Bal	1,972	PHILPOT, Cory	BC	1,451
1993	RICHARDSON, Mike	Wpg	925	ALLEN, Damon	Edm	920
1992	RICHARDSON, Mike	Wpg	1,153	VOLPE, Jon	BC	941
1991	MIMBS, Robert	Wpg	1,769	VOLPE, Jon	BC	1,395
1990	MIMBS, Robert	Wpg	1,341	HAM, Tracy	Edm	1,096
1989	FENERTY, Gil	Tor	1,247	TAYLOR, Reggie	Edm	1,503
1988	LEE, Orville	Ott	1,075	CHERRY, Tony	BC	889
1987	REAVES, Willard	Wpg	1,471	ALLEN, Gary	Cgy	857
1986	BENDER, Walter	Ham	618	ALLEN, Gary	Cgy	1,153
1985	HOBART, Ken	Ham	928	REAVES, Willard	Wpg	1,323
1984	WILSON, Dwaine	Mtl	1,083	REAVES, Willard	Wpg	1,733
1983	WALKER, Alvin (Skip)	Ott	1,431	REAVES, Willard	Wpg	898
1982	WALKER, Alvin (Skip)	Ott	1,141	MILLER, William	Wpg	1,076
1981	OVERSTREET, David	Mtl	952	SYKES, James	Cgy	1,107
1980	CRUMP, Richard	Ott	1,074	SYKES, James	Cgy	1,263
1979	GREEN, David	Mtl	1,678	GERMANY, Jim	Edm	1,324
1978	EDWARDS, Jimmy	Ham	840	STRICKLAND, Mike	Ssk	1,306
1977	EDWARDS, Jimmy	Ham	1,581	WASHINGTON, Jim	Wpg	1,262
1976	GREEN, Art	Ott	1,257	WASHINGTON, Jim	Wpg	1,277
1975	GREEN, Art	Ott	1,188	BURDEN, Willie	Cgy	1,896
1974	FERRUGHELLI, Steve	Mtl	1,134	REED, George	Ssk	1,447
1973	HOPKINS, Andy	Ham	1,223	BELL, Roy	Edm	1,455
1972	BUCHANAN, Dave	Ham	1,163	HERRON, Mack	Wpg	1,527
1971	MCQUAY, Leon	Tor	977	EVENSON, Jim	BC	1,237
1970	SYMONS, Bill	Tor	908	MCKINNIS, Hugh	Cgy	1,135
1969	DUNCAN, Dennis	Mtl	1,037	REED, George	Ssk	1,353
1968	SYMONS, Bill	Tor	1,107	REED, George	Ssk	1,222
1967	SCOTT, Bo	Ott	762	REED, George	Ssk	1,471
1966	LISBON, Don	Mtl	1,007	REED, George	Ssk	1,409
1965	THELEN, Dave	Ott	801	REED, George	Ssk	1,768
1964	STEWART, Ron	Ott	867	COLEMAN, Lovell	Cgy	1,629
1963	DIXON, George	Mtl	1,270	COLEMAN, Lovell	Cgy	1,343
1962	DIXON, George	Mtl	1,520	BEAMER, Nub	BC	1,161
1961	CLARK, Don	Mtl	1,143	LUNSFORD, Earl	Cgy	1,794
1960	THELEN, Dave	Ott	1,407	LUNSFORD, Earl	Cgy	1,343
1959	THELEN, Dave	Ott	1,339	BRIGHT, Johnny	Edm	1,340
1958	MCDUGALL, Gerry	Ham	1,109	BRIGHT, Johnny	Edm	1,722
1957	MCDUGALL, Gerry	Ham	1,053	BRIGHT, Johnny	Edm	1,679
1956	ABBRUZZI, Pat	Mtl	1,062	KWONG, Normie	Edm	1,437
1955	ABBRUZZI, Pat	Mtl	1,248	KWONG, Normie	Edm	1,250
1954	WEBSTER, Alex	Mtl	984	WAUGH, Howard	Cgy	1,043
1953				VESSLES, Billy	Edm	926
1952				BRIGHT, Johnny	Cgy	815
1951				KWONG, Normie	Edm	933
1950				CASEY, Tom	Wpg	637

Note: 1. Complete yardage and attempt statistics first compiled by the WIFU in 1950 and by the IRFU in the 1954 season.  
2. CFL Leader shown in bold.

**ALL-TIME INDIVIDUAL REGULAR SEASON LEADERS TO 2022**

**BY DIVISION**

RECEIVING YARDS						
YEAR	EAST LEADER	TM	YDS	WEST LEADER	TM	YDS
2022	LEWIS, Eugene	Mtl	1,303	SCHOEN, Dalton	Wpg	1,441
2021	LEWIS, Eugene	Mtl	964	LAWLER, Kenny	Wpg	1,014
2019	BANKS, Brandon	Ham	1,550	BURNHAM, Bryan	BC	1,492
2018	BANKS, Brandon	Ham	1,423	WILLIAMS, D'haquille	Edm	1,579
2017	GREEN, S.J.	Tor	1,462	ZYLSTRA, Brandon	Edm	1,687
2016	ELLINGSON, Greg	Ott	1,260	BOWMAN, Adarius	Edm	1,761
2015	WILLIAMS, Chris	Ott	1,214	ROGERS, Eric	Cgy	1,448
2014	CARTER, Duron	Mtl	1,030	BOWMAN, Adarius	Edm	1,456
2013	GREEN, S.J.	Mtl	1,197	STAMPS, Fred	Edm	1,259
2012	OWENS, Chad	Tor	1,328	STAMPS, Fred	Edm	1,310
2011	RICHARDSON, Jamel	Mtl	1,777	SIMON, Geroy	BC	1,350
2010	EDWARDS, Terrence	Wpg	1,372	FANTUZ, Andy	Ssk	1,380
2009	WATKINS, Kerry	Mtl	1,243	STAMPS, Fred	Edm	1,402
2008	RICHARDSON, Jamel	Mtl	1,287	RAMBO, Ken-Yon	Cgy	1,473
2007	EDWARDS, Terrence	Wpg	1,280	SIMON, Geroy	BC	1,308
2006	BRUCE III, Arland	Tor	1,370	SIMON, Geroy	BC	1,856
2005	WATKINS, Kerry	Mtl	1,364	TUCKER, Jason	Edm	1,411
2004	YEAST, Craig	Ham	1,184	SIMON, Geroy	BC	1,750
2003	COPELAND, Jeremaine	Mtl	1,757	SIMON, Geroy	BC	1,687
2002	CAHOON, Ben	Mtl	1,060	STEGALL, Milt	Wpg	1,896
2001	MITCHELL, Derrell	Tor	1,376	VAUGHN, Terry	Edm	1,497
2000	STEGALL, Milt	Wpg	1,499	MARSH, Curtis	Ssk	1,560
1999	STEGALL, Milt	Wpg	1,193	PITTS, Allen	Cgy	1,449
1998	MITCHELL, Derrell	Tor	2,000	PITTS, Allen	Cgy	1,372
1997	STEGALL, Milt	Wpg	1,616	JACKSON, Alfred	BC	1,322
1996	CODY, Mac	Ham	1,426	FLUTIE, Darren	Edm	1,362
1995	GRANT, Marcus (S)	Bhm	1,559	SAPUNJIS, Dave (N)	Cgy	1,655
1994	WILCOX, Gerald	Wpg	1,624	PITTS, Allen	Cgy	2,036
1993	WILCOX, Gerald	Wpg	1,340	SAPUNJIS, Dave	Cgy	1,484
1992	JONES, Stephen	Ott	1,400	PITTS, Allen	Cgy	1,591
1991	SMITH, Darrell K.	Tor	1,399	PITTS, Allen	Cgy	1,764
1990	SMITH, Darrell K.	Tor	1,826	ELLIS, Craig	Edm	1,654
1989	CHAMPION, Tony	Ham	1,656	WILLIS, Larry	Cgy	1,451
1988	MURPHY, James	Wpg	1,409	WILLIAMS, David	BC	1,468
1987	STAPLER, Steve	Ham	1,576	KELLY, Brian	Edm	1,626
1986	HOOD, James	Mtl	1,411	MURPHY, James	Wpg	1,746
1985	GREER, Terry	Tor	1,323	FERNANDEZ, Mervyn	BC	1,727
1984	GREER, Terry	Tor	1,189	FERNANDEZ, Mervyn	BC	1,486
1983	GREER, Terry	Tor	2,003	KELLY, Brian	Edm	1,812
1982	GREER, Terry	Tor	1,466	WALTERS, Joey	Ssk	1,692
1981	SCOTT, James	Mtl	1,422	WALTERS, Joey	Ssk	1,715
1980	GADDIS, Bob	Tor	1,112	SCOTT, Tom	Edm	1,245
1979	PETTERSEN, Leif	Ham	838	SMITH, Waddell	Edm	1,214
1978	GABRIEL, Tony	Ott	1,070	SCOTT, Tom	Edm	1,091
1977	GABRIEL, Tony	Ott	1,362	SCOTT, Tom	Wpg	1,079
1976	GABRIEL, Tony	Ott	1,320	DAWSON, Rhett	Ssk	996
1975	GABRIEL, Tony	Ott	1,115	MCGOWAN, George	Edm	1,472
1974	RODGERS, Johnny	Mtl	1,024	LINTERMAN, Rudy	Cgy	951
1973	RODGERS, Johnny	Mtl	841	MCGOWAN, George	Edm	1,123
1972	ALLEN, Eric	Tor	1,067	YOUNG, Jim	BC	1,362
1971	EVANSHEN, Terry	Mtl	852	THORPE, Jim	Wpg	1,436
1970	OLDHAM, Hugh	Ott	1,043	YOUNG, Jim	BC	1,041
1969	ADKINS, Margene	Ott	1,402	HARRISON, Herm	Cgy	1,043
1968	TAYLOR, Bobby	Tor	985	HARRISON, Herm	Cgy	1,306
1967	TUCKER, Whit	Ott	1,171	EVANSHEN, Terry	Cgy	1,662
1966	TAYLOR, Bobby	Tor	827	EVANSHEN, Terry	Cgy	1,200
1965	WATKINS, Ted	Ott	724	CAMPBELL, Hugh	Ssk	1,329
1964	GRANT, Tommy	Ham	1,029	COFFEY, Tommy-Joe	Edm	1,142
1963	TUCKER, Whit	Ott	967	COFFEY, Tommy-Joe	Edm	1,104
1962	PATTERSON, Hal	Ham	881	COFFEY, Tommy-Joe	Edm	951
1961	MANN, Dave	Tor	659	FUNSTON, Farrell	Wpg	892
1960	MANN, Dave	Tor	1,380	FILIPSKI, Gene	Cgy	875
1959	SIMPSON, Bob	Ott	787	PITTS, Ernie	Wpg	1,126
1958	O'QUINN, Red	Mtl	962	HILL, Jack	Ssk	1,065
1957	O'QUINN, Red	Mtl	1,006	PITTS, Ernie	Wpg	683
1956	PATTERSON, Hal	Mtl	1,914	GRANT, Bud	Wpg	970
1955	PFEIFER, Al	Tor	1,342	ROBERTS, Willis	Cgy	1,091
1954	PFEIFER, Al	Tor	1,142	ANDREWS, Rupe	Cgy	904
1953				GRANT, Bud	Wpg	922
1952				SHAW, Bob	Cgy	1,094
1951				ARMSTRONG, Neill	Wpg	1,024
1950				BAILEY, Morris	Edm	1,060

RECEPTIONS (1995 Leaders are for North & South Divisions)											
YEAR	EAST LEADER	TM	REC	WEST LEADER	TM	REC					
2022	WHITE, Tim	Ham	94	RHYMES, Dominique	BC	85					
2021	LEWIS, Eugene	Mtl	62	BURNHAM, Bryan	BC	67					
2019	BANKS, Brandon	Ham	112	BEGELTON, Reggie	Cgy	102					
2018	SINOPOLI, Brad	Ott	116	WILLIAMS, D'haquille	Edm	88					
2017	SJ GREEN, L.TASKER		104	HARRIS, Andrew	Wpg	105					
2016	LEWIS, Nik	Mtl	102	BOWMAN, Adarius	Edm	120					
2015	WILLIAMS, Chris	Ott	88	BOWMAN, Adarius	Edm	93					
2014	OWENS, Chad	Tor	86	BOWMAN, Adarius	Edm	112					
2013	OWENS, Chad	Tor	94	SMITH, Taj	Ssk	78					
2012	OWENS, Chad	Tor	94	LEWIS, Nik	Cgy	100					
2011	RICHARDSON, Jamel	Mtl	112	LEWIS, Nik	Cgy	93					
2010	RICHARDSON, Jamel	Mtl	97	LEWIS, Nik	Cgy	90					
2009	CAHOON, Ben	Mtl	89	STAMPS, Fred	Edm	85					
2008	CAHOON, Ben	Mtl	107	PETERSON, Kamau	Edm	101					
2007	CAHOON, Ben	Mtl	90	CLERMONT, Jason	BC	86					
2006	CAHOON, Ben	Mtl	99	SIMON, Geroy	BC	105					
2005	WATKINS, Kerry	Mtl	97	MITCHELL, Derrell	Edm	94					
2004	CAHOON, Ben	Mtl	93	SIMON, Geroy	BC	103					
2003	CAHOON, Ben	Mtl	112	VAUGHN, Terry	Edm	106					
2002	OLIVER, Jimmy	Ott	82	STEGALL, Milt	Wpg	106					
2001	STEGALL, Milt	Wpg	81	VAUGHN, Terry	Edm	98					
2000	MITCHELL, Derrell	Tor	99	MARSH, Curtis	Ssk	102					
1999	FLUTIE, Darren	Ham	84	PITTS, Allen	Cgy	97					
1998	MITCHELL, Derrell	Tor	160	PITTS, Allen	Cgy	96					
1997	CLEMONS, Michael	Tor	122	DANIELSEN, Vince	Cgy	91					
1996	CLEMONS, Michael	Tor	116	D.FLUTIE, A.PITTS		86					
1995	GRANT, Marcus (S)	Bhm	84	NARCISSE, Don (N)	Ssk	123					
1994	WILCOX, Gerald	Wpg	111	PITTS, Allen	Cgy	126					
1993	WILLIAMS, David	Wpg	84	SAPUNJIS, Dave	Cgy	103					
1992	JONES, Stephen	Ott	75	PITTS, Allen	Cgy	103					
1991	SMITH, Darrell K.	Tor	73	PITTS, Allen	Cgy	118					
1990	SMITH, Darrell K.	Tor	93	ELLIS, Craig	Edm	106					
1989	CHAMPION, Tony	Ham	95	NARCISSE, Don	Ssk	81					
1988	MURPHY, James	Wpg	76	WILLIAMS, David	BC	83					
1987	LEWIS, Marc	Ott	94	SANDUSKY, Jim	BC	80					
1986	HOOD, James	Mtl	95	MURPHY, James	Wpg	116					
1985	GREER, Terry	Tor	78	ELLIS, Craig	Ssk	102					
1984	DIPIETRO, PEARSON		71	ELLIS, Craig	Ssk	91					
1983	GREER, Terry	Tor	113	KELLY, Brian	Edm	104					
1982	ARAKGI, Nick	Mtl	89	WALTERS, Joey	Ssk	102					
1981	SCOTT, James	Mtl	81	GOODLOW, Eugene	Wpg	100					
1980	GADDIS, Bob	Tor	68	HOLMES, Mike	Wpg	79					
1979	PETTERSEN, Leif	Ham	56	SMITH, Waddell	Edm	74					
1978	GABRIEL, Tony	Ott	67	POPLAWSKI, Joe	Wpg	75					
1977	GABRIEL, Tony	Ott	65	MCGEE, Molly	Ssk	68					
1976	GABRIEL, Tony	Ott	72	DAWSON, Rhett	Ssk	65					
1975	GABRIEL, Tony	Ott	65	MCGOWAN, George	Edm	98					
1974	GABRIEL, Tony	Ham	61	LINTERMAN, Rudy	Cgy	64					
1973	RODGERS, Johnny	Mtl	41	MCGOWAN, George	Edm	81					
1972	ALLEN, Eric	Tor	53	THORPE, Jim	Wpg	70					
1971	EVANSHEN, Terry	Mtl	50	H.HARRISON, J.THORPE		70					
1970	FLEMING, Dave	Ham	56	HARRISON, Herm	Cgy	70					
1969	COFFEY, Tommy-Joe	Ham	71	HARRISON, Herm	Cgy	68					
1968	TAYLOR, Bobby	Tor	56	NIELSEN, Ken	Wpg	68					
1967	TAYLOR, Bobby	Tor	53	EVANSHEN, Terry	Cgy	96					
1966	TAYLOR, Bobby	Tor	56	EVANSHEN, Terry	Cgy	67					
1965	EVANSHEN, Terry	Mtl	37	COFFEY, Tommy-Joe	Edm	81					
1964	SHATTO, Dick	Tor	53	COFFEY, Tommy-Joe	Edm	81					
1963	SHATTO, Dick	Tor	67	TAYLOR, Bobby	Cgy	74					
1962	SHATTO, Dick	Tor	47	COFFEY, Tommy-Joe	Edm	65					
1961	MANN, Dave	Tor	53	FUNSTON, Farrell	Wpg	47					
1960	H.PATTERSON, D.MANN		61	FILIPSKI, Gene	Cgy	47					
1959	O'QUINN, Red	Mtl	53	PITTS, Ernie	Wpg	68					
1958	O'QUINN, Red	Mtl	65	HILL, Jack	Ssk	60					
1957	O'QUINN, Red	Mtl	61	GOTTA, Jack	Cgy	39					
1956	PATTERSON, Hal	Mtl	88	GRANT, Bud	Wpg	63					
1955	O'QUINN, Red	Mtl	78	ROBERTS, Willis	Cgy	59					
1954	PFEIFER, Al	Tor	68	GRANT, Bud	Wpg	49					
1953				GRANT, Bud	Wpg	68					
1952				SALATA, Paul	Cgy	65					
1951				SHAW, Bob	Cgy	61					
1950				BAILEY, Morris	Edm	67					

**ALL-TIME INDIVIDUAL REGULAR SEASON LEADERS TO 2022**

**BY DIVISION**

PASSING YARDS						
YEAR	EAST LEADER	TM	YDS	WEST LEADER	TM	YDS
2022	BETHEL-THOMPSON, M	Tor	4,731	COLLAROS, Zach	Wpg	4,183
2021	BETHEL-THOMPSON, M	Tor	2,303	REILLY, Michael	BC	3,283
2019	BETHEL-THOMPSON, M	Tor	4,024	FAJARDO, Cody	Ssk	4,302
2018	MASOLI, Jeremiah	Ham	5,209	REILLY, Michael	Edm	5,562
2017	RAY, Ricky	Tor	5,546	REILLY, Michael	Edm	5,830
2016	HARRIS, Trevor	Ott	3,301	REILLY, Michael	Edm	5,554
2015	BURRIS, Henry	Ott	5,693	MITCHELL, Bo Levi	Cgy	4,551
2014	RAY, Ricky	Tor	4,595	GLENN, Kevin	BC	3,918
2013	BURRIS, Henry	Ham	4,927	REILLY, Michael	Edm	4,207
2012	BURRIS, Henry	Ham	5,367	LULAY, Travis	BC	4,231
2011	CALVILLO, Anthony	Mtl	5,251	LULAY, Travis	BC	4,815
2010	GLENN, Kevin	Ham	5,106	DURANT, Darian	Ssk	5,542
2009	CALVILLO, Anthony	Mtl	4,639	RAY, Ricky	Edm	4,916
2008	CALVILLO, Anthony	Mtl	5,633	RAY, Ricky	Edm	5,663
2007	GLENN, Kevin	Wpg	5,117	BURRIS, Henry	Cgy	4,279
2006	CALVILLO, Anthony	Mtl	4,714	RAY, Ricky	Edm	5,000
2005	CALVILLO, Anthony	Mtl	5,556	RAY, Ricky	Edm	5,510
2004	CALVILLO, Anthony	Mtl	6,041	MAAS, Jason	Edm	5,270
2003	CALVILLO, Anthony	Mtl	5,891	DICKENSON, Dave	BC	5,496
2002	CALVILLO, Anthony	Mtl	5,013	JONES, Khari	Wpg	5,334
2001	JONES, Khari	Wpg	4,545	MAAS, Jason	Edm	3,646
2000	CALVILLO, Anthony	Mtl	4,277	ALLEN, Damon	BC	4,840
1999	MCMANUS, Danny	Ham	5,318	ALLEN, Damon	BC	4,219
1998	BELL, Kerwin	Tor	4,991	GARCIA, Jeff	Cgy	4,276
1997	FLUTIE, Doug	Tor	5,505	ALLEN, Damon	BC	4,653
1996	FLUTIE, Doug	Tor	5,720	MCMANUS, Danny	Edm	4,425
1995	DUNIGAN, Matt	Bir	4,911	MCMANUS, Danny	BC	4,655
1994	HAM, Tracy	Bal	4,348	FLUTIE, Doug	Cgy	5,726
1993	BURGESS, Tom	Ott	5,063	FLUTIE, Doug	Cgy	6,092
1992	BURGESS, Tom	Ott	4,026	AUSTIN, Kent	Ssk	6,225
1991	ALLEN, Damon	Ott	4,275	FLUTIE, Doug	BC	6,619
1990	BURGESS, Tom	Wpg	3,958	AUSTIN, Kent	Ssk	4,604
1989	SALISBURY, Sean	Wpg	4,049	DUNIGAN, Matt	BC	4,509
1988	RENFROE, Gilbert	Tor	4,113	DUNIGAN, Matt	BC	3,776
1987	CLEMENTS, Tom	Wpg	4,686	DEWALT, Roy	BC	3,855
1986	RANSOM, Brian	Mtl	3,204	JOHNSON, Rick	Cgy	4,379
1985	BARNES, Joe	Mtl	3,432	DEWALT, Roy	BC	4,237
1984	BROCK, Dieter	Ham	3,966	CLEMENTS, Tom	Wpg	3,845
1983	HOLLOWAY, Condredge	Tor	3,184	MOON, Warren	Edm	5,648
1982	CLEMENTS, Tom	Ham	4,706	MOON, Warren	Edm	5,000
1981	CLEMENTS, Tom	Ham	4,536	BROCK, Dieter	Wpg	4,796
1980	JACKSON, Mark	Tor	3,041	BROCK, Dieter	Wpg	4,252
1979	ADAMS, Tony	Tor	2,692	BROCK, Dieter	Wpg	2,383
1978	JONES, Jimmy	Ham	2,060	BROCK, Dieter	Wpg	3,755
1977	CLEMENTS, Tom	Ott	2,804	LANCASTER, Ron	Ssk	3,072
1976	CLEMENTS, Tom	Ott	2,856	LANCASTER, Ron	Ssk	3,869
1975	CLEMENTS, Tom	Ott	2,013	LANCASTER, Ron	Ssk	3,545
1974	RAE, Mike	Tor	2,501	LISKE, Peter	Cgy	3,259
1973	THEISMANN, Joe	Tor	2,496	LANCASTER, Ron	Ssk	3,767
1972	EALEY, Chuck	Ham	2,573	JONAS, Don	Wpg	3,583
1971	THEISMANN, Joe	Tor	2,440	JONAS, Don	Wpg	4,036
1970	WOOD, Gary	Ott	2,759	LANCASTER, Ron	Ssk	2,779
1969	JACKSON, Russ	Ott	3,641	KEELING, Jerry	Cgy	3,179
1968	GABLER, Wally	Tor	3,242	LISKE, Peter	Cgy	4,333
1967	JACKSON, Russ	Ott	3,332	LISKE, Peter	Cgy	4,479
1966	JACKSON, Russ	Ott	2,400	LANCASTER, Ron	Ssk	2,976
1965	JACKSON, Russ	Ott	2,303	KAPP, Joe	BC	2,961
1964	JACKSON, Russ	Ott	2,156	KAPP, Joe	BC	2,816
1963	JACKSON, Russ	Ott	2,910	DAY, Eagle	Cgy	3,126
1962	ROTE, Tobin	Ott	2,532	KAPP, Joe	BC	3,279
1961	ROTE, Tobin	Tor	3,093	DAY, Eagle	Cgy	1,800
1960	ROTE, Tobin	Tor	4,247	KAPP, Joe	Cgy	3,060
1959	ETCHEVERRY, Sam	Mtl	3,133	KAPP, Joe	Cgy	2,990
1958	ETCHEVERRY, Sam	Mtl	3,548	TRIPUCKA, Frank	Ssk	2,766
1957	ETCHEVERRY, Sam	Mtl	3,341	TRIPUCKA, Frank	Ssk	2,589
1956	ETCHEVERRY, Sam	Mtl	4,723	TRIPUCKA, Frank	Ssk	3,274
1955	ETCHEVERRY, Sam	Mtl	3,657	KLOSTERMAN, Don	Cgy	2,405
1954	ETCHEVERRY, Sam	Mtl	3,610	TRIPUCKA, Frank	Ssk	2,003
1953	ETCHEVERRY, Sam	Mtl	2,714	JACOBS, Jack	Wpg	1,924
1952	ETCHEVERRY, Sam	Mtl	2,084	JACOBS, Jack	Wpg	2,586
1951				JACOBS, Jack	Wpg	3,248
1950				BERRY, Lindy	Edm	2,201

TD PASSES							(1995 Leaders are for North & South Divisions)				
YEAR	EAST LEADER	TM	TDP	WEST LEADER	TM	TDP					
2022	BETHEL-THOMPSON, M	Tor	23	COLLAROS, Zach	Wpg	37					
2021	ADAMS JR., Vernon	Mtl	14	COLLAROS, Zach	Wpg	20					
2019	BETHEL-THOMPSON, M	Tor	26	REILLY, Mike	BC	20					
2018	MASOLI, Jeremiah	Ham	28	MITCHELL, Bo Levi	Cgy	35					
2017	HARRIS, Trevor	Ott	30	REILLY, Mike	Edm	30					
2016	COLLAROS, Zach	Ham	18	MITCHELL, Bo Levi	Cgy	32					
2015	HARRIS, Trevor	Tor	33	MITCHELL, Bo Levi	Cgy	26					
2014	RAY, Ricky	Tor	28	MITCHELL, Bo Levi	Cgy	22					
2013	BURRIS, Henry	Ham	24	DURANT, Darian	Ssk	31					
2012	BURRIS, Henry	Ham	43	LULAY, Travis	BC	27					
2011	CALVILLO, Anthony	Mtl	32	LULAY, Travis	BC	32					
2010	GLENN, Kevin	Ham	33	BURRIS, Henry	Cgy	38					
2009	CALVILLO, Anthony	Mtl	26	DURANT, Darian	Ssk	24					
2008	CALVILLO, Anthony	Mtl	43	BURRIS, Henry	Cgy	39					
2007	GLENN, Kevin	Wpg	25	BURRIS, Henry	Cgy	34					
2006	CALVILLO, Anthony	Mtl	20	BURRIS, Henry	Cgy	23					
2005	CALVILLO, Anthony	Mtl	34	GLENN, Kevin	Wpg	27					
2004	CALVILLO, Anthony	Mtl	31	PRINTERS, Casey	BC	35					
2003	CALVILLO, Anthony	Mtl	37	DICKENSON, Dave	BC	36					
2002	CALVILLO, Anthony	Mtl	27	JONES, Khari	Wpg	46					
2001	JONES, Khari	Wpg	30	MAAS, Jason	Edm	21					
2000	JONES, Khari	Wpg	31	DICKENSON, Dave	Cgy	36					
1999	MCMANUS, Danny	Ham	28	ALLEN, Damon	BC	22					
1998	BELL, Kerwin	Tor	27	GARCIA, Jeff	Cgy	28					
1997	FLUTIE, Doug	Tor	47	GARCIA, Jeff	Cgy	33					
1996	FLUTIE, Doug	Tor	29	GARCIA, Jeff	Cgy	25					
1995	DUNIGAN, Matt	Bir	34	GARCIA, Jeff	Cgy	25					
1994	DUNIGAN, Matt	Wpg	31	FLUTIE, Doug	Cgy	48					
1993	DUNIGAN, Matt	Wpg	36	FLUTIE, Doug	Cgy	44					
1992	BURGESS, Tom	Ott	29	AUSTIN, Kent	Ssk	35					
1991	BURGESS, Tom	Wpg	27	FLUTIE, Doug	BC	38					
1990	ALLEN, Damon	Ott	34	HAM, Tracy	Edm	36					
1989	SALISBURY, Sean	Wpg	26	HAM, Tracy	Edm	30					
1988	RENFROE, Gilbert	Tor	26	DUNIGAN, Matt	BC	26					
1987	CLEMENTS, Tom	Wpg	35	DUNIGAN, Matt	Edm	21					
1986	KERRIGAN, Mike	Ham	16	JOHNSON, Rick	Cgy	31					
1985	HOBART, Ken	Ham	19	DEWALT, Roy	BC	27					
1984	WATTS, J.C.	Ott	21	CLEMENTS, Tom	Wpg	29					
1983	CLEMENTS, Tom	Ham	19	MOON, Warren	Edm	31					
1982	HOLLOWAY, C	Tor	31	MOON, Warren	Edm	36					
1981	CLEMENTS, Tom	Ham	27	BROCK, Dieter	Wpg	32					
1980	DATTILIO, Gerry	Mtl	19	BROCK, Dieter	Wpg	28					
1979	HOLLOWAY, C	Ott	17	MOON, Warren	Edm	20					
1978	CLEMENTS, Tom	Ott	17	WILKINSON, Tom	Edm	20					
1977	CLEMENTS, Tom	Ott	16	BROCK, Dieter	Wpg	23					
1976	CLEMENTS, Tom	Ott	20	LANCASTER, Ron	Ssk	25					
1975	CLEMENTS, Tom	Ott	13	LANCASTER, Ron	Ssk	23					
1974	JONES, Jimmy	Mtl	18	MOORHEAD, Don	BC	17					
1973	EALEY, Chuck	Ham	14	LANCASTER, Ron	Ssk	22					
1972	EALEY, Chuck	Ham	22	JONAS, Don	Wpg	27					
1971	THEISMANN, Joe	Tor	17	JONAS, Don	Wpg	27					
1970	WOOD, Gary	Ott	18	KEELING, Jerry	Cgy	18					
1969	JACKSON, Russ	Ott	33	LANCASTER, Ron	Ssk	25					
1968	JACKSON, Russ	Ott	25	LISKE, Peter	Cgy	31					
1967	JACKSON, Russ	Ott	25	LISKE, Peter	Cgy	40					
1966	JACKSON, Russ	Ott	17	LANCASTER, Ron	Ssk	28					
1965	JACKSON, Russ	Ott	18	LANCASTER, Ron	Ssk	17					
1964	JACKSON, Russ	Ott	18	LANCASTER, Ron	Ssk	16					
1963	JACKSON, Russ	Ott	19	KAPP, Joe	BC	20					
1962	ZUGER, Joe	Ham	15	KAPP, Joe	BC	28					
1961	FALONEY, Bernie	Ham	23	PARKER, Jackie	Edm	11					
1960	ROTE, Tobin	Tor	38	KAPP, Joe	Cgy	18					
1959	FALONEY, Bernie	Ham	15	VAN PELT, Jim	Wpg	31					
1958	ETCHEVERRY & FALONEY		18	TRIPUCKA, Frank	Ssk	20					
1957	ETCHEVERRY, Sam	Mtl	14	F. TRIPUCKA & M.DUNCAN		12					
1956	ETCHEVERRY & A.GALIFFA		32	TRIPUCKA, Frank	Ssk	18					
1955	ETCHEVERRY & DUBLINSKI		30	KLOSTERMAN, Don	Cgy	13					
1954	ETCHEVERRY, Sam	Mtl	25	TRIPUCKA, Frank	Ssk	14					
1953	ETCHEVERRY, Sam	Mtl	23	ALBERT, Frankie	Cgy	12					
1952	WIRKOWSKI, Nobby	Tor	20	JACOBS, Jack	Wpg	34					
1951	O'MALLEY, Tom	Ott	20	JACOBS, Jack	Wpg	33					
1950	FILCHOCK, Frank	Mtl	13	JACOBS, Jack	Wpg	14					



**ALL-TIME INDIVIDUAL REGULAR SEASON LEADERS TO 2022**

**CFL-WIDE**

YARDS FROM SCRIMMAGE			COMBINED YARDS			
YEAR	CFL LEADER	TM	YDS	CFL LEADER	TM	YDS
2022	BUTLER, James	BC	1,444	WILLIAMS, Terry	Ot-BC	2,511
2021	STANBACK, Will	Mtl	1,290	DEDMON, DeVonte	Ott	2,234
2019	HARRIS, Andrew	Wpg	1,902	RAINEY, Chris	Tor	2,183
2018	HARRIS, Andrew	Wpg	1,841	SPENCER, Diontae	Ott	2,704
2017	HARRIS, Andrew	Wpg	1,892	RAINEY, Chris	BC	3,181
2016	BOWMAN, Adarius	Edm	1,757	RAINEY, Chris	BC	2,945
2015	HARRIS, Andrew	BC	1,523	LOGAN, Stefan	Mtl	2,557
2014	BOWMAN, Adarius	Edm	1,470	BANKS, Brandon	Ham	1,968
2013	CORNISH, Jon	Cgy	2,157	OWENS, Chad	Tor	2,298
2012	HARRIS, Andrew	BC	1,830	OWENS, Chad	Tor	<b>3,863</b>
2011	WHITAKER, Brandon	Mtl	2,019	OWENS, Chad	Tor	3,345
2010	BOYD, Cory	Tor	1,722	OWENS, Chad	Tor	3,288
2009	REYNOLDS, Joffrey	Cgy	1,935	MCDANIEL, Marquay	Ham	2,535
2008	CATES, Wes	Ssk	1,680	DORSEY, Dominique	Tor	2,892
2007	ROBERTS, Charles	Wpg	1,737	SMART, Ian	BC	2,440
2006	ROBERTS, Charles	Wpg	2,020	ROBERTS, Charles	Wpg	2,020
2005	ROBERTS, Charles	Wpg	2,098	HOLMES, Corey	Ssk	3,455
2004	ROBERTS, Charles	Wpg	1,920	HOLMES, Corey	Ssk	2,704
2003	ROBERTS, Charles	Wpg	2,102	ROBERTS, Charles	Wpg	3,147
2002	STEGALL, Milt	Wpg	1,896	ROBERTS, Charles	Wpg	2,914
2001	JENKINS, Mike	Tor	1,845	WARREN, Antonio	Cgy	2,924
2000	PRINGLE, Mike	Mtl	2,111	JOHNSON III, Albert	Wpg	3,241
1999	ANDERSON, Kelvin	Cgy	1,878	CUNNINGHAM, Jimmy	BC	2,367
1998	PRINGLE, Mike	Mtl	<b>2,414</b>	BLOUNT, Eric	Wpg	3,761
1997	PRINGLE, Mike	Mtl	2,088	CLEMONS, Michael	Tor	3,840
1996	MIMBS, Robert	Ssk	1,738	CUNNINGHAM, Jimmy	Tor	2,638
1995	PRINGLE, Mike	Bal	2,067	CLEMONS, Michael (N)	Tor	2,588
1994	PRINGLE, Mike	Bal	<b>2,414</b>	PRINGLE, Mike	Bal	3,228
1993	OLIPHANT, Mike	Sac	1,572	WILLIAMS, Henry	Edm	2,603
1992	PITTS, Allen	Cgy	1,591	WILLIAMS, Henry	Edm	2,767
1991	MIMBS, Robert	Wpg	2,207	ISMAIL, Raghib	Tor	3,049
1990	MIMBS, Robert	Wpg	1,879	CLEMONS, Michael	Tor	3,300
1989	MCCRAY, Tim	Ssk	2,034	MCCRAY, Tim	Ssk	2,684
1988	WILLIAMS, David	BC	1,472	WINFIELD, Earl	Ham	2,612
1987	REAVES, Willard	Wpg	1,724	JONES, Stephen	Edm	2,138
1986	MURPHY, James	Wpg	1,796	MURPHY, James	Wpg	2,258
1985	FERNANDEZ, Mervyn	BC	1,760	JENKINS, Keyvan	BC	2,121
1984	REAVES, Willard	Wpg	2,140	CRAWFORD, Rufus	Ham	2,895
1983	GREER, Terry	Tor	2,018	SHEPHERD, Johnny	Ham	2,390
1982	WALTERS, Joey	Ssk	1,692	WALKER, Skip	Ott	1,965
1981	WALTERS, Joey	Ssk	1,715	SYKES, James	Cgy	2,196
1980	SYKES, James	Cgy	1,845	SYKES, James	Cgy	2,777
1979	GREEN, Dvaid	Mtl	1,888	GREEN, Dvaid	Mtl	2,302
1978	SYKES, James	Cgy	1,634	SYKES, James	Cgy	2,371
1977	EDWARDS, Jimmy	Ham	1,804	EDWARDS, Jimmy	Ham	2,673
1976	GREEN, Art	Ott	1,765	EDWARDS, Jimmy	Ham	2,565
1975	BURDEN, Willie	Cgy	2,127	BURDEN, Willie	Cgy	2,487
1974	HARRIS, Lou	BC	1,771	HARRIS, Lou	BC	2,051
1973	BELL, Roy	Edm	1,655	BELL, Roy	Edm	1,820
1972	HERRON, Mack	Wpg	1,978	HERRON, Mack	Wpg	2,530
1971	THORPE, Jim	Wpg	1,436	HERRON, Mack	Wpg	2,337
1970	MCKINNIE, Hugh	Cgy	1,431	MCKINNIE, Silas	Ssk	1,824
1969	REED, George	Ssk	1,506	WASHINGTON, Vic	Ott	2,063
1968	SYMONS, Bill	Tor	1,643	RAIMEY, Dave	Wpg	2,220
1967	EVANSHEN, Terry	Cgy	1,662	RAIMEY, Dave	Wpg	1,986
1966	RAIMEY, Dave	Wpg	1,612	RAIMEY, Dave	Wpg	2,086
1965	REED, George	Ssk	1,997	REED, George	Ssk	2,222
1964	BUCHANAN, Ed	Ssk	2,071	BUCHANAN, Ed	Ssk	2,423
1963	FLEMING, Willie	BC	1,873	FLEMING, Willie	BC	2,027
1962	DIXON, George	Mtl	1,913	DIXON, George	Mtl	2,209
1961	LUNSFORD, Earl	Cgy	1,905	LUNSFORD, Earl	Cgy	1,991
1960	SHATTO, Dick	Tor	1,602	STEWART, Ron	Ott	1,999
1959	BRIGHT, Johnny	Edm	1,614	SMITH, Joe Bob	Edm	1,864
1958	BRIGHT, Johnny	Edm	1,987	HAGLER, Mike	Ssk	2,550
1957	BRIGHT, Johnny	Edm	1,979	BRIGHT, Johnny	Edm	2,011
1956	PATTERSON, Hal	Mtl	2,039	PATTERSON, Hal	Mtl	2,858
1955	ABBRUZZI, Pat	Mtl	1,525	JAMES, Gerry	Wpg	1,781
1954	WEBSTER, Alex	Mtl	1,360	CARPENTER, Ken	Ssk	1,791
1953	MILES, Rollie	Edm	1,476	MILES, Rollie	Edm	2,063
1952	SALATA, Paul	Cgy	1,120	THODOS, Pete	Cgy	1,690
1951	CASEY, Tom	Wpg	1,246	CASEY, Tom	Wpg	1,741
1950	BAILEY, Morris	Edm	1,060	CHARLTON, Ken	Ssk	1,531

TOUCHDOWNS (TOTAL)						
YEAR	CFL LEADER	TM	TD	RUNNER-UP	TM	TD
2022	SCHOEN, Dalton	Wpg	16	EVANS, Caleb	Ott	16
2021	WIENEKE, Jake	Mtl	11	LEWIS, Eugene	Mtl	9
2019	BANKS, Brandon	Ham	16	POWELL, William	Ssk	14
2018	FRANKLIN, James	Tor	14	REILLY, Mike	Edm	13
2017	Three players tied with .....		12			
2016	ARCENEUX, E	BC	13	MESSAM, Jerome	Cgy	12
2015	GURLEY, Tori	Tor	10	ROGERS, Eric	Cgy	10
2014	TATE, Drew	Cgy	10	GRIGSBY, Nic	Ham	9
2013	CORNISH, Jon	Cgy	14	GREEN, S.J.	Mtl	13
2012	WILLIAMS, Chris	Ham	17	DRESSLER, Weston	Ssk	14
2011	CORNISH, Jon	Cgy	11	RICHARDSON, Jamel	Mtl	11
2010	CATES, Wes	Ssk	16	BRYANT, Romby	Cgy	15
2009	COBOURNE, Avon	Mtl	15	Two tied with .....		13
2008	RICHARDSON, Jamal	Mtl	16	CATES, Wes	Ssk	14
2007	SMITH, Joe	BC	19	ROBERTS, Charles	Wpg	16
2006	EDWARDS, Robert	Mtl	17	SIMON, Geroy	BC	15
2005	STEGALL, Milt	Wpg	17	WARREN, Antonio	BC	16
2004	SIMON, Geroy	BC	14	ROBERTS, Charles	Wpg	13
2003	CAHOON, Ben	Mtl	15	Two tied with .....		15
2002	STEGALL, Milt	Wpg	<b>23</b>	MILLINGTON, Sean	BC	16
2001	PRINGLE, Mike	Mtl	17	STEGALL, Milt	Wpg	14
2000	PRINGLE, Mike	Mtl	19	MITCHELL, Derrell	Tor	16
1999	WILLIAMS, Ronald	Ham	15	PRINGLE, Mike	Mtl	14
1998	ANDERSON, Kelvin	Cgy	16	WILLIAMS, Ronald	Ham	13
1997	DRUMMOND, Robert	Tor	18	MITCHELL, Derrell	Tor	17
1996	DRUMMOND, Robert	Tor	17	ANDERSON, Kelvin	Cgy	14
1995	PHILPOT, Cory	BC	22	SAUNDERS, Mike	SA	16
1994	PITTS, Allen	Cgy	21	STEWART, Tony	Cgy	19
1993	Three players tied with .....		15			
1992	SANDUSKY, Jim	Edm	15	VOLPE, Jon	BC	15
1991	MARSHALL, Blake	Edm	20	VOLPE, Jon	BC	20
1990	SMITH, Darrell K.	Tor	20	ELLIS, Craig	Edm	17
1989	CHAMPION, Tony	Ham	15	Two players tied with .....		14
1988	WILLIAMS, David	BC	18	WINFIELD, Earl	Ham	13
1987	FENERTY, Gill	Tor	15	Four players tied with .....		13
1986	JOHNSON, Bob	Ssk	13	MURPHY, James	Wpg	12
1985	ELLIS, Craig	Ssk	17	Two players tied with .....		15
1984	Three players tied with .....		18			
1983	WALKER, Alvin 'Skip'	Ott	12	Three players tied with .....		11
1982	WALKER, Alvin 'Skip'	Ott	18	SCOTT, Tom	Edm	13
1981	GERMANY, Jim	Edm	19	KEY, Larry	BC	19
1980	SCOTT, Tom	Edm	14	CRUMP, Richard	Ott	12
1979	SMITH, Waddell	Edm	14			
1978	SYKES, James	Cgy	15	GABRIEL, Tony	Ott	11
1977	Three players tied with .....		10			
1976	GREEN, Art	Ott	15	Two players tied with .....		14
1975	BURDEN, Willie	Cgy	15	GREEN, Art	Ott	14
1974	HARRIS, Lou	BC	12	RODGERS, Johnny	Mtl	11
1973	REED, George	Ssk	14	MUSSO, Johnny	BC	10
1972	HERRON, Mack	Wpg	16	REED, George	Ssk	13
1971	REED, George	Ssk	12	Two players tied with .....		9
1970	OLDHAM, Hugh	Ott	13	HARRISON, Herm	Cgy	12
1969	WASHINGTON, Vic	Ott	14	COFFEY, Tommy-Joe	Ham	12
1968	REED, George	Ssk	16	TUCKER, Whit	Ott	13
1967	EVANSHEN, Terry	Cgy	17	REED, George	Ssk	15
1966	CAMPBELL, Hugh	Ssk	17	NIELSEN, Ken	Wpg	11
1965	COLEMAN, Lovell	Cgy	12	REED, George	Ssk	12
1964	CAMPBELL, Hugh	Ssk	11	Two players tied with .....		11
1963	COLEMAN, Lovell	Cgy	15	Two players tied with .....		13
1962	DIXON, George	Mtl	15	FLEMING, Willie	BC	14
1961	BRIGHT, Johnny	Edm	11	MCDUGALL, Gerry	Ham	11
1960	FLEMING, Willie	BC	18	DIXON, George	Mtl	18
1959	PITTS, Ernie	Wpg	16	Two players tied with .....		11
1958	HILL, Jack	Ssk	16	Two players tied with .....		11
1957	JAMES, Gerry	Wpg	19	PARKER, Jackie	Edm	17
1956	ABBRUZZI, Pat	Mtl	20	MCNAMARA, Bob	Wpg	17
1955	ABBRUZZI, Pat	Mtl	19	CARPENTER, Ken	Ssk	18
1954	WEBSTER, Alex	Mtl	16	PARKER, Jackie	Edm	13
1953	Three players tied with .....		11			
1952	CASEY, Tom	Wpg	16	CURTIS, Ulysses	Tor	16
1951	ARMSTRONG, Neill	Wpg	11	CHAMBERS, Jim	Edm	11
1950	CURTIS, Ulysses	Ham	13	JONES, Edgar	Ham	13

**ALL-TIME INDIVIDUAL REGULAR SEASON LEADERS TO 2022**

**CFL-WIDE**

PUNT RETURN YARDS				PUNT RETURN AVERAGE		
YEAR	PLAYER	TM	YDS	PLAYER	TM	AVG
2022	GRANT, Janarion	Wpg	817	WOODS, Lawrence	Ham	13.0
2021	DEDMON, DeVonte	Ott	737	DEDMON, DeVonte	Ott	15.4
2019	WILLIAMS, Frankie	Ham	949	GRANT, Janarion	Wpg	14.4
2018	SPENCER, Diontae	Ott	849	JONES, Christian	Ssk	13.2
2017	FINCH, Roy	Cgy	1,200	FINCH, Roy	Cgy	16.4
2016	LOGAN, Stefan	Mtl	1,162	FOGG, Kevin	Wpg	14.2
2015	LOGAN, Stefan	Mtl	1,073	OWENS, Chad	Tor	12.6
2014	BANKS, Brandon	Ham	618	STOUDERMIRE, Troy	Wpg	12.5
2013	TAYLOR, Larry	Cgy	615	MILES, Jamal	Edm	10.8
2012	WILLIAMS, Chris	Ham	1,117	WILLIAMS, Chris	Ham	14.3
2011	OWENS, Chad	Tor	754	OWENS, Chad	Tor	11.1
2010	OWENS, Chad	Tor	1,060	OWENS, Chad	Tor	12.6
2009	TAYLOR, Larry	Mtl	788	JACKSON, Tristan	Edm	10.6
2008	JACKSON, Tristan	Edm	809	TAYLOR, Larry	Mtl	12.0
2007	SMART, Ian	BC	912	HOLMES, Corey	Ssk	11.7
2006	JOHNSON III, Albert	Wpg	810	HOWELL, Markus	Cgy	11.0
2005	TOMPKINS, Tony	Edm	931	HOLMES, Corey	Ssk	15.2
2004	STOKES, Keith	Wpg	949	ARMSTEAD, Jason	Ott	12.8
2003	LEVINGSTON, Bashir	Tor	811	LEVINGSTON, Bashir	Tor	13.5
2002	HOLMES, Corey	Ssk	1,023	HOLMES, Corey	Ssk	12.5
2001	ROBERTS, Charles	Wpg	782	DURDEN, Reggie	Mtl	11.6
2000	COLEMAN, Marvin	Cgy	946	GULIFORD, Eric	Ssk	12.5
1999	OCTOBER, Winston	Mtl	724	MAYFIELD, Curtis	Ssk	13.0
1998	BLOUNT, Eric	Wpg	1,051	BLOUNT, Eric	Wpg	13.5
1997	CLEMONS, Michael	Tor	1,070	SHIPMAN, Alfred	BC	12.8
1996	CUNNINGHAM, Jimmy	Tor	976	HARRIS, Rod	Ssk	14.5
1995	WRIGHT, Chris	BAL	1,236	WRIGHT, Chris	Bal	12.4
1994	HARRIS, Rod	SAC	869	SMITH, Les	Bal	11.4
1993	WILLIAMS, Henry	Edm	1,157	WILLIAMS, Henry	Edm	13.9
1992	WILLIAMS, Henry	Edm	1,124	WILLIAMS, Henry	Edm	12.2
1991	WILLIAMS, Henry	Edm	1,440	SMITH, Demetrius	Cgy	14.9
1990	CLEMONS, Michael	Tor	1,045	CRAWFORD, Derrick	Cgy	14.2
1989	HUNTER, Tony	Edm	1,181	THURMAN, Tyrone	Ott	13.3
1988	WILLIAMS, Henry	Edm	964	CRAWFORD, Larry	BC	11.7
1987	WILLIAMS, Henry	Edm	951	WILLIAMS, Henry	Edm	11.9
1986	ALLEN, Gary	Cgy	768	ALLEN, Gary	Cgy	12.6
1985	CLASH, Darnell	BC	1,148	ZENO, Daric	Ott	11.3
1984	CRAWFORD, Rufus	Ham	1,108	CRAWFORD, Rufus	Ham	11.1
1983	BENNETT, Paul	Wpg	890	FORD, Mariet	Ott	16.1
1982	BENNETT, Paul	Wpg	845	BENNETT, Paul	Wpg	9.9
1981	RHINO, Randy	Ott	918	RHINO, Randy	Ott	12.6
1980	BRIGHT, Leon	BC	790	BRIGHT, Leon	BC	16.8
1979	NELMS, Mike	Ott	1,155	HARRIS, Dickie	Mtl	11.9
1978	RHINO, Randy	Mtl	868	BRIGHT, Leon	BC	12.5
1977	BENNETT, Paul	Tor	965	BENNETT, Paul	Tor	12.9
1976	RODGERS, Johnny	Mtl	931	EDWARDS, Jimmy	Ham	13.0
1975	RODGERS, Johnny	Mtl	912	HIGHBAUGH, Larry	Edm	16.8
1974	ADAMS, Dickie	Ott	608	PATERSON, Gord	Wpg	7.4
1973	WALTER, Jim	Ssk	451	WALTER, Jim	Ssk	6.5
1972	SPROGIS, Elmer	Tor	458	MOLNAR, Steve	Ssk	7.5
1971	MOLNAR, Steve	Ssk	541	MOLNAR, Steve	Ssk	9.2
1970	SILYE, Jim	Cgy	729	DUPUIS, Dick	Edm	8.6
1969	SILYE, Jim	Cgy	566	DUPUIS, Dick	Edm	9.3
1968	LINTERMAN, Rudy	Cgy	668	DUPUIS, Dick	Edm	8.8
1967	LEARN, Ed	Tor	460	DUPUIS, Dick	Cgy	8.0
1966	WLASIUK, Gene	Ssk	486	FAIRHOLM, Larry	Mtl	6.3
1965	HENLEY, Garney	Ham	657	HENLEY, Garney	Ham	9.8
1964	PAGE, Ted	Mtl	428	HENLEY, Garney	Ham	7.6
1963	COPELAND, Jim	Ssk	352	GRANT, Tommy	Ham	7.5
1962	WLASIUK, Gene	Ssk	407	TUCKER, Whit	Ott	8.8
1961	JANZEN, Henry	Wpg	394	LEARN, Ed	Mtl	7.4
1960	WLASIUK, Gene	Ssk	322	WLASIUK, Gene	Ssk	6.9
1959	JANZEN, Henry	Wpg	499	WOOD, Duane	Ham	9.3
1958	HAGLER, Mike	Ssk	768	HAGLER, Mike	Ssk	12.0
1957	WEST, Davey	Tor	479	WEST, Davey	Tor	10.4
1956	PINHEY, Don	Ott	416	BROWN, Dick	Tor	8.6
1955	BROWN, Dick	Tor	614	FEDOSOFF, John	Ham	11.7
1954	FEDOSOFF, John	Tor	605	CHRISTIAN, Glen	Cgy	10.6
<b>West only 1950-1953:</b>						
1953	JOHNSON, Herb	Ssk	634	CHARLTON, Ken	Ssk	12.2
1952	JAMES, Gerry	Wpg	517	CASEY, Tom	Wpg	10.1
1951	CHARLTON, Ken	Ssk	388	WEST, Davey	Cgy	10.8

KICKOFF RETURN YARDS				KICKOFF RETURN AVG		
YEAR	PLAYER	TM	YDS	PLAYER	TM	AVG
2022	WILLIAMS, Terry	Ot-BC	1,526	PHILPOT, Jalen	Cgy	27.3
2021	DEDMON, DeVonte	Ott	1,223	DEDMON, DeVonte	Ott	25.0
2019	PURIFOY, Loucheiz	Ssk	1,201	WHITEHEAD, Lucky	Wpg	29.8
2018	RAINEY, Chris	BC	1,438	PURIFOY, Loucheiz	Ot-Sk	27.5
2017	RAINEY, Chris	BC	1,671	FINCH, Roy	Cgy	26.8
2016	RAINEY, Chris	BC	1,359	MCDUFFIE, Quincy	Wpg	27.7
2015	LOGAN, Stefan	Mtl	1,168	RAINEY, Chris	BC	28.2
2014	JACKSON, Tristan	Ssk	954	LAWRENCE, Kendial	Edm	29.0
2013	BROWN, Tim	BC	1,221	LAMAR, Lindsey	Ham	28.8
2012	OWENS, Chad	Tor	1,588	JONES, Onrea	Ham	29.2
2011	OWENS, Chad	Tor	1,750	OWENS, Chad	Tor	25.4
2010	OWENS, Chad	Tor	1,216	DAVIS, Yonus	BC	25.5
2009	JACKSON, Tristan	Edm	1,167	SUMMERS, Demetris	Cgy	24.7
2008	SMART, Ian	BC	1,805	REYNOLDS, Joffrey	Cgy	25.3
2007	SMART, Ian	BC	1,228	DORSEY, Dominique	Tor	23.9
2006	RUFFIN, J.R.	Cgy	1,461	RUFFIN, J.R.	Cgy	23.2
2005	LOCKETT, Aaron	BC	1,249	TOMPKINS, Tony	Edm	27.5
2004	STOKES, Keith	Wpg	1,112	BRADLEY, Mike	Edm	24.4
2003	OCTOBER, Winston	Edm	1,018	LEVINGSTON, Bashir	Tor	30.4
2002	FISHER, Steve	Ham	1,208	ADAMS, Raymonn	Cgy	33.8
2001	WARREN, Antonio	Cgy	1,501	WARREN, Antonio	Cgy	25.9
2000	JOHNSON III, Albert	Wpg	1,506	PRESTON, Rock	Cgy	25.6
1999	CUNNINGHAM, Jimmy	BC	1,032	TERRY, Ryan	Tor	27.1
1998	BLOUNT, Eric	Wpg	1,695	BLOUNT, Eric	Wpg	26.5
1997	COLEMAN, Marvin	Cgy	1,297	GRIER, Profail	Ssk	25.3
1996	WILHITE, Kenny	Ott	1,167	CLEMONS, Michael	Tor	26.8
1995	BAYSINGER, Freeman	Shr	1,023	WILHITE, Kenny	SA	24.9
1994	FLOYD, Lucius	Edm	845	BULLOCK, James	LV	30.1
1993	PHILPOT, Cory	BC	1,008	PHILPOT, Cory	BC	28.0
1992	ISMAIL, Rocket	Tor	1,139	ISMAIL, Rocket	Tor	26.5
1991	JACOX, Willis	Ssk	1,231	ISMAIL, Rocket	Tor	25.4
1990	DAWSEY, Stacey	Ott	1,307	CRAWFORD, Derrick	Cgy	31.9
1989	WALLACE, Darrell	BC	1,225	BROWN, Albert	Ssk	28.6
1988	LEE, Orville	Ott	940	WINFIELD, Earl	Ham	26.6
1987	HOPKINS, Ron	Cgy	1,098	BYRD, Melvin	BC	25.7
1986	TREFTLIN, Jeff	Mtl	984	JONES, Stephan	Edm	27.8
1985	JENNINGS, Keyvan	BC	720	FIELDS, Jitter	Ssk	28.2
1984	ELLIS, Craig	Ssk	1,040	ELLIS, Craig	Ssk	24.8
1983	HOLLIMON, Joe	Edm	765	PHASON, Vince	Mtl	33.4
1982	EDWARDS, Dwight	Ssk	869	FORD, Devon	BC	27.1
1981	FORD, Devon	BC	888	STAPLER, Steve	Ham	25.0
1980	COX, Martin	Ott	793	FORD, Devon	BC	33.7
1979	BRIGHT, Leon	BC	820	BRIGHT, Leon	BC	30.4
1978	PHASON, Vince	Wpg	796	KEY, Larry	BC	32.5
1977	WILLIAMS, Paul	Ssk	812	BRIGHT, Leon	BC	33.1
1976	LONG, Rocky	BC	979	HIGHBAUGH, Larry	Edm	40.1
1975	LONG, Rocky	BC	944	HIGHBAUGH, Larry	Edm	33.7
1974	SCOTT, Tom	Wpg	752	HIGHBAUGH, Larry	Edm	43.3
1973	HIGHBAUGH, Larry	Edm	873	HIGHBAUGH, Larry	Edm	39.7
1972	ELEY, Monroe	BC	1,033	PORTER, Lewis	Ham	34.1
1971	HERRON, Mack	Wpg	1,019	HERRON, Mack	Wpg	29.1
1970	MARCELIN, Al	Ott	659	MARCELIN, Al	Ott	31.4
1969	THOMPSON, Bobby	Ssk	600	THOMPSON, Bobby	Ssk	30.0
1968	RAIMEY, Dave	Wpg	930	WASHINGTON, Vic	Ott	32.8
1967	RAIMEY, Dave	Wpg	744	FORD, Al	Ssk	26.2
1966	WALTERS, Trent	Edm	557	WALTERS, Trent	Edm	29.3
1965	RAIMEY, Dave	Wpg	635	RAIMEY, Dave	Wpg	28.9
1964	LEWIS, Leo	Wpg	768	LEWIS, Leo	Wpg	32.0
1963	LEWIS, Leo	Wpg	796	WHITE, Ernie	Ott	35.0
1962	WYLIE, Harvey	Cgy	876	WYLIE, Harvey	Cgy	31.3
1961	WYLIE, Harvey	Cgy	622	WALDEN, Bobby	Edm	30.4
1960	WYLIE, Harvey	Cgy	670	WYLIE, Harvey	Cgy	33.5
1959	FLEMING, Willie	BC	545	WYLIE, Harvey	Cgy	28.3
1958	HAGLER, Mike	Ssk	744	LEWIS, Leo	Wpg	32.0
1957	LEWIS, Leo	Wpg	854	LEWIS, Leo	Wpg	32.8
1956	PATTERSON, Hal	Mtl	771	PINHEY, Don	Ott	28.6
1955	PINHEY, Don	Ott	632	LUNN, Harry	Ssk	32.8
1954	CARPENTER, Ken	Ssk	630	CARPENTER, Ken	Ssk	37.1
<b>West only 1951-1953:</b>						
1953	JOHNSON, John Henry	Cgy	578	JOHNSON, John Henry	Cgy	28.9
1952	THODOS, Pete	Cgy	816	MARUSKA, Mike	Ssk	30.5
1951	MCPHAIL, George	Wpg	454	WEST, Davey	Wpg	32.9

Note: 1. Complete yardage/attempt statistics not compiled by the IRFU until 1954. The WIFU combined all kick returns into a single statistical category in 1950.  
 2. Punt return average leader based on a minimum of 30 returns; Kickoff return average leader based on a minimum of 15 returns



**ALL-TIME INDIVIDUAL REGULAR SEASON LEADERS TO 2022**

**CFL-WIDE**

PUNTING (AVERAGE)				KICKOFF (AVERAGE)		
YEAR	PLAYER	TM	Avg	PLAYER	TM	Avg
2022	GRACE, Cody	Cgy	48.18	BEDE, Boris	Tor	68.7
2021	LEONE, Richie	BC	46.3	BEDE, Boris	Tor	67.4
2019	RYAN, Jon	Ssk	48.8	BEDE, Boris	Mtl	69.5
2018	LONG, Ty	BC	48.8	BEDE, Boris	Mtl	73.0
2017	LONG, Ty	BC	47.9	BEDE, Boris	Mtl	69.0
2016	LEONE, Richie	BC	49.3	MEDLOCK, Justin	Wpg	66.7
2015	LEONE, Richie	BC	49.5	BEDE, Boris	Mtl	65.2
2014	WATERS, Swayze	Tor	47.7	WATERS, Swayze	Tor	65.2
2013	MAVER, Rob	Cgy	45.7	SCHMITT, Ricky	Ssk	65.0
2012	WHYTE, Sean	Mtl	43.8	WATERS, Swayze	Tor	67.4
2011	DALES, Burke	Cgy	47.2	SHAW, Grant	Tor	62.2
2010	DALES, Burke	Cgy	45.5	BOEHAM, Jamie	Tor	67.9
2009	DALES, Burke	Cgy	46.0	DUVAL, Damon	Mtl	63.7
2008	SETTA, Nick	Ham	47.4	BOEHAM, Jamie	Ssk	64.6
2007	DUVAL, Damon	Mtl	47.0	DUVAL, Damon	Mtl	64.1
2006	PREFONTAINE, Noel	Tor	46.3	BOEHAM, Jamie	Ham	61.1
2005	RYAN, Jon	Wpg	50.6	DUVAL, Damon	Mtl	63.8
2004	PREFONTAINE, Noel	Tor	45.9	MCCALLUM, Paul	Ssk	59.0
2003	PREFONTAINE, Noel	Tor	46.9	TYNES, Lawrence	Ott	59.5
2002	PREFONTAINE, Noel	Tor	46.1	FLEMING, Sean	Edm	66.5
2001	BAKER, Terry	Mtl	46.0	MCCALLUM, Paul	Ssk	62.2
2000	PREFONTAINE, Noel	Tor	46.8	FLEMING, Sean	Edm	63.0
1999	PREFONTAINE, Noel	Tor	47.7	BAKER, Terry	Mtl	60.3
1998	MARTINO, Tony	Cgy	48.2	BAKER, Terry	Mtl	63.0
1997	VANDERJAGT, Mike	Tor	44.9	FLEMING, Sean	Edm	60.9
1996	OSBALDISTON, Paul	Ham	43.9	WESTWOOD, Troy	Wpg	62.5
1995	MILLER, Josh	BAL	47.7	FLEMING, Sean	Edm	59.1
1994	MILLER, Josh	BAL	42.9	MCCLOUGHLIN, Mark	Cgy	60.2
1993	BAKER, Terry	Ott	45.5	FLEMING, Sean	Edm	59.9
1992	ILESIC, Hank	Tor	45.0	ILESIC, Hank	Tor	59.9
1991	ILESIC, Hank	Tor	44.4	ILESIC, Hank	Tor	60.8
1990	MATICH, Brent	Cgy	43.1	OSBALDISTON, Paul	Ham	58.5
1989	MATICH, Brent	Cgy	42.5	MCCLOUGHLIN, Mark	Cgy	60.1
1988	ILESIC, Hank	Tor	44.0	ILESIC, Hank	Tor	60.0
1987	HARPER, Glenn	Cgy	42.8	CHOMYC, Lance	Tor	58.6
1986	ILESIC, Hank	Tor	48.5	ILESIC, Hank	Tor	66.1
1985	CLARK, Ken	Ott	47.0	ILESIC, Hank	Tor	60.1
1984	CLARK, Ken	Ott	46.8	ILESIC, Hank	Tor	66.7
1983	PASSAGLIA, Lui	BC	50.2	ILESIC, Hank	Tor	62.8
1982	CLARK, Ken	Ssk	47.3	CUTLER, Dave	Edm	62.2
1981	ANDRUSYSHYN, Zenon	Tor	47.2	RUOFF, Bernie	Ham	61.2
1980	ILESIC, Hank	Edm	45.6	PASSAGLIA, Lui	BC	61.4
1979	PASSAGLIA, Lui	BC	47.3	RUOFF, Bernie	Wpg	59.5
1978	ILESIC, Hank	Edm	47.3	PASSAGLIA, Lui	BC	61.0
1977	CLARK, Ken	Ham	46.8	PASSAGLIA, Lui	BC	60.4
1976	CLARK, Ken	Ham	47.0	RUOFF, Bernie	Wpg	62.9
1975	KUNYK, Gerald	Cgy	45.9	LINTERMAN, Rudy	Cgy	63.4
1974	ANDRUSYSHYN, Zenon	Tor	46.9	CUTLER, Dave	Edm	57.9
1973	ANDRUSYSHYN, Zenon	Tor	45.6	ANDRUSYSHYN, Zenon	Tor	56.3
1972	ANDRUSYSHYN, Zenon	Tor	45.0	CUTLER, Dave	Edm	58.3
1971	ZUGER, Joe	Ham	48.5	GERELA, Ted	BC	60.0
1970	MANN, Dave	Tor	44.8	CUTLER, Dave	Edm	60.4
1969	ZUGER, Joe	Ham	48.2	ROBINSON, Larry	Cgy	59.3
1968	ZUGER, Joe	Ham	48.4	ROBINSON, Larry	Cgy	61.9
1967	MANN, Dave	Tor	46.8	ROBINSON, Larry	Cgy	61.6
1966	ZUGER, Joe	Ham	44.0	ROBINSON, Larry	Cgy	60.4
1965	ZUGER, Joe	Ham	44.7	MITCHELL, Bill	Edm	62.1
1964	BERRETTA, Gino	Mtl	42.4	MITCHELL, Bill	Edm	61.6
1963	FABI, Martin	Ssk	44.0	RACINE, Moe	Ott	54.9
1962	BURKET, Ferdie	Ssk	45.3	OLIVER, Bobby Jack	Mtl	58.1
1961	MANN, Dave	Tor	48.0	SUTHERIN, Don	Ham	58.9
1960	SHEPARD, Charlie	Wpg	44.8	GILCHRIST, Cookie	Tor	59.3
1959	FRASER, Cam	Ham	45.1	JAMES, Gerry	Wpg	56.5
1958	FRASER, Cam	Ham	45.6	BAKHHTIAR, Jim	Cgy	57.1
1957	FRASER, Cam	Ham	46.0	MOBRA, Joe	Edm	54.2
1956	FRASER, Cam	Ham	46.0	POLLARD, Al	BC	56.5
1955	FRASER, Cam	Ham	47.4	DEAN, Bob	Edm	51.8
1954	ISBELL, Larry	Ssk	46.3	MINER, Tom	Cgy	53.7
<b>West only 1950-1953:</b>						
1953	PANTAGES, Rod	Edm	44.5	KORCHAK, Bud	Wpg	52.1
1952	AVINGER, Butch	Ssk	44.7	KORCHAK, Bud	Wpg	52.4
1951	DOBBS, Glenn	Ssk	44.2			
1950	SPAITH, Keith	Cgy	41.5			

FIELD GOAL % MADE							
YEAR	PLAYER	TM	FGA	FG	Pct	LG	S
2022	WHYTE, Sean	BC	39	36	92.3	50	0
2021	PAREDES, Rene	Cgy	48	44	91.7	52	0
2019	CASTILLO, Sergio	BC	45	41	91.1	52	1
2018	WARD, Lewis	Ott	52	51	98.1	52	0
2017	PAREDES, Rene	Cgy	58	53	91.4	48	2
2016	WHYTE, Sean	Edm	48	45	93.8	52	0
2015	WHYTE, Sean	Edm	26	24	92.3	53	0
2014	MCCALLUM, Paul	BC	42	38	90.5	49	3
2013	PAREDES, Rene	Cgy	57	54	94.7	52	2
2012	PAREDES, Rene	Cgy	43	40	93.0	46	0
2011	MCCALLUM, Paul	BC	53	50	94.3	53	0
2010	MCCALLUM, Paul	BC	52	46	88.5	50	1
2009	MCCALLUM, Paul	BC	17	15	88.2	47	1
2008	CONGI, Luca	Ssk	44	38	86.4	55	2
2007	SETTA, Nick	Ham	53	45	84.9	53	3
2006	DUVAL, Damon	Mtl	59	51	86.4	50	5
2005	DEANGELIS, Sandro	Cgy	52	40	76.9	56	4
2004	GREATHOUSE, Clinton	Cgy	17	14	82.4	51	2
2003	MCCALLUM, Paul	Ssk	48	41	85.4	57	2
2002	PREFONTAINE, Noel	Tor	32	27	84.4	51	2
2001	OSBALDISTON, Paul	Ham	58	47	81.0	50	3
2000	PASSAGLIA, Lui	BC	44	40	90.9	49	2
1999	MCCALLUM, Paul	Ssk	27	22	81.5	58	3
1998	FLEMING, Sean	Edm	40	34	85.0	51	3
1997	PASSAGLIA, Lui	BC	45	35	77.8	50	3
1996	FLEMING, Sean	Edm	39	32	82.1	51	3
1995	NITTMO, Bjorn	SHR	53	46	86.8	56	4
1994	MCCLOUGHLIN, Mark	Cgy	44	37	84.1	52	7
1993	RIDGWAY, Dave	Ssk	53	48	90.6	50	1
1992	RIDGWAY, Dave	Ssk	47	36	76.6	47	7
1991	RIDGWAY, Dave	Ssk	61	52	85.2	52	3
1990	OSBALDISTON, Paul	Ham	62	52	83.9	57	8
1989	RIDGWAY, Dave	Ssk	68	54	79.4	53	5
1988	RIDGWAY, Dave	Ssk	66	55	83.3	53	5
1987	RIDGWAY, Dave	Ssk	57	49	86.0	60	4
1986	DORSEY, Dean	Ott	42	33	78.6	52	7
1985	DORSEY, Dean	Ott	38	28	73.7	55	8
1984	DORSEY, Dean	Ott	31	26	83.9	51	4
1983	KENNERD, Trevor	Wpg	50	40	80.0	51	8
1982	ORGAN, Gerry	Ott	33	28	84.8	51	2
1981	HAY, J.T.	Cgy	48	36	75.0	53	8
1980	HAY, J.T.	Cgy	28	22	78.6	53	5
1979	RUOFF, Bernie	Wpg	52	39	75.0	52	8
1978	SWEET, Don	Mtl	35	30	85.7	46	2
1977	JAMBROSIC, Nick	Ham	30	23	76.7	45	6
1976	SWEET, Don	Mtl	50	38	76.0	47	4
1975	SWEET, Don	Mtl	38	25	65.8	47	7
1974	SUNTER, Ian	Ham	53	35	66.0	48	8
1973	SWEET, Don	Mtl	29	19	65.5	45	1
1972	JONAS, Don	Wpg	21	14	66.7	42	4
1971	ORGAN, Gerry	Ott	26	17	65.4	37	4
1970	ABENDSCHAN, Jack	Ssk	38	24	63.2	47	8
1969	ABENDSCHAN, Jack	Ssk	42	21	50.0	48	11
1968	COFFEY, Tommy Joe	Ham	33	18	54.5	46	10
1967	COFFEY, Tommy Joe	Ham	27	18	66.7	42	3
1966	WINTON, Norm	Wpg	20	11	55.0	42	5
1965	COFFEY (Edm): ABENDSCHAN (Ssk)		19	11	57.9		
1964	KEMPF, Peter	BC	25	15	60.0	39	4
1963	MITCHELL, Bill	Edm	16	12	75.0	38	3
1962	ROBINSON, Larry	Cgy	13	8	61.5	32	2
1961	PARKER, Jackie	Edm	21	14	66.7	32	4
1960	JAMES, Gerry	Wpg	10	6	60.0	29	4
1959	PARKER, Jackie	Edm	15	12	80.0	36	0
1958	VAN PELT, Jim	Wpg	13	8	61.5	40	3
1957	JAMES, Gerry	Wpg	6	4	66.7	19	1
1956	WHITEHOUSE, Reg	Ssk	17	13	76.5	28	0
1955	AGUIRRE, Joe	Ssk	23	14	60.9	37	2
1954	AGUIRRE, Joe	Ssk	30	19	63.3	41	3
1953	KORCHAK, Bud	Wpg	19	9	47.4	44	5
1952	KORCHAK, Bud	Wpg	6	4	66.7	31	2
1951	ETTINGER, Red	Ssk	11	4	36.4	NA	1
1950	GRAHAM, Vern	Cgy	9	5	55.6	NA	0

Note: 1. Punting leaders based on min. 90 atts; Kickoff leaders on 40 atts.

2. Kickoff data not available until 1952 in the WIFU.

**ALL-TIME INDIVIDUAL REGULAR SEASON LEADERS TO 2022**

**CFL-WIDE**

INTERCEPTIONS			QB SACKS			
YEAR	PLAYER	TM	INT	PLAYER	TM	QS
2022	PETERS, Jamal	Tor	6	MAULDIN IV, Lorenzo	Ott	17
2021	T.WASHINGTON, C.BROOKS		5	LEONARD, A.C.	Ssk	11
2019	ROSE, Winston	Wpg	9	HUGHES, Charleston	Ssk	16
2018	5 players tied with ...		5	HUGHES, Charleston	Ssk	15
2017	GAINNEY, Ed	Ssk	10	HUGHES, Charleston	Cgy	11
2016	M.LEGGETT, T.J. HEATH		7	HUGHES, Charleston	Cgy	16
2015	ADAMS, PHILLIPS, KANNEH		6	BOWMAN, John	Mtl	19
2014	J.WALL, D.MCCOIL		6	CHICK, John	Ssk	15
2013	TISDALE, Geoff	Mtl	7	HUGHES, Charleston	Cgy	18
2012	BURNETT, Joe	Edm	6	WILLIAMS, Keron	BC	12
2011	JOHNSON, Jovon	Wpg	8	J.HICKMAN & O.WILLIS		13
2010	PATRICK, James	Ssk	9	HUNT, Phillip	Wpg	16
2009	MILES, Barron	BC	8	J.BOWMAN, R.FOLEY		12
2008	B.MILES, C.THOMPSON		9	WAKE, Cameron	BC	23
2007	PHILLIPS, Ryan	BC	12	WAKE, Cameron	BC	16
2006	MILES, Barron	BC	10	JOHNSON, Brent	BC	16
2005	BANKS, Korey	Ott	10	JOHNSON, Brent	BC	16
2004	FRANK, Malcolm	Edm	7	CHEATWOOD, Tim	Ham	14
2003	SMITH, Adrion	Tor	8	ENGLAND, Eric	Tor	14
2002	R.HITCHCOCK, C.IVORY		8	PAYTON, Elfrid	Edm	16
2001	HITCHCOCK, BOLDEN, SHAW		6	MONTFORD, Joe	Ham	19
2000	SANCHEZ, Davis	Mtl	9	MONTFORD, Joe	Ham	20
1999	VAUGHN, Gerald	Ham	9	MONTFORD, Joe	Ham	26
1998	MUHAMMAD, Steve	BC	10	MONTFORD, Joe	Ham	21
1997	O.STEINAUER, K.REED		7	PAYTON, Elfrid	Mtl	14
1996	JORDAN, Alfred	Cgy	8	A.SNIPES, B.CARTER		15
1995	CARTER, Eric	Ham	10	COFIELD, Tim	Mem	24
1994	BROWNE, Less	BC	11	JOHNSON, Will	Cgy	17
1993	FRANCIS, Andre	BC	8	PAYTON, Elfrid	Wpg	22
1992	BROWNE, Less	Ott	11	SNIPES, Angelo	Ott	20
1991	BROWNE, Less	Wpg	10	JOHNSON, Will	Cgy	15
1990	BROWNE, Less	Wpg	14	HILL, Stewart	Edm	17
1989	HILL, Rod	Wpg	12	J.CURRY, B.JURASIN		16
1988	C.MAJOR, T.WILSON		10	COVINGTON, Grover	Ham	25
1987	BENNETT, Roy	Wpg	13	STUMON, Gregg	BC	23
1986	IRVIN, Terry	Mtl	12	PARKER, James	BC	22
1985	BENNETT, Paul	Ham	12	M.WALKER, B.WILLIAMS		21
1984	BESS, Gerald	Ham	12	PARKER, James	BC	26.5
1983	CRAWFORD, Larry	BC	12	GOLDSMITH, Vince	Ssk	20.0
1982	HOLLIMON, Joe	Edm	9	PARKER, James	Edm	17.5
1981	CRAWFORD, Larry	BC	8	PARKER, James	Edm	18.5
1980	JONES, Ed	Edm	10			
	MCEACHERN, Ken	Ssk	10			
1979	HIGHBAUGH, Larry	Edm	10			
	NELMS, Mike	Ott	10			
1978	HOLLIMON, Joe	Edm	8			
1977	PERRY, Vernon	Mtl	9			
1976	Four players tied with		7			
1975	ROBERSON, Vernon	Cgy	10			
1974	MARCELIN, Al	Ott	8			
1973	MARCELIN, Al	Ott	13			
1972	BRENNER, Al	Ham	15			
1971	BRENNER, Al	Ham	9			
1970	WYDARENY, John	Edm	11			
1969	WYDARENY, John	Edm	11			
1968	KOSID, Bob	Ssk	8			
1967	O'BILLOVICH, Bob	Ott	7			
1966	POIRIER, Joe	Ott	9			
1965	WAYTE, Billy	Ham	9			
1964	MUNSEY, Bill	BC	9			
1963	WEST, Dale	Ssk	10			
1962	SUTHERIN, Don	Ham	8			
1961	SUTHERIN, Don	Ham	11			
1960	ROUNTREE, Jim	Tor	10			
1959	PLOEN, Ken	Wpg	10			
	WYLIE, Harvey	Cgy	10			
1958	MILES, Rollie	Edm	10			
1957	G.BRANCATO, R.GOLDSTON		7			
1956	T.BURTON, R.TRUANT		8			
1955	ANDREWS, Rupe	Edm	8			
1954	MCFARLANE, Bill	Tor	10			

**NOTES:**  
 1. QB Sacks first published by individual player in 1981.  
 2. Half Sacks awarded 1981-1984

DEFENSIVE TACKLES				SPEC. TEAM TACKLES		
YEAR	PLAYER	TM	DT	PLAYER	TM	STT
2022	SANKEY, Darnell	Ssk	120	FRANCIS, Kevin	BC	22
2021	SANKEY, Darnell	Cgy	97	MILLER, Mike	Wpg	25
2019	LAWRENCE, Simoni	Ham	98	BELTRE, Frank	Tor	27
2018	SINGLETON, Alex	Cgy	123	MCMANIS, Wynton	Cgy	25
2017	ELIMIMIAN, Solomon	BC	144	JOHNSON, Keelan	Ott	29
2016	ELIMIMIAN, Solomon	BC	129	MILLER, Mike	Edm	27
2015	BIGHILL, Adam	BC	121	LOKOMBO, Boseko	BC	24
2014	ELIMIMIAN, Solomon	BC	143	LACEY, Deon	Edm	29
2013	COX, Chip	Mtl	115	BESWICK, Marc	Ham	24
2012	SHERRITT, J.C.	Edm	130	HEBERT, Kyries	Wpg	28
2011	FREEMAN, Jerrell	Ssk	105	BESWICK, Marc	Ham	27
2010	SIMPSON, Barrin	Ssk	105	CRAWFORD, Bryan	Tor	27
2009	JOHNSON, Jamall	Ham	108	BARKER, Dylan	Ham	37
2008	MORENO, Zeke	Wpg	97	ARAKGI, Jason	BC	32
2007	MORENO, Zeke	Ham	114	SPENCER, Walter	Mtl	30
2006	SIMPSON, Barrin	Wpg	110	GALLANT, Sean	Wpg	25
2005	WHITE, George	Ssk	116	W.SPENCER, K.HEBERT		29
2004	EIBEN, Kevin	Tor	110	MARIUZ, Ray	Tor	28
2003	SIMPSON, Barrin	BC	92	EIBEN, Kevin	Tor	33
2002	SIMPSON, STEINAUER	BC	92	AYANBADEJO, Brend'n	BC	27
2001	SIMPSON, Barrin	BC	115	A.HENRY, M.MAURER		35
2000	WHITE, George	Ssk	105	HENRY, Aldi	Cgy	26
1999	TIGGLE, Calvin	Ham	106	MILLER, Wade	Wpg	37
1998	PLESS, Willie	Edm	117	CHARLES, Hency	Mtl	31
1997	PLESS, Willie	Edm	116	MILLER, Wade	Wpg	35
1996	WILLIAMS, K.D.	Wpg	112	BIGGS, Raymond	Cgy	31
1995	PLESS, Willie	Edm	100	GANS, Donovan	Bir	35
1994	TIGGLE, Calvin	Tor	121	ROGERS, Brendan	Wpg	34
1993	BERNARD, Ray	Ssk	92	ROGERS, Brendan	Wpg	31
1992	PLESS, Willie	Edm	110	BERNARD, Ray	Ssk	32
1991	FORD, Darryl	Tor	113	SAPUNJIS, Dave	Cgy	33
1990	HOLMES, Bruce	Ott	127			
1989	LANDRY, Doug	Cgy	122			
1988	BASS, Danny	Edm	116			
1987	ALBRIGHT, David	Ssk	118			

**NOTE:** Published Special Teams Tackles data became available in 1991.

PASS KNOCKDOWNS				FORCED FUMBLES		
YEAR	PLAYER	TM	PKD	PLAYER	TM	FF
2022	MOXEY, Jonathan	Cgy	13	P.ROBERTSON, S.LEMON		5
2021	ROLLE, Jumal	Ham	11	JEFFCOAT, Jackson	Wpg	4
2019	JEFFERSON, Willie	Wpg	16	JEFFERSON, Willie	Wpg	6
2018	LEE, T.J.	BC	15	A.BIGHILL, J.ROSE		4
2017	R.LEONARD, J.JOHNSON		13	BUTLER, Victor	Tor	4
2016	WALL, Jamar	Cgy	17	SHERRITT, J.C.	Edm	6
2015	DAVIS, Emmanuel	Ham	12	A.KANNEH, D.LACEY		4
2014	Three players tied with		9	LEMON, Shawn	Cgy	8
2013	TISDALE, Geoff	Mtl	11	HALL, Alex	Ssk	5
	WATKINS, Patrick	Tor	11	BRACKENRIDGE, Tyron	Ssk	5
2012	BANKS, Korey	BC	10	HUGHES, Charleston	Cgy	5
	SEARS, Johnny	Wpg	10	MUAMBA, Henoc	Wpg	5
2011	W.BROWN, J.HEFNEY		11	PILE, Willie	Tor	6
2010	PARKER, Billy	Mtl	13	Seven players tied with		4
2009	TISDALE, Geoff	Ham	12	C.COX, J.BOWMAN	Mtl	5
2008	JAMES, Shannon	Cgy	13	WAKE, Cameron	BC	5
2007	JOHNSON, James	Ssk	12	Two players tied with		4
2006	PERRY, Fred	Ssk	10	CLARK, Brian	Cgy	6
2005	BUSH, Davin	Ssk	13	Three players tied with		4
2004	HALL, Santino	Ssk	14	BUTLER, Duane	Mtl	6
2003	BUSH, Davin	Ssk	12	BRADY, Donny	Edm	7
2002	CARTER, Eric	BC	12	GRACE, John	Ott	8
2001	SMITH, Adrion	Tor	15	PEOPLES, Shonte'	Ssk	6
2000	A.PRIOR, R.BALL		14	MONTFORD, Joe	Ham	8
1999	HAMPTON, William	Cgy	12			
1998	DAVIS, Eddie	Cgy	14			
1997	SMITH, Irvin	Mtl	14			
1996	SMITH, Adrion	Tor	18			
1995	JORDAN, Alfred	Cgy	14			
1994	FRANK, Malcolm	Sac	18			



**CFL 1000-YARD SEASONS**

**RECEIVING: 1950 to 2022**

Year	1950-69 (36)	Tm	Yds	Year	1980-89 (93)	Tm	Yds	Year	1980-89 (93)	Tm	Yds	Year	1990-99 (120)	Tm	Yds	
1950	BAILEY, Morris	Edm	1,060	1981	SMITH, Waddell	Edm	1,077	1989	ELLIS, Craig	Edm	1,264	1995	WINFIELD, Earl	Ham	1,496	
1951	ARMSTRONG, Neill	Wpg	1,024		JOHNSON, Billy	Mtl	1,060		RICHARDS, Tom	Edm	1,239		PITTS, Allen	Cgy	1,492	
1952	SHAW, Bob	Cgy	1,094		HOLLAND, John	Cgy	1,017		MURPHY, James	Wpg	1,150		HORN, Joe	Mem	1,415	
	SALATA, Paul	Cgy	1,088		GABRIEL, Tony	Ott	1,006		STREATER, Eric	BC	1,091		MASOTTI, Paul	Tor	1,336	
1954	PFEIFER, Al	Tor	1,142	1982	WALTERS, Joey	Ssk	1,692						NARCISSE, Don	Ssk	1,288	
	O'QUINN, Red	Mtl	1,024		SCOTT, Tom	Edm	1,518						BAKER, Shalon	Edm	1,156	
1955	PFEIFER, Al	Tor	1,342		GREER, Terry	Tor	1,466		Year	1990-99 (120)	Tm	Yds		ARMSTRONG, Chris	Bal	1,111
	O'QUINN, Red	Mtl	1,097		BAKER, Keith	Ham	1,282		1990	SMITH, Darrell K.	Tor	1,826		PHILLIPS, Jason	Bir	1,101
	ROBERTS, Willis	Cgy	1,091		DIPIETRO, Rocky	Ham	1,160			ELGAARD, Ray	Ssk	1,494		TURNER, Odessa	Ott	1,054
1956	PATTERSON, Hal	Mtl	1,914		ARMSTEAD, Willie	Cgy	1,081			JONES, Stephen	Ott	1,182		MAZZOLI, Nick	Edm	1,044
	SIMPSON, Bob	Ott	1,030		ARAKGI, Nick	Mtl	1,062			PITTS, Allen	Cgy	1,172		VAUGHN, Terry	Cgy	1,031
1957	O'QUINN, Red	Mtl	1,006		DEFRANCE, Chris	Ssk	1,062			NARCISSE, Don	Ssk	1,129		WILCOX, Gerald	Wpg	1,024
1958	HILL, Jack	Ssk	1,065		FERNANDEZ, Mervyn	BC	1,046			ALEXANDER, Ray	BC	1,120	1996	CODY, MacIin	Ham	1,426
1959	PITTS, Ernie	Wpg	1,126		HOUSE, Rick	Wpg	1,020			CRAWFORD, Derrick	Cgy	1,096		FLUTIE, Darren	Edm	1,362
	SMITH, Joe-Bob	Edm	1,108	1983	GREER, Terry	Tor	2,003			WINFIELD, Earl	Ham	1,054		BROWN, Eddie	Edm	1,325
1960	MANN, Dave	Tor	1,380		KELLY, Brian	Edm	1,812			BOYD, Jeff	Tor	1,053		PITTS, Allen	Cgy	1,309
	PATTERSON, Hal	Mtl	1,121		ROBINSON, Ron	Sk/Ml	1,379			CHRISTENSEN, Jay	BC	1,036		CLEMONS, Mike	Tor	1,268
1963	COFFEY, Tommy-Joe	Edm	1,104		FERNANDEZ, Mervyn	BC	1,284			WILLIS, Larry	B/Ed	1,030		GORDON, Joseph	Ott	1,253
	TAYLOR, Bobby	Cgy	1,057		SCOTT, Tom	Edm	1,234		1991	PITTS, Allen	Cgy	1,764		CLIMIE, Jock	Mtl	1,206
1964	COFFEY, Tommy-Joe	Edm	1,142		TOLBERT, Emm'l	Tor	1,225			ALEXANDER, Ray	BC	1,605		VAUGHN, Terry	Cgy	1,161
	GRANT, Tommy	Ham	1,029		DEFRANCE, Chris	Ssk	1,165			CLARK, Matt	BC	1,530		SAPUNJIS, Dave	Cgy	1,075
	CAMPBELL, Hugh	Ssk	1,000		MURPHY, James	Wpg	1,126			SMITH, Darrell K.	Tor	1,399		GORDON, Robert	Ott	1,049
1965	CAMPBELL, Hugh	Ssk	1,329	1984	FERNANDEZ, Mervyn	BC	1,486			ISMAIL, Raghib	Tor	1,300		MASOTTI, Paul	Tor	1,023
	COFFEY, Tommy-Joe	Edm	1,286		KELLY, Brian	Edm	1,310			FAIRHOLM, Jeff	Ssk	1,239		TREVATHAN, Mike	BC	1,006
1966	EVANSHEN, Terry	Cgy	1,200		MURPHY, James	Wpg	1,220			WILLIAMS, David	Ed/T	1,149	1997	STEGALL, Milt	Wpg	1,616
	CAMPBELL, Hugh	Ssk	1,109		GREER, Terry	Tor	1,189			ELLIS, Craig	Edm	1,133		MITCHELL, Derrell	Tor	1,457
1967	EVANSHEN, Terry	Cgy	1,662		BOYD, Jeff	Wpg	1,106			ELGAARD, Ray	Ssk	1,069		ARMSTRONG, Chris	Mtl	1,411
	TUCKER, Whit	Ott	1,171		ARAKGI, Nick	Mtl	1,078			SANDUSKY, Jim	Edm	1,063		JACKSON, Alfred	BC	1,322
	NIELSEN, Ken	Wpg	1,121		DIPIETRO, Rocky	Ham	1,063			NARCISSE, Don	Ssk	1,043		FLUTIE, Darren	Edm	1,313
1968	HARRISON, Herm	Cgy	1,306		ROBINSON, Ron	Ml/BC	1,016		1992	PITTS, Allen	Cgy	1,591		CLIMIE, Jock	Mtl	1,214
	NIELSEN, Ken	Wpg	1,031	1985	FERNANDEZ, Mervyn	BC	1,727			ELGAARD, Ray	Ssk	1,444		DANIELSEN, Vince	Cgy	1,174
	EVANSHEN, Terry	Cgy	1,002		BOYD, Jeff	Wpg	1,372			JONES, Stephen	Ott	1,400		CLEMONS, Mike	Tor	1,085
1969	ADKINS, Margene	Ott	1,402		GREER, Terry	Tor	1,323			FAIRHOLM, Jeff	Ssk	1,344		GORDON, Robert	Edm	1,073
	TAYLOR, Bobby	Tor	1,183		POPLAWSKI, Joe	Wpg	1,271			FLUTIE, Darren	BC	1,336		VAUGHN, Terry	Cgy	1,020
	COFFEY, Tommy-Joe	Edm	1,110		ELGAARD, Ray	Ssk	1,193			SAPUNJIS, Dave	Cgy	1,317		MASOTTI, Paul	Tor	1,011
	HARRISON, Herm	Cgy	1,043		TOLBERT, Emm'l	Cgy	1,124			SANDUSKY, Jim	Edm	1,243	1998	MITCHELL, Derrell	Tor	2,000
					SANDUSKY, Jim	BC	1,073			THOMPSON, Larry	Wpg	1,192		FLUTIE, Darren	Ham	1,386
					KELLY, Brian	Edm	1,034			EVRAIRE, Ken	Ham	1,081		PITTS, Allen	Cgy	1,372
					MURPHY, James	Wpg	1,746			BLAND, Carl	Cgy	1,052		NARCISSE, Don	Ssk	1,215
				1986	ALEXANDER, Ray	Cgy	1,590			NARCISSE, Don	Ssk	1,034		ARMSTRONG, Chris	Mtl	1,162
					HOOD, James	Mtl	1,411			ELLIS, Craig	Edm	1,018		BLAIR, Don	Edm	1,091
					TUTTLE, Perry	Wpg	1,373			TREVATHAN, Mike	BC	1,004		MORREALE, Mike	Ham	1,076
					TOLBERT, Emm'l	Cgy	1,286		1993	SAPUNJIS, Dave	Cgy	1,484		WILLIAMS, Nigel	Tor	1,070
					CHAMPION, Tony	Ham	1,216			ELGAARD, Ray	Ssk	1,393		VAUGHN, Terry	Cgy	1,045
					LEWIS, Marc	Ott	1,197			FAIRHOLM, Jeff	Ssk	1,391		DANIELSEN, Vince	Cgy	1,039
					WOODS, Chris	Tor	1,163			HARRIS, Rod	Sac	1,379	1999	PITTS, Allen	Cgy	1,449
					DIPIETRO, Rocky	Ham	1,087			BROWN, Eddie	Edm	1,378		MOORE, Travis	Cgy	1,198
					POPLAWSKI, Joe	Wpg	1,075			WILCOX, Gerald	Wpg	1,340		STEGALL, Milt	Wpg	1,193
					ELGAARD, Ray	Ssk	1,003			ALEXANDER, Ray	BC	1,300		FLUTIE, Darren	Ham	1,155
				1987	KELLY, Brian	Edm	1,626			CLIMIE, Jock	Ott	1,281		VAUGHN, Terry	Edm	1,057
					STAPLER, Steve	Ham	1,516			JONES, Stephen	Ott	1,279				
					WILLIS, Larry	Cgy	1,477			NARCISSE, Don	Ssk	1,171	Year	2000-09 (115)	Tm	Yds
					SANDUSKY, Jim	BC	1,437			WILLIAMS, David	Wpg	1,144	2000	MARSH, Curtis	Ssk	1,560
					SMITH, Darrell K.	Tor	1,392			MOORE, Will	Cgy	1,083		STEGALL, Milt	Wpg	1,499
					TUTTLE, Perry	Wpg	1,310			WINFIELD, Earl	Ham	1,076		MOORE, Travis	Cgy	1,431
					LEWIS, Marc	Ott	1,195			DIXON, Titus	Sac	1,074		MITCHELL, Derrell	Tor	1,398
					JONES, Stephen	Edm	1,147			FLUTIE, Darren	BC	1,068		GORDON, Robert	Wpg	1,395
					MURPHY, James	Wpg	1,130			ALPHIN, Gerald	Wpg	1,052		VAUGHN, Terry	Edm	1,216
					BOYD, Jeff	Wpg	1,039			HAZARD, Manny	Tor	1,033		AMERSON, Archie	Ham	1,198
					ALPHIN, Gerald	Ott	1,029			CRAWFORD, Derrick	Cgy	1,007		FLUTIE, Darren	Ham	1,120
					TOLBERT, Emm'l	Cgy	1,014		1994	PITTS, Allen	Cgy	2,036		JACKSON, Alfred	BC	1,119
					WILLIAMS, David	BC	1,468			FLUTIE, Darren	BC	1,731		BOERIGTER, Marc	Cgy	1,092
					MURPHY, James	Wpg	1,409			WILCOX, Gerald	Wpg	1,624		GULIFORD, Eric	Ssk	1,084
					TOLBERT, Emm'l	Cgy	1,328			ARMSTRONG, Chris	Bal	1,586		PITTS, Allen	Cgy	1,045
					WILLIS, Larry	Cgy	1,328			HARRIS, Rod	Sac	1,280		CAHOON, Ben	Mtl	1,022
					ALPHIN, Gerald	Ott	1,307			MASOTTI, Paul	Tor	1,280		CLIMIE, Jock	Mtl	1,002
					SMITH, Darrell K.	Tor	1,306			ALEXANDER, Ray	BC	1,234	2001	VAUGHN, Terry	Edm	1,497
					ELGAARD, Ray	Ssk	1,290			WINFIELD, Earl	Ham	1,211		HERVEY, Ed	Edm	1,447
					WINFIELD, Earl	Ham	1,213			MAYFIELD, Curtis	LV	1,202		MITCHELL, Derrell	Tor	1,376
					BOYD, Jeff	Tor	1,159			BROWN, Eddie	Edm	1,126		MOORE, Travis	Cgy	1,298
					SANDUSKY, Jim	Edm	1,089			ELGAARD, Ray	Ssk	1,100		STEGALL, Milt	Wpg	1,214
				1989	CHAMPION, Tony	Ham	1,656			TREVATHAN, Mike	BC	1,069		FLUTIE, Darren	Ham	1,206
					ALPHIN, Gerald	Ott	1,471			NARCISSE, Don	Ssk	1,004		ALFORD, Ted	Tor	1,172
					WILLIS, Larry	Cgy	1,451			GORDON, Robert	Tor	1,002		GRIGG, Andrew	Ham	1,150
					WILLIAMS, David	BC	1,446		1995	SAPUNJIS, Dave	Cgy	1,655	2002	STEGALL, Milt	Wpg	1,896
					NARCISSE, Don	Ssk	1,419			GRANT, Marcus	Bir	1,559		VAUGHN, Terry	Edm	1,291



**CFL 1000-YARD SEASONS**

**RECEIVING: 1950 to 2022**

Year	2000-09 (115)	Tm	Yds	Year	2000-09 (115)	Tm	Yds	Year	2010-18 (91)	Tm	Yds	Year	100+ Receptions	Tm	Rec
2002	MOORE, Travis	Cgy	1,108	2008	WATKINS, Kerry	Mtl	1,178	2016	JACKSON, Ernest	Ott	1,225	1981	GOODLOW, Eugene	Wpg	100
	ARMSTRONG, Derick	Ssk	1,104		DRESSLER, Weston	Ssk	1,128		LEWIS, Nik	Mtl	1,136	1982	WALTERS, Joey	Ssk	102
	CAHOON, Ben	Mtl	1,060		LEWIS, Nik	Cgy	1,109		ROOSEVELT, Namaan	Ssk	1,095	1983	GREER, Terry	Tor	113
	MITCHELL, Derrell	Tor	1,027		RODRIGUEZ, Prechae	Ham	1,099		MCDANIEL, Marquay	Cgy	1,074	1983	KELLY, Brian	Edm	104
2003	COPELAND, Jerem'n	Mtl	1,757		EDWARDS, Terrence	Wpg	1,010		FANTUZ, Andy	Ham	1,059	1985	ELLIS, Craig	Ssk	102
	SIMON, Geroy	BC	1,687		ARMSTRONG, Derick	Wpg	1,010		TOLIVER, Terrence	Ham	1,036	1986	MURPHY, James	Wpg	116
	CAHOON, Ben	Mtl	1,561	2009	STAMPS, Fred	Edm	1,402		SINOPOLI, Brad	Ott	1,036	1990	ELLIS, Craig	Edm	106
	VAUGHN, Terry	Edm	1,558		WATKINS, Kerry	Mtl	1,243		SHAW, Kenny	Tor	1,004	1991	PITTS, Allen	Cgy	118
	STEGALL, Milt	Wpg	1,144		BRUCE III, Arland	Ham	1,242		DRESSLER, Weston	Wpg	1,003	1991	ALEXANDER, Ray	BC	104
	BRAZZELL, Chris	BC	1,111		SIMON, Geroy	BC	1,239	2017	ZYLSTRA, Brandon	Edm	1,687	1992	PITTS, Allen	Cgy	103
2003	DOMINGUEZ, Matt	Ssk	1,071		COPELAND, Jerem'n	Cgy	1,235		GREEN, S.J.	Tor	1,462	1993	SAPUNJIS, Dave	Cgy	103
	HERVEY, Ed	Edm	1,022		RICHARDSON, Jamel	Mtl	1,055		ELLINGSON, Greg	Ott	1,459	1993	SAPUNJIS, Dave	Cgy	103
	MILES, Tony	Tor	1,005		JACKSON, Paris	BC	1,042		BURNHAM, Bryan	BC	1,202	1994	PITTS, Allen	Cgy	126
	MCDONALD, Darnell	Cgy	1,002		CAHOON, Ben	Mtl	1,031		SAUNDERS, Jalen	Ham	1,170	1994	FLUTIE, Darren	BC	111
2004	SIMON, Geroy	BC	1,750		LEWIS, Nik	Cgy	1,013		TASKER, Luke	Ham	1,167	1994	WILCOX, Gerald	Wpg	111
	TUCKER, Jason	Edm	1,632						ARCENEUX, Emm'l	BC	1,137	1995	NARCISSE, Don	Ssk	123
	CLERMONT, Jason	BC	1,220						CUNNINGHAM, B.J.	Mtl	1,128	1995	SAPUNJIS, Dave	Cgy	111
	YEAST, Craig	Ham	1,184						ADAMS, Darvin	Wpg	1,120	1995	PITTS, Allen	Cgy	100
	CAHOON, Ben	Mtl	1,183						CARTER, Duron	Ssk	1,043	1996	CLEMONS, Michael	Tor	116
	COPELAND, Jerem'n	Mtl	1,154						ROOSEVELT, Namaan	Ssk	1,035	1997	CLEMONS, Michael	Tor	122
	ANDERSON, Thyron	Mtl	1,147						GRANT, Bakari	Ssk	1,033	1998	MITCHELL, Derrell	Tor	160
	FLICK, D.J.	Ham	1,147						BANKS, Brandon	Ham	1,011	2000	MARSH, Curtis	Ssk	102
	STEGALL, Milt	Wpg	1,121						SINOPOLI, Brad	Ott	1,009	2002	STEGALL, Milt	Wpg	106
	CAVIL, Kwame	Mtl	1,090						WILLIAMS, D'haquille	Edm	1,579	2003	CAHOON, Ben	Mtl	112
	MURPHY, Yo	Ott	1,090						BANKS, Brandon	Ham	1,423	2003	VAUGHN, Terry	Edm	106
	BAKER, Robert	Tor	1,086						SINOPOLI, Brad	Ott	1,376	2004	SIMON, Geroy	BC	103
	VAUGHN, Terry	Edm	1,062						TASKER, Luke	Ham	1,104	2006	SIMON, Geroy	BC	105
	LEWIS, Nik	Cgy	1,045						GREEN, S.J.	Tor	1,095	2008	CAHOON, Ben	Mtl	107
	MOORE, Travis	Ssk	1,025						ELLINGSON, Greg	Ott	1,086	2008	PETERSON, Kamau	Edm	101
2005	TUCKER, Jason	Edm	1,411	2011	RICHARDSON, Jamel	Mtl	1,777		ADAMS, Darvin	Wpg	1,028	2008	RICHARDSON, Jamel	Mtl	112
	LEWIS, Nik	Cgy	1,379		SIMON, Geroy	BC	1,350		SPENCER, Diontae	Ott	1,007	2012	LEWIS, Nik	Cgy	100
	WATKINS, Kerry	Mtl	1,364		LEWIS, Nik	Cgy	1,209		BANKS, Brandon	Ham	1,550	2014	BOWMAN, Adarius	Edm	112
	SIMON, Geroy	BC	1,322		STAMPS, Fred	Edm	1,153		BURNHAM, Bryan	BC	1,492	2016	BOWMAN, Adarius	Edm	120
	ARMSTEAD, Jason	Ott	1,307		BOWMAN, Adarius	Edm	1,153		BEGELTON, Reggie	Cgy	1,444	2016	WALKER, Derel	Edm	109
	MILES, Tony	Tor	1,275		GREEN, S.J.	Mtl	1,147		EVANS, Shaquille	Ssk	1,334	2016	ARCENEUX, E	BC	105
	FLICK, D.J.	Ham	1,245		EDWARDS, Terrence	Wpg	1,124		ADDISON, Bralon	Ham	1,236	2016	LEWIS, Nik	Mtl	102
	COPELAND, Jerem'n	Cgy	1,211		GETZLAF, Chris	Ssk	1,071		ELLINGSON, Greg	Edm	1,170	2016	FANTUZ, Andy	Ham	101
	MITCHELL, Derrell	Edm	1,207		WILLIAMS, Chris	Ham	1,064		LEWIS, Eugene	Mtl	1,133	2017	HARRIS, Andrew *	Wpg	105
	BRUCE III, Arland	Tor	1,205		DRESSLER, Weston	Ssk	1,061		COLLINS JR, Ricky	Edm	1,103	2017	GREEN, S.J.	Tor	104
	STEGALL, Milt	Wpg	1,184	2012	OWENS, Chad	Tor	1,328		ROGERS, Eric	Cgy	1,080	2017	TASKER, Luke	Ham	104
	VAUGHN, Terry	Mtl	1,113		STAMPS, Fred	Edm	1,310		RHYMES, Dominique	Ott	1,056	2017	ZYLSTRA, Brandon	Edm	100
	CAHOON, Ben	Mtl	1,067		WILLIAMS, Chris	Ham	1,298		WALKER, Derel	Tor	1,040	2017	ARCENEUX, E	BC	100
	BAKER, Robert	Tor	1,065		LEWIS, Nik	Cgy	1,241		GREEN, S.J.	Tor	1,039	2018	SINOPOLI, Brad **	Ott	116
	THURMON, Elijah	Ssk	1,048		DRESSLER, Weston	Ssk	1,206		EDWARDS, Armanti	Tor	1,014	2019	BANKS, Brandon	Ham	112
	CLERMONT, Jason	BC	1,042		MATTHEWS, Chris	Wpg	1,192					2019	BEGELTON, Reggie	Cgy	102
	STALA, Dave	Mtl	1,037		GREEN, S.J.	Mtl	1,111					2019	BURNHAM, Bryan	BC	100
	THELWELL, Ryan	BC	1,035		EDWARDS, Terrence	Wpg	1,049								
	YEAST, Craig	Ham	1,010		RICHARDSON, Jamel	Mtl	1,016								
2006	SIMON, Geroy	BC	1,856	2013	STAMPS, Fred	Edm	1,259		Year	2021-Present (11)	Tm	Yds			
	BRUCE III, Arland	Tor	1,370		GREEN, S.J.	Mtl	1,197		2021	LAWLER, Kenny	Wpg	1,014			
	TUCKER, Jason	Edm	1,321		MOORE, Nick	BC	1,105		2022	SCHOEN, Dalton	Wpg	1,441			
	STEGALL, Milt	Wpg	1,269		MCDANIEL, Marquay	Cgy	1,047			RHYMES, Dominique	BC	1,401			
	CAHOON, Ben	Mtl	1,190		GETZLAF, Chris	Ssk	1,045			LEWIS, Eugene	Mtl	1,303			
	DOMINGUEZ, Matt	Ssk	1,169		DRESSLER, Weston	Ssk	1,011			WHITE, Tim	Ham	1,265			
	WATKINS, Kerry	Mtl	1,153		SMITH, Taj	Ssk	1,007			ACKLIN, Jaelon	Ott	1,169			
	LEWIS, Nik	Cgy	1,114		BOWMAN, Adarius	Edm	1,456			GITTENS JR., K	Tor	1,101			
2007	SIMON, Geroy	BC	1,308	2014	DENMARK, Clarence	Wpg	1,080			HATCHER, Keon	BC	1,043			
	EDWARDS, Terrence	Wpg	1,280		CARTER, Duron	Mtl	1,030			HENRY, Malik	Cgy	1,023			
	CLERMONT, Jason	BC	1,158	2014	ROGERS, Eric	Cgy	1,448			WHITEHEAD, Lucky	BC	1,011			
	ARMSTRONG, Derick	Wpg	1,142		BOWMAN, Adarius	Edm	1,304			DUNBAR, Steven	Ham	1,000			
	CAHOON, Ben	Mtl	1,127		WILLIAMS, Chris	Ott	1,214								
	COPELAND, Jerem'n	Cgy	1,110		ARCENEUX, Emm'l	BC	1,151								
2007	STEGALL, Milt	Wpg	1,108		WALKER, Derel	Edm	1,110								
	LEWIS, Nik	Cgy	1,101		TASKER, Luke	Ham	1,066								
	WATKINS, Kerry	Mtl	1,092		ELLINGSON, Greg	Ott	1,061								
	PETERSON, Kamau	Edm	1,068		MCDANIEL, Marquay	Cgy	1,038								
	FLICK, D.J.	Ssk	1,020		JACKSON, Ernest	Ott	1,036								
2008	RAMBO, Ken-Yon	Cgy	1,473		GREEN, S.J.	Mtl	1,036								
	SIMON, Geroy	BC	1,418		SINOPOLI, Brad	Ott	1,035								
	PETERSON, Kamau	Edm	1,317		SINKFIELD, Terrell	Ham	1,030								
	RICHARDSON, Jamel	Mtl	1,287	2016	BOWMAN, Adarius	Edm	1,761								
	CAHOON, Ben	Mtl	1,231		WALKER, Derel	Edm	1,589								
	CAMPBELL, Kelly	Edm	1,223		ARCENEUX, Emm'l	BC	1,566								
	BRUCE III, Arland	Tor	1,210		BURNHAM, Bryan	BC	1,392								
2008	BRYANT, Romby	Wpg	1,206		ELLINGSON, Greg	Ott	1,260								
	JACKSON, Paris	BC	1,180		WILLIAMS, Chris	Ott	1,246								

1000-Yard Receivers:	
No of times	500
No of individuals	199
Most in one year, All teams (in 2005)	19
Most in one year, one team (Mtl 2004 & 2005, Ott 2015 & 2016)	4
Most 1000-Yard Seasons:	
VAUGHN, Terry	11
STEGALL, Milt	10
LEWIS, Nik	10
PITTS, Allen	9
CAHOON, Ben	9
SIMON, Geroy	9
FLUTIE, Darren	9

# CFL PLAYOFF RECORD BOOK - 1936 TO 2022

## PLAYOFF CHAMPIONS 1936 TO 2022

YEAR	IRFU:		WIFU:		EAST DIVISION:		WEST DIVISION:		
	S/F Winner	Div. Champ	S/F Winner	Div. Champ	S/F Winner	Div. Champ	S/F Winner	Div. Champ	
1936	Ottawa	Ottawa	Regina	Regina	2003	Toronto	Montreal	Saskatchewan	Edmonton *
1937	None	Toronto *	None	Winnipeg	2004	Toronto	Toronto *	Saskatchewan	BC
1938	None	Toronto *	Winnipeg	Winnipeg	2005	Montreal	Montreal	Edmonton	Edmonton *
1939	None	Ottawa	Calgary B	Winnipeg *	2006	Toronto	Montreal	Saskatchewan	BC *
1940	None	Ottawa *	None	Winnipeg	2007	Winnipeg	Winnipeg	Saskatchewan	Saskatchewan *
1941x	None	Ottawa	None	Winnipeg *	2008	Edmonton	Montreal	BC	Calgary *
1945	None	Toronto *	Calgary	Winnipeg	2009	BC-x	Montreal *	Calgary	Saskatchewan
1946	None	Toronto *	None	Winnipeg	2010	Toronto	Montreal *	Saskatchewan	Saskatchewan
1947	None	Toronto *	None	Winnipeg	2011	Hamilton	Winnipeg	Edmonton	BC *
1948	None	Ottawa	None	Calgary *	2012	Toronto	Toronto *	Calgary	Calgary
1949	None	Montreal *	None	Calgary	2013	Hamilton	Hamilton	Saskatchewan	Saskatchewan *
1950	None	Toronto *	Edmonton	Winnipeg	2014	Montreal	Hamilton	Edmonton	Calgary *
1951	Hamilton	Ottawa *	Edmonton	Saskatchewan	2015	Hamilton	Ottawa	Calgary	Edmonton *
1952	None	Toronto *	Edmonton	Edmonton	2016	Edmonton-x	Ottawa *	BC	Calgary
1953	None	Hamilton *	Winnipeg	Winnipeg	2017	Saskatchewan-x	Toronto *	Edmonton	Calgary
1954	None	Montreal	Winnipeg	Edmonton *	2018	Hamilton	Ottawa	Edmonton	Calgary *
1955	Toronto	Montreal	Winnipeg	Edmonton *	2019	Edmonton-x	Hamilton	Winnipeg	Winnipeg *
1956	Hamilton	Montreal	Saskatchewan	Edmonton *	2021	Hamilton	Hamilton	Saskatchewan	Winnipeg *
1957	Montreal	Hamilton *	Winnipeg	Winnipeg	2022	Montreal	Toronto *	BC	Winnipeg

### Canadian Football League formed January 1958 (See Note 1)

YEAR	EAST CONF/DIV:		WEST CONF/DIV:	
	S/F Winner	Div. Champ	S/F Winner	Div. Champ
1958	Ottawa	Hamilton	Edmonton	Winnipeg *
1959	Ottawa	Hamilton	Edmonton	Winnipeg *
1960	Ottawa	Ottawa *	Edmonton	Edmonton
1961	Toronto	Hamilton	Calgary	Winnipeg *
1962	Montreal	Hamilton	Calgary	Winnipeg *
1963	Ottawa	Hamilton *	Saskatchewan	BC
1964	Ottawa	Hamilton	Calgary	BC *
1965	Ottawa	Hamilton *	Winnipeg	Winnipeg
1966	Hamilton	Ottawa	Winnipeg	Saskatchewan *
1967	Ottawa	Hamilton *	Saskatchewan	Saskatchewan
1968	Toronto	Ottawa *	Calgary	Calgary
1969	Toronto	Ottawa *	Calgary	Saskatchewan
1970	Montreal	Montreal *	Calgary	Calgary
1971	Hamilton	Toronto	Saskatchewan	Calgary *
1972	Ottawa	Hamilton *	Saskatchewan	Saskatchewan
1973	Montreal	Ottawa *	Saskatchewan	Edmonton
1974	Ottawa	Montreal *	Saskatchewan	Edmonton
1975	Montreal	Montreal	Saskatchewan	Edmonton *
1976	Hamilton	Ottawa *	Edmonton	Saskatchewan
1977	Ottawa	Montreal *	BC	Edmonton
1978	Montreal	Montreal	Calgary	Edmonton *
1979	Ottawa	Montreal	Calgary	Edmonton *
1980	Montreal	Hamilton	Winnipeg	Edmonton *
1981	Ottawa	Ottawa	BC	Edmonton *
1982	Ottawa	Toronto	Winnipeg	Edmonton *
1983	Hamilton	Toronto *	Winnipeg	BC
1984	Hamilton	Hamilton	Winnipeg	Winnipeg *
1985	Montreal	Hamilton	Winnipeg	BC *
1986	None	Hamilton *	BC & Edmonton	Edmonton
1987	Toronto	Toronto	Edmonton	Edmonton *
1988	Winnipeg	Winnipeg *	BC	BC
1989	Winnipeg	Hamilton	Saskatchewan	Saskatchewan *
1990	Toronto	Winnipeg *	Edmonton	Edmonton
1991	Winnipeg	Toronto *	Calgary	Calgary
1992	Hamilton	Winnipeg	Edmonton	Calgary *
1993	Hamilton	Winnipeg	Edm, Calgary	Edmonton *
1994	Balt, Winnipeg	Baltimore	BC, Calgary	BC *
<b>North &amp; South Divisional Alignment for 1995 only:</b>				
1995 *	Balt, San Ant	Baltimore *	Calgary, Edmonton	Calgary
1996	Montreal	Toronto *	Edmonton	Edmonton
1997	Montreal	Toronto *	Saskatchewan	Saskatchewan
1998	Montreal	Hamilton	Edmonton	Calgary *
1999	Hamilton	Hamilton *	Calgary	Calgary
2000	Winnipeg	Montreal	BC	BC *
2001	Hamilton	Winnipeg	Calgary	Calgary *
2002	Toronto	Montreal *	Winnipeg	Edmonton

### DIVISION PLAYOFF CHAMPIONSHIPS: 1936-41, 1945-2022

CFL FRANCHISE	Last	Wins	East Titles	West Titles
Winnipeg Blue Bombers	2022	27	7	20
Edmonton Eskimos	2015	23	0	23
Hamilton Tigers Cats	2021	22	22	0
Montreal Alouettes	2010	18	18	0
Toronto Argonauts	2022	18	18	0
Calgary Stampeders	2018	17	0	17
Ottawa Rough Riders-REDBLACKS	2018	16	16	0
Regina-Saskatchewan	2013	13	0	13
BC Lions	2011	10	0	10
Baltimore CFL/Stallions	1995	2	2	0

\* Indicates the Grey Cup winner in that season; "x" refers to cross-over team

### PLAYOFF OVERTIME HISTORY

DATE	Home	Away	DATE	Home	Away
Nov 23/57	EDM 2	WPG 17	Nov 13/11	MTL 44	HAM 52
Nov 20/68	CGY 25	SSK 12	Nov 10/13	HAM 19	MTL 16
Nov 11/73	TOR 10	MTL 32	<b>Plus:</b>		
Nov 11/84	TOR 13	HAM 14	Nov 25/61	HAM 48	TOR 2
Nov 14/04	BC 27	SSK 25	<b>1961 EFC FINAL - GAME #2:</b>		
Nov 15/09	HAM 27	BC 34	Toronto won Gm #1 25-7; Hamilton won Gm #2		
Nov 14/10	SSK 41	BC 38	20-2 and tied total points 27-27; OT Ham 28-0		

### HISTORICAL NOTES:

- Canadian Football governing bodies were the CRU (Canadian Rugby Union) until 1955, and the CFC (Canadian Football Council) across 1956-57. The CFC was renamed the Canadian Football League in January 1958.
- The present-day CFL East Division was formed from the long-standing IRFU founded in 1907. It was renamed the Eastern Conference in 1960 and the East Division in 1981. The CFL West Division was formed as the WIFU in 1936, renamed the Western Conference in 1961, and the West Division in 1981.
- Division Semi-Finals have been held in the one-game format across the CFL since 1965. The two-game format was used in the East only in 1951 and in the West from 1952 to 1964.
- In the East, Division Finals were staged as a 2-game total point series in most seasons from 1936 to 1972. The East adopted the one-game final format in 1973 with the exception of 1986 when there was a two-game Final only.
- In the West, Division Finals were staged as a two-game total point series in most years from 1936 to 1949 (1947 required a third game to break a tie). From 1950 to 1971, West Division Finals were staged as best-of-three series. The one-game final format began in 1972 in the West.
- ORFU champions played the IRFU from 1945-52 and in the WIFU final in 1953-54.
- Regina did not play in the 1936 Grey Cup due to a rules dispute.
- Winnipeg did not play in the 1940 Grey Cup due to a rules dispute.
- Division results shown for 1941 are from the ECRFU.
- In 1945, the WIFU did not conduct a regular season.
- The 2020 season was cancelled due to the Covid-19 Pandemic.



# ALL-TIME CFL PLAYOFF RECORDS: 1936 TO 2022

A/T PLAYOFF RECORD	YEARS PLAYED	Yrs	PL	Non	G	W	L	T	Pct	PF	PA	Diff	PF	PA
EDMONTON Elks	1938-39, 1949-2022	75	59	16	107	60	47	0	.561	2,399	2,116	+283	22.4	19.8
WINNIPEG Blue Bombers	1936-41, 1945-2022	83	61	22	120	66	52	2	.558	2,211	1,943	+268	18.4	16.2
TORONTO Argonauts	1936-40, 1945-2022	82	48	34	84	45	38	1	.542	1,665	1,562	+103	19.8	18.6
MONTREAL Alouettes-Concordes	1946-86, 1996-2022	67	51	16	74	38	36	0	.514	1,659	1,668	-9	22.4	22.5
OTTAWA Football Clubs	1936-96, 2002-05, 2014-22	69	47	22	85	44	41	0	.518	1,510	1,434	+76	17.8	16.9
CALGARY Stampeders	1945-2022	77	54	23	99	48	49	2	.495	2,023	1,932	+91	20.4	19.5
HAMILTON Tiger-Cats	1950-2022	72	57	15	95	46	48	1	.489	2,048	1,929	+119	21.6	20.3
REGINA-SASKATCHEWAN Roughriders	1936-41, 1945-2022	83	52	31	99	44	53	2	.455	1,705	2,066	-361	17.2	20.9
BC Lions	1954-2022	68	41	27	56	22	34	0	.393	1,263	1,537	-274	22.6	27.4
WIFU: CALGARY Bronks	1936-1940	5	5	0	10	3	7	0	.300	70	129	-59	7.0	12.9
IRFU: HAMILTON Tigers	1936-1947	5	1	4	1	0	1	0	.000	2	3	-1	2.0	3.0
ORFU: Balmy B, Ott, Sarnia, K-W, Ham T	1936-1954: (Ham T '48->)	---	13	13	13	0	13	0	.000	85	357	-272	6.5	27.5
US: Baltimore, San Antonio, Birmingham	1993-1995	3	2	2	7	5	2	0	.714	177	141	36	25.3	20.1
<b>TOTAL: 1936 TO 1941, 1945-2022</b>					<b>425</b>	<b>421</b>	<b>421</b>	<b>4</b>	<b>.500</b>	<b>16,817</b>	<b>16,817</b>		<b>39.6</b>	<b>39.6</b>

## HISTORY & SCORING

### Most Years, Playoffs - 1936 to 2022

61	Winnipeg	57	Hamilton TC	52	Saskatchewan
59	Edmonton	54	Calgary	51	Montreal

### Most Consecutive Years, Playoff Participation

34	Edmonton	1972-2005	15	Saskatchewan	1962-1976
20	BC	1997-2016	14	Ottawa	1956-1969
19	Montreal	1996-2014	13	Winnipeg	1950-1962
17	Winnipeg	1980-1996	13	Hamilton	1961-1972
17	Calgary	2005-2022* (Active)	13	Ottawa	1971-1983
			13	Calgary	1989-2001

### Most Consecutive Years, Out of the Playoffs

11	Saskatchewan	1977-1987	7	Ottawa	1995-96, 2002-05, 14
7	Hamilton Tigers	1937-40, 45-	6	Calgary	1972-1977

### Longest Playoff Winning Streak, Overall

6	Toronto	Nov 24/45 to Nov 22/47
6	Montreal	Nov 17/54 to Nov 13/57
6	Edmonton	Nov 20/77 to Nov 21/82
6	Edmonton	Nov 15/92 to Nov 5/95
5	Ottawa	Nov 18/39 to Nov 23/40
5	Montreal	Nov 17/77 to Nov 13/80
<b>Plus - Active:</b>		
4	Winnipeg	Nov 10/19 to Nov 13/22

### Longest Playoff Winning Streak, Home

12	Edmonton	Nov 18/73 to Nov 15/87
11	Montreal	Nov 15/70 to Nov 8/98

### Longest Playoff Winning Streak, Road

5	Winnipeg	Oct 24/36 to Nov 2/40
5	Winnipeg	Nov 23/57 to Nov 18/61
4	Calgary	Nov 8/70 to Nov 17/71

### Longest Unbeaten Streak, Overall

6	Toronto	Nov 24/45 to Nov 22/47
6	Montreal	Nov 17/54 to Nov 13/57
6	Edmonton	Nov 20/77 to Nov 21/82
5	Winnipeg	Nov 11/53 to Nov 1/54
5	Montreal	Nov 19/77 to Nov 8/80

### Longest Playoff Losing Streak, Overall

8	Winnipeg	Nov 13/66 to Nov 12/78
8	Ottawa	Nov 21/82 to Nov 13/94
7	Saskatchewan	Nov 12/56 to Nov 9/63
7	Calgary	Nov 18/79 to Nov 18/90
6	Montreal	Nov 17/62 to Nov 6/66

### Most Points Scored, Playoff Game

68	Edmonton vs Winnipeg	Nov 10/96
59	Winnipeg vs Hamilton	Nov 22/92
56	Montreal vs BC	Nov 22/09
55	Winnipeg vs Edmonton	Nov 4/84
52	San Antonio vs Birmingham	Nov 5/95
52	Hamilton at Montreal	Nov 13/11
51	Edmonton vs Saskatchewan	Nov 17/56
51	Calgary vs Saskatchewan	Nov 9/64
51	Edmonton vs Calgary	Nov 14/93
50	Hamilton vs Montreal	Nov 17/85
50	Montreal vs BC	Nov 16/14

## SCORING

### Most Points Scored, Playoff Game (Both teams)

96	Montreal 44 vs Hamilton 52 (OT)	Nov 13/11
89	Montreal 48 vs Hamilton 41	Nov 17/56

### Largest Margin of Victory, Playoff Game

+61	Edmonton vs Winnipeg (68-7)	Nov 10/96
+48	Winnipeg vs Hamilton (59-11)	Nov 22/92
+46	Hamilton vs Toronto (48-2)	Nov 25/61
+45	Hamilton at Ottawa (45-0)	(Road rec) Nov 16/63
+45	Calgary vs Saskatchewan (51-6)	Nov 9/64
+44	Edmonton vs Saskatchewan (51-7)	Nov 17/56
+43	Ottawa vs Montreal (43-0)	Nov 7/59
+43	San Antonio vs Birmingham (52-9)	Nov 5/95

### Most Points Scored, One Quarter/Half, Playoff Game

#### By Quarter:

31	Toronto vs Edmonton (2nd)	Nov 11/12
29	Calgary vs BC (3rd)	Nov 10/79
28	Calgary vs BC (3rd)	Nov 10/91
<b>Q1:</b>	22 3x: Latest Toronto vs Winnipeg	Nov 17/91
<b>Q2:</b>	31 Toronto vs Edmonton	Nov 11/12
<b>Q3:</b>	29 Calgary vs BC	Nov 10/79
<b>Q4:</b>	26 Saskatchewan vs Calgary	Nov 7/64

#### By Half:

42	Montreal vs BC (1st)	Nov 2/97
38	San Antonio vs Birmingham (1st)	Nov 5/95
37	Edmonton vs Winnipeg (2nd)	Nov 10/96

### Largest Leads, Playoff Game

<b>Q1</b>	+21 Edmonton vs Saskatchewan	22-1	Nov 7/56
	+21 Winnipeg vs Calgary	21-0	Nov 9/80
	+19 5x: last Montreal vs BC	21-2	Nov 2/97
<b>Q2</b>	+35 Hamilton at Ottawa	35-0	Nov 16/63
	+32 San Antonio vs Birmingham	38-6	Nov 5/95
	+32 Calgary vs BC	32-0	Nov 20/16
<b>Q3</b>	+45 Edmonton vs Winnipeg	46-1	Nov 10/96
	+44 Ottawa vs BC	44-0	Nov 11/18
	+41 Hamilton at Ottawa	41-0	Nov 16/63

### Largest Comebacks to Win, Playoff

<b>From</b>		<b>Final</b>	
-26	Saskatchewan vs Calgary (down 9-35 G#1)	48-47	Nov 9/63
-20	Ottawa at Toronto (down 0-20)	21-20	Nov 20/60
-19	Edmonton vs Calgary (down 12-31)	42-38	Oct 25/52
-19	BC vs Winnipeg (down 6-25)	32-31	Nov 13/16
-18	Calgary at Edmonton (down 8-26)	38-36	Nov 17/91
-17	Saskatchewan at Winnipeg (down 7-24)	27-24	Nov 19/72
-17	Ottawa at Hamilton (down 0-17)	30-20	Nov 14/82

Note: 1952 (-19) & 1963 (-26) comebacks in 2nd game of Total Pt Series

### Largest Comebacks to Win, Playoff

<b>After:</b>		<b>Trailed</b>		<b>Final</b>
-14	<b>Q1</b> 5x: Last Calgary vs Edm	To Q1: 0-14	Nov 19/17	32-28
-16	<b>Q2</b> Calgary vs BC	To Q2: 15-31	Nov 10/91	43-41
-16	<b>Q3</b> Saskatchewan vs Calgary	To Q3: 8-24	Nov 7/64	34-25
-15	Calgary at Edmonton	To Q3: 18-33	Nov 17/91	38-36

### Largest Shutout, Playoff Game

45-0	Hamilton T/C at Ottawa	Nov 16/63
43-0	Ottawa vs Montreal	Nov 7/59

# ALL-TIME CFL PLAYOFF RECORDS: 1936 TO 2022

## SCORING & OFFENCE

Most Touchdowns, Playoff Game	Off	Ret	
9 Edmonton vs Winnipeg	7	2	Nov 10/96
7 Montreal vs BC	6	1	Nov 16/14
7 Montreal vs BC	5	2	Nov 22/09
7 San Antonio vs Birmingham	7	0	Nov 5/95
7 Hamilton vs Montreal	7	0	Nov 17/85
7 Winnipeg vs Edmonton	7	0	Nov 4/84
7 Edmonton vs Saskatchewan	7	0	Nov 17/56
7 Montreal vs BC	7	0	Nov 17/56
7 Winnipeg vs Saskatchewan	7	0	Oct 28/53
7 Ottawa vs Sarnia	7	0	Nov 21/51
7 Toronto vs Balmly Beach	7	0	Nov 18/50

Most Touchdowns by Offence, Playoff Game (Rushing + Passing)		
7 9x: Latest - Edmonton vs Winnipeg	2 Rs, 5 Ps	Nov 10/96

Most Touchdowns Rushing, Playoff Game		
7 Winnipeg vs Saskatchewan		Oct 28/53
5 Toronto vs Balmly Beach		Nov 18/50
5 Hamilton vs Ottawa		Nov 7/56
5 Ottawa at Hamilton		Nov 24/63
5 Winnipeg vs Hamilton		Nov 22/92

Most Touchdowns Passing, Playoff Game		
6 Ottawa vs Hamilton (R.Jackson 4, Others 2)		Nov 19/66
6 Ottawa vs Hamilton (T.Harris 6)		Nov 18/18

Most Return Touchdowns, Playoff Game		
<b>By Punt Return:</b>		
2 Montreal vs Edmonton		Nov 15/08
2 Hamilton vs Montreal		Nov 23/14
<b>By Kickoff Return:</b>		
1 13 times (most recent: 2019 - Montreal vs Edmonton)		Nov 10/19
<b>By Interception Return:</b>		
2 Ottawa at Montreal		Nov 11/48
2 Calgary vs Hamilton		Nov 4/95
2 Edmonton vs Winnipeg		Nov 10/96
<b>By Fumble Return:</b>		
3 Winnipeg vs Calgary Bronks		Nov 9/40
2 6x: Latest Montreal vs BC		Nov 2/97
<b>Total Return TDs: (Kick &amp; Defensive)</b>		
3 Regina at Winnipeg	1 Int, 2 Fum	Oct 31/36
3 Winnipeg vs Calgary Bronks	3 Fum	Nov 9/40
3 Ottawa at Montreal	2 Int, 1 Fum	Nov 11/48

Most 1-Point Converts, Playoff Game		
9 Edmonton vs Winnipeg		Nov 10/96
7 8x: Latest Montreal vs BC		Nov 16/14

Most 2-Point Converts, Playoff Game		
2 7x: Latest Winnipeg vs Edmonton		Nov 12/17

Most Defensive 2-Point Converts, Playoff Game		Type
1 Calgary vs Saskatchewan (A.Jordan, 115 yd INT)		Nov 2/97 INT
1 Calgary vs Saskatchewan (F.Bennett, 96 yd Blk C-1)		Nov 11/12 Blk k
1 BC at Winnipeg (T.Williams, 116 yd kick return)		Nov 13/22 C1 ret

Most Field Goals, Playoff Game		
7 Baltimore vs San Antonio		Nov 12/95
6 8x: Latest Toronto vs Hamilton		Dec 5/21

Most Singles, Playoff Game		
6 Winnipeg vs Edmonton		Nov 13/50
6 Winnipeg vs Edmonton		Nov 22/58
6 Hamilton at Ottawa		Nov 13/83

Most Safety Touches, Playoff Game		
2 Winnipeg vs Saskatchewan		Nov 16/66
2 Ottawa vs Montreal		Nov 11/72
2 Saskatchewan at Toronto		Nov 10/02

Most First Downs, Playoff Game		
37 Hamilton vs Toronto		Nov 25/61
35 Hamilton at Toronto		Nov 23/86
34 Edmonton vs Calgary		Nov 5/60
34 Calgary vs Saskatchewan		Nov 9/63
33 Hamilton vs Ottawa		Nov 7/56
33 Edmonton at Saskatchewan		Nov 8/58

## OFFENCE, RUSHING & PASSING

Most Yards Net Offence, Playoff Gm	Rush	Pass	
746 Hamilton at Montreal	206	540	Nov 17/56
657 Montreal vs Hamilton	390	277	Nov 19/49
648 Hamilton vs Toronto	244	448	Nov 25/61
607 Saskatchewan at Winnipeg	202	405	Nov 3/56
589 Montreal vs Hamilton	194	427	Nov 20/54
588 Edmonton at Calgary	159	441	Nov 18/90
582 Montreal at Hamilton	266	334	Nov 10/56
578 Montreal vs Hamilton	92	513	Nov 13/11
571 Hamilton at Ottawa	247	324	Nov 16/63

Highest Time of Possession, Playoff Game		
40:42 Saskatchewan at Calgary		Nov 17/13
39:51 Hamilton at Toronto		Nov 17/13
39:00 Winnipeg vs Hamilton		Nov 20/11

Most Rushing Yards, Playoff Game		
412 Edmonton vs Winnipeg		Nov 3/51
411 Hamilton vs Montreal		Nov 23/57
391 Montreal at Ottawa		Nov 13/57
390 Montreal vs Hamilton		Nov 19/49
352 Montreal vs BC		Nov 2/97
340 Ottawa vs Toronto		Nov 12/60
334 Ottawa at Montreal		Nov 12/58

Most Rushing Attempts, Playoff Game		
63 Montreal at Toronto		Nov 11/73
62 Winnipeg vs Edmonton		Nov 22/58
58 Edmonton at Winnipeg		Nov 11/55

Most Passing Yards, Playoff Game		
540 Hamilton at Montreal	24/45	Nov 17/56
513 Montreal vs Hamilton	30/42	Nov 13/11
492 Saskatchewan vs Calgary	26/49	Nov 11/63
468 Saskatchewan at Edmonton	32/47	Nov 15/92
467 Calgary vs BC	22/29	Nov 10/79
467 Winnipeg vs Edmonton	28/36	Nov 13/83
461 Toronto vs Ottawa	21/34	Nov 21/82
457 Ottawa vs Saskatchewan	37/60	Nov 12/17
454 Toronto at Hamilton	19/31	Nov 12/55
448 Hamilton vs Toronto	26/43	Nov 25/61
448 Calgary vs Edmonton	32/46	Nov 15/98
441 Edmonton at Calgary	22/37	Nov 18/90
437 Hamilton vs BC	31/52	Nov 15/09
436 BC at Calgary	29/46	Nov 20/94

Most Pass Attempts, Playoff Game		
60 Ottawa vs Saskatchewan	37/60	Nov 12/17
52 Edmonton vs Calgary	31/52	Nov 18/01
52 Hamilton vs BC	31/52	Nov 15/09
51 Winnipeg at Baltimore	29/51	Nov 4/95
50 Toronto vs Ottawa	22/50	Nov 20/60
50 Toronto vs Hamilton	28/50	Nov 11/84

Most Pass Completions, Playoff Game		
38 Toronto vs Montreal	38/49	Nov 8/98
37 Ottawa vs Saskatchewan	37/60	Nov 12/17
36 Winnipeg vs Edmonton	36/49	Nov 12/17
36 Edmonton at Montreal	36/39	Nov 10/19
35 Hamilton vs Toronto	35/47	Nov 23/86
34 Edmonton vs Saskatchewan	34/49	Nov 7/04
34 BC vs Calgary	34/47	Nov 18/12

Highest Completion Pct., Playoff Game (Min. 20 atts, since 1952)		
92.3 Edmonton at Montreal	(36/39)	Nov 10/19
90.9 Hamilton at Toronto	(20/22)	Dec 5/21
90.6 Ottawa vs Hamilton	(29/32)	Nov 18/18

Most Touchdown Passes, Playoff Game		
6 Ottawa vs Hamilton		Nov 18/18
6 Ottawa vs Hamilton		Nov 19/66

Most Interceptions Thrown, Playoff Game		
8 Saskatchewan at Winnipeg		Oct 28/53
8 Hamilton vs Ottawa		Nov 19/66
6 Ottawa at Hamilton		Nov 22/58
6 Montreal at Ottawa		Nov 7/64
6 Calgary vs BC		Nov 19/00

# ALL-TIME CFL PLAYOFF RECORDS: 1936 TO 2022

## TURNOVERS & PENALTIES

### Most Turnovers, Playoff Game

12	Edmonton vs Calgary	Nov 18/01
11	Hamilton at Montreal	Nov 17/56
10	Hamilton at Ottawa	Nov 19/66
10	Saskatchewan at Calgary	Nov 20/68

### Highest Turnover Ratio, Play Gm Tm Opp

+11	Edmonton vs Calgary	1	12	Nov 18/01
+10	Hamilton at Ottawa	0	10	Nov 19/66
+8	Calgary vs Winnipeg	1	9	Nov 12/78

### Most Fumbles, Playoff Game

9	Ottawa at Hamilton	Nov 7/56
8	Toronto at Hamilton	Nov 14/99

### Most Fumbles Lost, Playoff Game

6	Edmonton at Winnipeg	Nov 13/50
5	6x - latest: Edmonton vs Calgary	Nov 18/01

### Most Penalties, Playoff Game

19	Winnipeg vs Saskatchewan	Nov 2/03
17	BC vs Winnipeg	Nov 15/86
16	Montreal at Hamilton	Nov 13/76
16	Edmonton vs BC	Nov 20/77
16	Ottawa vs Montreal	Nov 18/73
16	Saskatchewan vs Winnipeg	Nov 8/75
16	Montreal vs Hamilton	Nov 21/99

### Most Penalty Yards, Playoff Game

180	Hamilton at Toronto	Nov 5/04
168	Montreal vs Hamilton	Nov 21/99
154	Ottawa vs Montreal	Nov 18/73
153	BC at Calgary	Nov 15/15
142	Birmingham at San Antonio	Nov 5/95

### Most Penalty Yards Combined, Playoff Game

265	Montreal 168 vs Hamilton 97	Nov 21/99
253	Toronto 73 vs Hamilton 180	Nov 5/04

## SPECIAL TEAMS

### Most Punts, Playoff Game (1950-Present)

22	Hamilton at Toronto	Nov 11/84
19	Hamilton vs Montreal	Nov 4/84

### Most Punting Yards, Playoff Game (1950-Present)

1,054	Hamilton at Toronto	Nov 11/84
942	Hamilton vs Montreal	Nov 4/84

### Highest Punting Avg., Playoff Game

55.2	Calgary vs BC	Nov 15/15
54.0	BC vs Winnipeg	Nov 11/84
53.1	Edmonton vs Winnipeg	Nov 7/53
52.2	Saskatchewan vs Winnipeg	Nov 17/19

### Most Field Goal Attempts, Playoff Game

9	Baltimore vs San Antonio	Nov 12/95
8	Saskatchewan vs Calgary	Nov 11/07
8	Calgary at Saskatchewan	Nov 28/21

### Most Field Goals Made, Playoff Game

7	Baltimore vs San Antonio	Nov 12/95
6	8x: Latest Toronto vs Hamilton	Dec 5/21

### Most Field Goals Missed, Playoff Game

5	Calgary at BC (2/7)	Nov 18/64
5	Hamilton vs Ottawa (0/5)	Nov 21/64

### Most 1-Point Convert Attempts, Playoff Game

9	Edmonton vs Winnipeg	Nov 10/96
7	8x: Latest Montreal vs BC	Nov 16/14

### Most 1-Point Converts Made, Playoff Game

9	Edmonton vs Winnipeg	Nov 10/96
7	8x: Latest Montreal vs BC	Nov 16/14

### Most Kickoffs, Playoff Game

10	Montreal vs BC	Nov 22/09
9	6x - Latest: Edmonton vs Winnipeg	Nov 10/96

## SPECIAL TEAMS

### Most Kickoff Yards, Playoff Game

638	Montreal vs BC	Nov 22/09
555	Winnipeg vs Saskatchewan	Oct 28/53

### Most Punt Returns, Playoff Game

18	Toronto vs Hamilton	Nov 11/84
15	8x - latest: Hamilton vs Winnipeg	Nov 19/89

### Most Punt Return Yards, Playoff Game

227	Montreal vs Edmonton	Nov 15/08
226	Hamilton vs Montreal	Nov 23/14
165	3x: last Edmonton vs Winnipeg	Nov 10/96

### Most Kickoff Returns, Playoff Game

9	Montreal at Hamilton	Nov 18/53
9	BC at Edmonton	Nov 20/77
9	Edmonton at Winnipeg	Nov 4/84
9	BC at Montreal	Nov 22/09

### Most Kickoff Return Yards, Playoff Game

317	Calgary vs BC	Nov 15/08
259	Toronto vs Montreal	Nov 20/05
237	Hamilton vs Montreal	Nov 9/75
231	Sarnia at Ottawa	Nov 21/51

### Most Missed FG Return Yards, Playoff Game

112	Winnipeg vs BC	Nov 10/02
81	Toronto vs BC	Nov 2/03

## DEFENCE

### Fewest Yards Net Offence Allowed, Playoff Game

32	Calgary vs Saskatchewan	Nov 10/62
32	Ottawa vs Toronto	Nov 22/69
59	Montreal vs Ottawa	Nov 17/79
61	Toronto at Hamilton	Nov 11/50
75	Edmonton vs Winnipeg	Nov 10/96

### Fewest Yards Rushing Allowed, Playoff Game

1	Ottawa vs Toronto	Nov 23/68
3	Montreal vs Edmonton	Nov 15/08

### Fewest Yards Passing Allowed, Playoff Game

0	Ottawa vs Montreal	Nov 10/62
6	Hamilton at Ottawa	Nov 14/64

### Most Interceptions Made, Playoff Game

8	Winnipeg vs Saskatchewan	Oct 28/53
8	Ottawa vs Hamilton	Nov 19/66
6	Ottawa at Hamilton	Nov 22/58
6	Montreal at Ottawa	Nov 7/64
6	Calgary vs BC	Nov 19/00

### Most Interception Yards, Playoff Game

151	Calgary vs Hamilton	Nov 4/95
148	Edmonton vs Winnipeg	Nov 10/96
144	Edmonton vs Saskatchewan	Nov 16/75
133	Saskatchewan at Calgary	Nov 12/89

### Most Def. Fumble Recoveries Made, Playoff Game

6	Winnipeg vs Edmonton	Nov 13/50
---	----------------------	-----------

### Most Def. Fumble Return Yards, Playoff Game

103	Montreal vs BC	Nov 16/14
102	Hamilton at Montreal	Nov 11/78

### Most QB Sacks Made, Playoff Game (Since 1978)

9	Hamilton vs Montreal	Nov 17/85
9	Winnipeg vs Hamilton	Nov 22/92

### Most Pass Knockdowns, Playoff Game (Since 1997)

10	Calgary vs Edmonton	Nov 23/14
9	Winnipeg at Toronto	Nov 18/07

**PLAYOFF INDIVIDUAL RECORDS TO 2022**

**ALL-TIME LEADERS**

**PLAYOFF GAMES PLAYED - 1936 TO 2022:**

PLAYER	TEAMS	YEARS	GP	PLAYER	TEAMS	YEARS	GP	PLAYER	TEAMS	YEARS	GP
KWONG, Norm	Cgy, Edm	1948-1960	41	ROBINSON, Larry	Cgy, Edm	1961-1971	34	ATCHISON, Ron	Ssk	1952-1968	31
TULLY, Ted	Edm, BC	1950-1962	41	BENDIAK, Steve	Edm, BC	1952-1960	33	ROWLAND, Gord	Wpg	1952-1962	29
MILES, Rollie	Edm	1951-1960	37	SAVOIE, Roger	Edm	1951-1965	33	JACKSON, Russ	Ott	1958-1969	29
TINSLEY, Buddy	Wpg	1950-1960	36	REED, George	Wpg	1963-1975	32	STEWART, Ron	Ott	1958-1969	29
LANCASTER, Ron	Ott, Ssk	1960-1976	36	PEARCE, Keith	Ott, Ssk	1950-1958	31	CAMERON, Bob	Wpg	1980-2002	29
BARRY, Don	Edm	1951-1961	34	JAMES, Gerry	Edm	1952-1962	31	BRIGHT, Johnny	Cgy, Edm	1952-1961	29

**Note:** It is worth mention that CFL Playoff formats went away from Best-of-2 or Best-of-3 series in the early 1970s and therefore this record is now largely untouchable.

Throughout the 1950s and 1960s clubs could have as many as five playoff games in a year compared to just one or two today.

**PLAYOFF PASSING LEADERS - 1950 TO 2022:**

Rk	Player	Last	Teams	BASE PASSING STATISTICS:								RATINGS & PCT:				GAMES:		QB STARTS:			
				Att	Com	Pct	Yds	Int	TD	LG	Effic	TDI	Avg	IC%	TD%	Max	300	GS	W	L	T
1	LANCASTER, Ron	1976	Ott, Ssk	886	453	51.1	6,676	65	42	85	61.3	0.65	7.5	7.3	4.7	492	4	35	19	16	0
2	ALLEN, Damon	2006	Edm, Ott, Ham, BC, Tor	633	342	54.0	4,891	27	33	75	78.9	1.22	7.7	4.3	5.2	371	4	22	9	13	0
3	HAM, Tracy	1999	Edm, Bal, Mtl	498	280	56.2	3,830	15	24	86	84.5	1.60	7.7	3.0	4.8	441	1	18	10	8	0
4	RAY, Ricky	2018	Edm, Tor	470	303	64.5	3,732	7	13	70	91.9	1.86	7.9	1.5	2.8	399	5	14	9	5	0
5	CALVILLO, Anthony	2012	Ham, Mtl	436	270	61.9	3,690	13	20	90	91.8	1.54	8.5	3.0	4.6	513	5	14	9	5	0
6	CLEMENTS, Tom	1987	Ott, Ham, Wpg	432	266	61.6	3,581	25	24	86	82.3	0.96	8.3	5.8	5.6	445	2	15	6	9	0
7	BURRIS, Henry	2016	Ssk, Cgy, Ham, Ott	425	256	60.2	3,566	15	19	93	87.4	1.27	8.4	3.5	4.5	416	4	13	7	6	0
8	DAY, Eagle	1965	Wpg, Cgy	449	227	50.6	3,132	18	9	73	63.3	0.50	7.0	4.0	2.0	261	0	21	9	12	0
9	JACKSON, Russ	1969	Ott	422	208	49.3	3,082	25	26	65	69.4	1.04	7.3	5.9	6.2	372	2	25	15	10	0
10	GLENN, Kevin	2017	Ssk, Wpg, Ham, Cgy, BC	363	220	60.6	3,057	16	12	78	80.3	0.75	8.4	4.4	3.3	437	3	13	5	8	0
12	ETCHEVERRY, Sam	1960	Mtl	363	195	53.7	2,969	19	17	102	74.7	0.89	8.2	5.2	4.7	427	4	13	6	7	0
13	MCMANUS, Danny	2004	BC, Edm, Ham	409	218	53.3	2,952	13	15	61	75.6	1.15	7.2	3.2	3.7	407	2	11	6	5	0
14	BROCK, Dieter	1884	Wpg, Ham	399	218	54.6	2,790	13	14	65	74.9	1.08	7.0	3.3	3.5	352	3	12	5	7	0
15	KEELING, Jerry	1975	Cgy, Ott, Ham	350	186	53.1	2,772	20	15	94	69.8	0.75	7.9	5.7	4.3	408	3	11	7	4	0
16	FLUTIE, Doug	1997	BC, Cgy, Tor	332	200	60.2	2,704	9	8	58	83.0	0.89	8.1	2.7	2.4	398	4	10	7	3	0
17	DUNIGAN, Matt	1994	Edm, BC, Tor, Wpg	318	175	55.0	2,679	13	16	98	82.8	1.23	8.4	4.1	5.0	287	0	11	9	2	0
18	JACOBS, Jack	1954	Wpg	326	168	51.5	2,563	26	10	63	54.8	0.38	7.9	8.0	3.1	340	1	15	7	7	1
19	HARRIS, Trevor	a 2022	Tor, Ott, Edm, Mtl	282	212	75.2	2,543	7	13	56	107.3	1.86	9.0	2.5	4.6	457	6	7	3	4	0
20	PLOEN, Ken	1966	Wpg	298	143	48.0	2,354	14	12	109	68.8	0.86	7.9	4.7	4.0	296	0	21	15	5	1
21	MITCHELL, Bo Levi	a 2022	Cgy	255	160	62.7	2,319	7	16	78	101.7	2.29	9.1	2.7	6.3	381	3	8	5	3	0
22	FALONEY, Bernie	1965	Edm, Ham, Mtl	273	130	47.6	2,308	20	18	71	68.4	0.90	8.5	7.3	6.6	448	2	17	12	5	0
23	PARKER, Jackie	1961	Edm	241	129	53.5	2,010	11	14	72	81.8	1.27	8.3	4.6	5.8	250	0	18	12	6	0
24	BARRETT, Danny	1996	Tor, Cgy, BC, Ott	233	119	51.1	1,976	11	9	67	73.2	0.82	8.5	4.7	3.9	420	4	6	2	4	0
25	REILLY, Michael	2019	BC, Edm	212	134	63.2	1,820	1	12	69	107.4	12.00	8.6	0.5	5.7	370	4	6	3	3	0
26	DURANT, Darian	2013	Ssk	195	128	65.6	1,741	3	17	75	116.6	5.67	8.9	1.5	8.7	435	2	6	5	1	0
27	AUSTIN, Kent	1996	Ssk, BC, Wpg	230	141	61.3	1,695	10	5	55	73.0	0.50	7.4	4.3	2.2	468	2	8	4	4	0
28	KAPP, Joe	1964	Cgy, BC	197	106	53.8	1,665	8	11	71	83.8	1.38	8.5	4.1	5.6	314	2	8	4	4	0
29	DICKENSON, Dave	2007	Cgy, BC	197	134	68.0	1,657	3	12	90	107.8	4.00	8.4	1.5	6.1	292	0	7	3	4	0
30	HOLLOWAY, C	1987	Ott, Tor, BC	204	121	59.3	1,654	10	8	62	77.9	0.80	8.1	4.9	3.9	388	2	6	3	3	0
31	WILKINSON, Tom	1979	Tor, Edm	222	128	57.7	1,654	19	7	88	56.0	0.37	7.5	8.6	3.2	266	0	10	6	4	0
32	GETTY, Don	1961	Edm	193	103	53.4	1,607	13	12	63	73.9	0.92	8.3	6.7	6.2	220	0	6	3	3	0
33	LISKE, Peter	1974	Cgy, BC	227	125	55.1	1,585	13	10	73	67.9	0.77	7.0	5.7	4.4	339	1	7	4	3	0
34	ARNOLD, Claude	1953	Edm	176	91	51.7	1,535	12	10	88	72.0	0.83	8.7	6.8	5.7	341	2	8	4	4	0
35	LULAY, Travis	2018	BC	199	128	64.3	1,470	5	6	53	86.0	1.20	7.4	2.5	3.0	357	1	4	1	3	0
36	GABLER, Wally	1971	Tor, Ham	197	94	47.7	1,468	13	7	85	57.2	0.54	7.5	6.6	3.6	264	0	8	3	4	1
37	ROTE, Tobin	1961	Tor	194	109	56.2	1,450	11	9	64	71.9	0.82	7.5	5.7	4.6	372	3	5	1	4	0
37	TRIPUCKA, Frank	1963	Ssk	223	105	47.1	1,399	20	6	75	39.1	0.30	6.3	9.0	2.7	359	1	10	3	6	1
38	BURGESS, Tom	1994	Ssk, Wpg	218	113	51.8	1,395	6	7	75	71.2	1.17	6.4	2.8	3.2	338	1	7	2	5	0
39	WATTS, J.C.	1986	Ott	181	90	49.7	1,394	8	9	102	73.8	1.13	7.7	4.4	5.0	311	2	6	3	3	0
40	MOON, Warren	1983	Edm	153	78	51.0	1,359	5	6	75	81.0	1.20	8.9	3.3	3.9	343	2	5	4	1	0
41	ZUGER, Joe	1970	Ham	165	72	43.6	1,336	17	10	90	49.5	0.59	8.1	10.3	6.1	176	0	11	6	5	0
42	MASOLI, Jeremiah	a 2021	Ham	155	107	69.0	1,316	5	8	42	98.8	1.60	8.5	3.2	5.2	349	2	6	4	2	0
43	JOSEPH, Kerry	2014	Ssk, Edm	166	92	55.4	1,302	8	8	62	76.9	1.00	7.8	4.8	4.8	391	1	6	3	3	0
44	COLLAROS, Zach	2022	Tor, Ham, Wpg	145	98	67.6	1,302	5	4	71	90.6	0.80	9.0	3.4	2.8	267	0	6	5	1	0
45	NICHOLS, Matt	2019	Edm, Wpg	187	116	62.0	1,288	1	6	60	90.9	6.00	6.9	0.5	3.2	390	2	7	3	4	0
46	JONES, Khari	2003	Wpg	201	92	45.8	1,262	7	10	70	68.5	1.43	6.3	3.5	5.0	297	0	6	3	3	0
47	SLACK, Reggie	2002	Wpg, Ssk, Tor	153	80	52.3	1,201	7	4	81	68.0	0.57	7.8	4.6	2.6	359	1	5	3	2	0
48	DEWALT, Roy	1987	BC	147	80	54.4	1,176	4	7	71	85.3	1.75	8.0	2.7	4.8	375	2	5	3	2	0
49	CASSATA, Rick	1974	Ssk, Ott	191	80	41.9	1,168	12	4	69	43.3	0.33	6.1	6.3	2.1	321	1	6	3	3	0
50	JOHNSON, Rick	1989	Cgy, Tor	143	80	55.9	1,142	6	4	68	73.8	0.67	8.0	4.2	2.8	467	2	3	1	2	0

Most Pass Attempts	Most Completions	Highest Completion % (120 Att)	Most TD Passes
LANCASTER, Ron 886	LANCASTER, Ron 453	HARRIS, Trevor 75.2	LANCASTER, Ron 42
ALLEN, Damon 633	ALLEN, Damon 342	MASOLI, Jeremiah 69.0	ALLEN, Damon 33
HAM, Tracy 498	RAY, Ricky 303	DICKENSON, Dave 68.0	JACKSON, Russ 26

Highest Passer Rating (150 Att)	Most Games Started	Most Wins as Starter	Most 300-yard Games
DURANT, Darian 116.6	LANCASTER, Ron 35	LANCASTER, Ron 19	HARRIS, Trevor 6
DICKENSON, Dave 107.8	JACKSON, Russ 25	JACKSON, Russ 15	RAY, Ricky 5
REILLY, Michael 107.4	ALLEN, Damon 22	PLOEN, Ken 15	CALVILLO, Anthony 5

**PLAYOFF INDIVIDUAL RECORDS TO 2022**

**ALL-TIME LEADERS**

PLAYOFF LEADING RECEIVERS - 1950 TO 2022								
Player	Teams	No	Yds	Avg	TD	LG	Max	100
PITTS, Allen	Cgy	78	<b>1,290</b>	16.5	7	61	183	5
MILES, Rollie	Edm	70	<b>1,241</b>	17.7	11	72	135	4
FLUTIE, Darren	BC, Edm, Hm	85	<b>1,232</b>	14.5	9	49	185	6
HARRISON, Herm	Cgy	66	<b>1,101</b>	16.7	6	73	140	3
MURPHY, James	Wpg	71	<b>1,090</b>	15.4	10	60	122	6
EVANSHEN, Terry	Mtl, Cgy, Hm	66	<b>1,040</b>	15.8	12	52	133	3
SIMON, Geroy	Wpg, BC, Ssk	71	<b>1,010</b>	14.2	5	90	118	4
PRATHER, Roland	Edm	55	<b>1,004</b>	18.3	5	88	270	2
VAUGHN, Terry	Cgy, Edm, Mtl	72	<b>986</b>	13.7	2	67	136	3
HOUSE, Rick	Wpg, Edm	67	<b>981</b>	14.6	7	87	110	1
TAYLOR, Bobby	Cgy, To, Edm	56	<b>956</b>	17.1	5	54	169	2
BRUCE III, Arland	5 teams	63	<b>918</b>	14.6	4	90	131	3
DRESSLER, Weston	Ssk, Wpg	55	<b>878</b>	16.0	7	75	153	4
PATTERSON, Hal	Mtl, Ham	46	<b>859</b>	18.7	3	50	119	3
KELLY, Brian	Edm	32	<b>835</b>	26.1	7	75	176	4
DILLARD, Jim	Cgy, Ott, Tor	60	<b>809</b>	13.5	8	86	107	1
REED, George	Ssk	69	<b>771</b>	11.2	1	71	130	2
ARMSTRONG, Chris	Edm, Bal, Mtl	40	<b>726</b>	18.2	6	46	161	2
BOYD, Jeff	Wpg, Tor	35	<b>717</b>	20.5	6	73	169	3
BROWN, Eddie	Ott, Edm, BC	37	<b>716</b>	19.4	7	75	185	4
TUCKER, Whit	Ott	30	<b>712</b>	23.7	2	65	117	2
FORD, Alan	Ssk	39	<b>700</b>	17.9	4	57	135	1
ELLINGSON, Greg	Hm, Ot,Ed,Wp	42	<b>691</b>	16.5	3	93	186	3
GABRIEL, Tony	Ham, Ott	59	<b>689</b>	11.7	2	37	188	2
POPLAWSKI, Joe	Wpg	47	<b>681</b>	14.5	1	49	90	0
HERVEY, Ed	Edm	48	<b>679</b>	14.1	2	69	173	3
CAHOON, Ben	Mtl	49	<b>678</b>	13.8	2	52	109	1

PLAYOFF LEADING SCORERS - 1936 TO 2022												
Player	Teams	GP	TD	C1	C2	FG	S	Pts	Ppg			
MCCLOUGHLIN, Mark	Cgy, BC	20	0	53	0	54	7	<b>222</b>	11.1			
PASSAGLIA, Lui	BC	23	0	48	0	48	18	<b>210</b>	9.1			
FLEMING, Sean	Edm	20	0	51	0	43	24	<b>204</b>	10.2			
ROBINSON, Larry	Cgy	34	2	51	0	35	28	<b>196</b>	5.8			
MCCALLUM, Paul	Ssk, BC	20	0	47	0	45	8	<b>190</b>	9.5			
WESTWOOD, Troy	Wpg	17	0	34	0	46	10	<b>182</b>	10.7			
KENNERD, Trevor	Wpg	18	0	44	0	32	14	<b>154</b>	8.6			
ABENDSCHAN, Jack	Ssk	25	0	43	0	31	14	<b>150</b>	6.0			
CUTLER, Dave	Edm	15	0	29	0	37	8	<b>148</b>	9.9			
OSBALDISTON, Paul	Ham	16	0	29	0	32	13	<b>138</b>	8.6			
WHYTE, Sean	BC, Mtl, Edm	<i>a</i> 16	0	43	0	30	3	<b>136</b>	8.5			
PREFONTAINE, Noel	Tor, Edm	17	0	31	0	29	11	<b>129</b>	7.6			
MEDLOCK, Justin	Tor, Ham, Wpg	11	0	24	0	34	3	<b>129</b>	11.7			
ORGAN, Gerry	Ott	19	0	27	0	31	5	<b>125</b>	6.6			
SUTHERIN, Don	Ott, Ham	22	0	43	0	21	17	<b>123</b>	5.6			
RUOFF, Bernie	Wpg, Ham	12	0	28	0	21	25	<b>116</b>	9.7			
REED, George	Ssk	32	19	0	0	0	0	<b>114</b>	3.6			
PEREDES, Rene	Cgy	<i>a</i> 13	0	32	0	25	4	<b>111</b>	8.5			
BRIGHT, Johnny	Cgy, Edm	29	19	0	0	0	0	<b>107</b>	3.7			
PARKER, Jackie	Edm	28	12	15	0	4	5	<b>102</b>	3.6			
BAKER, Terry	Ssk, Mtl	17	0	36	0	17	15	<b>102</b>	6.0			
JAMES, Gerry	Wpg	31	7	15	0	12	8	<b>96</b>	3.1			
CONGI, Luca	Ssk, Ham	8	0	15	0	24	3	<b>90</b>	11.3			
DUVAL, Damon	Mtl, Edm	9	0	28	0	19	3	<b>88</b>	9.8			
SWEET, Don	Mtl	11	0	22	0	17	7	<b>80</b>	7.3			
CHOMYC, Lance	Tor	9	0	21	0	18	2	<b>77</b>	8.6			
MILES, Rollie	Edm	37	14	0	0	0	0	<b>74</b>	2.0			

PLAYOFF LEADING RUSHERS - 1950 TO 2022								
Player	Teams	Car	Yds	Avg	TD	LG	Max	100
REED, George	Ssk	577	<b>2,584</b>	4.5	18	42	204	9
BRIGHT, Johnny	Cgy, Edm	387	<b>2,051</b>	5.3	15	42	149	7
KWONG, Norm	Edm	418	<b>2,009</b>	4.8	10	50	152	5
THELEN, Dave	Ott	276	<b>1,527</b>	5.5	8	69	192	6
PRINGLE, Mike	Bal, Mtl, Edm	260	<b>1,436</b>	5.5	10	45	264	6
LEWIS, Leo	Wpg	210	<b>1,160</b>	5.5	6	80	114	1
COLEMAN, Lovell	Cgy, Ott	208	<b>1,007</b>	4.8	6	58	159	4
PARKER, Jackie	Edm	175	<b>1,002</b>	5.7	6	60	101	1
JACKSON, Russ	Ott	146	<b>953</b>	6.5	12	37	89	0
DILLARD, Jim	Cgy, Tor	185	<b>903</b>	4.9	3	37	140	3
HAM, Tracy	Edm, Bal, Mtl	124	<b>886</b>	7.1	4	32	110	1
HARRIS, Andrew	<i>a</i> BC, Wpg, Tor	149	<b>884</b>	5.9	5	37	153	2
ALLEN, Damon	6 Teams	140	<b>859</b>	6.1	6	32	95	0
MCDUGALL, Gerry	Ham	152	<b>834</b>	5.5	5	65	173	5
LUNSFORD, Earl	Cgy	161	<b>813</b>	5.0	8	28	99	0
JAMES, Gerry	Wpg	202	<b>799</b>	4.0	4	74	105	1
SHEPARD, Charlie	Wpg	160	<b>787</b>	4.9	5	18	118	2
GILCHRIST, Cookie	Ham, Ssk, Tor	132	<b>745</b>	5.6	5	69	156	5
MILES, Rollie	Edm	150	<b>737</b>	4.9	3	37	117	1
STEWART, Ron	Ott	151	<b>717</b>	4.7	3	33	113	1
WOODS, Ted	Cgy	126	<b>687</b>	5.5	4	83	117	1
ROBERTS, Charles	Wpg	117	<b>681</b>	5.8	4	45	179	4
SYMONS, Bill	Tor	144	<b>671</b>	4.7	3	100	153	2
MARLOW, Bob	Ssk	131	<b>670</b>	5.1	6	47	105	1
ABBRUZZI, Pat	Mtl	109	<b>632</b>	5.8	5	15	132	3
BENSON, Lorne	Wpg	122	<b>623</b>	5.1	9	33	162	1

PLAYOFF FIELD GOALS TO 2022												
Player	Teams	Att	Md	LG	S	Max			Yds			
						Att	Md	Pct				
DUVAL, Damon	Mtl	21	19	48	1	5	4	<b>90.5</b>	607			
MCCALLUM, Paul	Ssk, BC	50	45	45	7	6	6	<b>90.0</b>	1,465			
CHOMYC, Lance	Tor	20	18	43	2	6	6	<b>90.0</b>	574			
MEDLOCK, Justin	To, Hm, Wpg	38	34	57	1	4	4	<b>89.5</b>	1,205			
LAUTHER, Brett	Ssk	<i>a</i> 15	13	42	0	5	4	<b>86.7</b>	322			
MILO, Chris	Ssk, Ott	14	12	45	0	6	5	<b>85.7</b>	394			
WHYTE, Sean	BC, Mtl, Edm	<i>a</i> 35	30	49	2	5	5	<b>85.7</b>	847			
WESTWOOD, Troy	Wpg	54	46	47	5	7	6	<b>85.2</b>	1,359			
MCCLOUGHLIN, Mark	Cgy, BC	65	54	54	7	5	5	<b>83.1</b>	1,609			
PEREDES, Rene	Cgy	<i>a</i> 31	25	52	2	8	5	<b>80.6</b>	800			
CONGI, Luca	Ssk, Ham	30	24	49	3	8	6	<b>80.0</b>	738			
DEANGELIS, Sandro	Cgy, Ham, Ssk	17	13	52	1	3	3	<b>76.5</b>	376			
PREFONTAINE, Noel	Tor, Edm	39	29	47	11	4	4	<b>74.4</b>	790			
KAURIC, Jerry	Edm	15	11	49	4	6	5	<b>73.3</b>	360			
FLEMING, Sean	Edm	60	43	52	22	6	6	<b>71.7</b>	1,380			
RIDGWAY, David	Ssk	17	12	44	1	5	4	<b>70.6</b>	352			
RUOFF, Bernie	Wpg, Ham	30	21	56	25	5	4	<b>70.0</b>	685			
ORGAN, Gerry	Ott	45	31	52	5	5	5	<b>68.9</b>	916			
PASSAGLIA, Lui	BC	70	48	49	17	7	5	<b>68.6</b>	1,526			
KENNERD, Trevor	Wpg	49	32	49	14	5	4	<b>65.3</b>	1,034			
OSBALDISTON, Paul	Ham	49	32	54	13	6	4	<b>65.3</b>	1,028			
CUTLER, Dave	Edm	57	37	53	8	7	6	<b>64.9</b>	1,103			
HUERTA, Carlos	Bal, Tor	17	11	47	3	9	7	<b>64.7</b>	378			
BAKER, Terry	Ott, Mtl	27	17	49	14	4	3	<b>63.0</b>	541			
SWEET, Don	Mtl	27	17	46	7	4	3	<b>63.0</b>	475			
KEMPF, Peter	BC, Mtl, Edm	21	12	46	7	6	3	<b>57.1</b>	341			

PLAYOFF LEADING PUNT RETURNS - TO 2022						
Player	Teams	No	Yds	Avg	TD	LG
WILLIAMS, Henry	Edm	77	<b>777</b>	10.1	1	103
BENNETT, Paul	Tor, Wpg, Hm	58	<b>655</b>	11.3	0	74
MILES, Rollie	Edm	93	<b>608</b>	6.5	0	19
BANKS, Brandon	Ham, Tor	30	<b>516</b>	17.2	2	93
ROWLAND, Gord	Wpg	65	<b>487</b>	7.5	0	30
BROWN, Dick	Ham	55	<b>435</b>	7.9	0	25
COLEMAN, Marvin	Cgy, Wpg	45	<b>415</b>	9.2	0	25
WLASIUK, Gene	Wpg, Ssk	73	<b>412</b>	5.6	0	14

PLAYOFF LEADING KICKOFF RETURNS - TO 2022						
Player	Teams	No	Yds	Avg	TD	LG
JAMES, Gerry	Wpg	25	<b>805</b>	32.2	3	101
MILES, Rollie	Edm	32	<b>782</b>	24.4	0	81
LEVINGSTON, Bashir	Tor, Mtl	25	<b>675</b>	27.0	0	50
WILLIAMS, Henry	Edm	27	<b>653</b>	24.2	0	39
COLEMAN, Marvin	Cgy, Wpg	27	<b>528</b>	19.6	0	40
CLEMONS, Michael	Tor	18	<b>446</b>	24.8	1	91
GAINES, Gene	Ott	11	<b>429</b>	39.0	1	128
LEWIS, Leo	Wpg	15	<b>400</b>	26.7	0	51

## CFL PLAYOFF INDIVIDUAL RECORDS TO 2022

### SCORING & KICKING

#### Most Playoff Points, Career

	Teams	Years
222 Mark McLoughlin	Cgy, BC	1988-2005
210 Lui Passaglia	BC	1976-2000

#### Most Points, Playoff Game

	Team	Date	Opp
30 Lorne Benson	Wpg	Oct 28/53	vs Ssk
24 Ron Morris	Tor	Nov 11/61	at Ott
23 Troy Westwood	Wpg	Nov 22/92	vs Ham
21 Carlos Huerta	Bal	Nov 11/61	vs SA
21 Sean Fleming	Edm	Nov 13/05	at Cgy
20 Jackie Parker	Edm	Nov 11/61	vs Ssk
20 Troy Westwood	Wpg	Nov 11/61	vs Ott
20 Luca Congi	Ssk	Nov 11/07	vs Cgy
19 Dave Cutler	Edm	Nov 18/73	vs Ssk
19 Lance Chomyc	Tor	Nov 15/87	vs Ham
19 Sean Fleming	Edm	Nov 5/95	vs BC
19 Lui Passaglia	BC	Nov 19/00	at Cgy
19 Paul McCallum	BC	Nov 12/06	vs Ssk
19 Bede, Boris	Tor	Dec 5/21	vs Ham

#### Most Touchdowns, Career

	Teams	Years
20 Johnny Bright	Cgy, Edm	1952-1961
19 George Reed	Ssk	1963-1975
16 Rollie Miles	Edm	1951-1960
12 Jackie Parker	Edm	1954-1961
12 Terry Evanshen	Cgy, Mtl, Ham	1965-1976
12 Russ Jackson	Ott	1958-1969
11 Norm Kwong	Cgy, Edm	1948-1960
11 Jim Dillard	Cgy, Ott, Tor	1962-1968
10 James Murphy	Wpg	1983-1990
10 Mike Pringle	Bal, Mtl, Edm	1992-2004

#### Most Touchdowns, Game

	Team	Date	Opp
6 Lorne Benson	Wpg	Oct 28/53	vs Ssk
4 Ron Morris	Tor	Nov 11/61	at Ott

#### Most Converts, Career

	Teams	Years
53 Mark McLoughlin	Cgy, BC	1988-2005
51 Sean Fleming	Edm	
51 Larry Robinson	Cgy	1961-1974

#### Most Converts, Game

	Team	Date	Opp
9 Sean Fleming	Edm	Nov 10/96	at Wpg
7 8x: latest Sean Whyte	Mtl	Nov 16/14	vs BC

#### Most Field Goal Atts, Career

	Teams	Years
84 Larry Robinson	Cgy	1962-1971
70 Lui Passaglia	BC	1976-2000

#### Most Field Goal Atts, Game

	Team	Date	Opp
9 Carlos Huerta	Bal	Nov 12/95	vs SA
8 Luca Congi	Ssk	Nov 11/07	vs Cgy

#### Most Field Goals Md, Career

	Teams	Years
54 Mark McLoughlin	Cgy, BC	1988-2005
48 Lui Passaglia	BC	1976-2000

#### Most Field Goals Md, Game

	Team	Date	Opp
7 Carlos Huerta	Bal	Nov 12/95	vs SA
6 Dave Cutler	Edm	Nov 18/73	vs Ssk
6 Lance Chomyc	Tor	Nov 15/87	vs Ham
6 Troy Westwood	Wpg	Nov 13/94	vs Ott
6 Sean Fleming	Edm	Nov 5/95	vs BC
6 Sean Fleming	Edm	Nov 13/05	at Cgy
6 Luca Congi	Ssk	Nov 11/07	vs Cgy
6 Paul McCallum	BC	Nov 15/08	at Cgy
6 Boris Bede	Tor	Dec 5/21	vs Ham

#### Most Field Goals, 50+ Yds

	Teams	Years
3 Dave Cutler	Edm	1969-1984
3 Bernie Ruoff	Wpg, Ham, BC	1975-1988
3 Justin Medlock	Tor, Ham, Wpg	2011-2019
2 Rene Paredes	Cgy	2011-2022

#### Longest Field Goal

	Team	Date	Opp	First 50+ FG:
57 Justin Medlock	Wpg	Nov 18/18	at Cgy	Larry Robinson
56 Bernie Ruoff	Ham	Nov 11/84	at Tor	(Nov 19/69, 51)
55 Justin Medlock	Ham	Nov 15/15	vs Tor	
54 Mark McLoughlin	Cgy	Nov 17/91	at Edm	

### SCORING & KICKING

#### Longest Field Goal

	Team	Date	Opp
54 Donald Igwebuike	Bal	Nov 20/94	at Wpg
54 Paul Osbaldiston	Ham	Nov 15/98	vs Mtl
53 Dave Cutler	Edm	Nov 8/70	vs Cgy
53 Dave Cutler	Edm	Nov 14/76	at Wpg
52 Gerry Organ	Ott	Nov 26/72	at Ham
52 Bernie Ruoff	Wpg	Nov 12/78	at Cgy
52 Bernie Ruoff	Ham	Nov 15/87	at Tor
52 Sean Fleming	Edm	Nov 8/98	vs BC
52 Sandro DeAngelis	Cgy	Nov 13/05	vs Edm
52 Rene Paredes	Cgy	Nov 13/11	at Edm
52 Justin Medlock	Wpg	Nov 10/19	at Cgy

#### Highest FG Pct., Career

	Teams	Years	Att	Md
90.5 Damon Duval	Mtl, Edm	2005-2011	21	19
90.0 Paul McCallum	BC, Ssk	1994-2014	50	45
90.0 Lance Chomyc	Tor	1986-1991	20	18

#### Most Consecutive Field Goals Made

	Teams	Years	(active)
36 Paul McCallum	BC	2006-2016	
14 Troy Westwood	Wpg	2001-2007	
14 Sean Whyte	Edm, BC	2017-2022	(active)
13 Lui Passaglia	BC	1988-1994	
12 Justin Medlock	Tor, Ham, Wpg	2018-2019	

#### Most Field Goal Made Yards, Career

	Team	Years	FG	Avg
1,609 Mark McLoughlin	Cgy, BC	1988-2005	54	29.8
1,526 Lui Passaglia	BC	1976-2000	48	31.8

#### Most Punts, Playoffs

	Teams	Years
254 Bob Cameron	Wpg	1980-2002
218 Cam Fraser	Ham	1951-1961
203 Alan Ford	Ssk	1965-1975

#### Most Punts, Game

	Team	Date	Opp
22 Bernie Ruoff	Ham	Nov 11/84	at Tor
19 Bernie Ruoff	Ham	Nov 4/84	vs Mtl

#### Most Punting Yards, Playoffs

	Team	Years
10,232 Bob Cameron	Wpg	1980-2002
9,355 Cam Fraser	Ham	1951-1961
7,504 Alan Ford	Ssk	1965-1975

#### Most Punting Yards, Game

	Team	Date	Opp
1,054 Bernie Ruoff	Ham	Nov 11/84	at Tor
942 Bernie Ruoff	Ham	Nov 4/84	vs Mtl

#### Longest Punt

	Team	Date	Opp
89 Lui Passaglia	BC	Nov 10/79	at Cgy
88 Swayze Waters	Tor	Nov 15/15	at Ham
85 Cam Fraser	Ham	Nov 10/51	vs Tor
83 Larry Isbell	Ssk	Nov 10/56	vs Edm
83 Paul Hickie	Edm	Nov 13/83	at Wpg
82 Charlie Shepard	Wpg	Nov 18/61	at Cgy
82 Joe Zuger	Ham	Nov 6/66	vs Mtl
81 Eagle Day	Cgy	Nov 13/61	at Edm
81 Sonny Wade	Mtl	Nov 21/70	at Ham

#### Highest Punting Avg., Career

	Teams	Years	Min 20 punts
48.1 Richie Leone	Ott, Mtl	1953-1957	Min 20 punts
46.2 Ferdie Burket	Ssk	1959-1963	

#### Highest Punting Avg., Game

	Team	Date	Opp	Min 3 atts
55.2 Rob Maver	Cgy	Nov 15/15	vs BC	Min 3 atts
54.0 Lui Passaglia	BC	Nov 11/84	vs Wpg	
53.1 Rod Pantages	Edm	Nov 7/53	vs Wpg	

#### Most Kickoffs, Game

	Team	Date	Opp
10 Damon Duval	Mtl	Nov 22/09	vs BC

#### Most Kickoff Yards, Game

	Team	Date	Opp
638 Damon Duval	Mtl	Nov 22/09	vs BC

#### Longest Kickoff

	Team	Date	Opp
99 Dave Cutler	Edm	Nov 14/76	at Wpg
95 Donald Igwebuike	Bal	Nov 20/94	at Wpg
95 Justin Medlock	Ham	Nov 23/14	vs Mtl
94 Grant Shaw	Edm	Nov 13/16	at Ham
94 Rene Paredes	Cgy	Nov 19/17	vs Edm
92 Boris Bede	Tor	Nov 13/22	vs Mtl



## CFL PLAYOFF INDIVIDUAL RECORDS TO 2022

### RUSHING & RECEIVING

Most Rushing Yards, Career	Teams	Years
2,584 George Reed	Ssk	1963-1975

Most Rushing Yards, Game	Team	Date	Opp	Att
264 Mike Pringle	Mtl	Nov 2/97	vs BC	32
253 Alvin (Skip) Walker	Ott	Nov 14/82	at Ham	30
227 Mike Richardson	Wpg	Nov 22/92	vs Ham	33
211 Mike Pringle	Bal	Nov 4/95	vs Wpg	28
204 George Reed	Ssk	Nov 26/67	at Cgy	37
192 Dave Thelen	Ott	Nov 10/62	vs Mtl	23
191 Dave Thelen	Ott	Nov 12/60	vs Tor	28
190 Chris Garrett	Wpg	Nov 20/11	vs Ham	29
184 Tony Cherry	BC	Nov 13/88	at Ssk	17
179 Charles Roberts	Wpg	Nov 5/06	at Tor	30
177 Kory Sheets	Ssk	Nov 17/13	at Cgy	28
173 Gerry McDougall	Ham	Nov 15/58	at Ott	25
169 Charles Roberts	Wpg	Nov 10/02	vs BC	16
169 Marcus Thigpen	Ssk	Nov 12/17	at Ott	15

Most Rushing Attempts, Career	Teams	Years
577 George Reed	Ssk	1963-1975

Most Rushing Attempts, Game	Team	Date	Opp	Yds
37 George Reed	Ssk	Nov 26/67	at Cgy	204
33 Mike Richardson	Wpg	Nov 22/92	vs Ham	227
32 Mike Pringle	Mtl	Nov 2/97	vs BC	264

Longest Rushing Gain	Team	Date	Opp
100 Bill Symons	Tor	Nov 9/68	vs Ham
95 Jim Chambers	Edm	Nov 3/51	vs Ssk (after lateral)
83 Ted Woods	Cgy	Nov 7/64	at Ssk
80 Leo Lewis	Wpg	Nov 11/55	vs Edm
77 Jim Washington	Wpg	Nov 14/76	vs Edm
76 Kenton Keith	Ssk	Nov 5/06	at Cgy
75 Marcus Thigpen	Ssk	Nov 12/17	at Ott
74 Gerry James	Wpg	Nov 18/61	at Cgy

Most Rushing TDs, Career	Teams	Years
18 George Reed	Ssk	1963-1975
15 Johnny Bright	Cgy, Edm	1952-1961
12 Russ Jackson	Ott	1958-1969

Most Rushing TDs, Game	Team	Date	Opp
6 Lorne Benson	Wpg	Oct 28/53	vs Ssk
3 11 players (most recent: Eric Lapointe 2005)			

Most Receptions, Playoffs	Teams	Years
85 Darren Flutie	BC, Edm, Ham	1991-2001

Most Receptions, Game	Team	Date	Opp	Yds
16 Derrell Mitchell	Tor	Nov 8/98	at Mtl	180
15 Rollin Prather	Edm	Oct 25/52	vs Cgy	270
15 Tony Gabriel	Ott	Nov 10/74	vs Ham	188
14 Ed Hervey	Edm	Nov 2/97	vs Ssk	173
12 Allen Pitts	Cgy	Nov 13/94	vs Ssk	183
12 Arland Bruce III	Tor	Nov 14/04	at Mtl	101

Most Receiving Yards, Game	Team	Date	Opp	Rec
270 Rollin Prather	Edm	Oct 25/52	vs Cgy	15
260 Mervyn Fernandez	BC	Nov 20/83	vs Wpg	7
251 Hal Waggoner	Ham	Nov 17/56	at Mtl	7
207 Chad Owens	Tor	Nov 18/12	at Mtl	11
197 Willie Armstead	Cgy	Nov 10/79	vs BC	10
189 Ken Nielsen	Wpg	Nov 20/65	at Cgy	5
188 Tony Gabriel	Ham	Nov 10/74	vs Ham	15
186 Terry Greer	Tor	Nov 21/82	vs Ott	9
186 Greg Ellingson	Ott	Nov 22/15	vs Ham	5
185 Eddie Brown	Edm	Nov 12/94	vs BC	6
185 Darren Flutie	BC	Nov 5/95	at Edm	11
183 Allen Pitts	Cgy	Nov 13/94	vs Ssk	12
183 Ryan Thelwell	BC	Nov 14/04	vs Ssk	9
182 Donald Narcisse	Ssk	Nov 15/92	at Edm	10
180 Derrell Mitchell	Tor	Nov 8/98	at Mtl	16

Most 100-Yard Receiving Games	Teams	Years
6 Darren Flutie	BC, Edm, Ham	1991-2001
6 James Murphy	Wpg	1982-1989
5 Allen Pitts	Cgy	1990-2000

### RECEIVING, SCRIMMAGE & PASSING

Longest Pass Reception	Team	Date	Opp	QB
109 Ken Nielsen	Wpg	Nov 20/65	at Cgy	Ken Ploen
102 Alex Webster	Mtl	Nov 20/54	vs Ham	Sam Etcheverry
102 Pat Stogua	Ott	Nov 15/81	at Ham	J.C. Watts
100 Ray Truant	Ham	Nov 18/53	vs Mtl	Ed Songin
99 Hal Waggoner	Ham	Nov 19/52	at Tor	Bill Mackrides
99 Darrell K. Smith	Tor	Nov 11/90	vs Ott	Willie Gillus
98 Doug Allen	Edm	Nov 23/86	vs BC	Matt Dunigan
94 Dave Cramer	Cgy	Nov 14/70	at Ssk	Jerry Keeling
93 Greg Ellingson	Ott	Nov 22/15	vs Ham	Henry Burris
90 5x: last Kerry Watkins	Mtl	Nov 22/09	vs BC	Anthony Calvillo

Most Receiving TDs, Career	Teams	Years
12 Terry Evanshen	Mtl, Cgy, Ham	1965-1976
11 Rollie Miles	Edm	1951-1960

Most Receiving TDs, Game	Team	Date	Opp
4 Ron Morris	Tor	Nov 11/61	at Ott
3 Hal Waggoner	Ham	Nov 17/56	at Mtl
3 Jackie Parker	Edm	Nov 17/56	vs Ssk
3 Jim Dillard	Ott	Nov 19/66	vs Ham
3 John Holland	Ham	Nov 11/79	at Ott
3 Merv Fernandez	BC	Nov 20/83	vs Wpg
3 Darren Flutie	BC	Nov 20/94	at Cgy
3 Jim Sandusky	Edm	Nov 10/96	vs Wpg
3 S.J. Green	Mtl	Nov 23/14	at Ham
3 Eric Rogers	Cgy	Nov 18/18	vs Wpg

Yards from Scrimmage, Career	Team	Years	Rush	Recg
3,355 George Reed	Ssk	1963-1975	2584	771
2,419 Johnny Bright	Cgy, Edm	1952-1961	2051	368
2,259 Norm Kwong	Cgy, Edm	1948-1960	2009	250

Yards from Scrimmage, Game	Team	Date	Opp	Rush	Recg
270 Rollin Prather	Edm	Oct 25/52	vs Cgy	0	270
264 Mike Pringle	Mtl	Nov 2/97	vs BC	0	0
260 Mervyn Fernandez	BC	Nov 20/83	vs Wpg	0	260
253 Alvin (Skip) Walker	Ott	Nov 14/82	at Ham	253	0
251 Hal Waggoner	Ham	Nov 17/56	at Mtl	0	0
247 Mike Richardson	Wpg	Nov 22/92	vs Ham	227	20
233 Bill Symons	Tor	Nov 9/68	vs Ham	153	80
231 Dave Thelen	Ott	Nov 10/62	vs Mtl	192	39
226 Mike Pringle	Bal	Nov 4/95	vs Wpg	211	15
216 Avon Cobourne	Mtl	Nov 21/10	vs Mtl	163	53
216 Willard Reaves	Wpg	Nov 4/84	vs Edm	133	83
212 Alex Webster	Mtl	Nov 20/54	vs Ham	55	157
212 Gerry McDougall	Ham	Nov 23/57	vs Mtl	109	103
207 Chad Owens	Tor	Nov 18/12	at Mtl	0	207

### PASSING

Most Playoff QB Starts, Career	Team	Years	W	L	T
35 Ron Lancaster	Ott, Ssk	1960-1976	19	16	0
25 Russ Jackson	Ott	1960-1976	15	10	0
22 Damon Allen	5 teams	1985-2006	9	13	0
21 Eagle Day	Wpg, Cgy	1956-1965	9	12	0
21 Ken Ploen	Wpg	1957-1966	15	5	1
18 Jackie Parker	Edm	1954-1961	12	6	0
18 Tracy Ham	Edm, Bal, Mtl	1988-1999	8	10	0
17 Bernie Faloney	Edm, Ham, Mtl	1954-1965	12	5	0
15 Jack Jacobs	Wpg	1950-1954	7	7	1
15 Tom Clements	Ott, Ham, Wpg	1975-1987	6	9	0

Most Passing Yards, Game	Team	Date	Opp	Att	Com	TD
518 Tony Curcillo	Ham	Nov 17/56	at Mtl	44	23	5
513 Anthony Calvillo	Mtl	Nov 13/11	vs Ham	42	30	3
492 Ron Lancaster	Ssk	Nov 11/63	vs Cgy	48	26	5
468 Kent Austin	Ssk	Nov 15/92	at Edm	46	32	1
467 Rick Johnson	Cgy	Nov 10/79	vs BC	36	28	3
457 Trevor Harris	Ott	Nov 12/17	vs Ssk	60	37	2
454 Tom Dublinski	Tor	Nov 12/55	vs Tor	31	19	3
448 Bernie Faloney	Ham	Nov 25/61	vs Tor	42	26	5
448 Jeff Garcia	Cgy	Nov 15/98	vs Edm	46	32	3
445 Tom Clements	Wpg	Nov 13/83	vs Edm	28	21	3
441 Tracy Ham	Edm	Nov 18/90	at Cgy	37	22	2
437 Kevin Glenn	Ham	Nov 15/09	vs BC	51	31	2
435 Darian Durant	Ssk	Nov 11/12	at Cgy	37	24	4
427 Sam Etcheverry	Mtl	Nov 20/54	vs Ham	32	19	2
421 Trevor Harris	Edm	Nov 10/19	at Mtl	39	36	1

# CFL PLAYOFF INDIVIDUAL RECORDS TO 2022

## PASSING

Most Pass Attempts, Game	Team	Date	Opp	Com	
60	Trevor Harris	Ott	Nov 12/17	vs Ssk	37
51	Reggie Slack	Wpg	Nov 4/95	at Bal	29
51	Kevin Glenn	Ham	Nov 15/09	vs BC	31
50	Tobin Rote	Tor	Nov 20/60	vs Ott	22
49	Ed Songin	Ham	Nov 20/54	at Mtl	20
49	Dieter Brock	Ham	Nov 11/84	at Tor	23
49	Kerwin Bell	Tor	Nov 8/98	at Mtl	38
49	Ricky Ray	Edm	Nov 15/08	at Mtl	26
49	Travis Lulay	BC	Nov 14/10	at Ssk	28

Most Pass Completions, Game	Team	Date	Opp	Att	
38	Kerwin Bell	Tor	Nov 8/98	at Mtl	49
37	Trevor Harris	Ott	Nov 12/17	vs Ssk	60
36	Trevor Harris	Edm	Nov 10/19	at Mtl	39
35	Mike Kerrigan	Ham	Nov 23/86	at Tor	47
35	Matt Nichols	Wpg	Nov 12/17	vs Edm	48
34	Jason Maas	Edm	Nov 7/04	vs Ssk	48
33	Marcus Crandell	Ssk	Nov 13/05	at Mtl	48
33	Travis Lulay	BC	Nov 18/12	vs Cgy	46
32	Kent Austin	Ssk	Nov 15/92	at Edm	46
32	Jeff Garcia	Cgy	Nov 15/98	vs Edm	46

Highest Completion Pct., Career	Years	Min. 120 atts	
73.4	Trevor Harris	Tor, Ott, Edm, Mtl	2012-2021
69.0	Jeremiah Masoli	Ham	2013-2021
68.0	Dave Dickenson	Cgy, BC	1997-2007

Highest Completion Pct., Game (Min. 18 Atts)	Opp	Att	Com			
92.3	Trevor Harris	Edm	Nov 10/19	at Mtl	39	36
90.6	Trevor Harris	Ott	Nov 18/18	vs Ham	32	29
85.7	Russ Jackson	Ott	Nov 15/58	vs Ham	21	18
83.3	Jason Maas	Edm	Nov 7/64	vs Cgy	18	15
82.6	Darian Durant	Ssk	Nov 10/13	vs BC	23	19
81.0	Zach Collaros	Wpg	Dec 5/21	vs Ssk	21	17
80.0	Ron Lancaster	Ssk	Nov 7/64	vs Cgy	35	28

Most Interceptions Thrown, Game	Opp			
5	Glenn Dobbs	Ssk	Oct 28/53	at Wpg
5	Jack Jacobs	Wpg	Oct 30/54	vs Ssk
5	Tony Curcillo	Ham	Nov 17/56	at Mtl
5	Ron Lancaster	Ssk	Nov 20/63	at BC
5	Ron Lancaster	Ssk	Nov 9/64	at Cgy

Most TD Passes, Game	Opp			
6	Trevor Harris	Ott	Nov 18/18	vs Ham
5	Tom O'Malley	Ott	Nov 21/51	vs Sar
5	Tony Curcillo	Ham	Nov 17/56	at Mtl
5	Bernie Faloney	Ham	Nov 26/61	vs Tor (3 in OT)
5	Ron Lancaster	Ssk	Nov 11/63	vs Cgy
5	Ken Hobart	Ham	Nov 17/85	vs Mtl
5	Danny Barrett	Cgy	Nov 10/91	vs BC
5	Anthony Calvillo	Mtl	Nov 22/09	vs BC

Most Punt Returns, Playoffs	Years		
93	Rollie Miles	Edm	1951-1960
77	Henry Williams	Edm	1986-1999
73	Gene Wlasiuk	Wpg, Ssk	1957-1967
65	Gord Rowland	Wpg	1954-1962
62	Jim Copeland	Ssk, Tor	1961-1968

Most Punt Returns, Game	Opp			
13	Jan Carinci	Tor	Nov 11/84	vs Ham
12	Gene Wlasiuk	Ssk	Nov 26/67	at Cgy
11	Leigh McMillan	Edm	Nov 11/58	vs Ssk
11	Ron Howell	Ham	Nov 26/61	vs Tor
11	Larry Robinson	Cgy	Nov 20/68	vs Ssk

Most Punt Return Yards, Career	Years		
777	Henry Williams	Edm	1986-1999
608	Rollie Miles	Edm	1951-1960

Most Punt Return Yards, Game	Opp			
226	Brandon Banks	Ham	Nov 23/14	vs Mtl
203	Larry Taylor	Mtl	Nov 15/08	vs Edm
159	Christian Jones	Ssk	Nov 19/17	at Tor
157	Johnny Rodgers	Mtl	Nov 15/75	at Ott
151	Tristan Jackson	Edm	Nov 15/08	at Mtl

## KICK RETURNS

Longest Punt Return, Game	Team	Date	Opp	
106	Ryan Grice-Mullen	BC	Nov 22/09	at Mtl
103	Henry Williams	Edm	Nov 15/92	vs Ssk
101	Bashir Levingston	Tor	Nov 10/02	at Ssk
97	Larry Taylor	Mtl	Nov 15/08	vs Edm
95	Johnny Rodgers	Mtl	Nov 15/75	at Ott
95	Curtis Mayfield	Ssk	Nov 9/97	at Edm
93	3x: last Brandon Banks	Ham	Nov 23/14	vs Mtl

Most Punt Return TDs, Career	Years		
2	Larry Taylor	Mtl, Cgy	2008-2015
2	Brandon Banks	Ham	2014-2018
2	Tristan Jackson	Edm, Ssk, Ott	2008-2016

Most Punt Return TDs, Game	Opp	Yds			
2	Larry Taylor	Mtl	Nov 15/08	vs Edm	64, 97
2	Brandon Banks	Ham	Nov 23/14	vs Mtl	93, 88

Most Kickoff Returns, Playoffs	Years		
32	Rollie Miles	Edm	1951-1960
27	Henry Williams	Edm	1986-1999
27	Marvin Coleman	Cgy, Wpg	1994-2002

Most Kickoff Returns, Game	Opp			
7	Eric Blount	Edm	Nov 12/95	at Cgy
7	Eric Guliford	Wpg	Nov 10/96	vs Edm
7	Jimmy Cunningham	BC	Nov 2/97	at Mtl
7	Bashir Levingston	Tor	Nov 9/03	at Mtl

Most Kickoff Return Yards, Career	Years		
805	Gerry James	Wpg	1952-1961
782	Rollie Miles	Edm	1951-1960
675	Bashir Levingston	Tor	2002-2006

Most Kickoff Return Yards, Game	Opp			
185	Angelo Santucci	Ham	Nov 9/75	at Mtl
183	Demetris Summers	Cgy	Nov 15/08	vs BC
181	Loucheiz Purifoy	Ssk	Nov 18/18	vs Wpg
176	Gene Gaines	Ott	Nov 14/64	vs Ham
176	Skyler Green	Edm	Nov 15/09	at Cgy

Longest Kickoff Return	Opp			
128	Gene Gaines	Ott	Nov 14/64	vs Ham
101	Gerry James	Wpg	Nov 6/57	vs Edm
99	Mario Alford	Mtl	Nov 10/19	vs Edm
98	Ron Howell	Ham	Nov 12/55	vs Tor
97	Arland Bruce III	Tor	Nov 14/04	at Mtl
95	Doug Smylie	Tor	Nov 26/52	vs Sar
95	Cowboy Woodruff	Edm	Nov 2/60	vs Cgy
93	Skyler Green	Edm	Nov 15/09	at Cgy

Playoff Kickoff Ret TDs, Career	Years		
3	Gerry James	Wpg	1952-1962

Playoff Kickoff Return TDs (chronological)	Opp				
81	Rollie Miles	Edm	Nov 3/51	vs Ssk	
80	Jim Chambers	Edm	Nov 12/51	at Ssk	
95	Doug Smylie	Tor	Nov 26/52	vs Sar	
92	Gerry James	Wpg	Oct 31/51	at Ssk	
87	Gerry James	Wpg	Nov 1/54	at Ssk	
98	Ron Howell	Ham	Nov 12/55	vs Tor	
101	Gerry James	Wpg	Nov 6/57	vs Edm	
95	Cowboy Woodruff	Edm	Nov 2/60	vs Cgy	
128	Gene Gaines	Ott	Nov 14/64	vs Ham	Playoff record
91	Michael Clemons	Tor	Nov 17/96	vs Mtl	
97	Arland Bruce III	Tor	Nov 14/04	at Mtl	
93	Skyler Green	Edm	Nov 15/09	at Cgy	
99	Mario Alford	Mtl	Nov 10/19	vs Edm	

Most FG Miss Returns, Career	Years		
9	Henry Williams	Edm	1986-1999

Most FG Miss Ret Yards, Career	Years		
316	Henry Williams	Edm	1986-1999
172	Bashir Levingston	Tor	2002-2006

Longest FG Miss Return	Team	Date	Opp	
112	Arland Bruce III	Wpg	Nov 10/02	vs BC
81	Bashir Levingston	Tor	Nov 2/03	vs BC

# CFL PLAYOFF INDIVIDUAL RECORDS TO 2022

## COMBINED YARDS & DEFENCE

Most Combined Yards, Game	Team	Date	Opp	Rush	Rec	Ret
364	Michael Clemons	Tor	Nov 11/90	vs Ott	141	50 173
346	Chad Owens	Tor	Nov 18/12	at Mtl	0	207 139
294	Lucius Floyd	Edm	Nov 14/93	vs Ssk	121	70 103
294	Brandon Banks	Ham	Nov 23/14	vs Mtl	35	33 226
292	Diontae Spencer	Ott	Nov 12/17	vs Ssk	0	157 135
280	Rollie Miles	Edm	Nov 14/53	vs Wpg	49	135 96
273	Marcus Thigpen	Ham	Nov 13/11	vs Mtl	56	17 200
270	Rollin Prather	Edm	Oct 25/52	vs Cg	0	270 0
264	Mike Pringle	Mtl	Nov 2/97	vs BC	264	0 0
260	Mervyn Fernandez	BC	Nov 20/83	vs Wpg	0	260 0
259	Hal Waggoner	Ham	Nov 17/56	at Mtl	0	251 8
255	Johnny Rodgers	Mtl	Nov 15/75	at Ott	27	47 181
253	Alvin (Skip) Walker	Ott	Nov 14/82	at Ham	253	0 0
253	Bill Symons	Tor	Nov 9/68	vs Ham	153	80 20
247	Mike Richardson	Wpg	Nov 22/92	vs Ham	227	20 0

### Most Interceptions, Career

	Years		
12	Don Sutherland	Ham, Ott, Tor	1958-1970
9	Bob Kosid	Ssk	1964-1972
9	Garney Henley	Ham	1960-1975
9	Oscar Kruger	Edm	1954-1961
8	Rollie Miles	Edm	1951-1960
8	Bud Grant	Wpg	1953-1956

### Most Interceptions, Game

	Opp	Yds
5	Bud Grant	Wpg Oct 28/53 vs Ssk 38
4	Felix Wright	Ham Nov 11/84 at Tor 69
3	Keith Pearce	Wpg Nov 11/54 vs Edm 14
3	Oscar Kruger	Edm Nov 4/59 vs BC 41
3	Art Johnson	Cgy Nov 9/63 vs Ssk 8
3	Darrell Moir	Tor Nov 16/86 at Ham 32
3	Josh Johnson	Edm Nov 10/19 vs Mtl 29
3	Jonathan Moxey	Cgy Nov 28/21 at Ssk 20

### Most Interception Return Yards, Career

	Years		
219	Marvin Coleman	Cgy, Wpg	1994-2003
167	Glenn Rogers Jr.	Edm, BC	1993-1999
157	Harvey Wylie	Cgy, Wpg	1956-1964
151	Gene Gaines	Mtl, Ott	1961-1976
147	Don Sutherland	Ham, Ott, Tor	1958-1970
144	Bob Kosid	Ssk	1964-1972

### Most Interception Return Yds, Game

	Opp	
151	Marvin Coleman	Cgy Nov 4/95 vs Ham
116	Kenny Wheaton	Tor Nov 5/04 vs Ham
115	Alfred Jordan	Cgy Nov 2/97 vs Ssk
106	Greg Peterson	Cgy Nov 15/87 at Edm
103	Glenn Rogers Jr.	Edm Nov 10/96 vs Wpg
102	Harry Skipper	Ssk Nov 12/89 at Cgy

### Longest Interception Return

	Opp	
116	Kenny Wheaton	Tor Nov 5/04 vs Ham
115	Alfred Jordan	Cgy Nov 2/97 vs Ssk
106	Greg Peterson	Cgy Nov 15/87 at Edm
105	D.Skrien & T.Casey	Wpg Nov 14/53 at Edm Lateral: 40, 65
102	Harry Skipper	Ssk Nov 12/89 at Cgy
95	Tracy Graveley	Bal Nov 4/95 vs Wpg
95	Marvin Coleman	Cgy Nov 4/95 vs Ham
90	Tom Moran	Mtl Nov 17/56 vs Ham

### Most Interception Return TDs, Career

	Years		
2	Tony Golab *	Ott	1939-1950
2	Marvin Coleman	Cgy, Wpg	1994-2003
2	Glenn Rogers Jr.	Edm, BC	1993-1999

### Most Interception Return TDs, Game

	Opp	
2	Tony Golab *	Ott Nov 11/48 at Mtl (+ o/s kick rec)
2	Marvin Coleman	Cgy Nov 4/95 vs Ham

### Most Fumble Returns, Career

	Years		
7	Peter Giftopoulos	Ham	1988-1995
6	Buddy Tinsley	Wpg	1950-1960
5	Roger Savoie	Wpg	1952-1965
5	Gene Gaines	Mtl, Ott	1962-1969

### Most Fumble Returns, Game

	Opp	
3	Eric Carter	BC Nov 10/02 at Wpg

## DEFENSIVE RECORDS

Most Fumble Return Yards, Career	Years		
140	Ed McQuarters	Ssk	1966-1974
118	Ben Zambiasi	Ham, Tor	1978-1988
103	Jerald Brown	Mtl	2009-2014
96	Fred Bennett	Cgy	2012-2016
94	Elie Bouka	Ssk	2017-2022
92	Simoni Lawrence	Edm, Ham	2012-2022
82	Vince Phason	Wpg	1975-1985
77	Damaso Munoz	Edm, Ott	2011-2016

### Longest Fumble Return

	Opp	
103	Jerald Brown	Mtl Nov 16/14 vs BC
102	Ben Zambiasi	Ham Nov 11/78 at Mtl
96	Fred Bennett	Cgy Nov 11/12 vs Ssk (def. 2-pt convert)
94	Elie Bouka	Ssk Dec 5/21 at Wpg
92	Simoni Lawrence	Ham Nov 11/18 vs BC
82	Vince Phason	Wpg Nov 12/77 at BC
80	Ed McQuarters	Ssk Nov 18/70 at Cgy
77	Damaso Munoz	Edm Nov 13/11 vs Cgy

### Most Fumble Return TDs, Career

	Years		
2	Fritz Falgren	Ssk	1936
2	Tom Casey	HWC, Wpg	1949-1955
2	Joe Harris	Ham, Tor	1978-1988

### Most Fumble Return TDs, Game

	Opp	
2	Fritz Falgren	Reg Oct 31/36 at Wpg
2	Joe Harris	Ham Nov 13/76 vs Mtl

### Most Defensive Tackles, Game (1987-)

	CORRECTED	
14	Brendon Ayanbadejo	BC Nov 10/02 at Wpg
14	Deron Mayo	Cgy Nov 17/13 vs Ssk
13	Marvin Pope	Cgy Nov 22/92 vs Edm
13	Bear Woods	Mtl Nov 23/14 at Ham
12	Doug Landry	Cgy Nov 12/89 vs Ssk
12	Deon Lacey	Ssk Nov 28/21 vs Cgy
11	6x latest: T. Breckenridge	Nov 16/14 at Edm

### Most Special Team Tackles, Game (1991-) (Since 1991)

	CORRECTED	
5	Paul Nastasiuk	Tor Nov 17/91 vs Wpg
5	Paul Bushey	Ham Nov 21/93 at Wpg
5	Dave Donaldson	BC Nov 8/98 at Edm

### Most Total Tackles, Game (Since 1987)

	Opp	DT/ST
14	Brendon Ayanbadejo	BC Nov 10/02 vs Ssk (14/0)
14	Deron Mayo	Cgy Nov 17/13 vs Ssk (14/0)
13	Marvin Pope	Cgy Nov 22/82 at BC (13/0)
13	Bear Woods	Mtl Nov 23/14 at Ham (13/0)
12	Doug Landry	Cgy Nov 12/89 vs Mtl (12/0)
12	Stefen Reid	Mtl Nov 8/98 vs Tor (9/3)
12	Deon Lacey	Ssk Nov 28/21 vs Cgy (12/0)

### Most QB Sacks, Career

	Years		
11.0	Tony Norman	Wpg	1980-1986
9.5	Grover Covington	Ham	1981-1990
9.0	Ted Laurent	Edm, Ham	2011-2022
8.5	James Parker	Edm, BC	1985-1992
8.0	Michael Gray	BC, Wpg	1980-1990
8.0	Elfrid Payton	Six teams	1991-2002
7.0	Jackson Jeffcoat	Wpg	2017-2022
7.0	Ja'Gared Davis	Cgy, Ham, Tor	2016-2022

### Most QB Sacks, Game

	Opp	
5.0	Cameron Wake	BC Nov 18/07 vs Ssk
4.0	Tony Norman	Wpg Nov 11/84 at BC
4.0	Grover Covington	Ham Nov 17/85 vs Mtl
4.0	Stu Laird	Cgy Nov 15/87 vs Edm
3.5	James Curry	Tor Nov 11/84 vs Ham

### Most Pass Knockdowns, Game

	Opp	
4	Andre Francis	BC Nov 13/88 vs Edm
4	Anthony Jackson	Cgy Nov 23/14 vs Edm
3	Many times last A.Darby	Wpg Nov 13/22 vs BC

**GREY CUP RECORD BOOK - 1909 TO 2022**

A/T GREY CUP STANDINGS TEAM	W-L RECORD:					LAST		COACHING WINS			
	GP	W	L	PF	PA	GAME	GREY CUP WINNING YEARS	HEAD COACH	W	GM	Last
Toronto Argonauts	24	18	6	516	352	2022	1914, 1921, 1933, 1937-38, 1945-47, 1950, 1952, 1983 1991, 1996-97, 2004, 2012, 2017, 2022	Lew Hayman	5	5	1949
Edmonton Elks	25	14	11	559	599	2015	1954-56, 1975, 1978-82, 1987, 1993, 2003, 2005, 2015	Frank Clair	5	6	1969
Winnipeg Blue Bombers / 'Pegs	27	12	15	505	548	2022	1935 'Pegs, 1939, 1941, 1958, 1959, 1961, 1962, 1984, 1988, 1990, 2019, 2021	Hugh Campbell	5	6	1982
Ottawa Rough Riders-Senators-Redblacks	18	10	8	351	310	2018	1925-26, 1940, 1951, 1960, 1968-69, 1973, 1976, 2016	Don Matthews	5	9	2002
Calgary Stampeders	17	8	9	359	398	2018	1948, 1971, 1992, 1998, 2001, 2008, 2014, 2018	Wally Buono	5	9	2011
Hamilton Tiger-Cats	22	8	14	486	557	2021	1953, 1957, 1963, 1965, 1967, 1972, 1986, 1999	Billy Hughes	4	5	1932
Montreal Alouettes	18	7	11	398	402	2010	1949, 1970, 1974, 1977, 2002, 2009-2010	Bud Grant	4	6	1962
BC Lions	10	6	4	251	222	2011	1964, 1985, 1994, 2000, 2006, 2011	Liz Marriott	3	3	1915
Regina-Saskatchewan Roughriders	19	4	15	291	478	2013	1966, 1989, 2007, 2013	Ted Morris	3	3	1947
Baltimore CFL Stallions	2	1	1	60	46	1995	1995	Frank Ivy	3	3	1956
<b>PRE-1945 TEAMS:</b>								Ralph Sazio	3	4	1967
Hamilton Tigers	8	5	3	151	61	1932	1913, 1915, 1928-29, 1932	Marc Trestman	3	4	2017
University of Toronto	6	4	2	81	47	1926	1909-11, 1920	Harry Griffith	2	2	1910
Queen's University	3	3	0	78	4	1924	1922-24	Dave McCann	2	2	1926
Sarnia Imperials	3	2	1	49	36	1936	1934, 1936	Mike Rodden	2	5	1929
Toronto Balmy Beach	4	2	2	30	43	1940	1927, 1930	Art Massucci	2	2	1936
Hamilton Alerts	1	1	0	11	4	1912	1912	Reg Threlfall	2	5	1941
Montreal AAA Winged Wheelers	1	1	0	22	0	1931	1931	Marv Levy	2	3	1977
Montreal St. Hyacinthe-Donaconna Navy	1	1	0	7	6	1944	1944	Mike Riley	2	2	1990
Toronto RCAF Hurricanes	1	1	0	8	5	1942	1942	Ron Lancaster	2	4	1999
Hamilton Flying Wildcats	2	1	1	29	21	1944	1943	John Hufnagel	2	3	2014
Toronto Rowing Club	1	0	1	7	13	1915		Mike O'Shea	2	3	2021
Winnipeg Tammany Tigers	1	0	1	1	24	1925		<b>GREY CUP GAMES:</b>			
Toronto Parkdale Canoe Club	2	0	2	8	70	1913		Don Matthews	5	9	2005
Winnipeg RCAF Bombers	2	0	2	19	31	1943		Wally Buono	5	9	2011
<b>ALL-TIME TOTAL: 1909 - 2022</b>	<b>109</b>	<b>109</b>	<b>109</b>	<b>4277</b>	<b>4277</b>			Frank Clair	5	6	1969
								Hugh Campbell	5	6	1982
								Bud Grant	4	6	1965

**GREY CUP GAMES #1 TO 109:**

GREY CUP #	GAME LOCATION		CONDITIONS & ATTENDANCE		GAME RESULTS			HEAD COACHES		
	YEAR	NO DATE	SITE	STADIUM	TEMP / CONDITIONS	ATTEN	CHAMPION	LOSING TEAM	WINNING	LOSING
1909	1	Dec 4	Toronto	Rosedale Field	36F Cloudy, good field	3,807	U of Toronto	26 Tor Parkdale	6 Harry Griffith	Ed Livingstone
1910	2	Nov 26	Hamilton	HAAA Cricket G	34F Overcast, muddy field	12,000	U of Toronto	16 Hamilton Tigers	7 Harry Griffith	Seppi Dumoulin
1911	3	Nov 25	Toronto	Varsity	30F Snow flurries, frozen field	13,687	U of Toronto	14 Toronto	7 Dr. A.B. Wright	Billy Foulds
1912	4	Nov 30	Hamilton	HAAA Cricket G	40F Clear, good field	5,337	Hamilton Alerts	11 Toronto	4 Liz Marriott	Jack Newton
1913	5	Nov 29	Hamilton	HAAA Cricket G	40F Overcast, slippery field	2,100	Hamilton Tigers	44 Tor Parkdale	2 Liz Marriott	Ed Livingstone
1914	6	Dec 5	Toronto	Varsity	36F Cloudy, good field	10,500	Toronto	14 U of Toronto	2 Billy Foulds	Hugh Gall
1915	7	Nov 20	Toronto	Varsity	40F Raining, muddy field	2,808	Hamilton Tigers	13 Toronto Row Cl	7 Liz Marriott	Ed Livingstone
1920	8	Dec 4	Toronto	Varsity	47F Raining, muddy field	10,088	U of Toronto	16 Toronto	3 Laddie Cassels	Mike Rodden
1921	9	Dec 3	Toronto	Varsity	38F Snow flurries, good field	9,558	Toronto	23 Edmonton	0 Sinc McEvenue	Deacon White
1922	10	Dec 2	Kingston	Richardson	34F Clear, frozen field	4,700	Queen's U	13 Edmonton	1 Billy Hughes	Deacon White
1923	11	Dec 1	Toronto	Varsity	43F Overcast, good field	8,629	Queen's U	54 Regina	0 Billy Hughes	Jack Ellis
1924	12	Nov 29	Toronto	Varsity	32F Clear, muddy field	5,978	Queen's U	11 Balmy Beach	3 Billy Hughes	Rodden/Buett
1925	13	Dec 5	Ottawa	Lansdowne	39F Raining, muddy field	6,900	Ottawa	24 Winnipeg Tamm	1 Dave McCann	Harold Roth
1926	14	Dec 4	Toronto	Varsity	22F Snow flurries, frozen field	8,276	Ottawa	10 U of Toronto	7 Dave McCann	R.McPherson
1927	15	Nov 26	Toronto	Varsity	48F Raining, very muddy field	13,676	Balmy Beach	9 Hamilton T	6 Harry Hobbs	Mike Rodden
1928	16	Dec 1	Hamilton	HAAA Cricket G	37F Overcast, muddy field	4,767	Hamilton Tigers	30 Regina	0 Mike Rodden	Howie Milne
1929	17	Nov 30	Hamilton	HAAA Cricket G	22F Snow flurries, frozen field	1,906	Hamilton Tigers	14 Regina	3 Mike Rodden	Al Ritchie
1930	18	Dec 6	Toronto	Varsity	40F Raining, muddy field	3,914	Balmy Beach	11 Regina	6 Alex Ponton	Al Ritchie
1931	19	Dec 5	Montréal	Molson	13F Snowing, frozen field	5,112	Montreal AAA	22 Regina	0 Clary Foran	Al Ritchie
1932	20	Dec 3	Hamilton	HAAA Cricket G	47F Cloudy, good field	4,806	Hamilton Tigers	25 Regina	6 Billy Hughes	Al Ritchie
1933	21	Dec 9	Sarnia	Davis Field	14F Snow flurries, frozen field	2,751	Toronto	4 Sarnia	3 Lew Hayman	Pat Ouelette
1934	22	Nov 24	Toronto	Varsity	38F Overcast, good field	8,900	Sarnia	20 Regina	12 Art Massucci	Greg Grassick
1935	23	Dec 7	Hamilton	HAAA Cricket G	37F Raining, muddy field	6,405	Winnipeg 'Pegs	18 Hamilton Tigers	12 Bob Fritz	Fred Veale
1936	24	Dec 5	Toronto	Varsity	27F Cloudy, frozen field	5,883	Sarnia	26 Ottawa	20 Art Massucci	Billy Hughes
1937	25	Dec 11	Toronto	Varsity	25F Snow flurries, frozen field	11,522	Toronto	4 Winnipeg	3 Lew Hayman	Bob Fritz
1938	26	Dec 10	Toronto	Varsity	44F Cloudy, good field	18,778	Toronto	30 Winnipeg	7 Lew Hayman	Reg Threlfall
1939	27	Dec 9	Ottawa	Lansdowne	22F Snowing, frozen field	11,738	Winnipeg	8 Ottawa	7 Reg Threlfall	Ross Trimble
1940	28	Nov 30	Toronto	Varsity	33F Blizzard, snow-covered	4,998	Ottawa	12 Balmy Beach	5 Ross Trimble	Alex Ponton
		Dec 7	Ottawa	Lansdowne	24F Rain/sleet, snow-covered	1,700	Ottawa	8 Balmy Beach	2	
1941	29	Nov 29	Toronto	Varsity	58F Partly cloudy, excellent	19,065	Winnipeg	18 Ottawa	16 Reg Threlfall	Ross Trimble
1942	30	Dec 5	Toronto	Varsity	33F Snow flurries, slippery	12,455	Toronto RCAF	8 Wpg RCAF	5 Lew Hayman	Reg Threlfall
1943	31	Nov 27	Toronto	Varsity	39F Overcast, good field	16,423	Hamilton FWC	23 Wpg RCAF	14 Brian Timmis	Reg Threlfall
1944	32	Nov 25	Hamilton	Civic Stadium	33F Overcast, good field	3,871	Montreal Navy	7 Hamilton FWC	6 Glen Brown	Eddie McLean
1945	33	Dec 1	Toronto	Varsity	32F Clear, snow-covered	18,660	Toronto	35 Winnipeg	0 Ted Morris	Bert Warwick
1946	34	Nov 30	Toronto	Varsity	39F Overcast, good field	18,960	Toronto	28 Winnipeg	6 Ted Morris	Jack West
1947	35	Nov 29	Toronto	Varsity	32F Overcast, frozen field	18,885	Toronto	10 Winnipeg	9 Ted Morris	Jack West
1948	36	Nov 27	Toronto	Varsity	44F Overcast, good field	20,013	Calgary	12 Ottawa	7 Les Lear	Wally Masters
1949	37	Nov 26	Toronto	Varsity	17F Snowing, muddy field	20,087	Montréal	28 Calgary	15 Lew Hayman	Les Lear

1. No Grey Cup games between 1916 and 1919 due to WW I and a 1919 rules of play dispute.

3. No Grey Cup game in 2020 due to the Covid-19 Pandemic.

2. The 1940 Grey Cup was played as a two-game total points series.

**GREY CUP RECORD BOOK - 1909 TO 2022**

GREY CUP #		GAME LOCATION		CONDITIONS & ATTENDANCE		GAME RESULTS			HEAD COACHES		
YEAR	NO DATE	SITE	STADIUM	TEMP / CONDITIONS	ATTEN	CHAMPION	LOSING TEAM	WINNING	LOSING	WINNING	LOSING
1950	38 Nov 25	Toronto	Varsity	46F Cloudy, muddy quagmire	27,101	Toronto	13 Winnipeg	0	Frank Clair	Frank Larson	
1951	39 Nov 24	Toronto	Varsity	31F Clear, good field	27,341	Ottawa	21 Saskatchewan	14	Clem Crowe	Harry Smith	
1952	40 Nov 29	Toronto	Varsity	32F Clear, good field	27,391	Toronto	21 Edmonton	11	Frank Clair	Frank Filchok	
1953	41 Nov 28	Toronto	Varsity	45F Clear, 5 km winds	27,313	Hamilton	12 Winnipeg	6	Carl Voyles	George Trafton	
1954	42 Nov 27	Toronto	Varsity	41F Clear, good field	27,321	Edmonton	26 Montréal	25	Frank Ivy	Doug Walker	
1955	43 Nov 26	Vancouver	Empire	38F Overcast, 3 km wind, wet	39,417	Edmonton	34 Montréal	19	Frank Ivy	Doug Walker	
1956	44 Nov 24	Toronto	Varsity	20F Clear, slippery field	27,425	Edmonton	50 Montréal	27	Frank Ivy	Doug Walker	
1957	45 Nov 30	Toronto	Varsity	38F Clear, good field	27,051	Hamilton	32 Winnipeg	7	Jim Trimble	Bud Grant	
1958	46 Nov 29	Vancouver	Empire	48F Cloudy, good field	34,426	Winnipeg	35 Hamilton	28	Bud Grant	Jim Trimble	
1959	47 Nov 28	Toronto	Exhibition	28F Cloudy, muddy field	33,133	Winnipeg	21 Hamilton	7	Bud Grant	Jim Trimble	
1960	48 Nov 26	Vancouver	Empire	47F Overcast, 6 km wind, soft	36,592	Ottawa	16 Edmonton	6	Frank Clair	Eagle Keys	
1961	49 Dec 2	Toronto	Exhibition	OT 45F Overcast, light wind, good	32,651	Winnipeg	21 Hamilton	14	Bud Grant	Jim Trimble	
1962	50 Dec 1	Toronto	Exhibition	47F Heavy fog (called off)	32,655	Winnipeg	28 Hamilton	27	Bud Grant	Jim Trimble	
	Dec 2	(Completion of final 9:29)		47F Clear							
1963	51 Nov 30	Vancouver	Empire	45F 4 km wind, heavy field	36,545	Hamilton	21 B.C. Lions	10	Ralph Sazio	Dave Skrien	
1964	52 Nov 28	Toronto	Exhibition	48F Rain, 25 km wind, wet field	32,655	B.C. Lions	34 Hamilton	24	Dave Skrien	Ralph Sazio	
1965	53 Nov 27	Toronto	Exhibition	38F Cloudy, 40 mph winds	32,655	Hamilton	22 Winnipeg	16	Ralph Sazio	Bud Grant	
1966	54 Nov 26	Vancouver	Empire	45F Overcast, 4 mph wind, soft	32,344	Saskatchewan	29 Ottawa	14	Eagle Keys	Frank Clair	
1967	55 Dec 2	Ottawa	Lansdowne	24F Clear, 10-15 mph winds	31,407	Hamilton	24 Saskatchewan	1	Ralph Sazio	Eagle Keys	
1968	56 Nov 30	Toronto	Exhibition	35F Cloudy, damp field	33,185	Ottawa	24 Calgary	21	Frank Clair	Jerry Williams	
1969	57 Nov 30	Montréal	Autostade	25F Cloudy, 16 mph wind	33,172	Ottawa	29 Saskatchewan	11	Frank Clair	Eagle Keys	
1970	58 Nov 28	Toronto	Exhibition	45F Cloudy, 14 mph wind, soft	32,669	Montréal	23 Calgary	10	Sam Etcheverry	Jim Duncan	
1971	59 Nov 28	Vancouver	Empire	44F Raining, 6 mph wind, wet	34,584	Calgary	14 Toronto	11	Jim Duncan	Leo Cahill	
1972	60 Dec 3	Hamilton	Ivor Wynne	33F Cloudy, 10 mph winds	35,950	Hamilton	13 Saskatchewan	10	Jerry Williams	Dave Skrien	
1973	61 Nov 25	Toronto	Exhibition	38F 12-18 mph wind, wet field	36,475	Ottawa	22 Edmonton	18	Jack Gotta	Ray Jauch	
1974	62 Nov 24	Vancouver	Empire	52F Raining, 15 mph winds	34,450	Montréal	20 Edmonton	7	Marv Levy	Ray Jauch	
1975	63 Nov 23	Calgary	McMahon	-10C Cloudy, 15 km winds	32,454	Edmonton	9 Montréal	8	Ray Jauch	Marv Levy	
1976	64 Nov 28	Toronto	Exhibition	0C Overcast, 15 km winds	53,389	Ottawa	23 Saskatchewan	20	George Brancato	John Payne	
1977	65 Nov 27	Montréal	Olympic	-9C Clear, no wind, frozen field	68,205	Montréal	41 Edmonton	6	Marv Levy	Hugh Campbell	
1978	66 Nov 26	Toronto	Exhibition	-5C Clear, little wind	54,695	Edmonton	20 Montréal	13	Hugh Campbell	Joe Scannella	
1979	67 Nov 25	Montréal	Olympic	8C Clear, little wind	65,113	Edmonton	17 Montréal	9	Hugh Campbell	Joe Scannella	
1980	68 Nov 23	Toronto	Exhibition	8C Overcast, 5 km winds	54,661	Edmonton	48 Hamilton	10	Hugh Campbell	John Payne	
1981	69 Nov 22	Montréal	Olympic	0C Cloudy, no wind, dry field	52,478	Edmonton	26 Ottawa	23	Hugh Campbell	George Brancato	
1982	70 Nov 28	Toronto	Exhibition	0C Overcast, 6-8 km winds	54,741	Edmonton	32 Toronto	16	Hugh Campbell	Bob O'Billovich	
1983	71 Nov 27	Vancouver	B.C. Place	21C Indoors	59,345	Toronto	18 B.C. Lions	17	Bob O'Billovich	Don Matthews	
1984	72 Nov 18	Edmonton	Commonwealth	-10C 15 km winds, hard field	60,081	Winnipeg	47 Hamilton	17	Cal Murphy	Al Bruno	
1985	73 Nov 24	Montréal	Olympic	5C Cloudy, no wind, wet field	56,723	B.C. Lions	37 Hamilton	24	Don Matthews	Al Bruno	
1986	74 Nov 30	Vancouver	B.C. Place	21C Indoors	59,579	Hamilton	39 Edmonton	15	Al Bruno	Jackie Parker	
1987	75 Nov 29	Vancouver	B.C. Place	21C Indoors	59,478	Edmonton	38 Toronto	36	Joe Faragalli	Bob O'Billovich	
1988	76 Nov 27	Ottawa	Lansdowne	14C Cloudy, 40 km winds	50,604	Winnipeg	22 B.C. Lions	21	Mike Ritchie	Larry Donovan	
1989	77 Nov 26	Toronto	SkyDome	21C Indoors	54,088	Saskatchewan	43 Hamilton	40	John Gregory	Al Bruno	
1990	78 Nov 25	Vancouver	B.C. Place	21C Indoors	46,968	Winnipeg	50 Edmonton	11	Mike Riley	Joe Faragalli	
1991	79 Nov 24	Winnipeg	Winnipeg	-17C Sunny, 13 km wind, dry	51,985	Toronto	36 Calgary	21	Adam Rita	Wally Buono	
1992	80 Nov 29	Toronto	SkyDome	21C Indoors	45,863	Calgary	24 Winnipeg	10	Wally Buono	Urban Bowman	
1993	81 Nov 28	Calgary	McMahon	6C Clear, 13 kmh wind	50,035	Edmonton	33 Winnipeg	23	Ron Lancaster	Cal Murphy	
1994	82 Nov 27	Vancouver	B.C. Place	21C Indoors	55,097	B.C. Lions	26 Baltimore	23	Dave Ritchie	Don Matthews	
1995	83 Nov 19	Regina	Taylor Field	0C Overcast, 60-90 km winds	52,564	Baltimore	37 Calgary	20	Don Matthews	Wally Buono	
1996	84 Nov 24	Hamilton	Ivor Wynne	-3C Snowing, 25-35 km winds	38,595	Toronto	43 Edmonton	37	Don Matthews	Ron Lancaster	
1997	85 Nov 16	Edmonton	Commonwealth	-7C Overcast, frozen field	60,431	Toronto	47 Saskatchewan	23	Don Matthews	Jim Daley	
1998	86 Nov 22	Winnipeg	Winnipeg	10C Sunny, 28-37 kmh wind	34,157	Calgary	26 Hamilton	24	Wally Buono	Ron Lancaster	
1999	87 Nov 28	Vancouver	B.C. Place	21C Indoors	45,118	Hamilton	32 Calgary	21	Ron Lancaster	Wally Buono	
2000	88 Nov 26	Calgary	McMahon	6C Sunny, 20-30 kmh wind	43,822	B.C. Lions	28 Montréal	26	Steve Buratto	Charlie Taaffe	
2001	89 Nov 25	Montréal	Olympic	25C Indoors	65,255	Calgary	27 Winnipeg	19	Wally Buono	Dave Ritchie	
2002	90 Nov 24	Edmonton	Commonwealth	0C 15 km wind, frozen field	62,531	Montréal	25 Edmonton	16	Don Matthews	Tom Higgins	
2003	91 Nov 16	Regina	Taylor Field	-4C Cloudy, 19 km winds	50,909	Edmonton	34 Montréal	22	Tom Higgins	Don Matthews	
2004	92 Nov 21	Ottawa	Frank Clair	4C Cloudy, 8 km winds	51,242	Toronto	27 B.C. Lions	19	Mike Clemons	Wally Buono	
2005	93 Nov 27	Vancouver	B.C. Place	OT 21C Indoors	59,157	Edmonton	38 Montréal	35	Dan Maciocia	Don Matthews	
2006	94 Nov 19	Winnipeg	Canad Inns	0C Cloudy, little wind	44,786	B.C. Lions	25 Montréal	14	Wally Buono	Jim Popp	
2007	95 Nov 25	Toronto	Rogers Centre	21C Indoors	52,230	Saskatchewan	23 Winnipeg	19	Kent Austin	Doug Berry	
2008	96 Nov 23	Montréal	Olympic	21C Indoors	66,308	Calgary	22 Montréal	14	John Hufnagel	Marc Trestman	
2009	97 Nov 29	Calgary	McMahon	9C Partly cloudy, dry	46,020	Montréal	28 Saskatchewan	27	Marc Trestman	Ken Miller	
2010	98 Nov 28	Edmonton	Commonwealth	-5C Overcast, 9km winds	63,317	Montréal	21 Saskatchewan	18	Marc Trestman	Ken Miller	
2011	99 Nov 27	Vancouver	B.C. Place	22C Indoors (roof closed)	54,313	B.C. Lions	34 Winnipeg	23	Wally Buono	Paul LaPolice	
2012	100 Nov 25	Toronto	Rogers Centre	22C Indoors (roof closed)	53,208	Toronto	35 Calgary	22	Scott Milanovich	John Hufnagel	
2013	101 Nov 24	Regina	Mosaic Stadium	2C Clear, 45-65 kmh winds	44,710	Saskatchewan	45 Hamilton	23	Corey Chamblin	Kent Austin	
2014	102 Nov 30	Vancouver	B.C. Place	21C Indoors (roof closed)	52,056	Calgary	20 Hamilton	16	John Hufnagel	Kent Austin	
2015	103 Nov 29	Winnipeg	IG Field	-5C Clear, 15 km winds	36,634	Edmonton	26 Ottawa	20	Chris Jones	Rick Campbell	
2016	104 Nov 27	Toronto	BMO Field	OT 6C Partly cloudy, 10 kmh wind	33,421	Ottawa	39 Calgary	33	Rick Campbell	Dave Dickenson	
2017	105 Nov 26	Ottawa	TD Place	-4C Snowing, frozen field	35,426	Toronto	27 Calgary	24	Marc Trestman	Dave Dickenson	
2018	106 Nov 25	Edmonton	Commonwealth	0C Clear, icy field, slippery	55,819	Calgary	27 Ottawa	16	Dave Dickenson	Rick Campbell	
2019	107 Nov 24	Calgary	McMahon	2C Overcast, dry field, 20 kmh	35,439	Winnipeg	23 Hamilton	12	Mike O'Shea	Orlando Stein'r	
2021	108 Dec 12	Hamilton	T Hortons F	OT 7C Clear, dry field, 15 kmh	26,324	Winnipeg	33 Hamilton	25	Mike O'Shea	Orlando Stein'r	
2022	109 Nov 20	Regina	Mosaic Stadium	-2C Clear, dry field, 23 kmh	33,350	Toronto	24 Winnipeg	23	Ryan Dinwiddie	Mike O'Shea	

# GREY CUP RECORD BOOK - 1909 TO 2022

## 109TH GREY CUP - REGINA, SK - MOSAIC STADIUM

## TORONTO 24, WINNIPEG 23

TEAM	1	2	3	4	TOT
TORONTO	3	4	7	10	24
WINNIPEG	0	10	7	6	23

Lg	L	Ld	C
+4		4	
+9			

GREY CUP GAME DATA	
Date	Played November 20, 2022
Attendance	33,350
Conditions	Dry field, -2C, 23 kmh winds Partly cloudy skies
Coin Toss	Won by Winnipeg (deferred) Toronto chose to receive
No of Plays	149
Kickoff	5:41 PM MT
Game ended	8:50 PM MT
Duration	3:09
<b>Most Valuable Player Selections:</b>	
Game MVP	Henoc Muamba, TOR
M/V Canadian	Henoc Muamba, TOR

CFL OFFICIATING & MANAGEMENT	
Referee	Dave Foxcroft
Head Linesman	Ron Bars
Side Judge	Dave Gatz
Field Judge	Brian Chrupalo
Umpire	Troy Semenchuk
Line Judge	Walt Hawrysh
Back Judge	Larry Butler
<b>CFL SUPPORT:</b>	
Assoc VP, Officiating	Darren Hackwood
Observer	Ken Lazaruk
CFL Statisticians	Steve Daniel Jeff Krever Doug Page

GAME SCORING SUMMARY & STATISTICS						
QTR	TIME	SCORING PLAY	TOR	WPG		
1	4:44	TOR FG Bede, 46 yds	3	0		
2	2:56	TOR Sgl Bede, Missed FG (36 yd att)	4	0		
	7:31	WPG TD Prukop, 1 yd run	4	6		
	7:51	WPG C-1 Liegghio	4	7		
	11:30	TOR FG Bede, 36 yds	7	7		
	14:39	WPG FG Liegghio, 45 yds	7	10		
3	3:30	TOR TD Ouellette, 4 yd run	13	10		
	3:45	TOR C-1 Bede	14	10		
	11:04	WPG TD Prukop, 1 yd run	14	16		
	11:31	WPG C-1 Liegghio	14	17		
4	0:22	WPG TD Grant, 102 yd punt return	14	23		
	2:37	TOR FG Bede, 36 yds	17	23		
	11:20	TOR TD Ouellette, 5 yd run	23	23		
	11:36	TOR C-1 Bede	24	23		



YARDSTICKS	TOR	WPG	OTHER DATA	TOR	WPG
First Downs	19	18	Time of Possession	29:22	30:38
Yards rushing	100	103	Total possessions	16	14
Yards passing	246	183	No of 2-&-Outs	6	6
Team losses	13	40	Avg. Start field position	T40	T37
Net Offence	333	246	2nd Down Conversions	24/11	21/8
Pass attempts	34	25	2nd Down Conv - %	46%	38%
Completions	19	14	Red Zone (Opps / TD)	2/2	2/2
Completion pct.	55.9	56.0	FG Atts / Made	6/3	2/1
Interceptions / TDP	0/0	2/0	Punts	6	8
No of rushes	18	23	Punt yards	295	313
Plays from scrimmage	57	52	Punting average	49.2	39.1
Turnovers	1	2	Kickoffs	3	4
Fumbles / Lost	1/1	1/0	Kickoff yards	218	234
Penalties - yards	7-71	3-25	Kickoff average	72.7	58.5
QB Sacks Allowed	2	4	Punt returns / yards	6/116	6/152
1-point converts	2/2	3/2	Kickoff returns / yards	4/80	3/71

INDIVIDUAL STATISTICS - TORONTO	
<b>Passing</b>	Bethel-Thompson 15 of 28, 203 yds, 0 Int, 0 TD, LG 37 Kelly 4 of 6, 43 yds, 0 Int, 0 TD, LG 15
<b>Rushing</b>	Harris 10/55, Ouellette 6/24 & 2 TD, Kelly 2/21
<b>Receiving</b>	Phillips 4-96, Daniels 7-58, Ambles 3-47, Banks 3-31, Harris 1-14, Ouellette 1-0
<b>FG / Conv</b>	Bede 3/6, LG 46, 1 S, C-1: 2/2 (Miss from: 36, 52 & 42)
<b>Punting</b>	Haggerty 6-295, Avg 49.2, LG 52, Net 143 yds, 23.8
<b>Kickoffs</b>	Bede 3-218, LG 77, 0 S
<b>Punt rets</b>	Leake 6-116, LG 44, 0 TD
<b>K/O rets</b>	Leake 4-80, LG 23, 0 TD
<b>FGM rets</b>	Banks 1-0 <b>Blocked kick:</b> R.Smith (FGA)
<b>Int rets</b>	Muamba 1-9, Richardson 1-0
<b>QB Sacks</b>	Oakman, R.Smith, Edwards, Hendrix
<b>Tackles (Tot)</b>	Cassar 7, Jones 6, Smith 4, McFadden 4, Muamba 3 Metchie 3, 7 players with 2

INDIVIDUAL STATISTICS - WINNIPEG	
<b>Passing</b>	Collaros 14 of 23, 183 yds, 1 Int, 0 TD, LG 39 Prukop 0 for 2, 0 yds, 1 Int, 0 TD
<b>Rushing</b>	Oliveira 15/82, Prukop 5/9 & 2 TD, Collaros 1/7, Demski 2/5
<b>Receiving</b>	Schoen 3-78, Ellingson 4-46, Bailey 2-24, Demski 3-23, Wolitsarsky 1-8, Oliveira 1-4
<b>FG / Conv</b>	Liegghio 1/2, LG 45, 0 S, C-1: 2/3 (Miss from: 47)
<b>Punting</b>	Liegghio 8-313, Avg 39.1, LG 47, Net 197 yds, 24.6
<b>Kickoffs</b>	Liegghio 4-234, LG 64, 0 S
<b>Punt rets</b>	Grant 6-152 LG 102 (GC record), 1 TD
<b>K/O rets</b>	Grant 3-71 LG 27, 0 TD
<b>FGM rets</b>	Grant 1-45, Alexander 1-5
<b>Int rets</b>	None <b>Blocked kick:</b> N.Hallett (FGA)
<b>QB Sacks</b>	Sayles, Jeffcoat
<b>Tackles (Tot)</b>	Sayles 6, Rose 5, Clements 4, Parker 4, Alexander 4, Lawrence 4, Darby 3

TORONTO	Pos	St
1 RICHARDSON, Shaq	DB	D
2 OAKMAN, Shawn	DT	D
3 PETERS, Jamal	DB	D
4 BETHEL-THOMPSON, McLeod	QB	O
6 EDWARDS, Chris	DB	D
8 AMOS, DaShaun	DB	D
9 METCHIE, Royce	DB	D
10 MUAMBA, Henoc	LB	D
12 KELLY, Chad	QB	N
14 BEDE, Boris	K	N
16 BANKS, Brandon	WR	O
17 AMBLES, Markeith	WR	O
18 BRISSETT, Dejon	WR	N
19 GITTENS JR, Kurliegh	WR	O
20 MCFADDEN, Tarvarus	DB	D
21 ADEBOBOYE, Daniel	RB	N
23 PRIESTER, Robert	DB	N
29 HAGGERTY, John	P	N
30 JONES, Jonathan	LB	D
32 LEAKE, Javon	RB	N
33 HARRIS, Andrew	RB	N
34 OUELLETTE, A.J.	RB	O
36 SUTTON, Eric	DB	N
38 CROSS, Declan	RB	N
40 SMITH, Robbie	DL	D
43 HOYTE, Trevor	LB	N
44 CALVER, Brandon	LB	N
45 CASSAR, Jack	LB	N
46 LATOUR, Maxime	LS	N
53 BLAKE, Philip	OL	O
54 LAWRENCE, Justin	OL	O
56 DAVIS, Ja'Gared	DL	D
59 ALLEN, Dejon	OL	O
62 HUNTER, Ryan	OL	O
65 BLADEK, Dariusz	OL	O
67 MACKELLAR, Gregor	OL	N
68 RICHARDS, Shane	OL	N
80 DANIELS, DaVaris	WR	O
81 NIELD, Tommy	WR	N
89 PHILLIPS, Cam	WR	O
91 BRINKMAN, Jared	DL	N
93 MARION, Benoit	DL	N
95 BARLOW, Brandon	DL	N
96 ACHEAMPONG, Samuel	DL	N
99 HENDRIX, Dewayne	DL	D

WINNIPEG	Pos	St
0 CLEMENTS, Malik	LB	D
00 MARUO, Les	LB	N
1 NICHOLS, Deatrick	DB	D
2 ELLINGSON, Greg	WR	O
4 BIGHILL, Adam	LB	D
5 JEFFERSON, Willie	DL	D
6 BROWN, Dru	QB	N
8 COLLAROS, Zach	QB	O
10 DEMSKI, Nic	WR	O
12 PRUKOP, Dakota	QB	N
13 LIEGGHIO, Marc	K-P	N
20 OLIVEIRA, Brady	RB	O
21 HALLETT, Nick	DB	N
22 DARBY, Alden	LB	D
24 MILLER, Mike	DB	N
25 FORD, Tyrell	DB	N
27 AUGUSTINE, Johnny	RB	N
30 ROSE, Winston	DB	D
31 HOLM, Evan	DB	N
32 BURTENSHAW, Konner	WR	N
34 BRIGGS, Jesse	LB	N
37 ALEXANDER, Brandon	DB	D
40 BENSON, Mike	LS	N
41 COLE, Brian	LB	N
44 GAUTHIER, Shayne	LB	N
45 PARKER, Jamal	DB	D
46 LAWRENCE, Desmond	DB	D
47 CADWALLADER, Tanner	LB	N
51 HARDRICK, Jermarcus	OL	O
53 NEUFELD, Patrick	OL	O
59 COUTURE, Michael	OL	O
64 DOBSON, Liam	OL	N
66 BRYANT, Stanley	OL	O
67 KOLANKOWSKI, Chris	OL	N
68 GRAY, Geoff	OL	O
80 GRANT, Janarion	WR	N
82 WOLITARSKY, Drew	WR	O
83 SCHOEN, Dalton	WR	O
84 O'LEARY-ORANGE, Brendon	WR	N
88 BAILEY, Rasheed	WR	O
90 SAYLES, Casey	DL	D
94 JEFFCOAT, Jackson	DL	D
95 THOMAS, Jake	DL	D
96 WALKER, Ricky	DL	N
99 LAWSON, Cameron	DL	N

\* "St" = Status: O or D = Starter, N = Substitute



**HISTORY & SCORING**

**Most Games Played, Grey Cup**

27	Winnipeg Blue Bombers-Pegs	19	Saskatchewan Roughriders
25	Edmonton	18	Montreal Alouettes
24	Toronto Argonauts	18	Ottawa
22	Hamilton Tiger-Cats	17	Calgary Stampeders

**Most Consecutive Years, Grey Cup**

	First	Last
6	Edmonton	1977 1982
5	Regina Roughriders	1928 1932
5	Hamilton Tiger-Cats	1961 1965

**Most Wins, Grey Cup**

	First	Last
18	Toronto Argonauts	1914 2022
14	Edmonton Elks	1954 2015
12	Winnipeg Blue Bombers-Pegs	1935 2021
10	Ottawa Senators-Rough Riders-Redblacks	1925 2016
8	Calgary Stampeders	1948 2018
8	Hamilton Tiger-Cats	1953 1999

**Most Consecutive Wins, Grey Cup**

	First	Last
5	Edmonton	1978 1982
3	Toronto	1945 1947
3	Edmonton	1954 1956

**Most Losses, Grey Cup**

	First	Last
15	Regina-Saskatchewan Roughriders	1928 2010
15	Winnipeg Blue Bombers-Pegs	1937 2021
14	Hamilton Tiger-Cats	1958 2021

**Highest Attendance, Grey Cup**

68,318	- Montreal 41 vs Edmonton 6	Nov 27, 1977 at Montreal
66,308	- Calgary 22 vs Montreal 14	Nov 23, 2008 at Montreal
65,255	- Calgary 27 vs Winnipeg 19	Nov 25, 2001 at Montreal
65,113	- Edmonton 17 vs Montreal 9	Nov 25, 1979 at Montreal

**Most Points, Grey Cup Game**

54	Queen's University	1923	vs Regina (54-0)
50	Edmonton	1956	vs Montreal (50-27)
50	Winnipeg	1990	vs Edmonton (50-11)
48	Edmonton	1980	vs Hamilton (48-10)
47	Winnipeg	1984	vs Hamilton (48-17)
45	Saskatchewan	2013	vs Hamilton (45-23)
43	Saskatchewan	1989	vs Hamilton (43-40)
43	Toronto	1996	vs Edmonton (43-37)
41	Montreal	1977	vs Edmonton (41-6)
40	Hamilton	1989	vs Saskatchewan (40-43)

**Fastest to Score, Grey Cup game**

0:12	Hamilton: Kickoff single (D.Sutherland)	1965	vs Winnipeg
1:32	Toronto: Int. return TD (E.Berry)	1991	vs Calgary
1:35	Hamilton: TD pass (35 yd, Kerrigan)	1986	vs Edmonton

**Most Points, Grey Cup Game - Losing Team**

40	Hamilton	1989	vs Saskatchewan (40-43)
37	Edmonton	1996	vs Toronto (37-43)
35	Montreal	2005	vs Edmonton (35-38)

**Most Points, Grey Cup Game - Combined**

83	Saskatchewan vs Hamilton	1989	(43-40)
80	Toronto vs Edmonton	1996	(43-37)
77	Edmonton vs Montreal	1956	(50-27)

**Most Points in a Quarter, Grey Cup Game**

18	<b>1st Quarter</b>	Hamilton FWC	1943	vs Winnipeg RCAF
17		Hamilton T-C	1986	vs Edmonton
17		Edmonton	1993	vs Winnipeg
27	<b>2nd Quarter</b>	Winnipeg	1984	vs Hamilton
27		Toronto	1996	vs Edmonton
24		Saskatchewan	2013	vs Hamilton
28	<b>3rd Quarter</b>	Winnipeg	1990	vs Edmonton
23		Queen's U	1923	vs Regina
21		Toronto	1997	vs Saskatchewan
24	<b>4th Quarter</b>	Toronto	1938	vs Winnipeg
23		Hamilton Tigers	1913	vs Tor Parkdale
19		Hamilton T-C	1957	vs Winnipeg
10	<b>Overtime</b>	Edmonton	2005	vs Montreal
8		Winnipeg	2021	vs Hamilton

**SCORING (Since 1909), OFFENCE (Since 1952)**

**Most Points in a Half, Grey Cup Game**

31	<b>1st Half</b>	Saskatchewan	2013	vs Hamilton
30		Winnipeg	1984	vs Hamilton
40	<b>2nd Half</b>	Winnipeg	1990	vs Edmonton
34		Queen's U	1923	vs Regina

**Fewest Points Both Teams, Grey Cup Game**

7	Toronto vs Sarnia	1933	(4-3)
7	Toronto vs Winnipeg	1937	(4-3)

**Largest Deficits Overcome, Grey Cup**

	By	Time Left	Won / Scr
-20	1981: Edmonton trailed Ottawa	0-20 1:14 left, Q2	Y 26-23
-20	2016: Calgary trailed Ottawa **	7-27 11:21 left, Q2	N 33-39
(Note: Calgary came from 20 pts down to tie but lost in Overtime)			
-16	2009: Montreal trailed Saskatchewan	11-27 7:05 left, Q4	Y 28-27
-14	1984: Winnipeg trailed Hamilton	0-14 0:00 left, Q1	Y 47-17
-14	1987: Edmonton trailed Toronto	10-24 0:28 left, Q2	Y 38-36
-13	2015: Edmonton trailed Ottawa	0-13 5:46 left, Q1	Y 26-20
-12	1989: Saskatchewan trailed Hamilton	15-27 0:44 left, Q2	Y 43-40
-12	2021: Winnipeg trailed Hamilton	10-22 12:03 left, Q4	Y 33-25
<b>Largest 4th Quarter Deficits Overcome:</b>			
-16	2009: Montreal trailed Saskatchewan	11-27 7:05 left, Q4	Y 28-27
-12	2021: Winnipeg trailed Hamilton	10-22 12:03 left, Q4	Y 33-25
-11	1954: Edmonton trailed Montreal	14-25 9:00 left, Q4	Y 26-25
-9	2022: Toronto trailed Winnipeg	14-23 14:38 left, Q4	Y 24-23
-8	1981: Edmonton trailed Ottawa	15-23 4:05 left, Q4	Y 26-23
-8	2017: Toronto trailed Calgary	16-24 4:35 left, Q4	Y 27-24

**Most Lead Changes:**

6	1998: Calgary vs Hamilton	6	1987: Edmonton vs Toronto
6	2005: Edmonton vs Montreal	5	4x: 1956, 1958, 1962 & 1996

**Highest Shutout, Grey Cup Game (7 shutouts overall)**

54-0	Queen's University	1923	vs Regina
------	--------------------	------	-----------

**Most Touchdowns, Grey Cup Game**

9	Queen's University	1923	vs Regina
7	Hamilton Tigers	1913	vs Toronto Parkdale
7	Edmonton	1956	vs Montreal
6	4x: latest Saskatchewan	2013	vs Hamilton
<b>Both Teams Combined:</b>			
11	Edmonton 7 vs Montreal 4	1956	

**Most Touchdowns - Offence, Grey Cup Game**

7	Edmonton	1956	vs Montreal
6	2x: latest Saskatchewan	2013	vs Hamilton

**Most Touchdowns - Defence, Grey Cup Game**

2	Hamilton Tigers	1932	vs Regina (Int, Fumble)
2	Toronto	1914	vs U of Tor (2 Fumbles)

**Most Touchdowns - Kick Returns, Grey Cup Game**

1	Many times
---	------------

**Most Converts, Grey Cup Game**

6	Queen's University	1923	vs Regina
6	Edmonton	1980	vs Hamilton
6	Winnipeg	1990	vs Edmonton
6	Saskatchewan	2013	vs Hamilton

**Most Field Goals, Grey Cup Game**

6	Montreal	1977	vs Edmonton
6	Hamilton Tiger-Cats	1986	vs Edmonton
6	Edmonton	1993	vs Winnipeg
6	BC Lions	2006	vs Montreal
6	Winnipeg	2019	vs Hamilton

**Most Singles, Grey Cup Game**

10	University of Toronto	1909	vs Toronto Parkdale CC
----	-----------------------	------	------------------------

**Most Safety Touches, Grey Cup Game**

3	Hamilton Tiger-Cats	1965	vs Winnipeg
3	Winnipeg	2007	vs Saskatchewan

**Most First Downs, Grey Cup Game**

38	Edmonton	1956	vs Montreal
36	Edmonton	1955	vs Montreal
35	Montreal	1954	vs Edmonton
34	Toronto	1997	vs Edmonton

**OFFENCE (Since 1952)****Fewest First Downs, Grey Cup Game**

6 Hamilton 1965 vs Winnipeg

**Most First Downs Rushing, Grey Cup Game**

34 Edmonton 1956 vs Montreal

29 Edmonton 1955 vs Montreal

**Most First Downs Passing, Grey Cup Game**

24 Saskatchewan 1989 vs Hamilton

23 Montreal 1955 vs Edmonton

**Most First Downs by Penalty, Grey Cup Game**

5 BC 1988 vs Winnipeg

5 Edmonton 2003 vs Montreal

**Most Yards Net Offence, Grey Cup Game (Since 1952)**

Yds	Rush	Pass	T/L		
651	291	387	27	1954	vs Edmonton
606	205	428	27	1980	vs Hamilton
566	438	128	0	1955	vs Montreal
557	461	101	5	1956	vs Montreal
549	69	508	28	1955	vs Edmonton
540	208	352	20	1997	vs Saskatchewan
525	73	461	9	2016	vs Calgary
513	48	480	15	1992	vs Winnipeg
502	204	319	21	1982	vs Toronto
497	248	249	0	1962	vs Winnipeg
497	121	394	18	1985	vs Hamilton
497	268	245	16	2013	vs Hamilton
483	177	311	5	1984	vs Hamilton
482	474	41	33	1989	vs Hamilton

**Most Yards Net Offence by Half, Grey Cup Game (Since 1952)**

Yds	Rush	Pass	T/L		
343	157	191	5	1954	vs Edmonton (2nd h (2nd h))
331	236	110	15	2002	vs Montreal (2nd h (2nd h))
323	261	70	8	1982	vs Toronto (1st h (1st h))

**Most Yards Net Offence Combined, Grey Cup Game (Since 1952)**

1,115 Edmonton 566 vs Montreal 549 1955

1,076 Edmonton 425 vs Montreal 651 1954

**Fewest Yards Net Offence, Grey Cup Game (Since 1952)**

Yds	Rush	Pass	T/L		
102	69	92	59	1977	vs Montreal
150	44	126	20	1974	vs Montreal

**Fewest Yards Net Offence by Half, Grey Cup Game (Since 1952)**

Yds	Rush	Pass	T/L		
-2	20	42	64	1986	vs Hamilton (1st h (1st h))
-1	36	20	57	1980	vs Edmonton (2nd h (2nd h))
17	36	28	47	1988	vs BC (2nd h (2nd h))

**Fewest Yards Net Offence Combined, Grey Cup Game (Since 1952)**

384 Montreal 234 vs Edmonton 150 1974

386 Hamilton 207 vs Winnipeg 179 1965

**Highest Time of Possession, Grey Cup Game (Since 1987)**

38:19 Calgary 1992 vs Winnipeg

36:57 Calgary 2017 vs Toronto

36:19 Montreal 2010 vs Saskatchewan

35:47 Edmonton 2005 vs Montreal

35:43 Toronto 1997 vs Saskatchewan

**Most Plays From Scrimmage, Grey Cup Game (Since 1952)**

116 Edmonton 1956 vs Montreal

100 Winnipeg 1961 vs Hamilton

**Longest Scoring Drive (Yds), Grey Cup Game (Since 1952)**

101 Montreal (12 plays) 1954 vs Edmonton

101 Montreal (7 plays) 1956 vs Edmonton

100 Edmonton (3 plays) 1980 vs Hamilton

**Highest 2nd Down Conversion Pct, Grey Cup Game (Since 1952)**

78.6 Ottawa (22 of 28) 2016 vs Calgary

70.8 Saskatchewan (17 of 24) 1972 vs Hamilton

66.7 Montreal (20 of 30) 1954 vs Edmonton

**OFFENCE (Since 1952)****Most Rushing Attempts, Grey Cup Game**

82 Edmonton 1956 vs Montreal

62 Edmonton 1955 vs Montreal

57 Winnipeg 1961 vs Hamilton

**Fewest Rushing Attempts, Grey Cup Game**

8 Toronto 1982 vs Edmonton

8 Montreal 2008 vs Calgary

8 Hamilton 2013 vs Saskatchewan

**Most Rushing Yards, Grey Cup Game**

457 Edmonton 1956 vs Montreal

438 Edmonton 1955 vs Edmonton

291 Montreal 1954 vs Edmonton

284 Winnipeg 1961 vs Hamilton

276 Ottawa 1960 vs Edmonton

268 Saskatchewan 2013 vs Hamilton

265 Edmonton 1954 vs Montreal

260 BC 2000 vs Montreal

**Fewest Rushing Yards, Grey Cup Game**

16 Toronto 2017 vs Calgary

**Fewest Rushing Yards Combined, Grey Cup Game**

84 Calgary 48 vs Winnipeg 36 1992

**Highest Average Rush, Grey Cup Game**

8.9 Hamilton (24 carries, 213 yds) 1985 vs BC

8.7 Saskatchewan (22 carries, 191 yds) 2009 vs Montreal

**Most Rushing Touchdowns, Grey Cup Game (Since 1909)**

6 Queen's University 1923 vs Regina

6 Edmonton 1956 vs Edmonton

5 Hamilton Tigers 1913 vs Toronto Parkdale CC

**Most Rushing Touchdowns Combined, Grey Cup Game (Since 1909)**

9 Edmonton 6 vs Montreal 3 1956

**Most Passing Yards, Grey Cup Game**

508 Montreal 1955 vs Edmonton

480 Calgary 1992 vs Winnipeg

474 Saskatchewan 1989 vs Hamilton

461 Ottawa 2016 vs Calgary

428 Edmonton 1980 vs Hamilton

413 Edmonton 1996 vs Toronto

394 BC 1985 vs Hamilton

387 Montreal 1954 vs Edmonton

376 Calgary 1991 vs Toronto

**Most Passing Yards Combined, Grey Cup Game**

777 Saskatchewan 474 vs Hamilton 303 1989

**Most Pass Attempts, Grey Cup Game**

58 Calgary (Record revised) 1991 vs Toronto

49 Calgary 1992 vs Winnipeg

48 Calgary 1995 vs Baltimore

48 Winnipeg 1953 vs Hamilton

47 BC 1983 vs Toronto

47 Edmonton 2002 vs Montreal

46 Ottawa 1983 vs Calgary

**Most Pass Attempts Combined, Grey Cup Game**

88 Edmonton 45 vs Montreal 43 2005

87 Ottawa 46 vs Calgary 41 2016

**Fewest Pass Attempts, Grey Cup Game**

5 Hamilton Tiger-Cats 1965 vs Winnipeg

**Most Pass Completions, Grey Cup Game**

35 Edmonton 2005 vs Montreal (OT)

35 Ottawa 2016 vs Calgary (OT)

34 Calgary 1991 vs Toronto

33 Calgary 1992 vs Winnipeg

33 Calgary 2017 vs Toronto

31 Winnipeg 1953 vs Hamilton

30 Montreal 1955 vs Edmonton

30 Toronto 1997 vs Saskatchewan

**PASSING & KICKING****Most Pass Completions Combined, Grey Cup Game**

64	Edmonton 35 vs Montreal 29	2005
63	Ottawa 35 vs Calgary 28	2016

**Fewest Pass Completions, Grey Cup Game**

2	Hamilton Tiger-Cats	1965	vs	Winnipeg
---	---------------------	------	----	----------

**Highest Completion Pct., Grey Cup Game**

78.9	Toronto (30/38)	1997	vs	Saskatchewan
77.8	Edmonton (35/45)	2005	vs	Montreal (OT)
77.8	Winnipeg (21/27)	2019	vs	Hamilton
76.3	Montreal (29/38)	2008	vs	Calgary
76.1	Ottawa (35/46)	2016	vs	Calgary
75.9	Ottawa (22/29)	2015	vs	Edmonton

**Highest Completion Pct. Combined, Grey Cup Game**

76.0	Montreal (29/38) vs Calgary (28/37)	2008
74.6	Calgary (25/34) vs Hamilton (25/33)	2014

**Most Consecutive Completions, Grey Cup Game**

12	Toronto	1997	vs	Saskatchewan
11	Calgary	2008	vs	Montreal
10	Toronto	1997	vs	Saskatchewan

**Most Passing Touchdowns, Grey Cup Game (Since 1929 rule change)**

4	Toronto	1946	vs	Winnipeg
4	Ottawa	1969	vs	Saskatchewan
4	Edmonton	1980	vs	Hamilton
4	Winnipeg	1990	vs	Edmonton
3	12 times (most recent Ottawa)	2016	vs	Calgary

**Most Passing Touchdowns Combined, Grey Cup Game (Since 1909)**

6	Saskatchewan 3 vs Hamilton 3	1989
---	------------------------------	------

**Most Interceptions, Grey Cup Game (Since 1952)**

4	Montreal	1956	vs	Edmonton
4	Edmonton	1977	vs	Montreal
4	Hamilton	1980	vs	Edmonton
3	13 times (most recent Ottawa)	2018	vs	Calgary

**Most Punts, Grey Cup Game (Since 1952)**

19	Hamilton	1961	vs	Winnipeg
17	Winnipeg	1959	vs	Hamilton
17	Hamilton	1967	vs	Saskatchewan
16	Hamilton	1959	vs	Winnipeg

**Plus:**

29	Toronto (Pre-1952 record)	1933	vs	Sarnia
----	---------------------------	------	----	--------

**Most Punt Yards, Grey Cup Game (Since 1952)**

782	Winnipeg	1959	vs	Hamilton
760	Hamilton	1967	vs	Saskatchewan
749	Hamilton	1961	vs	Winnipeg

**Most Punting Yards Combined, Grey Cup Game (Since 1952)**

1,417	Winnipeg 782 vs Hamilton 635	1959
-------	------------------------------	------

**Highest Punting Avg., Grey Cup Game (Min. 4 punts) ( Since 1952)**

49.5	Baltimore	1995	vs	Calgary
49.2	Toronto	2022	vs	Winnipeg
49.1	Edmonton	1981	vs	Ottawa

**Most Punt Singles, Grey Cup Game (Since 1909)**

10	University of Toronto	1909	vs	Toronto Parkdale CC
7	Hamilton Tigers	1929	vs	Regina

**Most Field Goal Attempts, Grey Cup Game (Since 1952)**

7	Montreal (6 of 7)	1977	vs	Edmonton
7	Edmonton (6 of 7)	1993	vs	Winnipeg
7	Winnipeg (6 of 7)	2019	vs	Hamilton
6	6 times (most recent Toronto)	2022	vs	Winnipeg

**Most Field Goal Attempts Combined, Grey Cup Game (Since 1952)**

11	BC 6 vs Baltimore 5	1994
----	---------------------	------

**Most Unsuccessful Field Goal Attempts, Grey Cup Game (Since 1952)**

3	7 times (most recent Toronto)	2022	vs	Winnipeg
---	-------------------------------	------	----	----------

**PASSING, KICKING & PENALTIES****Most Field Goals Made, Grey Cup Game (Since 1909)**

6	Montreal (6 of 7)	1977	vs	Edmonton
6	Hamilton (6 of 6)	1986	vs	Edmonton
6	Edmonton (6 of 7)	1993	vs	Winnipeg
6	BC Lions (6 of 6)	2006	vs	Montreal
6	Winnipeg (6 of 7)	2019	vs	Hamilton

**Most Kickoffs, Grey Cup Game (Since 1952)**

10	Winnipeg	1984	vs	Hamilton
10	Hamilton	1989	vs	Saskatchewan

**Most Kickoff Yards, Grey Cup Game (Since 1952)**

662	Hamilton	1969	vs	Saskatchewan
551	Winnipeg	1984	vs	Hamilton

**Highest Kickoff Avg., Grey Cup Game (Min. 3 kickoffs)**

72.7	Toronto	2022	vs	Winnipeg
71.0	Hamilton	1965	vs	Winnipeg
66.4	Montreal	2009	vs	Saskatchewan

**Most Punt Returns, Grey Cup Game**

19	Winnipeg	1961	vs	Hamilton
16	Winnipeg	1959	vs	Hamilton
15	Saskatchewan	1967	vs	Hamilton
15	Montreal	1970	vs	Calgary

**Most Punt Return Yards, Grey Cup Game**

152	Winnipeg	2022	vs	Toronto
118	Winnipeg	2011	vs	BC
117	Montreal	1977	vs	Edmonton

**Highest Punt Return Avg, Grey Cup Game (Min. 3 returns)**

25.3	Winnipeg	2022	vs	Toronto	(6/152 yds)
23.3	Baltimore	1995	vs	Calgary	(4/93 yds)

**Punt Return Touchdowns, Grey Cup Game**

1	Winnipeg	1935	vs	Hamilton	1	Toronto	1996	vs	Edmonton
1	Ottawa	1976	vs	Saskatchewan	1	Calgary	2018	vs	Ottawa
1	Baltimore	1995	vs	Calgary	1	Winnipeg	2022	vs	Toronto

**Most Kickoff Returns, Grey Cup Game**

10	Saskatchewan	1989	vs	Hamilton
10	Hamilton	1984	vs	Winnipeg

**Most Kickoff Return Yards, Grey Cup Game**

296	Saskatchewan	1989	vs	Hamilton
244	Toronto	1991	vs	Calgary

**Highest Kickoff Return Avg, Grey Cup Game (Min. 3 returns)**

42.0	Edmonton	1960	vs	Ottawa	(3/126 yds)
40.7	Hamilton	1991	vs	Calgary	(6/244 yds)

**Kickoff Return Touchdowns, Grey Cup Game**

1	Toronto	1991	vs	Calgary	1	Montreal	2002	vs	Edmonton
1	Edmonton	1996	vs	Toronto	1	Edmonton	2005	vs	Montreal
1	Toronto	1997	vs	Saskatchewan					

**Most Unsuccessful FG Return Yards, Grey Cup Game**

143	Edmonton	1987	vs	Toronto
-----	----------	------	----	---------

**Most Unsuccessful FG Return TDs, Grey Cup Game**

1	Edmonton (115 yds)	1987	vs	Toronto
---	--------------------	------	----	---------

**Most Penalties, Grey Cup Game**

19	Montreal	1977	vs	Edmonton
15	Edmonton	1979	vs	Montreal
14	Ottawa	1976	vs	Saskatchewan
14	Edmonton	2003	vs	Montreal

**Most Penalties Combined, Grey Cup Game**

27	Montreal 19 vs Edmonton 8	1977
27	Edmonton 14 vs Montreal 13	2003

**Most Penalty Yards, Grey Cup Game**

157	Montreal	1977	vs	Edmonton
145	Edmonton	1979	vs	Montreal
122	Montreal	2003	vs	Edmonton

**OTHER RECORDS**

**Most Penalty Yards Combined, Grey Cup Game**

205	Edmonton 87 vs Ottawa 118	2015
189	Edmonton 67 vs Montreal 122	2003
181	Winnipeg 86 vs BC 95	1988

**Most Turnovers, Grey Cup Game**

11	Edmonton (4 Fum, 4 Int, 2 downs)	1986	vs Hamilton
10	Montreal (4 Fum, 4 Int, 2 downs)	1956	vs Edmonton
10	Winnipeg (6 Fum, 2 Int, 2 downs)	1957	vs Hamilton
10	Edmonton (4 Fum, 4 Int, 2 downs)	1977	vs Montreal
16	Edmonton 11 vs Hamilton 5	1986	

**Most Fumbles, Grey Cup Game**

8	Montreal	1954	vs Edmonton
8	Winnipeg	1957	vs Hamilton
8	Edmonton	1973	vs Ottawa
8	Edmonton	1986	vs Hamilton

**Most Fumbles Combined, Grey Cup Game**

14	Edmonton 6 vs Montreal 8	1954
----	--------------------------	------

**Most Fumbles Lost, Grey Cup Game**

7	Edmonton	1986	vs Hamilton
6	Montreal	1954	vs Edmonton
6	Winnipeg	1957	vs Hamilton

**Most Fumbles Lost Combined, Grey Cup Game**

9	Hamilton 2 vs Edmonton 7	1986
---	--------------------------	------

**Most Interceptions Thrown, Grey Cup Game**

4	Montreal	1956	vs Edmonton
4	Edmonton	1977	vs Montreal
4	Hamilton	1980	vs Edmonton

**Most Interceptions Thrown Combined, Grey Cup Game**

6	Edmonton 2 vs Montreal 4	1956
6	Edmonton 3 vs Ottawa 3	1981

**Most QB Sacks, Grey Cup Game (Since 1954)**

13	Hamilton	1986	vs Edmonton	(Revised)
8	BC	1985	vs Hamilton	
7	5x: first by Montreal in 1956	1956	vs Hamilton	

**Note:** This record derived from in-depth film review of complete 1954-1977 games (QB Sacks first compiled/published by the CFL in 1978)

**Most QB Sacks Combined, Grey Cup Game (Since 1953)**

15	Hamilton 13 vs Edmonton 2	1986	(Revised)
10	Edmonton 6 vs Hamilton 4	1980	
10	BC 8 vs Hamilton 2	1985	

**Most Fumble Returns, Grey Cup Game (Since 1952)**

7	Hamilton	1986	vs Edmonton
6	Hamilton	1957	vs Winnipeg

**Most Fumble Return Yards, Grey Cup Game (Since 1952)**

109	Toronto	2017	vs Calgary
90	Edmonton	1954	vs Montreal
84	BC	1964	vs Hamilton

**Most Forced Fumbles, Grey Cup Game (Since 1954)**

5	Ottawa	1973	vs Edmonton
5	Winnipeg	1990	vs Edmonton

**Most Interceptions Made, Grey Cup Game (Since 1952)**

4	Edmonton	1956	vs Montreal
4	Montreal	1977	vs Edmonton
4	Edmonton	1980	vs Hamilton
3	13 times (most recent Calgary)	2018	vs Ottawa

**Most Interceptions Return Yards, Grey Cup Game (Since 1952)**

88	Montreal	1977	vs Edmonton
88	Winnipeg	1990	vs Edmonton

**Most Pass Knockdowns, Grey Cup Game (Since 1984)**

9	Baltimore	1995	vs Calgary
8	Hamilton	1986	vs Edmonton
8	Calgary	2018	vs Ottawa

**OTHER RECORDS**

**Most Defensive Tackles, Grey Cup Game (Since 1954)**

88	Montreal	1956	vs Edmonton
67	Montreal	1955	vs Edmonton

**Most Special Team Tackles, Grey Cup Game (Since 1954)**

20	Hamilton	1957	vs Winnipeg
18	Hamilton	1967	vs Saskatchewan

**GREY CUP AWARDS**

YEAR	MVP	TM	POS	CANADIAN	TM	POS
2022	Henoc Muamba	TOR	LB	** Henoc Muamba	TOR	LB
2021	Zach Collaros	WPG	QB	Nic Demski	WPG	WR
2019	Andrew Harris	WPG	RB	** Andrew Harris	WPG	RB
2018	Bo Levi Mitchell	CGY	QB	Lemar Durant	CGY	WR
2017	DeVier Posey	TOR	WR	Jerome Messam	CGY	RB
2016	Henry Burris	OTT	QB	Brad Sinopoli	OTT	SB
2015	Mike Reilly	EDM	QB	Shamawd Chambers	EDM	SB
2014	Bo Levi Mitchell	CGY	QB	Andy Fantuz	HAM	SB
2013	Kory Sheets	SSK	RB	Chris Getzlaf	SSK	WR
2012	Chad Kackert	TOR	RB	Ricky Foley	TOR	DE
2011	Travis Lulay	BC	QB	Andrew Harris	BC	RB
2010	Jamel Richardson	MTL	WR	Keith Shologan	SSK	DT
2009	Avon Cobourne	MTL	RB	Ben Cahoon	MTL	SB
2008	Henry Burris	CGY	QB	Sandro DeAngelis	CGY	K
2007	James Johnson	SSK	DB	Andy Fantuz	SSK	WR
2006	Dave Dickenson	BC	QB	Paul McCallum	BC	K/P
2005	Ricky Ray	EDM	QB	Mike Maurer	EDM	ST
2004	Damon Allen	TOR	QB	Jason Clermont	BC	SB
2003	Jason Tucker	EDM	WR	Ben Cahoon	MTL	SB
2002	Anthony Calvillo	MTL	QB	Pat Woodcock	MTL	WR
2001	Marcus Crandell	CGY	QB	Aldi Henry	CGY	ST/DB
2000	Robert Drummond	BC	RB	Sean Millington	BC	RB
1999	Danny McManus	HAM	QB	Mike Morreale	HAM	WR
1998	Jeff Garcia	CGY	QB	Vince Danielsen	CGY	SB
1997	Doug Flutie	TOR	QB	Paul Masotti	TOR	WR
1996	Doug Flutie	TOR	QB	Mike Vanderjagt	TOR	K/P
1995	Tracy Ham	BAL	QB	Dave Sapunjis	CGY	SB
1994	Karl Anthony	BAL	DB	Lui Passaglia	BC	K/P
1993	Damon Allen	EDM	QB	Sean Fleming	EDM	K
1992	Doug Flutie	CGY	QB	Dave Sapunjis	CGY	SB
1991	Raghib Ismail	TOR	RB	Dave Sapunjis	CGY	SB
1990	Tom Burgess	WPG	QB	Warren Hudson	WPG	FB
1989	Kent Austin	SSK	QB	David Ridgway	SSK	K
1988	James Murphy	WPG	WR	Bob Cameron	WPG	P
1987	Damon Allen	EDM	QB	Milson Jones	EDM	RB
1986	Mike Kerrigan	HAM	QB	Paul Osbaldiston	HAM	K/P
1985	Roy Dewart	BC	QB	Lui Passaglia	BC	K/P
1984	Tom Clements	WPG	QB	Sean Kehoe	WPG	RB
1983	Joe Barnes	TOR	QB	Rick Klassen	BC	DT
1982	Warren Moon	EDM	QB	Dave Fennell	EDM	DT
1981	J.C. Watts	OTT	QB	Neil Lumsden	EDM	RB
1980	Warren Moon	EDM	QB	Dale Potter	EDM	LB
1979	David Green	MTL	RB	Don Sweet	MTL	K
1978	Tom Wilkinson	EDM	QB	Angelo Santucci	EDM	RB
1977	Sonny Wade	MTL	QB	Don Sweet	MTL	K
1976	Tom Clements	OTT	QB	Tony Gabriel	OTT	TE
1975	Steve Ferrughelli	MTL	RB	Dave Cutler	EDM	K
1974	Sonny Wade	MTL	RB	Don Sweet	MTL	K
1973	Charlie Brandon	OTT	DT	Gerry Lefebvre	EDM	E/P
1972	Chuck Ealey	HAM	QB	Ian Sunter	HAM	K
1971	Wayne Harris	CGY	LB	Dick Suderman	CGY	DE
1970	Sonny Wade	MTL	QB	(Top CDN first awarded in 1971)		
1969	Russ Jackson	OTT	QB			
1968	Vic Washington	OTT	RB			
1967	Joe Zuger	HAM	QB			
1961	Ken Ploen	WPG	QB			
1960	Ron Stewart	OTT	HB			
1959	Charlie Shepard	WPG	FB	(1975 to 1990 is for Offensive MVP)		

**DEFENSIVE MVP - AWARDED IN 1975 TO 1990 ONLY:**

1990	Greg Battle	WPG	LB	1982	Dave Fennell	EDM	DT
1989	Chuck Klingbeil	SSK	DT	1981	John Glassford	OTT	LB
1988	Mike Gray	WPG	DT	1980	Dale Potter	EDM	LB
1987	Stewart Hill	EDM	DE	1979	Tom Cousineau	MTL	LB
1986	Grover Covington	HAM	DE	1978	Dave Fennell	EDM	DT
1985	James Parker	BC	DE	1977	Glen Weir	MTL	DT
1984	Tyrone Jones	WPG	LB	1976	Cleveland Vann	SSK	LB
1983	Carl Brazley	TOR	DB	1975	Lewis Cook	MTL	DB

**GREY CUP GAME PARTICIPATION LEADERS TO 2022:**

Total GC Games	GP Last	Years participated	No of Teams	Won
BARROW, John	9	1967	1957-59, 61-65, 67	1 Ham 4
GRANT, Tommy	9	1967	1957-59, 61-65, 67	1 Ham 4
MOSCA, Angelo	9	1972	1958-60, 62-65, 67, 72	2 Ham Ott 5
CUTLER, Dave	9	1982	1973-75, 77-82	1 Edm 6
HIGHBAUGH, Larry	9	1982	1973-75, 77-82	1 Edm 6
ILESIC, Hank	9	1991	1977-83, 87, 91	2 Edm Tor 7
MCCANCE, Ches	8	1949	1937-39,41-43,45,49	2 Wpg Mtl 3
WILSON, Mel	8	1949	1938-39, 41-42, 45-47, 49	2 Wpg Cgy 2
MIKSZA, Chet	8	1964	1953, 57-59, 61-64	1 Ham 3
SUTHERIN, Don	8	1969	1958, 61-65, 68, 69	2 Ham Ott 4
ESTAY, Ron	8	1981	1973-75, 77-81	1 Edm 5
HOWES, Bob	8	1981	1973-75, 77-81	1 Edm 5
WILKINSON, Tom	8	1981	1973-75, 77-81	1 Edm 5
FENNELL, Dave	8	1982	1974-75, 77-82	1 Edm 6
POTTER, Dale	8	1982	1974-75, 77-82	1 Edm 6
STEVENSON, Bill	8	1987	1975, 77-82, 87	1 Edm 7
CAHOON, Ben	8	2010	2000, 02-03, 05-06, 08-10	1 Mtl 3
CALVILLO, Anthony	8	2010	2000, 02-03, 05-06, 08-10	1 Mtl 3
FLORY, Scott	8	2010	2000, 02-03, 05-06, 08-10	1 Mtl 3
STEWART, Anwar	8	2012	2002-03, 05-06, 08-10, 12	2 Mtl Cgy 3
WEDLEY, Jack	7	1951	1938, 44-47, 50-51	3 Tor MSH Ssk 6
KROL, Joe	7	1952	1943-47, 50, 52	2 HFW Tor 6
MORRIS, Frank	7	1956	1945-47, 52, 54-56	2 Tor Edm 6
KWONG, Norm	7	1960	1948-49, 52, 54-56, 60	2 Cgy Edm 4
NEUMANN, Pete	7	1963	1953, 57-59, 61-63	1 Ham 3
FALONEY, Bernie	7	1964	1954, 57-59, 61, 63-64	2 Edm Ham 3
DENOBILO, Geno	7	1964	1957-59, 61-64	1 Ham 2
GOLDSTON, Ralph	7	1964	1957-59, 61-64	1 Ham 2
PATTERSON, Hal	7	1965	1955-56, 61-65	2 Mtl Ham 2
KARCZ, Zeno	7	1965	1958-59, 61-65	1 Ham 2
KELLY, Ellison	7	1971	1961-65, 67, 71	2 Ham Tor 3
HENLEY, Garney	7	1972	1961-65, 67, 72	1 Ham 4
LANG, Stu	7	1981	1974-75, 77-81	1 Edm 5
KEPLEY, Dan	7	1982	1975, 77-82	1 Edm 6
TOWNS, Tom	7	1982	1975, 77-82	1 Edm 6
BLANCHARD, Leo	7	1991	1979-82, 86-87, 91	2 Edm Cgy 5
CHIU, Bryan	7	2009	2000, 02-03, 05-06, 08-09	1 Mtl 2
LEADLAY, Frank	6	1929	1922-24, 27-29	2 Ons HmT 5
JAMES, Eddie	6	1938	1928-29, 31, 35, 37-38	2 Reg Wpg 1
ROSEBOROUGH, C	6	1942	1932, 35, 37-38, 41-42	3 Reg WRC WRC 2
MOGUL, Lou	6	1942	1935, 37-39, 41-42	3 Wpg WRC Cgy 3
SIMPSON, Jimmy	6	1944	1928-29, 32, 35, 43-44	2 HmT HFW 4
HANSON, Fritz	6	1948	1935, 37-39, 41, 48	2 Wpg Cgy 3
LEAR, Les	6	1949	1939, 41-43, 48-49	3 Wpg WRC Cgy 3
IANNONE, Bert	6	1951	1945-49, 51	3 Wpg Cgy Ssk 1
PATRICK, Steve	6	1962	1953, 57-59, 61-62	1 Wpg 4
SCOTT, Vince	6	1962	1953, 57-59, 61-62	1 Ham 2
GRAY, Herb	6	1965	1957-59, 61-62, 65	1 Wpg 4
LEWIS, Leo	6	1965	1957-59, 61-62, 65	1 Wpg 4
CERETTI, Bill	6	1947	1935, 37-39, 46-47	1 Wpg 2
PIPER, Cornell	6	1965	1957-59, 61-62, 65	1 Wpg 4
PITTS, Ernie	6	1965	1957-59, 61-62, 65	1 Wpg 4
PLOEN, Kenny	6	1965	1957-59, 61-62, 65	1 Wpg 4
RAUHAUS, Norm	6	1965	1957-59, 61-62, 65	1 Wpg 4
GAINES, Gene	6	1975	1966, 68-69, 70, 74-75	2 Ott Mtl 4
LANCASTER, Ron	6	1976	1960, 66-67, 69, 72, 76	2 Ott Ssk 1
TURNER, Charles	6	1978	1967, 73-75, 77-78	2 Ham Edm 3
DALLA RIVA, Peter	6	1979	1970, 74-75, 77-79	1 Mtl 3
JUDGES, Gordon	6	1979	1970, 74-75, 77-79	1 Mtl 3
MARTIN, Willie	6	1980	1973-75, 77-78, 80	2 Edm Ham 2
CRENNEL, Carl	6	1980	1974-75, 77-80	3 Mtl Edm Ham 3
BOONE, David	6	1982	1977-82	1 Edm 5
GERMANY, Jim	6	1982	1977-82	1 Edm 5
HOLLIMON, Joe	6	1982	1977-82	1 Edm 5
JONES, Ed	6	1982	1977-82	1 Edm 5
UPTON, Eric	6	1982	1977-82	1 Edm 5
POTHIER, Hector	6	1987	1978-82, 87	1 Edm 6
KELLY, Brian	6	1987	1979-82, 86-87	1 Edm 5
CYNCAR, Marco	6	1990	1980-82, 86-87, 90	2 Ham Edm 3
CONNOP, Rod	6	1996	1982, 86-87, 90, 93, 96	1 Edm 3
MCMANUS, Danny	6	1999	1990, 92, 94, 96, 98-99	4 Wpg BC Edm Ham 3
CAMERON, Bob	6	2001	1984, 88, 90, 92-93, 01	1 Wpg 3
JOHNSON, Alondra	6	2001	1991-92, 95, 98-99, 01	1 Cgy 3
MCLOUGHLIN, Mark	6	2001	1991-92, 95, 98-99, 01	1 Cgy 3
REINSON, Roger	6	2005	1998-00, 02-03, 05	3 Cgy BC Edm 4
SMITH, Brandon	6	2018	2008, 12, 14, 16-18	1 Cgy 3

**INDIVIDUAL GREY CUP WINS TO 2022:**

Player	No Last	GC Winners	Years Won Grey Cup
STEVENSON, Bill	7 1987	Edm	75 78 79 80 81 82 87
ILESIC, Hank	7 1991	Edm Tor	78 79 80 81 82 83 91
WEDLEY, Jack	6 1950	Tor MSH Ssk	38 44 45 46 47 50
KROL, Joe	6 1952	HFW Tor	43 45 46 47 50 52
MORRIS, Frank	6 1956	Tor Edm	45 46 47 54 55 56
CUTLER, Dave	6 1982	Edm	75 78 79 80 81 82
HIGHBAUGH, Larry	6 1982	Edm	75 78 79 80 81 82
FENNELL, Dave	6 1982	Edm	75 78 79 80 81 82
KEPLEY, Dan	6 1982	Edm	75 78 79 80 81 82
POTHIER, Hector	6 1982	Edm	75 78 79 80 81 82
POTTER, Dale	6 1982	Edm	75 78 79 80 81 82
TOWNS, Tom	6 1982	Edm	75 78 79 80 81 82
LEADLAY, Frank	5 1929	Ons HmT	22 23 24 28 29
LEVANTIS, Steve	5 1947	Tor MSH	38 44 45 46 47
ASCOTT, Les	5 1952	Tor	45 46 47 50 52
MOSCA, Angelo	5 1972	Ham Ott	60 63 65 67 72
ESTAY, Ron	5 1981	Edm	75 78 79 80 81
HOWES, Bob	5 1981	Edm	75 78 79 80 81
LANG, Stu	5 1981	Edm	75 78 79 80 81
WILKINSON, Tom	5 1981	Edm	75 78 79 80 81
BOONE, David	5 1982	Edm	78 79 80 81 82
GERMANY, Jim	5 1982	Edm	78 79 80 81 82
HOLLIMON, Joe	5 1982	Edm	78 79 80 81 82
JONES, Ed	5 1982	Edm	78 79 80 81 82
MILIAN, Ted	5 1982	Edm	78 79 80 81 82
MOON, Warren	5 1982	Edm	78 79 80 81 82
SCOTT, Tom	5 1982	Edm	78 79 80 81 82
UPTON, Eric	5 1982	Edm	78 79 80 81 82
BLANCHARD, Leo	5 1987	Edm Cgy	79 80 81 82 87
KELLY, Brian	5 1987	Edm	79 80 81 82 87
MCKELVEY, John	4 1924	HmT Ons	15 22 23 24
BATSTONE, Harry	4 1924	Tor Ons	21 22 23 24
SIMPSON, Jimmy	4 1943	HmT HFW	28 29 32 43
WEST, Art	4 1946	Tor TRC	37 38 42 46
KARRYS, Byron	4 1950	Tor	45 46 47 50
BLANCHARD, Royal	4 1952	Tor	45 46 47 52
ZOCK, Bill	4 1954	Tor Edm	45 46 47 54
BRIGGS, Bill	4 1956	Tor Edm	47 54 55 56
KWONG, Norm	4 1956	Cgy Edm	48 54 55 56
POTTER, Rick	4 1962	Wpg	58 59 61 62
WARREN, Garland	4 1962	Wpg	58 59 61 62
DRUXMAN, George	4 1962	Wpg	58 59 61 62
LATOURELLE, Ron	4 1962	Wpg	58 59 61 62
LUINING, Cec	4 1962	Wpg	58 59 61 62
MILLER, Nick	4 1962	Wpg	58 59 61 62
SAVOIE, Roger	4 1962	Wpg	58 59 61 62
PATRICK, Steve	4 1962	Wpg	58 59 61 62
RIGNEY, Frank	4 1962	Wpg	58 59 61 62
GRAY, Herb	4 1962	Wpg	58 59 61 62
LEWIS, Leo	4 1962	Wpg	58 59 61 62
PIPER, Cornell	4 1962	Wpg	58 59 61 62
PITTS, Ernie	4 1962	Wpg	58 59 61 62
PLOEN, Kenny	4 1962	Wpg	58 59 61 62
RAUHAUS, Norm	4 1962	Wpg	58 59 61 62
BARROW, John	4 1967	Ham	57 63 65 67
GRANT, Tommy	4 1967	Ham	57 63 65 67
SUTHERIN, Don	4 1969	Ham Ott	63 65 68 69
CEPETELLI, Gene	4 1970	Ham Mtl	63 65 67 70
KROUSE, Bob	4 1972	Ham	63 65 67 72
HENLEY, Garney	4 1972	Ham	63 65 67 72
PULLEN, Tom	4 1973	Ott Mtl	68 69 70 73
GAINES, Gene	4 1974	Ott Mtl	68 69 70 74
KOSMOS, Mark	4 1976	Mtl Ham Ott	70 72 73 76
SCHUETTE, Tom	4 1976	Ott	68 69 73 76
LAVORATO, Pete	4 1981	Edm	75 78 79 81
SANTUCCI, Angelo	4 1981	Edm	78 79 80 81
FRAIETTA, Emilio	4 1982	Edm	79 80 81 82
FRYER, Brian	4 1982	Edm	78 80 81 82
KEARNS, Dan	4 1987	Edm	80 81 82 87
PARKER, James	4 1985	Edm BC	80 81 82 85
WILSON, Don	4 1996	Edm Tor	87 91 93 96
PAYNE, Dan	4 2000	Ssk Tor BC	89 96 97 00
CANTOR, Noah	4 2004	Tor BC	96 97 00 04
ALLEN, Damon	4 2004	Edm BC Tor	87 93 00 04
REINSON, Roger	4 2005	Cgy BC Edm	98 00 03 05
RAY, Ricky	4 2017	Edm Tor	03 05 12 17

**GREY CUP INDIVIDUAL RECORDS TO 2022**

**ALL-TIME LEADERS**

LEADING RUSHERS - 1952 TO 2022									
Player	Teams	GP	Car	Yds	Avg	LG	TD	Max	100
PRINGLE, Mike	Bal, Mtl, Edm	4	76	<b>391</b>	5.1	40	2	135	2
LEWIS, Leo	Wpg	6	74	<b>356</b>	4.8	36	2	98	0
REED, George	Ssk	4	77	<b>346</b>	4.5	31	1	133	1
HARRIS, Andrew	BC, Wpg	4	56	<b>334</b>	6.0	26	2	134	1
KWONG, Norm	Cgy, Edm	7	76	<b>332</b>	4.4	21	4	145	1
DRUMMOND, Robert	Bal, Tor, BC	5	39	<b>312</b>	8.0	44	2	128	2
PARKER, Jackie	Edm	4	40	<b>275</b>	6.9	24	2	116	1
GERMANY, Jim	Edm	6	68	<b>263</b>	3.9	18	4	70	0
BRIGHT, Johnny	Edm	4	39	<b>261</b>	6.7	42	4	169	1
MCDUGALL, Gerry	Ham	5	54	<b>232</b>	4.3	27	2	91	0
CATES, Wes	Ssk	3	36	<b>232</b>	6.4	24	1	86	0
PLOEN, Kenny	Wpg	6	34	<b>221</b>	6.5	41	1	71	0
FALONEY, Bernie	Edm, Ham	7	47	<b>219</b>	4.7	32	2	59	0
MOON, Warren	Edm	5	34	<b>218</b>	6.4	26	2	96	0
ALLEN, Damon	Edm, BC, Tor	5	37	<b>208</b>	5.6	17	6	93	0
MILES, Rollie	Edm	5	30	<b>208</b>	6.9	24	0	71	0
JAMES, Gerry	Wpg	5	54	<b>205</b>	3.8	15	2	63	0
FLUTIE, Doug	Cgy, Tor	4	31	<b>203</b>	6.5	16	3	103	1
SHEETS, Kory	Ssk	1	20	<b>197</b>	9.9	39	2	197	1
HAM, Tracy	Edm, Bal	3	27	<b>196</b>	7.3	22	2	88	0
COBOURNE, Avon	Mtl	4	39	<b>192</b>	4.9	16	4	85	0
MILLINGTON, Sean	BC	2	30	<b>184</b>	6.1	32	0	99	0
BETHEA, Willie	Ham	4	31	<b>181</b>	5.8	37	0	68	0
WARREN, Antonio	Cgy, BC	2	21	<b>180</b>	8.6	37	0	159	1
GREEN, David	Mtl	2	33	<b>169</b>	5.1	22	0	147	1
SHEPARD, Charlie	Wpg	4	31	<b>169</b>	5.5	47	3	120	1
STEWART, Ron	Ott	4	32	<b>166</b>	5.2	23	0	99	0
POWELL, William	Ott	2	26	<b>160</b>	6.2	15	0	94	0
ANDERSON, Kelvin	Cgy	3	33	<b>155</b>	4.7	16	1	105	1
DUNIGAN, Matt	Edm, BC, Tor, Wpg	5	26	<b>147</b>	5.7	19	0	49	0

LEADING SCORERS - 1909 TO 2022									
Player	Teams	GP	TD	C-1	C-2	FG	S	Pts	
CUTLER, Dave	Edm	9	0	16	0	<b>18</b>	2	<b>72</b>	
OSBALDISTON, Paul	Ham	4	0	11	0	16	4	<b>63</b>	
SWEET, Don	Mtl	5	0	5	0	17	5	<b>61</b>	
PASSAGLIA, Lui	BC	5	0	11	0	13	5	<b>55</b>	
MCLOUGHLIN, Mark	Cgy	6	0	13	0	13	3	<b>55</b>	
FLEMING, Sean	Edm	5	0	15	0	12	1	<b>52</b>	
KENNERD, Trevor	Wpg	3	0	12	0	10	1	<b>43</b>	
PAREDES, Rene	Cgy	5	0	9	0	11	0	<b>42</b>	
DUVAL, Damon	Mtl	5	0	9	0	9	4	<b>40</b>	
MCCALLUM, Paul	Ssk, BC	3	0	6	0	11	1	<b>40</b>	
ALLEN, Damon	Edm, BC, Tor	5	<b>6</b>	0	1	0	0	<b>38</b>	
VANDERJAGT, Mike	Tor	2	0	9	0	9	0	<b>36</b>	
CONGI, Luca	Ssk, Ham	3	0	9	0	7	0	<b>36</b>	
MEDLOCK, Justin	Ham, Wpg	0	0	3	0	9	1	<b>31</b>	
KROL, Joe	HFV, Tor	7	2	10	0	1	7	<b>30</b>	
ORGAN, Gerry	Ott	3	0	6	0	8	0	<b>30</b>	
KELLY, Brian	Edm	6	5	0	0	0	0	<b>30</b>	
SHEPARD, Charlie	Wpg	4	4	0	0	0	5	<b>29</b>	
WESTWOOD, Troy	Wpg	4	0	6	0	7	2	<b>29</b>	
JAMES, Gerry	Wpg	5	2	8	0	3	0	<b>28</b>	
PATTERSON, Hal	Mtl, Ham	7	5	0	0	0	0	<b>28</b>	
PARKER, Jackie	Edm	4	4	0	0	0	1	<b>24</b>	
GERMANY, Jim	Edm	6	4	0	0	0	0	<b>24</b>	
SCOTT, Tom	Edm	5	4	0	0	0	0	<b>24</b>	
CHOMYC, Lance	Tor	2	0	5	7	0	2	<b>24</b>	
COBOURNE, Avon	Mtl	4	4	0	0	0	0	<b>24</b>	
SUTHERIN, Don	Ham, Ott	8	0	1	17	0	3	<b>23</b>	
BRIGHT, Johnny	Edm	4	4	0	0	0	0	<b>22</b>	
VAN PELT, Jim	Wpg	1	2	4	0	2	0	<b>22</b>	
Two players tied ... (Pep Leadlay & Bernie Ruoff)									

PASSING LEADERS TO 2022			BASE PASSING STATISTICS:											Gm High:		300	STARTS:					
Player	Teams	GP	Att	Com	Pct	Yds	Int	TD	LG	Com	Rate	Avg	TD/Int	Int	Pct	Yds	Com	Yds	GS	W	L	Last
CALVILLO, Anthony	Mtl	8	298	179	60.1	<b>2,470</b>	5	9	99	16	89.8	8.3	1.80	1.7	371	29	5	8	3	5	2010	
RAY, Ricky	Edm, Tor	5	185	118	63.8	<b>1,512</b>	2	9	100	10	101.0	8.2	4.50	1.1	359	35	3	5	4	1	2017	
MITCHELL, Bo Levi	Cgy	5	165	116	70.3	<b>1,431</b>	7	7	50	8	93.3	8.7	1.00	4.2	391	33	3	4	2	2	2018	
FLUTIE, Doug	Cgy, Tor	4	170	108	63.5	<b>1,420</b>	2	6	41	7	96.7	8.4	3.00	1.2	480	33	3	4	3	1	1997	
MCMANUS, Danny	Wpg, BC, Edm, Ham	6	139	79	56.8	<b>1,357</b>	3	8	75	16	100.3	9.8	2.67	2.2	413	25	2	3	1	2	1999	
FALONEY, Bernie	Edm, Ham	7	163	85	52.1	<b>1,304</b>	5	8	90	5	82.5	8.0	1.60	3.1	330	19	1	7	3	4	1964	
BURRIS, Henry	Cgy, Ham, Ott	5	155	105	67.7	<b>1,281</b>	4	6	48	2	95.1	8.3	1.50	2.6	461	35	2	3	1	2	2016	
ETCHEVERRY, Sam	Mtl	3	110	67	60.9	<b>1,224</b>	8	6	90	6	87.1	11.1	0.75	7.3	508	30	3	3	0	3	1956	
ALLEN, Damon	Edm, BC, Tor	5	124	79	63.7	<b>1,154</b>	2	5	52	4	100.7	9.3	2.50	1.6	299	23	0	3	3	0	2004	
LANCASTER, Ron	Ott, Ssk	6	139	76	54.7	<b>1,026</b>	6	7	55	6	77.2	7.4	1.17	4.3	263	22	0	5	1	4	1976	
MOON, Warren	Edm	5	104	60	57.7	<b>994</b>	5	6	75	6	89.2	9.6	1.20	4.8	398	21	2	3	3	0	1982	
COLLAROS, Zach	Tor, Ham, Wpg	5	111	77	69.4	<b>935</b>	3	3	45	6	92.7	8.4	1.00	2.7	342	25	1	4	2	2	2022	
WADE, Sonny	Mtl	5	119	58	48.7	<b>780</b>	4	4	53	3	67.2	6.6	1.00	3.4	340	22	1	2	2	0	1977	
JACKSON, Russ	Ott	4	65	32	49.2	<b>734</b>	2	8	85	7	118.4	11.3	4.00	3.1	254	13	0	4	3	1	1969	
DEWALT, Roy	BC	2	75	42	56.0	<b>719</b>	1	5	84	7	105.4	9.6	5.00	1.3	394	28	2	2	1	1	1985	
DICKENSON, Dave	Cgy, BC	4	95	60	63.2	<b>706</b>	1	3	57	2	91.8	7.4	3.00	1.1	321	24	1	3	1	2	2006	
DURANT, Darian	Ssk	3	84	52	61.9	<b>661</b>	3	5	42	7	91.4	7.9	1.67	3.6	245	18	0	3	1	2	2013	
HAM, Tracy	Edm, Bal	3	90	46	51.1	<b>660</b>	5	1	55	3	55.8	7.3	0.20	5.6	253	20	0	3	1	2	1995	
DUNIGAN, Matt	Edm, BC, Tor, Wpg	5	118	51	43.2	<b>647</b>	4	3	48	4	55.3	5.5	0.75	3.4	196	14	0	5	2	3	1992	
WILKINSON, Tom	Edm	8	116	64	55.2	<b>629</b>	3	4	43	1	71.4	5.4	1.33	2.6	119	16	0	5	3	2	1979	
KERRIGAN, Mike	Ham	2	69	38	55.1	<b>607</b>	3	5	44	7	90.7	8.8	1.67	4.3	304	23	2	2	1	1	1989	
AUSTIN, Kent	Ssk, BC	2	59	32	54.2	<b>543</b>	4	3	75	3	74.3	9.2	0.75	6.8	474	26	1	2	2	0	1994	
PLOEN, Ken	Wpg	6	71	35	49.3	<b>514</b>	2	1	41	3	66.3	7.2	0.50	2.8	176	11	0	5	3	2	1965	
CLEMENTS, Tom	Ott, Wpg	2	54	31	57.4	<b>455</b>	5	2	41	3	58.8	8.4	0.40	9.3	281	20	0	2	2	0	1984	
BARRETT, Danny	Tor	2	70	38	54.3	<b>436</b>	3	1	31	1	60.2	6.2	0.33	4.3	376	34	1	1	0	1	1991	
ZUGER, Joe	Ham	5	47	18	38.3	<b>422</b>	1	3	72	3	83.8	9.0	3.00	2.1	187	8	0	3	2	1	1967	
HOLLOWAY, Condr'g	Ott, Tor	3	49	24	49.0	<b>414</b>	1	3	84	2	90.0	8.4	3.00	2.0	319	17	1	2	1	1	1983	
BARNES, Joe	Mtl, Tor	4	56	33	58.9	<b>399</b>	1	1	40	2	79.4	7.1	1.00	1.8	175	14	0	2	0	2	1983	
KAPP, Joe	BC	2	55	27	49.1	<b>395</b>	2	1	42	3	63.8	7.2	0.50	3.6	250	18	0	2	1	1	1964	
JACOBS, Jack	Wpg	2	59	33	55.9	<b>375</b>	4	0	54	2	46.9	6.4	0.00	6.8	354	31	1	2	0	2	1953	
GARZA, Sammy	Wpg	3	44	24	54.5	<b>337</b>	3	0	34	1	51.0	7.7	0.00	6.8	322	23	1	1	0	1	1993	
LULAY, Travis	BC	1	37	21	56.8	<b>320</b>	0	2	66	3	103.4	8.6	***	0.0	320	21	1	1	1	0	2011	
CRANDELL, Marcus	Cgy	2	35	18	51.4	<b>308</b>	0	2	68	2	100.7	8.8	***	0.0	308	18	1	1	1	0	2001	
PARKER, Jackie	Edm	4	43	18	41.9	<b>307</b>	3	2	63	1	53.1	7.1	0.67	7.0	179	10	0	2	1	1	1960	
LEMMERMAN, Bruce	Edm	4	63	24	38.1	<b>300</b>	6	0	48	2	14.0	4.8	0.00	9.5	101	10	0	1	0	1	1977	
EALEY, Chuck	Ham	1	29	18	62.1	<b>291</b>	2	1	28	0	78.4	10.0	0.50	6.9	291	18	0	1	1	0	1972	
HARRIS, Trevor	Tor, Ott	3	38	20	52.6	<b>288</b>	3	1	55	1	53.4	7.6	0.33	7.9	288	20	0	1	0	1	2018	
BURGESS, Tom	Wpg	2	31	18	58.1	<b>286</b>	0	3	55	2	121.2	9.2	***	0.0	286	18	0	1	1	0	1990	
JONES, Khari	Wpg	1	40	19	47.5	<b>286</b>	0	2	29	0	88.1	7.2	***	0.0	286	19	0	1	0	1	2001	
SLACK, Reggie	Ssk	1	37	22	59.5	<b>279</b>	2	1	51	1	69.5	7.5	0.50	5.4	279	22	0	1	0	1	1997	



**GREY CUP INDIVIDUAL RECORDS TO 2022**

**ALL-TIME LEADERS**

LEADING RECEIVERS - 1952 TO 2022				BASE RECEIVING STATISTICS:									GAME HIGHS:			PER GAME:	
Player	GP	Last	Teams	Targ	Rec	Yds	Avg	LG	TD	30+	2D	YAC	Yds	Rec	100	Yds	Rec
CAHOON, Ben *	8	2010	Mtl	65	<b>46</b>	<b>658</b>	14.3	69	3	4	11	254	148	11	2	82.3	5.8
PATTERSON, Hal	7	1965	Ml, Hm	59	29	<b>575</b>	19.8	70	4	5	20	109	139	7	2	82.1	4.1
O'QUINN, John 'Red'	3	1956	Mtl	35	23	<b>465</b>	20.2	90	2	1	9	135	290	12	2	155.0	7.7
SCOTT, Tom	5	1982	Edm	39	26	<b>402</b>	15.5	33	4	2	8	79	174	12	1	80.4	5.2
KELLY, Brian	6	1982	Edm	51	22	<b>394</b>	17.9	75	5	2	6	73	111	6	2	65.7	3.7
PITTS, Allen	5	1999	Cgy	54	25	<b>364</b>	14.6	31	3	1	7	43	95	7	0	72.8	5.0
PITTS, Ernie	6	1965	Wpg	34	20	<b>361</b>	18.1	41	1	4	8	86	93	8	0	60.2	3.3
FANTUZ, Andy	5	2014	Ssk, Ham	47	26	<b>360</b>	13.8	31	2	1	8	119	81	7	0	72.0	5.2
RICHARDSON, Jamel	3	2010	Mtl	33	22	<b>345</b>	15.7	55	1	2	9	167	123	8	3	115.0	7.3
HOUSE, Rick	4	1990	Wp, Ed	29	17	<b>318</b>	18.7	56	1	3	8	133	134	7	2	79.5	4.3
TUCKER, Jason	3	2005	Edm	28	20	<b>305</b>	15.3	41	3	3	12	47	132	8	2	101.7	6.7
SANDUSKY, Jim	3	1996	BC, Edm	19	12	<b>291</b>	24.3	75	3	4	4	134	135	6	2	97.0	4.0
FLUTIE, Darren	4	1999	BC, Ed, Hm	39	19	<b>268</b>	14.1	40	2	2	5	53	109	7	1	67.0	4.8
MCGOWAN, George	5	1978	Edm	38	22	<b>263</b>	12.0	48	0	1	11	61	98	9	0	52.6	4.4
DRUMMOND, Robert	5	2000	Bal, Tor, BC	30	20	<b>262</b>	13.1	32	1	2	5	205	77	6	0	52.4	4.0
SAPJUNIS, Dave	3	1995	Cgy	29	20	<b>262</b>	13.1	35	1	1	4	104	113	8	1	87.3	6.7
DANIELS, DaVaris	3	2022	Cgy, Tor	32	25	<b>260</b>	10.4	35	0	1	6	79	113	11	1	86.7	8.3
COPELAND, Jeremaine	3	2008	Ml, Cg	29	18	<b>256</b>	14.2	47	1	2	4	94	102	8	2	85.3	6.0
HENLEY, Garney	7	1988	Ham	20	13	<b>256</b>	19.7	54	0	2	7	74	118	5	1	36.6	1.9
GABRIEL, Tony	3	1999	Hm, Ot	22	16	<b>254</b>	15.9	41	1	1	7	88	124	7	1	84.7	5.3
MASOTTI, Paul	3	1997	Tor	23	14	<b>247</b>	17.6	36	1	3	7	55	102	6	2	82.3	4.7
ELLINGSON, Greg	5	2022	Ham, Ott, Wpg	34	19	<b>243</b>	12.8	24	0	0	4	55	85	7	0	48.6	3.8
GRANT, Tommy	9	1967	Ham	33	17	<b>241</b>	14.2	23	1	0	8	48	102	7	2	26.8	1.9
BROWN, Eddie	2	1996	Edm	15	9	<b>239</b>	26.6	64	1	2	4	115	125	5	2	119.5	4.5
GADDIS, Bob	3	1979	Mtl	22	11	<b>239</b>	21.7	53	1	2	1	44	108	4	1	79.7	3.7
LEWIS, Nik	3	2012	Cgy	25	18	<b>235</b>	13.1	61	0	1	5	97	122	11	2	78.3	6.0
BLAND, Carl	2	1992	Cgy	27	18	<b>233</b>	12.9	29	0	0	9	55	117	10	2	116.5	9.0
BRUCE III, Arland	3	2011	Wp, To, BC	29	15	<b>233</b>	15.5	25	2	0	5	69	81	5	0	77.7	5.0
MURPHY, James	2	1988	Wpg	12	8	<b>218</b>	27.3	71	1	4	1	72	165	5	1	109.0	4.0
SIMON, Geroy	4	2013	BC, Sk	29	14	<b>218</b>	15.6	42	2	2	4	71	79	4	0	54.5	3.5
BANKS, Brandon	5	2022	Ham, Tor	23	15	<b>216</b>	14.4	45	2	2	3	55	82	6	0	43.2	3.0
DEKKER, Paul	5	1962	Ham	18	10	<b>214</b>	21.4	90	1	1	4	112	114	5	1	42.8	2.0
MCDANIEL, Marquay	4	2017	Cgy	28	20	<b>211</b>	10.6	51	0	1	4	89	61	7	0	52.8	5.0
WILLIAMS, David	3	1993	BC, Tor, Wpg	32	13	<b>210</b>	16.2	41	1	1	4	93	118	7	1	70.0	4.3
TUCKER, Whit	3	1969	Ott	15	5	<b>208</b>	41.6	85	2	3	0	85	174	4	1	69.3	1.7
INGRAM, Ron	2	1999	Ham	14	7	<b>207</b>	29.6	48	2	4	5	23	107	4	2	103.5	3.5
STEGALL, Milt	2	2007	Wpg	21	12	<b>203</b>	16.9	42	1	1	6	31	118	7	1	101.5	6.0
DANIELSEN, Vince	4	2001	Cgy	25	16	<b>195</b>	12.2	31	1	1	6	57	82	6	0	48.8	4.0
ALPHIN, Gerald	3	1995	Bal, Wpg	20	10	<b>193</b>	19.3	36	1	1	3	39	98	5	0	64.3	3.3
ARMOUR, Ned	2	1985	BC	12	7	<b>193</b>	27.6	84	2	2	0	80	151	4	1	96.5	3.5

\* Cahoon's receiving was corrected in 2008 (a 2005 GC completion recorded initially for Cahoon was corrected properly to Dave Stala)

**Data:** 30+ = receptions for gains of 30 or more yards; '2D' = receptions for 2nd down conversions; 'YAC' = yards after catch.

- Note:** 1. Ben Cahoon's receiving totals were corrected in 2008 (a 2005 GC completion recorded initially for Cahoon was corrected properly to Dave Stala)  
 2. All Grey Cup receiving data was reviewed and enhanced by an exhaustive video evaluation of each Grey Cup play from 1952 to 2022. This process thus provides equal Record Book treatment for all players in all eras.

COMBINED YARDS LEADERS - 1952 TO 2022								
Player	GP	Last	Teams	Rush	Rec	KR	Yds	PerG
LEWIS, Leo	6	1965	Wpg	356	107	341	<b>804</b>	100.5
PATTERSON, Hal	7	1965	Mtl, Ham	9	575	98	<b>682</b>	97.4
CAHOON, Ben	8	2010	Mtl	0	658	0	<b>658</b>	219.3
DRUMMOND, Robert	5	2000	Bal, Tor, BC	312	262	0	<b>574</b>	114.8
MILES, Rollie	5	1960	Edm	208	112	251	<b>571</b>	95.2
HENLEY, Garney	7	1972	Ham	113	256	142	<b>511</b>	102.2
TAYLOR, Larry	1	2012	Mtl, Cgy	4	42	434	<b>480</b>	80.0
PRINGLE, Mike	4	2003	Bal, Mtl, Edm	393	44	37	<b>474</b>	94.8
PARKER, Jackie	4	1960	Edm	275	95	100	<b>470</b>	156.7
O'QUINN, John 'Red'	3	1956	Mtl	0	465	0	<b>465</b>	116.3
BETHEA, Willie	4	1967	Ham	181	150	110	<b>441</b>	147.0
WILLIAMS, Henry	4	1996	Edm	0	0	441	<b>441</b>	147.0
MCDUGALL, Gerry	5	1965	Ham	232	124	85	<b>441</b>	110.3
REED, George	4	1988	Ssk	346	70	19	<b>435</b>	87.0
SCOTT, Tom	5	1999	Edm	0	402	12	<b>414</b>	82.8

**GREY CUP INDIVIDUAL RECORDS TO 2022**

**ALL-TIME LEADERS**

KICKING LEADERS TO 2022			BASE FG STATS: (Min. 5 Atts)					< 40 yd				40+ yd				FGs Made:		FG Attempts:		CONVERTS:		
Player	Last	Teams	FGA	FG	Pct	LG	S	Att	Md	Att	Md	Yds	Avg	Yds	LG	At	Avg	Att	Md	Pct		
CUTLER, Dave	1982	Edm	21	18	85.7	52	2	15	13	6	5	592	32.9	693	52	33.0	17	16	94.1			
SWEET, Don	1979	Mtl	22	17	77.3	47	4	18	15	4	2	535	31.5	713	45	32.4	5	5	100.0			
OSBALDISTON, Paul	1999	Ham	18	16	88.9	47	2	8	7	10	9	580	36.3	659	47	36.6	11	11	100.0			
MCLOUGHLIN, Mark	2001	Cgy	20	13	65.0	37	3	14	13	6	0	386	29.7	684	50	34.2	13	13	100.0			
PASSAGLIA, Lui	2000	BC	21	13	61.9	44	5	14	10	7	3	417	32.1	747	49	35.6	11	11	100.0			
FLEMING, Sean	2005	Edm	17	12	70.6	45	1	12	10	5	2	327	27.3	542	47	31.9	15	15	100.0			
PAREDES, Rene	2018	Cgy	11	11	100.0	39	0	11	11	0	0	269	24.5	269	39	24.5	10	9	90.0			
MCCALLUM, Paul	2011	Ssk, BC	12	11	91.7	47	0	10	10	2	1	313	28.5	361	48	30.1	6	6	100.0			
KENNERD, Trevor	1990	Wpg	11	10	90.9	46	1	9	8	2	2	248	24.8	274	46	24.9	12	12	100.0			
CONGI, Luca	2013	Ssk, Ham	12	10	83.3	45	0	6	6	6	4	292	29.2	376	45	31.3	6	6	100.0			
VANDERJAGT, Mike	1997	Tor	9	9	100.0	38	0	9	9	0	0	231	25.7	231	38	25.7	9	9	100.0			
MEDLOCK, Justin	2019	Wpg	11	9	81.8	45	2	8	7	3	2	251	27.9	325	48	29.5	9	9	100.0			
DUVAL, Damon	2010	Mtl	13	9	69.2	43	1	8	7	5	2	241	26.8	408	48	31.4	9	9	100.0			
ORGAN, Gerry	1981	Ott	10	8	80.0	46	0	6	6	4	2	287	35.9	384	57	38.4	6	6	100.0			
WESTWOOD, Troy	2007	Wpg	11	7	63.6	48	2	5	4	6	3	245	35.0	429	42	39.0	6	6	100.0			
CASTILLO, Sergio	2021	Wpg	5	5	100.0	45	0	4	4	1	1	152	30.4	152	45	30.4	1	1	100.0			
DEANGELIS, Sandro	2008	Cgy	5	5	100.0	50	0	3	3	2	2	157	31.4	157	50	31.4	1	1	100.0			
HUERTA, Carlos	1995	Bal	6	5	83.3	53	0	3	2	3	3	187	37.4	209	53	34.8	3	3	100.0			
RUOFF, Bernie	1985	Ham	6	5	83.3	48	1	3	3	3	2	168	33.6	216	48	36.0	5	5	100.0			
CHOMYC, Lance	1991	Tor	9	5	55.6	50	2	5	4	4	1	162	32.4	335	50	37.2	7	7	100.0			
RIDGWAY, David	1989	Ssk	5	4	80.0	35	0	4	4	1	0	114	28.5	164	50	32.8	4	4	100.0			

PUNTING LEADERS - 1952 TO 2022			BASE PUNTING: (Min. 7 Atts)				
Player	Last	Teams	No	Yds	Avg	LG	S
MILO, Chris	2015	Ott	7	323	46.1	72	1
WESTWOOD, Troy	2007	Wpg	11	506	46.0	56	0
BUONO, Wally	1979	Mtl	8	364	45.5	51	0
MACORITTI, Ray	1990	Edm	7	314	44.9	56	0
SHEPARD, Charlie	1962	Wpg	34	1,518	44.6	76	5
BAKER, Terry	2002	Ssk, Mtl	25	1,113	44.5	78	2
MAVER, Rob	2018	Cgy	31	1,375	44.4	57	0
CAMERON, Bob	2001	Wpg	49	2,169	44.3	61	2
OSBALDISTON, Paul	1999	Ham	22	969	44.0	66	2
KROL, Joe	1952	Tor	11	483	43.9	68	0
CONROY, Jim	1960	Ott	11	481	43.7	50	0
DIXON, Tom	1986	Edm	7	306	43.7	54	0
MILLER, Josh	1995	Bal	14	609	43.5	80	1
RUOFF, Bernie	1985	Ham	31	1,340	43.2	57	0
CHAPMAN, Vic	1960	Edm	13	556	42.8	54	0
ILESIC, Hank	1991	Edm, Tor	64	2,730	42.7	64	0
PREFONTAINE, Noel	2012	Tor	13	552	42.5	53	1
ANDRUSYSHYN, Zenon	1971	Tor	11	466	42.4	59	0
HARPER, Glenn	1996	Edm	10	423	42.3	52	0
PANTAGES, Rod	1952	Edm	9	379	42.1	57	0

QB SACKS LEADERS - 1952 TO 2022					
Player	Last	Teams	GP	QS	PerG
FENNELL, Dave	1982	Edm	8	9	1.13
PARKER, James	1988	Edm, BC	5	7	1.40
BARROW, John	1967	Ham	9	7	0.78
COVINGTON, Grover	1989	Ham	4	6	1.50
JONES, Tyrone	1990	Wpg	2	5	2.50
KLASSEN, Rick	1985	BC	2	5	2.50
ANDERSON, Frank	1956	Edm	4	5	1.25
AH YOU, Junior	1979	Mtl	5	5	1.00
BOONE, David	1982	Edm	6	5	0.83
SCOTT, Vince	1962	Ham	6	5	0.83
HILL, Stewart	1987	Edm	2	4	2.00
GRAY, Herb	1965	Wpg	6	4	0.67
TOWNS, Tom	1982	Edm	7	4	0.57
ESTAY, Ron	1981	Edm	8	4	0.50
STEWART, Anwar	2012	Mtl, Cgy	8	4	0.50

**Grey Cup Historical/Statistical Note:**  
All Grey Cup defensive statistics have been derived by an exhaustive video review of each Grey Cup play from 1952 to 2022. This process thus provides equal Record Book treatment for all players in all eras.

**DEFENSIVE LEADERS - 1952 TO 2022**

DEF. TACKLES	GP	Last	Teams	DT
BARROW, John	9	1967	Ham	48
KEPLEY, Dan	7	1982	Edm	42
SHERIDAN, Juan	4	1956	Mtl	34
POTTER, Dale	8	1982	Edm	32
SCOTT, Vince	6	1962	Ham	30
MOSCA, Angelo	9	1972	Hm, Ot	29
GRAY, Herb	6	1965	Wpg	26
HENLEY, Garney	7	1972	Ham	26
ESTAY, Ron	8	1981	Edm	24
JONES, Ed	6	1982	Edm	24
KOSMOS, Mark	4	1976	3 tms	23
CRENNEL, Carl	6	1980	3 tms	23
JOHNSON, Alondra	6	2001	Cgy	23
MURRAY, Derico	5	2019	3 tms	23
GAINES, Gene	6	1975	Ott, Mtl	22
SMITH, Brandon	6	2018	Cgy	22
TULLY, Ted	5	1960	Edm	21
NEUMANN, Pete	7	1963	Ham	21
FENNELL, Dave	9	1982	Edm	21
HIGHBAUGH, Larry	9	1982	Edm	21
ZAMBIASI, Ben	4	1986	Ham	21

SPEC TM TACKLES	GP	Last	Teams	STT
CEPPETELLI, Gene	5	1970	Ham, Mtl	8
CHRISTIAN, Gord	2	1972	Ham	7
DENOBILO, Geno	7	1964	Ham	7
DEVER, Dan	3	1973	Ott	7
FUNSTON, Farrell	4	1965	Wpg	9
GATAVECKAS, Ed	4	1989	Ham	8
GRAHAM, Billy	3	1959	Ham	11
LATOURELLE, Ron	5	1962	Wpg	10
PITTS, Ernie	6	1965	Wpg	10
PULLEN, Tom	4	1973	Ott, Mtl	9
RIGNEY, Frank	5	1965	Wpg	12
SMITH, Donald	4	1997	Wpg, Tor	7
TOWNS, Tom	7	1982	Edm	11

INTERCEPTIONS	Last	Teams	GP	Int	Yds	TD
HOLLIMON, Joe	1982	Edm	6	4	16	0
PERRY, Vernon	1978	Mtl	2	3	116	0
JOHNSON, James	2007	Ssk	1	3	40	1
HIGHBAUGH, Larry	1982	Edm	9	3	38	0
COULTER, Bruce	1956	Mtl	3	3	23	0
MCLEOD, Mike	1982	Edm	3	3	22	0
HENLEY, Garney	1972	Ham	7	3	10	0
BATTLE, Greg	1993	Wpg	3	2	98	1
KELLY, Kameron	2021	Ham	1	2	60	0
PARKER, Jackie	1960	Edm	4	2	43	0
17 others tied with ...				2		

FUMBLE RETURN	Last	Teams	GP	FR	Yds	TD
BARROW, John	1967	Ham	9	3	4	0
FENNELL, Dave	1982	Edm	8	3	0	0
BAWEL, Ray	1957	Ham	1	2	50	1
SUTHERIN, Don	1969	Hm, Ot	8	2	10	0
KEPLEY, Dan	1982	Edm	7	2	9	0
16 others tied with				2		
<b>Plus:</b>						
VAUGHN, Cassius	2017	Tor	1	1	109	1

# GREY CUP INDIVIDUAL RECORDS TO 1909 TO 2022

## SCORING & KICKING

### Most Points, Grey Cup Game

23	Don Sweet	1977	Montreal vs Edmonton
22	Jim Van Pelt	1958	Winnipeg vs Hamilton
21	Paul Osbaldiston	1986	Hamilton vs Edmonton
21	Sean Fleming	1993	Edmonton vs Winnipeg
21	Justin Medlock	2019	Winnipeg vs Hamilton
20	Art Wilson	1913	Hamilton vs Toronto Parkdale
19	Jackie Parker	1956	Edmonton vs Montreal
19	Lui Passaglia	1985	BC vs Hamilton
19	Mike Vanderjagt	1996	Toronto vs Edmonton
19	Paul McCallum	2006	BC vs Montreal
18	Tom Scott	1980	Edmonton vs Hamilton
18	Carlos Huerta	1995	Baltimore vs Calgary
18	Sergio Castillo	2021	Winnipeg vs Hamilton
17	Trevor Kennerd	1984	Winnipeg vs Hamilton
17	Mike Vanderjagt	1997	Toronto vs Saskatchewan

### Most Points Career, Grey Cup

	Years	GP
72	Dave Cutler Edmonton	1973-75, 77-82 9

### Most Touchdowns, Grey Cup Game

4	Art Wilson	1913	Hamilton vs Toronto Parkdale
3	Red Storey	1938	Toronto vs Winnipeg
3	Jackie Parker	1956	Edmonton vs Montreal
3	Tom Scott	1980	Edmonton vs Hamilton

### Most Touchdowns Career, Grey Cup

	Years
6	Damon Allen Edmonton, BC, Toronto
5	Hal Patterson Montreal, Hamilton
5	Brian Kelly Edmonton
4	Art Wilson Hamilton Tigers
4	Jimmy Simpson Ham Tigers, Ham FWC
4	Norm Kwong Calgary, Edmonton
4	Jackie Parker Edmonton
4	Johnny Bright Edmonton
4	Charlie Shepard Winnipeg
4	Jim Germany Edmonton
4	Tom Scott Edmonton
4	Avon Cobourne Montreal

### Most Converts, Grey Cup Game

	Att
6	Dave Cutler 1980 Edmonton vs Hamilton
6	Trevor Kennerd 1990 Winnipeg vs Edmonton

### Most Convert Attempts Career, Grey Cup

	Years	Md
21	Don Sutherin Hamilton, Ottawa	1958, 61-65, 68-69 17
17	Dave Cutler Edmonton	1973-75, 77-82 16

### Most Converts Career, Grey Cup

	Years	Att
17	Don Sutherin Hamilton, Ottawa	1958, 61-65, 68-69 21
16	Dave Cutler Edmonton	1973-75, 77-82 17

### Most Field Goals Career, Grey Cup

	Years	Att
18	Dave Cutler Edmonton	1973-75, 77-82 21
17	Don Sweet Montreal	1974-75, 77-79 22

### Longest Field Goal Made, Grey Cup Game

53	Carlos Huerta	1995	Baltimore vs Calgary
52	Dave Cutler	1975	Edmonton vs Montreal
51	Bob Macoritti	1976	Saskatchewan vs Ottawa
51	Terry Baker	2000	Montreal vs BC
50	Lance Chomyc	1987	Toronto vs Edmonton
50	Sandro DeAngelis	2008	Calgary vs Montreal
49	Jerry Kauric	1987	Edmonton vs Toronto
48	Bernie Ruoff	1980	Hamilton vs Edmonton
48	Troy Westwood	1993	Winnipeg vs Edmonton

### Most Field Goals Made, Grey Cup Game

	Att
6	Don Sweet 1977 Montreal vs Edmonton
6	Paul Osbaldiston 1986 Hamilton vs Edmonton
6	Sean Fleming 1993 Edmonton vs Winnipeg
6	Paul McCallum 2006 BC vs Montreal
6	Justin Medlock 2019 Winnipeg vs Hamilton
5	Lui Passaglia 1985 BC vs Hamilton
5	Carlos Huerta 1995 Baltimore vs Calgary
5	Mike Vanderjagt 1996 Toronto vs Edmonton
5	Sandro DeAngelis 2008 Calgary vs Montreal
5	Sergio Castillo 2021 Winnipeg vs Hamilton

## KICKING & RUSHING

### Most Field Goal Attempts, Grey Cup Game

	Att	Md
7	Don Sweet	1977 Montreal vs Edmonton
7	Sean Fleming	1993 Edmonton vs Winnipeg
7	Justin Medlock	2019 Winnipeg vs Hamilton

### Most Field Goal Attempts Career, Grey Cup

	Years	GP
22	Don Sweet Montreal	74-75, 77-79 5
21	Dave Cutler Edmonton	73-75, 77-82 9
21	Lui Passaglia BC	83, 85, 88, 94, 00 5
20	Mark McLoughlin Calgary	91, 92, 95, 98-99, 01 6

### Most Consecutive Field Goals Made, Grey Cup Career

13	Paul Osbaldiston	1986 to 1998 (13 straight over 3 games)
11	Rene Paredes	2012 to 2018 (11 straight over 5 games)
9	Mike Vanderjagt	1996 to 1997
9	Paul McCallum	1997 to 2011

### Most Singles, Grey Cup Game

8	Hugh Gall	1909	U of Toronto vs Toronto Parkdale
6	Huck Welch	1929	Hamilton Tigers vs Regina

### Most Singles Career, Grey Cup

	Years	GP
12	Hugh Gall U of Toronto, Tor Park	1909, 10, 13 3
12	Pep Leadlay Queen's, Hamilton Tgr	1922-24, 27-29 6
10	Huck Welch Hamilton, Montreal AAA	1928-29, 31, 35 4

### Most Rushing Attempts, Grey Cup Game

	Yds
30	Norm Kwong 1955 Edmonton vs Montreal
28	Johnny Bright 1956 Edmonton vs Montreal
23	George Reed 1966 Saskatchewan vs Ottawa
23	Anthony Cherry 1988 BC vs Winnipeg

### Most Rushing Attempts Career, Grey Cup

	Years	GP
77	George Reed Saskatchewan	1966-67, 69, 72 4

### Longest Rush, Grey Cup Game

80	Vic Washington	1968	Ottawa vs Calgary
74	Garney Henley	1962	Hamilton vs Winnipeg
61	Ken Hobart	1985	Hamilton vs BC
58	Johnny Counts	1964	Hamilton vs BC
52	Gerry Organ	1976	Ottawa vs Saskatchewan
52	Anthony Cherry	1988	BC vs Winnipeg
48	Neil Lumsden	1982	Edmonton vs Toronto
47	Charlie Shepard	1962	Winnipeg vs Hamilton
46	Willie Fleming	1964	BC vs Hamilton

### Longest Rush by Quarterback, Grey Cup Game

61	Ken Hobart	1985	Hamilton vs BC
41	Ken Ploen	1962	Winnipeg vs Hamilton

### Most Rushing Yards, Grey Cup Game

	Car
197	Kory Sheets 2013 Saskatchewan vs Hamilton
169	Johnny Bright 1956 Edmonton vs Montreal
159	Antonio Warren 2004 BC vs Toronto
147	David Green 1979 Montreal vs Edmonton
145	Norm Kwong 1955 Edmonton vs Montreal
135	Mike Pringle 1995 Baltimore vs Calgary
134	Andrew Harris 2019 Winnipeg vs Hamilton
133	George Reed 1966 Saskatchewan vs Ottawa
133	Anthony Cherry 1988 BC vs Winnipeg
133	Chad Kackert 2012 Toronto vs Calgary
128	Vic Washington 1968 Ottawa vs Calgary
128	Robert Drummond 1997 Toronto vs Saskatchewan
125	Ken Hobart 1985 Hamilton vs BC
122	Robert Drummond 2000 BC vs Montreal
120	Charlie Shepard 1958 Winnipeg vs Hamilton
118	Dave Thelen 1960 Ottawa vs Edmonton

### Most Rushing Yards Career, Grey Cup

	Years	GP
393	Mike Pringle Bal, Mtl, Edm	94-95, 00, 03 4

### Most 100-Yard Rushing Games Career, Grey Cup

	Years
2	Robert Drummond Toronto, BC
2	Mike Pringle Baltimore, Montreal

### Most Rushing Touchdowns, Grey Cup Game (Since 1909)

3	Art Wilson	1913	Hamilton Tigers vs Tor Parkdale
3	Red Storey	1938	Toronto vs Winnipeg

# GREY CUP INDIVIDUAL RECORDS TO 1909 TO 2022

## RUSHING & PASS RECEIVING

Most Rushing TDs Career, Grey Cup			Years	GP
6	Damon Allen	Edmonton, BC, Toronto	86-87, 93, 00, 04	5
4	Norm Kwong	Calgary, Edmonton	48-49, 52, 54-56, 60	7
4	Johnny Bright	Edmonton	54-56, 60	4
4	Jim Germany	Edmonton	77-82	6
4	Avon Cobourne	Montreal	06, 08-10	4

Highest Rushing Avg. Career, Grey Cup			Years	Yds	Car
10.3	Ken Hobart	Hamilton	84, 86	134	13

Most Receptions Career, Grey Cup			Years	GP
46	Ben Cahoon *	Montreal	00-10 (Corrected)	8
29	Hal Patterson	Montreal, Hamilton	55, 56, 61-65	7

Longest Pass Reception, Grey Cup Game				
Yds	Receiver	Year	Quarterback	
100	DeVier Posey	2017	Toronto vs Calgary	Ricky Ray
99	Pat Woodcock	2002	Montreal vs Edmonton	Anthony Calvillo
90	Red O'Quinn	1954	Montreal vs Edmonton	Sam Etcheverry
90	Paul Dekker	1961	Hamilton vs Winnipeg	Bernie Faloney
85	Whit Tucker	1966	Ottawa vs Saskatchewan	Russ Jackson
84	Emanuel Tolbert	1982	Toronto vs Edmonton	C.Holloway
84	Ned Armour	1985	BC vs Hamilton	Roy Dewalt
80	Ron Stewart	1969	Ottawa vs Saskatchewan	Russ Jackson
75	Doug Pyzer	1952	Toronto vs Edmonton	Nobby Wirkowski
75	Brian Kelly	1980	Edmonton vs Hamilton	Warren Moon
75	Jeff Fairholm	1989	Saskatchewan vs Hamilton	Kent Austin
75	Jim Sandusky	1996	Edmonton vs Toronto	Danny McManus

**NOTE - THE IMPACT OF 1954 CRU RULEBOOK ANOMALY - EAST VS WEST**  
 Since 1958, incomplete passes accompanied by a defensive pass interference (DPI) penalty have been negated with no reception/yardage recorded. In 1954 however IRFU (CRU) rules indicated they should be scored as completions while the WIFU used the current rule. In the 1954 GC, a 26-yard DPI call on play #93 (a "completion" from Etcheverry to O'Quinn) used the IRFU interpretation and gave O'Quinn a record 13 receptions for 316 yards; using the current (and the WIFU) rule gave O'Quinn only 12 catches for 290 yards. That data is used here.

Most Pass Receptions, Grey Cup Game			Targ	Yds
12	Red O'Quinn *	1954	Montreal vs Edmonton	15 290
12	Tom Scott	1980	Edmonton vs Hamilton	15 174
11	Ben Cahoon	2006	Montreal vs BC	17 137
11	Nik Lewis	2008	Calgary vs Montreal	13 122
11	DaVaris Daniels	2017	Calgary vs Toronto	13 113
10	Neill Armstrong	1953	Winnipeg vs Hamilton	16 140
10	Carl Bland	1991	Calgary vs Toronto (corrected)	14 117
9	Tom Campana	1972	Saskatchewan vs Hamilton	11 87
9	George McGowan	1975	Edmonton vs Montreal	13 98
9	Ben Cahoon	2005	Montreal vs Edmonton (corrected)	12 94
9	S.J. Green	2010	Montreal vs Saskatchewan	13 102

Most Pass Receiving Yards, Grey Cup Game			Rec	
290	Red O'Quinn	1954	Montreal vs Edmonton (WIFU/corr. rules)	12
175	DeVier Posey	2017	Toronto vs Calgary	7
174	Whit Tucker	1966	Ottawa vs Saskatchewan	4
174	Tom Scott	1980	Edmonton vs Hamilton	12
165	James Murphy	1988	Winnipeg vs BC	5
162	Derrick Crawford	1992	Calgary vs Winnipeg	6
151	Ned Armour	1985	BC vs Hamilton	3
148	Ben Cahoon	2003	Montreal vs Edmonton	6
140	Neill Armstrong	1953	Winnipeg vs Hamilton	10
139	Red O'Quinn	1955	Montreal vs Edmonton	8
139	Hal Patterson	1956	Montreal vs Edmonton	6
137	Ben Cahoon	2006	Montreal vs BC	11

Most 100-Yard Receiving Games Career, Grey Cup			Years
3	Jamel Richardson	Montreal	2008-2010

Most Receiving Yards Career, Grey Cup			Years	GP
658	Ben Cahoon	Montreal	00-10	8

Most Receiving Touchdowns, Grey Cup Game			
3	Tom Scott	1980	Edmonton vs Hamilton

Most Receiving TDs Career, Grey Cup			Years	GP
5	Brian Kelly	Edmonton	79-82, 86-87	6
4	Hal Patterson	Montreal, Hamilton	55, 56, 61-65	7
4	Tom Scott	Edmonton	78-82	5

## PASSING

Most Pass Attempts Career, Grey Cup			Years	GP
298	Anthony Calvillo	Montreal	00-10	8

Most Pass Attempts, Grey Cup Game			Com	
58	Danny Barrett *	1991	Calgary vs Toronto (corrected)	34
49	Doug Flutie	1992	Calgary vs Winnipeg	33
48	Jack Jacobs	1953	Winnipeg vs Hamilton	31
48	Doug Flutie *	1995	Calgary vs Baltimore (corrected)	23
47	Roy Dewalt	1983	BC vs Toronto	28
47	Ricky Ray	2002	Edmonton vs Montreal	24
46	Henry Burris	2016	Ottawa vs Calgary (OT)	35

Most Completions Career, Grey Cup			Years	Atts
179	Anthony Calvillo	Montreal	8 gms (00-10)	298

Most Completions, Grey Cup Game			Atts	
35	Ricky Ray	2005	Edmonton vs Montreal (OT)	45
35	Henry Burris	2016	Ottawa vs Calgary (OT)	46
34	Danny Barrett	1991	Calgary vs Toronto	58
33	Doug Flutie	1992	Calgary vs Winnipeg	49
33	Bo Levi Mitchell	2017	Calgary vs Toronto	45
31	Jack Jacobs	1953	Winnipeg vs Hamilton	48
30	Sam Etcheverry	1955	Montreal vs Edmonton	41
30	Doug Flutie	1997	Toronto vs Saskatchewan	38

Most Consecutive Completions, Grey Cup Game			
12	Doug Flutie	1997	Toronto vs Saskatchewan
11	Henry Burris	2008	Montreal vs Calgary
10	Doug Flutie	1997	Toronto vs Saskatchewan

Highest Completion Pct., Grey Cup Game (Min. 20 atts)			Atts	Com	
80.0	Jeremiah Masoli	2021	Hamilton vs Winnipeg	25	20
78.9	Doug Flutie	1997	Toronto vs Saskatchewan	38	30
77.8	Ricky Ray	2005	Edmonton vs Montreal	45	35
76.3	Anthony Calvillo	2008	Montreal vs Calgary	38	29
76.1	Henry Burris	2016	Ottawa vs Calgary	46	35

Highest Completion Pct. Career, GC (Min. 50 att)			Years	Atts
70.3	Bo Levi Mitchell	Calgary	5 gms	165
69.4	Zach Collaros	3 teams	5 gms	111

Most Passing Yards, Grey Cup Game			Atts	Com	
508	Sam Etcheverry	1955	Montreal vs Edmonton	41	30
480	Doug Flutie	1992	Calgary vs Winnipeg	49	33
474	Kent Austin	1989	Saskatchewan vs Hamilton	43	26
461	Henry Burris	2016	Ottawa vs Calgary	46	35
413	Danny McManus	1996	Edmonton vs Toronto	38	25
398	Warren Moon	1980	Edmonton vs Hamilton	33	21
394	Roy Dewalt	1985	BC vs Hamilton	28	14
391	Bo Levi Mitchell	2016	Calgary vs Ottawa	41	28
387	Sam Etcheverry	1954	Montreal vs Edmonton	31	21
376	Danny Barrett	1991	Calgary vs Toronto	58	34
373	Bo Levi Mitchell	2017	Calgary vs Toronto	45	33
371	Anthony Calvillo	2003	Montreal vs Edmonton	38	22
361	Anthony Calvillo	2005	Montreal vs Edmonton	43	29
359	Ricky Ray	2005	Edmonton vs Montreal	45	35

Most Passing Yards Career, Grey Cup			Years	GP
2,470	Anthony Calvillo	Montreal	00-10	8

Most 300-yard Games Career, Grey Cup			Years	GP
5	Anthony Calvillo	Montreal	00-10	8
3	4 players: Sam Etcheverry, Doug Flutie, Ricky Ray, Bo Levi Mitchell			

Most TD Passes, Grey Cup Game			Yards
4	Russ Jackson	1969	Ottawa vs Saskatchewan (11, 80, 12 & 32)
3	Joe Krol	1946	Toronto vs Winnipeg (25, 40 & 12)
3	Sam Etcheverry	1954	Montreal vs Edmonton (90, 14 & 14)
3	Ron Lancaster	1966	Saskatchewan vs Ottawa (6, 19 & 5)
3	Sonny Wade	1977	Montreal vs Edmonton (6, 10 & 7)
3	Warren Moon	1980	Edmonton vs Hamilton (75, 19 & 8)
3	Roy Dewalt	1985	BC vs Hamilton (84, 59 & 66)
3	Mike Kerrigan	1989	Hamilton vs Saskatchewan (13, 30 & 9)
3	Kent Austin	1989	Saskatchewan vs Hamilton (5, 75 & 5)
3	Tom Burgess	1990	Winnipeg vs Edmonton (11, 5 & 18)
3	Danny McManus	1996	Edmonton vs Toronto (64, 75 & 6)
3	Doug Flutie	1997	Toronto vs Saskatchewan (14, 6 & 5)
3	Darian Durant	2013	Saskatchewan vs Hamilton (15, 42 & 26)
3	Henry Burris	2016	Ottawa vs Calgary (6, 9 & 18)

# GREY CUP INDIVIDUAL RECORDS TO 1909 TO 2022

## PASSING & KICK RETURNS

<b>Most TD Passes Career, Grey Cup</b>				Years	GP
9	Anthony Calvillo	Montreal	00-10	8	
9	Ricky Ray	Edmonton, Toronto	02, 03, 05, 12, 17	5	
8	Bernie Faloney	Edmonton, Hamilton	54, 57-59, 61, 63-64	7	
8	Russ Jackson	Ottawa	60, 66, 68-69	4	
8	Danny McManus	Wpg, BC, Edm, Ham	90, 92, 94, 96, 98-99	6	
7	Ron Lancaster	Saskatchewan	60, 66, 67, 69, 72, 76	5	
7	Bo Levi Mitchell	Calgary	12, 14, 16-18	5	

<b>Highest Passer Rating Career, Grey Cup</b>				Years	GP
118.4	Russ Jackson	Ottawa	60, 66, 68-69	4	

<b>Most Interceptions Thrown, Grey Cup Game</b>				Atts
4	Sam Etcheverry	1956	Montreal vs Edmonton	38
4	Bruce Lemmerman	1977	Edmonton vs Montreal	22

<b>Most Interceptions Thrown Career, Grey Cup</b>				Years	GP
8	Sam Etcheverry	Montreal	54-56	3	
7	Bo Levi Mitchell	Calgary	12, 14, 16-18	5	

<b>Most Consecutive Pass Attempts Without an Interception</b>			
110	Ricky Ray	Edmonton, Toronto	02, 03-05, 12
87	Anthony Calvillo	Montreal	08-10
84	Doug Flutie	Calgary, Toronto	92, 95

<b>Lowest Int. % Career, Grey Cup (Min. 50 att)</b>				Years	Int	Atts
1.1	Dave Dickenson	Calgary, BC	98-99, 04, 06	1	95	
1.1	Ricky Ray	Edmonton, Toronto	5 games	2	185	

<b>Most Combined Yards, Grey Cup Game</b>				Recg	Rush	KR
290	Red O'Quinn	1954	Montreal vs Edmonton	290	0	0
283	Larry Taylor	2012	Calgary vs Toronto	42	4	237
279	Antonio Warren	2004	BC vs Toronto	18	159	102
273	Leo Lewis	1962	Winnipeg vs Hamilton	83	35	155
260	Raghib Ismail	1991	Toronto vs Calgary	7	0	253
240	Charles Roberts	2001	Winnipeg vs Calgary	0	70	170
233	Tim McCray	1989	Saskatchewan vs Hamilton	42	22	169
233	Mark Guy	1989	Saskatchewan vs Hamilton	100	0	133
233	Derrick Crawford	1992	Calgary vs Winnipeg	162	0	71
227	Garney Henley	1962	Hamilton vs Winnipeg	118	100	9
221	Hal Patterson	1956	Montreal vs Edmonton	139	9	73

<b>Most Combined Yards Career, Grey Cup</b>				Recg	Rush	KR
804	Leo Lewis	Winnipeg	107	356	341	
682	Hal Patterson	Montreal, Hamilton	575	9	98	
658	Ben Cahoon	Montreal	658	0	0	

<b>Most Punt Returns, Grey Cup Game</b>				Yds
13	Ron Latourelle	1961	Winnipeg vs Hamilton	90
12	Darnell Clash	1985	BC vs Hamilton	105

<b>Most Punt Returns Career, Grey Cup</b>				Years	Yds
37	Ron Latourelle	Winnipeg	57-59, 61-62	221	
22	Greg Butler	Edmonton	78-80	132	
21	Keith Stokes	Montreal, Winnipeg	02-03, 07	131	
21	Garney Henley	Hamilton	61-65, 67, 72	142	

<b>Most Punt Return Yards, Grey Cup Game</b>				Ret
152	Janarion Grant	2022	Winnipeg vs Toronto	6
118	Jovon Johnson	2011	Winnipeg vs BC	6
116	Javon Leake	2022	Toronto vs Winnipeg	6

<b>Most Punt Return Yards Career, Grey Cup</b>				Years	Ret
241	Janarion Grant	Winnipeg	19-22	14	
221	Ron Latourelle	Winnipeg	57-59, 61-62	37	
165	Henry Williams	Edmonton	87, 90, 93, 96	11	

<b>Longest Punt Return, Grey Cup Game</b>			
102	Janarion Grant	2022	Winnipeg vs Toronto
97	Terry Williams	2018	Calgary vs Ottawa
82	Chris Wright	1995	Baltimore vs Calgary
80	Jimmy Cunningham	1996	Toronto vs Edmonton
79	Bill Hatanaka	1976	Ottawa vs Saskatchewan
78	Fritz Hanson	1935	Winnipeg 'Pegs vs Hamilton Tigers

<b>Highest Avg. Punt Return Career, Grey Cup</b>				Ret	Yds
22.4	Terry Williams	Calgary	5	112	
19.7	Jovon Johnson	Winnipeg	6	118	

## KICK RETURNS & PUNTING

<b>Most Kickoff Returns, Grey Cup Game</b>				Yds
8	Dwight Edwards	1987	Toronto vs Edmonton	140
8	Larry Taylor	2012	Calgary vs Toronto	208
7	Obie Graves	1980	Hamilton vs Edmonton	132
7	Rufus Crawford	1984	Hamilton vs Winnipeg	98
7	Brandon Banks	2013	Hamilton vs Saskatchewan	162

<b>Most Kickoff Returns Career, Grey Cup</b>				Years	GP
11	Rufus Crawford	Hamilton	84-85	2	
11	Larry Taylor	Montreal, Calgary	08-09, 12	3	
10	Leo Lewis	Winnipeg	57-59, 61-62, 65	6	
9	Tom Richards	Edmonton	86-87	2	
9	Brandon Banks	Hamilton	13-14, 19-21	2	

<b>Most Kickoff Return Yards, Grey Cup Game</b>				Rets
208	Larry Taylor	2012	Calgary vs Toronto	8
183	Raghib Ismail	1991	Toronto vs Calgary	4
169	Tim McCray	1989	Saskatchewan vs Hamilton	6
162	Brandon Banks	2013	Hamilton vs Saskatchewan	7
155	Leo Lewis	1962	Winnipeg vs Hamilton	4

<b>Most Kickoff Return Yards Career, Grey Cup</b>				Years	Rets
341	Leo Lewis	Winnipeg	57-59, 61-62, 65	10	
260	Larry Taylor	Montreal, Calgary	08-09, 12	11	
218	Henry Williams	Edmonton	87, 90, 93, 96	7	
210	Brandon Banks	Hamilton	13-14	9	

<b>Longest Kickoff Return, Grey Cup Game</b>			
96	Tony Tompkins	2005	Edmonton vs Montreal TD
95	Adrian Smith	1997	Toronto vs Saskatchewan TD
91	Henry Williams	1996	Edmonton vs Toronto TD
87	Raghib Ismail	1991	Toronto vs Calgary TD
78	Alan Ford	1969	Saskatchewan vs Ottawa No TD
74	Shannon Baker	1997	Saskatchewan vs Toronto No TD
47	Jeremaine Copeland	2002	Montreal vs Edmonton TD (onside)

<b>Highest Avg. Kickoff Return Career, Grey Cup</b>				Years	Ret
45.8	Raghib Ismail	Toronto	91	4	
40.0	Alan Ford	Saskatchewan	66-67, 69, 72	3	
35.8	Tony Tompkins	Edmonton	05	4	
34.1	Leo Lewis	Winnipeg	57-59, 61-62, 65	10	

<b>Longest FG Miss Return, Grey Cup Game</b>			
115	Henry Williams	1987	Edmonton vs Toronto TD
67	Jimmy Cunningham	1996	Toronto vs Edmonton No TD
64	Keith Stokes	2003	Montreal vs Edmonton No TD

<b>Most FG Miss Return Yards Career, Grey Cup</b>				Years	Rets
143	Henry Williams	Edmonton	87, 90, 93, 96	2	
95	Keith Stokes	Montreal, Winnipeg	02-03, 07	2	

<b>Most Punts, Grey Cup Game</b>				Avg
17	Charlie Shepard	1959	Winnipeg vs Hamilton	45.3
17	Joe Zuger	1967	Hamilton vs Saskatchewan	44.7
16	Cam Fraser	1959	Hamilton vs Winnipeg	40.3

<b>Most Punts Career, Grey Cup</b>				Years	Avg
64	Hank Ilesic	Edmonton, Toronto	77-83, 87, 91	42.7	
53	Joe Zuger	Hamilton	62-65, 67	41.0	
51	Cam Fraser	Hamilton	57-59, 61	41.3	
49	Bob Cameron	Winnipeg	84,88,90,92-93,01	44.3	

<b>Longest Punt, Grey Cup Game</b>			
87	Alan Ford	1967	Saskatchewan vs Hamilton
85	Garry Lefebvre	1973	Edmonton vs Ottawa
84	Lui Passaglia	1988	BC vs Winnipeg
80	Josh Miller	1985	Baltimore vs Calgary
78	Joe Zuger	1964	Hamilton vs BC
78	Ed Ulmer	1965	Winnipeg vs Hamilton
78	Terry Baker	2002	Montreal vs Edmonton
76	Charlie Shepard	1959	Winnipeg vs Hamilton
75	Matt Kellett	2003	Edmonton vs Montreal

<b>Highest Punting Avg., Grey Cup Game</b>				Punts
49.5	Josh Miller	1995	Baltimore vs Calgary	6
49.2	John Haggerty	2022	Toronto vs Winnipeg	6
49.1	Hank Ilesic	1981	Edmonton vs Ottawa	9
48.7	Glenn Harper	1993	Edmonton vs Winnipeg	6

## GREY CUP INDIVIDUAL RECORDS TO 1909 TO 2022

### KICKING & DEFENCE

Highest Punting Avg. Career, Grey Cup		Years	Punts
44.6	Charlie Shepard Winnipeg	57-59, 62	34
44.5	Terry Baker Saskatchewan, Montreal	77-83, 87, 91	25
44.4	Rob Maver Calgary	12, 14, 16-18	31
44.3	Bob Cameron Winnipeg	84, 88, 90, 92-93, 01	49

Most Punting Yards, Grey Cup Game		Punts
770	Charlie Shepard 1959 Winnipeg vs Hamilton	17
760	Joe Zuger 1967 Hamilton vs Saskatchewan	17
621	Cam Fraser 1961 Hamilton vs Winnipeg	16

Most Punting Yards Career, Grey Cup		Years	Punts
2,730	Hank Ilesic Edmonton, Toronto	77-83, 87, 91	64
2,174	Joe Zuger Hamilton	62-65, 67	53
2,169	Bob Cameron Winnipeg	84,88,90,92-93,01	49
2,106	Cam Fraser Hamilton	57-59, 61	51

Most Kickoffs, Grey Cup Game	
10	Trevor Kennerd 1984 Winnipeg vs Hamilton
10	Paul Osbaldiston 1989 Hamilton vs Saskatchewan

Most Kickoffs Career, Grey Cup		Years	GP
31	Dave Cutler Edmonton	73-75, 77-82	9
29	Don Sutherin Hamilton, Ottawa	58, 61-65, 68-69	8
27	Sean Fleming Edmonton	93, 96, 02-03, 05	6

Longest Kickoff, Grey Cup Game	
100	Dave Cutler 1982 Edmonton vs Toronto
85	Louie Sakoda 2009 Saskatchewan vs Montreal
79	Sergio Castillo 2021 Winnipeg vs Hamilton

Most Kickoff Yards, Grey Cup Game		KO
622	Paul Osbaldiston 1989 Hamilton vs Saskatchewan	10
551	Trevor Kennerd 1984 Winnipeg vs Hamilton	10
500	Swayze Waters 2012 Toronto vs Calgary	8

Most Kickoff Yards Career, Grey Cup		Years	KO
1,657	Dave Cutler Edmonton	73-75, 77-82	31
1,623	Don Sutherin Hamilton, Ottawa	58, 61-65, 68-69	29
1,478	Paul Osbaldiston Hamilton	86, 89, 98-99	22

Highest Kickoff Avg., Grey Cup Game (Min. 3 kickoffs)		Yds	KO
72.7	Boris Bede 2022 Toronto vs Winnipeg	218	3
71.0	Don Sutherin 1965 Hamilton vs Winnipeg	284	4
68.0	Hank Ilesic 1983 Toronto vs BC	204	3

Most Kickoff Singles, Grey Cup Game	
2	Sergio Castillo 2021 Winnipeg vs Hamilton

Most Interceptions Made, Grey Cup Game	
3	James Johnson 2007 Saskatchewan vs Winnipeg
2	12 players: B.Coulter 1956, R.Bawel 1957, A.Phaneuf 1970, F.Andruski 1970, G.Lefebvre 1973, V.Perry 1977, J.Hollimon 1980, G.Battle 1990, R.Pleasant 1991, L.Smith 1997, F.Hightower 2016, K. Kelly 2021

Most Interception Returns Career, Grey Cup Games		Years	GP
4	Joe Hollimon Edmonton	77-82	6

Longest Interception Return, Grey Cup Game	
74	Vern Perry 1977 Montreal vs Edmonton
66	Greg Battle 1990 Winnipeg vs Edmonton (corrected)
54	Dick Thornton 1971 Toronto vs Calgary
50	Ed Berry 1991 Toronto vs Calgary

Most Interception Return Yards, Grey Cup Game		Int
98	Greg Battle 1990 Winnipeg vs Edmonton (corrected)	2
88	Vern Perry 1977 Montreal vs Edmonton	2
60	Kameron Kelly 2021 Hamilton vs Winnipeg	2

Most Interception Return Touchdowns, Grey Cup Game		Yds
1	Ike Sutton 1932 Hamilton Tigers vs Regina	15
1	Joe Krol 1945 Toronto vs Winnipeg	65
1	Greg Battle 1990 Winnipeg vs Edmonton	32
1	Ed Berry 1991 Toronto vs Calgary	50
1	Karl Anthony 1994 Baltimore vs BC	36
1	Charles Gordon 1994 BC vs Baltimore	17
1	Adrian Smith 1996 Toronto vs Edmonton	49
1	James Johnson 2007 Saskatchewan vs Winnipeg	30

### DEFENCE

Most Fumble Returns, Grey Cup Game		
2	Ray Bawel 1957 Hamilton vs Winnipeg	
2	Phil Minnick 1965 Winnipeg vs Hamilton	
2	Ben Zambiasi 1986 Hamilton vs Edmonton	
2	Dave Bovell 1990 Winnipeg vs Edmonton	
2	Keith Castello 1991 Toronto vs Calgary	

Longest Fumble Return, Grey Cup Game		
109	Cassius Vaughn 2017 Calgary vs Toronto	
90	Jackie Parker 1954 Montreal vs Edmonton (verified by film review)	
72	Ralph Goldston 1958 Hamilton vs Winnipeg	
70	D.Fouts, B.Munsey 1964 BC vs Hamilton (Fouts 5, Munsey 65 lateral)	
54	Doug Landry 1987 Toronto vs Edmonton	
50	Ray Bawel 1957 Hamilton vs Winnipeg	

Most Fumble Returns Career, Grey Cup		Years	GP
3	Dave Fennell Edmonton	74-75, 77-82	8

Most Fumble Return Touchdowns, Grey Cup Game (Since 1952)		Yds
1	Jackie Parker 1954 Montreal vs Edmonton	90
1	Ray Bawel 1957 Hamilton vs Winnipeg	50
1	Ralph Goldston 1958 Hamilton vs Winnipeg	70
1	Norm Rauhaus 1958 Winnipeg vs Hamilton	0
1	Kaye Vaughan 1960 Ottawa vs Edmonton	0
1	Bill Munsey 1964 BC vs Hamilton	65
1	Billy Ray Locklin 1967 Hamilton vs Saskatchewan	44
1	Roger Scales 1971 Toronto vs Calgary	34
1	Stan Mikawos 1984 Winnipeg vs Hamilton	24
1	James Rockford 1986 Hamilton vs Edmonton	1
1	Doug Landry 1987 Toronto vs Edmonton	54
1	Alvin Walton 1995 Baltimore vs Calgary	5
1	Willie Fells 2001 Calgary vs Winnipeg (blocked punt)	11
1	Cassius Vaughn 2017 Calgary vs Toronto	109

Most Quarterback Sacks, Grey Cup Game (Since 1954)		
5	Grover Covington 1986 Hamilton vs Edmonton (corrected)	
4	Tyrone Jones 1984 Winnipeg vs Hamilton	
3	Dave Fennell 1982 Edmonton vs Toronto	
3	James Parker 1985 BC vs Hamilton	
3	Rick Klassen 1983 BC vs Toronto	
3	Junior Ah You 1977 Montreal vs Edmonton	
3	Willie Jefferson 2019 Winnipeg vs Hamilton	

Most QB Sacks Career, Grey Cup Games		Years	GP
9	Dave Fennell Edmonton	74-75, 77-82	8
7	John Barrow Hamilton	57-59, 61-65, 67	9
7	James Parker Edm, BC	80-82, 85, 88	5

Most Defensive Tackles, Grey Cup Game (Since 1953)		
16	Juan Sheridan 1955 Montreal vs Edmonton	
13	Jackie Parker 1955 Edmonton vs Montreal	
12	Vince Scott 1957 Hamilton vs Winnipeg	
11	Tom Brown 1964 BC vs Hamilton	
11	Cleveland Vann 1976 Saskatchewan vs Ottawa	
11	Reynauld Williams 2009 Saskatchewan vs Montreal	

Most Defensive Tackles Career, Grey Cup		Years	GP
48	John Barrow Hamilton	57-59, 61-65, 67	9

Most Special Team Tackles, Grey Cup Game (Since 1953)		
7	Billy Graham 1957 Hamilton vs Winnipeg	
6	Steve Hmiel 1963 Hamilton vs BC	
6	Bill Lasseter 1964 BC vs Hamilton	
6	Tom Pullen 1968 Ottawa vs Calgary	

Most Spec. Team Tackles, Career Grey Cup		Years	GP
12	Frank Rigney Winnipeg	58-59, 61-62, 65	5
11	Billy Graham Hamilton	57-59	3
11	Tom Towns Edmonton	75, 77-82	7

Most Blocked Kicks, Grey Cup Game (Since 1952)			
1	Norm Rauhaus 1958 Wpg	1	Stanley Blair 1987 Edm
1	Vince Scott 1959 Ham	1	Will Johnson 1992 Cgy
1	Bobby Kuntz 1963 Ham	1	Bruce Dickson 1993 Edm
1	Wayne Giardino 1968 Ott	1	O.J. Brigance 1995 Bal
1	Granville Liggins 1968 Cgy	1	Aldi Henry 2001 Cgy
1	Bob Krouse 1972 Ham	1	Kelvin Kinney 2002 Edm
1	Mark Streeter 1986 Ham	1	Robbie Smith 2022 Tor
1	Larry Wruck 1986 Edm	1	Nick Hallett 2022 Wpg



# GREY CUP CHAMPIONSHIP GAME SUMMARIES

1909 TO 1930

The 1909 Grey Cup game is deemed to be Grey Cup #1 because the original trophy awarded by Lord Grey was first presented after that contest. However, the 1901 game itself was merely a continuation the "Dominion Senior Football Championship". That competition began in 1892 with the following annual results

YEAR	CITY	DATE	WINNER	RUNNER-UP	YEAR	CITY	DATE	WINNER	RUNNER-UP		
1892	Toronto	Nov 10	Osgoode Hall	45 Montreal A.A.A.	5	1900	Toronto	Nov 24	Ottawa Rough Riders	17 Brockville F.C.	10
1893	Montreal	Nov 23	Queen's University	29 Montreal A.A.A.	11	1901	Montreal	Nov 30	Ottawa College	18 Toronto Argonauts	3
1894	Toronto	Nov 17	Ottawa College	8 Queen's University	7	1902	Ottawa	Nov 15	Ottawa Rough Riders	5 Ottawa College	0
1895	Montreal	Nov 21	U of Toronto	20 Montreal A.A.A.	5	1905	Toronto	Nov 25	U of Toronto	11 Ottawa Rough Riders	9
1896	Toronto	Nov 21	Ottawa College	12 U of Toronto	8	1906	Montreal	Dec 01	Hamilton	29 McGill University	3
1897	Montreal	Nov 25	Ottawa College	14 Hamilton Tigers	10	1907	Montreal	Nov 30	Montreal A.A.A.	71 Peterborough	10
1898	Ottawa	Nov 24	Ottawa Rough Riders	11 Ottawa College	1	1908	Toronto	Nov 28	Hamilton Tigers	21 U of Toronto	17

Grey Cup #1 - 1909						Dec 4th at Toronto						
Team	1	2	3	4	Tot	W.Hendry, W.Hewitt						
U of T	6	0	10	10	26	Site: Rosedale Field						
Tor P	0	5	1	0	6	Atten: 3,807						
U of T	TD: H.Gall, S.Lawson, M.Thomson; Sgl: H.Gall 8, S.Lawson 2; C-1: H.Ritchie						Coach: H.Griffith					
Tor P	TD: T.Meaghan						Referee					
	Sgl: P.Killaly.						Coach: E.Livingstone					

U of Toronto			Toronto Parkdale		
FB	DIXON, Reddy	FB	BRADY, Pete		
RH	GALL, Hugh	RH	MOORE, Bert		
CF	NEWTON, Jack	CF	KILLALY, Percy		
LH	LAWSON, Smirle	LH	CROMAR, Alex		
QB	FOULDS, Billy	QB	DISSETTE, Jimmy		
Scrim	BELL, Jimmy	Scrim	LEONARD, Art		
Scrim	RITCHIE, Hugh	Scrim	ADDISON, Frank		
Scrim	RANKIN, Gordon	Scrim	DUNCAN, George		
IW	MUIR, Art	IW	ROSS, Walt		
IW	HUME, William	IW	HARPER, Red		
MW	GAGE, Charlie	MW	BROCKBANK, Jack		
MW	KINGSTON, George	MW	DISSETTE, Frank		
OW	LAJOIE, Jerry	OW	MEAGAN, Tom		
OW	THOMSON, Murray	OW	BARBER, George		
Res	G.Jones	Res	ADAMS		
			CRAWFORD		
			CUMMINGS		
			MEYERS		
			DURAND		
			GRAHAM		

#5 - 1913:						Nov 29th at Hamilton						
Team	1	2	3	4	Tot	Game Data						
Ham T	7	14	0	23	44	Site: HAAA Cricket Grd						
Tor Pk	2	0	0	0	2	Atten: 2,100						
Ham	TD: A.Wilson 4, R.Craig 2, H.Glassford; C-1: S.Manson 3; Sgl: S.Manson 3, B.Mallett 3.						Referee					
Tor	TD: None						Referee					
	Sgl: H.Gall 2.						A.B. Wright					

#12 - 1924:						Nov 29th at Toronto						
Team	1	2	3	4	Tot	Game Data						
Qns U	2	3	6	0	11	Site: Varsity Stadium						
B Bch	0	1	0	2	3	Atten: 5,978						
Qns	TD: J.Wright						Referee					
	C-1: P.Leadlay; Sgl: P.Leadlay 2; Safety.						Joe O'Brien					
B Bch	TD: None						Referee					
	Sgl: M.Hughes.											

#6 - 1914:						Dec 5th at Toronto						
Team	1	2	3	4	Tot	Game Data						
Tor A	6	8	0	0	14	Site: Varsity Stadium						
U of T	0	0	2	0	2	Atten: 10,500						
Tor	TD: G.Murphy, F.Mills						Referee					
	C-1: J.O'Connor; FG: O'Connor						Frank Robbins					
U of T	TD: None						Referee					
	Sgl: R.McKenzie, L.Saunders											

#13 - 1925:						Dec 5th at Ottawa						
Team	1	2	3	4	Tot	Game Data						
Ott	5	8	0	11	24	Site: Lansdowne Park						
Wpg T	0	0	1	0	1	Atten: 6,900						
Ott	TD: C.Connell 2, D.Young, E.Mulroney						Referee					
	Sgl: C.Lynch 4.						Hal DeGruchy					
Wpg	TD: None						Referee					
	Sgl: J.Grant.											

#7 - 1915:						Nov 20th at Toronto						
Team	1	2	3	4	Tot	Game Data						
Ham T	0	1	6	6	13	Site: Varsity Stadium						
TorRC	4	0	2	1	7	Atten: 2,808						
Hm T	TD: J.Erskine, N.Lutz; C-1: S.Manson; Sgl: Manson 2						Referee					
Tor	TD: None						Referee					
	FG: G.Bickle; Sgl: DeGruchy 3, Bickle						Reddy Dixon					

#14 - 1926:						Dec 4th at Toronto						
Team	1	2	3	4	Tot	Game Data						
Ott	7	0	3	0	10	Site: Varsity Stadium						
U of T	2	4	0	1	7	Atten: 8,276						
Ott	TD: C.Lynch; Sgl: J.Miller 5.						Referee					
U of T	TD: None						Referee					
	Sgl: F.Trimble 5, W.Snyder 2.						Hal DeGruchy					

#8 - 1920:						Dec 4th at Toronto						
Team	1	2	3	4	Tot	Game Data						
U of T	0	6	5	5	16	Site: Varsity Stadium						
Tor A	1	0	1	1	3	Atten: 10,088						
U of T	TD: W.Snyder, R.McKenzie; J.Stirrett						Referee					
	C-1: McKenzie						Ben Simpson					
Tor	TD: None						Referee					
	Sgl: D.Munro 3.											

#15 - 1927:						Nov 26th at Toronto						
Team	1	2	3	4	Tot	Game Data						
B Bch	7	2	0	0	9	Site: Varsity Stadium						
Ham T	0	0	6	0	6	Atten: 13,676						
B Bch	TD: A.Ponton						Referee					
	Sgl: Y.Foster 3, E.Crowhurst.						Reg DeGruchy					
Ham	TD: F.McKelvey						Referee					
	Sgl: P.Leadlay.											

#2 - 1910:						Nov 26th at Hamilton						
Team	1	2	3	4	Tot	Game Data						
U of T	6	0	10	10	26	Site: HAAA Cricket Grd						
Tor A	0	5	1	0	6	Atten: 12,000						
U of T	TD: R.Dixon, J.Maynard						Referee					
	C-1: J.Maynard; Sgl: R.Dixon 2, H.Gall 2, J.Maynard						Phil Mackenzie					
Hm T	TD: None						Referee					
	FG: G.Smith; Sgl: Simpson 3, Smith											

#9 - 1921:						Dec 3rd at Toronto						
Team	1	2	3	4	Tot	Game Data						
Tor A	10	4	7	2	23	Site: Varsity Stadium						
Edm	0	0	0	0	0	Atten: 9,558						
Tor	TD: L.Conacher 2, S.Cochrane; FG: Conacher;						Referee					
	Sgl: Conacher 2, Batstone, G.Sullivan 2						Ben Simpson					
Edm	TD: None						Referee					
	Oth: None											

#16 - 1928:						Dec 1st at Hamilton						
Team	1	2	3	4	Tot	Game Data						
Ham T	6	0	19	5	30	Site: HAAA Cricket Grd						
Reg	0	0	0	0	0	Atten: 4,767						
Hm T	TD: B.Timmis 2, J.Simpson 2, K.Walker						Referee					
	C-1: P.Leadlay 3; Sgl: H.Welch 2.						Joe O'Brien					
Reg	TD: None						Referee					
	Oth: None											

#3 - 1911:						Nov 25th at Toronto						
Team	1	2	3	4	Tot	Game Data						
U of T	0	6	7	1	14	Site: Varsity Stadium						
Tor A	1	0	2	4	7	Atten: 13,687						
U of T	TD: A.Ramsay, F.Night						Referee					
	C-1: J.Maynard 2; Sgl: Maynard 2						Phil Mackenzie					
Tor	TD: None						Referee					
	FG: R.Binkley; Sgl: Binkley 3, Mallett											

#10 - 1922:						Dec 2nd at Kingston						
Team	1	2	3	4	Tot	Game Data						
Qns U	0	0	8	5	13	Site: Richardson Stadium						
Edm	0	1	0	0	1	Atten: 4,700						
Qns	TD: C.Mundell, D.Harding						Referee					
	C-1: P.Leadlay; Sgl: Leadlay 2.						Silver Quilty					
Edm	TD: None						Referee					
	Sgl: J.Fraser											

#17 - 1929:						Nov 30th at Hamilton						
Team	1	2	3	4	Tot	Game Data						
Ham T	1	1	7	5	14	Site: HAAA Cricket Grd						
Reg	1	0	2	0	3	Atten: 1,906						
Hm T	TD: J.Simpson						Referee					
	Sgl: H.Welch 6, P.Leadlay 3						Reg DeGruchy					
Reg	TD: None						Referee					
	Sgl: S.Bloomfield 2, J.Erskine.											

#4 - 1912:						Nov 30th at Hamilton						
Team	1	2	3	4	Tot	Game Data						
Ham A	2	2	7	0	11	Site: HAAA Cricket Grd						
Tor A	0	2	0	2	4	Atten: 5,337						
Hm A	TD: R.Harper						Referee					
	C-1: R.Craig; Sgl: T.Leckie 5						W.B. Hendry					
Tor	TD: None						Referee					
	Sgl: C.Clarke 2; Safety.											

#11 - 1923:						Dec 1st at Toronto						
Team	1	2	3	4	Tot	Game Data						
Qns U	7	13	23	11	54	Site: Varsity Stadium						
Reg	0	0	0	0	0	Atten: 8,629						
Qns	TD: H.Batstone 2, B.Campbell 2, Evans 2, Reynolds						Referee					
	Quinn, Walker; C1: Leadlay 4, Batstone 2; S:Leadlay 3						Joe O'Brien					
Reg	TD: None						Referee					
	Oth: None											

#18 - 1930:						Dec 6th at Toronto						
Team	1	2	3	4	Tot	Game Data						
B Bch	3	7	0	1	11	Site: Varsity Stadium						
Reg	0	0	6	0	6	Atten: 3,914						
B Bch	TD: B.Reid						Referee					
	Sgl: A.Box 3, C.Harris 3						John McKelvey					
Reg	TD: F.Brown						Referee					
	Sgl: S.Bloomfield.											

**GREY CUP CHAMPIONSHIP GAME SUMMARIES**

**1931 TO 1953**

#19 - 1931:		Dec 5th at Montreal			
1	2	3	4 Tot	Game Data	
Mtl AA	7	0	6	9 22	Site:
Reg	0	0	0	0	Atten: 5,112
MAAA TD: K.Grant, P.Jotkus, W.Whitty; C-1: H.Welch, W.Stevens; FG: Welch, Sgl: Welch 2.					
Reg	TD: None			Referee	
Oth:	None			Joe O'Brien	

#27 - 1939:		Dec 9th at Ottawa					
1	2	3	4 Tot	FD	Net	Rush	Pass
Wpg	5	1	0	2 8	8	149	126 23
Ott	6	0	0	1 7	2	215	116 99
Wpg TD: A.Bieber Att: 11,737							
Sgl: G.Kabat 2, A.Stevenson							
Ott	TD: A.Tommy			Referee			
C-1:	G.Herman; Sgl: Herman			Hec Crighton			

#34 - 1946:		Nov 30th at Toronto					
1	2	3	4 Tot	FD	Net	Rush	Pass
Tor	0	16	6	6 28	6	296	82 214
Wpg	0	0	0	6 6	11	279	146 133
Tor TD: J.Krol, R.Copeland, D.Smylie, Att: 18,960							
B.Karrys, B.Tipoff; C-1: Krol 3.							
Wpg	TD: W.Dobler			Referee			
C-1:	Dobler			C.Roseborough			

#20 - 1932:		Dec 3rd at Hamilton			
1	2	3	4 Tot	Game Data	
Ham T	9	7	9	0 25	Site: HAAA Cricket Grd
Reg	0	0	0	6 6	Atten: 4,806
Hm T TD: D.Gardner, I.Sutton, J.Simpson; C-1: Gardner 2, F.Turville; FG: Gardner; Sg: Turville, Boadway, Safety					
Reg	TD: A.DeFrate			Referee	
C-1:	C.Schave			Joe O'Brien	

#28 - 1940 (Gm #1)		Nov 30th at Toronto					
1	2	3	4 Tot	FD	Net	Rush	Pass
Ott	0	1	1	6 8	12	214	200 14
B Bch	0	1	1	0 2	5	119	97 22
Ott TD: D.Sprague Att: 4,998							
C-1: R.Perley; Sgl: S.Sward 2							
B Bch	Sgl: B.Porter			Referee			
Oth:	None			Hec Crighton			

#35 - 1947:		Nov 29th at Toronto					
1	2	3	4 Tot	FD	Net	Rush	Pass
Tor	0	1	6	3 10	15	263	172 91
Wpg	6	3	0	0 9	15	249	210 39
Tor TD: R.Copeland Att: 18,885							
C-1: J.Krol; Sgl: Krol 4							
Wpg	TD: B.Sandberg			Referee			
C-1:	D.Hiney; FG: Hiney			Seymour Wilson			

#21 - 1933:		Dec 9th at Sarnia			
1	2	3	4 Tot	Game Data	
Tor	0	0	3	1 4	Site: Davis Field
Sar	0	1	1	1 3	Atten: 2,751
Tor TD: None					
FG: T.Burns; Sgl: A.Box.					
Sar	TD: None			Referee	
Sgl:	H.Stirling 3.			John McKelvey	

#28 - 1940 (Gm #2)		Dec 7th at Ottawa					
1	2	3	4 Tot	FD	Net	Rush	Pass
Ott	1	0	7	4 12	5	157	114 43
B Bch	5	0	0	0 5	10	216	146 70
Ott TD: T.Daley; C-1: G.Herman; Att: 1,700							
Sgl: S.Sward 5, Herman							
B Bch	TD: B.Porter			Referee			
Oth:	None			Ottawa won Series 20-7			
				H.Crighton			

#36 - 1948:		Nov 27th at Toronto					
1	2	3	4 Tot	FD	Net	Rush	Pass
Cal	0	6	0	6 12	16	264	132 132
Ott	1	0	6	0 7	20	349	291 58
Cgy: TD: N.Hill, P.Thodos Att: 20,013							
C-1: F.Wilmot 2.							
Ott	TD: B.Paffrath			Referee			
C-1:	E.Chipper; Sgl: T.Golab.			Seymour Wilson			

#22 - 1934:		Nov 24th at Toronto			
1	2	3	4 Tot	Game Data	
Sar	5	6	6	3 20	Site: Varsity Stadium
Reg	0	5	1	6 12	Atten: 8,900
Sar TD: G.Paterson, J.Manore					
C-1: Hayes 2; FG: Hayes; Sgl: Stirling 4, Hayes					
Reg	TD: S.Adkins, T.Olson			Referee	
C-1:	P.Kirk; Sgl: Olson.			Angie Mitchell	

#29 - 1941:		Nov 29th at Toronto					
1	2	3	4 Tot	FD	Net	Rush	Pass
Wpg	3	6	9	0 18	7	238	130 108
Ott	6	3	6	1 16	11	215	192 23
Wpg TD: M.Wilson, B.Marquardt Att: 19,065							
C-1: C.McCance 2; FG: McCance 2.							
Ott	TD: T.Golab; C-1: G.Fraser			Referee			
FG:	G.Fraser 3; Sgl: G.Fraser 1			Hec Crighton			

#37 - 1949:		Nov 26th at Toronto					
1	2	3	4 Tot	FD	Net	Rush	Pass
Mtl	11	6	6	5 28	22	363	155 208
Cal	0	7	0	8 15	16	313	133 180
Mtl TD: V.Wagner 2, Cunningham, Trawick A: 20,087							
C1: C.McCance 3; FG: McCance; Sgl: McCance, F.Kijek							
Cgy:	TD: H.Hood, E.Anderson			Referee			
C-1:	V.Graham 2; Sgl: K.Spalth.			Hec Crighton			

#23 - 1935:		Dec 7th at Hamilton			
1	2	3	4 Tot	Game Data	
Wpg P	5	7	6	0 18	Site: HAAA Cricket Grd
Ham T	3	1	6	2 12	Atten: 6,405
Wpg TD: B.Marquardt, G.Kabat, F.Hanson					
C-1: R.Rebholz 2; Sgl: G.Kabat.					
Hm T	TD: W.Paterson; FG: F.Turville;			Referee	
Sgl:	F.Turville 2; Team: Safety.			Hec Crighton	

#30 - 1942:		Dec 5th at Toronto					
1	2	3	4 Tot	FD	Net	Rush	Pass
ToRC	0	2	5	1 8	9	197	175 22
WpRC	0	0	5	0 5	9	186	65 121
ToRC TD: J.Popowski Att: 12,455							
Sgl: F.Kijek 2, D.Crowe							
WpRC	TD: L.Boivin			Referee			
Oth:	None			Frank Commins			

#38 - 1950:		Nov 25th at Toronto					
1	2	3	4 Tot	FD	Net	Rush	Pass
Tor	1	6	6	0 13	11	220	213 7
Wpg	0	0	0	0 0	3	164	115 49
Tor TD: A.Dekdebrun Att: 27,101							
FG: N.Volpe 2; Sgl: J.Krol 2.							
Wpg	TD: None			Referee			
Oth:	None			Seymour Wilson			

#24 - 1936:		Dec 5th at Toronto			
1	2	3	4 Tot	Game Data	
Sar	12	12	2	0 26	Site: Varsity Stadium
Ott	5	7	0	8 20	Atten: 5,883
Sar TD: O.Beach 2, M.Hedgwick 2					
C-1: A.Hayes 4; Sgl: H.Stirling 2.					
Ott	TD: Tommy, B.Wadsworth, A.Morrison			Referee	
C-1:	Herman 2; Sgl: Morrison 2, Leore			Joe Breen	

#31 - 1943:		Nov 27th at Toronto					
1	2	3	4 Tot	FD	Net	Rush	Pass
HFW	18	0	3	2 23	5	165	126 39
WRC	7	0	6	1 14	11	250	199 51
HFW: TD: D.Smith, J.Fumio, M.Lawson Att: 16,423							
C-1: J.Krol 3; FG: Krol; Sgl: Krol, Smith							
WRC:	TD: G.Smith, D.Berry			Referee			
C-1:	C.McCance; Sgl: B.Quinn			Seymour Wilson			

#39 - 1951:		Nov 24th at Toronto					
1	2	3	4 Tot	FD	Net	Rush	Pass
Ott	6	6	7	2 21	14	312	185 127
Ssk	2	0	0	12 14	18	298	157 141
Ott TD: B.MacDonnell, A.Baldwin, Karpuk; Att: 27,341							
C-1: Gain 3; Sgl: Cummings 2, O'Malley.							
Ssk	TD: J.Nix, S.Glasser			Referee			
C-1:	R.Ettinger 2; Sgl: G.Dobbs 2			C.Roseborough			

#25 - 1937:		Dec 11th at Toronto					
1	2	3	4 Tot	FD	Net	Rush	Pass
Tor	3	1	0	0 4	9	138	138 0
Wpg	1	1	0	1 3	5	174	109 65
Tor TD: None Att: 11,522							
FG: E.Selkirk; Sgl: B.Isbister.							
Wpg	TD: None			Referee			
Sgl:	S.Olander 2, G.Kabat.			Hec Crighton			

#32 - 1944:		Nov 25th at Hamilton					
1	2	3	4 Tot	FD	Net	Rush	Pass
MI SH	1	5	0	1 7	12	267	192 80
HFW	0	0	0	6 6	14	321	163 166
MSHD TD: J.Taylor Att: 3,871							
Sgl: Deavey 2							
HFW	TD: P.Miocinovich			Referee			
C-1:	J.Krol			Ralph Harrison			

#40 - 1952:		Nov 29th at Toronto					
1	2	3	4 Tot	FD	Net	Rush	Pass
Tor	0	15	0	6 21	15	381	149 232
Edm	5	0	6	0 11	20	391	113 271
Tor TD: N.Wirkowski, B.Bass, Z.O'Connor Att: 27,391							
C-1: R.Ettinger 3; FG: Ettinger							
Edm	TD: N.Kwong 2			Referee			
C-1:	W.Snyder			Seymour Wilson			

#26 - 1938:		Dec 10th at Toronto					
1	2	3	4 Tot	FD	Net	Rush	Pass
Tor	0	5	1	24 30	16	299	151 148
Wpg	4	3	0	0 7	7	234	88 146
Tor TD: R.Storey 3, B.Thornton, A.Weist Att: 18,778							
C-1: A.Stukus 2, B.Stukus 2; S: A.Stukus							
Wpg	TD: None			Referee			
FG:	G.Kabat 2; Sgl: A.Stevenson.			Hec Crighton			

#33 - 1945:		Dec 1st at Toronto					
1	2	3	4 Tot	FD	Net	Rush	Pass
Tor	12	0	12	11 35	19	437	360 77
Wpg	0	0	0	0 0	9	145	132 13
Tor TD: D.Smylie 2, B.Myers 2, R.Copeland, J.Krol							
C-1: Krol 2, D.Smylie; Sgl: R.Hickey, A.Skidmore							
Wpg	TD: None			Att:			
Oth:	None			18,660	Hec Crighton		

#41 - 1953:		Nov 28th at Toronto					
1	2	3	4 Tot	FD	Net	Rush	Yds
Ham	6	0	6	0 12	19	317	152 183
Wpg	0	0	6	0 6	25	427	99 354
Ham TD: E.Songin, V.Ragazzo Att: 27,313							
C-1: T.Logan 2							
Wpg	TD: G.James			Referee			
C-1:	B.Korchak			Paul Dojack			

**GREY CUP CHAMPIONSHIP GAME SUMMARIES**

**1954 TO 1965**

#42 - 1954:		Att: 27,321			Nov 27th at Toronto					
	1	2	3	4	Tot	LgLd	Mgn	Ld Ch	1:00 pm ET	
EDM	11	3	0	12	26	+8	+1	2		
MTL	6	12	1	6	25		+11			
EDM	TDs: E.Lindley, B.Faloney, G.Lippmann, J.Parker Oth: C-1: B.Dean 3; FG: Dean							GC MVP:	None selected	
MTL	TDs: R.O'Quinn 2, C.Hunsinger, J.Pal Oth: C-1: R.Poole 4; Sgl: Poole									
QBs:	EDM Bernie Faloney			Referee: Hap Shouldice						
	MTL Sam Etcheverry			Varsity Stadium: 41F, Clear, good field						

#48 - 1960:		Att: 36,592			Nov 26th at Vancouver					
	1	2	3	4	Tot	LgLd	Mgn	Ld Ch	1:30 pm PT	
OTT	3	6	0	7	16	+10	+10	2		
EDM	0	6	0	0	6		+3			
OTT	TDs: Sowalski, Vaughn Oth: C-1: Schreider; FG: G.Schreider							GC MVP:	Ron Stewart, Ott	
EDM	TDs: Letcavits Oth: None									
QBs:	OTT Russ Jackson			Referee: Seymour Wilson						
	EDM Jackie Parker			Empire Stadium: 47F, overcast, soft field						

#43 - 1955:		Att: 39,417			Nov 26th at Vancouver					
	1	2	3	4	Tot	LgLd	Mgn	Ld Ch	1:30 pm PT	
EDM	6	12	12	4	34	+15	+15	3		
MTL	13	6	0	0	19		+7			
EDM	TDs: N.Kwong 2, J.Bright 2, B.Heydenfeldt Oth: C-1: B.Dean 5; FG: B.Dean; Sgl: B.Dean							GC MVP:	None selected	
MTL	TDs: H.Patterson 2, P.Abbruzzi Oth: C-1: B.Korchak 3; Sgl: Korchak									
QBs:	EDM Jackie Parker			Referee: Paul Dojack						
	MTL Sam Etcheverry			Empire Stadium: 38F, overcast, wet field						

#49 - 1961: (OT)		Att: 32,651			Dec 2nd at Toronto						
	1	2	3	4	OT	Tot	LgLd	Mgn	Ld Ch	1:00 pm ET	
WPG	0	1	6	7	7	21	+7	+7	1		
HAM	7	0	7	0	0	14		+7			
WPG	TDs: G.James, K.Ploen (in OT) Oth: C-1: James 2; FG: James 2; Sgl: Delveaux							GC MVP:	Ken Ploen, Wpg		
HAM	TDs: P.Dekker, R.Goldston Oth: C-1: D.Sutherin 2										
QBs:	WPG Ken Ploen			Referee: Paul Dojack							
	HAM Bernie Faloney			Exhibition Stadium: 45F, overcast, good field							

#44 - 1956:		Att: 27,425			Nov 24th at Toronto					
	1	2	3	4	Tot	LgLd	Mgn	Ld Ch	1:00 pm ET	
EDM	6	13	18	13	50	+24	+23	5		
MTL	7	7	6	7	27		+7			
EDM	TDs: J.Parker 3, J.Bright 2, D.Getty 2 Oth: C-1: J.Mobra 4; FG: Mobra; Sgl: Parker							EDM QBs Note: Parker played the 1st play at QB. Getty was at QB for the rest.	GC MVP: None selected	
MTL	TDs: H.Patterson 2, S.Etcheverry, P.Abbruzzi Oth: C-1: B.Bewley 3									
QBs:	EDM Jackie Parker/Don Getty *			Referee: Harry Bowden						
	MTL Sam Etcheverry			Varsity Stadium: 20F, Clear, slippery field						

#50 - 1962:		Att: 32,655			Dec 1-2 at Toronto					
	1	2	3	4	Tot	LgLd	Mgn	Ld Ch	1:00 pm ET	
WPG	0	21	7	0	28	+8	+1	5		
HAM	6	13	8	0	27		+5			
WPG	TDs: L.Lewis 2, C.Shepard 2 Oth: C-1: G.James 4							GC MVP:	Leo Lewis, Wpg	
HAM	TDs: Henley 2, Kuntz, Viti Oth: C-1: Sutherin 2; Sgl: Sutherin									
QBs:	WPG Ken Ploen			Referee: Paul Dojack						
	HAM Joe Zuger			Exhibition Stadium: 47F, Heavy fog (postponed)						

#45 - 1957:		Att: 27,051			Nov 30th at Toronto					
	1	2	3	4	Tot	LgLd	Mgn	Ld Ch	1:00 pm ET	
HAM	13	0	19	0	32	+32	+25	0		
WPG	0	0	0	7	7		+0			
HAM	TDs: C.Gilchrist 2, R.Bawel, B.Faloney, G.McDougall Oth: C-1: S.Oneschuk 2.							GC MVP:	None selected	
WPG	TDs: D.Mendyk; C-1: K.Ploen. Oth: C-1: K.Ploen.									
QBs:	HAM Bernie Faloney			Referee: Paul Dojack						
	WPG Ken Ploen			Varsity Stadium: 38F, Clear, good field						

#51 - 1963:		Att: 36,545			Nov 30th at Vancouver					
	1	2	3	4	Tot	LgLd	Mgn	Ld Ch	1:00 pm PT	
HAM	0	14	7	0	21	+18	+11	0		
BC	0	3	0	7	10		+0			
HAM	TDs: W.Bethea, A.Baker, H.Patterson Oth: C-1: D.Sutherin 3							GC MVP:	None selected	
BC	TDs: M.Burton Oth: C-1: P.Kempf; FG: Kempf									
QBs:	HAM Bernie Faloney			Referee: Ray Boucher						
	BC Joe Kapp			Empire Stadium: 45F, clear, heavy field						

#46 - 1958:		Att: 34,426			Nov 29th at Vancouver					
	1	2	3	4	Tot	LgLd	Mgn	Ld Ch	1:30 pm PT	
WPG	7	13	7	8	35	+7	+7	5		
HAM	14	0	7	7	28		+11			
WPG	TDs: J.Van Pelt 2; N.Rauhaus, Shepard Oth: C-1: Van Pelt 4; FG: Van Pelt 2.; Sgl: C.Shepard							GC MVP:	None selected	
HAM	TDs: TD: R.Howell 2, G.McDougall, Goldston Oth: C-1: S.Oneschuk 4.									
QBs:	WPG Jim Van Pelt			Referee: Harry Bowden						
	HAM Bernie Faloney			Empire Stadium: 48F, cloudy, good field						

#52 - 1964:		Att: 32,655			Nov 28th at Toronto					
	1	2	3	4	Tot	LgLd	Mgn	Ld Ch	1:00 pm ET	
BC	7	13	14	0	34	+26	+10	0		
HAM	0	1	7	16	24		+0			
BC	TDs: B.Munsey 2, B.Swift, J.Carphin, W.Fleming Oth: C-1: P.Kempf 4.							GC MVP:	None selected	
HAM	TDs: J.Counts, T.Grant, S.Crisson Oth: C-1: D.Sutherin 2; Sgl: J.Zuger; Safety touch									
QBs:	BC Joe Kapp			Referee: Seymour Wilson						
	HAM Bernie Faloney			Exhibition St: 48F, Rain, 25 mph winds, wet field						

#47 - 1959:		Att: 33,133			Nov 28th at Toronto					
	1	2	3	4	Tot	LgLd	Mgn	Ld Ch	1:00 pm ET	
WPG	3	0	0	18	21	+14	+14	2		
HAM	0	1	6	0	7		+4			
WPG	TDs: C.Shepard, E.Pitts Oth: C-1: G.James 2; FG: James; Sgl: Shepard 4							GC MVP:	Charlie Shepard, Wpg	
HAM	TDs: None Oth: FG: S.Oneschuk 2; Sgl: V.Scott									
QBs:	WPG Ken Ploen			Referee: Paul Dojack						
	HAM Bernie Faloney			Exhibition Stadium: 28F, Cloudy, muddy field						

#53 - 1965:		Att: 32,655			Nov 27th at Toronto					
	1	2	3	4	Tot	LgLd	Mgn	Ld Ch	1:00 pm ET	
HAM	10	0	12	0	22	+10	+6	2		
WPG	0	13	0	3	16		+2			
HAM	TDs: D.Cohee, W.Bethea Oth: C-1: Sutherin 2; Sgl: D.Sutherin, J.Zuger; Safeties 3							GC MVP:	None selected	
WPG	TDs: A.Perkins, L.Lewis Oth: C-1: N.Winton; FG: Winton.									
QBs:	HAM Joe Zuger			Referee: Paul Dojack						
	WPG Ken Ploen			Exhibition Stadium: 38F, Cloudy, 40 mph winds						

**GREY CUP CHAMPIONSHIP GAME SUMMARIES**

**1966 TO 1977**

#54 - 1966:		Att: 32,344		Nov 26th at Vancouver						
	1	2	3	4	Tot	LgLd	Mgn	Ld Ch	1:00 pm PT	
SSK	7	7	0	15	29	+15	+15	1		
OTT	6	8	0	0	14	+6				
SSK	TDs: J.Worden, A.Ford, H.Campbell, G.Reed Oth: C-1: J.Abendschan 4; Sgl: A.Ford							GC MVP: None selected		
OTT	TDs: W.Tucker 2 Oth: C-1: M.Racine; Sgl: B.Cline									
QBs:	SSK Ron Lancaster		Referee: Paul Dojack		OTT Russ Jackson					
Empire Stadium: 45F, overcast, soft field										

#60 - 1972:		Att: 35,950		Dec 3rd at Hamilton						
	1	2	3	4	Tot	LgLd	Mgn	Ld Ch	1:30 pm ET	
HAM	10	0	0	3	13	+10	+3	0		
SSK	0	10	0	0	10	+0				
HAM	TDs: D.Fleming Oth: C-1: I.Sunter; FG: I.Sunter 2							GC MVP/CDN: Chuck Ealey, Ham		
SSK	TDs: T.Camapana Oth: C-1: J.Abendschan; FG: J.Abendschan.							Ian Sunter, Ham		
QBs:	HAM Chuck Ealey		Referee: Don Barker		SSK Ron Lancaster					
Ivor Wynne Stad: 33C, cloudy, 10 mph winds										

#55 - 1967:		Att: 31,407		Dec 2nd at Ottawa						
	1	2	3	4	Tot	LgLd	Mgn	Ld Ch	1:00 pm ET	
HAM	7	10	0	7	24	+23	+23	0		
SSK	1	0	0	0	1	+0				
HAM	TDs: J.Zuger, T.Watkins, B.R.Locklin Oth: C-1: T.Coffey 2; Sgl: Zuger 3, Coffey							GC MVP: Joe Zuger, Ham		
SSK	TDs: None Oth: Sgl: A.Ford.									
QBs:	HAM Joe Zuger		Referee: Harry Ross		SSK Ron Lancaster					
Lansdowne Stadium: 24F, Clear, 10-15 mph winds										

#61 - 1973:		Att: 36,475		Nov 25th at Toronto						
	1	2	3	4	Tot	LgLd	Mgn	Ld Ch	1:30 pm ET	
OTT	7	5	7	3	22	+10	+4	1		
EDM	10	0	0	8	18	+0				
OTT	TDs: R.Nixon, J.Evenson; Oth: C-1: G.Organ 2; FG: Organ 2; Safety							GC MVP/CDN: Charlie Brandon, Ott		
EDM	TDs: R.Bell, G.Lefebvre Oth: C-1: D.Cutler 2; FG: Cutler; Sgl: Lefebvre							Gerry Lefebvre, Edm		
QBs:	OTT Rick Cassata		Referee: Harry Ross		EDM Tom Wilkinson					
Exhibition Stad: 45F, wet field, 12-18 mph winds										

#56 - 1968:		Att: 33,185		Nov 30th at Toronto						
	1	2	3	4	Tot	LgLd	Mgn	Ld Ch	1:00 pm ET	
OTT	1	3	7	13	24	+10	+3	2		
CGY	0	14	0	7	21	+10				
OTT	TDs: R.Jackson, V.Washington, M.Adkins Oth: C-1: Sutherin 2; FG: Sutherin; Sgl: Giardino							GC MVP: Vic Washington, Ott		
CGY	TDs: T.Evanshen 2, P.Liske Oth: C-1: L.Robinson 3									
QBs:	OTT Russ Jackson		Referee: Allan Dryburgh		CGY Peter Liske					
Exhibition Stadium: 35F, Cloudy, damp field										

#62 - 1974:		Att: 34,450		Nov 24th at Vancouver						
	1	2	3	4	Tot	LgLd	Mgn	Ld Ch	1:30 pm PT	
MTL	0	11	3	6	20	+13	+13	1		
EDM	7	0	0	0	7	+7				
MTL	TDs: L.Sherrer Oth: C-1: D.Sweet; FG: Sweet 4; Sgl: Sweet							GC MVP/CDN: Sonny Wade, Mtl		
EDM	TDs: C.Harrell Oth: C-1: D.Cutler							Don Sweet, Mtl		
QBs:	MTL Jimmy Jones		Referee: Don Barker		EDM Tom Wilkinson					
Empire Stadium: 52F, raining, 15 mph winds										

#57 - 1969:		Att: 33,172		Nov 30th at Montréal						
	1	2	3	4	Tot	LgLd	Mgn	Ld Ch	1:00 pm ET	
OTT	0	14	7	8	29	+18	+18	1		
SSK	9	0	2	0	11	+9				
OTT	TDs: R.Stewart 2, J.Roberts, J.Mankins Oth: C-1: D.Sutherin; Sgl: Sutherin							GC MVP: Russ Jackson, Ott		
SSK	TDs: A.Ford Oth: C-1: J.Abendschan; Sgl: Abendschan, Ford; Safety.									
QBs:	OTT Russ Jackson		Referee: Harry Ross		SSK Ron Lancaster					
Autostade: 25F, Cloudy, 16 kmh winds										

#63 - 1975:		Att: 32,454		Nov 23rd at Calgary						
	1	2	3	4	Tot	LgLd	Mgn	Ld Ch	1:30 pm MT	
EDM	0	3	6	0	9	+2	+1	1		
MTL	6	1	0	1	8	+6				
EDM	TDs: None Oth: FG: D.Cutler 3							GC MVP/CDN: Steve Ferrughelli, Mtl		
MTL	TDs: None Oth: FG: D.Sweet 2; Sgl: Sweet 2							Dave Cutler, Edm		
QBs:	EDM Tom Wilkinson		Referee: Bill Fry		MTL Jimmy Jones					
McMahon Stadium: -10C, cloudy, 15 kmh winds										

#58 - 1970:		Att: 32,669		Nov 28th at Toronto						
	1	2	3	4	Tot	LgLd	Mgn	Ld Ch	1:00 pm ET	
MTL	6	3	7	7	23	+13	+13	3		
CGY	7	0	3	0	10	+7				
MTL	TDs: T.Alflin, T.Pullen, T.Evanshen Oth: C-1: G.Springate 2; FG: Springate							GC MVP: Sonny Wade, Mtl		
CGY	TDs: H.McKinnis Oth: C-1: L.Robinson; FG: Robinson									
QBs:	MTL Sonny Wade		Referee: Paul Dojack		CGY Jerry Keeling					
Exhibition St: 45F, Cloudy, soft field, 14 mph winds										

#64 - 1976:		Att: 53,389		Nov 28th at Toronto						
	1	2	3	4	Tot	LgLd	Mgn	Ld Ch	1:30 pm ET	
OTT	10	0	3	10	23	+10	+3	2		
SSK	0	17	3	0	20	+10				
OTT	TDs: B.Hatanaka, T.Gabriel; Oth: C-1: G.Organ 2; FG: Organ 3							GC MVP/CDN: Tom Clements, Ott		
SSK	TDs: S.Mazurak, B.Richardson Oth: C-1: B.Macoritti 2; FG: Macoritti 2							Tony Gabriel, Ott		
QBs:	OTT Tom Clements		Referee: Don Barker		SSK Ron Lancaster					
Exhibition Stadium: 0C, overcast, 15 mph winds										

#59 - 1971:		Att: 34,584		Nov 28th at Vancouver						
	1	2	3	4	Tot	LgLd	Mgn	Ld Ch	1:30 pm PT	
CGY	7	7	0	0	14	+13	+3	0		
TOR	0	3	8	0	11	+7				
CGY	TDs: H.Harrison, J.Mims Oth: C-1: L.Robinson 2.							GC MVP/CDN: Wayne Harris, Cgy		
TOR	TDs: R.Scales; Oth: C-1: I.MacMillan; FG: MacMillan; Sgl: MacMillan.							Dick Suderman, Cgy		
QBs:	CGY Jerry Keeling		Referee: Harry Ross		TOR Joe Theismann					
Empire Stadium: 44F, raining, wet field, 6 mph wind										

#65 - 1977:		Att: 68,205		Nov 27th at Montréal						
	1	2	3	4	Tot	LgLd	Mgn	Ld Ch	1:30 pm ET	
MTL	3	7	20	11	41	+14	+35	0		
EDM	0	3	3	0	6	+0				
MTL	TDs: P.Dalla Riva, D.O'Leary, B.Gaddis Oth: C-1: D.Sweet 3; FG: Sweet 6; Sgl: Sweet 2							GC MVP/CDN: Sonny Wade, Mtl		
EDM	TDs: None Oth: FG: D.Cutler 2							Don Sweet, Mtl		
QBs:	MTL Sonny Wade		Referee: Bill Dell		EDM Bruce Lemmerman					
Olympic Stadium: -9C, clear, frozen field										

**GREY CUP CHAMPIONSHIP GAME SUMMARIES**

**1978 TO 1989**

<b>#66 - 1978:</b>		Att: 54,695			Nov 26th at Toronto				
	1	2	3	4	Tot	LgLd	Mgn	Ld Ch	1:30 pm ET
EDM	10	4	3	3	20	+14	+7	0	
MTL	3	0	0	10	13	+0			
EDM	TDs: J.Germany				<b>GC MVP/CDN:</b>				
	Oth: C-1: D.Cutler; FG: Cutler 4; Sgl: Cutler				Tom Wilkinson, Edm				
MTL	TDs: J.Barnes				Angelo Santucci, Edm				
	Oth: C-1: D.Sweet; FG: D.Sweet 2								
QBs:	EDM Tom Wilkinson			Referee: Don Barker					
	MTL Joe Barnes			Exhibition Stadium: -5C, clear, little wind					

<b>#72 - 1984:</b>		Att: 60,081			Nov 18th at Edmonton				
	1	2	3	4	Tot	LgLd	Mgn	Ld Ch	1:30 pm MT
WPG	3	27	3	14	47	+30	+30	1	
HAM	14	3	0	0	17	+14			
WPG	TDs: W.Reaves 2, J.Poplawski, J.Boyd, S.Mikawos				<b>GC MVP/CDN:</b>				
	Oth: C-1: T.Kennerd 5; FG: Kennerd 4				Tom Clements, Wpg				
HAM	TDs: D.Brock, R.DiPietro				Sean Kehoe, Wpg				
	Oth: C-1: B.Ruoff 2; FG: Ruoff								
QBs:	WPG Tom Clements			Referee: Ross Perrier					
	HAM Dieter Brock			Commonwealth St: -10C, 15 kmh winds, hard field					

<b>#67 - 1979:</b>		Att: 65,113			Nov 25th at Montréal				
	1	2	3	4	Tot	LgLd	Mgn	Ld Ch	1:30 pm ET
EDM	7	0	10	0	17	+8	+8	2	
MTL	3	3	3	0	9	+2			
EDM	TDs: W.Smith, T.Scott				<b>GC MVP/CDN:</b>				
	Oth: C-1: D.Cutler; FG: Cutler				David Green, Mtl				
MTL	TDs: None				Don Sweet, Mtl				
	Oth: FG: D.Sweet 3								
QBs:	EDM Tom Wilkinson			Referee: Lorne Woods					
	MTL Joe Barnes			Olympic Stadium: 8C, clear, little wind					

<b>#73 - 1985:</b>		Att: 56,723			Nov 24th at Montréal				
	1	2	3	4	Tot	LgLd	Mgn	Ld Ch	2:00 pm ET
BC	10	13	3	11	37	+19	+13	2	
HAM	0	14	0	10	24	+1			
BC	TDs: N.Armour 2, J.Sandusky				<b>GC MVP/CDN:</b>				
	Oth: C-1: L.Passaglia 3; FG: Passaglia 5; Sgl: Passaglia				Roy Dewalt, BC				
HAM	TDs: R.Ingram, J.Shepherd, S.Stapler				Lui Passaglia, BC				
	Oth: C-1: B.Ruoff 3; FG: Ruoff								
QBs:	BC Roy Dewalt			Referee: Jake Ireland					
	HAM Ken Hobart			Olympic Stadium: 5C, Cloudy, wet field					

<b>#68 - 1980:</b>		Att: 54,661			Nov 23rd at Toronto				
	1	2	3	4	Tot	LgLd	Mgn	Ld Ch	1:30 pm ET
EDM	10	14	10	14	48	+38	+38	0	
HAM	3	6	1	0	10	+0			
EDM	TDs: T.Scott 3, J.Germany 2, B.Kelly				<b>GC MVP/CDN:</b>				
	Oth: C-1: D.Cutler 6; FG: D.Cutler 2				Warren Moon, Edm				
HAM	TDs: None				Dale Potter, Edm				
	Oth: FG: B.Ruoff 3; Sgl: Ruoff								
QBs:	EDM Warren Moon			Referee: Don Barker					
	HAM Dave Marler			Exhibition Stadium: 5C, overcast, 5 kmh winds					

<b>#74 - 1986:</b>		Att: 59,579			Nov 29th at Vancouver				
	1	2	3	4	Tot	LgLd	Mgn	Ld Ch	2:00 pm PT
HAM	17	12	7	3	39	+36	+24	0	
EDM	0	0	7	8	15	+0			
HAM	TDs: S.Stapler; J.Rockford, R.Ingram				<b>GC MVP/CDN:</b>				
	Oth: C-1: P.Osbaldiston 3; FG: Osbaldiston 6				Mike Kerrigan, Ham				
EDM	TDs: TD: D.Allen, B.Kelly				Paul Osbaldiston, Ham				
	Oth: C-1: T.Dixon; C-2: D.Allen (run).								
QBs:	HAM Mike Kerrigan			Referee: Jake Ireland					
	EDM Matt Dunigan			B.C. Place: 21C, Indoors					

<b>#69 - 1981:</b>		Att: 52,478			Nov 22nd at Montréal				
	1	2	3	4	Tot	LgLd	Mgn	Ld Ch	1:30 pm ET
EDM	0	1	14	11	26	+3	+3	1	
OTT	13	7	0	3	23	+20			
EDM	TDs: W.Moon 2, J.Germany 2, C-2: M.Cyncar (pass Moon)				<b>GC MVP/CDN:</b>				
	Oth: C-1: D.Cutler 2; FG: Cutler; Sgl: Cutler				J.C. Watts, Ott				
OTT	TDs: J.Reid, S.Platt				Nel Lumsden, Edm				
	Oth: C-1: G.Organ 2; FG: Organ 3								
QBs:	EDM Warren Moon			Referee: Bill Dell					
	OTT J.C. Watts			Olympic Stadium: 0C, cloudy, little wind					

<b>#75 - 1987:</b>		Att: 59,478			Nov 27th at Vancouver				
	1	2	3	4	Tot	LgLd	Mgn	Ld Ch	2:30 pm PT
EDM	7	10	4	17	38	+7	+2	6	
TOR	3	21	3	9	36	+14			
EDM	TDs: H.Williams, M.Cyncar, B.Kelly, D.Allen				<b>GC MVP/CDN:</b>				
	Oth: C-1: J.Kauric 4; FG: Kauric 3; Sgl: Kauric				Damon Allen, Edm				
TOR	TDs: G.Fenerty 2, D.Landry, D.Barrett				Milson Jones, Edm				
	Oth: C-1: L.Chomyc 3; FG: Chomyc 3								
QBs:	EDM Matt Dunigan			Referee: Jake Ireland					
	TOR Gilbert Renfroe			B.C. Place: 21C, Indoors					

<b>#70 - 1982:</b>		Att: 54,741			Nov 28th at Toronto				
	1	2	3	4	Tot	LgLd	Mgn	Ld Ch	1:30 pm ET
EDM	3	17	6	6	32	+16	+16	4	
TOR	7	7	0	2	16	+4			
EDM	TDs: B.Kelly 2, N.Lumsden				<b>GC MVP/CDN:</b>				
	Oth: C-1: D.Cutler 2; FG: Cutler 4				Warren Moon, Edm				
TOR	TDs: E.Tolbert, T.Greer				Dave Fennell, Edm				
	Oth: C-1: D.Dorsey 2; Safety touch.								
QBs:	EDM Warren Moon			Referee: Bud Ulrich					
	TOR C.Holloway			Exhibition Stadium: 0C, overcast, 6-8 kmh winds					

<b>#76 - 1988:</b>		Att: 50,604			Nov 27th at Ottawa				
	1	2	3	4	Tot	LgLd	Mgn	Ld Ch	3:00 pm ET
WPG	4	10	5	3	22	+13	+1	2	
BC	7	8	4	2	21	+7			
WPG	TDs: J.Murphy; C-1: T.Kennerd				<b>GC MVP/CDN:</b>				
	Oth: FG: Kennerd 4; Sgl: B.Cameron 2, Kennerd				James Murphy, Wpg				
BC	TDs: A.Cherry, D.Williams; Safety.				Bob Cameron, Wpg				
	Oth: C-1: L.Passaglia 2; FG: Passaglia; Sgl: Passaglia 2								
QBs:	WPG Sean Salisbury			Referee: Jake Ireland					
	BC Matt Dunigan			Lansdowne Stadium: 14F, cloudy, 40 mph winds					

<b>#71 - 1983:</b>		Att: 59,345			Nov 27th at Vancouver				
	1	2	3	4	Tot	LgLd	Mgn	Ld Ch	3:00 pm PT
TOR	0	7	2	9	18	+1	+1	1	
BC	7	10	0	0	17	+10			
TOR	TDs: J.Carinci, C.Minter				<b>GC MVP/CDN:</b>				
	Oth: C-1: H.Ilesic; FG: H.Ilesic 1; Sgl: H.Ilesic 2.				Joe Barnes, Tor				
BC	TDs: M.Fernandez, White				Rick Klassen, BC				
	Oth: C-1: Passaglia 2; FG: Passaglia								
QBs:	TOR C.Holloway			Referee: Lorne Woods					
	BC Roy Dewalt			B.C. Place: 21C, Indoors					

<b>#77 - 1989:</b>		Att: 54,088			Nov 26th at Toronto				
	1	2	3	4	Tot	LgLd	Mgn	Ld Ch	6:00 pm ET
SSK	1	21	12	9	43	+7	+3	1	
HAM	13	14	3	10	40	+12			
SSK	TDs: R.Elgaard, J.Fairholm, D.Narcisse, T.McCray				<b>GC MVP/CDN:</b>				
	Oth: C-1: Ridgway 4; FG: Ridgway 4; Sgl: Baker; Safety				Kent Austin, Ssk				
HAM	TDs: T.Champion 2; D.McAdoo 2				David Ridgway, Ssk				
	Oth: C-1: P.Osbaldiston 4; FG: Osbaldiston 4								
QBs:	SSK Kent Austin			Referee: Dave Yule					
	HAM Mike Kerrigan			SkyDome: 21C, Indoors					

**GREY CUP CHAMPIONSHIP GAME SUMMARIES**

**1990 TO 2001**

#78 - 1990:		Att: 46,968		Nov 25th at Vancouver						
	1	2	3	4	Tot	LgLd	Mgn	Ld Ch	3:00 pm PT	
WPG	10	0	28	12	50	+39	+39	0		
EDM	0	4	0	7	11	+0				
WPG	TDs: W.Hudson 2, L.Hull, G.Battle, P.Tuttle, R.House Oth: C-1: T.Kennerd 6; FG: Kennerd 2; Safety							<b>GC MVP/CDN:</b> Tom Burgess, Wpg		
EDM	TDs: L.Willis Oth: C-1: R.Macoritti; FG: Macoritti; Sgl: Macoritti.							Warren Hudson, Wpg		
QBs:	WPG Tom Burgess EDM Tracy Ham							Referee: Jake Ireland B.C. Place: 21C, Indoors		

#84 - 1996:		Att: 38,595		Nov 24th at Hamilton						
	1	2	3	4	Tot	LgLd	Mgn	Ld Ch	6:30 pm ET	
TOR	0	27	3	13	43	+13	+6	5		
EDM	9	14	0	14	37	+9				
TOR	TDs: TD: J.Cunningham, R.Drummond, Flutie, A.Smith Oth: C-1: Vanderjagt 4; FG: M.Vanderjagt 5							<b>GC MVP/CDN:</b> Doug Flutie, Tor		
EDM	TDs: Brown, Sandusky, Williams, E.Blount, Tobert Oth: C-1: S.Fleming 5. Safety.							Mike Vanderjagt, Tor		
QBs:	TOR Doug Flutie EDM Danny McManus							Referee: Jake Ireland Ivor Wynne Stad: -3C, snowing, 35 mph winds		

#79 - 1991:		Att: 51,985		Nov 24th at Winnipeg						
	1	2	3	4	Tot	LgLd	Mgn	Ld Ch	1:30 pm CT	
TOR	8	3	8	17	36	+15	+15	4		
CGY	7	3	4	7	21	+3				
TOR	TDs: E.Berry, D.Smith, R.Ismail, Masotti Oth: C-1: L.Chomyc 4; FG: Chomyc 2; S: Chomyc 2							<b>GC MVP/CDN:</b> Raghib Ismail, Tor		
CGY	TDs: D.Barrett, A.Pitts; C-1: McLoughlin 2 Oth: FG: McLoughlin 2; Sgl: McLoughlin							Dave Sapunjis, Cgy		
QBs:	TOR Matt Dunigan CGY Danny Barrett							Referee: Ken Lazaruk Winnipeg Stadium: -17C, Clear, 13 kmh winds		

#85 - 1997:		Att: 60,431		Nov 16th at Edmonton						
	1	2	3	4	Tot	LgLd	Mgn	Ld Ch	3:30 pm MT	
TOR	7	13	21	6	47	+35	+24	1		
SSK	3	6	0	14	23	+3				
TOR	TDs: D.Mitchell, R.Drummond, Flutie, A.Smith, Clemons Oth: C-1: M.Vanderjagt 5; FG: Vanderjagt 4							<b>GC MVP/CDN:</b> Doug Flutie, Tor		
SSK	TDs: S.Daniels, M.Saunders, R.Slack Oth: C-1: P.McCallum 2; FG: McCallum							Paul Masotti, Tor		
QBs:	TOR Doug Flutie SSK Reggie Slack							Referee: Dave Yule Commonwealth Stad: -7C, overcast, frozen field		

#80 - 1992:		Att: 45,863		Nov 29th at Toronto						
	1	2	3	4	Tot	LgLd	Mgn	Ld Ch	6:30 pm ET	
CGY	11	6	0	7	24	+24	+14	0		
WPG	0	0	0	10	10	+0				
CGY	TDs: D.Sapunjis, A.Pitts Oth: C-1: McLoughlin 2; FG: McLoughlin 3; S: McLoughlin							<b>GC MVP/CDN:</b> Doug Flutie, Cgy		
WPG	TDs: TD: G.Alphin Oth: C-1: T.Westwood; FG: Westwood.							Dave Sapunjis, Cgy		
QBs:	CGY Doug Flutie WPG Matt Dunigan							Referee: Jake Ireland SkyDome: 21C, Indoors		

#86 - 1998:		Att: 34,157		Nov 22nd at Winnipeg						
	1	2	3	4	Tot	LgLd	Mgn	Ld Ch	4:00 pm CT	
CGY	4	6	7	9	26	+7	+2	6		
HAM	3	13	2	6	24	+8				
CGY	TDs: K.Anderson, J.Garcia Oth: M.McLoughlin C-1: 1; FG: 4, Sgl: 1							<b>GC MVP/CDN:</b> Jeff Garcia, Cgy		
HAM	TDs: R.Williams 2 Oth: C-1: Osbaldiston; FG: Osbaldiston 3; S: Osbaldiston 2							Vince Danielsen, Cgy		
QBs:	CGY Jeff Garcia HAM Danny McManus							Referee: Jake Ireland Winnipeg Stadium: 10C, Clear, 28-37 kmh winds		

#81 - 1993:		Att: 50,035		Nov 28th at Calgary						
	1	2	3	4	Tot	LgLd	Mgn	Ld Ch	4:30 pm MT	
EDM	17	7	0	9	33	+21	+10	0		
WPG	0	10	7	6	23	+0				
EDM	TDs: L.Floyd, J.Sandusky; Oth: C-1: S.Fleming 2; FG: Fleming 6; Sgl: Fleming							<b>GC MVP/CDN:</b> Damon Allen, Edm		
WPG	TDs: M.Richardson, S.Garza Oth: C-1: T.Westwood 2; FG: Westwood 3							Sean Fleming, Edm		
QBs:	EDM Damon Allen WPG Sammy Garza							Referee: Dave Yule McMahon Stadium: 6C, Clear, 13 kmh winds		

#87 - 1999:		Att: 45,118		Nov 28th at Vancouver						
	1	2	3	4	Tot	LgLd	Mgn	Ld Ch	3:00 pm PT	
HAM	10	11	4	7	32	+22	+11	0		
CGY	0	0	14	7	21	+0				
HAM	TDs: Da Flutie 2, R.Williams; C-1: P.Osbaldiston 3; Oth: FG: Osbaldiston 3; Sgl: Osbaldiston 2.							<b>GC MVP/CDN:</b> Danny McManus, Ham		
CGY	TDs: TD: V.Danielsen, A.Pitts, D.Forde Oth: C-1: M.McLoughlin 3							Mike Morreale, Ham		
QBs:	HAM Danny McManus CGY Dave Dickenson							Referee: Ken Lazaruk B.C. Place: 21C, Indoors		

#82 - 1994:		Att: 55,097		Nov 27th at Vancouver						
	1	2	3	4	Tot	LgLd	Mgn	Ld Ch	3:30 pm PT	
BC	3	7	10	6	26	+3	+3	2		
BAL	0	17	3	3	23	+11				
BC	TDs: C.Gordon, D.McManus Oth: C-1: L.Passaglia 2; FG: Passaglia 4							<b>GC MVP/CDN:</b> Karl Anthony, Bal		
BAL	TDs: T.Ham, K.Anthony Oth: C-1: D.Igwebuike 2; FG: D.Igwebuike 3							Lui Passaglia, BC		
QBs:	BC Danny McManus BAL Tracy Ham							Referee: Jake Ireland B.C. Place: 21C, Indoors		

#88 - 2000:		Att: 43,822		Nov 26th at Calgary						
	1	2	3	4	Tot	LgLd	Mgn	Ld Ch	4:00 pm MT	
BC	8	4	0	16	28	+12	+2	0		
MTL	3	0	7	16	26	+0				
BC	TDs: D.Allen 2, R.Drummond; C-1: L.Passaglia 2 Oth: FG: Passaglia 2; Sgl: Passaglia 2.							<b>GC MVP/CDN:</b> Robert Drummond, BC		
MTL	TDs: J.Climie, M.Pringle, B.Cahoon Oth: C-1: T.Baker 2; FG: Baker 2							Sean Millington, BC		
QBs:	BC Damon Allen MTL Anthony Calvillo							Referee: Dave Yule McMahon Stadium: 6C, Clear, 20-30 kmh winds		

#83 - 1995:		Att: 52,564		Nov 19th at Regina						
	1	2	3	4	Tot	LgLd	Mgn	Ld Ch	4:30 pm CT	
BAL	7	16	8	6	37	+17	+17	2		
CGY	6	7	7	0	20	+6				
BAL	TDs: C.Wright, A.Walton, T.Ham; Oth: C-1: C.Huerta 3; FG: Huerta 5; Sgl: J.Miller							<b>GC MVP/CDN:</b> Tracy Ham, Bal		
CGY	TDs: M.Pope, Doug Flutie Oth: C-1: M.McLoughlin 2; FG: McLoughlin 2							Dave Sapunjis, Cgy		
QBs:	BAL Tracy Ham CGY Doug Flutie							Referee: Dave Yule Taylor Field: 0C, overcast, 60-90 kmh winds		

#89 - 2001:		Att: 65,255		Nov 25th at Montréal						
	1	2	3	4	Tot	LgLd	Mgn	Ld Ch	6:00 pm ET	
CGY	0	17	0	10	27	+13	+8	1		
WPG	4	0	8	7	19	+4				
CGY	TDs: M.Boerigter, T.Moore, W.Fells Oth: C-1: M.McLoughlin 3; FG: McLoughlin 2							<b>GC MVP/CDN:</b> Marcus Crandell, Cgy		
WPG	TDs: A.Bruce, M.Stegall; C-1: T.Westwood 2; Oth: FG: Westwood; Sgl: Westwood 2							Aldi Henry, Cgy		
QBs:	CGY Marcus Crandell WPG Khari Jones							Referee: Jake Ireland Olympic Stadium: 25C, Indoors		



**GREY CUP CHAMPIONSHIP GAME SUMMARIES**

**2002 TO 2013**

#90 - 2002:		Att: 62,531		Nov 24th at Edmonton					
	1	2	3	4	Tot	LgLd	Mgn	Ld Ch	4:00 pm MT
MTL	1	10	0	14	25	+11	+9	0	
EDM	0	0	10	6	16	+0			
MTL	TDs: J.Copeland 2, Woodcock				GC MVP/CDN:				
	Oth: C-1: T.Baker 3; FG: Baker; Sgl: Baker				Anthony Calvillo, Mtl				
EDM	TDs: R.Walters, E.Hervey				Pat Woodcock, Mtl				
	Oth: C-1: S.Fleming; FG: Fleming								
QBs:	MTL Anthony Calvillo		Referee: Dave Yule						
	EDM Ricky Ray		Commonwealth St: 0C, 15 kmh winds, frozen field						

#96 - 2008:		Att: 66,308		Nov 23rd at Montréal					
	1	2	3	4	Tot	LgLd	Mgn	Ld Ch	6:00 pm ET
CGY	0	10	6	6	22	+8	+8	1	
MTL	3	10	1	0	14	+10			
CGY	TDs: B.Ralph				GC MVP/CDN:				
	Oth: C-1: S.DeAngelis; FG: DeAngelis 5				Henry Burris, Cgy				
MTL	TDs: A.Cobourne				Sandro DeAngelis, Cgy				
	Oth: C-1: D.Duval; FG: Duval 2; Sgl: Duval								
QBs:	CGY Henry Burris		Referee: Jake Ireland						
	MTL Anthony Calvillo		Olympic Stadium: 21C, Indoors						

#91 - 2003:		Att: 50,909		Nov 16th at Regina					
	1	2	3	4	Tot	LgLd	Mgn	Ld Ch	5:00 pm CT
EDM	7	17	0	10	34	+14	+12	0	
MTL	0	21	1	0	22	+0			
EDM	TDs: J.Tucker 2, M.Pringle, R.Ray				GC MVP/CDN:				
	Oth: C-1: S.Fleming 4; FG: Fleming 2				Jason Tucker, Edm				
MTL	TDs: P.Woodcock, S.Girard, B.Cahoon				Ben Cahoon, Mtl				
	Oth: C-1: M.Kellett 3; Sgl: Kellett								
QBs:	EDM Ricky Ray		Referee: Dave Yule						
	MTL Anthony Calvillo		Taylor Field: -4C, cloudy, 19 kmh winds						

#97 - 2009:		Att: 46,020		Nov 29th at Calgary					
	1	2	3	4	Tot	LgLd	Mgn	Ld Ch	4:30 pm MT
MTL	0	3	7	18	28	+1	+1	1	
SSK	10	7	3	7	27	+16			
MTL	TDs: J.Richardson, Cobourne, Cahoon; C-2: Carter				GC MVP/CDN:				
	Oth: C-1: Duval; FG: Duval 2; Sgl: Duval;				Avon Cobourne, Mtl				
SSK	TDs: A.Fantuz, D.Durant				Ben Cahoon, Mtl				
	Oth: C-1: L.Congi 2; FG: Congi 4; Sgl: Sakoda.								
QBs:	MTL Anthony Calvillo		Referee: Glen Johnson						
	SSK Darian Durant		McMahon Stadium: 9C, cloudy, dry field						

#92 - 2004:		Att: 51,242		Nov 21st at Ottawa					
	1	2	3	4	Tot	LgLd	Mgn	Ld Ch	6:00 pm ET
TOR	0	17	7	3	27	+14	+8	1	
BC	7	3	3	6	19	+7			
TOR	TDs: D.Allen 2, R.Baker				GC MVP/CDN:				
	Oth: C-1: N.Prefontaine 3; FG: Prefontaine 2.				Damon Allen, Tor				
BC	TDs: J.Clermont, D.Dickenson				Jason Clermont, BC				
	Oth: C-1: D.O'Mahony; FG: O'Mahony 2								
QBs:	TOR Damon Allen		Referee: Andre Proulx						
	BC Dave Dickenson		Frank Clair Stadium: 4C, cloudy, 8 kmh winds						

#98 - 2010:		Att: 63,317		Nov 28th at Edmonton					
	1	2	3	4	Tot	LgLd	Mgn	Ld Ch	4:30 pm MT
MTL	8	0	3	10	21	+10	+3	3	
SSK	7	4	0	7	18	+3			
MTL	TDs: A.Cobourne 2				GC MVP/CDN:				
	Oth: C-1: D.Duval 2; FG: Duval 2; S: Duval				Jamel Richardson, Mtl				
SSK	TDs: W.Cates, J.P. Parenteau				Keith Shologan, Ssk				
	Oth: C-1: W.Kean 2; FG: Kean; Sgl: E.Johnson								
QBs:	MTL Anthony Calvillo		Referee: Bud Steen						
	SSK Darian Durant		Commonwealth St: -5C, overcast, 9 kmh winds						

#93 - 2005: (OT)		Att: 59,157		Nov 27th at Vancouver						
	1	2	3	4	OT	Tot	LgLd	Mgn	Ld Ch	3:00 pm PT
EDM	3	7	10	8	10	38	+9	+3	6	
MTL	1	0	17	10	7	35	+7			
EDM	TDs: E.Hervey, T.Tompkins, J.Tucker, R.Ray				GC MVP/CDN:					
	Oth: C-1: S.Fleming 3; C-2: Tucker; FG: Fleming 3				Ricky Ray, Edm					
MTL	TDs: E.Lapointe 2, A.Calvillo, D.Stala				Mike Maurer, Edm					
	Oth: C-1: D.Duval 4; FG: Duval 2; Sgl: Duval									
QBs:	EDM Ricky Ray		Referee: Glen Johnson							
	MTL Anthony Calvillo		B.C. Place: 21C, Indoors							

#99 - 2011:		Att: 54,313		Nov 27th at Vancouver					
	1	2	3	4	Tot	LgLd	Mgn	Ld Ch	3:30 pm PT
BC	11	3	10	10	34	+22	+11	0	
WPG	0	6	3	14	23	+0			
BC	TDs: A.Harris, K.Johnson, A.Bruce				GC MVP/CDN:				
	Oth: C-1: McCallum 3; FG: McCallum 4; Sgl: McCallum				Travis Lulay, BC				
WPG	TDs: G.Carr, T.Edwards				Andrew Harris, BC				
	Oth: C-1: J.Palardy 2; FG: Palardy 3								
QBs:	BC Travis Lulay		Referee: Andre Proulx						
	WPG Buck Pierce		B.C. Place: 22C, Indoors						

#94 - 2006:		Att: 44,786		Nov 19th at Winnipeg					
	1	2	3	4	Tot	LgLd	Mgn	Ld Ch	5:00 pm CT
BC	9	10	0	6	25	+16	+11	0	
MTL	0	3	9	2	14	+0			
BC	TDs: I.Smart				GC MVP/CDN:				
	Oth: C-1: P.McCallum; FG: McCallum 6				Dave Dickenson, BC				
MTL	TDs: R.Edwards				Paul McCallum, BC				
	Oth: C-1: D.Duval; FG: Duval; S: Duval; Safety touch 2								
QBs:	BC Dave Dickenson		Referee: Jake Ireland						
	MTL Anthony Calvillo		Canad Inns Stadium: 0C, cloudy, 0 kmh winds						

#100 - 2012:		Att: 53,208		Nov 25th at Toronto					
	1	2	3	4	Tot	LgLd	Mgn	Ld Ch	6:30 pm ET
TOR	7	17	3	8	35	+21	+13	0	
CGY	3	3	5	11	22	+0			
TOR	TDs: C.Owens, P.Horne, D.Inman, A.Durie				GC MVP/CDN:				
	Oth: C-1: Waters 4; FG: Waters 2; Sgl: Prefontaine				Chad Kackert, Tor				
CGY	TDs: Price				Ricky Foley, Tor				
	Oth: C-2: Price; FG: Paredes 4; Safety touch								
QBs:	TOR Ricky Ray		Referee: Glen Johnson						
	CGY Kevin Glenn		Rogers Centre: 22C, Indoors						

#95 - 2007:		Att: 52,230		Nov 25th at Toronto					
	1	2	3	4	Tot	LgLd	Mgn	Ld Ch	6:00 pm ET
SSK	0	10	6	7	23	+9	+4	3	
WPG	3	4	7	5	19	+7			
SSK	TDs: J.Johnson, A.Fantuz				GC MVP/CDN:				
	Oth: C-1: L.Congi 2; FG: Congi 3				James Johnson, Ssk				
WPG	TDs: D.Armstrong				Andy Fantuz, Ssk				
	Oth: C-1: T.Westwood; FG: Westwood 2; Safeties 3								
QBs:	SSK Kerry Joseph		Referee: Glen Johnson						
	WPG Ryan Dinwiddie		Rogers Centre: 21C, Indoors						

#101 - 2013:		Att: 44,710		Nov 24th at Regina					
	1	2	3	4	Tot	LgLd	Mgn	Ld Ch	5:30 pm CT
SSK	7	24	0	14	45	+29	+22	1	
HAM	3	3	7	10	23	+3			
SSK	TDs: K.Sheets 2, G.Simon 2, W.Dressler, J.Sanders				GC MVP/CDN:				
	Oth: C-1: Milo 6; FG: Milo 1.				Kory Sheets, Ssk				
HAM	TDs: Burris, Gable				Chris Getzlaf, Ssk				
	Oth: C-1: Congi 2; FG: Congi 3								
QBs:	SSK Darian Durant		Referee: Kim Murphy						
	HAM Henry Burris		Mosaic Stadium: 2C, Clear, 45-65 kmh winds						

**GREY CUP CHAMPIONSHIP GAME SUMMARIES**

**2014 to PRESENT**

#102 - 2014:		Att: 52,056			Nov 30th at Vancouver				
	1	2	3	4	Tot	LgLd	Mgn	Ld Ch	3:30 pm PT
CGY	7	10	3	0	20	+17	+4	0	
HAM	0	7	0	9	16	+0			
CGY TDs: D.Tate 2 Oth: C-1: Paredes 2; FG: Paredes 2					GC MVP/CDN: Bo Levi Mitchell, Cgy				
HAM TDs: B.Banks Oth: Medlock; FG: Medlock 3					Andy Fantuz, Ham				
QBs: CGY Bo Levi Mitchell					Referee: Andre Proulx				
HAM Zach Collaros					B.C. Place: 21C, Indoors				

#106 - 2018:		Att: 55,819			Nov 25th at Edmonton				
	1	2	3	4	Tot	LgLd	Mgn	Ld Ch	4:30 pm MT
CGY	7	14	3	3	27	+13	+11	0	
OTT	0	11	3	2	16	+0			
CGY TDs: Jackson, Durant, Williams Oth: C1: Paredes 3, FG: Paredes 2; C2: ---					GC MVP/CDN: Bo Levi Mitchell, Cgy				
OTT TDs: Feoli-Gudino Oth: C1: ---, FG: Ward 2; C2: Beaulieu; Safety					Lemar Durant, Cgy				
QBs: CGY Bo Levi Mitchell					Referee: Tom Vallesi				
OTT Trevor Harris					Commonwealth St: 2C, Clear, frosty field				

#103 - 2015:		Att: 36,634			Nov 29th at Winnipeg				
	1	2	3	4	Tot	LgLd	Mgn	Ld Ch	5:30 pm CT
EDM	10	7	1	8	26	+6	+6	3	
OTT	13	3	3	1	20	+13			
EDM TDs: Bowman, Shavers, Lynch Oth: C1: Milo; FG: Milo 2; C2: Shavers					GC MVP/CDN: Mike Reilly, Edm				
OTT TDs: Lavoie, Jackson Oth: C1: Milo; FG: Milo 2; Sgl: Milo 1					Shamawd Chambers, Edm				
QBs: EDM Mike Reilly					Referee: Al Bradbury				
OTT Henry Burris					Investors Grp Field: -5C, Clear, 15 kmh wind				

#107 - 2019:		Att: 35,440			Nov 24th at Calgary				
	1	2	3	4	Tot	LgLd	Mgn	Ld Ch	4:30 pm MT
WPG	8	13	6	6	33	+21	+21	0	
HAM	3	3	6	0	12	+0			
WPG TDs: Harris 2 Oth: C1: Medlock 2, FG: Medlock 6; Sgl: Medlock 1					GC MVP/CDN: Andrew Harris, Wpg				
HAM TDs: Addison Oth: C1: ---, FG: Hajrullahu 2, Sgl: ---					Andrew Harris, Wpg				
QBs: WPG Zach Collaros					Referee: Andre Proulx				
HAM Dane Evans					McMahon Stadium: 2C, Overcast, Dry field				

#104 - 2016: (OT)		Att: 33,421			Nov 27th at Toronto					
	1	2	3	4	OT	Tot	LgLd	Mgn	Ld Ch	6:30 pm ET
OTT	10	10	7	6	6	39	+20	+6	0	
CGY	7	0	10	16	0	33	+0			
OTT TDs: Burris 2, Lavoie, Sinopoli, Jackson Oth: C1: Early 3, FG: Early 2.					GC MVP/CDN: Henry Burris, Ott					
CGY TDs: Messam, Durant, Buckley, Daniels Oth: C1: Paredes 3, FG: Paredes 2					Brad Sinopoli, Ott					
QBs: OTT Henry Burris					Referee: Andre Proulx					
CGY Bo Levi Mitchell					BMO Field: 6C, Cloudy, good field					

#108 - 2021:		Att: 26,324			Dec 12th at Hamilton					
	1	2	3	4	OT	Tot	LgLd	Mgn	Ld Ch	6:30 pm ET
WPG	4	3	3	15	8	33	+8	+8	2	
HAM	0	10	9	6	0	25	+12			
WPG TDs: Demski, Adams, C2: Bailey Oth: C1/FG: Castillo 1/5; Sgl: Castillo 2, Liegghio 1					GC MVP/CDN: Zach Collaros, Wpg					
HAM TDs: Banks, Dunbar Oth: C1: Domagala 2, FG: Domagala 3, S/T: 1					Nic Demski, Wpg					
QBs: WPG Zach Collaros					Referee: Andre Proulx					
HAM Dane Evans					Tim Hortons Field: 7C, Clear, Dry field					

#105 - 2017:		Att: 36,154			Nov 26th at Ottawa					
	1	2	3	4	OT	Tot	LgLd	Mgn	Ld Ch	6:30 pm ET
TOR	0	8	8	11		27	+3	+3	1	
CGY	6	11	7	0		24	+9			
TOR TDs: Posey, Wilder, Vaughn Oth: C1: None; FG: Hajrullahu 1; C2: Cross 2; ST: 1.					GC MVP/CDN: DeVier Posey, Tor					
CGY TDs: Messam 2, Jordan Oth: C1: Paredes 1, FG: Paredes 1; C2: Daniels.					Jerome Messam, Cgy					
QBs: TOR Ricky Ray					Referee: Dave Foxcroft					
CGY Bo Levi Mitchell					TD Place: -4C, Snowing, frozen field					

#109 - 2022:		Att: 33,350			Nov 20th at Regina					
	1	2	3	4	Tot	LgLd	Mgn	Ld Ch	5:30 pm CT	
TOR	3	4	7	10		24	+4	+1	4	
WPG	0	10	7	6		23	+9			
TOR TDs: Ouellette 2 Oth: C1: Bede 2, FG: Bede 3; Sgl: Bede 1					GC MVP/CDN: Henoc Muamba, TOR					
WPG TDs: Prukop 2, Grant Oth: C1: Liegghio 2, FG: Liegghio 1					Henoc Muamba, TOR					
QBs: TOR M.Bethel-Thompson					Referee: Dave Foxcroft					
WPG Zach Collaros					Mosaic Stadium: -2C, Cloudy, 23 kmh winds					

1909 TO 2022 REFEREES				
Referee	Last Gm	Gms Referee	Last Gm	Gms
Jake Ireland	#96 - 2008	12	Dave Foxcroft	#109 - 2022 2
Paul Dojack	#58 - 1970	9	A.B. Wright	#5 - 1913 1
Hec Crighton	#37 - 1949	8	Frank Robbins	#6 - 1914 1
Seymour Wilson	#52 - 1964	7	Reddy Dixon	#7 - 1915 1
Dave Yule	#91 - 2003	7	Silver Quilty	#10 - 1922 1
Andre Proulx	#108 - 2021	6	Angie Mitchell	#22 - 1934 1
Joe O'Brien	#20 - 1932	5	Joe Breen	#24 - 1936 1
Don Barker	#68 - 1980	5	Frank Commins	#30 - 1942 1
Harry Ross	#61 - 1973	4	Ralph Harrison	#32 - 1944 1
Glen Johnson	#100 - 2012	4	Hap Shouldice	#42 - 1954 1
Phil Mackenzie	#3 - 1911	2	Ray Boucher	#51 - 1963 1
W.B. Hendry	#4 - 1912	2	Allan Dryburgh	#56 - 1968 1
Ben Simpson	#9 - 1921	2	Bill Fry	#63 - 1975 1
Hal Degruichy	#14 - 1926	2	Bud Ulrich	#70 - 1982 1
Reg Degruichy	#17 - 1929	2	Ross Perrier	#72 - 1984 1
John McKelvey	#21 - 1933	2	Bud Steen	#98 - 2010 1
Cliff Roseborough	#39 - 1951	2	Kim Murphy	#101 - 2013 1
Harry Bowden	#46 - 1958	2	Al Bradbury	#103 - 2015 1
Bill Dell	#69 - 1981	2	Tom Vallesi	#106 - 2018 1
Lorne Woods	#71 - 1983	2		
Ken Lazaruk	#87 - 1999	2		

1909 TO 2022 GREY CUP HOST STADIUMS			
Stadium	City	Tot	Last Game
Varsity Stadium	Toronto	30	#45 - 1957
Exhibition Stadium	Toronto	12	#70 - 1982
B.C. Place Stadium	Vancouver	9	#102 - 2014
Empire Stadium	Vancouver	7	#62 - 1974
Lansdowne / Frank Clair / TD Place	Ottawa	7	#105 - 2017
Olympic Stadium	Montréal	6	#96 - 2008
McMahon Stadium	Calgary	5	#107 - 2019
Commonwealth Stadium	Edmonton	4	#106 - 2018
Rogers Centre/SkyDome	Toronto	4	#100 - 2012
Civic Stad / Ivor Wynne / Tim Hortons	Hamilton	4	#108 - 2021
Taylor Field/Mosaic Stadium	Regina	4	#109 - 2022
Winnipeg-Canad Inns Stadium	Winnipeg	3	#94 - 2006
Autostade	Montréal	1	#57 - 1969
Investors Group Field	Winnipeg	1	#103 - 2015
BMO Field	Toronto	1	#104 - 2016
<b>Pre WW II Only:</b>			
HAAA Cricket Grounds	Hamilton	7	#23 - 1935
Rosedale Field	Toronto	1	#1 - 1909
Richardson Field	Kingston	1	#10 - 1922
Molson Stadium (McGill)	Montréal	1	#19 - 1931
Davis Field	Sarnia	1	#21 - 1933

**GREY CUP GAME STATISTICS**

**1952 TO 2022**

WINNING CLUB					Rsh	Passing:					FGAs:				LOSING CLUB					Rsh	Passing:					FGAs:							
YEAR	TM	Net	Rsh	Pass	TO	SA	Att	Att	Cm	%	Int	TD	At	FG	C1	Pen	YEAR	TM	Net	Rsh	Pass	TO	SA	Att	Att	Cm	%	Int	TD	At	FG	C1	Pen
2022	TOR	333	100	246	1	2	18	34	19	55.9	0	0	6	3	2	8	2022	WPG	246	103	183	2	4	23	25	14	56.0	2	0	2	1	2	4
2021	WPG	296	79	240	3	1	20	32	21	65.6	2	2	5	5	1	5	2021	HAM	297	106	209	3	3	21	34	24	70.6	2	2	3	3	2	10
2019	WPG	405	186	222	1	1	28	27	21	77.8	0	1	7	6	2	5	2019	HAM	298	140	215	7	6	21	28	17	60.7	2	1	2	2	0	2
2018	CGY	339	107	253	2	1	22	36	24	66.7	2	2	2	2	3	9	2018	OTT	379	99	288	6	1	17	38	20	52.6	3	1	3	1	1	3
2017	TOR	299	16	297	0	1	11	32	19	59.4	0	1	1	1	0	7	2017	CGY	401	74	373	2	2	14	45	33	73.3	1	2	1	1	1	7
2016	OTT	525	73	461	3	1	21	46	35	76.1	1	3	2	2	3	5	2016	CGY	434	69	391	5	3	13	41	28	68.3	3	2	2	2	3	7
2015	EDM	371	109	269	1	2	23	35	21	60.0	0	2	3	1	1	6	2015	OTT	257	72	220	1	3	12	29	22	75.9	1	2	2	2	1	7
2014	CGY	384	50	334	1	0	17	34	25	73.5	1	0	2	2	2	7	2014	HAM	371	47	342	0	3	16	33	25	75.8	0	1	4	3	1	7
2013	SSK	497	268	245	1	2	35	24	17	70.8	0	3	1	1	6	7	2013	HAM	284	57	272	3	3	8	43	20	46.5	1	0	3	3	2	8
2012	TOR	346	128	232	1	2	21	31	19	61.3	1	3	2	2	4	5	2012	CGY	346	53	302	4	1	18	36	20	55.6	1	1	4	4	0	11
2011	BC	404	91	320	0	1	17	38	21	55.3	0	2	5	4	3	7	2011	WPG	286	41	250	1	1	13	37	19	51.4	1	2	3	3	2	6
2010	MTL	435	116	336	0	3	23	42	29	69.0	0	0	4	2	2	8	2010	SSK	298	90	215	1	1	12	31	18	58.1	1	1	1	1	2	8
2009	MTL	409	110	314	2	3	21	39	26	66.7	0	2	2	2	1	4	2009	SSK	384	191	201	2	1	22	29	17	58.6	2	1	5	4	2	4
2008	CGY	443	117	328	1	1	21	37	28	75.7	1	1	5	5	1	5	2008	MTL	374	40	352	2	2	8	38	29	76.3	2	0	2	2	1	4
2007	SSK	291	159	181	2	4	23	34	13	38.2	1	1	4	3	2	7	2007	WPG	255	52	225	4	2	15	33	15	45.5	3	1	2	2	1	6
2006	BC	289	161	184	1	4	27	29	18	62.1	0	0	6	6	1	5	2006	MTL	318	101	234	3	3	19	41	20	48.8	0	0	2	1	1	9
2005	EDM	426	100	359	2	4	18	45	35	77.8	0	2	3	3	3	12	2005	MTL	406	66	361	2	2	16	43	29	67.4	1	1	3	2	4	11
2004	TOR	416	92	337	0	1	18	38	26	68.4	0	1	3	2	3	7	2004	BC	396	195	201	1	0	26	27	18	66.7	0	1	2	2	1	7
2003	EDM	362	98	301	1	6	25	31	22	71.0	0	2	3	2	4	14	2003	MTL	395	44	375	4	3	9	40	23	57.5	0	3	0	0	3	13
2002	MTL	300	56	260	2	1	13	31	11	35.5	0	2	1	1	3	9	2002	EDM	417	118	324	4	2	27	47	24	51.1	1	2	1	1	1	7
2001	CGY	367	75	308	1	2	18	35	18	51.4	0	2	3	2	3	9	2001	WPG	356	110	286	1	3	17	41	19	46.3	0	2	4	1	2	9
2000	BC	476	260	234	1	2	36	31	18	58.1	0	0	5	2	2	5	2000	MTL	362	131	242	2	2	25	26	13	50.0	2	2	2	2	2	6
1999	HAM	413	80	347	0	0	27	34	22	64.7	0	2	4	3	3	5	1999	CGY	366	56	321	2	2	13	38	24	63.2	1	2	1	0	3	3
1998	CGY	394	152	259	1	0	29	34	22	64.7	0	0	5	4	1	3	1998	HAM	366	78	288	1	0	19	40	20	50.0	1	1	4	3	1	2
1997	TOR	540	208	352	1	1	27	38	30	78.9	1	3	1	4	5	10	1997	SSK	341	62	279	3	0	17	38	22	57.9	2	1	4	1	2	7
1996	TOR	413	153	302	0	3	24	35	22	62.9	0	0	5	5	4	3	1996	EDM	453	48	413	1	1	13	38	25	65.8	1	3	3	0	5	4
1995	BAL	345	148	214	2	1	29	29	17	58.6	0	0	6	5	3	6	1995	CGY	332	78	286	6	1	20	48	23	47.9	1	1	3	2	2	5
1994	BC	368	213	162	3	1	33	23	9	39.1	3	0	6	4	2	6	1994	BAL	330	171	193	3	4	28	24	9	37.5	2	0	5	3	2	5
1993	EDM	346	138	238	3	5	33	27	16	59.3	1	1	7	6	2	7	1993	WPG	315	42	322	7	2	16	40	23	57.5	2	0	3	3	2	11
1992	CGY	513	48	480	1	2	15	49	33	67.3	0	2	5	3	2	11	1992	WPG	211	36	197	3	2	10	37	13	35.1	1	1	2	1	1	7
1991	TOR	174	53	142	3	2	15	29	12	41.4	0	2	4	2	4	4	1991	CGY	405	87	376	7	7	18	58	34	58.6	3	1	3	2	2	1
1990	WPG	438	88	367	2	2	22	37	21	56.8	1	4	2	2	6	7	1990	EDM	386	156	253	8	2	27	37	20	54.1	3	1	1	1	1	11
1989	SSK	482	41	474	2	3	14	44	26	59.1	2	3	5	4	4	3	1989	HAM	359	89	303	2	3	23	37	23	62.2	1	3	4	4	4	4
1988	WPG	255	58	246	0	4	17	32	12	37.5	0	1	5	4	1	12	1988	BC	399	218	196	5	2	37	32	14	43.8	2	1	3	1	2	11
1987	EDM	448	138	359	3	6	19	32	23	71.9	1	2	4	3	4	7	1987	TOR	365	171	213	2	3	25	31	13	41.9	0	1	5	3	3	5
1986	HAM	358	80	309	5	2	23	35	16	45.7	3	2	6	6	3	6	1986	EDM	241	76	286	11	13	19	38	18	47.4	2	1	0	0	1	9
1985	BC	497	121	394	1	2	28	28	14	50.0	0	3	6	5	3	9	1985	HAM	351	213	184	5	8	24	35	11	31.4	2	2	1	1	3	5
1984	WPG	483	177	311	3	0	32	32	23	71.9	2	2	4	4	5	9	1984	HAM	195	24	209	2	5	9	43	23	53.5	1	1	1	1	2	7
1983	TOR	331	96	270	2	7	13	39	21	53.8	1	2	4	1	1	2	1983	BC	350	46	325	2	2	10	47	28	59.6	1	2	1	1	2	4
1982	EDM	502	204	319	2	1	29	33	21	63.6	1	2	4	4	2	4	1982	TOR	348	53	319	4	7	8	36	17	47.2	1	2	0	0	2	6
1981	EDM	333	88	261	4	3	25	40	23	57.5	3	0	2	1	2	7	1981	OTT	258	86	204	4	5	17	29	16	55.2	3	0	3	3	2	8
1980	EDM	606	205	428	6	4	27	39	23	59.0	1	4	2	2	6	4	1980	HAM	201	112	151	6	6	16	29	9	31.0	4	0	4	3	0	9
1979	EDM	280	94	205	2	0	22	21	11	52.4	1	2	1	1	2	5	1979	MTL	318	213	151	2	7	30	24	13	54.2	1	0	3	3	0	15
1978	EDM	195	93	119	3	2	31	26	16	61.5	1	0	5	4	1	7	1978	MTL	196	78	147	4	4	25	26	13	50.0	0	0	2	2	1	6
1977	MTL	424	99	340	4	1	25	41	22	53.7	1	3	7	6	3	19	1977	EDM	102	69	92	10	5	20	29	8	27.6	4	0	2	2	0	8
1976	OTT	338	173	174	4	1	29	25	11	44.0	3	1	4	3	2	14	1976	SSK	300	61	263	2	2	20	36	22	61.1	0	2	3	2	2	5
1975	EDM	193	70	165	2	4	22	29	15	51.7	1	0	4	3	0	3	1975	MTL	299	138	183	4	4	28	21	15	71.4	1	0	4	2	0	11
1974	MTL	234	115	151	3	1	29	28	12	42.9	0	0	6	4	1	8	1974	EDM	150	44	126	5	2	20	25	11	44.0	2	1	0	0	1	7
1973	OTT	269	119	161	4	2	25	23	11	47.8	2	1	3	2	2	10	1973	EDM	296	92	208	3	1	22	42	20	47.6	0	1	1	1	2	4
1972	HAM	379	101	291	2	2	30	29	18	62.1	2	1	2	2	1	6	1972	SSK	329	111	243	3	0	30	29</								

**GREY CUP GAME STATISTICS**

**1952 TO 2022**

WINNING CLUB											LOSING CLUB																						
YEAR	TM	Net	Rsh	Pass:	FGAs:	YEAR	TM	Net	Rsh	Pass:	FGAs:	Att	Att	Cm	%	Int	TD	At	FG	C1	Pen	Att	Att	Cm	%	Int	TD	At	FG	C1	Pen		
1964	BC	283	161	153	2	2	25	22	10	45.5	1	1	0	0	4	6	1964	HAM	431	211	224	4	2	35	34	18	52.9	1	2	0	0	2	3
1963	HAM	438	182	261	2	2	32	20	13	65.0	1	2	1	0	3	7	1963	BC	339	117	250	4	2	25	34	18	52.9	1	1	1	1	1	3
1962	WPG	325	96	272	2	5	21	30	18	60.0	1	2	0	0	4	5	1962	HAM	497	248	249	3	0	32	30	12	40.0	0	1	2	0	2	9
1961	WPG	476	284	222	3	5	57	22	12	54.5	1	0	2	2	2	5	1961	HAM	352	85	330	1	6	29	34	19	55.9	0	2	0	0	2	4
1960	OTT	356	276	102	4	2	48	15	6	40.0	1	1	1	1	1	5	1960	EDM	241	66	197	5	5	21	26	12	46.2	2	1	0	0	0	3
1959	WPG	234	150	123	3	4	42	12	5	41.7	0	1	1	1	2	4	1959	HAM	180	113	97	4	3	35	21	9	42.9	0	0	2	2	0	2
1958	WPG	444	252	195	3	0	41	19	11	57.9	0	1	2	2	4	6	1958	HAM	369	175	233	4	3	29	25	16	64.0	2	2	1	0	4	12
1957	HAM	213	160	67	2	2	32	15	5	33.3	0	0	1	0	2	8	1957	WPG	347	199	183	10	4	47	28	15	53.6	2	1	0	0	1	4
1956	EDM	557	457	105	3	1	82	17	7	41.2	2	1	2	1	4	6	1956	MTL	466	186	329	10	7	34	38	16	42.1	4	1	0	0	3	7
1955	EDM	566	438	128	4	0	62	16	8	50.0	1	1	2	1	5	6	1955	MTL	549	69	508	6	4	20	41	30	73.2	2	2	1	0	3	3
1954	EDM	425	265	160	5	0	51	23	10	43.5	2	1	2	1	3	4	1954	MTL	651	291	387	9	3	45	31	21	67.7	2	3	2	0	4	1
1953	HAM	317	152	183	2	2	29	23	11	47.8	1	1	1	0	2	1	1953	WPG	427	99	354	4	1	20	48	31	64.6	2	0	1	0	1	3
1952	TOR	381	149	232	2	0	33	19	8	42.1	0	1	1	1	3	0	1952	EDM	391	133	271	5	1	22	36	17	47.2	2	0	1	0	1	2

\* Historical Note: Like all other Grey Cup Record Book entries, the team stats provided here for all games prior to 2010 were fully reviewed and corrected in 2011.

**GREY CUP OFFENSIVE POSSESSION DATA: 1996 TO 2022**

WINNING YEAR	TM	Possession Results:								2nd Dn Conv:			Avg St Off		LOSING YEAR	TM	Possession Results:								2nd Dn Conv:			Avg St Off			
		Drv	TD	FG	Ms	TO	Pnt	Oth	2&O	%	Att	Md	Fld	Pos			BP	Drv	TD	FG	Ms	TO	Pnt	Oth	2&O	%	Att	Md	Fld	Pos	BP
2022	TOR	16	2	3	3	1	6	1	6	45.8	24	11	40	yl	2	2022	WPG	14	2	1	1	2	8	0	6	38.1	21	8	37	yl	1
2021	WPG	16	2	5	0	2	5	2	6	36.4	22	8	45	yl	1	2021	HAM	18	2	3	0	3	10	0	10	22.7	22	5	44	yl	2
2019	WPG	14	2	6	1	1	3	1	3	52.2	23	12	47	yl	5	2019	HAM	14	1	2	0	7	3	1	3	38.9	18	7	35	yl	2
2018	CGY	16	2	2	0	2	9	1	6	50.0	26	13	32	yl	2	2018	CGY	16	1	2	1	5	6	1	5	40.9	22	9	38	yl	1
2017	TOR	14	2	1	0	0	10	1	6	36.8	19	7	27	yl	2	2017	TOR	15	3	1	0	2	8	1	6	54.2	24	13	37	yl	3
2016	OTT	15	5	2	0	3	4	1	4	78.6	28	22	38	yl	2	2016	OTT	14	4	2	0	4	4	0	3	50.0	22	11	39	yl	3
2015	EDM	12	3	1	2	0	5	1	7	58.3	24	14	34	yl	1	2015	EDM	13	2	2	0	1	7	1	3	41.2	17	7	35	yl	0
2014	CGY	12	2	2	0	1	7	0	4	42.1	19	8	31	yl	1	2014	CGY	13	1	3	1	0	6	2	4	50.0	20	10	35	yl	2
2013	SSK	17	6	1	0	1	7	2	6	52.2	23	12	46	yl	6	2013	SSK	17	2	3	0	3	9	0	8	39.1	23	9	37	yl	1
2012	TOR	15	3	2	0	1	7	2	5	52.4	21	11	39	yl	4	2012	TOR	16	1	4	0	4	6	1	7	30.4	23	7	34	yl	3
2011	BC	16	3	4	1	0	8	0	7	39.1	23	9	45	yl	3	2011	BC	16	2	3	0	1	9	1	8	20.0	20	4	41	yl	1
2010	MTL	15	2	2	2	0	7	2	2	50.0	28	14	38	yl	2	2010	MTL	14	2	1	0	1	10	0	5	29.4	17	5	33	yl	5
2009	MTL	15	3	2	0	2	8	0	7	50.0	24	12	35	yl	1	2009	MTL	15	2	4	1	2	6	0	6	45.0	20	9	40	yl	1
2008	CGY	12	1	5	0	1	5	0	3	45.5	22	10	32	yl	2	2008	CGY	13	1	2	0	2	6	2	3	52.6	19	10	34	yl	1
2007	SSK	18	1	3	1	2	7	4	10	37.0	27	10	35	yl	2	2007	SSK	18	1	2	0	4	11	0	8	29.4	17	5	34	yl	2
2006	BC	16	1	6	0	1	5	3	7	37.5	24	9	37	yl	1	2006	BC	16	1	1	1	3	10	0	9	21.7	23	5	34	yl	0
2005	EDM	15	3	3	0	2	7	0	3	53.8	26	14	37	yl	1	2005	EDM	17	4	2	1	2	7	1	6	44.0	25	11	48	yl	3
2004	TOR	13	3	2	1	0	6	1	4	64.0	25	16	42	yl	2	2004	TOR	12	2	2	0	0	7	1	3	50.0	20	10	31	yl	1
2003	EDM	18	4	2	1	1	10	0	8	46.4	28	13	40	yl	2	2003	EDM	17	3	0	0	2	10	2	6	45.0	20	9	39	yl	3
2002	MTL	19	2	1	0	2	13	1	13	19.0	21	4	32	yl	3	2002	MTL	20	2	1	0	4	13	0	8	41.9	31	13	41	yl	4
2001	CGY	16	2	2	1	1	9	1	7	43.5	23	10	28	yl	2	2001	CGY	17	2	1	3	1	9	1	7	29.2	24	7	43	yl	1
2000	BC	14	3	2	3	1	3	2	2	62.1	29	18	37	yl	3	2000	BC	13	3	2	0	2	6	0	3	40.0	20	8	36	yl	3
1999	HAM	17	3	3	1	0	8	2	6	29.2	24	7	37	yl	6	1999	HAM	16	3	0	1	2	10	0	9	21.1	19	4	35	yl	2
1998	CGY	11	2	4	1	1	3	0	2	58.3	24	14	37	yl	1	1998	CGY	12	2	3	1	1	5	0	3	39.1	23	9	39	yl	3
1997	TOR	9	4	1	0	1	2	1	7	62.5	24	15	40	yl	4	1997	TOR	15	3	4	0	3	5	0	4	65.2	23	15	39	yl	1
1996	TOR	12	2	5	0	0	3	2	2	62.5	24	15	33	yl	1	1996	TOR	12	4	0	3	1	4	0	3	55.0	20	11	37	yl	3

**Legend:**

- Drv** Total possessions
- TD** Offensive TD drives
- Ms** Missed FG attempts
- Oth** Safety touches and half-ending kneels
- 2&O** Two and Outs (drives with zero 1st downs)
- %** % of 2nd Down Conversions made
- Att** 2nd Down Conversion chances
- Md** 2nd Down Conversions made
- Fld Pos** Average drive starting yard line
- Off BP** Offensive 'big plays' 20+ Rush gains, 30+ Pass gains

## MOST OUTSTANDING PLAYER AWARDS · YEAR-BY-YEAR OVERALL WINNERS TO 2022

YEAR	PLAYER	POS	TM	CANADIAN	POS	TM	DEFENSIVE	TM	OFF. LINEMAN	TM	ROOKIE	Pos	TM
2022	Zach Collaros	QB	WPG	Nathan Rourke	QB	BC	Lorenzo Mauldin IV	OTT	Stanley Bryant	WPG	Dalton Schoen	WR	WPG
2021	Zach Collaros	QB	WPG	Bo Lokombo	LB	BC	Adam Bighill	WPG	Stanley Bryant	WPG	Jordan Williams	LB	BC
2019	Brandon Banks	WR	HAM	Henoc Muamba	LB	MTL	Willie Jefferson	WPG	Chris Van Zeyl	HAM	Nate Holley	LB	CGY
2018	Bo Levi Mitchell	QB	CGY	Brad Sinopoli	WR	OTT	Adam Bighill	WPG	Stanley Bryant	WPG	Lewis Ward	K	OTT
2017	Mike Reilly	QB	EDM	Andrew Harris	RB	WPG	Alex Singleton	CGY	Stanley Bryant	WPG	James Wilder Jr.	RB	TOR
2016	Bo Levi Mitchell	QB	CGY	Jerome Messam	RB	CGY	Solomon Elimimian	BC	Derek Dennis	CGY	DaVaris Daniels	WR	CGY
2015	Henry Burris	QB	OTT	Brad Sinopoli	WR	OTT	Adam Bighill	BC	SirVincent Rogers	OTT	Derel Walker	WR	EDM
2014	Solomon Elimimian	LB	BC	Jon Cornish	RB	CGY	Solomon Elimimian	BC	Brett Jones	CGY	Dexter McCoil	LB	EDM
2013	Jon Cornish	RB	CGY	Jon Cornish	RB	CGY	Chip Cox	MTL	Brendon LaBatte	SSK	Brett Jones	OL	CGY
2012	Chad Owens	WR	TOR	Jon Cornish	RB	CGY	J.C. Sherritt	EDM	Jovan Olafioye	BC	Chris Matthews	WR	WPG
2011	Travis Lulay	QB	BC	Jerome Messam	RB	EDM	Jovon Johnson	WPG	Josh Bourke	MTL	Chris Williams	WR	HAM
2010	Henry Burris	QB	CGY	Andy Fantuz	WR	SSK	Markeith Knowlton	HAM	Ben Archibald	CGY	Solomon Elimimian	LB	BC
2009	Anthony Calvillo	QB	MTL	Rick Foley	DE	BC	John Chick	SSK	Scott Flory	MTL	Martell Mallett	RB	BC
2008	Anthony Calvillo	QB	MTL	Kamau Peterson	WR	EDM	Cameron Wake	BC	Scott Flory	MTL	Weston Dressler	WR	SSK
2007	Kerry Joseph	QB	SSK	Jason Clermont	WR	BC	Cameron Wake	BC	Rob Murphy	BC	Cameron Wake	DE	BC
2006	Geroy Simon	WR	BC	Brent Johnson	DE	BC	Brent Johnson	BC	Rob Murphy	BC	Aaron Hunt	DT	BC
2005	Damon Allen	QB	TOR	Brent Johnson	DE	BC	John Grace	CGY	Gene Makowsky	SSK	Gavin Walls	DE	WPG
2004	Casey Printers	QB	BC	Jason Clermont	WR	BC	Anwar Stewart	MTL	Gene Makowsky	SSK	Nik Lewis	WR	CGY
2003	Anthony Calvillo	QB	MTL	Ben Cahoon	WR	MTL	Joe Fleming	CGY	Andrew Greene	SSK	Frank Cutolo	WR	BC
2002	Milt Stegall	WR	WPG	Ben Cahoon	WR	MTL	Elfrid Payton	EDM	Bryan Chiu	MTL	Jason Clermont	WR	BC
2001	Khari Jones	QB	WPG	Doug Brown	DT	WPG	Joe Montford	HAM	Dave Mudge	WPG	Barrin Simpson	LB	BC
2000	Dave Dickenson	QB	CGY	Sean Millington	RB	BC	Joe Montford	HAM	Pierre Vercheval	MTL	Albert Johnson III	KR	WPG
1999	Danny McManus	QB	HAM	Michael O'Shea	LB	TOR	Calvin Tiggle	HAM	Uzooma Okeke	MTL	Paul Lacoste	LB	BC
1998	Mike Pringle	RB	MTL	Mike Morreale	WR	HAM	Joe Montford	HAM	Fred Childress	CGY	Steve Muhammad	DB	BC
1997	Doug Flutie	QB	TOR	Sean Millington	RB	BC	Willie Pless	EDM	Mike Kiselak	TOR	Derrell Mitchell	WR	TOR
1996	Doug Flutie	QB	TOR	Leroy Blugh	LB	EDM	Willie Pless	EDM	Mike Kiselak	TOR	Kelvin Anderson	RB	CGY
1995	Mike Pringle	RB	BAL	Dave Sapunjis	WR	CGY	Willie Pless	EDM	Mike Withycombe	BAL	Shalon Baker	WR	EDM
1994	Doug Flutie	QB	CGY	Gerald Wilcox	WR	WPG	Willie Pless	EDM	Shar Pourdanesh	BAL	Matt Goodwin	LB	BAL
1993	Doug Flutie	QB	CGY	Dave Sapunjis	WR	CGY	Jerald Bayliss	SSK	Chris Walby	WPG	Michael O'Shea	LB	HAM
1992	Doug Flutie	QB	CGY	Ray Elgaard	TE	SSK	Willie Pless	EDM	Rob Smith	OTT	Michael Richardson	RB	WPG
1991	Doug Flutie	QB	BC	Blake Marshall	RB	EDM	Greg Battle	WPG	Jim Mills	BC	Jon Volpe	RB	BC
1990	Michael Clemons	RB	TOR	Ray Elgaard	TE	SSK	Greg Battle	WPG	Jim Mills	BC	Reggie Barnes	RB	OTT
1989	Tracy Ham	QB	EDM	Rocky DiPietro	TE	HAM	Danny Bass	EDM	Rod Connop	EDM	Stephen Jordan	DB	HAM
1988	David Williams	WR	BC	Ray Elgaard	TE	SSK	Grover Covington	HAM	Roger Aldag	SSK	Orville Lee	RB	OTT
1987	Tom Clements	QB	WPG	Scott Flagel	DB	WPG	Gregg Stumon	BC	Chris Walby	WPG	Gill Fenerty	RB	TOR
1986	James Murphy	WR	WPG	Joe Poplawski	WR	WPG	James Parker	BC	Roger Aldag	SSK	Harold Hallman	DT	CGY
1985	Mervyn Fernandez	WR	BC	Paul Bennett	DB	HAM	Tyrone Jones	WPG	Nick Bastaja	WPG	Michael Gray	DE	BC
1984	Willard Reaves	RB	WPG	Nick Arakgi	TE	MTL	James Parker	BC	John Bonk	WPG	Dwayne Wilson	RB	MTL
1983	Warren Moon	QB	EDM	Paul Bennett	DB	WPG	Greg Marshall	OTT	Rudy Phillips	OTT	Johnny Shepherd	RB	HAM
1982	Condredge Holloway	QB	TOR	Rocky DiPietro	TE	HAM	James Parker	EDM	Rudy Phillips	OTT	Chris Isaac	QB	OTT
1981	Dieter Brock	QB	WPG	Joe Poplawski	WR	WPG	Dan Kepley	EDM	Larry Butler	WPG	Vince Goldsmith	DE	SSK
1980	Dieter Brock	QB	WPG	Gerry Dattillio	QB	MTL	Dan Kepley	EDM	Mike Wilson	EDM	William Miller	RB	WPG
1979	David Green	RB	MTL	Dave Fennell	DT	EDM	Ben Zambiasi	HAM	Mike Wilson	EDM	Brian Kelly	WR	EDM
1978	Tony Gabriel	TE	OTT	Tony Gabriel	TE	OTT	Dave Fennell	EDM	Jim Coode	OTT	Joe Poplawski	WR	WPG
1977	Jimmy Edwards	RB	HAM	Tony Gabriel	TE	OTT	Dan Kepley	EDM	Al Wilson	BC	Leon Bright	HB	BC
1976	Ron Lancaster	QB	SSK	Tony Gabriel	TE	OTT	Bill Baker	BC	Dan Yochum	MTL	John Sciarra	DB	BC
1975	Willie Burden	RB	CGY	Jim Foley	RB	OTT	Jim Corrigan	TOR	Charlie Turner	EDM	Tom Clements	QB	OTT
1974	Tom Wilkinson	QB	EDM	Tony Gabriel	TE	HAM	John Helton	CGY	Ed George	MTL	Sam Cvijanovich	LB	TOR
1973	George McGowan	WR	EDM	Gerry Organ	K	OTT	Ray Nettles	BC			Johnny Rodgers	HB	MTL
1972	Garney Henley	HB	HAM	Jim Young	WR	BC	John Helton	CGY			Chuck Ealey	QB	HAM
1971	Don Jonas	QB	WPG	Terry Evanshen	WR	MTL	Wayne Harris	CGY					
1970	Ron Lancaster	QB	SSK	Jim Young	WR	BC	Wayne Harris	CGY					
1969	Russ Jackson	QB	OTT	Russ Jackson	QB	OTT	John Lagrone	EDM					
1968	Bill Symons	RB	TOR	Ken Nielsen	WR	WPG	Ken Lehmann	OTT					
1967	Peter Liske	QB	CGY	Terry Evanshen	WR	CGY	Ed McQuarters	SSK					
1966	Russ Jackson	QB	OTT	Russ Jackson	QB	OTT	Wayne Harris	CGY					
1965	George Reed	FB	SSK	Zeno Karcz	LB	HAM	Wayne Harris	CGY					
1964	Lovell Coleman	FB	CGY	Tommy Grant	E	HAM	Tom Brown	BC					
1963	Russ Jackson	QB	OTT	Russ Jackson	QB	OTT	Tom Brown	BC					
1962	George Dixon	QB	MTL	Harvey Wylie	DB	CGY	John Barrow	HAM					
1961	Bernie Faloney	HB	HAM	Tony Pajaczkowski	G	CGY	Frank Rigney	WPG					
1960	Jackie Parker	QB	EDM	Ron Stewart	HB	OTT	Herb Gray	WPG					
1959	Johnny Bright	FB-LB	EDM	Russ Jackson	QB	OTT	Roger Nelson	EDM					
1958	Jackie Parker	QB-DB	EDM	Ron Howell	HB	HAM	Don Luzzi	CGY					
1957	Jackie Parker	QB-DB	EDM	Gerry James	FB	WPG	Kaye Vaughan	OTT					
1956	Hal Patterson	E-DB	MTL	Norm Kwong	FB	EDM	Kaye Vaughan	OTT					
1955	Pat Abbruzzi	HB	MTL	Norm Kwong	FB	EDM	Tex Coulter	MTL					
1954	Sam Etcheverry	QB	MTL	Gerry James	FB	WPG							
1953	Billy Vessels	HB	EDM										

**Note:**

In 1974, the CFL's Most Outstanding Lineman Award was split into two categories: M/O Defensive Player and M/O Offensive Lineman. League-wide M/O Rookie first awarded in 1973.

**ALL-TIME LEADERS - CFL AWARDS**

JACKSON, Russ	7	ELGAARD, Ray	3
FLUTIE, Doug	6	JOHNSON, Brent	3
GABRIEL, Tony	5	KEPLEY, Dan	3
PLESS, Willie	5	MONTFORD, Joe	3
CORNISH, Jon	4	PARKER, Jackie	3
ELIMIMIAN, Solomon	4	PARKER, James	3
HARRIS, Wayne	4	POPLAWSKI, Joe	3
BRYANT, Stanley	4	WAKE, Cameron	3
CALVILLO, Anthony	3	BIGHILL, Adam	3
CLERMONT, Jason	3		

YEAR	SPECIAL TEAMS (John Agro Award)						
2022	Mario Alford	KR	SSK	2013	Rene Paredes	K	CGY
2021	DeVonte Dedmon	KR	OTT	2012	Chris Williams	KR	HAM
2019	Frankie Williams	KR	HAM	2011	Paul McCallum	K-P	BC
2018	Lewis Ward	K	OTT	2010	Chad Owens	KR	TOR
2017	Roy Finch	KR	CGY	2009	Larry Taylor	KR	MTL
2016	Justin Medlock	K-P	WPG	2008	Dominique Dorsey	KR	TOR
2015	Brandon Banks	KR	HAM	2007	Ian Smart	KR	BC
2014	Swayze Waters	K	TOR	2006	Sandro DeAngelis	K	CGY

## DIVISIONAL PLAYER AWARDS · CFL AWARD FINALISTS

### MOST OUTSTANDING PLAYER

Year	EAST	WEST
2022	Eugene Lewis MTL	Zach Collaros WPG
2021	William Stanback MTL	Zach Collaros WPG
2019	Brandon Banks HAM	Cody Fajardo SSK
2018	Jeremiah Masoli HAM	Bo Levi Mitchell CGY
2017	Ricky Ray TOR	Mike Reilly EDM
2016	Ernest Jackson OTT	Bo Levi Mitchell CGY
2015	Henry Burris OTT	Bo Levi Mitchell CGY
2014	Ricky Ray TOR	Solomon Elimimian BC
2013	Ricky Ray TOR	Jon Cornish CGY
2012	Chad Owens TOR	Jon Cornish CGY
2011	Anthony Calvillo MTL	Travis Lulay BC
2010	Anthony Calvillo MTL	Henry Burris CGY
2009	Anthony Calvillo MTL	Jeffrey Reynolds CGY
2008	Anthony Calvillo MTL	Henry Burris CGY
2007	Kevin Glenn WPG	Kerry Joseph SSK
2006	Charles Roberts WPG	Geroy Simon BC
2005	Damon Allen TOR	Corey Holmes SSK
2004	Anthony Calvillo MTL	Casey Printers BC
2003	Anthony Calvillo MTL	Dave Dickenson CGY
2002	Anthony Calvillo MTL	Milt Stegall WPG
2001	Khari Jones WPG	Kelvin Anderson CGY
2000	Mike Pringle MTL	Dave Dickenson CGY
1999	Danny McManus HAM	Allen Pitts CGY
1998	Mike Pringle MTL	Kelvin Anderson CGY
1997	Doug Flutie TOR	Jeff Garcia CGY
1996	Doug Flutie TOR	Robert Mimbs SSK
1995	Mike Pringle BAL	Dave Sapunjis CGY
1994	Mike Pringle BAL	Doug Flutie CGY
1993	Matt Dunigan WPG	Doug Flutie CGY
1992	Angelo Snipes OTT	Doug Flutie CGY
1991	Robert Mimbs WPG	Doug Flutie BC
1990	Michael Clemons TOR	Craig Ellis EDM
1989	Tony Champion HAM	Tracy Ham EDM
1988	Earl Winfield HAM	David Williams BC
1987	Tom Clements WPG	Brian Kelly EDM
1986	James Hood MTL	James Murphy WPG
1985	Ken Hobart HAM	Merv Fernandez BC
1984	Rufus Crawford HAM	Willard Reaves WPG
1983	Terry Greer TOR	Warren Moon EDM
1982	Condr Holloway TOR	Tom Scott EDM
1981	Tom Clements HAM	Dieter Brock WPG
1980	Gerry Dattillio MTL	Dieter Brock WPG
1979	David Green MTL	Waddell Smith EDM
1978	Tony Gabriel OTT	Tom Wilkinson EDM
1977	Jimmy Edwards HAM	Jerry Tagge BC
1976	Jimmy Edwards HAM	Ron Lancaster SSK
1975	Johnny Rodgers MTL	Willie Burden CGY
	<b>East Nominees</b>	<b>West Nominees</b>
1974	Johnny Rodgers MTL	Tom Wilkinson EDM
1973	John Harvey MTL	George McGowan EDM
1972	Garney Henley HAM	Mack Herron WPG
1971	Leon McQuay TOR	Don Jonas WPG
1970	T-J Coffey HAM	Ron Lancaster SSK
1969	Russ Jackson OTT	George Reed SSK
1968	Bill Symons TOR	George Reed SSK
1967	T-J Coffey HAM	Peter Liske CGY
1966	Russ Jackson OTT	Ron Lancaster SSK
1965	Garney Henley HAM	George Reed SSK
1964	Dick Shatto TOR	Lovell Coleman CGY
1963	Russ Jackson OTT	Joe Kapp BC
1962	George Dixon MTL	Tommy-Joe Coffey EDM
1961	Bernie Faloney HAM	Jackie Parker EDM
1960	Cookie Gilchrist TOR	Jackie Parker EDM
1959	Bernie Faloney HAM	Johnny Bright EDM
1958	Dick Shatto MTL	Jackie Parker EDM
1957	Hal Patterson MTL	Jackie Parker EDM
1956	Hal Patterson MTL	Jackie Parker EDM
1955	Pat Abbruzzi MTL	Ken Carpenter SSK
1954	Sam Etcheverry MTL	Jackie Parker EDM
1953	Bob Cunningham OTT	Billy Vessels EDM
1952	Vince Mazza HAM	Jack Jacobs WPG
1951	Bruce Cummings OTT	Glenn Dobbs SSK
1950	Don Loney OTT	Lindy Berry EDM
1949	Royal Copeland TOR	Keith Spaith CGY
1948	Eric Chipper OTT	Keith Spaith CGY
1947	Virgil Wagner MTL	Bob Sandberg WPG
1946	Joe Krol TOR	Bill Wusyk CGY

### MOST OUTSTANDING ROOKIE

Year	EAST	WEST
2022	Tyson Philpot MTL	Dalton Schoen WPG
2021	Peter Nicastro TOR	Jordan Williams BC
2019	Jake Wieneke MTL	Nate Holley CGY
2018	Lewis Ward OTT	J. Williams-Lambert SSK
2017	James Wilder Jr. TOR	Marken Michel CGY
2016	Jason Lauzon-S OTT	DaVaris Daniels CGY
2015	Vidal Hazelton TOR	Derel Walker EDM
2014	Tristan Okpalauogo TOR	Dexter McCoil EDM
2013	C.J. Gable HAM	Brett Jones CGY
2012	Chris Matthews WPG	Jabar Westerman BC
2011	Chris Williams HAM	J.C. Sherritt EDM
2010	Marcus Thigpen HAM	Solomon Elimimian BC
2009	Jonathan Hefney WPG	Martell Mallett BC
2008	Prechae Rodriguez HAM	Weston Dressler SSK
2007	Nick Setta HAM	Cameron Wake BC
2006	Etienne Boulay MTL	Aaron Hunt BC
2005	Matthieu Proulx MTL	Gavin Wals WPG
2004	Almondo Curry MTL	Nik Lewis CGY
2003	Julian Radlein HAM	Frank Cutolo BC
2002	Keith Stokes MTL	Jason Clermont BC
2001	Charles Roberts WPG	Barrin Simpson BC
2000	Albert Johnson III WPG	George White SSK
1999	Corey Grant HAM	Paul Lacoste BC
1998	Barron Miles MTL	Steve Muhammad BC
1997	Derrell Mitchell TOR	B.J. Gallis BC
1996	Joseph Rogers OTT	Kelvin Anderson CGY
1995	Chris Wright BAL	Shalon Baker EDM
1994	Matt Goodwin BAL	Carlos Huerta LV
1993	Michael O'Shea HAM	Brian Wiggins CGY
1992	Mike Richardson WPG	Bruce Covernton CGY
1991	Raghib Ismail TOR	Jon Volpe BC
1990	Reggie Barnes OTT	Lucius Floyd SSK
1989	Stephen Jordan HAM	Darrell Wallace BC
1988	Orville Lee OTT	Jeff Fairholm SSK
1987	Gill Fenerty TOR	Stanley Blair EDM
1986	Willie Pless TOR	Harold Hallman CGY
1985	Nick Benjamin OTT	Michael Gray BC
1984	Dwayne Wilson MTL	Stewart Hill EDM
1983	Johnny Shepherd HAM	Willard Reaves WPG
1982	Chris Isaac OTT	Merv Fernandez BC
1981	Cedric Minter TOR	Vince Goldsmith SSK
1980	Dave Newman TOR	William Miller WPG
1979	Martin Cox OTT	Brian Kelly EDM
1978	Ben Zambiasi HAM	Joe Poplawski WPG
1977	Mike Murphy OTT	Leon Bright BC
1976	Nel Lumsden TOR	John Sciarra BC
1975	Tom Clements OTT	Larry Cameron BC
	<b>Conference Nominees (No trophy)</b>	
1974	Sam Cvijanovich TOR	Tom Scott WPG
1973	Johnny Rodgers MTL	Lorne Richardson SSK
1972	Chuck Ealey HAM	Tom Campana SSK
	<b>M/O Player vs Division Awards:</b>	
In the following years, finalists for the M/O Player differed from the recipient of the Jeff Russel (East) and Jeff Nicklin (West) Trophies.		
<b>Year</b>	<b>M/O Nominee</b>	<b>Jeff Russel Trophy</b>
1971	Leon McQuay	Mel Profit
1970	Tommy-Joe Coffey	Bill Symons
1968	Bill Symons	Larry Fairholm
1967	Tommy-Joe Coffey	Ron Stewart
1966	Russ Jackson	Gene Gaines
1965	Garney Henley	Bernie Faloney
1963	Bernie Faloney	Garney Henley
1961	Bernie Faloney	Bobby Jack Oliver
1960	Cookie Gilchrist	Ron Stewart
1959	Bernie Faloney	Russ Jackson
1958	Dick Shatto	Sam Etcheverry
1957	Hal Patterson	Dick Shatto
1955	Pat Abbruzzi	Avatus Stone
<b>Year</b>	<b>M/O Nominee</b>	<b>Jeff Nicklin Trophy</b>
1969	George Reed	Ron Lancaster
1968	George Reed	Ron Lancaster
1964	Lovell Coleman	Tom Brown
1962	Tommy-Joe Coffey	Eagle Day
1959	Johnny Bright	Jackie Parker
1953	Billy Vessels	John Henry Johnson

### MOST OUTSTANDING CANADIAN

Year	EAST	WEST
2022	Kurleigh Gittens Jr. TOR	Nathan Rourke BC
2021	David Ménard MTL	Bo Lokombo BC
2019	Henoc Muamba MTL	Cameron Judge SSK
2018	Brad Sinopoli OTT	Andrew Harris WPG
2017	Brad Sinopoli OTT	Andrew Harris WPG
2016	Andy Fantuz HAM	Jerome Messam CGY
2015	Brad Sinopoli OTT	Jamaal Westerman WPG
2014	Ted Laurent HAM	Jon Cornish CGY
2013	Henoc Muamba WPG	Jon Cornish CGY
2012	Shea Emry MTL	Jon Cornish CGY
2011	Sean Whyte MTL	Jerome Messam SSK
2010	Dave Stala HAM	Andy Fantuz SSK
2009	Ben Cahoon MTL	Rick Foley BC
2008	Ben Cahoon MTL	Kamau Peterson EDM
2007	Doug Brown WPG	Jason Clermont BC
2006	Doug Brown WPG	Brent Johnson BC
2005	Kevin Eiben TOR	Brent Johnson BC
2004	Kevin Eiben TOR	Jason Clermont BC
2003	Ben Cahoon MTL	Chris Szarka SSK
2002	Ben Cahoon MTL	Sean Millington BC
2001	Doug Brown WPG	Cameron Legault BC
2000	Davis Sanchez MTL	Sean Millington BC
1999	Michael O'Shea TOR	Jamie Taras BC
1998	Mike Morreale HAM	Vince Danielsen CGY
1997	Jock Climie MTL	Sean Millington BC
1996	Michael Soles MTL	Leroy Blugh EDM
1995	Dave Sapunjis CAL	Larry Wruck EDM
1994	Gerald Wilcox WPG	Larry Wruck EDM
1993	Gerald Wilcox WPG	Dave Sapunjis CGY
1992	Ken Evraire HAM	Ray Elgaard SSK
1991	Lance Chomyc TOR	Blake Marshall EDM
1990	Paul Osbaldiston HAM	Ray Elgaard SSK
1989	Rocky DiPietro HAM	Jeff Fairholm SSK
1988	Orville Lee OTT	Ray Elgaard SSK
1987	Scott Flagel WPG	Nelson Martin BC
1986	Rocky DiPietro HAM	Joe Poplawski WPG
1985	Paul Bennett HAM	Joe Poplawski WPG
1984	Nick Arakgi MTL	Joe Poplawski WPG
1983	Denny Ferdinand MTL	Paul Bennett WPG
1982	Rocky DiPietro HAM	Rick House WPG
1981	Tony Gabriel WPG	Joe Poplawski WPG
1980	Gerry Dattillio MTL	Dave Fennell EDM
1979	Leif Pettersen HAM	Dave Fennell EDM
1978	Tony Gabriel OTT	Joe Poplawski WPG
1977	Tony Gabriel OTT	Gordon Paterson WPG
1976	Tony Gabriel OTT	Bill Baker BC
1975	Jim Foley OTT	Tom Forzani CGY
	<b>East Nominees</b>	<b>West Nominees</b>
1974	Tony Gabriel HAM	Rudy Linterman CGY
1973	Gerry Organ OTT	Dave Cutler EDM
1972	Gerry Organ OTT	Jim Young BC
1971	Terry Evanshen MTL	Dick Dupuis EDM
1970	Al Phaneuf MTL	Jim Young BC
1969	Russ Jackson OTT	Jim Young BC
1968	Whit Tucker OTT	Ken Nielsen WPG
1967	Russ Jackson OTT	Terry Evanshen CGY
1966	Russ Jackson OTT	Terry Evanshen CGY
1965	Zeno Karcz HAM	Larry Robinson CGY
1964	Tommy Grant HAM	Larry Robinson CGY
1963	Russ Jackson OTT	Dale West SSK
1962	Russ Jackson OTT	Harvey Wylie CGY
1961	Bob Kuntz TOR	Tony Pajaczkowski CGY
1960	Ron Stewart OTT	Tony Pajaczkowski CGY
1959	Russ Jackson OTT	Don Getty EDM
1958	Ron Howell HAM	Gord Rowland WPG
1957	Bob Kuntz TOR	Gerry James WPG
1956	Bob Simpson OTT	Norm Kwong EDM
1955	Bob Simpson, Joey Pal	Norm Kwong EDM
		Gerry James WPG



## DIVISIONAL PLAYER AWARDS · CFL AWARD FINALISTS

### MOST OUTSTANDING DEFENSIVE PLAYER

Year	EAST	WEST
2022	Lorenzo Mauldin IV	OTT Shawn Lemon
2021	Simoni Lawrence	HAM Adam Bighill
2019	Simoni Lawrence	HAM Willie Jefferson
2018	Larry Dean	HAM Adam Bighill
2017	Kyries Hebert	MTL Alex Singleton
2016	Bear Woods	MTL Solomon Elimimian
2015	Simoni Lawrence	HAM Adam Bighill
2014	Bear Woods	MTL Solomon Elimimian
2013	Chip Cox	MTL Charleston Hughes
2012	Shea Emry	MTL J.C. Sherritt
2011	Jovan Johnson	WPG Jerrell Freeman
2010	Markeith Knowlton	HAM Juwan Simpson
2009	Anwar Stewart	MTL John Chick
2008	Doug Brown	WPG Cameron Wake
2007	Jonathan Brown	TOR Cameron Wake
2006	Barrin Simpson	WPG Brent Johnson
2005	Michael Fletcher	TOR John Grace
2004	Anwar Stewart	MTL John Grace
2003	Kevin Johnson	MTL Joe Fleming
2002	Barron Miles	MTL Elfrid Payton
2001	Joe Montford	HAM Barrin Simpson
2000	Joe Montford	HAM Terry Ray
1999	Calvin Tiggler	HAM Daved Benefield
1998	Joe Montford	HAM Alondra Johnson
1997	Shonte Peoples	WPG Willie Pless
1996	Tracy Graveley	MTL Willie Pless
1995	Tim Cofield	MEM Willie Pless
1994	Tim Cofield	HAM Willie Pless
1993	Elfrid Payton	WPG Jearld Bayliss
1992	Angelo Snipes	OTT Willie Pless
1991	Greg Battle	WPG Will Johnson
1990	Greg Battle	WPG Stewart Hill
1989	Greg Battle	WPG Danny Bass
1988	Grover Covington	HAM Danny Bass
1987	James West	WPG Gregg Stumon
1986	Brett Williams	MTL James Parker
1985	Paul Bennett	HAM Tyrone Jones
1984	Hary Skipper	MTL James Parker
1983	Greg Marshall	OTT Danny Bass
1982	Zac Henderson	TOR James Parker
1981	Ben Zambiasi	HAM Dan Kepley
1980	Tom Cousineau	MTL Dan Kepley
1979	Ben Zambiasi	HAM John Helton
1978	Randy Rhino	MTL Dave Fennell
1977	Glen Weir	MTL Dan Kepley
1976	Granville Liggins	TOR Bill Baker
1975	Jim Corrigan	TOR Bill Baker
1974	Wayne Smith	OTT John Helton

### MOST OUTSTANDING OFF. LINEMAN

Year	EAST	WEST
2022	Brandon Revenberg	HAM Stanley Bryant
2021	Brandon Revenberg	HAM Stanley Bryant
2019	Chris Van Zeyl	HAM Stanley Bryant
2018	Brandon Revenberg	HAM Stanley Bryant
2017	Sean McEwen	TOR Stanley Bryant
2016	Jon Gott	OTT Derek Dennis
2015	SirVincent Rogers	OTT Jovan Olafioye
2014	Jeff Perrett	MTL Brett Jones
2013	Jeff Keeping	TOR Brendon LaBatte
2012	Josh Bourke	MTL Jovan Olafioye
2011	Josh Bourke	MTL Jovan Olafioye
2010	Marwan Hage	HAM Ben Archibald
2009	Scott Flory	MTL Ben Archibald
2008	Scott Flory	MTL Gene Makowsky
2007	Dan Goodspeed	WPG Rob Murphy
2006	Scott Flory	MTL Rob Murphy
2005	Scott Flory	MTL Gene Makowsky
2004	Uzooama Okeke	MTL Gene Makowsky
2003	Scott Flory	MTL Andrew Greene
2002	Bryan Chiu	MTL Bruce Beaton
2001	Dave Mudge	WPG Jay McNeil
2000	Pierre Vercheval	MTL Andrew Greene
1999	Uzooama Okeke	MTL Jamie Taras
1998	Uzooama Okeke	MTL Fred Childress
1997	Mike Kiselak	TOR Fred Childress
1996	Mike Kiselak	TOR Rocco Romano
1995	Mike Withycombe	BAL Jamie Taras
1994	Shar Pourdanesh	BAL Rocco Romano
1993	Chris Walby	WPG Bruce Covernton
1992	Rob Smith	OTT Vic Stevenson
1991	Chris Walby	WPG Jim Mills
1990	Chris Walby	WPG Jim Mills
1989	Miles Gorrell	HAM Rod Connop
1988	Ian Beckstead	TOR Roger Aldag
1987	Chris Walby	WPG Bob Poley
1986	Miles Gorrell	HAM Roger Aldag
1985	Dan Ferrone	TOR Nick Bastaja
1984	Dan Ferrone	TOR John Bonk
1983	Rudy Phillips	OTT John Bonk
1982	Rudy Phillips	OTT Lloyd Fairbanks
1981	Val Belcher	OTT Larry Butler
1980	Val Belcher	OTT Mike Wilson
1979	Ray Watrin	MTL Mike Wilson
1978	Jim Coode	OTT Al Wilson
1977	Mike Wilson	TOR Al Wilson
1976	Dan Yochum	MTL Al Wilson
1975	Dave Braggins	MTL Charlie Turner
1974	Ed George	MTL Curtis Wester

### MOST OUTSTANDING SPEC. TMS PLAYER

Year	EAST	WEST
2022	Chandler Worthy	MTL Mario Alford
2021	DeVonte Dedmon	OTT Rene Paredes
2019	Frankie Williams	HAM Mike Miller
2018	Lewis Ward	OTT Ty Long
2017	Diontae Spencer	OTT Roy Finch
2016	Brandon Banks	HAM Justin Medlock
2015	Brandon Banks	HAM Rene Paredes
2014	Swayze Waters	TOR Lirim Hajrullahu
2013	Marc Beswick	HAM Rene Paredes
2012	Chris Williams	HAM Tim Brown
2011	Chad Owens	TOR Paul McCallum
2010	Chad Owens	TOR Yonus Davis
2009	Larry Taylor	MTL Jason Arakgi
2008	Dominique Dorsey	TOR Sandro DeAngelis
2007	Dominique Dorsey	TOR Ian Smart
2006	Noel Prefontaine	TOR Sandro DeAngelis
2005	Noel Prefontaine	TOR Corey Holmes
2004	Jason Armstead	OTT Keith Stokes
2003	Bashir Levingston	TOR Winston October
2002	Keith Stokes	MTL Corey Holmes
2001	Charles Roberts	WPG None
2000	Albert Johnson III	WPG None
1999	None	James Cunningham

### Most Outstanding Lineman Finalists to 1973

Year	EAST	Tm	WEST	Tm
1973	Ed George	MTL	Ray Nettles	BC
1972	Jim Stillwagon	TOR	John Helton	CGY
1971	Mark Kosmos	MTL	Wayne Harris	CGY
1970	Angelo Mosca	HAM	Wayne Harris	CGY
1969	Billy Joe Booth	OTT	John LaGrone	EDM
1968	Ken Lehmann	OTT	Ted Urness	SSK
1967	John Barrow	HAM	Ed McQuarters	SSK
1966	Ken Lehmann	OTT	Wayne Harris	CGY
1965	John Barrow	HAM	Wayne Harris	CGY
1964	John Barrow	HAM	Tom Brown	BC
1963	Angelo Mosca	HAM	Tom Brown	BC
1962	John Barrow	HAM	Wayne Harris	CGY
1961	John Barrow	HAM	Frank Rigney	WPG
1960	Kaye Vaughan	OTT	Herb Gray	WPG
1959	John Barrow	HAM	Roger Nelson	EDM
1958	Jackie Simpson	MTL	Don Luzzi	CGY
1957	Kaye Vaughan	OTT	Art Walker	EDM
1956	Kaye Vaughan	OTT	Buddy Alliston	WPG
1955	Tex Coulter	MTL	---	---
1954				
1953				
1952				
1951				
1950				
1949				
1948				
1947				

### Divisional Rookie Awards to 1973

Year	Player	Tm	Player	Tm
---	---	---	Lorne Richardson	SSK
1973	Bob Richardson	HAM	Walt McKee	WPG
1972	Jim Foley	MTL	Bob Kraemer	WPG
1971	Jim Corrigan	TOR	John Senst	WPG
1970	Al Phaneuf	MTL	Dave Easley	BC
1969	Dave Knechtel	TOR	Dave Cranmer	CGY
1968	Wayne Giardino	OTT	Ted Gerela	BC
1967	Mike Wadsworth	TOR	Garry Lefebvre	EDM
1966	Terry Evanshen	MTL	Ron Forwick	EDM
1965	Al Irwin	MTL	Billy Cooper	WPG
1964	Rick Black	OTT	Peter Kempf	BC
1963	Whit Tucker	OTT	Ted Frechette	EDM
1962	Gino Berretta	MTL	Larry Robinson	CGY
1961	Bill Mitchell	TOR	Neal Beaumont	BC
1960	Joe Poirier	OTT	Henry Janzen	WPG
1959	Ron Brewer	TOR	Walt Radzick	CGY
1958	Gary Williams	TOR	Mike Lashuk	EDM
1957	Tommy Grant	HAM	Norm Rauhaus	WPG
1956	Ed Mularchyk	OTT	Harry Lunn	SSK
1955	Ron Howell	HAM	Lynn Bottoms	CGY
1954	Bob Dawson	HAM	Gord Sturtridge	SSK
1953	Johnny Fedosoff	TOR	Lorne Benson	WPG
1952	Bruno Bitkowski	OTT	Jim Chambers	EDM
1951	Bob McDonald	HAM	Gordon Brown	CGY
1950	Jim Loreno	HAM	John Stroppa	WPG
1949	Keith English	MTL	---	---
1948	Nels Greene	OTT	---	---
1947				

### All-Time Leaders - CFL Divisional Awards

All Years	No	Active Players	No
JACKSON, Russ	10	BRYANT, Stanley	4
CALVILLO, Anthony	7	MITCHELL, Bo Levi	3
PARKER, Jackie	7	BIGHILL, Adam	3
BARROW, John	6	LAWRENCE, Simoni	3
FLUTIE, Doug	6	PEREDES, Rene	3
GABRIEL, Tony	6	HARRIS, Andrew	2
PLESS, Willie	6	BANKS, Brandon	2
POPLAWSKI, Joe	6	WARD, Lewis	2
CORNISH, Jon	5	REVENBERG, Brandon	2
FLORY, Scott	5		
HARRIS, Wayne	5		
LANCASTER, Ron	5		
BROWN, Doug	4		
CAHOON, Ben	4		
ELIMIMIAN, Solomon	4		
EVANSHEN, Terry	4		
PRINGLE, Mike	4		
WALBY, Chris	4		
BRYANT, Stanley	4		

## OTHER CFL & DIVISIONAL AWARDS

### CFL COACH OF THE YEAR ANNIS STUKUS AWARD

Year	Coach	Team	Fin	W	L	T	GC
2022	Mike O'Shea	WPG	1	15	3	0	L
2021	Mike O'Shea	WPG	1	11	3	0	W
2019	Orlando Steinauer	HAM	1	15	3	0	L
2018	Chris Jones	SSK	2	12	6	0	---
2017	Marc Trestman	TOR	1	9	9	0	W
2016	Dave Dickenson	CGY	1	15	2	1	L
2015	Rick Campbell	OTT	1	12	6	0	L
2014	John Hufnagel	CGY	1	15	3	0	W
2013	Corey Chamblin	SSK	2	11	7	0	W
2012	Scott Milanovich	TOR	2	9	9	0	W
2011	Wally Buono	BC	1	11	7	0	W
2010	Jim Barker	TOR	3	9	9	0	---
2009	Marc Trestman	MTL	1	15	3	0	W
2008	John Hufnagel	CGY	1	13	5	0	W
2007	Kent Austin	SSK	2	12	6	0	W
2006	Wally Buono	BC	1	13	5	0	W
2005	Tom Higgins	CGY	3	11	7	0	W
2004	Greg Marshall	HAM	3	9	8	1	---
2003	Tom Higgins	EDM	1	13	5	0	W
2002	Don Matthews	MTL	1	13	5	0	W
2001	Dave Ritchie	WPG	1	14	4	0	L
2000	Charlie Taaffe	MTL	1	12	6	0	L
1999	Charlie Taaffe	MTL	1	12	6	0	---
1998	Ron Lancaster	HAM	1	12	5	1	L
1997	Don Matthews	TOR	1	15	3	0	W
1996	Ron Lancaster	EDM	2	11	7	0	L
1995	Don Matthews	BAL	1	15	3	0	W
1994	Don Matthews	BAL	2	12	6	0	L
1993	Wally Buono	CGY	1	15	3	0	---
1992	Wally Buono	CGY	1	13	5	0	W
1991	Adam Rita	TOR	1	13	5	0	W
1990	Mike Riley	WPG	1	12	6	0	W
1989	John Gregory	SSK	3	9	9	0	W
1988	Mike Riley	WPG	2	9	9	0	W
1987	Bob O'Billovich	TOR	2	11	6	1	L
1986	Al Bruno	HAM	2	9	8	1	W
1985	Don Matthews	BC	1	13	3	0	W
1984	Cal Murphy	WPG	2	11	4	1	W
1983	Cal Murphy	WPG	2	9	7	0	---
1982	Bob O'Billovich	TOR	1	9	6	1	L
1981	Joe Faragalli	SSK	4	9	7	0	---
1980	Ray Jauch	WPG	2	10	6	0	---
1979	Hugh Campbell	EDM	1	12	2	2	W
1978	Jack Gotta	CGY	2	9	4	3	---
1977	Vic Rapp	BC	2	10	6	0	---
1976	Bob Shaw	HAM	2	8	8	0	---
1975	George Brancato	OTT	1	10	5	1	---
1974	Marv Levy	MTL	1	9	5	2	W
1973	Jack Gotta	OTT	1	9	5	0	W
1972	Jack Gotta	OTT	2	11	3	0	---
1971	Leo Cahill	TOR	1	10	4	0	L
1970	Ray Jauch	EDM	2	9	7	0	---
1969	Frank Clair	OTT	1	11	3	0	W
1968	Eagle Keys	SSK	1	12	3	1	---
1967	Jerry Williams	CGY	1	12	4	0	---
1966	Frank Clair	OTT	1	11	3	0	L
1965	Bud Grant	WPG	2	11	5	0	L
1964	Ralph Sazio	HAM	1	10	3	1	L
1963	Dave Skrien	BC	1	12	4	0	L
1962	Steve Owen	SSK	3	8	7	1	---
1961	Jim Trimble	HAM	1	10	4	0	L

### CFL TOM PATE MEMORIAL AWARD

Player	Team
Emmanuel Arceneaux	EDM
Michael Daly	HAM
Rob Maver	CGY
Ryan King	EDM
Adarius Bowman	EDM
Marco Iannuzzi	BC
Henry Burris	OTT
Randy Chevrier	CGY
Kyries Hebert	MTL
Brian Bratton	MTL
Kevin Glenn	HAM
Wes Lysack	CGY
Marwan Hage	HAM
Jeremy O'Day	SSK
Milt Stegall	WPG
Mark Washington	BC
Danny McManus	HAM
Barron Miles	MTL
Steve Hardin	BC
Greg Frers	CGY
Rick Walters	EDM
Mike Morreale	HAM
Jamie Taras	BC
Glen Scrivener	WPG
Mark McLoughlin	CGY
Michael Clemons	TOR
Mark McLoughlin	CGY
O.J. Brigrance	BAL
Michael Clemons	TOR
Danny Barrett	BC
Stu Laird	CGY
Richie Hall	SSK
Matt Dunigan	BC
Hector Pothier	EDM
Nick Arakji	MTL
Tyrone Crews	BC
Jerry Friesen	SSK
Bruce Walker	OTT
Henry Wasczuk	HAM
David Boone	EDM
Ken McEachern	SSK
Jim Coode	OTT
Peter Mueller	TOR
John Helton	CGY
Ron Lancaster	SSK
George Reed	SSK

### WEST DIVISION AWARDS

#### Dave Dryburgh Leading Scorer

#### Eddie James Leading Rusher

Year	Player	Tm	Pts	Player	Tm	Yards
2022	Rene Paredes	CGY	211	Ka'Deem Carey	CGY	1,088
2021	Rene Paredes	CGY	155	Will Stanback	MTL	1,176
2019	Sean Whyte	EDM	175	Andrew Harris	WPG	1,380
2018	Brett Lauther	SSK	198	Andrew Harris	WPG	1,390
2017	Justin Medlock	WPG	226	Andrew Harris	WPG	1,035
2016	Justin Medlock	WPG	227	Jerome Messam	CGY	1,198
2015	Rene Paredes	CGY	156	Andrew Harris	BC	1,039
2014	Lirim Hajrullahu	WPG	159	Jon Cornish	CGY	1,082
2013	Rene Paredes	CGY	213	Jon Cornish	CGY	1,813
2012	Paul McCallum	BC	187	Jon Cornish	CGY	1,457
2011	Paul McCallum	BC	203	Jerome Messam	EDM	1,057
2010	Rob Maver	CGY	185	Joffrey Reynolds	CGY	1,200
2009	Sandro DeAngelis	CGY	176	Joffrey Reynolds	CGY	1,504
2008	Sandro DeAngelis	CGY	217	Joffrey Reynolds	CGY	1,310
2007	Paul McCallum	BC	166	Joe Smith	BC	1,510
2006	Sandro DeAngelis	CGY	214	Joffrey Reynolds	CGY	1,541
2005	Sandro DeAngelis	CGY	179	Charles Roberts	WPG	1,624
2004	Sean Fleming	EDM	180	Charles Roberts	WPG	1,522
2003	Troy Westwood	WPG	198	Charles Roberts	WPG	1,554
2002	Troy Westwood	WPG	204	John Avery	EDM	1,448
2001	Sean Fleming	EDM	183	Kelvin Anderson	CGY	1,383
2000	Mark McLoughlin	CGY	199	Kelvin Anderson	CGY	1,048
1999	Mark McLoughlin	CGY	192	Robert Drummond	BC	1,309
1998	Lui Passaglia	BC	197	Kelvin Anderson	CGY	1,325
1997	Sean Fleming	EDM	187	Kelvin Anderson	CGY	1,088
1996	Mark McLoughlin	CGY	220	Robert Mimbs	SSK	1,403
1995	Mark McLoughlin	CGY	220	Cory Philpot	BC	1,308
1994	Sean Fleming	EDM	206	Cory Philpot	BC	1,451
1993	Mark McLoughlin	CGY	215	Damon Allen	EDM	920
1992	Mark McLoughlin	CGY	208	Jon Volpe	BC	941
1991	David Ridgway	SSK	216	Jon Volpe	BC	1,395
1990	David Ridgway	SSK	233	Tracy Ham	EDM	1,096
1989	Jerry Kauric	EDM	224	Reggie Taylor	EDM	1,503
1988	David Ridgway	SSK	215	Anthony Cherry	BC	889
1987	Lui Passaglia	BC	214	Gary Allen	CGY	857
1986	Tom Dixon	EDM	190	Gary Allen	CGY	1,153
1985	Trevor Kennerd	WPG	198	Willard Reaves	WPG	1,323
1984	Lui Passaglia	BC	167	Willard Reaves	WPG	1,733
1983	Lui Passaglia	BC	191	Willard Reaves	WPG	898
1982	Dave Cutler	EDM	170	William Miller	WPG	1,076
1981	Trevor Kennerd	WPG	185	James Sykes	CGY	1,107
1980	Dave Cutler	EDM	158	James Sykes	CGY	1,263
1979	Bernie Ruoff	WPG	151	Jim Germany	EDM	1,324
1978	Dave Cutler	EDM	167	Mike Strickland	SSK	1,306
1977	Dave Cutler	EDM	195	Jim Washington	WPG	1,262
1976	Bernie Ruoff	WPG	152	Jim Washington	WPG	1,277
1975	Dave Cutler	EDM	169	Willie Burden	CGY	1,896
1974	Dave Cutler	EDM	144	George Reed	SSK	1,447
1973	Dave Cutler	EDM	133	Roy Bell	EDM	1,455
1972	Dave Cutler	EDM	126	Mack Herron	WPG	1,527
1971	Don Jonas	EDM	121	Jim Evenson	BC	1,237
1970	Jack Abendschan	SSK	116	Hugh McKinnis	CGY	1,135
1969	Jack Abendschan	SSK	116	George Reed	SSK	1,353
1968	Ted Gerela	BC	115	George Reed	SSK	1,222
1967	Terry Evanshen	CGY	102	George Reed	SSK	1,471
1966	Hugh Campbell	SSK	102	George Reed	SSK	1,409
1965	Larry Robinson	CGY	95	George Reed	SSK	1,788
1964	Larry Robinson	CGY	106	Lovell Coleman	CGY	1,629
1963	George Fleming	WPG	135	Lovell Coleman	CGY	1,343
1962	Tommy-Joe Coffey	EDM	129	Nub Beamer	BC	1,161
1961	Jackie Parker	EDM	104	Earl Lunsford	CGY	1,794
1960	Gerry James	WPG	114	Earl Lunsford	CGY	1,343
1959	Jackie Parker	EDM	109	Johnny Bright	EDM	1,340
1958	Jack Hill	SSK	145	Johnny Bright	EDM	1,722
1957	Gerry James	WPG	131	Johnny Bright	EDM	1,679
1956	Buddy Leake	WPG	103	Norm Kwong	EDM	1,437
1955	Ken Carpenter	SSK	90	Norm Kwong	EDM	1,250
1954	Joe Aguirre	SSK	85	Howard Waugh	CGY	1,043
1953	Bud Korchak	WPG	66	Billy Vessels	EDM	926
1952	Bob Shaw	CGY	110	Johnny Bright	CGY	815
1951	Bob Shaw	CGY	61	Norm Kwong	EDM	933
1950	Joe Aguirre	WPG	57	Tom Casey	WPG	637
1949	Vern Graham	CGY	58			
1948	Paul Rowe	CGY	35			

### CFL DIVISIONAL AWARDS

#### Jeff Russel Memorial Trophy - 1928 to 1994

Donated in 1928 to commemorate a Montreal player who lost his life working in a storm in 1926. The trophy went to the player deemed to have the best qualities of courage and fair play and came to represent the Eastern MOP. It was retired in 1994 at the request of the family and replaced by the Terry Evanshen Trophy.

#### Jeff Nicklin Memorial Trophy - 1946 to 2010

Donated in 1946 by the 1st Canadian Paratroop Battalion in memory of Lt.-Col. Jeff Nicklin who died in action in WW II on March 24, 1945. He had been an outstanding player with Winnipeg from 1936 to 1940. The trophy has gone to the Most Outstanding Player in the West continuously since 1946.

**MOST OUTSTANDING PLAYER**

Year	BC	Calgary	Edmonton	Saskatchewan	Winnipeg	Hamilton	Toronto	Montreal	Ottawa
2022	Nathan Rourke	Ka'Deem Carey	Kenny Lawler	Darnell Sankey	Zach Collaros**	Tim White	M. Bethel-Thompson	Eugene Lewis *	Lorenzo Mauldin IV
2021	Lucky Whitehead	Ka'Deem Carey	James Wilder Jr.	Cody Fajardo	Zach Collaros**	Simoni Lawrence	M. Bethel-Thompson	Will Stanback *	DeVonte Dedmon
2019	Bryan Burnham	Reggie Begelton	Trevor Harris	Cody Fajardo *	Willie Jefferson	Brandon Banks **	Derel Walker	Vernon Adams Jr.	Avery Williams
2018	Ty Long	Bo Levi Mitchell **	Mike Reilly	Willie Jefferson	Adam Bighill	Jeremiah Masoli *	S.J. Green	Henoc Muamba	Trevor Harris
2017	Solomon Elimimian	Alex Singleton	Mike Reilly **	Duron Carter	Matt Nichols	Larry Dean	Ricky Ray *	Kyries Hebert	Greg Ellingson
2016	Jonathon Jennings	Bo Levi Mitchell **	Mike Reilly	Namaan Roosevelt	Matt Nichols	Andy Fantuz	Brandon Whitaker	Bear Woods	Ernest Jackson *
2015	Adam Bighill	Bo Levi Mitchell *	Mike Reilly	Jeff Knox Jr.	Jamaal Westerman	Zach Collaros	Trevor Harris	Stefan Logan	Henry Burris **
2014	Solomon Elimimian**	Jon Cornish	Adarius Bowman	John Chick	Drew Willy	Zach Collaros	Ricky Ray *	Duron Carter	Jasper Simmons
2013	Adam Bighill	Jon Cornish **	Fred Stamps	Kory Sheets	Henoc Muamba	Henry Burris	Ricky Ray *	Chip Cox	---
2012	Travis Lulay	Jon Cornish *	J.C. Sherritt	Weston Dressler	Chad Simpson	Chris Williams	Chad Owens **	Anthony Calvillo	---
2011	Travis Lulay **	Nik Lewis	Ricky Ray	Weston Dressler	Jovon Johnson	Justin Hickman	Chad Owens	Anthony Calvillo *	---
2010	Paul McCallum	Henry Burris **	Fred Stamps	Darian Durant	Terrence Edwards	Kevin Glenn	Cory Boyd	Anthony Calvillo *	---
2009	Geroy Simon	Jeffrey Reynolds *	Fred Stamps	Darian Durant	Jon Johnson	Arland Bruce III	Jamal Robertson	Anthony Calvillo **	---
2008	Cameron Wake	Henry Burris *	Ricky Ray	Wes Cates	Doug Brown	Chris Thompson	Dominique Dorsey	Anthony Calvillo **	---
2007	Joe Smith	Henry Burris	Ricky Ray	Kerry Joseph **	Kevin Glenn *	Zeke Moreno	Jonathan Brown	Ben Cahoon	---
2006	Geroy Simon **	Joffrey Reynolds	Ricky Ray	Kenton Keith	Charles Roberts *	Tay Cody	Arland Bruce III	Ben Cahoon	---
2005	Antonio Warren	Henry Burris	Ricky Ray	Corey Holmes *	Charles Roberts	D.J. Flick	Damon Allen **	Anthony Calvillo	Korey Banks
2004	Casey Printers**	John Grace	Jason Maas	Kenton Keith	Charles Roberts	Troy Davis	Henry Eiben	Anthony Calvillo *	Josh Ranek
2003	Dave Dickenson *	Joe Fleming	Ricky Ray	Travis Moore	Charles Roberts	Tim Cheatwood	Bashir Levingston	Anthony Calvillo **	Kerry Joseph
2002	Carl Kidd	Kelvin Anderson	John Avery	Corey Holmes	Milt Stegall **	Troy Davis	Derrell Mitchell	Anthony Calvillo *	John Grace
2001	Barrin Simpson	Kelvin Anderson *	Jason Maas	Darren Davis	Khari Jones **	Danny McManus	Michael Jenkins	Anthony Calvillo	---
2000	Damon Allen	Dave Dickenson **	Terry Ray	Henry Burris	Milt Stegall	Joe Montford	Derrell Mitchell	Mike Pringle *	---
1999	Damon Allen	Allen Pitts *	Troy Mills	Mike Saunders	Maurice Kelly	Danny McManus **	Michael O'Shea	Mike Pringle	---
1998	Steve Muhammad	Kelvin Anderson *	Malvin Hunter	Reggie Slack	Eric Blount	Danny McManus	Derrell Mitchell	Mike Pringle **	---
1997	Damon Allen	Jeff Garcia *	Danny McManus	Bobby Jurasin	Milt Stegall	Orlando Steinauer	Doug Flutie **	Mike Pringle	---
1996	Mike Trevathan	Allen Pitts	Willie Pless	Robert Mimbs *	K.D. Williams	Mac Cody	Doug Flutie **	Tracy Ham	Kenny Wilhite
1995	Cory Philpot	Dave Sapunjis *	Willie Pless	Don Narcisse	Greg Clark	Earl Winfield	Michael Clemons	---	Odessa Turner
1994	Darren Flutie	Doug Flutie **	Willie Pless	Mike Saunders	Gerald Wilcox	Earl Winfield	Paul Masotti	---	John Kropke
1993	Danny Barrett	Doug Flutie **	Willie Pless	Jearld Baylis	Matt Dunigan *	Earl Winfield	Manny Hazard	---	Stephen Jones
1992	Jon Volpe	Doug Flutie **	Henry Williams	Kent Austin	Larry Thompson	John Motton	Rodney Harding	---	Angelo Snipes *
1991	Doug Flutie **	Allen Pitts	Blake Marshall	Kent Austin	Robert Mimbs *	Paul Osbaldiston	Raghib Ismail	---	Reggie Barnes
1990	Willie Pless	Derrick Crawford	Craig Ellis *	Kent Austin	Robert Mimbs *	Earl Winfield	Michael Clemons **	---	Reggie Barnes
1989	Matt Dunigan	Doug Landry	Tracy Ham **	Tim McCray	Greg Battle	Tony Champion *	Gill Fenerty	---	Gerald Alphin
1988	David Williams **	Emanuel Tolbert	Danny Bass	Ray Elgaard	James Murphy	Earl Winfield *	Gilbert Renfroe	---	Gerald Alphin
1987	Jim Sandusky	Larry Willis	Brian Kelly *	David Ridgway	Tom Clements **	Steve Stapler	Darrell Smith	---	Marc Lewis
1986	James Parker	Rick Johnson	Stewart Hill	Bobby Johnson	Bobby Johnson **	Less Browne	Lance Chomyc	James Hood *	Loyd Lewis
1985	Mervyn Fernandez **	Larry Hogue	Matt Dunigan	Eddie Lowe	Jeff Boyd	Ken Hobart *	Carl Brazley	Mike McTague	Loyd Lewis
1984	Mervyn Fernandez	Lewis Walker	Matt Dunigan	Craig Ellis	Willard Reaves **	Rufus Crawford *	Joe Barnes	Nick Arakgi	Ricky Barden
1983	Roy Dewalt	Danny Bass	Warren Moon **	Vince Goldsmith	Willard Reaves	Johnny Shepard	Terry Greer *	Delbert Fowler	Skip Walker
1982	Roy Dewalt	Danny Bass	Tom Scott *	Joey Walters	Dieter Brock	Tom Clements	C.Holloway **	Nick Arakgi	Skip Walker
1981	Larry Key	James Sykes	Warren Moon	Joey Walters	Dieter Brock **	Tom Clements *	Paul Pearson	James Scott	Tony Gabriel
1980	John Henry White	James Sykes	Warren Moon	Ken McEachern	Dieter Brock **	Jerry Anderson	Bob Gaddis	Gerry Dattilio *	Richard Crump
1979	John Henry White	Ed McAleny	Waddell Smith *	Ken McEachern	John Helton	Tom Clements	Terry Metcalfe	David Green **	Mike Nelms
1978	Larry Key	James Sykes	Tom Wilkinson *	Mike Strickland	Dieter Brock	Ray Nettles	Jim Corrigan	Randy Rhino	Tony Gabriel **
1977	Jerry Tagge *	Willie Burden	Larry Highbaugh	Ron Lancaster	Jim Washington	Jimmy Edwards **	Ray Nettles	Glen Weir	Tony Gabriel
1976	Bill Baker	Tom Forzani	George McGowan	Ron Lancaster **	Jim Washington	Jimmy Edwards *	Granville Liggins	Peter Dalla Riva	Tom Clements
1975	Bill Baker	Willie Burden **	George McGowan	Tom Campana	Steve Beard	Garney Henley	Jim Corrigan	Johnny Rodgers *	Art Green
1974	Lou Harris	John Helton	Tom Wilkinson **	George Reed	Paul Williams	Andy Hopkins	Peter Muller	Johnny Rodgers *	Rheme Nixon
1973	John Musso	Rudy Linterman	George McGowan **	Ron Lancaster	Don Jonas	Andy Hopkins	Joe Theismann	John Harvey *	Gerry Organ
1972	Jim Young	Gerry Shaw	George McGowan	Ron Lancaster	Mack Herron *	Garney Henley **	Eric Allen	Ed George	Dick Adams
1971	Jim Evenson	Wayne Harris	Dick Dupuis	George Reed	Don Jonas **	Garney Henley	Leon McQuay *	Mark Kosmos	Marshall Shirk
1970	Jim Evenson	Wayne Harris	Terry Swarn	Ron Lancaster **	Bill Frank	Tommy Joe Coffey *	Marv Luster	Moses Denson	Hugh Oldham
1969	Jim Young	Jery Keeling	John Lagrone	George Reed *	Phil Minnick	Tommy Joe Coffey	Bill Symons	Sonny Wade	Russ Jackson **
1968	Jim Evenson	Herm Harrison	Jim Thomas	George Reed *	Dave Raimey	Tommy Joe Coffey	Bill Symons **	Dave Lewis	Vic Washington
1967	Jim Young	Peter Liske **	Jim Thomas	George Reed	Ken Nielsen	Tommy Joe Coffey *	Jim Dillard	Phil Brady	Russ Jackson
1966	Larry Eilmes	Don Luzzi	Jim Thomas	Ron Lancaster *	Dave Raimey	Garney Henley	Marv Luster	Don Lisbon	Russ Jackson **
1965	Joe Kapp	Lovell Coleman	Tommy Joe Coffey	George Reed **	Leo Lewis	Garney Henley *	Jackie Parker	Bernie Faloney	Russ Jackson
1964	Tom Brown	Lovell Coleman **	Tommy Joe Coffey	Ed Buchanan	Ken Ploen	Tommy Grant	Dick Shatto *	Ted Elsyb	Ron Stewart
1963	Joe Kapp *	Lovell Coleman	Al Ecuier	Farrell Funston	Farrell Funston	Garney Henley	Dick Shatto	George Dixon	Russ Jackson **
1962	Nub Beamer	Eagle Day	Tommy Joe Coffey *	Ray Purdin	Leo Lewis	Hal Patterson	Dick Shatto	George Dixon **	Ernie White
1961	Willie Fleming	Earl Lunsford	Jackie Parker *	Bob Ptacek	Leo Lewis	Bernie Faloney **	Jim Rountree	Don Clark	Gerry Nesbitt
1960	Willie Fleming	Earl Lunsford	Jackie Parker **	Clair Branch	Leo Lewis	John Barrow	Cookie Gilchrist *	Sam Etcheverry	Ron Stewart
1959	Tom Hinton	Joe Kapp	Johnny Bright **	Don Allard	Jim Van Pelt	Bernie Faloney *	Dick Shatto	Sam Etcheverry	Dave Thelen
1958	Paul Cameron	Don Luzzi	Jackie Parker **	Frank Tripucka	Leo Lewis	Bernie Faloney	Dick Shatto *	Sam Etcheverry	Bill Sowalski
1957	Paul Cameron	Dick Huffman	Jackie Parker **	Frank Tripucka	Ken Ploen	Cookie Gilchrist	Dick Shatto	Hal Patterson *	Kaye Vaughan
1956	Ed Vereb	Earl Lunsford	Jackie Parker *	Ken Carpenter	Bob McNamara	Cookie Gilchrist	Dick Shatto	Hal Patterson **	Bob Simpson
1955				Ken Carpenter *			Dick Shatto *	Pat Abbruzzi **	
1954			Rollie Miles *					Sam Etcheverry **	A.Webster *(Mtl)
1953		John H. Johnson *	Billy Vessels **					Tex Coulter *	Gene Roberts *

Note 1. CFL Award Winners indicated with an "\*\*"; Runners-up indicated by an "\*"

2. 1995 Winner Mike Pringle, Bal.

3. 1953-1955 finalists chosen at large.

**MOST OUTSTANDING CANADIAN**

Year	BC	Calgary	Edmonton	Saskatchewan	Winnipeg	Hamilton	Toronto	Montreal	Ottawa
2022	Nathan Rourke	Cameron Judge	Adam Konar	K. Schaffer-Baker	Nic Demski	Tunde Adeleke	Kurleigh Gittens Jr *	M-Antoine Dequoy	Nate Behar
2021	Bo Lokombo**	Derek Wiggan	Sean Whyte	Micah Teitz	Nic Demski	Tunde Adeleke	Kurleigh Gittens Jr	David Menard*	Lewis Ward
2019	Lemar Durant	Cory Greenwood	Kwaku Boateng	Cameron Judge *	Mike Miller	Brandon Revenberg	Cleyon Laing	Henoc Muamba **	Nolan MacMillan
2018	Bo Lokombo	Alex Singleton	Kwaku Boateng	Brett Lauther	Andrew Harris *	Ted Laurent	Sean McEwen	Henoc Muamba	Brad Sinopoli **
2017	Shaquille Johnson	Alex Singleton **	Matt O'Donnell	Henoc Muamba	Andrew Harris	Ryan Bomben	Sean McEwen	Kristian Matte	Brad Sinopoli *
2016	Shawn Gore	Jerome Messam **	Sean Whyte	Tyler Crapigna	Andrew Harris	Andy Fantuz *	Lirim Hajrullahu	Samuel Giguere	Brad Sinopoli
2015	Andrew Harris	Junior Turner	Sean Whyte	Rob Bagg	Jamaal Westerman *	Ted Laurent	Cleyon Laing	Luc Brodeur-Jordain	Brad Sinopoli **
2014	Rolly Lumbala	Jon Cornish **	Eddie Steele	Ricky Foley	Lirim Hajrullahu	Ted Laurent *	Chris Van Zeyl	Jeff Perrett	Justin Capicciotti
2013	Andrew Harris	Jon Cornish **	Shamawd Chambers	Chris Getzlaf	Henoc Muamba *	Brian Bulcke	Andre Durie	Mike Edem	---
2012	Andrew Harris	Jon Cornish **	Ted Laurent	Dominic Picard	Henoc Muamba	Luca Congi	Andre Durie	Shea Emry *	---
2011	Paul McCallum	Jon Cornish	Jerome Messam **	Chris Getzlaf	Cory Watson	Dave Stala	Ricky Foley	Sean Whyte *	---
2010	Paul McCallum	Jon Cornish	Calvin McCarty	Andy Fantuz **	Doug Brown	Dave Stala *	Kevin Eiben	Ben Cahoon	---
2009	Rick Foley **	Dmitri Tsoumpas	Patrick Kabongo	Rob Bagg	Doug Brown	Marwan Hage	Kevin Eiben	Ben Cahoon *	---
2008	Paris Jackson	Mike Labinjo	Kamau Peterson **	Gene Makowsky	Doug Brown	Ray Mariuz	Andre Talbot	Ben Cahoon *	---
2007	Jason Clermont **	Brett Ralph	Kamau Peterson	Andy Fantuz	Doug Brown *	Jesse Lumsden	Kevin Eiben	Ben Cahoon	---
2006	Brent Johnson **	Sandro DeAngelis	Dan Comiskey	Scott Schultz	Doug Brown *	Rob Hitchcock	Kevin Eiben *	Ben Cahoon	---
2005	Brent Johnson **	Sheldon Napastuk	Kelly Wiltshire	Scott Schultz	Jon Ryan	Augie Barrenechea	Kevin Eiben *	Ben Cahoon	Val St. Germain
2004	Jason Clermont **	Scott Coe	Sean Fleming	Jason French	Doug Brown	Mike Morreale	Kevin Eiben *	Ben Cahoon	Kelly Wiltshire
2003	Ryan Thelwell	Bobby Singh	Steve Charbonneau	Chris Szarka *	Troy Westwood	Julian Radlein	Michael O'Shea	Ben Cahoon **	Kelly Wiltshire
2002	Sean Millington *	Duncan O'Mahony	Sean Fleming	Chris Szarka	Doug Brown	Rob Hitchcock	Noel Prefontaine	Ben Cahoon **	Kelly Wiltshire
2001	Cameron Legault *	Jay McNeil	Sean Fleming	Shawn Gallant	Doug Brown **	Andrew Grigg	Wayne Shaw	Terry Baker	---
2000	Sean Millington **	Greg Frers	Mark Nohra	Dan Farthing	Moe Elewonibi	Michael Philbrick	Roger Dunbrack	Davis Sanchez *	---
1999	Jamie Taras *	Mark McLoughlin	Doug Petersen	Colin Scrivener	Wade Miller	Rob Hitchcock	Michael O'Shea **	Pierre Vercheval	---
1998	Dave Chaytors	Vince Danielsen *	Don Blair	Dan Rashovich	Bob Cameron	Mike Morreale **	Kelly Wiltshire	Doug Petersen	---
1997	Sean Millington **	Vince Danielsen	Derek MacCreedy	Dan Farthing	Craig Hendrickson	Michael Philbrick	Michael O'Shea	Jock Climie *	---
1996	Dave Chaytors	Mark McLoughlin	Leroy Blugh **	Dan Rashovich	Chris Walby	Paul Osbaldiston	Paul Masotti	Michael Soles *	Dave Dinnall
1995	Andrew Stewart	Dave Sapunjis **	Larry Wruck *	Dave Van Belleghem	Gerald Wilcox	Michael O'Shea	Paul Masotti	---	Remi Trudel
1994	Sean Millington	Greg Knox	Larry Wruck *	Ray Elgaard	Gerald Wilcox **	Michael O'Shea	Paul Masotti	---	Jim Mills
1993	Matt Clark	Dave Sapunjis **	Larry Wruck	Ray Elgaard	Gerald Wilcox *	Michael O'Shea	Don Moen	---	Jock Climie
1992	Glen Scrivener	Dave Sapunjis	Larry Wruck	Ray Elgaard **	Troy Westwood	Ken Evraire *	Don Moen	---	Patrick Wayne
1991	Matt Clark	Matt Finlay	Blake Marshall **	Ray Elgaard	Ray Elgaard	Paul Osbaldiston	Lance Chomyc *	---	Scott Flagel
1990	Jay Christensen	Kent Warnock	Blake Marshall	Ray Elgaard **	Rick House	Paul Osbaldiston *	Don Moen	---	Patrick Wayne
1989	Lui Passaglia	Eugene Belliveau	Larry Wruck	Jeff Fairholm *	Chris Walby	Rocky DiPietro **	Don Moen	---	Patrick Wayne
1988	Kevin Konar	Tim Petros	Tom Richards	Ray Elgaard **	Bob Cameron	Rocky DiPietro	Don Moen	---	Orville Lee *
1987	Nelson Martin *	Bernie Morrison	Marco Cynar	Dave Ridgway	Scott Flagel **	Rocky DiPietro	Don Moen	---	Dean Dorsey
1986	Glen Jackson	Bernie Morrison	Chris Skinner	Tony Dennis	Joe Poplawski **	Rocky DiPietro *	Lance Chomyc	Rick Ryan	Ken Clark
1985	Lui Passaglia	Eugene Belliveau	Milson Jones	Roger Aldag	Joe Poplawski *	Paul Bennett **	Bob Bronk	Mike McTague	Jim Reid
1984	Kevin Konar	Lyal Woznesensky	Laurent Deslauriers	Ray Elgaard	Joe Poplawski **	Bernie Ruoff	Paul Pearson	Nick Arakgi **	Ken Clark
1983	Lui Passaglia	Bernie Morrison	Brian Fryer	Roger Aldag	Paul Bennett **	Bernie Ruoff	Paul Pearson	Denny Ferdinand *	Bruck Seale
1982	Glen Jackson	Doug Battershill	Brian Fryer	Dave Ridgway	Rick House *	Rocky DiPietro **	Paul Pearson	Nick Arakgi	Marce Walker
1981	Glen Jackson	J.T. Hay	Dale Potter	Lyal Woznesensky	Joe Poplawski **	Rocky DiPietro	Paul Pearson	Doug Scott	Tony Gabriel *
1980	Al Wilson	Lloyd Fairbanks	Dave Fennell *	Ken McEachern	Joe Poplawski	Rocky DiPietro	Zenon Andrusyshyn	Gerry Dattilio **	Rick Sowitea
1979	Lui Passaglia	Tom Forzani	Dave Fennell **	Ken McEachern	Bernie Ruoff	Leif Pettersen *	Peter Muller	Ray Watrin	Tony Gabriel
1978	Al Charuk	John Palazeti	Dave Fennell	Bob Macoritti	Joe Poplawski *	Neil Lumsden	Jim Corrigan	Gerry Dattilio	Tony Gabriel **
1977	Lui Passaglia	Tom Forzani	Dave Fennell	Steve Molnar	Gord Paterson *	Ken Clark	Paul Bennett	Glen Weir	Tony Gabriel **
1976	Bill Baker *	Tom Forzani	Dave Fennell	Steve Molnar	Jim Heighton	Ken Clark	Neil Lumsden	Peter Dalla Riva	Tony Gabriel **
1975	Bill Baker	Tom Forzani *	John Konihowski	Ted Dushinski	Bob Swift	Terry Evanshen	Jim Corrigan	Peter Dalla Riva	Jim Foley **
1974	Slade Willis	Rudy Linterman *	Garry Lefebvre	Lorne Richardson	Jim Heighton	Tony Gabriel **	Peter Muller	Larry Smith	Jim Foley
1973	Lynn Hendrickson	Rudy Linterman	Dave Cutler *	Bill Baker	Gene Lakusiak	Tony Gabriel	Mike Eben	Gordon Judges	Gerry Organ **
1972	Jim Young **	Gerry Shaw	Bayne Norrie	Bill Baker	Bob Swift	Tony Gabriel	Mike Eben	Gordon Judges	Gerry Organ *
1971	Jim Young	Larry Robinson	Dick Dupuis *	Wayne Shaw	Bob LaRose	Bill Danychuk	Mike Eben	Terry Evanshen **	Wayne Giardino
1970	Jim Young **	Dave Cranmer	Ron Forwick	Alan Ford	Paul Brule	Bill Danychuk	Tony Moro	Al Phaneuf *	Billy Cooper
1969	Jim Young *	Larry Robinson	John Wydareny	Bill Baker	Ken Nielsen	Bill Danychuk	Bobby Taylor	Larry Fairholm	Russ Jackson **
1968	Jim Young	Dave Cranmer	Roy Shatzko	Alan Ford	Ken Nielsen **	Bill Danychuk	Bobby Taylor	Larry Fairholm	Whit Tucker *
1967	Jim Young	Terry Evanshen **	Frank Cosentino	Wayne Shaw	Ken Nielsen	Gene Cepetelli	Bobby Taylor	Larry Fairholm	Russ Jackson *
1966	Mike Cacic	Terry Evanshen *	Ron Brewer	Ted Urness	Ken Nielsen	Bob Kuntz	Bobby Taylor	Ed Learn	Russ Jackson **
1965	Norm Fieldgate	Larry Robinson *	Ron Forwick	Ted Urness	Billy Cooper	Zeno Karcz **	Ron Brewer	Terry Evanshen	Russ Jackson
1964	Pat Claridge	Larry Robinson *	Bill Mitchell	Wayne Shaw	Billy Cooper	Tommy Grant **	Ron Brewer	Ted Elsbj	Ron Stewart
1963	Norm Fieldgate	Harvey Wylie	Oscar Kruger	Dale West *	Henry Janzen	Tommy Grant	John Wydareny	Ted Elsbj	Russ Jackson **
1962	Norm Fieldgate	Harvey Wylie **	Mike Lashuk	Len Legault	Roger Savoie	Pete Neumann	Doug McNichol	Ed Learn	Russ Jackson *
1961	Norm Fieldgate	T.Pajaczkowski **	Mike Lashuk	Bill Clarke	Norm Rauhaus	Pete Neumann	Bob Kuntz *	Ed Learn	Ron Stewart
1960	Norm Fieldgate	Tony Pajaczkowski *	Bill Smith	Ron Atchison	Gerry James	Tommy Grant	Bill Mitchell	Bill Bewley	Ron Stewart **
1959	Don Lord	Tony Pajaczkowski	Don Getty *	Ron Atchison	Steve Patrick	Ron Howell	Bob Kuntz	Doug McNichol	Russ Jackson **
1958	Norm Fieldgate	Harry Langford	Norm Kwong	Ron Atchison	Gord Rowland *	Ron Howell **	Bob Kuntz	Doug McNichol	Bill Sowalski
1957	Ted Hunt	Al Valdez	Don Getty	Harry Lunn	Gerry James **	Pete Neumann	Bob Kuntz *	Ted Elsbj	Bob Simpson
1956	Lorne Reid	Harry Langford	Norm Kwong **	Bill Clarke	Roger Savoie	Ray Truant	Bob Kuntz	Tom Moran	Bob Simpson *
1955			Norm Kwong **		Gerry James *			Joey Pal *	Bob Simpson *

Note 1. CFL Award Winners indicated with an "\*\*\*"; Runners-up indicated by an "\*\*" 2. 1955 finalists chosen at large.

**MOST OUTSTANDING ROOKIE**

**Nominees: 1972 to 2022 (Award instituted in 1972)**

Year	BC	Calgary	Edmonton	Saskatchewan	Winnipeg	Hamilton	Toronto	Montreal	Ottawa
2022	Emmanuel Rugamba	Peyton Logan	Kevin Brown	Frankie Hickson	Dalton Schoen **	Seth Small	Gregor MacKellar	Tyson Philpot *	Devonte Williams
2021	Jordan Williams**	I. Adeyemi-Berglund	Nyles Morgan	K. Schaffer-Baker	DeAndre Alford	Desmond Lawrence	Peter Nicastró*	Ryan Davis	David Côté
2019	Jevon Cottoy	Nate Holley **	Vontae Diggs	Dakoda Shepley	Kenny Lawler	Jaelon Acklin	Kennan Gilchrist	Jake Wieneke *	Jerod Fernandez
2018	Claudell Louis	Tre Roberson	Monshadrik Hunter	J. Williams-Lambert *	Marcus Sayles	Darius Ciraco	Trumaine Washington	Will Stanback	Lewis Ward **
2017	Ty Long	Marken Michel *	Kwaku Boateng	Tobi Antigha	Brandon Alexander	Richard Leonard	James Wilder Jr **	Branden Dozier	Sherrod Baltimore
2016	Antonio Johnson	DaVaris Daniels **	Brandon Zylstra	Justin Cox	Taylor Loffler	Brandon Revenberg	Sean McEwen	Jonathon Mincy	Jason Lauzon-Seguin
2015	Jonathan Jennings	Tory Harrison	Derel Walker **	Jeff Knox Jr.	Khali Bass	Terrence Toliver	Vidal Hazelton *	Boris Bede	Forrest Hightower
2014	Josh Johnson	S.Cunningham	Dexter McCoil **	Mark Legree	Lirim Hajrullahu	Taylor Reed	Tristan Okpalaugo *	Gabriel Knapton	Antoine Pruneau
2013	S.J. Haidara	Brett Jones **	Eric Samuels	Levi Steinhauer	Ian Wild	C.J. Gable *	John Chiles	Mike Edem	---
2012	Jabar Westerman *	Chris Randle	Shamawd Chambers	Xavier Fulton	**	Josh Bartel	Armond Armstead	Patrick Lavoie	---
2011	Tim Brown	Demetrice Morley	J.C. Sherritt *	Craig Butler	Clarence Denmark	Chris Williams **	Chad Kackert	Seth Williams	---
2010	Solomon Elimimian **	Edwin Harrison	Daniel Porter	Shomari Williams	Andre Douglas	Marcus Thigpen *	Evan McCollough	Marc-O Brouillette	---
2009	Martell Mallett **	Malik Jackson	Arkee Whitlock	Jerrell Freeman	Jonathan Hefney *	Marquay McDaniel	Lin-J Shell	Jerald Brown	---
2008	Stefan Logan	Dmitri Tsoumpas	Tristan Jackson	Weston Dressler **	Brendon LaBatte	Prechae Rodriguez *	Kenny Heatly	Larry Taylor	---
2007	Cameron Wake **	Tearrius George	Tyler Ebell	John Chick	Cam Hall	Nick Setta *	Obed Cetoute	Randee Drew	---
2006	Aaron Hunt **	J.R. Ruffin	Adam Braidwood	Luca Congi	Arjei Franklin	Lawrence Gordon	Raymond Fontaine	Etienne Boulay *	---
2005	Ryan Phillips	Sandro DeAngelis	Tony Tompkins	T.J. Stancil	Gavin Walls **	Jesse Lumsden	Jeff Keeping	Matthieu Proulx *	Greg Moss
2004	Mawuko Tugbenyoh	Nik Lewis **	Mathieu Bertrand	Santino Hall	Tom Canada	Wayne Smith	Jonathan Landon	Almondo Curry *	Jason Armstead
2003	Frank Cutolo **	Joey Boese	Robert Grant	Kenton Keith	Joe Morgan	Julian Radlein *	John Feugill	Michael Botterill	Pat Fleming
2002	Jason Clermont **	Robert Johnson	Kelvin Powell	Donald Heaven	Benedict Ibsi	Tony Miles	Chuck Walsh	Keith Stokes *	Josh Ranek
2001	Barrin Simpson **	Antonio Warren	Yves Dossous	Omar Evans	Charles Roberts *	Paul Lambert	Kris Neal	James Whitley	---
2000	Michael Fletcher	Marc Boerigter	Jerome Peterson	George White *	Albert Johnson III **	Willie Fells	Mike Jenkins	Tito Hannah	---
1999	Paul Lacoste **	Shadwick Criss	Donnie Ashley	Neal Smith	Phil Curry	Corey Grant *	Martavius Houston	Jason Richards	---
1998	Steve Muhammad **	Ray Jacobs	Robert Brown	Mario Smith	Mitch Running	Seth Dittman	Jermaine Haley	Barron Miles *	---
1997	B.J. Gallis *	Willie Hampton	Mark Farroway	Todd McMillon	Mike Mihelic	Archie Amerson	Derrell Mitchell **	Tom Hipsz	---
1996	Ted Alford	Kelvin Anderson **	Jay Hamilton	Bryce Beville	Eric Guilford	John Ring	John Raposo	Gary Harrell	Joseph Rogers *
1995	Shelton Quarles	A.McCianahan	Shalon Baker **	Troy Alexander	K.D. Williams	Rob Hitchcock	Jim Cunningham	---	DeWayne Knight
1994	Henry Newby	Marvin Coleman	Michael Lee	Chris Burns	Kevin Robson	Hassan Bailey	Swift Burch	---	Gerry Collins
1993	Cory Philpot	Brian Wiggins *	Errol Martin	Carlton Lance	Nathaniel Bolton	Michael O'Shea **	Kevin Whitley	---	Patrick Burke
1992	Lorne King	Bruce Covertton *	Chris Morris	Ray Bernard	Mike Richardson **	David Lucas	Ken Benson	---	Treamelle Taylor
1991	Jon Volpe **	Kenton Leonard	Eddie Thomas	Paul Vajda	Elfird Payton	John Motton	Raghib Ismail *	---	Charles Gordon
1990	Deatrich Wise	Darryl Hall	Ray Macoritti	Lucius Floyd *	Dave Bovell	Bobby Dawson	Darryl Ford	---	Reggie Barnes **
1989	Darrell Wallace *	Brent Matich	Enis Jackson	Tuineau Alipate	Paul Randolph	Stephen Jordan **	Reg Berry	---	Tyrone Thurman
1988	Anthony Drawhorn	Mark McLoughlin	Dave Richardson	Jeff Fairholm *	Dan Wicklum	Darrell Corbin	Pernell Moore	---	Orville Lee **
1987	Kevin Dixon	David McCrary	Stanley Blair *	Terry Cochrane	Ken Pettway	Johnnie Jones	Gill Fenerty **	---	Leo Groenewegen
1986	Scott Lecky	Harold Hallman **	Tom Richards	Bobby Jurasin	Bennie Thompson	Paul Osbaldiston	Willie Pless *	David Daniels	Gilbert Renfroe
1985	Michael Gray **	Randy Ambrosie	Tom Dixon	Mark Urness	Roy Bennett	Mike Derks	Kerry Taylor	Tony Johns	Nick Benjamin *
1984	Darnell Clash	Mel Jenkins	Stewart Hill *	Billy Jackson	Kevin Neiles	Rod Skillman	Dwayne Clay	Dwaine Wilson **	Tim McCray
1983	Sammy Greene	Bernard Quarles	Paul Hickie	Karl Morgan	Willard Reaves *	Johnny Shepherd **	Darrell Nicholson	Jeff Patterson	Junior Robinson
1982	Mervyn Fernandez *	Larry Barker	Rod Connop	Dave Ridgway	Milson Jones	Jeff Arp	Bob Bronk	Mark Young	Chris Isaac **
1981	Mack Moore	Norm Hopely	Gary Hayes	Vince Goldsmith **	Pete Catan	Howard Fields	Cedric Minter *	David Overstreet	Eric Manns
1980	Roy Dewalt	Ron Pagggett	Mike McLeod	Lester Brown	William Miller **	Jim Muller	Dave Newman *	Skip Walker	Jordan Case
1979	Joe Paopao	Mike McTague	Brian Kelly **	Neil Quilter	Walter Passaglia	Jim Reid	Mike McArthur	Tom Cousineau	Martin Cox *
1978	Larry Key	James Sykes	Warren Moon	Eary Jones	Joe Poplawski **	Ben Zambiasi *	Dwight Edwards	Jerry Friesen	J.T. Hay
1977	Leon Bright **	Willie Thomas	Jim Germany	Joey Walters	Lyall Woznesensky	John Martini	Paul Bennett	John O'Leary	Mike Murphy *
1976	John Sciarra **	Tom Higgins	Joe Hollimon	Randy Graham	Chuck Willis	Allan Moffat	Neil Lumsden *	Chuck McMann	John Palazeti
1975	Larry Cameron *	Vernon Roberson	Pete Lavorato	Jesse O'Neil	Steve Beard	Angelo Santucci	L.J. Clayton	Joe Petty	Tom Clements **
1974	Elton Brown	Harold Holton	Stu Lang	Ken McEachern	Tom Scott *	George Campbell	Sam Cvijanovich **	Ian Mofford	Peter Crepin
1973	Bud Magrum	Tom Forzani	Sam Britts	Lorne Richardson *	John Bledsoe	Lou Clare	Peter Muller	Johnny Rodgers **	Donn Smith
1972	Ray Nettles	Gary Kerr	Tyrone Walls	Tom Campana *	Mike Kuhn	Chuck Ealey **	Eric Allen	Dickie Harris	Dick Adams

**MOST OUTSTANDING DEFENSIVE PLAYER**

**Nominees: 1974 to 2022 (Award instituted in 1974)**

Year	BC	Calgary	Edmonton	Saskatchewan	Winnipeg	Hamilton	Toronto	Montreal	Ottawa
2022	Garry Peters	Shawn Lemon *	Jake Ceresna	Darnell Sankey	Willie Jefferson	Jovan Santos-Knox	Wynton McManis	Adarius Pickett	Lorenzo Mauldin **
2021	Bo Lokombo	Mike Rose	Derrick Moncrief	Loucheiz Purifoy	Adam Bighill **	Simoni Lawrence*	Dexter McCoil	David Ménard	Avery Williams
2019	T.J. Lee	Tre Roberson	Larry Dean	Charleston Hughes	Willie Jefferson **	Simoni Lawrence *	Cleyon Laing	Henoc Muamba	Avery Williams
2018	Davon Coleman	Micah Johnson	J.C. Sherritt	Willie Jefferson	Adam Bighill **	Larry Dean *	Cleyon Laing	Henoc Muamba	Derico Murray
2017	Solomon Elimimian	Alex Singleton **	Kenny Ladler	Ed Gainey	Chris Randle	Larry Dean	Bear Woods	Kyries Hebert *	Antoine Pruneau
2016	Solomon Elimimian**	Charleston Hughes	Almondo Sewell	Otha Foster	Maurice Leggett	John Chick	Shawn Lemon	Bear Woods *	Damaso Munoz
2015	Adam Bighill **	Deron Mayo	Dexter McCoil	Jeff Knox Jr.	Jamaal Westerman	Simoni Lawrence *	Greg Jones	Winston Venable	Damaso Munoz
2014	Solomon Elimimian**	Shawn Lemon	Odell Willis	John Chick	Maurice Leggett	Simoni Lawrence	Tristan Okpalaugo	Bear Woods *	Jasper Simmons
2013	Adam Bighill	Charleston Hughes*	Marcus Howard	Ty Brackenridge	Henoc Muamba	Brian Bulcke	Robert McCune	Chip Cox **	---
2012	Adam Bighill	Charleston Hughes	J.C. Sherritt **	Ty Brackenridge	Alex Hall	Rey Williams	Marcus Ball	Shea Emry *	---
2011	Keron Williams	Brandon Smith	Rod Davis	Jerrell Freeman *	Jovon Johnson **	Justin Hickman	Lin-J Shell	Chip Cox	---
2010	Korey Banks	Juwan Simpson *	T.J. Hill	James Patrick	Phillip Hunt	Markeith Knowlton **	Ronald Flemons	Chip Cox	---
2009	Korey Banks	Dwight Anderson	Kai Ellis	John Chick **	Doug Brown	Markeith Knowlton	Kevin Eiben	Anwar Stewart *	---
2008	Cameron Wake **	Shannon James	Jason Goss	Maurice Lloyd	Doug Brown *	Chris Thompson	Willie Pile	Keron Williams	---
2007	Cameron Wake **	Shannon James	Jason Goss	Fred Perry	Tom Canada	Zeke Moreno	Jonathan Brown *	Randee Drew	---
2006	Brent Johnson **	Brian Clark	Robert Brown	Fred Perry	Barrin Simpson *	Tay Cody	Byron Parker	Anar Stewart	---
2005	Otis Floyd	John Grace **	Joe Montford	Eddie Davis	Gavin Walls	Adriano Belli	Michael Fletcher *	Duane Butler	Korey Banks

**MOST OUTSTANDING DEFENSIVE PLAYER**

**Nominees: 1974 to 2022 (Award instituted in 1974)**

Year	BC	Calgary	Edmonton	Saskatchewan	Winnipeg	Hamilton	Toronto	Montreal	Ottawa
2004	Brent Johnson	John Grace *	Malcolm Frank	Eddie Davis	Doug Brown	Dedric Mathis	Kevin Eiben	Anwar Stewart **	Kelly Wiltshire
2003	Barrin Simpson	Joe Fleming **	Singor Mobley	Jackie Mitchell	Daved Benefield	Tim Cheatwood	Adrion Smith	Kevin Johnson *	Kelly Wiltshire
2002	Carl Kidd	Alondra Johnson	Elfrid Payton **	Reggie Hunt	Denny Fortney	Rob Hitchcock	Orlando Steinauer	Barron Miles *	John Grace
2001	Barrin Simpson *	Joe Fleming	Terry Ray	Shont'e Peoples	Juran Bolden	Joe Montford **	Elfrid Payton	Mark Washington	---
2000	Herman Smith	Joe Fleming	Terry Ray *	Demetrious Maxie	Antonio Armstrong	Joe Montford **	Calvin Tiggle	Lester Smith	---
1999	Daved Benefield *	Darryl Hall	Terry Ray	Willie Pless	Maurice Kelly	Calvin Tiggle **	Michael O'Shea	Barron Miles	---
1998	Johnny Scott	Alondra Johnson *	Malvin Hunter	DeWayne Patterson	Joe Fleming	Joe Montford **	Demetrious Maxie	Elfrid Payton	---
1997	Maurice Kelly	Marvin Coleman	Willie Pless **	Bobby Jurasin	Shont'e Peoples *	Orlando Steinauer	Lester Smith	Doug Petersen	---
1996	Tyrone Chatman	Marvin Coleman	Willie Pless **	Bobby Jurasin	Angelo Snipes	Mike Philbrick	Reggie Givens	Trace Gravely *	Lamar McGriggs
1995	Charles Gordon	Alondra Johnson	Willie Pless **	Lybrant Robinson	Greg Clark	Eric Carter	Don Wilson	---	Brett Young
1994	Less Browne	Will Johnson	Willie Pless **	Ron Goetz	Loyd Lewis	Tim Cofield *	Calvin Tiggle	---	John Kropke
1993	O.J. Brigrance	Marvin Pope	Willie Pless	Jearld Baylis **	Elfrid Payton *	Tim Cofield	Ken Benson	---	John Kropke
1992	Brian Smith	Darryl Hall	Willie Pless **	Jearld Baylis	Greg Battle	John Motton	Rodney Harding	---	Angelo Snipes *
1991	O.J. Brigrance	Will Johnson *	Willie Pless	Eddie Lowe	Greg Battle **	Peter Giftopoulos	Darryl Ford	---	Brian Bonner
1990	Willie Pless	Kent Warnock	Stewart Hill *	Dan Rashovich	Greg Battle **	Gary Wilkerson	Reggie Pleasant	---	Gregg Stumon
1989	Alondra Johnson	Doug Landry	Danny Bass **	James Curry	Greg Battle *	Lance Shields	Harold Hallman	---	Loyd Lewis
1988	Gregg Stumon	Ken Ford	Danny Bass *	Richie Hall	Bennie Thompson	Grover Covington **	Willie Pless	---	Troy Wilson
1987	Gregg Stumon **	Ron Hopkins	Danny Bass	Bobby Jurasin	James West *	Frank Robinson	Willie Pless	---	Loyd Lewis
1986	James Parker **	Karold Hallman	Stewart Hill	Billy Jackson	Darrell Patterson	Less Browne	David Marshall	Brett Williams *	Loyd Lewis
1985	Michael Gray	Larry Hogue	James Zachery	Eddie Lowe	Tyrone Jones **	Paul Bennett *	Carl Brazley	Paul Gray	Loyd Lewis
1984	James Parker **	Lyal Woznesensky	Stewart Hill	Terry Irvin	Aaron Brown	Ben Zambiasi	William Mitchell	Harry Skipper *	Rick Barden
1983	Larry Crawford	Danny Bass *	Joe Hollimon	Vince Goldsmith	Aaron Brown	Ben Zambiasi	Rick Mohr	Delbert Fowler	Greg Marshall **
1982	Glen Jackson	Danny Bass	James Parker **	Mike Samples	Paul Bennett	Ben Zambiasi	Zac Henderson *	Doug Scott	Greg Marshall
1981	Glen Jackson	Ed McAleney	Dan Kepley **	Lyal Woznesensky	James Reed	Ben Zambiasi *	Danny Bass	Doug Scott	Greg Marshall
1980	Joe Fourqurean	Ed McAleney	Dan Kepley **	Ken McEachern	John Helton	Jerry Anderson	Billy Hardee	Tom Cousineau *	Mike Raines
1979	Glen Jackson	Ed McAleney	Dan Kepley	Ken McEachern	John Helton *	Ben Zambiasi **	Bruce Smith	Dickie Harris	Mike Raines
1978	Sam Britts	John Helton	Dave Fennell **	Cleveland Vann	Vince Phason	Ray Nettles	Jim Corrigan	Randy Rhino *	Ken Downing
1977	Grady Cavness	Al Burleson	Dan Kepley **	Roger Goree	Brian Herosian	Mike Samples	Ray Nettles	Glen Weir *	Jim Piaskoski
1976	Bill Baker **	John Helton	Dave Fennell	Cleveland Vann	Harry Walters	Joe Harris	Granville Liggins *	Chuck Zapiec	Mark Kosmos
1975	Bill Baker *	John Helton	Ron Estay	Tim Roth	Brian Herosian	Mike Samples	Jim Corrigan **	Glen Weir	Rod Woodward
1974	Garrett Hunsperger	John Helton **	John Lagrone	George Wells	Jim Heighton	Fred Grambau	Sam Cvijanovich	Mike Widger	Wayne Smith *

**MOST OUTSTANDING OFFENSIVE LINEMAN**

**Nominees: 1974 to 2022 (Award instituted in 1974)**

Year	BC	Calgary	Edmonton	Saskatchewan	Winnipeg	Hamilton	Toronto	Montreal	Ottawa
2022	Joel Figueroa	Derek Dennis	Mark Korte	Mark Ferland	Stanley Bryant **	Brandon Revenberg*	Dejon Allen	Landon Rice	Jacob Ruby
2021	Kent Perkins	Sean McEwen	Matt O'Donnell	Dan Clark	Stanley Bryant**	Brandon Revenberg*	Peter Nicaastro	Landon Rice	Mark Korte
2019	Joel Figueroa	Shane Bergman	David Beard	Dan Clark	Stanley Bryant *	Chris Van Zeyl **	Sean McEwen	Kristian Matte	Nolan MacMillan
2018	Joel Figueroa	Derek Dennis	Matt O'Donnell	Brendon LaBatte	Stanley Bryant **	Brandon Revenberg*	Sean McEwen	Kristian Matte	Alex Mateas
2017	Cody Husband	Ucambre Williams	Matt O'Donnell	Brendon LaBatte	Stanley Bryant **	Ryan Bomben	Sean McEwen *	Kristian Matte	Alex Mateas
2016	Jovan Olafioye	Derek Dennis **	Justin Sorensen	Thaddeus Coleman	Travis Bond	Ryan Bomben	Greg Van Roten	Kristian Matte	Jon Gott *
2015	Jovan Olafioye *	Spencer Wilson	D'Anthony Batiste	Brendon LaBatte	Stanley Bryant	Mike Filer	Greg Van Roten	Jeff Perrett	SirVincent Rogers **
2014	Jovan Olafioye	Brett Jones **	Simeon Rottier	Dominic Picard	Glenn January	Brian Simmons	Chris Van Zeyl	Jeff Perrett *	Jon Gott
2013	Jovan Olafioye	Stanley Bryant	Matt O'Donnell	Brendon LaBatte **	Glenn January	Greg Wojt	Jeff Keeping *	L.Brodeur-Jourdain	---
2012	Jovan Olafioye **	Dimitri Tsoumpas	Orrin Thompson	Dominic Picard	Glenn January	Tim O'Neil	Chris Van Zeyl	Josh Bourke *	---
2011	Jovan Olafioye *	Stanley Bryant	Greg Wojt	Chris Best	Brendon LaBatte	Peter Dyakowski	Dominic Picard	Josh Bourke **	---
2010	Jovan Olafioye	Ben Archibald **	Aaron Fiacconi	Jeremy O'Day	Brendon LaBatte	Marwan Hage *	Rob Murphy	Josh Bourke	---
2009	Sherko Hajji-Rasouli	Ben Archibald *	Patrick Kabongo	Gene Makowsky	Brendon LaBatte	Marwan Hage	Taylor Robertson	Scott Flory **	---
2008	Jason Jimenez	Rob Lazoo	John Comiskey	Gene Makowsky *	Dan Goodspeed	Marwan Hage	Taylor Robertson	Scott Flory **	---
2007	Rob Murphy **	Jay McNeil	Joe McGrath	Jeremy O'Day	Dan Goodspeed *	Marwan Hage	Taylor Robertson	Scott Flory	---
2006	Rob Murphy **	Jay McNeil	Joe McGrath	Jeremy O'Day	Ibrahim Khan	George Hudson	Jude St. John	Scott Flory *	---
2005	Bobby Singh	Jay McNeil	Kevin Lefsrud	Gene Makowsky **	Matt Sheridan	Wayne Smith	Jude St. John	Scott Flory *	Val St. Germain
2004	Angus Reid	Jay McNeil	Kevin Lefsrud	Gene Makowsky **	Matt Sheridan	Dave Hack	Chad Folk	Uzooma Okeke *	George Hudson
2003	Cory Mantyka	Bobby Singh	Bruce Beaton	Andrew Greene **	Dave Mudge	Dave Hack	Bernard Williams	Scott Flory *	George Hudson
2002	Steve Hardin	Jay McNeil	Bruce Beaton *	Gene Makowsky	Dave Mudge	Dave Hack	Sandy Annunziata	Bryan Chiu **	Seth Dittman
2001	Jamie Taras	Jay McNeil *	Bruce Beaton	Jeremy O'Day	Dave Mudge **	Dave Hack	Jude St. John	Bryan Chiu	---
2000	Chris Perez	Fred Childress	Bruce Beaton	Andrew Greene *	Moe Elewonibi	Dave Hack	Jude St. John	Pierre Vercheval **	---
1999	Jamie Taras *	Rocco Romano	Hicham El-Mashtoub	John Terry	Chris Perez	Dave Hack	Chad Folk	Uzooma Okeke **	---
1998	Moe Elewonibi	Fred Childress **	Bruce Beaton	John Terry	Chris Perez	Carl Coulter	Willie Williams	Uzooma Okeke *	---
1997	Mike Withycombe	Fred Childress *	Leo Groenewegen	John Terry	Chris Perez	Tom Nutten	Mike Kiselak **	Bruce Beaton	---
1996	Jamie Taras	Rocco Romano *	Leo Groenewegen	Scott Hendrickson	Chris Walby	Blaine Schmidt	Mike Kiselak **	Mark Dixon	Uzooma Okeke
1995	Jamie Taras *	Jamie Crysdale	Rod Connop	Mike Anderson	Dave Vankoughnett	Dale Sanderson	Pierre Vercheval	---	Mike Schad
1994	Rob Smith	Rocco Romano *	Blake Dermott	Mike Anderson	Chris Walby	Dave Richardson	Pierre Vercheval	---	Mike Graybill
1993	Rob Smith	Bruce Covernton *	Rod Connop	Craig Hendrickson	Chris Walby **	Dave Richardson	Blaine Schmidt	---	Mike Graybill
1992	Jim Mills	Ken Moore	Pierre Vercheval	Vic Stevenson *	Chris Walby	Jason Riley	Chris Walby	---	Rob Smith **
1991	Jim Mills **	Lloyd Fairbanks	Rod Connop	Vic Stevenson	Chris Walby *	Dale Sanderson	Dan Ferrone	---	Rob Smith
1990	Jim Mills **	Lloyd Fairbanks	Blake Dermott	Roger Aldag	Chris Walby *	Miles Gorrell	Dan Ferrone	---	Rob Smith
1989	Jim Mills	Dan Ferrone	Rod Connop **	Roger Aldag	Chris Walby	Miles Gorrell *	Chris Schultz	---	Kary Yli-Renko
1988	Gerald Roper	Tom Spoletini	Blake Dermott	Roger Aldag **	Lyle Bauer	Dale Sanderson	Ian Beckstead *	---	Marv Allemang
1987	Gerald Roper	Bob Poley	Rod Connop	Roger Aldag	Chris Walby **	Miles Gorrell	Chris Schultz	---	Kevin Powell
1986	John Blain	Bob Poley	Leo Blanchard	Roger Aldag **	Chris Walby	Miles Gorrell *	Dan Ferrone	Lloyd Fairbanks	Bill Kidd
1985	John Blain	Dave Kirzinger	Leo Blanchard	Roger Aldag	Nick Bastaja **	Marv Allemang	Dan Ferrone *	Lloyd Fairbanks	Kevin Powell



**MOST OUTSTANDING OFFENSIVE LINEMAN**

**Nominees: 1974 to 2022 (Award instituted in 1974)**

Year	BC	Calgary	Edmonton	Saskatchewan	Winnipeg	Hamilton	Toronto	Montreal	Ottawa
1984	John Blain	Dave Kirzinger	Leo Blanchard	Roger Aldag	John Bonk **	Henry Waszczuk	Dan Ferrone *	Lloyd Fairbanks	Rudy Phillips
1983	John Blain	Dave Kirzinger	Leo Blanchard	Roger Aldag	John Bonk *	Ross Francis	Dan Ferrone	Miles Gorrell	Rudy Phillips **
1982	John Blain	Lloyd Fairbanks *	Leo Blanchard	Don Swafford	John Bonk	Ed Fulton	Roland Mangold	Doug Payton	Rudy Phillips **
1981	Alan Wilson	Lloyd Fairbanks	Hector Pothier	Don Swafford	Larry Butler **	Henry Waszczuk	Dan Ferrone	Doug Payton	Val Belcher *
1980	Alan Wilson	Lloyd Fairbanks	Mike Wilson **	Roger Aldag	Butch Norman	Henry Waszczuk	Mike Obravac	Doug Payton	Val Belcher *
1979	Alan Wilson	Lloyd Fairbanks	Mike Wilson **	Curtis Wester	John Bonk	Larry Butler	Nick Bastaja	Ray Watrin *	Val Belcher
1978	Alan Wilson *	Lloyd Fairbanks	Bill Stevenson	Joe Miller	Butch Norman	Larry Butler	Nick Bastaja	Dan Yochum	Jim Coode **
1977	Alan Wilson **	Harold Holton	Charlie Turner	Ralph Galloway	Bob Swift	Larry Butler	Mike Wilson *	Dan Yochum	Donn Smith
1976	Alan Wilson *	Lloyd Fairbanks	Bob Howes	Mike Dirks	Butch Norman	Larry Butler	Wally Highsmith	Dan Yochum **	Donn Smith
1975	Layne McDowell	Max Huber	Charlie Turner **	Gary Brandt	Bill Frank	Ed Chalupka	Terry Shelsta	Dave Braggins *	Tom Schuette
1974	Curtis Wester *	Harold Holton	Larry Watkins	Ralph Galloway	Bob Swift	Ed Chalupka	Noah Jackson	Ed George **	Charlie Brandon

**MOST OUTSTANDING LINEMAN**

**Nominees: 1958 to 1973 (Award split in 1974)**

Year	BC	Calgary	Edmonton	Saskatchewan	Winnipeg	Hamilton	Toronto	Montreal	Ottawa
1973	Ray Nettles **	John Helton	Bob Howes	Bill Baker	Bill Frank	Ed Chalupka	Jim Stillwagon	Ed George *	Charlie Brandon
1972	Ray Nettles	John Helton **	Charlie Turner	Bill Baker	Mike Doyle	Ed Chalupka	Jim Stillwagon *	Ed George	Wayne Smith
1971	Garrett Hunsperger	Wayne Harris **	John Lagrone	Ed McQuarters	Bill Frank	Bill Danychuk	Jim Stillwagon	Mark Kosmos *	Marshall Shirk
1970	Ken Sugarman	Wayne Harris **	Greg Pipes	Jack Abendschan	Bill Frank	Angelo Mosca *	Charlie Bray	Charlie Collins	Marshall Shirk
1969	Ken Sugarman	Granville Liggins	John Lagrone **	Ed McQuarters	Phil Minnick	Henry Sorrell	Danny Nykoluk	Harry Olszewski	Billy Joe Booth *
1968	Greg Findlay	Wayne Harris	John Lagrone	Ted Urness *	Phil Minnick	Billy Ray Locklin	Ed Harrington	Charlie Parker	Ken Lehmann **
1967	Dwayne Czupka	Wayne Harris	John Lagrone	Ed McQuarters **	Bill Whisler	John Barrow *	Bill Frank	John Baker	Bob Brown
1966	Mike Cacic	Wayne Harris **	E.A. Sims	Al Benecick	Phil Minnick	Billy Ray Locklin	Bill Frank	Roger Lalonde	Ken Lehmann *
1965	Dick Fouts	Wayne Harris **	E.A. Sims	Al Benecick	Al Miller	John Barrow *	Billy Shipp	Bob Minihane	Ken Lehmann
1964	Tom Brown **	Don Luzzi	Al Ecuyer	Al Benecick	Bill Whisler	John Barrow *	Billy Shipp	Ted Elsby	John Kenerson
1963	Tom Brown **	Wayne Harris	Al Ecuyer	Garner Ekstran	Herb Gray	Angelo Mosca *	John Autry	Ed Nickla	Billy Joe Booth
1962	Tom Brown	Wayne Harris *	Al Ecuyer	Len Legault	Dave Burkholder	John Barrow **	Gerry Patrick	Ed Nickla	Kaye Vaughan
1961	Ed Sullivan	Wayne Harris	Don Stephenson	Garner Ekstran	Frank Rigney **	John Barrow *	Jim Andreotti	Bobby Jack Oliver	Kaye Vaughan
1960	Tom Hinton	Tony Pajackowski	Roger Nelson	Bill Burrell	Herb Gray **	John Barrow	Dick Fouts	Bill Hudson	Kaye Vaughan *
1959	Tom Hinton	Opie Bandy	Roger Nelson **	Neil Habig	Herb Gray	John Barrow *	Bob Oliver	Billy Shipp	Larry Hayes
1958	Tom Hinton	Don Luzzi **	Roger Nelson	Kurt Burris	Steve Patrick	John Barrow	Dick Fouts	Jackie Simpson *	Hardiman Cureton

**MOST OUTSTANDING SPECIAL TEAMS PLAYER**

**Nominees: 2002 to 2022 (Award instituted in 1999)**

Year	BC	Calgary	Edmonton	Saskatchewan	Winnipeg	Hamilton	Toronto	Montreal	Ottawa
2022	Sean Whyte	Rene Paredes	Christian Saulsberry	Mario Alford *	Janarion Grant	Seth Small	Daniel Adeboboye	Chandler Worthy **	L-Philippe Bourassa
2021	Stefan Flintoft	Rene Paredes*	Sean Whyte	Brett Lauther	Mike Miller	Nick Cross	Boris Bede	David Côté	DeVonte Dedmon**
2019	Sergio Castillo	Nate Holley	Sean Whyte	Jon Ryan	Mike Miller *	Frankie Williams **	Chris Rainey	Boris Bede	Richie Leone
2018	Ty Long *	Jameer Thurman	Sean Whyte	Brett Lauther	Justin Medlock	Courtney Stephen	Justin Herdman	Will Stanback	Lewis Ward **
2017	Ty Long	Roy Finch *	Christophe Mulumba	Christian Jones	Justin Medlock	Sergio Castillo	Martese Jackson	Martin Bedard	Diontae Spencer **
2016	Chris Rainey	Rene Paredes	Sean Whyte	Tyler Crapigna	Justin Medlock **	Brandon Banks *	Lirim Hajrullahu	Stefan Logan	Tristan Jackson
2015	Chris Rainey	Rene Paredes *	Deon Lacey	Dylan Ainsworth	Troy Stoudermire	Brandon Banks **	Brian Rolle	Stefan Logan	Antoine Pruneau
2014	Paul McCallum	Rob Maver	Deon Lacey	Tristan Jackson	Lirim Hajrullahu *	Justin Medlock	Swayze Waters **	Sean Whyte	Brett Maher
2013	Tim Brown	Rene Paredes **	Eric Samuels	Ricky Schmitt	Will Ford	Marc Beswick *	Swayze Waters	Sean Whyte	---
2012	Tim Brown *	Rene Paredes	Grant Shaw	Sam Hurl	Justin Palardy	Chris Williams **	Chas Owens	Kyries Hebert	---
2011	Paul McCallum **	Larry Taylor	Corbin Sharun	Chris Milo	Jovon Johnson	Justin Medlock	Chad Owens *	Sean Whyte	---
2010	Yonus Davis	Burke Dales	Tim St. Pierre	Eddie Johnson	Jovon Johnson	Marcus Thigpen	Chad Owens **	Mike Giffen	---
2009	Jason Arakgi	Sandro DeAngelis	Tristan Jackson	Jason Armstead	Jovon Johnson	Dylan Barker	Justin Medlock	Larry Taylor **	---
2008	Ian Smart	Sandro DeAngelis *	Tristan Jackson	Luca Congi	Graeme Bell	Nick Setta	Dominique Dorsey **	Larry Taylor	---
2007	Ian Smart **	Sandro DeAngelis	Mathieu Bertrand	Luca Congi	Kyries Hebert	Nick Setta	Dominique Dorsey *	Walter Spencer	---
2006	Paul McCallum	Sandro DeAngelis **	Mike Maurer	Luca Congi	Albert Johnson III	Rob Hitchcock	Noel Prefontaine *	Avon Cobourne	---
2005	Aaron Lockett	Sandro DeAngelis	Tony Tompkins	Corey Holmes **	Jon Ryan	Rob Hitchcock	Noel Prefontaine *	Damon Duval	Kyries Hebert
2004	Kelly Lochbaum	Nik Lewis	Winston October	Corey Holmes	Keith Stokes **	Marcus Spencer	Noel Prefontaine	Ezra Landry	Jason Armstead *
2003	Curtis Head	Wane McGarity	Winston October *	Corey Holmes	Troy Westwood	Craig Yeast	Bashir Levingston **	Michael Botterill	Lawrence Tynes
2002	Brendan Ayanbadejo	Duncan O'Mahony	Sean Fleming	Corey Holmes **	Mike Sellers	Paul Osbaldiston	Noel Prefontaine	Keith Stokes *	Steve Glenn

2022 OFFENCE			DEFENCE		
<b>C</b>	Sean McEwen	CGY	<b>DT</b>	Mike Rose	CGY
<b>G</b>	Brandon Revenberg	HAM	<b>DT</b>	Jake Ceresna	EDM
<b>G</b>	Patrick Neufeld	WPG	<b>DE</b>	Lorenzo Mauldin IV	OTT
<b>T</b>	Stanley Bryant	WPG	<b>DE</b>	Shawn Lemon	CGY
<b>T</b>	Derek Dennis	CGY	<b>LB</b>	Wynton McManis	TOR
<b>WR</b>	Dalton Schoen	WPG	<b>LB</b>	Cameron Judge	CGY
<b>WR</b>	Eugene Lewis	MTL	<b>LB</b>	Kameron Kelly	HAM
<b>WR</b>	Dominique Rhymes	BC	<b>CB</b>	Jamal Peters	TOR
<b>WR</b>	Tim White	HAM	<b>CB</b>	Garry Peters	BC
<b>WR</b>	Kurleigh Gittens Jr.	TOR	<b>DB</b>	Marcus Sayles	BC
<b>RB</b>	Ka'Deem Carey	CGY	<b>DB</b>	Deatrick Nichols	WPG
<b>QB</b>	Zach Collaros	WPG	<b>S</b>	Loucheiz Purifoy	BC
<b>K</b>	René Paredes	CGY	<b>KR</b>	Janarion Grant	WPG
<b>P</b>	Cody Grace	CGY			

2021 OFFENCE			DEFENCE		
<b>C</b>	Sean McEwen	CGY	<b>DT</b>	Mike Rose	CGY
<b>G</b>	Brandon Revenberg	HAM	<b>DT</b>	Shawn Oakman	TOR
<b>G</b>	Patrick Neufeld	WPG	<b>DE</b>	Jackson Jeffcoat	WPG
<b>T</b>	Stanley Bryant	WPG	<b>DE</b>	Willie Jefferson	WPG
<b>T</b>	Jermarcus Hardrick	WPG	<b>LB</b>	Adam Bighill	WPG
<b>WR</b>	Kenny Lawler	WPG	<b>LB</b>	Simoni Lawrence	HAM
<b>WR</b>	Eugene Lewis	MTL	<b>LB</b>	Chris Edwards	TOR
<b>WR</b>	Bryan Burnham	BC	<b>CB</b>	DeAundre Alford	WPG
<b>WR</b>	Lucky Whitehead	BC	<b>CB</b>	Jumal Rolle	HAM
<b>WR</b>	Jake Wieneke	MTL	<b>DB</b>	Cariel Brooks	HAM
<b>RB</b>	Will Stanback	MTL	<b>DB</b>	Deatrick Nichols	WPG
<b>QB</b>	Zach Collaros	WPG	<b>S</b>	Brandon Alexander	WPG
<b>K</b>	René Paredes	CGY	<b>KR</b>	DeVonte Dedmon	OTT
<b>P</b>	Richie Leone	OTT			

2019 OFFENCE			DEFENCE		
<b>C</b>	Dan Clark	SSK	<b>DT</b>	Almondo Sewell	EDM
<b>G</b>	Shane Bergman	CGY	<b>DT</b>	Dylan Wynn	HAM
<b>G</b>	Brandon Revenberg	HAM	<b>DE</b>	Willie Jefferson	WPG
<b>T</b>	Stanley Bryant	WPG	<b>DE</b>	Charleston Hughes	SSK
<b>T</b>	Chris Van Zeyl	HAM	<b>LB</b>	Simoni Lawrence	HAM
<b>WR</b>	Bryan Burnham	BC	<b>LB</b>	Henoc Muamba	MTL
<b>WR</b>	Brandon Banks	HAM	<b>LB</b>	Derrick Moncrief	SSK
<b>WR</b>	Reggie Begelton	CGY	<b>CB</b>	Tre Roberson	CGY
<b>WR</b>	Shaq Evans	SSK	<b>CB</b>	Winston Rose	WPG
<b>WR</b>	Bralon Addison	HAM	<b>DB</b>	Greg Reid	MTL
<b>RB</b>	William Stanback	MTL	<b>DB</b>	Richard Leonard	HAM
<b>QB</b>	Cody Fajardo	SSK	<b>S</b>	Tunde Adeleke	HAM
<b>K</b>	Sergio Castillo	BC	<b>KR</b>	Frankie Williams	HAM
<b>P</b>	Richie Leone	OTT			

2018 OFFENCE			DEFENCE		
<b>C</b>	Matthias Goossen	WPG	<b>DT</b>	Micah Johnson	CGY
<b>G</b>	Brendon LaBatte	SSK	<b>DT</b>	Davon Coleman	BC
<b>G</b>	Brandon Revenberg	HAM	<b>DE</b>	Charleston Hughes	SSK
<b>T</b>	Stanley Bryant	WPG	<b>DE</b>	Willie Jefferson	SSK
<b>T</b>	SirVincent Rogers	OTT	<b>LB</b>	Adam Bighill	WPG
<b>WR</b>	D'haquille Williams	EDM	<b>LB</b>	Alex Singleton	CGY
<b>WR</b>	Brandon Banks	HAM	<b>LB</b>	Don Unamba	HAM
<b>WR</b>	Luke Tasker	HAM	<b>CB</b>	Delvin Breaux	HAM
<b>WR</b>	Bryan Burnham	BC	<b>CB</b>	Anthony Orange	BC
<b>WR</b>	Brad Sinopoli	OTT	<b>DB</b>	Ed Gainey	SSK
<b>RB</b>	Andrew Harris	WPG	<b>DB</b>	T.J. Lee	BC
<b>QB</b>	Bo Levi Mitchell	CGY	<b>S</b>	Taylor Loffler	WPG
<b>K</b>	Lewis Ward	OTT	<b>KR</b>	Diontae Spencer	OTT
<b>P</b>	Ty Long	BC			

2017 OFFENCE			DEFENCE		
<b>C</b>	Sean McEwen	TOR	<b>DT</b>	Almondo Sewell	EDM
<b>G</b>	Brendon LaBatte	SSK	<b>DT</b>	Micah Johnson	CGY
<b>G</b>	Matt O'Donnell	EDM	<b>DE</b>	Charleston Hughes	CGY
<b>T</b>	Stanley Bryant	WPG	<b>DE</b>	Willie Jefferson	SSK
<b>T</b>	Chris Van Zeyl	TOR	<b>LB</b>	Solomon Elimimian	BC
<b>WR</b>	Brandon Zylstra	EDM	<b>LB</b>	Alex Singleton	CGY
<b>WR</b>	Greg Ellingson	OTT	<b>LB</b>	Kenny Ladler	EDM
<b>WR</b>	S.J. Green	TOR	<b>CB</b>	Ciante Evans	CGY
<b>WR</b>	Bryan Burnham	BC	<b>CB</b>	Chris Randle	WPG
<b>WR</b>	Duron Carter	SSK	<b>DB</b>	Ed Gainey	SSK
<b>RB</b>	Andrew Harris	WPG	<b>DB</b>	T.J. Heath	WPG
<b>QB</b>	Mike Reilly	EDM	<b>S</b>	Taylor Loffler	WPG
<b>K</b>	René Paredes	CGY	<b>KR</b>	Roy Finch	CGY
<b>P</b>	Ty Long	BC			

2016 OFFENCE			DEFENCE		
<b>C</b>	Jon Gott	OTT	<b>DT</b>	Almondo Sewell	EDM
<b>G</b>	Spencer Wilson	CGY	<b>DT</b>	Micah Johnson	CGY
<b>G</b>	Travis Bond	WPG	<b>DE</b>	Charleston Hughes	CGY
<b>T</b>	Derek Dennis	CGY	<b>DE</b>	John Chick	HAM
<b>T</b>	Jovan Olafioye	BC	<b>LB</b>	Solomon Elimimian	BC
<b>WR</b>	Ernest Jackson	OTT	<b>LB</b>	Bear Woods	MTL
<b>WR</b>	Adarius Bowman	EDM	<b>LB</b>	Adam Bighill	BC
<b>WR</b>	Emmanuel Arceneaux	BC	<b>CB</b>	Tommie Campbell	CGY
<b>WR</b>	Derel Walker	EDM	<b>CB</b>	Ciante Evans	CGY
<b>RB</b>	Jerome Messam	CGY	<b>DB</b>	Jamar Wall	CGY
<b>RB</b>	Andrew Harris	WPG	<b>DB</b>	T.J. Heath	WPG
<b>QB</b>	Bo Levi Mitchell	CGY	<b>S</b>	Taylor Loffler	WPG
<b>K</b>	Justin Medlock	WPG	<b>KR</b>	Chris Rainey	BC
<b>P</b>	Richie Leone	BC			

2015 OFFENCE			DEFENCE		
<b>C</b>	Jon Gott	OTT	<b>DT</b>	Almondo Sewell	EDM
<b>G</b>	Brendon LaBatte	SSK	<b>DT</b>	Ted Laurent	HAM
<b>G</b>	Spencer Wilson	CGY	<b>DE</b>	John Bowman	MTL
<b>T</b>	SirVincent Rogers	OTT	<b>DE</b>	Jamaal Westerman	WPG
<b>T</b>	Jovan Olafioye	BC	<b>LB</b>	Adam Bighill	BC
<b>WR</b>	Eric Rogers	CGY	<b>LB</b>	Simoni Lawrence	HAM
<b>WR</b>	Adarius Bowman	EDM	<b>LB</b>	Winston Venable	MTL
<b>WR</b>	Emmanuel Arceneaux	BC	<b>CB</b>	John Ojo	EDM
<b>WR</b>	Derel Walker	EDM	<b>CB</b>	Abdul Kanneh	OTT
<b>RB</b>	Andrew Harris	BC	<b>DB</b>	Emanuel Davis	HAM
<b>RB</b>	Tyrell Sutton	MTL	<b>DB</b>	Aaron Grymes	EDM
<b>QB</b>	Henry Burris	OTT	<b>S</b>	Craig Butler	HAM
<b>K</b>	René Paredes	CGY	<b>KR</b>	Brandon Banks	HAM
<b>P</b>	Richie Leone	BC			

2014 OFFENCE			DEFENCE		
<b>C</b>	Brett Jones	CGY	<b>DT</b>	Almondo Sewell	EDM
<b>G</b>	Brendon LaBatte	SSK	<b>DT</b>	Ted Laurent	HAM
<b>G</b>	Simeon Rottier	EDM	<b>DE</b>	John Chick	SSK
<b>T</b>	Jovan Olafioye	BC	<b>DE</b>	Odell Willis	EDM
<b>T</b>	Stanley Bryant	CGY	<b>LB</b>	Solomon Elimimian	BC
<b>WR</b>	Adarius Bowman	EDM	<b>LB</b>	Bear Woods	MTL
<b>WR</b>	Chad Owens	TOR	<b>LB</b>	Dexter McCoil	EDM
<b>WR</b>	Duron Carter	MTL	<b>CB</b>	Delvin Breaux	HAM
<b>WR</b>	Clarence Denmark	WPG	<b>CB</b>	Pat Watkins	EDM
<b>RB</b>	Jon Cornish	CGY	<b>DB</b>	Jamar Wall	CGY
<b>RB</b>	John White	EDM	<b>DB</b>	Brandon Smith	CGY
<b>QB</b>	Ricky Ray	TOR	<b>S</b>	Tyron Brackenridge	SSK
<b>K-P</b>	Swayze Waters	TOR	<b>KR</b>	Brandon Banks	HAM

2013 OFFENCE			DEFENCE		
<b>C</b>	Jeff Keeping	TOR	<b>DT</b>	Khalif Mitchell	TOR
<b>G</b>	Brendon LaBatte	SSK	<b>DT</b>	Almondo Sewell	EDM
<b>G</b>	Chris Van Zeyl	TOR	<b>DE</b>	Charleston Hughes	CGY
<b>T</b>	Jovan Olafioye	BC	<b>DE</b>	Alex Hall	SK/WPG
<b>T</b>	Stanley Bryant	CGY	<b>LB</b>	Chip Cox	MTL
<b>WR</b>	S.J. Green	MTL	<b>LB</b>	Adam Bighill	BC
<b>WR</b>	Weston Dressler	SSK	<b>LB</b>	Henoc Muamba	WPG
<b>WR</b>	Marquay McDaniel	CGY	<b>CB</b>	Geoff Tisdale	MTL
<b>WR</b>	Fred Stamps	EDM	<b>CB</b>	Pat Watkins	TOR
<b>RB</b>	Kory Sheets	SSK	<b>DB</b>	Jerald Brown	MTL
<b>RB</b>	Jon Cornish	CGY	<b>DB</b>	Ryan Phillips	BC
<b>QB</b>	Ricky Ray	TOR	<b>S</b>	Tyron Brackenridge	SSK
<b>K</b>	René Paredes	CGY	<b>KR</b>	Larry Taylor	CGY
<b>P</b>	Rob Maver	CGY			

2012 OFFENCE			DEFENCE		
<b>C</b>	Luc Brodeur-Jourdain	MTL	<b>DT</b>	Armond Armstead	TOR
<b>G</b>	Scott Flory	MTL	<b>DT</b>	Bryant Turner	WPG
<b>G</b>	Dimitri Tsoumpas	CGY	<b>DE</b>	Charleston Hughes	CGY
<b>T</b>	Jovan Olafioye	BC	<b>DE</b>	Keron Williams	BC
<b>T</b>	Josh Bourke	MTL	<b>LB</b>	Adam Bighill	BC
<b>WR</b>	Nik Lewis	CGY	<b>LB</b>	J.C. Sherritt	EDM
<b>WR</b>	Weston Dressler	SSK	<b>LB</b>	Shea Emry	MTL
<b>WR</b>	Chad Owens	TOR	<b>CB</b>	Joe Burnett	EDM
<b>WR</b>	Fred Stamps	EDM	<b>CB</b>	Pat Watkins	TOR
<b>RB</b>	Andrew Harris	BC	<b>DB</b>	Korey Banks	BC
<b>RB</b>	Jon Cornish	CGY	<b>DB</b>	Ryan Phillips	BC
<b>QB</b>	Anthony Calvillo	MTL	<b>S</b>	Kyries Hebert	MTL
<b>K</b>	René Paredes	CGY	<b>KR</b>	Chris Williams	HAM
<b>P</b>	Rob Maver	CGY			

**CFL ALL-STAR TEAMS - 1962 TO PRESENT**

**YEARS: 2002 to 2011**

2011 OFFENCE		DEFENCE	
C	Angus Reid	BC	DT Aaron Hunt
G	Brendon LaBatte	WPG	DT Khalif Mitchell
G	Dimitri Tsoumpas	CGY	DE Justin Hickman
T	Josh Bourke	MTL	DE Odell Willis
T	Jovan Olafioye	BC	LB Chip Cox
WR	Jamel Richardson	MTL	LB Solomon Elimimian
WR	Geroy Simon	BC	LB Jerrell Freeman
WR	Fred Stamps	EDM	CB Jovon Johnson
WR	Nik Lewis	CGY	CB Byron Parker
RB	Brandon Whitaker	MTL	DB Corey Banks
RB	Jerome Messam	EDM	DB Jonathan Hefney
QB	Travis Lulay	BC	S Ian Logan
K	Paul McCallum	BC	KR Chad Owens
P	Burke Dales	CGY	

2010 OFFENCE		DEFENCE	
C	Marwan Hage	HAM	DT Doug Brown
G	Scott Flory	MTL	DT Kevin Huntley
G	Dimitri Tsoumpas	CGY	DE Phillip Hunt
T	Ben Archibald	CGY	DE John Bowman
T	Rob Murphy	TOR	LB Chip Cox
WR	Arland Bruce III	HAM	LB Markeith Knowlton
WR	Nik Lewis	CGY	LB Juwan Simpson
WR	Andy Fantuz	SSK	CB Dwight Anderson
WR	Terrence Edwards	WPG	CB Brandon Browner
RB	Cory Boyd	TOR	DB Ryan Phillips
RB	Fred Reid	WPG	DB Chris Thompson
QB	Henry Burriss	CGY	S James Patrick
K	Paul McCallum	BC	KR Chad Owens
P	Burke Dales	CGY	

2009 OFFENCE		DEFENCE	
C	Jeremy O'Day	SSK	DT Doug Brown
G	Scott Flory	MTL	DT Keron Williams
G	Gene Makowsky	SSK	DE John Chick
T	Dan Goodspeed	WPG	DE Anwar Stewart
T	Ben Archibald	CGY	LB Chip Cox
WR	Arland Bruce III	HAM	LB Markeith Knowlton
WR	Jeremaine Copeland	CGY	LB Jamall Johnson
WR	Fred Stamps	EDM	CB Brandon Browner
WR	Kerry Watkins	MTL	CB Jovon Johnson
RB	Avon Cobourne	MTL	DB Corey Banks
RB	Joffrey Reynolds	CGY	DB Jonathan Hefney
QB	Anthony Calvillo	MTL	S Barron Miles
P/K	Damon Duval	MTL	KR Larry Taylor

2008 OFFENCE		DEFENCE	
C	Bryan Chiu	MTL	DT Doug Brown
G	Gene Makowsky	SSK	DT Aaron Hunt
G	Scott Flory	MTL	DE Brent Johnson
T	Dan Goodspeed	WPG	DE Cameron Wake
T	Jason Jimenez	BC	LB Anton McKenzie
WR	Ben Cahoon	MTL	LB Maurice Lloyd
WR	Ken-Yon Rambo	CGY	LB Zeke Moreno
WR	Geroy Simon	BC	CB Brandon Browner
WR	Jamel Richardson	MTL	CB Dante Marsh
RB	Joffrey Reynolds	CGY	DB Jason Goss
RB	Wes Cates	SSK	DB Chris Thompson
QB	Anthony Calvillo	MTL	S Barron Miles
K	Sandro DeAngelis	CGY	KR Dominique Dorsey
P	Nick Setta	HAM	

2007 OFFENCE		DEFENCE	
C	Jeremy O'Day	SSK	DT Doug Brown
G	Scott Flory	MTL	DT Tyrone Williams
G	Kelly Bates	BC	DE Cameron Wake
T	Rob Murphy	BC	DE Jonathan Brown
T	Dan Goodspeed	WPG	LB Kevin Eiben
WR	Derick Armstrong	WPG	LB Barrin Simpson
WR	Jason Clermont	BC	LB Zeke Moreno
WR	Terrence Edwards	WPG	CB Byron Parker
WR	Geroy Simon	BC	CB Jordan Younger
RB	Charles Roberts	WPG	DB Ryan Phillips
RB	Joe Smith	BC	DB Kenny Wheaton
QB	Kerry Joseph	SSK	S Orlando Steinauer
K	Nick Setta	HAM	KR Ian Smart
P	Damon Duval	MTL	

2006 OFFENCE		DEFENCE	
C	Jeremy O'Day	SSK	DT Doug Brown
G	Scott Flory	MTL	DT Tyrone Williams
G	Jay McNeil	CGY	DE Brent Johnson
T	Rob Murphy	BC	DE Fred Perry
T	Gene Makowsky	SSK	LB Brian Clark
WR	Geroy Simon	BC	LB Barrin Simpson
WR	Arland Bruce III	TOR	LB Otis Floyd
WR	Milt Stegall	WPG	CB Byron Parker
WR	Jason Tucker	EDM	CB Coby Rhinehart
RB	Joffrey Reynolds	CGY	DB Corey Banks
RB	Charles Roberts	WPG	DB Eddie Davis
QB	Ricky Ray	EDM	S Barron Miles
K	Sandro DeAngelis	CGY	KR Albert Johnson III
P	Noel Prefontaine	TOR	

2005 OFFENCE		DEFENCE	
C	Bryan Chiu	MTL	DT Scott Schultz
G	Scott Flory	MTL	DT Adriano Belli
G	Andrew Greene	SSK	DE Brent Johnson
T	Uzooama Okeke	MTL	DE Jonathan Brown
T	Gene Makowsky	SSK	LB John Grace
WR	Kerry Watkins	MTL	LB Michael Fletcher
WR	Jason Armstead	OTT	LB Kevin Eiben
WR	Jason Tucker	EDM	CB Omarr Morgan
WR	Milt Stegall	WPG	CB Jordan Younger
RB	Charles Roberts	WPG	DB Corey Banks
RB	Joffrey Reynolds	CGY	DB Eddie Davis
QB	Damon Allen	TOR	S Richard Karikari
K	Sandro DeAngelis	CGY	KR Corey Holmes
P	Jon Ryan	WPG	

2004 OFFENCE		DEFENCE	
C	Bryan Chiu	MTL	DT Noah Cantor
G	Paul Lambert	MTL	DT Nate Davis
G	Andrew Greene	SSK	DE Anwar Stewart
T	Uzooama Okeke	MTL	DE Tim Cheatwood
T	Gene Makowsky	SSK	LB John Grace
WR	Geroy Simon	BC	LB Barrin Simpson
WR	Ben Cahoon	MTL	LB Kevin Eiben
WR	D.J. Flick	HAM	CB Malcolm Frank
WR	Jason Tucker	EDM	CB Almondo Curry
RB	Charles Roberts	WPG	DB Eddie Davis
RB	Troy Davis	HAM	DB Clifford Ivory
QB	Casey Printers	BC	S Orlando Steinauer
K	Sean Fleming	EDM	KR Keith Stokes
P	Noel Prefontaine	TOR	

2003 OFFENCE		DEFENCE	
C	Bryan Chiu	MTL	DT Eric England
G	Scott Flory	MTL	DT Joe Fleming
G	Andrew Greene	SSK	DE Daved Benefield
T	Uzooama Okeke	MTL	DE Ray Jacobs
T	Bruce Beaton	EDM	LB Reggie Hunt
WR	Geroy Simon	BC	LB Jackie Mitchell
WR	Jeremaine Copeland	MTL	LB Barrin Simpson
WR	Ed Hervey	EDM	CB Adrion Smith
WR	Tony Miles	TOR	CB Omarr Morgan
RB	Mike Pringle	EDM	DB Donny Brady
RB	Charles Roberts	WPG	DB Clifford Ivory
QB	Anthony Calvillo	MTL	S Orlando Steinauer
K	Lawrence Tynes	OTT	KR Bashir Levingston
P	Noel Prefontaine	TOR	

2002 OFFENCE		DEFENCE	
C	Bryan Chiu	MTL	DT Doug Brown
G	Scott Flory	MTL	DT Denny Fortney
G	Jay McNeil	CGY	DE Joe Montford
T	Uzooama Okeke	MTL	DE Elfrid Payton
T	Dave Mudge	WPG	LB John Grace
WR	Milt Stegall	WPG	LB Barrin Simpson
WR	Terry Vaughn	EDM	LB Brendan Ayanbadejo
WR	Jason Tucker	EDM	CB Eric Carter
WR	Derick Armstrong	SSK	CB Omarr Morgan
RB	Charles Roberts	WPG	DB Barron Miles
RB	John Avery	EDM	DB Clifford Ivory
QB	Anthony Calvillo	MTL	S Orlando Steinauer
K	Sean Fleming	EDM	KR Corey Holmes
P	Noel Prefontaine	TOR	

**CFL ALL-STAR TEAMS - 1962 TO PRESENT**

**YEARS: 1992 to 2001**

2001 OFFENCE		DEFENCE	
<b>C</b>	Bryan Chiu MTL	<b>DT</b>	Doug Brown WPG
<b>G</b>	Jay McNeil CGY	<b>DT</b>	Joe Fleming CGY
<b>G</b>	Brett MacNeil WPG	<b>DE</b>	Elfrid Payton TOR
<b>T</b>	Bruce Beaton EDM	<b>DE</b>	Joe Montford HAM
<b>T</b>	Dave Mudge WPG	<b>LB</b>	Terry Ray EDM
<b>WR</b>	Milt Stegall WPG	<b>LB</b>	Barrin Simpson BC
<b>WR</b>	Terry Vaughn EDM	<b>LB</b>	Chris Shelling HAM
<b>WR</b>	Travis Moore CGY	<b>CB</b>	Eric Carter BC
<b>WR</b>	Ed Hervey EDM	<b>CB</b>	Wayne Shaw TOR
<b>RB</b>	Kelvin Anderson CGY	<b>DB</b>	Juran Bolden WPG
<b>RB</b>	Michael Jenkins TOR	<b>DB</b>	Harold Nash WPG
<b>QB</b>	Khari Jones WPG	<b>S</b>	Rob Hitchcock HAM
<b>K</b>	Paul Osbaldiston HAM	<b>KR</b>	Charles Roberts WPG
<b>P</b>	Terry Baker MTL		

2000 OFFENCE		DEFENCE	
<b>C</b>	Bryan Chiu MTL	<b>DT</b>	Demetrious Maxie SSK
<b>G</b>	Andrew Greene SSK	<b>DT</b>	Joe Fleming CGY
<b>G</b>	Pierre Vercheval MTL	<b>DE</b>	Shont'e Peoples CGY
<b>T</b>	Chris Perez BC	<b>DE</b>	Joe Montford HAM
<b>T</b>	Bruce Beaton EDM	<b>LB</b>	George White SSK
<b>WR</b>	Derrell Mitchell EDM	<b>LB</b>	Terry Ray EDM
<b>WR</b>	Milt Stegall WPG	<b>LB</b>	Alondra Johnson CGY
<b>WR</b>	Curtis Marsh SSK	<b>CB</b>	Marvin Coleman CGY
<b>WR</b>	Travis Moore CGY	<b>CB</b>	Davis Sanchez MTL
<b>RB</b>	Sean Millington BC	<b>DB</b>	Eddie Davis CGY
<b>RB</b>	Mike Pringle MTL	<b>DB</b>	Barron Miles MTL
<b>QB</b>	Dave Dickenson CGY	<b>S</b>	Greg Frers CGY
<b>K</b>	Lui Passaglia BC	<b>KR</b>	Albert Johnson III WPG
<b>P</b>	Noel Prefontaine TOR		

1999 OFFENCE		DEFENCE	
<b>C</b>	Jamie Taras BC	<b>DT</b>	Demetrious Maxie TOR
<b>G</b>	Leo Groenewegen EDM	<b>DT</b>	Johnny Scott BC
<b>G</b>	Pierre Vercheval MTL	<b>DE</b>	Daved Benefield BC
<b>T</b>	Uzooma Okeke MTL	<b>DE</b>	Joe Montford HAM
<b>T</b>	Rocco Romano CGY	<b>LB</b>	Calvin Tiggie HAM
<b>WR</b>	Darren Flutie HAM	<b>LB</b>	Michael O'Shea TOR
<b>WR</b>	Allen Pitts CGY	<b>LB</b>	Maurice Kelly WPG
<b>WR</b>	Ben Cahoon MTL	<b>CB</b>	William Hampton CGY
<b>WR</b>	Travis Moore CGY	<b>CB</b>	Adrion Smith TOR
<b>RB</b>	Kelvin Anderson CGY	<b>DB</b>	Gerald Vaughn HAM
<b>RB</b>	Mike Pringle MTL	<b>DB</b>	Barron Miles MTL
<b>QB</b>	Danny McManus HAM	<b>S</b>	Rob Hitchcock HAM
<b>K</b>	Mark McLoughlin CGY	<b>KR</b>	Jimmy Cunningham BC
<b>P</b>	Noel Prefontaine TOR		

1998 OFFENCE		DEFENCE	
<b>C</b>	Carl Coulter HAM	<b>DT</b>	Joe Fleming WPG
<b>G</b>	Fred Childress CGY	<b>DT</b>	Johnny Scott BC
<b>G</b>	Pierre Vercheval MTL	<b>DE</b>	Elfrid Payton MTL
<b>T</b>	Uzooma Okeke MTL	<b>DE</b>	Joe Montford HAM
<b>T</b>	Moe Elewonibi BC	<b>LB</b>	Calvin Tiggie HAM
<b>WR</b>	Derrell Mitchell TOR	<b>LB</b>	Willie Pless EDM
<b>WR</b>	Allen Pitts CGY	<b>LB</b>	Alondra Johnson CGY
<b>WR</b>	Don Narcisse SSK	<b>CB</b>	Eric Carter HAM
<b>WR</b>	Terry Vaughn CGY	<b>CB</b>	Steve Muhammad BC
<b>RB</b>	Kelvin Anderson CGY	<b>DB</b>	Gerald Vaughn HAM
<b>RB</b>	Mike Pringle MTL	<b>DB</b>	Orlando Steinauer HAM
<b>QB</b>	Jeff Garcia CGY	<b>S</b>	Dale Joseph BC
<b>K</b>	Paul Osbaldiston HAM	<b>KR</b>	Eric Blount WPG
<b>P</b>	Tony Martino CGY		

1997 OFFENCE		DEFENCE	
<b>C</b>	Mike Kiselak TOR	<b>DT</b>	Rob Waldrop TOR
<b>G</b>	Fred Childress CGY	<b>DT</b>	Doug Petersen MTL
<b>G</b>	Pierre Vercheval MTL	<b>DE</b>	Elfrid Payton MTL
<b>T</b>	Uzooma Okeke MTL	<b>DE</b>	Bobby Jurasin SSK
<b>T</b>	Neal Fort MTL	<b>LB</b>	Maurice Kelly BC
<b>WR</b>	Derrell Mitchell TOR	<b>LB</b>	Willie Pless EDM
<b>WR</b>	Darren Flutie HAM	<b>LB</b>	Shont'e Peoples WPG
<b>WR</b>	Alfred Jackson BC	<b>CB</b>	Kavis Reed EDM
<b>WR</b>	Milt Stegall WPG	<b>CB</b>	Marvin Coleman CGY
<b>RB</b>	Mike Pringle MTL	<b>DB</b>	Glenn Rogers Jr. EDM
<b>RB</b>	Robert Drummond TOR	<b>DB</b>	Johnnie Harris TOR
<b>QB</b>	Doug Flutie TOR	<b>S</b>	Lester Smith TOR
<b>P/K</b>	Mike Vanderjagt TOR	<b>KR</b>	Michael Clemons TOR

1996 OFFENCE		DEFENCE	
<b>C</b>	Mike Kiselak TOR	<b>DT</b>	Rob Waldrop TOR
<b>G</b>	Rocco Romano CGY	<b>DT</b>	Bennie Goods EDM
<b>G</b>	Leo Groenewegen EDM	<b>DE</b>	Malvin Hunter EDM
<b>T</b>	Chris Perez TOR	<b>DE</b>	Grant Carter MTL
<b>T</b>	Fred Childress CGY	<b>LB</b>	Tracy Gravely MTL
<b>WR</b>	Mac Cody HAM	<b>LB</b>	Willie Pless EDM
<b>WR</b>	Darren Flutie EDM	<b>LB</b>	K.D. Williams WPG
<b>WR</b>	Joseph Rogers OTT	<b>CB</b>	Al Jordan CGY
<b>WR</b>	Eddie Brown EDM	<b>CB</b>	Marvin Coleman CGY
<b>RB</b>	Robert Mimbs SSK	<b>DB</b>	Glenn Rogers Jr. EDM
<b>RB</b>	Robert Drummond TOR	<b>DB</b>	Charles Gordon MTL
<b>QB</b>	Doug Flutie TOR	<b>S</b>	Trent Brown EDM
<b>K</b>	Mark McLoughlin CGY	<b>KR</b>	Jimmy Cunningham TOR
<b>P</b>	Paul Osbaldiston HAM		

1995 OFFENCE		DEFENCE	
<b>C</b>	Mike Kiselak SA	<b>DT</b>	Bennie Goods EDM
<b>G</b>	Jamie Taras BC	<b>DT</b>	Jearld Baylis BAL
<b>G</b>	Mike Withycombe BAL	<b>DE</b>	Tim Cofield MEM
<b>T</b>	Rocco Romano CGY	<b>DE</b>	Will Johnson CGY
<b>T</b>	Neal Fort BAL	<b>LB</b>	Alondra Johnson CGY
<b>WR</b>	Dave Sapunjis CGY	<b>LB</b>	O.J. Brigrance BAL
<b>WR</b>	Allen Pitts CGY	<b>LB</b>	Willie Pless EDM
<b>WR</b>	Don Narcisse SSK	<b>CB</b>	Eric Carter HAM
<b>WR</b>	Earl Winfield HAM	<b>CB</b>	Irv Smith BAL
<b>RB</b>	Mike Pringle BAL	<b>DB</b>	Glenn Rogers Jr. EDM
<b>RB</b>	Mike Saunders SA	<b>DB</b>	Charles Anthony BAL
<b>QB</b>	Matt Dunigan BHM	<b>S</b>	Anthony Drawhorn BHM
<b>K</b>	Roman Anderson SA	<b>KR</b>	Chris Wright BAL
<b>P</b>	Josh Miller BAL		

1994 OFFENCE		DEFENCE	
<b>C</b>	Mike Anderson SSK	<b>DT</b>	Bennie Goods EDM
<b>G</b>	Pierre Vercheval TOR	<b>DT</b>	Rodney Harding TOR
<b>G</b>	Rocco Romano CGY	<b>DE</b>	Will Johnson CGY
<b>T</b>	Shar Pourdanesh BAL	<b>DE</b>	Tim Cofield HAM
<b>T</b>	Chris Walby WPG	<b>LB</b>	Ron Goetz SSK
<b>WR</b>	Allen Pitts CGY	<b>LB</b>	Willie Pless EDM
<b>WR</b>	Gerald Wilcox WPG	<b>LB</b>	Calvin Tiggie TOR
<b>WR</b>	Paul Masotti TOR	<b>CB</b>	Less Browne BC
<b>WR</b>	Rod Harris SAC	<b>CB</b>	Irv Smith BAL
<b>RB</b>	Mike Pringle BAL	<b>DB</b>	Charles Gordon BC
<b>RB</b>	Sean Millington BC	<b>DB</b>	Robert Holland EDM
<b>QB</b>	Doug Flutie CGY	<b>S</b>	Greg Knox CGY
<b>K</b>	Mark McLoughlin CGY	<b>KR</b>	Henry Williams EDM
<b>P</b>	Josh Miller BAL		

1993 OFFENCE		DEFENCE	
<b>C</b>	Rod Connop EDM	<b>DT</b>	Jearld Baylis SSK
<b>G</b>	David Black WPG	<b>DT</b>	Harald Hasselbach CGY
<b>G</b>	Rob Smith BC	<b>DE</b>	Will Johnson CGY
<b>T</b>	Bruce Covernton CGY	<b>DE</b>	Tim Cofield HAM
<b>T</b>	Chris Walby WPG	<b>LB</b>	Elfrid Payton WPG
<b>WR</b>	David Williams WPG	<b>LB</b>	Willie Pless EDM
<b>WR</b>	Rod Harris SAC	<b>LB</b>	John Motton HAM
<b>WR</b>	Ray Elgaard SSK	<b>CB</b>	Karl Anthony CGY
<b>WR</b>	Dave Sapunjis CGY	<b>CB</b>	Barry Wilburn SSK
<b>RB</b>	Mike Richardson WPG	<b>DB</b>	Don Wilson EDM
<b>RB</b>	Sean Millington BC	<b>DB</b>	Darryl Sampson WPG
<b>QB</b>	Doug Flutie CGY	<b>S</b>	Glen Suito SSK
<b>K</b>	Dave Ridgway SSK	<b>KR</b>	Henry Williams EDM
<b>P</b>	Bob Cameron WPG		

1992 OFFENCE		DEFENCE	
<b>C</b>	Rod Connop EDM	<b>DT</b>	Rodney Harding TOR
<b>G</b>	Pierre Vercheval EDM	<b>DT</b>	Jearld Baylis SSK
<b>G</b>	Rocco Romano CGY	<b>DE</b>	Will Johnson CGY
<b>T</b>	Rob Smith OTT	<b>DE</b>	Bobby Jurasin SSK
<b>T</b>	Vic Stevenson SSK	<b>LB</b>	Angelo Snipes OTT
<b>WR</b>	Ray Elgaard SSK	<b>LB</b>	Willie Pless EDM
<b>WR</b>	Allen Pitts CGY	<b>LB</b>	John Motton HAM
<b>WR</b>	Stephen Jones OTT	<b>CB</b>	Less Browne OTT
<b>WR</b>	Jim Sandusky EDM	<b>CB</b>	Junior Thurman CGY
<b>RB</b>	Mike Richardson WPG	<b>DB</b>	Anthony Drawhorn OTT
<b>RB</b>	Blake Marshall EDM	<b>DB</b>	Darryl Hall CGY
<b>QB</b>	Doug Flutie CGY	<b>S</b>	Glen Suito SSK
<b>K</b>	Troy Westwood WPG	<b>KR</b>	Henry Williams EDM
<b>P</b>	Hank Ilesic TOR		

**CFL ALL-STAR TEAMS - 1962 TO PRESENT**

**YEARS: 1982 to 1991**

1991 OFFENCE			DEFENCE		
C	Rod Connop	EDM	DT	Harold Hallman	TOR
G	Leo Groenewegen	BC	DT	Brett Williams	EDM
G	Dan Ferrone	TOR	DE	Will Johnson	CGY
T	Jim Mills	BC	DE	Mike Campbell	TOR
T	Chris Walby	WPG	LB	Darryl Ford	TOR
WR	Matt Clark	BC	LB	Willie Pless	EDM
WR	Allen Pitts	CGY	LB	Greg Battle	WPG
WR	Ray Alexander	BC	CB	Less Browne	WPG
WR	Raghib Ismail	TOR	CB	Junior Thurman	CGY
RB	Robert Mimbs	WPG	DB	Darryl Hall	CGY
RB	Blake Marshall	EDM	DB	Don Wilson	TOR
QB	Doug Flutie	BC	S	Glen Sutor	SSK
K	Lance Chomyc	TOR	KR	Henry Williams	EDM
P	Hank Ilesic	TOR			

1990 OFFENCE			DEFENCE		
C	Rod Connop	EDM	DT	Harold Hallman	TOR
G	Roger Aldag	SSK	DT	Kent Warnock	CGY
G	Dan Ferrone	TOR	DE	Stewart Hill	EDM
T	Jim Mills	BC	DE	Gregg Stumon	OTT
T	Chris Walby	WPG	LB	Danny Bass	EDM
WR	Darrell Smith	TOR	LB	Willie Pless	BC
WR	Craig Ellis	EDM	LB	Greg Battle	WPG
WR	Stephen Jones	OTT	CB	Less Browne	WPG
WR	Don Narcisse	SSK	CB	Rod Hill	WPG
RB	Robert Mimbs	WPG	DB	Troy Wilson	OTT
RB	Blake Marshall	EDM	DB	Don Wilson	TOR
QB	Kent Austin	SSK	S	Greg Peterson	CGY
K	Dave Ridgway	SSK	KR	Michael Clemons	TOR
P	Bob Cameron	WPG			

1989 OFFENCE			DEFENCE		
C	Rod Connop	EDM	DT	Harold Hallman	TOR
G	Roger Aldag	SSK	DT	Mike Walker	HAM
G	Jason Riley	HAM	DE	Grover Covington	HAM
T	Chris Walby	WPG	DE	Stewart Hill	EDM
T	Miles Gorrell	HAM	LB	Danny Bass	EDM
WR	Rocky DiPietro	HAM	LB	Eddie Lowe	SSK
WR	Craig Ellis	EDM	LB	James West	WPG
WR	Tony Champion	HAM	CB	Rod Hill	WPG
WR	Don Narcisse	SSK	CB	Stanley Blair	EDM
RB	Tim McCray	SSK	DB	Don Wilson	TOR
RB	Reggie Taylor	EDM	DB	Enis Jackson	EDM
QB	Tracy Ham	EDM	S	Scott Flagel	OTT
K	Dave Ridgway	SSK	KR	Tony Hunter	EDM
P	Bob Cameron	WPG			

1988 OFFENCE			DEFENCE		
C	Ian Beckstead	TOR	DT	Mike Walker	HAM
G	Roger Aldag	SSK	DT	Brett Williams	EDM
G	Gerald Roper	BC	DE	Grover Covington	HAM
T	Chris Schultz	TOR	DE	Bobby Jurasin	SSK
T	Jim Mills	BC	LB	Danny Bass	EDM
WR	Ray Elgaard	SSK	LB	Gregg Stumon	BC
WR	Emanuel Tolbert	CGY	LB	Willie Pless	TOR
WR	David Williams	BC	CB	Stanley Blair	EDM
WR	James Murphy	WPG	CB	Reggie Pleasant	TOR
RB	Anthony Cherry	BC	DB	Selwyn Drain	TOR
RB	Gill Fenerty	TOR	DB	Howard Fields	HAM
QB	Matt Dunigan	BC	S	Bennie Thompson	WPG
K	Dave Ridgway	SSK	KR	Earl Winfield	HAM
P	Bob Cameron	WPG			

1987 OFFENCE			DEFENCE		
C	Rod Connop	EDM	DT	Mike Walker	HAM
G	Roger Aldag	SSK	DT	Jearld Baylis	TOR
G	Dan Ferrone	TOR	DE	Gregg Stumon	BC
T	Chris Walby	WPG	DE	Bobby Jurasin	SSK
T	Chris Schultz	TOR	LB	James West	WPG
WR	Darrell Smith	TOR	LB	Tyrone Jones	WPG
WR	Perry Tuttle	WPG	LB	Kevin Konar	BC
WR	Brian Kelly	EDM	CB	Roy Bennett	WPG
WR	Jim Sandusky	BC	CB	James Jefferson	WPG
RB	Willard Reaves	WPG	DB	Larry Crawford	BC
RB	Gill Fenerty	TOR	DB	Ken Hailey	WPG
QB	Tom Clements	WPG	S	Scott Flagel	WPG
K	Dave Ridgway	SSK	KR	Henry Williams	EDM
P	Hank Ilesic	TOR			

1986 OFFENCE			DEFENCE		
C	Bob Poley	CGY	DT	Harold Hallman	CGY
G	Roger Aldag	SSK	DT	Brett Williams	MTL
G	Leo Blanchard	EDM	DE	James Parker	BC
T	Chris Walby	WPG	DE	Grover Covington	HAM
T	Rudy Phillips	EDM	LB	Danny Bass	EDM
WR	Joe Poplawski	WPG	LB	Tyrone Jones	WPG
WR	Rocky DiPietro	HAM	LB	Willie Pless	TOR
WR	James Murphy	WPG	CB	Roy Bennett	WPG
WR	James Hood	MTL	CB	Less Browne	HAM
RB	Gary Allen	CGY	DB	Larry Crawford	BC
RB	Bobby Johnson	SSK	DB	Mark Streeter	HAM
QB	Rick Johnson	CGY	S	Scott Flagel	WPG
K	Lance Chomyc	TOR	KR	Gary Allen	CGY
P	Hank Ilesic	TOR			

1985 OFFENCE			DEFENCE		
C	John Bonk	WPG	DT	Mike Gray	BC
G	Dan Ferrone	TOR	DT	James Curry	TOR
G	Nick Bastaja	WPG	DE	Grover Covington	HAM
T	John Blain	BC	DE	James Parker	BC
T	Chris Walby	WPG	LB	Ben Zambiasi	HAM
TE/SB	Ray Elgaard	SSK	LB	Tyrone Jones	WPG
WR	Joe Poplawski	WPG	LB	Kevin Konar	BC
WR	Mervyn Fernandez	BC	CB	Darnell Clash	BC
WR	Jeff Boyd	WPG	CB	Less Browne	HAM
RB	Willard Reaves	WPG	DB	Ken Hailey	WPG
RB	Keyvan Jenkins	BC	DB	Howard Fields	HAM
QB	Matt Dunigan	EDM	S	Paul Bennett	HAM
K	Trevor Kennerd	WPG	P	Ken Clark	OTT

1984 OFFENCE			DEFENCE		
C	John Bonk	WPG	DT	James Curry	TOR
G	Nick Bastaja	WPG	DT	Mack Moore	BC
G	Dan Ferrone	TOR	DE	Steve Raquet	MTL
T	Chris Walby	WPG	DE	James Parker	BC
T	John Blain	BC	LB	Aaron Brown	WPG
TE/SB	Nick Arakgi	MTL	LB	Tyrone Jones	WPG
WR	Joe Poplawski	WPG	LB	Stewart Hill	EDM
WR	Brian Kelly	EDM	CB	David Shaw	WPG
WR	Mervyn Fernandez	BC	CB	Harry Skipper	MTL
RB	Willard Reaves	WPG	DB	Ken Hailey	WPG
RB	Dwaine Wilson	MTL	DB	Larry Crawford	BC
QB	Tom Clements	WPG	S	Laurent Deslauriers	EDM
P	Bernie Ruoff	HAM	K	Lui Passaglia	BC

1983 OFFENCE			DEFENCE		
C	John Bonk	WPG	DT	Mack Moore	BC
G	Leo Blanchard	EDM	DT	Gary Dulin	OTT
G	Rudy Phillips	OTT	DE	Greg Marshall	OTT
T	John Blain	BC	DE	Rick Mohr	TOR
T	Kevin Powell	OTT	LB	Danny Bass	CGY
WR	Tom Scott	EDM	LB	Delbert Fowler	MTL
WR	Ron Robinson	MTL	LB	Vince Goldsmith	SSK
WR	Brian Kelly	EDM	CB	Harry Skipper	MTL
WR	Terry Greer	TOR	CB	Kerry Parker	BC
RB	Alvin 'Skip' Walker	OTT	DB	Larry Crawford	BC
RB	Johnny Shepherd	HAM	DB	Richard Hall	CGY
QB	Warren Moon	EDM	DB	Carl Brazley	TOR
P/K	Lui Passaglia	BC	S	Paul Bennett	WPG

1982 OFFENCE			DEFENCE		
C	John Bonk	WPG	DT	Mike Samples	SSK
G	Val Belcher	OTT	DT	John Helton	WPG
G	Rudy Phillips	OTT	DE	Nick Hebler	BC
T	Bobby Thompson	WPG	DE	Pete Catan	WPG
T	Lloyd Fairbanks	CGY	LB	Danny Bass	CGY
WR	Tom Scott	EDM	LB	James Parker	EDM
WR	Joey Walters	SSK	LB	Ben Zambiasi	HAM
WR	Terry Greer	TOR	CB	David Shaw	HAM
WR	Keith Baker	HAM	CB	Ray Odums	CGY
RB	Alvin 'Skip' Walker	OTT	DB	Vince Phason	WPG
RB	William Miller	WPG	DB	Fran McDermott	SSK
QB	Condredge Holloway	TOR	S	Zac Henderson	TOR
P	Ken Clark	SSK	K	Dave Ridgway	SSK



**CFL ALL-STAR TEAMS - 1962 TO PRESENT**

**YEARS: 1972 to 1981**

1981 OFFENCE		DEFENCE		
<b>C</b>	Al Wilson	BC	<b>DT</b>	Dave Fennell EDM
<b>G</b>	Val Belcher	OTT	<b>DT</b>	Mike Raines OTT
<b>G</b>	Larry Butler	WPG	<b>DE</b>	David Boone EDM
<b>T</b>	Bill Stevenson	EDM	<b>DE</b>	Greg Marshall OTT
<b>T</b>	Hector Pothier	EDM	<b>LB</b>	Dan Kepley EDM
<b>WR</b>	Joe Poplawski	WPG	<b>LB</b>	Ben Zambiasi HAM
<b>WR</b>	Joey Walters	SSK	<b>LB</b>	James Parker EDM
<b>WR</b>	Brian Kelly	EDM	<b>DB</b>	Ray Odums CGY
<b>WR</b>	James Scott	MTL	<b>DB</b>	David Shaw HAM
<b>RB</b>	Larry Key	BC	<b>DB</b>	Harold Woods HAM
<b>RB</b>	Jim Germany	EDM	<b>DB</b>	Ed Jones EDM
<b>QB</b>	Dieter Brock	WPG	<b>DB</b>	Randy Rhino OTT
<b>K</b>	Trevor Kennerd	WPG	<b>P</b>	Hank Ilesic EDM

1980 OFFENCE		DEFENCE		
<b>C</b>	Al Wilson	BC	<b>DT</b>	Dave Fennell EDM
<b>G</b>	Larry Butler	WPG	<b>DT</b>	Bruce Clark TOR
<b>G</b>	Val Belcher	OTT	<b>DE</b>	Ron Estay EDM
<b>T</b>	Mike Wilson	EDM	<b>DE</b>	Reggie Lewis CGY
<b>T</b>	Butch Norman	WPG	<b>LB</b>	Dan Kepley EDM
<b>TE</b>	Tony Gabriel	OTT	<b>LB</b>	Ben Zambiasi HAM
<b>WR</b>	Tom Scott	EDM	<b>LB</b>	Dale Potter EDM
<b>WR</b>	Brian Kelly	EDM	<b>DB</b>	Ray Odums CGY
<b>WR</b>	Mike Holmes	WPG	<b>DB</b>	Dickie Harris MTL
<b>RB</b>	James Sykes	CGY	<b>DB</b>	David Shaw HAM
<b>RB</b>	William Miller	WPG	<b>DB</b>	Ed Jones EDM
<b>QB</b>	Dieter Brock	WPG	<b>DB</b>	Greg Butler EDM
<b>K</b>	Bernie Ruoff	HAM	<b>DB</b>	Ken McEachern SSK
<b>P</b>	Hank Ilesic			

1979 OFFENCE		DEFENCE		
<b>C</b>	Al Wilson	BC	<b>DT</b>	Dave Fennell EDM
<b>G</b>	Ray Watrin	MTL	<b>DT</b>	John Helton WPG
<b>G</b>	Larry Butler	HAM	<b>DE</b>	Junior Ah You MTL
<b>T</b>	Mike Wilson	EDM	<b>DE</b>	Reggie Lewis CGY
<b>T</b>	Lloyd Fairbanks	CGY	<b>LB</b>	Dan Kepley EDM
<b>TE</b>	Tony Gabriel	OTT	<b>LB</b>	Ben Zambiasi HAM
<b>WR</b>	Willie Armstead	CGY	<b>LB</b>	Ron Foxx OTT
<b>WR</b>	Waddell Smith	EDM	<b>DB</b>	Dickie Harris MTL
<b>WR</b>	Brian Kelly	EDM	<b>DB</b>	Mike Nelms OTT
<b>RB</b>	Larry Key	BC	<b>DB</b>	Greg Butler EDM
<b>RB</b>	David Green	MTL	<b>DB</b>	Ed Jones EDM
<b>QB</b>	Tom Wilkinson	EDM	<b>DB</b>	Al Burleson CGY
<b>K</b>	Lui Passaglia	BC	<b>P</b>	Hank Ilesic EDM

1978 OFFENCE		DEFENCE		
<b>C</b>	Al Wilson	BC	<b>DT</b>	Dave Fennell EDM
<b>G</b>	Harold Holton	CGY	<b>DT</b>	John Helton CGY
<b>G</b>	Bill Stevenson	EDM	<b>DE</b>	Mike Fanucci OTT
<b>T</b>	Jim Coope	OTT	<b>DE</b>	Reggie Lewis CGY
<b>T</b>	Dan Yochum	MTL	<b>LB</b>	Dan Kepley EDM
<b>TE</b>	Tony Gabriel	OTT	<b>LB</b>	Ben Zambiasi HAM
<b>WR</b>	Tom Scott	EDM	<b>LB</b>	Chuck Zapiec MTL
<b>WR</b>	Joe Poplawski	WPG	<b>DB</b>	Joe Hollimon EDM
<b>WR</b>	Bob Gaddis	MTL	<b>DB</b>	Dickie Harris MTL
<b>RB</b>	James Sykes	CGY	<b>DB</b>	Larry Brune OTT
<b>RB</b>	Mike Strickland	SSK	<b>DB</b>	Greg Butler EDM
<b>QB</b>	Tom Wilkinson	EDM	<b>DB</b>	Randy Rhino MTL
<b>K</b>	Dave Cutler	EDM	<b>P</b>	Hank Ilesic EDM

1977 OFFENCE		DEFENCE		
<b>C</b>	Al Wilson	BC	<b>DT</b>	Glen Weir MTL
<b>G</b>	Jeff Turcotte	OTT	<b>DT</b>	Dave Fennell EDM
<b>G</b>	Ralph Galloway	SSK	<b>DE</b>	Jim Corrigan TOR
<b>T</b>	Mike Wilson	TOR	<b>DE</b>	Ron Estay EDM
<b>T</b>	Dan Yochum	MTL	<b>LB</b>	Dan Kepley EDM
<b>TE</b>	Tony Gabriel	OTT	<b>LB</b>	Mike Widger OTT
<b>WR</b>	Tom Scott	WPG	<b>LB</b>	Chuck Zapiec MTL
<b>WR</b>	Tom Forzani	CGY	<b>DB</b>	Dickie Harris MTL
<b>WR</b>	Leon Bright	BC	<b>DB</b>	Larry Highbaugh EDM
<b>RB</b>	Jimmy Edwards	HAM	<b>DB</b>	Paul Bennett TOR
<b>RB</b>	Jim Washington	WPG	<b>DB</b>	Pete Lavorato EDM
<b>QB</b>	Jerry Tagge	BC	<b>DB</b>	Randy Rhino MTL
<b>K</b>	Dave Cutler	EDM	<b>P</b>	Ken Clark HAM

1976 OFFENCE		DEFENCE		
<b>C</b>	Al Wilson	BC	<b>DT</b>	Granville Liggins TOR
<b>G</b>	Ralph Galloway	SSK	<b>DT</b>	John Helton CGY
<b>G</b>	Dave Barggins	MTL	<b>DE</b>	Bill Baker BC
<b>T</b>	Dan Yochum	MTL	<b>DE</b>	Junior Ah You MTL
<b>T</b>	Butch Norman	WPG	<b>LB</b>	Harry Walters WPG
<b>TE</b>	Tony Gabriel	OTT	<b>LB</b>	Mark Kosmos OTT
<b>WR</b>	Rhett Dawson	SSK	<b>LB</b>	Roger Goree SSK
<b>WR</b>	George McGowan	EDM	<b>DB</b>	Lorne Richardson SSK
<b>RB</b>	Jimmy Edwards	HAM	<b>DB</b>	Brian Herosian WPG
<b>RB</b>	Jim Washington	WPG	<b>DB</b>	Dickie Harris MTL
<b>RB</b>	Art Green	OTT	<b>DB</b>	David Shaw HAM
<b>QB</b>	Ron Lancaster	SSK	<b>DB</b>	Paul Williams SSK
			<b>DB</b>	Lewis Porter HAM

1975 OFFENCE		DEFENCE		
<b>C</b>	Al Wilson	BC	<b>DT</b>	John Helton CGY
<b>C</b>	Wayne Conrad	MTL	<b>DT</b>	Glen Weir MTL
<b>G</b>	Dave Braggins	MTL	<b>DE</b>	Jim Corrigan TOR
<b>G</b>	Willie Martin	EDM	<b>DE</b>	Bill Baker BC
<b>T</b>	Charlie Turner	EDM	<b>LB</b>	Jerry Campbell OTT
<b>T</b>	Dan Yochum	MTL	<b>LB</b>	Larry Cameron BC
<b>TE</b>	Peter Dalla Riva	MTL	<b>LB</b>	Mike Widger MTL
<b>TE</b>	Tony Gabriel	OTT	<b>DB</b>	Rod Woodward OTT
<b>SB</b>	Johnny Rodgers	MTL	<b>DB</b>	Dick Adams OTT
<b>WR</b>	George McGowan	EDM	<b>DB</b>	Lorne Richardson SSK
<b>RB</b>	Art Green	OTT	<b>DB</b>	Vern Roberson CGY
<b>RB</b>	Willie Burden	CGY	<b>DB</b>	Dickie Harris MTL
<b>QB</b>	Ron Lancaster	SSK		

1974 OFFENCE		DEFENCE		
<b>C</b>	Bob Swift	WPG	<b>DT</b>	John Helton CGY
<b>G</b>	Ed George	MTL	<b>DT</b>	Jim Stillwagon TOR
<b>G</b>	Curtis Wester	BC	<b>DE</b>	Wayne Smith OTT
<b>T</b>	Charlie Turner	EDM	<b>DE</b>	George Wells SSK
<b>T</b>	Larry Watkins	EDM	<b>LB</b>	Jerry Campbell OTT
<b>TE</b>	Tony Gabriel	HAM	<b>LB</b>	Mike Widger MTL
<b>WR</b>	Rheme Nixon	OTT	<b>LB</b>	Roger Goree CGY
<b>WR</b>	Johnny Rodgers	MTL	<b>DB</b>	Al Marcelin OTT
<b>RB</b>	Roy Bell	EDM	<b>DB</b>	Dick Adams OTT
<b>RB</b>	Lou Harris	BC	<b>DB</b>	Larry Highbaugh EDM
<b>FB</b>	George Reed	SSK	<b>DB</b>	Paul Williams WPG
<b>QB</b>	Tom Wilkinson	EDM	<b>DB</b>	Lorne Richardson SSK
			<b>DB</b>	Dickie Harris MTL

1973 OFFENCE		DEFENCE		
<b>C</b>	Paul Desjardins	TOR	<b>DT</b>	John Helton CGY
<b>G</b>	Jack Abendschan	SSK	<b>DT</b>	Rudy Sims OTT
<b>G</b>	Ed George	MTL	<b>DE</b>	Bill Baker SSK
<b>T</b>	Bill Frank	WPG	<b>DE</b>	Jim Corrigan TOR
<b>T</b>	Charlie Turner	EDM	<b>LB</b>	Jerry Campbell OTT
<b>TE</b>	Peter Dalla Riva	MTL	<b>LB</b>	Ray Nettles BC
<b>WR</b>	George McGowan	EDM	<b>LB</b>	Mike Widger MTL
<b>WR</b>	Johnny Rodgers	MTL	<b>LB</b>	Lorne Richardson SSK
<b>RB</b>	John Harvey	MTL	<b>DB</b>	Larry Highbaugh EDM
<b>RB</b>	Roy Bell	EDM	<b>DB</b>	Al Marcelin OTT
<b>FB</b>	George Reed	SSK	<b>DB</b>	Lewis Porter HAM
<b>QB</b>	Ron Lancaster	SSK	<b>DB</b>	Dick Adams OTT

1972 OFFENCE		DEFENCE		
<b>C</b>	Bob Swift	WPG	<b>DT</b>	Jim Stillwagon TOR
<b>G</b>	Bob Lueck	WPG	<b>DT</b>	John Helton CGY
<b>G</b>	Jack Abendschan	SSK	<b>DE</b>	Bill Baker SSK
<b>T</b>	Bill Frank	WPG	<b>DE</b>	Wayne Smith OTT
<b>T</b>	Ed George	MTL	<b>LB</b>	Ray Nettles BC
<b>TE</b>	Peter Dalla Riva	MTL	<b>LB</b>	Jerry Campbell OTT
<b>TE</b>	Tony Gabriel	HAM	<b>LB</b>	Dave Gasser EDM
<b>WR</b>	Garney Henley	HAM	<b>DB</b>	Al Brenner HAM
<b>WR</b>	Jim Young	BC	<b>DB</b>	Johnny Williams HAM
<b>RB</b>	Mack Herron	WPG	<b>DB</b>	Grady Cavness WPG
<b>RB</b>	Dave Buchanan	HAM	<b>DB</b>	Dick Adams OTT
<b>FB</b>	George Reed	SSK	<b>DB</b>	Marv Luster TOR



**CFL ALL-STAR TEAMS - 1962 TO PRESENT**

**YEARS: 1962 to 1971**

1971 OFFENCE		DEFENCE	
<b>C</b>	Bob Swift WPG	<b>DT</b>	John Helton CGY
<b>G</b>	Jack Abendschan SSK	<b>DT</b>	Jim Stillwagon TOR
<b>G</b>	Granville Liggins CGY	<b>DE</b>	Jim Corrigan TOR
<b>T</b>	Bill Frank WPG	<b>DE</b>	Craig Koinzan CGY
<b>T</b>	Ed George MTL	<b>LB</b>	Jerry Campbell OTT
<b>TE</b>	Mel Profit TOR	<b>LB</b>	Wayne Harris CGY
<b>SE</b>	Jim Thorpe WPG	<b>LB</b>	Mark Kosmos MTL
<b>FL</b>	Bob LaRose WPG	<b>DB</b>	Frank Andruski CGY
<b>HB</b>	Leon McQuay TOR	<b>DB</b>	Dick Dupuis EDM
<b>HB</b>	Jim Evenson BC	<b>DB</b>	Dick Thornton TOR
<b>FB</b>	George Reed SSK	<b>DB</b>	Marv Luster TOR
<b>QB</b>	Don Jonas WPG	<b>DB</b>	Garney Henley HAM

1970 OFFENCE		DEFENCE	
<b>C</b>	Ted Urness SSK	<b>DT</b>	Angelo Mosca HAM
<b>G</b>	Bill Danychuk HAM	<b>DT</b>	Greg Pipes EDM
<b>G</b>	Charlie Bray TOR	<b>DE</b>	Steve Smear MTL
<b>G</b>	Ken Sugarman BC	<b>DE</b>	Ed Harrington TOR
<b>T</b>	Bill Frank WPG	<b>LB</b>	Jerry Campbell OTT
<b>T</b>	Ellison Kelly HAM	<b>LB</b>	Wayne Harris CGY
<b>TE</b>	Herm Harrison CGY	<b>LB</b>	Greg Findlay BC
<b>SE</b>	Tommy Joe Coffey HAM	<b>DB</b>	John Wydareny EDM
<b>FL</b>	Jim Thorpe WPG	<b>DB</b>	Al Phaneuf MTL
<b>HB</b>	Bill Symons TOR	<b>DB</b>	Al Marcellin OTT
<b>HB</b>	Hugh McKinnis CGY	<b>DB</b>	Marv Luster TOR
<b>FB</b>	Jim Evenson BC	<b>DB</b>	Garney Henley HAM
<b>QB</b>	Ron Lancaster SSK		

1969 OFFENCE		DEFENCE	
<b>C</b>	Ted Urness SSK	<b>DT</b>	Ed McQuarters SSK
<b>G</b>	Jack Abendschan SSK	<b>DT</b>	John Lagrone EDM
<b>G</b>	Charlie Bray TOR	<b>DE</b>	Billy Joe Booth OTT
<b>T</b>	Clyde Brock SSK	<b>DE</b>	Ed Harrington TOR
<b>T</b>	Ellison Kelly HAM	<b>LB</b>	Ken Lehmann OTT
<b>TE</b>	Herm Harrison CGY	<b>LB</b>	Jerry Campbell OTT
<b>SE</b>	Margene Adkins OTT	<b>LB</b>	Phil Minnick WPG
<b>FL</b>	Ken Nielsen WPG	<b>DB</b>	John Wydareny EDM
<b>HB</b>	Dave Raimy TOR	<b>DB</b>	Larry Fairholm MTL
<b>HB</b>	Vic Washington OTT	<b>DB</b>	Bruce Bennett SSK
<b>FB</b>	George Reed SSK	<b>DB</b>	Marv Luster TOR
<b>QB</b>	Russ Jackson OTT	<b>DB</b>	Garney Henley HAM
		<b>DB</b>	Don Sutherin OTT

1968 OFFENCE		DEFENCE	
<b>C</b>	Ted Urness SSK	<b>DT</b>	Ed McQuarters SSK
<b>G</b>	Charlie Parker MTL	<b>DT</b>	John Lagrone EDM
<b>G</b>	Bill Danychuk HAM	<b>DE</b>	Billy Ray Locklin HAM
<b>T</b>	Bill Frank TOR	<b>DE</b>	Ed Harrington TOR
<b>T</b>	Clyde Brock SSK	<b>LB</b>	Ken Lehmann OTT
<b>TE</b>	Herm Harrison CGY	<b>LB</b>	Wayne Harris CGY
<b>SE</b>	Tommy Joe Coffey HAM	<b>LB</b>	Wally Dempsey SSK
<b>FL</b>	Ken Nielsen WPG	<b>DB</b>	Bob Kosid SSK
<b>HB</b>	Bill Symons TOR	<b>DB</b>	Frank Andruski CGY
<b>HB</b>	Vic Washington OTT	<b>DB</b>	Ed Learn TOR
<b>FB</b>	George Reed SSK	<b>DB</b>	Marv Luster TOR
<b>QB</b>	Russ Jackson OTT	<b>DB</b>	Garney Henley HAM

1967 OFFENCE		DEFENCE	
<b>C</b>	Ted Urness SSK	<b>DT</b>	John Barrow HAM
<b>G</b>	Jack Abendschan SSK	<b>DT</b>	Ed McQuarters SSK
<b>G</b>	Roger Perdrix OTT	<b>DE</b>	E.A. Sims EDM
<b>T</b>	Clyde Brock SSK	<b>DE</b>	John Baker MTL
<b>T</b>	Bill Frank TOR	<b>LB</b>	Garner Ekstran SSK
<b>E</b>	Terry Evanshen CGY	<b>LB</b>	Wayne Harris CGY
<b>E</b>	Tommy Joe Coffey HAM	<b>LB</b>	Wayne Shaw SSK
<b>FL</b>	Whit Tucker OTT	<b>DB</b>	Jerry Keeling CGY
<b>HB</b>	Bo Scott OTT	<b>DB</b>	Phil Brady MTL
<b>HB</b>	Jim Thomas EDM	<b>DB</b>	Gene Gaines OTT
<b>FB</b>	George Reed SSK	<b>DB</b>	Garney Henley HAM
<b>QB</b>	Peter Liske CGY	<b>DB</b>	Frank Andruski CGY

1966 OFFENCE		DEFENCE	
<b>C</b>	Ted Urness SSK	<b>DT</b>	John Barrow HAM
<b>G</b>	Chuck Walton HAM	<b>DT</b>	Don Luzzi CGY
<b>G</b>	Al Benecick SSK	<b>DE</b>	E.A. Sims EDM
<b>T</b>	Frank Rigney WPG	<b>DE</b>	Billy Ray Locklin HAM
<b>T</b>	Bill Frank TOR	<b>LB</b>	Ken Lehmann OTT
<b>E</b>	Tommy Joe Coffey EDM	<b>LB</b>	Wayne Harris CGY
<b>E</b>	Jim Worden SSK	<b>LB</b>	Phil Minnick WPG
<b>FL</b>	Hugh Campbell SSK	<b>DB</b>	Gene Gaines OTT
<b>HB</b>	Dave Raimy WPG	<b>DB</b>	Garney Henley HAM
<b>HB</b>	Jim Thomas EDM	<b>DB</b>	Marv Luster TOR
<b>FB</b>	George Reed SSK	<b>DB</b>	Ed Ulmer WPG
<b>QB</b>	Russ Jackson OTT	<b>DB</b>	Joe Poirier OTT

1965 OFFENCE		DEFENCE	
<b>C</b>	Ted Urness SSK	<b>DT</b>	John Barrow HAM
<b>G</b>	Tony Pajaczkowski CGY	<b>DT</b>	Pat Holmes CGY
<b>G</b>	Al Benecick SSK	<b>DE</b>	Dick Fouts BC
<b>T</b>	Frank Rigney WPG	<b>DE</b>	Billy Ray Locklin HAM
<b>T</b>	Bronko Nagurski HAM	<b>LB</b>	Ken Lehmann OTT
<b>E</b>	Tommy Joe Coffey EDM	<b>LB</b>	Wayne Harris CGY
<b>E</b>	Ted Watkins OTT	<b>LB</b>	Zeno Karcz HAM
<b>FL</b>	Hugh Campbell SSK	<b>DB</b>	Jerry Keeling CGY
<b>HB</b>	Lovell Coleman CGY	<b>DB</b>	Billy Wayte HAM
<b>HB</b>	Bo Scott OTT	<b>DB</b>	Gene Gaines OTT
<b>FB</b>	George Reed SSK	<b>DB</b>	Garney Henley HAM
<b>QB</b>	Ken Ploen WPG	<b>DB</b>	Dick Thornton WPG

1964 OFFENCE		DEFENCE	
<b>C</b>	Chet Miksza HAM	<b>DT</b>	John Barrow HAM
<b>G</b>	Tony Pajaczkowski CGY	<b>DT</b>	Mike Cacic BC
<b>G</b>	Ellison Kelly HAM	<b>DE</b>	Dick Fouts BC
<b>G</b>	Al Benecick SSK	<b>DE</b>	Pete Neumann HAM
<b>T</b>	Roger Kramer OTT	<b>MG</b>	Tom Brown BC
<b>T</b>	Lonnie Dennis BC	<b>LB</b>	Wayne Harris CGY
<b>E</b>	Hal Patterson HAM	<b>LB</b>	Ron Brewer TOR
<b>E</b>	Tommy Joe Coffey EDM	<b>LB</b>	Bobby Kuntz HAM
<b>FL</b>	Tommy Grant HAM	<b>DB</b>	Bill Munsey BC
<b>HB</b>	Ed Buchanan SSK	<b>DB</b>	Jerry Keeling CGY
<b>HB</b>	Dick Shatto TOR	<b>DB</b>	Bob Ptacek SSK
<b>FB</b>	Lovell Coleman CGY	<b>DB</b>	Don Sutherin HAM
<b>QB</b>	Joe Kapp BC	<b>DB</b>	Garney Henley HAM

1963 OFFENCE		DEFENCE	
<b>C</b>	Milt Crain MTL	<b>DT</b>	Don Luzzi CGY
<b>G</b>	Tony Pajaczkowski CGY	<b>DT</b>	Angelo Mosca HAM
<b>G</b>	Tom Hinton BC	<b>DE</b>	Garner Ekstran SSK
<b>T</b>	Roger Kramer OTT	<b>DE</b>	Dick Fouts BC
<b>T</b>	Lonnie Dennis BC	<b>MG</b>	John Barrow HAM
<b>E</b>	Hal Patterson HAM	<b>LB</b>	Tom Brown BC
<b>E</b>	Pete Manning CGY	<b>LB</b>	Jim Andreotti TOR
<b>HB</b>	George Dixon MTL	<b>LB</b>	Norm Fieldgate BC
<b>HB</b>	Willie Fleming BC	<b>LB</b>	Jim Conroy OTT
<b>HB</b>	Dick Shatto TOR	<b>DB</b>	Harvey Wylie CGY
<b>FB</b>	Lovell Coleman CGY	<b>DB</b>	Jim Rountree TOR
<b>QB</b>	Joe Kapp BC	<b>DB</b>	Don Sutherin HAM

1962 OFFENCE		DEFENCE	
<b>C</b>	Neil Habig SSK	<b>DT</b>	Don Luzzi CGY
<b>G</b>	Tony Pajaczkowski CGY	<b>DT</b>	John Barrow HAM
<b>G</b>	Gerry Patrick TOR	<b>DE</b>	Garner Ekstran SSK
<b>T</b>	Frank Rigney WPG	<b>DE</b>	Herb Gray WPG
<b>T</b>	Bronko Nagurski HAM	<b>MG</b>	Kaye Vaughan OTT
<b>E</b>	Hal Patterson HAM	<b>LB</b>	Wayne Harris CGY
<b>E</b>	Tommy Joe Coffey EDM	<b>LB</b>	Tom Brown BC
<b>HB</b>	George Dixon MTL	<b>LB</b>	Gord Rowland WPG
<b>HB</b>	Leo Lewis WPG	<b>LB</b>	Jim Conroy OTT
<b>HB</b>	Ray Purdin SSK	<b>DB</b>	Harvey Wylie CGY
<b>FB</b>	Earl Lunsford CGY	<b>DB</b>	Jim Rountree TOR
<b>QB</b>	Eagle Day CGY	<b>DB</b>	Don Sutherin HAM

**CFL ALL-STAR TEAMS · ALL-TIME PLAYER REGISTER**

**YEARS: 1962 to 2022**

Player	Pos	No Teams	Player	Pos	No Teams	Player	Pos	No Teams
ABENDSCHAN, Jack	G	5 Sk '67, '69, '71-'73	BREAUX, Delvin	CB	2 Hm '14, '18	CONROY, Jim	LB	2 Ot '62-'63
ADAMS, Dick	DB	4 Ot '72-'75	BRENNER, Al	DB	1 Hm '72	COODE, Jim	OT	1 Ot '78
ADELEKE, Tunde	DB	1 Hm '19	BREWER, Ron	LB	1 To '64	COPELAND, Jeremaine	SB/WR	2 Mi '03, Cg '09
ADDISON, Bralon	WR	1 Hm '19	BRIGANCE, O.J.	LB	1 Bal '95	CORNISH, Jon	RB	3 Cg '12-'14
ADKINS, Margene	OE	1 Ot '69	BRIGHT, Leon	WR	1 BC '77	CORRIGALL, Jim	DE	4 To '71, '73, '75, '77
AH YOU, Junior	DE	2 Mi '76, '79	BROCK, Clyde	OT	3 Sk '67-'69	COULTER, Carl	C	1 Hm '98
ALDAG, Roger	G	5 Sk '86-'90	BROCK, Dieter	QB	2 Wp '80-'81	COVERNTON, Bruce	OT	1 Cg '93
ALEXANDER, Brandon	DB	1 Wp '21	BRODEUR-JOURDAIN, Lu C		1 Mi '12	COVINGTON, Grover	DE	4 Hm '85-'86, '88-'89
ALEXANDER, Ray	WR	1 BC '91	BROOKS, Cariel	DB	1 Hm '21	COX, Chip	LB	4 Mi '09-'11, '13
ALFORD, DeAndre	DB	1 Wp '21	BROWN, Aaron	LB	1 Wp '84	CRAIN, Milt	OT/C	1 Mi '63
ALLEN, Damon	QB	1 To '05	BROWN, Doug	DT	7 Wp '01-'02, '06-'10	CRAWFORD, Larry	DB	4 BC '83-'84, '86-'87
ALLEN, Gary	RB	2 Cg '86 (2)	BROWN, Eddie	WR	1 Ed '96	CUNNINGHAM, Jimmy	ST	2 To '96, BC '99
ANDERSON, Dwight	DB	1 Cg '10	BROWN, Jerald	DB	1 Mi '13	CURRY, Almondo	CB	1 Mi '04
ANDERSON, Kelvin	RB	3 Cg '98-'99, '01	BROWN, Jonathan	DE	2 To '05, '07	CURRY, James	DT	2 To '84-'85
ANDERSON, Mike	C	1 Sk '94	BROWN, Tom	LB	3 BC '62-'64	CUTLER, Dave	K	2 Ed '77-'78
ANDERSON, Roman	K	1 SA '95	BROWN, Trent	S	1 Ed '96	DALES, Burke	P	2 Cg '10-'11
ANDREOTTI, Jim	LB	1 To '63	BROWNE, Less	DB	6 Hm '85-'6, W90-1, O92, B94	DALLA RIVA, Peter	TE	3 Mi '72-'73, '75
ANDRUSKI, Frank	DB	3 Cg '67-'68, '71	BROWNER, Brandon	CB	3 Cg '08-'10	DANYCHUK, Bill	G/OT	2 Hm '68, '70
ANTHONY, Charles	DB	1 Bal '95	BRUCE III, Arland	WR	3 To '06, Hm '09-'10	DAVIS, Eddie	DB	4 Cg '00, Sk '04-'06
ANTHONY, Karl	CB	1 Cg '93	BRUNE, Larry	DB	1 Ot '78	DAVIS, Emanuel	DB	1 Hm '15
ARAKGI, Nick	TE	1 Mi '84	BRYANT, Stanley	OT	7 Cg '13-'14, Wp '17-'22	DAVIS, Nate	DT	1 Sk '04
ARCENEUX, Emmanuel	WR	2 BC '15, '16	BUCHANAN, Dave	RB	1 Hm '72	DAVIS, Troy	RB	1 Hm '04
ARCHIBALD, Ben	T	2 Cg '09-'10	BUCHANAN, Ed	HB	1 Sk '64	DAWSON, Rhett	WR	1 Sk '76
ARMSTEAD, Armond	DT	1 To '12	BURDEN, Willie	RB	1 Cg '75	DAY, Eagle	QB	1 Cg '62
ARMSTEAD, Jason	WR/ST	1 Ot '05	BURLESON, Al	DB	1 Cg '79	DEANGELIS, Sandro	K	3 Cg '05-'06, '08
ARMSTEAD, Willie	TE/SB	1 Cg '79	BURNETT, Joe	CB	1 Ed '12	DEDMON, DeVonte	RET	1 Ot '21
ARMSTRONG, Derick	WR	2 Sk '02, Wp '07	BURNHAM, Bryan	WR	4 BC '17-'19, '21	DEMPSEY, Wally	LB	1 Sk '68
AUSTIN, Kent	QB	1 Sk '90	BURRIS, Henry	QB	2 Cg '10, Ot '15	DENMARK, Clarence	WR	1 Wp '14
EVERY, John	RB	1 Ed '02	BUTLER, Craig	S	1 Hm '15	DENNIS, Derek	OL	2 Cg '16, '22
AYANBADEJO, Brendon	LB	1 BC '02	BUTLER, Greg	DB	3 Ed '78-'80	DENNIS, Lonnie	OT	2 BC '63-'64
BAKER, Bill	DE	4 Sk '72-'73, BC '75-'76	BUTLER, Larry	G	3 Hm '79, Wp '80-'81	DESJARDINS, Paul	C	1 To '73
BAKER, John	DE	1 Mi '67	CACIC, Mike	DT	1 BC '64	DESLAURIERS, Laurent	DB	1 Ed '84
BAKER, Keith	WR	1 Hm '82	CAHOON, Ben	WR	3 Mi '99, '04, '08	DICKENSON, Dave	QB	1 Cg '00
BAKER, Terry	K/P	1 Mi '01	CALVILLO, Anthony	QB	5 Mi '02-'03, '08-'09, '12	DIPIETRO, Rocky	SB	2 Hm '86, '89
BANKS, Brandon	KR-WR	4 Hm '14-'15, '18-'19	CAMERON, Bob	P	4 Wp '88-'90, '93	DIXON, George	HB	2 Mi '62-'63
BANKS, Corey	DB/LB	5 Ot '05, BC '06, '09, '11-'12	CAMERON, Larry	LB	1 BC '75	DORSEY, Dominique	ST	1 To '08
BARROW, John	OT/DT	6 Hm '62-'67	CAMPBELL, Hugh	WR	2 Sk '65-'66	DRAIN, Selwyn	DB	1 To '88
BASS, Danny	LB	6 Cg '82-'83, Ed '86, '88-'90	CAMPBELL, Jerry	LB	7 Ot '69-'75	DRAWHORN, Anthony	DB	2 Ot '92, Bhm '95
BASTAJA, Nick	OT/G	2 Wp '84-'85	CAMPBELL, Mike	DE	1 To '91	DRESSLER, Weston	WR	2 Sk '12-'13
BATES, Kelly	G	1 BC '07	CAMPBELL, Tommie	DB	1 Cg '16	DRUMMOND, Robert	FB/RB	2 To '96-'97
BATTLE, Greg	LB	2 Wp '90-'91	CANTOR, Noah	DT	1 To '04	DULIN, Gary	DT	1 Ot '83
BAYLIS, Jearld	DT	4 To '87, Sk 92-'93, Bal '95	CAREY, Ka'Deem	RB	1 Cg '22	DUNIGAN, Matt	QB	3 Ed '85, BC '88, Bhm '95
BEATON, Bruce	G/T	3 Ed '00-'01, '03	CARTER, Duron	WR	2 Mi '14, Sk '17	DUPUIS, Dick	DB	1 Ed '71
BECKSTEAD, Ian	C	1 To '88	CARTER, Eric	CB	4 Hm '95, '98, BC '01-'02	DUVAL, Damon	K/P	2 Mi '07, '09
BEGELTON, Reggie	WR	1 Cg '19	CARTER, Grant	DE	1 Mi '96	EDWARDS, Chris	DB	1 To '21
BELCHER, Val	G	3 Ot '80-'82	CASTILLO, Sergio	K	1 BC '19	EDWARDS, Jimmy	RB	2 Hm '76-'77
BELL, Roy	RB	2 Ed '73-'74	CATAN, Pete	DE	1 Wp '82	EDWARDS, Terrence	WR	2 Wp '07, '10
BELLI, Adriano	DT	1 Hm '05	CATES, Wes	RB	1 Sk '08	EIBEN, Kevin	LB	3 To '04-'05, '07
BENECICK, Al	G-OT	3 Sk '64-'66	CAVNESS, Grady	DB	1 Wp '72	EKSTRAN, Garner	DE	3 Sk '62-'63, '67
BENEFIELD, Daved	LB/DE	2 BC '99, Wp '03	CERESNA, Jake	DT	1 Ed '22	ELEWONIBI, Moe	OT	1 BC '98
BENNETT, Bruce	DB	1 Sk '69	CHAMPION, Tony	WR	1 Hm '89	ELGAARD, Ray	TE/SB	4 Sk '85, '88, '92-'93
BENNETT, Paul	DB	3 To '77, Wp '83, Hm '85	CHEATWOOD, Tim	DE	1 Hm '04	ELIMIMIAN, Solomon	LB	4 BC '11, '14, '16-'17
BENNETT, Roy	CB	2 Wp '86-'87	CHERRY, Anthony	RB	1 BC '88	ELLINGSON, Greg	WR	1 Ot '17
BERGMAN, Shane	OL	1 Cg '19	CHICK, John	DE	3 Sk '09, '14, Hm '16	ELLIS, Craig	RB/SB	2 Ed '89-'90
BIGHILL, Adam	LB	6 BC '12-'13, '15-'16, Wp '18, '21	CHILDRESS, Fred	G/T	3 Cg '96-'98	EMRY, Shea	LB	1 Mi '12
BLACK, David	G	1 Wp '93	CHIU, Bryan	C	7 Mi '00-'05, '08	ENGLAND, Eric	DT	1 To '03
BLAIN, John	OT	3 BC '83-'85	CHOMYC, Lance	K	2 To '86, '91	ESTAY, Ron	DE	2 Ed '77, '80
BLAIR, Stanley	CB	2 Ed '88-'89	CLARK, Brian	LB	1 Cg '06	EVANS, Ciente	DB	2 Cg '16-'17
BLANCHARD, Leo	G	2 Ed '83, '86	CLARK, Bruce	DT	1 To '80	EVANS, Shaq	WR	1 Sk '19
BLOUNT, Eric	ST	1 Wp '98	CLARK, Dan	OL	1 Sk '19	EVANSHEN, Terry	WR	1 Cg '67
BOLDEN, Juran	DB	1 Wp '01	CLARK, Ken	P	3 Hm '77, Sk '82, Ot '85	EVENSON, Jim	RB	2 BC '70-'71
BOND, Travis	OL	1 Wp '16	CLARK, Matt	SB	1 BC '91	FAIRBANKS, Lloyd	OT/G	2 Cg '79, '82
BONK, John	C	4 Wp '82-'85	CLASH, Darnell	DB/ST	1 BC '85	FAIRHOLM, Larry	DB	1 Mi '69
BOONE, David	DE	1 Ed '81	CLEMENTS, Tom	QB	2 Wp '84, '87	FAJARDO, Cody	QB	1 Sk '19
BOOTH, Billy Joe	DE	1 Ot '69	CLEMONS, Michael	ST	2 To '90, '97	FANTUZ, Andy	WR	1 Sk '10
BOURKE, Josh	OT	2 Mi '11-'12	CLERMONT, Jason	SB	1 BC '07	FANUCCI, Mike	DE	1 Ot '78
BOWMAN, Adarius	WR	3 Ed '14-'16	COBOURNE, Avon	RB	1 Mi '09	FENERTY, Gill	RB	2 To '87-'88
BOWMAN, John	DE	2 Mi '10, '15	CODY, Maclin	SB	1 Hm '96	FENNELL, Dave	DT	5 Ed '77-'81
BOYD, Cory	RB	1 To '10	COFFEY, Tommy Joe	WR	7 Ed '62, '64-'66, Hm '67, '68, '70	FERNANDEZ, Mervyn	WR	2 BC '84-'85
BOYD, Jeff	WR	1 Wp '85	COFIELD, Tim	DE	3 Hm '93-'94, Mem '95	FERRONE, Dan	G	5 To '84-'85, '87, '90-'91
BRACKENRIDGE, Tyron	S	2 Sk '13-'14	COLEMAN, Davon	QB	1 BC '18	FIELDGATE, Norm	LB	1 BC '63
BRADY, Donny	DB	1 Ed '03	COLEMAN, Lovell	FB	3 Cg '63-'65	FIELDS, Howard	DB	2 Hm '85, '88
BRADY, Phil	DB	1 Mi '67	COLEMAN, Marvin	CB/ST	3 Cg '96-'97, '00	FINCH, Roy	KR	1 Cg '17
BRAGGINS, Dave	G	2 Mi '75-'76	COLLAROS, Zach	QB	2 Wp '21-'22	FINDLAY, Greg	LB	1 BC '70
BRAY, Charlie	G	2 To '69-'70	CONNOP, Rod	C	6 Ed '87, '89-'93	FLAGEL, Scott	DB-S	3 Wp '86-'87, Ot '89
BRAZLEY, Carl	DB	1 To '83	CONRAD, Wayne	C	1 Mi '75	FLEMING, Joe	DT	4 Wp '98, Cg '00-'01, '03
						FLEMING, Sean	P/K	2 Ed '02, '04

**CFL ALL-STAR TEAMS · ALL-TIME PLAYER REGISTER**

**YEARS: 1962 to 2022**

Player	Pos	No Teams	Player	Pos	No Teams	Player	Pos	No Teams
FLEMING, Willie	RB	1 BC '63	HELTON, John	DE/DT	9 Cg '71-6,'78, Wp '79, '82	KOINZAN, Craig	DE	1 Cg '71
FLETCHER, Michael	LB	1 To '05	HENDERSON, Zac	DB	1 To '82	KONAR, Kevin	LB	2 BC '85, '87
FLICK, D.J.	WR	1 Hm '04	HENLEY, Garney	DB/WR	9 Hm '64-72	KOSID, Bob	DB	1 Sk '68
FLORY, Scott	G	9 MI '02-03, '05-10, '12	HEROSIAN, Brian	DB	1 Wp '76	KOSMOS, Mark	LB	2 MI '71, Ot '76
FLOYD, Otis	LB	1 BC '06	HERRON, Mack	RB	1 Wp '72	KRAMER, Roger	OT	2 Ot '63-64
FLUTIE, Darren	WR	3 Ed '96, Hm '97, '99	HERVEY, Ed	WR	2 Ed '01, '03	KUNTZ, Bobby	LB/FB	1 Hm '64
FLUTIE, Doug	QB	6 BC '91, Cg '92-94, To '96-7	HICKMAN, Justin	DE	1 Hm '11	LABATTE, Brendon	OL	6 Wp '11,'13, Sk '14-15,17-18
FORD, Darryl	LB	1 To '91	HIGHBAUGH, Larry	DB	3 Ed '73-74, '77	LADLER, Kenny	LB	1 Ed '17
FORT, Neal	OT	2 Bal '95, MI '97	HILL, Rod	CB	2 Wp '89-90	LAGRONE, John	DT	2 Ed '68-69
FORTNEY, Denny	DT	1 Wp '02	HILL, Stewart	LB/DE	3 Ed '84, '89-90	LAMBERT, Paul	G	1 MI '04
FORZANI, Tom	WR	1 Cg '77	HINTON, Tom	G	1 BC '63	LANCASTER, Ron	QB	4 Sk '70, '73, '75-76
FOUTS, Dick	T/DE	3 BC '63-65	HITCHCOCK, Rob	S	2 Hm '99, '01	LAROSE, Bob	FL	1 Wp '71
FOWLER, Delbert	LB	1 MI '83	HOLLAND, Robert	HB	1 Ed '94	LAURENT, Ted	DT	2 Hm '14-15
FOXX, Ron	LB	1 Ot '79	HOLLIMON, Joe	DB	1 Ed '78	LAVORATO, Pete	DB	1 Ed '77
FRANK, Bill	OT	7 To '66-68, Wp '70-73	HOLLOWAY, Condredge	QB	1 To '82	LAWLER, Kenny	WR	1 Wp '21
FRANK, Malcolm	CB	1 Ed '04	HOLMES, Corey	ST	2 Sk '02, Hm '05	LAWRENCE, Simoni	LB	3 Hm '15, '19, '21
FREEMAN, Jerrell	LB	1 Sk '11	HOLMES, Mike	WR	1 Wp '80	LEARN, Ed	DB	1 To '68
FRERS, Greg	S	1 Cg '00	HOLMES, Pat	DT	1 Cg '65	LEE, T.J.	DB	1 BC '18
GABRIEL, Tony	TE	8 Hm '72, '74, Ot '75-80	HOLTON, Harold	G	1 Cg '78	LEHMANN, Ken	LB	4 Ot '65-66, '68-69
GADDIS, Bob	WR	1 MI '78	HOOD, James	WR	1 MI '86	LEMON, Shawn	DE	1 Cg '22
GAINES, Gene	LB/DB	3 Ot '65-67	HUGHES, Charleston	DE	6 Cg '12-13,16-17, Sk '18-19	LEONARD, Richard	DB	1 Hm '19
GAINNEY, Ed	DB	2 Sk '17-18	HUNT, Aaron	DT	2 BC '08, '11	LEONE, Richie	P	4 BC '15-16, Ot '19, '21
GALLOWAY, Ralph	G	2 Sk '76-77	HUNT, Phillip	DE	1 Wp '10	LEVINGSTON, Bashir	ST	1 To '03
GARCIA, Jeff	QB	1 Cg '98	HUNT, Reggie	LB	1 Sk '03	LEWIS, Eugene	WR	2 MI '21-22
GASSER, Dave	LB	1 Ed '72	HUNTER, Malvin	DE	1 Ed '96	LEWIS, Leo	HB	1 Wp '62
GEORGE, Ed	OT/G	4 MI '71-74	HUNTER, Tony	ST	1 Ed '89	LEWIS, Nik	WR	3 Cg '10-12
GERMANY, Jim	RB	1 Ed '81	HUNTLEY, Kevin	DT	1 To '10	LEWIS, Reggie	DE	3 Cg '78-80
GITTENS JR., Kurleigh	WR	1 To '22	ILESIC, Hank	P	8 Ed '78-81, To '86-87, '91-2	LIGGINS, Granville	G	2 Cg '71, To '76
GOETZ, Ron	LB	1 Sk '94	ISMAIL, Raghib	WR/ST	1 To '91	LISKE, Peter	QB	1 Cg '67
GOLDSMITH, Vince	LB/DE	1 Sk '93	IVORY, Clifford	DB	3 To '02-04	LLOYD, Maurice	LB	1 Sk '08
GOODS, Bennie	DE/DT	3 Ed '94-96	JACKSON, Alfred	WR/SB	1 BC '97	LOCKLIN, Billy Ray	DE	3 Hm '65-66, '68
GOODSPEED, Dan	OL	3 Wp '07-09	JACKSON, Enis	HB	1 Ed '89	LOFFLER, Taylor	DB	3 Wp '16-18
GOOSSEN, Matthias	OL	1 Wp '18	JACKSON, Ernest	WR	1 Ot '16	LOGAN, Ian	ST	1 Wp '11
GORDON, Charles	DB	2 BC '94, MI '96	JACKSON, Russ	QB	3 Ot '66, '68-69	LONG, Ty	P	2 BC '17-18
GOREE, Roger	LB	2 Cg '74, Sk '76	JACOBS, Ray	DE	1 BC '03	LOWE, Eddie	LB	1 Sk '89
GORRELL, Miles	OT	1 Hm '89	JEFFCOAT, Jackson	DE	1 Wp '21	LUECK, Bob	G	1 Wp '72
GOSS, Jason	DB	1 Ed '08	JEFFERSON, James	CB	1 Wp '87	LULAY, Travis	QB	1 BC '11
GOTT, Jon	C/G	2 Ot '15-16	JEFFERSON, Willie	DE	4 Sk '17-18, Wp '19, '21	LUNSFORD, Earl	FB	1 Cg '62
GRACE, Cody	P	1 Cg '22	JENKINS, Keyvan	RB	1 BC '85	LUSTER, Marv	E/DB	6 To '66, '68-72
GRACE, John	LB	3 Ot '02, Cg '04-05	JENKINS, Michael	RB	1 To '01	LUZZI, Don	OT/DT	3 Cg '62-63, '66
GRANT, Janarion	KR	1 Wp '22	JIMENEZ, Jason	T	1 BC '08	MACNEIL, Brett	G	1 Wp '01
GRANT, Tommy	FL/HB	1 Hm '64	JOHNSON, Albert III	ST	2 Wp '00, '06	MAKOWSKY, Gene	OT/G	5 Sk '04-06, '08-09
GRAVELY, Tracy	LB	1 MI '96	JOHNSON, Alondra	LB	3 Cg '95, '98, '00	MANNING, Pete	E	1 Cg '63
GRAY, Herb	DE/G	1 Wp '62	JOHNSON, Bobby	RB	1 Sk '86	MARCELIN, Al	DB	3 Ot '70, '73-74
GRAY, Mike	DT/DE	1 BC '85	JOHNSON, Brent	DE	3 BC '05-06, '08	MARSH, Curtis	WR	1 Sk '00
GREEN, Art	RB	2 Ot '75-76	JOHNSON, Jamall	LB	1 Hm '09	MARSH, Dante	CB	1 BC '08
GREEN, David	RB	1 MI '79	JOHNSON, Jovon	CB	2 Wp '09, '11	MARSHALL, Blake	FB	3 Ed '90-92
GREEN, S.J.	WR	2 MI '13, To '17	JOHNSON, Micah	DL	3 Cg '16-18	MARSHALL, Greg	DE	2 Ot '81, '83
GREENE, Andrew	G	4 Sk '00, '03-05	JOHNSON, Rick	QB	1 Cg '86	MARTIN, Willie	G/OT	1 Ed '75
GREER, Terry	WR	2 To '82-83	JOHNSON, Will	DE	5 Cg '91-95	MARTINO, Tony	P	1 Cg '98
GROENEWEGEN, Leo	G/C	3 BC '91, Ed '96, '99	JONAS, Don	QB	2 Wp '71-72	MASOTTI, Paul	WR	1 To '94
GRYMES, Aaron	DB	1 Ed '15	JONES, Brett	C	1 Cg '14	MAULDIN, Lorenzo	DE	1 Ot '22
HABIG, Neil	C	1 Sk '62	JONES, Ed	DB	3 Ed '79-81	MAVER, Rob	P	2 Cg '12-13
HAGE, Marwan	C	1 Hm '10	JONES, Khari	QB	1 Wp '01	MAXIE, Demetrious	DT	2 To '99, Sk '00
HAILEY, Ken	DB	3 Wp '84-85, '87	JONES, Stephen	WR	2 Ot '90, '92	MCCALLUM, Paul	K/P	2 BC '10-11
HALL, Alex	DE	1 Sk-Wp '13	JONES, Tyrone	LB	4 Wp '84-87	MCCOIL, Dexter	LB	1 Ed '14
HALL, Darryl	HB/LB	2 Cg '91-92	JORDAN, Al	CB	1 Cg '96	MCCRAY, Tim	RB	1 Sk '89
HALL, Richie	DB/HB	1 Cg '83	JOSEPH, Dale	DB/S	1 BC '98	MCDANIEL, Marquay	WR	1 Cg '13
HALLMAN, Harold	DT	4 Cg '86, To '89-91	JOSEPH, Kerry	QB	1 Sk '07	MCDERMOTT, Fran	DB	1 Sk '82
HAM, Tracy	QB	1 Ed '89	JUDGE, Cameron	LB	1 Cg '22	MCEACHERN, Ken	DB	1 Sk '80
HAMPTON, William	LB	1 Cg '99	JURASIN, Bobby	DE	4 Sk '87-88, '92, '97	MCEWEN, Sean	OL	3 To '17, Cg '21-22
HARDING, Rodney	DE/DT	2 To '92, '94	KANNEH, Abdul	DB	1 Ot '15	MCGOWAN, George	WR	3 Ed '73, '75-76
HARDRICK, Jermarcus	OL	1 Wp '21	KAPP, Joe	QB	2 BC '63-64	MCKENZIE, Anton	LB	1 Sk '08
HARRINGTON, Ed	DE	3 To '68-70	KARCZ, Zeno	LB	1 Hm '65	MCKINNIS, Hugh	RB	1 Cg '70
HARRIS, Andrew	RB	5 BC '12, '15, Wp '16-18	KARIKARI, Richard	S	1 MI '05	MCLOUGHLIN, Mark	K	3 Cg '94, '96, '99
HARRIS, Dickie	DB	7 MI '74-80	KEELING, Jerry	DB	3 Cg '64-65, '67	MCMANIS, Wynton	LB	1 To '22
HARRIS, Johnnie	DB	1 To '97	KEEPING, Jeff	C	1 To '13	MCMANUS, Danny	QB	1 Hm '99
HARRIS, Lou	RB	1 BC '74	KELLY, Brian	WR	6 Ed '79-81, '83-84, '87	MCNEIL, Jay	G	3 Cg '01-02, '06
HARRIS, Rod	WR	2 Sac '93-94	KELLY, Ellison	G/OT	3 Hm '64, '69-70	MCQUARTERS, Ed	DT	3 Sk '67-69
HARRIS, Wayne	LB	8 Cg '62, '64-68, '70-71	KELLY, Kameron	LB	1 Hm '22	MCQUAY, Leon	RB	1 To '71
HARRISON, Herman	TE	3 Cg '68-70	KELLY, Maurice	LB	2 BC '97, Wp '99	MEDLOCK, Justin	K	1 Wp '16
HARVEY, John	RB	1 MI '73	KENNERD, Trevor	K	2 Wp '81, '85	MESSAM, Jerome	RB	2 Ed '11, Cg '16
HASSELBACH, Harold	DT	1 Cg '93	KEPLEY, Dan	LB	5 Ed '77-81	MIKSZA, Chet	C	1 Hm '64
HEATH, T.J.	DB	2 Wp '16-17	KEY, Larry	RB	2 BC '79, '81	MILES, Barron	DB-S	6 MI '99-02, BC '06, '08
HEBELER, Nick	DE	1 BC '82	KISELAK, Mike	C	3 SA '95, To '96-97	MILES, Tony	WR	1 To '03
HEBERT, Kyries	S	1 MI '12	KNOWLTON, Markeith	LB	2 Hm '09-10	MILLER, Josh	P	2 Bal '94-95
HEFNEY, Jonathan	DB	2 Wp '09, '11	KNOX, Greg	S	1 Cg '94	MILLER, William	RB	2 Wp '80, '82

Player	Pos	No Teams	Player	Pos	No Teams	Player	Pos	No Teams
MILLINGTON, Sean	FB/RB	3 BC '93-94, '00	PORTER, Lewis	DB	2 Hm '73, '76	SHEETS, Kory	RB	1 Ssk '13
MILLS, Jim	OT	3 BC '88, '90-91	POTHIER, Hector	OT	1 Ed '81	SHELLING, Chris	DB/LB	1 Ham '01
MIMBS, Robert	RB	3 Wp '90-91, Sk '96	POTTER, Dale	LB	1 Ed '80	SHEPHERD, Johnny	RB	1 Ham '83
MINNICK, Phil	LB	2 Wp '66, '69	POURDANESH, Shar	OT	1 Bal '94	SHERRITT, J.C.	LB	1 Edm '12
MITCHELL, Bo Levi	QB	2 Cg '16, '18	POWELL, Kevin	OT	1 Ot '83	SIMON, Geroy	WR	6 BC '03-04, '06-'08, '11
MITCHELL, Derrell	SB	3 To '97-98, Ed '00	PREFONTAINE, Noel	P/K	6 To '99-00, '02-04, '06	SIMPSON, Barrin	LB	6 BC '01-04, Wp '06-07
MITCHELL, Jackie	LB	1 Sk '03	PRINGLE, Mike	RB	7 Bal '94-95, MI '97-00, Ed '03	SIMPSON, Juwan	LB	1 Cgy '10
MITCHELL, Khalif	DT	2 BC '11, To '13	PRINTERS, Casey	QB	1 BC '04	SIMS, E.A.	DE	2 Edm '66-67
MOHR, Rick	DE	1 To '83	PROFIT, Mel	OE/TE	1 To '71	SIMS, Rudy	DT	1 Ott '73
MONCRIEF, Derrick	LB	1 Sk '19	PTACEK, Bob	DB/LB	1 Sk '64	SINGLETON, Alex	LB	2 Cgy '17-18
MONTFORD, Joe	DE	5 Hm '98-01, To '02	PURDIN, Ray	RB	1 Sk '62	SINOPOLI, Brad	WR	1 Ott '18
MOON, Warren	QB	1 Ed '83	PURIFOY, Loucheiz	S	1 BC '22	SKIPPER, Harry	DB/CB	2 Mtl '83-84
MOORE, Mack	DT	2 BC '83-84	RAIMEY, Dave	RB	2 Wp '66, To '69	SMART, Ian	S/T	1 BC '07
MOORE, Travis	WR	3 Cg '99-01	RAINES, Mike	DT	1 Ot '81	SMEAR, Steve	DE/LB	1 Mtl '70
MORENO, Zeke	LB	2 Hm '07, Wp '08	RAINEY, Chris	ST	1 BC '16	SMITH, Adrion	CB	2 Tor '99, '03
MORGAN, Omarr	CB	3 Sk '02-03, '05	RAMBO, Ken-Yon	WR	1 Cg '08	SMITH, Brandon	DB	1 Cgy '14
MOSCA, Angelo	DT	2 Hm '63, '70	RANDLE, Chris	DB	1 Wp '17	SMITH, Darrell	SB	2 Tor '87, '90
MOTTON, John	LB	2 Hm '92-93	RAQUET, Steve	DE	1 MI '84	SMITH, Irvin	CB	2 Bal '94-95
MUAMBA, Henoc	LB	2 Wp '13, MI '19	RAY, Ricky	QB	3 Ed '06, To '13-14	SMITH, Joe	RB	1 BC '07
MUDGE, Dave	T	2 Wp '01-02	RAY, Terry	LB	2 Ed '00-01	SMITH, Lester	S	1 Tor '97
MUHAMMAD, Steve	CB	1 BC '98	REAVES, Willard	RB	3 Wp '84-85, '87	SMITH, Rob	OT/OG	2 Ott '92, BC '93
MUNSEY, Bill	DB	1 BC '64	REED, George	FB	9 Sk '65-69, '71-74	SMITH, Waddell	WR	1 Edm '79
MURPHY, James	WR	2 Wp '86, '88	REED, Kavis	CB	1 Ed '97	SMITH, Wayne	DE	2 Ott '72, '74
MURPHY, Rob	T	3 BC '06-07, To '10	REID, Angus	C	1 BC '11	SNIPES, Angelo	LB	1 Ott '92
NAGURSKI, Bronko	OT	2 Hm '62, '65	REID, Fred	RB	1 Wp '10	SPENCER, Diontae	KR	1 Ott '18
NARCISSE, Donald	WR	4 Sk '89-90, '95, '98	REID, Greg	DB	1 MI '19	STAMPS, Fred	WR	4 Edm '09, '11-13
NASH, Harold	DB	1 Wp '01	REILLY, Mike	QB	1 Ed '17	STANBACK, William	RB	2 Mtl '19, '21
NELMS, Mike	DB	1 Ot '79	REVENBERG, Brandon	OL	4 Hm '18-22	STEGALL, Milt	WR	6 Wpg '97, '00-02, '05-06
NETTLES, Ray	LB	2 BC '72-73	REYNOLDS, Joffrey	RB	4 Cg '05-06, '08-09	STEINAUER, Orlando	DB-S	5 Ham '98, Tor '02-04, '07
NEUFELD, Patrick	OL	2 Wp '21-22	RHINEHART, Coby	DB	1 Cg '06	STEVENSON, Bill	G/OT	2 Edm '78, '81
NEUMANN, Pete	DE	1 Hm '64	RHINO, Randy	DB	3 MI '77-78, Ot '81	STEVENSON, Vic	OT	1 Ssk '92
NICHOLS, Deatrick	DB	2 Wp '21-22	RHYMES, Dominique	WR	1 BC '22	STEWART, Anwar	DE	2 Mtl '04, '09
NIELSEN, Ken	FL	2 Wp '68-69	RICHARDSON, Jamel	WR	2 MI '08, '11	STILLWAGON, Jim	DT	3 Tor '71-72, '74
NIXON, Rhome	WR	1 Ot '74	RICHARDSON, Lorne	DB	4 Sk '73-76	STOKES, Keith	ST	1 Wpg '04
NORMAN, Butch	OT	2 Wp '76, '80	RICHARDSON, Michael	RB	2 Wp '92-93	STREETER, Mark	DB	1 Ham '86
OAKMAN, Shawn	DT	1 To '21	RIDGWAY, Dave	K	6 Sk '82, '87-90, '93	STRICKLAND, Mike	RB	1 Ssk '78
O'DAY, Jeremy	C	3 Sk '06-07, '09	RIGNEY, Frank	OT	3 Wp '62, '65-66	STUMON, Gregg	DE/LB	3 BC '87-88, Ott '90
O'DONNELL, Matt	OL	1 Ed '17	RILEY, Jason	G	1 Hm '89	SUGARMAN, Ken	T-G	1 BC '70
ODUMS, Ray	DB	3 Cg '80-82	ROBERSON, Tre	DB	1 Cg '19	SUITOR, Glen	S	3 Ssk '91-93
OJO, John	DB	1 Ed '15	ROBERSON, Vernon	DB	1 Cg '75	SUTHERIN, Don	DB	4 Ham '62-64, Ott '69
OKEKE, Uzooma	OT	7 MI '97-99, '02-05	ROBERTS, Charles	RB	7 Wp '01-07	SUTTON, Tyrell	RB	1 Mtl '15
OLAFIOYE, Jovan	OL	6 BC '11-16	ROBINSON, Ron	SB	1 MI '83	SWIFT, Bob	C	3 Wpg '71-72, '74
ORANGE, Anthony	QB	1 BC '18	RODGERS, Johnny	WR/RB	3 MI '73-75	SYKES, James	RB	2 Cgy '78, '80
OSBALDISTON, Paul	K/P	3 Hm '96, '98, '01	ROGERS, Eric	WR	1 Cg '15	SYMONS, Bill	RB	2 Tor '68, '70
O'SHEA, Michael	LB	1 To '99	ROGERS, Glenn Jr.	DB	3 Ed '95-97	TAGGE, Jerry	QB	1 BC '77
OWENS, Chad	ST/WR	4 To '10-12, '14	ROGERS, Joseph	WR	1 Ot '96	TARAS, Jamie	G/C	2 BC '95, '99
PAJACZKOWSKI, Tony	G/DE	4 Cg '62-65	ROGERS, SirVincent	OG	2 Ot '15, '18	TASKER, Luke	WR	1 Ham '18
PAREDES, Rene	K	6 Cg '12-13, '15, '17, '21-22	ROLLE, Jumal	DB	1 Hm '21	TAYLOR, Larry	ST	2 Mtl '09, Cgy '13
PARKER, Byron	DB/CB	3 To '06-07, '11	ROMANO, Rocco	OG	5 Cg '92, '94-96, '99	TAYLOR, Reggie	RB	1 Edm '89
PARKER, Charlie	G	1 MI '68	ROPER, Gerald	G	1 BC '88	THOMAS, Jim	HB	2 Edm '66-67
PARKER, James	LB/DE	5 Ed '81-82, BC '84-86	ROSE, Mike	DT	2 Cg '21-22	THOMPSON, Bennie	S	1 Wpg '88
PARKER, Kerry	DB	1 BC '83	ROSE, Winston	DB	1 Wp '19	THOMPSON, Bobby	OT	1 Wpg '82
PASSAGLIA, Lui	K/P	4 BC '79, '83-84, '00	ROTTIER, Simeon	G	1 Ed '14	THOMPSON, Chris	DB	2 Ham '08, Edm '10
PATRICK, Gerry	S	1 To '62	ROUNTREE, Jim	DB	2 To '62-63	THORNTON, Dick	DB	2 Wpg '65, Tor '71
PATRICK, James	S	1 Sk '10	ROWLAND, Gord	LB	1 Wp '62	THORPE, Jim	WR	2 Wpg '70-71
PATTERSON, Hal	DB/E	3 Hm '62-64	RUOFF, Bernie	K/P	2 Hm '80, '84	THURMAN, Junior	CB	2 Cgy '91-92
PAYTON, Elfrid	LB/DE	5 Wp '93, MI '97-98, To '01-02	RYAN, Jon	P	1 Wp '05	TIGGLE, Calvin	LB	3 Tor '94, Ham '98-99
PEOPLES, Shont'e	LB/DE	2 Wp '97, Cg '00	SAMPLES, Mike	DE/DT	1 Sk '82	TISDALE, Geoff	CB	1 Mtl '13
PERDRIX, Roger	G	1 Ot '67	SAMPSON, Darryl	HB	1 Wp '93	TOLBERT, Emanuel	SB	1 Cgy '88
PEREZ, Chris	OT	2 To '96, BC '00	SANCHEZ, Davis	CB	1 MI '00	TSOUMPAS, Dimitri	G	3 Cgy '10-12
PERRY, Fred	DE	1 Sk '06	SANDUSKY, Jim	WR	2 BC '87, Ed '92	TUCKER, Jason	WR	4 Edm '02, '04-06
PETERS, Garry	DB	1 BC '22	SAPUNJIS, Dave	SB	2 Cg '93, '95	TUCKER, Whit	WR	1 Ott '67
PETERS, Jamal	DB	1 To '22	SAUNDERS, Mike	RB	1 SA '95	TURCOTTE, Jeff	OT/G	1 Ott '77
PETERSEN, Doug	DT	1 MI '97	SAYLES, Marcus	DB	1 BC '22	TURNER, Bryant	DT	1 Wpg '12
PETERSON, Greg	S	1 Cg '90	SCHOEN, Dalton	T	1 Wp '22	TURNER, Charlie	OT	3 Edm '73-75
PHANEUF, Al	DB	1 MI '70	SCHULTZ, Chris	OT	2 Tor '87-88	TUTTLE, Perry	WR	1 Wpg '87
PHASON, Vince	DB	1 Wp '82	SCHULTZ, Scott	DT	1 Ssk '05	TYNES, Lawrence	K	1 Ott '03
PHILLIPS, Rudy	OG	3 Ot '82-83, 86	SCOTT, Bo	FB	2 Ott '65, '67	ULMER, Ed	DB	1 Wpg '66
PHILLIPS, Ryan	DB	4 BC '07, '10, '12-13	SCOTT, James	WR	1 Mtl '81	UNAMBA, Don	LB	1 Ham '18
PIPES, Greg	DT	1 Ed '70	SCOTT, Johnny	DT	2 BC '98-99	URNESS, Ted	C	6 Ssk '65-70
PITTS, Allen	SB	6 Cg '91-2, '94-5, '98-9	SCOTT, Tom	WR/SB	5 Wpg '77, Edm '78, '80, '82-83	VAN ZEYL, Chris	G	3 Tor '13, '17, Ham '19
PLEASANT, Reggie	CB	1 To '88	SETTA, Nick	K/P	2 Ham '07-08	VANDERJAGT, Mike	P/K	1 Tor '97
PLESS, Willie	LB	11 To '86, '88, BC '90, Ed '91-98	SEWELL, Almondo	DT	6 Edm '13-17, '19	VAUGHAN, Kaye	G-T	1 Ot '62
PLOEN, Ken	QB/DB	1 Wp '65	SHATTO, Dick	HB	2 Tor '63-64	VAUGHN, Gerald	DB	2 Hm '98-99
POIRIER, Joe	DB	1 Ot '66	SHAW, David	DB	5 Ham '76, '80-82, Wpg '84	VAUGHN, Terry	WR	3 Cg '98, Ed '01-02
POLEY, Bob	C	1 Cg '86	SHAW, Wayne	LB	1 Ssk '67	VENABLE, Winston	LB	1 MI '15
POPLAWSKI, Joe	SB/WR	5 Wp '78, '81, '84-86	SHAW, Wayne	CB	1 Tor '01	VERCHEVAL, Pierre	G	6 Ed '92, To '94, 97, MI '98-00

**CFL ALL-STAR TEAMS · ALL-TIME PLAYER REGISTER**

**YEARS: 1962 to 2022**

Player	Pos	No Teams	Player	Pos	No Teams	Player	Pos	No Teams
WAKE, Cameron	DE	2 BC '07-08	WESTERMAN, Jamaal	DE	1 Wp '15	WILSON, Alan	C	7 BC '75-81
WALBY, Chris	OT	9 Wp '84-7, '89-91, '93-94	WESTWOOD, Troy	K	1 Wp '92	WILSON, Don	DB-S	4 To '89-91, Ed '93
WALDROP, Rob	DT	2 To '96-97	WHEATON, Kenny	DB/S	1 To '07	WILSON, Dwaine	RB	1 MI '84
WALKER, Alvin 'Skip'	RB	2 Ot '82-83	WHITAKER, Brandon	RB	1 MI '11	WILSON, Michael A.	OT	1 To '77
WALKER, Derel	WR	1 Ed '15-16	WHITE, George	LB	1 Sk '00	WILSON, Mike D.	OT	2 Ed '79-80
WALKER, Mike	DT	3 Hm '87-89	WHITE, John	RB	1 Ed '14	WILSON, Spencer	OG	2 Cg '15-16
WALL, Jamar	DB	2 Cg '14, '16	WHITE, Tim	WR	1 Hm '22	WILSON, Troy	RB	1 Ot '90
WALTERS, Harry	LB	1 Wp '76	WHITEHEAD, Lucky	WR	1 BC '21	WINFIELD, Earl	ST/WR	2 Hm '88, '95
WALTERS, Joey	SB/TE	2 Sk '81-82	WIDGER, Mike	LB	4 MI '73-75, Ot '77	WITHYCOMBE, Mike	OG/C	1 Bal '95
WALTON, Chuck	G	1 Hm '66	WIENEKE, Jake	WR	1 MI '21	WOODS, Bear	LB	2 MI '14, '16
WARD, Lewis	K	1 Ot '18	WILBURN, Barry	CB	1 Sk '93	WOODS, Harold	DB	1 Hm '81
WARNOCK, Kent	DT	1 Cg '90	WILCOX, Gerald	SB	1 Wp '94	WOODWARD, Rod	DB	1 Ot '75
WASHINGTON, Jim	RB	2 Wp '76-77	WILKINSON, Tom	QB	3 Ed '74, '78-79	WORDEN, Jim	TE	1 Sk '66
WASHINGTON, Vic	RB	2 Ot '68-69	WILLIAMS, Brett	DT	3 MI '86, Ed '88, '91	WRIGHT, Chris	ST	1 Bal '95
WATERS, Swayze	K	2 To '14, To '14	WILLIAMS, Chris	WR/KR	1 Hm '12	WYDARENY, John	DB	2 Ed '69-70
WATKINS, Kerry	WR	2 MI '05, '09	WILLIAMS, David	WR	2 BC '88, Wp '93	WYLIE, Harvey	DB	2 Cg '62-63
WATKINS, Larry	G/OT	1 Ed '74	WILLIAMS, D'haquille	WR	1 Ed '18	WYNN, Dylan	DT	1 Hm '19
WATKINS, Patrick	CB	3 To '12-13, Ed '14	WILLIAMS, Frankie	KR	1 Hm '19	YOCHUM, Dan	OT	4 MI '75-78
WATKINS, Ted	SE	1 Ot '65	WILLIAMS, Henry	ST	5 Ed '87, '91-94	YOUNG, Jim	RB/WR	1 BC '72
WATRIN, Ray	G	1 MI '79	WILLIAMS, John	DB	1 Hm '72	YOUNGER, Jordan	CB	2 To '05, '07
WAYTE, Billy	DB	1 Hm '65	WILLIAMS, K.D.	LB	1 Wp '96	ZAMBIASI, Ben	LB	6 Hm '78-82, '85
WEIR, Glen	DT	2 MI '75, '77	WILLIAMS, Keron	DT	2 MI '09, BC '12	ZAPIEC, Chuck	LB	2 MI '77-78
WELLS, George	DE	1 Sk '74	WILLIAMS, Paul	DB	2 Wp '74, Sk '76	ZYLSTRA, Brandon	WR	1 Ed '17
WEST, James	LB	2 Wp '87, '89	WILLIAMS, Tyrone	DT	2 BC '06-07			
WESTER, Curtis	G	1 BC '74	WILLIS, Odell	DE	2 Wp '11, Ed '14			

ALL-TIME CFL ALL-STAR LEADERS: 1962-2022								
PLESS, Willie	LB	11	Tor '86, '88, BC '90, Edm '91-98	BRYANT, Stanley	OL	7	Cg '13-14, Wp '17-22	
FLORY, Scott	G	9	Mtl '02-03, '05-10, '12	CAMPBELL, Jerry	LB	7	Ott '69-75	
HELTON, John	DL	9	Cgy '71-76, '78, Wpg '79, '82	CHIU, Bryan	C	7	Mtl '00-05, '08	
HENLEY, Garney	DB/WR	9	Ham '64-72	COFFEY, Tommy Joe	WR	7	Edm '62, '64-66, Ham '67-68, '70	
REED, George	FB	9	Ssk '65-69, '71-74	FRANK, Bill	OT	7	Tor '66-68, Wpg '70-73	
WALBY, Chris	OT	9	Wpg '84-87, '89-91, '93-94	HARRIS, Dickie	DB	7	Mtl '74-80	
GABRIEL, Tony	TE	8	Ham '72, '74, Ott '75-80	OKEKE, Uzooma	OL	7	Mtl '97-99, '02-05	
HARRIS, Wayne	LB	8	Cgy '62, '64-68, '70-71	PRINGLE, Mike	RB	7	Bal '94-95, Mtl '97-00, Edm '03	
ILESIC, Hank	P	8	Edm '78-81, Tor '86-87, '91-92	ROBERTS, Charles	RB	7	Wpg '01-07	
BROWN, Doug	DT	7	Wpg '01-02, '06-10	WILSON, Alan	C	7	BC '75-81	

**DIVISION ALL-STAR TEAMS · 1996 TO 2022**

**TOP SINGLE-GAME PERFORMANCES**

2022 EAST DIVISION ALL-STARS					2022 WEST DIVISION ALL-STARS					TEAM TOTALS	2022 HIGHS SINGLE-GAME BEST					
OFFENCE		DEFENCE			OFFENCE		DEFENCE									
C	Justin Lawrence	Tor	DT	Micah Johnson	Ham	C	Sean McEwen	Cgy	DT	Jake Ceresna	Edm	Ham	11	<b>RUSHING:</b>	<b>Yds</b>	
G	Brandon Revenberg	Ham	DT	Shawn Oakman	Tor	G	Ryan Sceviour	Cgy	DT	Mike Rose	Cgy	Tor	8		Tommy Stevens (QB)	163
G	Jacob Ruby	Ott	DE	Julian Howsare	Ham	G	Patrick Neufeld	Wpg	DE	Willie Jefferson	Wpg	Mtl	5	<b>RECEIVING:</b>		
T	Dejon Allen	Tor	DE	Lorenzo Mauldin IV	Ott	T	Stanley Bryant	Wpg	DE	Shawn Lemon	Cgy	Ott	3		Malik Henry	173
T	Landon Rice	Mtl	LB	Wynton McManis	Tor	T	Derek Dennis	Cgy	LB	Adam Bighill	Wpg	Cgy	11	<b>PASSING:</b>		
WR	Eugene Lewis	Mtl	LB	Jovan Santos-Knox	Ham	WR	Dalton Schoen	Wpg	LB	Derrick Moncrief	Ssk	Wpg	9		Nathan Rourke	488
WR	Steven Dunbar Jr.	Ham	LB	Kameron Kelly	Ham	WR	Dominique Rhymes	BC	LB	Cameron Judge	Cgy	BC	4	<b>LONGEST:</b>		
WR	Kurleigh Gittens Jr.	Tor	CB	Jumal Rolle	Ham	WR	Malik Henry	Cgy	CB	Garry Peters	BC	Edm	2	<b>Rush</b>	Tommy Stevens	85
WR	Tim White	Ham	CB	Jamal Peters	Tor	WR	Kenny Lawler	Edm	CB	Jonathan Moxey	Cgy	Ssk	1	<b>PR</b>	Lucky Whitehead	90
WR	Jaelon Acklin	Ott	DB	Richard Leonard	Ham	WR	Nic Demski	Wpg	DB	Marcus Sayles	BC			<b>RC</b>	Mario Alford	104
RB	A.J. Ouellette	Mtl	DB	Wesley Sutton	Mtl	RB	Ka'Deem Carey	Cgy	DB	Deatrick Nichols	Wpg			<b>KOR</b>	Peyton Logan	99
QB	M. Bethel-Thompson	Tor	S	Tunde Adeleke	Ham	QB	Zach Collaros	Wpg	S	Loucheiz Purifoy	BC			<b>FG</b>	Seth Small	58
K	Seth Small	Ham				K	Rene Paredes	Cgy						<b>Punt</b>	Stefan Flintoft	89
P	John Haggerty	Tor				P	Cody Grace	Cgy						<b>MOST:</b>		
ST	Chandler Worthy	Mtl				ST	Janarion Grant	Wpg						<b>Rec</b>	Kenny Lawler	12

2021 EAST DIVISION ALL-STARS					2021 WEST DIVISION ALL-STARS					TEAM TOTALS	2021 HIGHS SINGLE-GAME BEST					
OFFENCE		DEFENCE			OFFENCE		DEFENCE									
C	Peter Nicastro	Tor	DT	Dylan Wynn	Ham	C	Sean McEwen	Cgy	DT	Micah Johnson	Ssk	Ham	10	<b>RUSHING:</b>	<b>Yds</b>	
G	Brandon Revenberg	Ham	DT	Shawn Oakman	Tor	G	Drew Desjarlais	Wpg	DT	Mike Rose	Cgy	Mtl	7		Will Stanback	203
G	Kristian Matte	Mtl	DE	Ja'Gared Davis	Ham	G	Patrick Neufeld	Wpg	DE	Jackson Jeffcoat	Wpg	Tor	7	<b>RECEIVING:</b>		
T	Landon Rice	Mtl	DE	David Ménard	Mtl	T	Stanley Bryant	Wpg	DE	Willie Jefferson	Wpg	Ott	3		Kenny Lawler	205
T	Chris Van Zeyl	Ham	LB	Simoni Lawrence	Ham	T	Jermarcus Hadrick	Wpg	LB	Adam Bighill	Wpg	Wpg	15	<b>PASSING:</b>		
WR	Eugene Lewis	Mtl	LB	Avery Williams	Ott	WR	Kenny Lawler	Wpg	LB	Darnell Sankey	Cgy	Cgy	7		Zach Collaros	417
WR	Jake Wieneke	Mtl	LB	Chris Edwards	Tor	WR	Lucky Whitehead	BC	LB	Alden Darby	Wpg	BC	3	<b>LONGEST:</b>		
WR	Kurleigh Gittens Jr.	Tor	CB	Jumal Rolle	Ham	WR	Bryan Burnham	BC	CB	DeAundre Alford	Wpg	Ssk	2	<b>Rush</b>	Will Stanback	65
WR	Tim White	Ham	CB	Monshadrik Hunter	Mtl	WR	Kamar Jordan	Cgy	CB	Nick Marshall	Ssk	Edm	0	<b>Rec</b>	Josh Huff	83
WR	Jaelon Acklin	Ham	DB	Cariel Brooks	Ham	WR	Nic Demski	Wpg	DB	T.J. Lee	BC			<b>PR</b>	Mario Alford	86
RB	Will Stanback	Mtl	DB	Shaq Richardson	Tor	RB	Ka'Deem Carey	Cgy	DB	Deatrick Nichols	Wpg			<b>KOR</b>	Roc Thomas	101
QB	M. Bethel-Thompson	Tor	S	Tunde Adeleke	Ham	QB	Zach Collaros	Wpg	S	Brandon Alexander	Wpg			<b>FG</b>	Taylor Bertolet	55
K	Boris Bede	Tor				K	Rene Paredes	Cgy						<b>Punt</b>	Jon Ryan	77
P	Richie Leone	Ott				P	Cody Grace	Cgy								
ST	DeVonte Dedmon	Ott				ST	Mike Miller	Wpg								

2019 EAST DIVISION ALL-STARS					2019 WEST DIVISION ALL-STARS					TEAM TOTALS	2019 HIGHS SINGLE-GAME BEST					
OFFENCE		DEFENCE			OFFENCE		DEFENCE									
C	Kristian Matte	Mtl	DT	Cleyon Laing	Tor	C	Dan Clark	Ssk	DT	Almondo Sewell	Edm	Ham	11	<b>RUSHING:</b>	<b>Yds</b>	
G	Brandon Revenberg	Ham	DT	Dylan Wynn	Ham	G	Shane Bergman	Cgy	DT	Mike Moore	Edm	Mtl	10		Will Stanback	203
G	Nolan MacMillan	Ott	DE	John Bowman	Mtl	G	Matt O'Donnell	Edm	DE	Charleston Hughes	Ssk	Tor	4	<b>RECEIVING:</b>		
T	Ryker Matthews	Ham	DE	Ja'Gared Davis	Ham	T	Stanley Bryant	Wpg	DE	Willie Jefferson	Wpg	Ott	2		DaVaris Daniels	207
T	Chris Van Zeyl	Tor	LB	Simoni Lawrence	Ham	T	Derek Dennis	Cgy	LB	Solomon Elimimian	Ssk	Ssk	8	<b>PASSING:</b>		
WR	Bralon Addison	Ham	LB	Henoc Muamba	Mtl	WR	Bryan Burnham	BC	LB	Larry Dean	Edm	Wpg	6		Vernon Adams Jr.	488
WR	Brandon Banks	Ham	LB	Patrick Levels	Mtl	WR	Greg Ellingson	Edm	LB	Derrick Moncrief	Ssk	Cgy	6	<b>LONGEST:</b>		
WR	S.J. Green	Tor	CB	Delvin Breaux	Ham	WR	Reggie Begelton	Cgy	CB	Tre Roberson	Cgy	Edm	5	<b>Rush:</b>		<b>Yds</b>
WR	Derel Walker	Tor	CB	Tommie Campbell	Mtl	WR	Shaq Evans	Ssk	CB	Winston Rose	Wpg	BC	2		Andrew Harris	56
WR	Eugene Lewis	Mtl	DB	Greg Reid	Mtl	WR	Eric Rogers	Cgy	DB	Marcus Sayles	Wpg			<b>Reception:</b>		
RB	Will Stanback	Mtl	DB	Richard Leonard	Mtl	RB	Andrew Harris	Wpg	DB	DaShaun Amos	Cgy				Kyran Moore	98
QB	Vernon Adams Jr.	Mtl	S	Tunde Adeleke	Ham	QB	Cody Fajardo	Ssk	S	Mike Edem	Ssk			<b>Punt return:</b>		
K	Lirim Hajrullahu	Ham				K	Sergio Castillo	BC							Shakeir Ryan	101
P	Richie Leone	Ott				P	Jon Ryan	Ssk						<b>Kickoff return:</b>		
ST	Frankie Williams	Ham				ST	Mike Miller	Wpg							DeAndre Dedmon	111

2018 EAST DIVISION ALL-STARS					2018 WEST DIVISION ALL-STARS					TEAM TOTALS	2018 HIGHS SINGLE-GAME BEST					
OFFENCE		DEFENCE			OFFENCE		DEFENCE									
C	Alex Mateas	Ott	DT	Cleyon Laing	Tor	C	Matthias Goossen	Wpg	DT	Micah Johnson	Cgy	Ott	11	<b>RUSHING:</b>	<b>Yds</b>	
G	Brandon Revenberg	Ham	DT	Ted Laurent	Ham	G	Brendon LaBatte	Ssk	DT	Davon Coleman	BC	Ham	9		C.J. Gable	165
G	Ryan Bomben	Tor	DE	John Bowman	Mtl	G	Sukh Chugh	Wpg	DE	Charleston Hughes	Ssk	Tor	4	<b>RECEIVING:</b>		
T	SirVincent Rogers	Ott	DE	A.C. Leonard	Ott	T	Stanley Bryant	Wpg	DE	Willie Jefferson	Ssk	Mtl	3		Kamar Jordan	249
T	Chris Van Zeyl	Tor	LB	Larry Dean	Ham	T	Derek Dennis	Cgy	LB	Adam Bighill	Wpg	BC	8	<b>PASSING:</b>		
WR	Brad Sinopoli	Ott	LB	Don Unamba	Ham	WR	D'haquille Williams	Edm	LB	Alex Singleton	Cgy	Wpg	7		Bo Levi Mitchell	491
WR	Brandon Banks	Ham	LB	Henoc Muamba	Mtl	WR	Bryan Burnham	BC	LB	Otha Foster	BC	Cgy	6	<b>LONGEST:</b>		
WR	Luke Tasker	Ham	CB	Delvin Breaux	Ham	WR	Kamar Jordan	Cgy	CB	Anthony Orange	BC	Ssk	4	<b>Rush:</b>		<b>Yds</b>
WR	Greg Ellingson	Ott	CB	Jonathan Rose	Ott	WR	Derel Walker	Edm	CB	Ciante Evans	Cgy	Edm	2		Marcus Thigpen	82
WR	S.J. Green	Tor	DB	Cariel Brooks	Ham	WR	Darvin Adams	Wpg	DB	Ed Gainey	Ssk			<b>Reception:</b>		
RB	William Powell	Ott	DB	Derico Murray	Ott	RB	Andrew Harris	Wpg	DB	T.J. Lee	BC				Derel Walker	101
QB	Jeremiah Masoli	Ham	S	Branden Dozier	Mtl	QB	Bo Levi Mitchell	Cgy	S	Taylor Loffler	Wpg			<b>Punt return:</b>		
K	Lewis Ward	Ott				K	Brett Lauther	Ssk							Terry Williams	102
P	Richie Leone	Ott				P	Ty Long	BC						<b>Kickoff return:</b>		
ST	Diontae Spencer	Ott				ST	Chris Rainey	BC							Marcus Thigpen	97



**DIVISION ALL-STAR TEAMS · 1996 TO 2022**

**TOP SINGLE-GAME PERFORMANCES**

2017 EAST DIVISION ALL-STARS					2017 WEST DIVISION ALL-STARS					TEAM TOTALS	2017 HIGHS SINGLE-GAME BEST				
OFFENCE		DEFENCE			OFFENCE		DEFENCE								
C	Sean McEwen	Tor	DT	Cleyon Laing	Tor	C	Ucambre Williams	Cgy	DT	Almondo Sewell	Edm	Tor	10	<b>RUSHING:</b>	<b>Yds</b>
G	Ryan Bomben	Ham	DT	Dylan Wynn	Tor	G	Brendon LaBatte	Ssk	DT	Micah Johnson	Cgy	Ott	8	James Wilder	190
G	Alex Mateas	Ott	DE	Victor Butler	Tor	G	Matt O'Donnell	Edm	DE	Charleston Hughes	Cgy	Ham	6	<b>RECEIVING:</b>	
T	Chris Van Zeyl	Tor	DE	John Bowman	Mtl	T	Stanley Bryant	Wpg	DE	Willie Jefferson	BC	Mtl	3	Duron Carter	231
T	Jason Lauzon-Seguín	Ott	LB	Kyries Hebert	Mtl	T	Jermarcus Hardrick	Wpg	LB	Solomon Elimimian	BC	Wpg	7	<b>PASSING:</b>	
WR	Greg Ellingson	Ott	LB	Larry Dean	Ham	WR	Brandon Zylstra	Edm	LB	Alex Singleton	Cgy	Cgy	7	Ricky Ray	506
WR	S.J. Green	Tor	LB	Marcus Ball	Tor	WR	Bryan Burnham	BC	LB	Kenny Ladler	Edm	Ssk	5	<b>LONGEST:</b>	
WR	Luke Tasker	Ham	CB	Richard Leonard	Ham	WR	Duron Carter	Ssk	CB	Ciante Evans	Cgy	Edm	5	<b>Rush:</b>	<b>Yds</b>
WR	Brad Sinopoli	Ott	CB	Jonathon Mincy	Mtl	WR	Darvin Adams	Wpg	CB	Chris Randle	Wpg	BC	3	James Wilder	85
WR	Brandon Banks	Ham	DB	Cassius Vaughn	Tor	WR	Namaan Roosevelt	Ssk	DB	Ed Gainey	Ssk			<b>Reception:</b>	
RB	William Powell	Ott	DB	Derico Murray	Tor	RB	Andrew Harris	Wpg	DB	T.J. Heath	Wpg			Vidal Hazelton	108
QB	Trevor Harris	Ott	S	Antoine Pruneau	Ott	QB	Mike Reilly	Edm	S	Taylor Loffler	Wpg			<b>Punt return:</b>	
K	Sergio Castillo	Ham				K	Rene Paredes	Cgy						Roy Finch	103
P	Brett Maher	Ott				P	Ty Long	BC						<b>Kickoff return:</b>	
ST	Diontae Spencer	Ott				ST	Roy Finch	Cgy						Ryan Lankford	105

2016 EAST DIVISION ALL-STARS					2016 WEST DIVISION ALL-STARS					TEAM TOTALS	2016 HIGHS SINGLE-GAME BEST				
OFFENCE		DEFENCE			OFFENCE		DEFENCE								
C	Jon Gott	Ott	DT	Ted Laurent	Ham	C	Justin Sorensen	Edm	DT	Almondo Sewell	Edm	Ott	11	<b>RUSHING:</b>	<b>Yds</b>
G	Ryan Bomben	Ham	DT	Zack Evans	Ott	G	Spencer Wilson	Cgy	DT	Micah Johnson	Cgy	Ham	8	Jeremiah Johnson	159
G	Tyler Holmes	Tor	DE	John Chick	Ham	G	Travis Bond	Wpg	DE	Charleston Hughes	Cgy	Tor	5	<b>RECEIVING:</b>	
T	SirVincent Rogers	Ott	DE	Shawn Lemon	Tor	T	Derek Dennis	Cgy	DE	Alex Bazzie	BC	Mtl	3	Greg Ellingson	218
T	Chris Van Zeyl	Tor	LB	Bear Woods	Mtl	T	Jovan Olafioye	BC	LB	Solomon Elimimian	BC	Cgy	9	<b>PASSING:</b>	
WR	Ernest Jackson	Ott	LB	Simoni Lawrence	Ham	WR	Adarius Bowman	Edm	LB	Adam Bighill	BC	BC	8	Trevor Harris	485
WR	Chris Williams	Ott	LB	Damaso Munoz	Ott	WR	E.Arceneaux	BC	LB	Maurice Leggett	Wpg	Wpg	6	<b>LONGEST:</b>	<b>Yds</b>
WR	Greg Ellingson	Ott	CB	Mitchell White	Ott	WR	Derel Walker	Edm	CB	Tommie Campbell	Cgy	Edm	4	<b>Rush</b>	Rakeem Cato
WR	Nik Lewis	Mtl	CB	Jonathan Rose	Ott	WR	Bryan Burnham	BC	CB	Ciante Evans	Cgy	Ssk	0	<b>Rec</b>	Derel Walker
RB	C.J. Gable	Ham	DB	Emanuel Davis	Ham	RB	Jerome Messam	Cgy	DB	Jamar Wall	Cgy			<b>PR</b>	Chris Rainey
RB	Brandon Whitaker	Tor	DB	Abdul Kanneh	Ott	RB	Andrew Harris	Wpg	DB	T.J. Heath	Wpg			<b>KOR</b>	Q.McDuffie
QB	Trevor Harris	Ott	S	Marc-O Brouillette	Mtl	QB	Bo Levi Mitchell	Cgy	S	Taylor Loffler	Wpg				
K	Lirim Hajrullahu	Tor	ST	Brandon Banks	Ham	K	Justin Medlock	Wpg	ST	Chris Rainey	BC				
P	Brett Maher	Ham				P	Richie Leone	BC							

2015 EAST DIVISION ALL-STARS					2015 WEST DIVISION ALL-STARS					TEAM TOTALS	2015 HIGHS SINGLE-GAME BEST				
OFFENCE		DEFENCE			OFFENCE		DEFENCE								
C	Jon Gott	Ott	DT	Ted Laurent	Ham	C	Pierre Lavertu	Cgy	DT	Almondo Sewell	Edm	Ott	9	<b>RUSHING:</b>	<b>Yds</b>
G	Ryan Bomben	Ham	DT	Cleyon Laing	Tor	G	Brendon LaBatte	Ssk	DT	Micah Brooks	BC	Ham	8	Shakir Bell	144
G	Greg Van Roten	Tor	DE	John Bowman	Mtl	G	Spencer Wilson	Cgy	DE	Jamaal Westerman	Wpg	Mtl	6	<b>RECEIVING:</b>	
T	SirVincent Rogers	Ott	DE	Justin Capicciotti	Ott	T	Jovan Olafioye	BC	DE	Charleston Hughes	Cgy	Tor	4	Adarius Bowman	208
T	Jeff Perrett	Mtl	LB	Winston Venable	Mtl	T	D'Anthony Batiste	Edm	LB	Adam Bighill	BC	BC	8	<b>PASSING:</b>	
WR	S.J. Green	Mtl	LB	Simoni Lawrence	Ham	WR	Eric Rogers	Cgy	LB	Dexter McCoil	Edm	Cgy	7	Henry Burris	504
WR	Chris Williams	Ott	LB	Greg Jones	Tor	WR	Adarius Bowman	Edm	LB	Jeff Knox Jr.	Ssk	Edm	7	<b>LONGEST:</b>	<b>Yds</b>
WR	Luke Tasker	Ham	CB	Abdul Kanneh	Ott	WR	E.Arceneaux	BC	CB	John Ojo	Edm	Ssk	3	<b>Rush</b>	Shakir Bell
WR	Brad Sinopoli	Ott	CB	Jovon Johnson	Ott	WR	Derel Walker	Edm	CB	Johnny Adams	Wpg	Wpg	2	<b>Rec</b>	Terrell Sinkfield
RB	Tyrell Sutton	Mtl	DB	Emanuel Davis	Ham	RB	Andrew Harris	BC	DB	Aaron Grymes	Edm			<b>PR</b>	Chris Rainey
RB	Brandon Whitaker	Tor	DB	Jerrell Gavins	Ott	RB	Jerome Messam	Ssk	DB	Ryan Phillips	BC			<b>KOR</b>	Chris Rainey
QB	Henry Burris	Ott	S	Craig Butler	Ham	QB	Bo Levi Mitchell	Cgy	S	Josh Bell	Cgy				
K	Justin Medlock	Ham	ST	Brandon Banks	Ham	K	Rene Paredes	Cgy	ST	Bo Lokombo	BC				
P	Boris Bede	Mtl				P	Richie Leone	BC							

2014 EAST DIVISION ALL-STARS					2014 WEST DIVISION ALL-STARS					TEAM TOTALS	2014 HIGHS SINGLE-GAME BEST				
OFFENCE		DEFENCE			OFFENCE		DEFENCE								
C	L.Brodeur-Jourdain	Mtl	DT	Ted Laurent	Ham	C	Brett Jones	Cgy	DT	Tearrius George	Ssk	Mtl	11	<b>RUSHING:</b>	<b>Yds</b>
G	Brian Simmons	Ham	DT	Alan-Michael Cash	Mtl	G	Brendon LaBatte	Ssk	DT	Almondo Sewell	Edm	Ham	10	John White	192
G	Tyler Holmes	Tor	DE	John Bowman	Mtl	G	Simeon Rottier	Edm	DE	John Chick	Ssk	Tor	6	<b>RECEIVING:</b>	
T	Chris Van Zeyl	Tor	DE	Eric Norwood	Ham	T	Jovan Olafioye	BC	DE	Odell Willis	Edm	Ott	0	Ernest Jackson	195
T	Josh Bourke	Mtl	LB	Chip Cox	Mtl	T	Stanley Bryant	Cgy	LB	Adam Bighill	BC	Edm	9	<b>PASSING:</b>	
WR	Chad Owens	Tor	LB	Bear Woods	Mtl	WR	Adarius Bowman	Edm	LB	Solomon Elimimian	BC	Cgy	7	Ricky Ray	431
WR	Duron Carter	Mtl	LB	Simoni Lawrence	Ham	WR	Emmanuel Arceneaux	BC	LB	Dexter McCoil	Edm	BC	5	<b>LONGEST:</b>	<b>Yds</b>
WR	Luke Tasker	Ham	CB	Geoff Tisdale	Mtl	WR	Rob Bagg	Ssk	CB	Patrick Watkins	Edm	Ssk	5	<b>Rush</b>	Jon Cornish
WR	S.J. Green	Mtl	CB	Delvin Breaux	Ham	WR	Clarence Denmark	Wpg	CB	Fred Bennett	Cgy	Wpg	1	<b>Rec</b>	Maurice Price
RB	Brandon Whitaker	Mtl	DB	Jerald Brown	Mtl	RB	Jon Cornish	Cgy	DB	Brandon Smith	Cgy			<b>PR</b>	Brandon Banks
RB	Nic Grigsby	Ham	DB	Derico Murray	Ham	RB	John White	Edm	DB	Jamar Wall	Cgy			<b>KOR</b>	Kendial Lawrence
QB	Ricky Ray	Tor	S	Craig Butler	Ham	QB	Mike Reilly	Edm	S	Tyron Brackneridge	Ssk				
K	Swayze Waters	Tor	ST	Brandon Banks	Ham	K	Paul McCallum	BC	ST	Deon Lacey	Edm				
P	Swayze Waters	Tor				P	Rob Maver	Cgy							

**DIVISION ALL-STAR TEAMS · 1996 TO 2022**

**TOP SINGLE-GAME PERFORMANCES**

2013 EAST DIVISION ALL-STARS					2013 WEST DIVISION ALL-STARS					TEAM	2013 HIGHS				
OFFENCE		DEFENCE			OFFENCE		DEFENCE			TOTALS	SINGLE-GAME BEST				
C	Jeff Keeping	Tor	DT	Khalif Mitchell	Tor	C	Brett Jones	Cgy	DT	Tearrius George	Ssk	Mtl	9	<b>RUSHING:</b>	<b>Yds</b>
G	Greg Wojt	Ham	DT	Bryant Turner	Wpg	G	Brendon LaBatte	Ssk	DT	Almondo Sewell	Edm	Tor	8		208
G	Chris Van Zeyl	Tor	DE	John Bowman	Mtl	G	Jon Gott	Cgy	DE	Alex Hall	Ssk	Ham	6	<b>RECEIVING:</b>	
T	Josh Bourke	Mtl	DE	Brandon Boudreaux	Ham	T	Jovan Olafioye	BC	DE	Charleston Hughes	Cgy	Wpg	4		199
T	Glenn January	Wpg	LB	Chip Cox	Mtl	T	Stanley Bryant	Cgy	LB	Adam Bighill	BC	Cgy	10	<b>PASSING:</b>	
WR	Chad Owens	Tor	LB	Robert McCune	Tor	WR	Fred Stamps	Edm	LB	Solomon Elimimian	BC	Ssk	9		511
WR	Andre Durie	Tor	LB	Henoc Muamba	Wpg	WR	Weston Dressler	Ssk	LB	Juan Simpson	Cgy	BC	6	<b>LONGEST:</b>	<b>Yds</b>
WR	Bakari Grant	Ham	CB	Geoff Tisdale	Mtl	WR	Chris Getzlaf	Ssk	CB	Dante Marsh	BC	Edm	2	<b>Rush</b>	Chad Simpson 75
WR	S.J. Green	Mtl	CB	Patrick Watkins	Tor	WR	Marquay McDaniel	Cgy	CB	Cord Parks	BC			<b>Rec</b>	Arland Bruce III 86
RB	C.J. Gable	Ham	DB	Jerald Brown	Mtl	RB	Jon Cornish	Cgy	DB	Ryan Phillips	BC			<b>PR</b>	Cary Koch 81
RB	Will Ford	Wpg	DB	Billy Parker	Mtl	RB	Kory Sheets	Ssk	DB	Dwight Anderson	Ssk			<b>KOR</b>	Noel Devine 108
QB	Ricky Ray	Tor	S	Mike Edem	Mtl	QB	Darian Durant	Ssk	S	Tyron Brackenridge	Ssk			<b>FG</b>	Rene Paredes 52
K	Sean Whyte	Mtl	ST	Marc Beswick	Ham	K	Rene Paredes	Cgy	ST	Larry Taylor	Cgy				
P	Josh Bartel	Ham				P	Rob Maver	Cgy							

2012 EAST DIVISION ALL-STARS					2012 WEST DIVISION ALL-STARS					TEAM	2012 HIGHS				
OFFENCE		DEFENCE			OFFENCE		DEFENCE			TOTALS	SINGLE-GAME BEST				
C	L.Brodeur-Jourdain	Mtl	DT	Armond Armstead	Tor	C	Angus Reid	BC	DT	Ted Laurent	Edm	Mtl	10	<b>RUSHING:</b>	<b>Yds</b>
G	Peter Dyakowski	Ham	DT	Bryant Turner	Wpg	G	Dimitri Tsoumpas	Cgy	DT	Almondo Sewell	Edm	Ham	7		185
G	Scott Flory	Mtl	DE	John Bowman	Mtl	G	Brendon LaBatte	Ssk	DE	Keron Williams	BC	Wpg	7	<b>RECEIVING:</b>	
T	Josh Bourke	Mtl	DE	Alex Hall	Wpg	T	Jovan Olafioye	BC	DE	Charleston Hughes	Cgy	Tor	3		204
T	Glenn January	Wpg	LB	Chip Cox	Mtl	T	Ben Archibald	BC	LB	Adam Bighill	BC	BC	10	<b>PASSING:</b>	
WR	Chad Owens	Tor	LB	Shea Emry	Mtl	WR	Weston Dressler	Ssk	LB	J.C. Sherritt	Edm	Cgy	8		497
WR	Chris Matthews	Wpg	LB	Rey Williams	Ham	WR	Nik Lewis	Cgy	LB	Juan Simpson	Cgy	Edm	6	<b>LONGEST:</b>	<b>Yds</b>
WR	Chris Williams	Ham	CB	Jovon Johnson	Wpg	WR	Fred Stamps	Edm	CB	Joe Burnett	Edm	Ssk	3	<b>Rush</b>	Chevon Walker 89
WR	S.J. Green	Mtl	CB	Patrick Watkins	Tor	WR	Chris Getzlaf	Ssk	CB	Keon Raymond	Cgy			<b>Rec</b>	Fred Stamps 95
RB	Chad Simpson	Wpg	DB	Jonathan Hefney	Wpg	RB	Jon Cornish	Cgy	DB	Korey Banks	BC				Chevon Walker 95
RB	Avon Cobourne	Ham	DB	Dwight Anderson	Mtl	RB	Andrew Harris	BC	DB	Ryan Phillips	BC			<b>PR</b>	Chris Williams 89
QB	Anthony Calvillo	Mtl	S	Kyries Hebert	Mtl	QB	Travis Lulay	BC	S	Donovan Alexander	Edm			<b>KOR</b>	Jason Armstead 84
K	Luca Congi	Ham	ST	Chris Williams	Ham	K	Rene Paredes	Cgy	ST	Tim Brown	BC			<b>FG</b>	Sean Whyte 52
P	Josh Bartel	Ham				P	Rob Maver	Cgy							

2011 EAST DIVISION ALL-STARS					2011 WEST DIVISION ALL-STARS					TEAM	2011 HIGHS				
OFFENCE		DEFENCE			OFFENCE		DEFENCE			TOTALS	SINGLE-GAME BEST				
C	Dominic Picard	Tor	DT	Doug Brown	Wpg	C	Angus Reid	BC	DT	Aaron Hunt	BC	Wpg	8	<b>RUSHING:</b>	<b>Yds</b>
G	Brendon LaBatte	Wpg	DT	Kevin Huntley	Tor	G	Dimitri Tsoumpas	Cgy	DT	Khalif Mitchell	BC	Mtl	7		159
G	Scott Flory	Mtl	DE	Justin Hickman	Ham	G	Greg Wojt	Edm	DE	Keron Williams	BC	Tor	7	<b>RECEIVING:</b>	
T	Josh Bourke	Mtl	DE	Odell Willis	Wpg	T	Jovan Olafioye	BC	DE	Marcus Howard	Edm	Ham	5		226
T	Glenn January	Wpg	LB	Chip Cox	Mtl	T	Ben Archibald	BC	LB	Solomon Elimimian	BC	BC	12	<b>PASSING:</b>	
WR	S.J. Green	Mtl	LB	Jamall Johnson	Ham	WR	Geroy Simon	BC	LB	Jerrell Freeman	Ssk	Cgy	6		422
WR	Jamel Richardson	Mtl	LB	Rey Williams	Ham	WR	Nik Lewis	Cgy	LB	Rod Davis	Edm	Edm	6	<b>LONGEST:</b>	<b>Yds</b>
WR	Terrence Edwards	Wpg	CB	Jovon Johnson	Wpg	WR	Fred Stamps	Edm	CB	Dante Marsh	BC	Ssk	3	<b>Rush</b>	Terry Grant 89
WR	Chris Williams	Ham	CB	Byron Parker	Tor	WR	Weston Dressler	Ssk	CB	Rod Williams	Edm			<b>Rec</b>	Arland Bruce III 100
RB	Brandon Whitaker	Mtl	DB	Jonathan Hefney	Wpg	RB	Jon Cornish	Cgy	DB	Keon Raymond	Cgy			<b>PR</b>	Tim Brown 97
RB	Cory Boyd	Tor	DB	Lin-J Shell	Tor	RB	Jerome Messam	Edm	DB	Korey Banks	BC			<b>KOR</b>	Chris Williams 93
QB	Anthony Calvillo	Mtl	S	Ian Logan	Wpg	QB	Travis Lulay	BC	S	Craig Butler	Ssk			<b>FG</b>	Justin Medlock 57
K	Justin Medlock	Ham	ST	Chad Owens	Tor	K	Paul McCallum	BC	ST	Larry Taylor	Cgy				
P	Noel Prefontaine	Tor				P	Burke Dales	Cgy							

2010 EAST DIVISION ALL-STARS					2010 WEST DIVISION ALL-STARS					TEAM	2010 HIGHS				
OFFENCE		DEFENCE			OFFENCE		DEFENCE			TOTALS	SINGLE-GAME BEST				
C	Marwan Hage	Ham	DT	Doug Brown	Wpg	C	Jeremy O'Day	Ssk	DT	DeVone Claybrooks	Cgy	Mtl	9	<b>RUSHING:</b>	<b>Yds</b>
G	Brendon LaBatte	Wpg	DT	Kevin Huntley	Tor	G	Dimitri Tsoumpas	Cgy	DT	Tom Johnson	Cgy	Tor	7		171
G	Scott Flory	Mtl	DE	Phillip Hunt	Wpg	G	Jovan Olafioye	BC	DE	Charleston Hughes	Cgy	Wpg	7	<b>RECEIVING:</b>	
T	Josh Bourke	Mtl	DE	John Bowman	Mtl	T	Ben Archibald	Cgy	DE	Brent Johnson	BC	Ham	4		272
T	Rob Murphy	Tor	LB	Chip Cox	Mtl	T	Gene Makowsky	Ssk	LB	Juan Simpson	Cgy	Cgy	13	<b>PASSING:</b>	
WR	Terrence Edwards	Wpg	LB	Kevin Eiben	Tor	WR	Nik Lewis	Cgy	LB	Barrin Simpson	Ssk	BC	6		500
WR	Arland Bruce III	Ham	LB	Markeith Knowlton	Ham	WR	Fred Stamps	Edm	LB	Korey Banks	BC	Ssk	6	<b>LONGEST:</b>	<b>Yds</b>
WR	Jamel Richardson	Mtl	CB	Jovon Johnson	Wpg	WR	Andy Fantuz	Ssk	CB	Dwight Anderson	Cgy	Edm	2	<b>Rush</b>	Wes Cates 83
WR	Dave Stala	Ham	CB	Mark Estelle	Mtl	WR	Romby Bryant	Cgy	CB	Brandon Browner	Cgy			<b>Rec</b>	Ken-Yon Rambo 100
RB	Fred Reid	Wpg	DB	Jerald Brown	Mtl	RB	Wes Cates	Ssk	DB	Ryan Phillips	BC			<b>PR</b>	Marcus Thigpen 93
RB	Cory Boyd	Tor	DB	Lin-J Shell	Tor	RB	Joffrey Reynolds	Cgy	DB	Chris Thompson	Edm			<b>KOR</b>	Ryan Christian 110
QB	Anthony Calvillo	Mtl	S	Willie Pile	Tor	QB	Henry Burris	Cgy	S	James Patrick	Ssk			<b>FG</b>	N.Prefontaine 57
K	Damon Duval	Mtl	ST	Chad Owens	Tor	K	Paul McCallum	BC	ST	Yonus Davis	BC				
P	Mike Renaud	Wpg				P	Burke Dales	Cgy							

**DIVISION ALL-STAR TEAMS · 1996 TO 2022**

**TOP SINGLE-GAME PERFORMANCES**

2009 EAST DIVISION ALL-STARS					2009 WEST DIVISION ALL-STARS					TEAM TOTALS	2009 HIGHS SINGLE-GAME BEST				
OFFENCE			DEFENCE		OFFENCE			DEFENCE							
C	Bryan Chiu	Mtl	DT	Doug Brown	Wpg	C	Jeremy O'Day	Ssk	DT	Aaron Hunt	BC	Mtl	17	<b>RUSHING:</b>	<b>Yds</b>
G	Brendon LaBatte	Wpg	DT	Keron Williams	Mtl	G	Dimitri Tsoumpas	Cgy	DT	Dario Romero	Edm	Wpg	6	Fred Reid	260
G	Scott Flory	Mtl	DE	John Bowman	Mtl	G	Gene Makowsky	Ssk	DE	Steve Baggs	Ssk	Ham	4	<b>RECEIVING:</b>	
T	Josh Bourke	Mtl	DE	Anwar Stewart	Mtl	T	Ben Archibald	Cgy	DE	John Chick	Ssk	Tor	0	Adarius Bowman	213
T	Dan Goodspeed	Ham	LB	Chip Cox	Mtl	T	Calvin Armstrong	Edm	LB	Tad Kornegay	Ssk	Ssk	9	<b>PASSING:</b>	
WR	Ben Cahoon	Mtl	LB	Markeith Knowlton	Ham	WR	Geroy Simon	BC	LB	Sean Lucas	Ssk	Cgy	8	Kevin Glenn	506
WR	Arland Bruce III	Ham	LB	Jamall Johnson	Ham	WR	Weston Dressler	Ssk	LB	Anton McKenzie	BC	BC	7	<b>LONGEST:</b>	<b>Yds</b>
WR	Jamel Richardson	Mtl	CB	Jovon Johnson	Wpg	WR	Fred Stamps	Edm	CB	Dwight Anderson	Cgy	Edm	3	<b>Rush</b>	Arkee Whitlock 60
WR	Kerry Watkins	Mtl	CB	Mark Estelle	Mtl	WR	Jeremaine Copeland	Cgy	CB	Brandon Browner	Cgy			<b>Rec</b>	Jason Carter 95
RB	Avon Cobourne	Mtl	DB	Jonathan Hefney	Wpg	RB	Martell Mallett	BC	DB	Korey Banks	BC			<b>PR</b>	Jovon Johnson 79
RB	Fred Reid	Wpg	DB	Lenny Walls	Wpg	RB	Joffrey Reynolds	Cgy	DB	Lance Frazier	Ssk			<b>KOR</b>	Titus Ryan 104
QB	Anthony Calvillo	Mtl	S	Mathieu Proulx	Mtl	QB	Darian Durant	Ssk	S	Barron Miles	BC			<b>FG</b>	Alexis Serna 54
K	Damon Duval	Mtl	ST	Larry Taylor	Mtl	K	Sandro DeAngelis	Cgy	ST	Jason Arakgi	BC				
P	Damon Duval	Mtl				P	Burke Dales	Cgy							

2008 EAST DIVISION ALL-STARS					2008 WEST DIVISION ALL-STARS					TEAM TOTALS	2008 HIGHS SINGLE-GAME BEST				
OFFENCE			DEFENCE		OFFENCE			DEFENCE							
C	Bryan Chiu	Mtl	DT	Doug Brown	Wpg	C	Rob Lazeo	Cgy	DT	Aaron Hunt	BC	Mtl	14	<b>RUSHING:</b>	<b>Yds</b>
G	Paul Lambert	Mtl	DT	Keron Williams	Mtl	G	Patrick Kabongo	Edm	DT	Dario Romero	Edm	Wpg	6	AJ Harris, J.Lumsden	189
G	Scott Flory	Mtl	DE	Jonathan Brown	Tor	G	Gene Makowsky	Ssk	DE	Cameron Wake	BC	Ham	4	<b>RECEIVING:</b>	
T	Josh Bourke	Mtl	DE	Gavin Walls	Wpg	T	Jason Jimenez	BC	DE	Brent Johnson	BC	Tor	3	Prechae Rodriguez	198
T	Dan Goodspeed	Wpg	LB	Markeith Knowlton	Ham	T	Rob Murphy	BC	LB	Javier Glatt	BC	BC	13	<b>PASSING:</b>	
WR	Ben Cahoon	Mtl	LB	T.J. Hill	Mtl	WR	Geroy Simon	BC	LB	Maurice Lloyd	Ssk	Cgy	6	Anthony Calvillo	472
WR	Arland Bruce III	Ham	LB	Zeke Moreno	Wpg	WR	Paris Jackson	BC	LB	Anton McKenzie	Ssk	Edm	4	<b>LONGEST:</b>	<b>Yds</b>
WR	Jamel Richardson	Mtl	CB	Mark Estelle	Mtl	WR	Kamau Peterson	Edm	CB	Brandon Browner	Cgy	Ssk	4	<b>Rush</b>	J.Robertson 75
WR	Kerry Watkins	Mtl	CB	Davis Sanchez	Mtl	WR	Ken-Yon Rambo	Cgy	CB	Dante Marsh	BC			Tre Smith	75
RB	Avon Cobourne	Mtl	DB	Kelly Malveaux	Wpg	RB	Wes Cates	Ssk	DB	Korey Banks	BC			<b>Rec</b>	Milt Stegall 92
RB	Fred Reid	Wpg	DB	Chris Thompson	Ham	RB	Joffrey Reynolds	Cgy	DB	Jason Goss	Edm			<b>PR</b>	Dom. Dorsey 94
QB	Anthony Calvillo	Mtl	S	Kenny Wheaton	Tor	QB	Henry Burris	Cgy	S	Barron Miles	BC			<b>KOR</b>	Trsiton Jackson 94
K	Damon Duval	Mtl	ST	Dominique Dorsey	Tor	K	Sandro DeAngelis	Cgy	ST	Ian Smart	BC			<b>FG</b>	Luca Congi 55
P	Nick Setta	Ham				P	Paul McCallum	BC							

2007 EAST DIVISION ALL-STARS					2007 WEST DIVISION ALL-STARS					TEAM TOTALS	2007 HIGHS SINGLE-GAME BEST				
OFFENCE			DEFENCE		OFFENCE			DEFENCE							
C	Marwan Hage	Ham	DT	Doug Brown	Wpg	C	Jeremy O'Day	Ssk	DT	Aaron Hunt	BC	Wpg	11	<b>RUSHING:</b>	<b>Yds</b>
G	Taylor Robertson	Tor	DT	Adriano Belli	Tor	G	Kelly Bates	BC	DT	Tyrone Williams	Edm	Tor	9	Jesse Lumsden	211
G	Scott Flory	Mtl	DE	Jonathan Brown	Tor	G	Jay McNeil	Cgy	DE	Cameron Wake	BC	Mtl	4	<b>RECEIVING:</b>	
T	Dan Goodspeed	Wpg	DE	Tom Canada	Wpg	T	Rob Murphy	BC	DE	Fred Perry	Ssk	Ham	3	Andy Fantuz	240
T	Alexandre Gauthier	Wpg	LB	Kevin Eiben	Tor	T	Gene Makowsky	Ssk	LB	Otis Floyd	BC	BC	14	<b>PASSING:</b>	
WR	Ben Cahoon	Mtl	LB	Barrin Simpson	Wpg	WR	Geroy Simon	BC	LB	Reggie Hunt	Ssk	Ssk	8	Kevin Glenn	453
WR	Terrence Edwards	Wpg	LB	Zeke Moreno	Wpg	WR	Nik Lewis	Cgy	LB	Maurice Lloyd	Ssk	Cgy	4	<b>LONGEST:</b>	<b>Yds</b>
WR	Milt Stegall	Wpg	CB	Byron Parker	Tor	WR	D.J. Flick	Ssk	CB	Lavar Glover	BC	Edm	1	<b>Rush</b>	Jesse Lumsden 75
WR	Derick Armstrong	Wpg	CB	Jordan Younger	Tor	WR	Jason Clermont	BC	CB	James Johnson	Ssk			<b>Rec</b>	Ben Cahoon 97
RB	Charles Roberts	Wpg	DB	Randee Drew	Mtl	RB	Joffrey Reynolds	Cgy	DB	Korey Banks	BC			<b>PR</b>	Markus Howell 96
RB	Jesse Lumsden	Ham	DB	Kenny Wheaton	Tor	RB	Joe Smith	BC	DB	Ryan Phillips	BC			<b>KOR</b>	Dom. Dorsey 97
QB	Kevin Glenn	Wpg	S	Orlando Steinauer	Tor	QB	Kerry Joseph	Ssk	S	Barron Miles	BC			<b>FG</b>	Nick Setta 53
K	Damon Duval	Mtl	ST	Dominique Dorsey	Tor	K	Sandro DeAngelis	Cgy	ST	Ian Smart	BC				
P	Nick Setta	Ham				P	Paul McCallum	BC							

2006 EAST DIVISION ALL-STARS					2006 WEST DIVISION ALL-STARS					TEAM TOTALS	2006 HIGHS SINGLE-GAME BEST				
OFFENCE			DEFENCE		OFFENCE			DEFENCE							
C	Bryan Chiu	Mtl	DT	Doug Brown	Wpg	C	Jeremy O'Day	Ssk	DT	Aaron Hunt	BC	Tor	11	<b>RUSHING:</b>	<b>Yds</b>
G	Scott Flory	Mtl	DT	Ed Phillion	Mtl	G	Dan Comiskey	Edm	DT	Tyrone Williams	Edm	Mtl	9	Ronald McClendon	198
G	Jude St. John	Tor	DE	Jonathan Brown	Tor	G	Jay McNeil	Cgy	DE	Brent Johnson	BC	Wpg	6	<b>RECEIVING:</b>	
T	Bernard Williams	Tor	DE	Gavin Walls	Wpg	T	Rob Murphy	BC	DE	Fred Perry	Ssk	Ham	1	Milt Stegall	254
T	Jerome Davis	Tor	LB	Kevin Eiben	Tor	T	Gene Makowsky	Ssk	LB	Otis Floyd	BC	BC	9	<b>PASSING:</b>	
WR	Ben Cahoon	Mtl	LB	Barrin Simpson	Wpg	WR	Geroy Simon	BC	LB	Reggie Hunt	Ssk	Cgy	7	Kerry Joseph	405
WR	Arland Bruce III	Tor	LB	Tim Strickland	Mtl	WR	Nik Lewis	Cgy	LB	Brian Clark	Cgy	Ssk	7	<b>LONGEST:</b>	<b>Yds</b>
WR	Milt Stegall	Wpg	CB	Byron Parker	Tor	WR	Jason Tucker	Edm	CB	Dante Marsh	BC	Edm	4	<b>Rush</b>	Joe Smith 66
WR	Kerry Watkins	Mtl	CB	Jordan Younger	Tor	WR	Matt Dominguez	Ssk	CB	Coby Rhinehart	Cgy			<b>Rec</b>	Milt Stegall 100
RB	Charles Roberts	Wpg	DB	Tay Cody	Ham	RB	Joffrey Reynolds	Cgy	DB	Korey Banks	BC			<b>PR</b>	B.Livingston 88
RB	Robert Edwards	Mtl	DB	Kenny Wheaton	Tor	RB	Kenton Keith	Ssk	DB	Eddie Davis	Ssk			<b>KOR</b>	J.R. Ruffin 90
QB	Anthony Calvillo	Mtl	S	Orlando Steinauer	Tor	QB	Ricky Ray	Edm	S	Barron Miles	BC			<b>FG</b>	Luca Congi 53
K	Damon Duval	Mtl	ST	Albert Johnson III	Wpg	K	Sandro DeAngelis	Cgy	ST	Carl Kidd	BC				
P	Noel Prefontaine	Tor				P	Burke Dales	Cgy							

**DIVISION ALL-STAR TEAMS · 1996 TO 2022**

**TOP SINGLE-GAME PERFORMANCES**

2005 EAST DIVISION ALL-STARS					2005 WEST DIVISION ALL-STARS					TEAM	2005 HIGHS					
OFFENCE		DEFENCE			OFFENCE		DEFENCE			TOTALS	SINGLE-GAME BEST					
C	Bryan Chiu	Mtl	DT	Adriano Belli	Ham	C	Jeremy O'Day	Ssk	DT	Scott Schultz	Ssk	Tor	12	<b>RUSHING:</b>	<b>Yds</b>	
G	Scott Flory	Mtl	DT	Ed Philion	Mtl	G	Andrew Greene	Ssk	DT	Sheldon Napastuk	Cgy	Mtl	9	Charles Roberts	195	
G	Jude St. John	Tor	DE	Jonathan Brown	Tor	G	Jay McNeil	Cgy	DE	Brent Johnson	BC	Ott	5	<b>RECEIVING:</b>		
T	Bernard Williams	Tor	DE	Anthony Collier	Ott	T	Gene Makowsky	Ssk	DE	Gavin Walls	Wpg	Ham	1	Milt Stegall	234	
T	Uzooma Okeke	Mtl	LB	Kevin Eiben	Tor	T	Jeff Pilon	Cgy	LB	Otis Floyd	BC	Cgy	8	<b>PASSING:</b>		
WR	Ben Cahoon	Mtl	LB	Michael Fletcher	Tor	WR	Jason Tucker	Edm	LB	John Grace	Cgy	Ssk	8	Damon Allen	484	
WR	Arland Bruce III	Tor	LB	Duane Butler	Mtl	WR	Milt Stegall	Wpg	LB	George White	Cgy	BC	4	<b>LONGEST:</b>	<b>Yds</b>	
WR	Jason Armstead	Ott	CB	Jordan Younger	Tor	WR	Ryan Thelwell	BC	CB	Malcolm Frank	Edm	Wpg	4	<b>Rs Yd</b>	Kenton Keith	75
WR	Kerry Watkins	Mtl	CB	Adriano Smith	Tor	WR	Elijah Thurmon	Ssk	CB	Omarr Morgan	Ssk	Edm	3	<b>Rc Yd</b>	Jason Tucker	105
RB	Robert Edwards	Mtl	DB	Kenny Wheaton	Tor	RB	Joffrey Reynolds	Cgy	DB	Eddie Davis	Ssk			<b>PR</b>	B.Levingston	109
RB	Josh Ranek	Ott	DB	Korey Banks	Ott	RB	Charles Roberts	Wpg	DB	Donny Brady	Edm			<b>KOR</b>	Craig Yeast	93
QB	Damon Allen	Tor	S	Richard Karikari	Mtl	QB	Henry Burris	Cgy	S	Barron Miles	BC			<b>FGM</b>	S.DeAngelis	56
K	Noel Prefontaine	Tor	ST	Jason Armstead	Ott	K	Sandro DeAngelis	Cgy	ST	Corey Holmes	Ssk					
P	Noel Prefontaine	Tor				P	Jon Ryan	Wpg								

2004 EAST DIVISION ALL-STARS					2004 WEST DIVISION ALL-STARS					TEAM	2004 HIGHS					
OFFENCE		DEFENCE			OFFENCE		DEFENCE			TOTALS	SINGLE-GAME BEST					
C	Bryan Chiu	Mtl	DT	Ed Philion	Mtl	C	Angus Reid	BC	DT	Joe Fleming	Cgy	Mtl	15	<b>RUSHING:</b>	<b>Yds</b>	
G	Paul Lambert	Mtl	DT	Noah Cantor	Tor	G	Andrew Greene	Ssk	DT	Nathan Davis	Ssk	Tor	7	Troy Davis	233	
G	Scott Flory	Mtl	DE	Tim Cheatwood	Ham	G	Jay McNeil	Cgy	DE	Brent Johnson	BC	Ham	4	<b>RECEIVING:</b>		
T	Uzooma Okeke	Mtl	DE	Anwar Stewart	Mtl	T	Gene Makowsky	Ssk	DE	Tom Canada	Wpg	Ott	1	Craig Yeast	225	
T	Dave Hack	Ham	LB	Kevin Eiben	Tor	T	Seth Dittman	Cgy	LB	John Grace	Cgy	BC	8	<b>PASSING:</b>		
WR	Ben Cahoon	Mtl	LB	Kevin Johnson	Mtl	WR	Geroy Simon	BC	LB	Barrin Simpson	BC	Ssk	6	Jason Maas	540	
WR	D.J. Flick	Ham	LB	Tim Strickland	Mtl	WR	Jason Clermont	BC	LB	Reggie Hunt	Ssk	Cgy	5	<b>LONGEST:</b>	<b>Yds</b>	
WR	Kwame Cavil	Mtl	CB	Almondo Curry	Mtl	WR	Ryan Thelwell	BC	CB	Malcolm Frank	Edm	Edm	4	<b>Rs Yd</b>	Eric Lapointe	77
WR	Jeremaine Copeland	Mtl	CB	Davis Sanchez	Mtl	WR	Jason Tucker	Edm	CB	Sam Young	BC	Wpg	4	<b>Rc Yd</b>	Tucker, Cutolo	102
RB	Troy Davis	Ham	DB	Clifford Ivory	Tor	RB	Charles Roberts	Wpg	DB	Eddie Davis	Ssk			<b>PR</b>	Aaron Lockett	105
RB	Josh Ranek	Ott	DB	Kelly Malveaux	Mtl	RB	Kenton Keith	Ssk	DB	Joey Boese	Cgy			<b>KOR</b>	Keith Stokes	108
QB	Anthony Calvillo	Mtl	S	Orlando Steinauer	Tor	QB	Casey Printers	BC	S	Wes Lysack	Wpg			<b>FGM</b>	S.Sciortino	53
K	Noel Prefontaine	Tor	ST	Bashir Levingston	Tor	K	Sean Fleming	Edm	ST	Keith Stokes	Wpg					
P	Noel Prefontaine	Tor				P	Sean Fleming	Edm								

2003 EAST DIVISION ALL-STARS					2003 WEST DIVISION ALL-STARS					TEAM	2003 HIGHS					
OFFENCE		DEFENCE			OFFENCE		DEFENCE			TOTALS	SINGLE-GAME BEST					
C	Bryan Chiu	Mtl	DT	Ed Philion	Mtl	C	Jeremy O'Day	Ssk	DT	Joe Fleming	Cgy	Mtl	12	<b>RUSHING:</b>	<b>Yds</b>	
G	Scott Flory	Mtl	DT	Eric England	Tor	G	Andrew Greene	Ssk	DT	Nathan Davis	Ssk	Tor	7	Michael Jenkins	195	
G	Val St. Germain	Ott	DE	Tim Cheatwood	Ham	G	Dan Comiskey	Edm	DE	Ray Jacobs	BC	Ott	5	<b>RECEIVING:</b>		
T	Uzooma Okeke	Mtl	DE	Anwar Stewart	Mtl	T	Cory Mantyka	BC	DE	Daved Benefield	Wpg	Ham	3	Geroy Simon	238	
T	Neal Fort	Mtl	LB	Kelly Wiltshire	Ott	T	Bruce Beaton	Edm	LB	Barrin Simpson	BC	BC	8	<b>PASSING:</b>		
WR	Ben Cahoon	Mtl	LB	Kevin Johnson	Mtl	WR	Geroy Simon	BC	LB	Reggie Hunt	Ssk	Edm	8	Dave Dickenson	509	
WR	D.J. Flick	Ott	LB	Tim Strickland	Mtl	WR	Terry Vaughn	Edm	LB	Jackie Mitchell	Ssk	Ssk	6	<b>LONGEST:</b>	<b>Yds</b>	
WR	Tony Miles	Tor	CB	Adriano Smith	Tor	WR	Ed Hervey	Edm	CB	Omarr Morgan	Ssk	Cgy	3	<b>Rs Yd</b>	Geroy Simon	88
WR	Jeremaine Copeland	Mtl	CB	Brandon Hamilton	Ham	WR	Darnell McDonald	Cgy	CB	Eric Carter	BC	Wpg	2	<b>Rc Yd</b>	Geroy Simon	103
RB	Troy Davis	Ham	DB	Barron Miles	Mtl	RB	Charles Roberts	Wpg	DB	Donny Brady	Edm			<b>PR</b>	Craig Yeast	104
RB	Josh Ranek	Ott	DB	Clifford Ivory	Tor	RB	Mike Pringle	Edm	DB	Shannon Garrett	Edm			<b>KOR</b>	James Hundon	103
QB	Anthony Calvillo	Mtl	S	Orlando Steinauer	Tor	QB	Dave Dickenson	BC	S	Mark Washington	BC			<b>FGM</b>	Paul McCallum	57
K	Lawrence Tynes	Ott	ST	Bashir Levingston	Tor	K	Paul McCallum	BC	ST	Wane McGarity	Cgy					
P	Noel Prefontaine	Tor				P	Sean Fleming	Edm								

2002 EAST DIVISION ALL-STARS					2002 WEST DIVISION ALL-STARS					TEAM	2002 HIGHS					
OFFENCE		DEFENCE			OFFENCE		DEFENCE			TOTALS	SINGLE-GAME BEST					
C	Bryan Chiu	Mtl	DT	Robert Brown	Mtl	C	Jamie Taras	BC	DT	Denny Fortney	Wpg	Mtl	14	<b>RUSHING:</b>	<b>Yds</b>	
G	Scott Flory	Mtl	DT	Johnny Scott	Tor	G	Steve Hardin	BC	DT	Doug Brown	Wpg	Tor	8	John Avery	181	
G	Sandy Annunziata	Tor	DE	Marc Megna	Mtl	G	Jay McNeil	Cgy	DE	Herman Smith	BC	Ham	3	<b>RECEIVING:</b>		
T	Uzooma Okeke	Mtl	DE	Joe Montford	Tor	T	Bruce Beaton	Edm	DE	Elfrid Payton	Edm	Ott	2	Alfred Jackson	247	
T	Dave Hack	Ham	LB	Kevin Johnson	Mtl	T	Dave Mudge	Wpg	LB	Carl Kidd	BC	Wpg	8	<b>PASSING:</b>		
WR	Ben Cahoon	Mtl	LB	John Grace	Ott	WR	Terry Vaughn	Edm	LB	Barrin Simpson	BC	BC	8	Danny McManus	513	
WR	Derrell Mitchell	Tor	LB	Stefen Reid	Mtl	WR	Jason Tucker	Edm	LB	Brendan Ayanbadejo	BC	Edm	6	<b>LONGEST:</b>	<b>Yds</b>	
WR	Pat Woodcock	Mtl	CB	Adriano Smith	Tor	WR	Milt Stegall	Wpg	CB	Omarr Morgan	Ssk	Ssk	3	<b>Rs Yd</b>	Troy Davis	74
WR	Jimmy Oliver	Ott	CB	Wayne Shaw	Mtl	WR	Derick Armstrong	Ssk	CB	Eric Carter	BC	Cgy	2	<b>Rc Yd</b>	Alfred Jackson	109
RB	Troy Davis	Ham	DB	Barron Miles	Mtl	RB	Charles Roberts	Wpg	DB	Harold Nash	Wpg			<b>PR</b>	Tony Miles	96
RB	Lawrence Phillips	Mtl	DB	Clifford Ivory	Tor	RB	John Avery	Edm	DB	Bo Lewis	BC			<b>KOR</b>	Willie Hurst	99
QB	Anthony Calvillo	Mtl	S	Rob Hitchcock	Ham	QB	Khari Jones	Wpg	S	Tom Europe	Wpg			<b>FGM</b>	Paul McCallum	56
K	Noel Prefontaine	Tor	ST	Keith Stokes	Mtl	K	Sean Fleming	Edm	ST	Corey Holmes	Ssk					
P	Noel Prefontaine	Tor				P	Duncan O'Mahony	Cgy								

**DIVISION ALL-STAR TEAMS · 1996 TO 2022**

**TOP SINGLE-GAME PERFORMANCES**

2001 EAST DIVISION ALL-STARS					2001 WEST DIVISION ALL-STARS					TEAM TOTALS	2001 HIGHS SINGLE-GAME BEST					
OFFENCE			DEFENCE		OFFENCE			DEFENCE								
C	Bryan Chiu	Mtl	DT	Doug Brown	Wpg	C	Jamie Taras	BC	DT	Doug Petersen	Edm	Ham	9	<b>RUSHING:</b>	<b>Yds</b>	
G	Jude St. John	Tor	DT	Mike Philbrick	Ham	G	Andrew Greene	Ssk	DT	Joe Fleming	Cgy	Wpg	9	Kelvin Anderson	179	
G	Brett MacNeil	Wpg	DE	Elfrid Payton	Tor	G	Jay McNeil	Cgy	DE	Herman Smith	BC	Tor	6	<b>RECEIVING:</b>	<b>Yds</b>	
T	Dave Mudge	Wpg	DE	Joe Montford	Ham	T	Bruce Beaton	Edm	DE	Shont'e Peoples	Ssk	Mtl	3	Curtis Marsh	215	
T	Dave Hack	Ham	LB	Sean Woodson	Ham	T	Fred Childress	Cgy	LB	Terry Ray	Edm	Edm	9	<b>PASSING:</b>	<b>Yds</b>	
WR	Milt Stegall	Wpg	LB	Jason Lamar	Ham	WR	Terry Vaughn	Edm	LB	Barrin Simpson	BC	Cgy	8	Damon Allen	411	
WR	Derrell Mitchell	Tor	LB	Chris Shelling	Ham	WR	Marc Boerigter	Cgy	LB	George White	Ssk	Ssk	6	<b>LONGEST:</b>	<b>Yds</b>	
WR	Andrew Grigg	Ham	CB	Wayne Shaw	Tor	WR	Ed Hervey	Edm	CB	Omarr Morgan	Ssk	BC	4	Rs Yd	Troy Davis	75
WR	Ted Alford	Tor	CB	Marvin Coleman	Wpg	WR	Travis Moore	Cgy	CB	Eric Carter	BC			Rc Yd	Ed Hervey	95
RB	Mike Pringle	Mtl	DB	Harold Nash	Wpg	RB	Kelvin Anderson	Cgy	DB	Eddie Davis	Ssk			PR Y	Reggie Durden	85
RB	Michael Jenkins	Tor	DB	Juran Bolden	Wpg	RB	Darren Davis	Ssk	DB	Shannon Garrett	Edm			KO Y	Antonio Warren	90
QB	Khari Jones	Wpg	S	Rob Hitchcock	Ham	QB	Jason Maas	Edm	S	Greg Frers	Cgy			FG	Paul McCallum	62
K	Paul Osbaldiston	Ham	ST	Charles Roberts	Wpg	K	Sean Fleming	Edm	ST	Antonio Warren	Cgy					
P	Terry Baker	Mtl				P	Sean Fleming	Edm								

2000 EAST DIVISION ALL-STARS					2000 WEST DIVISION ALL-STARS					TEAM TOTALS	2000 HIGHS SINGLE-GAME BEST					
OFFENCE			DEFENCE		OFFENCE			DEFENCE								
C	Bryan Chiu	Mtl	DT	Johnny Scott	Tor	C	Leo Groenewegen	Edm	DT	Demetrious Maxie	Ssk	Mtl	10	<b>RUSHING:</b>	<b>Yds</b>	
G	Chris Burns	Ham	DT	Mike Philbrick	Ham	G	Andrew Greene	Ssk	DT	Joe Fleming	Cgy	Ham	8	Darren Davis	220	
G	Pierre Vercheval	Mtl	DE	Swift Burch	Mtl	G	Fred Childress	Cgy	DE	Herman Smith	BC	Wpg	5	<b>RECEIVING:</b>	<b>Yds</b>	
T	Moe Elewonibi	Wpg	DE	Joe Montford	Ham	T	Bruce Beaton	Edm	DE	Shont'e Peoples	Cgy	Tor	4	Derrell Mitchell	196	
T	Dave Hack	Ham	LB	Calvin Tiggler	Tor	T	Chris Perez	BC	LB	Terry Ray	Edm	Cgy	11	<b>PASSING:</b>	<b>Yds</b>	
WR	Milt Stegall	Wpg	LB	Mike O'Shea	Ham	WR	Terry Vaughn	Edm	LB	Alondra Johnson	Cgy	BC	6	Danny McManus	479	
WR	Derrell Mitchell	Tor	LB	Antonio Armstrong	Wpg	WR	Curtis Marsh	Ssk	LB	George White	Ssk	Edm	5	<b>LONGEST:</b>	<b>Yds</b>	
WR	Ben Cahoon	Mtl	CB	Davis Sanchez	Mtl	WR	Alfred Jackson	BC	CB	Marvin Coleman	Cgy	Ssk	5	Rs Yd	George Jones	98
WR	Robert Gordon	Wpg	CB	Irv Smith	Mtl	WR	Travis Moore	Cgy	CB	Eric Carter	BC			Rc Yd	Stegall, Walters	86
RB	Mike Pringle	Mtl	DB	Barron Miles	Mtl	RB	Kelvin Anderson	Cgy	DB	Eddie Davis	Ssk			PR Y	Winston October	76
RB	Ronald Williams	Ham	DB	Chris Shelling	Ham	RB	Sean Millington	BC	DB	Ralph Staten	Edm			KO Y	Derrell Mitchell	101
QB	Anthony Calvillo	Mtl	S	Lester Smith	Mtl	QB	Dave Dickenson	Cgy	S	Greg Frers	Cgy			FG	Troy Westwood	56
K	Paul Osbaldiston	Ham	ST	Albert Johnson III	Wpg	K	Lui Passaglia	BC	ST	Marvin Coleman	Cgy					
P	Noel Prefontaine	Tor				P	Tony Martino	Cgy								

1999 EAST DIVISION ALL-STARS					1999 WEST DIVISION ALL-STARS					TEAM TOTALS	1999 HIGHS SINGLE-GAME BEST					
OFFENCE			DEFENCE		OFFENCE			DEFENCE								
C	Carl Coulter	Ham	DT	Demetrious Maxie	Tor	C	Jamie Taras	BC	DT	Doug Petersen	Edm	Ham	11	<b>RUSHING:</b>	<b>Yds</b>	
G	Pierre Vercheval	Tor	DT	Jason Richards	Mtl	G	Val St. Germain	Edm	DT	Johnny Scott	BC	Mtl	7	Sean Millington	225	
G	Chris Burns	Ham	DE	Elfrid Payton	Mtl	G	Leo Groenewegen	Edm	DE	Daved Benefield	BC	Tor	5	<b>RECEIVING:</b>	<b>Yds</b>	
T	Uzooma Okeke	Mtl	DE	Joe Montford	Ham	T	Rocco Romano	Cgy	DE	Neal Smith	Ssk	Wpg	4	Terry Vaughn	275	
T	Dave Hack	Ham	LB	Calvin Tiggler	Ham	T	John Terry	Ssk	LB	Terry Ray	Edm	BC	11	<b>PASSING:</b>	<b>Yds</b>	
WR	Ben Cahoon	Mtl	LB	Mike O'Shea	Tor	WR	Travis Moore	Cgy	LB	Willie Pless	Ssk	Cgy	8	Dave Dickenson	457	
WR	Robert Gordon	Wpg	LB	Maurice Kelly	Wpg	WR	Eddie Brown	BC	LB	Paul Lacoste	BC	Edm	5	<b>LONGEST:</b>	<b>Yds</b>	
WR	Milt Stegall	Wpg	CB	Adrian Smith	Tor	WR	Alen Pitts	Cgy	CB	William Hampton	Cgy	Ssk	3	Rs Yd	Eric Lapointe	91
WR	Darren Flutie	Ham	CB	Irv Smith	Mtl	WR	Terry Vaughn	Edm	CB	Eric Carter	BC			Rc Yd	Milt Stegall	99
RB	Ronald Williams	Ham	DB	Gerald Vaughn	Ham	RB	Kelvin Anderson	Cgy	DB	Jackie Kellogg	Cgy			PR Y	2 players tied	81
RB	Mike Pringle	Mtl	DB	Barron Miles	Mtl	RB	Robert Drummond	BC	DB	Dale Joseph	BC			KO Y	Henry Williams	100
QB	Danny McManus	Ham	S	Rob Hitchcock	Ham	QB	Damon Allen	BC	S	Greg Frers	Cgy			FG	Paul McCallum	58
K	Paul Osbaldiston	Ham	ST	Wade Miller	Wpg	K	Mark McLoughlin	Cgy	ST	Jimmy Cunningham	BC					
P	Noel Prefontaine	Tor				P	Lui Passaglia	BC								

1998 EAST DIVISION ALL-STARS					1998 WEST DIVISION ALL-STARS					TEAM TOTALS	1998 HIGHS SINGLE-GAME BEST					
OFFENCE			DEFENCE		OFFENCE			DEFENCE								
C	Carl Coulter	Ham	DT	Joe Fleming	Wpg	C	Jamie Crysdale	Cgy	DT	Dave Chaytors	BC	Mtl	0	<b>RUSHING:</b>	<b>Yds</b>	
G	Pierre Vercheval	Tor	DT	Doug Petersen	Mtl	G	Bruce Beaton	Edm	DT	Johnny Scott	BC	Ham	0	Mike Pringle	234	
G	Val St. Germain	Ham	DE	Elfrid Payton	Mtl	G	Fred Childress	Cgy	DE	Leroy Blugh	Edm	Wpg	0	<b>RECEIVING:</b>	<b>Yds</b>	
T	Uzooma Okeke	Mtl	DE	Joe Montford	Ham	T	Moe Elewonibi	BC	DE	Malvin Hunter	Edm	Tor	0	Derrell Mitchell	220	
T	Chris Perez	Wpg	LB	Calvin Tiggler	Ham	T	John Terry	Ssk	LB	Alondra Johnson	Cgy	Cgy	13	<b>PASSING:</b>	<b>Yds</b>	
WR	Derrell Mitchell	Tor	LB	Kelly Wiltshire	Tor	WR	Alen Pitts	Cgy	LB	Willie Pless	Edm	BC	7	Kerwin Bell	501	
WR	Darren Flutie	Ham	LB	Grant Carter	Wpg	WR	Terry Vaughn	Cgy	LB	Darryl Hall	Cgy	Edm	5	<b>LONGEST:</b>	<b>Yds</b>	
WR	Andrew Grigg	Ham	CB	Donald Smith	Tor	WR	Vince Danielsen	Cgy	CB	Marvin Coleman	Cgy	Ssk	2	Rs Yd	Archie Amerson	69
WR	Paul Masotti	Tor	CB	Eric Carter	Ham	WR	Don Narcisse	Ssk	CB	Steve Muhammad	BC			Rc Yd	Chris Armstrong	97
RB	Ronald Williams	Ham	DB	Gerald Vaughn	Ham	RB	Kelvin Anderson	Cgy	DB	Jackie Kellogg	Cgy			PR Y	Eric Blount	92
RB	Mike Pringle	Mtl	DB	Orlando Steinauer	Ham	RB	Juan Johnson	BC	DB	Glenn Rogers Jr.	Edm			KO Y	Eric Blount	96
QB	Kerwin Bell	Tor	S	Lester Smith	Tor	QB	Jeff Garcia	Cgy	S	Dale Joseph	BC			FG	Troy Westwood	54
K	Paul Osbaldiston	Ham	ST	Eric Blount	Wpg	K	Lui Passaglia	BC	ST	Marvin Coleman	Cgy					
P	Noel Prefontaine	Tor				P	Tony Martino	Cgy								

**DIVISION ALL-STAR TEAMS · 1996 TO 2022**

**TOP SINGLE-GAME PERFORMANCES**

1997 EAST DIVISION ALL-STARS					1997 WEST DIVISION ALL-STARS					TEAM TOTALS	1997 HIGHS SINGLE-GAME BEST					
OFFENCE			DEFENCE		OFFENCE			DEFENCE								
C	Mike Kiselak	Tor	DT	Rob Waldrop	Tor	C	Mike Withycombe	BC	DT	Bennie Goods	Edm	Tor	15	<b>RUSHING:</b>	<b>Yds</b>	
G	Pierre Vercheval	Tor	DT	Doug Petersen	Mtl	G	Fred Childress	Cgy	DT	Joe Fleming	BC	Mtl	8	Sean Millington	212	
G	Bruce Beaton	Mtl	DE	Elfrid Payton	Mtl	G	Leo Groenewegen	Edm	DE	Bobby Jurasin	Ssk	Ham	2	<b>RECEIVING:</b>	<b>Yds</b>	
T	Uzoma Okeke	Mtl	DE	Willie Whitehead	Ham	T	Thomas Rayam	Edm	DE	Malvin Hunter	Edm	Wpg	2	Alfred Jackson	266	
T	Neal Fort	Mtl	LB	Ken Benson	Tor	T	John Terry	Ssk	LB	Alondra Johnson	Cgy	Edm	10	<b>PASSING:</b>	<b>Yds</b>	
WR	Derrell Mitchell	Tor	LB	Mike O'Shea	Tor	WR	Alfred Jackson	BC	LB	Willie Pless	Edm	Cgy	9	Rickey Foggie	498	
WR	Jock Climie	Mtl	LB	Shonte Peoples	Wpg	WR	Terry Vaughn	Cgy	LB	Maurice Kelly	BC	BC	5	<b>LONGEST:</b>	<b>Yds</b>	
WR	Milt Stegall	Wpg	CB	Orlando Steinauer	Ham	WR	Vince Danielsen	Cgy	CB	Marvin Coleman	Cgy	Ssk	3	Rs Yd	R.Drummond	78
WR	Paul Masotti	Tor	CB	Adrion Smith	Tor	WR	Darren Flutie	Edm	CB	Kavis Reed	Edm			Rc Yd	Milt Stegall	105
RB	Mike Pringle	Mtl	DB	Johnnie Harris	Tor	RB	Kelvin Anderson	Cgy	DB	Glenn Rogers Jr.	Edm			PR Y	Dexter Dawson	92
RB	Robert Drummond	Tor	DB	Harold Nash	Mtl	RB	Sean Millington	BC	DB	Dale Joseph	Ssk			KO Y	Chris Wright	87
QB	Doug Flutie	Tor	S	Lester Smith	Tor	QB	Jeff Garcia	Cgy	S	Trent Brown	Edm			FG	Paul Osbaldiston	57
K-P	Mike Vanderjagt	Tor	ST	Michael Clemons	Tor	K	Mark McLoughlin	Cgy	ST	Henry Williams	Edm					
						P	Tony Martino	Cgy								

1996 EAST DIVISION ALL-STARS					1996 WEST DIVISION ALL-STARS					TEAM TOTALS	1996 HIGHS SINGLE-GAME BEST					
OFFENCE			DEFENCE		OFFENCE			DEFENCE								
C	Mike Kiselak	Tor	DT	Rob Waldrop	Tor	C	Rod Connop	Edm	DT	Bennie Goods	Edm	Ham	0	<b>RUSHING:</b>	<b>Yds</b>	
G	Blaine Schmidt	Ham	DT	Mike Philbrick	Ham	G	Rocco Romano	Cgy	DT	Rodney Harding	Cgy	Mtl	0	Norman Bradford	184	
G	Bruce Beaton	Mtl	DE	Grant Carter	Mtl	G	Leo Groenewegen	Edm	DE	Leroy Blugh	Edm	Ott	0	<b>RECEIVING:</b>	<b>Yds</b>	
T	Chris Perez	Tor	DE	Reggie Givens	Tor	T	Fred Childress	Cgy	DE	Malvin Hunter	Edm	Tor	0	Joseph Rogers	194	
T	Neal Fort	Mtl	LB	Lamar McGriggs	Ott	T	Chris Walby	Wpg	LB	Angelo Snipes	Wpg	Cgy	11	<b>PASSING:</b>	<b>Yds</b>	
WR	Joseph Rogers	Ott	LB	Tracy Graveley	Mtl	WR	Eddie Brown	Edm	LB	Willie Pless	Edm	Edm	10	Anthony Calvillo	542	
WR	Paul Masotti	Tor	LB	Paul Randolph	Mtl	WR	Terry Vaughn	Cgy	LB	K.D. Williams	Wpg	Wpg	3	<b>LONGEST:</b>	<b>Yds</b>	
WR	Mac Cody	Ham	CB	Irv Smith	Mtl	WR	Alen Pitts	Cgy	CB	Marvin Coleman	Cgy	BC	2	Rs Yd	R.Drummond	79
WR	Jock Climie	Mtl	CB	Adrion Smith	Tor	WR	Darren Flutie	Edm	CB	Al Jordan	Cgy	Ssk	1	Rc Yd	Terry Vaughn	104
RB	Mike Pringle	Mtl	DB	Kenny Wilhite	Ott	RB	Robert Mimbs	Ssk	DB	Glenn Rogers Jr.	Edm			PR Y	Aaron Ruffin	99
RB	Robert Drummond	Tor	DB	Charles Gordon	Mtl	RB	Sean Millington	BC	DB	Andre Strode	BC			KO Y	Michael Clemons	72
QB	Doug Flutie	Tor	S	Spencer McLennan	Mtl	QB	Jeff Garcia	Cgy	S	Trent Brown	Edm			FG	Troy Westwood	57
K	Paul Osbaldiston	Ham	ST	Jimmy Cunningham	Tor	K	Mark McLoughlin	Cgy	ST	Marvin Coleman	Cgy					
P	Terry Baker	Mtl				P	Tony Martino	Cgy								

Note: In 1996 the CFL returned to an all Canadian format of nine teams with the resumption of play in Montréal.

1993 TO 2022 - CFL SINGLE-GAME BEST OFFENSIVE PERFORMANCES												1993 TO 2022			
Year	Passing Yards			TD	Receiving Yards			Receptions	Rec	Rushing Yards		Yds			
2022	Nathan Rourke	BC	488	N.Rourke, D.Evans	5	Malik Henry	Cgy	173	Kenny Lawler	Edm	12	Tommy Stevens	Edm	163	
2021	Zach Collaros	Wpg	417	3 players tied ...	4	Kenny Lawler	Wpg	205	K.Lawler, K.Jorden		12	Will Stanback	Mtl	203	
2019	Vernon Adams Jr.	Mtl	488	Mike Reilly	BC	5	DaVaris Daniels	Edm	207	R.Smith, M.Madu	12	Will Stanback	Mtl	203	
2018	Bo Levi Mitchell	Cgy	491	Many players tied	4	Kamar Jordan	Cgy	249	Bryant Mitchell	Edm	13	C.J. Gable	Edm	165	
2017	Ricky Ray	Tor	506	Many players tied	4	Duron Carter	Ssk	231	S.J. Green	Mtl	13	James Wilder Jr.	Tor	190	
2016	Trevor Harris	Ott	487	Z.Collaros, K.Glenn	5	Greg Ellingson	Ott	218	Andy Fantuz	Ham	15	Jeremiah Johnson	BC	159	
2015	Henry Burris	Ott	504	Henry Burris	Ott	6	Adarius Bowman	Edm	208	Derel Walker	Edm	14	Shakir Bell	Edm	144
2014	Ricky Ray	Tor	431	4 players tied	4	Ernest Jackson	BC	195	Marquay McDaniel	Cgy	12	John White	Edm	192	
2013	Mike Reilly	Edm	511	Many players tied	4	Adarius Bowman	Edm	199	Nick Moore	BC	12	Jon Cornish	Cgy	208	
2012	Henry Burris	Ham	497	Henry Burris	Ham	5	Fred Stamps	Edm	204	Weston Dressler	Ssk	13	Chad Kackert	Tor	172
2011	Henry Burris	Cgy	422	Anthony Calvillo	Mtl	5	Adarius Bowman	Edm	226	Fred Stamps	Edm	14	Chris Garrett	Wpg	159
2010	Darian Durant	Ssk	500	A.Calvillo, K.Glenn	5	Arland Bruce III	Ham	272	Arland Bruce III	Ham	16	Daniel Porter	Edm	171	
2009	Kevin Glenn	Ham	506	Many players tied	4	Adarius Bowman	Wpg	213	Andy Fantuz	Ssk	12	Fred Reid	Wpg	260	
2008	Anthony Calvillo	Mtl	477	4 players tied ...	5	Prechae Rodriguez	Ham	198	Ben Cahoon	Mtl	13	A.J. Harris	Edm	189	
2007	Kevin Glenn	Wpg	453	R.Ray, H.Burris	5	Andy Fantuz	Ssk	240	Derick Armstrong	Wpg	13	Jesse Lumsden	Ham	211	
2006	Kerry Joseph	Ssk	405	Dave Dickenson	BC	5	Milt Stegall	Wpg	254	Cahoon, Stegall, Armstrg	11	Ronald McClendon	Edm	198	
2005	Damon Allen	Tor	484	R.Ray, K.Glenn	5	Milt Stegall	Wpg	234	5 players tied	11	Charles Roberts	Wpg	195		
2004	Jason Maas	Edm	540	Many players tied	4	Craig Yeast	Ham	225	5 players tied	10	Troy Davis	Ham	233		
2003	Dave Dickenson	BC	509	Dave Dickenson	BC	6	Geroy Simon	BC	238	Ben Cahoon	Mtl	12	Mike Jenkins	Tor	195
2002	Danny McManus	Ham	513	K.Jones, M.Crandell	5	Alfred Jackson	BC	247	Terry Vaughn	Edm	11	John Avery	Edm	181	
2001	Damon Allen	BC	411	Many players tied	4	Curtis Marsh	Ssk	215	Curtis Marsh	Ssk	13	Kelvin Anderson	Cgy	181	
2000	Danny McManus	Ham	479	Dave Dickenson	Cgy	6	Derrell Mitchell	Tor	196	Derrell Mitchell	Tor	14	Darren Davis	Ssk	220
1999	Dave Dickenson	Cgy	457	Danny McManus	Ham	5	Terry Vaughn	Edm	275	3 players tied	11	Sean Millington	Edm	225	
1998	Kerwin Bell	Tor	501	J.Garcia, D.Dickenson	5	Derrell Mitchell	Tor	220	Derrell Mitchell	Tor	16	Mike Pringle	Mtl	235	
1997	Rickey Foggie	Ham	498	Doug Flutie	Tor	6	Alfred Jackson	BC	266	M.Clemons, D.Flutie	15	Sean Millington	BC	212	
1996	Doug Flutie	Tor	480	Matt Dunigan	Ham	5	Joseph Rogers	Ott	194	M.Clemons, R.Gordon	11	Norman Bradford	Mtl	184	
1995	Jeff Garcia	Cgy	546	Jeff Garcia	Cgy	6	Larry Thompson	Ham	275	4 players tied	13	Mike Pringle	Bal	201	
1994	Matt Dunigan	Wpg	713	Doug Flutie	Cgy	6	Curtis Mayfield	LV	319	C.Mayfield, D.Flutie	14	Blaise Bryant	Wpg	249	
1993	Danny Barrett	Cgy	601	3 players tied ...	5	Brian Wiggins	Cgy	230	Brian Wiggins	Cgy	16	Mike Richardson	Wpg	181	
Recd	Matt Dunigan (94)	Wpg	713	Joe Zuger (1962)	Ham	8	Hal Patterson (1956)	338	Several players	16	Ron Stewart (1960)	287			



**DIVISIONAL ALL-STAR TEAMS**

**ALL-TIME REGISTER: 1936 TO 2022**

Player	Pos	No	Teams/Years	Player	Pos	No	Teams/Years	Player	Pos	No	Teams/Years
ABBRUZZI, Pat	HB	2	MI '55-56	BALL, Marcus	LB	1	To '17	BRADLEY, Ed	G	1	MI '53
ABENDSCHAN, Jack	G	6	Sk '66-67, '69-71, '73	BANDIERA, Dean	G	1	Wp '53	BRADLEY, Jerry	DB	1	BC '69
ACKLIN, Jaelon	WR	2	Hm '21, Ot '22	BANKS, Brandon	KR-WR	6	Hm '14-19	BRADY, Donny	DB	2	Ed '03, '05
ADAMS, Bert	G	1	MI '33	BANKS, Korey	DB/LB	8	Ot '05, BC '06-12	BRADY, Phil	DB	1	MI '67
ADAMS, Darvin	WR	2	Wp '17-18	BARDEN, Ricky	DB	2	Ot '84-85	BRAGGINS, Dave	G	2	MI '75-76
ADAMS, Dick	DB	4	Ot '72-75	BARK, Basil	C	4	MI '68-69, Cg '71, '73	BRANCATO, George	DB	1	Ot '61
ADAMS, Johnny	DB	1	Wp '15	BARNES, Joe	QB	1	To '84	BRANDON, Charlie	G	1	Ot '78
ADAMS, Steaky	G	2	Cg '46-47	BAROUSSE, Mark	SB	1	Ot '86	BRAY, Charlie	G	3	To '69-71
ADAMS JR, Vernon	QB	1	MI '19	BARROW, John	OT/DT	16	Hm '57-67, '69	BRAZLEY, Carl	DB	5	Ot '82, To '83-86
ADDISON, Bralton	WR	1	Hm '19	BARTEL, Josh	P	2	Hm '12-13	BREAUX, Delvin	CB	3	Hm '14, '18-19
ADELEKE, Tunde	DB	3	Hm '19-22	BASS, Billy	HB	1	To '51	BRENNER, Al	DB	2	Hm '72, '74
ADKINS, Margene	OE	2	Ot '67, '69	BASS, Danny	LB	8	Cg '82-83, Ed '85-90	BREWER, Ron	LB	3	MI '61, To '64-65
AGUIRRE, Joe	OE	1	Wp '50	BASTAJA, Nick	OT/G	7	To '79, Wp '81-82, Wp '84-85, '87-88	BRIGANCE, O.J.	LB	3	BC '91, '93, BI '95
AGUIRRE, Johnny	T	2	Cg '48-49	BATES, Kelly	G	1	BC '07	BRIGHT, Johnny	FB	6	Cg '52, Ed '57-61
AH YOU, Junior	DE	5	MI '74-76, '79-80	BATISTE, D'Anthony	G	1	Ed '15	BRIGHT, Leon	WR	1	BC '77
ALBRIGHT, Bill	G-T/D1	3	To '55-56	BATTLE, Greg	LB	3	Wp '89-91	BRITO, Gene	DE	1	Cg '54
ALDAG, Roger	G	8	Sk '82-83, '86-91	BAUER, Lyle	C	1	Wp '90	BRITTS, Sam	LB	1	Ed '73
ALDRIDGE, Allan Ray	LB	1	To '68	BAYLIS, Jearld	DT	4	To '87, Sk '92-93, BI '95	BROCK, Clyde	OT	5	Sk '65-69
ALEXANDER, Brandon	S	1	Wp '21	BAYSINGER, Hal	QB	1	MI '32	BROCK, Dieter	QB	3	Wp '80-82
ALEXANDER, Donovan	S	1	Ed '12	BAZZIE, Alex	DE	1	BC '16	BRODEUR-JOURDAIN, Luc C	2	MI '12, '14	
ALEXANDER, Ray	WR	4	Cg '86, BC '90-91, '94	BEAIRD, Steve	RB	1	Wp '76	BRONK, Bob	RB	1	To '85
ALFORD, DeAndre	DB	1	Wp '21	BEAMER, Nub	FB	2	BC '62-63	BROOKS, Cariel	DB	2	Hm '18, '21
ALFORD, Ted	WR	1	To '01	BEATON, Bruce	G/T	7	MI '96-98, Ed '00-03	BROOKS, Michael	S	1	BI '94
ALLEMANG, Marvin	C	2	Hm '85-86	BEAUMONT, Neal	DB	1	BC '64	BROUILLETTE, Marc-O	DB	1	MI '16
ALLEN, Damon	QB	3	Ot '91, BC '99, To '05	BECKETT, Mel	C	1	Sk '56	BROWN, Aaron	LB	1	Wp '84
ALLEN, Dejon	OL	1	To '22	BECKSTEAD, Ian	C	2	To '87-88	BROWN, Albert	CB	1	Sk '94
ALLEN, Eric	WR	2	To '72-73	BEDE, Boris	P	2	MI '15, To '21	BROWN, Bob	DE	1	Ot '67
ALLEN, Gary	RB	3	Cg '86-87	BEGELTON, Reggie	WR	1	Cg '19	BROWN, Buddy	G	2	Wp '76-77
ALLISON, Buddy	G	1	Wp '56	BELCHER, Val	G	3	Ot '80-82	BROWN, Dick	DB	1	Hm '53
ALPHIN, Gerald	SB	1	Ot '88	BELL, Eddie	LB	1	Hm '59	BROWN, Doug	DT	8	Wp '01-02, '06-11
AMOS, DaShaun	DB	1	Cg '19	BELL, Johnny	E	3	Sk '46-48	BROWN, Eddie	WR	2	Ed '96, BC '99
ANDERSON, Chuck	C	1	Cg '48	BELL, Josh	DB	1	Cg '15	BROWN, Gordon	MG	1	Cg '53
ANDERSON, Dwight	DB	4	Cg '09-10, MI '12, Sk '13	BELL, Kerwin	QB	1	To '98	BROWN, Ike	RB	1	MI '72
ANDERSON, Ezzret	DE	2	Cg '49, '53	BELL, Roy	RB	2	Ed '73-74	BROWN, Jerald	DB	3	MI '10, '13-14
ANDERSON, Frank	DE	5	Ed '53-57	BELLI, Adriano	DT	2	Hm '05, To '07	BROWN, John	C	1	Wp '50
ANDERSON, Jerry	DB	1	Hm '80	BENDER, Walter	RB	2	Hm '86, Sk '87	BROWN, Jonathan	DE	4	To '05-08
ANDERSON, Kelvin	RB	5	Cg '97-01	BENECICK, Al	G-OT	4	Sk '63-66	BROWN, Lester	RB	2	To '84, Ot '85
ANDERSON, Mike	C	2	Sk '88, '94	BENEFIELD, Daved	LB/DE	3	Ot '94, BC '99, Wp '03	BROWN, Rob	DT	1	MI '02
ANDERSON, Roman	K	1	SA '95	BENNETT, Bruce	DB	6	Sk '67-72	BROWN, Tim	ST	1	BC '12
ANDERSON, Tim	DB	1	To '73	BENNETT, Fred	CB	1	Cg '14	BROWN, Tom	LB	3	BC '62-64
ANDREOTTI, Jim	LB	4	To '60-62, MI '63	BENNETT, Paul	DB	4	To '77, Wp '82-83, Hm '85	BROWN, Trent	S	2	Ed '96-97
ANDREW, Bud	FW	1	Ot '33	BENNETT, Roy	CB	2	Wp '86-87	BROWNE, Less	DB	6	Hm '85-86, Wp '90-91, Ot '92, BC '94
ANDREWS, Rupe	DB	1	Ed '55	BENSON, Ken	LB	1	To '97	BROWNER, Brandon	CB	3	Cg '08-10
ANDRUSKI, Frank	DB	6	Cg '67-69, '71-73	BERGMAN, Shane	OL	1	Cg '19	BRUCE III, Arland	WR	5	To '05-6,08, Hm '09-10
ANDRUSYSHYN, Zenon	P	2	To '80-81	BERRY, Ed	DB	1	To '89	BRUCE, Lou	DE	1	Ot '60
ANNUNZIATA, Sandy	G	1	To '02	BERRY, Lindy	QB	1	Ed '50	BRULE, Paul	DB	1	Wp '70
ANTHONY, Charles	DB	1	BI '95	BESWICK, Marc	ST	1	Hm '13	BRUNE, Larry	DB	2	Ot '78, '81
ANTHONY, Karl	CB	1	Cg '93	BETHEA, Willie	HB	1	Hm '67	BRUNO, Al	E	1	To '52
ANTHONY, Matt	E	1	Ot '47	BETHEL-THOMPSON, M	QB	2	Tor '21-22	BRYANT, Romby	WR	1	Cg '10
ARAKGI, Jason	ST	1	BC '09	BEVAN, Eddie	OG/MC	5	Hm '51-55	BRYANT, Stanley	OT	6	Cg '13-14, Wp '17-19-22
ARAKGI, Nick	TE	3	MI '82, '84-85	BIGHILL, Adam	LB	8	BC '12-16, Wp '18, '21-22	BUCHANAN, Dave	RB	1	Hm '72
ARCENEAUX, Emmanuel	WR	3	BC '14-16	BLACK, David	G	3	Wp '89, '93-94	BUCHANAN, Ed	HB	1	Sk '64
ARCHIBALD, Ben	T	4	Cg '09-10, BC '11-12	BLACKBURN, Bill	C	1	Cg '52	BURCH, Swift	DE	1	MI '00
ARMSTEAD, Armond	DT	1	To '12	BLAIN, John	OT	4	BC '83-85, '87	BURDEN, Willie	RB	2	Cg '75, '77
ARMSTEAD, Jason	WR/ST	2	Ot '05 (multi)	BLAIR, Stanley	CB	2	Ed '88-89	BURGESS, Tom	QB	2	Wp '90, Ot '92
ARMSTEAD, Willie	TE/SB	3	Cg '78-79, '82	BLANCHARD, Leo	G	6	Ed '82-86, Cg '90	BURKHOLDER, Dave	LB	3	Wp '58, '60-61
ARMSTRONG, Antonio	LB	1	Wp '00	BLOUNT, Eric	ST	1	Wp '98	BURLESON, Al	DB	2	Cg '78-79
ARMSTRONG, Calvin	T	1	BI '09	BLUGH, Leroy	DE	2	Ed '96, '98	BURLEY, Ecomet	DT	2	To '77, Hm '81
ARMSTRONG, Chris	SB	2	BI '94-95	BLUM, Mike	LB	2	Ot '67, Hm '71	BURNETT, Joe	CB	1	Ed '12
ARMSTRONG, Derick	WR	2	Sk '02, Wp '07	BODINE, Al	HB	1	Sk '50	BURNHAM, Bryan	WR	5	BC '16-19, '21
ARMSTRONG, Neill	OE/DB	2	Wp '51, '53	BOERIGTER, Marc	SB	1	Cg '01	BURNS, Chris	G	2	Hm '99-00
ARNOLD, Claude	QB	1	Ed '53	BOESE, Joey	DB	1	Cg '04	BURNS, Tommy	T	3	To '33,35, MI '37
ASCOTT, Les	T	1	To '45	BOLDEN, Juran	DB	1	Wp '01	BURRELL, Bill	LB	2	Sk '60, '62
ATAMIAN, John	G	1	Sk '68	BOLESKI, Lanny	OT	2	Cg '69-70	BURRIS, Henry	QB	4	Cg '05, '08, '10, Ot '15
ATCHISON, Ron	G/DT	6	Sk '56, '60-64	BOMBEN, Ryan	OG	4	Hm '15-17, To '18	BURRIS, Kurt	C/LB	2	Ed '55 (multi)
AUSTIN, Kent	QB	1	Sk '90	BOND, Travis	OL	1	Wp '16	BURROW, Jim	DB	2	MI '78-79
AUTRY, John	DE	1	To '63	BONK, John	C	4	Wp '82-85	BURTON, Eddie	E	1	MI '40
AVERY, Jeff	WR	2	Ot '77-78	BONNER, Brian	LB	1	Ot '91	BUTLER, Craig	S	3	Sk '11, Hm '14-15
AVERY, John	RB	1	Ed '02	BOONE, David	DE	3	Ed '77, '79, '81	BUTLER, Duane	LB	1	MI '05
AYANBADEJO, Brendon	LB	1	BC '02	BOORAS, Steve	DE	1	MI '70	BUTLER, Greg	DB	3	Ed '78-80
AYNSLEY, Brock	WR	1	MI '77	BOOTH, Billy Joe	DE	4	Ot '63-64, '66, '69	BUTLER, Larry	G	6	Hm '76-79, Wp '80-81
BAGG, Rob	WR	1	Sk '14	BOUDREAUX, Brandon	DE	1	Hm '13	BUTLER, Victor	DE	1	To '17
BAGGS, Stevie	DE	1	Sk '09	BOURKE, Josh	OT	7	MI '08-14	BYRD, Melvin	DB	2	BC '85, '87
BAILEY, By	FB	1	BC '57	BOWMAN, Adarius	WR	3	Ed '14-16	CACIC, Mike	DT	3	BC '64-66
BAILEY, Morris	E	1	Ed '50	BOWMAN, John	DE	9	MI '09-10, '12-15, '17-19	CAHOON, Ben	WR	10	MI '99-00, '02-09
BAKER, Bill	DE	5	Sk '71-73, BC '75-76	BOYD, Cory	RB	2	To '10-11	CALVILLO, Anthony	QB	10	MI '00, '02-04, '06, '08-12
BAKER, John	DE	2	MI '65, '67	BOYD, Jeff	WR	1	Wp '85	CAMERON, Bob	P	6	Wp '84, '88-90, '93, '95
BAKER, Keith	WR	4	MI '80-81, Hm '82-83	BRACKENRIDGE, Tyron	S	2	Sk '13-14				
BAKER, Terry	K/P	2	MI '96, '01								

**DIVISIONAL ALL-STAR TEAMS**

**ALL-TIME REGISTER: 1936 TO 2022**

Player	Pos	No	Teams/Years	Player	Pos	No	Teams/Years	Player	Pos	No	Teams/Years
CAMERON, Larry	LB	2	Ot '75-'76	CONRAD, Wayne	C	1	Mi '75	DILLARD, Jim	HB	3	Cg '63, Ot '65, To '67
CAMERON, Paul	DB	1	BC '56	CONROY, Jim	LB	3	Ot '62-'63, '66	DIPIETRO, Rocky	SB	4	Hm '81-'82, '86, '89
CAMPANA, Tom	HB	1	Sk '72	COODE, Jim	OT	2	Ot '76, '78	DITTMAN, Seth	OT	1	Cg '04
CAMPBELL, Hugh	WR	4	Sk '64-'66, '69	COPELAND, Jeremaine	SB/WR	3	Mi '03-'04, '09	DIXON, George	HB	2	Mi '62-'63
CAMPBELL, Jerry	LB	7	Ot '68-'70, '72-'75	COPELAND, Royal	HB	4	To '45-'47, '49	DIXON, Tom	P	2	Ed '85-'86
CAMPBELL, Mike	DE	2	To '91-'92	CORNISH, Jon	RB	4	Cg '11-'14	DOBBS, Glenn	QB	1	Sk '51
CAMPBELL, Tommie	DB	2	Cg '16, Mi '19	CORRIGALL, Jim	DE	8	To '71-'73, '75, '77-'80	DOBLER, Walter	QB	1	Wp '46
CANADA, Tom	DE	2	Wp '04, '07	COULTER, Bobby	QB	2	To '36, '40	DOMINGUEZ, Matt	WR	1	Sk '06
CANALE, Justin	G	1	Mi '71	COULTER, Carl	C	2	Hm '98-'99	DORSEY, Dean	K	2	Ot '85, '87
CANTOR, Noah	DT	1	To '04	COULTER, Tex	OT/DT	6	Mi '53-'55 (multi)	DORSEY, Dominique	ST	2	To '07-'08
CAPICCIOTTI, Justin	DE	1	Ot '15	COUSINEAU, Tom	LB	1	Mi '80	DOYLE, Mickey	LB	1	Wp '72
CAPRARU, Dan	FB	1	Sk '41	COVERNTON, Bruce	OT	2	Cg '93-'94	DOZIER, Brandon	DB	1	Mi '18
CAREY, Ka'Deem	RB	2	Cg '21-'22	COVINGTON, Grover	DE	7	Hm '81, '85-'90	DRAIN, Selwyn	DB	1	To '88
CARPENTER, Jack	T	1	Hm '51	COX, Chip	LB	6	Mi '09-'14	DRAWHORN, Anthony	DB	3	Ot '91-'92, Bhm '95
CARPENTER, Ken	HB/E	3	Sk '55-'56, '58	COX, Martin	WR	1	Ot '79	DRESSLER, Weston	WR	4	Sk '09, '11-'13
CARTER, Duron	WR	2	Mi '14, Sk '17	CRAIN, Milt	OT/C	2	Mi '61, '63	DREW, Doug	G	1	Sk '47
CARTER, Eric	CB	7	Hm '95,98-'99, BC '00-'03	CRAWFORD, Derrick	ST	1	Cg '90	DREW, Rande	DB	1	Mi '07
CARTER, Grant	DE	2	Mi '96, Wp '98	CRAWFORD, Larry	DB	5	BC '83-'84, '86-'88	DRUEN, Max	OG	1	Sk '50
CARTERI, Carmelo	LB	1	Hm '81	CRAWFORD, Rufus	RB	1	Hm '81	DRUMMOND, Robert	FB/RB	3	To '96-'97, BC '99
CASEY, Tom	HB	6	Wp '50-'55	CRENNEL, Carl	DE/LB	3	Mi '73, '78-'79	DRUXMAN, George	C	1	Wp '56
CASH, Alan-Michael	DT	1	Mi '14	CRIFO, Rob	SB	2	Wp '91-'92	DULIN, Gary	DT	2	Ot '82-'83
CASSIDY, Mike	T/G/DE	4	Sk '48-'49, '53-'54	CRISSON, Stan	OE	1	Hm '65	DUNBAR JR., Steven	WR	1	Hm '22
CASTILLO, Sergio	K	2	Hm '17, BC '19	CRITCHLOW, Joe	DT	1	Wp '72	DUNCAN, Dennis	RB	2	Mi '69, Ot '71
CATAN, Pete	DE	1	Wp '82	CROSS, Billy	DB	1	To '54	DUNIGAN, Matt	QB	5	Ed '85, BC '88, Wp '93, Wp '94, Bh '95
CATES, Wes	RB	2	Sk '08, '10	CROUSE, Ray	RB	1	Cg '83	DUNLAP, Frank	QB	1	Ot '46
CATTELAN, Roger	OT	1	Ot '85	CRUMP, Richard	RB	1	Ot '80	DUPIUS, Dick	DB	2	Ed '71-'72
CAVIL, Kwame	WR	1	Mi '04	CRYSDALE, Jamie	C	1	Cg '98	DURANT, Darian	QB	2	Sk '09, '13
CAVNESS, Grady	DB	2	Wp '72, BC '77	CUMMINGS, Bruce	FW	1	Ot '51	DURIE, Andre	SB	1	To '13
CEPPETELLI, Gene	C	2	Hm '67, Mi '70	CUNNINGHAM, Jimmy	ST	2	To '96, BC '99	DUSHINSKI, Ted	DB	2	Sk '70, '75
CERESNA, Jake	DT	1	Ed '22	CURCILLO, Tony	LB	2	Hm '57-'58	DUVAL, Damon	K/P	6	Mi '06-'10
CERETTI, Bill	G	3	Wp '38, '40, '46	CURETON, Hardiman	T/DT/L	5	To '56, Ot '58, Hm '61-'63	DYAKOWSKI, Peter	G	1	Hm '12
CHALUPKA, Ed	G	3	Hm '72-'74	CURRY, Almondo	CB	1	Mi '04	EALEY, Chuck	QB	1	Hm '72
CHAMPION, Tony	WR	2	Hm '86, '89	CURRY, James	DT	4	To '84-'85, Sk '87, '89	EBEN, Mike	WR	3	Ed '70, To '71, '76
CHARLTON, Ken	HB	7	Sk '41, '48-'49, Ot '45-'46,	CURTIS, Uly	RB	3	To '50-'52	ECUYER, Al	LB	1	Ed '59
CHAYTORS, Dave	DT	1	BC '98	CUSTIS, Bernie	QB/HB	2	Hm '51, '54	EDBERG, Rollie	E	1	Sk '39
CHEATWOOD, Tim	DE	2	Hm '03-'04	CUTLER, Dave	K	3	Ed '77-'78, '80	EDEM, Mike	S	2	Mi '13, Sk '19
CHEPESUIK, Mike	G	1	To '34	CUTLER, Wes	E	6	To '33-'38	EDWARDS, Chris	DB	1	To '21
CHERRY, Anthony	RB	1	BC '88	DALES, Burke	P	4	Cg '06, '09-'11	EDWARDS, Dan	E	1	BC '56
CHICK, John	DE	3	Sk '09, '14, Hm '16	DALLA RIVA, Peter	TE	4	Mi '72, '75-'77	EDWARDS, Jimmy	RB	3	Hm '76-'78
CHILDRESS, Fred	G/T	6	Bh '95, Cg '96-'98, 00-'01	DANAHER, Leo	FB	1	Sk '38	EDWARDS, Robert	RB	2	Mi '05-'06
CHIPPER, Eric	T	1	Ot '45	DANIELSEN, Vince	SB	2	Cg '97-'98	EDWARDS, Terrence	WR	3	Wp '07, '10-'11
CHIU, Bryan	C	9	Mi '00-'06, '08-'09	DANJEAN, Ernie	LB	1	Hm '59	EIBEN, Kevin	LB	5	To '04-'07, '10
CHOMYC, Lance	K	3	To '86, '88, '91	DANYCHUK, Bill	G/OT	5	Hm '67-'68, '70, '72-'73	EKSTRAN, Garner	DE	4	Sk '62-'63, '66-'67
CHRISTMAN, Hank	T	2	Ot '46-'47	DARBY, Alden	DB	1	Wp '21	ELEWONIBI, Moe	OT	2	BC '98, Wp '00
CHRONOPOLOUS, D	G	1	Ot '93	DATTILIO, Gerry	QB	1	Mi '80	ELGAARD, Ray	TE/SB	6	Sk '85,87-'88, 90, '92-'93
CICIA, Ray	G	3	Mi '50-'51, '54	DAVIES, Bill	FW	1	Mi '38	ELIMIMIAN, Solomon	LB	6	BC '11,13-'14,16-'17, Sk '19
CLARIDGE, Pat	OE	1	BC '64	DAVIS, Darren	RB	1	Sk '01	ELIOWITZ, Abe	FW/HB	4	Ot '34-'35, Mi '36-'37
CLARK, Bob	QB	1	To '34	DAVIS, Eddie	DB	5	Cg '00, Sk '01, '04-'06	ELLINGSON, Greg	WR	4	Ot '16-'18, Ed '19
CLARK, Brian	LB	1	Cg '06	DAVIS, Emmanuel	DB	2	Hm '15-'16	ELLIS, Craig	RB/SB	3	Sk '84, Ed '89-'90
CLARK, Bruce	DT	1	To '80	DAVIS, Ja'Gared	DL	2	Hm '19, '21	ELSBY, Ted	DT	1	Mi '64
CLARK, Dan	OL	1	Sk '19	DAVIS, Jerome	T	1	To '06	EMRY, Shea	LB	1	Mi '12
CLARK, Don	HB	1	Mi '61	DAVIS, Nate	DT	2	Sk '03-'04	ENGLAND, Eric	DT	1	To '03
CLARK, Ken	P	4	Hm '77,To '78,Sk '82,Ot '85	DAVIS, Rod	LB	1	Ed '11	ESTAY, Ron	DE	4	Ed '73, '77-'78, '80
CLARK, Matt	SB	1	BC '91	DAVIS, Troy	RB	3	Hm '02-'04	ESTELLE, Mark	CB	3	Mi '08-'10
CLARKE, Bill	DT	2	Sk '61, '63	DAVIS, Yonus	ST	1	BC '10	ETCHEVERRY, Sam	QB	6	Mi '53-'57, '60
CLASH, Darnell	DB/ST	2	BC '85, To '87	DAWSON, Rhett	WR	2	Sk '75-'76	ETTINGER, Red	C/LB	4	Sk '51, To '52-'3, Hm '54
CLAYBROOKS, DeVone	DT	1	Cg '10	DAY, Eagle	QB	1	Cg '62	EUROPE, Tom	S	2	BC '95, Wp '02
CLEMENTS, Tom	QB	7	Ot '75-'77,79, Hm '81, Wp '84, '87	DAYMOND, Irv	C	2	Ot '91-'92	EVANS, Bobby	HB	2	Wp '93-'94
CLEMONS, Michael	ST	4	To '90, 93-'94, 97	DEAN, Larry	LB	3	Hm '17-'18, Ed '19	EVANS, Ciant	DB	3	Cg '16-'18
CLERMONT, Jason	SB	2	BC '04, '07	DEANGELIS, Sandro	K	5	Cg '05-'09	EVANS, Shaq	WR	1	Sk '19
CLEVELAND, Howard	HB	1	Sk '39	DEDMON, DeVonte	RET	1	Ot '21	EVANS, Zack	DL	1	Ot '16
CLIMIE, Jock	SB	3	Ot '93, Mi '96-'97	DEFRANCE, Chris	SB	2	Sk '83-'84	EVANSHEN, Terry	WR	7	Mi '65, Cg '66-'69, Mi '71, Hm '75
COBOURNE, Avon	RB	3	Mi '08-'09, Hm '12	DEKKER, Paul	E	4	Hm '58-'61	EVANSON, Jim	RB	5	BC '68-'71, Ot '73
CODY, Maclin	SB	1	Hm '96	DEMARCO, Mario	G	3	Ed '51-'52, Sk '54	EVRAIRE, Ken	SB	1	Hm '92
CHUNGH, Sukh	OL	1	Wp '18	DEMPSEY, Frank	LB	1	Ot '55	EXELBY, Clare	DB	1	Cg '60
CODY, Tay	DB	1	Hm '06	DEMPSEY, Wally	LB	2	Sk '68-'69	EZERINS, Leo	LB	1	Hm '86
COFFEY, Tommy Joe	OE	7	Ed '62, '64-'65, Hm '67-'70	DEMSKI, Nic	WR	2	Wp '21-'22	FAIRBANKS, Lloyd	OT/G	7	Cg '78-'79, '82, '90, Mi '84-'6
COFIELD, Tim	DE	3	Hm '93-'94, Mem '95	DENMAN, Alex	G	1	Hm '32	FAIRHOLM, Jeff	SB	1	Sk '89
COLEMAN, Davon	DL	1	BC '18	DENMARK, Clarence	WR	1	Wp '14	FAIRHOLM, Larry	DB	1	Mi '68
COLEMAN, Lovell	FB	3	Cg '63-'65	DENNIS, Derek	OL	4	Cg '16, '18-'19, '22	FAJARDO, Cody	QB	1	Sk '19
COLEMAN, Marvin	CB/ST	9	Cg '95-'98, '00, Wp '01	DENNIS, Lonnie	OT	3	BC '62-'64	FALONEY, Bernie	QB	5	Hm '58-'59,61,64, Mi '65
COLLAROS, Zach	QB	2	Wp '21-'22	DENNIS, Steve	DB	1	To '76	FANTUZ, Andy	WR	1	Sk '10
COLLIER, Anthony	DE	1	Ot '05	DENSON, Moses	RB	2	Mi '70, '72	FANUCCI, Mike	DE	1	Ot '78
COLLINS, Charlie	LB	1	Mi '70	DERMOTT, Blake	OT	2	Ed '89, '94	FEDOSOFF, John	DB	1	Hm '55
COMISKEY, Dan	G	2	Ed '03, '06	DESJARDINS, Paul	C	3	To '71-'73	FENERTY, Gill	RB	3	To '87-'89
CONGI, Luca	K	1	Hm '12	DESJARLAIS, Drew	OL	1	Wp '21	FENNELL, Dave	DT	5	Ed '77-'81
CONNOP, Rod	C	8	Ed '87, '89-'93, '95-'96	DESLAURIERS, Laurent	DL	1	Ed '84	FERNANDEZ, Mervyn	WR	4	BC '82-'85
CONRAD, David	FB	1	Ot '91	DEWALT, Roy	QB	1	BC '87				
				DICKENSON, Dave	QB	2	Cg '00, BC '03				

**DIVISIONAL ALL-STAR TEAMS**

**ALL-TIME REGISTER: 1936 TO 2022**

Player	Pos	No	Teams/Years	Player	Pos	No	Teams/Years	Player	Pos	No	Teams/Years
FERRARO, Johnny	FW	1	MI '37	GOLAB, Tony	HB/FW	5	Ot '39-40, '45, '47-48	HAY, J.T.	K	1	Cg '86
FERRONE, Dan	G	9	To '83-87, '90-92, Cg '89	GOLDSMITH, Vince	LB/DE	3	Sk '81, '83, '88	HAYES, Larry	OG/LB	4	Ot '56-57, '59 (multi '57)
FERRUGHELLI, Steve	RB	1	MI '74	GOLDSTON, Ralph	DB	4	Hm '56-59	HAYNES, Larry	E	3	Cg '37, '40-41
FIELDGATE, Norm	LB	3	BC '59-60, '63	GOOCH, Keith	CB	2	BC '87, Ed '90	HEATH, T.J.	DB	2	Wp '16-17
FIELDS, Howard	DB	5	Hm '82-83, '85, '87-88	GOODLOW, Eugene	WR	1	Wp '81	HEBELER, Nick	DE	1	BC '82
FIELDS, Jeff	DT	1	Hm '92	GOODS, Bennie	DE/DT	5	Ed '93-97	HEBERT, Kyries	S	2	MI '12, MI '17
FILCHOCK, Frank	OB	3	Hm '47, MI '49-50	GOODSPEED, Dan	OT	3	Wp '07-08, Hm '09	HEFNEY, Jonathan	DB	3	Wp '09, '11-12
FILIPSKI, Gene	HB	1	Cg '59	GOOSSEN, Matthias	OL	1	Wp '18	HEIGHTON, Jim	DE	2	Wp '72, '74
FINCH, Roy	KR	1	Cg '17	GORDON, Andy	QB	1	Ot '49	HELTON, John	DE/DT	12	Cg '69-76, '78, Wp '79, Wp '81-82
FINDLAY, Greg	LB	2	BC '68, '70	GORDON, Charles	DB	2	BC '94, MI '96	HENDERSON, Zac	DB	1	To '82
FINLAY, Matt	LB	1	Cg '92	GORDON, Robert	WR	2	Wp '99-00	HENDRICKSON, Lynn	TE	1	BC '73
FLAGEL, Scott	DB-S	6	Wp '85-87, Ot '89-91	GOREE, Roger	LB	4	Cg '73-74, Sk '76-77	HENKE, Ed	LB	1	Cg '54
FLEMING, Dave	RB	1	Hm '70	GORRELL, Miles	OT	5	MI '83-84, Hm '86, 88-9	HENLEY, Garney	DB/WF	10	Hm '63-72
FLEMING, Joe	DT	6	BC '97, Wp '98, '04, Cg '00-01, '03	GOSS, Jason	DB	1	Ed '08	HENRY, Malik	WR	1	Cg '22
FLEMING, Sean	P/K	6	Ed '01-04 (multi)	GOTTA, Jack	E/DB	4	Cg '57-58, '61	HENRY, Urban	DT	2	BC '59-60
FLEMING, Willie	RB	3	BC '60-61, '63	GRACE, Cody	P	2	Cg '21-22	HERMAN, 'Tiny'	G	4	Ot '36-39
FLETCHER, Michael	LB	1	To '05	GRACE, John	LB	3	Ot '02, Cg '04-05	HERNANDEZ, Joe	DB	2	Ed '67,70
FLICK, D.J.	WR	3	Ot '03-04, Sk '07	GRAHAM, Milt	DT	1	Ot '58	HEROSIAN, Brian	DB	2	Wp '75-76
FLORY, Scott	G	11	MI '02-12	GRAHAM, Vern	HB	1	Cg '49	HERRON, Mack	RB	2	Wp '71-72
FLOWERS, Bernie	OE	1	Ot '53	GRANT, Bakari	WR	1	Hm '13	HERVEY, Ed	WR	2	Ed '01, '03
FLOYD, Otis	LB	3	BC '05-07	GRANT, Bud	OE	3	Wp '53-54, '56	HICKMAN, Justin	DE	1	Hm '11
FLUTIE, Darren	WR	6	BC '92, '94, Ed '96-97, Hm '98-99	GRANT, Janarion	KR	1	Wp '22	HIGHBAUGH, Larry	DB	4	Ed '73-75, '77
FLUTIE, Doug	QB	6	BC '91, Cg '92-4, To '96-7	GRANT, Marcus	WR	1	Bh '95	HILL, Jack	RB	1	Sk '58
FORD, Darryl	LB	1	To '91	GRANT, Tommy	FL/HB	2	Hm '63-64	HILL, Rod	CB	3	Wp '89-90, '92
FORD, Ken	LB	1	Cg '88	GRAVELLY, Tracy	LB	2	Bl '95, MI '96	HILL, Stewart	LB/DE	5	Ed '84, '86, '89-90, BC '91
FORD, Will	RB	1	Wp '13	GRAY, Ed	DE	2	Ed '59-60	HILL, T.J.	LB	1	MI '08
FORT, Neal	OT	4	Bl '95, MI '96-97, '03	GRAY, Herb	DE/G	7	Wp '57-62, '65	HINEY, Don	HB	1	Wp '48
FORTNEY, Denny	DT	1	Wp '02	GRAY, Mike	DT/DE	2	BC '85, Wp '89	HINTON, Tom	G	5	BC '58-59, '63-64, '66
FORWICK, Ron	DE	1	Ed '70	GRAY, Tyron	WR	1	BC '81	HIRSCH, Ed	C	2	To '50-51
FORZANI, Joe	LB	1	Cg '75	GRAYBILL, Mike	OT	1	Ot '93	HITCHCOCK, Rob	S	3	Hm '99, '01-02
FORZANI, Tom	WR	3	Cg '73-74, '77	GREEN, Art	RB	3	Ot '74-75, '78	HOBART, Ken	QB	1	Hm '85
FOSTER, Otha	LB	1	BC '18	GREEN, David	RB	1	MI '79	HOHMAN, Jon	G	1	Hm '72
FOURQUEAN, Joe	DB	1	BC '77	GREEN, S.J.	WR	8	MI '11-15, To '17-19	HOLLAND, Robert	HB	1	Ed '94
FOUTS, Dick	T/DE	5	To '58, '60, BC '63-65	GREENE, Andrew	G	5	Sk '00-01, '03-05	HOLLIMON, Joe	DB	3	Ed '76, '78, '82
FOWLER, Delbert	LB	1	MI '83	GREER, Terry	WR	4	To '82-85	HOLLOWAY, Condredge	QB	3	Ot '78, To '82-83
FOXX, Ron	LB	2	Ot '79-80	GREGUS, Bill	HB	1	Hm '50	HOLMES, Bruce	LB	1	Ot '90
FRANCIS, Andre	CB	2	Ed '89-90	GRIFFIN, Murray	HB	1	Ot '38	HOLMES, Corey	ST	2	Sk '02, '05
FRANK, Bill	OT	7	To '66-68, Wp '70-73	GRIFFING, Dean	C	3	Sk '37-38, '40	HOLMES, Mike	WR	2	Wp '78, '80
FRANK, Malcolm	CB	2	Ed '04-05	GRIGG, Andrew	WR	2	Hm '98, '01	HOLMES, Pat	DT	1	Cg '65
FRASER, George	G	3	Ot '38, '40, '45	GRIGSBY, Nic	RB	1	H-W '14	HOLMES, Richard	RB	1	Ot '77
FRAZIER, Lance	DB	1	Sk '09	GROENEVEGEN, Leo	G/C	5	BC '91, Ed '96-97, 99-00	HOLMES, Tyler	OL	2	To '14, '16
FREEMAN, Jerrell	LB	1	Sk '11	GROOM, Dick	E	2	Hm '45-46	HOLT, Harry	TE	2	BC '79-80
FRERS, Greg	S	3	Cg '99-01	GRYMES, Aaron	DB	1	Ed '15	HOLTON, Harold	G	1	Cg '78
FRITH, Ken	DE	1	Sk '70	HABIG, Neil	C	6	Sk '59-64	HOOD, James	WR	1	MI '86
FRITZ, Bob	QB	1	Wp '37	HACK, Dave	OT	5	Hm '99-02,04	HOOD, Robert	E	1	Hm '49
FULLER, Joe	HB	1	Shr '94	HAGE, Marwan	C	2	Hm '07, '10	HOPKINS, Andy	RB	3	Hm '73-74, MI '76
FULTON, Ed	OT	2	Hm '81-82	HAGGERTY, John	P	1	To '22	HOPTOWIT, Al	G	1	Cg '38
FUNSTON, Farrell	E	2	Wp '61, '63	HAIGH, Bert	E	3	Ot '46-48	HORN, Joe	WR	1	Mem '95
FUREY, Jim	C	1	Cg '58	HAILEY, Ken	DB	3	Wp '84-84, '87	HORTON, Mike	G	1	Cg '80
FURLONG, Jim	LB	1	Cg '65	HAJRULLAHU, Lirim	K	2	To '16, Hm '19	HOUSE, Rick	SB	1	Wp '90
GABLE, C.J.	RB	2	Hm '13, '16	HALL, Alex	DE	2	Wp '12, Sk '13	HOWARD, Marcus	DE	1	Ed '11
GABRIEL, Tony	TE	10	Hm '72-74, Ot '75-81	HALL, Darryl	HB/LB	3	Cg '91-92, '98	HOWELL, Ron	FW/FL	2	Hm '58-59
GADDIS, Bob	WR	3	MI '78-79, To '80	HALL, Richie	DB/HB	4	Cg '83,86, Sk '88,90	HOWES, Bob	C	1	Ed '73
GAIN, Bob	T	1	Ot '51	HALLMAN, Harold	DT	5	Cg '86-87, To '89-91	HOWSARE, Julian	DE	1	Hm '22
GAINES, Gene	LB/DB	5	Ot '63,65-67, MI '71	HAM, Tracy	QB	1	Ed '89	HUDSON, Bill	OT	1	MI '60
GAINEY, Ed	DB	2	Sk '17-18	HAMILTON, Brandon	CB	1	Hm '03	HUDSON, Warren	FB	2	Wp '90, '92
GAINOR, Martin	T	4	Wp '37-39, '46	HAMPTON, William	LB	1	MI '82	HUFFMAN, Dick	OT/DT	8	Wp '52-55, Cg '56-57
GALLOWAY, Ralph	G	5	Sk '73-77	HANSON, Fritz	HB	5	Wp '37-41	HUGHES, Charleston	DE	8	Cg '10, '12-13, '15-17, Sk '18-19
GARBARINO, Henry	E	1	MI '32	HARDEE, Billy	DB	2	To '79-80	HUGO, Tom	C/LB	12	MI '53-59 (multi '54-58)
GARCIA, Jeff	QB	4	Cg '95-98	HARDIN, Steve	G	1	BC '02	HUNSPERGER, Garrett	DT	1	BC '74
GARRETT, Shannon	DB	2	Ed '01, '03	HARDING, Rodney	DE/DT	7	To '86-88, '92, '94, Me '95, Cg '96	HUNT, Aaron	DT	5	BC '06-09, '11
GASSER, Dave	LB	3	Ed '70-72	HARDRICK, Jermarcus	OL	2	Wp '17, '21	HUNT, Phillip	DE	1	Wp '10
GAUTHIER, Alexandre	OT	1	Wp '07	HARPER, David	LB	1	SA '95	HUNT, Reggie	LB	4	Sk '03-04, '06-07
GAVINS, Jerrell	DB	1	Ot '15	HARPER, Glenn	P	2	Cg '87, Ed '93	HUNTER, Malvin	DE	3	Ed '96-98
GELHAYE, Gordon	T	3	Ed '39, Cg '40, BC '41	HARRAWOOD, Floyd	DG	1	Wp '55	HUNTER, Monshadrick	DB	1	MI '21
GEORGE, Ed	OT/G	5	MI '70-74	HARRINGTON, Ed	DE	4	To '64,68-70	HUNTER, Tony	ST	1	Ed '89
GEORGE, Tearrius	DT	2	Sk '13-14	HARRIS, Andrew	RB	6	BC '12, '15, Wp '16-19	HUNTLEY, Kevin	DT	2	To '10-11
GERMANY, Jim	RB	2	Ed '79, '81	HARRIS, Dickie	DB	8	MI '73-80	HURD, Howard	G	1	Cg '37
GETZLAF, Chris	WR	2	Sk '12-13	HARRIS, Eric	DB	3	To '77-78, '80	HUTTON, Len	E	1	MI '35
GILCHRIST, Cookie	FB/LB	6	Hm '56-57, Sk '58, To '59-60	HARRIS, Johnnie	DB	1	To '97	IANNONE, Bert	G	3	Wp '47, Cg '48-49
GITTENS JR., Kurlieigh	WR	2	To '21-22	HARRIS, Lou	RB	2	BC '74-75	ILESIC, Hank	P	8	Ed '78-81, To '86-87, '91-92
GIVENS, Reggie	DE	1	To '96	HARRIS, Rod	WR	2	Sac '93-94	IRVIN, Terry	DB/CB	4	Cg '78-9, Sk '84, MI '86
GLASSER, Sully	HB	1	Sk '46	HARRIS, Trevor	QB	1	Ot '16	IRVING, Bud	G	1	Wp '48
GLATT, Javier	LB	1	BC '08	HARRIS, Wayne	LB	11	Cg '61-71	ISBELL, Larry	DB	3	Sk '56-58
GLENN, Kevin	QB	1	Wp '07	HARRISON, Herman	TE	6	Cg '65, '67-71	ISBISTER, Bob	HB	2	To '38, Hm '39
GLOVER, Lavar	CB	1	BC '07	HARVEY, John	RB	1	MI '73	ISMAL, Raghil	WR/ST	3	To '91-92
GOETZ, Ron	LB	1	Sk '94	HASSELBACH, Harold	DT	1	Cg '93	IVORY, Clifford	DB	3	To '02-04

**DIVISIONAL ALL-STAR TEAMS**

**ALL-TIME REGISTER: 1936 TO 2022**

Player	Pos	No	Teams/Years	Player	Pos	No	Teams/Years	Player	Pos	No	Teams/Years
JACKSON, Alfred	WR/SB	2	BC '97, '00	KIDD, Carl	LB	2	BC '02, '06	LISBON, Don	HB	1	MI '66
JACKSON, Billy	LB	1	Sk '86	KING, Franklin	DT	1	To '83	LISKE, Peter	QB	1	Cg '67
JACKSON, Enis	HB	3	Ed '89, '91-92	KING, Mike	FB	2	Ed '50-51	LLOYD, Maurice	LB	2	Sk '07-08
JACKSON, Ernest	WR	1	Ot '16	KIRZINGER, Dave	OT	1	Cg '83	LOCKLIN, Billy Ray	DE	5	MI '61-62, Hm '65-66, '68
JACKSON, Glen	LB	6	BC '77-79, '82, '85, '87	KISELAK, Mike	C	3	SA '95, To '96-97	LOFFLER, Taylor	DB	3	Wp '16-18
JACKSON, Noah	OT	1	To '74	KISSELL, Mike	G	1	Wp '49	LOGAN, Ian	ST	1	Wp '11
JACKSON, Paris	WR	1	BC '08	KLASSEN, Rick	DT	1	BC '85	LOKOMBO, Bo	ST	1	BC '15
JACKSON, Russ	QB	6	Ot '62-63, '66-69	KMECH, Mike	G	1	Ed '61	LONEY, Don	C	4	To '46, Ot '47-49
JACOBS, Jack	QB	2	Wp '50, '52	KNOWLTON, Markeith	LB	3	Hm '08-10	LONG, Rocky	DB	1	BC '77
JACOBS, Ray	DE	1	BC '03	KNOX JR., Jeff	LB	1	Sk '15	LONG, Ty	P	2	BC '17-18
JAMES, Gerry	HB	2	Wp '55, '57	KNOX, Greg	S	1	Cg '94	LOWE, Eddie	LB	1	Sk '89
JANUARY, Glenn	OT	3	Wp '11-13	KOINZAN, Craig	DE	1	Cg '71	LUCAS, Sean	LB	1	Sk '09
JANZEN, Henry	DB	1	Wp '65	KONAR, Kevin	LB	2	BC '85, '87	LUECK, Bob	G	4	Cg '67-68, Wp '71-72
JEFFCOAT, Jackson	DE	1	Wp '21	KORCHAK, Bud	FW	2	Wp '52-53	LULAY, Travis	QB	2	BC '11-12
JEFFERSON, James	CB	2	Wp '87-88	KORNEGAY, Tad	LB	1	Sk '09	LUMSDEN, Jesse	RB	1	Hm '07
JEFFERSON, Willie	DE	5	Sk '17-18, Wp '19-22	KOSID, Bob	DB	2	Sk '66, '68	LUNSFORD, Earl	FB	3	Cg '60-62
JENKINS, Keyvan	RB	1	BC '85	KOSMOS, Mark	LB	3	MI '71, Ot '75-76	LUSTER, Marv	E/DB	9	MI '61-62, To '66-72
JENKINS, Mel	CB	1	Cg '86	KOTOWICH, Ed	G	1	Wp '59	LUZZI, Don	OT/DT	7	Cg '58, '60-63, '66
JENKINS, Michael	RB	1	To '01	KRAMER, Roger	OT	3	Ot '63-64, Cg '67	LYONS, Damion	CB	1	Ed '92
JENSON, Roy	G	1	Cg '54	KROL, Joe	HB	4	To '45-48	LYSACK, Wes	S	1	Wp '04
JESSUP, Bill	DB	1	BC '59	KROPKE, John	DE/DT	4	Ot '92-95	MAAS, Jason	QB	1	Ed '01
JIMENEZ, Jason	T	1	BC '08	KROUSE, Bob	LB	1	Hm '67	MACHINSKY, Francis	G	1	To '56
JOHNSON, Albert III	ST	2	Wp '00, '06	KRUGER, Oscar	DB	4	Ed '57-58, '61-62	MACK, Gene	LB	2	To '72-73
JOHNSON, Alondra	LB	6	Cg '91-92,95,'97-98,'00	KULKA, Glen	DE	1	To '88	MACKRIDES, Bill	QB	1	Hm '52
JOHNSON, Bobby	RB	1	Sk '86	KUNTZ, Bobby	LB/FB	3	To '57, Hm '62, '64	MACMILLAN, Nolan	OL	1	Ot '19
JOHNSON, Brent	DE	5	BC '04-06,'08,'10	KUSSEROW, Lou	DB/HB	4	Hm '53-55 (multi)	MACNEIL, Brett	G	1	Wp '01
JOHNSON, Glenn	OT	1	Wp '50	KWONG, Norm	HB/FB	4	Ed '51,53, '55-6	MACON, Ed	HB/DB	2	Cg '54, Hm '58
JOHNSON, Jamall	LB	2	Hm '09, '11	KYNES, Jim	C	1	Sk '50	MAHER, Brett	P	2	Hm '16, Ot '17
JOHNSON, James	CB	1	Sk '07	LABATTE, Brendon	OL	9	Wp '09-11, Sk '12-15, Sk '17-18	MAJOR, Chris	CB	1	Cg '88
JOHNSON, Jovon	CB	5	Wp '09-12, Ot '15	LACEY, Deon	ST	1	Ed '14	MAKOWSKY, Gene	OT/G	7	Sk '04-10
JOHNSON, Juan	RB	1	BC '85	LACOSTE, Paul	LB	1	BC '99	MALINOSKY, John	OT	1	To '84
JOHNSON, Kevin	LB	3	MI '02-04	LADLER, Kenny	LB	1	Ed '17	MALLET, Martell	RB	1	BC '09
JOHNSON, Micah	DL	5	Cg '16-18, Sk '21, To '22	LAGRONE, John	DT	6	Ed '67-69, '71-73	MALVEAUX, Kelly	DB	2	MI '04, '08
JOHNSON, Rick	QB	1	Cg '89	LAING, Cleyon	DT	4	To '15, '17-19	MANCHUK, Bill	LB	1	Sk '76
JOHNSON, Ron	WR	1	Hm '84	LAIRD, Stu	DT	1	Cg '94	MANLEY, Leon	OT	1	Ed '53
JOHNSON, Tom	DT	1	Cg '10	LAKUSIAK, Gene	DB	2	Wp '72-73	MANN, Dave	FL	2	To '60-61
JOHNSON, Will	DE	6	Cg '90-95	LAMAR, Jason	LB	1	Hm '01	MANNING, Pete	E	3	Cg '62-64
JOHNSTONE, Chris	FB	1	Wp '93	LAMBERT, Paul	G	2	MI '04, '08	MANITYKA, Cory	T	1	BC '03
JONAS, Don	QB	2	Wp '71-72	LANCASTER, Ron	QB	7	Sk '66, '68-70, '73, '75-76	MARCELIN, Ai	DB	3	Ot '70, '73-74
JONES, Brett	C	2	Cg '13-14	LANDER, Jim	HB	1	Sk '41	MARLOW, Bobby	HB/LB	5	Sk '53-57
JONES, Ed	DB	4	Ed '78-81	LANDY, Frank	DT	1	BC '77	MARQUARDT, Bud	E	3	Wp '37, '39-40
JONES, Edgar	HB	1	Hm '50	LANGFORD, Harry	G	4	Cg '55-58	MARSH, Curtis	WR	1	Sk '00
JONES, Greg	LB	1	To '15	LAPUTKA, Tom	DE	1	Ot '71	MARSH, Dante	CB	4	BC '06, '08, '11, '13
JONES, Jimmy	QB	1	MI '74	LAROSE, Bob	FL	1	Wp '71	MARSHALL, Blake	FB	3	Ed '90-92
JONES, Khari	QB	2	Wp '01-02	LAURENT, Ted	DT	5	Ed '12, Hm '14-16, '18	MARSHALL, Greg	DE	4	Ot '81-84
JONES, Phil	DB	1	MI '84	LAUTHER, Brett	K	1	Sk '18	MARSHALL, Jim	DB	1	Sk '75
JONES, Stephen	WR	3	Ot '90, '92-93	LAUZON-SEGUIN, Jason	OL	1	Ot '17	MARSHALL, Nick	DB	1	Sk '21
JONES, Tom	OT	1	Ot '91	LAVERTU, Pierre	C	1	Cg '15	MARTIN, Nelson	S	1	BC '87
JONES, Tyrone	LB	5	Wp '84-87, '90	LAVORATO, Pete	DB	1	Ed '77	MARTIN, Willie	G/OT	2	Ed '75, Hm '80
JORDAN, Ai	CB	1	Cg '96	LAWLER, Kenny	WR	2	Wp '21, Ed '22	MARTINELLO, Marty	G	2	To '60-61
JORDEN, Kamar	WR	2	Cg '18, '21	LAWRENCE, Justin	OL	1	To '22	MARTINO, Tony	P	5	Cg '94, '96-98, '00
JORDAN, Stephen	DB/WR	2	Hm '89, Ot '90	LAWRENCE, Simoni	LB	5	Hm '14-16, '19, '21	MASOLI, Jeremiah	QB	1	Hm '18
JOSEPH, Dale	DB/S	3	Sk '97, BC '98-99	LAZEO, Rob	C	1	Cg '08	MASOTTI, Paul	WR	4	To '94, '96-98
JOSEPH, Kerry	QB	1	Sk '07	LEAR, Les	G	1	Wp '41	MASTERS, Wally	HB	1	Ot '32
JOTKUS, Pete	G/T	5	MI '32-36	LEARN, Ed	DB	4	MI '64,66, To '68-69	MATEAS, Alex	OL	2	Ot '17-18
JUDGE, Cameron	LB	1	Cg '22	LEE, Orville	RB	1	Ot '88	MATHESON, Riley	G	2	Cg '49-50
JUDGES, Gordon	DT	1	MI '73	LEE, T.J.	DB	2	BC '18, '21	MATICH, Brent	P	3	Cg '89-91
JURASIN, Bobby	DE	6	Sk '87-89,'92,'94,'97	LEGGETT, Maurice	LB	1	Wp '16	MATTE, Kristian	OL	2	MI '19, '21
KABAT, Greg	W/G/Q	3	Wp '38-40	LEHMANN, Ken	LB	5	Ot '65-69	MATTHEWS, Chris	WR	1	Wp '12
KABONGO, Patrick	G	1	Ed '08	LEMON, Shawn	DE	2	To '16, Cg '22	MATTHEWS, Ryker	OL	1	Hm '19
KANNEH, Abdul	DB	2	Ot '15-16	LEONARD, A.C.	DL	1	Ot '18	MAULDIN IV, Lorenzo	DE	1	Ot '22
KAPP, Joe	QB	2	BC '63-64	LEONARD, Richard	DB	3	Hm '17, '19, '22	MAVER, Rob	P	3	Cg '12-14
KARCZ, Zeno	LB	2	Hm '62, '65	LEONE, Richie	P	5	BC '15-16, Ot '18-19, '21	MAXIE, Demetrious	DT	2	To '99, Sk '00
KARIKARI, Richard	S	1	MI '05	LEVANTIS, Steve	T	1	To '45	MAZZA, Vince	E/DT/I	6	Hm '50-54 (multi '53)
KAURIC, Jerry	P	1	Ed '88	LEVELS, Patrick	LB	1	MI '19	MCADOO, Derrick	RB	1	Hm '89
KEELING, Jerry	DB	5	Cg '64-68	LEVENHAGEN, Bob	DG	2	BC '54-55	MCALENEY, Ed	DT	1	Cg '80
KEEPING, Jeff	C	1	To '13	LEVINGSTON, Bashir	ST	2	To '03-04	MCCALLUM, Paul	K/P	5	Sk '03, BC '07, '10-11, '14
KEITH, Jimmy	E	1	To '32	LEWIS, Derrick (Bo)	DB	1	BC '02	MCCANCE, Ches	E	2	Wp '40-41
KEITH, Kenton	RB	2	Sk '04, '06	LEWIS, Eugene	WR	3	MI '19, '21-22	MCCARTHY, Tony	E	2	Ot '38-39
KELLOGG, Jackie	DB	2	Cg '98-99	LEWIS, Gary	DT	2	Sk '88, '91	MCCOIL, Dexter	LB	2	Ed '14-15
KELLY, Brian	WR	6	Ed '79-81, '83-84, '87	LEWIS, Leo	HB	6	Wp '55,'58, '60-62, '64	MCCRARY, David	HB	1	Cg '90
KELLY, Ellison	G/OT	8	Hm '61-4, '68-70, To '71	LEWIS, Loyd	DE/DT	5	Ot '85, '90-91, Ed '92, Wp '93	MCCRAY, Tim	RB	1	Sk '89
KELLY, Kameron	DB	1	Hm '22	LEWIS, Nik	WR	6	Cg '06-07,'10-12, MI '16	MCCUNE, Robert	LB	1	To '13
KELLY, Maurice	LB	2	BC '97, Wp '99	LEWIS, Reggie	DE	3	Cg '78-80	MCDANIEL, Marquay	WR	1	Cg '13
KENNERD, Trevor	K	3	Wp '81, '83, '85	LIGGINS, Granville	G	3	Cg '72, To '75-76	MCDERMOTT, Fran	DB	1	Sk '82
KEPLEY, Dan	LB	5	Ed '77-81	LINDLEY, Earl	LB	1	Ed '56	MCDONALD, Darnell	WR	1	Cg '03
KERRIGAN, Mike	QB	2	Hm '86, '89	LINTERMAN, Rudy	WR	1	Cg '74	MCDOWALL, Gerry	FB	2	Hm '57-58
KEY, Larry	RB	2	BC '79, '81					MCDOWELL, Layne	OT	3	BC '75-77
KEYS, Eagle	C	2	Ed '53, '54					MCEACHERN, Ken	DB	4	Sk '76, '80-81, '83

**DIVISIONAL ALL-STAR TEAMS**

**ALL-TIME REGISTER: 1936 TO 2022**

Player	Pos	No	Teams/Years	Player	Pos	No	Teams/Years	Player	Pos	No	Teams/Years
MCEWEN, Sean	OL	3	To '17, Cg '21-22	MUNSEY, Bill	DB	1	BC '64	PATTERSON, Gabe	HB	2	Sk '47-48
MCFARLANE, Bill	DB	1	To '54	MURPHY, James	WR	4	Wp '86-89	PATTERSON, Hal	DB/E	13	Ml '54-58, '60, Hm '62-66
MCGARITY, Wane	ST	1	Cg '03	MURPHY, Mike	RB	1	Ot '78	PAUL, Leroy	DB	2	Hm '81, To '83
MCGOWAN, George	WR	3	Ed '73, '75-76	MURPHY, Rob	T	4	BC '06-08, To '10	PAYTON, Doug	OT	3	Ml '80-82
MCGRIGGS, Lamar	LB	1	Ot '96	MURRAY, Derico	DB	3	Hm '14, To '17, Ot '18	PAYTON, Elfrid	LB/DE	7	Wp '93, Bl '95, Ml '97-99, To '01, Ed '02
MCKEE, Johnny	C	1	Cg '39	MUSCO, Johnny	RB	1	RB '73	PEARSON, Paul	SB	1	To '84
MCKENZIE, Anton	LB	2	Sk '08, BC '09	MYERS, Billy	QB	1	To '45	PENTECOST, John	G	1	Ot '65
MCKEOWN, Bob	C	1	Ot '74	NAGURSKI, Bronko	OT	3	Hm '62, '64-65	PEOPLES, Shont'e	LB/DE	3	Wp '97, Cg '00, Sk '01
MCKINNIE, Silas	RB	1	Sk '70	NAGY, Andy	T	1	Sk '46	PERDRIX, Roger	G	1	Ot '67
MCKINNIS, Hugh	RB	1	Cg '70	NAPASTUK, Sheldon	DT	1	Cg '05	PEREZ, Chris	OT	3	To '96, Wp '98, BC '00
MCLAREN, Bob	LB	1	Wp '71	NARCISSE, Donald	WR	5	Sk '89-90, '93, '95, '98	PERINA, Carl	QB	1	Ml '33
MCLENNAN, Spencer	S	1	Ml '96	NASH, Harold	DB	3	Ml '97, Wp '01-02	PERRETT, Jeff	OT	1	Ml '15
MCLOUGHLIN, Mark	K	6	Cg '92, '94-97, '99	NELMS, Mike	DB	1	Ot '79	PERRY, Fred	DE	2	Sk '06-07
MCMANIS, Wynton	LB	1	To '22	NELSON, Roger	OT	4	Ed '57-60	PERRY, Gordon	HB	1	Ml '32
MCMANUS, Danny	OB	1	Hm '99	NESBITT, Gerry	LB	2	Ot '60-61	PETERS, Jamal	DB	1	To '22
MCMAMARA, Bob	HB	1	Wp '56	NETTLES, Ray	LB	4	BC '72-74, To '77	PETERS, Garry	DB	1	BC '22
MCNEIL, Jay	G	6	Cg '01-02, '04-07	NEUFELD, Patrick	OL	2	Wp '21-22	PETERSEN, Doug	DT	4	Ml '97-98, Ed '99, '01
MCNICHOL, Doug	DE	5	Ml '53-55, '58, '59	NEUMANN, Pete	DE	9	Hm '53-59, '61, '64	PETERSON, Greg	S	1	Cg '90
MCPHERSON, Jim	G	1	Wp '52	NEWMAN, Dave	SB	1	To '80	PETERSON, Kamau	WR	1	Ed '08
MCQUARTERS, Ed	DT	3	Sk '67-69	NEWTON, Lou	C	3	Ml '32-34	PETTERSON, Leif	SB	1	Hm '79
MCQUAY, Leon	RB	1	To '71	NICASTRO, Peter	C	1	To '21	PFEIFER, Al	E	1	To '55
MCTAGUE, Mike	SB	1	Ml '85	NICHOLS, Deatrick	DB	2	Wp '21-22	PHANEUF, Al	DB	1	Ml '70
MEDLOCK, Justin	K	3	Hm '11, '15, Wp '16	NICHOLSON, Darrell	LB	1	To '83	PHASON, Vince	DB	1	Wp '82
MEGNA, Marc	DE	1	Ml '02	NICKLA, Ed	LB/DT	2	Ml '62-63	PHILBRICK, Mike	DT	3	Hm '96, '00-01
MEIERS, Buddy	C	1	Ot '35	NICKLIN, Jeff	E/FW	4	Wp '37-40	PHILION, Ed	DT	4	Ml '03-06
MEINERT, Dale	OT/DT	2	Ed '55 (multi pos)	NIELSEN, Ken	FL	3	Wp '67-69	PHILLIPS, Jason	SB	1	Bh '95
MENARD, David	DE	1	Ml '21	NIXON, Rhome	WR	1	Ot '74	PHILLIPS, Kim	CB	1	Wp '93
MESSAM, Jerome	RB	3	Ed '11, Cg '15-16	NOEL, Red	E	1	Sk '47	PHILLIPS, Lawrence	RB	1	Ml '02
METCALF, Terry	RB	1	To '79	NORMAN, Butch	OT	3	Wp '76, '78, '80	PHILLIPS, Rudy	OG	3	Ot '82-83, Ed '86
MICHAELS, Eddie	G	2	Ot '48-49	NORMAN, Tony	DE	3	Wp '83-85	PHILLIPS, Ryan	DB	6	BC '07, '10-13, '15
MIKAWOS, Stan	DT	1	Wp '93	NORTON, Bill	G	1	Ml '81	PHILPOT, Cory	RB	1	BC '95
MIKSZA, Chet	C	1	Hm '64	NORWOOD, Eric	DE	1	Hm '14	PIASKOSKI, Jim	DE	1	Ot '77
MILES, Barron	DB-S	9	Ml '99-00, '02-03, BC '05-09	NOSEWORTHY, Gord	HB	1	Ml '40	PICARD, Dominic	C	1	To '11
MILES, Rollie	HB/DB	8	Ed '52-56, '58-59 (multi)	NYKOLUK, Danny	OT	2	To '67, '69	PIERCE, Ralph	HB	1	Sk '37
MILES, Tony	WR	1	To '03	OAKMAN, Shawn	DT	2	To '21-22	PIERCE, Sammy	FB	1	Sk '49
MILLER, Al	LB	1	Wp '65	O'BILLOVICH, Bob	DB	1	Ot '65	PIGEON, George	G	3	Ml '34-36
MILLER, Jim	DE	1	Ml '56	O'BRIEN, Eddie	E	1	Ed '38	PILE, Willie	S	1	To '10
MILLER, Josh	P	2	Bl '94-95	O'DAY, Jeremy	C	6	Sk '03, '05-07, '09-10	PILON, Jeff	T	1	Cg '05
MILLER, Mike	ST	2	Wp '19, '21	O'DONNELL, Matt	OL	2	Ed '17, '19	PINHEY, Don	DB	1	Ot '56
MILLER, Wade	ST	1	Wp '99	ODUMS, Ray	DB	4	Cg '79-82	PIPER, Cornell	G	2	Wp '60-61
MILLER, William	RB	2	Wp '80, '82	OJO, John	DB	1	Ed '15	PIPES, Greg	DT	1	Ed '70
MILLINGTON, Sean	FB/RB	5	BC '93-94, '96-97, '00	OKEKE, Uzooma	OT	7	Ml '97-99, '02-05	PITTS, Allen	SB	7	Cg '91-92, '94-96, '98-99
MILLS, Jim	OT	5	BC '88, '90-93	OLAFIOYE, Jovan	G/T	7	BC '10-16	PITTS, Ernie	E/DB	6	Wp '57, '59-60, '65-6, '68
MIMBS, Robert	RB	3	Wp '90-91, Sk '96	OLIPHANT, Mike	RB	1	Sac '93	PLEASANT, Reggie	CB	3	To '88-89, '91
MINCY, Jonathon	DB	1	Ml '07	OLIVER, Bobby Jack	DT	2	Ml '61-62	PLESS, Willie	LB	12	To '86, '88, BC '90, Ed '91-98, Sk '99
MINIHANE, Bob	DT	1	Ml '67	OLIVER, Jimmy	WR	1	Ot '02	PLOEN, Ken	QB/DB	3	Wp '57, '59, '65
MINNICK, Phil	LB	2	Wp '66, '68	O'MAHONY, Duncan	P	1	Cg '02	POINTER, John	LB	1	To '82
MINTER, Cedric	RB	2	To '81-82	O'NEILL, Stan	HB	1	Ot '37	POIRIER, Joe	DB	5	Ot '60, '62-64, '66
MITCHELL, Bo Levi	QB	3	Cg '15-16, '18	O'QUINN, Red	E	5	Ml '52-55, '58	POLEY, Bob	C	1	Cg '86
MITCHELL, Derrell	SB	5	To '97-98, '00-02	ORANGE, Anthony	DB	1	BC '18	POPE, Marvin	LB	2	Cg '93-94
MITCHELL, Jackie	LB	1	Sk '03	ORANGE, Doyle	RB	1	To '75	POPLAWSKI, Joe	SB/WR	5	Wp '78,81, '84-86
MITCHELL, Khalif	DT	2	BC '11, To '13	ORDWAY, Bill	HB	1	Wp '46	PORTER, Lewis	DB	2	Hm '73,76
MITCHELL, William	LB	3	To '83-85	ORGAN, Gerry	K	1	Ot '82	POTHIER, Hector	OT	4	Ed '81, '87-89
MOEN, Don	LB	1	To '88	OSBALDISTON, Paul	K/P	7	Hm '89-90, '96, '98-01	POTTER, Dale	LB	1	Ed '80
MOFFATT, Alan	G	1	Hm '80	O'SHEA, Michael	LB	5	Hm '94-95, To '97, '99	POURDANESH, Shar	OT	2	Bl '94-95
MOGUL, Lou	G/T	2	Wp '37, '41	OUELLETTE, A.J.	RB	1	To '22	POWELL, Kevin	OT	2	Ot '83,85
MOHR, Rick	DE	1	To '83	OWENS, Chad	ST/WR	5	To '10-14	POWELL, William	RB	2	Ot '17-18
MOMSEN, Tony	LB	1	Cg '53	PAFFRATH, Bob	QB/HB	4	Ot '48-49, Ed '50-51	PRATHER, Rollin	E	1	Ed '52
MONCRIEF, Derrick	LB	2	Sk '19, '22	PALJACKOWSKI, Tony	G/DE	7	Cg '60-65, Ml '66	PREFONTAINE, Noel	P/K	12	To '98-00, '02-06, '11 (multi)
MONTFORD, Joe	DE	5	Hm '98-01, To '02	PAL, Joey	FW	3	Ml '54-56	PRICE, Phil	DB	2	Ml '74, '76
MOON, Warren	QB	1	Ed '83	PALMER, Jim	G	4	To '33-35, '37	PRIESTNER, John	LB	1	Hm '81
MOORE, Mack	DT	2	BC '83-84	PANTAGES, Rod	FW	1	Ml '50	PRINGLE, Mike	RB	9	Bl '94-95, Ml '96-01, Ed '03
MOORE, Mike	DL	1	Ed '19	PAREDES, Rene	K	6	Cg '12-13, '15, '17, '21-22	PRINTERS, Casey	QB	1	BC '04
MOORE, Travis	WR	3	Cg '99-01	PARKER, Anthony	RB	1	BC '88	PROFIT, Mel	OE/TE	4	To '68, '69-71
MORENO, Zeke	LB	2	Hm '07, Wp '08	PARKER, Billy	DB	1	Ml '13	PROUDFOOT, Tony	DB	2	Ml '77, '79
MORGAN, Omarr	CB	4	Sk '01-03, '05	PARKER, Byron	DB/CB	3	To '06-07, '11	PROULX, Mathieu	S	1	Ml '09
MORRIS, Ted	HB	5	To '33-36, '38	PARKER, Charlie	G	2	Ml '68-69	PROVOST, Ted	DB	2	Sk '73-74
MORRISON, Arnie	QB	1	Ot '37	PARKER, Jackie	HB/OB	8	Ed '54-61	PRUNEAU, Antoine	DB	1	Ot '17
MOSCA, Angelo	DT	5	Ot '60, Hm '63, '65-6, '70	PARKER, James	LB/DE	6	Ed '81-83, BC '84-86	PTACEK, Bob	DB/LB	2	Sk '61,64
MOTTON, John	LB	2	Hm '92-93	PARKER, Kerry	DB	1	BC '83	PULLAR, Bill	T	1	Cg '47
MOXEY, Jonathan	DB	1	Cg '22	PARKS, Cord	CB	1	BC '13	PURDIN, Ray	RB	1	Sk '62
MOYNAHAN, Curly	C	2	Ot '38, '45	PASSAGLIA, Lui	K/P	10	BC '77, '79-80, '83-84, BC '92, '98-00	PURIFOY, Loucheiz	DB	1	BC '22
MUAMBA, Henoc	LB	3	Wp '13, Ml '18-19	PATERSON, Gord	SB	1	Wp '77	QUANDAMATTEO, Jim	G	1	Ed '53
MUDGE, Dave	T	2	Wp '01-02	PATRICK, James	S	1	Sk '10	RACINE, Moe	OT	3	Ot '62, '65-66
MUHAMMAD, Steve	CB	1	BC '98	PATRICK, Steve	G	2	Wp '58-59	RAIMEY, Dave	RB	5	Wp '65-68, To '69
MULLIN, Andy	QB	1	To '35								
MUNOZ, Damaso	LB	1	Ot '16								

**DIVISIONAL ALL-STAR TEAMS**

**ALL-TIME REGISTER: 1936 TO 2022**

Player	Pos	No	Teams/Years	Player	Pos	No	Teams/Years	Player	Pos	No	Teams/Years
RAINES, Mike	DT	4	Ot '78-81	RUBY, Martin	OT/DT	7	Sk '51, '53-54, '56	SMITH, Brandon	DB	1	Cg '14
RAINEY, Chris	ST	2	Bc '16, '18	RUOFF, Bernie	K/P	8	Hm '80-85 (multi pos)	SMITH, Darrell	SB	5	To '87-91
RAMBO, Ken-Yon	WR	1	Cg '08	RUSSELL, Jack	E	1	Sk '51	SMITH, Donald	CB	4	Wp '93-94, Me '95, To '98
RAMSEY, Ray	E	1	Hm '54	RYAN, Dave	C	1	Ml '37	SMITH, Donn	C	3	Ot '76-78
RANDEE, Drew	DB	1	Ml '07	RYAN, Jon	P	2	Wp '05, Sk '19	SMITH, Doug	C	1	Ml '79
RANDLE, Chris	DB	1	Wp '17	RYAN, Pat	HB	1	Ml '35	SMITH, Herman	DE	3	Bc '00-02
RANDOLPH, Paul	LB	1	Ml '96	RYAN, Rick	S	1	Ml '86	SMITH, Irvin	CB	5	Bl '94-95, Ml '96, '99-00
RANEK, Josh	RB	3	Ot '03-05	SAMPLES, Mike	DE/DT	3	Hm '76, Sk '81-82	SMITH, Joe	RB	1	Bc '07
RAQUET, Steve	DE	1	Ml '84	SAMPSON, Darryl	HB	1	Wp '93	SMITH, Lester	S	3	To '97-98, Ml '00
RASHOVICH, Dan	LB	1	Sk '90	SANCHEZ, Davis	CB	3	Ml '00, '04, '08	SMITH, Neal	DE	1	Sk '99
RAUHAUS, Norm	DB	1	Wp '61	SANDBERG, Bob	FB	1	Wp '47	SMITH, Rob	OT/OG	4	Ot '90, 92, Bc '93-94
RAY, Ricky	QB	4	Ed '06, To '13-14, '17	SANDERSON, Dale	C	1	Hm '89	SMITH, Waddell	WR	1	Ed '79
RAY, Terry	LB	3	Ed '99-01	SANDUSKY, Jim	WR	3	Bc '87, Ed '91-92	SMITH, Wayne	DE	2	Ot '72, 74
RAYAM, Thomas	OT	1	Ed '97	SANKEY, Darnell	LB	1	Cg '21	SNIPES, Angelo	LB	3	Ot '92-93, Wp '96
RAYMOND, Keon	DB	2	Cg '11-12	SANTOS-KNOX, Jovan	LB	1	Hm '22	SOLES, Michael	FB	1	Ed '95
REAVES, Willard	RB	4	Wp '83-85, '87	SAPUNJIS, Dave	SB	2	Cg '93, '95	SORENSEN, Justin	OL	1	Ed '16
REDELL, Bill	DB	1	Ed '66	SAUNDERS, Mike	RB	2	Sk '94, SA '95	SORRELL, Henry	LB	1	Hm '69
REED, George	FB	10	Sk '65-69, '71-75	SAVOIE, Roger	DT	1	Wp '62	SOWALSKI, Bill	LB	1	Ot '59
REED, Kavis	CB	1	Ed '97	SAZIO, Ralph	T	1	Hm '50	SOWIETA, Rick	LB	3	Ot '80, '83, '85
REED, Ken	DE	1	Sk '69	SCEVIOUR, Ryan	G	1	Cg '22	SPAITH, Keith	QB	2	Cg '48-49
REESE, Lloyd	G	1	Ml '48	SCHMIDT, Blaine	G	1	Hm '96	SPECHT, Doug	C	1	Ot '66
REID, Angus	C	3	Bc '04, '11-12	SCHRIEDER, Gary	LB	1	Ot '60	SPEEDIE, Mac	OE	2	Sk '53-54
REID, Fred	RB	3	Wp '08-10	SCHRIEWER, Menan	E	1	To '57	SPENCER, Diontae	KR	2	Ot '17-18
REID, Greg	DB	1	Ml '19	SCHUETTE, Tom	G	1	Ot '75	SPRAGUE, Dave	T	6	Hm '32, Ot '36-40
REID, Jim	RB	1	Ot '86	SAYLES, Marcus	DB	2	Wp '19, Bc '22	SPRINGSTEIN, Toar	T	1	Reg '40
REID, Stefen	LB	1	Ml '02	SCHOEN, Dalton	WR	1	Wp '22	ST. GERMAIN, Val	G	3	Hm '98, Ed '99, Ot '03
REILLY, Mike	QB	2	Ed '14, '17	SCHULTZ, Chris	OT	3	To '87-88, '91	ST. JOHN, Jude	G	3	To '01, '05-06
REMEGIS, Eddie	G	2	Hm '45, '47	SCHULTZ, Scott	DT	1	Sk '05	STALA, Dave	WR	1	Hm '10
RENAUD, Mike	P	1	Wp '10	SCOTT, Bo	FB	4	Ot '65-68	STAMPS, Fred	WR	5	Ed '09-13
RENFROE, Gilbert	QB	1	To '88	SCOTT, Doug	DT	3	Ml '82, '84-85	STANBACK, William	RB	2	Ml '19, '21
REVENBERG, Brandon	OL	4	Hm '18-22	SCOTT, James	WR	1	Ml '81	STANTON, Bill	E	1	Ot '50
REYNOLDS, Jim	LB	1	Ml '63	SCOTT, Johnny	DT	4	Bc '98-99, To '00, 02	STAPLER, Steve	WR	2	Hm '85, '87
REYNOLDS, Joffrey	RB	6	Cg '05-10	SCOTT, Tom	WR/SB	6	Wp '74, 77, Ed '78, '80, '82-3	STARKS, Howard	DB	2	Cg '71, '74
RHINEHART, Coby	DB	1	Cg '06	SCOTT, Vince	G	10	Hm '49-50, '52-59	STATEN, Ralph	DB	1	Ed '00
RHINO, Randy	DB	3	Ml '77-78, Ot '81	SCOTT, Wilbert	LB	1	Ml '66	STATON, Jim	T	2	Ml '52, '54
RHYMES, Dominique	WR	1	Bc '22	SCUDERO, Joe	HB	1	To '53	STAUGHTON, Len	G	2	To '39-40
RICE, Landon	OL	2	Ml '21-22	SEMENKO, Mel	DE	1	Ot '62	STECK, Benny	G	1	Ml '46
RICHARDS, Jason	DT	1	Ml '99	SETTA, Nick	K/P	2	Hm '07-08	STEGALL, Milt	WR	8	Wp '97, '99-02, '05-07
RICHARDSON, Bob	TE	1	Sk '76	SEWELL, Almondo	DT	7	Ed '12-17, '19	STEINAUER, Orlando	DB-S	6	Hm '97-98, '03-04, To '06-7
RICHARDSON, Jamel	WR	4	Ml '08-11	SHARKEY, Ed	G/LB	2	Bc '57 (multi pos)	STEVENSON, Art	HB/QB	4	Wp '37-38, '40-41
RICHARDSON, Lorne	DB	4	Sk '73-76	SHATTO, Dick	GB	8	To '56-59, '61-64	STEVENSON, Bill	G/OT	3	Ed '78-79, '81
RICHARDSON, Michael	RB	2	Wp '92-93	SHAW, Bob	E	1	Cg '52	STEVENSON, Vic	OT	3	Sk '91-92, Bc '95
RICHARDSON, Shaquille	DB	1	To '21	SHAW, David	DB	7	Hm '76, '80-82, Wp '83-85	STEWART, Andrew	DE	1	Bc '95
RIDGWAY, Dave	K	7	Sk '82, '87-91, '93	SHAW, Gerry	WR	1	Cg '72	STEWART, Anwar	DE	3	Ml '03-04, '09
RIGNEY, Frank	OT	7	Wp '59-62, '64-66	SHAW, Rick	SE	1	Wp '70	STEWART, Ron	HB	3	Ot '60-61, '66
RILEY, Jason	G	4	Hm '86, '88-89, '92	SHAW, Wayne	LB	6	Sk '63-64, '66-67, '69, '71	STILLWAGON, Jim	DT	3	To '71-72, '74
ROBERSON, Tre	DB	1	Cg '19	SHAW, Wayne	CB	2	To '01, Ml '02	STOKES, Keith	ST	2	Ml '02, '04
ROBERSON, Vernon	DB	1	Cg '75	SHEETS, Kory	RB	1	Sk '13	STONE, Avatus	HB/DB	2	Ot '53, '55
ROBERTS, Charles	RB	7	Wp '01-07	SHELEY, Wayne	QB	1	Wp '39	STONEBURGH, Norm	C	4	To '58, '60-61, '65
ROBERTS, Gene	HB	2	Ot '52-53	SHELL, Lin-J	DB	2	To '10-11	STOREY, Red	HB	1	To '38
ROBERTS, Willie	E	1	Cg '55	SHELLING, Chris	DB/LB	2	Hm '00-01	STREETER, Mark	DB	1	Hm '86
ROBERTSON, Taylor	OG	1	To '07	SHEPARD, Charlie	FB	1	Wp '59	STRICKLAND, Mike	RB	2	Bc '76, Sk '78
ROBINSON, Frank	LB	2	Hm '87, '89	SHEPHERD, Johnny	HB	1	Hm '83	STRICKLAND, Tim	LB	3	Ml '03-04, '06
ROBINSON, Larry	DB	3	Cg '65, '71-72	SHERRITT, J.C.	LB	1	Ed '12	STRODE, Andre	DB	2	Bh '95, Bc '96
ROBINSON, Rick	DB	1	Bc '69	SHIPP, Billy	OT/DT	4	To '55, Ml '59, To '64	STRODE, Woody	E	2	Cg '48-49
ROBINSON, Ron	SB	1	Ml '83	SHIRK, Marshall	DT	3	Ot '68-70	STUKUS, Annis	QB	1	To '38
RODGERS, Johnny	WR/RB	4	Ml '73-76	SHORE, Nate	E	1	Wp '46	STUKUS, Bill	QB	1	To '39
ROGERS, Eric	WR	2	Cg '15, '19	SIMMONS, Brian	G	1	Hm '14	STUMON, Gregg	DE/LB	4	Bc '87-88, Ot '90, '92
ROGERS, Glenn Jr.	DB	5	Ed '93, '95-97, Bc '98	SIMON, Geroy	WR	7	Bc '03-04, '06-09, '11	STURTRIDGE, Gordon	DE	2	Sk '55-56
ROGERS, Joseph	WR	1	Ot '96	SIMPSON, Barrin	LB	7	Bc '01-04, Wp '06-07, Sk '10	SUBIS, Nick	C	1	Bl '94
ROGERS, Sam	ST	1	Hm '95	SIMPSON, Bob	E/DB	8	Ot '51-53, '56-59	SUDERMAN, Dick	DE	3	Cg '67-68, '71
ROGERS, SirVincent	OG	3	Ot '15-16, '18	SIMPSON, Chad	RB	1	Wp '12	SUGARMAN, Ken	T-G	4	Bc '68-71
ROLLE, Jumal	DB	2	Hm '21-22	SIMPSON, Jackie	G	3	Ml '58, 60 (multi '58)	SUITOR, Glen	S	4	Sk '89, '91-93
ROMANO, Rocco	OG	6	Cg '92-96, '99	SIMPSON, Jim	E	1	Hm '37	SULLIVAN, Johnny M.	HB	1	Cg '38
ROMERO, Dario	DT	2	Ed '08-09	SIMPSON, Juwan	LB	3	Cg '10, '12-13	SUMINSKI, Dave	G	2	Hm '57, '59
ROOSEVELT, Namaan	WR	1	Sk '17	SIMS, E.A.	DE	2	Ed '65-66	SUNTER, Ian	P	1	To '79
ROPER, Gerald	G	4	Bc '87-88, Ot '90-91	SIMS, Rudy	DT	4	Ot '71-74	SUTHERIN, Don	DB	6	Hm '61-62, '64-65, Ot '68-69
RORVIG, Ed	FB	1	Cg '37	SINGLETON, Alex	LB	2	Cg '17-18	SUTTON, Tyrell	RB	1	Ml '15
ROSE, Jonathan	DB	2	Ot '16, '18	SINOPOLI, Brad	WR	3	Ot '15, '17-18	SUTTON, Wesley	DB	1	Ml '22
ROSE, Mike	DT	2	Cg '21-22	SKIPPER, Harry	DB/CB	3	Ml '83-84, Sk '87	SWARD, Sammy	HB	1	Ot '40
ROSE, Winston	DB	1	Wp '19	SLUMAN, Ken	E	1	Cg '47	SWEET, Don	K	3	Ml '77-79
ROTH, Tim	DT	2	Sk '75-76	SMALL, Seth	K	1	Hm '22	SWIFT, Bob	C	4	Wp '71-74
ROTTIER, Simeon	G	1	Ed '14	SMART, Ian	S/ST	2	Bc '07-08	SYKES, James	RB	3	Cg '78, '80, '82
ROUNTREE, Jim	DB	7	To '59-64, '67	SMEAR, Steve	DE/LB	2	Ml '70-71	SYMONS, Bill	RB	2	To '68, '70
ROWE, Paul	HB	5	Cg '39-40, '46-48	SMITH, Adrion	CB	6	To '96-97, '99, '02-03, '05	TAGGE, Jerry	QB	1	Bc '77
ROWLAND, Gord	LB	5	Wp '57-58, '60-62	SMITH, Bill	DB	1	Ed '60	TARAS, Jamie	G/C	4	Bc '95, 99, '01-02
RUBY, Jacob	OL	1	Ot '22	SMITH, Bob	T	1	Wp '47				



**DIVISIONAL ALL-STAR TEAMS**

**ALL-TIME REGISTER: 1936 TO 2022**

Player	Pos	No	Teams/Years	Player	Pos	No	Teams/Years	Player	Pos	No	Teams/Years
TASKER, Luke	WR	4	Hm '14-15, '17-18	WADSWORTH, Bunny	T	3	Ot '38-40	WILLIAMS, Avery	LB	1	Ot '21
TAYLOR, Bobby	FL	1	To '69	WADSWORTH, Mike	DT	1	To '68	WILLIAMS, Ben	DT	1	Shr '94
TAYLOR, Jack	HB	1	To '33	WAGGONER, Hal	HB	2	Hm '51-52	WILLIAMS, Bernard	T	2	To '05-06
TAYLOR, Larry	ST	3	Ml '09, Cg '11, '13	WAGNER, Virgil	HB	4	Ml '46-49	WILLIAMS, Brett	DT	5	Ml '86, Ed '88-91
TAYLOR, Reggie	RB	2	Ed '89-90	WAGONER, John	T	2	Ot '48-49	WILLIAMS, Charles	DB	2	Wp '80-81
TERRY, John	OT	3	Sk '97-99	WAHLMEIER, Galen	C	1	Sk '57	WILLIAMS, Chris	WR/KR	5	Hm '11, '12, Ot '15-16
THEISMANN, Joe	QB	2	To '71, '73	WAKE, Cameron	DE	2	BC '07-08	WILLIAMS, David	WR	4	BC '88-9, To '91, Wp '93
THELEN, Dave	FB	6	Ot '59-60, '63-66	WALBY, Chris	OT	11	Wp '84-87, '89-94, '96	WILLIAMS, D'haquille	WR	1	Ed '18
THELWELL, Ryan	WR	2	BC '04-05	WALDROP, Rob	DT	2	To '96-97	WILLIAMS, Frankie	ST	1	Hm '19
THOMAS, Eddie	CB	1	Ed '91	WALKER, Alvin 'Skip'	RB	3	Ml '80, Ot '82-83	WILLIAMS, Henry	ST	7	Ed '87-88, '91-94, '97
THOMAS, Jim	HB	3	Ed '65-67	WALKER, Art	G	4	Ed '55, '57-59	WILLIAMS, John	DB	2	Hm '71-72
THOMPSON, Bennie	S	1	Wp '88	WALKER, Bob	T	2	Sk '37-38	WILLIAMS, K.D.	LB	1	Wp '96
THOMPSON, Bobby	OT	1	Wp '82	WALKER, Derel	WR	4	Ed '15-16, '18, To '19	WILLIAMS, Keron	DT	4	Ml '08-09, BC '11-12
THOMPSON, Chris	DB	2	Hm '08, Ed '10	WALKER, Merv	DB	1	Cg '81	WILLIAMS, Maurice	G	2	Sk '40-41
THOMPSON, Larry	WR	1	Wp '92	WALKER, Mike	DT	4	Hm '86-89	WILLIAMS, Paul	DB	3	Wp '74, Sk '76-77
THORNTON, Bernie	E	3	To '38-40	WALL, Jamar	DB	2	Cg '14, '16	WILLIAMS, Rey	LB	2	Hm '11-12
THORNTON, Dick	DB	5	Wp '62-3,'65, To '69,'71	WALLACE, Stan	DB	1	To '60	WILLIAMS, Rod	CB	1	Ed '11
THORPE, Jim	WR	3	To '70, Wp '71-72	WALLS, Gavin	DE	3	Wp '05-06, '08	WILLIAMS, Ronald	RB	3	Hm '88-90
THORSON, Sherwyn	G	1	Wp '62	WALLS, Lenny	DB	1	Wp '09	WILLIAMS, Stan	DB/E	2	Sk '54-55
THURMAN, Elijah	WR	1	Sk '05	WALLS, Tyrone	TE	3	Ed '72, '74-75	WILLIAMS, Tyrone	DT	2	BC '06-07
THURMAN, Junior	CB	2	Cg '91-92	WALTERS, Harry	LB	2	Wp '75-76	WILLIAMS, Ucambre	OL	1	Cg '17
TIGGLE, Calvin	LB	4	To '94,'00, Hm '98-99	WALTERS, Joey	SB/TE	2	Sk '81-82	WILLIS, George	C	1	To '39
TIMMIS, Brian	T	2	Hm '32, '34	WALTON, Chuck	G	3	Ml '63, Hm '65-66	WILLIS, Larry	WR	1	Cg '88
TINSLEY, Buddy	T	7	Wp '50-52, '55-58	WARD, Lewis	K	1	Ot '18	WILLIS, Odell	DE	2	Wp '11, Ed '14
TISDALE, Geoff	CB	2	Ml '13-14	WARDIEN, Del	HB	2	Reg '47, '49	WILLS, Chuck	DB	1	Wp '77
TITTLE, Larry	C	1	Ot '83	WARLICK, Ernie	E	3	Cg '58-60	WILLSEY, Ray	DB	1	Ed '53
TOLBERT, Emanuel	SB	4	To '83, Cg '86-88	WARNOCK, Kent	DT	1	Cg '90	WILSON, Alan	C	7	BC '75-81
TOMLIN, Jim	DB	1	To '70	WARREN, Antonio	ST	1	Cg '01	WILSON, Darrell	DB	1	To '83
TOMLINSON, Dave	G	1	Cg '48	WARREN, Brian	DE	1	To '91	WILSON, Don	DB-S	6	Ed '88-90,'93 To '90-92
TOMMY, Andy	HB/FW	2	Ot '36, '40	WARREN, Gar	LB	1	Wp '59	WILSON, Dwaine	RB	1	Ml '84
TOOGOOD, Teddy	S	1	To '53	WASHINGTON, Al	LB	1	Ot '84	WILSON, Gene	HB	1	To '54
TOOHY, Ralph	E/LB	3	Ml '48-49, Hm '53	WASHINGTON, Jim	RB	2	Wp '76-77	WILSON, Mel	C	4	Wp '41,46-47, Cg '49
TOSH, Wayne	DB	1	Ot '75	WASHINGTON, Mark	S	1	BC '03	WILSON, Michael A.	OT	1	To '77
TOWNS, Tom	LB	3	Ed '78-90	WASHINGTON, Vic	RB	2	Ot '68-69	WILSON, Mike D.	OT	2	Ed '79-80
TRACY, Tom	RB	1	Ot '55	WASZCZUK, Henry	C	4	Hm '80-82, '84	WILSON, Seymour	E	3	Hm '33-34, '36
TRAUTMAN, Randy	DT	2	Cg '83-84	WATERS, Swayze	K	2	To '14 (multi)	WILSON, Spencer	OG	2	Cg '15-16
TRAWICK, Herb	G/T	7	Ml '46-50, '54-55	WATKINS, Kerry	WR	4	Ml '05-06, '08-09	WILSON, Troy	RB	1	Ot '90
TREFTLIN, Jeff	ST	1	Ml '86	WATKINS, Larry	G/OT	2	Ed '72, '74	WILTSHIRE, Kelly	LB	2	To '98, Ot '03
TRIPUCKA, Frank	QB	1	Sk '54	WATKINS, Patrick	CB	3	To '12-13, Ed '14	WINFIELD, Earl	ST/WR	5	Hm '88,90, '94-95
TRUANT, Ray	DB	1	Hm '56	WATKINS, Ted	SE	4	Ot '63-66	WISEMAN, Todd	S	1	Hm '92
TRUDEL, Remi	S	1	Ot '93	WATRIN, Ray	G	1	Ml '79	WITHYCOMBE, Mike	OG/C	2	Bl '95, BC '97
TSOUMPAS, Dimitri	G	4	Cg '09-12	WATTON, Ron	C	1	Hm '62	WOJT, Greg	G	2	Ed '11, Hm '13
TUCKER, Jason	WR	4	Ed '02, '04-06	WAUGH, Howard	RB	1	Cg '54	WOOD, Duane	DB	1	Hm '59
TUCKER, Whit	FL	3	Ot '66-68	WAYTE, Billy	DB	1	Hm '65	WOOD, Gary	QB	1	Ot '70
TUIPULOTU, Peter	FB	1	Bl '94	WEBSTER, Alex	HB	1	Ml '54	WOODCOCK, Pat	WR	1	Ml '02
TULLY, Ted	LB	4	Ed '55-58	WEDLEY, Jack	E	1	To '45	WOODS, Bear	LB	2	Ml '14, '16
TURCOTTE, Jeff	OT/G	2	Ot '75, '77	WEIR, Glen	DT	6	Ml '75-79, '82	WOODS, Harold	DB	2	Hm '80-81
TURNER, Bryant	DT	2	Wp '12-13	WELCH, Huck	HB	5	Ml '33-34, Hm '35-37	WOODSON, Sean	LB	1	Hm '01
TURNER, Charlie	OT	5	Ed '72-75, '77	WELLS, George	DE	4	Hm '72, Sk '74-76	WOODWARD, Rod	DB	3	Ot '72, '74-75
TURNER, Doug	C	1	Hm '40	WELLS, Joel	HB	1	Ml '58	WORDEN, Jim	TE	1	Sk '66
TURNER, Howie	HB/DB	3	Ot '48-49, '53	WELTON, John	DE	1	To '57	WORTHY, Chandler	KR	1	Ml '22
TURNER, Wylie	DB	1	Wp '85	WEST, Art	HB	1	To '38	WOZNESENSKY, Lyall	DE	1	Sk '81
TURVILLE, Frank	HB	2	To '32, Hm '34	WEST, Dale	DB	3	Sk '63-65	WOZNIAK, John	LB	3	Sk '53-54, '56
TUTTLE, Perry	SB	1	Wp '87	WEST, James	LB	4	Cg '83, Wp '87-89	WRIGHT, Chris	ST	1	Bl '95
TYNES, Lawrence	K	1	Ot '03	WESTER, Curtis	G	1	BC '74	WRIGHT, Felix	DB	1	Hm '84
ULMER, Ed	DB	1	Wp '66	WESTERMAN, Jamaal	DE	1	Wp '15	WRIGHT, Mike	DT	1	Wp '61
UNAMBA, Don	LB	1	Hm '18	WESTWOOD, Troy	K	3	Wp '92-94	WRUCK, Larry	LB	1	Ed '89
UPTON, Eric	G	1	Ed '79	WHEATON, Kenny	DB/S	4	To '05-08	WUSYK, Bill	FW	1	Cg '46
URNESS, Ted	C	6	Sk '65-70	WHISLER, Bill	DE	4	Wp '64, '67-69	WYDARENY, John	DB	3	Ed '67, '69-70
UTECK, Larry	DB	2	To '75-76	WHITAKER, Brandon	RB	4	Ml '11, '14, To '15-16	WYLLIE, Harvey	DB	5	Cg '59-63
VAN NESS, Bruce	RB	1	Ml '71	WHITE, Ernie	HB	1	Ot '62	WYNN, Dylan	DT	3	To '17, Hm '19, '21
VAN PELT, Jim	QB	1	Wp '59	WHITE, George	LB	3	Sk '00-01, Cg '05	WYSOCKI, Pete	LB	1	Sk '74
VAN ROTEN, Greg	OG	1	To '15	WHITE, John	RB	1	Ed '14	YOCHUM, Dan	OT	7	Ml '73-79
VAN ZEYL, Chris	G	7	To '13-14, '16-18, Hm '19, '21	WHITE, Mitchell	DB	1	Ot '16	YOUNG, Brett	DB	1	Ot '95
VANDERJAGT, Mike	P/K	2	To '97 (multi pos)	WHITE, Tim	WR	2	Hm '21-22	YOUNG, Don	FW	1	McG '32
VANKOUGHNETT, Dave	C	1	Wp '93	WHITEHEAD, Lucky	WR	1	BC '21	YOUNG, Jim	RB/WR	2	BC '69, '72
VARGO, Ken	LB	1	Ot '56	WHITEHEAD, Willie	DE	1	Hm '97	YOUNG, Mark	DB	1	Ml '82
VAUGHAN, Kaye	G-T	10	Ot '53, '56-57, '59-62 (multi)	WHYTE, Sean	K	1	Ml '11	YOUNG, Sam	CB	1	BC '04
VAUGHN, Cassius	DB	1	To '17	WIDGER, Mike	LB	6	Ml '70, '72-75, '77	YOUNGER, Jordan	CB	3	To '05-07
VAUGHN, Gerald	DB	2	Hm '98-99	WIENEKE, Jake	WR	1	Ml '21	ZACHERY, James	DT	1	Ed '86
VAUGHN, Terry	WR	8	Cg '96-98, Ed '99-03	WIGLE, Fred	C	1	Ml '36	ZAMBIASI, Ben	LB	8	Hm '78-82, '84-86
VENABLE, Winston	LB	1	Ml '15	WILBURN, Barry	CB	1	Sk '93	ZAPIEC, Chuck	LB	4	Ml '74, '76-78
VERCHEVAL, Pierre	G	7	Ed '92, To '94-5, 97, Ml '98-00	WILCOX, Gerald	SB	2	Wp '93-94	ZATYLYNY, Wally	ST	1	Hm '89
VEREB, Ed	HB	1	BC '56	WILE, Russ	G	1	Ed '39	ZOCK, Bill	G	2	To '46-47
VESSELS, Billy	HB	1	Ed '53	WILHITE, Kenny	DB	1	Ot '96	ZYLSTRA, Brandon	WR	1	Ed '17
VOLPE, Jon	RB	2	BC '91-92	WILKINSON, Tom	QB	3	Ed '74, '78-79				

**CANADIAN FOOTBALL HALL OF FAME**

**PLAYER SECTION**

In 2015, we re-organized the Hall of Fame Section of the Guide separating the players roughly into the eras in which they performed. A comprehensive biography for each player inductee along with other pertinent information may be obtained at the Canadian Football Hall of Fame or via their website by accessing www.cfhof.ca. Hall of Fam staff may be reached at (905) 528-7566 or by contacting them through their website. The CFHOF facility is located in Hamilton and opened on November 28, 1972.

The Canadian Football League was established in 1958 however the history and roots of our brand of football go back much further. Today's East and West Divisions of the CFL extend back to 1907 and 1936 respectively. The game itself has evolved considerably over time from a primarily kicking oriented style into the complex and high technical pass-driven approach today. The many rule changes and innovations made since the late 19th Century have retained the integrity of our Canadian version of the game while adding new dimensions for our fans to appreciate and enjoy both in-stadium and via electronic and other connections

The honoured players listed on the following pages have been inducted into the Canadian Football Hall of Fame since charter membership was awarded on June 19, 1963. The first listing below are CFHOF members who played their football career primarily before World War II and the later formation of the Canadian Football League in 1958

PRE-WW II PLAYER INDUCTEES (42)					IRFU/WIFU/COLLEGIATE CAREER:						AS	CAREER NOTES
YEAR	Pos	School / Team	ST	First	Last	Yrs	GC	TEAMS				
BATSTONE, Harry	1963	* HB	Queen's	N	1919	1928	10	4	Tor	Qns	---	The premier player of 1920's; 5 Grey Cups
BEACH, Ormond	1963	* HB	Kansas	I	1934	1937	4	2	Sar		4	4-time A/S in only 4 career seasons; 2 GCs
BOX, Ab	1965	HB	Malvern HS/Jrs.	N	1931	1950	9	1	BB	Tor Mtl	0	1934 Jeff Russel Trophy; #1 kicker of 1930s'
BREEN, Joe	1963	* QB	U of Toronto	N	1914	1925	9	1	UT	TPK Tor	---	Member Cdn Sports HOF; Captained 1920 Argos
CONACHER, Lionel	1963	* HB	Toronto Ints.	N	1921	1922	2	1	Tor		---	5-sport pro; Canada's #1 athlete to 1950
COX, Ernie	1963	* Snap	Hamilton Ints.	N	1921	1931	11	3	HT		---	1928 Jeff Russel; IRFU's #1 line player
CRAIG, Ross	1964	HB	Peterborough	N	1904	1920	13	3	Dun	HRC HT	---	Dominant back of his era; 1913 GC win
CRONIN, Carl	1967	LB-HB	Notre Dame	I	1932	1933	2	1	Wpg		0	1933 GC win for 'Pegs; successful coach-leader
CUTLER, Wes	1968	E	U of Toronto	N	1931	1938	8	3	Tor		6	1938 Jeff Russel; Finest wing of his time
ELIOWITZ, Abe	1969	HB	Michigan State	I	1933	1937	5	0	Ott	Mtl	4	1935 Jeff Russel; Four straight A/S years
EMERSON, Eddie	1963	* G-HB	Ottawa	I	1912	1937	22	2	Ott		0	Held the record for most seasons played
FEAR, Alfred 'Cap'	1967	E	Toronto YMCA	N	1919	1932	13	4	Tor	Mon HT	6	Greatest Outside wing of his era; 4 GCs
FERRARO, Johnny	1966	QB	Cornell	I	1934	1938	5	1	Mon		1	IRFU star of the 1930s; Hamilton QB
GALL, Hugh	1963	* HB	U of Toronto	N	1908	1913	6	3	UT	TPk	---	Scored first-ever GC point; Best early player
GOLAB, Tony	1964	HB-FW	Kennedy Coll	N	1938	1950	9	4	Sar	Ott	5	1941 Jeff Russel Trophy; "Golden Boy"
GRIFFING, Dean	1965	C-G	Kansas State	I	1936	1947	9	0	Reg	Cgy	3	Long-time player-coach-builder of Canadian game
HANSON, Melvin 'Fritz'	1963	* HB	North Dakota St	I	1935	1948	8	6	Wpg	Cgy	5	Top back of 1940s; 1935 GC; 300+ punt return yds
ISBISTER, Bob Sr.	1965	HB	Hamilton Jrs.	N	1903	1919	14	2	HT		---	Early IRFU star kicker-runner
JAMES, Eddie	1963	* HB	Regina Pats Jrs.	N	1925	1938	14	6	Reg	Wpg	0	"The Dynamiter"; played in 6 GC games
KABAT, Greg	1966	FW-K	Wisconsin	I	1933	1941	9	4	Wpg	Van	3	Multi-pos "hardrock" player/coach; dominated West
LAWSON, Smirle	1963	* HB	U of Toronto	N	1908	1914	7	3	UT	Tor	---	Played in three of the first four GC; dominant runner
LEADLAY, Frank 'Pep'	1963	* HB	Hamilton Ints.	N	1919	1930	12	6	HT	Qns	---	First player to score 4 GC TDs; #1 in his era
LEAR, Les	1974	G-T	Deer Lodge Jrs.	N	1937	1950	10	6	Wpg	Cgy	1	6 GCs, coach of the 12-0 1948 Stampeders
MCCANCE, Ches	1976	E-K	Deer Lodge Jrs.	N	1937	1950	13	8	Wpg	Mtl	2	A free spirit who scored 17 GC points.
MCGILL, Frank	1965	HB	McGill	N	1913	1919	4	0	MAA		---	Early all-round IRFU star player and athlete
MOLSON, Percival	1963	* Back	McGill	N	1898	1906	9	0	MAA		---	One of Canada's finest athletes in his time
MORRIS, Teddy	1964	HB	Winnipeg Jrs.	N	1931	1940	10	3	Tor		5	1937 Jeff Russel Trophy; 5-time East A/S
PERRY, Gordon	1970	FB	Westward Ints.	N	1928	1934	7	1	MAA		1	1931 Jeff Russel Trophy; Captained 1931 GC win
PERRY, Norman	1963	* FB	Sarnia Ints.	N	1928	1935	8	2	Sar		6	Captained 1934 Sarnia Grey Cup team; IRFU builder
QUILTY, Silver	1966	HB	Ottawa U.	N	1907	1914	8	0	Ott	McG	---	Star in the early 20th C. Long-time referee
REBHOLZ, Russ	1963	* QB-HB	Wisc - Madison	I	1932	1938	7	0	Wpg		0	Led Winnipeg teams of 30s to multiple titles at QB
REEVE, Ted	1963	* MW	None	N	1923	1930	8	2	Tor	BB	0	Strong defender and all-round star; "The Moaner"
ROWE, Paul	1964	HB-K	Oregon	N	1938	1950	9	2	Cal	Cgy	5	Led WIFU in scoring 1939; 5-time A/S offensive star
RUSSEL, Jeff	1963	* HB	McGill	N	1920	1925	6	0	MAA		---	Early IRFU star; MVP trophy honoured him
SIMPSON, Ben	1963	* E	Queen's	N	1899	1910	12	2	HT		---	Member Canada's Sports HOF; Played 12 seasons
SPRAGUE, David	1963	* MW	Delta Colleg HS	N	1930	1940	11	4	HT	Ott	6	6-time A/S in 9 years; 4 Grey Cups
STEVENSON, Art	1969	HB-QB	Hastings College	I	1937	1941	5	3	Wpg		4	Finest all-round player of late 1930s; 4-time A/S
STIRLING, Hugh	1966	HB	St. Thomas Jrs.	N	1928	1938	10	3	Sar		6	6-time ORFU A/S; Among best punters of all-time
TIMMIS, Brian	1963	* HB-T	Ottawa Seconds	N	1919	1938	20	5	HT	Ott Reg	2	Dominant lineman of 1920s-30s; Cdn Sports HOF
TOMMY, Andy	1989	HB	Ottawa Jrs.	N	1933	1947	12	4	Ott	Tor	2	1940 Jeff Russel Trophy; Cdn Sports HOF
TUBMAN, Robert 'Joe'	1968	HB	Ottawa Jrs.	N	1919	1931	13	2	Ott		---	Captain for Ottawa in 1925-26 Grey Cups
WELCH, Hawley 'Huck'	1964	HB-P	Delta Colleg. HS	N	1928	1938	11	4	MAA	HT	5	1933 Jeff Russel; Led scorers in 1928-29 Grey Cups

COLLEGIATE PLAYERS (CIS)					CFL CAREER TO 2022:						AS	CAREER NOTES
YEAR	POS	SCHOOL	ST	First	Last	Yrs	GP	GC	TEAMS:			
FLYNN, Chris	2011	QB	St. Mary's	N	1996	1996	1	3	0	Ot	4	3-time Hec Crighton winner; CIAU TD pass record holder
LAPOINTE, Eric	2012	RB	Mount Allison	N	1999	2006	8	109	4	3 teams	0	1996 & 1998 Hec Crighton Trophy; 1995 CIAU Top Rookie
FRYER, Brian	2013	WR	Alberta	N	1978	1985	8	83	4	Ed Ot	0	First Cdn Univ. player drafted and signed by NFL; 4 GCs
TINDALE, Tim	2022	RB	Western	N	----							Hec Crighton 1991 and 1993
VAVRA, Greg	2020	QB	Calgary	N	1984	1988	5	55	0	3 teams	0	Hec Crighton 1983; Holds game passing record of 627 yds
LUMSDEN, Neil	2014	FB-K	Ottawa	N	1976	1985	10	141	3	3 teams	6	3-time OUAA MVP; 1975 11-0 season & Vanier Cup
BLUGH, Leroy	2015	DL	Bishop's	N	1989	2002	14	216	3	Ed To	0	All-Canadian 1986-88; Played 216 CFL games
BRULE, Paul	2018	DB	St. Francis Xavier	N	1968	1971	4	63	0	Wp	1	First CIS player to score 20 TDs in a season; 16 CFL INTs

POST WW II PLAYERS (180)	Year		School / Team	St	CFL CAREER SINCE 1945 - CLUBS:						Grey Cups	A/S:		Awards:		Most Outstanding Awards (All Types):	
	Induc	Pos			First	Last	Yrs	GP	Main	Other Clubs		Div	CFL	Div	CFL		
ABENDSCHAN, Jack	2012	G-K	New Mexico	I	1965	1975	11	150	SSK			4	6	5	0	0	
AH YOU, Junior	1997	DE	Arizona State	I	1972	1981	10	129	MTL			5	5	2	0	0	
ALDAG, Roger	2002	OL	Regina Jrs.	N	1976	1992	17	271	SSK			1	8	5	2	2	'86 Off L, '88 Off L
ALLEN, Damon	2012	QB	Cal St - Fullerton	I	1985	2007	23	370	BC	Ed Ot Hm Me To		5	3	1	1	1	'05 MOP
ANDERSON, Kelvin	2017	RB	SE Missouri St	I	1996	2003	8	139	CGY	BC		3	5	3	3	1	'96 ROY
ATCHISON, Ron	1978	DT	Saskatoon Jrs.	N	1952	1968	17	235	SSK			2	6	0	0	0	
BAILEY, Byron	1975	DB-FB	Washington St	I	1954	1964	11	153	BC			2	1	0	0	0	
BAKER, Bill	1994	DE	Otterbein	N	1968	1978	11	174	SSK	BC		2	5	4	3	1	'76 Def
BARROW, John	1976	T-DT	Florida	I	1957	1970	14	192	HAM			9	16	6	6	1	'62 Lin
BASS, Danny	2000	LB	Michigan St	I	1980	1991	12	197	EDM	To Cg		3	8	6	3	1	'89 Def
BATTLE, Greg	2007	LB	Arizona State	I	1987	1998	12	180	WPG	LV Ot Me Sk		3	3	2	3	2	'90 Def, '91 Def
BENECICK, Al	1996	G	Syracuse	I	1959	1969	11	143	SSK	Ed		1	4	3	0	0	
BENNETT, Paul	2002	DB	Wilfrid Laurier	N	1977	1987	11	164	WPG	Hm To		3	4	3	3	2	'83 Cdn, '85 Cdn
BONK, John	2008	C	Burlington Jrs.	N	1972	1985	14	206	WPG	Wp Hm		1	4	4	2	1	'84 Off L
BRIGHT, Johnny	1970	FB-LB	Drake	I	1952	1964	13	175	EDM	Cg		4	6	0	1	1	'59 MOP
BROCK, Clyde	2020	OL	Utah State	I	1964	1975	12	169	SSK			4	5	3	0	0	
BROCK, Dieter	1995	QB	Jacksonville St	I	1974	1984	11	170	WPG	Hm		1	3	2	2	2	'80 MOP, '81 MOP
BROWN, Doug	2016	DT	SFU	N	2001	2011	11	188	WPG			3	8	7	4	1	'01 Def
BROWN, Tom	1984	LB-G	Minnesota	I	1961	1967	7	97	BC			2	3	3	3	2	'63 Lin, '64 Lin
BROWNE, Less	2002	DB	Colorado State	I	1984	1994	11	174	HAM	Wp Ot BC		3	6	6	0	0	
BURDEN, Willie	2001	RB	No Carolina St	I	1974	1981	8	103	CGY			0	2	1	1	1	'75 MOP
BURRIS, Henry	2020	QB	Temple	I	1997	2016	18	277	CGY	Sk Hm Ot		5	4	2	3	3	'10 & '15 MOP; '15 T.Pate
CAHOON, Ben	2014	SB	BYU	N	1998	2010	13	224	MTL			8	10	3	4	2	'02 Cdn, '03 Cdn
CALVILLO, Anthony	2017	QB	Utah State	I	1994	2013	20	329	MTL	LV Hm		8	10	5	7	3	MOP: '03, '08, '09
CAMERON, Bob	2010	P	Acadia	N	1980	2002	23	394	WPG			6	6	4	0	0	
CAMPBELL, Jerry	1996	LB	Idaho	I	1966	1975	10	148	OTT	Cg		0	7	7	0	0	
CASEY, Tom	1964	HB	Hampton	I	1949	1955	7	95	WPG	Ha		2	6	---	1	---	
CHARLTON, Ken	1992	HB	Regina Jrs.	N	1941	1954	11	116	SSK	Ot		2	7	---	0	---	
CHILDRESS, Fred	2020	OL	Arkansas	I	1994	2006	13	185	CGY	Sk Sh Bh		3	6	3	2	1	'98 Off L
CLARKE, Bill	1996	DT-T	Regina Jrs.	N	1951	1964	14	205	SSK			0	2	0	0	0	
CLEMENTS, Tom	1994	QB	Notre Dame	I	1975	1987	12	182	OTT	Hm Sk Wp		2	7	2	3	2	'87 MOP
CLEMONS, Michael	2008	SB-RB	William & Mary	I	1989	2000	12	185	TOR			3	4	2	1	1	'90 MOP
COFFEY, Tommy Joe	1977	E-K	West Tex St	I	1959	1973	14	200	EDM	Hm To		3	7	7	3	0	
CONNOP, Rod	2005	OL	Wilfrid Laurier	N	1982	1997	16	276	EDM			6	8	6	1	1	'89 Off L
COPELAND, Royal	1988	HB	Humber Coll	N	1945	1956	12	136	TOR	Cg		4	4	---	1	---	'IRFU: '49 Rus
CORNISH, Jon	2019	RB	Kansas	N	2007	2015	9	140	CGY			3	4	3	5	4	M/O Cdn '12-14, MOP '13
CORRIGALL, Jim	1990	DE	Kent State	N	1970	1981	12	146	TOR			1	8	4	0	1	'75 Def
COVINGTON, Grover	2000	DE	Johnson Smith	I	1981	1991	11	168	HAM			4	7	3	1	1	'88 Def
COX, Chip	2022	LB	Ohio	I	2006	2018	13	228	MTL			4	6	4	1	1	'13 Def
CUTLER, Dave	1998	K	Simon Fraser	N	1969	1984	16	254	EDM			9	3	2	1	0	
DALLA RIVA, Peter	1993	TE	Burlington Jrs.	N	1968	1981	14	197	MTL			6	4	3	0	0	
DAVIS, Eddie	2015	DB	No Illinois	I	1995	2009	15	236	SSK	Bh Cg		3	5	4	0	0	
DICKENSON, Dave	2015	QB	Montana	I	1997	2008	10	143	CGY	BC		4	2	1	2	1	'00 MOP
DIPIETRO, Rocky	1997	TE-SB	Ottawa	N	1978	1991	14	204	HAM			4	4	2	3	2	'82 Cdn, '89 Cdn
DIXON, George	1974	HB	Bridgeport	I	1959	1965	7	76	MTL			0	2	2	1	1	'62 MOP
DUNIGAN, Matt	2006	QB	Louisiana Tech	I	1983	1996	14	194	EDM	BC To Wp Bh Ha		5	5	3	1	0	
ELGAARD, Ray	2002	SB	Utah	N	1983	1996	14	220	SSK			1	6	4	3	3	Cdn: '88, '90, '92
ESTAY, Ron	2003	DL	LSU	I	1972	1982	11	149	EDM	BC		8	4	2	0	0	
ETCHEVERRY, Sam	1969	QB	Denver	I	1952	1960	9	122	MTL			3	6	0	2	1	'54 MOP
EVANSHEN, Terry	1984	WR	Utah State	N	1965	1978	14	198	MTL	Cg Hm To		2	7	1	4	2	'67 Cdn, '71 Cdn
FALONEY, Bernie	1974	QB	Maryland	I	1954	1967	12	156	HAM	Ed MI BC		7	5	0	3	1	'61 MOP
FENNELL, Dave	1990	DT	North Dakota	N	1974	1983	10	154	EDM			8	5	5	3	2	'78 Def
FERNANDEZ, Mervyn	2019	WR	San Jose State	I	1982	1994	6	83	BC			1	4	2	1	1	'85 MOP
FERRONE, Dan	2013	OL	Simon Fraser	N	1981	1992	12	193	TOR	Cg		4	9	5	2	0	
FIELDGATE, Norm	1979	LB-E	UBC	N	1954	1967	14	223	BC			2	3	1	0	0	
FLEMING, Willie	1982	HB	Iowa	I	1959	1966	8	125	BC			2	3	1	0	0	
FLORY, Scott	2018	OL	Saskatchewan	N	1999	2013	15	241	MTL			8	11	9			
FLUTIE, Darren	2007	SB	Boston College	I	1991	2002	12	193	HAM	BC Ed		4	6	3	0	0	
FLUTIE, Doug	2008	QB	Boston College	I	1990	1997	8	135	CGY	BC To		4	6	6	6	6	'91-94 MOP, '96-97 MOP
FRANK, Bill	2001	T	Colorado	I	1962	1976	15	183	WPG	To BC		1	7	7	0	0	
GABRIEL, Tony	1984	TE-WR	Syracuse	N	1971	1981	11	168	OTT	Hm		3	10	8	6	5	Cdn: '74, '76-78; MOP '78
GAINES, Gene	1994	DB	UCLA	I	1961	1976	16	217	OTT	MI		6	5	3	1	0	
GEORGE, Ed	2005	T	Wake Forest	I	1970	1980	7	101	MTL	Hm		3	5	4	2	1	'74 Off L
GORRELL, Miles	2013	OL	Ottawa	N	1978	1996	19	321	HAM	Cg MI Ot Wp		4	5	1	2	0	

POST WW II PLAYERS (180)	Year Induc	Pos	School / Team	St	CFL CAREER SINCE 1945 - CLUBS:						Grey Cups	A/S:		Awards:		Most Outstanding Awards (All Types):	
					First	Last	Yrs	GP	Main	Other Clubs		Div	CFL	Div	CFL		
GRANT, Tommy	1995	HB-E	Windsor Jrs.	N	1956	1969	14	181	HAM	Wp		9	2	1	2	1	'64 Cdn
GRAY, Herb	1983	DE-G	Texas	I	1956	1965	10	156	WPG			6	7	1	1	1	'60 Lin
GREER, Terry	2019	WR	Alabama State	I	1980	1985	6	82	TOR			2	4	2	1	0	'83 MOP
HAM, Tracy	2010	QB	Georgia South	I	1987	1999	13	215	EDM	To Ba MI		3	1	1	1	1	'89 MOP
HARDING, Rodney	2016	DT	Oklahoma State	I	1985	1996	12	201	TOR	Me Cg		2	7	2	0	0	
HARRIS, Dickie	1999	DB	South Carolina	I	1972	1982	10	134	MTL			4	7	7	0	0	
HARRIS, Wayne	1976	LB	Arkansas	I	1961	1972	12	180	CGY			3	11	8	5	4	Lin: '65, '66, '70, '71
HARRISON, Herman	1993	TE	Arizona State	I	1964	1972	9	132	CGY			3	6	3	0	0	
HELTON, John	1985	DE	Arizona State	I	1969	1982	14	219	CGY	Wp		2	12	9	3	2	'72 Line, '74 Def
HENLEY, Garney	1979	HB-WR	Huron College	I	1960	1975	16	216	HAM			7	10	9	3	1	'72 MOP
HIGHBAUGH, Larry	2004	DB-WR	Indiana	I	1971	1983	13	196	EDM	BC		9	4	3	0	0	
HINTON, Tom	1991	G	Louisiana Tech	I	1958	1966	9	136	BC			2	5	1	0	0	
HOLLOWAY, Condredge	1999	QB	Tennessee	I	1975	1987	13	181	TOR	Ot BC		3	3	1	1	1	'82 MOP
HUFFMAN, Dick	1987	T	Tennessee	I	1951	1957	7	90	WPG	Cg		1	8	---	0	0	
HUGO, Tom	2018	C-LB	Denver	I	1953	1959	7	93	MTL			3	12	---	0	0	
ILESIC, Hank	2018	P-K	St. Joseph HS	N	1977	2001	20	261	EDM	To BC Hm		9	8	8	0	0	
JACKSON, Russ	1973	QB	McMaster	N	1958	1969	12	166	OTT			4	6	3	10	7	MOP: '63,'66,'69; Cdn: 4x
JACOBS, Jack	1963	QB	Oklahoma	I	1950	1954	5	74	WPG			2	2	---	0	---	'WIFU: '52 Nick
JAMES, Gerry	1981	FB-K	Wpg Kelvin HS	N	1952	1964	12	145	WPG	Sk		5	2	0	2	2	'54 Cdn, '57 Cdn
JOHNSON, Alondra	2009	LB	West Texas St	I	1989	2004	16	248	CGY	BC Sk		6	6	3	1	0	
JOHNSON, Brent	2018	DE	Ohio State	N	2001	2011	11	185	BC			3	5	3	3	3	'05-06 Cdn, '06 Def
JOHNSON, Will	2021	DE	NE Louisiana	I	1989	1997	9	132	CGY	Sk		3	6	5	1	0	
JONES, Tyrone	2012	LB	Southern	I	1983	1993	10	151	WPG	Sk BC		2	5	4	1	1	'85 Def
JURASIN, Bobby	2006	DE	No Michigan	I	1986	1998	13	199	SSK	To		2	6	4	0	0	
KAPP, Joe	1984	QB	California	I	1959	1966	8	123	BC	Cg		2	2	2	1	0	
KEELING, Jerry	1989	QB-DB	Tulsa	I	1961	1975	15	229	CGY	Ot Hm		4	5	3	0	0	
KELLY, Brian	1991	WR	Washington St	I	1979	1987	9	137	EDM			6	6	6	2	1	'79 ROY
KELLY, Ellison	1992	G-T	Michigan State	I	1960	1972	13	175	HAM	To		7	8	3	0	0	
KEPLEY, Dan	1996	LB	East Carolina	I	1975	1984	10	128	EDM			7	5	5	3	3	Def: '77, '80-81
KROL, Joe	1963	HB-P	Western Ontario	N	1945	1955	10	86	TOR	Hwc		7	4	---	1	0	'IRFU: '46 Russell
KWONG, Norm	1969	FB	North Hill Jrs.	N	1948	1960	13	183	EDM	Cg		7	4	0	2	2	'55 Cdn, '56 Cdn
LANCASTER, Ron	1982	QB-DB	Wittenburg	I	1960	1978	19	288	SSK	Ot		6	7	4	5	2	'70 MOP, '76 MOP
LEHMANN, Ken	2011	LB	Xavier (Ohio)	I	1964	1972	9	107	OTT	BC		3	5	4	2	1	'68 Line
LEWIS, Leo	1973	HB	Lincoln	I	1955	1966	12	161	WPG			6	6	1	0	0	
LEWIS, Nik	2021	WR	S Arkansas	I	2004	2017	14	226	CGY	MI		3	6	3	0	0	
LUNSFORD, Earl	1983	FB	Oklahoma A&M	I	1956	1963	8	85	CGY			0	3	1	0	0	
LUSTER, Marv	1990	DB-HB	UCLA	I	1961	1974	14	182	TOR	MI		2	9	5	0	0	
LUZZI, Don	1985	DT-T	Villanova	I	1958	1969	12	167	CGY			1	7	3	1	1	'58 Lin
MAKOWSKY, Gene	2015	OL	Saskatchewan	N	1995	2011	17	287	SSK			4	7	5	3	2	'04, '05
McGOWAN, George	2003	WR	Kansas	I	1971	1978	8	104	EDM			5	3	3	1	1	'73 MOP
MCCALLUM, Paul	2022	K-P	Surrey Jrs.	N	1993	2016	24	340	BC	Ot Sk		3	5	2	1	0	
McMANUS, Danny	2011	QB	Florida State	I	1990	2006	17	298	HAM	Wp BC Ed Cg		6	1	1	1	1	'99 MOP
McQUARTERS, Ed	1988	DL	Oklahoma	I	1966	1974	9	107	SSK			3	3	3	1	1	'67 Line
MILES, Barron	2018	DB	Nebraska	I	1998	2009	11	187	MTL	BC		3	9	6	2	0	
MILES, Rollie	1980	HB-QB	St. Augustine's	I	1951	1961	11	157	EDM			5	8	0	0	0	
MILLS, Jim	2009	OL	Hawaii	N	1986	1995	10	144	BC	Ot		0	5	3	2	2	'90, '91
MITCHELL, Derrell	2016	WR	Texas Tech	I	1997	2007	11	174	TOR	Ed		2	5	3	1	1	'97 ROY
MONTFORD, Joe	2011	DE	South Carolina	I	1995	2006	12	185	HAM	Shr To Ed		3	5	5	3	3	'98 Def, '00-01 Def
MOON, Warren	2001	QB	Washington	I	1978	1983	6	94	EDM			5	1	1	1	1	'83 MOP
MORRIS, Frank	1983	G-T	HMCS Navy	N	1945	1958	14	166	EDM	To		7	0	0	0	0	
MOSCA, Angelo	1987	DL	Wyoming	I	1958	1972	15	201	HAM	Ot MI		9	5	2	2	0	
MURPHY, James	2000	WR	Baylor	I	1983	1990	8	121	WPG			2	4	2	1	1	'86 MOP
NARCISSE, Don	2010	WR	Texas Southern	I	1987	1999	13	216	SSK			2	5	4	0	0	
NELSON, Roger	1985	T	Oklahoma	I	1954	1967	13	196	EDM			3	4	0	1	1	'59 Lin
NETTLES, Ray	2005	LB	Tennessee	I	1972	1980	9	130	BC	To Hm Ot Cg		0	4	2	1	1	'73 Lin
NEUMANN, Pete	1979	DE	St. Cath. HS	N	1951	1964	14	184	HAM			7	9	1	0	0	
OKEKE, Uzooma	2014	OL	SMU	I	1994	2006	13	211	MTL	Shr Ot		5	7	7	3	1	'99 Off L
O'QUINN, John 'Red'	1981	E	Wake Forest	I	1952	1959	8	108	MTL			1	5	0	0	0	
O'SHEA, Michael	2017	LB	Guelph	N	1993	2008	16	271	TOR	Hm		3	5	1	2	1	'99 Def
PAJACZKOWSKI, Tony	1988	G	Verdun Colleg.	N	1955	1967	13	198	CGY	MI		0	7	4	2	1	'61 Cdn
PARKER, Jackie	1971	QB-HB	Mississippi State	I	1954	1968	13	177	EDM	To BC		4	8	0	7	3	MOP: '57, '58, '60
PARKER, James	2001	DE	Wake Forest	I	1980	1991	12	161	BC	Ed To		5	6	5	3	3	'82 Def, '84 Def, '86 Def
PASSAGLIA, Lui	2004	K-P	Simon Fraser	N	1976	2000	25	408	BC			5	10	4	0	0	

**CANADIAN FOOTBALL HALL OF FAME**

**CFL ERA PLAYERS TO 2022**

POST WW II PLAYERS (180)	Year		School / Team	St	CFL CAREER SINCE 1945 - CLUBS:							Grey Cups	A/S:		Awards:		Most Outstanding Awards (All Types):			
	Induc	Pos			First	Last	Yrs	GP	Main	Other Clubs	Div		CFL	Div	CFL					
PATTERSON, Hal	1971	E-DB	Kansas	I	1954	1967	14	145	MTL	Hm			7	13	3	2	1	'56 MOP		
PAYTON, Elfrid	2011	DE	Grambling	I	1991	2004	14	205	WPG	Bal	Shr	MI	To	Ed	4	7	5	2	1	'02 Def
PHILLIPS, Rudy	2009	OL	North Texas St	I	1981	1988	7	90	OTT	Ed	Cg				2	3	3	2	2	'82 Off L, '83 Off L
PITTS, Allen	2006	WR	Cal St - Full	I	1990	2000	11	176	CGY						5	7	6	1	0	
PITTS, Ernie	2019	WR-DB	Denver	I	1957	1970	14	204	WPG	BC					6	6	0	0	0	
PLESS, Willie	2005	LB	Kansas	I	1986	1999	14	229	EDM	To	BC	Sk			3	12	11	6	5	'92 Def, '94-97 Def
PLOEN, Ken	1975	QB-DB	Iowa	I	1957	1967	11	158	WPG						6	3	1	0	0	
POPLAWSKI, Joe	1998	WR	Alberta	N	1978	1986	9	129	WPG						1	5	5	6	3	'78 ROY; '81 Cdn, '86 Cdn
PRINGLE, Mike	2008	RB	Cal St - Full	I	1992	2004	13	187	MTL	Ed	Sac	Bal			4	9	7	4	2	'95 MOP, '98 MOP
RACINE, Maurice 'Moe'	2014	T-K	St. Lawr HS	N	1958	1974	17	205	OTT						5	3	0	0	0	
RAIMEY, Dave	2000	RB-DB	Michigan	I	1965	1974	10	142	WPG	To					2	5	2	0	0	
RAY, Ricky	2022	QB	Sacramento St	I	2002	2018	16	235	EDM	To					5	4	3	3	0	3-time Division MOP
REED, George	1979	FB	Washington St	I	1963	1975	13	203	SSK	To					4	10	9	3	1	'65 MOP
RIDGWAY, David	2003	K	Toledo	N	1982	1995	14	238	SSK						1	7	6	0	0	
RIGNEY, Frank	1984	T	Iowa	I	1958	1967	10	153	WPG						5	7	3	1	1	'61 Lin
ROBERTS, Charles	2014	RB	Sacramento St	I	2001	2008	8	138	WPG	BC					2	7	7	3	1	'01 SpT
ROBINSON, Larry	1998	DB-K	Mt. Royal Coll	N	1961	1974	14	224	CGY						3	3	0	3	0	
ROMANO, Rocco	2007	OL	Concordia	N	1987	2000	14	232	CGY	To	Ot	BC			4	6	5	2	0	
RUBY, Martin	1974	T	Texas A&M	I	1951	1957	7	88	SSK						1	7	---	0	0	
SCOTT, Tom	1998	SB	Washington	I	1974	1984	11	169	EDM	Wp	Cg				5	6	5	2	0	
SCOTT, Vince	1982	G-MG	Notre Dame	N	1949	1962	14	170	HAM						6	10	0	0	0	
SHATTO, Dick	1975	HB-QB	Kentucky	I	1954	1965	12	159	TOR						0	8	2	3	0	
SIMON, Geroy	2017	WR	Maryland	I	1999	2013	15	238	BC	Wp	Sk				4	7	6	1	1	'06 MOP
SIMPSON, Bob	1976	E-FW	Windsor Jrs.	N	1950	1962	13	169	OTT						2	8	0	1	0	
STEGALL, Milt	2012	WR	Miami (Ohio)	I	1995	2008	14	199	WPG						2	8	6	1	1	'05 MOP
STEINAUER, Orlando	2021	DB	W Washington	I	1996	2008	13	184	TOR	Ot	Hm				3	7	5	0	0	
STEWART, Ron	1977	HB	Queen's	N	1958	1970	13	167	OTT						4	3	0	3	1	'60 Cdn
SUTHERIN, Don	1992	DB-K	Ohio State	I	1958	1970	12	133	HAM	Ot	To				8	6	4	0	0	
SYMONS, Bill	1997	RB	Colorado	I	1966	1973	8	103	TOR	BC					1	2	2	2	1	'68 MOP
THELEN, Dave	1989	RB	Miami (Ohio)	I	1958	1966	9	124	OTT	To					1	6	0	0	0	
THORNTON, Dick	2022	DB-QB	Northwestern	I	1961	1972	12	149	WPG	To					3	5	2	0	0	
TINSLEY, R.P. 'Buddy'	1982	T	Baylor	I	1950	1960	11	161	WPG						5	7	0	0	0	
TRAWICK, Herb	1975	G-T	Kentucky State	I	1946	1957	12	147	MTL						4	7	---	0	0	
TUCKER, Whit	1993	WR	Western Ont	N	1962	1970	9	121	OTT						3	3	1	2	0	
URNESS, Ted	1989	C-G	Regina Jrs.	N	1961	1970	10	158	SSK						3	6	6	1	0	
VAUGHAN, Kaye	1978	G-T	Tulsa	I	1953	1966	13	148	OTT	MI					1	10	1	3	2	'56 Lin, '57 Lin
VAUGHN, Terry	2011	WR	Arizona	I	1995	2006	12	211	EDM	Cg	MI	Hm			0	8	3	0	0	
VERCHEVAL, Pierre	2007	OL	Western Ont	N	1988	2001	14	212	MTL	Ed	To				4	7	6	1	1	'00 Off L
WAGNER, Virgil	1980	HB	Milliken	I	1946	1954	9	110	MTL						2	4	---	1	---	'1RFU: '47 Rus
WALBY, Chris	2003	OL	Dickinson St	N	1981	1996	16	254	WPG	MI					4	11	9	4	2	'87 Off L, '93 Off L
WALKER, Mike	2021	DL	Washington St	I	1982	1991	10	135	HAM	Ed					4	4	3	0	0	
WEIR, Glen	2009	DT	London Jrs	N	1972	1984	13	202	MTL						5	6	2	1	0	
WEST, James	2016	LB	Texas Southern	I	1982	1993	12	164	WPG	Cg	BC				3	4	2	1	0	
WILKINSON, Tom	1987	QB	Wyoming	I	1967	1981	15	196	EDM	To	BC				8	3	3	2	1	'74 MOP
WILLIAMS, David	2019	WR	Illinois	I	1988	1995	8	101	BC	Ot	Ed	Wp	To		3	4	2	1	1	'88 MOP
WILLIAMS, Henry	2006	KR-WR	East Carolina	I	1986	2000	14	200	EDM						4	7	5	0	0	
WILSON, Alan	1997	OL	Montana State	N	1972	1986	15	233	BC						2	7	7	3	1	'77 Off L
WILSON, Donald	2021	DB	North Carolina	I	1987	1998	12	197	EDM	To	BC				4	6	4	0	0	
WINFIELD, Earl	2013	WR	North Carolina	I	1987	1997	11	140	HAM						1	5	2	1	0	
WYLIE, Harvey	1980	DB	Montana State	N	1956	1964	9	139	CGY						0	5	2	1	1	'62 Cdn
YOCHUM, Dan	2004	OL	Syracuse	I	1972	1980	9	115	MTL						3	7	4	1	1	'76 Off L
YOUNG, Jim	1991	WR-HB	Queen's	N	1967	1979	13	197	BC						0	2	1	3	2	'70 Cdn, '72 Cdn
ZAMBIASI, Ben	2004	LB	Georgia	I	1978	1988	11	148	HAM	To					4	8	6	3	1	'79 Def
ZOCK, Bill	1984	G-T	Toronto	N	1937	1954	17	115	TOR	Ed					5	2	---	0	0	

**Note re All-Star selections:**

Annual CFL All-Star recognition dates only from 1962.

## CANADIAN FOOTBALL HALL OF FAME

## BUILDERS & OTHER CFL AWARDS

BUILDERS	YEAR	BUILDERS	YEAR	BUILDERS	YEAR
ACKLES, Bob	2002	BC Lions	FULTON, Gregory	1995	CFL Sec-Treas-Stats
ANSELMO, Tony	2009	Calgary Stampeders	GAUDAUR, Jake	1984	Hamilton, CFL Comm.
BACK, Leonard	1971	Hamilton Tigers/T-C	GIBSON, Frank	1996	Hamilton, EFC
BAILEY, R. Harold	1965	ORFU, CRU	GRANT, Harry (Bud)	1983	Winnipeg
BALLARD, Harold	1987	Hamilton Tiger-Cats	GREY, Lord (4th Earl)	1963	Gov. General; Grey C
BARKER, Donald	1999	CFL Referee	GRIFFITH, Dr. Harry	1963	CRU, Ridley College
BERGER, Samuel	1993	Ottawa, Montreal	HALTER, G. Sydney	1966	First CFL Comm.
BRALEY, David	2012	BC, Toronto, CFL	HANNIBAL, Frank	1963	Winnipeg
BROOK, Tom	1975	Calgary Stampeders	HAYLOR, Larry	2014	U of Sask, Western
BROWN, D. Wes	1963	Ottawa	HAYMAN, Lew	1975	Toronto, Montreal
BUONO, Wally	1964	Calgary, BC	HENICK, Ed	2003	Minor football
CAMPBELL, Hugh	2000	Edmonton Eskimos	HOPSON, Jim	2019	Saskatchewan
CHIPMAN, Arthur	1969	Winnipeg Blue Bombers	HUFNAGEL, John	2020	Calgary Stampeders
CLAIR, Frank	1981	Toronto, Ottawa	HUGHES, W.P. (Billy)	1974	Queen's U, Hamilton
CONNELLAN, Peter	2012	U of Calgary	IRELAND, John (Jake)	2013	CFL Referee
COOPER, Ralph W.	1992	Hamilton Tigers/T-C	KEYS, Eagle	1990	Head coach
COSENTINO, Frank	2018	Player, Coach, Author	KIMBALL, Norm	1991	Edmonton, CFL
COULTER, Bruce	1997	Bishop's; CIAU/QUAA	KNIGHT, Dave (Tuffy)	2007	Wilfrid Laurier, Waterloo
CRIGHTON, Hec	1985	Official at all levels	KRAMER, Robert	1987	WIFU, Saskatchewan
CURRIE, Andrew	1974	Minor football, CRU	LEVY, Marv	2021	Montreal, CFL
CURRIE, Gordon	2005	Junior football, Belfour	LIEBERMAN, Moe	1973	Edmonton, CFL
CUSTIS, Bernie	1998	McMaster U.	LONEY, Don	2013	St. Francis Xavier
DAVIES, Dr. Andrew	1969	Ottawa football, CRU	MATTHEWS, Don	2011	CFL Head coach
DEGRUCHY, John	1963	ORFU, CRU	MCBRIEN, Harry	1978	CRU, CFL
DOJACK, Paul	1978	WIFU-CFL Referee	MCCAFFREY, Jimmy	1967	Ottawa football
DUGGAN, Eric (Eck)	1981	WIFU-WFC, Edmonton	MCCANN, Dave	1966	Ottawa, CRU
DUMOULIN, Seppi	1963	Hamilton, Winnipeg	MCDONALD, Don	2016	Saskatoon, FB Canada
EVANS, Keith	2022	Calgary	MCNAUGHTON, Don	1994	CFL Schenley Awards
FORSTER, Sid	2001	Sudbury minor	MCPHERSON, Don	1983	Saskatchewan, CRU
FOULDS, William C.	1963	Toronto Argonauts	METRAS, Johnny Sr.	1980	Western Ontario
FRACAS, Gino	2011	U of Alberta, Windsor	MITCHELL, Doug	2021	Calgary, CFL Comm, U Spr
MONTGOMERY, Ken	1970	Edmonton, CFL	MURPHY, Cal	2004	Head coach 5 CFL clubs
NEWTON, Jack	1964	Toronto, Sarnia	O'BILLOVICH, Bob	2015	Ottawa, BC, Toronto
PISTILLI, Joe	2010	Quebec, Minor Football	PRESTON, Ken	1990	Saskatchewan Roughriders
REDA, Larry	2015	Vancouver, minor football	RITCHIE, AI	1963	Regina Roughriders
RITCHIE, Dave	2022	BC, Winnipeg, Montreal	RODDEN, Mike	1964	Queen's, Balmy Beach
RYAN, Joseph B.	1968	Winnipeg, Montreal	SAZIO, Ralph	1988	Hamilton, Toronto
SCHWARTZ, Stan	2017	Calgary Stampeders	SHAUGHNESSY, Frank	1963	McGill University
SHEPHERD, Tom	2008	Saskatchewan Roughriders	SHIVERS, Roy	2022	BC, Calgary, Saskatchewan
SHOULDICE, Hap	1977	IRFU, CFL referee	SIMPSON, Jimmy	1985	CRU, Hamilton
SMITH, Frank	2019	UBC, CFL	SLOCOMB, Karl	1989	Winnipeg, WIFU
SPENCER, Victor	2006	BC Lions	SMITH, Frank	2019	UBC, CFL
SPRING, Harry C.	1976	BC Lions	STUKUS, Annis	1974	Edmonton, BC Lions
TAYLOR, N.J. (Piffles)	1963	Regina Roughriders	TINDALL, Frank	1984	Queen's University
TOWRISS, Brian	2017	U of Saskatchewan	TOWRISS, Brian	2017	U of Saskatchewan
UTECK, Larry	2020	St. Mary's University	WARNER, Clair	1965	Saskatchewan, WIFU
WARWICK, Bert	1964	Winnipeg, CRU/ Juniors	WETENHALL, Bob	2015	Montreal
WILSON, Seymour	1984	IRFU, CFL referee			

For complete coverage see their extensive biographical information provided at the Canadian Football Hall of Fame's website [www.cfhof.ca](http://www.cfhof.ca).

### Commissioner's Award

RECIPIENT	YEAR	RECIPIENT	YEAR
Gregory B. Fulton, Toronto	1990	Winnipeg BB Ghosts	2006
Jack Matheson, Winnipeg	1991	Keith Pelley, Toronto	2007
Tom Sheperd, Regina	1992	Ron Lancaster, Hamilton	2008
Reg Wheeler, Hamilton	1993	Wally Buono, Vancouver	2009
Norm Fieldgate, Vancouver	1994	Riders Fans Everywhere	2010
Don Wittman, Winnipeg	1995	Larry Reda, Vancouver	2011
John Tory, Toronto	1996	Every CFL player all-time	2012
Bolan and Egres	1997	Dwayne Mandrusiak, Edm	2013
Jim Hunt, Toronto	1998	Ottawa Redblacks	2014
Fausto Bellomino, Toronto	1999	Bernie Custis, Hamilton	2015
Jeff Giles, Toronto	2000	Jason Colero, Toronto	2016
Bob Wetenhall, Montreal	2001	Rick Sowieta, Ottawa	2017
Larry Smith, Montreal	2001	Pierre Vercheval, Montreal	2018
Hugh Campbell, Edmonton	2002	Jim Lawson, Toronto	2019
The Sports Network	2003	Nurse Sara May, Hamilton	2021
Russ Jackson, Burlington	2004	Jeff Harbin, Toronto	2022
The Water Boys, Vancouver	2005		

### Hugh Campbell Disting. Leadership

RECIPIENT	YEAR
Hugh Campbell, Edmonton	2006
Bob Ackles, Vancouver	2007
Stan Schwartz, Calgary	2009
Tony Proudfoot, Montreal	2010
Brian Williams, Toronto	2012
Jim Hopson, Regina	2014
Bob Irving, Winnipeg	2015
Norm Kwong, Edmonton	2016
Paul Graham, Toronto	2017
Wally Buono, Vancouver	2018
John Hufnagel, Calgary	2019
Dr. Bob McCormack & Dr. Dhiren Naidu	2021
Rick LeLacheur, Vancouver	2022

### Jake Gaudaur Veterans Award

RECIPIENT	YEAR
Mike McCullough, Saskatchewan	2010
Andre Durie, Toronto	2011
Graeme Bell, Edmonton	2012
Shea Emry, Montreal	2013
James Yurichuk, Toronto	2014
Jeff Perrett, Montreal	2015
Matt Black, Toronto	2016
Luc Brodeur-Jourdain, Montreal	2016
Rolly Lumbala, Vancouver	2018
Martin Bedard, Montreal	2019
Chris Van Zeyl, Hamilton	2021
Dan Clark, Saskatchewan	2022

No awards presented in 2020

### Football Reporters of Canada

YEAR / RECIPIENT	YEAR / RECIPIENT	YEAR / RECIPIENT	YEAR / RECIPIENT	YEAR / RECIPIENT
1979 Ivan Miller	1984 Bill Westwick	1989 Fred Sgambati	1997 Bob Irving	2012 Steve Milton
1979 Baz O'Meara	1985 Eddie MacCabe	1990 Ralph Allen	1998 Bob Bratina	2012 Dan Ralph
1979 Ted Reeve	1985 Wes McKnight	1990 Bob Frewin	1999 Rick Cluff	2013 Mark Stephen
1979 Hal Walker	1985 Bob Moir	1990 Bob Hughes	2000 Peter Martin	2013 Bill Selnes
1980 Jim Coleman	1985 Pierre Proulx	1990 Don Wittman	2001 Pierre Duffault	2014 Lowell Ullrich
1980 Andy O'Brien	1986 Austin Carroll	1991 Terry Kelly	2002 Cam Cole	2014 Mike Beamish
1980 Annis Stukus	1986 Milt Dunnell	1991 Ken Newans	2002 Terry Jones	2014 Chris Cuthbert
1980 Henry Viney	1986 Jack Matheson	1991 Perc Allen	2002 Graham Kelly	2015 Dave Naylor
1981 Jack Wells	1986 Lloyd Saunders	1992 Bob Hanley	2003 Dale Isaac	2015 Joe Pascucci
1981 Tony Allen	1987 Eric Bishop	1992 Jim Proudfoot	2003 Mal Isaac	2016 Don Chevrier
1981 Vern de Geer	1987 Trent Frayne	1992 Bob Picken	2004 Tom Casey	2017 Jeff Avery
1981 Dave Dryburgh	1987 Jim Hunt	1993 Al McCann	2005 Kent Gilchrist	2017 Ernie Calcutt
1982 Bill Good Sr.	1987 Gillis Purcell	1993 Jim Kearney	2005 Al Ruckaber	2018 Paul Graham
1982 Rocky Brisbois	1988 Ernie Afaganis	1994 Rick Matsumoto	2006 Al Maki	2019 Steve Simmons
1982 Maurice Smith	1988 George Kent	1994 Jack Sullivan	2006 Darrell Davis	2019 Larry Tucker
1982 Gord Walker	1988 Scotty Melville	1994 Hal Sigurdson	2007 Stephen Brunt	2021 Bob Hooper
1983 Gorde Hunter	1988 Bill Stephenson	1995 John Wells	2008 Herb Zurkowsky	2021 Bernie Pascall
1983 Hal Pawson	1989 Bryan Hall	1995 John Badham	2008 Tony Proudfoot	2022 Ed Willes
1983 Doug Smith	1989 Pat Marsden	1996 J.P. McConnell	2009 Paul McLean	2022 Glen Sutor
1984 Johnny Esaw	1989 Norm Marshall	1996 Gordon Craig	2010 Brian Williams	
1984 Erwin Swangard	1989 Jim Taylor	1997 Jim Cox	2011 Ed Tait	



YEAR	LEAGUE & TEAM HISTORICAL EVENTS & DETAILS
1861	The first documented "football kick" (game) played on November 9th informally by students at the University of Toronto at the present site of University College.
1862	The first documented rugby game was played on the Cricket Grounds, Montreal on October 15 between the First Battalion Grenadier Guards and the Second Battalion Scots Fusilier Guards. The Grenadiers won 3 goals and 2 rouges to nothing.
1869	The Hamilton Football Club was formed on October 3rd and their first game was played on October 12th versus a team from the 13th Battalion.
1872	The Montreal Football Club was organized on April 8th. Their first game was played to a scoreless tie with a team from Quebec City.
1873	The Football Association of Canada was formed on March 24th to establish a proper governing body and adopted the current set of Rugby rules. The Toronto Argonaut Rowing Club formed the Argonaut Football Club on October 4th and played its first game against University of Toronto on October 11th. Toronto played Hamilton for the first time on October 18, 1873 under Rugby Union Rules
1874	The first Harvard-McGill series was played at Cambridge, Massachusetts on May 14th with Harvard winning 3-0. A return game was held on May 15th under Canadian rules and ended in a 0-0 tie. Each game used a round ball though the May 15th game had been slated to use the Canadian oval ball (none available)
1875	At the October 16 meeting the Football Association of Canada adopted the Rugby Union rules of play, replacing the ones from 1873. The first-ever inter-provincial game was played on Saturday, October 16th at the Toronto Cricket Grounds between Ontario and Quebec (one goal tie)
1876	The Ottawa Football Club was formed on September 18th and played their first game on September 23rd versus the Aylmer Club.
1879	In Manitoba, the Winnipeg Rugby Club was formed while a team from the University of Toronto played a team from Michigan.
1880	The "Open Formation" concept of Line of Scrimmage emerged along with a system of "downs" and a "snap back" to start play. The 100-yard field emerges. Formation of the Canadian Football Rugby Union (CRFU) in 1880 for one year - revived effective February 7, 1884
1883	Point scoring system introduced with 6 for a goal from the field and four for try (touchdown), two for a safety touch and one for kicks to deadline and rouges. Teams are set at 15 players per side. Games are two 45-minute halves and the winner is decided by a majority of points Formation of the Ontario Rugby Football Union (ORFU) on January 6th and Quebec Rugby Football Union (QRFU) on January 16th
1884	The Canadian Rugby Football Union was formed on February 7, 1884. The CRFU used ORFU-based rules to form an official Code of Rules for Canadian Football. The first CRFU championship game is played on November 6th (Montreal FC 30, Toronto Football Club 0)
1885	CRFU stated field size to be 100 yards long by 65 yards wide.
1889	Formation of the Manitoba Rugby League with Winnipeg Rugby Football Club, St. John's College clubs plus the Royal School of Infantry.
1891	The Canadian Rugby Union (CRU) re-organized on December 19, 1891 at the Windsor Hotel in Montreal. Goal post bar is raised from 13 to 20 feet. Calgary and Edmonton Rugby Football Clubs play a two-game series. Calgary win 5-1 on Oct 17. Edmonton wins 5-0 on Oct 27 and the series 6-5
1892	The first CRU Championship game was played on Thursday, November 10th at Rosedale Field in Toronto (Osgoode Hall 45, Montreal 5).
1895-96	For the first time, timekeepers were appointed taking this duty away from the on-field officials. CRU published the first "Constitution, and Rules of the Game". In 1896, the size of the field was set at a maximum of 110 yards and games now had a referee and an umpire and field size was set at 110 x 65 yards
1897-98	Canadian Intercollegiate Rugby Football Union formed on November 24, 1897. Games set at two 30-minute halves. Toronto Argonauts and the Ottawa Football Club joined the ORFU. Ottawa team was re-named the Rough Riders. First inter-collegiate game was played at Kingston on October 8, 1898 between Queen's and McGill University teams (McGill 3, Queen's 2).
1899	There is no Dominion Championship game between Ottawa College (QRFRU) and Kingston Granites (ORFU) due to a rules dispute.
1902	The "Try" was re-defined as a player crossing an opponent's goal line must have possession of the ball and makes a touchdown or goes touch-in-goal.
1903	ORFU adopted the "Burnside Rules" featuring 12 men per team, the "downs" system of moving the ball requiring the offensive team to gain 10 yards on three downs. Only six men were permitted on the line, markers and chain use adopted and overall became an attempt to standardize the rules of game in Canada
1904	Value of a "try" or touchdown revised to 5 points in the ORFU (this lasted until after the 1955 season).
1906	Games set at four 15-minute quarters. Teams must line up 1-yard apart and gain 10 yards in three successive downs. Trys are 5 points and goal from a try (convert) is 1 point for both Ontario & Quebec Unions.
1907	The Interprovincial Rugby Union (today's CFL East Division) was formed by Hamilton, Toronto, Montreal and Ottawa on September 14, 1907. Montreal won the first IRFU game on October 5th. Calgary and Edmonton Football Clubs formed; Saskatchewan Rugby Football League formed
1908	Ottawa FC re-named Ottawa Rough Riders; Edmonton nicknamed adopted as Esquimaux. Field goals reduced to three points.
1909	Albert Henry George, 4th Earl of Grey Governor General of Canada, donated Grey Cup trophy for Amateur Rugby Football Championship of Canada. The University of Toronto Varsity teams wins first Grey Cup game over Parkdale Canoe Club by 26-6 on December 4th
1910	Regina Rugby Club was formed on September 13th and the Saskatchewan Rugby Football Union was formed with the SRFU adopting the CRU rules.
1911	The Manitoba, Saskatchewan and Alberta Unions formed the Western Canada Rugby Football Union (WCRFU) on October 21st.
1912-13	The Alberta Rugby Football Union makes uniform numbers mandatory in 1912 and the ORFU follows suit in 1913.
1916-18	Football in Canada is suspended in order to support Canada's involvement and support of efforts in World War I. In 1915, the Linesman official is added.
1919	No playoff games due to a rules dispute - CRU refuses to recognize any team as Dominion (Grey Cup) champion
1920-21	The number of players permitted on the field for each team was reduced from 14 to 12 and ball put into play by "snap back" rather being heeled backwards. Football fields first marked with lines five yards apart parallel to the goal line to permits easier application of blocking rules by the game officials
1921	Edmonton Eskimos became the first Western team to play in the Dominion Championship (Grey Cup) Final losing 23-0 to Toronto before 9,558 fans.
1923	The Regina Roughriders travel to Toronto for the first of seven Grey Cup losing appearances up to 1934 representing the West.
1924	Player uniform numbering becomes compulsory; Coach Billy Hughes of Queen's introduces use of game film for player training.
1925	Montreal's Coach Frank Shaughnessy introduces the huddle system.
	First-ever radio broadcast of a Grey Cup game - Ottawa defeated Winnipeg Tammany Tigers 24-1 at Lansdowne Stadium
1929	CRU adopts the use of the forward pass on a limited basis. Gerry Seiberling of the Calgary Altomah-Tigers throw first legal forward pass to Ralph Losie Saturday, September 21, 1929. The first Grey Cup pass was made in 1929 by Regina's Jack Campbell to Jerry Erskine.


YEAR	LEAGUE & TEAM HISTORICAL EVENTS & DETAILS
1930	The Winnipeg 'Pegs Rugby Football Club was formed on May 14, 1930 at a meeting of the Manitoba Rugby Football Union (Tammany Tigers re-named).
1931	CRU adopted the forward pass in all divisions. The Convert is moved to be scrimmaged from the 5-yard line.
1932	By 1932, football was played at night under floodlights, radio broadcasts were made of games and the use of large scoreboards became standards.
1934	Intercollegiate teams formally drop out of the annual competition for a place in the Grey Cup game. In January, the CRU granted the 1934 Grey Cup game to the West for the first time but reversed the decision in October 1934.
1935	The IRFU adopts a 9-game schedule for each club for the first time. Winnipeg 'Pegs became the first Western club to win the Grey Cup defeating the Hamilton Tigers 18-12 at their HAAA Grounds. In the West, the WCRFL unlimited downfield blocking for five yards and permitted passes to be thrown from anywhere behind the line. The CRU turned down all rule changes
1936	The Western Interprovincial Football Union formed on April 6, 1936 by the Regina Roughriders, Winnipeg Blue Bombers and Calgary Bronks. The CRU restricted teams to using only five "imports". Inter-collegiate teams withdraw from Grey Cup competition. Montreal AAA club folded. Forward pass rule: rules amended to change the penalty for incompletions from loss of ball to loss of down only opening up play significantly
1938-39	The Edmonton Eskimos played two seasons in the WIFU and then suspended operations until the 1949 season returning permanently thereafter.
1940	Due to Winnipeg being barred from playing in the 1940 Dominion Final, the Ottawa versus Toronto Balmy Beach East Final became the only two-game Grey Cup championship ever played with Ottawa winning by 20-7 on total points. The WIFU withdrew from the CRU over a rules dispute
1941	The IRFU suspended operations due to World War II (replaced temporarily by the ECRFU); the WIFU played the 1941 season and ceased play in 1942. After decades of significant rules differences between East & West, the CRU adopted a uniform set for all play across the country. This permitted the Western winner to qualify for the Grey Cup game annually without dispute. Calgary Bronks withdrew from the WIFU and were replaced by the Vancouver Grizzlies
1942	Football in Canada is suspended in order to support Canada's involvement and support of efforts in World War II. The Grey Cup is competed for by service teams only. Calgary Stampeders Football Club formed in September 1945 joining the WIFU to create a three-team league with Winnipeg and Regina
1943-44	The Grey Cup is competed for by only the Ontario & Quebec Rugby Football Unions.
1945	IRFU resumed regular season play in October 1945 while the WIFU conducted a playoff competition leading to the Grey Cup in Toronto. Calgary Stampeders Football Club formed in September 1945 joining the WIFU to create a three-team league with Winnipeg and Regina
1946	For the first time, the CRU permitted the formal use of American imports setting the limit at five players with eligibility rules around date of residency. The IRFU adopts a 12-game schedule for 1946 increasing the total from the long-standing slate of 6 games
1947	In a rule change for kickoffs, after a touchdown the team scored upon gained the additional option to receive rather than merely having to kick off. The T-Formation came into standard use after a rule change allowing the Centre to "hand the ball back" to the quarterback
1948	Regina Roughriders become provincially owned and operate as Saskatchewan Roughriders. The Calgary Stampeders complete the first 12-game undefeated regular season in history and go on to add pageantry to the 1948 Grey Cup in Toronto in front of the first 20,000+ crowd Hamilton Tigers quit the IRFU in a dispute over gate receipt sharing. The Tigers are replaced in the IRFU by the ORFU Hamilton Wildcats
1949	Edmonton re-joins the WIFU and the league plays a 14-game schedule; CRU mandates the use of player helmets; WCRFU ceases operations.
1950	Hamilton Tigers (ORFU) and Wildcats (IRFU) amalgamate the as Hamilton Tiger-Cats in the IRFU for 1950. The CRU raised the limit on American imports from five to seven players for the 1950 season and adjust the "residency rule" to permit flexibility
1950	The Western Interprovincial Football Union (WIFU) instituted detailed and compiled Team & Individual statistical reports for the first time.
1951	Officiating crews were increased from four to five officials. The weighted flag comes into use to indicate penalties replacing the horn. The CRU adopted a rule to allow for unlimited player substitution. The BC Lions Football Club was formed in 1951 in an effort to join the WIFU
1952	The first-ever Canadian College Draft is held by the four Eastern clubs; Toronto's CBLT TV carries the Grey Cup game live; Import limit raised to eight. The WIFU adopted a 16-game schedule for the first time and this remained the standard until 1986 (18 games)
1953	The forward pass rule was amended to allow completions behind the line of scrimmage other than by an underhand throw. The use of a tee for kickoffs was permitted for the first time. Three TV stations carry the 1953 Grey Cup Game live with Steve Douglas doing play-by-play
1954	BC Lions Football Club began play in the WIFU; IRFU games first televised on NBC with weekly shows/Grey Cup; Telecasts available on CBC in Southern Ontario. The ORFU made its last challenge for the Grey Cup in the form of the "Grey Cup Semi-Final" versus the Western champion
1955	Vancouver hosts the Grey Cup for the first time becoming the first Western Canadian city to do so. New attendance record set at 39,417. The first All-Star game was played at Varsity Stadium on December 3, 1955, the week after the Grey Cup. The East and the West tied at 6-all
1956	Value of a touchdown revised to 6 points; Canadian Football Council formed January 22nd; the IRFU moved to a 14-game schedule for 1956. The Montreal Alouettes record run of 20 consecutive home victories ended on November 3rd in a 41-27 loss to Toronto (Nov 8/53 - Oct 20/56) On October 20th, Montreal scored an all-time CFL record of 82 points in an 82-14 win over Hamilton
1957	CFL Player positions formalized; centre, guard, tackle etc. Import limit raised to 12. Grey Cup Game telecast live from coast to coast for first time.
1958	The Canadian Football Council (CFC) withdraws from Canadian Rugby Union; CFC re-named Canadian Football League in meetings in Winnipeg, MB (Jan 17-19/58). The CFL instituted the "waiver system" for release of players and their priority for being claimed them afterwards; each club allowed 28 players with 12 imports. Mr. G. Sydney Halter, QC was named as the CFL's first Commissioner. 
1959	The CFL adopted a new format for uniform numbers assigning backs numbers from 10 to 39 (from the 70 to 99 assignment prior to that)
1960-62	IRFU re-named CFL Eastern Conference (1960) & WIFU re-named Western Conference (1961); McMahon Stadium in Calgary built in just 103 days. Regular season interlocking play between the Eastern and Western Conferences established in 1961; first-ever Grey Cup overtime game. The Canadian Football Hall of Fame was established in Hamilton; Grey Cup goes over to a second day playing final 9:29 on Sunday due to foggy conditions in Toronto. The CFL game roster limit was increased from 28 players in 1960 to 29 in 1961 and up to 30 for the 1962 through 1967 seasons The Winnipeg Blue Bombers' record run of 20 consecutive home victories ended on September 24th in a 27-22 loss at BC (Aug 11/60 - Sep 10/62)
1964-65	The BC Lions ended a drought of 10 years since their inception by winning the Grey Cup for the first time - 34-24 over Hamilton at Exhibition Stadium. The Canadian Football Players Association was formed in May 1965.
1966	CRU turned over trusteeship of the Grey Cup to the Canadian Football League; Western Conference adopted a single-game format for Playoff Semi-Finals.
1967	CFL Commissioner Keith Davey was removed after just 54 days on February 23rd (succeeded on an interim basis by Ted Workman and Allen McEachern).
1968	Jake Gaudaur was named as the CFL's second Commissioner; CFL adopted a new Constitution; game roster limit increased from 30 to 32 players.

YEAR	LEAGUE & TEAM HISTORICAL EVENTS & DETAILS
1970	Empire Stadium in Vancouver became the first CFL facility to install artificial turf putting in 3M Tartan Turf.
1972	The Western Conference adopted a single-game format for Playoff Finals. The Canadian Football Hall of Fame was opened in Hamilton.
1973	The CFL adopted a standardized, single-game format for both Conference Semi-Final and Final playoff games.
1974	The Eastern Conference joined the West in using a 16-game regular season schedule (the East used a 14-game schedule from 1956 to 1973). CFL Trophies overhauled with Lineman Trophy being split into: M/O Offensive Lineman & M/O Defensive Player as separate awards
1975	Rule allowing blocking on punt returns opens up "Special Teams" as a key element; Two-point converts created; Grey Cup first played on the Prairies (Calgary).
1976-77	CFL regular season attendance topped 2,000,000 for the first time as Montreal's Olympic Stadium is adopted by the Alouettes as their home field. CFL regular season attendance record set by Montreal on September 6, 1977 at 69,093 in their 20-14 loss to Toronto. Montreal set single-season record of 476,204 Game roster limit changed from 32 to 33 in 1977 (through 1979 and increased to 34 for the 1980 to 1985 seasons)
1978	The Eskimos closed old Clarke Stadium (in use from 1938) and opened Commonwealth Stadium on August 30th
1979	CFL Officiating crews were increased from five to six by adding an additional Back Judge (Crews consisted of five officials from 1951 to 1978).
1980	A new television contract was signed with Carling-Okeefe Breweries covering 1981 through 1983.
1981	Eastern and Western Conferences re-named as Divisions in 1981; the CFL schedule covered a full home-and-home interlocking slate for the first time. The Edmonton Eskimos set an all-time CFL record for winning percentage in a 16-game season or higher with a 14-1-1 .906 mark
1982-83	Montreal Alouettes dissolved May 12, 1982 and re-formed as the Concordes the next day. BC Lions moved into B.C. Place in 1983, the first domed CFL stadium.
1984	Douglas Mitchell was appointed as CFL Commissioner on June 1st; the Draft was revised to eliminate Territorial Exemptions making it fully open.
1986	The CFL adopted regular season overtime using two 5:00 halves; League adopted an 18-game regular season schedule. Montreal Concordes changed their name to Alouettes on their 40th Anniversary. Rule change: End zones were reduced from 25 to 20 yards.
1987	Montreal Alouettes folded after playing their first two pre-season games (June 24th); Winnipeg moved to East Division to start the 1987 CFL season.
1988	Game roster limit changed from 34 to 36 and up to 37 players for the 1990 to 1995 seasons. CFL television agreement with CFN extended to 1990. The last CFL All-Star game was played on June 23, 1988 at Commonwealth Stadium in Edmonton
1989	Edmonton set an all-time CFL record with 16 wins in 1989. The Hamilton Tiger-Cats sale from Harold Ballard to David Braley was completed on February 24th.
1990	J. Donald Crump was appointed as CFL Commissioner on January 5th. Roster sizes increased to 37 players (14 imports, 20 non-imports, 3 QBs). BC and Toronto set an all-time single-game scoring record on September 1st with the Argos winning 68-43 at SkyDome
1991	CFL Officiating crews were increased from six to seven by adding an additional Side Judge (Crews consisted of six officials from 1979 to 1990). Toronto Argonauts were purchased by Bruce McNall, Wayne Gretzky and John Candy on February 25th. The CFL assumed ownership of the Ottawa club after their Board resigned. The team was purchased by Bernie Gliberman on Oct 19th. BC set an all-time record by playing in six overtime games
1992	Former Montreal Alouette player Larry Smith became CFL Commissioner on February 27, 1992. The CFL revoked the BC Lions franchise on August 27th and assumed control after owner Murray Pezim refused to pay club bills. Bill Comrie purchased the BC Lions Football Club on September 23rd
1993-94	The Sacramento Gold Miners became the first US-based club to join the CFL (franchise granted February 23, 1993). The Las Vegas Posse became the second US-based franchise to join the CFL (franchise granted July 26, 1993 - Posse began play in 1994). The Shreveport Pirates were granted a franchise by the CFL's Board of Governors on February 2, 1994; Baltimore CFL Colts granted franchise on February 17, 1994. Baltimore club adopts name of CFLers (Baltimore Football Club) for the 1994 season and changes that to Stallions the next year
1995	Las Vegas franchise ceased operations and the CFL added two further expansion clubs in Birmingham (Jan 11/95) and Memphis (Jan 28/95). The CFL adopted a new format for Divisional alignment in 1995 with eight Canadian clubs in the North Division and six US-based clubs forming the South Division The Calgary Stampeders record run of 27 consecutive home victories ended on August 18th in a 31-28 loss to Birmingham (Sep 20/92 - Aug 6/95) The Baltimore Stallions became the first club from outside of Canada to capture the Grey Cup defeating Calgary 37-20
1996	CFL Board of Governors elected to return the CFL to an All-Canadian format in 1996 as all US-based teams were folded; CFL returned to East-West alignment. Montreal Alouettes returned to the CFL as a reactivation of their original club (from 1946) with a continuous history. Baltimore players allocated to Montreal Remaining players went to club based on a Dispersal Draft held in 1996. CFL institutes the "Cross-Over" rule for playoff qualification (when a 4th place team's record in their Division is better than the other's 3rd place team they take the spot in the Semi-Final as the visitor)
1996	The Toronto Argonauts set an all-time CFL record by increasing their win total by +11 over the previous season (15-3 in 1996 over a 4-14 mark in 1995).
1997	The Ottawa Rough Riders fold after the 1996 season (franchise revoked) and the CFL contracts to eight clubs with Winnipeg returning to the East Division. Ottawa players made available to clubs via a February 1997 Dispersal Draft.
1997	Edmonton extended their record to 14 consecutive seasons above .500 and to 27 years at .500 or better with a 9-9 mark in 1998. BC became the first club to enter the playoffs via the 'Cross Over' Rule finishing fourth in the West at 8-10 and ahead of Winnipeg's 4-14, third place record in the East Division
1998	TSN signed a five-year contract with the Canadian Football League giving them rights to all television broadcasts.
1999	Hamilton won the final Grey Cup of the 20th Century and their first since 1986 in a 32-21 win over Calgary at B.C. Place Stadium in Vancouver.
2000	Michael Lysko was appointed CFL Commissioner on November 1st; CFL attendance increased for the third consecutive year to 1,797,031. The CFL revised its overtime format from two 5:00 halves to four alternating possessions.
2001	The CFL suspended Week #11 games due to the 9/11 attacks in New York; games re-scheduled for later in the season; Ottawa granted franchise in October. The CFL revised its overtime format once again from four alternating possessions to just two
2002	The Ottawa Renegades began CFL play in 2002 playing their first regular season game on June 28th vs Saskatchewan (30-27 loss). The CFL Board of Governors relieved Michael Lysko of Commissioner duties on March 19th and he was replaced by Tom Wright effective November 23rd. With the addition of Ottawa, CFL attendance surpassed two million (2,008,550) for the first time in an all-Canadian league since 1991
2003	TSN and CBC signed a joint five-year contract with the CFL giving them rights to all television broadcasts. A record total of 77 games were televised in 2003. The CFL assumed control of the Toronto and Hamilton franchises until they were sold on October 7th and November 5th respectively
2004	Montreal became the 3rd team in CFL history to win 13 or more games in 3 consecutive seasons but lost the East Final to eventual Grey champion Toronto The Alouettes set a modern-day record with a perfect 1.000 winning percentage in Division games (8-0)
2005	The 2005 Grey Cup at B.C. Place became the second to ever go into overtime and the first to use the alternating possession format (EDM 38, MTL 35). The BC Lions set a modern-day record for consecutive victories with 14 in a win on September 25th. Only Calgary in 1948-49 has won more in a row

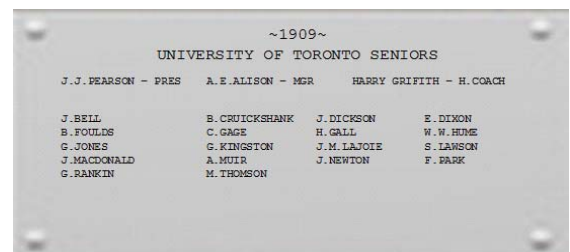
YEAR	LEAGUE & TEAM HISTORICAL EVENTS & DETAILS
2006	Game roster limit increased from 40 to a then-record 42 players (using three quarterbacks who may not be in the game at the same time). The CFL instituted the Salary Management System (SMS) to install an expenditure cap. CFL Board approved the use of instant reply and Coaches Challenges
2007	Mark Cohon was appointed as CFL Commissioner effective on April 17th. CFL attendance averaged 29,167 per game, the highest since 1983 (30,368). For the second time in 3 years, neither 1st place club (Toronto & BC) reaches the Grey Cup - each losing their Division Final at home
2008	The Ottawa Redblacks were granted a conditional franchise on March 25, 2008 subject to building a suitable stadium. CFL signed a 5-year broadcast agreement with TSN with all games being televised. For the first time since 2002, a club (Calgary) won the Grey Cup at the home of their opponent (Montréal)
2009	The league's first video Command Centre opened in Toronto to direct officiating and video review with former referee Jake Ireland taking charge. Damon Duval of the Montréal Alouettes sets a new single season scoring record with 242 points
2010	The CFL and Canadian Football Players Association agreed on a new Collective Bargaining Agreement on June 29, 2010. The first-ever CFL regular season game played in Atlantic Canada was held in Moncton, NB on September 26th (Edmonton 24, Toronto 6 - attendance 20,725). BC Lions moved to Empire Field while major renovations were being done to B.C. Place Stadium; Montreal became the first to win back-to-back Grey Cups since 1997 (Toronto)
2011	The second regular season game in the Touchdown Atlantic series was hosted by Hamilton on September 25th at Moncton, NB (attendance 20,153). The 2011 is all about parity as no team won more than 11 games for the first time in the 18-game era (previous time - 1962, 16-game season)
2012	Toronto Argonauts hosted and won the 100th Grey Cup defeating Calgary 35-22 on November 25th at Rogers Centre. Edmonton captured their second-ever cross-over playoff spot despite a record of just 7-11. That was fewest wins ever made by a cross-over playoff qualifier
2013	The Winnipeg Blue Bombers opened Investors Group Field closing down old Winnipeg Stadium that had been in use since 1953 (507 reg. season games). The third regular season game in the Touchdown Atlantic series was hosted by Hamilton on September 21st at Moncton, NB (attendance 15,123) The CFL and TSN announced a record five-year agreement to run through the 2018 season.
2014	Ottawa Redblacks began play in 2014 with their first regular season game on July 3rd at Winnipeg (36-28 loss). Ottawa opened TD Place at Lansdowne site. Game roster limit changed from 42 to its present limit of 44 players (using a 46-man active roster with two players reserved one hour before the game)
2015	The CFL Rules Committee approved moving the line of scrimmage for one-point convert kicks from the 5-yard line to the 25-yard line, and two-point convert attempts from the 5 to 3-yard line. A further rule change shortened the zone to 5 yards beyond the line for being able to contact receivers downfield Toronto played four "home" games at alternate sites: Fort MacMurray (Jun 27), Ottawa (Oct 6) & Hamilton (Oct 17 & 23)
2016	Attendance topped two million (2,000,010) for the 3rd straight time and 13th time in the last 15 years; Ottawa won the Grey Cup for first time since 1976. In so doing, Ottawa became the seventh different team to win the Grey Cup in the last seven seasons. Montreal played a pre-season home game at Laval The Toronto Argonauts moved from Rogers Centre into a renovated BMO Field and hosted the Grey Cup for the first time since 2012
2017	The first-ever 'CFL Week' was held in Regina, SK in March 2017. The Roughriders opened New Mosaic Stadium. Randy Ambrosie was appointed as the CFL's 14th Commissioner on July 5, 2017. On August 2, 2017 the CFL Rules Committee approved a change to Coach's Challenges to a max. Of one per game
2018-19	Commissioner Ambrosie launched the league's new forward vision with the development of CFL 2.0, a strategy designed to take the game global. The CFL held its first-ever Combine in Mexico and a Draft of Mexican players. The CFL reached out to Football Associations around the world to create synergy
2019	Under Coach Craig Dickenson, Saskatchewan at 13-5 won the West Division for the first time since 2007 and second time since 1976. Hamilton set a team record for wins with 15 while Winnipeg captured the Grey for the first time since 1990 snapping the longest active drought in the league.
2020	The CFL season was cancelled for the first time in league history. The Covid-19 pandemic forced the first postponement of games since 2001.
2021	Despite the challenges of the Covid-19 pandemic, the CFL returned to the field with a 14-game season and the latest Grey Cup ever played on December 12th. Winnipeg won consecutive Grey Cups for the first time since 1962. For the first time in league history there were no pre-season games held.
2022	The CFL returned to a full 18-game season and a total of 95 games including pre-season. The Blue Bombers won the West Division playoffs and reached the Grey Cup for a third consecutive season. The Argonauts captured the Grey Cup with a 24-23 win over Winnipeg - their 7th straight winning appearance.

**1909 Dominion Champions and First Winner of the Grey Cup**

**University of Toronto**



Players	Pos	Players	
DIXON, Ewart 'Reddy'	FB	GAGE, Charlie	MW
GALL, Hugh	HB	KINGSTON, George	MW
NEWTON, Jack	HB	LAJOIE, Jack	OW
LAWSON, Smirle	HB	THOMSON, Murray	OW
FOULDS, Billy	QB	<b>Substitutes</b>	
BELL, Jimmy	SCR	MACDONALD, Jack	
RITCHIE, Hugh	SCR	JONES, Gordon	
RANKIN, Gordon	SCR	PARK, Frank	
MUIR, Art	IW	CRUIKSHANK, Bill	
HUME, W.W.	IW	PEARSON, J.J.	



# CANADIAN FOOTBALL HISTORY

# KEY HISTORICAL FIRSTS

YEAR	INDIVIDUAL FIRSTS - 1950 TO 2021				
1950	Aug 26	Tom Casey	Wpg	100-yd+ rushing game	128
1950	Sep 08	Ezzrett Anderson	Cgy	100-yd+ receiving game	127
1950	Sep 02	Lindy Berry	Edm	400-yd+ passing game	490
1950	Sep 02	Morris Bailey	Edm	200-yd+ receiving game	245
1952	Sep 13	Davey West	Cgy	110-yd+ kickoff return	112
1953	Aug 31	Herb Johnson	Ssk	100-yd+ punt return	109
1954	Oct 16	Sam Etcheverry	Mtl	500-yd+ passing game	586
1955	Sep 10	Pat Abbruzzi	Mtl	200-yd+ rushing game	201
1956	Sep 08	Rae Ross	BC	100-yd+ interception ret	102
1956	Sep 22	Patterson-Etchev	Mtl	109-yd completion	109
1956	Sep 29	Hal Patterson	Mtl	300-yd+ receiving game	338
1956	Oct 13	Bob McNamara	Wpg	To score 5 TDs in a game	6
1959	Aug 29	Jim Van Pelt	Wpg	To throw 7 TD passes	7
1959	Aug 29	Ernie Pitts	Wpg	To score 5 TD receptions	5
1960	Oct 10	Ron Stewart	Ott	250-yd+ rushing game	287
1962	Sep 02	Earl Lunsford	Cgy	To score 5 TDs rushing	5
1963	Sep 02	George Dixon	Mtl	109-yd TD rush	109
1964	Aug 07	George Fleming	Wpg	50-yard field goal made	55
1964	Sep 22	Jerry Keeling	BC	100-yd+ fumble return	102
1973	Sep 03	George McGowan	Edm	To make 15 receptions	15
1984	Jul 29	Dave Ridgway	Ssk	To make 8 FGs in a game	8
1987	Sep 06	Dave Ridgway	Ssk	60-yard field goal made	60
1988	Sep 05	Earl Winfield	Ham	400+ combined yards	400
1993	Aug 12	Danny Barrett	BC	600-yd passing game	601
1994	Jul 14	Matt Dunigan *	Wpg	700-yd passing game	713
2001	Oct 27	Paul McCallum	Ssk	62-yard FG made (record)	60
2011	Oct 08	Paul McCallum	Ssk	With 30 consec. FGs	30
2018-19		Lewis Ward	Ott	40, 50, 60+ consec. FGs	69

YEAR	CFL 500-YARD PASSING CLUB (First 500+ game)				
1954	Oct 16	Sam Etcheverry	586	Mtl	<b>Leaders: (34 times by 22 players)</b> Austin 5, Flutie 3, Calvillo 3, Ray 2, Etcheverry 2, Moon 2, McManus 2, 15 players with 1 or more 500-yd gm
1958	Oct 25	Ronnie Knox	522	Tor	
1960	Aug 19	Tobin Rote	524	Tor	
1968	Sep 29	Peter Liske	553	Cgy	
1982	Oct 16	Johnny Evans	522	Mtl	
1983	Sep 11	Warren Moon	522	Edm	
1985	Oct 06	Roy Dewalt	504	BC	
1991	Sep 08	Kent Austin	507	Ssk	
1991	Oct 12	Doug Flutie	582	BC	
1993	Aug 12	Danny Barrett	601	BC	
1994	Jul 14	Matt Dunigan *	713	Wpg	<b>W-L:</b> Since 1950 QBs are 23-11 when passing for 500+ yards  <b>Most recent 500+ games:</b> <b>Jun 25/17</b> Ricky Ray 506 <b>Oct 01/15</b> Henry Burris 504 <b>Oct 24/13</b> Ricky Ray 505 <b>Aug 18/13</b> Mike Reilly 511 <b>Sep 17/10</b> Darian Durant 500 <b>Oct 18/09</b> Kevin Glenn 506
1994	Sep 03	Anthony Calvillo	551	Ham	
1995	Sep 04	Jeff Garcia	546	Cgy	
1998	Sep 26	Kerwin Bell	501	Tor	
2002	Jul 25	Danny McManus	513	Ham	
2003	Jul 18	Dave Dickenson	509	BC	
2004	Jul 30	Jason Maas	540	Edm	
2009	Oct 18	Kevin Glenn	506	Ham	
2010	Sep 17	Darian Durant	500	Ssk	
2013	Aug 18	Mike Reilly	511	Edm	
2013	Oct 24	Ricky Ray	505	Tor	
2015	Oct 01	Henry Burris	504	Ott	
2017	Jun 25	Ricky Ray	506	Ham	


YEAR	INDIVIDUAL SINGLE-SEASON FIRSTS TO 2021 *				
1949	15 Touchdowns	Virgil Wagner	Mtl	15	
1950	1000 yards receiving	Morris Bailey	Edm	1,060	
1951	3000 yards passing	Jack Jacobs	Wpg	3,248	
1951	30 TD passes	Jack Jacobs	Wpg	33	
1954	1000 yards rushing	Howard Waugh	Cgy	1,043	
1954	10 interceptions	Bill McFarlane	Tor	10	
1956	1500 yards receiving	Hal Patterson	Mtl	1,914	
1956	4000 yards passing	Sam Etcheverry	Mtl	4,723	
1956	2000 yards from scrimmage	Hal Patterson	Mtl	2,039	
1956	20 Touchdowns	Pat Abbruzzi	Mtl	20	
1957	1500 yards rushing	Johnny Bright	Edm	1,679	
1967	40 TD passes	Peter Liske	Cgy	40	
1972	15 interceptions	Al Brenner	Ott	15	
1975	150 points scored	Dave Cutler	Edm	169	
1975	40 Field Goals made	Dave Cutler	Edm	40	
1977	50 Field Goals made	Dave Cutler	Edm	50	
1981	100 receptions	Eugene Goodlow	Wpg	100	
1982	5000 yards passing	Warren Moon	Edm	5,000	
1983	20 QB Sacks	Vince Goldsmith	Ssk	20	
1987	200 points scored	Lui Passaglia	BC	214	
1990	3000 combined yards	Michael Clemons	Tor	3,300	
1991	6000 yards passing	Doug Flutie	BC	6,619	
1994	120 defensive tackles	Calvin Tigger	Tor	121	
1998	2000 yards rushing	Mike Pringle	Mtl	2,065	
1998	150 receptions	Derrell Mitchell	Tor	160	
2012	6 Kick Return TDs	Chris Williams	Ham	6	
2014	140 defensive tackles	Solomon Elimimian	BC	143	
2016	60 Field Goals made	Justin Medlock	Wpg	60	

PLAYERS WITH 260-YARD+ RECEIVING GAMES:					
Year	Date	Player	Yds	Tm	Rec
1956	Sep 29	Hal Patterson	338	Mtl	11
1981	Sep 13	Tyron Gray	270	BC	9
1983	Aug 05	Chris DeFrance	260	Ssk	9
1983	Oct 15	Brian Kelly	266	Edm	13
1994	Jul 14	Alfred Jackson	308	Wpg	7
1994	Sep 03	Curtis Mayfield	319	Ssk	14
1995	Aug 25	Larry Thompson	275	Ham	8
1997	Jul 19	Alfred Jackson	266	BC	6
1999	Aug 13	Terry Vaughn	275	Edm	10
2010	Jul 31	Arland Bruce III	272	Ham	16


PLAYERS WITH 230-YARD+ RUSHING GAMES:					
Year	Date	Player	Yds	Tm	Car
1960	Oct 10	Ron Stewart	287	Ott	15
1963	Sep 02	George Dixon	235	Mtl	13
1964	Sep 15	Lovell Coleman	238	Cgy	23
1965	Oct 24	George Reed	268	Ssk	30
1975	Nov 02	Willie Burden	238	Cgy	34
1994	Sep 03	Mike Pringle	232	Bal	17
1994	Sep 17	Blaise Bryant	249	Wpg	34
1994	Oct 22	Troy Mills	230	Sac	23
1998	Oct 17	Mike Pringle	235	Mtl	29
2004	Sep 06	Troy Davis	233	Ham	32
2009	Aug 21	Fred Reid	260	Wpg	26

CFL ALL-STAR GAMES			Results	MVP	
1955	Toronto	Dec 03	East 6, West 6	None	15,088
1956	Vancouver	Dec 08	West 35, East 0	None	13,546
1957	Montreal	Dec 07	East 20, West 2	Bob Simpson	10,000
1958	Hamilton	Dec 06	West 9, East 3	Johnny Bright	7,000
1970	Ottawa	Jul 02	All-Stars 35, Ottawa 14	Ron Lancaster	23,094
1971	Montreal	Jun 29	All-Stars 30, Montreal 13	Bill Symons	9,000
1972	Calgary	Jun 28	Calgary 23, All-Stars 22	Garney Henley	23,616
1973	Hamilton	Jun 27	All-Stars 22, Hamilton 11	Peter Dalla Riva	24,765
1974	Ottawa	Jun 26	Ottawa 25, All-Stars 22	Rhome Nixon	15,102
1976	Edmonton	May 29	West 27, East 16	R.Lancaster, A.Green	21,762
1977	Edmonton	Jun 04	East 20, West 19	J.Jones, C.Zapiec	7,500
1978	Calgary	Jun 03	West 24, East 12	Four players	21,000
1983	Vancouver	Dec 03	West 25, East 15	R.Dewalt, D.Fennell	14,000
1988	Edmonton	Jun 23	All-Stars 15, Edmonton 4	Larry Willis	27,573


**EVOLUTION OF THE CFL LOGO**




1958 to 1969



1970 to 2002



2003 to 2015



2016 to Present

**2023 CFL Guide - The Editors**

**Steve Daniel**

Steve Daniel joined the CFL as Head Statistician in charge of all statistical applications in 2007. Now as Sr. Director, Team & Football Analytics, he co-supervises game day stats collection in all nine stadiums based in the first CFL Stats Command Centre located in Vancouver, BC. In 2019, Daniel was joined by long-time CFL staff member Jeff Krever, the two share responsibility for statistical reporting and Rulebook matters. In 2023, Steve will focus on analytics, product review & reporting.

**Jeff Krever**

Jeff Krever acts as Sr. Director, Player & Game Statistics, and has been a CFL staff member since 2012. Krever is a veteran of statistical and all other game content matters. He has assumed the leadership of many parts of the CFL's processes including supervision of and direct work with our local in-stadium stats crews. In 2023, Jeff has provided leadership on the new developments being made in our digital offerings in coordination with our corporate partners.





