


2022 General Election Recount Summary Results by County

The attached results are Countywide Summary Results for each County, organized in Alphabetical Order:

1. Statewide Results Table by County.....	2
2. Apache County Summary Results	3
3. Cochise County Summary Results	8
4. Coconino County Summary Results	11
5. Gila County Summary Results	14
6. Graham County Summary Results	17
7. Greenlee County Summary Results	20
8. La Paz County Summary Results	23
9. Maricopa County Summary Results	26
10. Mohave County Summary Results	29
11. Navajo County Summary Results	32
12. Pima County Summary Results	35
13. Pinal County Summary Results	37
14. Santa Cruz County Summary Results	40
15. Yavapai County Summary Results	43
16. Yuma County Summary Results	45



2022 General Election Recount Results

	Apache	Cochise	Coconino	Gila	Graham	Greenlee	La Paz	Maricopa	Mohave	Navajo	Pima	Pinal	Santa Cruz	Yavapai	Yuma	TOTAL
Attorney General																
(REP) Abraham "Abe" Hamadeh	8,494	27,664	19,700	14,538	7,640	1,462	3,788	740,965	60,593	21,747	157,348	83,116	4,283	77,487	25,704	1,254,529
(DEM) Kris Mayes*	17,930	18,480	34,043	7,727	3,085	938	1,653	766,874	19,585	18,129	236,264	59,068	8,721	42,813	19,499	1,254,809
Write-in Totals (Unassigned)	62	80	88	28	17	7	9	1,706	134	89	452	188	15	119	58	3,052

Superintendent of Public Instruction

(REP) Tom Horne*	9,030	27,767	20,151	14,554	7,525	1,465	3,828	738,713	60,812	21,692	159,638	83,533	4,343	77,326	26,029	1,256,406
(DEM) Kathy Hoffman	17,337	18,457	33,526	7,756	3,223	941	1,632	763,704	19,400	18,291	233,592	58,919	8,441	42,628	19,371	1,247,218
Write-in Totals (Unassigned)	57	90	116	24	13	4	6	1,601	90	82	459	169	17	126	46	2,900

State Representative - District No. 13

(REP) Liz Harris*																43,830
(REP) Julie Willoughby																43,555
(DEM) Jennifer Pawlik*																47,164
Write-in Totals (Unassigned)																471

* denotes winners

Apache

Summary Results Report
AZ Apache 221108 General - Recount
November 8, 2022

UNOFFICIAL RESULTS

County of Apache

STATISTICS

	TOTAL	Election Day	Early Voting	Provisional
Election Day Precincts Reporting	44 of 44	44	0	39
Precincts Complete	0 of 44	0	0	0
Precincts Partially Reported	44 of 44	44	0	39
Absentee/ Early Precincts Reporting	44 of 44	0	44	0
Registered Voters - Total	0			
Ballots Cast - Total	27,074	11,123	15,698	253
Ballots Cast - Blank	333	198	133	2
Voter Turnout - Total	0.00%			

Summary Results Report
 AZ Apache 221108 General - Recount
 November 8, 2022

UNOFFICIAL RESULTS

County of Apache

Attorney General

Vote For 1

	TOTAL	VOTE %	Election Day	Early Voting	Provisional
DEM MAYES, KRIS	17,930	67.70%	7,244	10,511	175
REP HAMADEH, ABRAHAM "ABE"	8,494	32.07%	3,540	4,879	75
Write-In Totals	62	0.23%	27	35	0
Total Votes Cast	26,486	100.00%	10,811	15,425	250
Overvotes	8		6	2	0
Undervotes	580		306	271	3
Contest Totals	27,074		11,123	15,698	253

Superintendent of Public Instruction

Vote For 1

	TOTAL	VOTE %	Election Day	Early Voting	Provisional
DEM HOFFMAN, KATHY	17,337	65.61%	6,928	10,246	163
REP HORNE, TOM	9,030	34.17%	3,841	5,105	84
Write-In Totals	57	0.22%	31	25	1
Total Votes Cast	26,424	100.00%	10,800	15,376	248
Overvotes	14		8	6	0
Undervotes	636		315	316	5
Contest Totals	27,074		11,123	15,698	253

Summary Results Report
AZ Apache 221108 General - Recount
November 8, 2022

UNOFFICIAL RESULTS

County of Apache

STATISTICS

	TOTAL	Election Day	Early Voting	Provisional
Election Day Precincts Reporting	44 of 44	44	0	39
Precincts Complete	0 of 44	0	0	0
Precincts Partially Reported	44 of 44	44	0	39
Absentee/ Early Precincts Reporting	44 of 44	0	44	0
Registered Voters - Total	0			
Ballots Cast - Total	27,074	11,123	15,698	253
Ballots Cast - Blank	333	198	133	2
Voter Turnout - Total	0.00%			

Summary Results Report
 AZ Apache 221108 General - Recount
 November 8, 2022

UNOFFICIAL RESULTS

County of Apache

Attorney General

Vote For 1

	TOTAL	VOTE %	Election Day	Early Voting	Provisional
DEM MAYES, KRIS	17,930	67.70%	7,244	10,511	175
REP HAMADEH, ABRAHAM "ABE"	8,494	32.07%	3,540	4,879	75
Write-In Totals	62	0.23%	27	35	0
Total Votes Cast	26,486	100.00%	10,811	15,425	250
Overvotes	8		6	2	0
Undervotes	580		306	271	3
Contest Totals	27,074		11,123	15,698	253

Superintendent of Public Instruction

Vote For 1

	TOTAL	VOTE %	Election Day	Early Voting	Provisional
DEM HOFFMAN, KATHY	17,337	65.61%	6,928	10,246	163
REP HORNE, TOM	9,030	34.17%	3,841	5,105	84
Write-In Totals	57	0.22%	31	25	1
Total Votes Cast	26,424	100.00%	10,800	15,376	248
Overvotes	14		8	6	0
Undervotes	636		315	316	5
Contest Totals	27,074		11,123	15,698	253

Cochise

General Election - Recount
Cochise County, State of Arizona
November 8, 2022

OFFICIAL RESULTS

Election Summary Results Report

Statistics

	TOTAL	Election Day	Early Voting	Provisional
Precincts Complete	0 of 55	0	0	0
Registered Voters - Total	77,394			
Ballots Cast - Total	47,259	11,988	35,155	116
Ballots Cast - Blank	600	44	555	1
Voter Turnout - Total	61.06%			

General Election - Recount
 Cochise County, State of Arizona
 November 8, 2022

OFFICIAL RESULTS

Election Summary Results Report

Attorney General

Vote For 1

	TOTAL	VOTE %	Election Day	Early Voting	Provisional
REP Hamadeh, Abraham "Abe"	27,664	59.85%	9,725	17,848	91
DEM Mayes, Kris	18,480	39.98%	2,130	16,326	24
Write-In Totals	80	0.17%	25	55	0
Not Assigned	80	0.17%	25	55	0
Total Votes Cast	46,224	100.00%	11,880	34,229	115
Overvotes	7		0	7	0
Undervotes	1,028		108	919	1
Precincts Reporting	54 of 55				

Superintendent of Public Instruction

Vote For 1

	TOTAL	VOTE %	Election Day	Early Voting	Provisional
REP Horne, Tom	27,767	59.95%	9,742	17,933	92
DEM Hoffman, Kathy	18,457	39.85%	2,108	16,326	23
Write-In Totals	90	0.19%	26	64	0
Not Assigned	90	0.19%	26	64	0
Total Votes Cast	46,314	100.00%	11,876	34,323	115
Overvotes	2		0	2	0
Undervotes	943		112	830	1
Precincts Reporting	54 of 55				

Coconino

SUMMARY RESULTS REPORT
COCONINO COUNTY, ARIZONA
NOVEMBER 8, 2022 GENERAL ELECTION

RECOUNT RESULTS

Statistics

	TOTAL	Election Day	Early Voting	Provisional
Registered Voters - Total	90,829			
Ballots Cast - Total	55,359	12,666	42,275	418
Voter Turnout - Total	60.95%			

SUMMARY RESULTS REPORT
 COCONINO COUNTY, ARIZONA
 NOVEMBER 8, 2022 GENERAL ELECTION

ATTORNEY GENERAL

Vote For 1

	TOTAL	VOTE %	Election Day	Early Voting	Provisional
MAYES, KRIS (DEM)	34,043	61.50%	5,980	27,825	238
HAMADEH, ABRAHAM "ABE" (REP)	19,700	35.59%	6,357	13,179	164
Write-In Totals	88	0.16%	31	56	1
Not Assigned	88	0.16%	31	56	1
Overvotes	6	0.01%	0	6	0
Undervotes	1,522	2.75%	298	1,209	15

SUPERINTENDENT OF PUBLIC INSTRUCTION

Vote For 1

	TOTAL	VOTE %	Election Day	Early Voting	Provisional
HOFFMAN, KATHY (DEM)	33,526	60.56%	5,832	27,462	232
HORNE, TOM (REP)	20,151	36.40%	6,486	13,501	164
Write-In Totals	116	0.21%	46	69	1
Not Assigned	116	0.21%	46	69	1
Overvotes	9	0.02%	1	8	0
Undervotes	1,557	2.81%	301	1,235	21

Gila

Recount Summary
2022 General Election Recount
November 8, 2022

Unofficial Results
County of Gila,
State of Arizona

Statistics





	TOTAL	Early	Election Day	Provisional
Registered Voters - Total	33,949			
Ballots Cast - Total	22,798	17,834	4,839	125
Voter Turnout - Total	67.15%			

Recount Summary
 2022 General Election Recount
 November 8, 2022

Unofficial Results
 County of Gila,
 State of Arizona





Attorney General

Vote For 1

	TOTAL	VOTE %		Early	Election Day	Provisional
REP HAMADEH, ABRAHAM "ABE"	14,538	65.21%		10,875	3,579	84
DEM MAYES, KRIS	7,727	34.66%		6,539	1,152	36
Write-In Totals	28	0.13%		23	5	0
Total Votes Cast	22,293	100.00%		17,437	4,736	120

Superintendent of Public Instruction

Vote For 1

	TOTAL	VOTE %		Early	Election Day	Provisional
REP HORNE, TOM	14,554	65.17%		10,869	3,599	86
DEM HOFFMAN, KATHY	7,756	34.73%		6,576	1,148	32
Write-In Totals	24	0.11%		19	5	0
Total Votes Cast	22,334	100.00%		17,464	4,752	118

Graham

STATISTICS

	TOTAL	Election Day	Early Vote	Late Vote	Provisional
Election Day Precincts Reporting	22 of 22	22	0	0	18
Ballots Cast - Total	11,001	3,570	6,139	1,194	98

Attorney General

Vote For 1

	TOTAL	VOTE %	Election Day	Early Vote	Late Vote	Provisional
REP HAMADEH, ABRAHAM "ABE"	7,640	71.12%	2,745	3,912	904	79
DEM MAYES, KRIS	3,085	28.72%	754	2,056	258	17
Write-In Totals	17	0.16%	7	9	1	0
Total Votes Cast	10,742	100.00%	3,506	5,977	1,163	96
Overvotes	5		0	5	0	0
Undervotes	254		64	157	31	2
Contest Totals	11,001		3,570	6,139	1,194	98

Superintendent of Public Instruction

Vote For 1

	TOTAL	VOTE %	Election Day	Early Vote	Late Vote	Provisional
REP HORNE, TOM	7,525	69.93%	2,717	3,868	863	77
DEM HOFFMAN, KATHY	3,223	29.95%	778	2,122	306	17
Write-In Totals	13	0.12%	5	6	2	0
Total Votes Cast	10,761	100.00%	3,500	5,996	1,171	94
Overvotes	4		2	2	0	0
Undervotes	236		68	141	23	4
Contest Totals	11,001		3,570	6,139	1,194	98

Greenlee

STATISTICS

	TOTAL	Election Day	Early Vote	Provisional
Ballots Cast - Total	2,480	727	1,746	7

Summary Results Report
General Election-Recount

OFFICIAL RESULTS

November 8, 2022

County of Greenlee, State of Arizona

Attorney General

Vote For 1

	TOTAL	VOTE %	Election Day	Early Vote	Provisional
REP HAMADEH, ABRAHAM "ABE"	1,462	60.74%	574	883	5
DEM MAYES, KRIS	938	38.97%	140	796	2
Write-In Totals	7	0.29%	1	6	0
Total Votes Cast	2,407	100.00%	715	1,685	7
Contest Totals	2,480		727	1,746	7

Superintendent of Public Instruction

Vote For 1

	TOTAL	VOTE %	Election Day	Early Vote	Provisional
REP HORNE, TOM	1,465	60.79%	574	886	5
DEM HOFFMAN, KATHY	941	39.05%	139	800	2
Write-In Totals	4	0.17%	1	3	0
Total Votes Cast	2,410	100.00%	714	1,689	7
Contest Totals	2,480		727	1,746	7

La Paz

Summary Results Report
General Election Recount
November 8, 2022

OFFICIAL RECOUNT RESULTS

County of La Paz

Statistics	TOTAL
Election Day Precincts Reporting	0 of 11
Precincts Complete	0 of 11
Precincts Partially Reported	0 of 11
Absentee/ Early Precincts Reporting	11 of 11
Registered Voters - Total	0
Ballots Cast - Total	5,611
Ballots Cast - Blank	83
Voter Turnout - Total	0.00%

Summary Results Report
General Election Recount
November 8, 2022

OFFICIAL RECOUNT RESULTS

County of La Paz

Attorney General

Vote For 1

	TOTAL
REP HAMADEH, ABRAHAM "ABE"	3,788
DEM MAYES, KRIS	1,653
Write-In Totals	9
Total Votes Cast	5,450
Overvotes	0
Undervotes	161
Contest Totals	5,611
Precincts Reporting	0 of 11

Superintendent of Public Instruction

Vote For 1

	TOTAL
REP HORNE, TOM	3,828
DEM HOFFMAN, KATHY	1,632
Write-In Totals	6
Total Votes Cast	5,466
Overvotes	0
Undervotes	145
Contest Totals	5,611
Precincts Reporting	0 of 11

Maricopa

November 8, 2022 OFFICIAL RECOUNT GENERAL ELECTION

Elector Group	Counting Group	Ballots	Voters	Registered Voters	Turnout
Total	EARLY VOTE	1,311,732	1,311,732	2,435,397	53.86%
	ELECTION DAY	248,067	248,067		10.19%
	PROVISIONAL	2,955	2,955		0.12%
	Total	1,562,754	1,562,754		64.17%

Registered Voters: 1,562,754 of 2,435,397 (64.17%)

Ballots Cast: 1,562,754

State Rep Dist-13 (Vote for 2)

	Total	
Times Cast	96,096 / 139,961	68.66%
Undervotes	57,152	
Overvotes	10	

Candidate	Party	Total	
HARRIS, LIZ	REP	43,830	32.46%
WILLOUGHBY, JULIE	REP	43,555	32.26%
PAWLIK, JENNIFER	DEM	47,164	34.93%
Write-in		471	0.35%
Total Votes		135,020	

	Total	

Attorney General (Vote for 1)

	Total	
Times Cast	1,560,032 / 2,418,913	64.49%
Undervotes	50,247	
Overvotes	240	

Candidate	Party	Total	
HAMADEH, ABRAHAM "ABE"	REP	740,965	49.09%
MAYES, KRIS	DEM	766,874	50.80%
Write-in		1,706	0.11%
Total Votes		1,509,545	

		Total	
SEVERSON, SAMANTHA	WRITE-IN	0	0.00%
NOT QUALIFIED	WRITE-IN	0	0.00%

Superintendent of Public Instruction (Vote for 1)

	Total	
Times Cast	1,560,032 / 2,418,913	64.49%
Undervotes	55,712	
Overvotes	302	

Candidate	Party	Total	
HORNE, TOM	REP	738,713	49.12%
HOFFMAN, KATHY	DEM	763,704	50.78%
Write-in		1,601	0.11%
Total Votes		1,504,018	

		Total	
FINERD, PATRICK	WRITE-IN	0	0.00%
NOT QUALIFIED	WRITE-IN	0	0.00%

Mohave

Summary Results Report
General Election
November 8, 2022

FINAL RECOUNT RESULTS

County of Mohave, State of Arizona

Statistics

	TOTAL	Election Day	Early Vote	Provisional
Ballots Cast - Total	82,676	24,816	57,364	496
Ballots Cast - Blank	1,360	376	972	12

Summary Results Report
General Election
November 8, 2022

FINAL RECOUNT RESULTS
County of Mohave, State of Arizona

Attorney General

Vote For 1

	TOTAL	Election Day	Early Vote	Provisional
REP HAMADEH, ABRAHAM "ABE"	60,593	21,330	38,838	425
DEM MAYES, KRIS	19,585	2,834	16,698	53
Write-In Totals	134	28	106	0
Total Votes Cast	80,312	24,192	55,642	478

Superintendent of Public Instruction

Vote For 1

	TOTAL	Election Day	Early Vote	Provisional
REP HORNE, TOM	60,812	21,316	39,074	422
DEM HOFFMAN, KATHY	19,400	2,828	16,517	55
Write-In Totals	90	24	66	0
Total Votes Cast	80,302	24,168	55,657	477

Navajo

Summary Results Report
General Election Recount
November 8, 2022

UNOFFICIAL RESULTS

County of Navajo, State of Arizona

STATISTICS

	TOTAL	Election Day	Early Vote	Late Early Voting	Provisional
Election Day Precincts Reporting	14 of 14	14	0	14	12
Absentee/ Early Precincts Reporting	14 of 14	0	14	0	0
Ballots Cast - Total	40,964	14,804	20,556	5,375	229
Ballots Cast - Blank	485	159	241	81	4

Summary Results Report
 General Election Recount
 November 8, 2022

UNOFFICIAL RESULTS

County of Navajo, State of Arizona

Attorney General
 Vote For 1

	TOTAL	Election Day	Early Vote	Late Early Voting	Provisional
REP HAMADEH, ABRAHAM "ABE"	21,747	7,998	10,157	3,447	145
DEM MAYES, KRIS	18,129	6,446	9,832	1,775	76
Write-In Totals	89	41	36	12	0
Not Assigned	89	41	36	12	0
Overvotes	3	1	2	0	0
Undervotes	996	318	529	141	8
Contest Totals	40,964	14,804	20,556	5,375	229

Superintendent of Public Instruction
 Vote For 1

	TOTAL	Election Day	Early Vote	Late Early Voting	Provisional
REP HORNE, TOM	21,692	8,136	10,099	3,308	149
DEM HOFFMAN, KATHY	18,291	6,349	9,964	1,905	73
Write-In Totals	82	37	33	12	0
Not Assigned	82	37	33	12	0
Overvotes	6	3	2	0	1
Undervotes	893	279	458	150	6
Contest Totals	40,964	14,804	20,556	5,375	229

Pima

Summary Results Report
 GENERAL ELECTION 2022 - RECOUNT
 NOVEMBER 8, 2022

OFFICIAL RECOUNT RESULTS
 ALL BALLOTS PROCESSED

Statistics

	TOTAL	ELECTION DAY	EARLYS	PROVISION ALS
Registered Voters - Total	705,072			
Ballots Cast - Total	402,864	70,242	330,812	1,810
Ballots Cast - Blank	5,309	851	4,411	47
Voter Turnout - Total	57.14%			

ATTORNEY GENERAL

Vote For 1

	TOTAL	ELECTION DAY	EARLYS	PROVISION ALS
MAYES, KRIS	236,264	22,603	212,782	879
HAMADEH, ABRAHAM "ABE"	157,348	46,119	110,373	856
Write-In Totals	452	95	354	3
Not Assigned	452	95	354	3
Total Votes Cast	394,064	68,817	323,509	1,738
Overvotes	49	16	32	1
Undervotes	8,751	1,409	7,271	71

SUPERINTENDENT OF PUBLIC INSTRUCTION

Vote For 1

	TOTAL	ELECTION DAY	EARLYS	PROVISION ALS
HOFFMAN, KATHY	233,592	22,325	210,392	875
HORNE, TOM	159,638	46,186	112,584	868
Write-In Totals	459	126	329	4
Not Assigned	459	126	329	4
Total Votes Cast	393,689	68,637	323,305	1,747
Overvotes	52	21	31	0
Undervotes	9,123	1,584	7,476	63

Pinal

Election Summary Results Report
2022 General Election
November 8, 2022

RECOUNT RESULTS

Pinal County

Statistics

	TOTAL	Election Day	Early Voting	Provisional
Election Day Precincts Reporting	109 of 109	109	0	109
Precincts Complete	109 of 109	109	0	109
Precincts Partially Reported	0 of 109	0	0	0
Absentee/ Early Precincts Reporting	109 of 109	0	109	0
Registered Voters - Total	282,572			
Ballots Cast - Total	145,987	36,069	109,324	594
Ballots Cast - Blank	2,122	384	1,723	15
Voter Turnout - Total	51.66%			

Election Summary Results Report
2022 General Election
November 8, 2022

RECOUNT RESULTS

Pinal County

Attorney General

Vote For 1

	TOTAL	Election Day	Early Voting	Provisional
REP HAMADEH, ABRAHAM "ABE"	83,116	26,936	55,759	421
DEM MAYES, KRIS	59,068	8,430	50,487	151
Write-In Totals	188	43	145	0

Superintendent of Public Instruction

Vote For 1

	TOTAL	Election Day	Early Voting	Provisional
REP HORNE, TOM	83,533	27,008	56,101	424
DEM HOFFMAN, KATHY	58,919	8,367	50,402	150
Write-In Totals	169	43	126	0

Santa Cruz

Summary Results Report
General Election
November 8, 2022

RECOUNT RESULTS

County of Santa Cruz, State of Arizona

Statistics	TOTAL
Ballots Cast - Total	13,301

Summary Results Report
General Election
November 8, 2022

RECOUNT RESULTS

County of Santa Cruz, State of Arizona

Attorney General

Vote For 1

TOTAL

DEM MAYES, KRIS	8,721
REP HAMADEH, ABRAHAM "ABE"	4,283
Write-In Totals	15
Not Assigned	15
Total Votes Cast	13,019
Overvotes	0
Undervotes	282

Superintendent of Public Instruction

Vote For 1

TOTAL

DEM HOFFMAN, KATHY	8,441
REP HORNE, TOM	4,343
Write-In Totals	17
Not Assigned	17
Total Votes Cast	12,801
Overvotes	0
Undervotes	500

Yavapai

Registered Voters 166,146 - Total Ballots 124,871 : 75.16%

ATTORNEY GENERAL

Vote For 1		
Total Votes	120,419	
Hamadeh, Abraham "Abe" (REP)	77,487	64.35%
Mayes, Kris (DEM)	42,813	35.55%
Write-In	119	0.10%

SUPERINTENDENT OF PUBLIC INSTRUCTION

Vote For 1		
Total Votes	120,080	
Horne, Tom (REP)	77,326	64.40%
Hoffman, Kathy (DEM)	42,628	35.50%
Write-In	126	0.10%

Yuma

Summary Results Report
Yuma County General Election Recount
November 8, 2022

FINAL RESULTS

Statistics

	TOTAL	Election Day	Early Voting	Late Early Voting	Provisional
Ballots Cast - Total	46,770	8,643	34,976	2,675	476

Summary Results Report
Yuma County General Election Recount
November 8, 2022

FINAL RESULTS

Attorney General

Vote For 1

	TOTAL	Election Day	Early Voting	Late Early Voting	Provisional
REP HAMADEH, ABRAHAM "ABE"	25,704	6,082	17,917	1,389	316
DEM MAYES, KRIS	19,499	2,376	15,815	1,159	149
Write-In Totals	58	22	33	3	0

Superintendent of Public Instruction

Vote For 1

	TOTAL	Election Day	Early Voting	Late Early Voting	Provisional
REP HORNE, TOM	26,029	6,136	18,221	1,355	317
DEM HOFFMAN, KATHY	19,371	2,356	15,668	1,200	147
Write-In Totals	46	16	25	5	0